

T W E N T Y - E L E V E N

INDIANA FOOTBALL



T W E N T Y - E L E V E N
INDIANA FOOTBALL
HOOSIERS

TABLE OF CONTENTS

Quick Facts.....	2	Memorial Stadium Results.....	98	Team Records.....	148
Depth Chart.....	3	Season-By-Season Stats.....	100	Opponent Records.....	149
Numerical Roster.....	4	All-Time Head Coaches.....	110	Touchdown Returns.....	150
Alphabetical Roster.....	6	All-Time Roster By Number.....	113	Passing, Receiving, Rushing Marks.....	152
News & Notes.....	8	Letterwinners.....	118	College Football Hall Of Famers.....	157
2011 Opponents.....	10	Starting Lineups.....	125	Big Ten MVPs.....	158
Returning Players.....	12	Passing Records.....	128	All-Americans.....	159
Newcomers.....	31	Receiving Records.....	130	Academic All-Americans.....	163
Miscellaneous Rosters.....	35	Rushing Records.....	132	Big Ten Honors.....	164
Head Coach Kevin Wilson.....	36	Total Offense Records.....	134	IU Awards.....	165
Assistant Coaches.....	42	All-Purpose Yardage Records.....	135	All-Star Games.....	167
Football Operations Staff.....	51	Touchdown Records.....	136	Hoosiers In The NFL.....	169
Strength & Conditioning Staff.....	53	Point Records.....	138	President Michael A. McRobbie.....	176
Medical Staff.....	55	Field Goal Records.....	139	Director Of Athletics Fred Glass.....	177
Support Staff.....	56	Extra Point Records.....	140	2011-12 Bowl Information.....	178
Academic Staff.....	58	Punting Records.....	141	Media Outlets.....	179
2010 Season Review.....	59	Kick Return Records.....	142	IU Media Relations/Media Information.....	180
Year-By-Year Series Scores.....	73	Punt Return Records.....	143	IU Radio Network.....	182
Records vs. All Opponents.....	78	Tackle Records.....	144	Compliance.....	183
Trophy Games.....	79	Tackle For Loss Records.....	145	Facilities.....	184
Year-By-Year Results.....	82	Sack Records.....	146	Indiana University.....	200
Bowl History.....	89	Interception Records.....	147	Online Media.....	208



ACKNOWLEDGEMENTS

The 2011 Indiana football media guide is a production of the Indiana University Athletic Media Relations Department. Individuals wishing to reproduce any portion of the guide should receive prior consent from the Indiana University Athletic Media Relations Office by calling (812) 855-9399. **Cover Design:** Ryan Preske. **Content:** Jeff Keag. **Editing:** IU Media Relations staff. **Graphic Design:** Ryan Preske. **Layout:** Ryan Preske, Jeff Keag. **Photography:** Mike Dickbernd, Joe Eke, Peter Stevenson, Paul Riley, IU Archives, IU Communications, NFL Public Relations Departments. **Printing:** Graessle-Mercer.

2011 QUICK FACTS

UNIVERSITY FACTS

Location: Bloomington, Ind.
Population: 69,291
Founded: 1820
Joined Big Ten: 1899
First Year of Big Ten Football: 1900
Enrollment: 42,237
Nickname: Hoosiers
Colors: Cream and Crimson
Marching Band: Marching Hundred
President: Michael A. McRobbie
Director of Athletics: Fred Glass
Senior Woman Administrator: Julie Cromer
Faculty Representative: Dr. Kurt Zorn
Ticket Office Phone: 866-IUSPORTS
Website: IUHoosiers.com

HEAD COACH

Head Coach: Kevin Wilson (North Carolina, B.A. '84; M.Ed. '87)
Record at Indiana: First Year
Career Record: First Year

COACHING STAFF

Doug Mallory - Assistant Head Coach/Co-Defensive Coordinator/Safeties
 Mike Ekeler - Co-Defensive Coordinator/Linebackers
 Kevin Johns - Co-Offensive Coordinator/Wide Receivers
 Rod Smith - Co-Offensive Coordinator/Quarterbacks
 Brett Diersen - Defensive Ends/Recruiting Coordinator
 Greg Frey - Offensive Line
 Mark Hagen - Defensive Tackles/Special Teams Coordinator
 Deland McCullough - Running Backs
 Brandon Shelby - Cornerbacks
 Mark Hill - Head Strength and Conditioning Coach
 Billy Ray Johnson - Football Operations
 Mark Deal - Football Operations

MEDIA RELATIONS

Media Relations Director: J.D. Campbell
Football SID: Jeff Keag
Office Phone: 812-855-6209
Cell Phone: 812-219-2925
Fax: 812-855-9401
Email: jkeag@indiana.edu
Press Box Phone: 812-855-2754

TEAM INFORMATION

Offensive Formation: Multiple
Defensive Formation: 4-3
Starters Returning/Lost: 13/11
Letterwinners Returning/Lost: 45/26
Offense: 21/12
Defense: 21/11
Special Teams: 3/3
2010 Overall Record: 5-7
2010 Big Ten Record/Finish: 1-7/11th

Total No. of Starters Returning: 13

Offense: 6
 RB – Darius Willis
 WR – Damarlo Belcher
 TE – Ted Bolser
 C – Will Matte
 OL – Andrew McDonald
 OL – Justin Pagán

Defense: 6
 DE - Darius Johnson
 DT – Adam Replogle
 DT – Mick Mentzer
 LB – Leon Beckum
 MLB – Jeff Thomas
 FS – Donnell Jones

Special Teams: 1
 K – Mitch Ewald

Total No. of Starters Lost: 11

Offense: 5
 QB – Ben Chappell
 WR – Terrance Turner
 WR – Tandon Doss
 OT – James Brewer
 OL – Aaron Price

Defense: 5
 DE – Terrance Thomas
 LB – Tyler Replogle
 SS – Mitchell Evans
 CB – Richard Council
 CB – Matt Ernest

Special Teams: 1
 P – Chris Hagerup

STADIUM INFORMATION

Name: Memorial Stadium (FieldTurf)
Capacity: 52,929
Largest Crowd/Year: 56,223 vs. Purdue, 1969

2011 SCHEDULE

Date	Opponent	Site
Sept. 3	vs. Ball State [1]	Indianapolis, Ind.
Sept. 10	Virginia	Bloomington, Ind.
Sept. 17	South Carolina State	Bloomington, Ind.
Sept. 24	at North Texas	Denton, Texas
Oct. 1	Penn State	Bloomington, Ind.
Oct. 8	Illinois	Bloomington, Ind.
Oct. 15	at Wisconsin	Madison, Wis.
Oct. 22	at Iowa	Iowa City, Iowa
Oct. 29	Northwestern	Bloomington, Ind.
Nov. 5	at Ohio State	Columbus, Ohio
Nov. 19	at Michigan State	East Lansing, Mich.
Nov. 26	Purdue	Bloomington, Ind.
Dec. 3	Big Ten Championship Game [1]	Indianapolis, Ind.

Leaders Division Games in Bold

[1] - at Lucas Oil Stadium

T W E N T Y - E L E V E N
INDIANA FOOTBALL
 SEASON PREVIEW

2011 DEPTH CHART

OFFENSE

LT

- 72 Andrew McDonald, 6-6, 295, Sr./5th
 77 Josh Hager, 6-9, 298, Sr./5th

LG

- 65 Marc Damisch, 6-7, 307, Sr./Jr. -or-
 62 Ralston Evans, 6-4, 280, Fr./Fr.

C

- 60 Will Matte, 6-2, 283, Sr./Jr.
 64 Collin Rahrig, 6-2, 254, So./Fr.

RG

- 76 Cody Evers, 6-4, 317, So./Fr.
 71 Bill Ivan, 6-4, 279, So./Fr.

RT

- 70 Justin Pagán, 6-5, 312, Sr./Sr.
 74 Charlie Chapman, 6-6, 291, Jr./So.

WR

- 88 Damarlo Belcher, 6-5, 214, Sr./Sr.
 84 Jamonne Chester, 6-1, 206, Jr./So.

WR

- 81 Duwyce Wilson, 6-3, 197, Jr./So.
 19 Connor Creevey, 6-2, 204, Sr./Jr.

WR

- 13 Kofi Hughes, 6-2, 204, So./So.
 82 Dre Muhammad, 5-10, 182, Sr./5th

QB

- 8 Dusty Kiel, 6-2, 216, Jr./So. -or-
 7 Edward Wright-Baker, 6-1, 217, Jr./So.
 17 Teddy Schell, 6-5, 229, Sr./5th
 14 Adam Follett, 6-5, 226, Sr./Jr.

RB

- 26 Nick Turner, 6-0, 187, Jr./So.
 24 Matt Perez, 5-11, 228, So./Fr.

TE

- 41 Max Dedmond, 6-5, 242, Sr./5th
 83 Ted Bolser, 6-6, 240, Jr./So.

DEFENSE

LE

- 44 Darius Johnson, 6-0, 241, Sr./5th
 34 Kevin Bush, 6-3, 253, Sr./Jr.

DT

- 97 Larry Black, Jr., 6-2, 311, Sr./Jr.
 69 Mick Mentzer, 6-4, 306, Sr./Jr.

DT

- 98 Adam Replogle, 6-3, 292, Jr./Jr.
 75 Nicholas Sliger, 6-3, 292, Sr./Jr.

RE

- 25 Ryan Phillis, 6-3, 229, So./Fr.
 93 Fred Jones, 6-4, 268, Sr./5th

WLB

- 48 Leon Beckum, 5-11, 215, Sr./5th
 31 Lee Rose, 6-1, 224, Sr./Jr.

MLB

- 53 Jeff Thomas, 6-1, 244, Sr./5th
 49 Griffen Dahlstrom, 6-3, 221, Jr./So.

SLB

- 47 Chase Hoobler, 6-2, 221, So./Fr.
 39 Brandon McGhee, 6-1, 235, Sr./5th

LCB

- 2 Lenyatta Kiles, 5-11, 194, Sr./Sr. -or-
 6 Brian Williams, 6-0, 181, So./Fr.

FS

- 9 Greg Heban, 6-1, 188, Jr./So.
 29 Chris Adkins, 6-1, 183, Sr./5th

SS

- 30 Jarrell Drane, 6-2, 206, Sr./5th
 3 Drew Hardin, 6-0, 200, So./Fr.

RCB

- 23 Lawrence Barnett, 5-10, 188, Jr./So.
 7 Andre Kates, 5-11, 192, Sr./5th

SPECIAL TEAMS

PK

- 16 Mitch Ewald, 5-10, 171, Jr./So.
 99 Nick Freeland, 5-11, 195, Sr./Jr.

P

- 10 Adam Pines, 6-0, 178, Sr./Jr.
 42 Chad Roggeman, 6-0, 179, Jr./So.

LS

- 91 Matt Dooley, 6-4, 250, Fr./Fr.
 87 Leneil Himes, 6-1, 271, So./Fr.

H

- 17 Teddy Schell, 6-5, 229, Sr./5th
 10 Adam Pines, 6-0, 178, Sr./Jr.

KR

- 26 Nick Turner, 6-0, 187, Jr./So.
 81 Duwyce Wilson, 6-3, 197, Jr./So.

PR

- 82 Dre Muhammad, 5-10, 182, Sr./5th
 84 Jamonne Chester, 6-1, 206, Jr./So.



Wide receiver Damarlo Belcher is one of six returning starters on offense. The Hoosiers return six starters on defense as well.

T W E N T Y - E L E V E N
INDIANA FOOTBALL
 SEASON PREVIEW

2011 NUMERICAL ROSTER

No.	Name	Pos.	Ht.	Wt.	Cl./Elg.	Hometown/Last School
1	Wynn, Shane	WR	5-7	165	Fr./Fr.	Cleveland, Ohio/Glenville
2	Kiles, Lenyatta *	CB	5-11	194	Sr./Sr.	Los Angeles, Calif./Cerritos (Calif.) College
3	Hardin, Drew	S	6-0	200	So./Fr.	Louisville, Ky./Ballard
3	Latimer, Cody	WR	6-3	205	Fr./Fr.	Dayton, Ohio/Jefferson Township
4	Hardin, Forisse	S	6-1	205	Fr./Fr.	Louisville, Ky./Ballard
5	Roberson, Tre	QB	6-0	180	Fr./Fr.	Indianapolis, Ind./Lawrence Central
6	Williams, Brian	CB	6-0	181	So./Fr.	Lawrenceville, Ga./Peachtree Ridge
7	Wright-Baker, Edward *	QB	6-1	217	Jr./So.	Jeffersonville, Ind./Jeffersonville
7	Kates, Andre	CB	5-11	192	Sr./5th	Washington, D.C./ASA (N.Y.) College
8	Kiel, Dusty *	QB	6-2	216	Jr./So.	Columbus, Ind./Columbus East
9	Heban, Greg *	DB	6-1	188	Jr./So.	Muncie, Ind./Delta
10	Jones, Donnell ***	S	5-10	213	Sr./5th	St. Petersburg, Fla./Lakewood
10	Pines, Adam *	P	6-0	178	Sr./Jr.	Highland Park, Ill./Highland Park
12	Houston, Stephen	RB	6-0	220	Jr./So.	Little Rock, Ark./Independence (Kan.) CC
13	Hughes, Kofi *	WR	6-2	204	So./So.	Indianapolis, Ind./Cathedral
14	Follett, Adam *	QB	6-5	226	Sr./Jr.	Caledonia, Mich./Alma
14	Stoner, Nick	CB	6-1	170	Fr./Fr.	Greenwood, Ind./Center Grove
15	McCants, Jay	WR	6-4	195	Fr./Fr.	Cincinnati, Ohio/Princeton
16	Ewald, Mitch *	K	5-10	171	Jr./So.	Naperville, Ill./Waubonsie Valley
17	Schell, Teddy **	QB/H	6-5	229	Sr./5th	Barrington, Ill./Barrington
17	Hunter, Michael	CB	6-1	170	Fr./Fr.	Monroe, La./West Monroe
18	Whitaker, Xavier	RB	6-2	222	So./Fr.	Brookfield, Wis./Brookfield Central
19	Creevey, Connor	WR	6-2	204	Sr./Jr.	South Bend, Ind./Marian
20	Roberts, D'Angelo	RB	5-10	180	Fr./Fr.	Bloomington, Ind./Bloomington North
21	Zupancic, Jake	S	5-10	207	So./Fr.	Indianapolis, Ind./Cathedral
22	Mullen, Kenny	CB	5-9	170	Fr./Fr.	Fort Wayne, Ind./Bishop Luers
23	Barnett, Lawrence *	CB	5-10	188	Jr./So.	Fort Wayne, Ind./Bishop Luers
23	Martin, Brett	WR	6-3	210	Jr./So.	New Albany, Ind./New Albany
24	Perez, Matt	RB	5-11	228	So./Fr.	Park Ridge, Ill./Maine South
25	Phillis, Ryan	DE	6-3	229	So./Fr.	Boardman, Ohio/Boardman
25	Blackwell, David	RB	6-0	209	Jr./So.	Bloomington, Ind./Bloomington South
26	Turner, Nick *	RB	6-0	187	Jr./So.	Indianapolis, Ind./Southport
27	Banks, Antonio *	RB	5-10	207	So./So.	Middletown, Ohio/Middletown
27	Webb, Alexander	CB	6-0	188	Sr./Jr.	Mequon, Wis./Homestead
28	Willis, Darius **	RB	6-0	220	Sr./Jr.	Indianapolis, Ind./Franklin Central
29	Adkins, Chris ***	S	6-1	183	Sr./5th	Indianapolis, Ind./Warren Central
30	Drane, Jarrell **	S	6-2	206	Sr./5th	Plantation, Fla./Plantation
30	Reisman, Nathan	P	6-0	196	Jr./So.	Dallas, Texas/Pearce
31	Rose, Lee *	LB	6-1	224	Sr./Jr.	Charlotte, N.C./University of Richmond
33	Shaw, Zack	LB	6-3	225	Fr./Fr.	Coshocton, Ohio/Coshocton
34	Bush, Kevin *	DE	6-3	253	Sr./Jr.	Fort Wayne, Ind./University of Toledo
35	Jefferson, Shaquille	S	6-0	203	So./Fr.	Lexington, Ohio/Lexington
36	St. Fort, Peter	CB	6-0	182	Sr./Jr.	Naples, Fla./Golden Gate
37	Murphy, Mark	S	6-2	205	Fr./Fr.	Akron, Ohio/St. Vincent-St. Mary
39	McGhee, Brandon **	LB	6-1	235	Sr./5th	Jeffersonville, Ind./Jeffersonville
40	Zakrzewski, Matt	LB	6-2	230	So./Fr.	Traverse City, Mich./St. Francis
41	Dedmond, Max ***	TE	6-5	242	Sr./5th	Evansville, Ind./Evansville Central
41	Michalek, Jake	LB	6-2	214	So./Fr.	Midlothian, Ill./Brother Rice
42	Sherer, Chad **	LB	6-0	221	Sr./Jr.	Cicero, Ind./Hamilton Heights
42	Roggeman, Chad	P	6-0	179	Jr./So.	Mishawaka, Ind./Mishawaka
43	Thomas, Ishmael	LB	6-4	215	So./Fr.	Detroit, Mich./Renaissance
44	Johnson, Darius ***	DE	6-0	241	Sr./5th	Detroit, Mich./Highland Park
45	Carr-Watson, Dimitrius *	LB	6-1	229	Jr./So.	Calumet City, Ill./Mount Carmel
46	Replogle, Mike	LB	6-1	225	Fr./Fr.	Centerville, Ohio/Centerville
47	Hoobler, Chase	LB	6-2	221	So./Fr.	Orrville, Ohio/Orrville
48	Beckum, Leon ***	LB	5-11	215	Sr./5th	Bloomington, Ind./Bloomington North
49	Dahlstrom, Griffen *	LB	6-3	221	Jr./So.	Coatesville, Ind./North Putnam
50	Fiacable, Steve	OL	6-1	288	Jr./So.	Fort Wayne, Ind./Bishop Dwenger
51	Kennedy, Kyle	LB	6-3	220	Fr./Fr.	Indianapolis, Ind./Cathedral
52	Harris, Marlandez	DL	6-2	291	So./Fr.	Springfield, Ill./Sacred Heart-Griffin
53	Thomas, Jeff *	LB	6-1	244	Sr./5th	Millbrae, Calif./Foothill (Calif.) CC

T W E N T Y - E L E V E N
INDIANA FOOTBALL
 SEASON PREVIEW

2011 NUMERICAL ROSTER

55	Carter, Mike	DL	6-1	225	Jr./So.	Jeffersonville, Ind./Jeffersonville
57	Bachman, Pete	OL	6-5	258	So./Fr.	Cincinnati, Ohio/Elder
58	McGuigan, Tyler	OL	6-2	293	Jr./So.	Indianapolis, Ind./Lawrence North
59	Svarczkopf, Greg	LB	5-9	217	Sr./Jr.	Fort Wayne, Ind./Bishop Dwenger
59	Eckert, Peyton	OL	6-6	295	Fr./Fr.	Arlington Heights, Ill./Prospect
60	Matte, Will **	C	6-2	283	Sr./Jr.	Wheaton, Ill./Wheaton-Warrenville South
62	Evans, Ralston	OL	6-4	280	Fr./Fr.	Indianapolis, Ind./Arlington
63	Kirlew, Jerrell	DL	6-3	263	Sr./Jr.	Kissimmee, Fla./Poinciana
64	Rahrig, Collin	OL	6-2	254	So./Fr.	South Bend, Ind./Marian
65	Damisch, Marc **	OL	6-7	307	Sr./Jr.	Arlington Heights, Ill./Buffalo Grove
68	Kaminski, David	OL	6-4	275	Fr./Fr.	Strongsville, Ohio/Strongsville
69	Mentzer, Mick **	DT	6-4	306	Sr./Jr.	Fort Wayne, Ind./Bishop Dwenger
70	Pagán, Justin ***	OL	6-5	312	Sr./Sr.	Chicago, Ill./St. Patrick
71	Ivan, Bill	OL	6-4	279	So./Fr.	Charlevoix, Mich./Charlevoix
72	McDonald, Andrew ***	OT	6-6	295	Sr./5th	Indianapolis, Ind./Warren Central
73	Taylor, Bernard	DL	6-2	280	Fr./Fr.	Detroit, Mich./Dakota
74	Chapman, Charlie	OT	6-6	291	Jr./So.	South Rockwood, Mich./Airport
75	Sliger, Nicholas **	DT	6-3	292	Sr./Jr.	Cicero, Ind./Hamilton Southeastern
76	Evers, Cody	OL	6-4	317	So./Fr.	Little Chute, Wis./Little Chute
77	Hager, Josh **	OT	6-9	298	Sr./5th	Florissant, Mo./McCluer North
78	Carter, Tony	DL	6-1	285	Sr./5th	Indianapolis, Ind./North Central
79	Lewis, Gregory	OL	6-5	300	Fr./Fr.	Fort Lauderdale, Fla./Chaminade-Madonna
80	Young, Logan	WR	6-3	203	So./Fr.	Muncie, Ind./Delta
81	Wilson, Duvwyce *	WR	6-3	197	Jr./So.	Columbus, Ind./Columbus East
82	Muhammad, Dre **	WR	5-10	182	Sr./5th	Fort Wayne, Ind./Harding
83	Bolser, Ted *	TE	6-6	240	Jr./So.	Cincinnati, Ohio/Indian Hill
84	Chester, Jamonne *	WR	6-1	206	Jr./So.	Detroit, Mich./Redford Covenant
85	Love III, Charles *	TE	6-3	219	Sr./Jr.	Memphis, Tenn./Trezevant
86	Phillips, Paul	TE	6-5	238	So./Fr.	Darnestown, Md./Georgetown Prep
87	Himes, Leneil	FB	6-1	271	So./Fr.	Plymouth, Ind./Plymouth
88	Belcher, Damarlo ***	WR	6-5	214	Sr./Sr.	Fort Wayne, Ind./North Side
89	O'Conner, Tim	WR	6-3	197	So./Fr.	Cincinnati, Ohio/Elder
90	Reed, Jake	DL	6-4	240	Fr./Fr.	Columbus, Ind./Columbus North
91	Dooley, Matt	LS	6-4	250	Fr./Fr.	Phoenix, Ariz./Scottsdale Christian Academy
93	Jones, Fred ***	DE	6-4	268	Sr./5th	Tyrone, Ga./Sandy Creek
94	Cornley, Javon *	DE	6-5	242	Jr./So.	Columbus, Ohio/Northland
95	Richardson, Bobby	DL	6-3	275	Fr./Fr.	Tampa, Fla./Plant
96	Laihinen, John	DE	6-4	236	So./Fr.	Mequon, Wis./Homestead
97	Black, Jr., Larry **	DT	6-2	311	Sr./Jr.	Cincinnati, Ohio/Wyoming
98	Replogle, Adam **	DL	6-3	292	Jr./Jr.	Centerville, Ohio/Centerville
99	Freeland, Nick **	K	5-11	195	Sr./Jr.	Indianapolis, Ind./Lawrence North
99	Rayner, Adarius	DL	6-2	275	Fr./Fr.	Largo, Fla./Largo

* - indicates number of varsity letters earned

COACHING STAFF

Kevin Wilson - Head Coach
 Doug Mallory - Assistant Head Coach/Co-Defensive Coordinator/Safeties
 Mike Ekeler - Co-Defensive Coordinator/Linebackers
 Kevin Johns - Co-Offensive Coordinator/Wide Receivers
 Rod Smith - Co-Offensive Coordinator/Quarterbacks
 Brett Diersen - Defensive Ends/Recruiting Coordinator
 Greg Frey - Offensive Line
 Mark Hagen - Defensive Tackles/Special Teams Coordinator
 Deland McCullough - Running Backs
 Brandon Shelby - Cornerbacks
 Mark Hill - Head Strength and Conditioning Coach
 Mark Deal - Football Operations
 Billy Ray Johnson - Football Operations

T W E N T Y - E L E V E N
INDIANA FOOTBALL
 SEASON PREVIEW

2011 ALPHABETICAL ROSTER

No.	Name	Pos.	Ht.	Wt.	Cl./Elg.	Hometown/Last School
29	Adkins, Chris ***	S	6-1	183	Sr./5th	Indianapolis, Ind./Warren Central
57	Bachman, Pete	OL	6-5	258	So./Fr.	Cincinnati, Ohio/Elder
27	Banks, Antonio *	RB	5-10	207	So./So.	Middletown, Ohio/Middletown
23	Barnett, Lawrence *	CB	5-10	188	Jr./So.	Fort Wayne, Ind./Bishop Luers
48	Beckum, Leon ***	LB	5-11	215	Sr./5th	Bloomington, Ind./Bloomington North
88	Belcher, Damarlo ***	WR	6-5	214	Sr./Sr.	Fort Wayne, Ind./North Side
97	Black, Jr., Larry **	DT	6-2	311	Sr./Jr.	Cincinnati, Ohio/Wyoming
25	Blackwell, David	RB	6-0	209	Jr./So.	Bloomington, Ind./Bloomington South
83	Bolser, Ted *	TE	6-6	240	Jr./So.	Cincinnati, Ohio/Indian Hill
34	Bush, Kevin *	DE	6-3	253	Sr./Jr.	Fort Wayne, Ind./University of Toledo
45	Carr-Watson, Dimitrius *	LB	6-1	229	Jr./So.	Calumet City, Ill./Mount Carmel
55	Carter, Mike	DL	6-1	225	Jr./So.	Jeffersonville, Ind./Jeffersonville
78	Carter, Tony	DL	6-1	285	Sr./5th	Indianapolis, Ind./North Central
74	Chapman, Charlie	OT	6-6	291	Jr./So.	South Rockwood, Mich./Airport
84	Chester, Jamonne *	WR	6-1	206	Jr./So.	Detroit, Mich./Redford Covenant
94	Cornley, Javon *	DE	6-5	242	Jr./So.	Columbus, Ohio/Northland
19	Creevey, Connor	WR	6-2	204	Sr./Jr.	South Bend, Ind./Marian
49	Dahlstrom, Griffen *	LB	6-3	221	Jr./So.	Coatesville, Ind./North Putnam
65	Damisch, Marc **	OL	6-7	307	Sr./Jr.	Arlington Heights, Ill./Buffalo Grove
41	Dedmond, Max ***	TE	6-5	242	Sr./5th	Evansville, Ind./Evansville Central
91	Dooley, Matt	LS	6-4	250	Fr./Fr.	Phoenix, Ariz./Scottsdale Christian Academy
30	Drane, Jarrell **	S	6-2	206	Sr./5th	Plantation, Fla./Plantation
59	Eckert, Peyton	OL	6-6	295	Fr./Fr.	Arlington Heights, Ill./Prospect
62	Evans, Ralston	OL	6-4	280	Fr./Fr.	Indianapolis, Ind./Arlington
76	Evers, Cody	OL	6-4	317	So./Fr.	Little Chute, Wis./Little Chute
16	Ewald, Mitch *	K	5-10	171	Jr./So.	Naperville, Ill./Waubonsie Valley
50	Fiacable, Steve	OL	6-1	288	Jr./So.	Fort Wayne, Ind./Bishop Dwenger
14	Follett, Adam *	QB	6-5	226	Sr./Jr.	Caledonia, Mich./Alma
99	Freeland, Nick **	K	5-11	195	Sr./Jr.	Indianapolis, Ind./Lawrence North
77	Hager, Josh **	OT	6-9	298	Sr./5th	Florissant, Mo./McCluer North
3	Hardin, Drew	S	6-0	200	So./Fr.	Louisville, Ky./Ballard
4	Hardin, Forisse	S	6-1	205	Fr./Fr.	Louisville, Ky./Ballard
52	Harris, Marlandez	DL	6-2	291	So./Fr.	Springfield, Ill./Sacred Heart-Griffin
9	Heban, Greg *	DB	6-1	188	Jr./So.	Muncie, Ind./Delta
87	Himes, Leneil	FB	6-1	271	So./Fr.	Plymouth, Ind./Plymouth
47	Hoobler, Chase	LB	6-2	221	So./Fr.	Orrville, Ohio/Orrville
12	Houston, Stephen	RB	6-0	220	Jr./So.	Little Rock, Ark./Independence (Kan.) CC
13	Hughes, Kofi *	WR	6-2	204	So./So.	Indianapolis, Ind./Cathedral
17	Hunter, Michael	CB	6-1	170	Fr./Fr.	Monroe, La./West Monroe
71	Ivan, Bill	OL	6-4	279	So./Fr.	Charlevoix, Mich./Charlevoix
35	Jefferson, Shaquille	S	6-0	203	So./Fr.	Lexington, Ohio/Lexington
44	Johnson, Darius ***	DE	6-0	241	Sr./5th	Detroit, Mich./Highland Park
10	Jones, Donnell ***	S	5-10	213	Sr./5th	St. Petersburg, Fla./Lakewood
93	Jones, Fred ***	DE	6-4	268	Sr./5th	Tyrone, Ga./Sandy Creek
68	Kaminski, David	OL	6-4	275	Fr./Fr.	Strongsville, Ohio/Strongsville
7	Kates, Andre	CB	5-11	192	Sr./5th	Washington, D.C./ASA (N.Y.) College
51	Kennedy, Kyle	LB	6-3	220	Fr./Fr.	Indianapolis, Ind./Cathedral
8	Kiel, Dusty *	QB	6-2	216	Jr./So.	Columbus, Ind./Columbus East
2	Kiles, Lenyatta *	CB	5-11	194	Sr./Sr.	Los Angeles, Calif./Cerritos (Calif.) College
63	Kirlew, Jerrell	DL	6-3	263	Sr./Jr.	Kissimmee, Fla./Poinciana
96	Laihinen, John	DE	6-4	236	So./Fr.	Mequon, Wis./Homestead
3	Latimer, Cody	WR	6-3	205	Fr./Fr.	Dayton, Ohio/Jefferson Township
79	Lewis, Gregory	OL	6-5	300	Fr./Fr.	Fort Lauderdale, Fla./Chaminade-Madonna
85	Love III, Charles *	TE	6-3	219	Sr./Jr.	Memphis, Tenn./Trezevant
23	Martin, Brett	WR	6-3	210	Jr./So.	New Albany, Ind./New Albany
60	Matte, Will **	C	6-2	283	Sr./Jr.	Wheaton, Ill./Wheaton-Warrenville South
15	McCants, Jay	WR	6-4	195	Fr./Fr.	Cincinnati, Ohio/Princeton
72	McDonald, Andrew ***	OT	6-6	295	Sr./5th	Indianapolis, Ind./Warren Central
39	McGhee, Brandon **	LB	6-1	235	Sr./5th	Jeffersonville, Ind./Jeffersonville
58	McGuigan, Tyler	OL	6-2	293	Jr./So.	Indianapolis, Ind./Lawrence North

T W E N T Y - E L E V E N
INDIANA FOOTBALL
SEASON PREVIEW

2011 ALPHABETICAL ROSTER

69	Mentzer, Mick **	DT	6-4	306	Sr./Jr.	Fort Wayne, Ind./Bishop Dwenger
41	Michalek, Jake	LB	6-2	214	So./Fr.	Midlothian, Ill./Brother Rice
82	Muhammad, Dre **	WR	5-10	182	Sr./5th	Fort Wayne, Ind./Harding
22	Mullen, Kenny	CB	5-9	170	Fr./Fr.	Fort Wayne, Ind./Bishop Luers
37	Murphy, Mark	S	6-2	205	Fr./Fr.	Akron, Ohio/St. Vincent-St. Mary
89	O'Conner, Tim	WR	6-3	197	So./Fr.	Cincinnati, Ohio/Elder
70	Pagán, Justin ***	OL	6-5	312	Sr./Sr.	Chicago, Ill./St. Patrick
24	Perez, Matt	RB	5-11	228	So./Fr.	Park Ridge, Ill./Maine South
86	Phillips, Paul	TE	6-5	238	So./Fr.	Darnestown, Md./Georgetown Prep
25	Phillis, Ryan	DE	6-3	229	So./Fr.	Boardman, Ohio/Boardman
10	Pines, Adam *	P	6-0	178	Sr./Jr.	Highland Park, Ill./Highland Park
64	Rahrig, Collin	OL	6-2	254	So./Fr.	South Bend, Ind./Marian
99	Rayner, Adarius	DL	6-2	275	Fr./Fr.	Largo, Fla./Largo
90	Reed, Jake	DL	6-4	240	Fr./Fr.	Columbus, Ind./Columbus North
30	Reisman, Nathan	P	6-0	196	Jr./So.	Dallas, Texas/Pearce
98	Replogle, Adam **	DL	6-3	292	Jr./Jr.	Centerville, Ohio/Centerville
46	Replogle, Mike	LB	6-1	225	Fr./Fr.	Centerville, Ohio/Centerville
95	Richardson, Bobby	DL	6-3	275	Fr./Fr.	Tampa, Fla./Plant
5	Roberson, Tre	QB	6-0	180	Fr./Fr.	Indianapolis, Ind./Lawrence Central
20	Roberts, D'Angelo	RB	5-10	180	Fr./Fr.	Bloomington, Ind./Bloomington North
42	Roggeman, Chad	P	6-0	179	Jr./So.	Mishawaka, Ind./Mishawaka
31	Rose, Lee *	LB	6-1	224	Sr./Jr.	Charlotte, N.C./University of Richmond
17	Schell, Teddy **	QB/H	6-5	229	Sr./5th	Barrington, Ill./Barrington
33	Shaw, Zack	LB	6-3	225	Fr./Fr.	Coshocton, Ohio/Coshocton
42	Sherer, Chad **	LB	6-0	221	Sr./Jr.	Cicero, Ind./Hamilton Heights
75	Sliger, Nicholas **	DT	6-3	292	Sr./Jr.	Cicero, Ind./Hamilton Southeastern
36	St. Fort, Peter	CB	6-0	182	Sr./Jr.	Naples, Fla./Golden Gate
14	Stoner, Nick	CB	6-1	170	Fr./Fr.	Greenwood, Ind./Center Grove
59	Svarczkopf, Greg	LB	5-9	217	Sr./Jr.	Fort Wayne, Ind./Bishop Dwenger
73	Taylor, Bernard	DL	6-2	280	Fr./Fr.	Detroit, Mich./Dakota
43	Thomas, Ishmael	LB	6-4	215	So./Fr.	Detroit, Mich./Renaissance
53	Thomas, Jeff *	LB	6-1	244	Sr./5th	Millbrae, Calif./Foothill (Calif.) CC
26	Turner, Nick *	RB	6-0	187	Jr./So.	Indianapolis, Ind./Southport
27	Webb, Alexander	CB	6-0	188	Sr./Jr.	Mequon, Wis./Homestead
18	Whitaker, Xavier	RB	6-2	222	So./Fr.	Brookfield, Wis./Brookfield Central
6	Williams, Brian	CB	6-0	181	So./Fr.	Lawrenceville, Ga./Peachtree Ridge
28	Willis, Darius **	RB	6-0	220	Sr./Jr.	Indianapolis, Ind./Franklin Central
81	Wilson, Duwyce *	WR	6-3	197	Jr./So.	Columbus, Ind./Columbus East
7	Wright-Baker, Edward *	QB	6-1	217	Jr./So.	Jeffersonville, Ind./Jeffersonville
1	Wynn, Shane	WR	5-7	165	Fr./Fr.	Cleveland, Ohio/Glenville
80	Young, Logan	WR	6-3	203	So./Fr.	Muncie, Ind./Delta
40	Zakrzewski, Matt	LB	6-2	230	So./Fr.	Traverse City, Mich./St. Francis
21	Zupancic, Jake	S	5-10	207	So./Fr.	Indianapolis, Ind./Cathedral

* - indicates number of varsity letters earned

PRONUNCIATION GUIDE

Pete Bachman BOCK-mun
 Jamonne Chester juh-MAHN
 Javon Cornley juh-VAHN
 Marc Damisch DAY-mish
 Jarrell Drane Juh-RELL
 Cody Evers EE-vurz
 Mitch Ewald EE-wahld
 Steve Fiacable fee-uh-KAY-bull
 Adam Follett FAH-let
 Josh Hager HAY-gur
 Forisse Hardin for-EES
 Marlandez Harris mahr-LAND-ez
 Greg Heban HEE-bun

Leneil Himes luh-NELL, HIGHMZ
 Chase Hoobler WHO-blur
 Kofi Hughes KOH-fee
 Bill Ivan EYE-vun
 Donnell Jones DAH-nell
 Lenyatta Kiles len-YAH-tuh, KYLEZ
 Will Matte MAT-ee
 Tyler McGuigan mick-GWIIH-guhn
 Jake Michalek mih-HALL-ick
 Justin Pagán puh-GAHN
 Collin Rahrig RARE-rig
 Adarius Rayner uh-DARE-ee-us
 Adam & Mike Replogle ruh-PLOE-gull

Tre Roberson tray
 Chad Roggeman row-GUH-man
 Chad Sherer SHEER
 Nicholas Sliger SLY-gur
 Ishmael Thomas ISH-may-ull
 Xavier Whitaker ek-ZAY-vyur
 Duwyce Wilson duh-WEESS
 Matt Zakrzewski zak-CHES-kee
 Jake Zupancic zuh-PAN-sick

COACHES

Mike Ekeler ECK-ler
 Deland McCullough DEE-land, muh-KUH-luh

2011 NEWS & NOTES

WILSON TO LEAD HOOSIERS

Indiana University Vice President and Director of Intercollegiate Athletics **Fred Glass** introduced **Kevin Wilson** as the new head football coach at Indiana University on Dec. 7, 2010. Glass and Wilson agreed to terms on a seven-year deal that will pay Wilson \$1.2 million per year.

"I am thrilled that Kevin Wilson will lead our football program," Glass said. "He is committed to compliance, academics, character and winning. He has helped lead successful programs at Miami (Ohio), Northwestern and Oklahoma. I believe his leadership, vision, confidence, teaching, commitment, discipline and toughness herald a terrific new era for Indiana football."

"I'm extremely pleased that Kevin Wilson, who has been one of the nation's top assistant coaches for several years, has agreed to come to IU to lead our football program," Indiana University President **Michael A. McRobbie** said. "He has proven to be a great innovator, motivator and teacher, while coaching some of the most prolific offenses in NCAA history and numerous All-American athletes. He clearly has the talent and experience we were hoping to obtain as we embark on what we fully anticipate to be an exciting new era of IU football. I look forward to welcoming him to IU."

One of the most innovative and prolific offensive minds in the country, Wilson spent the 2002-10 seasons at the University of Oklahoma. He served as co-offensive coordinator and offensive line coach from 2002-05 and as offensive coordinator and tight ends and fullbacks coach from 2006-10.

Wilson led some of the most productive offenses in the history of college football to 10 consecutive bowl games, seven of which were BCS appearances, including three national championship games (2003, 2004 and 2008). OU played in seven Big 12 Title games in Wilson's nine years, going 6-1 in those appearances. His offenses were vital to accumulating an overall record of 99-24 (.805) during his time in Norman, including seven 10-win seasons.



Kevin Wilson enjoyed great success at the University of Oklahoma from 2002-10.



Indiana kicks off the season vs. Ball State at Lucas Oil Stadium, home of the Indianapolis Colts and the Big Ten Football Championship Game, on Saturday, Sept. 3.

HOOSIER COACHING STAFF

Kevin Wilson has assembled an experienced and dynamic coaching staff. Including Wilson, the staff has 135 combined years of college coaching experience, an average of 13.5 years per coach. In total, the group has coached in 55 bowl games, including 17 BCS bowl contests and seven national championship games with two national titles. Below is a look at Wilson's 2011 coaching staff:

Doug Mallory - Assistant Head Coach/ Co-Defensive Coordinator/S
Mike Ekeler - Co-Defensive Coordinator/LB
Kevin Johns - Co-Offensive Coordinator/WR
Rod Smith - Co-Offensive Coordinator/QB
Brett Diersen - DE/Recruiting Coordinator
Greg Frey - OL
Mark Hagen - DT/Special Teams Coordinator
Deland McCullough - RB
Brandon Shelby - CB

STRENGTH IN NUMBERS

Indiana increased its strength and conditioning staff from three to five in the offseason and named Mark Hill as its new head football strength and conditioning coach. Hill and the entire football program enjoy a 25,000-square-foot weight room, one of the nation's largest.

Hill owns 11 years of coaching experience and has been a part of six bowl teams, including the 2000 national champion Oklahoma Sooners. Hill arrived in Bloomington after four years as the head strength and conditioning director at the University of Minnesota (2007-10).

Will Peoples and **Aurmon Satchell** joined **Rick Danison** and **Josh Eidson** as assistant coaches in the offseason to round out the staff.

Additionally, **Amy Freel** joined the department as director of performance nutrition. Freel is responsible for developing a comprehensive nutrition program geared toward improving the training, performance and recovery of IU's student-athletes.

SI ON WILSON HIRE

Sports Illustrated's Stewart Mandel graded the Football Bowl Subdivision schools that changed head coaches since the end of the 2010 regular season. Indiana's hiring of **Kevin Wilson** received one of two "A" grades.

Below is what Mandel had to say about Wilson and the Hoosiers:

He brings the experience of having spent the past nine years working for a perennial BCS contender. He has Big Ten and Midwest familiarity from his time at Northwestern and Miami (Ohio). And he's an acclaimed offensive coordinator who will maximize Indiana's underrated skill talent.

IU-BSU IN LUCAS OIL

Indiana's 2011 football season opener against Ball State on Saturday, Sept. 3, will kick at 7 p.m. at Lucas Oil Stadium, the home of the National Football League's Indianapolis Colts. The game was originally scheduled to be played as a Ball State home game.

Known best as the home of the Colts, Lucas Oil Stadium will host the inaugural Big Ten Football Championship Game to be played on Dec. 3, 2011.

Lucas Oil Stadium is a major site for conventions, exhibitions, trade shows and NCAA basketball competition. The unique retractable roof makes it exceptionally flexible for both indoor and outdoor events. The roof can be opened or closed in approximately nine minutes. Lucas Oil Stadium is a seven-level facility that seats 63,000 for football and up to 70,000

2011 NEWS & NOTES

for basketball, conventions and concerts. It covers 1.8 million square feet, features 137 corporate suites, two club lounges, meeting rooms and two exhibit halls.

THE REST OF THE WAY

Head coach **Kevin Wilson** and the Hoosiers kick off their home slate against Virginia at 7 p.m. ET on Sept. 10. Indiana wraps up its non-conference portion of the schedule with a Sept. 17 home meeting against South Carolina State at 3:30 p.m. and a visit to Denton, Texas, to face North Texas on Sept. 24 at 7 p.m. The Virginia and South Carolina State games will air on the Big Ten Network, while ESPN3 will carry the North Texas contest.

In Big Ten play, the Hoosiers will host Penn State (Oct. 1), Illinois (Oct. 8), Northwestern for Homecoming (Oct. 29) and Purdue (Nov. 26); and will travel to Wisconsin (Oct. 15), Iowa (Oct. 22), Ohio State (Nov. 5) and Michigan State (Nov. 19). The Northwestern, Wisconsin and Iowa games will start at noon.

BELCHER BACK IN 2011

Wide receiver **Damarlo Belcher** announced on Jan. 10 that he would not declare for early entry to the 2011 National Football League Draft and returned to the IU football program for his senior season.

Belcher led the Hoosiers with 78 receptions and 832 yards in 2010. His 78 catches rank second on IU's single-season list, one behind **James Hardy's** top mark of 79 set back in 2007, and his 832 yards put him ninth on the single-season chart. Belcher led the Big Ten in receptions and topped the league in catches per game (6.50). He also ranked fourth in the

conference with 69.3 receiving yards per game and added four touchdowns.

The Fort Wayne, Ind., native became the 15th Hoosier to ever reach 100 career receptions and 1,000 career yards last season. He currently sits third on Indiana's career list with 164 catches and sixth with 1,939 yards. Hardy is IU's all-time leader in both categories with 191 receptions and 2,740 yards.

BIG TEN DIVISIONS

This season marks the Big Ten's first season with football divisions and the inaugural Big Ten Football Championship Game. The conference announced that its two six-team divisions will be known as "Legends" and "Leaders." Indiana is a member of the "Leaders" division. A breakdown of the divisions is listed below:

LEGENDS: Iowa, Michigan, Michigan State, Minnesota, Nebraska, Northwestern

LEADERS: Illinois, Indiana, Ohio State, Penn State, Purdue, Wisconsin

Lucas Oil Stadium in Indianapolis was chosen as the site for the inaugural Big Ten Football Championship Game, which will be played in prime time on Saturday, Dec. 3. The facility will also host the title game in 2012, 2013, 2014 and 2015.

BREWER, DOSS DRAFTED

Offensive lineman **James Brewer** and wide receiver **Tandon Doss** were selected in the fourth round of the 2011 NFL Draft on April 30. The New York Giants took Brewer with the 117th overall selec-

tion and the Baltimore Ravens picked Doss with the 123rd choice.

Doss became the second Hoosier ever selected by the Ravens, and Brewer was the 10th taken by the Giants and the first since 1994. Baltimore took fullback Steve Lee in the 1997 sixth round and New York chose wide receiver Thomas Lewis with the 24th pick in the 1994 first round.

2011 SIGNING CLASS

Twenty-three student-athletes will continue their football playing careers at Indiana University. Head coach **Kevin Wilson's** first recruiting class includes the 2010 Indiana Mr. Football award winner in addition to one four-star recruit and 17 three-star recruits in the *Rivals.com* and *Scout.com* rankings.

Seven players in the class reside from Indiana, seven from Ohio, three from Florida and one each from Arizona, Arkansas, Illinois, Kentucky, Louisiana and Michigan. The Hoosiers signed 12 players on defense, 10 on offense and one specialist. Indiana added four defensive linemen, three linebackers, three cornerbacks and two safeties. IU also welcomed four offensive linemen, three wide receivers, two running backs, one quarterback and one long snapper.

"There is good balance on both sides of the ball in this signing class," Wilson said. "We got a good mix of guys up front and skill guys. Our staff did a great job getting in on some guys late in the game. There is great athleticism and potential in this group. We brought in help in the secondary and up front across the board, and we are excited to get to work with these guys."

Below is a list of Indiana's 2011 signees:

2011 INDIANA SIGNING CLASS

No.	Name	Pos.	Ht.	Wt.	Cl./Elg.	Hometown/High School
91	Dooley, Matt	LS	6-4	250	Fr./Fr.	Phoenix, Ariz./Scottsdale Christian Academy
59	Eckert, Peyton	OL	6-6	295	Fr./Fr.	Arlington Heights, Ill./Prospect
62	Evans, Ralston	OL	6-4	280	Fr./Fr.	Indianapolis, Ind./Arlington
3	Hardin, Drew	S	6-0	200	So./Fr.	Louisville, Ky./Ballard
12	Houston, Stephen	RB	6-0	220	Jr./So.	Little Rock, Ark./Independence (Kan.) CC
17	Hunter, Michael	CB	6-1	170	Fr./Fr.	Monroe, La./West Monroe
68	Kaminski, David	OL	6-4	275	Fr./Fr.	Strongsville, Ohio/Strongsville
51	Kennedy, Kyle	LB	6-3	220	Fr./Fr.	Indianapolis, Ind./Cathedral
3	Latimer, Cody	WR	6-3	205	Fr./Fr.	Dayton, Ohio/Jefferson Township
79	Lewis, Gregory	OL	6-5	300	Fr./Fr.	Fort Lauderdale, Fla./Chaminade-Madonna
15	McCants, Jay	WR	6-4	195	Fr./Fr.	Cincinnati, Ohio/Princeton
22	Mullen, Kenny	CB	5-9	170	Fr./Fr.	Fort Wayne, Ind./Bishop Luers
37	Murphy, Mark	S	6-2	205	Fr./Fr.	Akron, Ohio/St. Vincent-St. Mary
99	Rayner, Adarius	DL	6-2	275	Fr./Fr.	Largo, Fla./Largo
90	Reed, Jake	DL	6-4	240	Fr./Fr.	Columbus, Ind./Columbus North
46	Replogle, Mike	LB	6-1	225	Fr./Fr.	Centerville, Ohio/Centerville
95	Richardson, Bobby	DL	6-3	275	Fr./Fr.	Tampa, Fla./Plant
5	Roberson, Tre	QB	6-0	180	Fr./Fr.	Indianapolis, Ind./Lawrence Central
20	Roberts, D'Angelo	RB	5-10	180	Fr./Fr.	Bloomington, Ind./Bloomington North
33	Shaw, Zack	LB	6-3	225	Fr./Fr.	Coshocton, Ohio/Coshocton
14	Stoner, Nick	CB	6-1	170	Fr./Fr.	Greenwood, Ind./Center Grove
73	Taylor, Bernard	DL	6-2	280	Fr./Fr.	Detroit, Mich./Dakota
1	Wynn, Shane	WR	5-7	165	Fr./Fr.	Cleveland, Ohio/Glenville

T W E N T Y - E L E V E N
INDIANA FOOTBALL
 SEASON PREVIEW

2011 OPPONENTS

SEPT. 3 vs. BALL STATE - LUCAS OIL STADIUM

Nickname:..... Cardinals
Location:..... Muncie, Ind.
Enrollment:..... 21,401
Head Coach:..... Pete Lembo
Record at Ball State/Years:..... First Year
Overall Record/Years:..... 79-36/10
2010 Record:..... 4-8
Conference:..... Mid-American
2010 Conference Record/Finish:..... 3-5/4th (West)
Football Contact:..... Joe Hernandez
Hernandez Phone:..... 765-285-8242 (o), 765-730-4614 (c)
Hernandez E-mail:..... jhernand@bsu.edu
Fax:..... 765-285-8929
Web Site:..... www.ballstatesports.com
Series History:..... Indiana leads, 4-1
Last Meeting:..... 9/20/08, L, 42-20 (H)

SEPT. 10 vs. VIRGINIA

Nickname:..... Cavaliers
Location:..... Charlottesville, Va.
Enrollment:..... 20,897
Head Coach:..... Mike London
Record at Virginia/Years:..... 4-8/1
Overall Record/Years:..... 28-13/3
2010 Record:..... 4-8
Conference:..... ACC
2010 Conference Record/Finish:..... 1-7/T-6th (Coastal)
Football Contact:..... Vincent Briedis
Briedis Phone:..... 434-982-5533 (o)
Briedis E-mail:..... briedis@virginia.edu
Fax:..... 434-982-552
Web Site:..... www.virginiainsports.com
Series History:..... Virginia leads, 1-0
Last Meeting:..... 10/10/09, L, 47-7 (A)

SEPT. 17 vs. SOUTH CAROLINA STATE

Nickname:..... Bulldogs
Location:..... Orangeburg, S.C.
Enrollment:..... 4,700
Head Coach:..... Oliver 'Buddy' Pough
Record at South Carolina State/Years:..... 76-29/9
Overall Record/Years:..... Same
2010 Record:..... 9-3
Conference:..... MEAC (FCS)
2010 Conference Record/Finish:..... 7-1/T-1st
Football Contact:..... Kendrick Lewis
Lewis Phone:..... 803-536-8227 (o)
Lewis E-mail:..... KLewis19@scsu.edu
Fax:..... 803-536-8622
Web Site:..... www.SCSU.edu
Series History:..... First Meeting
Last Meeting:..... N/A

SEPT. 24 at NORTH TEXAS

Nickname:..... Mean Green
Location:..... Denton, Texas
Enrollment:..... 36,206
Head Coach:..... Dan McCarney
Record at North Texas/Years:..... First Year
Overall Record/Years:..... 56-85/12
2010 Record:..... 3-9
Conference:..... Sun Belt
2010 Conference Record/Finish:..... 3-5/T-6th
Football Contact:..... Eric Capper
Capper Phone:..... 940-565-2476 (o), 940-367-0727 (c)
Capper E-mail:..... eric.capper@unt.edu
Fax:..... 940-565-3671
Web Site:..... www.meangreensports.com
Series History:..... First Meeting
Last Meeting:..... N/A

OCT. 1 vs. PENN STATE

Nickname:..... Nittany Lions
Location:..... University Park, Pa.
Enrollment:..... 42,034
Head Coach:..... Joe Paterno
Record at Penn State/Years:..... 401-135-3/45
Overall Record/Years:..... Same
2010 Record:..... 7-6
Conference:..... Big Ten
2010 Conference Record/Finish:..... 4-4/T-4th
Football Contact:..... Jeff Nelson
Nelson Phone:..... 814-865-1757 (o), 814-777-1411 (c)
Nelson E-mail:..... jtn4@psu.edu
Fax:..... 814-863-3165
Web Site:..... www.GoPSUsports.com
Series History:..... Penn State leads, 14-0
Last Meeting:..... 11/20/10, L, 41-24 (N)

OCT. 8 vs. ILLINOIS

Nickname:..... Fighting Illini
Location:..... Urbana-Champaign, Ill.
Enrollment:..... 41,900
Head Coach:..... Ron Zook
Record at Illinois/Years:..... 28-45/6
Overall Record/Years:..... 51-59/9
2010 Record:..... 7-6
Conference:..... Big Ten
2010 Conference Record/Finish:..... 4-4/T-4th
Football Contact:..... Kent Brown
Brown Phone:..... 217-333-1391 (o), 217-493-9795 (c)
Brown E-mail:..... kwbrown3@illinois.edu
Fax:..... 217-333-5540
Web Site:..... www.fightingillini.com
Series History:..... Illinois leads, 44-22-2
Last Meeting:..... 10/23/10, L, 43-13 (A)

T W E N T Y - E L E V E N
INDIANA FOOTBALL
 SEASON PREVIEW

2011 OPPONENTS

OCT. 15 at WISCONSIN

Nickname:..... Badgers
Location:..... Madison, Wis.
Enrollment:..... 42,041
Head Coach:..... Bret Bielema
Record at Wisconsin/Years:..... 49-16/5
Overall Record/Years:..... Same
2010 Record:..... 11-2
Conference:..... Big Ten
2010 Conference Record/Finish:..... 7-1/T-1st
Football Contact:..... Brian Lucas
Lucas Phone:..... 608-262-1811 (o), 608-513-3987 (c)
Lucas E-mail:..... bml@athletics.wisc.edu
Fax:..... 608-262-8184
Web Site:..... www.uwbadgers.com
Series History:..... Wisconsin leads, 37-18-2
Last Meeting:..... 11/13/10, L, 83-20 (A)

OCT. 22 at IOWA

Nickname:..... Hawkeyes
Location:..... Iowa City, Iowa
Enrollment:..... 30,825
Head Coach:..... Kirk Ferentz
Record at Iowa/Years:..... 89-60/12
Overall Record/Years:..... 101-81/15
2010 Record:..... 8-5
Conference:..... Big Ten
2010 Conference Record/Finish:..... 4-4/T-4th
Football Contact:..... Steve Roe
Roe Phone:..... 319-335-9411 (o), 319-339-0980 (c)
Roe E-mail:..... steven-roe@uiowa.edu
Fax:..... 319-335-9417
Web Site:..... www.hawkeyesports.com
Series History:..... Iowa leads 41-27-4
Last Meeting:..... 11/6/10, L, 18-13 (H)

OCT. 29 vs. NORTHWESTERN

Nickname:..... Wildcats
Location:..... Evanston, Ill.
Enrollment:..... 8,367
Head Coach:..... Pat Fitzgerald
Record at Northwestern/Years:..... 34-29/5
Overall Record/Years:..... Same
2010 Record:..... 7-6
Conference:..... Big Ten
2010 Conference Record/Finish:..... 3-5/T-7th
Football Contact:..... Mike Wolf
Wolf Phone:..... 847-467-2028 (o), 847-833-3095 (c)
Wolf E-mail:..... mwolf@northwestern.edu
Fax:..... 847-491-8818
Web Site:..... www.NUsports.com
Series History:..... Northwestern leads, 44-34-1
Last Meeting:..... 10/30/10, W, 20-17 (H)

NOV. 5 at OHIO STATE

Nickname:..... Buckeyes
Location:..... Columbus, Ohio
Enrollment:..... 55,014
Head Coach:..... Luke Fickell
Record at Ohio State/Years:..... First Year
Overall Record/Years:..... First Year
2010 Record:..... 12-1
Conference:..... Big Ten
2010 Conference Record/Finish:..... 7-1/T-1st
Football Contact:..... Jerry Emig
Emig Phone:..... 614-688-0343 (o), 614-203-2766 (c)
Emig E-mail:..... emig.2@osu.edu
Fax:..... 614-292-8547
Web Site:..... www.ohiostatebuckeyes.com
Series History:..... Ohio State leads, 67-12-5
Last Meeting:..... 10/9/10, L, 38-10 (A)

NOV. 19 at MICHIGAN STATE

Nickname:..... Spartans
Location:..... East Lansing, Mich.
Enrollment:..... 47,131
Head Coach:..... Mark Dantonio
Record at Michigan State/Years:..... 33-19/4
Overall Record/Years:..... 51-36/7
2010 Record:..... 11-2
Conference:..... Big Ten
2010 Conference Record/Finish:..... 7-1/T-2nd
Football Contact:..... John Lewandowski
Lewandowski Phone:..... 517-355-2271 (o), 517-243-2354 (c)
Lewandowski E-mail:..... lewski@ath.msu.edu
Fax:..... 517-353-9636
Web Site:..... www.msuspartans.com
Series History:..... Michigan State leads, 40-15-2
Last Meeting:..... 9/27/08, L, 42-29 (H)

NOV. 26 vs. PURDUE

Nickname:..... Boilermakers
Location:..... West Lafayette, Ind.
Enrollment:..... 39,726
Head Coach:..... Danny Hope
Record at Purdue/Years:..... 9-15/2
Overall Record/Years:..... 44-37/7
2010 Record:..... 4-8
Conference:..... Big Ten
2010 Conference Record/Finish:..... 2-6/T-9th
Football Contact:..... Matt Rector
Rector Phone:..... 765-494-3196 (o), 765-237-1330 (c)
Rector E-mail:..... rector@purdue.edu
Fax:..... 765-494-5447
Web Site:..... www.purduesports.com
Series History:..... Purdue leads, 70-37-6
Last Meeting:..... 11/27/10, W, 34-31 - ot (A)

T W E N T Y - E L E V E N
INDIANA FOOTBALL
 MEET THE HOOSIERS



**CHRIS
 ADKINS**

29

S • 6-1, 183 • Sr.-5th
 Indianapolis, Ind.
 Warren Central

2010 (JUNIOR): Suffered an ankle injury during preseason camp and missed the first nine weeks of the season ... made seven tackles, five solo, in his first action of the year at No. 6 Wisconsin ... earned a start the following week vs. Penn State.

2009 (SOPHOMORE): Started the season opener vs. Eastern Kentucky and played in six games before suffering a season-ending elbow injury ... opened the year at cornerback before moving to safety ... collected 14 tackles, 11 solo, and one tackle for loss on the year and added first career interception vs. No. 9 Ohio State ... posted six tackles, five solo, in win over Western Michigan ... named IU special teams player of the week following the Akron game.

2008 (FRESHMAN): Started all 12 games at cornerback ... finished fifth on the team with 54 tackles, 39 solo, and added two tackles for loss, four pass breakups, one forced fumble and one fumble recovery ... posted a career-high 10 tackles, seven solo, at No. 7 Penn State ... collected a career-best eight solo stops, nine total, with one tackle for loss against Iowa ... recorded seven tackles with a TFL vs. Michigan State ... forced a fumble returned for a score and broke up a pass against Ball State ... recovered a fumble and added a pass breakup in win over No. 22 (BCS) Northwestern ... made his collegiate debut against Western Kentucky ... Academic All-Big Ten selection.

2007: Redshirted the 2007 season ... two-time scout team player of the week (Indiana State and Minnesota).

PREP/PERSONAL: Cornerback for head coach Steve Tutsie at Warren Central High School ... high school teammate of Hoosier offensive lineman Andrew McDonald ... Warren Central became the first team in Indiana history to claim four consecutive state titles ... rated the 13th-best prospect in the state of Indiana by *Rivals.com* ... all-conference selection and honorable mention all-state as a senior ... earned three letters in football ... also a track state champion and all-state selection ... parents are Chris and Felicia Adkins ... born on Sept. 27, 1988, Christian Steve Adkins II is an African American and African Diaspora Studies major.

CAREER STATS

Year	UA	A	Tot	TFL	Sacks	FF	FR	Int	PD
2008	39	15	54	2.0-6	0-0	1	1	0-0	4
2009	11	3	14	1.0-1	0-0	0	0	1-9	1
2010	5	2	7	1.0-1	0-0	0	0	0-0	0
Totals	55	20	75	4.0-8	0-0	1	1	1-9	5



**PETE
 BACHMAN**

57

OL • 6-5, 258 • Fr.-R
 Cincinnati, Ohio
 Elder

Moved from defensive end to offensive line during 2011 spring practice.

2010: Redshirted the 2010 season ... named scout team player of the week following the Ohio State game.

PREP/PERSONAL: Defensive end and left tackle for head coach Doug Ramsey at Elder High School ... high school teammate of Hoosier wide receiver Tim O'Conner ... Bachman and O'Conner have been teammates since kindergarten ... selected to the 2010 Big 33 Ohio vs. Pennsylvania All-Star Game ... senior season cut short due to a broken leg ... started first five games of the season at left tackle before the injury ... played defensive end before moving to left tackle in 2009 ... Elder advanced to the 2008 Division I state championship game ... two-year football and basketball letterwinner ... member of the national honor society ... received the U.S. Marine Corps Award for honor, courage and commitment in September 2009 ... parents are Mike and Joy Bachman ... Mike played football one season at the Air Force Academy ... Joy played basketball at the University of Cincinnati and is a member of the school's Athletics Hall of Fame ... born on Sept. 24, 1991, Peter Louis Bachman is a business major.



**ANTONIO
 BANKS**

27

RB • 5-10, 207 • So.
 Middletown, Ohio
 Middletown

2010 (FRESHMAN): One of two true freshmen to play in 2010 along with wide receiver Kofi Hughes ... played in the first 10 games of the season before missing the final two games with an ACL injury ... rushed for 90 yards on 26 carries with one touchdown ... also caught two passes for 13 yards and made five tackles on special teams ... collected 18 yards, with a long of 15, on eight attempts with first career TD at No. 2 Ohio State ... posted 34 yards on six carries at Illinois ... rushed four times for 18 yards in win at Western Kentucky ... two-time IU special teams player of the week ... enrolled at IU in January and participated in spring practice.

PREP/PERSONAL: Running back for head coach Jason Krause at Middletown High School ... closed career with 2,948 yards on 508 carries (5.8 average) with 507 receiving yards and 41 total touchdowns ... second team all-district as a senior and four-year all-conference selection ... carried the ball 167 times for 1,023 yards (6.1 average) with

17 touchdowns ... rushed for 966 yards with 12 touchdowns and hauled in 450 receiving yards and six scores as a junior ... earned first team all-conference, honorable mention all-state, *Middletown Journal* first team and first team All-Cincinnati accolades ... ranked the sixth-best running back in Ohio by *OhioVarsity.com* ... four-year football and three-year track letterwinner ... three-year honor roll student ... parents are Rhonda Hamilton and Anthony Banks ... born on July 6, 1991, Antonio Banks is a general studies major.

CAREER STATS

Year	Att	Yards	TD	Lg	Avg/C	Avg/G
2010	26	90	1	15	3.5	9.0
Totals	26	90	1	15	3.5	9.0



**LAWRENCE
 BARNETT**

23

CB • 5-10, 188 • So.-R
 Fort Wayne, Ind.
 Bishop Luers

Moved from safety to cornerback during 2011 spring practice.

2010 (FRESHMAN): Moved from cornerback to safety during preseason camp ... played in nine games at safety and on special teams ... made five tackles with one tackle for loss.

2009: Redshirted the 2009 season ... named scout team player of the week following the Michigan game.

PREP/PERSONAL: Cornerback and wide receiver for head coach Matt Lindsay at Bishop Luers High School ... broke his left ankle in Bishop's 2008 season opener and missed the remainder of the year ... earned all-state and all-conference recognition as a junior ... Bishop Luers won 2007 Class 2A state football championship ... had a 28-yard touchdown interception return in the fourth quarter to secure the title ... also played on 2008 and 2009 basketball championship teams ... played point guard and scored 18 points with eight assists in the 2008 title game and 12 points with five rebounds and five steals in the 2009 championship ... rated the 19th-best prospect in the state by *Rivals.com* ... named Bishop Luers special teams player of the year as a junior and sophomore ... three-year football and four-year basketball letterwinner ... honor roll student ... parents are John and Eugenia Barnett ... born on Sept. 6, 1990, Lawrence Eugene Barnett is a sport communication-broadcast major.

CAREER STATS

Year	UA	A	Tot	TFL	Sacks	FF	FR	Int	PD
2010	3	2	5	1.0-1	0-0	0	0	0	0
Totals	3	2	5	1.0-1	0-0	0	0	0	0

T W E N T Y - E L E V E N
INDIANA FOOTBALL
 MEET THE HOOSIERS



**LEON
 BECKUM**

48

LB • 5-11, 215 • Sr.-5th
 Bloomington, Ind.
 Bloomington North

2010 (JUNIOR): Has played all three linebacker spots in career ... started the first three games of 2010 in the middle and the final eight on the weak side ... played in all 12 games and made 69 tackles, 41 solo, with three sacks (20 yards), nine tackles for loss (29 yards), two quarterback hurries and one pass breakup ... led the team in TFLs, finished second in sacks and tied for third in tackles ... racked up a career-high nine tackles with one sack and a career-best three tackles for loss at No. 2 Ohio State ... made nine stops with one sack in win vs. Akron ... added eight tackles and two TFLs vs. Penn State and seven stops, five solo, in win over Arkansas State ... had six tackles against both Northwestern and Purdue (one TFL) ... collected five tackles apiece in the win at Western Kentucky, vs. Iowa (one QBH) and at No. 6 Wisconsin (one TFL and one QBH) ... delivered a sack at Illinois ... voted Arkansas State game captain ... Academic All-Big Ten selection.

2009 (SOPHOMORE): Played in eight games on special teams and as a back-up linebacker ... finished the year with five tackles, four solo ... named IU special teams player of the week following the Eastern Kentucky game ... Academic All-Big Ten selection.

2008 (FRESHMAN): Appeared in each of the team's final six games on special teams and recorded two tackles ... named scout team player of the week following the Central Michigan game and IU special teams player of the week twice ... Academic All-Big Ten selection.

2007: Redshirted the 2007 season ... named scout team player of the week following the Michigan State game.

PREP/PERSONAL: Played for head coach Scott Bless at Bloomington North High School ... Indiana Football Coaches Association (IFCA) 4A All-State, *Bloomington Herald-Times* Big State honorable mention and IFCA Academic All-State selection as a senior ... named all-conference and team MVP as a junior and senior ... parents are Dan Beckum and Deloris Washington ... born on Feb. 22, 1989, Leon Beckum is a fitness specialist major.

CAREER STATS

Year	UA	A	Tot	TFL	Sacks	FF	FR	Int	PD
2008	1	1	2	0-0	0-0	0	0	0	0
2009	4	1	5	0-0	0-0	0	0	0	0
2010	41	28	69	9.0-29	3.0-20	0	0	0	1
Totals	46	30	76	9.0-29	3.0-20	0	0	0	1



**DAMARLO
 BELCHER**

88

WR • 6-5, 214 • Sr.
 Fort Wayne, Ind.
 North Side

Enters 2011 third on Indiana's career list with 164 catches and sixth with 1,939 yards.

2010 HONORS: Received honorable mention All-Big Ten from the league's coaches and media ... a second team All-Big Ten selection by *Phil Steele's* magazine.

2010 (JUNIOR): Became the 15th Hoosier to ever reach 100 career receptions and 1,000 career yards ... started all 12 games and led the Hoosiers with 78 receptions and 832 yards ... 78 catches rank second on the school's single-season list and 832 yards are ninth ... led the Big Ten in receptions (tied for 22nd nationally) and topped the league (17th nationally) in catches per game (6.50) ... ranked fourth in the league with 69.3 receiving yards per game and added four touchdowns ... posted two 100-yard, four 90-yard and six 80-yard games ... reached double-digits in receptions three times ... led the team in catches six times and in yards five times ... made seven grabs for 20-plus yards, including 65- and 41-yard touchdowns ... recorded 299 yards after the catch (35.9 percent of total yards) ... caught 23 balls on third down with 21 conversions and one touchdown ... made 10 grabs for a career-high 135 yards with one touchdown in win at Western Kentucky ... added second career 100-yard game with 121 yards on six receptions, with a career-long 65-yard score, in victory over Arkansas State ... had 10 catches for 91 yards and a TD vs. No. 19 Michigan and pulled in seven balls for 92 yards and a 41-yard touchdown in season-opening win over Towson ... collected a career-high 11 receptions for 87 yards against Northwestern ... wrapped up the year with eight catches for 83 yards in Old Oaken Bucket victory at Purdue ... voted Wisconsin game captain ... earned the Hoosier Big Play Maker Award on offense along with Tandon Doss.

2009 (SOPHOMORE): Appeared in all 12 games with four starts ... shared the team lead with five receiving touchdowns and finished second with 61 catches, 770 yards, a 12.6 average per catch and 64.2 yards per game ... closed the year tied for fourth on IU's single-season receptions list and 13th on the single-season yardage list ... ranked fifth in the Big Ten with 5.08 grabs per game and sixth in yards per game ... in league games only, finished fourth with 5.25 catches per game and 71.1 yards per game ... caught nine passes for 20-plus yards, including four touchdowns, and three for 30-or-more yards ... led the team in yardage three times and in catches twice ... reached 90 yards three

times, 80 yards five times and 60 yards in each of the final six games ... pulled in nine receptions to go along with 95 yards and a 26-yard score at No. 19 Penn State ... opened the year with 97 yards on six catches, including a 33-yard touchdown, in win over Towson ... hauled in six balls for 91 yards with a 29-yard TD in victory over Illinois ... caught six passes for 89 yards and a score at No. 7 Iowa and made five receptions for 83 yards vs. No. 24 Wisconsin ... grabbed a 28-yard TD vs. Purdue.

2008 (FRESHMAN): One of three true freshmen to play for the Hoosiers in 2008 ... made two starts and played in all 12 games ... fourth on the team with 25 receptions, third with 337 yards, tied for second with two touchdowns, and third with 13.5 yards per catch and 28.1 yards per game ... 337 yards and 25 grabs rank third in IU history among true freshmen ... first career reception came on a 5-yard TD vs. Western Kentucky in season-opening victory ... made six catches for 82 yards and a touchdown in the Hoosiers' win over No. 22 (BCS) Northwestern ... posted four catches for 73 yards against Michigan State ... collected 58 yards, including a 47-yarder, at Minnesota.

PREP/PERSONAL: Wide receiver for head coach Casey Kolkman at North Side High School ... set the North Side single-season record with 688 receiving yards as a senior in 2006, the only season he played football ... earned second team Summit Athletic Conference (SAC) honors ... two-year basketball letterwinner ... collected first team SAC and all-area basketball honors in 2007 ... also claimed team rebounding award ... mother is Andella Starks ... born on Oct. 8, 1988, Damarlo D. Belcher is a recreational sport management major.

CAREER STATS

Year	Rec	Yds	TD	LG	Rec/G	Avg/C	Avg/G
2008	25	337	2	47	2.1	13.5	28.1
2009	61	770	5	45	5.1	12.6	64.2
2010	78	832	4	65	6.5	10.7	69.3
Totals	164	1939	11	65	4.6	11.8	53.9



**LARRY
 BLACK, JR.**

97

DT • 6-2, 311 • Jr.-R
 Cincinnati, Ohio
 Wyoming

2010 (SOPHOMORE): Played in all 12 games with four starts ... made 15 tackles with one sack, 2.5 tackles for loss and three quarterback hurries ... also blocked a field goal at No. 2 Ohio State ... opened season with two QB hurries and a half-TFL in win over Towson ... made three stops in victory vs. Arkansas State and recorded sack against No. 15 Iowa ... collected two tackles and a half-tackle for loss in win at Western Kentucky and at Illinois.

T W E N T Y - E L E V E N
INDIANA FOOTBALL
 MEET THE HOOSIERS

2009 HONORS: Earned a spot on the *Sporting News* freshman All-America and All-Big Ten teams ... *CollegeFootballNews.com* Freshman All-America honorable mention selection.

2009 (FRESHMAN): Started all 12 of the team's games ... finished fourth on the team with 7.5 tackles for loss (27 yards), which ranked second among freshmen defensive tackles and shared third among all freshmen in the Big Ten ... closed out the season with 29 tackles, 14 solo, 1.5 sacks (12 yards), one fumble recovery, two quarterback hurries and one pass breakup ... posted one sack and two TFLs in first collegiate game vs. Eastern Kentucky ... made four tackles with 1.5 tackles for loss at No. 23 Michigan ... collected four stops with one TFL vs. No. 9 Ohio State ... added one tackle for loss and two quarterback hurries at No. 7 Iowa ... recorded a half-sack, one fumble recovery and two tackles in victory over Illinois ... garnered a career-high six tackles at No. 19 Penn State.

2008: Redshirted the 2008 season ... named scout team player of the week following the Wisconsin game.

PREP/PERSONAL: Defensive tackle for head coach Bernie Barre at Wyoming High School ... all-state, all-city and first team all-league selection ... selected to play in the North-South Ohio All-Star Game and collected Anthony Munoz Lineman of the Year honor ... team captain and MVP recorded 73 tackles in 2007 ... *Prep Star* All-Midwest Region selection ... four-year letterwinner and honors student ... parents are Larry, Sr., and Tampala Black ... born on Dec. 1, 1989, Larry Black, Jr., is a recreational sport management major.

CAREER STATS

Year	UA	A	Tot	TFL	Sacks	FF	FR	Int	PD
2009	14	15	29	7.5-27	1.5-12	0	1	0	1
2010	3	12	15	2.5-5	1.0-3	0	0	0	0
Totals	17	27	44	10.0-32	2.5-15	0	1	0	1



DAVID BLACKWELL

25

RB • 6-0, 209 • So.-R
 Bloomington, Ind.
 Bloomington South

2010 (FRESHMAN): Did not see any game action in 2010 ... named scout team player of the week following the Illinois game ... Academic All-Big Ten selection.

2009: Redshirted the 2009 season ... named special teams scout team player of the year ... four-time scout team player of the week (Eastern Kentucky, Western Michigan, Northwestern and Wisconsin).

PREP/PERSONAL: Played for head coach Drew Wood at Bloomington South High School ... two-time all-conference selection and a member of two Conference Indiana championship teams ... rushed for 1,200 yards as a senior en route to team MVP honors ... also an honors student ... three-year football and basketball letterwinner ... 2008-09 basketball team won the Class 4A state title and posted a 26-0 perfect season ... team finished with a No. 3 national ranking by *USA Today* ... parents are Ken Blackwell and Linda Sutton ... born on May 30, 1990, David Michael Blackwell is a sport communication-broadcast major.



TED BOLSER

83

TE • 6-6, 240 • So.-R
 Cincinnati, Ohio
 Indian Hill

2010 HONORS: Received honorable mention All-Big Ten from the league's media ... named to *Rivals.com* and Football Writers Association of America Freshman All-America teams ... recognized on *CollegeFootballNews.com* All-Freshman team ... selected to *ESPN.com* and *Rivals.com* All-Freshman teams ... a first team All-Freshman honoree by *Phil Steele's* magazine.


2010 (FRESHMAN): Appeared in all 12 games with seven starts ... caught 27 passes for 407 yards with five touchdowns and an average of 15.1 yards per catch ... ranked second on the team in TDs and yards per reception ... set an IU tight end record, ranked first nationally among freshman tight ends and tied for seventh nationally among all tight ends in scores ... posted Hoosier freshman tight end records in catches and yards ... finished with the sixth-most yards all-time for a single season among Indiana tight ends ... collected the most yards for an IU tight end since 1991 (Rod Coleman) and the most receptions since 1992 (Ross Hales) ... second all-time among all Indiana freshman pass-catchers in TDs, sixth in yardage and tied for seventh in catches ... lone freshman on the 22-player John Mackey Award Midseason Watch List ... reached 50 yards four times and made six grabs over 20 yards ... targeted 38 times and caught 27 balls, 21 for first downs, to go along with his five touchdowns ... collected four receptions for 68 yards, including a 12-yard score on first career touch vs. Towson ... pulled in an 11-yard TD in win at Western Kentucky and a pair of touchdowns in victory over Akron ... became first Indiana freshman since James Hardy (2005) to score in each of his first three games ... made seven grabs for a season-high 77 yards and a season-long 22-yard TD at Illinois ... had four receptions for 58 yards vs. Northwestern and four catches for 54 yards in Old Oaken Bucket victory at Purdue.

2009: Redshirted the 2009 season ... named scout team player of the week following the Ohio State game.

PREP/PERSONAL: Tight end for head coach Kevin Siple at Indian Hill High School ... finished senior season with 63 receptions for 845 yards and 11 scores ... selected first team Southwest District All-City, *Cincinnati Enquirer* All-Star, Southwest Ohio Football Coaches Association All-City, Cincinnati Hill League and All-Ohio ... named offensive MVP and played in the 2009 East-West All-Star Game ... team won the Cincinnati Hill League title and did not lose a conference game in each of his three seasons ... ranked the third-best tight end in the state and tight end with the best hands by *OhioVarsity.com* ... *ESPN.com* rated him as the 34th-best tight end nationally ... rated the 41st-best tight end nationally by *Rivals.com* ... caught 68 passes for 1,038 yards and eight TDs as a junior and 38 receptions for 580 yards as a sophomore ... three-year football, basketball and lacrosse letterwinner ... recorded the most rebounds and steals in Cincinnati as a sophomore and elected captain of lacrosse team as a senior ... honor roll student ... parents are Tom and Toni Bolser ... born on Oct. 22, 1990, Theodore Richard Bolser is a SPEA management major.

CAREER STATS

Year	Rec	Yds	TD	LG	Rec/G	Avg/C	Avg/G
2010	27	407	5	28	2.2	15.1	33.9
Totals	27	407	5	28	2.2	15.1	33.9



KEVIN BUSH

34

DE • 6-3, 253 • Jr.-R
 Fort Wayne, Ind.
 University of Toledo

2010 (SOPHOMORE): Spent three-and-a-half years in the United States Armed Forces (2006-09) ... played in all 12 games at defensive end and on special teams ... recorded 11 tackles with two quarterback hurries and a half-tackle for loss ... blocked a punt in collegiate debut, which led to a touchdown, in season-opening win vs. Towson ... collected both QB hurries in victory over Arkansas State ... had a career-high four tackles with a half-TFL vs. Penn State ... named IU special teams player of the week following the Towson game.

2009: Sat out the 2009 season due to NCAA transfer rules ... shared defensive scout team player of the year honors ... five-time scout team player of the week (Ohio State, Virginia, Northwestern, Wisconsin and Penn State).

2004 (FRESHMAN): Did not see any game action in 2004 at the University of Toledo.

T W E N T Y - E L E V E N
INDIANA FOOTBALL
 MEET THE HOOSIERS

PREP/PERSONAL: Played quarterback and wide receiver for head coaches Chad Zolman and Drew Wood at Homestead High School ... an all-state selection as a senior ... three-year football and basketball letterwinner ... parents are John and Mary Ann Bush ... born on May 4, 1985, Kevin Andrew Bush is a general studies major.

CAREER STATS

Year	UA	A	Tot	TFL	Sacks	FF	FR	Int	PD
2010	5	6	11	0.5-1	0-0	0	0	0	0
Totals	5	6	11	0.5-1	0-0	0	0	0	0



**DIMITRIUS
 CARR-WATSON**

45

LB • 6-1, 229 • So.-R
 Calumet City, Ill.
 Mount Carmel

2010 (FRESHMAN): Saw action against Towson, Michigan, Ohio State and Purdue ... made three tackles with one pass breakup in collegiate debut against Towson.

2009: Redshirted the 2009 season ... named scout team player of the week following the Eastern Kentucky game.

PREP/PERSONAL: Linebacker for head coach Frank Lenti at Mount Carmel High School ... finished senior year with 65 tackles, nine sacks, one interception return for a score and one blocked punt ... team captain earned All-Catholic League first team and all-state honors ... rated the 23rd-best prospect in the state of Illinois by *Rivals.com* ... posted 50 solo tackles with four sacks, three interceptions, five passes broken up, one fumble recovery and two blocked punts at strong safety as a junior ... also played basketball as a freshman and sophomore and ran track ... two-year All-Catholic League sprinter ... honor roll student named student of the month in February 2008 ... parents are Cleveland Carr and Deborah Watson ... born on July 31, 1991, Dimitrius J. Carr-Watson is a general studies major.



**MIKE
 CARTER**

55

DL • 6-1, 225 • So.-R
 Jeffersonville, Ind.
 Jeffersonville

2010 (FRESHMAN): Did not see any game action in 2010 ... named scout team player of the week following the Iowa game.

2009: Redshirted the 2009 season.

PREP/PERSONAL: Played for head coach Steve Cooley at Jeffersonville High School ... high school teammate of Hoosier quarterback Edward Wright-Baker ... earned all-area honors as a junior and senior ... two-year honor roll student graduated with honors ... three-year football and one-year wrestling and track letterwinner... mother is Barbara Carter ... born on January 8, 1992, Kenneth Michael Carter is a biology major.



**TONY
 CARTER**


78

DL • 6-1, 285 • Sr.-5th
 Indianapolis, Ind.
 North Central

2010 (JUNIOR): Suffered a knee injury in pre-season camp and did not see any game action in 2010.

2009 (SOPHOMORE): Did not see any game action in 2009 after joining the team as a walk-on.

PREP/PERSONAL: Played for head coach Mark Haste at North Central High School ... mother is Barbara Allen ... born on Jan. 10, 1988, Anthony J. Carter is a general studies major.



**CHARLIE
 CHAPMAN**

74

OT • 6-6, 291 • So.-R
 South Rockwood, Mich.
 Airport

2010 (FRESHMAN): Made collegiate debut and lone appearance in season-opening win against Towson ... named scout team player of the week following the Northwestern game.

2009: Redshirted the 2009 season ... named scout team player of the week following the Michigan game.

PREP/PERSONAL: Offensive tackle for head coach Eric Redmond at Airport High School ... played in 2009 Michigan All-Star Football Game ... team captain selected first team *Detroit Free Press* All-State and All-Metro West and first team *Detroit News* All-State and All-Metro West as a senior ... *Detroit Free Press* Top 25 Player (No. 14) ... unanimous first team All-Huron League and first team Monroe County All-Region honoree ... 2008 Huron League Scholar-Athlete and an elite all-star in the Michigan vs. Ohio Game ... also saw time at defensive tackle ... rated the 17th-best prospect in the state of Michigan by *Rivals.com* ... three-year football and one-year basketball letterwinner ... honor roll student graduated with Magna Cum Laude honors ... parents are Lee and Marianne Chapman ... born on Dec. 4, 1990, Charles Lee Chapman is an exercise science major.



**JAMONNE
 CHESTER**

84

WR • 6-1, 206 • So.-R
 Detroit, Mich.
 Redford Covenant

2010 (FRESHMAN): Played in eight games and finished year with two receptions for 13 yards ... recorded both catches in collegiate debut and season-opening win against Towson.

2009: Redshirted the 2009 season ... named scout team player of the week following the Virginia game.

PREP/PERSONAL: Wide receiver for head coach Darren Blockett at Redford Covenant High School ... rated the 28th-best prospect in the state of Michigan by *Rivals.com* ... hauled in 11 receptions for 389 yards and five scores in the first three games of senior season ... moved to quarterback the remainder of the year and threw for 940 yards with eight scores ... honorable mention all-state in addition to all-league and all-area ... also played safety and picked off four passes and returned one for a TD ... finished 2008 with 21 total touchdowns ... named team most valuable player and the Class D MVP ... caught 32 passes for 700 yards and 13 touchdowns as a junior ... finished 2006 with 27 receptions for 527 yards and 10 scores to go along with seven passing strikes ... added 30 tackles and three interceptions ... two-sport athlete also lettered in basketball ... mother is Lamonne Chester ... born on Feb. 2, 1991, Jamonne J. Chester is a telecommunications major.



**JAVON
 CORNLEY**

94

DE • 6-5, 242 • So.-R
 Columbus, Ohio
 Northland

2010 (FRESHMAN): Appeared in 11 games at defensive end and on special teams ... made collegiate debut in season-opening win over Towson and recorded one tackle at Western Kentucky ... named IU special teams player of the week following the Western Kentucky game.

2009: Redshirted the 2009 season ... three-time scout team player of the week (Western Michigan, Akron and Penn State).

PREP/PERSONAL: Defensive end for head coach Kevin Tooson at Northland High School ... closed out senior season with 35 tackles, six sacks and seven tackles for loss ... earned first team all-city and all-district honors ... saw time at tight end as well ... posted 45 tackles and nine sacks en route to second team all-city accolades in 2007 ...

T W E N T Y - E L E V E N
INDIANA FOOTBALL
 MEET THE HOOSIERS

also a four-year starter at power forward on the basketball team and a two-year track and field standout (high jump and sprints) ... named Northland's Student of the Year ... parents are Hank Cornley and Dorci Smith ... Hank played basketball at Illinois State University and was drafted in the fourth round of the 1984 NBA Draft by the New Jersey Nets ... brother, Jamelle, played forward at Penn State University (2006-09) ... brother, Lamar, played football at Tennessee State University ... born on June 12, 1991, Javon T. Cornley is a sport communication-broadcast major.



**CONNOR
 CREEVEY**

19

WR • 6-2, 204 • Jr.-R
 South Bend, Ind.
 Marian

2010 (SOPHOMORE): Moved from quarterback to wide receiver during preseason camp ... saw action in season-opening win over Towson ... Academic All-Big Ten selection.

2009 (FRESHMAN): Did not see any game action in 2009 ... named scout team player of the week following the Penn State game.

2008: Redshirted the 2008 season ... named scout team player of the week following the Northwestern game.

PREP/PERSONAL: Quarterback for head coach Reggie Glon at Marian High School ... rushed for over 1,500 yards with 12 touchdowns and passed for over 800 yards with eight TDs in 15 starts ... ran Marian's triple-option offense ... earned first team all-state, all-conference, all-area, all-metro and all-region honors his senior season ... honorable mention all-state as a junior ... three-year football, basketball and track letterwinner ... parents are Thomas and Susan Creevey ... Thomas played on Notre Dame's 1973 national championship team under head coach Ara Parseghian ... his grandfather played at Notre Dame under head coach Frank Leahy ... born on Oct. 4, 1989, Connor John Creevey is a SPEA management major.



**GRIFFEN
 DAHLSTROM**

49

LB • 6-3, 221 • So.-R
 Coatesville, Ind.
 North Putnam

2010 (FRESHMAN): Appeared in all 12 games, primarily on special teams ... collected six tackles overall and made collegiate debut in season-opening win against Towson ... three-time IU special teams player of the week and a member of the

team's One-Play Warrior Club (special teams players of the year) ... Academic All-Big Ten selection.

2009: Redshirted the 2009 season ... named scout team player of the week following the Virginia game.

PREP/PERSONAL: Athlete for head coach Greg Barrett at North Putnam High School ... played fullback, quarterback and linebacker and served as the team's place-kicker and punter ... named Indiana Football Coaches Association Top 50 All-State, *Gridiron Digest* Top 25 and Indiana AP Class 2A All-State ... four-time all-county, three-year all-state, all-conference and All-Wabash Valley, two-time *Journal Review and Banner Graphic* All-Area Player of the Year ... rushed for 1,556 yards and 14 touchdowns on 180 carries as a senior ... also caught 17 passes for 226 yards ... team posted three undefeated regular seasons in his career and won two sectional and regional championships ... four-year football, basketball and baseball letterwinner ... three-year track letterwinner ... 4.0 student earned an academic scholarship offer from Harvard before deciding to join the Hoosiers ... parents are Ross and Krista Dahlstrom ... Ross played football at Valparaiso University ... brother, Brayden, just completed his football career as a wide receiver at DePauw University and brother, Trent, played defensive back and was a pitcher on the baseball team at Franklin College ... born on June 8, 1990, Griffen Spencer Dahlstrom is a business management major.



**MARC
 DAMISCH**

65

OL • 6-7, 307 • Jr.-R
 Arlington Heights, Ill.
 Buffalo Grove

2010 (SOPHOMORE): Played in 11 games with six starts ... saw time at both guard positions and right tackle ... started five times at right guard and once at right tackle ... front five shared 15th nationally surrendering 1.0 sack per game ... offensive line allowed one sack per 42.8 pass attempts, which led the Big Ten ... Damisch allowed just 2.5 sacks on the year ... IU led the league and ranked 14th nationally with 287.2 passing yards per game ... Hoosiers threw for a school-record 480 yards vs. No. 19 Michigan ... team surpassed 350 passing yards three times and 300 passing yards on six occasions.

2009 (FRESHMAN): Made first career start in season-opening win vs. Eastern Kentucky and appeared in nine games overall at both guard positions ... offensive line allowed just 16 sacks on the season, a total that ranked second in the Big Ten and shared 28th nationally ... the front five surrendered one sack per 27.5 pass attempts, which ranked second in the Big Ten ... ended year fourth in Big Ten and 35th nationally with 247.9 passing

yards per game ... team rushed for over 180 yards on four occasions, including 197 yards at No. 23 Michigan and 196 yards vs. Purdue ... 197 yards was IU's second-highest rushing total in 60 all-time games vs. Michigan.

2008: Redshirted the 2008 season ... named scout team player of the week following the Northwestern game.

PREP/PERSONAL: Offensive tackle for head coach Rich Roberts at Buffalo Grove High School ... collected all-state, all-area and all-conference honors his senior season ... also named team most valuable player in 2007 ... an academic all-conference selection ... ranked the No. 82 offensive tackle in the nation by *ESPN.com* and the 38th-best prospect in the state of Illinois by *Scout.com* ... *Prep Star* All-Midwest Region selection ... earned two varsity letters in football, one in track and one in baseball ... parents are Janet and the late Craig Damisch ... born on Nov. 4, 1989, Marc James Damisch is a tourism management major.



**MAX
 DEDMOND**

41

TE • 6-5, 242 • Sr.-5th
 Evansville, Ind.
 Evansville Central

2010 (JUNIOR): Versatile tight end also played fullback ... talented pass-catcher, run blocker and pocket protector ... also a contributor on special teams ... played in eight games with four starts ... missed four games due to a knee injury ... finished season with five catches for 37 yards and two touchdowns ... pulled in a 16-yard touchdown in win over Arkansas State and caught two balls for eight yards with a score in victory vs. Akron ... voted Arkansas State game captain ... Academic All-Big Ten selection.

2009 (SOPHOMORE): Made eight starts and appeared in all 12 games ... caught 18 passes for 141 yards and a touchdown ... collected most receptions and yards for a Hoosier tight end since Aaron Halterman in 2003 (19 for 193) ... hauled in four receptions for 35 yards at No. 23 Michigan and three passes for 35 yards at No. 7 Iowa ... pulled in first career touchdown and first score for a Hoosier tight end since Oct. 8, 2005, at Akron ... made three receptions for 15 yards at Virginia ... named IU special teams player of the week following the Purdue game ... Academic All-Big Ten selection.

2008 (FRESHMAN): Started four times and appeared in all 12 games ... made six catches for 51 yards ... recorded a pair of receptions for 20 yards against Michigan State ... caught 12-yard passes at Illinois and Central Michigan ... made a 5-yard catch in his Hoosier debut against Western Kentucky ... Academic All-Big Ten selection.

T W E N T Y - E L E V E N
INDIANA FOOTBALL
 MEET THE HOOSIERS

2007: Redshirted the 2007 season ... two-time scout team player of the week (Western Michigan and Minnesota).

PREP/PERSONAL: Tight end and linebacker for head coach Mike Owen at Evansville Central High School ... heralded as the top tight end in the state of Indiana by *Scout.com* and *Rivals.com*, the No. 5 prospect in the state by *Scout.com* and No. 7 by *Rivals.com* ... led team to the 2006 city and Southern Indiana Athletic Conference championships ... earned all-city, all-conference and first team all-state honors as a senior ... caught 41 passes for 510 yards and four scores ... finished his career as the school's all-time leader with 285 tackles and 86 assists ... totaled 81 stops, 16 assists, two fumble recoveries and one interception as team finished the regular season 10-1 and ranked No. 1 in the state ... a member of the Indiana Football Coaches Association Top 50 and the *Bloomington Herald-Times* Top 33 Team ... also garnered all-state honors as a junior ... earned three letters in football, four letters in track and one letter in basketball ... parents are Mike and Audrey Dedmond ... born on Aug. 9, 1988, Max Alexander Dedmond is a teacher prep major.

CAREER STATS

Year	Rec	Yds	TD	LG	Rec/G	Avg/C	Avg/G
2008	6	51	0	12	0.5	8.5	4.2
2009	18	141	1	21	1.5	7.8	11.8
2010	5	37	2	16	0.6	7.4	4.6
Totals	29	229	3	21	0.9	7.9	7.2



JARRELL DRANE
 30
 S • 6-2, 206 • Sr.-5th
 Plantation, Fla.
 Plantation

2010 (JUNIOR): Played in four games at safety and on special teams ... made first career start at No. 6 Wisconsin and posted five tackles ... finished the year with seven tackles ... also received time at Illinois, vs. Northwestern and vs. No. 15 Iowa ... named IU special teams player of the week following the Northwestern game.

2009 (SOPHOMORE): Appeared in five games at safety and on special teams and made one tackle at Northwestern.

2008 (FRESHMAN): Played in three games at safety and on special teams ... recorded two tackles against Wisconsin.

2007: Redshirted the 2007 season ... named scout team player of the week following the Michigan State game.

PREP/PERSONAL: Safety for head coach Steven Davis at Plantation High School ... only played in seven games as a junior (due to Hurricane Wilma) and finished the year with 85 tackles and one in-

terception ... played in the final two games of his senior season (injury) and led the team in tackles, forced three fumbles and recorded five pass break-ups ... named to the Dade/Broward All-Star Team ... also lettered in track ... parents are Dwight and Vicki Drane ... Dwight starred at the University of Oklahoma and played with the Buffalo Bills (1986-92), appearing in Super Bowls XXV and XXVI ... born on Aug. 31, 1989, Jarrell Taylor Drane is a general studies major.

CAREER STATS

Year	UA	A	Tot	TFL	Sacks	FF	FR	Int	PD
2008	1	1	2	0-0	0-0	0	0	0-0	0
2009	1	0	1	0-0	0-0	0	0	0-0	0
2010	2	5	7	0-0	0-0	0	0	0-0	0
Totals	4	6	10	0-0	0-0	0	0	0-0	0



CODY EVERS
 76
 OL • 6-4, 317 • Fr-R.
 Little Chute, Wis.
 Little Chute

2010: Redshirted the 2010 season ... named co-offensive scout team player of the year with tight end Paul Phillips ... two-time scout team player of the week (Arkansas State and Northwestern).

PREP/PERSONAL: Offensive and defensive lineman for head coach Greg Enz at Little Chute High School ... joined the offensive line as a senior in addition to the defensive line ... named first team all-conference and all-region as well as honorable mention all-state ... played in the All-Star Shrine Bowl ... as a junior, claimed first team all-conference and all-region as a defensive lineman ... rated the 20th-best prospect in Wisconsin by *Scout.com* ... three-year football and track letterwinner ... won the Division II state championship in the shot put as a junior ... high honor roll student ... parents are Jeff and Lori Evers ... born on Aug. 30, 1991, Cody James Evers is an accounting major.



MITCH EWALD
 16
 K • 5-10, 171 • So.-R.
 Naperville, Ill.
 Waubensie Valley

Enters 2011 tied for 10th on Indiana's career field goals list with 16.

2010 HONORS: Earned co-Big Ten Special Teams and Freshman Player of the Week (Nov. 29) ... received honorable mention All-Big Ten from the league's coaches ... recognized on *CollegeFootball-News.com* All-Freshman team ... selected to *ESPN.com* and *Rivals.com* Big Ten All-Freshman teams ... Academic All-Big Ten selection.


2010 (FRESHMAN): Hit 16-of-19 field goals (84.2 percent), 33-of-33 extra points and averaged 58.4 yards on 52 kickoffs with three touchbacks ... connected on 9-of-12 over 30 yards and 3-of-4 from 40-49 yards with a long of 49 ... 16 field goals tied for the most for a freshman and tied for the third most on IU's single-season list ... 33 extra points are second most for a freshman and seventh most on school's single-season list ... 1.33 field goals per game ranked third among freshmen nationally, fourth in the Big Ten and 25th among all kickers nationally ... finished second in the Big Ten in field goal percentage and tied for the top spot in extra point percentage ... had five multi-field goal games ... forced overtime with a 26-yarder and hit the game-winner from 31 yards in Old Oaken Bucket victory at Purdue ... earned IU's Terry P. Cole "Impact Player" Award as the team's most outstanding player in the Purdue game ... made a season-high three field goals (20, 34, 46) in win over Arkansas State ... drilled a season-long 49-yard field goal vs. Penn State and connected on a 48-yarder at No. 6 Wisconsin ... hit five extra points at Western Kentucky, against Akron and vs. No. 19 Michigan ... earned the Hoosier Big Play Maker Award on special teams ... six-time IU special teams player of the week and a member of the team's One-Play Warrior Club (special teams players of the year).

2009: Redshirted the 2009 season.

PREP/PERSONAL: Kicker for head coach Paul Murphy at Waubensie Valley High School ... rated the No. 3 kicker nationally by *Rivals.com*, No. 4 by *ESPN.com* and No. 5 by *Scout.com* ... ranked the No. 27 prospect in Illinois by *Rivals.com* ... earned all-state, all-city, all-area and all-conference honors in 2008 ... captain of the High School All-American Bowl ... connected on a career-long 47-yard field goal and recorded an 85.0-percent touchback rate as a senior ... kicked a 63-yard field goal to win a kicking camp contest ... honor roll student ... two-year football letterwinner also lettered in baseball ... parents are Ron and Diane Ewald ... born on Sept. 2, 1990, Mitchell Ryan Ewald is a SPEA management major.

CAREER STATS

Year	FG	Pct	20-29	30-39	40-49	50+	Lg	XP
2010	16-19	84.2	6-6	6-7	3-4	0-1	49	33-33
Totals	16-19	84.2	6-6	6-7	3-4	0-1	49	33-33




STEVE FIACABLE
 50
 OL • 6-1, 288 • So.-R.
 Fort Wayne, Ind.
 Bishop Dwenger

2010 (FRESHMAN): Did not see any game action in 2010.

2009: Redshirted the 2009 season.

T W E N T Y - E L E V E N
INDIANA FOOTBALL
 MEET THE HOOSIERS

PREP/PERSONAL: Played for head coach Chris Svarczkopf at Bishop Dwenger High School ... high school teammate of Hoosier defensive tackle Mick Mentzer and linebacker Greg Svarczkopf ... earned all-state, all-area and all-conference honors ... team finished state runner-up in 2008 ... lettered in wrestling and track ... honor roll student ... parents are Steve and Cathy Fiacable ... born on May 16, 1991, Stephen Joseph Fiacable is a communication and culture major.



ADAM FOLLETT

14

QB • 6-5, 226 • Jr.-R
 Caledonia, Mich.
 Alma

2010 (SOPHOMORE): Did not see any game action in 2010 ... named scout team player of the week following the Western Kentucky game.

2009 (FRESHMAN): Made collegiate debut vs. Western Michigan and also saw time at Virginia ... completed one pass, for 13 yards, in three attempts on the year ... threw first career pass at Akron and collected first career completion at Virginia.

2008: Redshirted the 2008 season ... named scout team player of the week following the Ball State game.

PREP/PERSONAL: Quarterback for head coach Randy Lark at Alma High School ... 2007 *Detroit Free Press* first team all-state selection ... named first team all-area and first team all-conference ... led Alma to its first district title, an undefeated regular season and its best season in school history (11-1) ... threw for 1,964 yards and 20 touchdowns in addition to rushing for 242 yards with six scores ... *Prep Star* All-Midwest Region selection ... spent first three seasons at Caledonia (Mich.) High School ... finished high school career with a 36-2 record as a starter, including an undefeated conference record, a 2005 state championship, a trip to the semifinals in 2006 and a 61.1 completion percentage ... three-year football, three-year track and two-year basketball letterwinner ... averaged 10 points, 16 rebounds and seven blocks per game on the hardwood ... parents are Chuck and Lauri Follett ... born on July 26, 1989, Adam J. Follett is a SPEA management major.

CAREER STATS

Year	Cmp	Att	Int	Yds	TD	Lg	Pct	Avg/G	Effic
2009	1	3	0	13	0	13	33.3	6.5	69.7
2010	0	0	0	0	0	0	0	0	0
Totals	1	3	0	13	0	13	33.3	6.5	69.7



NICK FREELAND

99

K • 5-11, 195 • Jr.-R
 Indianapolis, Ind.
 Lawrence North

Enters 2011 tied for 10th on IU's career field goals list with 16.

2010 (SOPHOMORE): Battled a hip injury and appeared in just two games ... averaged 63.6 yards on 14 kickoffs ... started the season-opening win vs. Towson and hit both field goal attempts (24, 36) along with all five extra point attempts ... averaged 65.6 yards with one touchback on 10 kickoffs in the game ... kicked off four times at No. 6 Wisconsin ... named IU special teams player of the week following the Towson game.

2009 HONORS: Member of the *Sporting News* and *Rivals.com* Freshman All-Big Ten teams.

2009 (FRESHMAN): Hit 14-of-25 field goals, 34-of-34 extra points and averaged 62.2 yards on 58 kickoffs with seven touchbacks ... finished seventh in Big Ten games only averaging 6.4 points per game and ninth in the league overall averaging 6.3 points per game ... 14 field goals share sixth and 34 extra points rank sixth on Indiana's single-season lists ... became the fourth Hoosier (sixth time) to collect four field goals in a game, tying a school record, at No. 23 Michigan ... made three field goals and averaged a season-high 67.0 yards on six kickoffs with one touchback in win over Western Michigan ... tallied a pair of field goals and two touchbacks in victory against Illinois ... hit five extra points in win at Akron ... two-time IU special teams player of the week and a member of the team's One-Play Warrior Club (special teams players of the year).

2008: Redshirted the 2008 season.

PREP/PERSONAL: Played for head coach Tom Dilley at Lawrence North High School ... high school teammate of Hoosier offensive lineman Tyler McGuigan ... 2007 Mr. Punter finalist ... broke school records with 134 points, 95 extra points, 85 touchbacks and a 48-yard field goal ... named Indiana Football Coaches Association (IFCA) Top 50 All-State at kicker and punter, 5A all-state at punter, IFCA Region 7 All-Star, *Bloomington Herald-Times* All-State honorable mention at kicker and All-Marion County at kicker as a senior ... earned all-state and All-Marion County honors at kicker his junior season ... three-year football and two-year soccer letterwinner ... parents are Mike and Diane Freeland ... born on July 27, 1989, Nicholas Paul Freeland is a history major.

CAREER STATS

Year	FG	Pct	20-29	30-39	40-49	50+	Lg	XP
2009	14-25	56.0	5-7	9-13	0-4	0-1	38	34-34
2010	2-2	100.0	1-1	1-1	0-0	0-0	36	5-5
Totals	16-27	59.3	6-8	10-14	0-4	0-1	38	39-39



JOSH HAGER

77

OT • 6-9, 298 • Sr.-5th
 Florissant, Mo.
 McCluer North

2010 (JUNIOR): Played in three games and made first career start in win over Arkansas State at right tackle ... suffered season-ending knee injury in the game ... saw time against No. 19 Michigan and at No. 2 Ohio State.

2009 (SOPHOMORE): Reserve offensive tackle appeared in five games ... played at Akron, at Virginia, vs. No. 24 Wisconsin, at No. 19 Penn State and vs. Purdue.

2008 (FRESHMAN): Appeared in the first two games of the year against Western Kentucky and Murray State ... made collegiate debut vs. WKU.

2007: Redshirted the 2007 season ... named scout team player of the week following the Illinois game.

PREP/PERSONAL: Offensive lineman for head coach Jim Schottmueller at McCluer North High School ... first team All-State Coaches Poll and first team All-State Sports Writer Poll as a senior ... first team all-metro selection and first team Suburban North Conference honoree ... named captain and helped team to an 11-1 record and a trip to the state semifinals ... McCluer North finished second in state in 2005 (11-3) and 2004 (11-2) ... earned four varsity letters in football and four in track ... mother is Debbie Kimble ... born on May 30, 1989, Joshua Mikkell Hager is a tourism management major.



DREW HARDIN

3

S • 6-0, 200 • Fr.-R
 Louisville, Ky.
 Ballard

2010: Redshirted the 2010 season.

PREP/PERSONAL: Defensive back and running back for head coach Mike Jackson at Ballard High School ... compiled 87 tackles, four forced fumbles and one sack in addition to four rushing scores in 10 games as a senior ... four-year starter earned all-state honors as a senior ... rated the 13th-best prospect in Kentucky by *Scout.com* ... four-year football, four-year track and two-year basketball letterwinner ... as a junior, finished fifth in the state in the 110m hurdles and sixth in the 300m hurdles ... honor roll student ... parents are Freeman and Teresa Hardin ... brother, Forisse, is a freshman safety for the Hoosiers ... born on Sept. 10, 1991, Freeman Andrew Hardin is a business major.

T W E N T Y - E L E V E N
INDIANA FOOTBALL
 MEET THE HOOSIERS



MARLANDEZ HARRIS

52

DL • 6-2, 291 • Fr.-R
 Springfield, Ill.
 Sacred Heart-Griffin

2010: Redshirted the 2010 season.

PREP/PERSONAL: Offensive tackle and defensive lineman for head coach Ken Leonard at Sacred Heart-Griffin High School ... played left tackle as a sophomore, right tackle as a junior, left tackle as a senior and entered the starting lineup on the defensive line midway through junior season ... named all-state by the *Champaign News-Gazette*, honorable mention all-state by the IHSA and all-conference as a senior ... carded 62 tackles, 14 sacks, one forced fumble and one fumble recovery ... led team to a state championship in 2008 ... rated the 34th-best prospect in Illinois and the 41st-best offensive guard nationally by *Scout.com* ... three-year football letterwinner ... parents are Stephanie Harris and Christopher Robinson ... born on Dec. 15, 1991, Marlandez Harris is an exploratory student.



GREG HEBAN

9

DB • 6-1, 188 • So.-R
 Muncie, Ind.
 Delta

2010 HONORS: Selected to *ESPN.com* All-Freshman team ... Academic All-Big Ten selection.

2010 (FRESHMAN): Walk-on joined the team during preseason camp ... appeared in all 12 games at cornerback and on special teams ... started four of the final five games ... shared the team lead with five passes broken up and made 40 tackles, 25 solo, 3.5 tackles for loss and one interception ... broke up three passes with eight stops, five solo, and one TFL in first career start vs. Northwestern ... collected six tackles with diving interception vs. No. 15 Iowa ... carded seven stops at No. 6 Wisconsin ... made five tackles with 1.5 tackles for loss in Old Oaken Bucket win at Purdue and four tackles with one TFL vs. Penn State ... six-time IU special teams player of the week and a member of the team's One-Play Warrior Club (special teams players of the year).

2009: Did not play football ... pitcher for the 2010 Hoosier baseball team ... southpaw made two appearances, going 1 1/3 innings and surrendering two hits and one earned run ... made his Indiana debut at Morehead State ... fastball clocked at 90 miles per hour.

PREP/PERSONAL: Three-year starter as a cornerback and running back for head coach Grant Zgunda at Delta High School... high school teammate of Hoosier wide receiver Logan Young ... named to the 2008 Indiana Football Coaches Association Top 50 team ... selected all-state as a senior and competed in the North/South game ... 2008 National Football Foundation Scholar-Athlete winner for Central Indiana ... named team MVP as a senior after leading the state of Indiana in interceptions with 11, accumulating 1,095 rushing yards, 369 receiving yards and scoring 21 touchdowns ... earned Academic All-State honors as a senior ... played football, baseball and basketball all four years while earning nine varsity letters ... earned Academic All-Conference honors nine times ... selected all-conference six times ... selected to the 2009 all-state baseball team as an outfielder and competed in the North/South game ... can dunk a basketball from standing flat-footed ... parents are Norb and Pattie Heban ... born Nov. 4, 1991, Gregory Anthony Heban is an exercise science major.

CAREER STATS

Year	UA	A	Tot	TFL	Sacks	FF	FR	Int	PD
2010	25	15	40	3.5-7	0-0	0	0	1	6
Totals	25	15	40	3.5-7	0-0	0	0	1	6



LENEIL HIMES


87

FB • 6-1, 271 • Fr.-R
 Plymouth, Ind.
 Plymouth

Moved from tight end to fullback during 2011 spring practice.

2010: Redshirted the 2010 season.

PREP/PERSONAL: Tight end and defensive end for head coach John Barron at Plymouth High School ... first Plymouth football student-athlete to attend a Big Ten university and just second football or basketball student-athlete from Plymouth to enroll in a conference school (Scott Skiles, Michigan State) ... named Indiana Football Coaches Association (IFCA) Top 50 All-State and Indiana Associated Press Class 4A honorable mention all-state ... 2009 Indiana Mr. Football at tight end and a member of the *South Bend Tribune* Dream Team ... school's all-time leading receiver holds school records for longest touchdown (99 yards) and most interception TD returns (five) ... earned a spot on the 2008 IFCA All-State Junior team ... rated the 15th-best prospect in Indiana and the 43rd-best tight end nationally by *Scout.com* ... ranked the 56th-best tight end prospect nationally by *ESPN.com* ... three-year football and basketball and four-year track letterwinner ... set the school record in the shot put ... mother is Karla Himes ... born on Feb. 25, 1992, Leneil Curtis Himes is an exercise science major.




CHASE HOOBLER

47

LB • 6-2, 221 • Fr.-R
 Orrville, Ohio
 Orrville

2010: Redshirted the 2010 season ... named co-defensive scout team player of the year with linebacker Ishmael Thomas ... four-time scout team player of the week (Towson, Western Kentucky, Northwestern and Wisconsin).

PREP/PERSONAL: Linebacker and tight end for head coach Doug Davault at Orrville High School ... played in the 2010 Big 33 Ohio vs. Pennsylvania All-Star Game ... finished career with 433 tackles, 15 sacks and 41 tackles for loss ... first team All-Ohio Division IV selection was named Northeast Inlands District, *Akron Beacon Journal* and *Daily Record* Player of the Year as a senior ... collected conference defensive player of the year honors as a junior and senior ... a first team all-conference selection as a sophomore, junior and senior ... rated the 38th-best middle linebacker nationally by *Scout.com* ... four-year football and two-year basketball letterwinner ... honor roll student ... parents are Tom and Michelle Brenner ... born on July 4, 1991, Chase Joseph Hoobler is an exercise science major.



KOFI HUGHES

13

WR • 6-2, 204 • So.
 Indianapolis, Ind.
 Cathedral

2010 (FRESHMAN): One of two true freshmen to play in 2010 along with running back Antonio Banks ... played in the final 10 games of the season with a start vs. No. 19 Michigan ... made seven catches for 42 yards and tallied 14 tackles, eight solo, on kickoff and punt coverage ... recorded three receptions for 16 yards at No. 2 Ohio State ... four-time IU special teams player of the week and a member of the team's One-Play Warrior Club (special teams players of the year).

PREP/PERSONAL: Quarterback for head coach Rick Streiff at Cathedral High School ... high school teammate of Hoosier safety Jake Zupancic ... awarded the 2009 Gatorade Indiana Football Player of the Year ... named Indiana Football Coaches Association (IFCA) Top 50 All-State and Indiana Associated Press Class 4A honorable mention all-state ... earned a spot on the *Indianapolis Star* Super Team and was recognized as the all-city player of the year ... Cathedral's MVP threw for 1,584 yards with 19 touchdowns and four interceptions as a senior ... rushed 201 times for 1,552 yards with 22 scores and caught three passes for 72 yards and a TD ... Cathedral reached semistate in 2009 on the heels of

T W E N T Y - E L E V E N
INDIANA FOOTBALL
 MEET THE HOOSIERS

a 2008 state championship ... rushed for 1,289 yards with 17 touchdowns and passed for 930 yards with eight TDs as a junior ... attended the Manning Passing Academy ... ranked the 10th-best prospect in Indiana by *Scout.com* ... two-year football and four-year basketball letterwinner ... parents are Dock and Juliana Hughes ... born on March 27, 1992, Kofi Hughes is a marketing major.

CAREER STATS

Year	Rec	Yds	TD	LG	Rec/G	Avg/C	Avg/G
2010	27	407	5	28	2.2	15.1	33.9
Totals	27	407	5	28	2.2	15.1	33.9




BILL IVAN

71

OL • 6-4, 279 • Fr.-R
 Charlevoix, Mich.
 Charlevoix

2010: Redshirted the 2010 season.

PREP/PERSONAL: Offensive tackle and defensive lineman for head coach Don Jess at Charlevoix High School ... first Division I player from Charlevoix in 21 years ... team captain named to the Associated Press Division 5-6 All-State team, the *Detroit Free Press* All-State team and first team all-conference as a senior ... a two-time *Petoskey News-Review* All-Area and *Traverse City Record Eagle* All-Region first team selection ... rated the 28th-best prospect in Michigan by *Scout.com* ... three-year football, three-year baseball, two-year basketball and two-year track letterwinner ... member of the national honor society and honor roll student ... parents are Paul and Judith Ivan ... born on Feb. 13, 1992, William Joseph Ivan is an English major.



SHAQUILLE JEFFERSON

35

S • 6-0, 203 • Fr.-R
 Lexington, Ohio
 Lexington

2010: Redshirted the 2010 season ... named scout team player of the week following the Michigan game.

PREP/PERSONAL: Safety and wide receiver for head coach B.J. Payne at Lexington High School ... played at Mansfield Senior before transferring to Lexington for senior season ... honorable mention All-Ohio as a junior ... two-year football and three-year track letterwinner ... rated the No. 9 safety in Ohio by *OhioVarsity.com* and the No. 30 prospect in Ohio by *BuckeyeGrove.com* ... parents are Walter Jefferson and Dwana Washington ... brother, Jamarion O'Neal, played safety at Ohio State from 2005-08 ... born on Dec. 9, 1991, Shaquille Walter Jefferson is a sport communication-broadcast major.



DARIUS JOHNSON

44

DE • 6-0, 241 • Sr.-5th
 Detroit, Mich.
 Highland Park

2010 (JUNIOR): Started all 11 games in which he appeared ... led the team with 4.5 sacks (19 yards), was third on the team with 7.5 tackles for loss (22 yards) and fifth with 65 tackles, 32 solo ... added three quarterback hurries, two pass breakups and forced one fumble ... finished tied for sixth in the Big Ten in sacks and ranked 26th with 5.9 tackles per game ... led all Big Ten defensive linemen in tackles ... reached five tackles nine times, including each of the final six games ... posted a career-high 11 stops, six solo, with one sack and two TFLs against Northwestern ... made nine stops with a half-tackle for loss vs. Penn State and eight tackles with 1.5 sacks and one quarterback hurry at No. 6 Wisconsin ... had six stops apiece against No. 19 Michigan and at Illinois (forced fumble) ... collected five tackles vs. both No. 15 Iowa (one sack, 1.5 TFLs) and at Purdue (half-TFL) ... earned the Hoosier Big Play Maker Award on defense ... voted Northwestern game captain.

2009 (SOPHOMORE): Moved from linebacker to defensive end during spring practice ... played in the first three games before suffering a season-ending shoulder injury ... made eight tackles, seven solo, with one sack and one pass breakup ... posted three stops and a sack in the season-opening triumph vs. Eastern Kentucky ... named IU special teams player of the week following the Akron game.


2008 (FRESHMAN): Appeared in all 12 games at linebacker and on special teams ... finished the year with 13 tackles, seven solo ... forced the first fumble of his career against Wisconsin ... two-time IU special teams player of the week.

2007: Redshirted the 2007 season ... three-time scout team player of the week (Illinois, Northwestern and Purdue).

PREP/PERSONAL: Linebacker and running back for head coach Cedric Dortch at Highland Park ... a first team all-state, all-metro and all-conference selection as a junior and senior ... recorded 53 tackles and one interception to go along with 1,583 rushing yards and 16 touchdowns as a senior ... collected 93 stops and one INT with 2,143 rushing yards and 30 TDs during junior campaign ... named all-conference with 80 tackles, 2,239 rushing yards and 21 scores as a sophomore ... three-year letterwinner and two-time captain ... mother is Eula Evans ... born on May 7, 1989, Darius C. Johnson is a general studies major.

CAREER STATS

Year	UA	A	Tot	TFL	Sacks	FF	FR	Int	PD
2008	7	6	13	0-0	0-0	1	0	0	0
2009	7	1	8	1.0-10	1.0-10	0	0	0	1
2010	32	33	65	7.0-22	4.5-19	1	0	0	2
Totals	46	40	86	8.0-32	5.5-29	2	0	0	3



DONNELL JONES

10

S • 5-10, 213 • Sr.-5th
 St. Petersburg, Fla.
 Lakewood

2010 (JUNIOR): Moved from cornerback to safety during spring practice ... started 10 of the 11 games in which he appeared ... made 47 tackles, 33 solo, with one tackle for loss, one fumble recovery, five pass breakups and one quarterback hurry ... posted seven stops apiece in win over Akron (one TFL) and against Iowa (two PBUs) ... added six tackles, five solo, with one pass breakup in Old Oaken Bucket victory at Purdue ... recovered a fumble at Illinois ... named IU special teams player of the week following the Towson game.

2009 (SOPHOMORE): Started six games and played in nine overall ... recorded 30 tackles, 25 solo, with one interception (22 yards) and three pass breakups ... made six solo stops and broke up two passes vs. No. 24 Wisconsin ... posted five tackles at No. 19 Penn State and four stops apiece at No. 23 Michigan and at Virginia ... carded an interception and a pair of tackles at No. 7 Iowa.

2008 (FRESHMAN): Started the final two games of the year at No. 7 Penn State and at Purdue and appeared in 11 games ... made 20 tackles, 18 solo, with one interception, three pass breakups and one tackle for loss ... recorded a career-high 10 tackles, nine solo, with a pass breakup at Purdue ... picked off first career pass vs. Wisconsin ... named IU special teams player of the week following the Western Kentucky game.

2007: Redshirted the 2007 season ... named co-defensive scout team player of the year with defensive end Fred Jones ... three-time scout team player of the week (Western Michigan, Iowa and Ball State) ... joined the Hoosiers in June 2007.

PREP/PERSONAL: Cornerback and running back for head coach Otis Dixon at Lakewood High School ... tallied 54 tackles and three interceptions as a senior ... also rushed for 800 yards and seven touchdowns en route to all-county honors and honorable mention all-state accolades ... sprinter on track and field team ... mother is Jonnie Jones ... born on Oct. 15, 1988, Donnell Plase Jones graduated in May 2011 with a degree in criminal justice and is currently working toward a second degree in tourism management.

CAREER STATS

Year	UA	A	Tot	TFL	Sacks	FF	FR	Int	PD
2008	18	2	20	1.0-6	0-0	0	0	1	4
2009	25	5	30	0-0	0-0	0	0	1	4
2010	33	14	47	1.0-1	0-0	0	1	0	5
Totals	76	21	97	2.0-7	0-0	0	1	2	13

T W E N T Y - E L E V E N
INDIANA FOOTBALL
 MEET THE HOOSIERS



FRED JONES

93

DE • 6-4, 268 • Sr-5th
 Tyrone, Ga.
 Sandy Creek

2010 (JUNIOR): Played in 10 games with 10 tackles, one forced fumble and a half-tackle for loss ... posted a career-high four stops against Northwestern ... forced a fumble at No. 2 Ohio State and recorded a half-TFL in season-opening win over Towson.

2009 (SOPHOMORE): Appeared in three games ... made three stops and one tackle for loss over the final three contests.

2008 (FRESHMAN): Made 12 appearances on the defensive line and on special teams ... recorded four tackles.

2007: Redshirted the 2007 season ... named co-defensive scout team player of the year with defensive back Donnell Jones ... four-time scout team player of the week (Western Michigan, Minnesota, Wisconsin and Purdue).

PREP/PERSONAL: Defensive lineman for head coach Chip Walker at Sandy Creek High School ... first team all-county and all-area selection as a senior ... named Fayette County Defensive Player of the Year ... led Sandy Creek to a 35-10 four-year record, its best-ever four-year mark, including two region championships (2003 and 2004) and four straight trips to the state playoffs ... also participated in basketball and track ... parents are Willie and Vickie Jones ... born on Oct. 13, 1989, Frederick Bernard Jones is a tourism management major.

CAREER STATS

Year	UA	A	Tot	TFL	Sacks	FF	FR	Int	PD
2008	0	4	4	0-0	0-0	0	0	0	0
2009	3	0	3	1.0-4	0-0	0	0	0	0
2010	3	7	10	0.5-1	0-0	1	0	0	0
Totals	6	11	17	1.5-5	0-0	1	0	0	0



ANDRE KATES

7

CB • 5-11, 192 • Sr-5th
 Washington, D.C.
 ASA (N.Y.) College

2010 (JUNIOR): Played in five games and made three tackles ... collected two solo stops in season-opening win over Towson.

2009 (SOPHOMORE): Cornerback for head coach Dennis Orlando at ASA College in Brooklyn, N.Y. ... named Junior College Player of the Year by Trium-

phant Sports ... member of Team USA in the 2009 Triumphant Sports Junior College All-American Game ... collected 64 tackles, two sacks, two interceptions, one fumble recovery, nine pass breakups, four blocked field goals and two blocked punts in 2009 ... recorded one interception and one punt return for scores.

2008 (FRESHMAN): Spent the 2008 season at Erie Community College in Williamsville, N.Y., and led the team in tackles (49) and interceptions (three) en route to first team all-conference and defensive back of the year honors ... also broke up 11 passes, blocked three field goals and two extra punts, and pulled in a 66-yard TD pass off a fake punt.

PREP/PERSONAL: Attended Surrattsville High School in Clinton, Md. ... played quarterback and wide receiver in high school ... first commitment of the 2010 signing class ... parents are Priscilla Kates and Burnett Spurling ... born on May 30, 1987, Andre Donte Kates is a general studies major.



DUSTY KIEL

8

QB • 6-2, 216 • So.-R
 Columbus, Ind.
 Columbus East

2010 (FRESHMAN): Appeared in five games, including three Big Ten contests ... completed four passes for 71 yards with two interceptions ... rushed for 12 yards on seven carries ... made collegiate debut in season-opening win over Towson ... went 2-of-4 for 28 yards with a 6-yard rush at No. 2 Ohio State ... also saw action in win over Arkansas State, at Illinois and at No. 6 Wisconsin ... Academic All-Big Ten selection.

2009: Redshirted the 2009 season ... named scout team player of the week following the Virginia game.

PREP/PERSONAL: Quarterback for head coach Bob Gaddis at Columbus East High School ... high school teammate of Hoosier wide receiver Duwyce Wilson ... rated the No. 16 prospect in Indiana and the 45th pro-style quarterback nationally by *Rivals.com* ... ranked the No. 68 quarterback nationally by *Scout.com* ... finished career as the school's all-time passing yardage leader (5,854) and as the only player in Columbus East history to record over 6,000 yards of total offense (7,491) ... responsible for over 4,298 yards of total offense as a senior ... threw for 3,172 yards with 35 touchdowns, a 63.5 completion percentage and just eight interceptions ... also rushed for 1,126 yards and 14 scores on 155 carries (7.3 average) ... named Indiana Football Coaches Association Top 50 All-State ... all-conference, *ITG Gridiron Gazette* Player of the Year and *Columbus Republic* Player of the Year ... posted a 36-4 record in his three years as a starter ... passed

for 2,591 yards and 33 TDs with a 60.0 completion percentage as junior ... rushed for 489 yards with 14 scores ... three-year football and one-year baseball letterwinner ... national honor society member and honor roll student ... parents are Kip and Aleta Kiel ... Kip played quarterback at Butler University and lettered in 1984 ... brother, Drew, played quarterback at Illinois State University ... uncle, Blair Kiel, played quarterback at the University of Notre Dame (1980-83) ... born on Nov. 10, 1990, Dustin T. Kiel is a dietetics major.

CAREER STATS

Year	Cmp	Att	Int	Yds	TD	Lg	Pct	Avg/G	Effic
2010	4	17	2	71	0	22	23.5	14.2	35.1
Totals	4	17	2	71	0	22	23.5	14.2	35.1



LENYATTA KILES

2

CB • 5-11, 194 • Sr.
 Los Angeles, Calif.
 Cerritos (Calif.) College

Moved from safety to cornerback during 2011 spring practice.

2010 (JUNIOR): Moved from cornerback to safety during preseason camp ... played in seven games with a start against No. 19 Michigan ... tallied seven tackles with one fumble recovery ... made five tackles against the Wolverines ... recovered the fumble at No. 2 Ohio State ... enrolled at IU in January and participated in spring practice.

2009 (SOPHOMORE): Cornerback for head coach Frank Mazzotta at Cerritos College in Norwalk, Calif. ... earned all-conference honors with two interceptions, 11 pass breakups, 30 tackles (20 solo), 1.5 tackles for loss and one forced fumble.


2008 (FRESHMAN): Appeared in six games and made nine tackles, along with three pass breakups, an interception and a tackle for loss at Cerritos College in Norwalk, Calif.

PREP/PERSONAL: Played for head coach Tom Salter at Culver City (Calif.) High School ... finished senior campaign by being named an All-Ocean League pick and a first team All-CIF selection ... recorded 73 tackles and four interceptions, including a 96-yarder for a score ... three-year football, four-year basketball and two-year track letterwinner ... parents are Lenyatta and Linda Kiles ... born on March 3, 1990, Lenyatta D. Kiles, Jr., is a general studies major.

CAREER STATS

Year	UA	A	Tot	TFL	Sacks	FF	FR	Int	PD
2010	4	3	7	0-0	0-0	0	1-0	0	0
Totals	4	3	7	0-0	0-0	0	1-0	0	0

T W E N T Y - E L E V E N
INDIANA FOOTBALL
 MEET THE HOOSIERS



**JERRELL
 KIRLEW**

63

DL • 6-3, 263 • Jr.-R
 Kissimmee, Fla.
 Poinciana

2010 (SOPHOMORE): Did not see any game action in 2010 after joining the team as a walk-on ... attended Ivy Tech Community College in 2008-09 and enrolled at Indiana University in 2009-10.

PREP/PERSONAL: Defensive lineman for head coach David Aubrey at Poinciana High School ... two-year football and one-year wrestling and track letterwinner ... parents are Janet Jackson and Henry Kirlaw ... brother, Jammie, played defensive end for Indiana (2006-09) and is currently a member of the Buffalo Bills ... born on May 16, 1989, Jerrell Kirlaw is a therapeutic recreation major.



**JOHN
 LAIHINEN**

96

DE • 6-4, 236 • Fr.-R
 Mequon, Wis.
 Homestead

2010: Redshirted the 2010 season ... named scout team player of the week following the Illinois game.

PREP/PERSONAL: Preferred walk-on played defensive end and linebacker for head coach Dave Keel at Homestead High School ... moved to defensive end as a senior and earned all-state, all-area and all-conference honors ... team posted an undefeated regular season ... parents are Scott and Christine Laihininen ... born on Dec. 6, 1991, John Scott Laihininen is an accounting major.



**CHARLES
 LOVE III**

85

TE • 6-3, 219 • Jr.-R
 Memphis, Tenn.
 Trezevant

2010 (SOPHOMORE): Played in all 12 games at tight end and on special teams ... made first career start vs. Northwestern and also started in Old Oaken Bucket win at Purdue ... returned one kick (15 yards) ... named IU special teams player of the week following the Michigan game.

2009 (FRESHMAN): Made collegiate debut and only appearance in victory at Akron ... returned from offseason ACL surgery.

2008: Redshirted the 2008 season ... named scout team player of the week following the Central Michigan game.

PREP/PERSONAL: Wide receiver for head coach Teli White at Trezevant High School ... named team's most valuable player and outstanding player junior and senior seasons ... team captain was selected to Memphis All-Star Game ... rated the 24th-best prospect in the state of Tennessee by *Scout.com* ... *Prep Star* All-Southeast Region selection ... four-year starter also earned three varsity letters in track and field ... won the 2006 triple jump city championship (43-7) and finished second at state ... honor roll student and a member of the leadership team ... aunt is Debra Love ... cousin, Royce Love, played fullback at Vanderbilt University ... born on Sept. 27, 1989, Charles Henry Love III is a recreational sport management major.



**BRETT
 MARTIN**

23

WR • 6-3, 210 • So.-R
 New Albany, Ind.
 New Albany

2010 (FRESHMAN): Did not see any game action in 2010.

2009: Redshirted the 2009 season.

PREP/PERSONAL: Played for head coach Kevin Roth at New Albany High School ... a Hoosier Hills All-Conference selection ... made 59 receptions for 955 yards (16.2 average) with seven touchdowns as a senior ... set the school record for most catches and yards in a season ... two-year basketball and one-year football letterwinner ... an all-conference basketball honoree ... awarded with an academic honors diploma ... parents are Ed Martin, Jr., and the late Toni Martin ... born on May 3, 1991, William Brett Martin is a SPEA management major.



**WILL
 MATTE**

60

C • 6-2, 283 • Jr.-R
 Wheaton, Ill.
 Warrenville South

2010 (SOPHOMORE): Has started every game of his career at center (24 games), including all 12 in 2010 ... only offensive lineman to start every game in both 2009 and 2010 ... front five shared 15th nationally surrendering 1.0 sack per game ... offensive line allowed one sack per 42.8 pass attempts, which led the Big Ten ... Matte allowed just three sacks on the year ... IU led the league and ranked 14th nationally with 287.2 passing yards per game ... Hoosiers threw for a school-record 480 yards vs. No. 19 Michigan ... team surpassed 350 passing yards three times and 300 passing yards on six occasions ... voted a game captain twice.

2009 HONORS: Named freshman All-Big Ten by *Sporting News* and recognized as a *CollegeFootballNews.com* Freshman All-America honorable mention selection.

2009 (FRESHMAN): Started all 12 games at center ... offensive line allowed just 16 sacks on the season, a total that ranked second in the Big Ten and shared 28th nationally ... the front five surrendered one sack per 27.5 pass attempts, which ranked second in the Big Ten ... ended year fourth in Big Ten and 35th nationally with 247.9 passing yards per game ... team rushed for over 180 yards on four occasions, including 197 yards at No. 23 Michigan and 196 yards vs. Purdue ... 197 yards was IU's second-highest rushing total in 60 all-time games vs. Michigan.

2008: Redshirted the 2008 season ... named co-offensive scout team player of the year with running back Darius Willis ... three-time scout team player of the week (Ball State, Illinois and Purdue).

PREP/PERSONAL: Offensive lineman for head coach Ron Muhitch at Wheaton-Warrenville South High School ... an all-state, all-area and all-conference selection ... 2007 *Chicago Sun-Times* All-Area selection ... rated the 20th-best prospect in the state of Illinois by *Scout.com* ... *Prep Star* All-Midwest Region selection ... Wheaton-Warrenville South went 39-2 in his three seasons on the varsity, including a 2006 state title (14-0) and a state runner-up finish in 2007 (13-1) ... team reeled off 27 straight victories before falling in the 2007 state championship ... parents are Bill and Peg Matte ... born on June 30, 1989, William E. Matte III is a recreational sport management major.



**ANDREW
 MCDONALD**

72

OT • 6-6, 295 • Sr.-5th
 Indianapolis, Ind.
 Warren Central

2010 (JUNIOR): Started all 11 games in which he appeared at left tackle ... front five shared 15th nationally surrendering 1.0 sack per game ... offensive line allowed one sack per 42.8 pass attempts, which led the Big Ten ... McDonald allowed just a half-sack on the year ... caught one pass for three yards and made one tackle ... IU led the league and ranked 14th nationally with 287.2 passing yards per game ... Hoosiers threw for a school-record 480 yards vs. No. 19 Michigan ... team surpassed 350 passing yards three times and 300 passing yards on six occasions.

2009 (SOPHOMORE): Saw action in eight games as a reserve tackle ... offensive line allowed just 16 sacks on the season, a total that ranked second in the Big Ten and shared 28th nationally ... the front five surrendered one sack per 27.5 pass attempts, which ranked second in the Big Ten ... ended year

T W E N T Y - E L E V E N
INDIANA FOOTBALL
 MEET THE HOOSIERS

fourth in Big Ten and 35th nationally with 247.9 passing yards per game ... team rushed for over 180 yards on four occasions, including 197 yards at No. 23 Michigan and 196 yards vs. Purdue ... 197 yards was IU's second-highest rushing total in 60 all-time games vs. Michigan.

2008 (FRESHMAN): Played in five games at offensive tackle and guard ... made back-to-back starts, the first of his career, at left guard against Iowa and at Illinois ... received first career action vs. Western Kentucky.

2007: Redshirted the 2007 season ... named scout team player of the week following the Iowa game.

PREP/PERSONAL: Offensive tackle for head coach Steve Tutsie at Warren Central High School ... high school teammate of Hoosier safety Chris Adkins ... Warren Central became the first team in Indiana history to claim four consecutive state titles ... first team all-state selection in 2006 ... named to the 2006 Super Team and was an Academic All-Star ... rated the 10th-best prospect in the state of Indiana by *Rivals.com* ... three-year football and two-year track letterwinner ... parents are Shawn and Marion McDonald and Jerri Carter ... born on Sept. 8, 1988, Andrew Alexander McDonald is a general studies major.



BRANDON MCGHEE
 39 LB • 6-1, 235 • Sr.-5th
 Jeffersonville, Ind.
 Jeffersonville

2010 (JUNIOR): Played in 11 games, primarily on special teams ... posted 14 tackles, nine solo, and returned one kick for 15 yards ... made four solo stops in season-opening win over Towson and added four tackles at No. 6 Wisconsin ... named IU special teams player of the week following the Penn State game.

2009 (SOPHOMORE): Appeared in three games on special teams and posted two tackles ... two-time scout team player of the week (Akron and Michigan).

2008 (FRESHMAN): Did not see any game action in 2008 ... two-time scout team player of the week (Western Kentucky and Minnesota).

2007: Redshirted the 2007 season.

PREP/PERSONAL: Played safety for head coach Steve Cooley at Jeffersonville ... recorded 60 tackles and eight interceptions his senior campaign ... set the school's single-season and single-game records for deflections ... earned three letters in football and basketball ... parents are Tony McGhee and Wilma Smith ... born on March 3, 1989, Brandon Michael McGhee is a criminal justice major.



TYLER MCGUIGAN
 58 OL • 6-2, 293 • So.-R
 Indianapolis, Ind.
 Lawrence North

2010 (FRESHMAN): Made collegiate debut and lone appearance in season-opening victory over Towson.

2009: Redshirted the 2009 season.

PREP/PERSONAL: Offensive lineman for head coach Tom Dilley at Lawrence North High School ... high school teammate of Hoosier kicker Nick Freeland ... played tackle, guard and long snapper ... named 5A All-State by the Indiana Football Coaches Association and all-state honorable mention by the *Indianapolis Star* ... selected as the team's offensive lineman of the year ... two-year football letterwinner ... also wrestled and ran track ... parents are Doug and Martha McGuigan ... born on June 22, 1990, Michael Tyler McGuigan is a general studies major.



MICK MENTZER
 69 DT • 6-4, 306 • Jr.-R
 Fort Wayne, Ind.
 Bishop Dwenger

2010 (SOPHOMORE): Started 11 times and played in all 12 games ... posted 20 tackles with one sack, four tackles for loss, four passes broken up and three quarterback hurries ... recorded a career-high five stops with a half-TFL at Illinois ... made three tackles with one tackle for loss at No. 6 Wisconsin ... collected first career sack, two pass breakups and a quarterback hurry in win over Akron ... netted one TFL in season-opening victory against Towson.

2009 (FRESHMAN): Saw time in all 12 games at defensive tackle ... closed out the season with 16 tackles, eight solo, a half-tackle for loss and one pass breakup ... posted three stops apiece against Eastern Kentucky, No. 9 Ohio State and at No. 19 Penn State ... added a half-TFL vs. the Buckeyes.

2008: Redshirted the 2008 season ... four-time scout team player of the week (Murray State, Minnesota, Iowa and Central Michigan).

PREP/PERSONAL: Defensive tackle and linebacker for head coach Chris Svarczkopf at Bishop Dwenger High School ... high school teammate of Hoosier offensive lineman Steve Fiacable and linebacker Greg Svarczkopf ... all-state, all-area and all-conference selection in 2007 ... recorded 90 tackles and led team to 13-1 record and runner-up

finish at semi-state ... the No. 97 defensive tackle in the nation by *ESPN.com* ... the No. 20 prospect in the state of Indiana by *Rivals.com* ... *Prep Star* All-Midwest Region selection ... earned three varsity letters in football, three in basketball and one in track ... parents are Scott and Nancy Mentzer ... born on May 31, 1989, Michael Scott Mentzer is a recreational sport management major.

CAREER STATS

Year	UA	A	Tot	TFL	Sacks	FF	FR	Int	PD
2009	8	8	16	0.5-1	0-0	0	0	0	1
2010	5	15	20	4.0-7	1.0-2	0	0	0	4
Totals	13	23	36	4.5-8	1.0-2	0	0	0	5



JAKE MICHALEK
 41 LB • 6-2, 214 • Fr.-R
 Midlothian, Ill.
 Brother Rice

2010: Redshirted the 2010 season ... named scout team player of the week following the Michigan game.

PREP/PERSONAL: Linebacker for head coach Steve Nye at Brother Rice High School ... an all-area and All-Catholic League selection ... recorded 108 tackles, 82 solo, with one interception, two forced fumbles and two fumble recoveries as a senior ... two-year football letterwinner ... parents are Tony and Jill Michalek ... born on March 23, 1992, Jacob Anton Michalek is a marketing major.



DRE MUHAMMAD
 82 WR • 5-10, 182 • Sr.-5th
 Fort Wayne, Ind.
 Harding

2010 (JUNIOR): Saw time at Western Kentucky, at No. 2 Ohio State and at No. 6 Wisconsin.

2009 (SOPHOMORE): Played in five games at wide receiver and on special teams ... saw action at Akron, at Virginia, vs. No. 24 Wisconsin, at No. 19 Penn State and vs. Purdue.


2008 (FRESHMAN): Did not see any game action in 2008 ... four-time scout team player of the week (Minnesota, Illinois, Penn State and Purdue).

2007: Attended Purdue University and redshirted the 2007 season.

PREP/PERSONAL: Wide receiver for Sherwood Haydock at Harding High School ... set a school single-season record with 75 catches for 1,296 yards and 13 touchdowns as a senior ... led team to state title and named all-state, Summit Conference Player of the Year and Harding POY ... collected

T W E N T Y - E L E V E N
INDIANA FOOTBALL
 MEET THE HOOSIERS

first team all-conference and honorable mention all-state his junior season ... team finished second in state as a sophomore ... three-year football and four-year basketball letterwinner ... parents are Mark and Doris Muhammad ... cousin of Baltimore Ravens wide receiver and IU's all-time receptions, yardage and TDs leader, James Hardy (2005-07) ... born on Sept. 8, 1988, DeAundre Javon Muhammad is a recreational sport management major.



**TIM
 O'CONNER**

89

WR • 6-3, 197 • Fr.-R
 Cincinnati, Ohio
 Elder

2010: Redshirted the 2010 season ... suffered a season-ending shoulder injury during preseason camp.

PREP/PERSONAL: Wide receiver for head coach Doug Ramsey at Elder High School ... O'Conner and Hoosier offensive lineman Pete Bachman have been teammates since kindergarten ... finished career with a school-record 120 receptions for 1,659 yards and 22 touchdowns ... two-time honorable mention all-state, all-conference and team receiver of the year ... Elder advanced to the 2008 Division I state championship game and finished year ranked No. 11 in nationally ... caught 15 balls for 184 yards and two scores in the title contest ... 15 catches were a Division I state championship game record and the 184 yards were the sixth-best total ... rated the fifth-best wide receiver and the 33rd-best prospect in Ohio by *OhioVarsity.com* ... three-year football and two-year baseball letterwinner ... first team honors student and a member of the national honor society ... parents are Bill and Renie O'Conner ... brother, Billy, played baseball at IU in 2006 and 2007 ... born on Sept. 16, 1991, Timothy Mark O'Conner is an exploratory student.



**JUSTIN
 PAGÁN**

70

OL • 6-5, 312 • Sr.
 Chicago, Ill.
 St. Patrick

2010 (JUNIOR): Versatile offensive lineman started at left tackle (once), left guard (twice), right guard (six times) and right tackle (once) ... appeared in all 12 contests, started the final 10 and has started 26 of the team's last 29 games ... front five shared 15th nationally surrendering 1.0 sack per game ... offensive line allowed one sack per 42.8 pass attempts, which led the Big Ten ... Pagán did not allow a sack on the year ... IU led the league and ranked 14th nationally with 287.2 passing yards per game ... Hoosiers threw for a school-record 480 yards vs. No. 19 Michigan ... team surpassed 350 passing yards three times and 300 passing yards on six occasions.

2009 (SOPHOMORE): Started the final 11 games of the season at left guard ... offensive line allowed just 16 sacks on the season, a total that ranked second in the Big Ten and shared 28th nationally ... the front five surrendered one sack per 27.5 pass attempts, which ranked second in the Big Ten ... ended year fourth in Big Ten and 35th nationally with 247.9 passing yards per game ... team rushed for over 180 yards on four occasions, including 197 yards at No. 23 Michigan and 196 yards vs. Purdue ... 197 yards was IU's second-highest rushing total in 60 all-time games vs. Michigan.

2008 (FRESHMAN): One of three true freshmen to play for the Hoosiers in 2008 ... played both guard and both tackle positions ... started the final five games of the season and played in the last seven contests overall ... made two starts at left tackle, two at left guard and one at right tackle ... two-time scout team player of the week (Murray State and Michigan State).

PREP/PERSONAL: Offensive lineman for head coach Dan Galante at St. Patrick High School ... rated the No. 37 guard nationally by *ESPN.com* ... *Prep Star* All-Midwest Region selection ... *Pioneer Press* All-Area selection and member of the East Suburban Catholic All-Conference team ... named St. Patrick Most Valuable Offensive Lineman ... three-year football and two-year track letterwinner ... mother is Rozlyn C. Pagán ... born on July 20, 1990, Justin A. Pagán is a criminal justice major.




**MATT
 PEREZ**

24

RB • 5-11, 228 • Fr.-R
 Park Ridge, Ill.
 Maine South

2010: Redshirted the 2010 season ... suffered a season-ending knee injury during preseason camp.

PREP/PERSONAL: Running back and linebacker for head coach David Inserra at Maine South High School ... named *Chicago Sun-Times*, *Chicago Tribune* and *ESPNChicago.com* 2009 Player of the Year ... recognized on *PARADE Magazine's* All-America team ... *MaxPreps* second team All-American and North Stars Offensive Football Player of the Year ... finished career with 5,170 all-purpose yards on 431 touches (11.7 average) and 68 scores ... in two varsity seasons, rushed for 3,393 yards and 56 touchdowns ... as a senior, Maine South went 14-0 for second consecutive season, won second straight Class 8A state title and finished the year ranked fifth nationally ... rushed for 316 yards on 27 carries with five TDs in title game ... yardage was a championship game record and five scores set a Class 8A mark ... posted three 300-yard rushing games ... netted a career-high 347 yards on 24 carries with four TDs, including a 69-yarder, vs. Glenbrook South ... rated the No. 23 prospect in Illinois and the No. 91 running back nationally by *Scout.com* ... two-year football and three-year track letterwinner ... appeared in *Sports Illustrated Faces in the Crowd* (Dec. 21, 2009) ... parents are Dave and Lori Perez ... born on June 29, 1992, Matthew David Perez is an exploratory student.



**PAUL
 PHILLIPS**

86

TE • 6-5, 238 • Fr.-R
 Darnestown, Md.
 Georgetown Prep

2010: Redshirted the 2010 season ... shared offensive scout team player of the year honors with offensive lineman Cody Evers ... two-time scout team player of the week (Towson and Penn State).

PREP/PERSONAL: Tight end for head coach Dan Paro at Georgetown Prep ... team captain earned first team All-*Gazette*, all-state private schools and

T W E N T Y - E L E V E N
INDIANA FOOTBALL
 MEET THE HOOSIERS


All-Sentinel and Examiner as a senior ... selected all-conference, to the Maryland Varsity Dream Team, the Baltimore Touchdown Club Super 22 and the DC Sportsfan Super 60 ... rated the top tight end in the state by *Rivals.com* and the 39th-best tight end nationally by *ESPN.com* ... three-year football letterwinner ... also played basketball, track and lacrosse ... parents are Janet and the late Bill Phillis ... Janet was a swimmer in college and is a competitive equestrian ... Bill played football at the University of Evansville (1972-76) ... has three brothers, Andrew, Colter and Willy ... Andrew was a starting offensive guard at Stanford University (2007-10) and Colter is a junior tight end at the University of Virginia ... both grandfathers lettered in football and basketball in college ... a direct descendant of Lewis and Clark expedition guide John Colter ... born on Aug. 13, 1991, Paul R. Phillips is a business major.



RYAN PHILLIS
 25 DE • 6-3, 229 • Fr.-R
 Boardman, Ohio
 Boardman

2010: Redshirted the 2010 season ... suffered a season-ending foot injury during offseason.

PREP/PERSONAL: Defensive end and offensive tackle for head coach D.J. Ogilvie at Boardman High School ... carded first team All-Federal League, first team All-Northeast Ohio and third team All-Ohio Division I honors as a senior ... set a Boardman single-season record with 160 tackles to go along with nine tackles for loss, four sacks and one forced fumble in 2009 ... played middle linebacker, tight end and fullback as a junior ... received all-conference, all-county and All-Northeast Ohio accolades ... rated the No. 11 defensive lineman in Ohio by *OhioVarsity.com* ... ranked the No. 96 defensive end nationally by *ESPN.com* ... three-year football and two-year baseball letterwinner ... secured a spot on the 3.5-3.99 honor roll ... parents are James and Kelly Phillis ... born on Dec. 3, 1991, Ryan Wayne Phillis is an exploratory student.



ADAM PINES
 10 P • 6-0, 178 • Jr.-R
 Highland Park, Ill.
 Highland Park

2010 (SOPHOMORE): Punted in each of the final four games ... recorded a 40.2 average on 12 punts with a long of 47 (twice) and three inside the 20-yard line ... made collegiate debut and punted three times with a long of 47 and two inside the 20 against No. 15 Iowa ... averaged 44.0 yards on two punts, including a 47-yarder, at No. 6 Wisconsin and booted a 46-yarder vs. Penn State ... punted six times with a long of 44 yards and one inside the 20 in Old Oaken Bucket victory at Purdue.

2009 (FRESHMAN): Did not see any game action in 2009.

PREP/PERSONAL: Played for head coach Kurt Weinberg at Highland Park High School ... named the team's special teams player of the year ... also a member of Highland Park's soccer and track teams ... parents are Seth Pines and Fran Krasnow ... born on June 24, 1990, Adam Pines is an exercise science major.

CAREER STATS

Year	G	No	Yds	Lg	Avg	50+	I20	I10
2010	4	12	482	47	40.2	0	3	0
Totals	4	12	482	47	40.2	0	3	0



COLLIN RAHRIG
 64 OL • 6-2, 254 • Fr.-R
 South Bend, Ind.
 Marian

2010: Redshirted the 2010 season ... two-time scout team player of the week (Northwestern and Wisconsin).


PREP/PERSONAL: Offensive lineman for head coach Reggie Glon at Marian High School ... named Indiana Football Coaches Association Top 50 All-State, honorable mention Associated Press All-State, first team all-conference, *South Bend Tribune* and *Elkhart Truth* Dream Team selection as a senior ... played in the Indiana North vs. South Game ... three-year football and four-year rugby letterwinner ... three-time all-state rugby honoree and a member of the USA Under 17 and Under 18 National Rugby teams ... parents are Kevin and Cindy Rahrig ... born on Oct. 31, 1991, Collin Michael Rahrig is an exercise science major.



NATHAN REISMAN
 30 P • 6-0, 196 • So.-R
 Dallas, Texas
 Pearce

2010 (FRESHMAN): Did not see any game action in 2010 after joining the team as a walk-on during spring practice.

PREP/PERSONAL: Punter for head coach Randy Robertson at Pearce High School ... three-year football and two-year track letterwinner ... parents are Michael Reisman and Harriet Reisman-Snyder ... born on Nov. 2, 1990, Nathan P. Reisman is a business major.



ADAM REPLOGLE
 98 DL • 6-3, 292 • Jr.
 Centerville, Ohio
 Centerville

2010 HONORS: *ESPN* Academic All-District V first team member ... Academic All-Big Ten selection ... received Indiana's Chris Dal Sasso "Outstanding Defensive Lineman" Award.

2010 (SOPHOMORE): Started all 12 games with four starts at defensive end and eight at defensive tackle ... led all IU defensive tackles with 32 tackles and two sacks ... added 3.5 tackles for loss, three quarterback hurries and one pass breakup ... made five stops with one sack and two QB hurries against Northwestern ... posted four tackles vs. Penn State ... collected three tackles apiece against Towson (one TFL and one QB hurry) and at Western Kentucky (half-sack) ... named IU special teams player of the week following the Ohio State game.

2009 HONORS: Named to the *CollegeFootball-News.com* Freshman All-America third team.


2009 (FRESHMAN): Only true freshman to play in 2009 ... played in all 12 games and started the final 11 contests of the season at defensive tackle ... finished third on team with four sacks (16 yards), which ranked second among freshmen defensive tackles and third among all freshmen players in the Big Ten ... added five tackles for loss (18 yards) and 32 tackles, 16 solo ... also played fullback each of the final three games ... made seven tackles, 1.5 sacks and 2.5 tackles for loss at No. 7 Iowa ... posted one sack apiece vs. Purdue and at Virginia ... collected five tackles at No. 19 Penn State and four stops at No. 23 Michigan.

T W E N T Y - E L E V E N
INDIANA FOOTBALL
 MEET THE HOOSIERS

PREP/PERSONAL: Nose tackle for head coach Ron Ullery at Centerville High School ... first team all-state, first team all-district and the Greater Western Ohio Conference and Area Player of the Year as a senior ... named team MVP, first team all-area, first team All-GWOC in 2007 and 2008 ... earned the Anthony Munoz Award (outstanding defensive lineman), the Sonny Unger Award (outstanding team player) and the Elk Iron Award (most fit player) in 2008 ... played in the 2008 Big 33 Ohio vs. Pennsylvania All-Star Game ... three-year football and basketball letterwinner ... parents are Tom and Theresa Replogle ... Tom played football at Virginia Military Institute (1974-77) ... brother, Tyler, played linebacker for the Hoosiers (2007-10) and brother, Mike, is a freshman linebacker for the Hoosiers ... born on Oct. 10, 1990, Adam Patrick Replogle is a criminal justice major.

CAREER STATS

Year	UA	A	Tot	TFL	Sacks	FF	FR	Int	PD
2009	16	16	32	5.0-18	4.0-16	0	0	0	0
2010	10	22	32	3.5-15	2.0-14	0	0	0	1
Totals	26	38	64	8.5-33	6.0-30	0	0	0	1




**CHAD
ROGGEMAN**

42 P • 6-0, 179 • So.-R
 Mishawaka, Ind.
 Mishawaka

2010 (FRESHMAN): Did not see any game action in 2010 ... Academic All-Big Ten selection.

2009: Redshirted the 2009 season.

PREP/PERSONAL: Played for head coaches Bart Curtis and Jim Aldrich at Mishawaka High School ... participated in the Metro All-Star Game ... selected all-area and all-conference ... winner of the Frank M. Steele Mental Attitude Award and the Ironman Award ... three-year football and four-year track letterwinner ... scholar-athlete award winner and member of the national honor society ... parents are John and Bev Roggeman ... John was a running back at IU who lettered from 1979-82 ... born on Sept. 25, 1990, Chad J. Roggeman is an elementary education major.



**LEE
ROSE**

31 LB • 6-1, 224 • Jr.-R
 Charlotte, N.C.
 University of Richmond

2010 (SOPHOMORE): Made collegiate debut in season-opening victory over Towson and recorded four tackles ... also played in Old Oaken Bucket victory at Purdue.

2009: Transferred from the University of Richmond and sat out the 2009 season due to NCAA transfer rules ... named scout team player of the week following the Michigan game.

2008 (FRESHMAN): Did not see any game action in 2008 at the University of Richmond.

PREP/PERSONAL: Linebacker and fullback for head coach Jason Estep at Charlotte Christian Academy ... made the all-state team on defense in 2005 and 2006, the all-conference team on defense in 2005, 2006 and 2007, and the all-conference team on offense in 2006 ... elected to the Oasis Shrine Bowl and named defensive captain of the North Carolina Shire Bowl team ... three-time team captain recognized as team MVP in 2006 ... four-year football, wrestling and track letterwinner ... two-time state wrestling champion (2006-07) at 215 pounds ... finished first in the conference and third in the state in the shot put ... member of the national honor society ... parents are Mike and Kari Rose ... Mike was a linebacker at IU who lettered from 1981-83 ... born on March 29, 1990, Lee Rose is a SPEA management major.



**TEDDY
SCHELL**

17 QB • 6-5, 229 • Sr.-5th
 Barrington, Ill.
 Barrington

2010 (JUNIOR): Served as team's holder on field goals and extra points ... the Hoosiers hit 18-of-21 field goals and all 38 extra point attempts ... Academic All-Big Ten selection.

2009 (SOPHOMORE): Holder on field goals and extra points ... Nick Freeland kicked 14 field goals and connected on all 34 extra point attempts ... Academic All-Big Ten selection.

2008 (FRESHMAN): Made first collegiate appearance against Wisconsin at quarterback ... finished 1-of-4 for six yards.

2007: Redshirted the 2007 season ... two-time scout team player of the week (Akron and Wisconsin).

PREP/PERSONAL: Quarterback for head coach Joey Sanchez at Barrington High School ... top-rated quarterback in the state of Illinois by *Scout.com* and *Rivals.com* ... led conference in passing yardage, completion percentage and touchdowns as a senior ... All-Mid-Suburban League, *Daily Herald* All-Area, *Chicago Tribune* All-State special mention and Illinois High School Coaches Association (IHSCA) 8A All-State honorable mention

... holds school single-season records for passing yards (1,810), touchdown passes (20) and completion percentage (67 percent) ... led the highest scoring offense in school history ... IHSA 8A Academic All-State selection ... two-year football and three-year baseball letterwinner ... parents are Ward and Mary Schell ... born on Feb. 24, 1989, Edward William Schell is an English and philosophy double major.



**CHAD
SHERER**

42 LB • 6-0, 221 • Jr.-R
 Cicero, Ind.
 Hamilton Heights

2010 (SOPHOMORE): Started three times and played in all 12 games at linebacker and on special teams ... collected 25 tackles, 12 solo ... made first career start in season-opening victory over Towson ... posted seven stops in win over Akron and six tackles at No. 6 Wisconsin ... collected three stops apiece against Towson, at Western Kentucky and at No. 2 Ohio State ... two-time IU special teams player of the week and a member of the team's One-Play Warrior Club (special teams players of the year).

2009 (FRESHMAN): Appeared in all 12 games at linebacker and on special teams ... made seven tackles, six solo.

2008: Redshirted the 2008 season ... named co-defensive scout team player of the year with Nicholas Sliger ... four-time scout team player of the week (Ball State, Iowa, Northwestern and Penn State).

PREP/PERSONAL: Outside linebacker and running back for head coaches Gene Starrett and Chuck Reeves at Hamilton Heights High School ... all-state selection and all-conference first team honoree in both 2006 and 2007 ... recognized on the *Indiana Football Digest* Prime Time 25 and the *Indiana High School Football Guide* Tremendous 26 Teams ... *Prep Star* All-Midwest Region selection ... held school records in rushing yards, touchdowns, points scored and carries ... selected to the Hamilton County All-Star Team ... four-year football, basketball and baseball letterwinner ... parents are Devon and Carmelita Sherer ... brother, Dustin, played quarterback at the University of Wisconsin (2006-09) ... born on June 10, 1989, Chadwick Jeremy Sherer is a general studies major.

CAREER STATS

Year	UA	A	Tot	TFL	Sacks	FF	FR	Int	PD
2009	6	1	7	0-0	0-0	0	0	0	0
2010	12	13	25	0-0	0-0	0	0	0	0
Totals	18	14	32	0-0	0-0	0	0	0	0

T W E N T Y - E L E V E N
INDIANA FOOTBALL
 MEET THE HOOSIERS



**NICHOLAS
 SLIGER**

75

DT • 6-3, 292 • Jr.-R
 Cicero, Ind.
 Hamilton Southeastern

2010 (SOPHOMORE): Defensive tackle appeared in 11 games with one start at Western Kentucky ... posted nine tackles and 1.5 tackles for loss ... made three stops with one TFL in season-opening win over Towson ... tallied three tackles against Northwestern and added a half-tackle for loss at Illinois.


2009 (FRESHMAN): Played in all 12 games at defensive tackle ... posted seven tackles, one tackle for loss and one interception ... picked off a pass at No. 23 Michigan ... carded a TFL in team's win over Western Michigan.

2008: Redshirted the 2008 season ... named co-defensive scout team player of the year with linebacker Chad Sherer ... two-time scout team player of the week (Michigan State and Iowa).

PREP/PERSONAL: Defensive tackle and offensive lineman for head coaches Scott May and Rob Cutter at Hamilton Southeastern High School ... awarded Indiana Mr. Football - defensive line award (first place) ... named to the *Indianapolis Star* All-North (twice) and Super Teams ... Associated Press All-State selection and recognized as one of the state's top 50 players by the Indiana Football Coaches Association (twice) ... two-time all-conference and all-county selection ... recognized on the *Bloomington Herald-Times* Top 33, the *Indiana Football Digest* Prime Time 25 and the *Indiana High School Football Guide* Tremendous 26 Teams ... rated the No. 56 defensive tackle nationally by *ESPN.com* and No. 73 by *Scout.com* ... ranked the No. 15 prospect in the state by *Scout.com* and *Rivals.com* ... *Prep Star* All-Midwest Region selection ... three-year football letterwinner also collected letters in wrestling and track ... parents are Bruce and Kathy Sliger ... born on July 30, 1989, Nicholas M. Sliger is a recreational sport management major.

CAREER STATS

Year	UA	A	Tot	TFL	Sacks	FF	FR	Int	PD
2009	2	5	7	1.0-2	0-0	0	0	1	1
2010	3	6	9	1.5-2	0-0	0	0	0	0
Totals	5	11	16	2.5-4	0-0	0	0	1	1



**PETER
 ST. FORT**

36

CB • 6-0, 182 • Jr.-R
 Naples, Fla.
 Golden Gate

2010 (SOPHOMORE): Did not see any game action in 2010.

2009 (FRESHMAN): Did not see any game action in 2009 ... named scout team player of the week following the Illinois game.

2008: Redshirted the 2008 season ... named scout team player of the week following the Murray State game.

PREP/PERSONAL: Defensive back for head coach Dave Tanner at Golden Gate High School ... first team All-Southwest Florida safety, all-district safety and all-conference defensive back ... rated the No. 42 safety nationally by *ESPN.com* ... *Prep Star* All-Southeast Region selection ... first in family to attend college ... honor roll student ... three-year football letterwinner ... also played basketball and ran track ... became second player from Golden Gate to ever sign with a Football Bowl Subdivision program ... mother is Yvance Jean-Louis ... born on Aug. 20, 1989, Peter A. St. Fort is a sport communication-broadcast major.



**GREG
 SVARCZKOPF**

59

LB • 5-9, 217 • Jr.-R
 Fort Wayne, Ind.
 Bishop Dwenger

2010 (SOPHOMORE): Did not see any game action in 2010.

2009 (FRESHMAN): Did not see any game action in 2009.

2008: Redshirted the 2008 season.

PREP/PERSONAL: Played for head coach and father Chris Svarczkopf at Bishop Dwenger High School ... high school teammate of Hoosier offensive lineman Steve Fiacable and defensive tackle Mick Mentzer ... finished career with 218 tackles, 29 sacks and seven fumble recoveries ... second all-time on Bishop Dwenger's career sacks list ... named first team all-conference, all-area, all-state and *Northeast Indiana GameNight's* Lineman of the Year ... three-year football, three-year wrestling (captain) and four-year track (captain) letterwinner ... parents are Chris and Jane Svarczkopf ... born on Nov. 7, 1989, Gregory James Svarczkopf is a social studies education major.




**ISHMAEL
 THOMAS**

43

LB • 6-4, 215 • Fr.-R
 Detroit, Mich.
 Renaissance

2010: Redshirted the 2010 season ... named co-defensive scout team player of the year with linebacker Chase Hoobler ... three-time scout team player of the week (Towson, Arkansas State and Penn State).

PREP/PERSONAL: Linebacker and quarterback for head coach Antonio Watts at Renaissance High School ... battled a turf toe injury in 2009 ... started at linebacker and quarterback ... finished season with 22 tackles and six tackles for loss in addition to 108 passing yards and two touchdowns ... collected 73 tackles, 18 TFLs, two sacks and two interceptions with one TD return as a junior ... honorable mention All-Detroit selection ... ranked the No. 17 prospect in Michigan by *Rivals.com*, the No. 25 prospect in Michigan by *Scout.com* and the No. 55 outside linebacker nationally by *ESPN.com* ... two-year football letterwinner also a track standout ... honor roll student and member of the national honor society ... parents are Saeed and Jenice Thomas ... born on March 4, 1992, Ishmael S. Thomas is a sport marketing and management major.



**JEFF
 THOMAS**

53

LB • 6-1, 244 • Sr.-5th
 Millbrae, Calif.
 Foothill (Calif.) CC

2010 (JUNIOR): Played in all 12 games with nine starts ... started the final eight games at middle linebacker and made one start outside ... finished second on the team with 82 tackles, 45 solo stops, 7.5 tackles for loss and two interceptions ... added one sack, two quarterback hurries and one pass breakup ... recorded two games with double-digit tackles and four games with at least eight stops ... posted 13 stops, five solo, with one TFL at Illinois ... made 10 tackles, seven solo, to go along with one tackle for loss and two quarterback hurries against Northwestern ... turned in a huge effort in Old Oaken Bucket victory at Purdue with eight tackles, three TFLs and interception in overtime setting up game-winning field goal ... earned IU's Terry P. Cole "Impact Player" Award as the team's most outstanding player in the Purdue game ... tallied eight stops, six solo in win over Arkansas State ... finished with six tackles, first career interception and 1.5 tackles for loss at No. 2 Ohio State ... corralled seven stops with first career sack vs. Penn State ... enrolled at IU in January and participated in spring practice ... voted a game captain twice

T W E N T Y - E L E V E N
INDIANA FOOTBALL
 MEET THE HOOSIERS

... two-time IU special teams player of the week and a member of the team's One-Play Warrior Club (special teams players of the year).

2009 (SOPHOMORE): Linebacker for head coach Doug Boyett at Foothill Community College in Los Altos Hills, Calif. ... rated the No. 4 junior college middle linebacker by *Scout.com* ... set Foothill's career tackles record ... named the NorCal Conference Defensive Player of the Year, first team All-American, all-state and all-league ... collected a conference-best 104 tackles, 14.5 tackles for loss, two sacks, two interceptions, two forced fumbles and six pass breakups.

2008 (FRESHMAN): Named first team all-conference and all-state ... started in 2008 after greyshirting in 2007.

PREP/PERSONAL: Fullback for head coach Patrick Walsh at Junipero Serra High School in San Mateo, Calif. ... played fullback all four years ... garnered all-league and all-county recognition ... parents are Jeff and Rouselyn Thomas ... born on June 1, 1989, Jeffrey Craig Thomas is a general studies major.

CAREER STATS

Year	UA	A	Tot	TFL	Sacks	FF	FR	Int	PD
2010	45	37	82	7.5-20	1.0-1	0	0	2-0	3
Totals	45	37	82	7.5-20	1.0-1	0	0	2-0	3



NICK TURNER
 26 | RB • 6-0, 187 • So.-R
 Indianapolis, Ind.
 Southport

2010 (FRESHMAN): Rushed for 157 yards on 28 carries (5.6 average) with one touchdown in 11 games ... made seven catches for 54 yards and returned 12 kicks for 253 yards ... carded first career 100-yard game with 103 yards on 11 attempts (9.4 average) at No. 6 Wisconsin ... recorded a 67-yard rush in the game, the team's longest of the season, and added 50 kick return yards en route to a season-high 155 all-purpose yards ... collected a 24-yard TD, in victory at Western Kentucky ... two-time IU special teams player of the week and a member of the team's One-Play Warrior Club (special teams players of the year).


2009: Redshirted the 2009 season ... shared offensive scout team player of the year honors ... three-time scout team player of the week (Akron, Iowa and Purdue).

PREP/PERSONAL: Running back for head coach Bill Peebles at Southport High School ... named Indiana Football Coaches Association Top 50 All-State and Indiana AP Class 5A All-State as a senior ... *Indianapolis Star's* 2008 Marion County

Player of the Year and an All-Conference Indiana honoree ... rushed for a school-record 2,062 yards on 256 carries (8.1 average) with a school-best 26 touchdowns ... recorded six games over 200 yards and three over 250 ... crossed the goal line six times with 203 yards vs. Bloomington North and five times with 206 yards against Perry Meridian ... Southport went 9-2, its first winning season since 1995, and captured the program's first Conference Indiana title ... two-year football and four-year track letterwinner ... skipped junior season to focus on track, where he advanced to state meet on three occasions in the 200 meters ... placed fourth in state as a freshman with the fastest freshman time in state history ... spent 2008 summer with the Indy Storm USA Track and Field team ... mother is Gayle Turner ... born on Oct. 20, 1990, Nickolas Scott Turner is a telecommunications major.

CAREER STATS

Year	Att	Yards	TD	Lg	Avg/C	Avg/G
2010	28	157	1	67	5.6	14.3
Totals	28	157	1	67	5.6	14.3




ALEXANDER WEBB
 27 | CB • 6-0, 188 • Jr.-R
 Mequon, Wis.
 Homestead

2010 (SOPHOMORE): Did not see any game action in 2010.

2009 (FRESHMAN): Did not see any game action in 2009 ... two-time scout team player of the week (Virginia and Wisconsin) ... joined the team during spring practice.

PREP/PERSONAL: Cornerback for head coach Dave Keel at Homestead High School ... second team all-state, first team all-area and first team all-conference as a senior ... 2007 North Shore Conference Defensive Back of the Year and the team's most improved player ... team captured the 2006 state title with a perfect 14-0 mark ... two-year football, two-year track and one-year basketball letterwinner ... graduated with honors ... parents are Gregory and Juliet Webb ... born on June 11, 1990, Alexander Gregory Webb is a finance major.



XAVIER WHITAKER
 18 | RB • 6-2, 222 • Fr.-R
 Brookfield, Wis.
 Brookfield Central

2010: Redshirted the 2010 season ... suffered a season-ending knee injury.


PREP/PERSONAL: Running back for head coach Doug Lange at Brookfield Central High School ... suffered a season-ending ACL injury on the first play of the second game in 2009 ... as a junior, named conference offensive player of the year, first team all-league, all-suburban and All-Waukesha County ... rated the No. 13 prospect in Wisconsin and the No. 54 running back nationally by *Scout.com* ... three-year football and one-year track letterwinner ... parents are Larry and Kelly Whitaker ... born on Sept. 18, 1991, Xavier Drew Whitaker is a telecommunications major.



BRIAN WILLIAMS
 6 | CB • 6-0, 181 • Fr.-R
 Lawrenceville, Ga.
 Peachtree Ridge

2010: Redshirted the 2010 season ... two-time scout team player of the week (Ohio State and Illinois).

PREP/PERSONAL: Cornerback for head coach Bill Ballard at Peachtree Ridge High School ... first team All-*Gwinnett Daily Press* and all-region selection as a senior ... team advanced to the 2008 state championship, where Williams recorded one INT, and finished the year 12-3 ... also a track standout ... 4x400 relay finished second at regionals and sixth at state in 2009 ... parents are Terrence Williams and Allyson Galassi ... born on Nov. 22, 1991, Brian DeAndre Williams is a fine arts: studio art major.



DARIUS WILLIS
 28 | RB • 6-0, 220 • Jr.-R
 Indianapolis, Ind.
 Franklin Central

2010 (SOPHOMORE): Played in first four games before missing remainder of the season with a knee injury ... started three times and rushed for 278 yards on 64 carries (4.3 average) with four touchdowns ... caught 11 passes for 102 yards with one score ... averaged 95.0 all-purpose yards ... opened year in win over Towson with fourth career 100-yard game ... posted 102 yards on just 14 carries (7.3)

T W E N T Y - E L E V E N
INDIANA FOOTBALL
 MEET THE HOOSIERS

with two TDs, including a 49-yarder ... scored twice on the ground and once in the air against No. 19 Michigan ... made a career-high seven receptions for a career-best 53 yards ... rushed 19 times for 87 yards in victory over Akron ... voted Western Kentucky game captain.

2009 HONORS: Named to the *ESPN.com* and *Rivals.com* All-Big Ten freshman team and selected third team All-Big Ten by *Phil Steele's* magazine.

2009 (FRESHMAN): Started six times and played in nine games ... paced team with 607 yards, 67.4 yards per game, a 4.9 average, 123 attempts and six scores ... per game average ranked eighth among freshmen nationally and second among freshmen in the Big Ten ... ranked fifth in the Big Ten with 67.4 rushing yards per game and shared eighth with 4.0 points per game ... most yardage for an IU freshman since BenJarvus Green-Ellis had 938 in 2003 ... became first freshman since Green-Ellis to lead the team in rushing ... compiled three 100-yard games, three 60-plus yard runs (85-TD, 70-TD and 64), all in Big Ten play ... also caught 10 passes for 88 yards ... ran for 152 yards on just 16 carries (9.5 average) and scored twice at No. 23 Michigan ... second touchdown went for 85 yards, the third-longest rush in IU history, the longest allowed by the Wolverines since 1987 and the second longest in the Big Ten in 2009 ... became the first freshman since De'Wayne Hogan (at Wisconsin, 1997) to break 100 yards in Big Ten debut ... capped year with 142 yards on 19 carries (7.5) with a long of 64 yards vs. Purdue ... garnered 103 yards on 14 attempts (7.4) with two TDs at Northwestern ... raced 70 yards to paydirt on IU's first play.

2008: Redshirted the 2008 season ... named offensive scout team player of the year with center Will Matte ... three-time scout team player of the week (Michigan State, Iowa and Illinois).

PREP/PERSONAL: Running back for head coach Lance Scheib at Franklin Central High School ... played in the Under Armour All-American High School Game and placed second in the Marine Corps Skills Challenge ... rushed for 1,728 yards and 28 scores en route to a runner-up finish for Indiana Mr. Football ... an all-state, All-Marion County and all-conference selection ... named *Indianapolis Star* County Player of the Year ... team MVP was a member of the *Indiana Football Digest* Prime Time 25 and the *Bloomington Herald-Times* Top 33 ... rated the No. 41 running back nationally by *Rivals.com* and *Scout.com* and ranked the No. 48 running back nationally by *ESPN.com* ... the No. 4 prospect in the state of Indiana by *Scout.com* and the No. 5 prospect in the state by *Rivals.com* ... *Prep Star* All-Midwest Region selection ... All-Marion County, a Tremendous 26 selection, a Best of the Best honoree and the team most valuable player in 2006 ... four-year football letterwinner also collected letters in basketball, baseball, track and wrestling ... finished fourth in the 4x100 relay, setting school record at the 2007 state meet

... second at the 2007 Conference Indiana and sectional meets and set school record at regionals in the 200m ... an honor roll student ... parents are Edward and Tracy Wynn ... born on Oct. 12, 1988, Darius O. Willis is a public and non-profit management major.

CAREER RUSHING STATS

Year	Att	Yards	TD	Lg	Avg/C	Avg/G
2009	123	607	6	85	4.9	67.4
2010	64	278	4	49	4.3	69.5
Totals	187	885	10	85	4.7	68.1

CAREER RECEIVING STATS

Year	Rec	Yds	TD	LG	Rec/G	Avg/C	Avg/G
2009	10	88	0	15	1.1	8.8	9.8
2010	11	102	1	19	2.8	9.3	25.5
Totals	21	190	1	19	1.6	9.0	14.6



DUWYCE WILSON

81

WR • 6-3, 197 • So.-R
 Columbus, Ind.
 Columbus East

2010 HONORS: Selected to *ESPN.com* and *Rivals.com* All-Freshman teams ... honorable mention *CollegeFootballNews.com* All-Freshman team.

2010 (FRESHMAN): Made four starts and appeared in all 12 games ... caught 32 balls for 488 yards with three touchdowns ... led the team with 15.2 yards per reception ... also returned eight kickoffs for 180 yards ... tied for second all-time among Indiana freshman receivers in catches, third in yards and tied for third in TDs ... grabbed eight 20-plus yard and four 35-plus yard receptions ... pulled in four catches for a season-best 71 yards and a 39-yard TD against Northwestern ... recorded a season-high five receptions for 45 yards and returned four kicks for 103 yards vs. No. 15 Iowa ... added 68 yards on four catches in win over Akron and posted season-long 62-yard score at No. 6 Wisconsin ... collected first career touchdown vs. No. 19 Michigan ... named IU special teams player of the week following the Iowa game.

2009: Redshirted the 2009 season ... two-time scout team player of the week (Illinois and Iowa).

PREP/PERSONAL: Wide receiver for head coach Bob Gaddis at Columbus East High School ... high school teammate of Hoosier quarterback Dusty Kiel ... named Indiana Football Coaches Association Top 50 All-State and Indiana AP Class 4A All-State ... 2008 Indiana Mr. Football at wide receiver ... also earned all-area and all-conference accolades ... hauled in 49 receptions for 1,258 yards and 14 touchdowns ... rated the No. 6 prospect in the state of Indiana by *Rivals.com* and the No. 38 wide receiver nationally by *Scout.com* ... caught 48 passes for 961 yards and 12 touchdowns as a junior ...

named to *Bloomington Herald-Times* All-Area team ... an all-county selection and the Columbus Area Player of the Year ... also ran track ... won the state long jump title (23'6") and was a regional champion in the 4x100m relay as a senior ... parents are Duwyce Wilson, Sr., and Celestine Wilson ... born on July 17, 1990, Duwyce Edward Wilson, Jr., is a speech and hearing sciences major.

CAREER STATS

Year	Rec	Yds	TD	LG	Rec/G	Avg/C	Avg/G
2010	32	488	3	62	2.7	15.2	40.7
Totals	32	488	3	62	2.7	15.2	40.7



EDWARD WRIGHT-BAKER

7

QB • 6-1, 217 • So.-R
 Jeffersonville, Ind.
 Jeffersonville

2010 (FRESHMAN): Appeared in five games, including four Big Ten contests ... completed 5-of-12 passes for 80 yards with one touchdown and one interception ... rushed eight times for 25 yards ... made collegiate debut in season-opening win against Towson ... threw a 62-yard TD at No. 6 Wisconsin ... took 14 snaps with 15 rushing yards and seven passing yards vs. Penn State.

2009: Redshirted the 2009 season.

PREP/PERSONAL: Dual-threat quarterback for head coach Steve Cooley at Jeffersonville High School ... high school teammate of Hoosier defensive end Mike Carter ... first commit to the 2009 signing class ... rated the No. 20 dual-threat quarterback nationally by *Rivals.com*, the No. 36 athlete nationally by *ESPN.com* and the No. 45 quarterback nationally by *Scout.com* ... ranked the No. 12 prospect in the state of Indiana by *Rivals.com* ... set 12 career records at Jeffersonville and finished his career as the school's all-time passing leader with 6,558 yards, 271 completions and 511 attempts ... responsible for 2,597 total yards and 31 touchdowns as a senior ... all-state honorable mention and first team all-area ... responsible for 2,779 total yards and 39 touchdowns his junior season ... honorable mention all-state, area player of the year and first team all-area ... Jeffersonville earned the 5A sectional title for the first time in the decade ... four-year football and three-year basketball letterwinner ... parents are Edward Wright and Sandi Baker ... born on June 23, 1990, Edward Wright-Baker is a criminal justice major.

CAREER PASSING STATS

Year	Cmp	Att	Int	Yds	TD	Lg	Pct	Avg/G	Effic
2010	5	12	1	80	1	62	41.7	16.0	108.5
Totals	5	12	1	80	1	62	41.7	16.0	108.5

CAREER RUSHING STATS

Year	Att	Yards	TD	Lg	Avg/C	Avg/G
2010	8	25	0	7	3.1	5.0
Totals	8	25	0	7	3.1	5.0

T W E N T Y - E L E V E N
INDIANA FOOTBALL
 MEET THE HOOSIERS



**LOGAN
 YOUNG**

80

WR • 6-3, 203 • Fr.-R
 Muncie, Ind.
 Delta

2010: Redshirted the 2010 season ... named scout team player of the week following the Iowa game.

PREP/PERSONAL: Wide receiver for head coach Grant Zgunda at Delta High School ... high school teammate of Hoosier defensive back Greg Heban ... named Indiana Football Coaches Association Top 50 All-State and Indiana Associated Press Class 4A All-State as a senior ... 2009 Indiana Mr. Football at wide receiver and the East Central Indiana Player of the Year ... 3,110 career receiving yards ranked fifth all-time in Indiana High School Athletic Association (IHSAA) history ... owned school records in receptions, yardage and touchdowns ... averaged 118.8 yards per game with 72 receptions for 1,529 yards (21.2 average) and 15 touchdowns as a senior ... yardage ranked seventh on the IHSAA single-season list ... selected all-state and all-conference as a junior... rated the No. 11 prospect in Indiana by *Rivals.com* ... four-year football and basketball and two-year track letterwinner ... four-year honor roll student ... parents are Jon and Karen Young ... has three brothers, Neal, Cody and Brady ... Neal coaches basketball at Louis University, Cody is a member of the Baltimore Orioles organization and Brady plays football at Wabash College ... born on Sept. 11, 1991, Logan Thomas Young is a marketing major.



**MATT
 ZAKRZEWSKI**

40

LB • 6-2, 230 • Fr.-R
 Traverse City, Mich.
 St. Francis

2010: Redshirted the 2010 season ... selected special teams scout team player of the year ... named scout team player of the week following the Northwestern game.

PREP/PERSONAL: Safety and running back for head coach Greg Vaughan at St. Francis High School ... made 234 tackles with 11 interceptions, including a 100-yard TD return, in career ... also rushed 48 times for 432 yards (9.0 average) ... as a senior, earned first team all-state recognition from the *Detroit Free Press* and *Detroit News* ... St. Francis claimed back-to-back state championships (Division 7) in 2008 and 2009 after reaching the title game in 2007 ... team posted a 14-0 mark in 2009 ... two-time *Record Eagle* All-Region Dream Team honoree ... collected first team all-state from the *Detroit News* and in 2008 ... rated the No. 14 prospect in Michigan and the No. 48 outside linebacker nationally by *Scout.com* ... three-year football and two-year basketball and track letterwinner ... three-year scholar-athlete also a honor roll student ... parents are Tim and Helen Zakrzewski ... born on Oct. 9, 1991, Matthew James Zakrzewski is an exploratory student.



**JAKE
 ZUPANCIC**

21

S • 5-10, 207 • Fr.-R
 Indianapolis, Ind.
 Cathedral

2010: Redshirted the 2010 season ... three-time scout team player of the week (Towson, Akron and Wisconsin).

PREP/PERSONAL: Preferred walk-on played safety for head coach Rick Streiff at Cathedral High School ... high school teammate of wide receiver Kofi Hughes ... named Indiana Football Coaches Association Top 50 All-State and Indiana Associated Press Class 4A All-State honorable mention as a senior ... 2009 Indiana Mr. Football at defensive back ... collected 87 tackles, one interception and 3.5 sacks in 2009 ... made 95 stops with seven INTs in 2008 ... also an all-state lacrosse player ... parents are Tom and Carrie Zupancic ... born on April 2, 1991, Jacob August Zupancic is a legal studies major.



The Hoosiers celebrate their 2010 Old Oaken Bucket victory in West Lafayette.

T W E N T Y - E L E V E N
INDIANA FOOTBALL
 NEWCOMERS



**MATT
DOOLEY**

91

LS • 6-4, 250 • Fr.
 Phoenix, Ariz.
 Scottsdale Christian

PREP/PERSONAL: Long snapper at Scottsdale Christian Academy ... earned first team all-state honors from the *Arizona Republic* ... also played tight end and defensive end ... first student-athlete from Scottsdale Christian Academy to ever receive a FBS football scholarship ... parents are John and Christina Dooley ... born on Feb. 24, 1993, Matt Dooley intends to study history.



**PEYTON
ECKERT**

59

OL • 6-6, 295 • Fr.
 Arlington Heights, Ill.
 Prospect

PREP/PERSONAL: Offensive lineman for head coach Brent Pearlman at Prospect High School ... projects as an offensive lineman at Indiana ... an All-Mid Suburban League selection as a senior ... team posted a 9-2 record and advanced to the 2010 state playoffs ... two-year football and one-year track letterwinner ... a member of Prospect's Talent Development Program ... parents are Tom and Lily Eckert ... Tom played one season of football at the University of Wyoming and three seasons at Augustana College ... born in Paris, France, on March 1, 1993, Peyton Eckert intends to study business.



**RALSTON
EVANS**

62

OL • 6-4, 280 • Fr.
 Indianapolis, Ind.
 Arlington

PREP/PERSONAL: Offensive guard and defensive end for head coach Rob Patchett at Arlington High School ... enrolled in classes for spring semester and participated in spring practice ... Indiana Football Coaches Association Top 50, first team *Indianapolis Star* Super Team and *Indianapolis Star* All-City in 2010 ... a three-time all-conference and two-time all-city selection during his career ... Arlington won two conference championships in his four years ... started at guard and graded out at 90 percent with an average of five pancakes per game as a senior ... made 62 tackles, 14 tackles for loss, with five sacks, a 65-yard interception touchdown, one forced fumble and one fumble recovery on the defensive line ... rated the No. 9 prospect in Indiana and the No. 33 offensive guard nationally by *Rivals.com* ... rated the No. 12

prospect in Indiana by *Scout.com* ... three-year starter named the team's defensive player of the year and the most valuable player on the offensive line ... four-year football, three-year basketball and baseball letterwinner ... mother is Patricia Pack ... aunt and uncle are Earl and Angie Pack ... born on Aug. 31, 1992, Ralston Dwayne Evans intends to study sport medicine.



**FORISSE
HARDIN**

4

S • 6-1, 205 • Fr.
 Louisville, Ky.
 Ballard

PREP/PERSONAL: Safety, linebacker and running back for head coach Mike Jackson at Ballard High School ... projects as a safety at Indiana ... 2010 all-state and all-district selection ... made 80 tackles, 63 solo, with four tackles for loss, two interceptions and two fumble recoveries ... also rushed 54 times for 351 yards and four touchdowns in addition to 24 receptions for 297 yards and two scores ... rated the No. 10 prospect in Kentucky and the No. 74 safety nationally by *Scout.com* ... rated the No. 11 prospect in Kentucky by *Super Prep* ... played strong safety as a sophomore and linebacker as a junior ... honorable mention all-state as a junior and all-district as a sophomore and junior ... picked off four passes in both sophomore and junior seasons ... also a basketball and track standout ... "A" honor roll student ... parents are Freeman and Teresa Hardin ... brother, Drew, is a safety at IU and redshirted the 2010 season ... born on May 6, 1993, Forisse A. Hardin intends to study athletic training.



**STEPHEN
HOUSTON**

12

RB • 6-0, 220 • So.-R
 Little Rock, Ark.
 Independence (Kan.) CC

2010 (FRESHMAN): Running back for head coach Steve Carson at Independence (Kan.) Community College ... rushed for 1,082 yards and five touchdowns on 165 carries.

2009: Redshirted the 2009 season at Independence (Kan.) Community College.

PREP/PERSONAL: Played at Lakota West High School in Ohio as a senior ... collected 887 rushing yards with 11 touchdowns ... transferred to Lakota after playing in Arkansas his junior campaign ... also a standout hurdler ... mother is Sharlie Deloney ... Stephen Houston was born on Oct. 28, 1991.



**MICHAEL
HUNTER**

17

CB • 6-1, 170 • Fr.
 Monroe, La.
 West Monroe

PREP/PERSONAL: Cornerback for head coach Don Shows at West Monroe High School ... projects as a cornerback at Indiana ... member of the 2009 and 2010 All-Northeast Louisiana and all-district teams ... all-state selection as a senior and honorable mention as a junior ... recorded 44 tackles, forced a pair of fumbles and recovered three fumbles in 2010 ... also picked off one pass, broke up five passes and blocked a kick ... rated the No. 81 cornerback nationally by ESPN.com ... four-year football letterwinner also lettered in basketball and track ... academic all-state selection as a senior boasted a 4.0 grade point average ... parents are Michael and Jackie Hunter ... Michael played basketball at Grambling State University and is currently the head men's basketball coach at West Monroe ... born on April 19, 1993, Michael Hunter intends to study physical therapy.



**DAVID
KAMINSKI**

68

OL • 6-4, 275 • Fr.
 Strongsville, Ohio
 Strongsville

PREP/PERSONAL: Offensive and defensive lineman for head coach Russ Jacques at Strongsville High School ... projects as an offensive lineman at Indiana ... selected first team Division I Northeast Lakes All-District and first team All-Northeast Ohio Conference in 2010 ... third team all-state selection and named a first team all-star by *The Post Newspapers* ... team's outstanding offensive lineman and captain, blocked at an 89-percent efficiency and recorded 38 pancakes in seven games ... starter at right tackle and saw time at defensive end ... 2008 honorable mention Northeast Ohio All-Conference ... started every game as team advanced to 2008 state championship ... three-year starter on the offensive line ... carried a 4.0 grade point average and a four-year academic award winner ... two-year member of the national honor society and the Mu Alpha Theta Math National Honor Society ... parents are Bob and Linda Kaminski ... born on July 28, 1993, David Michael Kaminski intends to study business.

T W E N T Y - E L E V E N
INDIANA FOOTBALL
 NEWCOMERS



**KYLE
 KENNEDY**

51

LB • 6-3, 220 • Fr.
 Indianapolis, Ind.
 Cathedral

PREP/PERSONAL: Linebacker for head coach Rick Streiff at Cathedral High School ... projects as a linebacker at Indiana ... high school teammate of Hoosier wide receiver Kofi Hughes and safety Jake Zupancic ... Indiana Associated Press Class 4A All-State, first team *Indianapolis Star* Super Team and *Indianapolis Star* All-City as a senior ... posted 57 tackles, seven tackles for loss, three sacks, two forced fumbles, one fumble recovery and three passes defended ... Cathedral went 12-3 and claimed the 2010 state championship ... defensive captain named 2010 Cathedral High School Christian Scholar-Athlete ... rated the No. 14 prospect in Indiana by *Rivals.com* and the No. 18 prospect in Indiana by *Scout.com* ... all-state as a junior ... three-year starter a part of 2008 and 2010 state title teams and 2009 semistate team ... three-year football and two-year lacrosse letterwinner ... four-year honor roll student and national honor society member ... parents are Tim and Linda Kennedy ... born on Nov. 6, 1992, Kyle W. Kennedy intends to study business.



**CODY
 LATIMER**

3

WR • 6-3, 205 • Fr.
 Dayton, Ohio
 Jefferson Township

PREP/PERSONAL: Wide receiver and defensive back for head coach Daniel Parks at Jefferson Township High School ... projects as a wide receiver at Indiana ... first team all-conference and second team all-area as a senior ... hauled in 42 catches for 722 yards and six touchdowns in addition to 372 rushing yards, six TDs and 27 carries in just eight games as a senior ... made 89 tackles, four interceptions (one score) and forced two fumbles ... on special teams, returned 13 kickoffs for 450 yards and four touchdowns and added a punt return TD ... rated the No. 19 prospect in Ohio and the No. 49 wide receiver nationally by *Rivals.com* ... rated the top wide receiver in Ohio by *OhioVarsity.com* ... caught 45 passes for 960 yards and eight scores as a junior ... rushed for 260 yards on 24 attempts and six touchdowns while returning three kicks for 194 yards ... also led the team with 95 tackles ... two-year football letterwinner also played basketball and baseball ... honor roll student ... parents are Tonya and Robert Dunson ... born on Oct. 10, 1992, Cody Derek Latimer intends to study kinesiology.



**GREGORY
 LEWIS**

79

OL • 6-5, 300 • Fr.
 Fort Lauderdale, Fla.
 Chaminade-Madonna

PREP/PERSONAL: Offensive lineman for head coach Tim Tyrrell at Chaminade-Madonna College Prep ... projects as an offensive lineman at Indiana ... honorable mention all-county in 2010 ... Chaminade-Madonna earned the district championship ... allowed only one sack in four-year career ... played for Broward County in the South Florida All-Star Game ... also participated in the Nike All-Star Game and the Under Armour All-Star Game ... four-year football and one-year basketball letterwinner ... mother is Melissa Walker ... born on June 7, 1993, Gregory Lewis intends to study music.



**JAY
 MCCANTS**

15

WR • 6-4, 195 • Fr.
 Cincinnati, Ohio
 Princeton

PREP/PERSONAL: Wide receiver for head coach Bill Leach at Princeton High School ... projects as a wide receiver at Indiana ... 2010 first team All-Greater Miami Conference selection ... made 34 receptions for 413 yards and six touchdowns as a senior ... earned the team's Iron Viking Award for most dependable, reliable and toughest player ... posted 29 catches for 446 yards (15.4 average) and one score in only seven games during junior campaign ... three-year football and three-year basketball letterwinner ... honor roll student ... parents are John McCants and LaShon Williams ... born on April 25, 1993, John McCants III intends to study sport management.



**KENNY
 MULLEN**

22

CB • 5-9, 170 • Fr.
 Fort Wayne, Ind.
 Bishop Luers

PREP/PERSONAL: Defensive back, wide receiver and return specialist for head coach Matt Lindsay at Bishop Luers High School ... projects as a cornerback at Indiana ... high school teammate of Hoosier defensive back Lawrence Barnett ... Indiana Associated Press Class 2A All-State defensive back, Indiana Football Coaches Association Top 50 and all-conference in 2010 ... Bishop Luers won the 2007, 2009 and 2010 state championships dur-

ing his playing career ... finished career with 318 points and tied the school record with six special teams touchdown returns ... made 43 tackles with five tackles for loss and six passes broken up in 2010 ... caught 19 passes for 280 yards and five scores in addition to 567 yards rushing and eight TDs ... averaged 21.0 yards per punt return with three touchdowns ... rated the No. 10 prospect in Indiana and the No. 78 cornerback nationally by *Scout.com* ... rated the No. 83 cornerback nationally by *ESPN.com* ... second team all-state selection recorded five interceptions and returned three for scores as a junior ... rushed for 1,163 yards and 30 touchdowns to go along with 562 receiving yards ... returned two kicks and one punt for scores ... four-year football and basketball letterwinner ... parents are Ken and Katrina Mullen ... Kenneth Charles Mullen was born on June 18, 1992.



**MARK
 MURPHY**

37

S • 6-2, 205 • Fr.
 Akron, Ohio
 St. Vincent-St. Mary

PREP/PERSONAL: Safety and running back for head coach Dan Boorman at St. Vincent-St. Mary High School ... projects as a safety at Indiana ... named first team All-Northeast Ohio, second team all-state, a Summit City All-Star, an *Akron Beacon Journal* Top 25 All-Star and added to the *Cleveland Plain Dealer* Dream Team as a senior ... team's defensive most valuable player and outstanding defensive back, made a team-leading 125 tackles, 91 solo, with five tackles for loss, one sack, two interceptions, two forced fumbles, two fumble recoveries and nine passes broken up ... 2009 and 2010 team captain selected to play in the Ohio North/South All-Star Game and the Big 33 All-Star Game ... rated the No. 90 safety nationally by *ESPN.com* ... first team All-Northeast Ohio Inland District, third team all-state and a Summit City All-Star as a junior ... recorded 84 tackles, 74 solo, to go along with three interceptions ... honored as the team's offensive MVP and most outstanding running back ... rushed 147 times for 887 yards and nine touchdowns ... also threw a TD pass, caught nine balls for 72 yards and returned kicks and punts ... 2008 special teams player of the year ... three-year football, three-year track and one-year basketball letterwinner ... state qualifier in the 2009 4x200m and the 2010 4x100m relays ... national honor society and Academic All-Ohio team member ... parents are Mark and Pam Murphy ... Mark played safety for the Green Bay Packers from 1980-91 and was enshrined into the Green Bay Packers Hall of Fame in 1998 ... sister, Kara, was a senior forward on the University of Akron's women's basketball team from 2008-11 ... born on June 18, 1992, Mark Robert Murphy intends to study mathematics.

T W E N T Y - E L E V E N
INDIANA FOOTBALL
 NEWCOMERS



**ADARIUS
 RAYNER**

99

DL • 6-2, 275 • Fr.
 Largo, Fla.
 Largo

PREP/PERSONAL: Defensive lineman for head coach Rick Rodriguez at Largo High School ... projects as a defensive lineman at Indiana ... earned first team All-Pinellas County, first team all-district and was a North County All-Star in 2010 ... made 40 tackles with 20 sacks ... recorded a school record five sacks in one game ... did not start playing football until sophomore season ... two-year football and four-year basketball letterwinner ... mother is Janet Brooks ... born on Aug. 14, 1993, Adarius Rayner intends to study physical education.



**JAKE
 REED**

90

DL • 6-4, 240 • Fr.
 Columbus, Ind.
 Columbus North

PREP/PERSONAL: Defensive end and tight end for head coach Tim Bless at Columbus North High School ... projects as a defensive lineman at Indiana ... Indiana Associated Press Class 5A All-State and Indiana Mr. Football at tight end as a senior ... Indiana Football Coaches Association Top 50 at tight end and *Indiana Gridiron Digest* big school all-state ... all-area defensive lineman and tight end and all-conference defensive lineman ... made 51 tackles with nine sacks, 12 tackles for loss, two sacks, two interceptions and one forced fumble ... team captain and most valuable player played entire season with a cast following wrist surgery ... played in the inaugural NUC All-World Gridiron Classic ... rated the No. 10 prospect in Indiana by *Rivals.com* and the No. 13 prospect in Indiana by *Scout.com* ... honorable mention all-area as a sophomore and junior ... four-year football letterman and three-year starter ... two-year track and one-year basketball letterwinner ... won sectional title in the discus ... academic all-state, honor roll student and National Football Foundation Scholar-Athlete award winner ... parents are Casey and Laurie Reed ... born on Aug. 26, 1992, James Kenneth Reed intends to study biology or criminal justice.



**MIKE
 REPLOGLE**

46

LB • 6-1, 225 • Fr.
 Centerville, Ohio
 Centerville

PREP/PERSONAL: Linebacker for head coach Ron Ullery at Centerville High School ... projects as a linebacker at Indiana ... named Greater Western Ohio Conference All-Division (GWOC), GWOC All-Conference, Greater Dayton All-Area and Southwest Ohio All-District as a senior ... recorded 100 tackles, 12 tackles for loss, two sacks, two interceptions and one forced fumble ... team captain earned the Centerville's football team award and collected four player of the week honors ... rated the No. 53 middle linebacker nationally by *Scout.com* and the No. 57 inside linebacker nationally by *ESPN.com* ... rated the No. 14 linebacker in Ohio by *OhioVarsity.com* ... made 75 stops with five TFLs, one interception and two fumble recoveries as a junior ... three-year football and two year basketball letterwinner ... 2009 and 2010 scholar-athlete ... first commitment in the 2011 signing class ... parents are Tom and Theresa Replogle ... Tom played football at Virginia Military Institute (1974-77) ... brother, Tyler, played linebacker for the Hoosiers (2007-10) and brother, Adam, is a junior defensive tackle for the Hoosiers ... Tyler wrapped up career with 213 tackles, 123 solo, three sacks, 13.5 tackles for loss, two interceptions, two fumble recoveries and one forced fumble ... Michael Thomas Replogle was born on July 3, 1992.



**BOBBY
 RICHARDSON**

95

DL • 6-3, 275 • Fr.
 Tampa, Fla.
 Plant

PREP/PERSONAL: Defensive lineman for head coach Robert Weiner at Plant High School ... projects as a defensive lineman at Indiana ... posted 76 tackles, 36 solo, with 36 tackles for loss, four sacks and two fumble recoveries en route to second team all-conference honors in 2010 ... team advanced to the state finals and finished the season with a 12-3 record ... transferred to Plant prior to senior season and became a starter ... father is Bobby Richardson, Jr. ... born on Nov. 30, 1992, Bobby Richardson III intends to study business.



**TRE
 ROBERSON**

5

QB • 6-0, 180 • Fr.
 Indianapolis, Ind.
 Lawrence Central

PREP/PERSONAL: Quarterback for head coach Jayson West at Lawrence Central High School ... projects as a quarterback at Indiana ... selected Indiana Mr. Football ... the fourth Mr. Football to attend IU since the award's inception in 1992 and the first since Earl Hanford in 1995 ... 2010 Indiana Football Coaches Association Top 50, Indiana Associated Press Class 5A All-State, *Indianapolis Star* Super Team Player of the Year and *Indianapolis Star* All-Marion County Player of the Year... passed for 2,611 yards, 24 touchdowns and just four interceptions and rushed for 1,992 yards and 21 scores ... led Lawrence Central to a 13-2 record and its first 5A state championship game appearance ... in the state playoffs, passed for 174 yards and two TDs and rushed for 121 yards and three touchdowns in win over top-ranked Warren Central ... racked up over 250 yards in the fourth quarter alone, and 512 total yards in the game, for a victory over Avon in the regional ... rated the No. 11 prospect in Indiana and the No. 28 dual-threat quarterback nationally by *Rivals.com* ... three-year football and two-year basketball letterwinner ... all-state and all-conference selection as a junior ... threw for 1,008 yards and rushed for 984 in 2009, with eight passing and seven rushing TDs ... parents are Gajuan Roberson and Monica Highbaugh ... grandfather, Larry Highbaugh, played defensive back and ran track at IU (1968-71), where he won the 100 and 220, long jump and sprint relay as a sophomore at Big Tens, becoming the first athlete to win the "Jesse Owens Slam" ... also played briefly with the Dallas Cowboys, spent 13 years in the Canadian Football League and was inducted into the CFL Hall of Fame in 2004 ... born on Oct. 22, 1992, Terrien E. Roberson intends to study business.



**D'ANGELO
 ROBERTS**

20

RB • 5-10, 180 • Fr.
 Bloomington, Ind.
 Bloomington North

PREP/PERSONAL: Running back for head coach Scott Bless at Bloomington North High School ... projects as a running back at Indiana ... closed career with 6,002 rushing yards, the most in Monroe County history, and 75 touchdowns ... set career and single-season school records for rushing yards, scoring touchdowns, rushing TDs and single-game rushing yards (429) ... 2010 Indiana Football Coaches Association (IFCA) Top 50 and *Indiana Football Digest* Prime Time 25 ... Indiana Associated Press Class 5A All-State, first team All-Conference Indiana and *Bloomington Herald-Times* All-Area Most Valuable Offensive Player in 2009 and 2010 ... led team to Class 5A semistate and the school's first sectional title in 2010 ... closed the year with 2,008 yards on the ground on 317 carries with 24 scores ... rated the No. 9 prospect in Indiana by *Scout.com* and the No. 12 prospect in Indiana by *Rivals.com* ... rated the No. 46 running back nationally by *ESPN.com* ... boasted the best rushing season in Monroe County history with 2,604 rushing yards and 32 rushing touchdowns (35 total) in 2009 ... also a member of the IFCA Junior All-State team ... averaged 217 yards per game, the second-best average in the state ... added 1,390 yards rushing and 14 TDs as a sophomore ... named team most valuable player in 2010 and was a three-time offensive MVP ... three-year football letterwinner ... mother is Tamika Greer ... D'Angelo Marten Roberts was born on June 25, 1992.



**ZACK
 SHAW**

33

LB • 6-3, 225 • Fr.
 Coshocton, Ohio
 Coshocton

PREP/PERSONAL: Linebacker and running back for head coach Marty Arganbright at Coshocton High School ... projects as a linebacker at Indiana ... finished career as Coshocton's career leader with 450 tackles ... first team All-Ohio Division IV, East District Player of the Year, first team East District linebacker and league player of the year in 2010 ... recorded 135 tackles, 15 tackles for loss, five interceptions, including one for a touchdown, three sacks and two forced fumbles ... rushed for 1,190 yards on 153 carries with 18 scores and caught six passes for 124 yards with two TDs ... played in the

National Underclassmen Combine All-World Grid-iron Classic ... rated the No. 13 prospect in Ohio and the No. 14 inside linebacker nationally by *Rivals.com* ... set Coshocton single-season records with 228 tackles and eight interceptions as a junior ... averaged 16.3 stops per game as Coshocton advanced to the state semifinals ... first team All-Ohio Division IV, All-Ohio Division IV Defensive Player of the Year, East District Player of the Year, first team East District linebacker and first team all-conference in 2009 ... made 92 tackles, 13 tackles for loss and three sacks as a sophomore ... second team Region XI and special mention East District first team ... three-year football and three-year track letterwinner ... parents are Scott and Tina Shaw ... Zachery Tyler Shaw was born on July 26, 1993.



**NICK
 STONER**

14

CB • 6-1, 170 • Fr.
 Greenwood, Ind.
 Center Grove

PREP/PERSONAL: Defensive back and wide receiver for head coach Eric Moore at Center Grove High School ... projects as a cornerback at Indiana ... Indiana Associated Press Class 5A All-State, Indiana Football Coaches Association Top 50, first team *Indianapolis Star* Super Team and Indiana Mr. Football at defensive back as a senior ... named All-Johnson County and All-Metro South for second straight year ... team most valuable player posted 33 tackles, nine pass breakups, three interceptions, three fumble recoveries and one forced fumble en route to all-conference accolades ... returned one of the fumbles 26 yards for a score ... made 13 receptions for 171 yards and one touchdown and returned nine kicks for 331 yards (36.8 average), including a 96-yard TD return ... finished career with eight interceptions, 17 pass breakups, four fumble recoveries and four forced fumbles ... rated the No. 13 prospect in Indiana by *Rivals.com* ... rated the No. 14 prospect in Indiana and the No. 87 cornerback nationally by *Scout.com* ... 2009 honorable mention all-state and all-conference ... led team with four interceptions and also broke up three passes with 26 tackles, one forced fumble and one fumble recovery ... team won the 2008 state championship and reached semistate in 2009 ... three-year football and four-year track letterwinner ... won the 100- and 200-meter dashes and the 4x4 relay as Center Grove won the 2011 IHSAA Boys Track and Field State Championship ... finished second in the 100-meter dash (10.82) and sixth in the 200 (21.9) as a junior ... appeared in *Sports Illustrated* Faces in the Crowd (Oct. 18, 2010) ... parents are Kyle and Fawn Stoner ... born on July 27, 1992, Nicholas Christian Stoner intends to study business.



**BERNARD
 TAYLOR**

73

DL • 6-2, 280 • Fr.
 Detroit, Mich.
 Dakota

PREP/PERSONAL: Defensive tackle and offensive tackle for head coach Mike Giannone at Dakota High School ... projects as a defensive lineman at Indiana ... all-state, all-county, All-East Detroit and all-conference selection in 2010... posted 103 tackles, 67 solo, with 10 sacks ... also named the team's offensive lineman of the year ... team went 9-3 and advanced to the 2010 state playoffs ... Dakota captured the District 8 championship in 2009 and 2010 ... rated the No. 20 prospect in Michigan by *Rivals.com* ... rated the No. 23 prospect in Michigan and the No. 69 offensive guard nationally by *Scout.com* ... rated the No. 51 offensive guard nationally by *ESPN.com* ... mother is Stacy Clark ... born on Dec. 30, 1992, Bernard Timothy Taylor intends to study marketing.



**SHANE
 WYNN**

1

WR • 5-7, 165 • Fr.
 Cleveland, Ohio
 Glenville

PREP/PERSONAL: Wide receiver and return specialist for head coach Ted Ginn, Sr., at Glenville High School ... third team All-Ohio and an all-district selection as a senior ... returned nine kicks for scores ... scored two touchdowns (receiving and kickoff) in showdown with Warren Central ... returned an 83-yard kick in Glenville's win over Palm Beach Gardens (Fla.) ... named U.S. Army National All-Combine honorable mention ... rated the No. 23 prospect in Ohio and the No. 62 wide receiver nationally by *Rivals.com* ... rated the No. 41 athlete nationally by *ESPN.com* ... rated the No. 9 wide receiver in Ohio by *OhioVarsity.com* ... Glenville advanced to the 2009 state championship ... second team All-Ohio selection as a junior ... pulled down 45 passes for 700 yards with 18 total TDs ... caught 56 passes with five scores in 2008 and returned 12 kicks and punts for scores ... also a track standout ... won state titles in 2009 and 2010 in the 4x200m relay and the 4x400m indoor relay ... mother is Kimberly Wynn ... born on Nov. 15, 1992, Shane Wynn intends to study sport marketing and management.

MISCELLANEOUS ROSTERS

ROSTER BY CLASS

REDSHIRT SENIOR (15): Chris Adkins, Leon Beckum, Tony Carter, Max Dedmond, Jarrell Drane, Josh Hager, Darius Johnson, Donnell Jones, Fred Jones, Andre Kates, Andrew McDonald, Brandon McGhee, Dre Muhammad, Teddy Schell, Jeff Thomas

SENIOR (3): Damarlo Belcher, Lenyatta Kiles, Justin Pagán

REDSHIRT JUNIOR (18): Larry Black, Jr., Kevin Bush, Connor Creevey, Marc Damisch, Adam Follett, Nick Freeland, Jerrell Kirlew, Charles Love III, Will Matte, Mick Mentzer, Adam Pines, Lee Rose, Chad Sherer, Nicholas Slinger, Peter St. Fort, Greg Svarczkopf, Alexander Webb, Darius Willis

JUNIOR (1): Adam Replogle

REDSHIRT SOPHOMORE (20): Lawrence Barnett, David Blackwell, Ted Bolser, Dimitrius Carr-Watson, Mike Carter, Charlie Chapman, Jamonne Chester, Javon Cornley, Griffen Dahlstrom, Mitch Ewald, Steve Fiacable, Greg Heban, Stephen Houston, Dusty Kiel, Brett Martin, Tyler McGuigan, Nathan Reisman, Chad Roggeman, Nick Turner, Duwyce Wilson, Edward Wright-Baker

SOPHOMORE (2): Antonio Banks, Kofi Hughes

REDSHIRT FRESHMAN (21): Pete Bachman, Cody Evers, Drew Hardin, Marlandez Harris, Leneil Himes, Chase Hoobler, Bill Ivan, Shaquille Jefferson, John Laihinen, Jake Michalek, Tim O'Conner, Matt Perez, Paul Phillips, Ryan Phillis, Collin Rahrig, Ishmael Thomas, Xavier Whitaker, Brian Williams, Logan Young, Matt Zakrzewski, Jake Zupancic

TRUE FRESHMAN (22): Matt Dooley, Peyton Eckert, Ralston Evans, Forisse Hardin, Michael Hunter, David Kaminski, Kyle Kennedy, Cody Latimer, Gregory Lewis, Jay McCants, Kenny Mullen, Mark Murphy, Adarius Rayner, Jake Reed, Mike Replogle, Bobby Richardson, Tre Roberson, D'Angelo Roberts, Zack Shaw, Nick Stoner, Bernard Taylor, Shane Wynn

ROSTER BY STATE

INDIANA (41): Chris Adkins, Lawrence Barnett, Leon Beckum, Damarlo Belcher, David Blackwell, Kevin Bush, Mike Carter, Tony Carter, Connor Creevey, Griffen Dahlstrom, Max Dedmond, Ralston Evans, Steve Fiacable, Nick Freeland, Greg Heban, Leneil Himes, Kofi Hughes, Kyle Kennedy, Dusty Kiel, Brett Martin, Andrew McDonald, Brandon McGhee, Tyler McGuigan, Mick Mentzer, Dre Muhammad, Kenny Mullen, Collin Rahrig, Jake Reed, Tre Roberson, D'Angelo Roberts, Chad Roggeman, Chad Sherer, Nicholas Slinger, Nick Stoner, Greg Svarczkopf, Nick Turner, Darius Willis, Duwyce Wilson, Edward Wright-Baker, Logan Young, Jake Zupancic

OHIO (17): Pete Bachman, Antonio Banks, Larry Black, Jr., Ted Bolser, Javon Cornley, Chase Hoobler, Shaquille Jefferson, David Kaminski, Cody Latimer, Jay McCants, Mark Murphy, Tim O'Conner, Ryan Phillis, Adam Replogle, Mike Replogle, Zack Shaw, Shane Wynn

ILLINOIS (11): Dimitrius Carr-Watson, Marc Damisch, Peyton Eckert, Mitch Ewald, Marlandez Harris, Will Matte, Jake Michalek, Justin Pagán, Matt Perez, Adam Pines, Teddy Schell

MICHIGAN (8): Charlie Chapman, Jamonne Chester, Adam Follett, Bill Ivan, Darius Johnson, Bernard Taylor, Ishmael Thomas, Matt Zakrzewski

FLORIDA (7): Jarrell Drane, Donnell Jones, Jerrell Kirlew, Gregory Lewis, Adarius Rayner, Bobby Richardson, Peter St. Fort

WISCONSIN (4): Cody Evers, John Laihinen, Alexander Webb, Xavier Whitaker

CALIFORNIA (2): Lenyatta Kiles, Jeff Thomas

GEORGIA (2): Fred Jones, Brian Williams

KENTUCKY (2): Drew Hardin, Forisse Hardin

ARIZONA (1): Matt Dooley

ARKANSAS (1): Stephen Houston

LOUISIANA (1): Michael Hunter

MARYLAND (1): Paul Phillips

MISSOURI (1): Josh Hager

NORTH CAROLINA (1): Lee Rose

TENNESSEE (1): Charles Love III

TEXAS (1): Nathan Reisman

WASHINGTON D.C. (1): Andre Kates



KEVIN WILSON

HEAD COACH
 FIRST SEASON AT INDIANA

- One of the most innovative and prolific offensive minds in the country, Kevin Wilson was named Indiana University's 28th head football coach on Dec. 7, 2010.
- Spent the 2002-10 seasons at the University of Oklahoma. He served as co-offensive coordinator and offensive line coach from 2002-05 and as offensive coordinator and tight ends and fullbacks coach from 2006-10.
- Led some of the most productive offenses in the history of college football and coached in 10 consecutive bowl games, seven of which were BCS bowl appearances, including three national championship games (2003, 2004 and 2008 seasons).
- OU played in seven Big 12 Title games in Wilson's nine years, going 6-1 in those appearances. His offenses were vital to accumulating an overall record of 99-24 (.805) during his time in Norman, including seven 10-win seasons.
- In Wilson's nine years at Oklahoma, 22 offensive players were drafted into the NFL, including seven first-round selections, with three going among the first 10 picks and two in the top five.
- Served as position coach for three All-Americans, an Outland Trophy winner (Jammal Brown), a Mackey Award finalist (Jermaine Gresham) and a two-time Rimington Trophy finalist (Vince Carter).
- Twice a finalist for the Frank Broyles Award - awarded to the nation's top assistant coach, Wilson won the award in 2008.
- As position coach, tutored three first-round draft picks (Jermaine Gresham, TE, 2010, Davin Joseph, OL, 2006 and Jammal Brown, OL, 2005), a second-round pick (Chris Chester, OL, 2005), a fifth-round pick (Brody Eldridge, TE, 2010), a sixth-round pick (Wes Sims, OL, 2004) and six free agents at Oklahoma.
- In 2010, the Sooners earned a 48-20 victory over Connecticut in the Fiesta Bowl and also claimed the seventh Big 12 championship in school history.
- During the 2010 campaign, running back DeMarco Murray set the school record for career touchdowns and also set an OU mark for career all-purpose yards.
- Guided wide receiver Ryan Broyles to eight Sooner receiving records, including career marks for receptions, receiving yards and touchdowns. Broyles led the nation with 131 receptions in 2010.
- His 2008 offense shattered NCAA records by scoring 60 or more points in five straight games and 716 total points for the entire season to average more than 51 points per contest.
- The 2008 team played in the BCS National Championship Game behind Heisman Trophy-winning quarterback Sam Bradford.

PERSONAL

Birthdate: October 23, 1961
 Hometown: Maiden, N.C.
 Family: Wife - Angela; Daughters - Elaina (15), Makenzie (13) & Marlee (10); Sons - Trey (11) & Toby (8)
 High School: Maiden
 College: North Carolina, '84; '87

PLAYING EXPERIENCE

North Carolina
 1980-83: Offensive Lineman

COACHING EXPERIENCE

North Carolina
 1984-86: Student/Graduate Asst.

Winston Salem State

1987: Offensive Line

North Carolina AT&T

1988: Offensive Coord./OL

Foard (N.C.) High School

1989: Head Coach/AD

Miami (Ohio)

1990-91: Offensive Line

1992-97: Offensive Coord./OL

1998: Offensive Coord./QB

Northwestern

1999-00: Offensive Coord./QB

2001: Assistant Head Coach/
 Offensive Coord./QB

Oklahoma

2002-05: Co-Offensive Coord./OL

2006-10: Offensive Coord./TE/FB

Indiana

2011-: Head Coach

BOWL EXPERIENCE

As a coach

- 1986 Aloha..... North Carolina
- 2000 Alamo..... Northwestern
- 2002 Cotton..... Oklahoma
- 2003 Rose..... Oklahoma
- 2004 Sugar (NC Game).. Oklahoma
- 2005 Orange (NC Game). Oklahoma
- 2006 Holiday..... Oklahoma
- 2007 Fiesta..... Oklahoma
- 2008 Fiesta..... Oklahoma
- 2009 BCS Champ. Oklahoma
- 2009 Sun..... Oklahoma
- 2011 Fiesta..... Oklahoma



The Wilson Family

T W E N T Y - E L E V E N
INDIANA FOOTBALL
HEAD COACH KEVIN WILSON

- In 2008, Bradford passed for 4,720 yards and 50 touchdowns, Chris Brown and DeMarco Murray both rushed for over 1,000 yards, Juaquin Iglesias caught 74 balls for 1,150 yards and Jermaine Gresham added 66 catches for 950 yards.

- Bradford ranked No. 1 nationally in passing efficiency as a freshman in 2007 and again in 2008, as he threw for more touchdowns (86) in two seasons than anyone in NCAA history.

- In the 2010 NFL Draft, Bradford went on to become the No. 1 overall pick by the St. Louis Rams. He was named the 2010 Associated Press NFL Offensive Rookie of the Year.

- Three of Wilson's tight ends, Jermaine Gresham, Brody Eldridge and Joe Jon Finley, earned All-Big 12 honors in 2007.

- Wilson was also instrumental in the development of Adrian Peterson. Peterson rushed for 1,925 yards in his freshman campaign in 2004, which set an OU single-season record and the highest total for a freshman in NCAA history.

- Peterson went on to place second in the Heisman voting, the highest finish ever by a freshman. He was drafted by the Minnesota Vikings as the seventh pick in the 2007 NFL Draft, where he was named the AP Offensive Rookie of the Year.

- Prior to his stint in Norman, Wilson was promoted to assistant head coach and offensive coordinator at Northwestern University in 2001 after serving as offensive coordinator in 1999 and 2000. He worked with the quarterbacks during his time in Evanston.

- Helped NU to the 2000 Alamo Bowl and quarterback Zac Kustok, a Unitas Award finalist, led the Big Ten in total offense.

- Running back Damian Anderson earned All-America honors and became the sixth-best rusher in Big Ten history.

- Followed Randy Walker to Northwestern from Miami after spending nine years in Oxford, coaching alongside former Indiana head coach Terry Hooppner.

- Served as offensive line coach for his first two years at Miami and was promoted to offensive coordinator for the next seven, spending 1992-1997 in charge of the offensive line and the 1998 season with the quarterbacks.



Kevin Wilson was introduced as Indiana's 28th head football coach on Dec. 7, 2010.

- His offenses produced outstanding running backs, including Travis Prentice and Indiana running backs coach Deland McCullough.

- Prentice became the NCAA all-time leading scorer and the fifth-most prolific rusher in NCAA history, breaking McCullough's school records in the process.

- Wilson was the head coach and athletic director at Foard High School in North Carolina in 1989 and the offensive coordinator at North Carolina A&T in 1988.

- Spent a year as offensive line coach at Winston Salem State in 1987. Wilson began his career in coaching as a student and graduate assistant coach at his alma mater, the University of North Carolina.

- A walk-on offensive lineman at North Carolina, he earned a scholarship while playing in four bowl games, including the 1980 Bluebonnet, the 1981 Gator, the 1982 Sun and the 1983 Peach Bowls.

- Earned his bachelor's degree in education (1984) and his master's degree in physical education (1987).

- Wilson was a three-sport star in high school at Maiden High in Maiden, N.C.

- Kevin and his wife, Angela, have five children, including three daughters, Elaina (15), Makenzie (13) and Marlee (10) and two sons, Trey (11) and Toby (8).

PROMINENT PUPILS

(Position Coach)

- TE Jermaine Gresham (OU), Bengals
-No. 21 2010 NFL Draft Pick
- TE Brody Eldridge (OU), Colts
-2010 NFL Draft Pick (fifth round)
- TE Joe Jon Finley (OU), Lions
-2007 honorable mention All-Big 12
- OL Davin Joseph (OU), Buccaneers
-No. 23 2006 NFL Draft Pick
- OL Chris Chester (OU), Ravens
-2005 NFL Draft Pick (second round)
- OL Jammal Brown (OU), Redskins
-No. 13 2005 NFL Draft Pick
- OL Wes Sims (OU) - 2004 NFL Draft Pick
- OL Vince Carter (OU) - 2004 All-American
- QB Zac Kustok (NU) - Unitas Award Finalist

(Offensive Coordinator)

- QB Sam Bradford (OU), Rams
-2008 Heisman Trophy Winner;
No. 1 2010 NFL Draft Pick
- RB Adrian Peterson (OU), Vikings
-2004 Heisman Trophy Finalist;
No. 7 2008 NFL Draft Pick
- OL Trent Williams (OU), Redskins
-No. 4 2010 NFL Draft Pick
- OL Phil Loadholt (OU), Vikings
-2009 NFL Draft Pick (second round)
- WR Juaquin Iglesias (OU), Vikings
-2009 NFL Draft Pick (third round)
- OL Duke Robinson (OU), Panthers
-2009 NFL Draft Pick (fifth round)
- WR Manuel Johnson (OU), Cowboys
-2009 NFL Draft Pick (seventh round)
- RB Quentin Griffin (OU) - 2003 NFL Draft Pick
- RB Damian Anderson (NU) - All-American
- WR Sam Simmons (NU) - 2002 NFL Draft Pick
- RB Travis Prentice (MU)
- NCAA All-Time Leading Scorer

WHAT PEOPLE ARE SAYING ABOUT KEVIN WILSON



BILL POLIAN, President of the Indianapolis Colts:

"Over the years we at the Colts have developed the highest regard for Coach Stoops and the Oklahoma program. We know that Coach Wilson brings the most solid of values and implementation with him from OU. In addition, we had the pleasure of drafting Brody Eldridge and saw first hand how fundamentally sound and well prepared he was. I am certain that is a direct reflection of what Coach Wilson did with the OU offense. I think Hoosier fans will be excited about the total program and offensive approach that Coach Wilson will bring to Bloomington. We wish him the best in his new position."

BILL MALLORY, former IU Head Football Coach (1984-96):

"I know about Kevin through his relationship with Randy Walker, who was like a son to me. Randy had the greatest respect for Kevin and he really thought he was an excellent coach. Kevin has a tremendous coaching background and is a good, quality coach and person."




BOB STOOPS, Oklahoma Head Football Coach:

"We want to thank Kevin for his role in helping our program win six Big 12 Championships over the last nine seasons. His attention to detail, innovation and ability to develop players to their fullest ability have helped us remain a strong program. Our offenses have been effective because they're multiple and dynamic, and yet loyal to the basic football principles of being physical and fundamentally sound. By going to Indiana, Kevin returns to a region of the country and a conference that he knows very well. He'll have a solid plan for the football program there and the dedication required to carry it out. Kevin, Angie and the entire Wilson family leave with our gratitude for a job well done with the Sooners, and our best wishes for continued success with the Hoosiers."

SAM BRADFORD, St. Louis Rams Quarterback, 2010 No. 1 Overall Pick:

"Coach Wilson is a great coach. Playing in his system definitely prepared me for the NFL and what I am doing right now. If you look at what he did with our offense at Oklahoma, it speaks volumes about the coach he is. He has a great feel for offense, is a people person and has a great personality. He will have a lot of success at Indiana and is a great hire."



SEAN PAYTON, Head Coach of the New Orleans Saints:

"Having worked with Kevin at Miami (Ohio) for two years (1994-95) while he was offensive coordinator and offensive line coach, I know that he takes the job as head coach at Indiana University prepared with tremendous experience, and an understanding of what is required to be successful."

WHAT PEOPLE ARE SAYING ABOUT KEVIN WILSON





KIRK HERBSTREIT, ESPN College Football Analyst:

"I've been following Kevin in his career for a long time. The interesting thing about this marriage between Kevin and Indiana is his background with Randy Walker at Miami (Ohio) and Northwestern. Kevin is very familiar with the Big Ten and the Midwest, spending time there before moving on to a dominate program like Oklahoma. He's grown so much at Oklahoma, too. When you combine his knowledge, his background and his ability to recruit; I think it's a perfect fit for what IU is looking for."

ANTWAAN RANDLE EL, Pittsburgh Steelers Wide Receiver and Former Hoosier Great:

"With being at Oklahoma for the last nine years, he knows exactly what it takes to win. Add in his previous experience coaching and playing in the Midwest, and I think he has the right combination to make a nice fit for Indiana. He has some A-pluses in many of the categories that administrators and IU fans would like to see."





TRENT GREEN, Former NFL & IU Quarterback:

"I'm excited for the future of Indiana Football and what Kevin Wilson brings to the university. His background as a coach, his ability to develop student-athletes and his strong family values make him an excellent candidate to lead the Hoosiers."

DAVIN JOSEPH, Tampa Bay Buccaneers Guard:

"When you play for Coach Wilson, your best is expected at all times. Excuses are few and far between. I've played for some great offensive line coaches, but he is the best I've played for as a complete person. Not only is he a great coach, but a great father, a great friend and a great person. He really pushed me. Challenged me as a player, challenged me as a student; all to make me a complete person. Since then he's always had a special place in my heart."

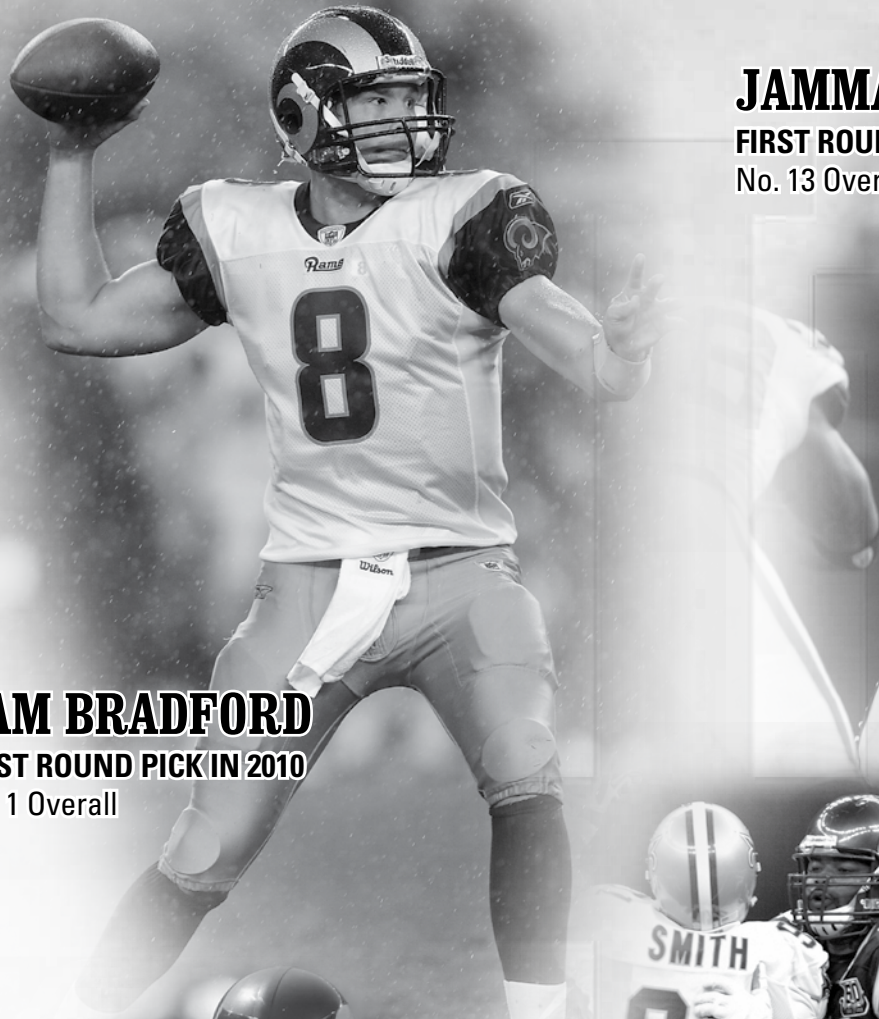


BRODY ELDRIDGE, Indianapolis Colts Tight End:

"IU Fans should get excited because a great coach is coming to town and he is going to do great things there. Coach Wilson deserves a lot of the credit for where I am now."

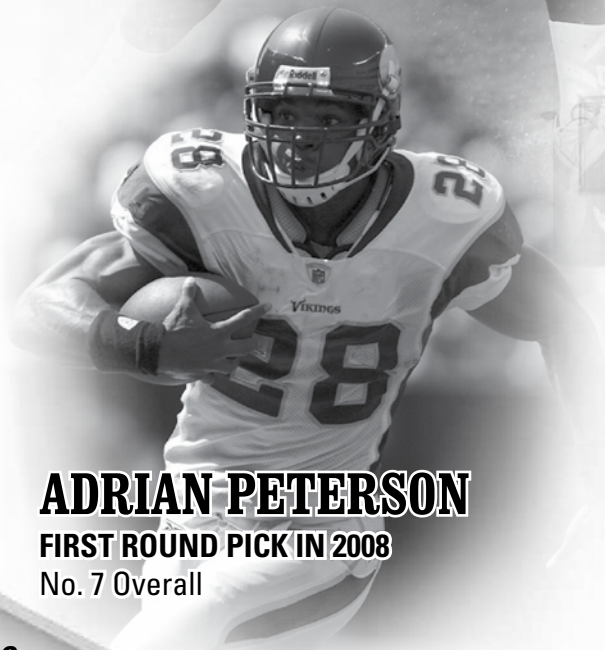

T W E N T Y - E L E V E N
INDIANA FOOTBALL
HEAD COACH KEVIN WILSON

KEVIN WILSON'S PLAYERS IN THE NFL

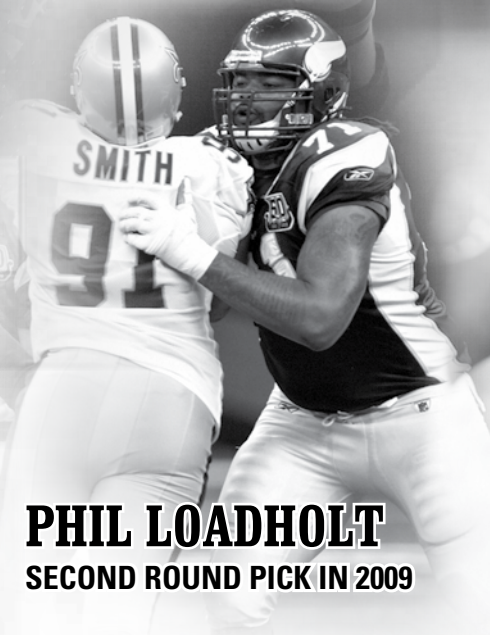


SAM BRADFORD
FIRST ROUND PICK IN 2010
No. 1 Overall


JAMMAL BROWN
FIRST ROUND PICK IN 2004
No. 13 Overall



ADRIAN PETERSON
FIRST ROUND PICK IN 2008
No. 7 Overall



PHIL LOADHOLT
SECOND ROUND PICK IN 2009



CHRIS CHESTER
SECOND ROUND PICK IN 2005

T W E N T Y - E L E V E N
INDIANA FOOTBALL
HEAD COACH KEVIN WILSON



DAVIN JOSEPH
FIRST ROUND PICK IN 2005
No. 23 Overall



TRENT WILLIAMS
FIRST ROUND PICK IN 2010
No. 4 Overall



JERMAINE GRESHAM
FIRST ROUND PICK IN 2010
No. 21 Overall



JUAQUIN IGLESIAS
THIRD ROUND PICK IN 2009



BRODY ELDRIDGE
FIFTH ROUND PICK IN 2010



MANUEL JOHNSON
SEVENTH ROUND PICK IN 2008



DOUG MALLORY

ASSISTANT HEAD COACH / CO-DEFENSIVE COORDINATOR / SAFETIES
 FIRST SEASON

PERSONAL

Birthdate: November 2, 1964
 Hometown: Bowling Green, Ohio
 Family: Wife - Lisa; Daughters - Emily (17), Allison (14) & Sarah (11)
 High School: DeKalb (Ill.)
 College: Michigan, '88

PLAYING EXPERIENCE

Michigan
 1984-87: Defensive Back

COACHING EXPERIENCE

Indiana
 1988: Graduate Assistant
Army
 1989: Offensive Line
Western Kentucky
 1990-91: ILB/Special Teams
 1992-93: Defensive Coordinator
Indiana
 1994-96: DB/Special Teams
Maryland
 1997-00: Secondary
Oklahoma State
 2001-04: Secondary
LSU
 2005-07: Defensive Backs
 2008: Co-Defensive Coordinator/DB
New Mexico
 2009-10: Defensive Coordinator
Indiana
 2011-: Assistant Head Coach/
 Co-Defensive Coordinator/S

BOWL EXPERIENCE

As a player
 1984 Holiday Michigan
 1986 Fiesta Michigan
 1987 Rose Michigan
 1988 Hall of Fame Michigan

As a coach
 1988 Liberty Indiana
 2002 Houston Oklahoma State
 2004 Cotton Oklahoma State
 2004 Alamo Oklahoma State
 2005 Peach Bowl LSU
 2007 Sugar Bowl LSU
 2008 BCS Champ. (NC) LSU
 2008 Chick-fil-A Bowl LSU

- Owns 23 years of collegiate coaching experience with stops at Army, Western Kentucky, Indiana, Maryland, Oklahoma State, LSU and New Mexico. He has coached in eight bowl games, including victories in the 2007 Sugar Bowl and the 2008 BCS National Championship Game.
- Father, Bill, is the winningest coach in Indiana football history. From 1984-96, Mallory led the Hoosiers to six of the program's nine bowl appearances.
- Brothers, Curt and Mike, are both football coaches - Curt serves as the secondary coach at the University of Michigan, while Mike is the assistant secondary coach for the New Orleans Saints.
- Coached the Louisiana State University secondary from 2005-07 before being elevated to co-defensive coordinator in 2008. The Tigers had a No. 3 national rating in pass efficiency defense every year from 2005-07.
- In LSU's 2007 national championship season, safety Craig Steltz earned numerous first team All-America honors as well as being one of three finalists for the Thorpe Award, given to the nation's top defensive back.
- Steltz and cornerback Chevis Jackson were both selected in the 2008 NFL Draft, with Jackson going in the third round to Atlanta and Steltz in the fifth round to Chicago.
- Capped his second year with LSU with free safety LaRon Landry selected as the sixth overall pick in the 2007 NFL Draft by the Washington Redskins. He became the highest drafted defensive back in school history. Landry, who earned third team All-America honors in 2005, was a first team All-America selection as a senior in 2006.
- In his first season with LSU in 2005, Mallory's secondary rated first in the SEC and third in the nation in pass defense efficiency with a 96.3 rating.
- Came to LSU from Oklahoma State University, where he spent four years as the secondary coach. In his stint with the Cowboys, Mallory's secondary intercepted 54 passes.
- Prior to his four-year stop at Oklahoma State, Mallory served in the same capacity at the University of Maryland from 1997-00. Defensive back Lewis Sanders was drafted in the fourth round of the 2000 NFL Draft by Cleveland.
- Spent the 1994-96 seasons at Indiana as the defensive backs and special teams coach. He coached defensive back Eric Allen to third team All-America honors in 1996. Cornerback Lance Brown was taken in the fifth round of the 1995 NFL Draft by Pittsburgh and safety Eric Smedley was drafted by the Buffalo in 1996.
- Received his start in coaching in 1988, serving as a Hoosier graduate assistant. That season, Indiana posted an 8-3-1 mark, beating Ohio State 41-7, and defeating South Carolina, 34-10, in the Liberty Bowl.
- As a player, Mallory was a four-year letterwinner at Michigan from 1984-87, participating in four bowl games (Holiday, Fiesta, Rose and Hall of Fame). For his career, he recorded 182 tackles and six interceptions.
- Graduated from Michigan in 1988 with a bachelor's degree in sports management and communications.
- Doug and his wife, Lisa, have three daughters, Emily (17), Allison (14) and Sarah (11).



The Mallory Family



MIKE EKELER

CO-DEFENSIVE COORDINATOR / LINEBACKERS
 FIRST SEASON

PERSONAL

Birthdate: October 4, 1971
 Hometown: Blair, Neb.
 Family: Wife - Barbie;
 Son - J.J. (10); Daughters - Cameryn (9), Abigail (7) & Bella (3)
 High School: Blair
 College: Kansas State, '95

PLAYING EXPERIENCE

Kansas State
 1991-94: Linebacker

COACHING EXPERIENCE

Omaha (Neb.) Skutt High School
 1999-01: Volunteer Coach
Manhattan (Kan.) High School
 2002: Assistant Coach
Oklahoma
 2003-04: Graduate Asst./Defense
LSU
 2005-06: Graduate Asst./Defense
 2007: Football Intern
Nebraska
 2008-10: Linebackers
Indiana
 2011-: Co-Defensive Coordinator/LB

BOWL EXPERIENCE

As a player
 1993 Copper..... Kansas State
 1994 Aloha..... Kansas State

As a coach
 2004 Sugar (NC Game).. Oklahoma
 2005 Orange (NC Game) Oklahoma
 2005 Peach LSU
 2007 Sugar..... LSU
 2008 BCS Champ. (NC) LSU
 2009 Gator Nebraska
 2009 Holiday..... Nebraska
 2010 Holiday..... Nebraska

- Spent 2008-10 as linebackers coach at the University of Nebraska. Middle linebacker Lavonte David was 11th in the country with 152 tackles in 2010, which set a school record, and 11th in the nation with 85 solo stops.

- David was the Big 12 Defensive Newcomer of the Year, runner-up for Big 12 Defensive Player of the Year, an All-Big 12 selection, a first team *CBSSports.com* and *Rivals.com* All-America honoree, and a second team Associated Press and *SI.com* All-America member.

- In 2009, Phillip Dillard earned second team All-Big 12 accolades and both Will Compton and Sean Fisher collected All-Big 12 freshman team honors. Dillard was selected in the fourth round of the 2010 NFL Draft by the New York Giants.

- Cody Glenn moved from running back to linebacker as a senior, was drafted in the fourth round by the Washington Redskins and currently plays for the Indianapolis Colts.

- Served as an intern for the Louisiana State University football team in 2007, helping the Tigers win the SEC and national titles. He spent the 2005 and 2006 seasons as a graduate assistant coach, working with the Tigers defense.

- The Tigers were a perfect 3-0 in bowl games, winning the 2005 Peach Bowl, the 2006 Sugar Bowl and the 2007 BCS National Championship Game. LSU closed the 2007 season 12-2 after posting records of 11-2 in each of the previous two seasons.

- In each season assisting the defense, LSU finished third nationally in total defense. Tiger defenders Glenn Dorsey

and LaRon Landry each earned first team All-America honors in 2006.

- LSU finished in the top 10 nationally in 2005 in all four major defensive categories and allowed less than 270 total yards per contest. A pair of Tiger defensive tackles - Kyle Williams and Claude Wroten - each earned first team All-America accolades.

- At LSU, linebackers Jacob Cutrera (Jacksonville), Perry Riley (Washington), Kelvin Sheppard (Buffalo), Ali Highsmith (Arizona) and Cameron Vaughn (Denver) moved on to the NFL.

- Spent the 2003 and 2004 seasons as a defensive graduate assistant at the University of Oklahoma. The Sooners participated in the 2003 and 2004 national championship games and posted a combined record of 24-3.

- A four-year letterman at Kansas State University, Ekeler was a linebacker and special teams standout for head coach Bill Snyder's teams, including the 1993 Copper Bowl and 1994 Aloha Bowl squads.

- Snyder appointed Ekeler as a captain in 1994, the only self-appointed captain during Snyder's tenure as Wildcat head coach.

- Earned academic all-conference honors and graduated from Kansas State in 1995 with a bachelor's degree in social science.

- Mike and his wife, Barbie, have one son, J.J. (10) and three daughters, Cameryn (9), Abigail (7) and Bella (3).



The Ekeler Family



PERSONAL

Birthdate: December 4, 1975
 Hometown: Piqua, Ohio
 Family: Wife - Krista; Sons - Logan (6), Tyler (6) & Carter (4)
 High School: Piqua
 College: Dayton, '98; Northwestern, '01

PLAYING EXPERIENCE

Dayton
 1994-97: Quarterback

COACHING EXPERIENCE

Piqua (Ohio) High School
 1998: Assistant Coach
Northwestern
 1999-01: Graduate Asst./Offense
Richmond
 2002-03: Wide Receivers
Northwestern
 2004-05: Running Backs
 2006-07: WR/Recruiting Coord.
 2008-10: WR/Passing Game Coord.
Indiana
 2011-: Co-Offensive Coord./WR

BOWL EXPERIENCE

As a coach
 2000 Alamo..... Northwestern
 2003 Motor City..... Northwestern
 2005 Sun..... Northwestern
 2008 Alamo..... Northwestern
 2010 Outback Northwestern
 2011 TicketCity Northwestern

KEVIN JOHNS

CO-OFFENSIVE COORDINATOR / WIDE RECEIVERS FIRST SEASON

- Brings 12 years of college coaching experience to Bloomington, 10 of which have been in the Big Ten. Johns was named the top wide receivers coach in the Big Ten on March 2, 2011, by *Rivals.com*.
- Spent the 2004-10 seasons at Northwestern University, including the last five as wide receivers coach.
- Oversaw NU's running backs in 2004 and 2005 and was appointed the program's recruiting coordinator in July of 2006, a position he held until January of 2008 when he assumed the role of passing game coordinator.
- Coached Jeremy Ebert, who collected 2010 first team All-Big Ten honors. He wrapped up the season with a conference-best 73.3 receiving yards per game.
- Ebert tied for fifth on NU's single-season receiving TDs list (eight), ninth on the single-season receptions list (62) and fourth on the single-season yardage list (953).
- Second team All-Big Ten honoree Zeke Markshausen (91 receptions, 7.0 per game) ranked second in the Big Ten and 13th in the nation in catches per game in 2009. Andrew Brewer tied for second in NU single-season history with nine touchdown catches. The 2009 Wildcats ranked first in the Big Ten and 13th nationally in passing offense.
- Eric Peterman, along with Ross Lane, both closed their careers with 2,000-plus receiving yards and rank in the top 10 at NU in catches, receiving yards and touchdowns.
- In 2007, Peterman earned a *Rivals.com* All-Big Ten nod after leading the squad with 66 catches for 744 yards, the seventh-best single-season receptions total in NU lore. For the first time in school history, four players finished the year with 45 or more receptions.
- Tutored All-Big Ten (honorable mention) wide receiver Shaun Herbert in 2006. Herbert ended his career fourth on NU's all-time receptions list with 168.
- As running backs coach, mentored Noah Herron, who earned second team All-Big Ten honors, and Tyrell Sutton, the 2005 Big Ten Freshman of the Year and the 2005 *Sporting News* National Offensive Freshman of the Year.
- Herron was the nation's 14th-leading rusher (115.1 ypg) and a Senior Bowl invitee in 2004. He was later drafted by the Pittsburgh Steelers. Sutton recorded the eighth-best rushing season in the country (122.8 ypg).
- NU's offensive graduate assistant for three seasons from 1999-01 under Indiana head coach Kevin Wilson, who served as the Wildcats' offensive coordinator.
- Worked as the University of Richmond's receivers coach for the 2002 and 2003 seasons.
- In his two-year stint as a starting quarterback at the University of Dayton, Johns recorded a 20-1 record and was named a Division I-AA All-American.
- Graduated from Dayton with a bachelor of science degree in mathematics in 1998. In August 2001, he received his master's degree from Northwestern's School of Education and Social Policy program.
- Kevin and his wife, Krista, have twin sons, Logan and Tyler (6), and welcomed a third son, Carter (4), in April 2007.



The Johns Family



PERSONAL

Birthdate: February 22, 1973
 Hometown: Franklin, W.Va.
 Family: Wife - Charlene;
 Son - Alex (10)
 High School: Franklin
 College: Glenville State, '97;
 Urbana (Ohio), '00

PLAYING EXPERIENCE
Glenville State College

1993-96: Quarterback

COACHING EXPERIENCE
Franklin (W.Va.) High School
 1997-98: Offensive Coordinator
Urbana (Ohio) University
 1998-00: Offensive Coordinator
Clemson

2000: Offensive Graduate Assistant
West Virginia
 2001: Offensive Graduate Assistant
South Florida
 2001-04: QB/Pass Game Coord.
 2005-06: Offensive Coord./QB

West Virginia
 2007: Quarterbacks
Michigan
 2008-10: Quarterbacks

Indiana
 2011-: Co-Offensive Coord./QB

POSTSEASON EXPERIENCE

As a player
 1993 NAIA Playoffs Glenville St.
 1994 NAIA Playoffs Glenville St.

As a coach
 2001 Gator Clemson
 2005 Meineke Car CareUSF
 2006 Papajohns.com..... USF
 2008 FiestaWest Virginia
 2011 Gator Michigan

ROD SMITH

CO-OFFENSIVE COORDINATOR / QUARTERBACKS FIRST SEASON

- Coached the quarterbacks at the University of Michigan from 2008-10 after one season in the same position at West Virginia University. He helped develop two of college football's most explosive quarterbacks in U-M's Denard Robinson and WVU's Pat White.
- In 2010, Robinson directed the Big Ten's top-rated offense that racked up a school-record 488.7 yards per contest. Michigan finished second in the league with 250.2 passing yards per game and third with 238.5 rushing yards per game. The Wolverines ranked eighth nationally in total offense and 13th in rushing offense.
- Robinson set the NCAA record for rushing yards by a quarterback with 1,702 yards. He led the Wolverines with 14 rushing touchdowns and threw for 2,570 yards and 18 touchdowns. Robinson also became the first quarterback in NCAA history to rush and pass for 1,500 yards in a season.
- The Big Ten's Most Valuable Player, Robinson also was named a first team All-American by the Football Writers Association of America, a semifinalist for the Davey O'Brien and Maxwell Awards, and he was the nation's fourth-leading rusher with 130.9 yards per game.
- White was the 2007 BIG EAST Offensive Player of the Year after throwing for 1,424 yards with 14 touchdowns and just four interceptions, and rushing for 1,335 yards, 14 touchdowns and a 6.8 yards per carry average.
- West Virginia, the 2007 BIG EAST co-champions, earned a 48-28 victory over Oklahoma in the Fiesta Bowl and finished 2007 ranked No. 6 in both national polls.
- White was named MVP of the Fiesta Bowl, finished sixth in the Heisman Trophy voting, and was a semifinalist for the Davey O'Brien and Walter Camp Awards.
- Served as pass game coordinator and quarterbacks coach at the University of South Florida from 2001-04. He was elevated to offensive coordinator and quarterbacks coach for his final two seasons (2005-06).
- Guided quarterback Matt Grothe to 2006 BIG EAST Rookie of the Year honors. Grothe ranked 17th in the country and second among freshmen nationally in passing.
- A part of South Florida's first bowl appearance in the 2005 Meineke Car Care Bowl and its first bowl victory, a 24-7 win vs. East Carolina in the 2006 Papajohns.com Bowl.
- In the 22 games during Smith's first two seasons at USF, the offense put up 5,777 passing yards. The Bulls ranked 22nd (2002) and 32nd (2003) nationally in passing.
- Earned All-America honors in 1996 as a quarterback at Glenville State College when he was a team captain for the school's fourth straight conference championship team. His teams reached the national championship playoffs twice, including one runner-up finish in 1993.
- A native of Franklin, W.Va., Smith earned a bachelor's degree in physical education from Glenville State in 1997 and received a master's degree in teaching at Urbana (Ohio) University in 2000.
- Rod and his wife, Charlene, have one son, Alex (10).



The Smith Family



BRETT DIERSEN

DEFENSIVE ENDS / RECRUITING COORDINATOR
 FIRST SEASON

PERSONAL

Birthdate: June 6, 1976
 Hometown: Appleton, Wis.
 Family: Fiancée - Jenna
 High School: Fox Valley Lutheran
 College: Huron (S.D.), '98;
 Wisconsin-Stout, '05

PLAYING EXPERIENCE
Huron (S.D.) University

1994-98: Defensive End

COACHING EXPERIENCE
Wisconsin-Stout

1998-00: Graduate Assistant/
 Offense & Defense

Dubuque

2001-03: DL/OLB/
 Special Teams Coordinator

Wisconsin-Stout

2004-06: Defensive Coordinator/
 DL/DB

Minnesota State, Mankato

2007: Defensive Line

Nebraska

2008-10: DL/Special Teams Intern

Indiana

2011-: DE/Recruiting Coordinator

POSTSEASON EXPERIENCE

As a coach

2000 NCAA Division III Playoffs
 2009 Gator Nebraska
 2009 Holiday Nebraska
 2010 Holiday Nebraska

- Served as the defensive line and special teams intern at the University of Nebraska from 2008-10. He also assisted with the strength and conditioning program.

- Nebraska enjoyed three straight bowl appearances during his tenure, including victories in the 2009 Gator Bowl and the 2009 Holiday Bowl.

- NU's 2010 defense ranked in the top 10 nationally in pass efficiency (third), passing (fifth) and scoring (ninth), and sat 11th in total defense.

- Defensive end Pierre Allen earned first team All-Big 12 honors. The Cornhuskers won the Big 12 North Division, finished 10-4 overall and played in the Holiday Bowl.

- In 2009, the Cornhuskers led the nation in scoring, pass efficiency and red zone defense, while also ranking in the top 10 nationally in sacks, rushing and total defense.

- They surrendered just 10.4 points per game, posted two shutouts and allowed only two opponents to reach 20 points. Nebraska led the nation by holding eight opponents to 10 or fewer points, including seven in single digits.

- Defensive tackle Ndamukong Suh was the second overall pick in the 2010 NFL Draft after being named a Heisman Trophy finalist and the winner of the Associated Press National Player of the Year, Bronko Nagurski Trophy,

Rotary Lombardi Award, Outland Trophy and the Chuck Bednarik Award.

- Coached the defensive line at Minnesota State University-Mankato in 2007. He was the defensive coordinator, defensive line coach and defensive backs coach at the University of Wisconsin-Stout from 2004-06. Diersen also served as the program's recruiting coordinator and assistant strength and conditioning coach.

- From 2001-03, Diersen oversaw the defensive line, outside linebackers and was the special teams coordinator at the University of Dubuque.

- He got his start in coaching at Wisconsin-Stout as an offensive and defensive graduate assistant from 1998-00. The program advanced to the NCAA Division III postseason in his final year.

- Enjoyed a successful playing career (1994-98) at Huron (S.D.) University. He was a three-year all-conference defensive end and a four-year Dean's List student.

- Diersen earned his bachelor's degree from Huron in 1998 and a master's degree in education from Wisconsin-Stout in 2005.

- Brett is engaged to Jenna Brown.



Brett Diersen and fiancée Jenna Brown



PERSONAL

Birthdate: December 4, 1972
 Hometown: Clearwater, Fla.
 High School: Clearwater
 College: Florida State, '96

PLAYING EXPERIENCE

Florida State
 1991-95: Offensive Line

COACHING EXPERIENCE

South Florida
 1996-98: Graduate Assistant
 1999: Defensive Line
 2000-06: Offensive Line
West Virginia
 2007: Offensive Line
Michigan
 2008-10: Offensive Line
Indiana
 2011-: Offensive Line

BOWL EXPERIENCE

As a player
 1992 Cotton Florida State
 1993 Orange Florida State
 1994 Orange Florida State
 1995 Sugar Florida State
 1996 Orange Florida State

As a coach
 2005 Meineke Car CareUSF
 2006 Papajohns.com..... USF
 2008 FiestaWest Virginia
 2011 Gator Michigan

GREG FREY

OFFENSIVE LINE
 FIRST SEASON

- Frey has coached nine all-conference honorees across the offensive line, including 2010 first team All-Big Ten center David Molk. Molk was also a finalist for the Rimington Trophy, presented to the nation's outstanding center.
- From 2008-10, Frey coached the offensive line at the University of Michigan. The Wolverines racked up a school-record and Big Ten-leading 6,353 offensive yards (488.7 per game) in 2010.
- Michigan had one of the nation's most balanced offenses in 2010, finishing second in the league with 250.2 passing yards per game and third with 238.5 rushing yards per game. The Wolverines ranked eighth nationally in total offense and 13th in rushing offense.
- Arrived in Ann Arbor after spending the 2007 season mentoring the offensive line at West Virginia University. Left tackle Ryan Stancheck was named a first team Football Writers Association of America and second team Walter Camp Football Foundation All-American.
- First team all-conference guard Greg Isdaner became Frey's fifth All-BIG EAST player and fourth offensive lineman to move on to the NFL. Center Mike Dent earned second team All-BIG EAST recognition.
- West Virginia ranked third in the country averaging 297.2 rushing yards per game. The Mountaineers were also fifth in sacks allowed per game (1.0), ninth in scoring offense (39.6) and 15th in total yards per game (456.2).
- The 2007 BIG EAST co-champions earned a 48-28 victory over Oklahoma in the Fiesta Bowl and finished 2007 ranked No. 6 in both national polls.
- A member of the University of South Florida's inaugural staff, Frey coached the defensive line in 1999 and then moved to the opposite side of the ball, working with the offensive line for seven seasons (2000-06).
- Tutored offensive tackle Kenyatta Jones, who became USF's first professional draft pick when New England selected him in the fourth round of the 2001 NFL Draft.
- In addition to Jones, Levi Newton and Frank Davis both signed free agent contracts with the Indianapolis Colts and the Detroit Lions, respectively.
- Offensive line paved the way for Andre Hall's Big East leading 1,374 rushing yards in 2005 en route to South Florida's first bowl appearance in the Meineke Car Care Bowl. Frey was also a part of USF's first bowl victory, a 24-7 win vs. East Carolina in the 2006 Papajohns.com Bowl.
- Three-year letterman on Florida State University's offensive line was a member of Bobby Bowden's national championship team in 1993, defeating Nebraska in the 1994 Orange Bowl. He gained bowl victories in the 1992 Cotton Bowl, the 1995 Sugar Bowl and three Orange Bowls (1993, 1994 and 1996).
- Frey, a 1996 FSU graduate, was a part of four straight Atlantic Coast Conference championship teams (1992-95) and the team compiled a 31-1 league mark during his playing career. FSU posted a four-year record of 43-5-1, with four consecutive top four finishes in the national polls.
- A Clearwater High School graduate, *Super Prep* rated Frey the top offensive lineman in the country. He also went on to earn *Parade* All-America status.



Greg Frey



MARK HAGEN

DEFENSIVE TACKLES / SPECIAL TEAMS COORDINATOR
 FIRST SEASON

PERSONAL

Birthdate: July 28, 1969
 Hometown: Carmel, Ind.
 Family: Wife - Denise;
 Daughters - Abby (14), Emma (10),
 Ellie (7) & Ava (2)
 High School: Carmel
 College: Indiana, '91; '95

PLAYING EXPERIENCE

Indiana
 1987-91: Linebacker

COACHING EXPERIENCE

Indiana
 1992: Graduate Assistant
 1993-95: Administrative Assistant
Northern Illinois
 1996-99: Defensive Tackles
Purdue
 2000-02: Defensive Tackles
 2003-04: DT/Special Teams Coord.
 2005: Assistant Head Coach/DT/
 Special Teams Coord.
 2006-07: Assistant Head Coach/LB/
 Special Teams Coord.
 2008: Assistant Head Coach/DT/
 Special Teams Coord.
 2009-10: Linebackers
Indiana
 2011-: DT/Special Teams Coord.

BOWL EXPERIENCE

As a player
 1987 PeachIndiana
 1988 LibertyIndiana
 1990 PeachIndiana
 1991 CopperIndiana

As a coach
 1993 IndependenceIndiana
 2000 RosePurdue
 2001 SunPurdue
 2002 SunPurdue
 2003 Capital OnePurdue
 2004 SunPurdue
 2006 Champs Sports.....Purdue
 2007 Motor CityPurdue

- The Carmel, Ind., native was a four-year letterwinner, two-time second team All-Big Ten selection, three-time Academic All-Big Ten winner and a captain at linebacker for the Hoosiers from 1987-91.

- Served as a graduate and administrative assistant at IU from 1992-95 and he was a part of five bowl games, including the 1991 Copper Bowl, where he was named the bowl's Most Valuable Defensive Player.

- Coached the Purdue University linebackers in 2006-07 and 2009-10, after working with the defensive tackles from 2000-05 and again in 2008. He served as special teams coordinator from 2003-08 and as assistant head coach under Joe Tiller from 2005-08. Hagen coached 10 players who went on to the NFL.

- Named one of the Big Ten's top recruiters in February of 2010 and was named one of the nation's top 25 recruiters in 2005 by *Rivals.com*.

- From 2000-04, the Boilermakers ranked third, third, fourth, third and second in the Big Ten in rushing defense, yielding 149.8, 126.9, 116.2, 96.4 and 105.3 yards per game. They were 46th in the nation in 2000, 34th in 2001, 23rd in 2002, 10th in 2003 and 14th in 2004.

- Had an instant impact on special teams as well. The Boilermakers went from 109th in the nation in kickoff returns in 2002 (17.5 average) to sixth in 2004 (24.9). They ranked second nationally in kickoff return coverage in both 2006 (14.6) and 2007 (17.1).

- Kicker Ben Jones tied the Big Ten season record with 25 field goals in 2003. From 2003-08, Purdue blocked 19 kicks

(10 field goals, eight punts and one extra point) and scored eight special teams touchdowns (five kickoff returns, two blocked punts and one punt return).

- Prior to his tenure at Purdue, Hagen spent four years at Northern Illinois University from 1996-99. He coached the defensive tackles and also managed camps and clinics.

- When Hagen was a sophomore at IU, co-defensive coordinator Doug Mallory served as a graduate assistant. Hagen also worked with Mallory in 1994 and 1995, and he played for and coached with Mallory's father and IU's all-time winningest coach, Bill.


- Came to Indiana from Carmel (Ind.) High School, where he was a member of the 1986 state champions.

- With the Hoosiers, he led the team in tackles three straight years from 1989-91 and was the team's Balfour Award recipient in 1991 for bringing distinction and honor to the university. Hagen is tied for fifth in Hoosier history with 336 career tackles.


- Upon the completion of his playing career, he remained in Bloomington as graduate assistant to the strength coach in 1992 and as administrative assistant to the athletics director from 1993-95.

- Earned a B.S. in marketing from Indiana in 1991, and he earned an M.S. in sport marketing and management from Indiana in 1995.

- Mark and his wife, Denise, have four daughters, Abby (14), Emma (10), Ellie (7) and Ava (2).



The Hagen Family



DELAND McCULLOUGH

RUNNING BACKS
FIRST SEASON

PERSONAL

Birthdate: December 1, 1972
Hometown: Youngstown, Ohio
Family: Wife - Darnell;
Sons - Deland, Jr. (11), Dasan (8) &
Daeh (8)
High School: Campbell Memorial
College: Miami (Ohio), '96

PLAYING EXPERIENCE

Miami (Ohio)

1992-95: Running Back

Cincinnati Bengals

1996-97: Running Back

Philadelphia Eagles

1997: Running Back

Winnipeg Blue Bombers

1998-99: Running Back

Chicago Enforcers

2001: Running Back

COACHING EXPERIENCE

Harmony Community School

2000-04: Head Coach/AD

Miami (Ohio)

2010: Offense/Special Teams Intern

2011: Running Backs

Indiana

2011-: Running Backs

BOWL EXPERIENCE

As a coach

2011 GoDaddy.com..... Miami

- Served as an offensive and special teams intern at Miami (Ohio) University in 2010. The RedHawks captured the Mid-American Conference championship and earned a victory in the 2011 GoDaddy.com Bowl, after which McCullough was promoted to running backs coach.

- Starred at Miami from 1992-95 when Indiana head coach Kevin Wilson served as the team's offensive coordinator. He was a three-time All-MAC selection (first team in 1992 and 1995, second team in 1994).

- Ended his career as the MAC and Miami recordholder for career rushing yards (4,368) and career rushing attempts (949). McCullough was the first RedHawk to lead the team in rushing four years, topping the 1,000-yard mark on three occasions.

- Became the first Miami player to earn MAC Freshman of the Year honors (1992) and was later a finalist for the Doak Walker Award as the nation's top running back.

- From 1996-01, he played professionally for the NFL's Cincinnati Bengals and Philadelphia Eagles, the CFL's Winnipeg Blue Bombers and the XFL's Chicago Enforcers.

- An inductee into the Miami Athletic Hall of Fame in 2004.

- Following his playing career, McCullough worked in education at the high school level in the Cincinnati area initially as a teacher, then head football coach, athletic director and principal.

- As a coach and athletic director, he was responsible for the placement of over 100 student-athletes into college on scholarships.

- Deland and his wife, Darnell, have three sons, Deland Jr. (11), Dasan (8) and Daeh (7).



The McCullough Family



BRANDON SHELBY

CORNERBACKS
 FIRST SEASON

PERSONAL

Birthdate: March 24, 1981
 Hometown: Kansas City, Mo.
 High School: Rockhurst
 College: Oklahoma, '04; '05

PLAYING EXPERIENCE

Oklahoma
 2001-04: Defensive Back

COACHING EXPERIENCE

Oklahoma
 2006: Defensive Assistant
Arizona
 2007: Graduate Assistant
San Diego
 2008: Defensive Backs
Portland State
 2009: Secondary
Louisiana-Monroe
 2010: Cornerbacks
Indiana
 2011-: Cornerbacks

BOWL EXPERIENCE

As a player
 2002 Cotton Oklahoma
 2003 Rose Oklahoma
 2004 Sugar Oklahoma
 2005 Orange Oklahoma

As a coach
 2007 Fiesta Oklahoma

- Spent 2010 as cornerbacks coach at the University of Louisiana-Monroe. Cornerback Robert Nelson finished with 55 tackles, 45 solo, with two interceptions, nine passes defended, seven pass breakups, five tackles for loss, one sack and one fumble recovery.
- In 2009, Shelby coached the secondary at Portland State University and tutored the defensive backs at the University of San Diego in 2008.
- San Diego posted a 9-2 mark and three of Shelby's players earned all-conference honors. Al-Rilwan Adeyemi was named Pioneer League Freshman Defensive Player of the Year after finishing the season with five interceptions, two of which he returned for touchdowns.
- Began his coaching career at his alma mater, the University of Oklahoma, as a defensive assistant in 2006. The Sooners won the Big 12 Championship and went on to play in the Fiesta Bowl that season.
- Shelby spent the 2007 season as a graduate assistant at the University of Arizona before moving on to San Diego.
- Participated in the inaugural Future Coaches Academy in San Antonio in January 2007, a workshop held in conjunction with the NCAA, American Football Coaches Association, the Black Coaches Association and the National Football League.
- Shelby was a standout defensive back at Oklahoma, where he participated in a pair of BCS National Championship Games and three straight BCS bowl games.
- As a four-year letterman (2001-04), he earned All-Big 12 honors and Academic All-Big 12 honors. In 2002, he tied a then Oklahoma record with four sacks for a defensive back.
- Graduated from Oklahoma with a bachelor's degree in business management in 2004 and with a master's in human relations in 2005.



Brandon Shelby



BILLY RAY JOHNSON

FOOTBALL OPERATIONS FIRST SEASON

PERSONAL

Birthdate: September 1, 1965
Hometown: Hingham, Mass.
Family: Wife - Kara;
Son - Jake (9) & Luke (6)
High School: Hingham
College: Massachusetts, '87

PROFESSIONAL EXPERIENCE Oklahoma

1994-96: Assistant Director of Athletic Housing
1996-99: Dir. of Athletic Housing
2000-01: Asst. Ticket Manager
2001-04: Assoc. Ticket Manager
2005-07: Dir. of Ticket Operations
2007-08: Assistant AD/
Ticket Operations
2008-10: Associate AD

Indiana

2011-: Football Operations

ACHIEVEMENTS

Oklahoma

Football: 13 bowl games, 8 BCS games, 7 Big 12 title games, 4 national championship games, 2000 national championship

Baseball: 3 College World Series appearances, 1994 national champions


Softball: 6 Women's College World Series appearances, 2000 national champions

Men's Basketball: 3 Big 12 tournament championships, 2002 Final Four appearance, 1 Big 12 regular season championship

Women's Basketball: 6 regular season Big 12 championships, 4 Big 12 tournament championships, 2 Final Four appearances

Men's Gymnastics: 5 national championships

- Johnson is in his first season working in Indiana's football operations. He came to IU from the University of Oklahoma.
- Supervised the sport of softball while serving on various committees and senior staff initiatives.
- Joined the OU staff in 1994 as the assistant director of athletic housing and then served as the director of athletic housing until 2000.
- During his time with the athletics ticket office, Johnson cultivated a nationally-renowned operation through the addition of many innovative programs.
- In 2000, he headed to the athletics ticket office as the assistant ticket manager before progressing to the role of associate ticket manager.
- Among these was Access Management, a digital ticketing system that allowed fans to sell and share tickets through the Ticket Marketplace and Ticket Sharing and allowed for the scanning of all tickets for a more efficient and secure ticketing process while enhancing OU's Priority Point System.
- Under Johnson's supervision, Oklahoma also became the first collegiate program to implement an attendance loyalty system. The Sooner Loyalty program rewarded season ticket holders for game attendance and the resale of their tickets through athletics department channels.
- During the summer of 2004, Johnson was named the director of ticket operations. In 2006, he was promoted to assistant athletic director/ticket operations and in 2009, he was promoted to associate athletic director.
- A 1987 graduate of the University of Massachusetts at Amherst, Johnson holds a bachelor's degree in history.
- Worked closely with the Sooner Club, marketing and promotions, media relations, event management and the coaches and teams to ensure that all needs were accommodated and enhanced each fan's experience with Oklahoma Athletics.
- Billy Ray and his wife, Kara, have two sons, Jake (9) and Luke (6).
- Played an integral role in receiving bids for all championship events hosted by the Sooners, which included over 30 Big 12 Conference and NCAA postseason events from 2000-10.



The Johnson Family



MARK DEAL

FOOTBALL OPERATIONS FOURTH SEASON

PERSONAL

Birthdate: March 21, 1957
Hometown: Hobart, Ind.
Family: Wife - Patricia;
Daughter - Carrie; Son - Casey
High School: Hobart
College: Indiana, '79; '86

PLAYING EXPERIENCE

Indiana
1975-78: Center

PROFESSIONAL EXPERIENCE

Indiana
1979: Graduate Assistant
Wabash
1980-82: Linebackers
1983: Offensive Coordinator/OL
Marshall
1984-85: TE/WR/LB
Kansas State
1986-88: Running Backs
VMI
1989-90: Offensive Line
Rutgers
1991-95: Offensive Line
Indiana
1996-99: Offensive Line
2000-07: Assistant Director of
Development
2008-: Football Operations

- Former Hoosier player and assistant coach Mark Deal is in his fourth season working in Indiana's football operations.
- Came over to the football program after serving as an assistant director of development with IU's Varsity Club. Deal also played from 1975-78 and coached in 1979 and from 1996-99 for the Hoosiers.
- Played center and began his coaching career as a graduate assistant at IU in 1979 under head coach Lee Corso. The 1979 squad finished with an 8-4 record, including a Holiday Bowl victory over Brigham Young University, 38-37.
- His Indiana connections go far beyond his playing days. Deal's father, Russ, was captain of Indiana's 1945 Big Ten championship team and is a member of the IU Athletics Hall of Fame. Mark's brother, Mike, played on the 1967 Big Ten championship and Rose Bowl team.
- Spent four seasons as a Hoosier offensive line coach from 1996-99 and has worked within the department of athletics since 2000.
- Prior to his return to IU, Deal spent five seasons (1991-95) as the offensive line coach at Rutgers University.
- Held assistant coaching positions at Virginia Military Institute (1989-90), Kansas State University (1986-88) and Marshall University (1984-85).
- Began his coaching career as the linebackers coach at Wabash College in 1980. He spent four years at the Division III school, including the 1983 season, which he spent as the team's offensive coordinator and offensive line coach.
- Mark and his wife, Patricia, also an Indiana graduate, have one daughter, Carrie, and one son, Casey.
- Carrie played volleyball at IU (2005-06), making the Deal family one of only two families in Indiana Athletics history to have three generations of letterwinners. She earned Academic All-Big Ten honors in 2006 and graduated with a degree in special education in May 2009.
- Casey is a junior at IU and a 2009 Bloomington North High School graduate.



The Deal Family



MARK HILL

HEAD STRENGTH & CONDITIONING COACH

FIRST SEASON

PERSONAL

Birthdate: August 16, 1977
 Hometown: Lanett, Ala.
 Family: Wife - Alesha;
 Son - Markieus (7);
 Daughter - Makiyah (newborn)
 High School: Lanett
 College: UT-Chattanooga, '99

PLAYING EXPERIENCE

Tennessee-Chattanooga
 1995-98: Wide Receiver

COACHING EXPERIENCE

Oklahoma
 2000-03: Assistant Strength &
 Conditioning Director

Arizona
 2004-06: Associate Director of
 Performance Enhancement

Minnesota
 2007-10: Head Strength &
 Conditioning Director

Indiana
 2011-: Head Strength &
 Conditioning Director

BOWL EXPERIENCE

As a coach
 2001 Orange (NC Game) Oklahoma
 2002 Cotton Oklahoma
 2003 Rose Oklahoma
 2004 Sugar (NC Game) .. Oklahoma
 2008 Insight Minnesota
 2009 Insight Minnesota

- Owns 11 years of coaching experience and has been a part of six bowl teams, including the 2000 national champion Oklahoma Sooners.

- Comes to Bloomington after four years as the head strength and conditioning director at the University of Minnesota (2007-10).

- Nineteen student-athletes earned All-Big Ten recognition during Hill's tenure at Minnesota. That total included back-to-back first team choice and current Denver Broncos wide receiver Eric Decker (2008 and 2009).

- Following the 2009 campaign, four Golden Gophers were invited to the NFL Combine - Decker, Lee Campbell, Simoni Lawrence and Nate Triplett. Additionally, Hill coached four Gophers who signed NFL contracts following the 2007 season.

- Spent 2004-06 as associate director of performance enhancement at the University of Arizona. Hill coached three Freshman All-Americans and nine NFL Draft selections, including current San Diego Charger cornerback Antoine Cason.

- Cason went on to become a first-round NFL Draft pick and won the 2007 Thorpe Award as the nation's best collegiate defensive back.

- Prior to his stop at Arizona, Hill worked from 2000-03 at the University of Oklahoma as an assistant strength and

conditioning director. Hill and Indiana head coach Kevin Wilson worked together in 2002 and 2003.

- While at Oklahoma, Hill helped the Sooners to four consecutive top 10 finishes, including a 13-0 record and a national championship in 2000. OU also won Big 12 titles in 2000 and 2002.

- In total, he coached 13 All-Americans, 28 NFL Draft picks (including six first-round choices), and recipients of the Butkus, Heisman, Lombardi, Nagurski, O'Brien and Thorpe awards in his four seasons at Oklahoma.

- A three-year starting wide receiver for the University of Tennessee-Chattanooga. He led the Mocs and finished second in the league in receiving en route to 1998 first team All-Southern Conference honors.

- Collected 53 receptions for 683 yards and two scores in 1998 and also returned 12 kickoffs for 279 yards. Hill finished his career with 100 catches for 1,329 yards.

- Graduated from Tennessee-Chattanooga with a degree in sport administration in 1999.

- Mark and his wife, Alesha, have one son, Markieus (7) and one daughter, Makiyah (newborn).



The Hill Family

T W E N T Y - E L E V E N
INDIANA FOOTBALL
STRENGTH STAFF



WILL PEOPLES

Assistant Strength & Conditioning Coach

- Peoples is in his first year as an assistant strength and conditioning coach at Indiana.
- Worked with IU head strength and conditioning coach Mark Hill from 2007-10 in the same capacity at the University of Minnesota and has coached in three bowl games.
- Nineteen student-athletes earned All-Big Ten recognition during his tenure, including Denver Broncos wide receiver Eric Decker (2008 and 2009).
- An assistant with the strength and conditioning program at the University of Iowa in 2006.
- A wide receiver at the University of Oklahoma and a member of the 2000 national championship team that went 13-0. Peoples was a member of five bowl teams with three national title appearances.
- Played in the national championship game his final two seasons and won three Big 12 titles before signing a free agent contract with the Buffalo Bills.



AURMON SATCHELL

Assistant Strength & Conditioning Coach

- Satchell is in his first year at Indiana as an assistant strength and conditioning coach.
- Joined the University of South Carolina football program in March 2009 as a strength and conditioning graduate assistant and spent 2010 as an assistant strength and conditioning coach.
- Spent the 2007 and 2008 campaigns as a volunteer strength and conditioning coach at the University of Minnesota.
- Worked with IU's head strength and conditioning coach Mark Hill and assistant strength and conditioning coach Will Peoples at Minnesota.
- A graduate of the University of Texas, where he earned a degree in youth and community studies. Satchell was a three-year letterwinner at linebacker and defensive end.
- Aurmon and his wife, Veronica, have one daughter, Jayln (9) and one son, Sean (4).



RICK DANISON

Assistant Strength & Conditioning Coach

- Danison is in his third year as a strength and conditioning coach at Indiana. He has worked with more than 40 All-Americans, two national champions and four Big Ten champions.
- A former all-conference football player and team captain at Ohio Northern University, where he earned a B.A. in exercise physiology, health and physical education.
- Served as a strength and conditioning assistant with the Cincinnati Bengals in 2008-09.
- In 2009, Danison worked as an NFL Combine performance specialist with Ignition Athletic Performance Group. His program was ranked among the top 10 combine training programs in the country.
- Completed his graduate work in exercise science and coaching education from Ohio University.
- Rick and his wife, Michelle, have one daughter, Kynnlee, and reside in Spencer.



JOSH EIDSON

Assistant Strength & Conditioning Coach

- Eidson is in his ninth year as an assistant director of strength and conditioning at Indiana.
- Assists with the hiring, training and supervision of the full time, part time, volunteer and intern members of the staff.
- A 1997 graduate of Lock Haven University in Pennsylvania.
- After attending Lock Haven, Eidson attended Penn State University and received his master's degree in health education in 2002.
- At Penn State, he served as the assistant strength and conditioning coach for football, track and diving as well as several other varsity sports.
- Josh and his wife, Shirl, reside in Bloomington with their sons, Aidan, and Logan.



AMY FREEL

Director of Performance Nutrition

- Freel is in her first season as director of performance nutrition at Indiana.
- Responsible for developing a comprehensive nutrition program geared toward improving the training, performance and recovery of Indiana's student-athletes.
- A registered dietitian and a certified specialist in sports dietetics, Freel spent 2003-10 building the same program at Virginia Tech.
- Serves on the Executive Board and is the conference chair for the newly formed Collegiate and Professional Sports Dietitians Association (CPSDA).
- Received her undergraduate and graduate degree from Ball State University, where she competed in intercollegiate gymnastics for four years.
- Amy and her husband, Mike, have four children, Ben, Matt, Ashley and Luke.



BRIAN LUND
HEAD FOOTBALL ATHLETIC TRAINER
 FIFTH SEASON

- Lund is in his fifth year as head football athletic trainer and his eighth season overall with the Indiana football program.
- Served as the team's assistant athletic trainer the previous three seasons.
- Prior to IU, he worked as the assistant trainer (1999-2000) and the head trainer (2000-04) at Buena Vista University in Storm Lake, Iowa.
- Oversaw the sports medicine efforts for Buena Vista's entire 21-sport program.
- Received his bachelor's degree in exercise and sports science from the University of Wisconsin-LaCrosse in 1998.
- Earned his master's degree in kinesiology from Indiana University in 1999.
- Brian and his wife, Melissa, reside in Bloomington with their twin daughters, Anna and Madelyn (8).

PERSONAL

Birthdate: February 22, 1976
 Hometown: St. Croix Falls, Wis.
 Family: Wife - Melissa;
 Daughters - Anna (8) & Madelyn (8)
 High School: St. Croix Falls
 College: Wisconsin-Lacrosse, '98;
 Indiana, '99



The Lund Family



AARON BACHERT
 Assistant Football
 Athletic Trainer



LUCAS PHILLIPS
 Assistant Football
 Athletic Trainer



ANDY HIPSKIND
 Assistant AD -
 Sports Medicine



GREG FOX
 Orthopedic Surgeon



STERLING DOSTER
 Orthopedic Surgeon



KEN MOORE
 Team Dentist

T W E N T Y - E L E V E N
INDIANA FOOTBALL
SUPPORT STAFF



**RON
 CARPENTER**

Quality Control -
 Defense

- Carpenter is in his first season in charge of quality control for Indiana's defensive staff. He spent 2009 and 2010 as the defensive backs coach and special teams coordinator at Central State University.
- Played at Miami (Ohio) University at defensive back (1989-92), where he was coached by future Miami and Indiana head coach Terry Hooppner.
- An All-American, a three-year all-conference selection and named to the Mid-American Conference's All-Millennium team.
- Upon graduation, he signed a free agent contract with the Minnesota Vikings. He also played with the Cincinnati Bengals, the New York Jets and the St. Louis Rams, where he was a member of the 2000 Super Bowl XXXIV champions.
- Graduated from Miami in 1993 with a major in urban and regional planning with a minor in urban design. Ron and his wife, Tamara, have two sons, Kamron (16) and Aiden (newborn).



**CARTER
 WHITSON**

Quality Control -
 Offense

- Whitson is in his first season in charge of quality control for Indiana's offensive staff.
- A two-year letterwinner at the University of Oklahoma from 2005-09.
- Walk-on played quarterback, wide receiver and was the team's holder.
- Spent all five years at OU with Indiana head coach Kevin Wilson, who was the Sooners offensive coordinator.
- Graduated from Oklahoma with a degree in education in May 2009.
- The son of Brent and Lisa Whitson. Brent is the head football coach at South Grand Prairie high school in Texas.



**JEFF
 SIMS**

Quality Control -
 Recruiting

- Sims is in his first season with the Indiana football program.
- Spent four seasons as head coach at Fort Scott Community College in Kansas.
- Led Fort Scott to a 32-12 record (.727) during his tenure, including three consecutive trips to postseason bowls and three straight nine-plus win seasons.
- Fort Scott went 11-1, won a Kansas Jayhawk Community College Conference (KJCCC) title and finished NJCAA national runner-up in 2009.
- Sims was named KJCCC Coach of the Year in 2009 and led the program to its first national title game since 1973.
- Jeff and his wife, Lecia, have three children, Dylan (10), Jacob (9) and Samantha (6).



**CHRIS
 SHULA**

Graduate Assistant -
 Defense

- Shula is in his first season as a defensive graduate assistant for the Indiana football program.
- Spent the 2010 season as a graduate assistant at Ball State University.
- A three-year letterwinner at linebacker at Miami (Ohio) University from 2004-08. He totaled 144 tackles and 5.5 tackles for loss in his career.
- After graduating from Miami in December 2008 with a degree in sports studies, Shula spent the 2009-10 academic year as a graduate assistant in athletic administration at the University of Oklahoma.
- The son of Dave and Leslie Shula, his father was the head coach of the National Football League's Cincinnati Bengals from 1992-96.
- Grandfather, Don Shula, was the head coach of the NFL's Miami Dolphins from 1970-95 and is in the league's Hall of Fame.



**NOAH
 HERRON**

Graduate Assistant -
 Offense

- Herron is in his first season as an offensive graduate assistant for the Indiana football program.
- A four-year letterwinner at Northwestern University (2001-04), he earned second team All-Big Ten accolades as a senior.
- Closed NU career as program's fifth all-time leading rusher with 2,524 yards and fourth on NU's all-time rushing TD list with 26.
- Became just the fourth player in school history to total 2,500 career rushing yards (2,524) and 500 receiving yards (781).
- Drafted by the Pittsburgh Steelers in the seventh round of the 2005 NFL Draft.
- Played for Pittsburgh (2005), the Green Bay Packers (2005-07), the Tampa Bay Buccaneers (2008), the New York Jets (2009) and the Cleveland Browns (2009).

T W E N T Y - E L E V E N
INDIANA FOOTBALL
SUPPORT STAFF



MARTY CLARK

Assistant AD -
 Team Purchasing &
 Licensing

- Clark is in his 23rd season in association with the Indiana football program.
- Took over the management of all Indiana athletic apparel and equipment in 2002 and was promoted to assistant athletic director for team purchasing & licensing in 2005.
- At Indiana, he has accompanied the Hoosiers to the 1990 Peach, the 1991 Copper, the 1993 Independence and the 2007 Insight Bowls.
- Earned a master's of science in athletic administration/sport management from Indiana in 2006.
- A 1989 graduate of Western Carolina University with a bachelor's degree in sport management.
- Marty and his wife, Marianne, reside in Bloomington with their daughters, Ashley and Brittany.



MITCH GUDMUNDSON

Director of
 Football Equipment

- Gudmundson is in his 11th season as director of football equipment with the IU football program.
- Primary role is managing the daily equipment needs of the football coaches and players.
- Served as head equipment manager for the Orlando Rage during the 2001 XFL season.
- Spent the 2000 season in NFL Europe as head equipment manager of the Rhein Fire, where the team won the 2000 World Bowl.
- A 1998 graduate of the University of Wisconsin-River Falls with a bachelor's of science degree in agricultural education.
- Certified member of the Athletic Equipment Managers Association and a member of the advisory staff for Powers Athletic Uniforms.
- Mitch and his wife, Lisa, reside in Bloomington with their newborn daughter, Audrey.



JOEL BARON

Football
 Video Coordinator

- Baron is in his 10th year as the video coordinator for the Indiana football team.
- A 1999 graduate of Millersville (Pa.) University with a degree in speech communications, Baron served as football video coordinator for five years, both as an undergraduate and after graduation.
- Moved on to the University of Memphis in February 2001, where he was the video coordinator for all the department's programs. Baron served in that role until August 2002.
- Originally from Lansdale, Pa., Baron graduated from North Penn High School in 1995.
- Joel and his wife, Brandie, reside in Bloomington with their daughter, Jillian Grace (4).



NICHOLAS VOGT

Football
 Equipment Manager



BJ FERRAND

Assistant to
 Head Coach
 Kevin Wilson



DEBBIE THOMPSON

Senior
 Recruiting Assistant



ANDREA RICHARDSON

Senior
 Staff Assistant



LAINIE HOFFMAN

Office Assistant



MELISSA NETTLETON

Recruiting Assistant



MATTIE WHITE
ASSISTANT AD - STUDENT SERVICES
 FIFTH SEASON

PERSONAL

Birthdate: March 11, 1980
 Hometown: Cambridge, Ohio
 High School: Cambridge
 College: Ohio, '02; '04;
 Indiana, '08

- White is in her seventh year at Indiana and her fifth year as the assistant athletic director for academic and student development services.
- Previously served as an academic advisor for men's tennis, softball, rowing and coordinator of the CHAMPS/Life Skills program.
- Currently, she oversees Learning Services, Life Skills programming and the academic programs for football and men's basketball.
- In addition to her administrative duties, she serves as the department's liaison to various student affairs units on campus.
- Prior to joining the Hoosier staff, White was the assistant director of campus programs for multicultural life at Macalester (Minn.) College.
- She was responsible for campus wide multicultural programming, advising the cultural student organizations, overseeing the Cultural House and collaborated with the athletic department to establish the institution's CHAMPS/Life Skills program.
- Member of the National Association of Collegiate Women Athletic Administrators (NACWAA), the National Association of Academic Advisors for Athletics (N4A), the Black Coaches and Administrators (BCA) and a graduate of the NACWAA/HERS program.
- A volunteer for the Big Brothers/Big Sisters program, the secretary for the Ohio University Indiana Alumni Chapter and has been active on university committees as well as a facilitator for a variety of student leadership programs.
- Received both her bachelor's degree in journalism (2002) and master's of education (2004) from Ohio University.
- In 2008, White completed a second master's degree in athletic administration through the school of Health, Physical Education and Recreation (HPER) at Indiana University.
- Currently, she is pursuing a PhD in IU's School of Education's Counseling Psychology doctoral program where she plans on specializing in sport psychology.



TRAVIS BOYD
 Director of Academic Services - Football



DUSTIN SWANSON
 Assistant Director of Academic Services - Football



CHRISTA SIST
 Learning Specialist - Football



KELLY NOONAN
 Assistant AD



AMANDA FARK
 Academic Advisor



LISA FRANZ
 CHAMPS / Life Skills & Tutor Program Specialist



MICHAEL GREEN
 Academic Advisor



SCOTT MAXWELL
 Director of Retention & Learning Services



MARNI MOONEY
 Director of Academic Services



LORIAN PRICE
 Academic Advisor



LAURI GREDEY
 Office Manager

T W E N T Y - E L E V E N
INDIANA FOOTBALL
2010 IN REVIEW

RUSHING

	G	Att	Gain	Loss	Net	Avg	TD	Long	Avg/G
Burgess, Trea	12	104	380	28	352	3.4	3	18	29.3
Willis, Darius	4	64	298	20	278	4.3	4	49	69.5
Doss, Tandon	11	28	168	5	163	5.8	1	39	14.8
Turner, Nick	11	28	174	17	157	5.6	1	67	14.3
Davis-Walker, Zach	7	26	127	8	119	4.6	0	24	17.0
Banks, Antonio	10	26	95	5	90	3.5	1	15	9.0
Wright-Baker, Ed	5	8	28	3	25	3.1	0	7	5.0
Chappell, Ben	12	47	109	95	14	0.3	3	19	1.2
Kiel, Dusty	5	7	19	7	12	1.7	0	8	2.4
Thomas, Jeff	12	1	5	0	5	5.0	0	5	0.4
TEAM	10	9	0	11	-11	-1.2	0	0	-1.1
Total.....	12	348	1403	199	1204	3.5	13	67	100.3
Opponents.....	12	407	2240	178	2062	5.1	20	72	171.8

PASSING

	G	Effic	Cmp-Att-Int	Pct	Yds	TD	Lng	Avg/G
Chappell, Ben	12	132.5	302-483-9	62.5	3295	24	65	274.6
Kiel, Dusty	5	35.1	4-17-2	23.5	71	0	22	14.2
Wright-Baker, Ed	5	108.5	5-12-1	41.7	80	1	62	16.0
Doss, Tandon	11	0.0	0-1-0	0.0	0	0	0	0.0
Total.....	12	128.5	311-513-12	60.6	3446	25	65	287.2
Opponents.....	12	156.3	226-345-8	65.5	2860	27	74	238.3

RECEIVING

	G	No.	Yds	Avg	TD	Long	Avg/G
Belcher, Damarlo	12	78	832	10.7	4	65	69.3
Turner, Terrance	12	67	681	10.2	3	38	56.8
Doss, Tandon	11	63	706	11.2	7	46	64.2
Wilson, Duwyce	12	32	488	15.2	3	62	40.7
Bolser, Ted	12	27	407	15.1	5	28	33.9
Willis, Darius	4	11	102	9.3	1	19	25.5
Turner, Nick	11	7	54	7.7	0	13	4.9
Hughes, Kofi	10	7	42	6.0	0	9	4.2
Burgess, Trea	12	5	38	7.6	0	9	3.2
Dedmond, Max	8	5	37	7.4	2	16	4.6
Davis-Walker, Zach	7	4	30	7.5	0	29	4.3
Banks, Antonio	10	2	13	6.5	0	8	1.3
Chester, Jamonne	8	2	13	6.5	0	11	1.6
McDonald, Andrew	11	1	3	3.0	0	3	0.3
Total.....	12	311	3446	11.1	25	65	287.2
Opponents.....	12	226	2860	12.7	27	74	238.3

- Current players in bold

TEAM STATISTICS

	IND	OPP
SCORING	326	408
Points Per Game	27.2	34.0
FIRST DOWNS	260	228
Rushing	69	94
Passing	167	121
Penalty	24	13
RUSHING YARDAGE	1204	2062
Yards gained rushing	1403	2240
Yards lost rushing	199	178
Rushing Attempts	348	407
Average Per Rush	3.5	5.1
Average Per Game	100.3	171.8
TDs Rushing	13	20
PASSING YARDAGE	3446	2860
Comp-Att-Int	311-513-12	226-345-8
Average Per Pass	6.7	8.3
Average Per Catch	11.1	12.7
Average Per Game	287.2	238.3
TDs Passing	25	27
TOTAL OFFENSE	4650	4922
Total Plays	861	752
Average Per Play	5.4	6.5
Average Per Game	387.5	410.2
KICK RETURNS: #-Yards	64-1476	61-1449
PUNT RETURNS: #-Yards	9-61	22-199
INT RETURNS: #-Yards	8-91	12-248
KICK RETURN AVERAGE	23.1	23.8
PUNT RETURN AVERAGE	6.8	9.0
INT RETURN AVERAGE	11.4	20.7
FUMBLES-LOST	13-8	12-5
PENALTIES-Yards	52-476	82-785
Average Per Game	39.7	65.4
PUNTS-Yards	55-2045	48-2087
Average Per Punt	37.2	43.5
Net punt average	32.8	40.1
TIME OF POSSESSION/Game	30:41	29:19
3RD-DOWN Conversions	74/169	67/153
3rd-Down Pct	44%	44%
4TH-DOWN Conversions	5/13	4/10
4th-Down Pct	38%	40%
SACKS BY-Yards	15-77	12-83
MISC YARDS	0	0
TOUCHDOWNS SCORED	39	51
FIELD GOALS-ATTEMPTS	18-21	17-23
ON-SIDE KICKS	1-1	0-1
RED-ZONE SCORES	(44-50) 88%	(43-47) 91%
RED-ZONE TOUCHDOWNS	(29-50) 58%	(30-47) 64%
PAT-ATTEMPTS	(38-38) 100%	(49-49) 100%
ATTENDANCE	251718	310226
Games/Avg Per Game	6/41953	5/62045
Neutral Site Games		1/78790

T W E N T Y - E L E V E N
INDIANA FOOTBALL
2010 IN REVIEW

PUNT RETURNS

	No.	Yds	Avg	TD	Long
Doss, Tandon	7	49	7.0	0	12
Turner, Terrance	1	-1	-1.0	0	0
Bush, Kevin	1	13	13.0	0	0
Total.....	9	61	6.8	0	12
Opponents.....	22	199	9.0	1	25

INTERCEPTIONS

	No.	Yds	Avg	TD	Long
Evans, Mitchell	3	35	11.7	0	24
Thomas, Jeff	2	0	0.0	0	0
Heban, Greg	1	0	0.0	0	0
Replogle, Tyler	1	0	0.0	0	0
Ernest, Matt	1	56	56.0	1	56
Total.....	8	91	11.4	1	56
Opponents.....	12	248	20.7	3	68

KICK RETURNS

	No.	Yds	Avg	TD	Long
Doss, Tandon	41	1016	24.8	0	87
Turner, Nick	12	253	21.1	0	38
Wilson, Duwyce	8	180	22.5	0	46
Love III, Charles	1	15	15.0	0	15
TEAM	1	-3	-3.0	0	0
McGhee, Brandon	1	15	15.0	0	15
Total.....	64	1476	23.1	0	87
Opponents.....	61	1449	23.8	0	71

FUMBLE RETURNS

	No.	Yds	Avg	TD	Long
Total.....	0	0	0.0	0	0
Opponents.....	1	6	6.0	0	6

ALL-PURPOSE

	No.	Yds	Avg
Doss, Tandon	11	1934	175.8
Belcher, Damarlo	12	832	69.3
Turner, Terrance	12	680	56.7
Wilson, Duwyce	12	668	55.7
Turner, Nick	11	464	42.2
Bolser, Ted	12	407	33.9
Burgess, Trea	12	390	32.5
Willis, Darius	4	380	95.0
Davis-Walker, Zach	7	149	21.3
Banks, Antonio	10	103	10.3
Total.....	12	6278	523.2
Opponents.....	12	6818	568.2

SCORING

	TD	FGs	Kick	PATs				DXP	Saf	Points
				Rush	Rcv	Pass	Other			
Ewald, Mitch	0	16-19	33-33	0-0	0	0-0	0	0	81	
Doss, Tandon	8	0-0	0-0	0-0	0	0-0	0	0	48	
Bolser, Ted	5	0-0	0-0	0-0	0	0-0	0	0	30	
Willis, Darius	5	0-0	0-0	0-0	0	0-0	0	0	30	
Belcher, Damarlo	4	0-0	0-0	0-0	0	0-0	0	0	24	
Turner, Terrance	3	0-0	0-0	0-0	0	0-0	0	0	18	
Wilson, Duwyce	3	0-0	0-0	0-0	0	0-0	0	0	18	
Chappell, Ben	3	0-0	0-0	0-0	0	0-1	0	0	18	
Burgess, Trea	3	0-0	0-0	0-0	0	0-0	0	0	18	
Dedmond, Max	2	0-0	0-0	0-0	0	0-0	0	0	12	
Freeland, Nick	0	2-2	5-5	0-0	0	0-0	0	0	11	
Banks, Antonio	1	0-0	0-0	0-0	0	0-0	0	0	6	
Ernest, Matt	1	0-0	0-0	0-0	0	0-0	0	0	6	
Turner, Nick	1	0-0	0-0	0-0	0	0-0	0	0	6	
Total.....	39	18-21	38-38	0-0	0	0-1	0	0	326	
Opponents.....	51	17-23	49-49	0-0	0	0-2	0	1	408	

FIELD GOALS

	FGM-FGA	Pct	01-19	20-29	30-39	40-49	50-99	Lg	Blk
Freeland, Nick	2-2	100.0	0-0	1-1	1-1	0-0	0-0	36	0
Ewald, Mitch	16-19	84.2	1-1	6-6	6-7	3-4	0-1	49	0

PUNTING

	No.	Yds	Avg	Long	TB	FC	I20	50+	Blkd
Hagerup, Chris	39	1538	39.4	55	2	10	15	2	2
Pines, Adam	12	482	40.2	47	0	2	3	0	0
TEAM	4	25	6.2	25	0	0	0	0	1
Total.....	55	2045	37.2	55	2	12	18	2	3
Opponents.....	48	2087	43.5	65	5	8	22	17	1

KICKOFFS

	No.	Yds	Avg	TB	OB	Retn	Net	Yd
Ewald, Mitch	52	3039	58.4	3	1			
Freeland, Nick	14	890	63.6	1	0			
Hagerup, Chris	1	44	44.0	0	0			
Total.....	67	3973	59.3	4	1	23.8	36.5	33
Opponents.....	78	4873	62.5	10	1	23.1	41.0	29

TOTAL OFFENSE

	G	Plays	Rush	Pass	Total	Avg/G
Chappell, Ben	12	530	14	3295	3309	275.8
Burgess, Trea	12	104	352	0	352	29.3
Willis, Darius	4	64	278	0	278	69.5
Doss, Tandon	11	29	163	0	163	14.8
Turner, Nick	11	28	157	0	157	14.3
Davis-Walker, Zach	7	26	119	0	119	17.0
Wright-Baker, Ed	5	20	25	80	105	21.0
Banks, Antonio	10	26	90	0	90	9.0
Kiel, Dusty	5	24	12	71	83	16.6
Thomas, Jeff	12	1	5	0	5	0.4
TEAM	10	9	-11	0	-11	-1.1
Total.....	12	861	1204	3446	4650	387.5
Opponents.....	12	752	2062	2860	4922	410.2

- Current players in bold

T W E N T Y - E L E V E N
INDIANA FOOTBALL
 2010 IN REVIEW

DEFENSIVE STATISTICS

	GP	-----Tackles-----			TFL-Yds	-Sacks-		---Pass Def---			-Fumbles-		Blkd	
		Solo	Ast	Total		No-Yards	Int-Yds	BrUp	PD	Qbh	Rcv-Yds	FF	Kick	Saf
46 Replogle, Tyler	10	48	39	87	6.0- 11			1- 0	1	3	1-0	.	.	
53 Thomas, Jeff	12	45	37	82	7.5- 20	1.0- 6	2- 0	1	3	2	.	.	.	
5 Evans, Mitchell	12	42	27	69	1.0- 1	.	3- 35	2	5	
48 Beckum, Leon	12	41	28	69	9.0- 29	3.0- 20	.	1	1	2	.	.	.	
44 Johnson, Darius	11	32	33	65	7.0- 22	4.5- 19	.	2	2	3	.	1	.	
10 Jones, Donnell	11	33	14	47	1.0- 1	.	.	5	5	1	1- 0	.	.	
17 Heban, Greg	12	25	15	40	3.5- 7	.	1- 0	5	6	
98 Replogle, Adam	12	10	22	32	3.5- 15	2.0- 14	.	1	1	3	.	.	.	
51 Thomas, Terrance	12	17	15	32	6.5- 25	2.0- 8	.	.	.	3	1-0	1	.	
15 Ernest, Matt	12	23	6	29	1.5- 9	0.5- 5	1- 56	3	4	
23 Burks, Adrian	10	19	8	27	1	.	.	.	
42 Sherer, Chad	12	12	13	25	
6 Council, Richard	9	14	7	21	0.5- 1	.	.	3	3	
69 Mentzer, Mick	12	5	15	20	4.0- 7	1.0- 2	.	4	4	3	.	.	.	
97 Black Jr., Larry	12	3	12	15	2.5- 5	1.0- 3	.	.	.	3	.	.	1	
39 McGhee, Brandon	11	9	5	14	
13 Hughes, Kofi	10	8	6	14	
54 Lukaszewski, Jamie	12	8	4	12	
34 Bush, Kevin	12	5	6	11	0.5- 1	2	.	1	.	
93 Jones, Fred	10	3	7	10	0.5- 1	1	.	
33 Sims, Damon	10	3	6	9	.	.	.	1	1	
75 Sliger, Nicholas	11	3	6	9	1.5- 2	
TM TEAM	10	8	.	8	2.0- 2	1	.	
30 Drane, Jarrell	4	2	5	7	
29 Adkins, Chris	2	5	2	7	1.0- 1	
22 Kiles, Lenyatta	7	4	3	7	1- 0	.	.	
49 Dahlstrom, Griffen	12	2	4	6	
27 Banks, Antonio	10	4	1	5	
20 Barnett, Lawrence	9	3	2	5	1.0- 1	
21 Burgess, Trea	12	1	3	4	
95 Rose, Lee	2	2	2	4	
16 Ewald, Mitch	12	3	1	4	
55 Mack, Deonte	7	1	3	4	
7 Kates, Andre	5	3	.	3	
3 Davis-Walker, Zach	7	.	3	3	
45 Carr-Watson, Dimitrius	4	3	.	3	.	.	.	1	1	
19 Dietrick, Kyle	10	1	1	2	
31 Burks, Aaron	3	1	1	2	
2 Doss, Tandon	11	1	1	2	
94 Cornley, Javon	11	.	1	1	
88 Belcher, Damarlo	12	1	.	1	1	.	
81 Wilson, Duwyce	12	1	.	1	
90 Thomas, Eric	11	.	1	1	
26 Turner, Nick	11	1	.	1	
95 Sanders, Jeff	12	.	1	1	
72 McDonald, Andrew	11	1	.	1	
28 Willis, Darius	4	1	.	1	
Total.....	12	457	366	823	60 - 161	15 - 77	8 - 91	29	37	26	4- 0	5	2	
Opponents.....	12	466	408	874	66 - 214	12 - 83	1- 248	52	64	41	8- 6	10	4	

- Current players in bold

T W E N T Y - E L E V E N
INDIANA FOOTBALL
 2010 IN REVIEW

TEAM GAME-BY-GAME

OFFENSE

Date	Opponent	---RUSHING---				--RECEIVING--				-----PASSING-----					--KICK RET--				--PUNT RET--				tot off
		No.	Yds	TD	Lg	No.	Yds	TD	Lg	Cmp-Att	Yds	TD	INT	Lg	No	Yds	TD	Lg	No	Yds	TD	Lg	
9/2	TOWSON	26	155	3	49	18	205	2	41	18-30	205	2	0	41	4	115	0	46	1	13	0	13	360
9/18	at Western Kentucky	31	100	2	24	32	366	3	39	32-42	366	3	0	39	1	87	0	87	1	12	0	12	466
9/25	AKRON	29	84	1	18	23	342	4	33	23-33	342	4	0	33	3	64	0	41	0	0	0	0	426
10/2	MICHIGAN	34	88	2	24	45	480	3	46	45-64	480	3	1	46	5	111	0	36	1	10	0	10	568
10/9	at Ohio State	29	69	1	15	19	141	0	25	19-35	141	0	2	25	7	147	0	26	1	-4	0	-4	210
10/16	ARKANSAS STATE	35	113	0	18	26	382	4	65	26-42	382	4	0	65	4	121	0	38	0	0	0	0	495
10/23	at Illinois	34	109	0	19	26	279	1	30	26-49	279	1	4	30	5	66	0	16	1	12	0	12	388
10/30	NORTHWESTERN	21	65	1	15	30	308	1	39	30-54	308	1	1	39	2	45	0	26	1	9	0	9	373
11/6	IOWA	24	91	1	15	27	222	0	21	27-46	222	0	1	21	6	151	0	42	1	9	0	9	313
11/13	at Wisconsin	34	167	0	67	11	149	2	62	11-24	149	2	1	62	11	223	0	28	0	0	0	0	316
11/20	vs. Penn State	21	90	1	39	23	242	2	46	23-42	242	2	1	46	8	195	0	37	1	1	0	1	332
11/27	at Purdue	30	73	1	13	31	330	3	38	31-52-0	330	3	0	38	6	117	0	30	1	-1	0	-1	403

DEFENSE

Date	Opponent	-----TACKLES-----				-SACKS-		-FUMBLE-			Pass Brk	Blkd Kick	FG Att-Mad	----XPTS----				Saf	Pts
		Solo	Asst	Total	TFL-Yds	No-Yds	FF	FR-Yds	Int-Yds	Att-Mad				Run Rcv	FG	Att-Mad	Run Rcv		
9/2	TOWSON	48	40	88	6-8	0-0	0	0-0	3-62	5	1	3-3	6-6	0	0	0	0	51	
9/18	at Western Kentucky	37	20	57	5-16	2-11	0	0-0	0-0	2	0	1-2	5-5	0	0	0	0	38	
9/25	AKRON	37	24	61	5-11	2-8	1	0-0	0-0	3	0	0-0	5-5	0	0	0	0	35	
10/2	MICHIGAN	26	22	48	0-0	0-0	0	1-0	0-0	1	0	0-0	5-5	0	0	0	0	35	
10/9	at Ohio State	37	38	75	8-25	3-19	1	1-0	1-0	2	1	1-1	1-1	0	0	0	10		
10/16	ARKANSAS STATE	45	26	71	2-20	0-0	1	1-0	2-29	1	0	3-3	3-3	0	0	0	36		
10/23	at Illinois	31	30	61	5-16	1-7	1	1-0	0-0	0	0	2-2	1-1	0	0	0	13		
10/30	NORTHWESTERN	47	32	79	9-30	2-13	1	0-0	0-0	7	0	1-2	2-2	0	0	0	17		
11/6	IOWA	35	36	71	4-12	2-10	0	0-0	1-0	4	0	2-2	1-1	0	0	0	13		
11/13	at Wisconsin	38	34	72	5-8	2-3	0	0-0	0-0	0	0	2-3	2-2	0	0	0	20		
11/20	vs. Penn State	39	46	85	6-15	1-6	0	0-0	0-0	3	0	1-1	3-3	0	0	0	24		
11/27	at Purdue	37	18	55	6-14	0-0	0	0-0	1-0	1	0	2-2	4-4	0	0	0	34		

STARTING LINEUPS

OFFENSE

Date	OPPONENT	WR	WR	LT	LG	C	RG	RT	QB	RB	TE	WR
9/2	TOWSON	T. Turner	D. Wilson	McDonald	Price	Matte	Damisch	Brewer	Chappell	Willis	Dedmond	Belcher
9/18	at Western Kentucky	T. Turner	Doss	McDonald	Price	Matte	Damisch	Brewer	Chappell	Willis	Dedmond	Belcher
9/25	AKRON	T. Turner	Doss	McDonald	Price	Matte	Pagán	Brewer	Chappell	Willis	D. Wilson (WR)	Belcher
10/2	MICHIGAN	T. Turner	Doss	McDonald	Price	Matte	Pagán	Brewer	Chappell	Hughes (WR)	D. Wilson (WR)	Belcher
10/9	at Ohio State	T. Turner	Doss	McDonald	Price	Matte	Marquette	Pagán	Chappell	Burgess	Dedmond	Belcher
10/16	ARKANSAS STATE	T. Turner	Doss	McDonald	Price	Matte	Pagán	Hager	Chappell	D. Wilson (WR)	Bolser	Belcher
10/23	at Illinois	T. Turner	Doss	McDonald	Price	Matte	Pagán	Damisch	Chappell	Burgess	Bolser	Belcher
10/30	NORTHWESTERN	C. Love III (TE)	Doss	McDonald	Price	Matte	Pagán	Brewer	Chappell	Burgess	Bolser	Belcher
11/6	IOWA	T. Turner	Doss	McDonald	Price	Matte	Pagán	Brewer	Chappell	Burgess	Bolser	Belcher
11/13	at Wisconsin	Bolser (TE)	Doss	Pagán	Price	Matte	Damisch	Brewer	Chappell	Burgess	Dedmond	Belcher
11/20	vs. Penn State	T. Turner	Doss	McDonald	Pagán	Matte	Damisch	Brewer	Chappell	Burgess	Bolser	Belcher
11/27	at Purdue	T. Turner	Doss	McDonald	Pagán	Matte	Damisch	Brewer	Chappell	Love III (TE)	Bolser	Belcher

DEFENSE

Date	OPPONENT	DE	DT	DT	DE	WLB	MLB	SLB	CB	FS	SS	CB
9/2	TOWSON	D. Johnson	Black	Mentzer	A. Replogle	Sherer	Beckum	T. Replogle	Ernest	D. Jones	Evans	Council
9/18	at Western Kentucky	T. Thomas	Black	Sliger	A. Replogle	Sims	Beckum	T. Replogle	Ernest	D. Jones	Evans	Council
9/25	AKRON	D. Johnson	Black	Mentzer	A. Replogle	Sherer	Beckum	J. Thomas	Ad. Burks	D. Jones	Evans	Council
10/2	MICHIGAN	D. Johnson	A. Replogle	Mentzer	T. Thomas	D. Jones (DB)	J. Thomas	T. Replogle	Ernest	Kiles	Evans	Council
10/9	at Ohio State	D. Johnson	A. Replogle	Mentzer	T. Thomas	Beckum	J. Thomas	T. Replogle	Ernest	D. Jones	Evans	Ad. Burks
10/16	ARKANSAS STATE	D. Johnson	A. Replogle	Mentzer	T. Thomas	Beckum	J. Thomas	T. Replogle	Ernest	D. Jones	Evans	Ad. Burks
10/23	at Illinois	D. Johnson	A. Replogle	Mentzer	T. Thomas	Beckum	J. Thomas	T. Replogle	Ernest	D. Jones	Evans	Ad. Burks
10/30	NORTHWESTERN	D. Johnson	A. Replogle	Mentzer	T. Thomas	Beckum	J. Thomas	T. Replogle	Ernest	D. Jones	Evans	Ad. Burks
11/6	IOWA	D. Johnson	A. Replogle	Mentzer	T. Thomas	Beckum	J. Thomas	T. Replogle	Ernest	D. Jones	Evans	Heban
11/13	at Wisconsin	D. Johnson	Black	Mentzer	A. Replogle	Beckum	J. Thomas	Sherer	Ernest	Drane	Evans	Heban
11/20	vs. Penn State	D. Johnson	A. Replogle	Mentzer	T. Thomas	Beckum	J. Thomas	T. Replogle	Council	Adkins	Evans	Heban
11/27	at Purdue	D. Johnson	A. Replogle	Mentzer	T. Thomas	Beckum	J. Thomas	T. Replogle	Council	D. Jones	Evans	Ad. Burks

T W E N T Y - E L E V E N
INDIANA FOOTBALL
2010 IN REVIEW

MISCELLANEOUS STATISTICS

GAME OPENING POSSESSIONS

DATE	Opponent	Indiana					Opponent				
		PTS.	PLAYS	YDS.	FD	TIME	PTS.	PLAYS	YDS.	FD	TIME
9/2	TOWSON	0	3	5	0	2:06	0	3	6	0	1:17
9/18	at Western Kentucky	0	2	4	0	0:48	7	10	91	5	4:45
9/25	AKRON	7	6	51	3	2:28	3	9	41	2	4:11
10/2	MICHIGAN	7	11	77	4	5:46	7	2	76	1	0:46
10/9	at Ohio State	0	6	24	1	3:40	7	4	71	3	2:02
10/16	ARKANSAS STATE	0	6	29	2	2:32	7	12	85	4	5:23
10/23	at Illinois	0	3	0	0	0:20	3	4	5	0	1:48
10/30	NORTHWESTERN	3	8	61	4	3:25	0	3	6	0	0:55
11/6	IOWA	3	8	59	3	3:21	3	10	66	4	4:39
11/13	at Wisconsin	0	3	-2	0	1:22	7	5	65	2	2:24
11/20	vs. Penn State	0	4	18	1	2:07	7	13	87	5	5:58
11/27	at Purdue	0	5	15	1	2:39	0	3	7	0	1:38

SECOND HALF OPENING POSSESSIONS

DATE	Opponent	Indiana					Opponent				
		PTS.	PLAYS	YDS.	FD	TIME	PTS.	PLAYS	YDS.	FD	TIME
9/2	TOWSON	3	7	20	1	2:46	0	4	8	0	1:34
9/18	at Western Kentucky	7	7	39	3	3:00	0	3	3	0	2:13
9/25	AKRON	0	3	-3	0	1:31	0	9	32	2	5:30
10/2	MICHIGAN	0	5	34	2	2:42	7	2	70	1	0:50
10/9	at Ohio State	0	4	10	1	2:00	7	10	66	3	5:03
10/16	ARKANSAS STATE	0	6	42	2	2:32	0	8	32	2	2:49
10/23	at Illinois	0	4	6	0	0:48	0	3	6	0	1:29
10/30	NORTHWESTERN	0	7	22	2	2:56	7	11	87	4	3:34
11/6	IOWA	0	3	4	0	0:55	0	7	39	2	4:28
11/13	at Wisconsin	0	4	10	1	2:03	7	3	24	1	1:13
11/20	vs. Penn State	3	5	30	1	1:24	0	6	41	2	2:09
11/27	at Purdue	7	11	54	3	5:05	0	4	13	1	1:27

INDIANA THIRD DOWN, FOURTH DOWN & RED ZONE EFFICIENCY

Third Down and...

Date	Opponent	G	1	2	3	4	5	6	7	8	9	10+	Total	Fourth Down	Red Zone
9/2	TOWSON	0-0	0-0	0-0	0-0	0-1	1-1	0-1	0-1	0-1	1-1	0-4	2-10	0-0	6-6
9/18	at Western Kentucky	1-1	3-3	0-1	0-0	1-1	2-2	1-1	0-0	0-0	1-1	1-3	10-13	0-0	5-7
9/25	AKRON	1-1	1-1	0-0	0-0	0-0	0-0	1-1	3-5	0-0	0-0	0-3	6-11	2-2	5-6
10/2	MICHIGAN	2-2	3-3	0-1	0-0	2-2	0-1	1-1	2-2	0-0	0-0	1-7	11-19	2-4	4-5
10/9	at Ohio State	1-1	0-1	0-0	1-1	2-2	0-0	1-2	0-1	0-0	0-1	0-5	5-14	0-1	2-2
10/16	ARKANSAS STATE	0-1	1-2	0-0	0-1	1-1	1-1	1-3	1-1	0-0	0-2	1-2	6-14	0-0	4-5
10/23	at Illinois	0-3	0-0	5-5	0-1	0-0	0-2	0-0	1-1	1-1	0-2	2-4	9-18	0-2	2-2
10/30	NORTHWESTERN	0-0	0-0	0-2	2-2	0-0	1-2	0-1	1-2	0-0	0-2	2-5	6-16	1-1	2-2
11/6	IOWA	0-1	0-0	1-2	1-1	0-0	2-3	1-1	0-0	1-1	0-0	0-3	6-14	0-1	3-4
11/13	at Wisconsin	0-0	1-1	0-0	0-0	1-1	0-0	0-1	0-2	2-4	0-2	0-3	4-14	0-0	2-2
11/20	vs. Penn State	0-0	0-0	2-3	1-1	1-1	0-2	0-1	0-1	0-1	0-0	0-1	4-13	0-2	3-3
11/27	at Purdue	1-1	0-1	2-2	0-0	1-1	0-0	1-2	0-0	0-0	0-0	0-6	5-13	0-0	6-6
Totals		6-11	9-12	10-16	5-7	9-20	7-14	7-15	8-16	4-8	2-11	7-46	75-169	5-13	44-50

Third-and-Short (1-3 yds.): 25-36 (69.4%)
Indiana on Third Down: 75-169 (44.4%)

Third-and-Medium (4-7 yds.): 31-55 (56.4%)
Indiana on Fourth Down: 5-13 (38.5%)

Third-and-Long (8+ yds.): 13-65 (20.0%)
Indiana in the Red Zone: 44-50 (88.0%, 29 TD, 15 FG)

TIME OF POSSESSION

Date	Opponent	Score	Overall	1st Qtr	2nd Qtr	3rd Qtr	4th Qtr	1st Half	2nd Half
9/2	TOWSON	51-17	23:21	8:45	4:55	4:56	4:45	13:40	9:41
9/18	at Western Kentucky	38-21	31:53	6:49	8:19	8:56	7:49	15:08	16:45
9/25	AKRON	35-20	31:00	7:25	7:50	6:13	9:32	15:15	15:45
10/2	MICHIGAN	35-42	41:47	11:22	10:04	9:48	10:33	21:26	20:21
10/9	at Ohio State	10-38	30:25	8:58	6:19	5:54	9:14	15:17	15:08
10/16	ARKANSAS STATE	36-34	33:07	8:39	8:08	8:31	7:49	16:47	16:20
10/23	at Illinois	13-43	34:58	9:31	9:03	7:46	8:38	18:33	16:24
10/30	NORTHWESTERN	17-20	29:54	6:31	10:10	8:09	5:04	16:41	13:13
11/6	IOWA	13-18	28:58	5:58	5:54	7:11	9:55	11:52	17:06
11/13	at Wisconsin	20-83	27:33	6:24	6:13	7:00	7:56	12:37	14:56
11/20	vs. Penn State	24-41	23:01	3:59	8:20	6:19	4:23	12:19	10:42
11/27	at Purdue	34-31	32:18	6:11	6:58	10:46	8:23	13:09	19:09

T W E N T Y - E L E V E N
INDIANA FOOTBALL
 2010 IN REVIEW

SCORING DRIVES

Opponent	Qtr.	Plays	Yards	TOP	Scoring Play	Obtained
Towson	1	5	37	1:39	Ted Bolser 12-yard pass from Ben Chappell	Interception
Towson	1	2	50	0:44	Darius Willis 49-yard rush	Interception
Towson	1	11	68	4:33	Nick Freeland 24-yard field goal	Punt
Towson	2	2	41	0:41	Damarlo Belcher 41-yard pass from Ben Chappell	Kickoff
Towson	2	8	77	2:59	Trea Burgess 12-yard rush	Missed FG
Towson	2	2	21	0:34	Darius Willis 2-yard rush	Punt
Towson	3	7	20	2:46	Nick Freeland 36-yard field goal	Downs
Towson	3	0	0	0:00	Matt Ernest 56-yard interception return	Interception
Towson	4	7	46	3:15	Mitch Ewald 32-yard field goal	Kickoff
Western Kentucky	2	6	59	2:32	Damarlo Belcher 11-yard pass from Ben Chappell	Punt
Western Kentucky	2	11	70	4:33	Mitch Ewald 28-yard field goal	Punt
Western Kentucky	2	8	77	2:29	Tandon Doss 3-yard pass from Ben Chappell	Punt
Western Kentucky	3	7	39	3:00	Ben Chappell 1-yard rush	Punt
Western Kentucky	3	13	82	6:13	Ted Bolser 11-yard pass from Ben Chappell	Punt
Western Kentucky	4	11	80	5:06	Nick Turner 24-yard rush	Kickoff
Akron	1	6	51	2:28	Ted Bolser 10-yard pass from Ben Chappell	Kickoff
Akron	1	7	58	3:25	Ted Bolser 8-yard pass from Ben Chappell	Kickoff
Akron	2	10	72	5:04	Max Dedmond 2-yard pass from Ben Chappell	Kickoff
Akron	2	6	53	2:46	Terrance Turner 16-yard pass from Ben Chappell	Kickoff
Akron	3	10	87	4:42	Tandon Doss 9-yard rush	Punt
Michigan	1	11	77	5:46	Duwyce Wilson 5-yard pass from Ben Chappell	Kickoff
Michigan	2	13	99	5:20	Darius Willis 22-yard rush	Fumble
Michigan	2	10	72	2:43	Damarlo Belcher 2-yard pass from Ben Chappell	Kickoff
Michigan	3	5	61	2:24	Darius Willis 4-yard rush	Punt
Michigan	4	13	80	5:57	Darius Willis 19-yard pass from Ben Chappell	Punt
Ohio State	3	8	41	3:14	Mitch Ewald 36-yard field goal	Kickoff
Ohio State	4	10	52	5:00	Antonio Banks 1-yard rush	Interception
Arkansas State	1	4	3	1:31	Mitch Ewald 20-yard field goal	Interception
Arkansas State	2	6	19	2:43	Mitch Ewald 34-yard field goal	Interception
Arkansas State	2	7	80	2:03	Tandon Doss 7-yard pass from Ben Chappell	Kickoff
Arkansas State	3	8	58	3:20	Terrance Turner 27-yard pass from Ben Chappell	Punt
Arkansas State	4	10	62	4:20	Mitch Ewald 46-yard field goal	Punt
Arkansas State	4	5	60	1:35	Max Dedmond 16-yard pass from Ben Chappell	Kickoff
Arkansas State	4	1	65	0:19	Damarlo Belcher 65-yard pass from Ben Chappell	Kickoff
Illinois	1	10	85	5:44	Ted Bolser 22-yard pass from Ben Chappell	Punt
Illinois	2	12	63	4:26	Mitch Ewald 19-yard field goal	Kickoff
Illinois	3	14	64	5:31	Mitch Ewald 21-yard field goal	Missed FG
Northwestern	1	8	61	3:25	Mitch Ewald 23-yard field goal	Punt
Northwestern	2	16	97	5:29	Ben Chappell 5-yard rush	Punt
Northwestern	4	5	67	0:37	Duwyce Wilson 39-yard pass from Ben Chappell	Downs
Iowa	1	8	59	3:21	Mitch Ewald 37-yard field goal	Kickoff
Iowa	2	12	45	4:25	Mitch Ewald 28-yard field goal	Kickoff
Iowa	3	12	69	4:51	Ben Chappell 1-yard rush	Kickoff
Wisconsin	1	5	80	1:23	Tandon Doss 2-yard pass from Ben Chappell	Kickoff
Wisconsin	2	9	43	4:13	Mitch Ewald 48-yard field goal	Kickoff
Wisconsin	3	9	58	2:56	Mitch Ewald 33-yard field goal	Kickoff
Wisconsin	4	5	80	2:51	Duwyce Wilson 62-yard pass from Edward Wright-Baker	Kickoff
Penn State	2	10	78	4:01	Trea Burgess 4-yard rush	Kickoff
Penn State	2	6	68	1:38	Terrance Turner 12-yard pass from Ben Chappell	Kickoff
Penn State	3	5	30	1:24	Mitch Ewald 49-yard field goal	Downs
Penn State	3	5	63	1:47	Tandon Doss 3-yard pass from Ben Chappell	Kickoff
Purdue	1	5	68	2:22	Trea Burgess 1-yard rush	Kickoff
Purdue	2	11	77	4:06	Tandon Doss 4-yard pass from Ben Chappell	Kickoff
Purdue	3	11	54	5:05	Tandon Doss 6-yard pass from Ben Chappell	Kickoff
Purdue	4	7	79	2:02	Tandon Doss 3-yard pass from Ben Chappell	Punt
Purdue	4	14	71	5:32	Mitch Ewald 26-yard field goal	Kickoff
Purdue	OT	4	12	0:00	Mitch Ewald 31-yard field goal	Interception

T W E N T Y - E L E V E N
INDIANA FOOTBALL
 2010 IN REVIEW

20-PLUS YARD PLAYS

Opponent	Play
Towson	Nick Turner 34-yard kickoff return
Towson	Darius Willis 49-yard rush
Towson	Damarlo Belcher 41-yard pass from Ben Chappell
Towson	Duwyce Wilson 46-yard kickoff return
Towson	Matt Ernest 56-yard interception return
Towson	Nick Turner 38-yard kickoff return
Towson	Ted Bolser 21-yard pass from Dusty Kiel
Towson	Zach Davis-Walker 24-yard rush
Western Kentucky	Tandon Doss 87-yard kickoff return
Western Kentucky	Damarlo Belcher 21-yard pass from Ben Chappell
Western Kentucky	Tandon Doss 24-yard pass from Ben Chappell
Western Kentucky	Terrance Turner 20-yard pass from Ben Chappell
Western Kentucky	Duwyce Wilson 39-yard pass from Ben Chappell
Western Kentucky	Damarlo Belcher 20-yard pass from Ben Chappell
Western Kentucky	Nick Turner 24-yard rush
Akron	Tandon Doss 41-yard kickoff return
Akron	Terrance Turner 23-yard pass from Ben Chappell
Akron	Terrance Turner 33-yard pass from Ben Chappell
Akron	Terrance Turner 23-yard pass from Ben Chappell
Akron	Damarlo Belcher 24-yard pass from Ben Chappell
Akron	Tandon Doss 21-yard pass from Ben Chappell
Akron	Damarlo Belcher 20-yard pass from Ben Chappell
Akron	Duwyce Wilson 23-yard pass from Ben Chappell
Akron	Duwyce Wilson 22-yard pass from Ben Chappell
Michigan	Darius Willis 24-yard rush
Michigan	Tandon Doss 36-yard kickoff return
Michigan	Tandon Doss 25-yard kickoff return
Michigan	Darius Willis 22-yard rush
Michigan	Ted Bolser 27-yard pass from Ben Chappell
Michigan	Tandon Doss 24-yard pass from Ben Chappell
Michigan	Tandon Doss 20-yard kickoff return
Michigan	Tandon Doss 46-yard pass from Ben Chappell
Ohio State	Tandon Doss 21-yard kickoff return
Ohio State	Tandon Doss 26-yard kickoff return
Ohio State	Tandon Doss 20-yard kickoff return
Ohio State	Tandon Doss 26-yard kickoff return
Ohio State	Terrance Turner 25-yard pass from Ben Chappell
Ohio State	Ted Bolser 21-yard pass from Dusty Kiel
Arkansas State	Tandon Doss 21-yard kickoff return
Arkansas State	Tandon Doss 29-yard kickoff return
Arkansas State	Tandon Doss 23-yard pass from Ben Chappell
Arkansas State	Mitchell Evans 24-yard interception return
Arkansas State	Duwyce Wilson 37-yard pass from Ben Chappell
Arkansas State	Damarlo Belcher 23-yard pass from Ben Chappell
Arkansas State	Terrance Turner 27-yard pass from Ben Chappell
Arkansas State	Tandon Doss 38-yard kickoff return
Arkansas State	Tandon Doss 24-yard pass from Ben Chappell
Arkansas State	Tandon Doss 33-yard kickoff return
Arkansas State	Damarlo Belcher 65-yard pass from Ben Chappell
Illinois	Terrance Turner 30-yard pass from Ben Chappell
Illinois	Ted Bolser 22-yard pass from Ben Chappell
Illinois	Duwyce Wilson 26-yard pass from Ben Chappell
Illinois	Ted Bolser 28-yard pass from Ben Chappell
Northwestern	Tandon Doss 26-yard kickoff return
Northwestern	Terrance Turner 27-yard pass from Ben Chappell
Northwestern	Duwyce Wilson 39-yard pass from Ben Chappell
Iowa	Duwyce Wilson 42-yard kickoff Return
Iowa	Duwyce Wilson 23-yard kickoff return

continued on next page

T W E N T Y - E L E V E N
INDIANA FOOTBALL
 2010 IN REVIEW

20-PLUS YARD PLAYS (cont.)

Iowa	Tandon Doss 20-yard kickoff return
Iowa	Duwyce Wilson 22-yard kickoff return
Iowa	Terrance Turner 21-yard pass from Ben Chappell
Iowa	Nick Turner 28-yard kickoff return
Wisconsin	Tandon Doss 26-yard kickoff return
Wisconsin	Nick Turner 67-yard rush
Wisconsin	Tandon Doss 23-yard kickoff return
Wisconsin	Tandon Doss 23-yard kickoff return
Wisconsin	Tandon Doss 28-yard kickoff return
Wisconsin	Tandon Doss 22-yard kickoff return
Wisconsin	Tandon Doss 24-yard kickoff return
Wisconsin	Terrance Turner 22-yard pass from Dusty Kiel
Wisconsin	Nick Turner 28-yard kickoff return
Wisconsin	Duwyce Wilson 62-yard pass from Edward Wright-Baker
Penn State	Tandon Doss 22-yard kickoff return
Penn State	Tandon Doss 33-yard kickoff return
Penn State	Tandon Doss 21-yard kickoff return
Penn State	Tandon Doss 28-yard kickoff return
Penn State	Tandon Doss 46-yard pass from Ben Chappell
Penn State	Duwyce Wilson 28-yard pass from Ben Chappell
Penn State	Tandon Doss 37-yard kickoff return
Penn State	Tandon Doss 39-yard rush
Penn State	Nick Turner 20-yard kickoff return
Purdue	Tandon Doss 22-yard kickoff return
Purdue	Zach Davis-Walker 29-yard pass from Ben Chappell
Purdue	Tandon Doss 27-yard kickoff return
Purdue	Tandon Doss 30-yard kickoff return
Purdue	Terrance Turner 38-yard pass from Ben Chappell

-touchdowns in bold

20-YARD PLAY BREAKDOWN

Passing
39 (6 TD)

Rushing
7 (3)

Kickoff Return
38 (0)

Punt Return
0 (0)

Interception Return
2 (1)

T W E N T Y - E L E V E N
INDIANA FOOTBALL
2010 IN REVIEW

GAME 1
INDIANA 51, TOWSON 17
SEPTEMBER 2, 2010

Score by Quarters	1	2	3	4	Final
Towson	0	14	0	3	17
Indiana	17	21	10	3	51

1st	10:03	IND	Bolser, Ted 12 yd pass from Chappell, Ben (Freeland, Nick kick), 5-37 1:34
	8:26	IND	Willis, Darius 49 yd run (Freeland, Nick kick), 2-50 0:37
	2:20	IND	Freeland, Nick 24 yd field goal, 11-68 4:28
2nd	12:21	TOW	T. Ryan 5 yd pass from C. Hart (Wallace kick), 10-64 4:54
	11:46	IND	Belcher, Damarlo 41 yd pass from Chappell, Ben (Freeland, Nick kick), 2-46 0:35
	10:16	TOW	H. Moore 64 yd pass from C. Hart (Wallace kick), 3-70 1:24
	1:45	IND	Burgess, Trea 12 yd run (Freeland, Nick kick), 8-77 2:59
	0:26	IND	Willis, Darius 2 yd run (Freeland, Nick kick), 2-21 0:27
3rd	10:40	IND	Freeland, Nick 36 yd field goal, 7-20 2:46
	8:37	IND	Ernest, Matt 56 yd interception return (Ewald, Mitch kick), 0-0 0:00
4th	11:38	TOW	Wallace 29 yd field goal, 13-72 6:26
	8:23	IND	Ewald, Mitch 32 yd field goal, 7-46 3:15

	TOWSON	IND
FIRST DOWNS	16	18
RUSHES-YARDS (NET)	42-227	26-155
PASSING YDS (NET)	165	205
Passes Att-Comp-Int	35-16-3	30-18-0
TOTAL OFFENSE PLAYS-YARDS	77-392	56-360
Fumble Returns-Yards	0-0	0-0
Punt Returns-Yards	3-18	1-13
Kickoff Returns-Yards	9-227	4-115
Interception Returns-Yards	0-0	3-62
Punts (Number-Avg)	4-30.5	5-42.8
Fumbles-Lost	1-0	1-0
Penalties-Yards	5-50	3-25
Possession Time	36:39	23:21
Third-Down Conversions	4 of 16	2 of 10
Fourth-Down Conversions	2 of 5	0 of 0
Red-Zone Scores-Chances	2-2	6-6
Sacks By: Number-Yards	0-0	0-0

RUSHING: **Towson**-C. Hart 16-123; Carmichael 9-44; Greening 5-32; Dameron 11-28; Wharton 1-0. **Indiana**-Willis, Darius 14-102; Davis-Walker, Zach 2-28; Burgess, Trea 2-17; Kiel, Dusty 2-5; Banks, Antonio 2-4; Chappell, Ben 1-3; Turner, Nick 3-minus 4.

PASSING: **Towson**-C. Hart 16-35-3-165. **Indiana**-Chappell, Ben 16-23-0-182; Kiel, Dusty 1-5-0-21; Wright-Baker, Edward 1-2-0-2.

RECEIVING: **Towson**-T. Ryan 5-41; Dameron 4-24; Oboh 3-21; H. Moore 2-63; E. Banks 1-10; Wharton 1-6. **Indiana**-Belcher, Damarlo 7-92; Bolser, Ted 4-68; Turner, Terrance 3-14; Chester, Jamonne 2-13; Burgess, Trea 1-13; Wilson, Duwyce 1-5.

INTERCEPTIONS: **Towson**-None. **Indiana**-Ernest, Matt 1-56; Evans, Mitchell 1-6; Replogle, Tyler 1-0.

FUMBLES: **Towson**-J. Gardner 1-0. **Indiana**-Burgess, Trea 1-0.

SACKS (UA-A): **Towson**-None. **Indiana**-None.

TACKLES (UA-A): **Indiana**-Replogle, Tyler 5-5; Evans, Mitchell 6-1; Lukaszewski, Jamie 3-2; Johnson, Darius 1-4; McGhee, Brandon 4-0; Jones, Donnell 2-2; Rose, Lee 2-2; Thomas, Jeff 0-4; Carr-Watson, Dimitrius 3-0; Heban, Greg 2-1; Barnett, Lawrence 2-1; Beckum, Leon 2-1; Sliker, Nicholas 2-1; Replogle, Adam 2-1; Sims, Damon 1-2; Sherer, Chad 1-2; Thomas, Terrance 1-2; Kates, Andre 2-0; TEAM 2-0; Dietrick, Kyle 1-1; Ernest, Matt 1-1; Mack, Deonte 0-2; Dahlstrom, Griffen 1-0; Mentzer, Mick 1-0; Burks, Aaron 1-0; Bush, Kevin 0-1; Kiles, Lenyatta 0-1; Jones, Fred 0-1; Black Jr., Larry 0-1; Burgess, Trea 0-1.

GAME 2
INDIANA 38, WESTERN KENTUCKY 21
SEPTEMBER 18, 2010

Score by Quarters	1	2	3	4	Final
Indiana	0	17	14	7	38
WKU	7	0	0	14	21

1st	9:27	WKU	Rainey, Bobby 11 yd run (Tinius, Casey kick), 10-91 4:45
2nd	13:46	IND	Belcher, Damarlo 11 yd pass from Chappell, Ben (Ewald, Mitch kick), 6-59 2:23
	05:48	IND	Ewald, Mitch 28 yd field goal, 11-70 4:24
	00:15	IND	Doss, Tandon 3 yd pass from Chappell, Ben (Ewald, Mitch kick), 8-77 2:26
3rd	09:51	IND	Chappell, Ben 1 yd run (Ewald, Mitch kick), 7-39 2:51
	00:18	IND	Bolser, Ted 11 yd pass from Chappell, Ben (Ewald, Mitch kick), 13-82 6:05
4th	13:00	WKU	Rainey, Bobby 11 yd run (Tinius, Casey kick), 6-50 2:10
	07:58	IND	Turner, Nick 24 yd run (Ewald, Mitch kick), 11-80 4:57
	05:24	WKU	Vasquez, Marcus 31 yd pass from Jakes, Kawaun (Tinius, Casey kick), 5-71 2:25

	IND	WKU
FIRST DOWNS	27	16
RUSHES-YARDS (NET)	31-100	31-144
PASSING YDS (NET)	366	144
Passes Att-Comp-Int	42-32-0	20-13-0
TOTAL OFFENSE PLAYS-YARDS	73-466	51-288
Fumble Returns-Yards	0-0	0-0
Punt Returns-Yards	1-12	0-0
Kickoff Returns-Yards	1-87	7-164
Interception Returns-Yards	0-0	0-0
Punts (Number-Avg)	1-29.0	6-41.2
Fumbles-Lost	1-1	1-1
Penalties-Yards	3-35	6-56
Possession Time	31:53	28:07
Third-Down Conversions	10 of 13	5 of 11
Fourth-Down Conversions	0 of 0	0 of 0
Red-Zone Scores-Chances	5-7	2-2
Sacks By: Number-Yards	2-11	1-8

RUSHING: **Indiana**-Turner, Nick 2-33; Willis, Darius 13-30; Burgess, Trea 6-19; Banks, Antonio 4-18; Doss, Tandon 1-8; TEAM 2-minus 3; Chappell, Ben 3-minus 5. **WKU**-Rainey, Bobby 21-105; Jakes, Kawaun 8-30; McNeal, Willie 1-7; Campbell, Donald 1-2.

PASSING: **Indiana**-Chappell, Ben 32-42-0-366. **WKU**-Jakes, Kawaun 13-20-0-144.

RECEIVING: **Indiana**-Belcher, Damarlo 10-135; Turner, Terrance 8-55; Doss, Tandon 5-62; Wilson, Duwyce 4-53; Willis, Darius 3-36; Bolser, Ted 2-25. **WKU**-Doyle, Jack 5-47; Vasquez, Marcus 3-41; Rainey, Bobby 3-18; Cooper, Quinterrance 1-20; Campbell, Donald 1-18.

INTERCEPTIONS: **Indiana**-None. **WKU**-None.

FUMBLES: **Indiana**-Willis, Darius 1-1. **WKU**-TEAM 1-1.

SACKS (UA-A): **Indiana**-Thomas, Terrance 1-0; Ernest, Matt 0-1; Replogle, Adam 0-1. **WKU**-Clendenin, Jared 0-1; Smith, Quanterus 0-1.

TACKLES (UA-A): **Indiana**-Replogle, Tyler 6-3; Evans, Mitchell 3-4; Beckum, Leon 4-1; Thomas, Jeff 3-2; Jones, Donnell 4-0; Thomas, Terrance 3-1; Sherer, Chad 3-0; Council, Richard 2-1; Replogle, Adam 1-2; Burks, Adrian 2-0; Lukaszewski, Jamie 2-0; Mentzer, Mick 0-2; Black Jr., Larry 0-2; Ewald, Mitch 1-0; Kiles, Lenyatta 1-0; Jones, Fred 1-0; Willis, Darius 1-0; Cornley, Javon 0-1; Ernest, Matt 0-1.

T W E N T Y - E L E V E N
INDIANA FOOTBALL
2010 IN REVIEW

GAME 3
INDIANA 35, AKRON 20
SEPTEMBER 25, 2010

Score by Quarters	1	2	3	4	Final
Akron	3	10	0	7	20
Indiana	14	14	7	0	35

1st	12:32	IND	Bolser, Ted 10 yd pass from Chappell, Ben (Ewald, Mitch kick), 6-51 2:28
	8:21	AKRON	IVELJIC, Igor 45 yd field goal, 9-41 4:11
	4:56	IND	Bolser, Ted 8 yd pass from Chappell, Ben (Ewald, Mitch kick), 7-58 3:25
2nd	10:42	AKRON	IVELJIC, Igor 29 yd field goal, 11-63 5:31
	5:38	IND	Dedmond, Max 2 yd pass from Chappell, Ben (Ewald, Mitch kick), 10-72 5:04
	3:31	AKRON	LaFRANCE, J. 28 yd pass from NICELY, Patrick (IVELJIC, Igor kick), 4-59 2:07
	0:45	IND	Turner, T. 16 yd pass from Chappell, Ben (Ewald, Mitch kick), 6-53 2:46
3rd	1:33	IND	Doss, Tandon 9 yd run (Ewald, Mitch kick), 10-87 4:42
4th	12:58	AKRON	LaFRANCE, J. 18 yd pass from NICELY, Patrick (IVELJIC, Igor kick), 9-72 3:35

	AKRON	IND
FIRST DOWNS	18	21
RUSHES-YARDS (NET)	30-160	29-84
PASSING YDS (NET)	175	342
Passes Att-Comp-Int	27-15-0	33-23-0
TOTAL OFFENSE PLAYS-YARDS	57-335	62-426
Fumble Returns-Yards	0-0	0-0
Punt Returns-Yards	0-0	0-0
Kickoff Returns-Yards	5-112	3-64
Interception Returns-Yards	0-0	0-0
Punts (Number-Avg)	3-36.3	3-37.0
Fumbles-Lost	1-0	1-0
Penalties-Yards	5-46	5-50
Possession Time	29:00	31:00
Third-Down Conversions	5 of 11	6 of 11
Fourth-Down Conversions	0 of 1	2 of 2
Red-Zone Scores-Chances	2-2	5-6
Sacks By: Number-Yards	1-8	2-8

RUSHING: **Akron**-ALLEN, Alex 13-80; BURNEY, Nate 9-62; PRIDE, Gary 3-16; NICELY, Patrick 5-2. **Indiana**-Willis, Darius 19-87; Doss, Tandon 2-9; Burgess, Trea 2-6; Turner, Nick 1-3; TEAM 2-minus 3; Chappell, Ben 3-minus 18.

PASSING: **Akron**-NICELY, Patrick 15-27-0-175. **Indiana**-Chappell, Ben 23-33-0-342.

RECEIVING: **Akron**-PRIDE, Gary 4-54; CARTER, Jalil 3-34; LaFRANCE, Jeremy 2-46; LADRACH, Rhyne 2-13; ALLEN, Alex 1-19; RUSSELL, Antoine 1-7; BAILEY, Austin 1-3; BURNEY, Nate 1-minus 1. **Indiana**-Turner, Terrance 6-121; Wilson, Duwyce 4-68; Belcher, Damarlo 4-57; Doss, Tandon 3-40; Bolser, Ted 3-35; Dedmond, Max 2-8; Willis, Darius 1-13.

INTERCEPTIONS: **Akron**-None. **Indiana**-None.

FUMBLES: **Akron**-NICELY, Patrick 1-0. **Indiana**-Chappell, Ben 1-0.

SACKS (UA-A): **Akron**-LEMON, Shawn 1-0. **Indiana**-Mentzer, Mick 1-0; Beckum, Leon 1-0.

TACKLES (UA-A): **Indiana**-Beckum, Leon 5-4; Jones, Donnell 6-1; Sherer, Chad 4-3; Thomas, Jeff 3-3; Johnson, Darius 3-2; Council, Richard 3-1; TEAM 3-0; Ernest, Matt 3-0; Evans, Mitchell 1-2; McGhee, Brandon 1-2; Burks, Adrian 1-1; Bush, Kevin 1-1; Replogle, Adam 1-1; Mentzer, Mick 1-0; Banks, Antonio 1-0; Hughes, Kofi 0-1; Dahlstrom, G. 0-1; Sliger, Nicholas 0-1.

GAME 4
NO. 19 MICHIGAN 42, INDIANA 35
OCTOBER 2, 2010

Score by Quarters	1	2	3	4	Final
Michigan	14	7	14	7	42
Indiana	7	14	7	7	35

1st	9:14	IND	Wilson, Duwyce 5 yd pass from Chappell, Ben (Ewald, Mitch kick), 11-77 5:46
	8:28	MICH	Robinson, Denard 72 yd run (Broekhuizen, Seth kick), 2-76 0:46
	5:21	MICH	Roundtree, Roy 32 yd pass from Robinson, Denard (Broekhuizen, Seth kick), 5-85 1:54
2nd	11:30	IND	Willis, Darius 22 yd run (Ewald, Mitch kick), 13-99 5:20
	2:43	MICH	Koger, Kevin 3 yd pass from Robinson, Denard (Broekhuizen, Seth kick), 9-81 3:56
	0:00	IND	Belcher, Damarlo 2 yd pass from Chappell, Ben (Ewald, Mitch kick), 10-72 2:43
3rd	14:10	MICH	Hemingway, Junior 70 yd pass from Robinson, Denard (Broekhuizen, Seth kick), 2-72 0:50
	6:55	IND	Willis, Darius 4 yd run (Ewald, Mitch kick), 5-61 2:24
	6:10	MICH	Smith, Vincent 56 yd run (Broekhuizen, Seth kick), 3-69 0:45
4th	1:15	IND	Willis, Darius 19 yd pass from Chappell, Ben (Ewald, Mitch kick), 13-80 5:57
	0:17	MICH	Robinson, Denard 4 yd run (Broekhuizen, Seth kick), 5-73 0:58

	MICH	IND
FIRST DOWNS	15	35
RUSHES-YARDS (NET)	28-297	34-88
PASSING YDS (NET)	277	480
Passes Att-Comp-Int	17-11-0	64-45-1
TOTAL OFFENSE PLAYS-YARDS	45-574	98-568
Fumble Returns-Yards	0-0	0-0
Punt Returns-Yards	0-0	1-10
Kickoff Returns-Yards	4-83	7-145
Interception Returns-Yards	1-19	0-0
Punts (Number-Avg)	5-46.2	4-32.0
Fumbles-Lost	1-1	0-0
Penalties-Yards	5-70	3-11
Possession Time	18:13	41:47
Third-Down Conversions	2 of 7	11 of 19
Fourth-Down Conversions	0 of 0	2 of 4
Red-Zone Scores-Chances	2-3	4-5
Sacks By: Number-Yards	2-26	0-0

RUSHING: **Michigan**-Robinson, Denard 19-217; Smith, Vincent 9-80. **Indiana**-Willis, Darius 18-59; Doss, Tandon 6-21; Burgess, Trea 2-11; Banks, Antonio 1-2; Chappell, Ben 7-minus 5.

PASSING: **Michigan**-Robinson, Denard 10-16-0-277; Forcier, Tate 1-1-0-0. **Indiana**-Chappell, Ben 45-64-1-480.

RECEIVING: **Michigan**-Roundtree, Roy 5-126; Hemingway, Junior 3-129; Odums, Martavius 2-19; Koger, Kevin 1-3. **Indiana**-Doss, Tandon 15-221; Belcher, Damarlo 10-91; Turner, Terrance 7-56; Willis, Darius 7-53; Wilson, Duwyce 3-22; Bolser, Ted 1-27; Hughes, Kofi 1-5; Burgess, Trea 1-5.

INTERCEPTIONS: **Michigan**-Gordon, Cameron 1-19. **Indiana**-None.

FUMBLES: **Michigan**-Robinson, Denard 1-1. **Indiana**-None.

SACKS (UA-A): **Michigan**-Banks, Greg 1-0; Martin, Mike 1-0. **Indiana**-None.

TACKLES (UA-A): **Indiana**-Replogle, Tyler 3-4; Johnson, Darius 4-2; Kiles, Lenyatta 3-2; Thomas, Jeff 2-3; Jones, Donnell 3-0; Beckum, Leon 2-1; Hughes, Kofi 1-1; Burks, Adrian 1-1; Council, Richard 1-1; Evans, Mitchell 1-1; Barnett, Lawrence 1-1; Black Jr., Larry 1-1; Banks, Antonio 1-0; McGhee, Brandon 1-0; Doss, Tandon 1-0; Replogle, Adam 0-1; Thomas, Terrance 0-1; Ernest, Matt 0-1; Heban, Greg 0-1.

T W E N T Y - E L E V E N
INDIANA FOOTBALL
 2010 IN REVIEW

GAME 5
NO. 2 OHIO STATE 38, INDIANA 10
OCTOBER 9, 2010

Score by Quarters	1	2	3	4	Final
Indiana	0	0	3	7	10
Ohio State	14	17	7	0	38

1st	13:03	OSU	Herron, Dan 39 yd run (Barclay, Devin kick), 4-71 1:57
	6:35	OSU	Sanzenbacher, D 22 yd pass from Pryor, Terrelle (Barclay, Devin kick), 3-33 0:56
2nd	13:31	OSU	Saine, Brandon 60 yd pass from Pryor, Terrelle (Barclay, Devin kick), 4-77 1:53
	6:55	OSU	Posey, DeVier 17 yd pass from Pryor, Terrelle (Barclay, Devin kick), 5-31 2:27
	0:46	OSU	Barclay, Devin 36 yd field goal, 10-74 2:33
3rd	8:02	OSU	Herron, Dan 8 yd run (Barclay, Devin kick), 10-66 4:58
	4:50	IND	Ewald, Mitch 36 yd field goal, 8-41 3:07
4th	5:06	IND	Banks, Antonio 1 yd run (Ewald, Mitch kick), 10-52 4:51

	IND	OSU
FIRST DOWNS	14	23
RUSHES-YARDS (NET)	29-69	32-130
PASSING YDS (NET)	141	348
Passes Att-Comp-Int	35-19-3	32-25-1
TOTAL OFFENSE PLAYS-YARDS	64-210	64-478
Fumble Returns-Yards	0-0	0-0
Punt Returns-Yards	1--4	3-27
Kickoff Returns-Yards	7-147	3-81
Interception Returns-Yards	1-0	3-25
Punts (Number-Avg)	7-42.0	3-50.0
Fumbles-Lost	2-0	2-1
Penalties-Yards	3-25	9-105
Possession Time	30:25	29:35
Third-Down Conversions	5 of 14	7 of 14
Fourth-Down Conversions	0 of 1	0 of 0
Red-Zone Scores-Chances	2-2	3-4
Sacks By: Number-Yards	3-19	0-0

RUSHING: **Indiana**-Burgess, Trea 9-30; Banks, Antonio 8-18; Turner, Nick 6-13; Kiel, Dusty 1-6; Wright-Baker, Edward 1-4; Chappell, Ben 1-0; Davis-Walker, Zach 1-minus 1; Doss, Tandon 2-minus 1. **Ohio State**-Herron, Dan 12-68; Hyde, Carlos 9-48; Berry, Jaamal 5-42; Hall, Jordan 1-3; TEAM 2-minus 12; Pryor, Terrelle 3-minus 19.

PASSING: **Indiana**-Chappell, Ben 16-26-2-106; Wright-Baker, Edward 1-5-1-7; Kiel, Dusty 2-4-0-28. **Ohio State**-Pryor, Terrelle 24-30-0-334; Bauserman, Joe 1-1-0-14; Guiton, Kenny 0-1-1-0.

RECEIVING: **Indiana**-Belcher, Damarlo 4-14; Turner, Terrance 3-37; Hughes, Kofi 3-16; Turner, Nick 2-14; Dedmond, Max 2-13; Bolser, Ted 1-21; Wilson, Duwyce 1-13; Doss, Tandon 1-12; Burgess, Trea 1-5; Davis-Walker, Zach 1-minus 4. **Ohio State**-Posey, DeVier 8-103; Saine, Brandon 4-84; Sanzenbacher, Dane 4-60; Washington, T 2-33; Brown, CP 2-29; Fragel, Reid 2-21; Boren, Zach 1-15; Hall, Jordan 1-4; Pryor, Terrelle 1-minus 1.

INTERCEPTIONS: **Indiana**-Thomas, Jeff 1-0. **Ohio State**-Torrence, Devon 1-25; Clarke, Dominic 1-0; Rolle, Brian 1-0.

FUMBLES: **Indiana**-Turner, Nick 1-0; Doss, Tandon 1-0. **Ohio State**-TEAM 1-0; Hyde, Carlos 1-1.

SACKS (UA-A): **Indiana**-Beckum, Leon 1-0; Thomas, Terrance 1-0; Johnson, Darius 1-0. **Ohio State**-None.

TACKLES (UA-A): **Indiana**-Beckum, Leon 5-4; Evans, Mitchell 3-4; Burks, Adrian 5-1; Replogle, Tyler 3-3; Thomas, Terrance 3-3; Thomas, Jeff 2-4; Sims, Damon 1-3; Ernest, Matt 3-0; Schell, Teddy 3-0; Sherer, Chad 1-2; Johnson, Darius 1-2; Replogle, Adam 1-1; Jones, Donnell 0-2; Davis-Walker, Zach 0-2; Black Jr., L. 0-2; Hughes, Kofi 0-2; Mack, Deonte 1-0; Jones, Fred 1-0; Kates, Andre 1-0; Burgess, Trea 1-0; Wilson, Duwyce 1-0; McDonald, Andrew 1-0; Mentzer, Mick 0-1; Sliger, Nicholas 0-1; Sanders, Jeff 0-1.

GAME 6
INDIANA 36, ARKANSAS STATE 34
OCTOBER 16, 2010

Score by Quarters	1	2	3	4	Final
Arkansas State	7	7	0	20	34
Indiana	3	9	7	17	36

1st	7:05	ASU	Aplin, Ryan 1 yd run (Zalud, Bobby kick), 12-85 5:23
	0:20	IND	Ewald, Mitch 20 yd field goal, 4-3 1:31
2nd	6:15	IND	Ewald, Mitch 34 yd field goal, 6-19 2:43
	2:43	ASU	Aplin, Ryan 4 yd run (Zalud, Bobby kick), 9-26 3:32
	0:40	IND	Doss, Tandon 7 yd pass from Chappell, Ben (Chappell, Ben pass failed), 7-80 2:03
3rd	4:08	IND	Turner, Terrance 27 yd pass from Chappell, Ben (Ewald, Mitch kick), 8-58 3:20
4th	13:19	IND	Ewald, Mitch 46 yd field goal, 10-62 4:20
	11:39	ASU	Thornton, Sirgregory 6 yd run (Aplin, Ryan pass failed), 4-28 1:40
	10:04	IND	Dedmond, Max 16 yd pass from Chappell, Ben (Ewald, Mitch kick), 5-60 1:35
	8:05	ASU	Frampton, Dwayne 5 yd pass from Aplin, Ryan (Zalud, Bobby kick), 5-51 1:59
	7:46	IND	Belcher, Damarlo 65 yd pass from Chappell, Ben (Ewald, Mitch kick), 1-65 0:19
	0:47	ASU	Thornton, Sirgregory 22 yd pass from Aplin, Ryan (Zalud, Bobby kick), 3-32 0:49

	ASU	IND
FIRST DOWNS	19	25
RUSHES-YARDS (NET)	22-61	35-113
PASSING YDS (NET)	276	382
Passes Att-Comp-Int	45-34-2	42-26-0
TOTAL OFFENSE PLAYS-YARDS	67-337	77-495
Fumble Returns-Yards	1-6	0-0
Punt Returns-Yards	3-0	0-0
Kickoff Returns-Yards	â7-223	4-121
Interception Returns-Yards	0-0	2-29
Punts (Number-Avg)	4-47.2	4-35.0
Fumbles-Lost	2-1	2-2
Penalties-Yards	10-92	8-80
Possession Time	26:53	33:07
Third-Down Conversions	6 of 13	6 of 14
Fourth-Down Conversions	1 of 1	0 of 0
Red-Zone Scores-Chances	4-4	4-5
Sacks By: Number-Yards	2-11	0-0

RUSHING: **Arkansas State**-Aplin, Ryan 6-23; Lawson, Derek 7-18; Thornton, Sirgregory 3-17; Robinson, Anthony 2-6; Hall, Roderick 1-2; Butterfield, P. 1-1; Frampton, D. 2-minus 6. **Indiana**-Burgess, Trea 19-102; Doss, Tandon 4-17; Davis-Walker, Z 5-2; Kiel, Dusty 1-minus 2; TEAM 2-minus 3; Chappell, Ben 4-minus 3.

PASSING: **Arkansas State**-Aplin, Ryan 33-44-2-275; Butterfield, Phillip 1-1-0-1. **Indiana**-Chappell, Ben 26-42-0-382.

RECEIVING: **Arkansas State**-Frampton, Dwayne 12-93; Robinson, Anthony 6-22; Thornton, Sirgregory 4-54; Muse, Allen 4-40; Stockemer, T. 3-28; Lawson, Derek 2-25; Murry, Kedric 1-6; McCants, Carlos 1-6; Fleming, R.J. 1-2. **Indiana**-Doss, Tandon 8-103; Belcher, Damarlo 6-121; Turner, Terrance 5-46; Wilson, Duwyce 2-55; Burgess, Trea 2-15; Bolser, Ted 1-18; Dedmond, Max 1-16; Turner, Nick 1-8.

INTERCEPTIONS: **Arkansas State**-None. **Indiana**-Evans, Mitchell 2-29.

FUMBLES: **Arkansas State**-Frampton, Dwayne 2-1. **Indiana**-Burgess, Trea 2-2.

SACKS (UA-A): **Arkansas State**-Gibson, Jeremy 1-0; Davis, Demario 1-0. **Indiana**-None.

TACKLES (UA-A): **Indiana**-Burks, Adrian 7-3; Replogle, Tyler 4-5; Thomas, Jeff 5-2; Beckum, Leon 5-2; Jones, Donnell 4-0; Evans, Mitchell 4-0; Ernest, Matt 3-0; Thomas, Terrance 2-1; Replogle, Adam 1-2; Black Jr., Larry 1-2; Hughes, Kofi 1-1; Johnson, Darius 1-1; Heban, Greg 1-1; Ewald, Mitch 1-1; Sherer, Chad 1-0; TEAM 1-0; Bush, Kevin 1-0; Turner, Nick 1-0; Burks, Aaron 0-1; Dahlstrom, Griffen 0-1; Jones, Fred 0-1; Davis-Walker, Zach 0-1; Burgess, Trea 0-1.

T W E N T Y - E L E V E N
INDIANA FOOTBALL
2010 IN REVIEW

GAME 7
ILLINOIS 43, INDIANA 13
OCTOBER 23, 2010

Score by Quarters	1	2	3	4	Final
Indiana	7	3	3	0	13
Illinois	10	17	2	14	43

1st 12:52 ILL - Dimke, Derek 28 yd field goal, 4-5 1:48
4:03 IND - Bolser, Ted 22 yd pass from Chappell, Ben
(Ewald, Mitch kick), 10-85 5:44
1:45 ILL - Wilson, Evan 29 yd pass from Scheelhaasse, Nathan
(Dimke, Derek kick), 5-90 2:18
2nd 9:47 ILL - Fayson, Jarred 17 yd pass from Scheelhaasse, Nathan
(Dimke, Derek kick), 3-23 1:27
7:07 ILL - Nixon-Youman, P 68 yd interception return
(Dimke, Derek kick)
2:41 IND - Ewald, Mitch 19 yd field goal, 12-63 4:26
0:04 ILL - Dimke, Derek 29 yd field goal, 9-36 2:37
3rd 11:08 ILL - TEAM safety
1:53 IND - Ewald, Mitch 21 yd field goal, 14-64 5:31
4th 3:54 ILL - Leshoure, Mikel 7 yd run
(Dimke, Derek kick), 10-70 4:45
0:44 ILL - Brown, J. 66 yd interception return
(Dimke, Derek kick)

	IND	ILL
FIRST DOWNS	21	14
RUSH YARDS (NET)	109	166
NET YARDS PASSING	279	123
Completions - Attempts - Int	26-49-4	13-21-0
TOTAL OFFENSE YARDS	388	289
Fumble Returns-Yards	0-0	0-0
Punt Returns-Yards	1-12	3-13
Kickoff Returns-Yards	5-66	5-107
Interception Returns-Yards	0-0	4-139-2
Punts (Number-Avg)	5-21.6	5-45.6
Fumbles-Lost	1-1	1-1
Penalties-Yards	4-30	7-66
Possession Time	34:58	25:02
Third-Down Conversions	9 of 18	3 of 11
Fourth-Down Conversions	0 of 2	0 of 0
Red-Zone Scores-Chances	2-2	4-4
Sacks By: Number-Yards	1-7	1-5

RUSHING: **Indiana**-Burgess, Trea 15-42; Banks, Antonio 6-34; Chappell, Ben 6-20; Davis-Walker, Z 1-6; Thomas, Jeff 1-5; Kiel, Dusty 3-3; Doss, Tandon 1-0; TEAM 1-minus 1. **Illinois**-Leshoure, Mikel 16-77; Scheelhaasse, N 6-45; Ford, Jason 5-22; McGee, Eddie 4-19; Pollard, Troy 1-3.

PASSING: **Indiana**-Chappell, Ben 26-48-3-279; Kiel, Dusty 0-1-1-0. **Illinois**-Scheelhaasse, N 13-21-0-123.

RECEIVING: **Indiana**-Belcher, D. 6-59; Turner, T. 5-52; Bolser, Ted 4-77; Wilson, Duwyce 4-48; Doss, Tandon 4-31; Banks, Antonio 1-5; Hughes, Kofi 1-4; McDonald, A. 1-3. **Illinois**-Fayson, Jarred 3-33; Jenkins, A.J. 3-17; Lankford, Ryan 2-19; Wilson, Evan 1-29; Harris, Spencer 1-8; Sykes, Fred 1-7; Becker, Zach 1-7; Leshoure, Mikel 1-3.

INTERCEPTIONS: **Indiana**-None. **Illinois**-Nixon-Youman, P 1-66, Hawthorne, T 1-0, Brown, J 1-66.

FUMBLES: **Indiana**-Kiel, Dusty 1-1. **Illinois**-Scheelhaasse, N 1-1.

SACKS (UA-A): **Indiana**-Beckum, Leon 1-0. **Illinois**-Liuget, Corey 1-1.

TACKLES (UA-A): **Indiana**-Thomas, Jeff 5-8; Replogle, Tyler 4-5; Johnson, Darius 4-2; Mentzer, Mick 1-4; Evans, Mitchell 3-1; Beckum, Leon 2-1; Replogle, Adam 1-2; Jones, Donnell 2-0; Lukaszewski, J. 2-0; Thomas, T. 2-0; Jones, Fred 0-2; Black Jr., L. 0-2; Heban, Greg 0-1; Bush, Kevin 1-0; Hughes, Kofi 1-0; Ernest, Matt 1-0; Ewald, Mitch 1-0; Sherer, Chad 0-1; Slinger, N. 0-1; Sims, Damon 0-1.

GAME 8
NORTHWESTERN 20, INDIANA 17
OCTOBER 30, 2010

Score by Quarters	1	2	3	4	Final
Northwestern	0	10	7	3	20
Indiana	3	7	0	7	17

1st 10:21 IND - Ewald, Mitch 23 yd field goal, 8-61 3:25
2nd 13:46 NU - Ebert, Jeremy 11 yd pass from Persa, Dan
(Demos, Stefan kick), 10-52 4:41
0:48 IND - Chappell, Ben 5 yd run
(Ewald, Mitch kick), 16-97 5:29
0:00 NU - Demos, Stefan 23 yd field goal, 5-55 0:48
3rd 08:30 NU - Ebert, Jeremy 30 yd pass from Persa, Dan
(Demos, Stefan kick), 11-87 3:34
4th 6:51 NU - Demos, Stefan 45 yd field goal, 10-47 4:14
0:44 IND - Wilson, Duwyce 39 yd pass from Chappell, Ben
(Ewald, Mitch kick), 5-67 0:37

	NU	IND
FIRST DOWNS	20	23
NET YARDS RUSHING	155	65
NET YARDS PASSING	225	308
Completions - Attempts - Int	19-30-0	30-54-1
TOTAL OFFENSE YARDS	380	373
Fumble Returns: Number-Yds-TD	0-0-0	0-0-0
Punt returns: Number-Yards-TD	2-17-0	1-9-0
Kickoff returns: Number-Yds-TD	3-68-0	2-45-0
Interceptions: Number-Yds-TD	1-13-0	0-0-0
PUNTS-YARDS	6-226	6-255
Fumbles: Number-Lost	1-0	0-0
Penalties: Number-Yards	8-69	5-38
Possession Time	30:06	29:54
Third-Down Conversions	10 of 18	6 of 16
Fourth-Down Conversions	0 of 1	1 of 1
Red-Zone Scores-Chances	3-3	2-2
Sacks By: Number-Yards	0-0	2-13

RUSHING: **Northwestern**-Trumpy, Mike 21-110; Persa, Dan 11-19; Smith, Adonis 5-14; Fields, Arby 3-10; Mark, Venric 1-5; TEAM 1-(-3). **Indiana**-Burgess, Trea 8-37; Chappell, Ben 8-21; Banks, Antonio 3-7; Turner, Nick 1-3; Doss Tandon 1-(-3).

PASSING: **Northwestern**-Persa, Dan 18-28-0-212; Watkins, Evan 1-2-0-13. **Indiana**-Chappell, Ben 30-54-1-308.

RECEIVING: **Northwestern**-Ebert, Jeremy 5-98; Dunsmore, Drake 4-29; Trumpy, Mike 3-54; Fields, Darby 1-23; Stewart, Sidney 1-10; Brown, Charles 1-10; Jones, Tony 1-7; Rooks, Josh 1-2; Mark, Venric 1-(-1); Persa, Dan 1-(-7). **Indiana**-Belcher, D. 11-87; Turner, T. 5-37; Wilson, D. 4-71; Bolser, T. 4-58; Doss, T. 4-34; Turner, Nick 1-13; Banks, Antonio 1-8.

INTERCEPTIONS: **Northwestern**-Bates, Hunter 1-13. **Indiana**-None.

FUMBLES: **Northwestern**-Bates, Hunter 1-0. **Indiana**-None.

SACKS (UA-A): **Northwestern**-None. **Indiana**-Johnson, Darius 1-3; Replogle, Adam 1-10.

TACKLES (UA-A): **Indiana**-Johnson, Darius 6-5; Thomas, Jeff 7-3; Heban, Greg 5-3; Ernest, Matt 5-1; Beckum, Leon 3-3; Replogle, Tyler 3-3; Replogle, Adam 2-3; Thomas, T. 4-0; Jones, Donnell 2-2; Jones, Fred 1-3; Evans, Mitchell 2-1; Slinger, N. 1-2; Banks, Antonio 2-0; Hughes, Kofi 2-0; Belcher, D. 1-0; TEAM 1-0; Mentzer, Mick 0-1; Council, R. 0-1; Bush, Kevin 0-1.

T W E N T Y - E L E V E N
INDIANA FOOTBALL
2010 IN REVIEW

GAME 9
IOWA 18, INDIANA 13
NOVEMBER 6, 2010

Score by Quarters	1	2	3	4	Final
Iowa	3	3	3	9	18
Indiana	3	3	7	0	13

1st	10:21	IOWA	Meyer, Mike 23 yd field goal, 10-66	4:39
	7:00	IND	Ewald, Mitch 37 yd field goal, 8-59	3:21
2nd	12:45	IOWA	Meyer, Mike 27 yd field goal, 11-42	4:41
	8:20	IND	Ewald, Mitch 28 yd field goal, 12-45	4:25
3rd	5:33	IOWA	Meyer, Mike 27 yd field goal, 6-47	2:39
	0:42	IND	Chappell, Ben 1 yd run (Ewald, Mitch kick), 12-69	4:51
4th	8:33	IOWA	Meyer, Mike 42 yd field goal, 7-36	3:21
	2:50	IOWA	McNutt, Marvin 52 yd pass from Stanzi, Ricky (Stanzi, Ricky pass failed), 3-88	0:52

	IOWA	IND
FIRST DOWNS	22	19
NET YARDS RUSHING	155	91
NET YARDS PASSING	290	222
Completions - Attempts - Int	22-33-1	27-46-1
TOTAL OFFENSE YARDS	290	313
Fumble Returns: Number-Yds-TD	0-0-0	0-0-0
Punt returns: Number-Yards-TD	2-14-0	1-9-0
Kickoff returns: Number-Yds-TD	4-62-0	6-151-0
Interceptions: Number-Yds-TD	1-15-0	1-0-0
PUNTS-YARDS	2-97	5-196
Fumbles: Number-Lost	0-0	0-0
Penalties: Number-Yards	9-65	6-72
Possession Time	31:02	28:58
Third-Down Conversions	5 of 12	6 of 14
Fourth-Down Conversions	0 of 0	0 of 1
Red-Zone Scores-Chances	3-4	3-4
Sacks By: Number-Yards	1-6	2-10

RUSHING: **Iowa**-Coker, Marcus 22-129, Chaney, Jr., P. 1-19, Jn-Koulianos, Darrell 1-10, Rogers, Brad 2-9, TEAM 1-(-2), Stanzi, Ricky 2-(-10). **Indiana**-Burgess, Trea 16-55, Doss, Tandon 4-33, Banks, Antonio 1-5, Chappell, Ben 3-(-2).

PASSING: **Iowa**-Stanzi, Ricky 22-33-1-290. **Indiana**-Chappell, Ben 27-46-1-222.

RECEIVING: **Iowa**-McNutt, Marvin 6-126, Jn-Koulianos, D 6-72, Davis, Keenan 3-48, Sandeman, Colin 3-31, Morse, Brett 3-13, Reisner, Allen 1-0. **Indiana**-Belcher, D. 7-50, Doss, Tandon 7-47, Wilson, Duwyce 5-45, Turner, T. 3-41, Bolser, Ted 3-24, Hughes, Kofi 1-9, Turner, Nick 1-6.

INTERCEPTIONS: **Iowa**-Greenwood, B. 1-15. **Indiana**-Heban, Greg 1-0.

FUMBLES: **Iowa**-None. **Indiana**-None.

SACKS (UA-A): **Iowa**-Daniels, Mike 1-6. **Indiana**-Johnson, Darius 1-7; Black, Jr., Larry 1-3.

TACKLES (UA-A): **Indiana**-Evans, Mitchell 6-7; Ernest, Matt 5-2; Jones, Donnell 4-3; Replogle, Tyler 4-2; Heban, Greg 3-3; Beckum, Leon 3-2; Johnson, Darius 1-4; Thomas, Jeff 3-1; Replogle, Adam 0-3; Thomas, T. 1-1; Mentzer, Mick 1-1; Drane, Jarrell 0-2; TEAM 1-0; Lukaszewski, J. 1-0; Sims, Damon 1-0; Black Jr., L. 1-0; Banks, Antonio 0-1; Sherer, Chad 0-1; Bush, Kevin 0-1; Council, R. 0-1; McGhee, Brandon 0-1.

GAME 10
WISCONSIN 83, INDIANA 20
NOVEMBER 13, 2010

Score by Quarters	1	2	3	4	Final
Indiana	7	3	3	7	20
Wisconsin	10	28	21	24	83

1st	11:14	WIS	Ball, Montee 1 yd run (Welch, Philip kick) 5-65	2:24
	09:44	IND	Doss, Tandon 2 yd pass from Chappell, Ben (Ewald, Mitch kick) 5-80	1:23
	03:32	WIS	Welch, Philip 32 yd field goal 13-46	6:12
2nd	14:12	IND	Ewald, Mitch 48 yd field goal 9-43	4:13
	09:27	WIS	Ball, Montee 1 yd run (Welch, Philip kick) 9-49	4:36
	05:01	WIS	White, James 30 yd run (Welch, Philip kick) 2-66	0:45
	02:20	WIS	Ball, Montee 8 yd run (Welch, Philip kick) 5-29	2:31
	00:21	WIS	Toon, Nick 4 yd pass from Tolzien, Scott (Welch, Philip kick) 5-46	0:46
3rd	13:38	WIS	Byrne, Jake 2 yd pass from Tolzien, Scott (Welch, Philip kick) 3-24	1:13
	09:39	WIS	White, James 2 yd run (Welch, Philip kick) 4-41	1:49
	06:37	IND	Ewald, Mitch 33 yd field goal 9-58	2:56
	02:07	WIS	Kendricks, Lanc 11 yd pass from Tolzien, Scott (Welch, Philip kick) 8-62	4:23
4th	12:12	WIS	Welch, Philip 41 yd field goal 8-34	3:07
	11:19	WIS	Henry, Aaron 37 yd interception return (Welch, Philip kick)	
	07:26	WIS	Abbrederis, Jar 74 yd pass from Budmayr, Jon (Welch, Philip kick) 3-78	1:38
	04:35	IND	Wilson, Duwyce 62 yd pass from Wright-Baker, Edward (Ewald, Mitch kick) 5-80	2:51
	01:57	WIS	Tice, Nate 17 yd run (Welch, Philip kick) 5-68	2:30

	IND	WIS
FIRST DOWNS	13	28
NET YARDS RUSHING	167	338
NET YARDS PASSING	149	260
Completions - Attempts - Int	11-24-1	17-21-0
TOTAL OFFENSE YARDS	316	598
Fumble Returns: Number-Yds-TD	0-0-0	0-0-0
Punt returns: Number-Yards-TD	0-0-0	1-22-0
Kickoff returns: Number-Yds-TD	11-223-0	4-151-0
Interceptions: Number-Yds-TD	0-0-0	1-37-1
PUNTS-YARDS	4-162	0-0
Fumbles: Number-Lost	3-2	0-0
Penalties: Number-Yards	7-80	2-35
Possession Time	27:33	32:27
Third-Down Conversions	4 of 14	7 of 10
Fourth-Down Conversions	0 of 0	1 of 1
Red-Zone Scores-Chances	2-2	10-10
Sacks By: Number-Yards	2-3	1-3

RUSHING: **Indiana**-Turner, Nick 11-103, Davis-Walker, Z 7-32, Burgess, Trea 9-22, Wright-Baker, E 4-6, Chappell, Ben 2-2, Banks, Antonio 1-2. **Wisconsin**-Ball, Montee 22-167, White, James 19-144, Tice, Nate 1-17, Tolzien, Scott 2-6, Zuleger, Kyle 2-6, Budmayr, Jon 1-(-2).

PASSING: **Indiana**-Chappell, Ben 8-14-0-63, Kiel, Dusty 1-7-1-22, Wright-Baker, Edward 2-3-0-64. **Wisconsin**-Tolzien, Scott 15-18-0-181, Budmayr, Jon 2-3-0-79.

RECEIVING: **Indiana**-Turner, T. 4-54, Belcher, D. 3-30, Wilson, Duwyce 1-62, Doss, Tandon 1-2, Turner, Nick 1-2, Davis-Walker, Zach 1-1. **Wisconsin**-Kendricks, Lance 3-47, Gilreath, David 3-41, Toon, Nick 3-26, Abbrederis, Jar 2-79, Ewing, Bradie 2-26, Byrne, Jake 2-18, Anderson, Isaac 1-14, Ball, Montee 1-9.

INTERCEPTIONS: **Indiana**-None. **Wisconsin**-Henry, Aaron 1-37-1.

FUMBLES: **Indiana**-Turner, Nick 1-0, Wright-Baker, Edward 2-2. **Wisconsin**-None.

SACKS (UA-A): **Indiana**-Johnson, Darius 1.5-3, Replogle, Adam 0.5-0. **Wisconsin**-Nzegwu, Louis 1-3.

TACKLES (UA-A): **Indiana**-Johnson, Darius 5-3, Adkins, Chris 5-2, Heban, Greg 4-3, Evans, Mitchell 3-4, Thomas, Jeff 5-1, Sherer, Chad 2-4, Beckum, Leon 3-2, Drane, Jarrell 2-3, McGhee, Brandon 2-2, Council, R. 2-1, Mentzer, Mick 1-2, Thomas, T. 1-2, Dahlstrom, G. 1-1, Replogle, Adam 0-2, Hughes, Kofi 1-0, Ernest, Matt 1-0, Black Jr., L. 0-1, Thomas, Eric 0-1.

T W E N T Y - E L E V E N
INDIANA FOOTBALL
 2010 IN REVIEW

GAME 11
PENN STATE 45, INDIANA 24
NOVEMBER 20, 2010

Score by Quarters	1	2	3	4	Final
Penn State	7	10	14	10	41
Indiana	0	14	10	0	24

1st	6:55	PSU	Royster, Evan 2 yd run (Wagner, Collin kick) 13-87, 5:58
2nd	14:56	PSU	Brackett, Brett 3 yd pass from McGloin, Matt (Wagner, Collin kick) 9-99, 5:07
	10:48	IND	Burgess, Trea 4 yd run (Ewald, Mitch kick) 10-78, 4:01
	4:19	PSU	Wagner, Collin 42 yd field goal 7-14, 3:20
	2:35	IND	Turner, T. 12 yd pass from Chappell, Ben (Ewald, Mitch kick) 6-68, 1:38
3rd	11:27	IND	Ewald, Mitch 49 yd field goal 5-30, 1:24
	8:05	PSU	Moye, Derek 21 yd pass from McGloin, Matt (Wagner, Collin kick) 7-70, 3:16
	6:11	IND	Doss, Tandon 3 yd pass from Chappell, Ben (Ewald, Mitch kick) 5-63, 1:47
	1:40	PSU	Van Fleet, J. 21 yd blocked punt return (Wagner, Collin kick)
4th	12:02	PSU	Wagner, Collin 35 yd field goal 7-25, 3:31
	3:20	PSU	Redd, Silas 1 yd run (Wagner, Collin kick) 12-56, 5:38

	PSU	IND
FIRST DOWNS	24	18
NET YARDS RUSHING	171	90
NET YARDS PASSING	325	242
Completions - Attempts - Int	24-33-0	23-42-1
TOTAL OFFENSE YARDS	496	332
Fumble Returns: Number-Yds-TD	0-0-0	0-0-0
Punt returns: Number-Yards-TD	2-57-1	1-1-0
Kickoff returns: Number-Yds-TD	4-60-0	8-195-0
Interceptions: Number-Yds-TD	1-0-0	0-0-0
PUNTS-YARDS	2-82	5-176
Fumbles: Number-Lost	2-0	0-0
Penalties: Number-Yards	5-35	0-0
Possession Time	36:59	23:01
Third-Down Conversions	11 of 17	4 of 13
Fourth-Down Conversions	0 of 1	0 of 2
Red-Zone Scores-Chances	5-5	3-3
Sacks By: Number-Yards	2-11	1-6

RUSHING: **Penn State**-Redd, Silas 9-50, Royster, Evan 16-48, Moye, Derek 2-39, Green, Stephon 4-13, Dukes, Curtis 1-11, Suhey, Joe 2-5, Smith, Devon 1-4, Zordich, M. 2-4, Zug, Graham 1-3, Bolden, Rob 1-(-2), McGloin, Matt 3-(-4). **Indiana**-Doss, Tandon 5-61, Davis-Walker, Z 4-17, Wright-Baker, E 3-15, Turner, Nick 3-5, Burgess, Trea 3-1, Chappell, Ben 3-(-9).

PASSING: **Penn State**-McGloin, Matt 22-31-0-315, Bolden, Rob 2-2-0-10. **Indiana**-Chappell, Ben 22-41-1-235, 1-1-0-7.

RECEIVING: **Penn State**-Moye, Derek 6-90, Brackett, Brett 5-66, Brown, Justin 4-50, Smith, Devon 2-56, Royster, Evan 2-38, Moseby-Felder, B 2-10, Zug, Graham 1-5, Green, Stephon 1-5, Suhey, Joe 1-5. **Indiana**-Turner, T. 8-68, Doss, Tandon 7-90, Wilson, Duwyce 3-46, Belcher, D. 2-13, Turner, Nick 1-11, Hughes, Kofi 1-8, Davis-Walker, Z 1-6.

INTERCEPTIONS: **Penn State**-Astorino, Drew 1-0-0. **Indiana**-None.

FUMBLES: **Penn State**-Turner, Nick 1-0, Wright-Baker, Edward 2-2. **Indiana**-None.

SACKS (UA-A): **Penn State**-Johnson, Darius 1.5-3, Replogle, Adam 0.5-0. **Indiana**-Nzegwu, Louis 1-3.

TACKLES (UA-A): **Indiana**-Replogle, Tyler 7-7, Evans, Mitchell 8-2, Johnson, Darius 3-6, Beckum, Leon 3-5, Thomas, Jeff 3-4, Council, R. 3-1, Heban, Greg 3-1, Burks, Adrian 3-1, Bush, Kevin 2-2, Replogle, Adam 1-3, Jones, Donnell 1-3, Thomas, T. 0-3, Mentzer, Mick 0-3, Hughes, Kofi 1-0, Ernest, Matt 1-0, Lukaszewski, J. 0-1, Mack, Deonte 0-1, Doss, Tandon 0-1, Black Jr., L. 0-1, Dahlstrom, G. 0-1.

GAME 12
INDIANA 34, PURDUE 31
NOVEMBER 27, 2010

Score by Quarters	1	2	3	4	OT	Score
Indiana	7	7	7	10	3	34
Purdue	14	7	7	3	0	31

1st	8:26	PUR	Edison, A. 55 yd pass from Henry, Rob (Wiggs, Carson kick) 5-64, 2:17
	6:04	IND	Burgess, Trea 1 yd run (Ewald, Mitch kick) 5-68, 2:22
	1:10	PUR	Dierking, Dan 2 yd pass from Henry, Rob (Wiggs, Carson kick) 10-67, 4:54
2nd	6:20	PUR	Carlos, Keith 1 yd run (Wiggs, Carson kick) 3-10, 0:52
	2:14	IND	Doss, Tandon 4 yd pass from Chappell, Ben (Ewald, Mitch kick) 11-77, 4:06
3rd	9:55	IND	Doss, Tandon 6 yd pass from Chappell, Ben (Ewald, Mitch kick) 11-54, 5:05
	5:21	PUR	Smith, Cortez 52 yd pass from Henry, Rob (Wiggs, Carson kick) 1-52, 0:09
4th	13:05	IND	Doss, Tandon 3 yd pass from Chappell, Ben (Ewald, Mitch kick) 7-79, 2:02
	5:41	PUR	Wiggs, Carson 36 yd field goal 4-2, 2:36
	0:09	IND	Ewald, Mitch 26 yd field goal 14-71, 5:32
OT	15:00	IND	Ewald, Mitch 31 yd field goal 4-12, 0:00

	IND	PU
FIRST DOWNS	26	13
NET YARDS RUSHING	73	58
NET YARDS PASSING	330	252
Completions-Attempts-Int	31-52-0	16-30-1
TOTAL OFFENSE YARDS	403	310
Fumbles: Number-Lost	2-2	0-0
Penalties: Number-Yards	5-30	11-106
Punt returns: Number-Yards-TD	1--1-0	3-31-0
Kickoff returns: Number-Yds-TD	6-117-0	6-111-0
Interceptions: Number-Yds-TD	1-0-0	0-0-0
PUNTS-YARDS	6-232	8-406
Fumbles: Number-Lost	2-2	0-0
Possession Time	32:18	27:42
Third-Down Conversions	5 of 13	2 of 13
Fourth-Down Conversions	0 of 0	0 of 0
Red-Zone Scores-Chances	6-6	3-4
Sacks By: Number-Yards	0-0	1-5

RUSHING: **Indiana**-Davis-Walker, Z 6-38, Doss, Tandon 2-18, Chappell, Ben 6-15, Burgess, Trea 13-18, Turner, Nick 1-1. **Purdue**-Henry, Rob 9-31, Carlos, Keith 8-30, Dierking, Dan 10-12, Werner, Jason 1-1, Smith, Cortez 1-0.

PASSING: **Indiana**-Chappell, Ben 31-50-0-330, Wright-Baker, E 0-1-0-0, Doss, Tandon 0-1-0-0. **Purdue**-Henry, Rob 16-30-1-252.

RECEIVING: **Indiana**-Turner, T. 10-100, Belcher, D. 8-83, Doss, Tandon 8-64, Bolser, Ted 4-54, Davis-Walker, Z 1-29. **Purdue**-Edison, A. 5-89, Dierking, Dan 4-52, Adams, Kyle 3-34, Smith, Cortez 2-64, Carlos, Keith 1-7, Bush, Gary 1-6.

INTERCEPTIONS: **Indiana**-Thomas, Jeff 1-0. **Purdue**-None.

FUMBLES: **Indiana**-Turner, T. 2-2. **Purdue**-None.

SACKS (UA-A): **Indiana**-None. **Purdue**-Gaston, Bruce 1-0.

TACKLES (UA-A): **Indiana**-Replogle, Tyler 9-2; Thomas, Jeff 6-2; Jones, Donnell 5-1; Beckum, Leon 4-2; Johnson, Darius 3-2; Heban, Greg 3-2; Council, R. 3-0; Evans, Mitchell 2-0; Hughes, Kofi 1-1; McGhee, Brandon 1-0; Lukaszewski, J. 0-1; Burks, Adrian 0-1; Burgess, Trea 0-1; Replogle, Adam 0-1; Mentzer, Mick 0-1; Thomas, T. 0-1.

T W E N T Y - E L E V E N
INDIANA FOOTBALL
 OPPONENTS

YEAR-BY-YEAR SERIES SCORES

AKRON (3-0)

9/25/10	W	35-20	H
9/19/09	W	38-21	A
9/15/07	W	41-24	H

ARIZONA (2-2)

9/21/74	L	20-35	H
9/22/73	L	10-26	A
10/26/68	W	16-13	H
10/28/67	W	42-7	A

ARKANSAS STATE (1-0)

10/16/10	W	36-34	H
----------	---	-------	---

AUBURN (0-1)

12/30/90	L	23-27	N%
----------	---	-------	----

% - Peach Bowl, Atlanta, Ga.

BALL STATE (4-1)

9/20/08	L	20-42	H
11/3/07	W	38-20	H
9/9/06	W	24-23	A
9/4/99	W	21-9	H
9/13/97	W	35-14	H

BAYLOR (2-1)

12/31/91	W	24-0	N%
9/25/71	L	0-10	A
9/21/68	W	40-36	H

% - Copper Bowl, Tucson, Ariz.

BEDFORD (1-0)

1897	W	40-0	H
------	---	------	---

BOSTON COLLEGE (0-1)

1938	L	0-14	A
------	---	------	---

BRIGHTHAM YOUNG (1-0)

12/21/79	W	38-37	N%
----------	---	-------	----

% - Holiday Bowl, San Diego, Calif.

BUTLER (5-5)

1942	W	53-0	H
1910	W	33-0	H
1905	W	31-0	H
1896	W	22-6	H
1895	L	2-34	H
1894	L	0-58	H
1893	L	0-38	H
1892	W	11-10	H
1891	L	6-52	H
1891	L	6-26	H

CALIFORNIA (0-2)

9/26/70	L	14-56	A
9/27/69	L	14-17	H

CAMP TAYLOR (0-1)

1918	L	3-7	A
------	---	-----	---

CENTRAL MICHIGAN (3-1)

11/1/08	L	34-37	H
9/2/05	W	20-13	A
9/4/04	W	41-10	H
9/21/02	W	39-29	H

CENTRE (3-1)

1937	W	12-0	H
1936	W	38-0	H

1935	W	14-0	H
1919	L	3-12	H

CHICAGO (5-20-1)

1936	W	20-7	A
1935	W	24-0	A
1934	L	0-21	A
1933	T	7-7	A
1932	L	7-13	A
1931	W	32-6	A
1931	W	6-0	A
1929	L	7-13	A
1927	L	0-13	A
1924	L	0-23	A
1923	L	0-27	A
1916	L	0-22	A
1915	L	7-13	A
1914	L	0-34	A
1913	L	7-21	A
1912	L	7-13	A
1911	L	6-23	A
1910	W	6-0	A
1909	L	0-28	A
1908	L	6-29	A
1907	L	6-27	A
1906	L	8-33	A
1905	L	5-16	A
1904	L	0-56	A
1903	L	0-34	A
1902	L	0-39	A

CINCINNATI (9-3-2)

9/23/00	W	42-6	H
9/26/98	W	48-14	A
9/3/94	W	28-3	H
10/26/63	W	20-6	H
9/29/62	W	26-6	A
11/9/57	L	0-21	H
1946	L	6-15	H
1937	W	27-0	A
1935	L	0-7	A
1905	W	47-6	H
1899	W	35-0	H
1898	T	0-0	H
1898	T	11-11	A
1896	W	16-0	H

COLGATE (0-1)

1929	L	6-21	H
------	---	------	---

COLORADO (1-3)

9/27/80	W	49-7	A
9/29/79	L	16-17	H
9/19/70	L	9-16	H
10/4/69	L	7-30	A

CONNECTICUT (0-2)

9/23/06	L	7-14	H
8/30/03	L	10-34	A

CORNELL (1-0)

1945	W	46-6	H
------	---	------	---

DANVILLE A.C. (1-0)

1893	W	18-0	H
------	---	------	---

DEPAUW (23-7-3)

1926	W	31-7	H
1924	W	21-0	H

1923	L	0-3	H
1922	T	0-0	H
1918	W	13-0	H
1917	W	35-0	H
1916	W	20-0	H
1915	W	7-0	H
1914	W	13-6	H
1913	W	48-3	H
1912	W	20-0	H
1911	W	9-6	H
1910	W	12-0	H
1909	W	28-5	H
1908	W	16-0	H
1907	W	25-9	H
1906	W	55-0	H
1903	W	70-0	H
1902	W	16-5	H
1901	W	24-0	H
1899	W	34-0	H
1898	W	32-0	A
1897	W	18-0	H
1897	W	14-0	H
1896	L	4-22	H
1896	W	12-0	H
1895	L	0-14	H
1895	T	14-14	H
1894	L	10-20	H
1893	L	0-34	H
1892	L	Forfeit	H
1891	L	4-62	H
1888	T	N/A	H

DETROIT (0-1)

1941	L	7-14	H
------	---	------	---

DUKE (2-1)

9/8/84	L	24-31	A
9/10/83	W	15-10	H
10/4/80	W	31-21	H

EARLHAM (3-0)

1912	W	33-7	H
1903	W	39-0	H
1900	W	18-0	H

EASTERN KENTUCKY (1-0)

9/3/09	W	19-13	H
--------	---	-------	---

EASTERN MICHIGAN (1-0)

9/29/90	W	37-6	H
---------	---	------	---

FLORIDA (1-0)

1916	W	14-3	H
------	---	------	---

FLORIDA STATE (0-1)

12/31/86	L	13-27	N%
----------	---	-------	----

% - All-American Bowl, Birmingham, Ala.

FORDHAM (0-1)

1939	L	0-13	A
------	---	------	---

FORT HARRISON (1-0)

1918	W	41-0	H
------	---	------	---

FORT KNOX (2-0)

1944	W	72-0	H
1942	W	51-0	A

FRANKLIN (5-1)

1921	W	47-0	H
1920	W	47-0	H
1917	W	50-0	H
1911	W	42-0	H
1901	W	76-0	H
1887	L	8-10	H

GREAT LAKES (0-1)

1943	L	7-21	H
------	---	------	---

HANOVER (1-0)

1923	W	32-0	H
------	---	------	---

HARVARD (0-2)

1927	L	6-26	A
1921	L	0-19	A

ILLINOIS (22-44-2)

10/23/10	L	13-43	A
10/17/09	W	27-14	H
10/18/08	L	13-55	A
9/22/07	L	14-27	H
10/7/06	W	34-32	A
10/8/05	W	36-13	H
11/6/04	L	22-26	A
11/8/03	W	17-14	H
10/26/02	L	14-45	A
10/13/01	L	14-35	H
11/4/00	L	25-42	A
10/2/99	W	34-31 (OT)	H
11/7/98	L	16-31	A
11/1/97	W	23-6	H
10/5/96	L	43-46 (2OT)	A
10/7/95	L	10-17	H
11/17/90	L	10-24	H
11/18/89	L	28-41	A
11/7/88	L	20-21	A
11/7/87	W	34-22	H
11/15/86	L	16-21	H
11/16/85	L	24-41	A
11/10/84	L	7-34	N@
11/12/83	L	21-49	A
11/13/82	L	7-48	H
11/14/81	L	14-35	A
11/15/80	W	26-24	H
11/10/79	W	45-14	A
10/28/78	W	31-10	H
10/22/77	L	7-21	A
9/14/74	L	0-16	A
9/15/73	L	14-28	H
11/11/72	L	20-37	A
11/6/71	L	21-22	H
10/17/70	W	30-24	A
10/18/69	W	41-20	H
10/5/68	W	28-14	H
10/7/67	W	20-7	A
10/15/66	L	10-24	H
10/16/65	L	13-34	A
9/24/60	L	6-17	A
9/26/59	W	20-0	H
10/27/51	L	0-21	H
10/28/50	L	0-20	A
11/5/49	L	14-33	A
1946	W	14-7	H
1945	W	6-0	A
1944	L	18-26	A
1939	W	7-6	A
1938	L	2-12	A

T W E N T Y - E L E V E N
INDIANA FOOTBALL
OPPONENTS

YEAR-BY-YEAR SERIES SCORES

1937	W	13-6	H
1932	L	6-18	A
1931	W	0-0^	A
1928	L	7-13	A
1914	L	0-51	A
1913	L	0-10	A
1912	L	7-13	A
1911	T	0-0	A
1910	L	0-3	H
1909	L	5-6	A
1908	L	0-10	A
1907	L	6-10	H
1904	L	0-10	A
1903	W	17-0	H
1902	L	0-47	A
1901	L	0-18	A
1900	T	0-0	H
1899	W	6-0	A

@ Hoosier Dome - Indianapolis
^ - game awarded to Indiana by 8-4 first down margin

INDIANA MEDICS (1-0)

1904	W	12-0	H
------	---	------	---

INDIANA STATE (3-0)

9/1/07	W	55-7	H
9/13/03	W	33-3	H
1925	W	31-0	H

INDIANA TRAINING (1-0)

1898	W	20-0	H
------	---	------	---

INDIANAPOLIS ART (0-1)

1895	L	8-16	H
------	---	------	---

IOWA (27-41-4)

11/6/10	L	13-18	H
10/31/09	L	24-42	A
10/11/08	L	9-45	H
9/29/07	W	38-20	A
10/14/06	W	31-28	H
10/15/05	L	24-41	A
10/19/02	L	8-24	H
10/20/01	L	28-42	A
9/30/00	W	45-33	H
10/23/99	W	38-31	A
10/17/98	W	14-7	H
10/25/97	L	0-62	A
10/12/96	L	10-31	H
10/14/95	L	13-22	A
10/8/94	W	27-20	A
10/9/93	W	16-10	H
11/7/92	L	0-14	H
11/9/91	L	21-38	A
10/29/88	W	45-34	H
10/31/87	L	21-29	A
10/26/84	L	20-24	H
10/29/83	L	3-49	A
10/9/82	L	20-24	H
10/10/81	L	28-42	A
9/13/80	L	7-16	H
9/8/79	W	30-26	A
11/11/78	W	34-14	H
11/5/77	W	24-21	A
10/16/76	W	14-7	A
10/18/75	L	10-20	H
11/18/72	W	16-8	H
11/13/71	W	14-7	A

11/7/70	L	13-42	A
11/8/69	L	17-28	H
10/12/68	W	38-34	A
10/14/67	W	21-17	H
10/29/66	L	19-20	A
10/30/65	W	21-17	H
10/10/64	L	20-21	H
10/12/63	L	26-37	A
10/13/62	L	10-14	H
10/14/61	L	8-27	A
10/11/58	L	13-34	A
10/12/57	L	7-47	H
9/29/56	L	0-27	H
10/8/55	L	6-20	A
10/23/54	L	14-27	H
10/24/53	L	13-19	A
10/4/52	W	20-13	H
10/7/50	W	20-7	H
10/15/49	L	9-35	A
10/2/48	W	7-0	H
1947	L	14-27	A
1946	L	0-13	H
1945	W	52-20	A
1944	W	32-0	H
1943	T	7-7	A
1942	L	13-14	H
1941	L	7-13	A
1940	W	10-6	H
1939	L	29-32	A
1938	W	7-3	H
1937	W	3-0	A
1936	W	13-6	H
1935	T	6-6	A
1934	T	0-0	H
1933	W	12-0	H
1931	T	0-0	A
1921	L	0-41	A
1920	L	7-14	H
1913	L	0-60	A
1912	L	6-13	A

IOWA SEAHAWKS (0-1)

1942	L	6-26	H
------	---	------	---

KALAMAZOO (1-0)

1921	W	29-0	H
------	---	------	---

KANSAS (1-1)

9/28/68	L	20-38	A
9/30/67	W	18-15	H

KANSAS STATE (3-2)

9/18/65	W	19-7	H
9/22/62	W	21-0	A
9/23/61	L	8-14	A
1942	W	54-0	H
1938	L	6-13	H

KENT STATE (1-0)

1904	W	27-0	H
------	---	------	---

KENTUCKY (18-17-1)

9/17/05	W	38-14	H
9/18/04	L	32-51	A
9/20/03	L	17-34	H
9/14/02	L	17-27	A
12/1/01	W	26-15	H
9/16/00	L	34-41	A
9/18/99	L	35-44	H

9/19/98	L	27-31	A
9/20/97	L	7-49	H
9/16/96	L	0-3	A
9/16/95	L	10-17	H
9/17/94	W	59-29	A
9/18/93	W	24-8	H
9/19/92	L	25-37	A
9/21/91	W	13-10	H
9/15/90	W	45-24	A
9/9/89	L	14-17	A
9/17/88	W	36-15	H
9/19/87	L	15-34	A
9/15/84	L	14-48	H
9/17/83	L	13-24	A
9/20/80	W	36-30	A
9/22/79	W	18-10	H
9/28/74	L	22-28	A
9/29/73	W	17-3	H
9/30/72	W	35-34	A
9/18/71	W	26-8	H
9/20/69	W	58-30	A
9/23/67	W	12-10	H
10/1/27	W	21-0	A
10/9/26	W	14-6	H
10/11/19	W	24-0	A
10/5/18	L	7-24	H
10/7/05	W	29-0	A
10/8/04	L	0-12	H
11/30/93	T	24-24	H

KENTUCKY STATE (1-2)

1919	W	24-0	H
1918	L	7-24	H
1904	L	0-12	A

KNIGHTSTOWN (1-0)

1896	W	50-0	H
------	---	------	---

LAKE FOREST (1-0)

1909	W	27-5	H
------	---	------	---

LOUISIANA STATE (1-2)

9/16/78	L	17-24	A
9/17/77	W	24-21	H
1924	L	14-20	N@

@ - game played in Indianapolis

LOUISVILLE (2-0)

9/13/86	W	21-0	H
9/14/85	W	41-28	H

LOUISVILLE A.C. (3-0)

1896	W	38-24	H
1895	W	36-0	H
1891	W	30-0	H

MANUAL TRAINING (1-0)

1897	W	30-0	H
------	---	------	---

MARQUETTE (6-0)

10/15/60	W	34-8	H
10/10/59	W	33-13	H
11/2/56	W	19-13	H
10/10/53	W	21-20	H
11/18/50	W	18-7	H
1947	W	48-6	H

MARYLAND (2-0)

1935	W	13-6	A
1934	W	17-14	H

MIAMI (FLA.) (1-1)

10/22/66	L	7-14	A
10/24/64	W	28-14	A

MIAMI (OHIO) (10-3-1)

9/14/96	W	21-14	H
9/10/94	W	35-14	H
9/12/92	W	16-0	H
9/24/77	L	20-21	H
9/17/66	L	10-20	H
10/25/68	W	12-7	H
11/6/54	L	0-6	H
1943	T	7-7	H
1933	W	7-0	H
1930	W	14-0	H
1925	W	25-7	H
1915	W	41-0	H
1914	W	48-3	H
1897	W	22-6	H

MICHIGAN (9-52)

10/2/10	L	35-42	H
9/26/09	L	33-36	A
11/11/06	L	3-34	H
11/12/05	L	14-41	A
10/2/04	L	14-35	H
9/27/03	L	17-31	A
10/14/00	L	0-58	A
10/30/99	L	31-34	H
10/24/98	L	10-21	A
10/4/97	L	0-37	H
10/19/96	L	20-27	A
10/21/95	L	17-34	H
10/17/92	L	3-31	H
10/19/91	L	16-24	A
10/27/90	L	19-45	H
10/28/89	L	10-38	A
10/22/88	L	6-31	A
10/24/87	W	14-10	H
10/25/86	L	14-38	H
10/26/85	L	15-42	A
9/29/84	L	6-14	H
10/1/83	L	18-43	A
10/2/82	L	10-24	A
10/3/81	L	17-38	H
11/1/80	L	0-35	H
10/25/79	L	21-27	A
10/23/76	L	0-35	H
10/25/75	L	7-55	A
11/2/74	L	7-21	H
11/3/73	L	13-49	A
11/4/72	L	7-21	H
10/30/71	L	7-61	A
10/19/68	L	22-27	H
10/21/67	W	27-20	A
11/12/60	L	7-29	A
11/14/59	W	26-7	H
11/15/58	W	8-6	A
11/16/57	L	13-27	A
11/16/56	L	26-49	A
11/12/55	L	0-30	A
10/30/54	W	13-9	A
10/11/52	L	13-28	A
10/13/51	L	14-33	A
11/11/50	L	7-20	A

T W E N T Y - E L E V E N
INDIANA FOOTBALL
O P P O N E N T S

YEAR-BY-YEAR SERIES SCORES

11/12/49	L	7-20	A
11/13/48	L	0-54	A
1947	L	0-35	A
1946	L	0-21	A
1945	W	13-7	A
1944	W	20-0	A
1943	L	6-23	A
1936	W	14-3	A
1935	L	0-7	A
1932	L	0-7	H
1931	L	0-22	A
1928	W	6-0	A
1925	L	0-63	A
1903	L	0-51	A
1902	L	0-60	A
1901	L	0-33	A
1900	L	0-12	H

MICHIGAN AGGIES (2-0)

1922	W	14-6	H
1920	W	24-0	H

MICHIGAN STATE (15-40-2)

9/27/08	L	29-42	H
10/13/07	L	27-52	A
10/28/06	W	46-21	H
10/29/05	L	15-46	A
9/25/04	L	20-30	H
10/4/03	L	3-31	A
11/9/02	L	21-56	H
11/10/01	W	37-28	A
10/10/98	L	31-38 (2OT)	A
10/11/97	L	6-38	H
11/9/96	L	15-38	A
11/11/95	L	13-31	H
10/29/94	L	21-27#	A
10/30/93	W	10-0	H
10/3/92	L	31-42	A
10/5/91	W	31-0	H
11/3/90	L	20-45	A
11/4/89	L	20-51	H
11/14/88	L	12-38	H
11/14/87	L	3-27	A
11/8/86	W	17-14	A
11/9/85	L	16-35	H
10/12/84	L	6-13	A
10/15/83	W	24-12	H
10/30/82	L	14-22	H
10/31/81	L	3-26	A
10/21/78	L	14-49	A
10/15/77	T	13-13	H
11/6/76	L	0-23	A
11/8/75	L	6-14	H
11/16/74	L	10-19	H
11/17/73	L	9-10	A
10/31/70	L	7-32	H
11/1/69	W	16-0	A
11/9/68	W	24-22	A
11/11/67	W	14-13	A
11/12/66	L	19-37	H
11/13/65	L	13-27	A
10/17/64	W	27-20	H
10/19/63	L	3-20	A
10/27/62	L	8-26	H
10/28/61	L	0-35	A
10/22/60	L	0-35	H
10/24/59	L	6-14	A
11/8/58	W	6-0	H
9/28/57	L	0-54	A

10/12/56	L	6-53	A
9/24/55	L	13-20	H
10/9/54	L	14-21	H
10/17/53	L	18-47	A
11/8/52	L	14-41	H
11/17/51	L	26-30	H
11/4/50	L	0-35	A
1940	W	20-0	H
1939	T	7-7	A
1927	W	33-7	H
1922	W	14-6	H

- game later forfeited to Indiana

MILLIKIN (1-0)

1910	W	33-0	H
------	---	------	---

MINNESOTA (26-37-3)

10/4/08	L	7-16	A
10/6/07	W	40-20	H
11/4/06	L	26-63	A
11/5/05	L	21-42	H
10/30/04	W	30-21	H
11/1/03	L	7-55	A
10/21/00	W	51-43	H
11/13/99	L	20-44	A
11/14/98	W	20-19	H
11/15/97	L	12-24	A
10/1/94	W	27-20	H
10/2/93	W	23-19	A
10/31/92	W	24-17	A
11/2/91	W	34-8	H
10/20/90	L	0-12	A
10/21/89	W	28-18	H
10/15/88	W	33-13	H
10/16/87	W	18-17	A
10/18/86	L	17-19	A
10/19/85	L	7-22	H
10/5/84	L	24-33	A
10/8/83	W	38-31	H
10/16/82	W	40-21	A
10/17/81	W	17-16	H
11/8/80	L	7-31	A
11/3/79	W	42-24	H
11/4/78	L	31-32	H
10/29/77	W	34-22	H
9/11/76	L	13-32	A
9/13/75	W	20-14	H
10/12/74	W	34-3	H
10/13/73	L	3-24	A
9/16/72	W	27-23	H
9/11/71	L	0-28	A
10/10/70	L	0-23	A
10/11/69	W	17-7	H
11/16/68	L	6-20	H
11/18/67	L	7-33	A
10/8/66	T	7-7	H
10/9/65	L	18-42	A
10/31/64	L	0-21	H
11/2/63	W	24-6	A
10/1/60	L	0-42	A
10/3/59	L	14-24	A
11/1/58	W	6-0	H
11/2/57	L	0-34	A
11/7/53	L	20-28	A
11/10/51	L	14-16	A
10/30/48	L	7-30	A
1946	W	21-0	A
1945	W	49-0	A
1944	L	14-19	A

1942	W	7-0	A
1937	L	0-6	A
1934	L	0-30	A
1933	T	6-6	A
1930	L	0-6	A
1929	L	7-19	A
1928	L	12-21	A
1927	T	14-14	H
1922	L	0-20	A
1921	L	0-6	A
1920	W	21-7	A
1919	L	6-20	A
1917	L	9-33	A
1906	L	6-8	A

MISSISSIPPI AGGIE (1-0)

1926	W	19-6	H
------	---	------	---

MISSISSIPPI STATE (1-0)

1932	W	19-0	H
------	---	------	---

MISSOURI (6-2-2)

9/26/92	W	20-10	H
9/28/91	T	27-27	A
9/22/90	W	58-7	H
9/16/89	W	24-7	H
9/24/88	T	28-28	A
9/26/87	W	20-17	H
9/27/86	W	41-24	A
9/28/85	W	36-17	A
10/16/54	L	14-20	A
10/31/53	L	7-14	H

MURRAY STATE (1-0)

9/6/08	W	45-3	H
--------	---	------	---

NAVY (2-0)

9/20/86	W	52-29	H
9/21/85	W	38-35	H

NEBRASKA (9-7-3)

9/30/78	L	17-69	H
10/1/77	L	13-31	A
9/18/76	L	13-45	H
9/20/75	L	0-45	A
10/17/59	W	23-7	A
10/19/56	W	19-14	A
9/30/50	T	20-20	A
1947	W	17-0	A
1946	W	27-7	A
1945	W	54-14	H
1944	W	54-0	H
1943	W	54-13	A
1942	W	12-0	A
1941	W	21-13	A
1940	L	7-13	A
1939	T	7-7	H
1938	T	0-0	A
1937	L	0-7	A
1936	L	9-13	A

NOBLESVILLE (0-1)

1896	L	6-8	H
------	---	-----	---

NOBLESVILLE A.C. (1-0)

1895	W	30-0	H
------	---	------	---

NORTH CAROLINA (0-2)

9/11/99	L	30-42	H
9/6/97	L	6-23	A

NORTH CAROLINA STATE (0-4)

9/6/01	L	14-35	A
9/9/00	L	38-41	H
10/2/76	L	21-24	H
10/4/75	L	0-27	A

NORTHERN ILLINOIS (1-0)

9/11/93	W	28-10	H
---------	---	-------	---

NORTHWESTERN (34-44-1)

10/30/10	L	17-20	H
10/24/09	L	28-29	A
10/25/08	W	21-19	H
11/10/07	L	28-31	A
10/9/04	L	24-31 (2OT)	A
10/11/03	L	31-37 (OT)	H
11/02/02	L	37-41	A
11/03/01	W	56-21	H
10/7/00	L	33-52	A
10/9/99	W	34-17	H
9/28/96	L	17-35	H
9/30/95	L	7-31	A
10/22/94	L	7-20	H
10/23/93	W	24-0	A
10/10/92	W	28-3	A
10/12/91	W	44-6	H
10/6/90	W	42-0	A
10/7/89	W	43-11	H
10/1/88	W	48-17	A
10/3/87	W	35-18	H
10/4/86	W	24-7	A
10/5/85	W	26-7	H
9/22/84	L	37-40	A
9/24/83	L	8-10	H
9/11/82	W	30-0	H
9/12/81	W	21-20	A
10/25/80	W	35-20	A
10/18/79	W	30-0	H
10/14/78	W	38-10	H
10/8/77	W	28-3	A
10/9/76	W	7-0	H
10/11/75	L	0-30	A
11/9/74	L	22-24	A
11/10/73	L	20-21	H
10/28/72	L	14-23	A
10/23/71	L	10-24	H
11/14/70	L	7-21	H
11/15/69	L	27-30	A
9/24/66	W	26-14	A
9/25/65	L	0-20	H
9/26/64	L	13-14	H
9/28/63	L	21-34	A
11/3/62	L	21-26	H
11/4/61	L	8-14	A
10/29/60	L	3-21	H
10/31/59	L	13-30	A
10/26/56	W	19-13	H
10/22/55	W	20-14	A
11/13/54	W	14-13	A
11/14/53	W	14-6	H
10/25/52	L	13-23	A
1947	L	6-7	A
1946	W	7-6	A
1945	T	7-7	A
1944	W	14-7	A

T W E N T Y - E L E V E N
INDIANA FOOTBALL
 OPPONENTS

YEAR-BY-YEAR SERIES SCORES

1932	L	7-25	A
1931	L	0-19	H
1930	W	7-6	A
1929	L	0-32	H
1928	L	0-14	A
1927	L	6-21	H
1926	L	14-24	A
1925	T	0-0	H
1924	L	7-26	A
1923	W	3-0	H
1922	T	7-7	A
1921	W	3-0	H
1920	W	10-7	A
1917	W	37-0	H
1916	T	0-0	A
1915	L	0-7	H
1914	L	13-23	A
1913	L	7-42	H
1912	L	7-34	A
1911	L	5-12	H
1910	W	15-0	A
1909	W	36-3	A
1908	W	10-4	A
1905	T	11-11	A
1904	L	0-4	A
1902	L	0-39	A
1901	W	11-6	H
1900	W	24-5	H
1899	W	17-5	H
1898	L	0-14	A
1897	L	6-20	A
1894	L	Forfeit	H
1893	L	0-64	H
1892	L	0-68	H
1891	L	0-60	H
RICE (2-0)			
9/10/88	W	41-14	A
9/12/87	W	35-13	H
ROSE POLYTECH (7-0-1)			
1925	W	32-7	H
1924	W	65-0	H
1901	W	56-0	H
1899	W	16-0	H
1898	W	16-0	H
1897	T	6-6	H
1897	W	12-0	A
1895	W	8-4	H
SAINT LOUIS (2-0)			
1917	W	40-0	H
1909	W	30-0	A
SOUTH CAROLINA (1-0)			
12/28/88	W	34-10	N%
%- Liberty Bowl, Memphis, Tenn.			
SOUTHERN CALIFORNIA (0-4)			
9/18/82	L	7-28	A
9/19/81	L	0-21	H
1/1/68	L	3-14	N%
10/3/53	L	14-27	A
%- Rose Bowl, Pasadena, Calif.			
SOUTHERN ILLINOIS (0-1)			
9/16/06	L	28-35	H

SOUTHERN METHODIST (0-1)
 1930 L 0-27 A

SOUTHERN MISSISSIPPI (1-0)
 9/23/95 W 27-26 H

SYRACUSE (4-3)
 9/25/82 W 17-10 H
 9/26/81 L 7-21 A
 10/7/72 W 10-2 A
 10/2/71 L 0-7 H
 1936 W 9-7 H
 1925 L 0-14 H
 1919 W 12-6 H

TEMPLE (1-0-1)
 10/18/52 W 33-0 H
 1934 T 6-6 A

TENNESSEE (0-1)
 1/2/88 L 22-27 N%
 %- Peach Bowl, Atlanta, Ga.

TEXAS (0-3)
 10/1/66 L 0-35 A
 10/2/65 L 12-27 A
 1940 L 6-13 H

TEXAS CHRISTIAN (0-4)
 9/23/72 L 28-31 H
 10/8/49 L 6-13 H
 10/9/48 L 6-7 H
 1941 L 14-20 H

TOLEDO (3-0)
 9/7/96 W 40-6 A
 9/4/93 W 27-0 H
 9/30/89 W 32-12 H

TOWSON (1-0)
 9/2/10 W 51-17 H

TRANSYLVANIA (0-1)
 1903 L 5-18 A

TUFTS (0-1)
 1916 L 10-12 A

TULSA (1-0)
 1945 W 7-2 H

UTAH (1-2)
 9/07/02 L 13-40 A
 9/22/01 L 26-28 H
 9/27/75 W 31-7 H

VANDERBILT (2-0)
 9/15/79 W 44-13 H
 1899 W 20-0 A

VILLANOVA (2-0)
 10/26/57 W 14-7 H
 10/15/55 W 14-7 H

VINCENNES (2-0)
 1902 W 33-0 H
 1900 W 62-0 H

VIRGINIA (0-1)
 10/10/09 L 7-47 A

VIRGINIA TECH (0-1)
 12/31/93 L 20-45 N%
 %- Independence Bowl, Shreveport, La.

WABASH (14-6)
 1943 W 52-0 H
 1929 W 19-2 H
 1928 W 14-0 H
 1924 W 21-7 H
 1923 L 6-29 H
 1919 W 20-7 H
 1917 W 51-0 H
 1916 W 12-5 A
 1905 W 40-0 H
 1904 W 4-0 H
 1903 L 0-5 H
 1902 W 34-0 H
 1901 W 24-6 H
 1896 W 38-0 H
 1895 W 12-10 H
 1894 L 0-46 H
 1893 L 12-24 H
 1892 W 36-24 H
 1891 L 0-25 H
 1889 L 2-40 H

WASHINGTON (2-1)
 9/6/03 L 13-38 A
 9/23/78 W 14-7 H
 9/25/76 W 20-13 A

WASHINGTON (IND.) (3-0)
 1911 W 12-0 H
 1905 W 39-0 H
 1904 W 22-6 A

WASHINGTON & LEE (0-0-1)
 1915 T 7-7 H

WASHINGTON STATE (1-2)
 10/23/65 L 7-8 H
 10/20/62 L 15-21 A
 10/21/61 W 33-7 H

WEST VIRGINIA (3-3)
 10/5/74 L 0-24 H
 10/6/73 W 28-14 A
 10/3/70 L 10-16 H
 11/18/61 W 17-9 A
 10/4/58 W 13-12 H
 1922 L 0-33 H

WESTERN KENTUCKY (2-0)
 9/18/10 W 38-21 A
 8/30/08 W 31-13 H

WESTERN MICHIGAN (5-0)
 9/12/09 W 23-19 H
 9/8/07 W 37-27 A
 9/2/06 W 39-20 H
 9/12/98 W 45-30 H
 9/9/95 W 24-10 H

WILLIAM & MARY (1-0)
 8/31/02 W 25-17 H

WISCONSIN (18-37-2)
 11/13/10 L 20-83 A
 11/7/09 L 28-31 H
 11/8/08 L 20-55 H
 10/27/07 L 3-33 A
 9/30/06 L 17-52 H
 10/1/05 L 24-41 A
 10/12/02 W 32-29 H
 10/06/01 W 63-32 A
 11/11/00 L 22-43 H
 10/16/99 L 0-59 A
 10/3/98 L 20-24 H
 9/27/97 L 26-27 A
 9/24/94 L 13-62 A
 9/25/93 L 15-27 H
 10/24/92 W 10-3 H
 10/26/91 W 28-20 A
 11/10/90 W 20-7 H
 11/11/89 W 45-17 A
 11/1/86 W 21-7 H
 11/2/85 L 20-31 A
 10/19/84 L 16-20 H
 10/22/83 L 14-45 A
 11/6/82 W 20-17 A
 11/7/81 L 7-28 H
 10/11/80 W 24-0 H
 10/4/79 W 3-0 A
 10/7/78 L 7-34 A
 9/10/77 L 14-30 H
 11/13/76 W 15-14 H
 11/15/75 T 9-9 A
 10/26/74 L 25-35 H
 10/27/73 L 7-31 A
 10/14/72 W 33-7 H
 10/9/71 L 29-35 A
 10/24/70 L 12-30 H
 10/25/69 L 34-36 A
 11/2/68 W 21-20 A
 11/4/67 W 14-9 H
 10/6/62 L 6-30 A
 10/7/61 L 3-6 H
 11/15/52 L 14-37 H
 11/3/51 L 0-6 A
 10/29/49 L 14-30 H
 9/25/48 W 35-7 A
 1947 T 7-7 H
 1943 W 34-0 H
 1941 L 25-27 A
 1940 L 10-27 A
 1939 W 14-0 A
 1938 L 0-6 A
 1926 L 2-27 A
 1923 L 0-52 H
 1922 L 0-20 A
 1910 W 12-3 A
 1909 L 3-6 A
 1908 L 0-16 H
 1907 L 8-11 A

XAVIER (0-1)
 1933 L 0-6 A

T W E N T Y - E L E V E N
INDIANA FOOTBALL
OPPONENTS

ALL-TIME RECORD vs. OPPONENTS

OPPONENT	W	L	T	Pct.
Akron	3	0	0	1.000
Arizona	2	2	0	.500
Arkansas State	1	0	0	1.000
Auburn	0	1	0	.000
Ball State	4	1	0	.800
Baylor	2	1	0	.667
Bedford	1	0	0	1.000
Boston College	0	1	0	.000
Brigham Young	1	0	0	1.000
Butler	5	5	0	.500
California	0	2	0	.000
Camp Taylor	0	1	0	.000
Central Michigan	3	1	0	.750
Centre	3	1	0	.750
Chicago	5	20	1	.212
Cincinnati	9	3	2	.750
Colgate	0	1	0	.000
Colorado	1	3	0	.250
Connecticut	0	2	0	.000
Cornell	1	0	0	1.000
Danville A.C.	1	0	0	1.000
DePauw	23	7	3	.742
Detroit	0	1	0	.000
Duke	2	1	0	.667
Earlham	3	0	0	1.000
Eastern Kentucky	1	0	0	1.000
Eastern Michigan	1	0	0	1.000
Florida	1	0	0	1.000
Florida State	0	1	0	.000
Fordham	0	1	0	.000
Fort Harrison	1	0	0	1.000
Fort Knox	2	0	0	1.000
Franklin	5	1	0	.833
Great Lakes	0	1	0	.000
Hanover	1	0	0	1.000
Harvard	0	2	0	.000
Illinois	22	44	2	.331
Indiana Medics	1	0	0	1.000
Indiana State	3	0	0	1.000
Indiana Training	1	0	0	1.000
Indianapolis Art	1	0	0	1.000
Iowa	27	41	4	.403
Iowa Seahawks	0	1	0	.000
Kalamazoo	1	0	0	1.000
Kansas	1	1	0	.500
Kansas State	3	2	0	.600
Kent State	1	0	0	1.000
Kentucky	18	17	1	.514
Kentucky State	1	2	0	.333
Knightstown	1	0	0	1.000
Lake Forest	1	0	0	1.000
Louisiana State	1	2	0	.333
Louisville	2	0	0	1.000
Louisville A.C.	3	0	0	1.000
Manual Training	1	0	0	1.000
Marquette	6	0	0	1.000
Maryland	2	0	0	1.000
Miami (Fla.)	1	1	0	.500
Miami (Ohio)	10	3	1	.750
Michigan	9	52	0	.148
Michigan Aggies	2	0	0	1.000
Michigan State	15	40	2	.268
Millikin	1	0	0	1.000
Minnesota	26	37	3	.417
Mississippi Aggie	1	0	0	1.000
Mississippi State	1	0	0	1.000
Missouri	6	2	2	.700
Murray State	1	0	0	1.000
Navy	2	0	0	1.000
Nebraska	9	7	3	.553
Noblesville	0	1	0	.000
Noblesville A.C.	1	0	0	1.000
North Carolina	0	2	0	.000
North Carolina State	0	4	0	.000
Northern Illinois	1	0	0	1.000
Northwestern	34	44	1	.437
Notre Dame	5	23	1	.190
Ohio	4	1	0	.800
Ohio State	12	67	5	.173
Oklahoma	1	0	0	1.000
Oklahoma State	0	1	1	.250
Oregon	1	2	0	.333
Oregon State	1	2	0	.333
Pacific	1	0	0	1.000
Penn State	0	14	0	.000
Pittsburgh	7	2	0	.778
Purdue	37	70	6	.354
Rice	2	0	0	1.000
Rose Polytech	7	0	1	.938
Saint Louis	2	0	0	1.000
South Carolina	1	0	0	1.000
Southern California	0	4	0	.000
Southern Illinois	0	1	0	.000
Southern Methodist	0	1	0	.000
Southern Mississippi	1	0	0	1.000
Syracuse	4	3	0	.571
Temple	1	0	1	.750
Tennessee	0	1	0	1.000
Texas	0	3	0	.000
Texas Christian	0	4	0	.000
Toledo	3	0	0	1.000
Towson	1	0	0	1.000
Transylvania	0	1	0	.000
Tufts	0	1	0	.000
Tulsa	1	0	0	1.000
Utah	1	2	0	.333
Vanderbilt	2	0	0	1.000
Villanova	2	0	0	1.000
Vincennes	2	0	0	1.000
Virginia	0	1	0	.000
Virginia Tech	0	1	0	.000
Wabash	14	6	0	.700
Washington	2	1	0	.667
Washington (Ind.)	3	0	0	1.000
Washington & Lee	0	0	1	.500
Washington State	1	2	0	.333
West Virginia	3	3	0	.500
Western Kentucky	2	0	0	1.000
Western Michigan	5	0	0	1.000
William & Mary	1	0	0	1.000
Wisconsin	18	37	2	.333
Xavier	0	1	0	.000

- **Bold indicates 2011 opponent**

INDIANA RECORD VS. CONFERENCES

CONFERENCE	W	L	T	Pct.
Atlantic Coast	5	11	0	.313
Big East	15	11	1	.574
Big Ten	194	449	24	.309
Big 12	23	19	6	.542
Conference USA	12	7	2	.619
Ivy League	0	2	0	.000
Mid-American	35	6	1	.845
Pacific 10	7	15	0	.318
Southeastern	26	20	1	.564
Sun Belt	2	0	0	1.000
Mountain West	2	2	0	.500
Western Athletic	3	1	0	.750
Independent	8	23	1	.266

- **Bold indicates conference of 2011 opponents**

MOST VICTORIES VS. FBS OPPONENTS

Purdue	37
Northwestern	34
Iowa	27
Minnesota	26
Illinois	22
Wisconsin	18
Kentucky	18

THE OLD BRASS SPITTOON

The Old Brass Spittoon has been awarded to the winner of the Indiana-Michigan State football game since the trophy's inception in 1950.

The trophy was initiated by the junior and senior classes and student council at Michigan State and was quickly accepted by the Indiana Student Senate.

The spittoon came from one of Michigan's earliest trading posts and is widely believed to be nearly 200 years old. Legend holds that the spittoon was around when both institutions were founded (IU - 1820, MSU - 1855).

Indiana and Michigan State have faced each other since 1922 and the trophy became a part of the series 28 years after the first meeting.

RECORDS


Overall Series: MSU leads 40-15-2
Indiana at Home: 9-19-1
Michigan State at Home: 21-6-1

MOST POINTS

Indiana:..... 46, 2006, Indiana 46-21
Michigan State:..... 56, 2002, MSU 56-21
IU at Home:..... 46, 2006, Indiana 46-21
IU on the Road:..... 37, 2001, Indiana 37-28
MSU at Home:..... 54, 1957, MSU 54-0
MSU on the Road:..... 56, 2002, MSU 56-21

MARGIN OF VICTORY

Indiana:..... 31, 1991, Indiana 31-0
Michigan State:..... 54, 1957, MSU 54-0
IU at Home:..... 31, 1991, Indiana 31-0
IU on the Road:..... 16, 1969, Indiana 16-0
MSU at Home:..... 54, 1957, MSU 54-0
MSU on the Road:..... 35, (2x)
1960, MSU 35-0; 2002, MSU 56-21



The Hoosiers won the Old Brass Spittoon with a 46-21 victory in 2006.

LONGEST WINNING STREAK

Indiana: 3 from 1967-69
Michigan State:..... 8 from 1950-57

INDIANA RECORD BY DECADE

1920s:..... 2-0-0
1930s:..... 0-0-1
1940s:..... 1-0-0
1950s:..... 1-9-0
1960s:..... 4-6-0
1970s:..... 0-6-1
1980s:..... 2-7-0
1990s:..... 3-6-0
2000s:..... 2-6-0

MEMORIAL STADIUM ATTENDANCE

1962:..... 24,337
1964:..... 38,257
1966:..... 30,096

1970:..... 41,426
1974:..... 32,873
1975:..... 31,930
1977:..... 36,892
1982:..... 38,571
1983:..... 46,088
1985:..... 24,764
1988:..... 50,738
1989:..... 51,567
1991:..... 46,882
1993:..... 40,110
1995:..... 24,027
1997:..... 35,082
2002:..... 29,253
2004:..... 24,471
2006:..... 36,444
2008:..... 31,832
Total:..... 715,622 (35,782 avg./game)

ALL-TIME OLD BRASS SPITTOON GAME RESULTS

Year	H/A	Indiana	MSU	Year	A	I	T	Year	H	I	T
1922 [^]	H	14	6	1961	A	0	35	1997	H	6	38
1927 [^]	H	33	7	1962	H	8	26	1998**	A	31	38
1939 [^]	A	7	7	1963	A	3	20	2001	A	37	28
1940 [^]	H	20	0	1964	H	27	20	2002	H	21	56
1950	A	0	35	1965	A	13	27	2003	A	3	31
1951	H	26	30	1966	H	19	37	2004	H	20	30
1952	H	14	41	1967	A	14	13	2005	A	15	46
1953	A	18	47	1968	A	24	22	2006	H	46	21
1954	H	14	21	1969	A	16	0	2007	A	27	52
1955	H	13	20	1970	H	7	32	2008	H	29	42
1956	A	6	53	1972	A	9	10				
1957	A	0	54	1974	H	10	19				
1958	H	6	0	1975	H	6	14				
1959	A	6	14	1976	A	0	23				
1960	H	0	35	1977	H	13	13				
				1978	A	14	49				
								1981	A	3	26
								1982	H	14	22
								1983	H	24	12
								1984	A	6	13
								1985	H	16	35
								1986	A	17	14
								1987	A	3	27
								1988	H	12	38
								1989	H	20	51
								1990	A	20	45
								1991	H	31	0
								1992	A	31	42
								1993	H	10	0
								1994#	A	21	27
								1995	H	13	31
								1996	A	15	38

* - overtime

- game later forfeited to IU

[^] - prior to Old Brass Spittoon

THE OLD OAKEN BUCKET

The symbol of football supremacy between Indiana and Purdue, the Old Oaken Bucket, has become one of the nation's most recognized and famed trophies in its 86 years of spirited rivalry.

Both institutions had been meeting on the football field since 1891 when the Indiana and Purdue Alumni Clubs of Chicago held a joint meeting in 1925 to "discuss the possibility of undertaking a worthy joint enterprise on behalf of the two schools." Dr. Clarence Jones proposed the creation of a traditional football trophy to go to the winner of the annual clash. Dr. Jones and Russel Gray of Purdue were appointed to recommend a suitable trophy by J. Frank Lindsey, (Indiana, class of 1913), who was elected chairman of the joint committee.

At a later meeting they recommended "an old oaken bucket as the most typical Hoosier form of trophy, that the bucket should be taken from some well in Indiana, and that a chain to be made of bronze block 'I' and 'P' letters should be provided for the bucket. The school winning the traditional football game each year should have possession of the 'Old Oaken Bucket' until the next game and should attach the block letter representing the winning school to the bail with the score engraved on the latter link."

Fritz Ernst of Purdue and Indiana's Wiley J. Huddle were given the task of finding the bucket. They lo-



IU brought the Old Oaken Bucket back to Bloomington with a 34-31 overtime victory in 2010.

cated it on the old Bruner Farm between Kent and Hanover in southern Indiana. The region had been settled by the Bruner family in the 1840s, making today's bucket well over 150 years of age.

Excellent repair work put the bucket, moss and mold-covered with some staves showing signs of decay, into good shape for its initial appearance, which ended in a 0-0 tie in 1925.

ALL-TIME OLD OAKEN BUCKET GAME RESULTS

Year	H/A	Indiana	Purdue	Year	H	I	P	Year	H	I	P	Year	H	I	P
1891 [^]	A	0	60	1927	H	6	21	1957	H	13	35	1987	H	35	14
1892 [^]	A	0	68	1928	A	0	14	1958	A	15	15	1988	A	52	7
1893 [^]	A	0	64	1929	H	0	32	1959	H	7	10	1989	H	14	15
1894 [^]	H	forfeit		1930	A	7	6	1960	A	6	35	1990	A	28	14
1897 [^]	A	6	20	1931	H	0	19	1961	H	12	34	1991	H	24	22
1898 [^]	A	0	14	1932	A	7	25	1962	A	12	7	1992	A	10	13
1899 [^]	H	17	5	1933	H	3	19	1963	H	15	21	1993	H	24	17
1900 [^]	A	24	5	1934	A	17	6	1964	A	22	28	1994	A	33	29
1901 [^]	A	11	6	1935	H	7	0	1965	H	21	26	1995	H	14	51
1902 [^]	A	0	39	1936	A	20	20	1966	A	6	51	1996	A	33	16
1904 [^]	A	0	27	1937	H	7	13	1967	H	19	14	1997	H	7	56
1905 [^]	A	11	11	1938	A	6	13	1968	A	35	38	1998	A	7	52
1908 [^]	A	10	4	1939	H	6	7	1969	H	21	44	1999	H	24	30
1909 [^]	H	36	3	1940	A	3	0	1970	A	0	40	2000	A	13	41
1910 [^]	A	15	0	1941	H	7	0	1971	H	38	31	2001	H	13	7
1911 [^]	H	5	12	1942	A	20	0	1972	A	7	42	2002	A	10	34
1912 [^]	A	7	34	1943	H	0	7	1973	H	23	28	2003	H	16	24
1913 [^]	H	7	42	1944	A	14	6	1974	A	17	38	2004	A	24	63
1914 [^]	A	13	23	1945	H	26	0	1975	H	7	9	2005	H	14	41
1915 [^]	H	0	7	1946	A	34	20	1976	A	20	14	2006	A	19	28
1916 [^]	A	0	0	1947	H	16	14	1977	H	21	10	2007	H	27	24
1917 [^]	H	37	0	1948	A	0	39	1978	A	7	20	2008	A	10	62
1920 [^]	A	10	7	1949	H	6	14	1979	H	21	37	2009	H	21	38
1921 [^]	H	3	0	1950	A	0	13	1980	A	23	24	2010*	A	34	31
1922 [^]	A	7	7	1951	H	13	21	1981	H	20	17				
1923 [^]	H	3	0	1952	A	16	21	1982	A	13	7				
1924 [^]	A	7	26	1953	H	0	30	1983	H	30	31				
1925	H	0	0	1954	A	7	13	1984	A	24	31				
1926	A	14	24	1955	H	4	6	1985	H	21	34				
				1956	A	20	39	1986	A	15	17				

* - overtime

[^] - prior to Old Oaken Bucket

THE OLD OAKEN BUCKET

Overall Series:.....Purdue leads 70-37-6
Indiana at Home:18-33-1
Purdue at Home:37-19-5
Bucket Game (1925-):.....Purdue leads 56-27-3

MOST POINTS

Indiana:.....52, 1988, Indiana 52-7
Purdue:.....68, 1892, Purdue 68-0
IU at Home:.....38, 1971, Indiana 38-31
IU on the Road:.....52, 1988, Indiana 52-7
PU at Home:.....68, 1892, Purdue 68-0
PU on the Road:.....56, 1997, Purdue 56-7

MARGIN OF VICTORY

Indiana:.....45 points, 1988, Indiana 52-7
Purdue:.....68 points, 1892, Purdue 68-0
IU at Home:.....37 pts, 1971, Indiana 37-0
IU on the Road:.....45 pts, 1988, Indiana 52-7
PU at Home:.....68 pts, 1892, Purdue 68-0
PU on the Road:.....49 pts, 1997, Purdue 56-7

LONGEST WINNING STREAK

Indiana:.....4 from 1944-47
Purdue:.....10 from 1948-57

INDIANA'S RECORD BY DECADE

1890s:.....1-6-0
1900s:.....4-2-1
1910s:.....2-5-1
1920s:.....3-5-2
1930s:.....3-6-1
1940s:.....7-3-0
1950s:.....0-9-1
1960s:.....2-8-0
1970s:.....3-7-0
1980s:.....4-6-0
1990s:.....5-5-0
2000s:.....2-8-0
2010s:.....1-0-0

MEMORIAL STADIUM ATTENDANCE

1961:.....34,798
1963:.....33,987
1965:.....50,046
1967:.....52,770
1969:.....56,223
1971:.....50,978
1973:.....44,789
1975:.....43,455
1977:.....52,914
1979:.....53,202
1981:.....48,466
1983:.....52,038
1985:.....51,752
1987:.....51,951
1989:.....47,502
1991:.....51,596
1993:.....48,429
1995:.....34,029
1997:.....46,559
1999:.....51,344
2001:.....36,685
2003:.....41,404
2005:.....50,023
2007:.....50,741
2009:.....48,607
Total:.....1,134,265 (45,371 avg./game)

TOP RUSHING PERFORMANCES


1. Otis Armstrong, Purdue, 1972276
 2. Mike Alstott, Purdue, 1995264
 3. Alex Smith, Indiana, 1994245
 4. Lonnie Johnson, Indiana, 1980220
 5. Courtney Snyder, Indiana, 1975211
 6. Montrell Lowe, Purdue, 2000208
 7. Harry Szulborski, Purdue, 1948197
 8. Darrick Burnett, Indiana, 1977195
 9. Mel Gray, Purdue, 1983176
 10. Otis Armstrong, Purdue, 1970168
 11. Anthony Thompson, Indiana, 1988167
 12. John Isenbarger, Indiana, 1969165
 13. Alex Smith, Indiana, 1996164
 14. Edwin Watson, Purdue, 1997163
 15. BenJarvus Green-Ellis, Indiana, 2003155
 Terry Cole, Indiana, 1967155

TOP PASSING PERFORMANCES

1. Kyle Orton, Purdue, 2004522
 2. Curtis Painter, Purdue, 2008448
 3. Jay Rodgers, Indiana, 1997342
 4. Ben Chappell, Indiana, 2010330
 5. Antwaan Randle El, Indiana, 1999329
 6. Mark Herrmann, Purdue, 1980323
 7. Rick Trefzger, Purdue, 1996301
 8. Steve Bradley, Indiana, 1983295
 9. Jim Everett, Purdue, 1985293
 10. Mike Phipps, Purdue, 1968291
 11. Kellen Lewis, Indiana, 2006290
 12. Kyle Orton, Purdue, 2002283
 13. Curtis Painter, Purdue, 2007281
 14. Scott Campbell, Purdue, 1982274
 15. Mark Herrmann, Purdue, 1979269

TOP RECEIVING PERFORMANCES

1. Kyle Ingraham, Purdue, 2004209
 2. Brian Alford, Purdue, 1996162
 3. Cliff Benson, Purdue, 1982159
 4. James Hardy, Indiana, 2006151
 John Standeford, Purdue, 2003151
 6. Leroy Keyes, Purdue, 1968149
 7. Dave Young, Purdue, 1980148
 8. Jason Spear, Indiana, 1997147
 9. Duane Gunn, Indiana, 1983140
 10. Taylor Stubblefield, Purdue, 2004138
 11. Keith Smith, Purdue, 2008136
 12. Dorien Bryant, Purdue, 2004131
 13. Ernie Jones, Indiana, 1984128
 14. Mike Friede, Indiana, 1978119
 15. Desmond Tardy, Purdue, 2008114



Ben Chappell threw for 330 yards with three touchdowns as IU earned a 34-31 overtime victory in West Lafayette last season.

SMITHVILLE CRIMSON & GOLD CUP

The rivalry between Indiana and Purdue continues with the 2011-12 Smithville Crimson & Gold Cup. The overall winner of the contest will be awarded a trophy at the end of the season.



Indiana defeated Purdue by an 11-9 total to capture the Smithville Crimson & Gold Cup in 2010-11. The Hoosiers lead the all-sports competition between the two schools, 4-1-2.

Each sport can earn one point toward the overall championship. A total of 20 points can be won. The winner of regular season head-to-head competition earns the point for its institution. Should the teams split or tie in regular season competition the point is split between the two institutions. If the two institutions do not compete in a head-to-head regular season competition, the team that places higher at the Big Ten Championships will be awarded the point.

T W E N T Y - E L E V E N
INDIANA FOOTBALL
 HISTORY

YEAR-BY-YEAR RESULTS

1885
No Established Coach
Captain: Harry Wise
 No record of any games

1886
 No record of any games

1887 • 0-1
Coach: A.B. Woodford
Captain: H. Wise
 0.25 Franklin L 8-10

1888 • 0-0-1
Coach: A.B. Woodford
Captain: William Boss
 DePauw T N/A

1889 • 0-1
Coach: Evans Woolen
Captain: Joseph Yakey
 N.16 Wabash L 2-40

1890
 No record of any games

1891 • 1-5
Coach: Billy Herod
Captain: John Shafer
 Butler L 6-52
 DePauw L 4-62
 Purdue L 0-60
 Butler L 6-26
 Wabash L 0-25
 Louisville A.C. W 30-0

1892 • 2-2
No Established Coach
Captain: John Shafer
 Butler W 11-10
 Purdue L 0-68
 Wabash W 36-24
 DePauw L Forfeit

1893 • 1-4-1
No Established Coach
Captain: Kenneth Brewer
 0.14 Purdue L 0-64
 0.21 Wabash L 12-24
 0.28 Butler L 0-38
 N.4 DePauw L 0-34
 Danville A.C. W 18-0
 N. 27 Kentucky T 24-24

1894 • 0-4-1
Coaches: Ferbert & Huddleston
Captain: Kenneth Brewer
 0.13 DePauw L 10-20
 Louisville A.C. T 0-0
 0.27 Wabash L 0-46
 N.2 Butler L 0-58
 Purdue L Forfeit

1895 • 4-3-1
Coaches: Dana Osgood & Wren
Captain: Emmett King
 Louisville A.C. W 36-0
 Indianapolis Lt. Art L 8-16
 Noblesville A.C. W 30-0
 DePauw L 0-14
 DePauw T 14-14
 Butler L 2-34
 Rose Polytechnic W 8-4
 Wabash W 12-10

1896 • 6-2
Coach: Madison G. Gonterman
Captain: Emmett King
 DePauw L 4-22
 Noblesville L 6-8

Knightstown W 50-0
 Butler W 22-6
 Cincinnati W 16-0
 Wabash W 38-0
 Louisville A.C. W 38-24
 DePauw W 12-0

1897 • 6-1-1
Coach: Madison G. Gonterman
Captain: Emmett King
 Rose Polytechnic T 6-6
 at Rose Polytechnic W 12-0
 Bedford W 40-0
 Manual Training W 30-0
 at Purdue L 6-20
 DePauw W 18-0
 Miami (Ohio) W 22-6
 at DePauw W 14-0

1898 • 4-1-2
Coach: James H. Horne
Captain: William Youtsler
 Rose Polytechnic W 16-0
 Indiana Training School W 20-0
 Cincinnati T 0-0
 at Notre Dame W 11-5
 at DePauw W 32-0
 at Purdue L 0-14
 at Cincinnati T 11-11

1899 • 6-2
Coach: James H. Horne
Captain: John Hubbard
 Rose Polytechnic W 16-0
 at Illinois W 6-0
 at Notre Dame L 0-17
 at Vanderbilt W 20-0
 Cincinnati W 35-0
 DePauw W 34-0
 at Northwestern L 6-11
 Purdue W 17-5

1900 • 4-2-2/1-2-1 (7th)
Coach: James H. Horne
Captain: John Foster
 Alumni T 0-0
 Earlham W 18-0
 Northwestern L 0-12
 Vincennes W 62-0
 Notre Dame W 6-0
 Michigan L 0-12
 Illinois T 0-0
 Purdue W 24-5

1901 • 6-3/1-2 (6th)
Coach: James H. Horne
Captain: Harry Davidson
 Wabash W 24-6
 Rose Polytechnic W 56-0
 at Michigan L 0-33
 Franklin W 76-0
 Purdue W 11-6
 at Illinois L 0-18
 at Notre Dame L 5-18
 at Ohio State W 18-6
 DePauw W 24-0

1902 • 3-5-1/0-4 (T-7th)
Coach: James H. Horne
Captain: Walter Railsback
 Wabash W 34-0
 at Michigan L 0-60
 DePauw W 16-5
 Notre Dame L 5-11
 at Illinois L 0-47
 at Chicago L 0-39
 at Purdue L 0-39
 Vincennes W 33-0
 at Ohio State T 6-6

1903 • 4-4/1-2 (6th)
Coach: James H. Horne
Captain: Z. G. Clevenger
 Wabash L 0-5
 at Chicago L 0-34
 Earlham W 39-0
 at Michigan L 0-51
 Illinois W 17-0
 DePauw W 70-0
 at Transylvania L 5-18
 Ohio State W 17-16

1904 • 6-4/0-3 (T-7th)
Coach: James H. Horne
Captain: Willis Coval
 Alumni W 11-5
 Indiana Medics W 12-0
 at Chicago L 0-56
 at Kentucky State L 0-12
 at Illinois L 0-10
 at Washington University W 22-6
 Ohio State W 8-0
 at Wabash W 4-0
 at Purdue L 0-27
 Kent W 27-0

1905 • 8-1-1/0-1-1 (T-6th)
Coach: James M. Sheldon
Captain: Frank Hare
 Alumni W 5-0
 Butler W 31-0
 at Kentucky W 29-0
 at Chicago L 5-16
 Washington University W 39-0
 at Purdue T 11-11
 Cincinnati W 47-6
 Notre Dame W 22-5
 Wabash W 40-0
 at Ohio State W 11-0

1906 • 4-2/0-2 (T-6th)
Coach: James M. Sheldon
Captain: Frank Wade
 Alumni W 16-0
 at Wabash W 12-5
 at Chicago L 8-33
 DePauw W 55-0
 at Notre Dame W 12-0
 at Minnesota L 6-8

1907 • 2-3-1/0-3 (T-5th)
Coach: James M. Sheldon
Captain: Charles Tighe
 DePauw W 25-9
 at Chicago L 6-27
 Alumni W 40-0
 at Notre Dame T 0-0
 at Wisconsin L 8-11
 Illinois L 6-10

1908 • 3-4/1-3 (T-4th)
Coach: James M. Sheldon
Captain: Scott Paddock
 Alumni-Freshmen W 11-0
 DePauw W 16-0
 at Chicago L 6-29
 Wisconsin L 0-16
 at Illinois L 0-10
 at Notre Dame L 0-11
 at Purdue W 10-4

1909 • 4-3/1-3 (T-5th)
Coach: James M. Sheldon
Captain: Ashel Cunningham
 DePauw W 28-5
 at Chicago L 0-28
 Lake Forest W 27-5
 at Wisconsin L 3-6
 at St. Louis W 30-0

T W E N T Y - E L E V E N
INDIANA FOOTBALL
 HISTORY

YEAR-BY-YEAR RESULTS

at Illinois L 5-6
 Purdue W 36-3

1910 • 6-1/3-1 (3rd)

Coach: James M. Sheldon
Captain: Arthur Berndt
 DePauw W 12-0
 at Chicago W 6-0
 Millikin W 33-0
 at Wisconsin W 12-3
 Butler W 33-0
 Illinois L 0-3
 at Purdue W 15-0

1911 • 3-3-1/0-3-1 (8th)

Coach: James M. Sheldon
Captain: Andrew Gill
 DePauw W 9-6
 at Chicago L 6-23
 Franklin W 42-0
 at Northwestern L 0-5
 Washington University W 12-0
 at Illinois T 0-0
 Purdue L 5-12

1912 • 2-5/0-5 (8th)

Coach: James M. Sheldon
Captain: Floyd Flemming
 DePauw W 20-0
 at Chicago L 0-13
 at Illinois L 7-13
 Earlham W 33-7
 at Iowa L 6-13
 Northwestern L 6-21
 at Purdue L 7-34

1913 • 3-4/2-4 (6th)

Coach: James M. Sheldon
Captain: Edgar Davis
 DePauw W 48-3
 at Chicago L 7-21
 at Illinois L 0-10
 Ohio State W 7-6
 at Iowa L 0-60
 Northwestern W 21-20
 Purdue L 7-42

1914 • 3-4/1-4 (8th)

Coach: Clarence C. Childs
Captain: Mark Erehart
 DePauw W 13-6
 at Chicago L 0-34
 Illinois L 0-51
 Northwestern W 27-0
 Miami (Ohio) W 48-3
 Ohio State L 3-13
 at Purdue L 13-23

1915 • 3-3-1/1-3 (8th)

Coach: Clarence C. Childs
Captain: Frank Whitaker
 DePauw W 7-0
 Miami (Ohio) W 41-0
 at Chicago L 7-13
 Washington & Lee T 7-7
 at Ohio State L 9-10
 at Northwestern W 14-6
 Purdue L 0-7

1916 • 2-4-1/0-3-1 (T-8th)

Coach: Ewald O. Stiehm
Captain: Freal McIntosh
 DePauw W 20-0
 at Chicago L 0-22
 at Tufts L 10-12
 Northwestern L 0-7
 at Ohio State L 7-46
 Florida W 14-3
 at Purdue T 0-0

1917 • 5-2/1-2 (7th)

Coach: Ewald O. Stiehm
Captain: Russell Hathaway
 Franklin W 50-0
 Wabash W 51-0
 St. Louis W 40-0
 at Minnesota L 9-33
 at Ohio State L 3-26
 DePauw W 35-0
 Purdue W 37-0

1918 • 2-2/0-0

Coach: Ewald O. Stiehm
Captain: Russell Julius
 Kentucky State L 7-24
 at Camp Taylor L 3-7
 Fort Harrison W 41-0
 DePauw W 13-0

1919 • 3-4/0-2 (T-9th)

Coach: Ewald O. Stiehm
Captain: Roscoe Minton
 Wabash W 20-7
 Centre L 3-12
 Kentucky State W 24-0
 at Minnesota L 6-20
 Notre Dame @ L 3-16
 at Northwestern L 2-3
 Syracuse W 12-6
 @ - game played in Indianapolis, Ind.

1920 • 5-2/3-1 (3rd)

Coach: Ewald O. Stiehm
Captain: Elliott Risley
 Franklin W 47-0
 Iowa L 7-14
 Mississippi Aggies W 24-0
 at Minnesota W 21-7
 at Northwestern W 10-7
 Notre Dame @ L 10-13
 at Purdue W 10-7
 @ - game played in Indianapolis, Ind.

1921 • 3-4/1-2 (T-6th)

Coach: Ewald O. Stiehm
Captain: John Kyle
 Franklin W 47-0
 Kalamazoo W 29-0
 at Harvard L 0-19
 at Minnesota L 0-6
 Notre Dame @ L 7-28
 at Iowa L 0-41
 Purdue W 3-0
 @ - game played in Indianapolis, Ind.

1922 • 1-4-2/0-2-1 (T-9th)

Coach: James P. Herron
Captain: Frank Hanny
 0.7 DePauw T 0-0
 0.14 at Minnesota L 0-20
 0.21 at Wisconsin L 0-20
 0.28 Michigan Aggies W 14-6
 N.4 at Notre Dame L 0-27
 N.11 West Virginia L 0-33
 N.25 at Purdue T 7-7

1923 • 3-4/2-2 (T-5th)

Coach: William A. Ingram
Captain: Stewart Butler
 0.6 DePauw L 0-3
 0.13 at Northwestern W 7-6
 0.20 Wisconsin L 0-52
 N.3 Hanover W 32-0
 N.10 at Chicago L 0-27
 N.17 Wabash L 6-29
 N.24 Purdue W 3-0

1924 • 4-4/1-3 (7th)

Coach: William A. Ingram
Captain: Joseph Sloate
 S.27 Rose Polytechnic W 65-0
 0.4 DePauw W 21-0
 0.11 Louisiana State @ L 14-20
 0.18 at Chicago L 0-23
 N.1 at Northwestern L 7-17
 N.8 at Ohio State W 12-7
 N.15 Wabash W 21-7
 N.22 at Purdue L 7-26
 @ - game played in Indianapolis

1925 • 3-4-1/0-3-1 (T-9th)

Coach: William A. Ingram
Captain: Lawrence Marks
 0.3 Indiana Normal W 31-0
 0.10 at Michigan L 0-63
 0.17 Syracuse L 0-14
 0.24 Miami (Ohio) W 25-7
 0.31 at Northwestern L 14-17
 N.7 at Ohio State L 0-7
 N.14 Rose Polytechnic W 32-7
 N.21 Purdue T 0-0

1926 • 3-5/0-4 (T-8th)

Coach: Harlan O. (Pat) Page
Captain: Frank Sibley
 0.2 DePauw W 31-7
 0.9 Kentucky W 14-6
 0.16 at Northwestern L 0-20
 0.23 at Wisconsin L 2-27
 0.30 Northwestern L 0-21
 N.6 at Notre Dame L 0-26
 N.13 Mississippi Aggies W 19-6
 N.20 at Purdue L 14-24

1927 • 3-4-1/1-2-1 (8th)

Coach: Harlan O. (Pat) Page
Captain: Herman Byers
 0.1 at Kentucky W 21-0
 0.8 at Chicago L 0-13
 0.15 Minnesota T 14-14
 0.22 Notre Dame L 6-19
 0.29 at Harvard L 6-26
 N.5 Michigan State W 33-7
 N.12 at Northwestern W 18-7
 N.19 Purdue L 6-21

1928 • 4-4/2-4 (9th)

Coach: Harlan O. (Pat) Page
Captain: Charles Bennett, Robert Matthew
 S.29 Wabash W 14-0
 0.6 at Oklahoma W 10-7
 0.13 at Michigan W 6-0
 0.20 at Illinois L 7-13
 0.27 Ohio State L 0-13
 N.10 at Minnesota L 12-21
 N.17 Northwestern W 6-0
 N.24 at Purdue L 0-14

1929 • 2-5-1/1-3-1 (T-8th)

Coach: Harlan O. (Pat) Page
Captain: Paul Balay
 S.28 Wabash W 19-2
 0.5 Notre Dame L 0-14
 0.12 at Chicago L 7-13
 0.19 Colgate L 6-21
 0.26 at Ohio State T 0-0
 N.2 at Minnesota L 7-19
 N.16 at Northwestern W 19-14
 N.23 Purdue L 0-32

1930 • 2-5-1/1-3 (T-6th)

Coach: Harlan O. (Pat) Page
Captain: Paul Jasper
 S.27 Miami (Ohio) W 14-0
 0.4 at Ohio State L 0-23
 0.11 Oklahoma A&M T 7-7

T W E N T Y - E L E V E N
INDIANA FOOTBALL
 HISTORY

YEAR-BY-YEAR RESULTS

0.18 at Minnesota L 0-6
 0.25 at SMU L 0-27
 N.1 at Notre Dame L 0-27
 N.8 Northwestern L 0-25
 N.22 at Purdue W 7-6

1931 • 4-5-1/1-4-1 (7th)

Coach: Earle (Billy) Hayes

S.26 Ohio W 7-6
 0.5 Notre Dame L 0-25
 0.17 at Iowa T 0-0
 0.24 at Chicago W 32-6
 0.31 Ohio State L 6-13
 N.7 at Michigan L 0-22
 N.14 at Northwestern L 6-7
 N.21 Purdue L 0-19
 N.26 at Illinois W 0-0^A
 N.26 at Chicago W 6-0

^A - game awarded to Indiana by 8-4 first down margin

1932 • 3-4-1/1-4-1 (9th)

Coach: Earle (Billy) Hayes

0.1 Ohio W 7-6
 0.8 at Ohio State T 7-7
 0.15 Iowa W 12-0
 0.22 at Chicago L 7-13
 0.29 Mississippi State W 19-0
 N.5 Michigan L 0-7
 N.12 at Illinois L 6-18
 N.19 at Purdue L 7-25

1933 • 1-5-2/0-3-2 (T-8th)

Coach: Earle (Billy) Hayes

Captain: Robert Jones

S.30 Miami (Ohio) W 7-0
 0.7 at Minnesota T 6-6
 0.14 Notre Dame L 2-12
 0.21 at Northwestern L 0-25
 N.4 at Ohio State L 0-21
 N.11 at Chicago T 7-7
 N.18 at Xavier L 0-6
 N.25 Purdue L 3-19

1934 • 3-3-2/1-3-1 (T-8th)

Coach: Alvin N. (Bo) McMillin

Captain: Jack Sprauer

S.29 Ohio W 27-0
 0.6 at Ohio State L 0-33
 0.13 at Temple T 6-6
 0.20 at Chicago L 0-21
 N.3 Iowa T 0-0
 N.10 at Minnesota L 0-30
 N.17 Maryland W 17-14
 N.24 at Purdue W 17-6

1935 • 4-3-1/2-2-1 (T-3rd)

Coach: Alvin N. (Bo) McMillin

Captain: Reed Kelso

0.5 Centre W 14-0
 0.12 at Michigan L 0-7
 0.19 at Cincinnati L 0-7
 0.26 Ohio State L 6-28
 N.2 at Iowa T 6-6
 N.9 at Maryland W 13-6
 N.16 at Chicago W 24-0
 N.23 Purdue W 7-0

1936 • 5-2-1/3-1-1 (T-4th)

Coach: Alvin N. (Bo) McMillin

Captain: Chris Dal Sasso

0.3 Centre W 38-0
 0.10 at Michigan W 14-3
 0.17 at Nebraska L 9-13
 0.24 at Ohio State L 0-7
 0.31 Iowa W 13-6
 N.7 Syracuse W 9-7
 N.14 at Chicago W 20-7
 N.21 at Purdue T 20-20

1937 • 5-3/3-2 (3rd)

Coach: Alvin N. (Bo) McMillin

Captain: Robert Kinderdine

S.25 Centre W 12-0
 0.9 at Minnesota L 0-6
 0.16 Illinois W 13-6
 0.23 at Cincinnati W 27-0
 0.30 at Nebraska L 0-7
 N.6 at Ohio State (8) W 10-0
 N.13 (17) at Iowa W 3-0
 N.20 (20) Purdue L 7-13

1938 • 1-6-1/1-4 (9th)

Coach: Alvin N. (Bo) McMillin

Captain: Paul Graham

0.1 at Ohio State L 0-6
 0.8 at Illinois L 2-12
 0.15 at Nebraska T 0-0
 0.22 Kansas State L 6-13
 0.29 at Wisconsin L 0-6
 N.5 at Boston College L 0-14
 N.12 Iowa W 7-3
 N.19 at Purdue L 6-13

1939 • 2-4-2/2-3 (T-7th)

Coach: Alvin N. (Bo) McMillin

Captain: James Logan

S.30 Nebraska T 7-7
 0.7 at Iowa L 29-32
 0.14 at Wisconsin W 14-0
 0.21 at Illinois W 7-6
 N.4 at Ohio State (14) L 0-24
 N.11 at Fordham L 0-13
 N.18 at Michigan State T 7-7
 N.25 Purdue L 6-7

1940 • 3-5/2-3 (T-6th)

Coach: Alvin N. (Bo) McMillin

Captain: William Smith

0.5 Texas L 6-13
 0.12 at Nebraska L 7-13
 0.19 Iowa W 10-6
 0.26 at Northwestern (4) L 7-20
 N.2 at Ohio State L 6-21
 N.9 Michigan State W 20-0
 N.16 at Wisconsin L 10-27
 N.23 at Purdue W 3-0

1941 • 2-6/1-3 (T-7th)

Coach: Alvin N. (Bo) McMillin

Captain: Eugene White

S.27 Detroit L 7-14
 0.4 at Notre Dame L 6-19
 0.11 Texas Christian L 14-20
 0.18 at Nebraska (15) W 21-13
 0.25 at Wisconsin L 25-27
 N.1 at Iowa L 7-13
 N.8 at Northwestern (10) L 14-20
 N.22 Purdue W 7-0

1942 • 7-3/2-2 (T-5th)

Coach: Alvin N. (Bo) McMillin

Captain: Bob White

S.26 Butler W 53-0
 0.3 at Ohio State L 21-32
 0.10 at Nebraska W 12-0
 0.17 at Pittsburgh W 19-7
 0.24 Iowa L 13-14
 0.31 Iowa Seahawks L 6-26
 N.7 at Minnesota (7) W 7-0
 N.14 Kansas State W 54-0
 N.21 (18) at Purdue W 20-0
 N.28 at Fort Knox W 51-0

1943 • 4-4-2/2-3-1 (T-4th)

Coach: Alvin N. (Bo) McMillin

Captain: John Tavener

S.18 Miami (Ohio) T 7-7
 S.25 at Northwestern L 6-14
 0.2 Wabash W 52-0
 0.9 at Nebraska W 54-13

0.16 at Iowa T 7-7
 0.23 Wisconsin W 34-0
 0.30 at Ohio State W 20-14
 N.6 at Michigan (6) L 6-23
 N.13 Great Lakes L 7-21
 N.20 Purdue (3) L 0-7

1944 • 7-3/4-3 (5th)

Coach: Alvin N. (Bo) McMillin

Captain: John Tavener

S.16 Fort Knox W 72-0
 S.23 at Illinois L 18-26
 S.30 at Michigan W 20-0
 0.14 (19) Nebraska W 54-0
 0.21 (20) at Northwestern W 14-7
 0.28 (17) Iowa W 32-0
 N.4 (15) at Ohio State (3) L 7-21
 N.11 at Minnesota L 14-19
 N.18 Pittsburgh W 47-0
 N.25 at Purdue W 14-6

1945 • 9-0-1/5-0-1 (1st)

BIG TEN CHAMPIONS - FINAL AP RANKING (4)

Coach: Alvin N. (Bo) McMillin

Captain: Russell Deal

S.22 at Michigan W 13-7
 S.29 at Northwestern T 7-7
 0.6 at Illinois W 6-0
 0.13 (8) Nebraska W 54-14
 0.20 (8) at Iowa W 52-20
 0.27 (8) Tulsa (14) W 7-2
 N.3 (5) Cornell (Iowa) W 46-6
 N.10 (6) at Minnesota (20) W 49-0
 N.17 (4) at Pittsburgh W 19-0
 N.24 (4) Purdue (18) W 26-0

1946 • 6-3/4-2 (3rd)

FINAL AP RANKING (20)

Coach: Alvin N. (Bo) McMillin

Captain: Howard Brown

S.21 Cincinnati L 6-15
 S.28 at Michigan L 0-21
 0.5 at Minnesota W 21-0
 0.12 Illinois (12) W 14-7
 0.19 (18) Iowa (17) L 0-13
 0.26 at Nebraska W 27-7
 N.2 (20) Pittsburgh W 20-6
 N.9 at Northwestern (17) W 7-6
 N.23 at Purdue W 34-20

1947 • 5-3-1/2-3-1 (T-6th)

Coach: Alvin N. (Bo) McMillin

Captain: Howard Brown

S.27 at Nebraska W 17-0
 0.4 Wisconsin T 7-7
 0.11 at Iowa L 14-27
 0.18 Pittsburgh W 41-6
 0.25 at Northwestern L 6-7
 N.1 at Ohio State W 7-0
 N.8 at Michigan (2) L 0-35
 N.15 Marquette W 48-6
 N.22 Purdue W 16-14

1948 • 2-7/2-4 (T-5th)

Coach: Clyde B. Smith

Captain: John Goldsberry

S.25 at Wisconsin W 35-7
 0.2 Iowa W 7-0
 0.9 (17) Texas Christian L 6-7
 0.16 Ohio State L 0-17
 0.23 at Pittsburgh L 14-21
 0.30 at Minnesota (15) L 7-30
 N.6 Notre Dame (1) L 6-42
 N.13 at Michigan (1) L 0-54
 N.20 at Purdue L 0-39

1949 • 1-8/0-6 (9th)

Coach: Clyde B. Smith

Captain: Walter Bartkiewicz

S.24 at Notre Dame L 6-49
 0.1 at Ohio State L 7-46
 0.8 Texas Christian L 6-13

T W E N T Y - E L E V E N
INDIANA FOOTBALL
 HISTORY

YEAR-BY-YEAR RESULTS

0.7 at Illinois W 20-7 53,550
 0.14 Iowa W 21-17 41,353
 0.21 at Michigan W 27-20 65,759
 0.28 (10) at Arizona W 42-7 33,500
 N.4 (7) Wisconsin W 14-9 46,910
 N.11 (6) at Michigan State W 14-13 71,023
 N.18 (5) at Minnesota L 7-33 50,019
 N.25 Purdue (3) W 19-14 52,770

Rose Bowl - Pasadena, Calif.
 J.1 (4) USC (1) L 3-14 102,946

1968 • 6-4/4-3 (T-5th)

Coach: John Pont

Captains: Al Gage, Jerry Grecco, Jim Sniadecki

S.21 (15) Baylor W 40-36 44,382
 S.28 (13) at Kansas (12) L 20-38 44,000
 0.5 Illinois W 28-14 50,996
 0.12 at Iowa W 38-34 54,633
 0.19 (19) Michigan (18) L 22-27 51,951
 0.26 Arizona W 16-13 44,847
 N.2 at Wisconsin W 21-20 51,666
 N.9 at Michigan State (17) W 24-22 65,841
 N.16 (19) Minnesota L 6-20 49,234
 N.23 at Purdue (12) L 35-38 63,294

1969 • 4-6/3-4 (T-5th)

Coach: John Pont

Captains: Steve Applegate, Harry Gonso, Karl Pankratz

S.20 at Kentucky W 58-30 37,500
 S.27 (10) California L 14-17 52,904
 0.4 at Colorado L 7-30 31,258
 0.11 Minnesota W 17-7 52,804
 0.18 Illinois W 41-20 51,812
 0.25 at Wisconsin L 34-36 58,636
 N.1 at Michigan State W 16-0 77,533
 N.8 Iowa L 17-28 52,854
 N.15 at Northwestern L 27-30 31,644
 N.22 Purdue (17) L 21-44 56,223

1970 • 1-9/1-6 (T-9th)

Coach: John Pont

Captains: E.G. White, Tom Fleming

S.19 Colorado L 9-16 42,471
 S.26 at California L 14-56 30,000
 0.3 West Virginia (14) L 10-16 44,482
 0.10 at Minnesota L 0-23 40,220
 0.17 at Illinois W 30-24 42,708
 0.24 Wisconsin L 12-30 48,643
 0.31 Michigan State L 7-32 41,426
 N.7 at Iowa L 13-42 43,217
 N.14 Northwestern L 7-21 25,778
 N.21 at Purdue L 0-40 69,357

1971 • 3-8/2-6 (9th)

Coach: John Pont

Captain: Chuck Thomson

S.11 at Minnesota L 0-28 78,459
 S.18 Kentucky W 26-8 41,954
 S.25 at Baylor L 0-10 37,500
 0.2 Syracuse L 0-7 31,989
 0.9 at Wisconsin L 29-35 66,156
 0.16 Ohio State (13) L 7-27 50,812
 0.23 Northwestern L 10-24 32,409
 0.30 at Michigan (3) L 7-61 75,751
 N.6 Illinois L 21-22 23,018
 N.13 at Iowa W 14-7 42,102
 N.20 Purdue W 38-31 50,978

1972 • 5-6/3-5 (T-6th)

Coach: John Pont

Captains: Ted McNulty, Joe Pawlitsch

S.16 Minnesota W 27-23 35,783
 S.23 TCU L 28-31 34,004
 S.30 at Kentucky W 35-34 --
 0.7 at Syracuse W 10-2 18,444
 0.14 Wisconsin W 33-7 50,122
 0.21 at Ohio State (4) L 7-44 86,365
 0.28 at Northwestern (4) L 14-23 32,007
 N.4 Michigan (4) L 7-21 41,336
 N.11 at Illinois L 20-37 55,077

N.18 Iowa W 16-8 27,440
 N.25 at Purdue L 7-42 65,065

1973 • 2-9/0-8 (T-9th)

Coach: Lee Corso

Captain: Ken Starling

S.15 Illinois L 14-28 51,433
 S.22 at Arizona L 10-26 38,643
 S.29 Kentucky W 17-3 51,523
 0.6 at West Virginia (20) W 28-14 37,000
 0.13 at Minnesota L 3-24 37,710
 0.20 Ohio State (1) L 7-37 53,183
 0.27 at Wisconsin L 7-31 66,365
 N.3 at Michigan (4) L 13-49 76,432
 N.10 Northwestern L 20-21 41,053
 N.17 at Michigan State L 9-10 50,116
 N.24 Purdue L 23-28 44,789

1974 • 1-10/1-7 (10th)

Coach: Lee Corso

Captains: Bill Atkinson, Tim Mills

S.14 at Illinois L 0-16 40,911
 S.21 at Arizona (17) L 20-35 35,683
 S.28 at Kentucky L 22-28 56,000
 0.5 West Virginia L 0-24 30,153
 0.12 Minnesota W 34-3 34,102
 0.19 at Ohio State (1) L 9-49 87,671
 0.26 Wisconsin L 25-35 31,453
 N.2 Michigan (3) L 7-21 32,873
 N.9 at Northwestern L 22-24 25,382
 N.16 Michigan State (15) L 10-19 25,492
 N.23 at Purdue L 17-38 63,637

1975 • 2-8-1/1-6-1 (10th)

Coach: Lee Corso

Captains: Jim Shuck, Donnie Thomas

S.13 Minnesota W 20-14 35,954
 S.20 at Nebraska (6) L 0-45 76,022
 S.27 Utah W 31-7 32,864
 0.4 at North Carolina State L 0-27 39,700
 0.11 at Northwestern L 0-30 27,800
 0.18 Iowa L 10-20 32,441
 0.25 at Michigan (7) L 7-55 93,857
 N.1 at Ohio State (1) L 14-24 87,835
 N.8 Michigan State L 6-14 31,930
 N.15 at Wisconsin T 9-9 65,317
 N.22 Purdue L 7-9 43,455

1976 • 5-6/4-4 (T-3rd)

Coach: Lee Corso

Captains: Joe Doggett, Dave Knowles, Courtney Snyder, Bob Kramer, Tim McVay, Craig Brinkman

S.11 at Minnesota L 13-32 39,004
 S.18 Nebraska (8) L 13-45 41,289
 S.25 at Washington W 20-13 42,206
 0.2 North Carolina State L 21-24 32,090
 0.9 Northwestern W 7-0 34,889
 0.16 at Iowa W 14-7 57,465
 0.23 Michigan (1) L 0-35 39,385
 0.30 Ohio State (8) L 7-47 49,254
 N.6 at Michigan State L 0-23 50,376
 N.13 Wisconsin W 15-14 27,518
 N.20 at Purdue W 20-14 63,220

1977 • 5-5-1/4-3-1 (4th)

Coach: Lee Corso

Captains: Tim McVay, Joe Norman, Scott Arnett, Charley Peal

S.10 Wisconsin L 14-30 34,755
 S.17 Louisiana State W 24-21 30,067
 S.24 Miami (Ohio) L 20-21 28,732
 0.1 at Nebraska (11) L 13-31 76,034
 0.8 at Northwestern W 28-3 16,378
 0.15 Michigan State T 13-13 36,892
 0.22 at Illinois L 7-21 50,298
 0.29 Minnesota (19) W 34-22 30,399
 N.5 at Iowa W 24-21 49,620
 N.12 at Ohio State (4) L 7-35 87,786
 N.19 Purdue W 21-10 52,914

1978 • 4-7/3-5 (7th)

Coach: Lee Corso

Captains: Joe Norman, Scott Arnett, Dave Abrams, Mark Heidel

S.16 at LSU (13) L 17-24 78,534
 S.23 Washington (15) W 14-7 40,244
 S.30 Nebraska (12) L 17-69 42,738
 0.7 at Wisconsin L 7-34 75,266
 0.14 Northwestern W 38-10 36,456
 0.21 at Michigan State L 14-49 76,013
 0.28 Illinois W 31-10 37,355
 N.4 Minnesota L 31-32 39,797
 N.11 Iowa W 34-14 33,167
 N.18 Ohio State (19) L 18-21 47,540
 N.25 at Purdue (18) L 7-20 69,918

1979 • 8-4/5-3 (4th)

HOLIDAY BOWL CHAMPIONS - FINAL AP RANKING (19)

Coach: Lee Corso

Captains: Tim Clifford, Tony D'Orazio, Terry Tallen, Brent Tisdale

S.8 at Iowa W 30-26 59,780
 S.15 Vanderbilt W 44-13 30,685
 S.22 Kentucky W 18-10 45,920
 S.29 Colorado L 16-17 36,160
 0.6 at Wisconsin W 3-0 74,188
 0.13 at Ohio State (8) L 6-47 87,521
 0.20 Northwestern W 30-0 30,086
 0.27 at Michigan (10) L 21-27 104,832
 N.3 Minnesota W 42-24 35,507
 N.10 at Illinois W 45-14 30,874
 N.17 Purdue (12) L 21-37 53,202

Holiday Bowl - San Diego, Calif.

D.21 vs. BYU (9) W 38-37 52,200

1980 • 6-5/3-5 (6th)

Coach: Lee Corso

Captains: Tim Clifford, Lucky Wallace, Terry Tallen, Craig Walls

S.13 Iowa L 7-16 50,173
 S.20 at Kentucky W 36-30 57,869
 S.27 at Colorado W 49-7 40,129
 0.4 Duke W 31-21 43,120
 0.11 Wisconsin W 24-0 51,029
 0.18 at Ohio State (9) L 17-27 87,957
 0.25 at Northwestern W 35-20 19,535
 N.1 Michigan (18) L 0-35 52,071
 N.8 at Minnesota L 7-31 30,092
 N.15 Illinois W 26-24 38,128
 N.22 at Purdue L 23-24 71,629

1981 • 3-8/3-6 (8th)

Coach: Lee Corso

Captains: Bob Stephenson, Craig Walls

S.12 at Northwestern W 21-20 22,856
 S.19 USC (2) L 0-21 51,167
 S.26 at Syracuse L 7-21 30,060
 0.3 Michigan (8) L 17-38 50,612
 0.10 at Iowa (15) L 28-42 60,000
 0.17 Minnesota W 17-16 46,460
 0.24 at Ohio State L 10-29 87,182
 0.31 at Michigan State L 3-26 60,131
 N.7 Wisconsin L 7-28 44,218
 N.14 at Illinois L 14-35 56,143
 N.21 Purdue W 20-17 48,466

1982 • 5-6/4-5 (6th)

Coach: Lee Corso

Captains: Babe Laufenberg, Marc Longshore

S.11 Northwestern W 30-0 38,595
 S.18 at USC (19) L 7-28 50,724
 S.25 Syracuse W 17-10 42,020
 0.2 at Michigan L 10-24 104,385
 0.9 Iowa L 20-24 46,212
 0.16 at Minnesota W 40-21 61,865
 0.23 Ohio State L 25-49 52,040
 0.30 Michigan State L 14-22 38,571
 N.6 at Wisconsin W 20-17 65,355
 N.13 Illinois L 7-48 38,471
 N.20 at Purdue W 13-7 69,745

T W E N T Y - E L E V E N
INDIANA FOOTBALL

HISTORY

YEAR-BY-YEAR RESULTS

O.4	Michigan	(6)	L	0-37	42,240
O.11	Michigan State	(11)	L	6-38	35,082
O.18	at Ohio State	(11)	L	0-31	92,368
O.25	at Iowa	(18)	L	0-62	69,185
N.1	Illinois		W	23-6	32,705
N.15	at Minnesota		L	12-24	33,905
N.22	Purdue	(23)	L	7-56	46,559

1998 • 4-7/2-6 (T-7th)

Coach: Cam Cameron
Captains: Chris Gall, Jabar Robinson

S.12	Western Michigan		W	45-30	31,238
S.19	at Kentucky		L	27-31	66,007
S.26	at Cincinnati		W	48-14	32,117
O.3	Wisconsin	(13)	L	20-24	32,328
O.10	at Michigan State		L	31-38*	73,425
O.17	Iowa		W	14-7	36,598
O.24	at Michigan		L	10-21	110,863
O.31	Ohio State	(1)	L	7-38	52,049
N.7	at Illinois		L	16-31	31,388
N.14	Minnesota		W	20-19	30,049
N.21	at Purdue		L	7-52	68,512

* - double overtime

1999 • 4-7/3-5 (T-8th)

Coach: Cam Cameron
Captains: Antwaan Randle El, Craig Robeen, Adewale Ogunleye

S.4	Ball State		W	21-9	31,238
S.11	North Carolina		L	30-42	30,249
S.18	Kentucky		L	35-44	39,146
S.25	at Penn State	(2)	L	24-45	96,146
O.2	Illinois		W	34-31*	30,381
O.9	Northwestern		W	34-17	30,101
O.16	at Wisconsin	(17)	L	0-59	78,243
O.23	at Iowa		W	38-31	63,777
O.30	Michigan	(15)	L	31-34	41,516
N.13	at Minnesota	(20)	L	20-44	47,852
N.20	Purdue	(19)	L	24-30	51,344

* - overtime

2000 • 3-8/2-6 (T-9th)

Coach: Cam Cameron
Captains: Antwaan Randle El, Kemp Rasmussen, Versie Gaddis, Paul Mandina

S.9	North Carolina State		L	38-41	30,151
S.16	at Kentucky		L	34-41	70,776
S.23	Cincinnati		W	42-6	30,075
S.30	Iowa		W	45-33	31,225
O.7	at Northwestern	(22)	L	33-52	30,201
O.14	at Michigan	(18)	L	0-58	110,909
O.21	Minnesota	(22)	W	51-43	30,882
O.28	vs. Penn State		L	24-27@	43,122
N.4	at Illinois		L	35-42	54,283
N.11	Wisconsin		L	22-43	30,469
N.18	at Purdue	(17)	L	13-41	69,104

@ RCA Dome - Indianapolis, Ind.

2001 • 5-6/4-4 (T-4th)

Coach: Cam Cameron
Captains: Antwaan Randle El, Kemp Rasmussen

S.6	at North Carolina State		L	14-35	51,500
S.22	Utah		L	26-28	26,591
S.29	Ohio State		L	14-27	48,577
O.6	at Wisconsin		W	63-32	79,264
O.13	Illinois		L	14-35	31,116
O.20	at Iowa		L	28-42	68,295
N.3	Northwestern		W	56-21	26,213
N.10	at Michigan State	(22)	W	37-28	73,990
N.17	at Penn State		L	14-28	106,527
N.24	Purdue		W	13-7	36,685
D.1	Kentucky		W	26-15	26,449

2002 • 3-9/1-7 (T-10th)

Coach: Gerry DiNardo
Captains: Enoch DeMar, Kris Dielman

A.31	William & Mary		W	25-17	33,427
S.7	at Utah		L	13-40	33,419
S.14	at Kentucky		L	17-27	70,347
S.21	Central Michigan		W	39-29	32,740

S.28	at Ohio State	(6)	L	17-45	104,194
O.12	Wisconsin	(23)	W	32-29	31,156
O.19	Iowa	(15)	L	8-24	33,458
O.26	at Illinois		L	14-45	50,295
N.2	at Northwestern		L	37-41	25,077
N.9	Michigan State		L	21-56	29,253
N.16	Penn State	(16)	L	25-58	27,454
N.23	at Purdue		L	10-34	59,114

2003 • 2-10/1-7 (T-9th)

Coach: Gerry DiNardo
Captains: Brian Lewis, Joe Gonzalez

A.30	at Connecticut		L	10-34	38,109
S.6	at Washington	(22)	L	13-38	71,125
S.13	Indiana State		W	33-3	31,112
S.20	Kentucky		L	17-34	34,829
S.27	at Michigan	(11)	L	17-31	110,788
O.4	at Michigan State	(25)	L	3-31	72,398
O.11	Northwestern		L	31-37*	27,213
O.25	Ohio State	(8)	L	6-35	51,240
N.1	at Minnesota	(24)	L	7-55	45,398
N.8	Illinois		W	17-14	24,102
N.15	at Penn State		L	7-52	106,465
N.22	Purdue	(16)	L	16-24	41,404

* - overtime

2004 • 3-8/1-7 (T-10th)

Coach: Gerry DiNardo
Captains: Courtney Roby, Herana-Daze Jones, Jodie Clemons

S.4	Central Michigan		W	41-10	36,041
S.11	at Oregon	(24)	W	30-24	57,550
S.18	at Kentucky		L	32-51	65,532
S.25	Michigan State		L	20-30	24,471
O.2	Michigan	(19)	L	14-35	35,001
O.9	at Northwestern		L	24-31*	27,213
O.23	at Ohio State		L	7-30	104,538
O.30	Minnesota	(24)	W	30-21	22,282
N.6	at Illinois		L	22-26	41,458
N.13	Penn State		L	18-22	24,092
N.20	at Purdue		L	24-63	65,137

* - double overtime

2005 • 4-7/1-7 (10th)

Coach: Terry Hooppner
Captains: Chris Taylor, Adam Hines, John Pannozzo, Will Lumpkin

S.2	at Central Michigan		W	20-13	22,212
S.10	Nicholls State		W	35-31	27,600
S.17	Kentucky		W	38-14	40,240
O.1	at Wisconsin	(17)	L	24-41	82,330
O.8	Illinois		W	36-13	35,829
O.15	at Iowa		L	21-38	70,585
O.22	Ohio State	(14)	L	10-41	52,866
O.29	at Michigan State		L	15-46	74,063
N.5	Minnesota		L	21-42	30,656
N.12	at Michigan	(21)	L	14-41	110,580
N.19	Purdue		L	14-41	50,223

2006 • 5-7/3-5 (T-6th)

Coach: Terry Hooppner
Captains: Lance Bennett, Justin Frye, Kenny Kendal, Will Meyers

S.2	Western Michigan		W	39-20	30,733
S.9	at Ball State		W	24-23	23,813
S.16	Southern Illinois		L	28-35	31,156
S.23	Connecticut		L	7-14	27,256
S.30	Wisconsin		L	17-52	32,142
O.7	at Illinois		W	34-32	43,006
O.14	Iowa	(15)	W	31-28	31,392
O.21	at Ohio State	(1)	L	3-44	105,267
O.28	Michigan State		W	46-21	36,444
N.4	at Minnesota		L	26-63	44,610
N.11	Michigan	(2)	L	3-34	42,320
N.18	at Purdue		L	19-28	62,105

2007 • 7-6/3-5 (T-7th)

INSIGHT BOWL PARTICIPANTS
Coach: Bill Lynch
Captains: Tracy Porter, Josiah Sears

S.1	Indiana State		W	55-7	34,715
S.8	at Western Michigan		W	37-27	32,129
S.15	Akron		W	41-24	31,196
S.22	Illinois		L	14-27	34,707
S.29	at Iowa		W	38-20	70,585
O.6	Minnesota		W	40-20	32,009
O.13	at Michigan State		L	27-52	73,449
O.20	Penn State		L	31-36	41,251
O.27	at Wisconsin		L	3-33	81,324
N.3	Ball State		W	38-20	34,406
N.10	at Northwestern		L	28-31	20,466
N.17	Purdue		W	27-24	50,741

Insight Bowl - Tempe, Ariz.

D.31	vs. Oklahoma State		L	33-49	48,892
------	--------------------	--	---	-------	--------

2008 • 3-9/1-7 (11th)

Coach: Bill Lynch
Captains: Christopher Phillips, Marcus Thigpen, Will Patterson

A.30	Western Kentucky		W	31-13	30,067
S.6	Murray State		W	45-3	30,123
S.20	Ball State		L	20-42	41,349
S.27	Michigan State		L	29-42	31,832
O.4	at Minnesota		L	7-16	40,511
O.11	Iowa		L	9-45	33,428
O.18	at Illinois		L	13-55	62,870
O.25	Northwestern		W	21-19	30,698
N.1	Central Michigan		L	34-37	26,140
N.8	Wisconsin		L	20-55	30,618
N.15	at Penn State	(7)	L	7-34	108,445
N.22	at Purdue		L	10-62	63,107

2009 • 4-8/1-7 (T-10th)

Coach: Bill Lynch
Captains: Will Patterson, Jammie Kirlew, Rodger Saffold, Ben Chappell

S.3	Eastern Kentucky		W	19-13	36,759
S.12	Western Michigan		W	23-19	35,162
S.19	at Akron		W	38-21	18,340
S.26	at Michigan	(23)	L	33-36	108,118
O.3	Ohio State	(9)	L	14-33	51,500
O.10	at Virginia		L	7-47	45,371
O.17	Illinois		W	27-14	42,358
O.24	at Northwestern		L	28-29	24,364
O.31	at Iowa	(7)	L	24-42	70,585
N.7	Wisconsin	(24)	L	28-31	36,611
N.14	at Penn State	(19)	L	20-31	107,379
N.21	Purdue		L	21-38	48,607

2010 • 5-7/1-7 (11th)

Coach: Bill Lynch
Captains: Ben Chappell, Tyler Replogle

S.2	Towson		W	51-17	35,242
S.18	at Western Kentucky		W	38-21	20,772
S.25	Akron		W	35-20	42,258
O.2	Michigan	(19)	L	35-42	52,929
O.9	at Ohio State	(2)	L	10-38	105,291
O.16	Arkansas State		W	36-34	40,480
O.23	at Illinois		L	13-43	53,550
O.30	Northwestern		L	17-20	37,818
N.6	Iowa	(15)	L	13-18	42,991
N.13	at Wisconsin	(6)	L	20-83	80,477
N.20	vs. Penn State		L	24-41@	78,790
N.27	at Purdue		W	34-31*	50,136

@ FedExField - Landover, Md.

* - overtime

OVERALL RECORD

450-616-45 • 126 Years (1885-)

Indiana's AP ranking is listed to left of opponent; opponent AP ranking is list to right of opponent

* - indicates overtime game (2-4 all-time record)

BOWL HISTORY

1968 ROSE BOWL

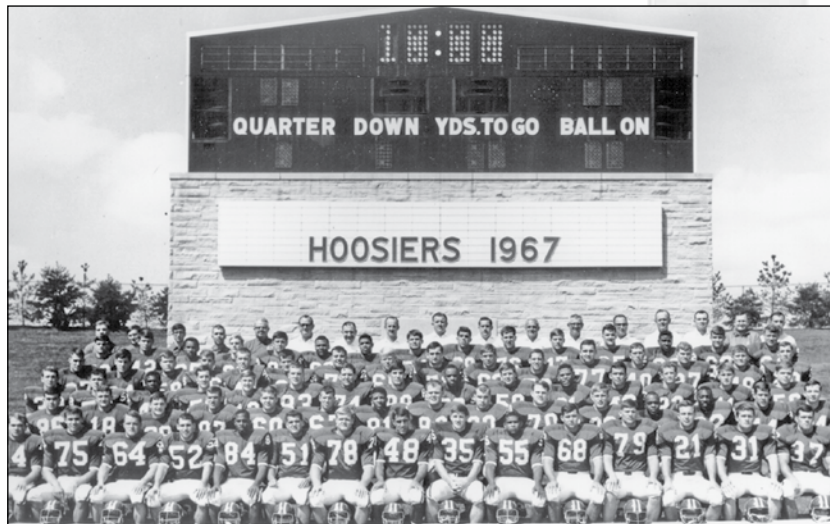

JANUARY 1, 1968
PASADENA, CALIF.
SOUTHERN CALIFORNIA 14, INDIANA 3

On Nov. 25, 1967, Indiana University improved its record to 9-1 with a 19-14 upset win over Purdue in the regular-season finale. The win clinched the Big Ten title and secured the Hoosiers' initial postseason bid - a trip to the Rose Bowl and a tilt against top-ranked and O.J. Simpson-led Southern California. Remarkably, just one season earlier in 1966, Indiana had finished the season with a 1-8-1 record.

IU's only Rose Bowl appearance would not be an easy task for the Hoosiers. However, 102,946 fans watched intently as Indiana would give the Trojans everything they could handle for four quarters.

USC tallied first when All-America running back Simpson (25-128-2TDs rushing) scored on a 2-yard touchdown run in the first quarter to cap an 84-yard scoring drive. Indiana would answer just one quarter later. The Hoosiers had a first-and-goal inside the Southern California 10-yard line but could not score a touchdown. However, Indiana kicker David Kornowa did connect on a 27-yard field goal attempt that pulled the Hoosiers to within 7-3, a lead that USC would take into the locker room at halftime.

In the third quarter, the Trojans put together their final scoring drive of the day. This time it was a 45-yard drive capped by an eight-yard touchdown run by Simpson. The "Cardiac Kids," a nickname that IU had been given because of several exciting comebacks throughout the 1967 campaign, would threaten one more time but could not close the gap. IU moved to the USC 37-yard line midway through the fourth stanza but failed on two chances to gain a first down with just inches to go.



Team	1	2	3	4	Final
USC	7	0	7	0	14
Indiana	0	3	0	0	3

Attendance: 102,946

1st: USC—Simpson, 2-yard run (Aldridge kick)
 2nd: IU—Kornowa, 27-yard field goal
 3rd: USC—Simpson, 8-yard run (Aldridge kick)

Statistics:	IU	USC
First Downs	13	20
Yards Rushing	79	248
Yards Passing	110	69
Total Offense	189	317
Passes	9-25-1	5-9-1
Punts	4-41	4-41
Fumbles/Lost	2-1	3-1
Penalties/Yards	4-29	8-65

Rushing: IU—Isenbarger 12-38, Cole 10-21, Gonso 15-11, Krivoshia 4-9; USC—Simpson 25-128-2TDs, Scott 18-85, Sogge 6-17, Page 5-14, Dale 2-10, McCullough 1-(-6).

Passing: IU—Gonso 25-9-110-0TD-1INT; USC—Sogge 7-4-57-0TD-1INT, Page 1-1-12-0-0, Simpson 1-0-0-0-0.

Receiving: IU—Gage 6-67, Butcher 3-43; USC—Drake 3-46, McCullough 2-23.

Starters

Indiana	Off	USC
Eric Stolberg	SE	Ron Drake
Rick Spickard	LT	Mike Taylor
Gary Cassells	LG	Fred Khasigian
Harold Mauro	C	Dick Allmon
Bob Russell	RG	Dennis Born
Al Schmidt	RT	Ron Yary
Al Gage	TE	Bob Klein
Harry Gonso	QB	Steve Sogge
John Isenbarger	TB	O.J. Simpson
Jade Butcher	FL	Earl McCullough
Terry Cole	FB	Dan Scott

Indiana	Def	USC
Tom Bilunas	LE	Tim Rossovich
Doug Crusan	LT	Willard Scott
Harold Dunn	RT	Gary Magner
Cal Snowden	RE	Bill Hayhoe
Brown Marks	LB	Jim Snow
Jim Sniadecki	LB	Adrian Young
Ken Kaczmarek	LB/MG	Ralph Oliver
Kevin Duffy	LB/R	Ty Salness
Dave Kornowa	CB	Bill Jaroncyk
Nate Cunningham	CB	Pat Cashman
Mike Baughman	S	Mike Battle

BOWL HISTORY

1979 HOLIDAY BOWL



DECEMBER 21, 1979
SAN DIEGO, CALIF.
INDIANA 38, BRIGHAM YOUNG 37

Many people described it as the most exciting game of the 1979 bowl season. The 1979 Holiday Bowl featured Indiana and Brigham Young. The two squads would combine to score 75 total points in addition to tallying 52 first downs and 874 yards of total offense. However, after eight lead changes, Indiana stood victorious, 38-37, over the previously unbeaten Cougars.

Having finished the 1979 regular season with a 7-4 record, Indiana looked to gain its initial bowl victory when it faced off against the Cougars. It was a tight battle throughout as Brigham Young quarterback Marc Wilson completed 28-of-43 passes for 380 yards and 2 TDs. Throughout the game, he showed many reasons why he led the nation in passing and total offense during the regular season. However, IU found a way to answer every BYU score.

The Cougars would take a 24-21 lead early in the third quarter, but IU tallied right back when running back Mike Harkrader (24-71-1TD rushing) scored on a 1-yard touchdown run to give the Hoosiers a 28-24 lead. Indiana kicker Kevin Kellogg would then connect on a 26-yard field goal to increase the IU lead to 31-24. However, a 29-yard field goal by BYU and a 15-yard touchdown strike from Wilson to fullback Eric Lane, put the Cougars in front, 34-31, at the end of three quarters.

The fourth quarter did not lack for theatrics. BYU would score the quarter's first points to increase its lead to 37-31. However, Indiana's Tim Wilbur countered with a 62-yard punt return to tie the game at 37-37. Kellogg would add the extra point to give IU a one-point advantage with 6:53 remaining in the contest. Brigham Young had the opportunity to win the contest on a field goal attempt with just 11 seconds remaining. However, a 27-yard effort by Cougar kicker Brent Johnson failed, and IU held on for the thrilling 38-37 victory.



Team	1	2	3	4	Final
Indiana	14	7	10	7	38
BYU	14	3	17	3	37

Attendance: 52,500

1st: BYU—Lane, 1-yard run (Johnson kick)
 IU—Stephenson, 38-yard pass from Clifford (Kellogg kick)
 IU—Clifford, 1-yard run (Kellogg kick)
 BYU—Wilson, 3-yard run (Johnson kick)
 2nd: BYU—Johnson, 40-yard field goal
 IU—Clifford, 1-yard run (Kellogg kick)
 3rd: BYU—H. Jones, 13-yard pass from Wilson (Johnson kick)
 IU—Harkrader, 1-yard run (Kellogg kick)
 IU—Kellogg, 26-yard field goal
 BYU—Johnson, 29-yard field goal
 BYU—Lane, 15-yard pass from Wilson (Johnson kick)
 4th: BYU—Johnson, 28-yard field goal
 IU—Wilbur, 62-yard punt return (Kellogg kick)

Statistics:	IU	BYU
First Downs	21	31
Yards Rushing	183	140
Yards Passing	171	380
Total Offense	354	520
Passes	11-30-1	28-43-3
Punts	6-41	2-38
Fumbles/Lost	1-0	1-1
Penalties/Yards	7-70	1-15

Rushing: IU—Johnson 21-76, Harkrader 24-71-1TD, Bowers 5-36, Clifford 6-9-2TDs, Darring 1-6, Friede 1-(-5), Sutor 1-(-10); BYU—Jones 8-55, Phillips 4-31, Wilson 9-28-1TD, Lane 9-26-1TD.

Passing: IU—Clifford 29-11-171-1TD-1INT, Harkrader 0-1-0-0-0; BYU—Wilson 43-28-380-2TDs-3INT.

Receiving: IU—Stephenson 5-91-1TD, Friede 2-43, Harangody 2-31, Bowers 2-6; BYU—Brown 9-142, Lane 9-79-1TD, H. Jones 4-33-1TD, Plater 2-41, Phillips 2-31, L. Jones 1-39

Starters	Off	BYU
Indiana		
Mike Friede	SE	Lloyd Jones
Gerhard Ahting	LT	Tom Bell
Jeff Goldin	LG	Randy Tidwell
Lucky Wallace	C	Scott Neilson
Jeff Phipps	RG	Danny Hansen
Marlon Flemming	RT	Nick Eyre
Bob Stephenson	TE	Clay Brown
Tim Clifford	QB	Marc Wilson
Lonnie Johnson	TB	Homer Jones
Nate Lundy	FL	Bill Davis
Jerry Bowers	FB	Eric Lane

Indiana	Def	BYU
Brent Tisdale	DE	Glen Titensor
Mark Rodriguez	LT	Mike Morgan
Terry Tallen	MG/LB	Gary Kama
Rod Walden	RT	Pulusila Filiaga
Eric DeBord	DE	Matt Mendenhall
Craig Walls	LB	Glen Redd
Randy Willhite	LB	Ed. St. Pierre
Tim Wilbur	CB	Tim Halverson
Stoner Gray	CB	Bill Schoepflin
Chuck Alexander	SS	John Neal
Steve Mitchell	FS	Bob Prested

BOWL HISTORY

1986 ALL-AMERICAN BOWL

DECEMBER 31, 1986
BIRMINGHAM, ALA.
FLORIDA STATE 27, INDIANA 13

Although he finished with an 0-11 record during his first campaign at Indiana in 1984, it would take Bill Mallory just three seasons to lead the Hoosiers to their first bowl appearance under his direction. Indiana finished with a 6-5 regular-season record in 1986 and capped its season by playing a talented Florida State team in the 1986 All-American Bowl on New Year's Eve in Birmingham, Ala.



Despite losing 27-13, the Hoosiers would go on to make bowl appearances following four of the next five seasons.

Florida State used four time-consuming scoring drives that averaged 66 yards each to capture the 10th annual All-American Bowl. IU penetrated inside the Seminole 35-yard line four times without a score.

Indiana would tally first as Pete Stoyanovich connected on a 35-yard field goal to give the Hoosiers a 3-0 lead. However, Florida State running back Sammie Smith (25-205-2TDs) scored on runs of four and nine yards in the first and second quarters, respectively, to give the Seminoles a 13-3 halftime lead.

The Seminoles would score another touchdown during the third quarter that would essentially clinch the victory. IU did close the gap to within 20-13 in the fourth quarter, but FSU iced the game with a 68-yard scoring drive.

Indiana running back Anthony Thompson, who was playing in his first bowl game, finished with 127 rushing yards on 28 carries and quarterback Dave Kramme threw for 168 yards. IU dominated the time of possession and totaled more first downs (23-20) and total yards (383-342) than Florida State. However, the Seminoles rushed for 288 yards and were forced into third-down situations on just three occasions during the entire game.



Team	1	2	3	4	Final
Florida State	6	7	7	7	27
Indiana	3	0	7	3	13

Attendance: 30,000

- 1st: IU—Stoyanovich, 35-yard field goal
- FSU—Smith, 4-yard run (kick failed)
- 2nd: FSU—Smith 9-yard run (Schmidt kick)
- 3rd: FSU—T. Holloman, 8-yard run (Schmidt kick)
- IU—Powell, 2-yard run (Stoyanovich kick)
- 4th: IU—Stoyanovich, 30-yard field goal
- FSU—T. Holloman 10-yard run (Schmidt kick)

Statistics:	IU	FSU
First Downs	23	20
Yards Rushing	215	288
Yards Passing	168	54
Total Offense	383	342
Passes	11-25-1	6-14-1
Punts	2-35	2-35
Fumbles/Lost	1-0	2-1
Penalties/Yards	10-88	6-50

Rushing: IU—Thompson 28-127, Powell 6-38-1TD, Polce 5-26, Kramme 13-21, Sweazy 1-3; FSU—Smith 25-205-2TDs, T. Holloman 6-36-2TDs, D. Holloman 2-34, Floyd 1-7, Williams 3-6, Fells 2-0.

Passing: IU—Kramme 11-25-1-168; FSU—McManus 6-14-1-54.

Receiving: IU—Dawsey 5-74, Lilja 2-44, Buford 2-32, Jones 1-11, Jordan 1-7; FSU—O'Malley 2-20, Carter 2-9, Gainer 1-19, Smith 1-6.

Starters

Indiana	Off	Florida State
Kenny Allen	SE	Herb Gainer
Bob Riley	ST	Joey Ionata
Tim Radtke	SG	Jason Kuipers
Dave Kinniry	C	Jim Hendley
Don Shrader	TG	Mark Salva
Eric Moore	TT	Pat Tomberlin
Dave Lilja	TE	Pat Carter
Dave Kramme	QB	Danny McManus
Anthony Thompson	TB	Sammie Smith
Stacy Dawsey	FL	Darrin Holloman
Tom Polce	FB	Dayne Williams

Indiana	Def	Florida State
Van Waiters	OLB	Felton Hayes
Dan Bauer	LT	Steve Gabbard
Larry Luther	NG	Thomas Harp
Doug Schlereth	RT	Gerald Nichols
Joe Huff	OLB	Terry Warren
Willie Bates	LB	Fred Jones
Brad Mitchell	LB	Paul McGowan
Erick Coleman	CB	Deion Sanders
Eric Hickerson	CB	Eric Williams
Leonard Bell	SS	Stanley Shiver
Alex Green	FS	Greg Newell

BOWL HISTORY

1988 PEACH BOWL



JANUARY 2, 1988
ATLANTA, GA.
TENNESSEE 27, INDIANA 22

Tennessee drove 40 yards in nine plays and scored on a 9-yard touchdown run by running back Reggie Cobb with just 1:52 remaining in the game to clinch a 27-22 victory over Indiana in the 20th Peach Bowl. The game, which was played on Jan. 2, 1988, at Atlanta's Fulton County Stadium, was witnessed by 58,737 fans. Despite the disappointing loss, IU finished the season with an 8-4 record, which included wins over Michigan and Ohio State.

The Volunteers jumped to a quick 21-3 second-quarter lead. That same stanza, UT blocked an Indiana punt on the IU 9-yard line that gave the Volunteers an opportunity to put the game out of reach. However, IU forced a fumble and drove 91 yards for a touchdown, a 43-yard pass play from quarterback Dave Schnell (33-18-218-1TD-2INTs) to wide receiver Ernie Jones (7-150-1TD). The score narrowed IU's deficit to 21-10 prior to halftime.

The lone score of the third period was a 12-yard run by running back Anthony Thompson (18-67-1TD) that moved Indiana to within 21-16, however, the two-point conversion failed. In the fourth quarter, Indiana scored on a fake field goal attempt when tight end Tim Jordan ran 12 yards for a score that gave IU a one-point lead, 22-21. The two-point conversion attempt was unsuccessful. Tennessee, which had come from behind on four other occasions during the 1987 campaign would turn the trick again as Cobb scored his second touchdown of the game, this one a 9-yard run, to give Tennessee the 27-22 victory.

Tennessee gained 474 yards of total offense, including 146 rushing yards and two touchdowns from Cobb, the game's Most Valuable Offensive Player. However, Jones was just as impressive, as he finished with 246 all-purpose yards (150 receiving, 15 rushing, 81 kickoff returns). Indiana linebacker Van Waiters was recognized as the game's Most Valuable Defensive Player.



Team	1	2	3	4	Final
Tennessee	14	7	0	6	27
Indiana	3	7	6	6	22

Attendance: 58,737

1st: UT—Cobb, 6-yard run (Reich kick)
 IU—Stoyanovich, 52-yard field goal
 UT—Miller, 45-yard pass from Francis (Reich kick)
 2nd: UT—Cleveland, 15-yard pass from Francis (Reich kick)
 IU—Jones, 43-yard pass from Schnell (Stoyanovich kick)
 3rd: IU—Thompson, 12-yard run (pass failed)
 4th: IU—Jordan, 12-yard run (pass failed)
 UT—Cobb, 9-yard run (pass failed)

Statistics:	IU	UT
First Downs	16	26
Yards Rushing	96	244
Yards Passing	218	230
Total Offense	314	474
Passes	18-33-2	21-27-0
Punts	6-31	2-37
Fumbles/Lost	0-0	2-2
Penalties/Yards	4-37	5-35

Rushing: IU—Thompson 18-67-1TD, Polce 6-22, Jones 1-15, Jordan 1-12-1TD, Powell 1-1, Schnell 4-(-21); UT—Cobb 21-146-2TDs, Davis 9-51, Howard 6-25, Wilson 6-23, Francis 10-(-1).

Passing: IU—Schnell 18-33-218-1TD-2INTs; UT—Francis 20-26-225-2TDs-0INT, Henton 1-1-0-5.

Receiving: IU—Jones 7-150-1TD, Thompson 6-28, Jordan 2-14, Polce 1-12, Powell 1-8, Allen 1-6; UT—Miller 5-78-1TD, Woods 4-43, Davis 4-30, Cleveland 2-25, Howard 2-25, McGuire 2-18, Cobb 2-11.

Starters

Indiana	Off	Tennessee
Kenny Allen	SE	Thomas Woods
Chris Simons	ST	Kevin Simons
Tim Radtke	SG	Harry Galbreath
Brian Finney	C	Todd Kirk
Don Shrader	TG	John Bruhin
Eric Moore	TT	Eric Still
Tim Jordan	TE	N. Middlebrooks
Dave Schnell	QB	Jeff Francis
Anthony Thompson	TB	Reggie Cobb
Ernie Jones	FL	Terence Cleveland
Tom Polce	FB	Charles Wilson

Indiana	Def	Tennessee
Van Waiters	OLB	Mike Kelley
Walt Harris	LT	Marion Hobby
Jim Sams	NG	Charles McRae
Doug Schlereth	RT	Mark Hovanic
Joe Huff	OLB	Darrin Miller
Willie Bates	LB	Keith DeLong
Brad Money	LB	C. Kimbrough
Mike Dumas	CB	Terry McDaniel
Eric Hickerson	CB	Victor Peppers
Andre Hall	SS	Andre Creamer
Brian Dewitz	FS	Kelly Days

BOWL HISTORY

1988 LIBERTY BOWL

DECEMBER 28, 1988
MEMPHIS, TENN.
INDIANA 34, SOUTH CAROLINA 10



After finishing the regular season with a 7-3-1 record and a 5-3 mark in the Big Ten, Indiana earned a postseason berth for the third consecutive year and played South Carolina in the Liberty Bowl in Memphis, Tenn. The Hoosiers dominated the game and cruised to a 34-10 victory before 39,210 fans.

Indiana running back Anthony Thompson (26-140-2TDs) began the scoring with a 7-yard touchdown run in the first quarter, and the Hoosiers would add 10 more second-quarter points to take a 17-0 halftime lead. The Gamecocks would close the gap to 17-7 in the third quarter when they scored on a 34-yard return of a blocked punt. The two teams would then trade third-quarter field goals and the fourth quarter began with Indiana leading, 20-10.

Although Indiana dominated throughout, the game-breaking play occurred on the first snap of the fourth quarter when Indiana quarterback Dave Schnell (31-16-378-2TDs-1INT) hooked up with wide receiver Rob Turner (5-182-1TD) on an 88-yard touchdown pass that upped IU's lead to 27-10. Thompson would cap the scoring with an 8-yard touchdown run later that quarter that earned him a tie for the Big Ten single-season touchdown record with 26 scores.

Indiana set a Liberty Bowl record with 575 yards of total offense. South Carolina, on the other hand, could muster only 153 total yards, including just 23 yards rushing. The IU defense intercepted three passes and recovered a fumble to go along with six quarterback sacks.

Schnell was the game's Most Valuable Player, and wide receiver Tony Buford caught three passes for 100 yards.



Team	1	2	3	4	Final
Indiana	7	10	3	14	34
South Carolina	0	0	10	0	10

Attendance: 39,210

1st: IU—Thompson, 7-yard run (Stoyanovich kick)
 2nd: IU—Miller, 10-pass from Schnell (Stoyanovich kick)
 IU—Stoyanovich, 28-yard field goal
 3rd: SC—Tolbert, 34-yard blocked punt return. (Mackie kick)
 IU—Stoyanovich, 19-yard field goal
 SC—Mackie, 43-yard field goal
 4th: IU—Turner, 88-yard pass from Schnell (Stoyanovich kick)
 IU—Thompson, 8-yard run (Stoyanovich kick)

Statistics:	IU	SC
First Downs	23	12
Yards Rushing	185	23
Yards Passing	390	130
Total Offense	575	153
Passes	17-32-1	15-37-3
Punts	6-26	9-38
Fumbles/Lost	1-0	1-1
Penalties/Yards	6-40	2-15

Rushing: IU—Thompson 26-140-2TDs, Way 5-32, Boyd 4-12, Matejko 2-7, Thornton 1-3, Miller 3-2, Schnell 5-(-11); SC—Green 11-41, Dingle 2-17, Haynes 3-5, Bing 1-2, Williams 1-2, Ellis 9-(-44).

Passing: IU—Schnell 16-31-378-2TDs-1INT, Thornton 1-1-0-12; SC—Ellis 15-37-3-130.

Receiving: IU—Turner 5-182-1TD, Buford 3-100, Jordan 2-33, Eddings 2-22, Miller 2-16-1TD, Thompson 2-14, Marte 1-23; SC—Haynes 3-15, Brooks 2-35, Parlor 2-22, Green 2-18, Platt 2-8, Rush 1-11, Watson 1-11, Bing 1-5, Miller 1-5.

Starters

Indiana	Off	South Carolina
Tony Buford	SE	Anthony Parlor
Chris Simons	ST	Ike Harris
Tim Radtke	SG	Paul Shivers
Ron Vargo	C	Randy Harwell
Don Shrader	TG	Calvin Stephens
Jeff Fryar	TT	Mark Fryer
Tim Jordan	TE	Carl Platt
Dave Schnell	QB	Todd Ellis
Anthony Thompson	TB	Harold Green
Rob Turner	FL	Robert Brooks
Gene Boyd	FB	Keith Bing

Indiana	Def	South Carolina
Joe Huff	OLB	Kevin Hendrix
Walt Harris	LT	Marty Dye
Dan Bauer	MG	Tim High
Doug Schlereth	RT	Derrick Frazier
Terry Saunders	OLB	David Taylor
Willie Bates	LB	Matt McKernan
Brad Money	LB	Patrick Hinton
Mike Dumas	CB	Robert Robinson
Andre Hall	CB	Stephane Williams
Marc Ferry	SS	Scott Windsor
Brian Dewitz	FS	Ron Rabune

BOWL HISTORY

1990 PEACH BOWL



DECEMBER 30, 1990
 ATLANTA, GA.
 AUBURN 27, INDIANA 23

Indiana finished with a 6-4-1 regular-season record in 1990, a mark good enough to earn the Hoosiers a berth in the Peach Bowl for a date with the Auburn Tigers. The game, which was played at Fulton County Stadium in Atlanta on Dec. 30, 1990, was one of the best games played during the 1990 bowl season.

Auburn led Indiana 17-10 at halftime and increased its lead to 20-10 on a 43-yard field goal during the third quarter, but the Hoosiers returned the favor as quarterback Trent Green scored on touchdown runs of two and 11 yards to give IU a 23-20 lead.

However, Auburn quarterback Stan White (48-31-351-1TD passing and 2 TD runs) would direct the Tigers on a 13-play, 72-yard, 1:40-minute, scoring drive. He capped the drive himself when he scored on a 1-yard run with just 39 seconds remaining in the game. The touchdown gave Auburn a 27-23 victory.

Auburn dominated the game statistically, as the Tigers tallied 440 total yards to IU's 220. However, Indiana utilized a solid kicking game to keep the game close. Trent Green tied a Peach Bowl record with his three rushing touchdowns while running back Vaughn Dunbar (21-81) and free safety Mike Dumas (14 tackles, 4 passes broken up) earned offensive and defensive Most Valuable Player honors, respectively.



Team	1	2	3	4	Final
Indiana	7	3	0	13	23
Auburn	7	10	3	7	27

Attendance: 38,962

1st: AU—White, 6-yard run (Von Wyl kick)
 IU—Green, 3-yard run (Bonnell kick)
 2nd: AU—Smith, 11-yard pass from White (Von Wyl kick)
 IU—Bonnell, 42-yard field goal
 AU—Von Wyl, 26-yard field goal
 3rd: AU—Von Wyl, 43-yard field goal
 4th: IU—Green, 2-yard run (run failed)
 IU—Green, 11-yard run (Bonnell kick)
 AU—White, 1-yard run (Von Wyl kick)

Statistics:	IU	AU
First Downs	15	24
Yards Rushing	121	89
Yards Passing	99	351
Total Offense	220	440
Passes	10-19-0	31-48-0
Punts	5-41	3-23
Fumbles/Lost	1-1	2-2
Penalties/Yards	6-55	12-75

Rushing: IU—Dunbar 21-81, Thompson 5-17, Miller 3-16, Green 14-7-3TDs; AU—Williams 12-52, Smith 5-24, Joseph 5-20, Richardson 3-4, White 5-(-2)-2TDs, Team 1-(-9).

Passing: IU—Green 10-19-99-0-0; AU—White 31-48-351-1-0.

Receiving: IU—Thomas 3-34, Turner 3-26, Coleman 2-26, Dunbar 2-4; AU—Hall 9-74, Casey 7-159, Baxter 4-22, Wasden 3-21, Hines, 2-25, Joseph 2-16, Williams 2-12, Smith 1-11-1TD, Overton 1-11.

Starters

Indiana	Off	Auburn
Scott McGowan	SE	Greg Taylor
Phil Trinter	ST	Chris Gray
Todd Smith	SG	Ed King
Jason Mack	C	Bob Meeks
Troy Newton	TG	Eddie Blake
Randy Schneider	TT	Rob Selby
Todd Walker	TE	Victor Hall
Trent Green	QB	Stan White
Vaughn Dunbar	TB	Stacy Danley
Eddie Thomas	FL	Shayne Wasden
Cal Miller	FB	James Joseph

Indiana	Def	Auburn
Charles Beauchamp	OLB	Jason Merchant
Brian Hunnicut	LT	David Rocker
Larry McDaniel	NG	Walter Tate
Chris McCoy	RT	Lamar Rogers
Greg Farrall	OLB	Reggie Barlow
Mark Hagen	LB	James Willis
John Miller	LB	Darrel Crawford
Mose Richardson	CB	Eric Ramsey
Mike Middleton	CB	Corey Barlow
Dave Ane	SS	Dennis Wallace
Mike Dumas	FS	John Wiley

BOWL HISTORY

1991 COPPER BOWL

DECEMBER 31, 1991
TUCSON, ARIZ.
INDIANA 24, BAYLOR 0



In one of the most impressive performances by any team during the 1991 bowl season, Indiana dominated a highly-regarded Baylor team in the Copper Bowl, 24-0.

Indiana wasted little time getting started as it jumped to a 17-0 halftime lead and was never threatened on its way to winning its second bowl game in four years.

Indiana quarterback Trent Green (21-11-165-0-0 passing, 2 rushing touchdowns) broke the Hoosiers into the scoring column when he tallied a 1-yard touchdown run in the first quarter. IU would increase its lead one quarter later when kicker Scott Bonnell connected on a 27-yard field goal attempt and running back Vaughn Dunbar (28-106-1TD rushing) scored on a 5-yard touchdown run to give the Hoosiers a 17-0 halftime advantage.

IU's only scary moment came in the third quarter when Baylor reached Indiana's 2-yard line. However, a muffed handoff resulted in a fumble that was recovered in the end zone by free safety Damon Watts and the game was, for all intents and purposes, over.

Dunbar won game Most Valuable Player honors on offense and linebacker Mark Hagen (11 tackles, including 2 tackles for loss, and 1 pass broken up) was the game's defensive MVP.



Team	1	2	3	4	Final
Baylor	0	0	0	0	0
Indiana	7	10	0	7	24

Attendance: 35,751

1st: IU—Green 1-yard run (Bonnell kick)

2nd: IU—Bonnell 27-yard field goal

IU—Dunbar 5-yard run (Bonnell kick)

4th: IU—Green 4-yard run (Bonnell kick)

Statistics:	IU	BU
First Downs	20	17
Yards Rushing	147	138
Yards Passing	176	131
Total Offense	323	269
Passes	12-22-0	10-27-1
Punts	6-49	6-35
Fumbles/Lost	2-0	4-1
Penalties/Yards	6-59	4-29

Rushing: BU—Strait 15-72, Mims 9-49, Bell 5-41, Henry 2-4, Needham 1-3, Stephens 1-2, Brentham 1(-11), Joe 8(-22); IU—Dunbar 28-106-1TD, Law 6-38, Dyer 2-2, Green 13-1-2TDs.

Passing: BU—Joe 10-26-131-0TDs-1INT, Brentham 0-1-0-0; IU—Green 11-21-165-0-0, Dyer 1-1-11-0-0.

Receiving: BU—Pierce 3-32, Miles 2-41, Bonner 2-32, Mims 2-19, Miller 1-7; IU—Thomas 4-58, McGowan 3-63, Coleman 1-15, Dunbar 1-11, Harris 1-11, Walker 1-11, Baety 1-7.

Starters

Indiana	Off	Baylor
Scott McGowan	SE	Reggie Miller
Shawn Harper	LT	Adam Arroyo
Todd Smith	LG	John Turnpaugh
Rod Carey	C	Scott Baehren
Troy Newton	RG	Monte Jones
Randy Schneider	RT	Craig Bellamy
Rod Coleman	TE	Alonzo Pierce
Trent Green	QB	J.J. Joe
Vaughn Dunbar	TB	David Mims
Eddie Thomas	FL	Melvin Bonner
Todd Walker	FB	Robert Strait

Indiana	Def	Baylor
Charles Beauchamp	DE	Robin Jones
Larry McDaniel	LT	Marcus Lowe
Hurvin McCormack	RT	Santana Dotson
Greg Farrall	DE	Teddy Patton
Mark Hagen	LB	Brian Hand
Paul Williams	MLB	Curtis Hafford
John Miller	LB	LeShai Maston
Mose Richardson	CB	Clifford Ellison
Mike Middleton	CB	Frankie Smith
Jim Summerall	SS	Mike McFarland
Damon Watts	FS	Keith Caldwell

BOWL HISTORY

1993 INDEPENDENCE BOWL



DECEMBER 31, 1993
SHREVEPORT, LA.
VIRGINIA TECH 45, INDIANA 20

Virginia Tech used two touchdowns in the final 23 seconds of the first half to post a 45-20 victory over Indiana in the 1993 Independence Bowl.

On the positive side of the ledger for IU, wide receiver Thomas Lewis tallied six receptions for 177 yards and two touchdowns. However, Virginia Tech quarterback Maurice DeShazo completed 19-of-33 passes for 193 yards and two touchdowns on his way to earning offensive game MVP honors.

On the other side of the ball, safety Antonio Banks was the game's defensive MVP as he tallied nine tackles, one interception and one pass broken up, in addition to a touchdown on the blocked field goal.

Indiana finished the 1993 season with an 8-4 record. Two of its three regular season losses were by seven points or less.



Team	1	2	3	4	Final
Virginia Tech	7	21	0	17	45
Indiana	7	6	0	7	20

Attendance: 48,429

1st: IU—Lewis, 75-yard pass from Paci (Manolopoulos kick)
 VT—Thomas, 13-yard pass from DeShazo (Williams kick)
 2nd: VT—Swarm, 6-yard run (Williams kick)
 IU—Manolopoulos, 26-yard field goal
 IU—Manolopoulos, 40-yard field goal
 VT—Lewis, 20-yard fumble return (Williams kick)
 VT—Banks, 80-yard return of blocked field goal (Williams kick)
 4th: VT—Freeman, 42-yard pass from DeShazo (Williams kick)
 VT—Edwards 5-yard run (Williams kick)
 VT—Williams 42-yard field goal
 IU—Lewis, 42-yard pass from Dittoe (Manolopoulos kick)

Statistics:	IU	VT
First Downs	17	11
Yards Rushing	125	20
Yards Passing	193	276
Total Offense	318	296
Passes	19-33-2	17-37-2
Punts	8-39	7-38
Fumbles/Lost	2-1	2-2
Penalties/Yards	8-84	7-55

Rushing: VT—Thomas 24-65, Swarm 9-40-1TD, Edwards 5-15-1TD, White 4-3, DeShazo 5-1, Druckenmiller 1-1; IU—Thurman 1-37, Chaney 11-34, Batts 3-10, Glover 3-6, Thomas 1-(-4), Paci 5-(-26), Dittoe 7-(-37).

Passing: VT—DeShazo 19-33-193-2TDs-2INTs; IU—Paci 10-22-171-1TD-1INT, Dittoe 7-14-105-1TD-1INT, DiGuilio 0-1-0-0-0.

Receiving: VT—Freeman 5-66-1TD, Thomas 4-27-1TD, Burke 3-26, White 2-35, Sanders 2-15, Swarm 1-13, Edmonds 1-6, Still 1-5; IU—Lewis 6-177-2TDs, Hales 2-49, Matthews 2-35, Glover 2-1, Chaney 2-(-1), Baety 1-9, Hobbs 1-4, Ward, 1-2.

Indiana	Off	Virginia Tech
Greg Hobbs	SE	Antonio Freeman
Tom McKinnon	LT	Billy Conaty
Todd Smith	LG	Chris Malone
Rod Carey	CJ	im Pyne
Andrew Greene	RG	D. McMahon
Clay Williams	RT	Chris Barry
Ross Hales	TE	John Burke
John Paci	QB	Maurice DeShazo
Jermaine Chaney	TB	Dwayne Thomas
Thomas Lewis	FL	Steve Sanders
Sean Glover	FB	Joe Swarm

Indiana	Def	Virginia Tech
Bernard Whittington	LE	Cornell Brown
Troy Drake	LT	Waverly Jackson
Hurvin McCormack	RT	J.C. Price
Lamar Mills	RE	Lawrence Lewis
Charles Beauchamp	LB	DeWayne Knight
Alfonzo Thurman	MLB	George DeRicco
Jay Davis	LB	Ken Brown
Mose Richardson	CB	Tyrone Drakeford
Jason Orton	CB	Larry Green
Steve Perkins	SS	Stacy Henley
Chris Dyer	FS	Antonio Banks

BOWL HISTORY

2007 INSIGHT BOWL

DECEMBER 31, 2007
 TEMPE, ARIZ.

OKLAHOMA STATE 49, INDIANA 33


Indiana capped off an emotional season in achieving late head coach Terry Hooppner's dream of "Playing 13," as the Hoosiers returned to a postseason bowl for the first time in 14 years at the 2007 Insight Bowl.

Oklahoma State's no-huddle offense took a strong first half lead, and it was too much for a spirited Hoosier squad to overcome in a 49-33 defeat. The Hoosiers rallied from a 35-10 halftime deficit to get within two scores on two separate occasions in the second half.

Kellen Lewis threw for 204 yards and a pair of touchdowns in the loss, tying IU great Antwaan Randle El for first place on the all-time list with 42 TD passes in his career. The sophomore quarterback also ran for 83 yards on 10 carries and scored a touchdown on the ground.

The Hoosiers drove 52 yards on 11 plays on their opening drive, taking a 3-0 lead on Austin Starr's 43-yard field goal at the 10:41 mark of the opening quarter. But OSU scored the next 28 points of the game before the Hoosiers made it 28-10 on a Marcus Thigpen 4-yard TD grab. Cowboy quarterback Zac Robinson tacked on a 1-yard run just before the half to give OSU a 25-point lead at the break.

IU struck with the first points of the second half on a Lewis 1-yard run that followed a 4th-and-8 conversion on a fake field goal pass from Lewis to Starr. The Cowboys rebutted with a TD of their own, and 16 fourth quarter points by the Hoosiers proved to not be enough to overcome the early deficit.



Team	1	2	3	4	Final
Indiana	3	7	7	16	33
Oklahoma State	21	14	7	7	49

Attendance: 48,892

1st: IU – Starr 43-yard field goal
 OSU – Savage 3-yard run (Bailey kick)
 OSU – Bryant 24-yard pass from Robinson (Bailey kick)
 OSU – Robinson 7-yard run (Bailey kick)
 2nd: OSU - Bowman 14-yard pass from Robinson (Bailey kick)
 IU – Thigpen 4-yard pass from Lewis (Starr kick)
 OSU – Robinson 1-yard run (Bailey kick)
 3rd: IU – Lewis 1-yard run (Starr kick)
 OSU – Bryant 11-yard pass from Robinson (Bailey kick)
 4th: IU – Sears 5-yard run (Starr kick)
 IU – Starr 37-yard field goal
 OSU – Crosslin 1-yard run (Bailey kick)
 IU – Bailey 30-yard pass from Lewis (Lewis pass failed)

Statistics:	IU	OSU
First Downs	21	29
Yards Rushing	179	211
Yards Passing	220	302
Total Offense	399	513
Passes	23-44-0	24-34-1
Punts	5-182	3-106
Fumbles/Lost	0-0	3-1
Penalties/Yards	10-80	10-103

Rushing: IU-Lewis 10-83-1TD, Thigpen 11-56, Payton 8-43, Sears 1-5-1TD, Fisher 2-minus 6. OSU-Savage 23-100-1TD, Robinson 15-70-2TDs, Hunter 8-33, Bryant 1-7, Crosslin 2-1-1TD.

Passing: IU-Lewis, Kellen 22-43-204-2TDs, Means 1-1-16, OSU-Robinson 24-34-302-3TDs-1INT.

Receiving: IU-Hardy 5-50, Means 5-41, Bailey 3-70-1TD, Fisher 3-20, Thigpen 2-4-1TD, Payton 2-3, Lewis 1-16, Starr 1-9, Sexton 1-7. OSU-Bryant 9-117-2TDs, Bowman 6-74-1TD, Pettigrew 3-39, Newton 2-24, Savage 2-1, Hunter 1-24, Waller 1-23.

Starters

Indiana	Off	Oklahoma State
Rodger Saffold	LT	Russell Okung
Pete Saxon	LG	David Koenig
Ben Wyss	C	Andrew Lewis
John Sandberg	RG	Steve Denning
Charlie Emerson	RT	Brady Bond
James Hardy	WR	Seth Newton
Andrew Means	WR	Adarius Bowman
Ray Fisher	WR	Dez Bryant
Kellen Lewis	QB	Zac Robinson
Marcus Thigpen	RB	Dantrell Savage
Nick Sexton	TE	Brandon Pettigrew

Indiana

Indiana	Def	Oklahoma State
Jammie Kirlow	LE	Marque Fountain
Joe Kremer	DT	Quincey Patrick
Greg Brown	DT	Nathan Peterson
Greg Middleton	RE	Donovan Woods
Wil Patterson	LB	Jeremy Nethon
Adam McClurg	LB	Patrick Lavine
Justin Carrington	LB	Andre Sexton
Leslie Majors	CB	Jacob Lacey
Nick Polk	FS	Ricky Price
Austin Thomas	SS	Quinton Moore
Tracy Porter	CB	Terrance Anderson

T W E N T Y - E L E V E N
INDIANA FOOTBALL
HISTORY

MEMORIAL STADIUM RESULTS

1960 • 1-3

0.8	Oregon State	L	6-20	25,000
0.15	Marquette	W	34-8	27,000
0.22	Michigan State (13)	L	0-35	32,322
0.29	Northwestern	L	3-21	19,092

Attendance: 103,414 (25,854 average per game)

1961 • 1-3

0.7	Wisconsin	L	3-6	23,270
0.21	Washington State	W	33-7	23,307
N.11	Ohio State (3)	L	7-16	27,108
N.25	Purdue	L	12-34	34,798

Attendance: 108,483 (27,121)

1962 • 1-3

S.22	Kansas State	W	21-0	17,892
0.13	Iowa	L	10-14	29,771
0.27	Michigan State (10)	L	8-26	24,337
N.3	Northwestern (1)	L	21-26	26,468

Attendance: 98,468 (24,617)

1963 • 2-2

0.5	Ohio State	L	0-21	42,296
0.26	Cincinnati	W	20-6	34,583
N.9	Oregon State	W	20-15	25,895
N.30	Purdue	L	15-21	33,987

Attendance: 136,761 (34,190)

1964 • 1-4

S.26	Northwestern	L	13-14	30,727
0.10	Iowa	L	20-21	31,108
0.17	Ohio State	W	27-20	38,257
0.31	Minnesota	L	0-21	33,245
N.14	Oregon	L	21-29	20,708

Attendance: 154,045 (30,809)

1965 • 2-3

S.18	Kansas State	W	19-7	22,883
S.25	Northwestern	L	0-20	31,537
0.23	Washington State	L	7-8	32,601
0.30	Iowa	W	21-17	32,417
N.20	Purdue	L	21-26	50,046

Attendance: 169,484 (33,897)

1966 • 0-3-1

S.17	Miami (Ohio)	L	10-20	28,538
0.8	Minnesota	T	7-7	34,721
0.15	Illinois	L	10-24	39,339
N.12	Michigan State (2)	L	19-37	30,096

Attendance: 132,694 (33,174)

1967 • 5-0

S.23	Kentucky	W	12-10	42,311
S.30	Kansas	W	18-15	34,861
0.14	Iowa	W	21-17	41,353
N.4 (7)	Wisconsin	W	14-9	46,910
N.25	Purdue (3)	W	19-14	52,770

Attendance: 218,205 (43,641)

1968 • 3-2

S.21 (15)	Baylor	W	40-36	44,382
0.5	Illinois	W	28-14	50,996
0.19 (19)	Michigan (18)	L	22-27	51,951
0.26	Arizona	W	16-13	44,847
N.16 (19)	Minnesota	L	6-20	49,234

Attendance: 241,410 (48,282)

1969 • 2-3

S.27 (10)	California	L	14-17	52,904
0.11	Minnesota	W	17-7	52,804
0.18	Illinois	W	41-20	51,812
N.8	Iowa	L	17-28	52,854
N.22	Purdue (17)	L	21-44	56,223

Attendance: 266,597 (53,319)

1970 • 0-5

S.19	Colorado	L	9-16	42,471
0.3	West Virginia (14)	L	10-16	44,482
0.24	Wisconsin	L	12-30	48,643
0.31	Michigan State	L	7-32	41,426
N.14	Northwestern	L	7-21	25,778

Attendance: 202,800 (40,560)

1971 • 2-4

S.18	Kentucky	W	26-8	41,954
0.2	Syracuse	L	0-7	31,989
0.16	Ohio State (13)	L	7-27	50,812
0.23	Northwestern	L	10-24	32,409
N.6	Illinois	L	21-22	23,018
N.20	Purdue	W	38-31	50,978

Attendance: 231,160 (38,527)

1972 • 3-2

S.16	Minnesota	W	27-23	35,783
S.23	TCU	L	28-31	34,004
0.14	Wisconsin	W	33-7	50,122
N.4	Michigan (4)	L	7-21	41,336
N.18	Iowa	W	16-8	27,440

Attendance: 188,685 (37,737)

1973 • 1-4

S.15	Illinois	L	14-28	51,433
S.29	Kentucky	W	17-3	51,523
0.20	Ohio State (1)	L	7-37	53,183
N.10	Northwestern	L	20-21	41,053
N.24	Purdue	L	23-28	44,789

Attendance: 241,981 (48,396)

1974 • 1-5

S.21	Arizona (17)	L	20-35	35,683
0.5	West Virginia	L	0-24	30,153
0.12	Minnesota	W	34-3	34,102
0.26	Wisconsin	L	25-35	31,453
N.2	Michigan (3)	L	7-21	32,873
N.16	Michigan State (15)	L	10-19	25,492

Attendance: 189,756 (31,626)

1975 • 2-3

S.13	Minnesota	W	20-14	35,954
S.27	Utah	W	31-7	32,864
0.18	Iowa	L	10-20	32,441
N.8	Michigan State	L	6-14	31,930
N.22	Purdue	L	7-9	43,455

Attendance: 176,644 (35,329)

1976 • 2-4

S.18	Nebraska (8)	L	13-45	41,289
0.2	N.C. State	L	21-24	32,090
0.9	Northwestern	W	7-0	34,889
0.23	Michigan (1)	L	0-35	39,385
0.30	Ohio State (8)	L	7-47	49,254
N.13	Wisconsin	W	15-14	27,518

Attendance: 224,425 (37,404)

1977 • 3-2-1

S.10	Wisconsin	L	14-30	34,755
S.17	Louisiana State	W	24-21	30,067
S.24	Miami (Ohio)	L	20-21	28,732
0.15	Michigan State	T	13-13	36,892
0.29	Minnesota (19)	W	34-22	30,399
N.19	Purdue	W	21-10	52,914

Attendance: 213,759 (35,627)

1978 • 4-3

S.23	Washington (15)	W	14-7	40,244
S.30	Nebraska (12)	L	17-69	42,738
0.14	Northwestern	W	38-10	36,456
0.28	Illinois	W	31-10	37,355
N.4	Minnesota	L	31-32	39,797
N.11	Iowa	W	34-14	33,167
N.18	Ohio State (19)	L	18-21	47,540

Attendance: 277,297 (39,614)

1979 • 4-2

S.15	Vanderbilt	W	44-13	30,685
S.22	Kentucky	W	18-10	45,920
S.29	Colorado	L	16-17	36,160
0.20	Northwestern	W	30-0	30,086
N.3	Minnesota	W	42-24	35,507
N.17	Purdue (12)	L	21-37	53,202

Attendance: 231,560 (38,593)

1980 • 3-2

S.13	Iowa	L	7-16	50,173
0.4	Duke	W	31-21	43,120
0.11	Wisconsin	W	24-0	51,029
N.1	Michigan (18)	L	0-35	52,071
N.15	Illinois	W	26-24	38,128

Attendance: 234,521 (46,904)

1981 • 2-3

S.19	USC (2)	L	0-21	51,167
0.3	Michigan (8)	L	17-38	50,612
0.17	Minnesota	W	17-16	46,460
N.7	Wisconsin	L	7-28	44,218
N.21	Purdue	W	20-17	48,466

Attendance: 240,923 (48,185)

1982 • 2-4

S.11	Northwestern	W	30-0	38,595
S.25	Syracuse	W	17-10	42,020
0.9	Iowa	L	20-24	46,212
0.23	Ohio State	L	25-49	52,040
0.30	Michigan State	L	14-22	38,571
N.13	Illinois	L	7-48	38,471

Attendance: 255,909 (42,652)

1983 • 3-3

S.10	Duke	W	15-10	41,120
S.24	Northwestern	L	8-10	40,347
0.8	Minnesota	W	38-31	41,111
0.15	Michigan State	W	24-12	46,088
N.5	Ohio State (14)	L	17-56	51,176
N.19	Purdue	L	30-31	52,038

Attendance: 271,880 (45,313)

1984 • 0-4

S.15	Kentucky	L	14-48	44,389
S.29	Michigan (14)	L	6-14	38,729
0.19	Wisconsin	L	16-20	38,754
0.26	Iowa (17)	L	20-24	37,747

Attendance: 159,619 (39,905)

1985 • 3-3

S.14	Louisville	W	41-28	37,626
S.21	Navy	W	38-35	35,610
0.5	Northwestern	W	26-7	36,905
0.19	Minnesota	L	7-22	28,331
N.9	Michigan State	L	16-35	24,764
N.23	Purdue	L	21-34	51,752

Attendance: 214,988 (35,831)

1986 • 3-3

S.13	Louisville	W	21-0	35,126
S.20	Navy	W	52-29	32,434
0.11	Ohio State	L	22-24	51,641
0.25	Michigan (4)	L	14-38	36,964
N.1	Wisconsin	W	21-7	35,111
N.15	Illinois	L	16-21	34,572

Attendance: 225,848 (37,641)

1987 • 6-0

S.12	Rice	W	35-13	38,132
S.26	Missouri	W	20-17	41,145
0.3	Northwestern	W	35-18	38,553
0.24 (15)	Michigan (20)	W	14-10	51,240
N.7 (18)	Illinois	W	34-22	50,026
N.21 (20)	Purdue	W	35-14	51,951

Attendance: 271,047 (45,175)

1988 • 4-1

S.17	Kentucky	W	36-15	51,077
0.8	Ohio State	W	41-7	52,133
0.15 (18)	Minnesota	W	33-13	51,154
0.29	Iowa	W	45-34	52,128
N.14	Michigan State	L	12-38	50,738

Attendance: 257,230 (51,446)

T W E N T Y - E L E V E N
INDIANA FOOTBALL
HISTORY

MEMORIAL STADIUM RESULTS

1989 • 4-2

S.16	Missouri	W	24-7	48,106
S.30	Toledo	W	32-12	43,501
O.7	Northwestern	W	43-11	47,845
O.21	Minnesota	W	28-18	51,069
N.4	Michigan State	L	20-51	51,567
N.25	Purdue	L	14-15	47,502

Attendance: 289,590 (48,265)

1990 • 3-2-1

S.22	Missouri	W	58-7	45,228	
S.29	Eastern Michigan	W	37-6	40,043	
O.13 (22)	Ohio State	T	27-27	52,080	
O.27	Michigan	(20)	L	19-45	51,948
N.10	Wisconsin	W	20-7	45,093	
N.17	Illinois	(22)	L	10-24	44,639

Attendance: 279,031 (46,505)

1991 • 5-0

S.21	Kentucky	W	13-10	48,994
O.5	Michigan State	W	31-0	46,882
O.12	Northwestern	W	44-6	44,915
N.2	Minnesota	W	34-8	44,095
N.23	Purdue	W	24-22	51,596

Attendance: 236,482 (47,296)

1992 • 3-3

S.12	Miami (Ohio)	W	16-0	38,815	
S.26	Missouri	W	20-10	40,907	
O.17	Michigan	(3)	L	3-31	51,735
O.24	Wisconsin	W	10-3	43,142	
N.7	Iowa	L	0-14	44,311	
N.14	Ohio State	(19)	L	10-27	45,534

Attendance: 264,444 (44,074)

1993 • 6-1

S.4	Toledo	W	27-0	30,327	
S.11	Northern Illinois	W	28-10	30,920	
S.18	Kentucky	W	24-8	43,545	
S.25	Wisconsin	(22)	L	15-27	34,306
O.9	Iowa	W	16-10	40,066	
O.30 (23)	Michigan State	(22)	W	10-0	40,110
N.20 (21)	Purdue	W	24-17	48,429	

Attendance: 267,703 (38,243)

1994 • 3-3

S.3	Cincinnati	W	28-3	31,284	
S.10	Miami (Ohio)	W	35-14	33,489	
O.1	Minnesota	W	27-20	38,195	
O.22	Northwestern	L	7-20	39,208	
N.5	Penn State	(2)	L	29-35	47,754
N.12	Ohio State	L	17-32	44,672	

Attendance: 234,602 (39,100)

1995 • 2-5

S.9	Western Michigan	W	24-10	30,856	
S.16	Kentucky	L	10-17	37,225	
S.23	Southern Mississippi	W	27-26	31,216	
O.7	Illinois	L	10-17	38,098	
O.21	Michigan	(10)	L	17-34	44,623
N.11	Michigan State	L	13-31	24,027	
N.24	Purdue	L	14-51	34,029	

Attendance: 240,074 (34,296)

1996 • 1-4

S.14	Miami (Ohio)	W	21-14	31,584	
S.28	Northwestern	(25)	L	17-35	36,714
O.12	Iowa	L	10-31	37,154	
O.26	Penn State	(17)	L	26-48	37,584
N.16	Ohio State	(2)	L	17-27	49,271

Attendance: 192,307 (38,461)

1997 • 2-4

S.13	Ball State	W	33-6	38,006	
S.20	Kentucky	L	7-49	41,149	
O.4	Michigan	(6)	L	0-37	42,240
O.11	Michigan State	(11)	L	6-38	35,082
N.1	Illinois	W	23-6	32,705	
N.22	Purdue	(23)	L	7-56	46,559

Attendance: 235,741 (39,290)

1998 • 3-2

S.12	Western Michigan	W	45-30	31,238	
O.3	Wisconsin	(13)	L	20-24	32,328
O.17	Iowa	W	14-7	36,598	
O.31	Ohio State	(1)	L	7-38	52,049
N.14	Minnesota	W	20-19	30,049	

Attendance: 182,263 (36,452)

1999 • 3-4

S.4	Ball State	W	21-9	31,238	
S.11	North Carolina	L	30-42	30,249	
S.18	Kentucky	L	35-44	39,146	
O.2	Illinois	W	34-31*	30,381	
O.9	Northwestern	W	34-17	30,101	
O.30	Michigan	(15)	L	31-34	41,516
N.20	Purdue	(19)	L	24-30	51,344

* - overtime

Attendance: 253,975 (36,282)

2000 • 3-2

S.9	North Carolina State	L	38-41	30,151	
S.23	Cincinnati	W	42-6	30,075	
S.30	Iowa	W	45-33	31,225	
O.21	Minnesota	(22)	W	51-43	30,882
N.11	Wisconsin	L	22-43	30,469	

Attendance: 152,802 (30,560)

2001 • 3-3

S.22	Utah	L	26-28	26,591
S.29	Ohio State	L	14-27	48,577
O.13	Illinois	L	14-35	31,116
N.3	Northwestern	W	56-21	26,213
N.24	Purdue	W	13-7	36,685
D.1	Kentucky	W	26-15	26,449

Attendance: 195,631 (32,605)

2002 • 3-3

A.31	William & Mary	W	25-17	33,427	
S.21	Central Michigan	W	39-29	32,740	
O.12	Wisconsin	(23)	W	32-29	31,156
O.19	Iowa	(15)	L	8-24	33,458
N.9	Michigan State	L	56-21	29,253	
N.16	Penn State	(16)	L	25-58	27,454

Attendance: 187,488 (31,248)

2003 • 2-4

S.13	Indiana State	W	33-3	31,112	
S.20	Kentucky	L	34-17	34,829	
O.11	Northwestern	L	37-31*	27,213	
O.25	Ohio State	(8)	L	6-35	51,240
N.8	Illinois	W	17-14	24,102	
N.22	Purdue	(16)	L	16-24	41,404

* - overtime

2004 • 2-3

S.4	Central Michigan	W	41-10	36,041	
S.25	Michigan State	L	20-30	24,471	
O.2	Michigan	(19)	L	14-35	35,001
O.30	Minnesota	(24)	W	30-21	22,282
N.13	Penn State	L	18-22	24,092	

Attendance: 141,887 (28,377)

2005 • 3-3

S.10	Nicholls State	W	35-31	27,600	
S.17	Kentucky	W	38-14	40,240	
O.8	Illinois	W	36-13	35,829	
O.22	Ohio State	(14)	L	10-41	52,866
N.5	Minnesota	L	21-42	30,656	
N.19	Purdue	L	14-41	50,023	

Attendance: 237,214 (39,536)

2006 • 3-4

S.2	Western Michigan	W	39-20	30,733	
S.16	Southern Illinois	L	28-35	31,156	
S.23	Connecticut	L	7-14	27,256	
S.30	Wisconsin	L	17-52	32,142	
O.14	Iowa	(15)	W	31-28	31,392
O.28	Michigan State	W	46-21	36,444	
N.11	Michigan	(2)	L	3-34	42,320

Attendance: 231,443 (33,063)

2007 • 5-2

S.1	Indiana State	W	55-7	34,715
S.15	Akron	W	41-24	31,196
S.22	Illinois	L	14-27	34,707
O.6	Minnesota	W	40-20	32,009
O.20	Penn State	L	31-36	41,251
N.3	Ball State	W	38-20	34,406
N.17	Purdue	W	27-24	50,741

Attendance: 259,025 (37,004)

2008 • 3-5

A.30	Western Kentucky	W	31-13	30,067
S.6	Murray State	W	45-3	30,123
S.20	Ball State	L	20-42	41,349
S.27	Michigan State	L	29-42	31,832
O.11	Iowa	L	9-45	33,428
O.25	Northwestern	W	21-19	30,698
N.1	Central Michigan	L	34-37	26,140
N.8	Wisconsin	L	20-55	30,618

Attendance: 254,255 (31,782)

2009 • 3-3

S.3	Eastern Kentucky	W	19-13	36,759	
S.12	Western Michigan	W	23-19	35,162	
O.3	Ohio State	(9)	L	14-33	51,500
O.17	Illinois	W	27-14	42,358	
N.7	Wisconsin	(24)	L	28-31	36,611
N.21	Purdue	L	21-38	48,607	

Attendance: 250,997 (41,833)

2010 • 3-3

S.2	Towson	W	51-17	35,242	
S.25	Akron	W	35-20	42,258	
O.2	Michigan	(19)	L	35-42	52,929
O.16	Arkansas State	W	36-34	40,480	
O.30	Northwestern	L	17-20	37,818	
N.6	Iowa	(15)	L	13-18	42,991

Attendance: 251,718 (41,953)

STADIUM TOTALS • 51 YEARS (1960-)

Record: 134-148-3
Attendance: 10,736,447 (38,482)

Indiana's AP ranking is listed to left of opponent; opponent AP ranking is list to right of opponent

* - indicates overtime game (1-1 all-time record at Memorial Stadium)

TOP CROWDS BY GAME

Nov. 12, 1969	Purdue	56,223
Nov. 17, 1979	Purdue	53,202
Oct. 20, 1973	Ohio State	53,183
Oct. 2, 2010	Michigan	52,929
Nov. 19, 1977	Purdue	52,914

TOP CROWDS BY SEASON

1989	289,590 (48,265)
1990	279,031 (46,505)
1983	271,880 (45,313)
1987	271,047 (45,175)
1993	267,703 (38,243)

TOP AVERAGE BY SEASON

1969	53,319 (5 games)
1988	51,446 (5 games)
1973	48,396 (5 games)
1968	48,282 (5 games)
1989	48,265 (6 games)

T W E N T Y - E L E V E N
INDIANA FOOTBALL
 HISTORY

SEASON-BY-SEASON STATS

2010 • 5-7 (1-7 BIG TEN)

DATE	OPPONENT	W/L	SCORE	ATTEND.
9/2	Towson	W	51-17	35,242
9/18	at Western Kentucky	W	38-21	20,772
9/25	Akron	W	35-20	42,258
10/2	Michigan	L	35-42	52,929
10/9	at Ohio State	L	10-38	105,291
10/16	Arkansas State	W	36-34	40,480
10/23	at Illinois	L	13-43	53,550
10/30	Northwestern	L	17-20	37,818
11/6	Iowa	L	13-18	42,991
11/13	at Wisconsin	L	20-83	80,447
11/20	vs. Penn State	L	24-41	78,790
11/27	at Purdue	W (OT)	34-31	50,136

TEAM STATISTICS	INDIANA	OPPONENTS
POINTS	326	408
Points Per Game	27.2	34.0
FIRST DOWNS	260	228
Rushing	69	94
Passing	167	121
Penalty	24	13
RUSHING YARDAGE	1,204	2,062
Yards Gained	1,403	2,240
Yards Lost	199	178
Rushing Att.	348	407
Average Per Rush	3.5	5.1
Average Per Game	100.3	171.8
TDs Rushing	13	20
PASSING YARDAGE	3,446	2,860
Att-Comp-Int	513-311-12	345-226-8
Average Per Pass	6.7	8.3
Average Per Catch	11.1	12.7
Average Per Game	287.2	238.3
TDs Passing	25	27
TOTAL OFFENSE	4,650	4,922
Total Plays	861	752
Average Per Play	5.4	6.5
Average Per Game	387.5	410.2
KICKOFF RETURNS-YDS.	64-1,476	61-1,449
PUNT RETURNS-YDS.	9-61	22-199
INTERCEPTION RETURNS-YDS.	8-91	12-248
FUMBLES-LOST	13-8	12-5
SACKS-YARDS	15-77	12-83
PENALTIES-YARDS	52-476	82-785
FG MADE-ATT	18-21	17-23
PUNTS-AVG.	55-37.2	48-43.5
TIME OF POSSESSION/GAME	30:41	29:19
3RD-DOWN CONVERSIONS	74/169	67/153
3rd-Down Pct.	44%	44%
4TH-DOWN CONVERSIONS	5/13	4/10
4th-Down Pct.	38%	40%

Rushing	No.	Yds.	Avg.	TD	LG	Avg./G
Trea Burgess	104	352	3.4	3	18	29.3

Passing	Att.	Comp.	Int.	Pct.	Yds.	TD
Ben Chappell	483	302	9	62.5	3,295	24

Receiving	No.	Yds.	Avg.	TD	LG	Avg./G
Damarlo Belcher	78	832	10.7	4	65	69.3
Terrance Turner	67	681	10.2	3	38	56.8
Tandon Doss	63	706	11.2	7	46	64.2
Duwyce Wilson	32	488	15.2	3	62	40.7
Ted Bolser	27	407	15.1	5	28	33.9

Kicking	FGM-FGA
Mitch Ewald	16-19

Punting	No.	Yds.	Avg.	LG
Chris Hagerup	39	1538	39.4	55

Punt Returns	No.	Yds.	Avg.	LG	TD
Tandon Doss	7	49	7.0	12	0

Kick Returns	No.	Yds.	Avg.	LG	TD
Tandon Doss	41	1,016	24.8	87	0

Tackles	UT	AT	TT	TFL-Yds.
Tyler Replogle	48	39	87	6.0-11
Jeff Thomas	45	37	82	7.5-20

Sacks	No.	Yds.
Darius Johnson	4.5	19

Interceptions	No.	Yds.	Avg.	LG	TD
Mitchell Evans	3	35	11.7	24	0

2009 • 4-8 (1-7 BIG TEN)

DATE	OPPONENT	W/L	SCORE	ATTEND.
9/3	Eastern Kentucky	W	19-13	36,759
9/12	Western Michigan	W	23-19	35,162
9/19	at Akron	W	38-21	18,340
9/26	at Michigan	L	33-36	108,118
10/3	Ohio State	L	14-33	51,500
10/10	at Virginia	L	7-47	45,371
10/17	Illinois	W	27-14	42,358
10/24	at Northwestern	L	28-29	24,364
10/31	at Iowa	L	24-42	70,585
11/7	Wisconsin	L	28-31	36,611
11/14	at Penn State	L	20-31	107,379
11/21	Purdue	L	21-38	48,607

TEAM STATISTICS	INDIANA	OPPONENTS
POINTS	282	354
Points Per Game	23.5	29.5
FIRST DOWNS	217	268
Rushing	67	123
Passing	141	120
Penalty	9	25
RUSHING YARDAGE	1,405	1,909
Yards Gained	1,633	2,285
Yards Lost	228	376
Rushing Att.	369	474
Average Per Rush	3.8	4.0
Average Per Game	117.1	159.1
TDs Rushing	15	20
PASSING YARDAGE	2,975	2,903
Att-Comp-Int	440-272-15	362-220-16
Average Per Pass	6.8	8.0
Average Per Catch	10.9	13.2
Average Per Game	247.9	241.9
TDs Passing	17	21
TOTAL OFFENSE	4,380	4,812
Total Plays	809	836
Average Per Play	5.4	5.8
Average Per Game	365.0	401.0
KICKOFF RETURNS-YDS.	55-1,328	52-1,206
PUNT RETURNS-YDS.	10-103	31-216
INTERCEPTION RETURNS-YDS.	16-255	15-241
FUMBLES-LOST	15-7	22-13
SACKS-YARDS	25-168	16-110
PENALTIES-YARDS	70-598	64-546
FG MADE-ATT	14-25	11-17
PUNTS-AVG.	62-38.8	53-41.8
TIME OF POSSESSION/GAME	29:29	30:31
3RD-DOWN CONVERSIONS	68/174	76/160
3rd-Down Pct.	39%	48%
4TH-DOWN CONVERSIONS	8/15	5/6
4th-Down Pct.	53%	83%

Rushing	No.	Yds.	Avg.	TD	LG	Avg./G
Darius Willis	123	607	4.9	6	85	67.4

Passing	Att.	Comp.	Int.	Pct.	Yds.	TD
Ben Chappell	428	268	15	62.6	2,941	17

Receiving	No.	Yds.	Avg.	TD	LG	Avg./G
Tandon Doss	77	962	12.5	5	56	80.2
Damarlo Belcher	61	770	12.6	5	45	64.2
Terrance Turner	46	443	9.6	1	33	36.9
Mitchell Evans	33	366	11.1	3	27	30.5

Kicking	FGM-FGA
Nick Freeland	14-25

Punting	No.	Yds.	Avg.	LG
Chris Hagerup	58	2,350	40.5	51

Punt Returns	No.	Yds.	Avg.	LG	TD
Ray Fisher	6	59	9.8	35	0

Kick Returns	No.	Yds.	Avg.	LG	TD
Tandon Doss	25	533	21.3	37	0
Ray Fisher	17	635	37.4	35	0

Tackles	UT	AT	TT	TFL-Yds.
Matt Mayberry	61	47	108	11.0-43
Tyler Replogle	51	29	80	6.5-22

Sacks	No.	Yds.
Jammie Kirlaw	6.5	52

Interceptions	No.	Yds.	Avg.	LG	TD
Austin Thomas	4	115	28.8	46	0
Matt Mayberry	3	5	1.7	5	0

T W E N T Y - E L E V E N
INDIANA FOOTBALL
 HISTORY

SEASON-BY-SEASON STATS

2008 • 3-9 (1-7 BIG TEN)

DATE	OPPONENT	W/L	SCORE	ATTEND.
8/30	Western Kentucky	W	31-13	30,067
9/6	Murray State	W	45-3	30,123
9/20	Ball State	L	20-42	41,349
9/27	Michigan State	L	29-42	31,832
10/4	at Minnesota	L	7-16	40,511
10/11	Iowa	L	9-45	33,428
10/18	at Illinois	L	13-55	62,879
10/25	Northwestern	W	21-19	30,698
11/1	Central Michigan	L	34-37	26,140
11/8	Wisconsin	L	20-55	30,618
11/15	at Penn State	L	7-34	108,445
11/22	at Purdue	L	10-62	63,107

TEAM STATISTICS	INDIANA	OPPONENTS
POINTS	246	423
Points Per Game	20.5	35.2
FIRST DOWNS	204	286
Rushing	96	123
Passing	90	147
Penalty	18	16
RUSHING YARDAGE	2,003	2,060
Yards Gained	2,270	2,407
Yards Lost	267	347
Rushing Att.	445	501
Average Per Rush	4.5	4.1
Average Per Game	166.9	171.7
TDs Rushing	19	30
PASSING YARDAGE	2,175	3,126
Att-Comp-Int	358-193-11	396-250-6
Average Per Pass	6.1	7.9
Average Per Catch	11.3	12.5
Average Per Game	181.2	260.5
TDs Passing	11	20
TOTAL OFFENSE	4,178	5,186
Total Plays	803	897
Average Per Play	5.2	5.8
Average Per Game	348.2	432.2
KICKOFF RETURNS-YDS.	73-1,456	36-875
PUNT RETURNS-YDS.	16-144	23-145
INTERCEPTION RETURNS-YDS.	6-15	11-140
FUMBLES-LOST	18-10	25-16
SACKS-YARDS	31-199	28-166
PENALTIES-YARDS	64-591	50-496
FG MADE-ATT	10-17	20-23
PUNTS-AVG.	66-36.6	50-37.3
TIME OF POSSESSION/GAME	26:50	33:10
3RD-DOWN CONVERSIONS	47/170	80/171
3rd-Down Pct.	28%	47%
4TH-DOWN CONVERSIONS	6/23	8/11
4th-Down Pct.	26%	73%

Rushing	No.	Yds.	Avg.	TD	LG	Avg./G
Kellen Lewis	94	631	6.7	7	78	52.6
Marcus Thigpen	93	500	5.4	3	75	50.0
Passing	Att.	Comp.	Int.	Pct.	Yds.	TD
Kellen Lewis	193	110	8	57.0	1,131	6
Ben Chappell	153	80	3	52.3	1,001	4
Receiving	No.	Yds.	Avg.	TD	LG	Avg./G
Ray Fisher	42	373	8.9	5	64	33.9
Andrew Means	34	450	13.2	1	47	40.9
Kicking	FGM-FGA					
Austin Starr	10-17					
Punting	No.	Yds.	Avg.	LG		
Chris Hagerup	61	2,586	42.4	67		
Punt Returns	No.	Yds.	Avg.	LG	TD	
Ray Fisher	11	106	9.6	29	0	
Kick Returns	No.	Yds.	Avg.	LG	TD	
Marcus Thigpen	38	853	22.4	68	0	
Demetrius McCray	17	387	22.8	36	0	
Tackles	UT	AT	TT	TFL-Yds.		
Matt Mayberry	53	36	89	8.5-47		
Jammie Kirlaw	53	21	74	19.5-102		
Sacks	No.	Yds.				
Jammie Kirlaw	10.5	86				
Interceptions	No.	Yds.	Avg.	LG	TD	
Austin Thomas	2	11	5.5	7	0	

2007 • 7-6 (3-5 BIG TEN)

DATE	OPPONENT	W/L	SCORE	ATTEND.
9/1	Indiana State	W	55-7	34,715
9/8	at Western Michigan	W	37-27	32,129
9/15	Akron	W	41-24	31,196
9/22	Illinois	L	14-27	34,707
9/29	at Iowa	W	38-20	70,585
10/6	Minnesota	W	40-20	32,009
10/13	at Michigan State	L	27-52	73,449
10/20	No. 25 Penn State	L	31-36	41,251
10/27	at Wisconsin	L	3-33	81,324
11/3	Ball State	W	38-20	34,406
11/10	at Northwestern	L	28-31	20,466
11/17	Purdue	W	27-24	50,741
12/31	vs. Oklahoma State	L	33-49	48,892

TEAM STATISTICS	INDIANA	OPPONENTS
POINTS	412	370
Points Per Game	31.7	28.5
FIRST DOWNS	265	298
Rushing	102	124
Passing	136	156
Penalty	27	18
RUSHING YARDAGE	2,046	2,076
Yards Gained	2,497	2,452
Yards Lost	451	376
Rushing Att.	475	549
Average Per Rush	4.3	3.8
Average Per Game	157.4	159.7
TDs Rushing	18	24
PASSING YARDAGE	3,073	3,168
Att-Comp-Int	446-267-11	469-289-19
Average Per Pass	6.9	6.8
Average Per Catch	11.5	11.0
Average Per Game	236.4	243.7
TDs Passing	28	21
TOTAL OFFENSE	5,119	5,244
Total Plays	921	1,018
Average Per Play	5.6	5.2
Average Per Game	393.8	403.4
KICKOFF RETURNS-YDS.	50-1,112	64-1,427
PUNT RETURNS-YDS.	23-254	25-147
INTERCEPTION RETURNS-YDS.	19-347	11-139
FUMBLES-LOST	38-18	22-12
SACKS-YARDS	42-280	31-230
PENALTIES-YARDS	75-709	84-814
FG MADE-ATT	21-23	13-18
PUNTS-AVG.	61-37.7	63-39.3
TIME OF POSSESSION/GAME	28:05	31:53
3RD-DOWN CONVERSIONS	79/187	87/207
3rd-Down Pct.	42%	42%
4TH-DOWN CONVERSIONS	10/17	16/23
4th-Down Pct.	59%	70%

Rushing	No.	Yds.	Avg.	TD	LG	Avg./G
Kellen Lewis	147	736	5.0	9	64	56.6
Marcus Thigpen	138	568	4.1	0	59	47.3
Passing	Att.	Comp.	Int.	Pct.	Yds.	TD
Kellen Lewis	442	265	10	60.0	3,043	28
Ben Chappell	2	1	1	50.0	14	0
Receiving	No.	Yds.	Avg.	TD	LG	Avg./G
James Hardy	79	1,125	14.2	16	79	86.5
Ray Fisher	52	482	9.3	4	60	40.2
Kicking	FGM-FGA					
Austin Starr	21-23					
Punting	No.	Yds.	Avg.	LG		
Michael Hines	59	2,301	39.0	60		
Punt Returns	No.	Yds.	Avg.	LG	TD	
Tracy Porter	23	254	11.0	71	0	
Kick Returns	No.	Yds.	Avg.	LG	TD	
James Bailey	18	456	25.3	91	1	
Marcus Thigpen	18	413	22.9	53	0	
Tackles	UT	AT	TT	TFL-Yds.		
Austin Thomas	64	48	112	0-0		
Will Patterson	59	45	104	8.0-37		
Sacks	No.	Yds.				
Greg Middleton	16.0	102				
Interceptions	No.	Yds.	Avg.	LG	TD	
Tracy Porter	6	137	22.8	49	0	

T W E N T Y - E L E V E N
INDIANA FOOTBALL
HISTORY

SEASON-BY-SEASON STATS

2006 • 5-7 (3-5 BIG TEN)

DATE	OPPONENT	W/L	SCORE	ATTEND.
9/2	Western Michigan	W	39-20	30,733
9/9	at Ball State	W	24-23	23,813
9/16	Southern Illinois	L	28-35	31,156
9/23	Connecticut	L	7-14	27,256
9/30	Wisconsin	L	17-52	32,142
10/7	at Illinois	W	34-32	43,006
10/14	No. 13 Iowa	W	31-28	31,392
10/21	at No. 1 Ohio State	L	3-44	105,267
10/28	Michigan State	W	46-21	36,444
11/4	at Minnesota	L	26-63	44,610
11/11	No. 2 Michigan	L	3-34	42,320
11/18	at Purdue	L	19-28	62,105

TEAM STATISTICS

	INDIANA	OPPONENTS
POINTS	277	394
Points Per Game	23.1	32.8
FIRST DOWNS	233	231
Rushing	83	101
Passing	124	115
Penalty	26	15
RUSHING YARDAGE	1,366	2,089
Yards Gained	1,749	2,281
Yards Lost	383	192
Rushing Att.	392	453
Average Per Rush	3.5	4.6
Average Per Game	113.8	174.1
TDs Rushing	13	22
PASSING YARDAGE	2,665	2,739
Att-Comp-Int	430-232-12	318-196-13
Average Per Pass	6.2	8.6
Average Per Catch	11.5	14.0
Average Per Game	222.1	228.2
TDs Passing	16	29
TOTAL OFFENSE	4,031	4,828
Total Plays	822	771
Average Per Play	4.9	6.3
Average Per Game	335.9	402.3
KICKOFF RETURNS-YDS.	47-1,043	37-707
PUNT RETURNS-YDS.	18-226	31-297
INTERCEPTION RETURNS-YDS.	13-232	12-182
FUMBLES-LOST	28-14	16-9
SACKS-YARDS	14-68	26-189
PENALTIES-YARDS	59-505	67-657
FG MADE-ATT	12-15	7-13
PUNTS-AVG.	66-39.6	65-40.3
TIME OF POSSESSION/GAME	29:41	30:12
3RD-DOWN CONVERSIONS	56/167	65/155
3rd-Down Pct.	34%	42%
4TH-DOWN CONVERSIONS	8/23	4/5
4th-Down Pct.	35%	80%

Rushing	No.	Yds.	Avg.	TD	LG	Avg./G
Kellen Lewis	124	441	3.6	5	62	40.1
Marcus Thigpen	98	387	3.9	2	44	32.2

Passing	Att.	Comp.	Int.	Pct.	Yds.	TD
Kellen Lewis	190	346	7	54.9	2,221	14
Blake Powers	37	70	5	52.9	386	1

Receiving	No.	Yds.	Avg.	TD	LG	Avg./G
James Hardy	51	722	14.2	10	48	72.2
James Bailey	40	401	10.0	0	38	33.4

Kicking	FGM-FGA
Austin Starr	12-15

Punting	No.	Yds.	Avg.	LG
Tyson Beattie	64	2,592	40.5	71

Punt Returns	No.	Yds.	Avg.	LG	TD
Tracy Porter	12	223	18.6	86	1

Kick Returns	No.	Yds.	Avg.	LG	TD
Marcus Thigpen	24	723	30.1	100	3

Tackles	UT	AT	TT	TFL-Yds.
Will Meyers	53	25	78	4.0-10
Troy Grosfield	42	21	63	2.0-3

Sacks	No.	Yds.
Kenny Kendal	4.0	19

Interceptions	No.	Yds.	Avg.	LG	TD
Will Meyers	5	74	14.8	37	0

2005 • 4-7 (1-7 BIG TEN)

DATE	OPPONENT	W/L	SCORE	ATTEND.
9/2	at Central Michigan	W	20-13	22,212
9/10	Nicholls State	W	35-31	27,600
9/17	Kentucky	W	38-14	40,240
10/1	at Wisconsin	L	24-41	82,330
10/8	Illinois	W	36-13	35,829
10/15	at Iowa	L	21-38	70,585
10/22	Ohio State	L	10-41	52,866
10/29	at Michigan State	L	15-46	74,063
11/5	Minnesota	L	21-42	30,656
11/12	at Michigan	L	14-41	110,580
11/19	Purdue	L	14-41	50,223

TEAM STATISTICS

	INDIANA	OPPONENTS
POINTS	248	361
Points Per Game	22.5	32.8
FIRST DOWNS	216	228
Rushing	93	116
Passing	106	96
Penalty	17	16
RUSHING YARDAGE	1,443	2,360
Yards Gained	1,769	2,655
Yards Lost	326	295
Rushing Att.	425	472
Average Per Rush	3.4	5.0
Average Per Game	131.2	214.5
TDs Rushing	9	28
PASSING YARDAGE	2,416	2,228
Att-Comp-Int	403-223-16	301-166-7
Average Per Pass	6.0	7.4
Average Per Catch	10.8	13.4
Average Per Game	219.6	202.5
TDs Passing	24	14
TOTAL OFFENSE	3,859	4,588
Total Plays	828	773
Average Per Play	4.7	5.9
Average Per Game	350.8	417.1
KICKOFF RETURNS-YDS.	31-716	27-613
PUNT RETURNS-YDS.	22-138	37-496
INTERCEPTION RETURNS-YDS.	7-155	16-122
FUMBLES-LOST	14-9	17-10
SACKS-YARDS	19-148	28-199
PENALTIES-YARDS	74-605	54-511
FG MADE-ATT	3-6	12-16
PUNTS-AVG.	77-41.2	61-37.8
TIME OF POSSESSION/GAME	30:36	29:25
3RD-DOWN CONVERSIONS	77/187	62/157
3rd-Down Pct.	41%	39%
4TH-DOWN CONVERSIONS	9/17	4/13
4th-Down Pct.	53%	31%

Rushing	No.	Yds.	Avg.	LG	TD	Avg./G
Chris Taylor	156	740	4.7	38	4	67.3
Yamar Washington	127	443	3.5	32	1	40.3

Passing	Att.	Comp.	Int.	Pct.	Yds.	TD
Blake Powers	376	212	16	56.4	2,305	22
Graeme McFarland	25	10	0	40.0	91	2

Receiving	No.	Yds.	Avg.	LG	TD	Avg./G
James Hardy	61	893	14.6	83	10	89.3
Marcus Thigpen	32	432	13.5	74	2	39.3

Kicking	FGM-FGA
Joe Kleinsmith	3-6

Punting	No.	Yds.	Avg.	LG
Tyson Beattie	75	3,124	41.7	63

Punt Returns	No.	Yds.	Avg.	LG	TD
Lance Bennett	10	66	6.6	23	0

Kick Returns	No.	Yds.	Avg.	LG	TD
Lance Bennett	24	544	22.7	86	0

Tackles	UT	AT	TT	TFL-Yds.
Kyle Killion	63	28	91	8.0-16
Will Meyers	64	20	84	7.0-21

Sacks	No.	Yds.
Victor Adeyanju	6.5	51

Interceptions	No.	Yds.	Avg.	LG	TD
Tracy Porter	3	108	36.0	63	0

T W E N T Y - E L E V E N
INDIANA FOOTBALL
 HISTORY

SEASON-BY-SEASON STATS

2004 • 3-8 (1-7 BIG TEN)

DATE	OPPONENT	W/L	SCORE	ATTEND.
9/4	Central Michigan	W	41-10	36,041
9/11	at No. 24 Oregon	W	30-24	57,550
9/18	at Kentucky	L	32-51	65,532
9/25	Michigan State	L	20-30	24,471
10/2	No. 11 Michigan	L	14-35	35,001
10/9	at Northwestern	L (2OT)	24-31	22,688
10/23	at Ohio State	L	7-30	104,538
10/30	No. 23 Minnesota	W	30-21	22,282
11/6	at Illinois	L	22-26	41,458
11/13	Penn State	L	18-22	24,092
11/20	at Purdue	L	24-63	65,137

TEAM STATISTICS	INDIANA	OPPONENTS
POINTS	268	343
Points Per Game	24.4	31.2
FIRST DOWNS	190	252
Rushing	91	105
Passing	83	131
Penalty	16	16
RUSHING YARDAGE	1,492	2,164
Yards Gained	1,922	2,441
Yards Lost	430	277
Rushing Att.	471	429
Average Per Rush	3.2	5.0
Average Per Game	135.6	196.7
TD's Rushing	13	18
PASSING YARDAGE	2,049	2,821
Att-Comp-Int	293-162-9	376-212-11
Average Per Pass	7.0	7.5
Average Per Catch	12.6	13.3
Average Per Game	186.3	256.5
TD's Passing	13	25
TOTAL OFFENSE	3,541	4,985
Total Plays	764	805
Average Per Play	4.6	6.2
Average Per Game	321.9	453.2
KICKOFF RETURNS-YDS.	27-758	28-520
PUNT RETURNS-YDS.	22-220	36-253
INTERCEPTION RETURNS-YDS.	11-234	9-53
FUMBLES-LOST	17-6	19-8
SACKS-YARDS	22-157	27-221
PENALTIES-YARDS	74-550	67-574
FG MADE-ATT	11-14	12-16
PUNTS-AVG.	74-41.6	54-40.4
TIME OF POSSESSION/GAME	31:47	28:05
3RD-DOWN CONVERSIONS	55/162	67/157
3rd-Down Pct.	34%	43%
4TH-DOWN CONVERSIONS	7/14	6/16
4th-Down Pct.	50%	38%

Rushing	No.	Yds.	Avg.	LG	TD	Avg./G
BenJarvus Green-Ellis	231	794	3.4	53	5	72.2
Chris Taylor	82	329	4.0	22	3	29.9

Passing	Att.	Comp.	Int.	Pct.	Yds.	TD
Matt LoVecchio	261	153	7	56.5	1,951	13
Blake Powers	22	9	2	40.9	98	0

Receiving	No.	Yds.	Avg.	LG	TD	Avg./G
Courtney Roby	55	810	14.7	64	7	73.6
Jahkeem Gilmore	23	308	13.4	80	2	34.2

Kicking	FGM-FGA
Bryan Robertson	11-14

Punting	No.	Yds.	Avg.	LG
Tyson Beattie	65	2,684	41.3	59

Punt Returns	No.	Yds.	Avg.	LG	TD
Lance Bennett	19	208	10.9	94	1

Kick Returns	No.	Yds.	Avg.	LG	TD
Lance Bennett	20	599	30.0	98	1

Tackles	UT	AT	TT	TFL-Yds.
Herana-Daze Jones	110	69	41	5.0-9
Kyle Killion	107	71	36	16.5-74

Sacks	No.	Yds.
Kenny Kendal	5.5	36

Interceptions	No.	Yds.	Avg.	LG	TD
Tracy Porter	3	115	38.3	96	1

2003 • 2-10 (1-7 BIG TEN)

DATE	OPPONENT	W/L	SCORE	ATTEND.
8/30	at Connecticut	L	10-34	38,109
9/6	at Washington	L	13-38	71,125
9/13	Indiana State	W	33-3	31,112
9/20	Kentucky	L	17-34	34,829
9/27	at Michigan	L	17-31	110,788
10/4	at Michigan State	L	3-31	72,398
10/11	Northwestern	L (OT)	31-37	27,213
10/25	Ohio State	L	6-35	51,240
11/1	at Minnesota	L	7-55	45,398
11/8	Illinois	W	17-14	24,102
11/15	at Penn State	L	7-52	106,465
11/22	Purdue	L	16-24	41,404

TEAM STATISTICS	INDIANA	OPPONENTS
POINTS	177	388
Points Per Game	14.8	32.3
TOTAL FIRST DOWNS	234	268
Rushing	121	143
Passing	99	112
Penalty	14	13
RUSHING YARDAGE	1,863	2,311
Yards Gained	2,265	2,539
Yards Lost	402	228
Rushing Att.	555	508
Average Per Rush	3.4	4.5
Average Per Game	155.2	192.6
TD's Rushing	15	23
PASSING YARDAGE	1,998	2,845
Att-Comp-Int	330-174-9	316-212-9
Average Per Pass	6.1	9.0
Average Per Catch	11.5	13.4
Average Per Game	166.5	237.1
TD's Passing	4	24
TOTAL OFFENSE	3,861	5,156
Total Plays	885	824
Average Per Play	4.4	6.3
Average Per Game	321.8	429.7
KICKOFF RETURNS-YDS.	38-774	32-503
PUNT RETURNS-YDS.	29-276	32-382
INTERCEPTION RETURNS-YDS.	9-56	9-110
FUMBLES-LOST	21-8	18-11
SACKS-YARDS	17-106	40-250
PENALTIES-YDS.	61-508	88-688
FG MADE-ATT	12-19	9-14
PUNTS-AVG.	69-40.2	49-42.0
TIME OF POSSESSION/GAME	30:30	29:20
3RD-DOWN CONVERSIONS	70/195	70/155
3rd-Down Pct.	35.9	45.2
4TH-DOWN CONVERSIONS	17/34	11/17
4th-Down Pct.	50.0	64.7

Rushing	No.	Yds.	Avg.	LG	TD	Avg./G
BenJarvus Green-Ellis	225	938	4.2	39	7	78.2
Chris Taylor	116	464	4.0	39	3	46.4
Brian Lewis	90	398	4.4	42	3	66.3

Passing	Att.	Comp.	Int.	Pct.	Yds.	TD
Matt LoVecchio	291	155	9	53.3	1,778	3
Graeme McFarland	36	18	0	50.0	206	1

Receiving	No.	Yds.	Avg.	LG	TD	Avg./G
Courtney Roby	45	504	11.2	55	0	45.8
Glenn Johnson	36	436	12.1	39	2	39.6

Kicking	FGM-FGA
Bryan Robertson	12-18

Punting	No.	Yds.	Avg.	LG
Tyson Beattie	68	2,773	40.8	80

Punt Returns	No.	Yds.	Avg.	LG	TD
Glenn Johnson	17	136	8.0	18	0

Kick Returns	No.	Yds.	Avg.	LG	TD
Lance Bennett	18	405	22.5	70	0

Tackles	UT	AT	TT	TFL-Yds.
Kyle Killion	65	32	97	7.0-17
Herana-Daze Jones	68	28	96	3.0-10

Sacks	No.	Yds.
Jodie Clemons	6.0	31

Interceptions	No.	Yds.	Avg.	LG	TD
Herana-Daze Jones	2	1	0.5	1	0
Cedric Henry	2	4	2.0	3	0

T W E N T Y - E L E V E N
INDIANA FOOTBALL
 HISTORY

SEASON-BY-SEASON STATS

2002 • 3-9 (1-7 BIG TEN)

DATE	OPPONENT	W/L	SCORE	ATTEND.
8/31	William & Mary	W	25-17	33,427
9/7	at Utah	L	13-40	33,419
9/14	at Kentucky	L	17-27	70,347
9/21	Central Michigan	W	39-29	32,740
9/28	at Ohio State	L	17-45	104,194
10/12	Wisconsin	W	32-29	31,156
10/19	Iowa	L	8-24	33,458
10/26	at Illinois	L	14-45	50,295
11/2	at Northwestern	L	37-41	25,077
11/9	Michigan State	L	21-56	29,253
11/16	Penn State	L	25-58	27,454
11/23	at Purdue	L	10-34	59,114

TEAM STATISTICS	INDIANA	OPPONENTS
POINTS	258	445
Points Per Game	23.5	40.5
TOTAL FIRST DOWNS	233	265
Rushing	85	147
Passing	137	105
Penalty	11	16
RUSHING YARDAGE	1,398	2,820
Yards Gained	1,682	3,186
Yards Lost	284	366
Rushing Att.	434	522
Average Per Rush	3.2	5.4
Average Per Game	116.5	235.0
TDs Rushing	12	33
PASSING YARDAGE	3,020	2,289
Att-Comp-Int	446-228-21	335-202-8
Average Per Pass	6.8	6.8
Average Per Catch	13.2	11.3
Average Per Game	251.7	190.8
TDs Passing	18	23
TOTAL OFFENSE	4,418	5,109
Total Plays	880	857
Average Per Play	5.0	6.0
Average Per Game	368.2	425.8
KICKOFF RETURNS-YDS.	56-1,109	33-749
PUNT RETURNS-YDS.	25-163	27-228
INTERCEPTION RETURNS-YDS.	8-123	21-340
FUMBLES-LOST	18-8	23-9
SACKS-YARDS	15-111	29-176
PENALTIES/YARDS	58-565	68-602
FG MADE-ATT	13-9	15-18
PUNTS-AVG.	59-37.5	45-38.7
TIME OF POSSESSION/GAME	29:24	30:15
3RD-DOWN CONVERSIONS	86/195	68/163
3rd-Down Pct.	44.1	41.7
4TH-DOWN CONVERSIONS	10/27	13/24
4th-Down Pct.	37.0	54.2

Rushing	No.	Yds.	Avg.	LG	TD	Avg./G
Yamar Washington	174	688	4.0	26	9	62.5
Brian Lewis	104	458	4.4	32	0	76.3
Chris Taylor	48	229	4.8	26	2	38.2

Passing	Att.	Comp.	Int.	Pct.	Yds.	TD
Gibran Hamdan	293	152	14	51.9	2,215	9
Tommy Jones	152	75	7	49.3	879	9

Receiving	No.	Yds.	Avg.	LG	TD	Avg./G
Courtney Roby	59	1,039	17.6	76	4	86.6
Glenn Johnson	53	837	15.8	66	5	69.8

Kicking	FGM-FGA
Bryan Robertson	9-13

Punting	No.	Yds.	Avg.	LG
Ryan Hamre	58	2,214	38.2	54

Punt Returns	No.	Yds.	Avg.	LG	TD
Glenn Johnson	25	163	6.5	34	0

Kick Returns	No.	Yds.	Avg.	LG	TD
A.C. Carter	36	732	20.3	85	0

Tackles	UT	AT	TT	TFL-Yds.
John Kerr	75	39	114	6.0-18
Herana-Daze Jones	74	34	108	7.5-18

Sacks	No.	Yds.
Kris Dielman	5.0	46

Interceptions	No.	Yds.	Avg.	LG	TD
Damien Jones	3	11	3.7	11	0
Joe Gonzalez	2	46	23.0	36	1

2001 • 5-6 (4-4 BIG TEN)

DATE	OPPONENT	W/L	SCORE	ATTEND.
9/6	at North Carolina State	L	14-35	51,500
9/22	Utah	L	26-28	26,591
9/29	Ohio State	L	14-27	48,577
10/6	at Wisconsin	W	63-32	79,264
10/13	Illinois	L	14-35	31,116
10/20	at Iowa	L	28-42	68,295
11/3	Northwestern	W	56-21	26,213
11/10	at Michigan State	W	37-28	73,990
11/17	at Penn State	L	14-28	106,527
11/24	Purdue	W	13-7	36,685
12/1	Kentucky	W	26-15	26,449

TEAM STATISTICS	INDIANA	OPPONENTS
POINTS	305	298
Points Per Game	27.7	27.1
FIRST DOWNS	253	241
Rushing	152	89
Passing	85	136
Penalty	16	16
RUSHING YARDAGE	2,964	1,586
Yards Gained	3,224	1,846
Yards Lost	260	260
Rushing Att.	541	408
Average Per Rush	5.5	3.9
Average Per Game	269.5	144.2
TDs Rushing	33	18
PASSING YARDAGE	1,824	2,746
Att-Comp-Int	264-137-5	362-227-9
Average Per Pass	6.9	7.6
Average Per Catch	13.3	12.1
Average Per Game	165.8	249.6
TDs Passing	10	21
TOTAL OFFENSE	4,788	4,332
Total Plays	805	770
Average Per Play	5.9	5.6
Average Per Game	435.3	393.8
KICKOFF RETURNS-YDS.	37-812	29-535
PUNT RETURNS-YDS.	18-206	20-165
INTERCEPTION RETURNS-YDS.	9-114	5-97
FUMBLES-LOST	16-7	24-10
SACKS-YARDS	21-132	9-41
PENALTIES-YARDS	77-628	65-551
FG MADE-ATT	2-9	4-9
PUNTS-AVG.	45-30.7	49-39.6
TIME OF POSSESSION/GAME	31:29	28:31
3RD-DOWN CONVERSIONS	74/158	74/152
3rd-Down Pct.	46.8	48.7
4TH-DOWN CONVERSIONS	12/24	10/16
4th-Down Pct.	50.0	62.5

Rushing	No.	Yds.	Avg.	LG	TD	Avg./G
Levron Williams	212	1,401	6.6	80	17	127.4
Antwaan Randle El	188	964	5.1	57	8	87.6
Jeremi Johnson	95	546	5.7	27	7	49.6

Passing	Att.	Comp.	Int.	Pct.	Yds.	TD
Antwaan Randle El	231	118	5	51.1	1,664	9
Tommy Jones	31	18	0	58.1	163	1

Receiving	No.	Yds.	Avg.	LG	TD	Avg./G
Levron Williams	26	289	11.1	44	2	26.3
Glenn Johnson	21	229	10.9	26	1	20.8
Henry Frazier	16	271	16.9	47	2	24.6

Kicking	FGM-FGA
Adam Braucher	1-6
Bryan Robertson	1-3

Punting	No.	Yds.	Avg.	LG
J.R. Drummond	17	590	34.7	49

Punt Returns	No.	Yds.	Avg.	LG	TD
Antwaan Randle El	16	149	9.3	17	0

Kick Returns	No.	Yds.	Avg.	LG	TD
Levron Williams	21	511	24.3	49	0

Tackles	UT	AT	TT	TFL-Yds.
Justin Smith	80	19	99	11-18

Sacks	No.	Yds.
Kemp Rassmussen	6.5	43

Interceptions	No.	Yds.	Avg.	LG	TD
Marcus Floyd	3	49	16.3	40	0

T W E N T Y - E L E V E N
INDIANA FOOTBALL
HISTORY

SEASON-BY-SEASON STATS

2000 • 3-8 (2-6 BIG TEN)

DATE	OPPONENT	W/L	SCORE	ATTEND.
9/9	North Carolina State	L	38-41	32,728
9/16	at Kentucky	L	34-41	70,776
9/23	Cincinnati	W	42-6	30,249
9/30	Iowa	W	45-33	31,225
10/7	at Northwestern	L	33-52	30,201
10/14	at Michigan	L	0-58	110,909
10/21	Minnesota	W	51-43	30,882
10/28	vs. Penn State	L	24-27	43,122
11/4	at Illinois	L	35-42	54,283
11/11	Wisconsin	L	22-43	30,469
11/18	at Purdue	L	13-41	69,104

TEAM STATISTICS	INDIANA	OPPONENTS
POINTS	337	427
Points Per Game	30.6	38.5
TOTAL FIRST DOWNS	257	270
Rushing	148	123
Passing	83	130
Penalty	26	17
RUSHING YARDAGE	2,934	2,052
Yards Gained	3,220	2,260
Yards Lost	286	210
Rushing Att.	503	432
Average Per Rush	5.8	4.8
Average Per Game	266.7	186.5
TDs Rushing	34	24
PASSING YARDAGE	1,900	2,980
Att-Comp-Int	298-141-15	371-240-4
Average Per Pass	6.4	8.0
Average Per Catch	13.5	12.4
Average Per Game	172.7	270.9
TDs Passing	11	25
TOTAL OFFENSE	4,834	5,032
Total Plays	801	803
Average Per Play	6.0	6.3
Average Per Game	439.5	457.5
KICKOFF RETURNS-YDS.	62-1,216	47-1,106
PUNT RETURNS-YDS.	14-116	20-280
INTERCEPTION RETURNS-YDS.	4-77	15-137
FUMBLES-LOST	20-15	20-10
SACKS-YARDS	18-96	9-59
PENALTIES-YARDS	72-612	86-699
FG MADE-ATT	9-12	17-20
PUNTS-AVG.	41-33.0	41-39.6
TIME OF POSSESSION/GAME	30:33	29:27
3RD-DOWN CONVERSIONS	67/148	79/155
3rd-Down Pct.	45.3	51.0
4TH-DOWN CONVERSIONS	9/21	7/11
4th-Down Pct.	42.9	63.6

Rushing	No.	Yds.	Avg.	LG	TD	Avg./G
Antwaan Randle El	218	1,270	5.8	62	13	115.5
Levron Williams	116	821	7.1	56	10	82.1
Brian Lewis	67	373	5.6	43	3	33.9

Passing	Att.	Comp.	Int.	Pct.	Yds.	TD
Antwaan Randle El	277	133	14	48.0	1,783	10
Tommy Jones	16	6	1	37.5	57	0
Gibran Hamdan	5	2	0	40.0	60	1

Receiving	No.	Yds.	Avg.	LG	TD	Avg./G
Versie Gaddis	29	554	19.1	70	3	50.4
Jerry Dorsey	27	514	19.0	57	3	46.7

Kicking	FGM-FGA
Andy Payne	9-12

Punting	No.	Yds.	Avg.	LG
Ryan Hamre	16	599	37.4	51

Punt Returns	No.	Yds.	Avg.	LG	TD
Derin Graham	12	88	7.3	14	0

Kick Returns	No.	Yds.	Avg.	LG	TD
Derin Graham	38	897	23.6	86	0

Tackles	UT	AT	TT	TFL-Yds.
Johnny Anderson	69	43	92	2-3
Justin Smith	54	20	74	14-68

Sacks	No.	Yds.
Justin Smith	6	44

Interceptions	No.	Yds.	Avg.	LG	TD
Sharrod Wallace	2	15	7.5	15	0

1999 • 4-7 (3-5 BIG TEN)

DATE	OPPONENT	W/L	SCORE	ATTEND.
9/4	Ball State	W	21-9	32,728
9/11	North Carolina	L	30-42	30,249
9/18	Kentucky	L	35-44	39,146
9/25	at Penn State	L	24-45	96,696
10/2	Illinois	W (OT)	34-31	30,381
10/9	Northwestern	W	34-17	30,101
10/16	at Wisconsin	L	0-59	78,243
10/23	at Iowa	W	38-31	63,777
10/30	Michigan	L	31-34	41,516
11/13	at Minnesota	L	20-44	47,852
11/20	Purdue	L	24-30	51,344

TEAM STATISTICS	INDIANA	OPPONENTS
POINTS	291	386
Points Per Game	26.5	35.1
TOTAL FIRST DOWNS	234	256
Rushing	121	130
Passing	95	117
Penalty	18	9
RUSHING YARDAGE	2,105	2,322
Yards Gained	2,421	2,570
Yards Lost	316	248
Rushing Att.	482	497
Average Per Rush	4.4	4.7
Average Per Game	191.4	211.1
TDs Rushing	20	28
PASSING YARDAGE	2,360	2,409
Att-Comp-Int	289-155-8	315-189-10
Average Per Pass	8.2	7.6
Average Per Catch	15.2	12.8
Average Per Game	214.5	219.0
TDs Passing	17	14
TOTAL OFFENSE	4,465	4,731
Total Plays	771	812
Average Per Play	5.8	5.8
Average Per Game	405.9	430.1
KICKOFF RETURNS-YDS.	46-860	42-799
PUNT RETURNS-YDS.	14-116	31-405
INTERCEPTION RETURNS-YDS.	10-49	8-294
FUMBLES-LOST	16-9	15-8
SACKS-YARDS	23-123	19-106
PENALTIES-YARDS	54-424	74-601
FG MADE-ATT	9-12	18-23
PUNTS-AVG.	54-42.3	41-43.8
TIME OF POSSESSION/GAME	28:50	31:10
3RD-DOWN CONVERSIONS	60/152	70/154
3rd-Down Pct.	39.5	45.5
4TH-DOWN CONVERSIONS	13/24	10/14
4th-Down Pct.	54.2	71.4

Rushing	No.	Yds.	Avg.	LG	TD	Avg./G
Levron Williams	118	817	6.9	56	4	74.3
Antwaan Randle El	224	788	3.5	30	13	71.6
Jeremi Johnson	69	282	4.1	22	2	25.6

Passing	Att.	Comp.	Int.	Pct.	Yds.	TD
Antwaan Randle El	279	150	7	53.8	2,277	17
Tommy Jones	9	4	1	44.4	77	0

Receiving	No.	Yds.	Avg.	LG	TD	Avg./G
Versie Gaddis	35	633	18.1	81	3	57.5
Levron Williams	33	360	10.9	49	3	32.7
Jerry Dorsey	31	602	19.4	70	6	54.7

Kicking	FGM-FGA
Andy Payne	9-12

Punting	No.	Yds.	Avg.	LG
Drew Hagan	44	1,971	44.8	63

Punt Returns	No.	Yds.	Avg.	LG	TD
Derin Graham	14	116	8.3	17	0

Kick Returns	No.	Yds.	Avg.	LG	TD
Derin Graham	25	548	21.9	90	1

Tackles	UT	AT	TT	TFL-Yds.
Justin Smith	64	25	89	4-6
Michael McGrath	56	21	77	1-1

Sacks	No.	Yds.
Adewale Ogunleye	8	46

Interceptions	No.	Yds.	Avg.	LG	TD
Michael McGrath	3	12	4.0	10	0

T W E N T Y - E L E V E N
INDIANA FOOTBALL
 HISTORY

SEASON-BY-SEASON STATS

1998 • 4-7 (2-6 BIG TEN)

DATE	OPPONENT	W/L	SCORE	ATTEND.
9/12	Western Michigan	W	45-30	31,238
9/19	at Kentucky	L	27-31	57,788
9/26	at Cincinnati	W	48-14	32,117
10/3	Wisconsin	L	20-24	32,328
10/10	at Michigan State	L (2OT)	31-38	73,425
10/17	Iowa	W	14-7	36,598
10/24	at Michigan	L	10-21	110,863
10/31	Ohio State	L	7-38	52,049
11/7	at Illinois	L	16-31	31,388
11/14	Minnesota	W	20-19	30,049
11/21	at Purdue	L	7-52	68,512

TEAM STATISTICS	INDIANA	OPPONENTS
POINTS	245	305
Points Per Game	21.7	26.4
TOTAL FIRST DOWNS	212	231
Rushing	117	91
Passing	83	127
Penalty	12	13
RUSHING YARDAGE	2,150	1,625
Yards Gained	2,427	1,947
Yards Lost	277	322
Rushing Att.	495	430
Average Per Rush	4.3	3.8
Average Per Game	195.5	147.7
TDs Rushing	20	15
PASSING YARDAGE	1,853	2,673
Att-Comp-Int	285-134-13	373-236-19
Average Per Pass	6.5	7.2
Average Per Catch	13.8	11.3
Average Per Game	168.5	243.0
TDs Passing	8	22
TOTAL OFFENSE	4,003	4,298
Total Plays	780	830
Average Per Play	5.1	5.4
Average Per Game	363.9	390.7
KICKOFF RETURNS-YDS.	39-799	40-814
PUNT RETURNS-YDS.	22-88	21-212
INTERCEPTION RETURNS-YDS.	19-113	13-186
FUMBLES-LOST	17-11	17-8
SACKS-YARDS	24-200	21-118
PENALTIES-YARDS	61-256	70-643
FG MADE-ATT	10-12	9-16
PUNTS-AVG.	62-36.1	53-41.1
TIME OF POSSESSION/GAME	29:44	30:16
3RD-DOWN CONVERSIONS	63/165	72/159
3rd-Down Pct.	38.2	45.3
4TH-DOWN CONVERSIONS	7/20	7/17
4th-Down Pct.	35.0	41.2

Rushing	No.	Yds.	Avg.	LG	TD	Avg./G
Antwaan Randle El	227	873	3.8	50	10	79.4
Frankie Franklin	69	386	5.6	59	2	42.9
Chris Gall	74	329	4.4	53	7	29.9

Passing	Att.	Comp.	Int.	Pct.	Yds.	TD
Antwaan Randle El	273	127	11	46.5	1,745	6
Jay Rodgers	9	5	2	55.6	54	1

Receiving	No.	Yds.	Avg.	LG	TD	Avg./G
Trevor Browning	47	764	16.3	47	2	69.5
Chris Gall	30	243	8.1	26	1	22.1
Levron Williams	15	323	21.5	43	2	35.9

Kicking	FGM-FGA
Andy Payne	10-12

Punting	No.	Yds.	Avg.	LG
Drew Hagan	61	2,201	36.2	72

Punt Returns	No.	Yds.	Avg.	LG	TD
Derin Graham	13	62	4.8	23	0

Kick Returns	No.	Yds.	Avg.	LG	TD
Derin Graham	30	643	21.4	100	1

Tackles	UT	AT	TT	TFL-Yds.
Jabar Robinson	67	50	117	5-5

Sacks	No.	Yds.
Adewale Ogunleye	8	68

Interceptions	No.	Yds.	Avg.	LG	TD
Jabar Robinson	5	53	10.6	24	0
Greg Yeldell	5	23	4.6	19	0

1997 • 2-9 (1-7 BIG TEN)

DATE	OPPONENT	W/L	SCORE	ATTEND.
9/6	at North Carolina	L	6-23	57,800
9/13	Ball State	W	33-6	38,006
9/20	Kentucky	L	7-49	41,149
9/27	at Wisconsin	L	26-27	78,211
10/4	Michigan	L	0-37	42,240
10/11	Michigan State	L	6-38	35,082
10/18	at Ohio State	L	0-31	92,368
10/25	at Iowa	L	0-62	69,185
11/1	Illinois	W	23-6	32,705
11/15	at Minnesota	L	12-24	33,905
11/22	Purdue	L	7-56	46,599

TEAM STATISTICS	INDIANA	OPPONENTS
POINTS	120	359
Points Per Game	10.9	32.6
TOTAL FIRST DOWNS	168	228
Rushing	53	99
Passing	100	116
Penalty	15	13
RUSHING YARDAGE	999	1,990
Yards Gained	1,322	2,337
Yards Lost	323	347
Rushing Att.	390	447
Average Per Rush	2.6	4.5
Average Per Game	90.8	180.9
TDs Rushing	4	19
PASSING YARDAGE	2,351	2,554
Att-Comp-Int	367-209-19	326-184-14
Average Per Pass	6.4	7.8
Average Per Catch	11.2	13.9
Average Per Game	213.7	232.2
TDs Passing	6	20
TOTAL OFFENSE	3,350	4,544
Total Plays	757	773
Average Per Play	4.4	5.9
Average Per Game	304.5	413.1
KICKOFF RETURNS-YDS.	46-877	29-555
PUNT RETURNS-YDS.	23-176	39-450
INTERCEPTION RETURNS-YDS.	14-268	19-348
FUMBLES-LOST	19-11	18-7
SACKS-YARDS	25-179	31-211
PENALTIES-YARDS	68-581	69-590
FG MADE-ATT	15-22	13-17
PUNTS-AVG.	67-41.6	55-41.1
TIME OF POSSESSION/GAME	30:37	29:15
3RD-DOWN CONVERSIONS	50/172	67/163
3rd-Down Pct.	29.1	41.1
4TH-DOWN CONVERSIONS	7/24	8/14
4th-Down Pct.	29.2	57.1

Rushing	No.	Yds.	Avg.	LG	TD
DeWayne Hogan	149	506	3.4	35	4
Jason Spear	103	335	3.3	53	0
Glynn Johnson	37	162	4.4	25	0

Passing	Att.	Comp.	Int.	Pct.	Yds.	TD
Jay Rodgers	330	192	14	58.2	2,156	6

Receiving	No.	Yds.	Avg.	LG	TD
Chris Gall	54	422	7.8	32	2
Jason Spear	33	289	8.8	51	0
O.J. Conner	28	520	18.6	43	2

Kicking	FGM-FGA
Andy Payne	15-22

Punting	No.	Yds.	Avg.	LG
Alan Sutkowski	66	2,784	42.2	72

Punt Returns	No.	Yds.	Avg.	LG	TD
Joey Eloms	21	173	8.2	35	0

Kick Returns	No.	Yds.	Avg.	LG	TD
Joey Eloms	20	499	25.0	47	0

Tackles	UT	AT	TT	TFL-Yds.
Jabar Robinson	66	35	101	12-30

Sacks	No.	Yds.
Adewale Ogunleye	10	64

Interceptions	No.	Yds.	Avg.	LG	TD
Kywin Supernaw	3	120	40.0	90	1
Joey Eloms	3	46	15.3	42	0

T W E N T Y - E L E V E N
INDIANA FOOTBALL
 HISTORY

SEASON-BY-SEASON STATS

1996 • 3-8 (1-7 BIG TEN)

DATE	OPPONENT	W/L	SCORE	ATTEND.
9/7	at Toledo	W	40-6	25,540
9/14	Miami (Ohio)	W	21-14	31,584
9/21	at Kentucky	L	0-3	40,500
9/28	Northwestern	L	17-35	36,714
10/5	at Illinois (2OT)	L	43-46	55,534
10/12	Iowa	L	10-31	37,154
10/19	at Michigan	L	20-27	106,088
10/26	Penn State	L	26-48	37,584
11/9	at Michigan State	L	15-38	64,719
11/16	Ohio State	L	17-27	49,271
11/23	at Purdue	W	33-16	50,750

TEAM STATISTICS	INDIANA	OPPONENTS
POINTS	242	291
Points Per Game	22.0	26.5
TOTAL FIRST DOWNS	166	213
Rushing	90	102
Passing	64	98
Penalty	12	13
RUSHING YARDAGE	1,557	1,741
Yards Gained	1,927	2,090
Yards Lost	370	349
Rushing Att.	467	480
Average Per Rush	3.3	3.6
Average Per Game	141.5	158.3
TDs Rushing	20	18
PASSING YARDAGE	1,635	2,170
Att-Comp-Int	282-144-16	305-158-17
Average Per Pass	5.8	7.1
Average Per Catch	11.4	13.7
Average Per Game	148.6	197.3
TDs Passing	4	14
TOTAL OFFENSE	3,192	3,911
Total Plays	749	785
Average Per Play	4.3	5.0
Average Per Game	290.2	355.5
KICKOFF RETURNS-YDS.	32-639	41-885
PUNT RETURNS-YDS.	26-234	30-179
INTERCEPTION RETURNS-YDS.	17-292	16-246
FUMBLES-LOST	14-11	17-11
SACKS-YARDS	23-177	28-199
PENALTIES-YARDS	70-576	57-429
FG ATT-MADE	13-20	10-15
PUNTS-AVG.	69-41.2	59-37.4
TIME OF POSSESSION/GAME	30:55	29:05
3RD-DOWN CONVERSIONS	53/165	62/164
3rd-Down Pct.	32.1	37.8
4TH-DOWN CONVERSIONS	13/19	6/14
4th-Down Pct.	68.4	42.9

Rushing	No.	Yds.	Avg.	LG	TD	Avg./G
Alex Smith	292	1,248	4.3	72	8	124.8
Jason Spear	59	226	3.8	32	4	20.5

Passing	Att.	Comp.	Int.	Pct.	Yds.	TD
Chris Dittoe	159	83	6	52.2	1,035	3
Jay Rodgers	123	61	10	49.6	600	1

Receiving	No.	Yds.	Avg.	LG	TD	Avg./G
Dorian Wilkerson	40	490	12.2	43	1	44.5
Ajamu Stoner	33	417	12.6	62	2	37.9

Kicking	FGM-FGA
Bill Manolopoulos	13-20

Punting	No.	Yds.	Avg.	LG
Alan Sutkowski	65	2,816	43.3	68

Punt Returns	No.	Yds.	Avg.	LG	TD
Nathan Davis	1	51	51.0	51	1
Ajamu Stoner	19	80	4.2	17	0

Kick Returns	No.	Yds.	Avg.	LG	TD
Joey Eloms	4	90	22.5	32	0

Tackles	UT	AT	TT	TFL-Yds.
Jamie Baisley	71	34	105	8-29
Aaron Warnecke	66	30	96	3-7

Sacks	No.	Yds.
Adewale Ogunleye	8.5	69

Interceptions	No.	Yds.	Avg.	LG	TD
Eric Allen	5	120	24.0	42	2
Jabar Robinson	3	45	15.0	35	0

1995 • 2-9 (0-8 BIG TEN)

DATE	OPPONENT	W/L	SCORE	ATTEND.
9/9	Western Michigan	W	24-10	30,856
9/16	Kentucky	L	10-17	37,225
9/23	Southern Mississippi	W	27-26	31,216
9/30	at Northwestern	L	7-31	29,223
10/7	Illinois	L	10-17	38,098
10/14	at Iowa	L	13-22	69,520
10/21	Michigan	L	17-34	44,623
10/28	at Penn State	L	21-45	96,391
11/11	Michigan State	L	13-31	24,027
11/18	at Ohio State	L	3-42	92,352
11/25	Purdue	L	14-51	34,029

TEAM STATISTICS	INDIANA	OPPONENTS
POINTS	159	326
Points Per Game	14.5	29.6
FIRST DOWNS	211	192
Rushing	109	100
Passing	82	78
Penalty	20	14
RUSHING YARDAGE	1,440	2,168
Yards Gained	1,916	2,484
Yards Lost	476	316
Rushing Att.	487	477
Average Per Rush	3.0	4.5
Average Per Game	130.9	197.1
TDs Rushing	13	21
PASSING YARDAGE	1,883	1,537
Att-Comp-Int	350-178-14	225-129-9
Average Per Pass	5.4	6.8
Average Per Catch	10.6	11.9
Average Per Game	171.2	139.7
TDs Passing	4	14
TOTAL OFFENSE	3,323	3,705
Total Plays	837	702
Average Per Play	4.0	5.3
Average Per Game	302.1	336.8
KICKOFF RETURNS-YDS.	45-879	27-589
PUNT RETURNS-YDS.	72-2,893	64-2,570
INTERCEPTION RETURNS-YDS.	9-91	14-260
FUMBLES-LOST	32-18	13-4
SACKS-YARDS	21-146	39-279
PENALTIES-YARDS	70-568	81-735
FG MADE-ATT	9-14	11-16
PUNTS-AVG.	72-40.2	64-40.2
TIME OF POSSESSION/GAME	31:26	28:34
3RD-DOWN CONVERSIONS	66/183	54/145
3rd-Down Pct.	36.1	37.2
4TH-DOWN CONVERSIONS	10/24	3/10
4th-Down Pct.	68.8	53.8

Rushing	No.	Yds.	Avg.	LG	TD	Avg./G
Alex Smith	166	769	4.6	81	3	128.2
Sean Glover	120	395	3.3	19	3	35.9
Michael Batts	49	163	3.3	17	1	32.6

Passing	Att.	Comp.	Int.	Pct.	Yds.	TD
Chris Dittoe	196	102	6	52.0	1,214	3

Receiving	No.	Yds.	Avg.	LG	TD	Avg./G
Sean Glover	33	239	7.2	29	0	21.7
Ajamu Stoner	29	412	14.2	65	1	37.5
Eric Matthews	29	371	12.8	64	1	46.4

Kicking	FGM-FGA
Bill Manolopoulos	9-12

Punting	No.	Yds.	Avg.	LG
Alan Sutkowski	67	2,819	42.1	71

Punt Returns	No.	Yds.	Avg.	LG	TD
Ajamu Stoner	26	112	4.3	14	0

Kick Returns	No.	Yds.	Avg.	LG	TD
Ajamu Stoner	6	142	23.7	68	0
Eric Matthews	8	171	21.4	31	0

Tackles	UT	AT	TT	TFL-Yds.
Aaron Warnecke	74	25	99	5-21

Sacks	No.	Yds.
Nathan Davis	6	38

Interceptions	No.	Yds.	Avg.	LG	TD
Joey Eloms	4	30	7.5	30	1

T W E N T Y - E L E V E N
INDIANA FOOTBALL
 HISTORY

SEASON-BY-SEASON STATS

1994 • 7-4 (4-4 BIG TEN)

DATE	OPPONENT	W/L	SCORE	ATTEND.
9/3	Cincinnati	W	28-3	31,284
9/10	Miami (Ohio)	W	35-14	33,489
9/17	at Kentucky	W	59-29	57,825
9/24	at Wisconsin	L	13-62	77,745
10/1	Minnesota	W	25-14	38,195
10/8	at Iowa	W	27-20	67,138
10/22	Northwestern	L	7-20	39,208
10/29	at Michigan State	L	21-27#	60,773
11/5	Penn State	L	29-35	47,754
11/12	Ohio State	L	17-32	44,672
11/19	at Purdue	W	33-29	62,839

- game later forfeited to Indiana

TEAM STATISTICS

	INDIANA	OPPONENTS
POINTS	294	285
Points Per Game	26.7	25.9
FIRST DOWNS	230	219
Rushing	141	112
Passing	74	100
Penalty	15	7
RUSHING YARDAGE	2,448	2,164
Yards Gained	2,693	2,384
Yards Lost	245	220
Rushing Att.	502	444
Average Per Rush	4.9	4.9
Average Per Game	222.5	196.7
TDs Rushing	25	21
PASSING YARDAGE	1,644	2,140
Att-Comp-Int	284-155-6	289-163-16
Average Per Pass	5.8	7.4
Average Per Catch	10.6	13.1
Average Per Game	149.5	194.5
TDs Passing	12	14
TOTAL OFFENSE	4,092	4,304
Total Plays	786	733
Average Per Play	5.2	5.9
Average Per Game	372.0	391.3
KICKOFF RETURNS-YDS.	32-653	44-1,010
PUNT RETURNS-YDS.	30-209	25-262
INTERCEPTION RETURNS-YDS.	16-275	6-46
FUMBLES-LOST	20-11	12-9
SACKS-YARDS	12-97	22-133
PENALTIES-YARDS	62-475	68-596
FG MADE-ATT	6-11	8-15
PUNTS-AVG.	57-40.8	47-40.7
TIME OF POSSESSION/GAME	31:51	28:09
3RD-DOWN CONVERSIONS	66/183	54/145
3rd-Down Pct.	36.1	37.2
4TH-DOWN CONVERSIONS	11/16	7/13
4th-Down Pct.	68.8	53.8

Rushing	No.	Yds.	Avg.	LG	TD	Avg./G
Alex Smith	265	1,475	5.6	66	10	134.1
Jermaine Chaney	49	330	6.7	50	1	47.1
Brett Law	39	219	5.6	20	3	31.3

Passing	Att.	Comp.	Int.	Pct.	Yds.	TD
Chris Dittoe	107	58	1	54.2	631	6
John Paci	176	96	5	54.5	996	6

Receiving	No.	Yds.	Avg.	LG	TD	Avg./G
Eddie Baety	45	559	12.4	30	4	50.8
Ajamu Stoner	29	409	14.1	56	4	37.2
Alex Smith	17	115	6.8	37	0	10.5

Kicking	FGM-FGA
Bill Manolopoulos	6-11

Punting	No.	Yds.	Avg.	LG
Jim DiGuilio	57	2,326	40.8	59

Punt Returns	No.	Yds.	Avg.	LG	TD
Eddie Baety	29	204	7.0	28	0

Kick Returns	No.	Yds.	Avg.	LG	TD
Eric Matthews	15	334	22.3	39	0

Tackles	UT	AT	TT	TFL-Yds.
Alfonzo Thurman	63	30	93	7-16

Sacks	No.	Yds.
Nathan Davis	3	19

Interceptions	No.	Yds.	Avg.	LG	TD
Eric Smedley	4	48	12.0	47	1

1993 • 8-4 (5-3 BIG TEN)

DATE	OPPONENT	W/L	SCORE	ATTEND.
9/4	Toledo	W	27-0	30,327
9/11	Northern Illinois	W	28-10	30,920
9/18	Kentucky	W	24-8	43,545
9/25	Wisconsin	L	15-27	34,306
10/2	at Minnesota	W	23-19	33,315
10/9	Iowa	W	16-10	40,066
10/23	Northwestern	W	24-0	39,251
10/30	Michigan State	W	10-0	40,110
11/6	at Penn State	L	31-38	91,000
11/13	at Ohio State	L	17-23	93,741
11/20	Purdue	W	24-17	48,429
12/31	vs. Virginia Tech	L	20-45	33,819

TEAM STATISTICS

	INDIANA	OPPONENTS
POINTS	259	197
Points Per Game	21.6	16.4
FIRST DOWNS	201	202
Rushing	102	92
Passing	80	98
Penalty	19	12
RUSHING YARDAGE	1,662	1,657
Yards Gained	2,054	2,062
Yards Lost	392	4-5
Rushing Att.	512	492
Average Per Rush	3.3	3.4
Average Per Game	138.5	138.1
TDs Rushing	17	10
PASSING YARDAGE	2,156	1,997
Att-Comp-Int	310-158-8	336-183-14
Average Per Pass	7.0	5.9
Average Per Catch	13.6	10.9
Average Per Game	179.7	166.4
TDs Passing	10	12
TOTAL OFFENSE	3,818	3,654
Total Plays	821	828
Average Per Play	4.7	4.4
Average Per Game	318.2	304.5
KICKOFF RETURNS-YDS.	30-694	44-877
PUNT RETURNS-YDS.	46-366	31-243
INTERCEPTION RETURNS-YDS.	14-133	8-69
FUMBLES-LOST	17-9	29-13
SACKS-YARDS	35-227	29-173
PENALTIES-YARDS	57-468	77-596
FG MADE-ATT	16-22	10-17
PUNTS-AVG.	71-40.0	72-38.6
TIME OF POSSESSION/GAME	29:47	30:08
3RD-DOWN CONVERSIONS	75/187	63/178
3rd-Down Pct.	40.1	35.4
4TH-DOWN CONVERSIONS	8/17	7/17
4th-Down Pct.	47.1	41.1

Rushing	No.	Yds.	Avg.	LG	TD	Avg./G
Jermaine Chaney	186	716	3.8	40	6	65.1
Michael Batts	56	246	4.4	39	0	30.8
Brett Law	53	205	3.9	20	3	34.2

Passing	Att.	Comp.	Int.	Pct.	Yds.	TD
John Paci	258	133	7	51.6	1,796	8

Receiving	No.	Yds.	Avg.	LG	TD	Avg./G
Thomas Lewis	55	1,058	19.2	99	7	88.2
Sean Glover	27	186	6.9	14	0	15.5
Eddie Baety	26	348	13.4	33	1	29.0

Kicking	FGM-FGA
Bill Manolopoulos	16-22

Punting	No.	Yds.	Avg.	LG
Jim DiGuilio	44	1,872	42.6	63

Punt Returns	No.	Yds.	Avg.	LG	TD
Thomas Lewis	45	342	7.6	58	1

Kick Returns	No.	Yds.	Avg.	LG	TD
Thomas Lewis	20	450	22.5	53	0

Tackles	UT	AT	TT	TFL-Yds.
Alfonzo Thurman	66	42	108	6-12

Sacks	No.	Yds.
Hurvin McCormack	7	48

Interceptions	No.	Yds.	Avg.	LG	TD
Lance Brown	4	49	12.3	29	0

T W E N T Y - E L E V E N
INDIANA FOOTBALL
 HISTORY

SEASON-BY-SEASON STATS

1992 • 5-6 (3-5 BIG TEN)

DATE	OPPONENT	W/L	SCORE	ATTEND.
9/12	Miami (Ohio)	W	16-0	38,815
9/19	at Kentucky	L	25-37	58,450
9/26	Missouri	W	20-10	40,907
10/3	at Michigan State	L	31-42	65,516
10/10	at Northwestern	W	28-3	34,689
10/17	Michigan	L	3-31	51,735
10/24	Wisconsin	W	10-3	43,142
10/31	at Minnesota	W	24-17	31,741
11/7	Iowa	L	0-14	44,311
11/14	Ohio State	L	10-27	45,534
11/21	at Purdue	L	10-13	58,692

TEAM STATISTICS	INDIANA	OPPONENTS
POINTS	177	197
Points Per Game	16.1	17.9
FIRST DOWNS	204	184
Rushing	85	103
Passing	101	71
Penalty	18	10
RUSHING YARDAGE	1,337	1,972
Yards Gained	1,771	2,290
Yards Lost	434	318
Rushing Att.	441	449
Average Per Rush	3.0	4.4
Average Per Game	121.5	179.3
TDs Rushing	11	18
PASSING YARDAGE	2,107	1,694
Att-Comp-Int	338-187-13	243-147-11
Average Per Pass	6.2	7.0
Average Per Catch	11.3	12.5
Average Per Game	191.5	154.0
TDs Passing	8	4
TOTAL OFFENSE	3,444	3,666
Total Plays	779	644
Average Per Play	4.4	5.7
Average Per Game	313.1	333.3
KICKOFF RETURNS-YDS.	34-600	19-437
PUNT RETURNS-YDS.	27-133	36-505
INTERCEPTION RETURNS-YDS.	11-11	13-197
FUMBLES-LOST	13-6	7-4
SACKS-YARDS	29-207	44-307
PENALTIES-YARDS	61-486	63-616
FG ATT-MADE	19-12	20-10
PUNTS-AVG.	70-40.9	67-37.6
TIME OF POSSESSION/GAME	31:33	28:27
3RD-DOWN CONVERSIONS	60-170	43-149
3rd-Down Pct.	35.3	28.9
4TH-DOWN CONVERSIONS	5/12	2/10
4th-Down Pct.	41.7	20.0

Rushing	No.	Yds.	Avg.	LG	TD	Avg./G
Brett Law	130	541	4.2	42	3	49.2
Emmett Pride	58	254	4.4	15	1	63.5
Jermaine Chaney	67	204	3.0	22	2	29.1

Passing	Att.	Comp.	Int.	Pct.	Yds.	TD
Trent Green	278	154	10	55.4	1,780	7

Receiving	No.	Yds.	Avg.	LG	TD	Avg./G
Thomas Lewis	54	685	12.7	40	5	62.3
Eddie Baety	39	398	10.2	23	1	39.8
Ross Hales	34	375	11.0	30	1	34.1

Kicking	FGM-FGA
Scott Bonnell	12-19

Punting	No.	Yds.	Avg.	LG
Jim DiGuilio	53	2,347	44.3	86

Punt Returns	No.	Yds.	Avg.	LG	TD
Scott McGowan	26	97	3.7	14	0

Kick Returns	No.	Yds.	Avg.	LG	TD
Thomas Lewis	18	382	21.2	61	0

Tackles	UT	AT	TT	TFL-Yds.
Alfronzo Thurman	63	16	79	1-1

Sacks	No.	Yds.
Lamar Mills	8	69

Interceptions	No.	Yds.	Avg.	LG	TD
Jay Davis	5	3	0.6	3	0

1991 • 7-4-1 (5-3 BIG TEN)

DATE	OPPONENT	W/L	SCORE	ATTEND.
9/7	at Notre Dame	L	27-49	59,075
9/21	Kentucky	W	13-10	48,994
9/28	at Missouri	T	27-27	42,173
10/5	Michigan State	W	31-0	46,882
10/12	Northwestern	W	44-6	44,915
10/19	at Michigan	L	16-24	106,097
10/26	at Wisconsin	W	28-20	54,052
11/2	Minnesota	W	34-8	44,095
11/9	at Iowa	L	21-38	70,220
11/16	at Ohio State	L	17-20	93,417
11/23	Purdue	W	24-22	51,596
12/31	vs. Baylor	W	24-0	35,751

TEAM STATISTICS	INDIANA	OPPONENTS
POINTS	305	224
Points Per Game	25.4	18.7
FIRST DOWNS	270	185
Rushing	128	97
Passing	129	78
Penalty	13	10
RUSHING YARDAGE	2,277	1,749
Yards Gained	2,652	2,135
Yards Lost	375	386
Rushing Att.	548	468
Average Per Rush	4.2	3.7
Average Per Game	189.8	145.8
TDs Rushing	26	14
PASSING YARDAGE	2,755	1,869
Att-Comp-Int	358-210-15	273-150-10
Average Per Pass	7.7	6.8
Average Per Catch	13.1	12.5
Average Per Game	229.6	155.8
TDs Passing	12	12
TOTAL OFFENSE	5,032	3,618
Total Plays	906	741
Average Per Play	5.6	4.9
Average Per Game	419.3	301.5
KICKOFF RETURNS-YDS.	38-812	41-855
PUNT RETURNS-YDS.	28-236	21-243
INTERCEPTION RETURNS-YDS.	10-59	15-147
FUMBLES-LOST	20-10	17-9
SACKS-YARDS	36-237	26-209
PENALTIES-YARDS	76-645	55-449
FG ATT-MADE	17-13	19-10
PUNTS-AVG.	48-36.3	69-38.7
TIME OF POSSESSION/GAME	32:30	27:30
3RD-DOWN CONVERSIONS	90/183	59/167
3rd-Down Pct.	49.2	35.3
4TH-DOWN CONVERSIONS	7/18	4/5
4th-Down Pct.	38.9	80.0

Rushing	No.	Yds.	Avg.	LG	TD	Avg./G
Vaughn Dunbar	364	1,805	5.0	79	12	150.4
Trent Green	115	202	1.8	19	13	16.8
Brett Law	36	169	4.7	22	0	14.1

Passing	Att.	Comp.	Int.	Pct.	Yds.	TD
Trent Green	339	200	14	59.0	2,627	12

Receiving	No.	Yds.	Avg.	LG	TD	Avg./G
Eddie Thomas	54	687	12.7	42	2	57.3
Thomas Lewis	39	581	14.9	44	6	48.4
Rod Coleman	33	412	12.5	37	1	34.3

Kicking	FGM-FGA
Scott Bonnell	13-17

Punting	No.	Yds.	Avg.	LG
Jim DiGuilio	41	1,541	37.6	58

Punt Returns	No.	Yds.	Avg.	LG	TD
Scott McGowan	28	236	8.4	79	1

Kick Returns	No.	Yds.	Avg.	LG	TD
Thomas Lewis	14	351	25.1	48	0

Tackles	UT	AT	TT	TFL-Yds.
Mark Hagen	66	43	109	10-33

Sacks	No.	Yds.
Greg Farrall	8	63

Interceptions	No.	Yds.	Avg.	LG	TD
Damon Watts	3	18	6.0	17	0

ALL-TIME COACHES

A.B. WOODFORD • 1887-1888

CAREER RECORD AT INDIANA: 0-1-1

Indiana's first head football coach, A.B. Woodford, led the Hoosiers to a tie and a loss in his only two games.

EVANS WOLLEN • 1889

CAREER RECORD AT INDIANA: 0-1

In the only documented game of the 1889 season, Indiana lost to Wabash, 40-2.

BILLY HEROD • 1891

CAREER RECORD AT INDIANA: 1-5

Billy Herod's lone campaign as head football coach at Indiana resulted in a 1-5 record. Herod led the team to a 30-0 rout over the Louisville Athletic Club in the opening contest, but the team went winless for the remainder of the season.

FERBERT & HUDDLESTON • 1894

CAREER RECORD AT INDIANA: 0-4-1

Ferbert and Huddleston guided the Hoosiers for only one season and finished 0-4-1 in 1894. Indiana played Louisville A.C. to a scoreless tie in the second game of the season.

DANA OSGOOD & WREN • 1895

CAREER RECORD AT INDIANA: 4-3-1

The coaching tandem of Dana Osgood and Wren led the Hoosiers to a 4-3-1 record in the coaches' only season at Indiana University. IU collected wins against Louisville A.C., Noblesville A.C., Rose Polytechnic and rival Wabash.

MADISON G. GONTERMAN • 1896-1897

CAREER RECORD AT INDIANA: 12-3-1

In his two seasons at the helm of Indiana's football team, Madison Gonterman led the Hoosiers to winning records both years. After going 6-2, including a six-game winning streak in his first season, Gonterman responded with a solid 6-1-1 mark before leaving Bloomington. His overall mark was 12-3-1.

JAMES H. HORNE • 1898-1904

CAREER RECORD AT INDIANA: 33-21-5

BIG TEN RECORD AT INDIANA: 3-13-1

After coaching the Hoosiers to winning records in 1898 and 1899, James Horne and his IU football team joined the Western Conference at the beginning of the century. While leading his IU teams to six .500-or-better records in his seven years, Horne compiled a career record of 33-21-5. His best season came in 1899 when he led the Hoosiers to a 6-2 mark. As a member of the Big Ten, IU enjoyed its best season in Horne's last season as head coach when the team achieved a 6-4 record in 1904.

JAMES M. SHELDON • 1905-1913

CAREER RECORD AT INDIANA: 35-26-3

BIG TEN RECORD AT INDIANA: 7-25-2

With a 35-26-3 record, James Sheldon proved to be one of the most successful coaches in IU football's early years. His 8-1-1 record as a rookie coach in 1905 was his best mark. Overall, Sheldon led the Hoosiers to four winning seasons and helped IU climb as high as third in the Big Ten Conference rankings.

CLARENCE C. CHILDS • 1914-1915

CAREER RECORD AT INDIANA: 6-7-1

BIG TEN RECORD AT INDIANA: 2-7

Clarence Childs led Indiana to a 6-7-1 record during his two seasons. Childs' best mark came in his final season when he mustered a 3-3-1 record (1-3 in league play). Childs finished with a 2-7 record in Big Ten action but compiled a 4-0-1 record outside the conference.

EWALD O. STIEHM • 1916-1921

CAREER RECORD AT INDIANA: 20-18-1

BIG TEN RECORD AT INDIANA: 5-10-1

Ewald Stiehm coached the Hoosiers for five seasons. He led his squads to a 20-18-1 record during that span and finished with a 5-10-1 conference record. In 1917, he led the Hoosiers to a 5-2 mark.

JAMES P. HERRON • 1922

CAREER RECORD AT INDIANA: 1-4-2

BIG TEN RECORD AT INDIANA: 0-2-1


James Herron coached IU for only one season. In 1921, he led the Hoosiers to a 1-4-2 record, posting a win over the Michigan Aggies and playing DePauw and Purdue to ties.

WILLIAM A. INGRAM • 1923-1925

CAREER RECORD AT INDIANA: 10-12-1

BIG TEN RECORD AT INDIANA: 3-8-1

In 1923, William Ingram became Indiana's 12th head football coach and promptly led the team to a 3-4 record while finishing fifth in Big Ten play. In his three seasons at Indiana, Ingram achieved a career mark of 10-12-1 and was 3-8-1 in conference play. His best season came in 1924, when he led Indiana to a 4-4 record.



Bo McMillin

HARLAN O. (PAT) PAGE • 1926-1930

CAREER RECORD AT INDIANA: 14-23-3

BIG TEN RECORD AT INDIANA: 5-16-2

Harlan O. (Pat) Page coached the Hoosiers for five seasons and guided Indiana to an overall record of 14-23-3. His best season at the IU helm came in 1928, when he led the team to a 4-4 record (2-4 in the Big Ten).

EARLE (BILLY) HAYES • 1931-1933

CAREER RECORD AT INDIANA: 8-14-4

BIG TEN RECORD AT INDIANA: 2-11-4

Internationally known for leading IU's track and field program to national prominence, E.C. (Billy) Hayes also coached the IU football team for three seasons. He helped lead the Hoosiers to an overall record of 8-14-4. His winningest season came in 1931, when he guided Indiana to a 4-5-1 record. As IU's track and field coach, Hayes led the Hoosiers to eight Big Ten championships and 70 Big Ten team and individual titles in indoor and outdoor track and field. Indiana also won the 1932 NCAA outdoor track and field championships. Indiana's world-class outdoor track, and the NCAA trophy for the team champion in cross country, are both named in his honor.

ALVIN N. (BO) MCMILLIN • 1934-1947

CAREER RECORD AT INDIANA: 63-48-11

BIG TEN RECORD AT INDIANA: 34-34-6

One of Indiana's most successful coaches, Bo McMillin holds the honor of being the only coach to ever lead the Hoosiers to an outright Big Ten Championship. In 1945, he led IU to its only unbeaten record (9-0-1) and garnered Man of the Year and Coach of the Year honors by the Football Writers Association and the Football Coaches Association. While at Indiana, McMillin guided IU to 10 seasons of .500 or better, including a stretch of six consecutive years. His 34-34-6 Big Ten mark is the best winning percentage in Big Ten play for an Indiana coach, as is his overall winning percentage (.562).

CLYDE SMITH • 1948-1951

CAREER RECORD AT INDIANA: 8-27-1

BIG TEN RECORD AT INDIANA: 4-19

Clyde Smith took over IU in 1948 after serving as an assistant coach on Bo McMillin's staff. His best record at Indiana was 3-5-1, which he accomplished in 1950. Impressively, half of Smith's eight career victories were against Big Ten opponents.

BERNIE CRIMMINS • 1952-1956

CAREER RECORD AT INDIANA: 13-32

BIG TEN RECORD AT INDIANA: 6-24

After coaching under legendary Frank Leahy at Notre Dame, Bernie Crimmins took over at the Hoosier helm in 1952. In five seasons, Crimmins led the team to a 13-32 record. A native of Louisville, Crimmins was a three-sport star for St. Xavier High School before starring for the Fighting Irish for four seasons at right halfback, fullback and guard. He became the first man in Notre Dame's rich football history to win major awards at three different positions.

ALL-TIME COACHES

BOB HICKS • 1957

CAREER RECORD AT INDIANA: 1-8
BIG TEN RECORD AT INDIANA: 0-6

Bob Hicks served as Indiana's interim head coach for one season prior to becoming its head line coach when Phil Dickens assumed the head coach's role. Hicks served as head coach for a season as Dickens sat out for alleged recruiting violations. A 1948 graduate of Tennessee, Hicks played on the line for UT. After five years coaching at the high school level, he received his first opportunity to coach as a member of Dickens' staff at Wyoming, where he helped build highly competitive lines for the Cowboys' powerhouse clubs. Hicks would coach on the IU staff for 16 years.

PHIL DICKENS • 1958-1964

CAREER RECORD AT INDIANA: 20-41-2
BIG TEN RECORD AT INDIANA: 8-27-2

Phil Dickens, widely recognized as one of Tennessee's all-time greatest tailbacks, tallied an 89-67-11 record during his 16-year coaching career at Wofford, Wyoming and Indiana. He became IU's head coach after leading Wyoming to a Skyline championship and an undefeated season in 1956. At Indiana, Dickens accumulated a 20-41-2 record. His best record came in 1958 (3-2-1), when he guided the Hoosiers to a fifth-place finish in the Big Ten. Dickens earned Midwest Coach of the Year honors that season and finished third in national voting. As a player at Tennessee he was an unanimous All-SEC pick in 1936 and was selected as the Volunteers' outstanding athlete during each of his four years at the school.

JOHN PONT • 1965-1972

CAREER RECORD AT INDIANA: 31-51-1
BIG TEN RECORD AT INDIANA: 21-36-1

John Pont holds the distinction of being the only coach to ever guide Indiana to a Rose Bowl appearance. He accomplished that feat in 1967, when he led the Hoosiers to a 9-2 record, a Big Ten co-championship and an appearance in the Rose Bowl against eventual national champion Southern California. Perhaps more remarkable than the Hoosiers' strong showing against the national champs was the fact that this same team could only muster a 1-8-1 record the previous season, thus making the 1967 Big Ten Champions a true "rags to roses" story. Pont earned unanimous national coach of the year honors that season and was selected as head coach of the East team in the 1968 Coaches' All-American game. Pont's jersey is retired at Miami (Ohio) and in 1969 he was one of six charter members inducted into the school's Hall of Fame.

LEE CORSO • 1973-1982

CAREER RECORD AT INDIANA: 41-68-2
BIG TEN RECORD AT INDIANA: 28-52-2

Lee Corso took over as head football coach in 1973 after leading the Louisville Cardinals to two Missouri Valley Conference titles in four seasons. At IU, he led the Hoosiers to two winning seasons and a 1979 Holiday Bowl victory over previously unbeaten Brigham Young. Indiana's victory over the Cougars propelled Corso's team to 16th in the UPI poll, the Hoosiers' first top-20 ranking since 1967. While at Indiana, Corso was active with the American Football Coaches Association. He also served on the Ethics Committee, the Rules Committee and the NCAA Public



John Pont

Relations Seminar. During his tenure, he coached in the All-American Bowl and the Japan Bowl. Corso is currently employed by *ESPN*, where he works as a studio analyst on *College Gameday*.

SAM WYCHE • 1983

CAREER RECORD AT INDIANA: 3-8
BIG TEN RECORD AT INDIANA: 2-7

Sam Wyche was Indiana's head football coach for only one season prior to leaving for the National Football League. An assistant coach on Bill Walsh's San Francisco 49ers staff that won the Super Bowl following the 1981 season, Wyche was named IU head coach in 1983 and guided the Hoosiers to a 3-8 mark that year. He then left Indiana to become the head coach of the Cincinnati Bengals. He led that squad to the 1988 AFC Championship and a Super Bowl berth against the 49ers. Wyche coached the Bengals for eight seasons before becoming the head coach of the Tampa Bay Buccaneers in 1991. He also coached the Bucs for five seasons, worked as a color commentator on NFL broadcasts and served as the Buffalo Bills' quarterbacks coordinator.

BILL MALLORY • 1984-1996

CAREER RECORD AT INDIANA: 69-77-3
BIG TEN RECORD AT INDIANA: 39-65-1

Bill Mallory served 13 years at the helm of the Hoosiers and compiled a record of 69-77-3. Before joining Indiana in 1984, Mallory coached three other schools to national

ALL-TIME HEAD COACHING RECORDS

HEAD COACH (YEARS)	ALL GAMES				BIG TEN GAMES			
	W	L	T	PCT.	W	L	T	PCT.
A.B. WOODFORD (1887-88)	0	1	1	.250	-	-	-	-
EVANS WOLLEN (1889)	0	1	0	.000	-	-	-	-
BILLY HEROD (1891)	1	5	0	.167	-	-	-	-
FERBERT & HUDDLESTON (1894)	0	4	1	.100	-	-	-	-
DANA OSGOOD & WREN (1895)	4	3	1	.563	-	-	-	-
MADISON G. GONTERMAN (1896-97)	12	3	1	.781	-	-	-	-
JAMES H. HORNE (1898-1904)	33	21	5	.602	3	13	1	.206
JAMES M. SHELDON (1905-13)	35	26	3	.570	7	25	2	.235
CLARENCE C. CHILDS (1914-15)	6	7	1	.464	2	7	0	.222
EWALD O. STIEHM (1916-21)	20	18	1	.526	5	10	1	.344
JAMES P. HERRON (1922)	1	4	2	.286	0	2	1	.167
WILLIAM A. INGRAM (1923-25)	10	12	1	.457	3	8	1	.292
HARLAN O. (PAT) PAGE (1926-30)	14	23	3	.388	5	16	2	.261
EARLE (BILLY) HAYES (1931-33)	8	14	4	.385	2	11	4	.235
ALVIN N. (BO) MCMILLIN (1934-47)	63	48	11	.561	34	34	6	.500
CLYDE SMITH (1948-51)	8	27	1	.236	4	19	0	.174
BERNIE CRIMMINS (1952-56)	13	32	0	.289	6	24	0	.200
BOB HICKS (1957)	1	8	0	.111	0	6	0	.000
PHIL DICKENS (1958-64)	20	41	2	.333	8	27	2	.243
JOHN PONT (1965-72)	31	51	1	.380	21	36	1	.371
LEE CORSO (1973-82)	41	68	2	.378	28	52	2	.354
SAM WYCHE (1983)	3	8	0	.272	2	7	0	.222
BILL MALLORY (1984-96)	69	77	3	.473	39	65	1	.376
CAM CAMERON (1997-2001)	18	37	0	.327	12	28	0	.300
GERRY DINARDO (2002-04)	8	27	0	.229	3	21	0	.125
TERRY HOEPPNER (2005-06)	9	14	0	.391	4	12	0	.250
BILL LYNCH (2007-10)	19	30	0	.388	6	26	0	.188

ALL-TIME COACHES

prominence. While compiling a 165-121-4 (.576) career record at Miami (Ohio), Colorado, Northern Illinois and Indiana, Mallory became one of only seven coaches ever to guide three different programs to top-20 finishes in the national polls. In 1987, Mallory became the first Big Ten coach to be awarded back-to-back coach of the year honors. That year, he led the Hoosiers to an 8-4 record, a second-place finish in the Big Ten, and a Peach Bowl appearance. Mallory led the Hoosiers to six bowl games, including victories in the 1988 Liberty Bowl and the 1991 Copper Bowl. He also led IU to a top-20 ranking in 1988 and finished his career as IU's all-time winningest football coach with 69 wins.

CAM CAMERON • 1997-2001 **CAREER RECORD AT INDIANA: 18-37** **BIG TEN RECORD AT INDIANA: 12-28**

Cam Cameron led the Hoosiers for five seasons and compiled a record of 18-37. He was the second Indiana alum (A.B. Woodford, 1887) to take over at the helm of the IU football program. Cameron played both football and basketball for Indiana in the early 1980s. Prior to joining the Indiana coaching ranks, he served as an assistant coach for the Washington Redskins in the NFL. Cameron brought an explosive offense to Memorial Stadium and a new look to Hoosier football. Indiana took the field with a new oval IU logo. Indiana averaged 23.6 points per game under Cameron's guidance. The Hoosiers enjoyed success as well in the classroom, as IU was recognized by the American Football Coaches Association for its exemplary football graduation rates in each of Cameron's final four seasons.

GERRY DINARDO • 2002-2004 **CAREER RECORD AT INDIANA: 8-27** **BIG TEN RECORD AT INDIANA: 3-21**

In his first season with the Hoosiers, Gerry DiNardo led Indiana to a 3-9 record and a 1-7 mark in the Big Ten, including a 3-3 mark at Memorial Stadium. Among those three wins was a come-from-behind, 32-29, upset of No. 23 Wisconsin. The Hoosiers trailed by 19 points in the third quarter before scoring the final 22 points of the game for the victory. During 2004, the Hoosiers had wins over No. 24 Oregon (30-24) and No. 23 Minnesota (30-21). DiNardo finished his IU career with an 8-27 overall record.

TERRY HOEPPNER • 2005-2006 **CAREER RECORD AT INDIANA: 9-14** **BIG TEN RECORD AT INDIANA: 4-12**

Terry Hoepfner was head coach of the Hoosiers for two years before passing away following a lengthy battle with brain cancer. He will always be remembered as one of the most influential coaches in school history. In just his second season at the helm of the Hoosier program, Hoepfner brought the Hoosiers on the brink of a bowl appearance in 2006. He led the youngest team in the Big Ten (49 true or redshirt freshmen and 72 underclassmen overall), to five victories - its most since the 2001 campaign - and restored an enthusiasm in IU football. The 2006 Hoosiers picked up three Big Ten wins for the first time since 2001, including a 31-28 win over No. 13 (Coaches) Iowa. Earning its final conference victory of the season, the Hoosiers dominated Michigan State, 46-21, on Homecoming to bring the Old

Brass Spittoon back to Bloomington for the first time since 2001. Hoepfner made an immediate impact in his first year at the helm of the Hoosier program. Coach Hep rejuvenated an IU fan base that enjoyed a 39-percent increase in per-game attendance, a 46-percent increase in overall season ticket sales and a 110-percent increase in student season ticket sales.

BILL LYNCH • 2007-2010 **CAREER RECORD AT INDIANA: 19-30** **BIG TEN RECORD AT INDIANA: 6-26**

Bill Lynch served at the helm of the Indiana football program from 2007-10. Lynch led the Hoosiers to a 7-6 record and a trip to the Insight Bowl in his first season. He became the only head coach in Hoosier history to guide a team to a bowl game in his debut season. Lynch led Indiana to its most wins since 1993, its first bowl appearance since that same season, and its first Old Oaken Bucket victory since 2001. The team's seven victories were the second most for a first-year Indiana head coach, behind only James M. Sheldon, who went 8-1-1 in 1905. IU boasted three All-Americans, three second-round NFL Draft picks, seven overall NFL Draft picks, 10 All-Big Ten selections, one Academic All-American and 74 Academic All-Big Ten honorees in his four seasons. Lynch also went 2-2 in four Old Oaken Bucket games.

ALL-TIME ASSISTANT COACHES

Anderson, Carl.....	1942
Baker, Bob.....	1966-72
Battles, William.....	1952
Beeler, Jack.....	1958-64
Bell, James.....	2000-01
Belu, George.....	1984-96
Borges, Al.....	2002-03
Brown, Gerald.....	2002-07
Brown, Howard.....	1951, 54-74
Burton, Ron.....	1997-2001
Canada, Matt.....	2004-10
Carr, Gerald.....	2001
Cartwright, Kit.....	1996
Catuzzi, Larry.....	1961-64
Chester, Deon.....	1995-96
Coachys, Rich.....	1978-80
Cochrane, Owen.....	1946-49, 52-54
Compise, Pete.....	1973-76
Congie, Sam.....	1960-64
Conner, Kyle.....	2007-10
Connolly, Harry.....	1952-54
Corradini, Ron.....	1981-83
Cullen, Joe.....	2002
Cunningham, Nate.....	1972
Daisher, Ted.....	1998-00
Dal Sasso, Chris.....	1952-56
Davis, John.....	1955
Deal, Mark.....	1996-99
Doba, Bill.....	1978-82
Douglas, Troy.....	2004
Edmonds, Don.....	1948-51
Fairfield, Herb.....	1965-72
Feldhaus, William.....	1942
Fine, Marty.....	1997-01
Fisher, Gordon.....	1944-47
Fitch, Bob.....	1952-56
Flynn, Dick.....	2000-01
Freeman, James.....	1948-51
Fry, Jay.....	1965-69
George, Brian.....	2005-10

Gruden, Jim.....	1973-77
Hammerschmidt, Jeff.....	1998-99
Harbaugh, John.....	1997
Harrell, Paul (Pooch).....	1942-47
Hayes, E.C. (Billy).....	1942-43
Heacock, Jon.....	1997-99
Hicks, Bob.....	1957-72
Huber, Ted.....	1982
Huff, Gary.....	1983
Hunter, Hal.....	1973-76
Hunter, Hal Jr.....	2000-01
Jeffers, Roger.....	1958-59
Johnson, Bobby.....	2005-09
Johnson, Jim.....	1973-77
Karl, Kenneth.....	1956
Keith, Floyd.....	1984-92
Kincannon, Andy.....	1984-96
Kish, Tim.....	2002-03
Kovatch, John.....	1942-46
Kratzer, Dan.....	1983
Kurth, Frank.....	1992-96
Lynch, Bill.....	1993-94; 2005-06
Lynch, Billy.....	2005-10
Maddock, Robert.....	1952-56
Mallory, Curt.....	2002
Mallory, Doug.....	1994-96
Mangiero, Dino.....	2002
Mauro, Harold.....	1970-71, 76-83
McCullough, Lou.....	1957
McDaniel, Charley.....	1945-71
McMillian, Charles.....	2002-03
McNeely, Brian.....	2002-03
Mihajlovich, Lou.....	1956
Miller, Burnie.....	1957
Moore, Wally.....	1975
Moriarity, Myron "Mo".....	2002-04, 10
Morris, Bob.....	1984-93
Mourouzis, Nick.....	1965-72
Muehling, Jim.....	1981-96
Neel, Wally.....	1977-78

Novak, Joe.....	1984-95
O'Neil, Ed.....	1983
Otolski, Bob.....	1973-81
Pachis, Gus.....	1979-80
Palcic, Joe.....	2005-10
Petzke, Dave.....	1984-91
Plank, Ernie.....	1965-72
Planutis, Jerry.....	1958-60
Ravensberg, Bob.....	1950-51
Reynolds, Diron.....	2001
Ricumstrick, George.....	2005-10
Schmidt, Pete.....	1997-00
Shands, Ray.....	1973-82
Shelmon, Clarence.....	1981-83
Shuck, Jim.....	1981-82
Sinko, Steve.....	1949-50
Springer, Dennis.....	2008-10
Stevens, Wilbur.....	1957-64
Stripling, Steve.....	1984-96
Suhr, Buck.....	1984-95
Sullivan, Jerry.....	1983
Teeter, Mike.....	1997
Temerario, C.A.....	1946-47
Terlep, George.....	1956
Thom, Billy.....	1943-44
Thompson, Anthony.....	1997-01
Townsend, John.....	1957-64
Townsend, John.....	1973-81
Weist, T.J.....	1997-01
Wherratt, Ed (Ted).....	1948-53
White, Robert.....	1951
Yeager, Mike.....	2006-10
Ziemba, Wally.....	1955

ALL-TIME ROSTER BY NUMBER

1
 Lance Bennett, RB; A.C. Carter, RB; Jahkeem Gilmore, WR; Deion Grubbs, RB; Jeremi Johnson, RB; Scott McGowan, WR; Steve Mitchell, FS; Jerry Spicer, K; Frank Stavroff, K; Larry Streeter, CB; Terrance Turner, WR; Kevin Trulock, K; Allen Webb, QB

2
 Dave Abrams, CB/SS; Tyrone Allen, RB; John Boyd, WR; Mike Brown, WR; Jermaine Chaney, TB; Tandon Doss, WR; Versie Gaddis, WR; Bob Kramer, QB; Mike Low, K; Rich Shepler, QB; Tyke Spencer, WR; Marcus Thigpen, RB/WR; Jeff Thornton, QB; Antonio Watson, SS

3
 Jim Ahler, FS; Lance Bennett, WR; Steve Bradley, QB; Kent Britt, QB; Don Burrell, CB; Narlín Clancy, DB; Zach Davis-Walker, RB; Darryl Eddings, WR; Efen Edwards, FS; Chris Gartner, K; Drew Hardin, S; Jeff Hewitt, WR; Geoffrey Howard, SS; Kevin Kellogg, K; Brian Lewis, RB; Eric Matthews, WR; Matt Mason, DB; Jerry McBride, TB; Roderick Platt, DB; Jimmy Robinson, WR; Chad Scott, QB; Doug Smith, K; Jim Wenzel, P

4
 Dave Ane, SS; Eddie Baety, WR; Tom Bolyard, QB; Ben Chappell, QB; O.J. Conner, WR; Jerohn Fields, WR; Jared Flint, QB; Adam Greenlee, QB; Will Lumpkin, DB; Sherrod Moore, DB; Rashon Myles, FB; Jean Paul, WR; Ron Pennick, FL; Gary Powell, CB; Greg Reisert, SS; Chris Sigler, FB; Damon Sweazy, TB; John Swinehart, CB; Carl Varner, T; Jim Weinberg, CB; Jerry Williams, LB

5
 Jordy Bernhard, QB; Tom Collins, P; Tim Dickerson, TB; Mitchell Evans, S/WR/QB; David Freud, K; Craig Goode, QB/DB; Doug Gordon, CB; Troy Grosfield, DB; Walter Harvey, FS; Joe King, DB; Kevin Klee, FB; Marty Kus, WR; Troy Mason, OLB; Johnnie Salters, FB; Jonathan Sparrow, K; Jason Sullivan, FB; Spud Washington, WR; Damon Watts, FS; Levron Williams, RB

6
 James Bailey, WR; Scott Bonnell, K; Walter Booth, CB; Erick Coleman, CB; Richard Council, CB; Henry Frazier, WR; Jahkeem Gilmore, WR/DB; Adam Greenlee, QB; Damien Jones, RB; Larry Lovett, P; Chuck Razmic, P; Rick Salvino, P; Patrick Shaw, DB; Rex Wisehart, T; Larry Wright, S

7
 Erik Andrews, WR; Bill Atkinson, CB; James Bailey, WR; Cam Bardwell, FS; Brian Bruner, WR; Steve Corso, SE; Stacey Dawsey, WR; Ray Fisher, WR/CB; BenJarvus Green-Ellis, RB; Dobby Grossman, QB; Earl Haniford, QB; Michael Hanley, CB; Andre Kates, CB; Joe Kleinsmith, K; Babe Laufenberg, QB; Joe Nicholson, B; Lane Oxely, SE; Gary Powell, DHB; Emmett Pride, TB; Dru Robinson, RB; Mackey Smith, P; Dale Swihart, B; Eddie Thomas, WR; Edward Wright-Baker, QB

8
 Dave Abrams, S; Brian Bills, FS; Tony Buford, WR; Brian Coleman, WR; Steve English; Marc Ferry, CB; Rodney Harris, S; Dustin Hass, QB/H;

Dusty Kiel, QB; Buster Larkins, CB; Thomas Lewis, WR; Nick Polk, S/WR; Devin Schaffer, SLB; Duke Sturges, CB; Tim Wilbur, CB; Dorian Wilkerson, WR; Terry Woodburn, S

9
 Tyler Adetona, WR; Austin Ahrens, QB; Bruce Bufe, SS; Billy Craig, QB; Jeff Fryar, TE; Don Geisler, K; Tim Gooley, TB; Bobby Howard, TB; Glenn Johnson, WR; Bob Kramer, QB; Mike Lotz, FS; Steve Mason, S; Tom Padgett, QB; Tom Polce, DB; Tracy Porter, CB; Darin Sorg, QB; Macky Smith, P; Orlando Spencer, CB; Steve Straub, K; Jim Teter, S; Jermaine Ware, TB; Ricardo Williams, CB; Harold Zimmer, B

10
 James Bailey, WR; Steve Bradley, QB; Matt Calvert, CB; Robert Cowan, RHB; Connor Creevey, QB; Chad Huck, QB; Ron Huffer, WB; Glenn Johnson, WR; Donnell Jones, DB; Rich Kearney, WR; Matt Lewis; Matt LoVecchio, QB; John McDonnell, B; Ted McNulty, QB; Chuck Miller, WR; Robert Miller, QB/LHB; Frank Musika, RHB; Mike Nardone, QB; L.J. Parker, WR; Bob Pernell, HB; Adam Pines, P; Curtis Randle El, DB; Mose Richardson, CB; Mandela Roberts, LB; Brandon Rush, K; Frank Stavroff, QB; Pete Stoyanovich, K; Jack Ury, T; Harold Zimmer, B

11
 Jack Adams, RHB; Tim Bringle, B; William Ciz, FL; Bill Coleman, WB; William Flack, FB; Mike Glazier, QB; Mike Heizman, S; Raymond Hill, CB; Ivan Hinson, WR; Bud Hornbeck, QB; Michael Irving, P; Chris Kaufman, K; Jack Kelley, RLB; Laurel Kinsey, B; Doug Lackey, WB; Don Mangold, B; Edwin McLean, LHB; Louis Mihajlovich, G; Ron Moyer, QB; John Paci, QB; Robert Perna, WB; Antwaan Randle El, QB; Roger Remo, QB; Dave Schnell, QB; Dale Swihart, B; Dave Weir, WR; Modock White, TB; Anthony Wiley, FS; Jimmie Zoeller, B

12
 William Armstrong, LHB; Richard Bradford, WB; Don Brodie, WB; Bruce Bufe, SS; Aaron Burks, CB; Cam Cameron, QB; Tony Campagnoli, G; Carmine Coniglio, B; Bill Conlon, S; Bill Conover, P; Kim Decker, QB; John Durkott, WB; Greg Evans, K; Trent Green, QB; Chris Hagerup, P; Jack Harding, B; Ron Huffer, RH; Terry Jones, QB; Evan Kroot, S; Mike Lopa, WB; Graeme McFarland, QB; John Motil, HB; L.J. Parker, WR; Jay Rodgers, QB; Mike Rudolph, LB; Robert Short, RHB; Alex Smith, TB; Dan Stryzinski, P

13
 Johnny Anderson, SS; Bruce Bufe, FS; Randy Cate, SLB; Eugene Cichowski, QB; James Clark, B; Dennis Cremeens, TB; Gary Dagg, LB; Brian Dewitz, FS; Kyle Enright, FB; Lou Gambino, B; Kevin Grump, SS; Auburn Herron, B; Kofi Hughes, WR; Kevin Kennedy, K; Joe King, DB; Brian Koenig, RH; Michael Lee, QB; Don McClure, WB; Andrew Means, WR; Brad Meyer, K; Mike Middleton, CB; Eric Moore, QB; Josh Moore, LB; Ray Petruskas, QB; Chad Scott, QB; Kywin Supernaw, SS; Mark Sutor, FS; Ray Terry, WB; Gary Wagner, DRH; George Wortley, QB; Edward Wright-Baker, QB; Phillip Yancey, CB; David Zeoli, CB

14
 Lars Anderson, OLB; George Bell, RHB; Greg Bowen, CB; Greg Brown, QB; Ken Carpenter, FB; Tim Clifford, QB; Chris Dittoe, QB; Moses Easley, HB; Jerimy Finch, S; Adam Follett, QB; Ken Fournier, WB; John Geary, QB; Greg Goss, CB; Russell Hardisty, B; Reggie Holmes, S; Michael Irving, P; Tommy Jones, QB; Matthew Karls, WB; Rich Kearney, WR; Dave Kornova, QB; Bob Kramer, QB; Dave Kramme, QB; Clee Maddox, B; Edwin McLean, LHB; Noah Parker, S; James Powell, RH; Blake Powers, QB; Dave Ruzich, QB; Charles Sage, QB; Wilbert Scott, WB; Ray Shaffer, QB; Bill Siebenthal, B; Chris Sigler, FS; Mike Sullivan, WB; Dave Whitsell, WB

15
 Shawn Benson, TE; Ron Bethel, FS; Terry Brady, QB; Paul Davis, B; Brett DeVault, WB; Matt Ernest, WR/CB; Versie Gaddis, WR; Wallace Getz, C; Dick Gottfred, SE; Willie Graham, CB; Cedric Henry, CB; Charles Jacoby, B; Willie Jones, S; Kellen Lewis, QB; Eugene Lieber, LHB; Matt McDonald, FS; John McDonnell, RHB; Edwin McLean, HB; Mike Middleton, TB/DB; Thomas Murray, RH; Kent Myers, T; Jay Pribulsky, RH; Ron Sexton, WB; Tim Sheldon, HB; Ajamu Stoner, WR; Matt Tavernier, TE; Rick Thompson, HB; Jeff Thornton, QB; Jack Vallandingham, LHB; Stanley Wilkins, HB; Randy Williams, WB; Jack Wilson, RHB; Kevin Winston, CB; James Yore, WB

16
 Jack Adams, HB; Tony Ahrens, TB; Scott Amett, QB; Harry Brooks, B; Tom Campbell, WB; Dennis Clark, SE; Edwin Clasen, B; O.J. Conner, WR; Brandon Kiel, QB; George Dragus, E; Chris Dyer, FS; Jerry Ellis, LHB; Mitch Ewald, K; Harry Gonso, QB; Jimmy Graves, FB; Neil Hayes, FB; Scott Henry, CB; Edward Inis, WB; Damien Jones, CB; Dusty Kiel, QB; Richard Klim, FB; Terry Kramer, WR; John Lindgren, SS; Rick Martin, OLB; Ron McCauley, WB; Michael Mee, CB; Christopher Phillips, CB; Tom Polce, FB; Patsy Ronzone, B; Tom Sfura, C; Doug Spicer, WB; Ajamu Stoner, WR; Larry Streeter, WR; Dennis Tapp, HB; Patrick Thompson, QB/WR/TE; Gary Tofil, S/QB; Dan Whitaker, QB; Brian Williams, CB; Joe Zeigler, FS

17
 Jack Buchan, QB; Corey Cooper, DB; George Crowe, FB; Marlin Evans, LB; Larry Frohardt, FB; Markell Granderson, TB; Gibran Hamden, QB; Bruce Hampton, CB; Greg Heban, DB; Rick Hoffman, WR; Ernest Huggett, HB; John Isenbarger, HB; Chris Kaufman, K; Will Lumpkin, SS; Fred Lussow, WB; Brent Orso, WR; Jason Orton, CB; Horace Parker, S; Nathan Ramsey, WB; Arnold Reed, TB; Ronald Roemer, WB; Melvin Ross, WB; Teddy Schell, QB/H; Jim Sirtosky, G; Pat Spiloto, K; Jon Stebbins, SS; Jerome Ward, WB; Aaron Warnecke, SS; Kevin Westover, QB; Dan Zarlino, SE/P

18
 Rob Albright, K; Bill Anderson, B; Brett Becks, WB; Michael Berry, TB; Tom Bolyard, P; George Byers, RH; Don Casselman, LB; Lin Churchill, TB; Tony Cofield, CB; Richard Council, CB; Norman Eggers, G; Mike Flanagan, FL; Ralph Goldston, RHB; Dan Grossman, LB; Brian Gutreuter, CB;

Marques Hagans, QB; James Lamar, LB; Bill McCaa, DRE; Gene Nieberlein, QB; Mike Perry, QB; Andrew Pimentel, QB; Ray Potts, WR; Jade Pruitt, DB; Matt Prusiecki, K; Robert Rhoda, B; Bryan Robertson, K; Ron Roemer, WB; Eric Smedley, FS; Austin Starr, K; James Stone, LHB; Jeff Wade, CB; Bill Wanke, TB; Dave Weir, QB; Don Werdine, C; Xavier Whitaker, RB; Cal Wilson, WB; Reggie Woods, WB; Dave Zeoli, CB

19
 Jack Buchan, QB; Donnie Buck, LB; Chris Clausen, CB; Connor Creevey, QB/WR; Paul Davis, B; Kyle Dietrick, S; Don Dilly, WB; Jay Duechting, DB; Brian Dillon, WR; Don Dilly, WB; Mike Fette, FB; Mike Glazier, QB; Derin Graham, WR; Brian Gutreuter, CB; Carl Harris, WR; Frank Himel, QB; Geoffrey Howard, SS; Rich Kearney, WR; Jeff Kirn, QB; Deno Kottaridis, RHB; Marty Kus, QB; Paul Leroy, B; Marc Maiatico, FL; Dan Mayoras, S; Jim McDonald, WB; Emmitt Mitchell, WR; William Noone, RH; Mike Pendleton, CB; Dan Preger, B; Matt Prusiecki, K; Courtney Roby, WR; Woody Shelton, RHB; Brad Shields, OLB; Tim Stephens, FB; Leroy Stovall, LG; Steve Thompson, TB; Brandon Walker-Roby, WR; Robert Williams, G; Dan Zarlino, WR

20
 Richard Badar, QB; Lawrence Barnett, DB; Byron Broome, QB; Courtney Clency, RB/DB; Kirk Edwards, S; Mark Findley, DB; Rob Harkrader, FB; Trent Jones, TB; George Klutinoty, BB; Michael Lanning, WR; Rick Layman, LB; Jay Mathias, S; Derrick Mays, WR; Kris Mucci, CB; Matt Multerer, K; James Olverson, TB; Jason Orton, CB; Andrew Pimentel, QB; Arnold Reed, TB; Shannon Rutledge, P; Kees Scarff, S; Robert Smith, RB; Jason Spear, TB; John Swinehart, CB; Austin Thomas, S; Dick VanWieren, BB; Jeff Wade, FS; Greg Yeldell, SS

21
 Brett Andrews, CB; Byron Broome, BB; Howard Brown, B; Trea Burgess, RB; Rayshun Calhoun, DB; Richard Coachys, QB; Stan Dubicki, QB; Marc Ferry, SS; Bobby Garrison, SS; Craig Goode, SS; Joslin Goodman, LB; Dennis Greene, FB; Jim Helminiak, QB; Cliff Janiak, HB; Herana-Daze Jones, S/LB; Furman Manley, TB; Roger Martin, TB; Chris Merritt, FS; Jeremy Miles, RB; Walter Miller, LE; Gary Nichols, DRH; Benny Norman, DHB; Dart Ramsey, SS; Ken Smith, B; Tony Suggs, TB; Maurice Tucker, CB; Stan Wheeler, WR; Jake Zupancic, S

22
 Kevin Burke, TB; Matt Calvert, CB; Keith Calvin, SE; William Conlon, QB; Nate Cunningham, DHB; Lou D'Achille, QB; John Durkott, DLH; Steve Filipowski, QB; Dave Holland, QB; Lenyatta Kiles, DB; William Kipple, B; Andre LaGrone, DB; Brett Law, CB/TB; Howard Martin, BB; Demetrius McCray, RB; Chester McKenzie, QB; Robert Meyer, C; Will Milolich, G; Robert Parrish, DB; Del Russell, RHB; Lou Saban, B; Leslie Schlegel, QB; Scott Shuey, S; Ken Starling, HB; Joe Tofil, B; Fred Unger, BB; Sharrod Wallace, CB

ALL-TIME ROSTER BY NUMBER

23 Robert Battaglia, BB; Adam Braucher, K; Tyrone Browning, WR; Ray Brozovich, LHB; Adrian Burks, CB; Kenni Burns, RB; A.C. Carter, CB; Marty Cerza, QB; James Cox, QB; Jon DeCamilla, FB; Donald Domenic, LHB; Todd Hansley, TB; Ron Hodge, SS; Cliff Janiak, TB; Louis Kasonovich, QB; David Kornowa, DRH; Ken Long, DLH; Andy Mabe, FS; Shawn Major-Winston, RB; Russell Mason, T; Brett Martin, WR; Jerry McBride, TB/DB; Wayne Nichols, BB; Jaimie O'Hara, FL; Steve Perkins, SS; Alex Smith, TB; Steve Smith, TB; William Smith, G; Jay Tuttle, K; Phil Westfall, QB; John Zuger, QB

24 Nate Borders, CB; Frank Brossart, QB; Tom Burgess, BB; Floyd Campbell, RHB; John Connelly, DB; Shane Covington, S; Walter Daniels, WR; Jim DiGiulio, P; Bob Douglas, FL; J.R. Drummond, P; Moses Easley, DLH; Marcus Floyd, CB; George Galbraith, B; James Gomory, RH; Mike Harkrader, FB; Harold Hursh, B; Derrick Jackson, CB; Gene Johnson, QB; Chico Jones, SS; Bill Kleifgen, Rod Lawson, CB; Will Lumpkin, SS; Chester McKenzie, QB; Aaron Mitchell, CB; Rod Monroe, WR; Stu O'Dell, LB; George Orfanos, FB; J.T. Owens, S; Matt Perez, RB; Douglas Reid, QB; Charles Sage, QB; Cortez Smith, CB; Scott Tegarden, DHB; Spud Washington, TB

25 David Blackwell, RB; Thom Bonodus, E; Lance Brown, FS/SS; Justin Carrington, LB; Tyrell Dudley, DB; Don Evans, T; Rick Fuson, WR; Jeff Gedman, CB; Joe Gonzalez, SS; Deion Grubbs, RB; Florian Helinski, QB; Eddie Herbert, B; John Hillenbrand, CB; Rodney Hopkins, FB; Kenneth Hubbart, BB; Tom Kalert, C; James Kocsis, QB; Dave Mayoras, S; Eric McClurg, DB; Tom McDonald, QB; Mike McMahon, FLK; Woody Moore, QB; Larry Morwick, LB; Dallas Pflug, FB; Ryan Phillis, LB; Wil Scott, BB; Nick Sebek, FB/QB; Casey Sellers, TE; Alan Sutkowski, P; John Synдор, DB; Dale Tanner, B; Rob Turner, WR; Al Tuttsie, RH; Rob Van Vliet, SS; Damon Watts, DB; Richard Whalen, QB; Ken Wright, DHB; Robert Young, QB

26 Richard Ashburner, QB; Dave Benigni, FS; Gary Brown, FB; Thomas Brown, QB; Leonard Bryant, CB; David Bumgarner, SS; Thomas Cassidy, QB; Al Christy, TB; Walter Daniels, CB; Erron Dillingham, FL; Vaughn Dunbar, TB; Mike Edwards, FL; Dave Evans, DLH; Russell Harrell, B; DeWayne Hogan, FB; Eric Hohl, WR; Mike Johnson, CB; Greg Lunde, SS; Norman Mackin, QB; Mike Modak, QB; Brandon Mosley, DB; Bob Paar, CB; Curtis Randle El, DB; Chester Sanders, FB/C; Gary Tofil, QB; Nick Turner, RB; Tim Walsh, BB

27 Tommy Adams, FB; Eric Allen, FS; Dave Anderson, CB; Devin Anderson, DB; Antonio Banks, RB; Bill Beck, DHB; Ray Bragalone, QB; Gary Brown, HB; Mike Doyle, CB; Adrian Edwards, WR; Ron Filippelli, QB; Chuck Gilliland, FB; James Goodrich, BB; Willie Graham, DB; Steven Gunter, DB; Jack Herron, HB; Kenneth Hubbart, QB; Ernie Jones, WR; Mike Kazanowski, LB; Eddie McCallum, S; Greg McIntosh, DE; Horace Parker, QB; Bryan Payton, RB; Mike Pendleton, CB; Bill Perry, FB;

Ray Potts, WR; Ron Sexton, DRH; Justin Smith, WLB; Dick Snodgrass, BB; Phil Spinna, QB; Robert Swaim, E; Konrad Thomas, S; Mike Waddell, TB; Alexander Webb, CB

28 James Bailey, BB; Michael Batts, TB/DB; Adam Braucher, K; Darrick Burnett, TB; Ralph Caldwell, LB; Mike Edwards, SE; John Folz, CB; Eddie Fritz, BB; Terry Galloway, CB; Sid Gerstenhaber, B; Gary Gray, FLK; Larry Highbaugh, HB/SE; Will Horn, WR/P; Tom Kendrick, QB; Jeff Kollat, CB; Jim Logan, B; Leslie Majors, CB; Bill Malinchak, SE; Eric McClurg, SS; Dean Miller, DHB; Bob Nelson, S; Mark Newell, FS; Jack Nussbaum, QB; Jack Phillips, P; Kevin Salla, S; Ryan Schlitz, WR; Garnelle Smiley, TB; Will Smith, DB; Jason Spear, FB; George Sundheim, FB; Collin Taylor, WR; Robert Taylor, E; Mike Waddell, TB; Mike Watts, S; Charles Weiss, T; Ron West, WR; Darius Willis, RB

29 Chris Adkins, DB; Jerry Anderson, BB; Jeff Barnett, LB; Robert Barrett, QB; Jerry Bowers, FB; Marty Cerza, QB; Brian Coleman, FB; Earl Dolaway, B; Raheem Ellis, WR; Frank Filchock, B; Alex Green, FS; Chuck Howard, TB; Cliff Janiak, LB; Herana-Daze Jones, DB; Jack Kaminski, LB; Cobb Lewis, B; Brown Marks, DRH; Bart Moore, QB; James Olverson, FB; Nick Sebek, QB; Ryan Skelton, FS/WR; O.J. Spencer, DB; Steve Superick, QB; Julius Ware, CB; Mike Watts, CB; Jerry Williams, DB; Paul Williams, NG; Cal Wilson, DLH; Clarence Young, FS; Mike Zent, DB; Bob Zoss, DHB

30 Jaimie Ahler, FS; Ron Bell, FB; Dan Belu, K; Mike Belu, LB; Mike Blastick, FB; Gene Boyd, LB; Narlin Clancy, DB; Richard Czerneda, FB; Jarrell Drane, S; Roger Davidson, FB; Rob Decker, FB; Ron Filippelli, FB; Brett Gaudin, K; John Giroux, FB; Bobby Howard, TB; Charlie Klingensmith, K/P; Jeff Kollat, WR; Paul Kroft, FB; Tony Michalek, DE; Steve Nagy, G; Casey Nowinski, LB; Andy Payne, K; Nathan Rabideau, FS; Nathan Reisman, P; Dru Robinson, RB; Ed Saar, FB; Sedric Suggs, FB; Chris Taylor, RB; Dick Wyczawski, B; Mark Zellmer, FB

31 Frank Anderson, FB; Jerry Anderson, FB; Byron Broome, FB; Aaron Burks, DB/WR; Jordan Canada, WR; Don Cromer, FB; John Davis, RB; Ken DeGiacomo, FB; Kyle Dietrick, WR/S; Joey Eloms, DB/WR; Joe Ford, OLB; Frankie Franklin, RB; Jim Howard, FB; Bill Huff, LB; John Huzvar, G; Fred Kail, LB; Craig Kumerow, DE; Unrico Lloyd, DB; John Malone, FB; Stew O'Dell, FB; Robert Peake, QB; Hank Pogue, HB; Andre Powell, FB; Drew Robbins, K; Sauni Savini, LB; Deonte Smith, LB; Luke Stone, FS; Harry Wardlow, CB; Kevin Welch, WR; Kenyetta Williams, TB; Trammel Woods, WR; Bart Woodward, DB; Paul Yarian, DE

32 Page Benson, B; Jim Caldwell, FB; Dennis Creemeens, FB; Don Cromer, FB; Bob DeStefano, FB; Ray Gmuca, FB; Rex Grossman, QB; Don Heistand, B; Jerry Johnson, LB; Charles Kelly, FB; Kevin King, DE; Bob Nichols, LB; Richard Olsen, RH;

Simon Rainge, FB; James Randall, LLB; Mike Sheets, FB; Doug Sybert, LB; Anthony Thompson, TB; Charles Young, FB

33 James Bailey, FB; John Bartkiewicz, FB/RHB; Joseph Bartkiewicz, E; Len Bartkiewicz, FB; Mike Baughman, S; Don Bodway, FB; Roger Davidson, HB; Earl Doloway, B; Earl Fisher, LHB; Sean Glover, TB/FB; Chuck Howard, FB; Glynn Johnson, RB; Vic Jones, FB; Kevin Kellogg, K; Joe Kleinsmith, S; Rick Layman, LB; Nate Lundy, FL; Nick Lysohir, FB/QB; John Mineo, TB; Maurice Osborne, LB; Edward Schienbein, B; Damon Sims, LB; Jim Smith, FB; Walter Smoot, FB; Jason Sullivan, FB; Dick Tewksbury, LH; Ernie Thompson, FB; Ralph Thompson, HB; Yamar Washington, RB; Barry Way, TB

34 Rene Banks, LB; Page Benson, B; Quinn Buckner, S; Kevin Bush, DE; Russ Diller, FB; Tony D'Orazio, FB; Bob Fee, LE/F; Ray Gmuca, FB; J.W. Huff, LB; Harry Jagade, FB; Willie Jones, FB; Andrew Kaiser, FB; Jim Kerekes, FB; Jake Kocal, WR; Arthur Maloney, B; John Meegan, FB; Arnold Mickens, FB; Cal Miller, FB; Thomas Mouser, FB; Willie Northern, FS; John Pannozzo, FB; Will Patterson, LB; Tom Polce, FB; Paul Prather, SS; Brandon Rogers, LB; Bill Seach, FB; Derrick Terrell, LB; Jerry VanOuyen, FB; Jack Walsh, FB; Robert Williams, G

35 Lawrence Barnett, CB; Jim Birr, E; Harold Carney, G; Jay Davis, LB; Robert Dean, B; William Dozier, RH; Greg Farrall, FB; Tom Fleming, LB; Russ Higginbotham, E; Jack Holder, FB; Fred Huff, T; Joe Huff, OLB; Harry Jagade, FB; Shaquille Jefferson, S; Mike Kkrivoshia, FB; Vince Lidy, WLB; John Lindgren, SS; Marlin Lynch, RB; Howard Martin, RB; Ryan Marando, LB/DE; Joe Norman, LB; Tom Nowatzke, FB; Lane Oxley, LB; Prince Pack, RB; Harold Phillips, LB; Pete Pihos, FB; Nathan Rabideau, WR; John Rabold, WR; David Rogers, RHB; Jeff Sanders, TE; Milan Sellers, FB; Carl Smith, LB; Ken St. Pierre, FB; Bob Taylor, FB; James Yore, FB

36 Aaron Arbuckle, LB; Andy Binkley, WR; Robert Desman, FB; Vernal Edwards, CB; Jon Eickstead, LB; Mike Fette, FB; Rusty Fishel, FB; Dan Kinsey, LB; Gary Love, RH; Don Matejko, FB; Steve Matthews, HB; Eddie Miller, WR; William Misiak, RH; Shane Moat, SLB; Kevin Piet, WR; Paul Prather, FS; James Roberson, LHB; Troy Roberts, CB; Mike Rose, OLB; Eddie Rucinski, E; Edward Slosky, RG; Peter St. Fort, DB; Joshua Stoffregen, DB; Landon Story, WR; Bozidar Stohitch, B; Collin Taylor, WR; Shane Thomas, FB; Chuck Thomson, LB; Bob Uhlemann, FB; Dan Whitaker, S

37 James Allerdice, B; Ted Aucreman, FB; Arnold Bowman, FB; William Bradley, RHB; Brian Coleman, DB; Richard Cooke, FB; Thomas Dailey, LG; Kevin Duffy, LB; Jake Evans, K; Matt Foss, SS; Edward Fritz, FB; Todd Garner, CB; Steve Goodrich, TB; Eddie Herbert, B; Jack Kaminski, LB; Robert Kenderdine, E; Dale Kenseipp, FS; Joel Kirby, FB; Kyle Koester, FB; Steve Lee, FB; Mike Lopa, FB;

Vic Malinovsky, LB; Nicholas Marks, QB/E; Hugh McKinnis, LHB; Darvin Nunn, LB; Tyson Picken, P; Dan Preger, B; Don Richardson, FB; Rod Ryzdewski, LB; Josiah Sears, FB; Jay Tate, FB; Bob Taylor, TB; Collin Taylor, WR/S; Greg Weeks, LB; Mark Weiler, LB; Kevin West, K

38 Leonard Bartkiewicz, FB; Steve Blythe, LH; Reggie Bryant, LB; Tom Burgess, FB; John Cannady, C; Justin Carrington, RB; Dan Casselman, LB; Randy Cate, LB; Shane Covington, WR; Henry Cunningham, S; Saute Dean, LB; Rob Decker, FB; Mike Dumas, FS; Mike Dumke, E; Jim Ehrensberger, LB; Jerry Ellis, SE; Edward Fritz, FB; Carmen Gondoli, RHB; Dan Grossman, LB; Ryan Hamre, P; Jimmy Hunter, DE; Kevin Kenley, LB; Shawn Major-Winston, RB; Casey McGovern, SS; Michael McGrath, FS; Bob Moynihan, LB; Chris Reitzug, FB; Marshall Steward, DB; Fred Vaiana, FB; Robert White, B; Nick Zachery, S/WR

39 Bill Bordner, LB; Ron Corradini, SS; Jerry Dorsey; Mitch Ewald, K; Donald Henkle, FB; Chip Hilling, OLB; Greg Grenda, FB; Alex Hunt, RB; Kevin Kenley, LB; Sam Lee, RB/WR; John Lobodzinski, FB; Scott Madson, LB; Brandon McGhee, DB/LB; Will Meyers, S; George Miller, C; Kyle Moffatt, SS; Corbin Morwick, LB; Kris Mucci, CB; Jamie Pilson, FB; Louis Pinnock, FB; Bill Reisert, SS; Lee Robinson, FB; Steve Sanders, LB; Rob Spicer, LB; Dave Stewart, DE; Jason Storbeck, LB; Bill Tipmore, B; Yamar Washington, RB; Mike Williams, CB

40 Josh Bailey, CB; Darren Bush, LB; Jade Butcher, FL; Chris Gall, FB; Mark Claahsen, OLB; Al Daring, TB; James Dewar, LHB; Jim Ellenwood, E; Scott Genord, LB; Ty Henderson, FS; Tim Hines, TB; Reggie Holmes, FB; William Holzback, LHB; Josh Johnson, LB; Don Jones, RHB; Tom Kendrick, TB; Dave Klenlen, FL; Matt Kurz, S; Dan Lintner, DB; Jason May, CB; John Miller, LB; Eric Mobley, FB; Noah Parker, DE; Ben Raimondi, HB; Joe Stebbins, SS; Brian Storey, TB; Bill Takacs, TB; Bob White, B; Jack Wills, C; Marvin Woodson, HB; Matt Zakrzewski, LB

41 Mel Averiett, HB; John Babcock, C; Bo Belden, LB; Andy Bibbs, LHB; David Blackwell, RB; Don Brodie, LH; Mike Bucchianeri, G; Max Dedmond, TE; Chuck Fawcett, WB; Gil Frisbie, DLH; Kevin Frye, TE; Joe Gilliam, LHB; Matt Hansen, FB; John Henry Jackson, TB; Greg Jensen, FS; Eugene Jones, RB; Aaron Key, SS; Jerry Lee, DE; Mike Linko, HB; Alan Linneman, LHB; Charlie McDaniel, T; Tom McDonald, TB; Jake Michalek, LB; Keith Morgan, SS; Dow Myers, LB; Thomas Ritchie, RHB; Tim Sergi, DB; Julius Simchick, C; Derrick Terrell, LB; Jim Teter, DHB; Pete Thorn, FL; Harold Waterhouse, CB

42 Brent Baer, FB; Brian Barrett, OLB; Al Bragalone, G; Woody Bryant, FB; Ulysses Burnett, FL; Brady Dorn, LB; Bruce Ellwanger, HB; Robert Enoch, HB; John Gentile, LG; Andre Hall, SS; Robert Hoernschemeyer, B; Dan Irish, FB; Rick Layman, LB; Malcolm Levi, B; Norman Mackin, TB; Joe Ma-

ALL-TIME ROSTER BY NUMBER

roon, TB; Michael McGrath, CB; William Mulcahy, HB; John Okleshen, LB; Louis Palmer, OLB; Robert Parrish, LB; Major Ramsey, DB; Chad Roggeman, P; John Roggeman, TB; Joe Romano, LH; Del Russell, HB; Chad Sherer, LB; Josiah Sears, RB; Duane Stone, CB; Ray Terry, HB; Shane Thomas, TB; Joey Turner, LB; Don Warner, TE; Damon Watts, FS; Bill Weeks, SE; Dan Wingard, FB

43
 Neal Alford, E; Dan Boggan, TB; Glenn Brooks, FL; Steve Butterfield, LB; John Byrne, RB; Andre Carter, TB; Jerry Dotson, LB; William Driver, QB; Matt Egenolf, LB; Brett Gaudin, K; Luke George, FB; Tom Hendrickson, LB; Mike Hunter, DRH; Lonnie Johnson, FB; Willie Jones, TB; Tom Kalert, LB; Kyle Killion, LB; Jim Kocsis, TB; Brian Koenig, WB; John Kokos, RT; Lester Kun, FB; Matt Mayberry, LB; Mike Naddeo, C; Jon Pilch, LB; Jamie Pilson, FB; Dave Reider, DHB; Courtney Snyder, TB; Ishmael Thomas, LB; William Zeller, LH

44
 Brandonn Baker, MLB; David Ballou, FB; Michael Batts, TB; Tyson Beattie, P; Leonard Bell, SS; Dean Eickstead, TB; Ric Enis, FB; Eugene Gedman, FB; Roger Grove, HB; Greg Harvey, FB; Tom Hendrickson, SS; William Hillenbrand, B; Jim Howard, FB; Barry Johnson, LH; Darius Johnson, LB/DE; Lonnie Johnson, TB; Toby Kerns, FB; Rod Lawson, S; Andy Liscinsky, C; Woody Moore, TB; Robert Niermeyer, RHB; Nate Ramsey, WB; Jim Summerall, SS; George Taliaferro, LHB; David Trinidad, WR; Trent Walters, LH; Darin Ward, LB

45
 Duff Adams, LB; Mike Adams, LB; Steve Amick, TE; Aaron Arbuckle, LB; Jaimie Baisley, LB; Nick Barnes, CB; Winston Bedwell, E; George Bell, RHB; Armando Bustamante, WR; Dimitrios Carr-Watson, LB; Dane Conwell, LB; William Daugherty, LH; Charlie Duffy, TE; Dave DeMuth, QB; Greg Farrall, OLB; Steve Filipowski, TB; Rex Fleming, FB; Derek Foree, DE; Greg Fox, LB; John Ginter, FL; Eric Hickerson, CB; Ralph Huff, E; Willie Hunter, TB; Pete Isom, H; Victor Jones, TB; Matt Kurz, WR; Ralph Lee, LB; Harold Legel, LH; Joseph Mills, LHB; Ricky Nooft, LB; Steve Obremsky, HB; Lane Oxley, LB; Ted Pace, LB; Tim Reid, DB; Chris Reynolds, FB; Ralph See, LB; Gene Sojka, LB; Alex Stscherban, FB; Ernie Thompson, TB; Dave Whitsell, LH; Sylvester Wilson, CB

46
 Chuck Alexander, SS; Cam Bardwell, CB; Amundsen Barillaire, HB; Bryan Bobay, DT/DE; Lance Brown, DB; Rob Bouchard, FB; Bill Brusse, C; Tom Campbell, RH; James Dewar, B; Dean Eickstead, TB; Howard Elliot, E; Brett Foltz, LB; Jim Helminiak, HB; John Kovatch, LB; Mike Larson, FS; Jerry Leftwich, FL; Jeff McBain, CB; Robert McNamara, RHB; Frank Petrick, E; Steve Porter, HB; Jake Powers, LB; Michael Radford, LB; Ben Raimondi, QB; Tyler Replogle, LB; Bob Robertson, LH; Chris Roll, CB; Pat Smith, CB; Rob Sullivan, FB; Dick Waltz, HB; Jermaine Ware, CB; Aaron Warnecke, FS; Joe Winston, TB; Rex Wiseheart, G; Reggie Woods, LH

47
 Albert Balika, HB; Wayne Benner, QB; Joseph Bodart, RHB; Orlando Brown, TB; Orlando Clemmons, TB; Ralph Davis, CB; Mike Deal, DHB; Mark Deming, DE; Taylor Donnell, TE; Mike Fulk, LB; Bernie Grunza, LH; Mark Hagen, LB; Markus Hardy, FL; Chase Hoobler, LB; Walter Jurkiewicz, C; Gene Johnson, TB; John Kerr, LB; Patrick Kraft, MLB; Brian Koenig, HB; Henry Krupa, C; Jerry Lee, SS; Bill Miller, HB; Ian Reeves, LB; Frank Rishe, DRH; Charles Rogers, FB; Kyle Scott, K/P; Casey Smith, LB; Matt Surface, LB; Carlos Tipton, LB; Sidney Weiss, C; Andrew Wilson, LB

48
 Marc Bailey, CB; Leon Beckum, LB; Mike Belu, LB; James Brazier, RHB; Ben Cole, FB; Terry Cole, HB; Toby Cole, FB; Steve English, FS; Tom Erickson, FB; Drew Hagan, P; Matt Hansen, FB; Ty Harangody, TE; Jim Helminiak, TB; Paul Maier, LB; Steve Moorman, MG; Dart Ramsey, CB; Chris Roll, CB; Arthur Sandusky, LHB; Don Silas, LB; Kevin Smith, SLB; Ted Smith, TB; Charles Steele, G; Scott Stephenson, LB; Alfonso Thurman, LB; Anthony Turi, LB; Melvin Tyler, G; Van Waiters, OLB; Willie Wilson, CB; Robert Young, B

49
 John Bartkiewicz, FB; Robert Brown, MLB; John Brozski, T; Milton Campbell, RHB/FB; Frank Canarecci, LB; Shane Cannon, LB; Jason Cartwright, LB; Griffen Dahlstrom, LB; Alan Dick, SE; Richard Dilling, HB; Bill Eggebrecht, FS; Grant Gardis, LB; Steve Gornak, DE; Jim Howard, FB; Tobin Kerns, FB; Andy Liscinsky, C; Marc Longshore, CB; Gary Love, HB; Larry Luther, NG; Milford Marshall, HB; Tim McVay, SS; Kevin Nelson, LB; Fred Nye, T; Al Phillips, LB; Joe Potraza, DB; Isaac Price, LB/DL; Matt Rials, K/P; Darin Ward, LB; Cal Wilson, RH

50
 Leonard Alford, G; Mel Becket, C; Larry Black, Jr., DT; Vernon Chelton, C; Colin Christopher, G; Lewis Cobb, B; Saute Dean, LB; Tony Farruggio, G; Steve Fiacable, OL; Harvey Freeland, HB; Steven Golebiowski, LB; Chuck Griffith, C; Mark Heidel, C; Steve Helmich, C; Al Horn, C; Art Lehman, T; Michael Louthan, NG; Graham Martin, T; Jonathan Martin, C; Leonard Patrick, C; Doug Rhodus, C; Travis Rinnert, LB; Mike Roth, LB; John Sandberg, OL; Mike Sikora, RG; James Simpson, C; Joe Spillane, G; William Svyantek, RT; Ron Vargo, C; Tom Weiler, LB; Jeff Wiebell, C; Edwin Weitecha, C; Aaron Windbigler, DT; Ted Worcester, C

51
 Joe Amstutz, C; John Babcock, C; Chris Bayh, MLB; Bill Brusse, C; Steve Canfield, G; J.C. Coffee, E; Dick Czerneda, C; Brian Finney, C; Joslin Goodman, LB; Greg Guy, LB; Ryan Hawley, LS; Dirk Hines, C; Jack Holder, C; Evans Hughes, C; John Janzaruk, E; Randy Kobman, LB; Kevin Kruse, LB; Harold Mauro, C; Adam McClurg, LB; Joe Mills, C; George Parker, C; Tom Parker, C; Charles Razmic, C; Ben Smith, DT; Terrance Thomas, DL; Steve Tillery, LB

52
 Tony Aloisio, C; Tyler Altman, LB; Reb Brock, OLB; Bill Brusse, C; Gary Eckert, G; Steve Fiacable, C; Joe Grubish, C; Marlandez Harris, DL; Mike Hutsko, C; Ken Kaczmarek, LB/G; Tom Kalert, LB; Paul Knipscheer, K; Arnold Knoerl, G; Fred Lautar, C; Robert Patty, T; Geoff Poyle, C; Matt Rapanos, DT; Jeff Robinson, DE; Mike Scaletta, LB; Beau Schwegman, C; Jay Seib, C; Jarrod Smith, OL/DT; Donald Soukup, G; Arnold Steeves, C; Mark Stevens, C; Joe Tate, C; Bob Tillery, James Vesel, C; Don Wahl, T; Gene White, G; Jim Worstell, C

53
 Bill Allen, C; Steve Applegate, C; Emile Bass, DT; Brandon Bugg, LS; Kevin Bush, DE; Mark Deal, C; John Dolan, C; Tim Dugan, G; Wayne Ethridge, C; Colin Frost, LS; Kevin Glaser, LB; Jamarkus Gorman, G; Archie Harris, E; Glenn Holubar, RLB; Ray Kurowski, C; Jerry Lotz, T; Nick Lysohir, C; Jon Martin, C; Larry Martin, G; Adam McClurg, LB; Anthony Milazzo, C; Jim Miller, C; Brad Money, LB; Tim O'Connell, LB; Donnie Thomas, LB; Jeff Thomas, LB; Josh Ugoletti, LB; Fred Unger, C; Dave Zyda, NG

54
 Walt Bomball, G; James Brinton, C; Tom Buck, LB; Tim Bugg, LS; Dwight Gahn, C; Steve Georgakis, LT; Bruce Henderson, LB; Mike Ijams, C; Walter Jurkiewicz, C; Chris Lee, C; Jamie Lukaszewski, LB; Patrick Mallory, C; Francis Oleksak, C; Karl Pankratz, LB; Dan Phillips, DE; Mark Ramsey, LB; John Razmic, C; Dave Reda, C; Doug Schlereth, DT; Randy Smith, Richard Tackett, C; John Tavener, HB; Walter Thomas, C; Tom VanDyck, C; Bob VanPelt, C

55
 Dan Bauer, NG; Brandon Bugg, LS; Rod Carey, C; Chris Clarke, SST; John Dolan, C; Ronnie Ferrari, C; Ernie Ferrario, C; Colin Frost, LS; John Giangiacomo, C; Cordell Gill, LB/G; Jamarkus Gorman, G; Willard Hansen, T; Jerald Hooker, C; Bob Jones, DT; Deonte Mack, DL; John Maycox, G; Thomas Moorehead, E; Ray Plain, C; Russ Richardson, DL; Jabar Robinson, LB; Jim Sakanich, G; Carl Smith, DE; Bob Stebbins, C; Robert Stevenson, T; Brock Strom, C; Chuck Sukurs, C; Howard Wright, T

56
 B.J. Allen, G; Lorenzo Ashley, RT; Will Barada, G; Jodie Clemons, DE; Terry Colby, C; Frank Crossland, C; Joe DeFillippo, C; Dennis Edwards, OLB; David Fiegle, LB; Jason Gaines, OLB; Don Holland, LG; Mike Ijams, T; Andy Imes, LB; Geno Johnson, LB; Jack Kaminski, LB; George Karstens, C; Dan Kendzierski, RG; Josh Keyt, LS; Dave Kinniry, C; Ed Krulewitch, WSG; Larry Martin, C; Bill McDonald, C; Phil Neuhooser, G; Patrick Oldham, OL; Noah Parker, LB; Mel Patton, MG; Stan Pfander, LB; Brady Shields, LB; Todd Smith, G; Dave Spungen, T; Gary Staab, C; Jerry Sundley, C; Tom VanDyck, C; David Vaughn, SS

57
 Pete Bachman, DL; Bernard Berger, C/G; Ken Berrick, LB; Craig Brinkman, LB; Arthur Buechel, C; Dan Bueter, C; Bob Cameron, G; Corby Davis, FB; Joseph DeFillippo, C; Ray Dumke, B; Dave

Edds, G; Ernest Ferrario, C; John Fife, SSG; Jon Goodin, G; Mel Groomes, RHB; Josh Johnson, LS; Matthew Karls, WSG; Jammie Kirlew, DE; Tom Lahey, DL; Jeff Marx, G; Jason McWilliams, LB; Brad Mitchell, LB; Brad Myers, T; Charles Myers, WSG; Mark Rodriguez, DT; Bob Scharnowski, LB; Jeff Slabaugh, C; Dave Stuck, DT; Mike Stumpf, G; John Tavener, C; Bob Tillery, LB; Brian Tillery, T; Doug Warmbier, G; Kyle Warriner, LS; Tom Woodard, C; Ben Wyss, OL

58
 Joe Black, C; William Buckner, FB; Steve Campagnoli, C; Josh DeWitt, C; Vince Fisher, DT; Ross Fribbee, RG; Brad Gecina, SLB; Dennis Gedman, SSG; Joseph Guthrie, T; Chris Hofmeier, DT; Rick Kominiarek, LB; Jim MacLeish, WSG; Tyler McGuigan, OL; Curt Mettam, LT; Kenneth Moeller, C; Matt Moses, OL; Bob O'Keefe, G; Michael Parmelee, LG; Pete Piccirillo, RG; Robert Roberts, LB; Steve Sanders, LB; Steve Schreckengast, DT; Tom Sfura, C; Duane Sizemore, G; Greg Svarczkopf, LB; Konrad Thomas, LB; Phil Trinter, T; James VanSlyke, C; Ted Verlihay, LB; John Weaver, C; Courtney Young, DT

59
 Frank Ambrose, G; Mike Anderson, DT; Joe Cindrich, SSG; Larry Coleman, WSG; Salvatore DiPietro, LT; Eugene Drost, LG; Herschel Estridge, G; Herman Fowler, DE; Keith Gerst, C; Cleo Harbison, LB; Chris Holder, DE; Dennis Jeray, WST; Dick Kadiash, DT; Michael Mihelic, G; Mark Naaman, LB; Garon Oseff, T; Clem Pantalone, RG; Joe Polce, C; Ray Poponyak, T; Dave Prugh, DT; David Ray, C; Mike Reiter, OL; Gayle Robinson, LB; Pat Ronzone, B; Don Schanz, G; Paul Schwartz, C; Kevin Speer, C; Bill Sullivan, DRG; Greg Svarczkopf, LB

60
 Trevor Abbs, T; Gary Autry, G; Joseph Bicek, LG; Bob Boak, RG; John Bochnicka, G; Cleveland Brooks, G; William Buckner, LT; J.C. Coffee, G; Daniel Coughlin, RG; Bob Crable, G; Don Croftcheck, WSG; Richard Cyphers, T; Dave Edwards, LB; Benny Fioritto, G; Justin Frye, OL; Jerry Grecco, DT; Bill Kerr, G; Tom Lukawski, G; Will Matte, C; Gordon May, G; John Maycox, C; Troy Newton, G; John Olmstead, G; Dan Piercy, NG; Joseph Postulka, G; Jody Rogers, NG; Bob Vecchio, SSG; Craig Walls, LB; Pete Weber, G; Henry Whitfield, G; Stu Williams, DT

61
 Chris Ahlfeld, OL; Richard Barnhart, LG; Robert Battaglia, LG; Ronald Battreall, LG; Dan Boorman, G; Steve Canfield, G; Mike Carter, DL; Frank Coufalik, SSG; Dennis DeBlasis, WSG; Mike Eikenberry, G; Nate Evans, C; Sheldon Gayle; Troy Harker, T/G; Amonte Hollomon, LB; Ira Judge, SSG; Ken Kaczmarek, LLB; Kevin Kelly, LB; William Kincaid, T; Ethan Linn, T; Loren Maltby, LT; Chris Mann, C; Sam McGee, G; Tom McKinnon, T; Tim Mills, G; Jason Neel, LB; Anthony Oakley, G; Robert Ravensberg, LE; Mike Saban, G; Cal Snowden, DE; Jason Stealy, G; Rod Swartz, G; John Taylor, G; Derrick Toran, OLB; Mike Wilcox, G; Ben Wyss, OL

ALL-TIME ROSTER BY NUMBER

62
Leonard Alford, G; Bill Bergman, DRG; Melvin Branch, SSG; William Bringle, G; Charles Brown, RG; Greg Brown, DT; Howard Brown, G; Frank Ciolli, LG; Nathan Cornett, DT; Doug Dove, SSG; Joe Fitzgerald, LB; Larry Galofaro, RT; Jim Hannon, G; Dave Hightshue, SSG; Bill Holder, LG; Tom Houts, LB; Greg Jenkins, OL; Dane Kemp, DT; Fred Lautar, G; Jordan Marquette, OL; Gordon May G; A.C. Myler, T; Robert O'Keefe, G; Richard Parobeck, G; Anthony Pecoraro, G; Pete Piccirillo, RG; Al Rucinski, B; Dave Stuck, T; Joe Szabo, G; Matt Szymakowski, G; Terry Tallen, LB; Lloyd Tighe, LG; Alex Trombetta, SSG; Ralph Wagner, LG; E.G. White, G

63
Bob Battaglia, WSG; Jay Cantwell, G; Dave Cook, C; Doug Crim, G; Rich Delsanter, G; Don DeSalle, G; Brian Finney, C; George Fowler, B; Richard Haiston, RG; Howard Hamilton, RG; John Hammerstein, DT; John Johnson, WSG; Jeremiah Kellam, OL; Jerrell Kirlew, DL; Pete Kornyak, G; Charles Leo, RG; Mike Marchewka, MG; Larry Martin, RG; Ronald Mikulla, WSG; John Morgan, G; Casey Nowinski, LB; Milton Owens, OL/DL; Jerry Paige, T; Tom Schuette, RG; Jarrad Smith, OL; Lawrence Usher, E; John Wade, RG; Doug Warmbier, G; Steve Weissert, G; Gene White, G

64
Nick Abruzzo, T; Joe Balabon, RG; Fabiene Boone, DE; Al Bragalone, G; Mike Budney, DT; Randy Cate, LB; Breandan Conley, LB; John Connors, LT; Adam Del Rio, LB; Charles Dixon, WSG; Ken Ellis, WSG; Robert Harbison, RG; Brian Harshman, DT; Shawn Heuchan, G; Mike Hohl, DT; Don Howell, LG; Gene Jeric, G; Mark Johnson, DT; Bill Jones, T; Tom Meadows, SSG; Lamar Mills, DT; Chris Morris, T; Mike Napoli, DT; Tim Radtke, G; Collin Rahrig, OL; Robert Ricketts, G; Ghaton Ross, T; Bob Russell, LG; Pete Saxon, OL; Dean Shumaker, G; Bill Sparhawk, G; Steve Williams, DE; Joseph Zuzga, G

65
Gerhard Ahting, T; John Allen, G; Frank Ambrose, G; Dan Campese, RG; Terry Colby, G; Larry Coleman, SSG; Marc Damisch, OL; Joe Dedic, G; Joe Doggett, G; Tim Dowdell, G; Grant Gardis, G; Bob Geers, DT; Matt Genasci, G; Jeff Goldin, G; Jim Graessle, T; Ted Karras, RG; Jeremiah Kellam, OL; Lou Kollias, LG; Joe Kremer, DL; Jeff Lemirande, G; Francis Linonis, G; Dave Martin, WSG; Louis Minelli, RG; Kenneth Moeller, C; Mike Mondovics, LG; Al Nowak, G; Larry Olsen, DRG; George Parker, C; Mickey Parmelee, RG; Michael Rabold, G; Jeff Sanders, OL; Matt Snyder, G; Charles Steele, G; William Stevens, T; Robert Such, LG; John Wade, G; Robert Walther, G; Pete Weber, G; Keith Whitlock, DT; Lou Zobrosky, G

66
Clarence Bauer, G; Carmen Bencivenni, SSG; Aaron Bern, OL; James Broyles, G; Elvin Caldwell, WSG; Sam Congie, RG; Rocco DeCicco, LB; Troy Drake, DT; Don Evans, G; Jack Francis, G; Thomas Hall, LG; Rick Ishida, MG; Danny Marr, DT; Dennis Mills, MG; Keith Morran, G; Charlie Murphy, LB; Jeff Phipps, DE/G; Aaron Price, OL; Bob Riley, T; Edward Roth, T; Lance Royer, WSG; Joe Sweeney,

G; Chris Voltattorni, OL; Dean Vonderheide, G; Casimir Witucki, G; Dennis Zeigler, OL

67
Oree Banks, LG; Gene Battreal, G; Barry Boulanger, WSG; Angelo Burrelli, G; Toby Coffey, LB; Bryan Cooper, T; Willie Davis, T; Russell Deal, RT; Pat Egan, G; Cody Faulkner, OL; Jamil Frink, DT; Rin Grossman, QB; Richard Haneline, LLB; Jim Hannon, G; Richard Huffman, T; Kay Hutsell, G; Benyard Jones, DT; Mark Kaiser, DT; Brian Koch, G; Tom Kruyer, G; Rob Kvietus, MG; Craig Marks, T; James McGuire, B; Pat McShane, OL; Dennis Mills, C/T; Eric Moore, C; Carl Nestor, G; Don Noone, SSG; Vincent Oliver, B; Robert Patty, T; Mike Pierce, DE; Ralph Poehls, SSG; Dan Rutigliano, OL; Mark Rodriguez, G; Jim Shuck, G; Joel Stubblefield, DE; Danny Thomas, G

68
Walter Bartkiewicz, G; Scott Becker, T; Jeremy Belcher, Mike Brown, DT; Gary Cassells, LG; Jason Czup, DT/DE; Daryl Drummond, C; Bernard Feigen, G; Jason Fryer, DT; George Heaton, G; Jack Hienton, DT; Mert Hoagland, LG; Al Hodor, G; Brandon Joyce, G; John Karlowicz, LG; Mike Keyser, G; Jack Love, E; Dennis Martin, WSG; Graham Martin, T; Jack Martin, B; Chris Matteo, G; Joe Moore, RG; Pat Nutz, G; Marc Powell, S; James Rapp, WSG; Russ Richardson, DL; Henry Robbins, G; Colin Rodkey, OL; Ken Schermer, E; Denver Smith, MG; Mike Stark, OL; Jason Stealy, G; Nick Stellavato, WSG; Ken Strakis, DT; Ted Verlihay, DLG; Mike Visnich, DE; Andy Waller, T; Jim Wersky, G

69
George Batalis, G; Marsh Blackburn, G; Bob Boak, SSG; Bob Cameron, G; Lyle Carlson, T; Tom Cousineau, LG; Carl Dougherty, T; Sean Edmundson, OL; Derek Frye, DL; George Gianakopoulos, T; Robert Haak, T; Bill Holder, SSG; Bill Hyden, DLG; Mark Kaiser, DT; Ted Karras, RG; Jeff Kovesy, C; Chris Lowery, OLB; Craig Marks, DT; John Mecklenburg, G; Mick Mentzer, DT; Bill Paulus, G; Mike Pierce, G; Edward Pihonsky, G; Randy Schneider, T; William Smith, RT; Mark Snyder, T; Rocco Tarstana, RG; Brett Taylor, T; Jim Trimble, T; Mike Visnich, DT; Mike Wasdovich, WSG; Jim Werskey, T; Dick Wheelwright, LG

70
Ramon Alexander, E; Bill Bergman, DRT; Ed Bosak, RT; Jason Carroll, DT; Ron Collins, DT; Terry Conley, T; Bob Crable, T; Enoch DeMar, G/T; Robert DeMarco, RT; John DeVries, DT; Tim Eckert, T; Charlie Emerson, OL; Paul Graham, B; Russell Harrell, B; Albert Haywood, DT; Paul Hearn, OT; Ken Hollister, DT; Allan Horn, C; Ed Ivanyo, T; Bob Johnson, T; Lester Johnson, RT; Bill Jones, T; Kevin Kelly, NG; Doug MacGillivray, RG; Thomas Meadows, SSG; Tim Mills, T; Charles Niblick, B; James O'Connor, LT; Justin Pagan, OL; Dan Rhoden, T; John Roper, RT; Wayne Sadowski, SSG; Tom Sfura, C; Jim Shuck, C; Joe Simmons, T; Gerry Spahn, T; Alex Trombetta, SSG; Lucky Wallace, C; Don Wood, RT

71
John Andrews, T; Bobby Brandt, T; Frank Coufalik, SSG; Salvatore DiPietro, RT; Phil Dykstra, T; James

Evans, OL; Tom Gallagher, LT; Jim Graessle, T; Steve Gornak, G; Luis Hernandez, DT; Chris Hofmeier, G; Evans Hughes, WST; Bill Ivan, OL; Jeremy Johnson, T; Edward Judge, DL; Carl Kirkpatrick, RT; Oscar Lange, B; Jim Logan, G; Doug McCoy, G; Gerald Michko, T; Jerry Morrical, LT; Ed Morris, WST; Robert O'Connell, C; Patrick Oldham, OL; Joe Pawlitsch, DT; Alex Perry, OL; Melvin Piontkowski, LT; Gus Psaltis, T; Chris Smith, T; Dan Spencer, DT; Glen Spinks, G; Ernest St. Jacques, LT; William Syvanteck, T; Terrance Thomas, DL; Carl Varner, T

72
Charles Armstrong, LT; Tim Atwood, SSG; Derek Barnett, DE; Tom Bove, T; Dave Bradley, E; Henry Dzienislaw, E; John Erickson, RT; Chuck Gannon, T; Andrew Greene, G; Charles Hurler, G; Chris Jahnke, C; Bob Kirk, T; Joe Kostka, G; Charles Leo, WST; Nick Luce, OL; Andrew McDonald, OL; Greg McGuire, DT; Gerald Michko, T; Chad Miller, DT; Todd Oberdorf, T; Rock Osmon, WST; Doug Peacock, T; Jesse Phillips, G; Pete Piccirillo, T; John Sclicpea, T; Tim Shickell, DT; Robert Skoronski, RT; Ray Slampyak, RT; Russell Sloss, C; Joe Sutor, DL

73
Gerhard Ahting, T; Craig Atkins, T; William Bammer, G/T; Dan Bassett, E; James Brewer, OL; Howard Brown, LG; Russell Burns, LT; John Dailey, T; Paul Falduto, LT; Moses Gray, SSG; Dave Greene, DRT; Shawn Harper, T; Brandon Hatcher, DT/OL; Fred Huff, T; Harry Jagielski, RT; John Johnson, WST; William Jones, T; Ron Klenoski, T; Ron Lewellen, SSG; Paul Mandina, DT; Joseph Matesic, LT; Jon Mills, DRT; Clifton Payne, DT; Frank Piwarski, DT; Bob Sikora, T; Chris Simons, T; Dan Spore, G; Andrew Washington, T; John Widaman, E; Bill Wood, T

74
John Cleveland, WST; Pita Elisara, T; Charlie Chapman, OL; Mark Filburn, G; Joe Gall, T; Josh Hager, OL; Walt Harris, DT; Steve Heavyside, T; James Hickam, T; Jack Janney, SSG; John Jones, DLG; Conney Kimbo, LT; John Kokos, T; Chris Liwienski, OL; Chris Mangiero, C; Gerald McDonald, RT; Daniel McGrath, LT; Curtis Mettam, LT; Scott Montoya, DT; Craig Osika, C; Charles Peal, T; Wilfrid Rawl, T; Pete Russo, T; Al Schmidt, T; Mike Sikora, RT; Butch Smrt, DT; John Sungail, T; Pete Tabaka, DT; Adam Tingle, OL; Randy Willhite, LB

75
Kevin Allen, T; Ian Beckles, G; Randy Beisler, DLT; Nate Borden, RT; Jason Boyd, T; Steve Georgakis, LG; Rich Goyer, OT; Damon Gregory, DT; Adam Hines, OL; Daniel Holland, RT; Peter Iacino, T; Chauncey Incarnato, OL; Larry Jameson, DT; John Johnson, WST; Jim Kerekes, WST; Ted Lukachyk, T; Mike McCord, G; Eric Moore, T; Joe Moore, WST; Sione Ouhafi, C; Gregg Orth, SSG; Mike Otto, G; Mike Rabold, LT; Richard Rehm, T; Doug Rhodus, LT; John Roper, T; Ed Sidwell, LT; Nicholas Stiger, DT; John Smith, G; William Smith, LG; Bob White, DT; Arik Wolf, OL

76
Victor Allotey, OL; Doug Bailey, G; Ken Ball, DT; William Bird, T; Bill Bringle, G; Elmer Burton, DE/DT; Charles Campbell, WST; Russ Compton, DT/ MG; Nate DeArmond, G; Dave Easterly, NG; Cody Evers, OL; Mike Field, LT; Ed Harrison, T; Charley Hurley, RT; Chris Jahnke, G; John Jereck, LT; Chris Jones, T; Robert Joseph, T; Kent Landefeld, LT; Steve Lasher, T; Jason Mack, C; James Marck, LT; Jesse McCune, T; Dan McGrath, LT; Tom Moorehead, LT; Phil Neuhauser, G; Jesse Newkirk, T; Ralph Poehls, WST; Rodger Saffold, LT; John Sclicpea, T; Isaac Sowell, T; Dave Spungen, T; Ken Strakis, DT; Alex Trombetta, SSG; Rod Walden, DT; Richard Zoll, SST

77
James Barker, SSG; Bo Barzilaukas, DT; Carl Barzilaukas, DT; Sam Congie, T; John David, DT; Bruce Davis, WST; Willie Davis, T; John Debbout, DT; Bob Gergely, RT; Josh Hager, OL; Steve Heuser, T; Chauncey Incarnato, OL; David Knowles, T; Joseph Krizan, LT; Tom Lahey, RT; Kenny Love, DT; Mike McCord, T; Chad Miller, C; Brad Myers, T; Alex Perez, DT; Ted Ross, LT; Don Shrader, G; Jay Sieb, T; Jeff Slabaugh, SSG; Joe Swainski, RG; Glen Spinks, T; Sam Talarico, T; Phil Trinter, T; Jacob Wagner, T; Lloyd Wagnon, LG; Ron Zilkowski, T; Robert Zimny, T

78
Edward Bell, T; Scott Boatman, C; Steve Brown, T; Tony Carter, DL; Joseph Checkley, RT; Doug Crusan, RT; Jerry Dempsey, T; Dale Dumke, SS; Charles Emerson, DT; Larry Essenmacher, LT; Tom Freeze, LG; Joseph Gall, T; Robert Gergely, SSG; Ernest Hezzi, G; John Goldsberry, RT; Jim Haas, WST; Berry Handley, T; George Heaton, T; Paul Herron, T; Steve Heuser, T; Jack Hoffman, DT; Bob Iatarola, T; Arthur Lehman, T; Craig Robeen, T; Al Sabol, T; Matt Shelley, OL; Bill Sparhawk, T; Carl Spitaleri, T; Clay Stuart, T; Doug Swafford, T; Kyle Thomas, OL; Clay Williams, T; Dennis Zeigler, OL

79
Scott Anderson, OL; Khalfani Banks, OL; Doug Baumgarten, T; Matt Bomba, DT; Wayne Brucewitz, LT; Bob Corrigan, SSG; Mark DiSalvo, DE; Joe Doggett, T; Dennis Evans, T; Cody Faulkner, OL; Marlon Flemming, DT; Jeff Fryar, T; Bill Geiger, T; Anthony Griguts, WST; Lin Henderson, RT; Mike Ijams, T; Dan Jackovich, T; Chris Jones, NG; Joseph Kempf, T; Conney Kimbo, LT; Dave Knowles, DT; Frank Koufalik, WST; Arthur Lehman, T; Don Luft, E; Steve Moorman, DT; Brendan Moriarty, SSG; Ralph Poehls, WST; Dennis Rose, DT; Frank Smith, T; Bob Sobczak, RT; Rick Spickard, T; James Trimble, T; Vernon Wright, SSG; Richard Zoll, LT

80
Sam Addison, WR; Chris Banks, WR; Tom Bilunas, DE; Greg Brooks, WR; Charley Byrnes, WR; Ken Carpenter, SE; Gary Cassells, DRE; Robert Corrigan, RE; Mark DiSalvo, LB; Jerry Dorsey, WR; Neal Fallar, T; Chris Finley, CB; Mark Fishel, SE; Charles Garmong, E; Ray Grascch, WSE; Robert Gwin, E; Andre Hall, CB; Travis Haney, WR; Ted Hasapes, LE; Tom Keenoy, TE; Deron Kintner, TE; Paul Kurchuris, SSE; Joe Moore, RG; Louis Pinnock, DE; John Popka, E; Ronald Rauchmiller,

T W E N T Y - E L E V E N
INDIANA FOOTBALL
HISTORY

ALL-TIME ROSTER BY NUMBER

LT; Rob Ryzdewski, LB; Tom Templin, SE; Emil Uremovich, T; Gene Wallace, LE; Sean White, LB; Dorian Wilkerson, WR; Euell Wilson, WR; Logan Young, WR

81
 Tony Aloisio, RE; Lars Anderson, TE; Ted Aucreman, WSE; John Aveni, RE; Willie Bates, LB; Donald Bonomo, LE; Bobby Brandt, TE; Charles Chesbro, E; John Congdon, E; Ken Crase, WR; Jack Crouch, E; Tandon Doss, WR; Al Gage, TE; Greg Guy, TE; Dave Harangody, TE; Ryan Hartman, WR; Bob Kizer, TE; Rhett Kleinschmidt, WR; Paul Kobulnicki, RE; Ernie Kovatch, LT; Willie Middlebrook, SSE; Lou Mihajlovich, RE; Keith Morran, TE; Larry Morwick, DE; Mike Napoli, TE; Robert Ricketts, E; Tony Rocco, WSE; Trent Smock, WR; Damian Swain, WR; Joe Tracz, TE; Phil Tremaine, WR; Terrance Turner, WR; Duwyce Wilson, WR

82
 Dewey Alverson, RE; Joe Bartkiewicz, RE; Brad Bostic, TE; Greg Bowen, FS; Tim Capen, WR; Francis Carter, RE; Hugh Craton, RE; David Day, WR; Kendrick DeKoning, OLB; Mark Deming, TE; Charles Dillard, LE; Richard Frank, E; Jim Grubaugh, C; James Hardy, WR; Robert Hatfield, E; John Heaton, WSE; Greg Hobbs, WR; Allen Jackson, LB; James Kirwan, DT; Dave Lilja, TE; Ed Maguire, DE; William Mitchell, RE; Keith Morran, TE; Dre Muhammad, WR; Edward Nemetz, LE; Tom Padgett, TE; Pete Pihos, E; Roosevelt Robertson, WSE; Michael Robinson, WR; Tom Schwartz, E; Mark Smythe, DT; Dan Spahn, E; Dan Spencer, T; Tom Trainer, WSE; James Wallace, LB; Sylvester Wilson, FL; Robert Zoll, TE

83
 Kenny Allen, WR; Jerry Anderson, E; Lorenzo Ashley, SSE; Jamie Barber, FS; Ted Bolser, TE; Francis Carter, RE; Mike Clark, SE; Norman Craft, E; Kris Dielman, TE/DL; Taylor Donnell, TE; Mike Eikenberry, DE; Patrick Fellingner, LE; Tate Harbottle, LB; Frank Hoppe, LE; Ed Kalupa, TE; Bob Kizer, TE; Ted Kluszewski, E; Tom Kruyer, DE/G; Matt O'Neal, TE; Dan Powers, TE; Bill Quinter, WSE; Steve Rohe, DE; Jim Sniadecki, LB; Chris Swartz, WR; Frank Torak, E; Paul Walker, E; Sean White, OLB

84
 John Aveni, LE; Robert Bass, OLB; Jeff Beaton, OLB; Jason Boyd, TE; Jamonne Chester, WR; Rod Coleman, TE; Bill Couch, SE; George Edgar, TE; Matt Ernest, WR; Ken Gipson, TE; Gary Gooden, WR; John Gorkis, E; Don Henry, E; Edward Kane, RE; Pat Kerin, TE; Jim Kinner, G; Scott Kusiak, WR; David Lewis, WR; Bill Malinchak, WSE; Brown Marks, DLE; Dave Martin, SSE; Steve Mastin, TE; Randy Maxwell, TE; Jack Nash, E; John McNulty, RE; Ron Miller, RE; James Moss, E; Bill Peterson, WR; James Peterson, E; Nick Polk, WR; Roy Pratt, WSE; Frank Prosek, SSE; Eli Rasheed, DT; James Roberson, LE; John Roberson, RE; Edward Roth, T; Jeff Sanders, TE; Kees Scarff, WSE; Bob Stephenson, TE; Jacob Wagner, OL; Jerry Wiseman, DE

85
 Tony Abraham, LB; Stephen Anthony, TE; Matt Bomba, OLB; Lou Christofoli, OLB; John Debbout, DE; Bob DeStefano, WSE; Mark DiSalvo, DE; Brian Faires, DE; Robert Fee, LE; Douglas Ferry, SSE; Doug Finlayson, SE; Rich Goyer, TE; Brian Hammermeister, WR; John Heaton, PK; Jim Kerekes, SSE; Ralph Kinsey, TE; Ben Klusmeyer, TE; John Koenig, TE; Alex Kumnick, OLB; Scott Kusiak, WR; Thomas Lewis, WR; Charles Love III, WR/TE; Lance Malott, OLB; Willie May, LE; Mark Miklozek, TE; Ron Miller, WSE; Kent Myers, E; Mike Ross, TE; Matt Rohan, TE; William Uecker, RE; Tom Weidenbenner, TE; Sam Winston, LE; John Zuger, LE

86
 Abe Addams, LE; Mark Ames, LB; Cliff Anderson, E; Ed Beeman, DE; Craig Brinkman, TE; Richard Bruenoehler, E; Matt Buchholz, TE; Damien Chaubert, LB; Earl Faison, SSE; Delnor Gales, LE; Paul Haan, WR; Casey Haines, TE; Virgil Horne, SSE; Tim Jordan, TE; James Kerins, E; Daniel Knox, WR; Charles Mallory, LB; Mike Marchewka, TE; Brad Martin, TE; Bill McCaa, DE; Tom McKinnon, TE; Scott McNabb, TE; Leroy Moon, LG; Alan Myszewski, TE; Larry Napolitan, E; Michael Robinson, WR; Tyke Spencer, WR; Joe Sweeney, TE; Jeff Tonner, SE; Kevin Westover, TE; Guy Wheeler, SE; Bernard Whittington, DE; Terry Woodburn, FL

87
 Rob Allan, TE/LB; Eddie Baety, WR; Stephen Baxter, WR; Robert Curley, SS; Gene Dahlin, SE; Dave DeMuth, SE; Bob Fiorini, WSE; Stoner Gray, CB; Aaron Halterman, TE; Leneil Himes, TE; Dave Hoehn, DE; Frank Hoppe, E; Al Kamradt, TE; Pat Kane, E; Len Kenebrew, WR; Nick Lysohir, QB; Joe Maglish, LE; Tom Moorehead, LT; Dave Mounts, SSE; Matt Parker, TE; Merle Reed, E; Terry Saunders, TE; Glen Scolnik, WR; Bill Seach, SSE; Dick Silverthorn, RE; Frank Skoronski, LE; Kenny Smith, E; Al Thurman, LB; William Uecker, E; Troy Wagner, TE; Guy Wheeler, WR; Aaron Williams, DE; Winston Williams, WR

88
 Sam Addison, WR; Lloyd Anderson, SSE; John Andrews, TE; Bill Armstrong, SE; Damarlo Belcher, WR; Calvin Bell, OLB; Stephan Benson, WR; Brad Bomba, RE; Spencer Cummings, LB; Dick Deranek, RHB; Jon Eickstead, DLE; Dereck Force, DE; Mike Friede, SE; Trent Grant, OLB; Ross Hales, TE; Ted Hasapes, E; Robert Insera, LE; Pat Kerin, TE; Bob Lawrence, RE; David Lewis, WR; David Little, WR; Bob Long, SE; Ken Long, SE; Sterling Mintzer, TE; Dan Piercy, DT; Nick Sexton, TE; Ed Sidwell, T; Doug Swafford, TE; Harry Tallon, E; Aaron Udler, TE; Dick Wervey, SSE

89
 John Aveni, E; Don Bonomo, LE; Chad Campbell, LB; Bill Couch, SE; William Driver, LE; Doug Dunlop, DLE; Howard Elliott, E; John Gorkis, RE; Duane Gunn, WR; John Hanahan, S; Tom Hanson, OLB; Greg Harvey, TE; Joe Johnson, TE; Rudy Kuechenberg, SSE; Ron Kvietkus, DT; Harold Legel, E; Nate Lundy, FL; Aaron Mobley, DB; Donald Nymberg, LE; Tim O'Conner, WR; Bill Olsavsky, SSE; Craig Osika, TE; Tony Persichetti,

TE; Alvin Peterson, E; James Rahman, LE; Peter Rubinielli, E; Chris Rudanovic, TE; Merritt Smith, E; Steve Sparks, FL; Eric Stolberg, SE; Dan Thompson, TE; Clarence Todd, CB; Darin Ward, TE; Mike Winslow, DE; Brian Zematis, DL/TE; Mike Ziarko, LB

90
 Nick Abruzzo, DE; Jeremy Belcher, DT; Walter Caine, RE; Chris Cook, TE; Jim Dowdle, WSE; John Erickson, LT; Charles Fitzgerald, DT; George Gibbs, RT; Andy Halterman, TE/LB; John Hobson, WSE; Kay Hutsell, T; Bill Manolopoulos, K; Chris McCoy, DT; Marshall McCullough, DE; Chris McLaughlin, TE; Todd Newman, DT; Sione Oluafu, DL; Mel Parker, G; Geoff Poyle, NG; Dick Proffitt, SE; Vince Shay, DE; Ozie Sparks, LB; Rick Spickard, TE; Rob Sullivan, TE; Harry Tallon, RE; Eric Thomas, DL/TE; Pete Thorn, TE; Mike Winslow, TE

91
 Michael Angelo, DT; Bill Baker, DT; Rashaan Baskerville, DT; Jeff Boyd, DL; William Buckner, LG; Terrance Dawson, DL; Doug Dove, SST; Nick Ford, K; Ken Fournier, SSE; Jeff Fryar, DT; Steve Gobert, LB; Tom Hilligoss, DLE; Dan Kobi, LB; Chris Merritt, CB; Melvin Parker, G; Paul Phillips, TE; Nathan Rabideau, WR; Eli Radke, DE; Drew Robbins, K; Jim Sams, NG; Rob Schmit, DT; Steve Schreckengast, DT; Dereck Shaw, DE; Rick Stover, TE; Greg Svarczkopf, LB; John Taylor, G; Pete Vanderzeyde, RE; Alan Voorhis, DLE; Harvey Wenz, RE; Vernon Wright, WST; Brian Zematis, TE

92
 John Allen, TE; Jerry Anderson, SSG; Ken Ball, MG; Dwain Bingham, G; Barry Bronson, DLT; John Carlson, T; Bob Fiorini, WSE; Richard Frank, LE; Curt Goode, TE; Steve Gornak, G; Paul Gresk, LB; Nolan Harrison, DT; Kenny Kendal, DL; Dan Krivoshia, LE; Al Leake, DT; Greg Middleton, DE; Lamar Mills, DE; Bernard Pokrzywinski, SSE; Matt Quigley, OLB; Kemp Rasmussen, DT; Harrison Scott, DL; Mark Snyder, T; Dan Stryzinski, P; Joe Sweeney, DE

93
 James Barker, DLT; Roger Bir, DT; Greg Brown, DT; Jerry Clarke, DT; Charles Dunn, T; Charlie Emerson, DL; Tom Fisher, T; Michael Hines, P; Roland Inskeep, SSE; Fred Jones, DL; John Jordan, DE/DT; Kyle Lambeck, P; Randy Lawson, DT; Charles Leinenweber, WSE; John Lumpkin, DE; Jerry Madlung, DT; Hurvin McCormack, DT; Mike McCurry, DT; Adewale Ogunleye, DE; Marc O'Malley, DT; Mike Ross, TE; Keith Smith, DT; Gene Sojka, LB; Ralph Wagner, LG; Henry Whitfield, G; George Wortley, SE; Ron Zilkowski, DT; Robert Zoll, SSE

94
 Victor Adeyanju, DE; Lloyd Beach, SSE; Tony Brown, DE; Fabiene Boone, DL/TE; Jim Cocanour, SE; Javon Cornley, DL; George Doehla, DE; Jim Hudson, MG; John Hynes, DT; Verlin Jackson, RG; Josh Johnson, LB; David Kinniry, LB; Alan Latshaw, DE; Carlos Marte, TE; George McElhaney, E; Roger Murray, DE; Bill Simon, LB; Corey Taylor, FB; Marty Young, MG

95
 Doug Bailey, DE; Richard Barnhart, G; Charles Beauchamp, DE; Eric DeBord, DE; Dave Edds, DE; John Fife, WSG; Bobby Garrison, WR; Troy Grosfield, K; Pete Hall, DE; Walt Harris, DT; Benyard Jones, DT; Don Jones, DE; Walt Jurkiewicz, DRE; Joe Kremer, DT; Dan Marr, LB; William Mitchell, RE; Sean Nelson, DE; Louis Pinnock, DE; Bob Riley, DE; Lee Rose, LB; Jeff Sanders, TE/LS; Terry Smith, WR; Richard Sprau, DRT; Rob Swartz, T; Arik Wolf, DL

96
 Kyle Badgley, P; Chris Beatty, DL; Yeronimo Cirriaco, DT; Mike Cross, G; Mark DiSalvo, LB; Victor Furiga, G; Frank Hoppe, LE; Brian Hunnicut, DT; Kyle Kozak, DL; John Laihinin, DL; Jamie Lukaszewski, LB; Arnold Marshall, WSG; George Milligan, DT; Jim O'Rourke, T; Bill Pipp, DE; Clarence Price, DE; Mark Rogers, K; Rick Sramek, DE; Trevor Wilmot, LB; Arik Wolf, DE; Richard Zoll, RT

97
 Cliff Adams, WST; Chuck Allen, DT; Bill Baker, DT; Larry Black, Jr., DT; Keith Burrus, DT; Gordon Bramel, DT; Lyle Carlson, DT; Derrick Daniels, OLB; Willie Davis, DT; John Herich, DRE; Bill Holder, DRG; Neal Jones, DL; Martin Lapostelle, MLB/DL; Steve Gray, OLB; Larry McDaniel, DE; Matthew McGrath, MG; Jim Merrell, DE; Ray Newman, LG; Andy Novak, TE; Matt Prusiecki, P; Eli Rasheed, DT; Bob Spicer, DE; Brent Tisdale, DE; Bill Wolfe, DT

98
 Tyson Beattie, P; Jim Bunning, DE; Kevin Burrus, DT; Mike Conti, RT; Nathan Davis, DE; Gary Donatelli, DT; Dennis Edwards, DE; Curt Goode, DE; Mike McCroskey, DHB; Andy Novak, TE; Darrell Oakley, MG; Tim O'Connell, LB; Bill Perry, SE; Adam Replogle, DT; Dominique Smith, DT; Terry Smith, WR; Daniel Stryzinski, P; Kyle Thomas, OL; Louis Urbancic, TE; Wendell Vance, RT; Mike Visnich, DE; Todd Walker, FB; Tom Weidenbenner, OLB

99
 James Atkins, DL; Derek Barnett, DE; Emile Bass, DL; Doug Bates, OLB; Ken Berrick, LB; Matt Bomba, DT; Ernest Burnett, DT; Chris Burtis, G; Dan DeGraene, DG/T; Ben Ishola, DE; Kendall Flemings, OLB; Nick Freeland, K; Neal Jones, DL; Jason Kaylor, DT; James McLemore, TE; Greg Meyers, T; Tim O'Connell, LB; Dave Prugh, DE; Tim Ricker, CB; Tim Roberson, DT; Bob Spicer, DE; Brent Tisdale, DT; Aaron Williams, DE

T W E N T Y - E L E V E N
INDIANA FOOTBALL

HISTORY

ALL-TIME LETTERWINNERS

A

Abbs, Trevor 2001
 Abrams, David F. 1975, 76, 77, 78
 Abruzzo, Nick 1997, 1999
 Adams, Daniel 1982
 Adams, James K. 1938 (Mgr.)
 Adams, James S. 1920, 21 (Mgr.)
 Adams, Michael E. 1967, 68
 Adayanju, Victor 2002, 03, 04, 05
 Addams, Abe B. 1944
 Addison, Samuel J. 1983
 Ahler, Jamie 1990, 91
 Ahting, Gerhard 1978, 79, 80
Adkins II, Christian S. **2008, 09, 10**
 Adkins, David 1980 (Mgr.)
 Ahlfeld, Christopher R. 2010
 Alexander, Chuck 1978, 79, 80
 Alexander, Ramon L. 1943
 Alford, Adrian N. 1943
 Allen, David T. 1979 (Mgr.)
 Allen, Eric 1994, 95, 96
 Allen, Frank E. 1914, 15
 Allen, John T. 1971
 Allen, Kenny A. 1984, 85, 86, 87
 Allen, Kevin E. 1981, 82, 83, 84
 Allerdice, James K. 1943
 Allotey, Victor 1994, 95, 96, 97
 Aloisio, Tony L. 1954, 57, 58
 Altman, Tyler 2006
 Ambrose, Frank 1992
 Armstutz, Gerald J. 1954, 55, 56
 Andersen, Richard C. 1960 (Mgr.)
 Anderson, Clifton Jr. 1949, 50, 51
 Anderson, Clyde L. 1958, 59, 60
 Anderson, Frank W. 1937 (Mgr.)
 Anderson, Gerald K. 1951
 Anderson, Jerry L. 1961
 Anderson, Johnny 1999, 00
 Anderson, Lars 1991, 92
 Anderson, Michael J. 1982, 83, 84, 85
 Anderson, Scott 2003, 04, 05, 06
 Anderson, William P. 1935, 36, 37
 Andrews, Brett W. 1980
 Andrews, John M. 1968, 69, 70
 Ane, David 1987, 88, 89, 90
 Anglemeyer, Charles E. 1931, 32, 33
 Anthony, Stephen 1999, 00, 01, 02
 Antonini, Ettore 1933, 34, 35
 Antonini, Fred 1929, 32, 33
 Applegate, Steve D. 1967, 68, 69
 Arbuckle, Aaron 1978, 79, 80
 Armstrong, Charles L. 1945, 46
 Armstrong, William F. 1944, 45, 46
 Armstrong, William S. Jr. 1971, 72, 73
 Arnett, Scott 1976, 77, 78
 Arnold, Robert W. 1941 (Mgr.)
 Arthur, Randy 1980 (Mgr.)
 Artman, Joseph M. 1902, 04
 Artman, Oliver C. 1911
 Ashburner, Richard E. 1951, 52
 Ashby, Lucian Otto 1929, 30
 Ashley, Lorenzo 1964, 65
 Atkins, Craig 1995
 Atkinson, Bill 1972, 73, 74
 Atwater, Munson D. 1893
 Aucreman, Ted L. 1958, 59
 Autry, Gary C. 1976, 77
 Aveni, John P. 1957, 58
 Aydelotte, Frank 1898, 99
 Aydelotte, William E. 1903, 04, 05

B

Babb, Jesse L. 1931, 32, 33
 Babcock, John W. 1972, 73, 74
 Badar, Rich 1962, 63, 64
 Baer, Charles S. 1931
 Baety, Edward 1991, 92, 93, 94
 Bahr, Wilfred A. 1921
 Bailey, James A. 2005, 06, 07
 Bailey, James R. 1961, 62

Bailey, John D. 1969, 71
 Bailey, Josh 2006
 Bailey, Marcus A. 1971, 72, 73
 Baisley, Jamie 1993, 94, 95, 96
 Baker, Andy 1994 (Mgr.)
 Baker, Bill 1976
 Baker, Brandon 2001
 Baker, Ward N. 1927, 28
 Balay, Paul L. 1927, 28, 29
 Balfour, Lloyd G. 1905
 Ballou, David 1997, 1999
 Banka, John A. 1931
Banks, Antonio **2010**
 Banks, Christopher J. 2007, 09
 Banks, Dair R. 1966, 68
 Banks, Khalfani 1995, 96, 97
 Banks, William H. 1902
 Barbour, Herbert V. 1995
 Bardwell, Cameron 1991
 Barker, James E. 1966
 Barnes, Nick 1974, 78
 Barnett, Derek 1999, 00, 01, 02
 Barnett, Jeff 1971, 72
 Barnhart, Hugh A. 1912
 Barnhart, Richard J. 1952
Barnett, Lawrence E. **2010**
 Bartkiewicz, John J. 1952, 53, 54, 55
 Bartkiewicz, Joseph F. 1946-49
 Bartkiewicz, Leonard 1960
 Bartkiewicz, Walter C. 1946, 47, 48, 49
 Barzilauskas, Bo 1994
 Barzilauskas, Carl J. 1971, 72, 73
 Bass, Emile J. 2006, 07
 Batalis, George 1995, 96
 Bates, Willie 1985, 86, 87, 88
 Battaglia, Bob 1958, 59
 Battreall, Ronald W. 1956
 Batts, Michael 1992, 93, 95
 Bauer, Dan 1985, 86, 87, 88
 Baughman, Mike 1967, 68, 69
 Baumgarten, Doug 1999
 Baxter, Neal E. 1928, 29, 30
 Bean, William E. 1921
 Bear, Scott 1988 (Mgr.)
 Beasley, Nelson G. 1934, 35, 36
 Beattie, Tyson 2003, 04, 05, 06
 Beatty, Chris 2002
 Beauchamp, Charles 1990, 91, 92, 93
 Bebbe, Kerry L. 1971 (Mgr.)
 Beck, William E. 1971
 Becks, Brett 2000, 01
 Becket, Melvin H. 1950, 51
 Beckles, Ian 1988, 89
 Beckner, Arthur J. 1926
Beckum, Leon **2008, 09, 10**
 Beeson, Harold 1932, 33, 34
 Beeson, Harry 1931
 Beisler, Randy 1963, 64, 65
Belcher, Damarlo **2008, 09, 10**
 Belcher, Jeremy 2001, 02
 Belden, Bodine 1988
 Bell, Edward 1941, 42
 Bell, George 1953, 54
 Bell, Leonard C. 1983, 84, 85, 86
 Bell, Ronald E. 1957, 59 (Mgr.)
 Bell, Vern S. 1918, 19, 20
 Belu, Mike 1995, 96
 Bencivinni, Carmen 1962, 63
 Benner, Wayne W. 1948, 49
 Bennett, Charles (Chuck) 1926, 27, 28
 Bennett, Lance 2003, 04, 05, 06
 Bennett, Kenneth W. 1928, 29
 Benson, Hayward S. 1982, 83
 Bergman, William J. 1965, 66, 67
 Berndt, Arthur 1908, 09, 10
 Bernoske, Daniel G. 1924, 25
 Bethel, Ron 1999, 00, 01, 02
 Bibbs, Andrew H. 1946
 Bieker, Mark 1985 (Mgr.)
 Bilunas, Tom 1966, 67, 68

Bird, William J. 1949, 50, 51
 Birr, James O. 1937
 Bishop, George P. 1925, 26
 Bizzell, John 1967, 68, 69 (Mgr.)
 Black, Joseph H. 1942
Black, Jr., Larry **2009, 10**
 Blackburn, Marsh H. 1951
 Blastick, Michael 1993
 Bloom, Benton J. 1903, 04, 05, 06
 Bloss, William H. 1886, 87, 88
 Blythe, Stephen E. 1966
 Boak, Robert J. 1958, 59
 Boarman, Dan 1971, 72, 73
 Boatman, William S. 1989, 90
 Bobay, Bryan 1995, 96, 97, 98
 Bochnicka, John 1942
 Boggan, Dan 1986
 Boggs, Lowell W. 1920, 21
 Boggs, William J. 1976, 77 (Mgr.)
 Boland, William J. 1890
 Bolen, Halfred D. 1951 (Mgr.)
Bolsler, Theodore R. **2010**
 Bolyard, Thomas 1988
 Bomba, Brad 1954, 55, 56
 Bomba, Matthew 1990, 91, 92
 Bombard, Walter 1991
 Bonnell, Scott 1989, 90, 91, 92
 Bonsib, Louis W. 1913, 14, 15
 Bonsib, Ray M. 1907
 Boone, Fabiene A. 2007, 08
 Booth, Brad 1964 (Mgr.)
 Booth, W. Walter 1975, 76
 Borden, Nathaniel 1951, 52, 53, 54
 Borders, Nathan 1981, 82, 83, 84
 Borden, William A. 1969
 Bosak, Edward S. 1949, 50
 Bounardj, Steve 1994 (Mgr.)
 Bove, Thomas A. 1969, 70, 71
 Bowen, Greg 1990
 Bowers, Jerry 1978, 79, 80
 Bowman, Arnold J. 1949, 50
 Bowser, Harold J. 1916, 17
 Boyd, Gene 1986, 87, 88, 89
 Boyd, Jason 1991, 92, 93, 94
 Boyd, Jeffrey D. 2008
 Boyd, John A. 1981, 82
 Boyle, Edward L. 1904, 05, 06
 Bradley, Richard B. 1958, 59, 60
 Bradley, Steve 1983, 84, 85
 Brady, Terry 1981
 Bragalone, Alfred A. 1939, 40, 41
 Bramel, Gordon 1997, 1999
 Branch, Melvin 1962, 63, 64
 Brandt, Robert A. 1999, 00, 01, 02
 Braucher, Adam 2000, 01, 04
 Brenner, Allen L. 1904
 Brewer, James D. 2008, 09, 10
 Brewer, Kenneth W. 1891, 92, 93, 94
 Brewer, Patrick 2004 (Mgr.)
 Briner, Louis A. 1925, 26, 28
 Bringle, Ray D. 1938
 Brinkman, Craig 1974, 75
 Brock, R.E. (Reb) 1984
 Brodie, Donald C. 1957
 Brooks, Cleveland C. 1948
 Brooks, Gregory R. 1980, 81
 Brooks, Harry T. 1939, 40
 Broome, Byron 1960, 61
 Brothers, James 1989 (Mgr.)
 Brough, Curtis 1989 (Mgr.)
 Brown, Gregory 1980, 81
 Brown, Gregory A. 1968, 70, 71
 Brown, Gregory D. 2005, 06, 07, 08
 Brown, Howard K. 1942, 45, 46, 47
 Brown, Lance 1991, 92, 93, 94
 Brown, Michael 1991
 Brown, Orlando 1982, 83, 84
 Brown, Richard F. 1972, 73, 74 (Mgr.)
 Brown, Robert 2000, 01
 Brown, Steven H. 1969, 70

Brown, Tony 1997, 98, 99, 00
 Browning, Tyrone 1997, 98
 Broyles, James 1997, 98, 99
 Brubaker, Charles L. 1928, 29, 30
 Bruner, Brian 1994
 Brusse, William 1975, 76
 Bryan, Frederick E. 1900, 01, 02, 03
 Bryant, Leonard 2002, 03, 04
 Bryant, Reggie 1994
 Bucchianeri, Michael R. 1938, 39, 40
 Buchan, John J. 1977
 Buck, Thedis M. 1922
 Buck, Thomas J. 1973, 74, 75
 Bucker, Quinn 1972, 73
 Bueter, Daniel J. 1967
 Bugg, Brandon M. 2008, 09
 Bugg, Timothy D. 2005, 06, 07
 Bufe, Bruce S. 1983, 84, 86
 Buford, Tony 1985, 86, 87, 88
 Bunker, Leon E. 1943 (Mgr.)
 Bunker, Thomas 1970, 71, 72 (Mgr.)
 Burgess, Reganel L. 2007, 08, 09, 10
 Burgess, Thomas E. 1958, 59, 60
 Burke, Daniel B. 1921
 Burke, Kevin T. 1980, 81
 Burks, Aaron M. 2010
 Burks, Adrian M. 2007, 08, 09, 10
 Burnett, Darrick 1975, 76, 77, 78
 Burnett, John A. 1921
 Burnett, Ulysses 1978
 Burns, Kenni 2004, 06
 Burns, Russell E. 1957
 Burrell, Donald K. 1976
 Burrell, Angelo D. 1976, 77
 Burrus, Keith L. 2006, 07, 08
 Burrus, Kevin L. 2007, 08
 Burton, Charles S. 1933, 34
 Busee, Westley F. 1932
 Buschmann, Charles S. 1915, 16
 Bush, Darren 1985, 87
Bush, Kevin A. **2010**
 Butcher, Jade 1967, 68, 69
 Butler, Thomas 1921, 22, 23, 24
 Butts, Carroll R. 1926, 27, 28
 Byers, George H. 1925, 26, 27
 Byers, George H. Jr. 1950, 51, 52
 Byrnes, Charles F. 1971, 72

C

Caldwell, Elvin T. 1957, 58, 59
 Caldwell, James E. 1983, 84, 85
 Caldwell, Ralph W. 1981, 82
 Calhoun, Rayshun M. 2006, 07, 08
 Call, James A. 1894
 Calvert, Matt 2002, 03
 Calvin, Keith D. 1974, 75, 76, 77
 Cameron, Bob 1986
 Cameron, Malcolm (Cam) 1982, 83
 Campagnoli, Tony 1935
 Campbell, Charles A. 1960
 Campbell, Milton G. 1954, 55
 Campbell, Thomas L. 1957, 58
 Canfield, Stephen H. 1970
 Cannady, John H. 1943, 44, 45, 46
 Cantwell, James 2000
 Capen, Tim 2000
 Capron, John C. 1889
 Carey, Roderick 1991, 92, 93
 Carlson, John R. 1968
 Carpenter, Kenneth 1972, 74
 Carr, Charles E. 1904, 05
Carr-Watson, Dimitrios J. **2010**
 Carrington, Justin G. 2006, 07, 08, 09
 Carter, Anthony C. 1999, 00, 01, 02
 Carter, Francis L. 1948
 Cartwright, Clarence E. 1907, 08
 Cartwright, Jason 2002
 Cassells, Gary J. 1966, 67
 Casselman, Donald L. 1970, 71
 Cassidy, Thomas J. 1953, 1954, 55

T W E N T Y - E L E V E N
INDIANA FOOTBALL
HISTORY

ALL-TIME LETTERWINNERS

Cate, Randy 2003, 04
Catterton, Antrim S. 1926, 27
Catterton, Wilbert O. 1927, 28, 29
Chaney, Jermaine 1992, 93, 94
Chanley, David R. 1970, 71 (Mgr.)
Chappell, Benjamin S. 2007, 08, 09, 10
Chase, Steven M. 1984 (Mgr.)
Cherry, Harry C. 1935, 36
Chester, Jamonne J. 2010
Christopher, Colin 2001
Christy, Al 1981
Cichowski, Eugene W. 1954, 55, 56
Ciolli, Frank 1943, 44, 45, 46
Ciriaco, Yeronimo 1996, 98, 99
Claahsen, Mark S. 1983, 84
Clancy, Narlin 1997, 99
Clark, Dennis F. 1974
Clark, Hezlep W. 1904, 05, 06
Clark, Michael 1970
Clarke, Christopher C. 1964
Clarke, Jerry 1994
Clasen, William E. 1937, 38
Clausen, Christopher 1979
Clay, Emmons W. 1920, 21, 22
Clemons, Jodie 2001, 02, 03, 04
Clency, Courtney 2002, 03, 04, 05
Clevenger, Zora G. 1900, 01, 02, 03
Clifford, Joseph E. 1925
Clifford, Tim 1978, 79, 80
Clouse, Cline E. 1912
Coachys, Richard M. 1962, 63, 64
Coffee, J.C. Chestine 1943, 44
Colby, Terry 1974, 75, 77, 78
Cole, Terry 1965, 66, 67
Coleman, Brian 1995, 96
Coleman, Chester F. 1910, 11, 12
Coleman, Erick 1985, 86, 87, 88
Coleman, Larry G. 1960, 61, 62
Coleman, Roderick 1989, 90, 91
Compton, Russell 1974, 75, 76, 77
Congdon, John F. 1944
Congie, Samuel E. 1956, 57, 58
Conkle, Frederick A. 1915, 16
Conley, Sean 1979, 80, 81 (Mgr.)
Conlon, William F. 1966
Conner, Obaury J. 1997, 98, 99, 00
Connors, John M. 1951, 52, 53
Conrad, Joseph H. 1913
Cook, Christopher H. 1982, 83, 84
Cook, David M. 1974
Cook, George M. 1895
Cooper, Gilbert F. 1940 (Mgr.)
Cornell, Fred D. 1886, 87
Cornley, Javon T. 2010
Corradini, Ronald 1990, 91
Corrigan, Robert F. 1958, 59
Corso, Steve 1979, 80
Couch, William H. 1965, 66
Coulalik, Francis J. 1960, 61, 62
Council, Richard F. 2008, 09, 10
Courim, John B. 1925
Cousineau, Thomas F. 1955, 56, 57
Coval, Willis N. 1901, 02, 03, 04
Cowan, Robert G. 1942, 46
Cox, Frank M. 1920, 21, 22
Crable, Robert A. 1971, 72
Craft, John A. 1968 (Mgr.)
Craft, Norman A. 1956, 57, 58
Crafter, Hugh L. 1949, 50
Cravens, Bernard K. 1917, 20
Crawford, Carl E. 1929
Creameens, Dennis T. 1972, 73, 74
Crist, Thomas E. 1960 (Mgr.)
Cristofoli, Louis A. 1980, 81, 83, 84
Crofttcheck, Don 1962, 63, 64
Cromer, Donald L. 1959, 60, 61
Crooks, Jerrold 1960 (Mgr.)
Crosby, Thomas W. 1915
Cross, Michael J. 1979
Crouch, John J. 1943

Crow, Garland J. 1929
Crowe, George W. 1953, 54, 55
Crum, Oren K. 1932, 33
Crusan, Douglas 1965, 66, 67
Cullen, James H. 1891, 92
Cunningham, Ashel 1908, 09, 10
Cunningham, Nate 1966, 67, 68
Curry, Richard 1973 (Mgr.)
Czap, Jason 1996, 97, 98, 99
D
D'Achille, Louis J. 1950, 51, 52
Dagg, Gary L. 1971
Dahlin, Gene R. 1966
Dahlin, Rodger G. 1964
Dahlstrom, Griffen S. 2010
Dailey, Frank C. 1891, 92
Dailey, John R. 1977
Dailey, Thomas A. 1952, 53, 54
Dal Sasso, Chris C. 1934, 35, 36
Damisch, Marc J. 2009, 10
Daniel, John C. 1913
Daniels, Derrick 1986, 87
Danley, Brandon 2004 (Mgr.)
Danner, Daniel L. 1972, 73, 74 (Mgr.)
Darby, Phelps, F. 1900, 01
Darring, Al 1979, 80
Dauer, Raymond F. 1931, 32, 33
Dauer, Victor P. 1929, 30, 31
Daugherty, William L. 1951
Davidson, Roger K. 1970, 71
Davidson, Thomas R. 1904, 05, 06
Davis, Gary 1959
Davis, James (Jay) 1991, 92, 93
Davis, John L. 1949, 50, 51
Davis, Merrill S. 1909, 10, 11
Davis, Nathan 1993, 94, 95, 96
Davis, Paul Y. 1909, 11
Davis, Richard C. 1934, 35, 37
Davis, Richard 1965 (Mgr.)
Davis-Walker, Zachery T. 2008, 09, 10
Dawsey, Stacy 1985, 86
Deal, Mark 1978
Deal, Michael 1967, 68, 69
Deal, Russell J. 1941, 42, 45, 46
Dean, Robert T. 1942
Dean, Saute 1995
Debbout, John P. 1969, 71
DeBlasis, Dennis R. 1963, 64
DeBord, Eric J. 1977, 78, 79, 80
DeCamilla, Jon B. 1974
Decker, Robert G. 1969
Dedic, Joe 1986, 87
Dedmond, Max A. 2008, 09, 10
DeGiacoma, Kenneth F. 1964
DeMarco, Robert A. 1957
DeMar, Enoch 1999, 00, 01, 02
Deming, Mark S. 1972, 73, 75
DeMuth, David A. 1974
Denny, Thomas E. 1964 (Mgr.)
Denny, Winfield A. 1894
Deranek, Richard H. 1944, 45, 46, 47
DeSalle, Donald J. 1967, 68, 69
DeStefano, Robert D. 1962, 63, 64
DeVault, Brett W. 1979
DeVries, John 1992
Dewar, James A. 1942, 46
DeWitt, Josh 1992, 93, 94
Dewitz, Brian 1985, 86, 87, 88
Diamond, Gregory M. 1970, 91 (Mgr.)
Dice, Clifford O. 1912, 13
Dick, Alan D. 1970, 71
Dickerson, Timothy K. 1984
Dickey, William B. 1930, 31, 32
Dielman, Kris 1999, 00, 01, 02
Dietrick, Kyle X. 2010
DiGuilio, James 1991, 92, 93, 94
Dileo, William E. 1935, 36
Dillard, Charles T. 1956
Diller, Russell J. 1966

Dilly, Donald 1963, 64
DiSalvo, Mark E. 1973, 74
Dischinger, Donas H. 1934
Dittoe, Chris 1993, 94, 95, 96
Dixon, Mike 2000
Dodd, Werter D. 1893
Doehla, George D. 1975, 76, 77, 78
Dodson, Harry C. 1903
Doggett, Joe 1973, 74, 75, 76
Dolan, John P. 1949, 50
Dolaway, Earl L. 1940, 41, 42
Domenic, Donald A. 1952, 53, 54
Donnell, Taylor S. 2007, 08
Donovan, Harry W. 1919, 20, 21
D'Orazio, Tony 1976, 77, 78, 79
Dorn, Brady 1994
Dorsey, Jerry J. 1999, 00
Doss, Tandon M. 2008, 09, 10
Dotson, Gerald R. 1999
Dougherty, Carl L. 1974
Douglas, Robert E. 1967, 68
Dove, Douglas J. 1960
Doyle, Mike 2002
Dozier, William E. 1951, 52
Drake, Troy 1991, 92, 93, 94
Drake, Jarrell T. 2009, 10
Driver, Hal E. 1907
Dubrouillet, Frank D. 1960 (Mgr.)
Dudding, Joseph E. 1928, 29
Dudley, Tyrell L. 1972
Duechting, Jay C. 1972
Duffy, Kevin T. 1964, 66, 67
Dumas, Michael 1987, 88, 89, 90
Dumke, Dale E. 1959
Dumke, Michael Jr. 1939, 40
Dumke, Mike 1965, 66, 67 (Mgr.)
Dumke, Ray M. 1938, 39, 40
Dunbar, Vaughn 1990, 91
Dunn, Harold L. 1967
Durkott, John F. 1965
Durkott, James 1965 (Mgr.)
Dutter, Homer W. 1908, 09, 10
Dyer, Christopher 1990, 91, 92, 93
E
Eads, Roy S. 1934, 35, 36
Eagleson, Preston E. 1894
Easley, Moses L. 1964, 66
Eberhart, Elder J. 1921, 22, 23
Eckert, Gary S. 1976
Eckert, Timothy R. 1983
Eddings, Darryl 1987, 88
Edds, David E. 1972
Edgar, George O. 1974, 75, 76, 77
Edmonds, Otis D. 1930, 31, 32
Edmundson, Sean C. 2007
Edwards, Dennis E. 1981, 82, 83
Edwards, Efrén 1985
Edwards, Kirk 1973, 74, 75, 76
Edwards, Michael 1971
Egan, Patrick M. 1968
Egenolf, Matthew 1989, 90, 91
Ehrensberger, James 1977
Eickstead, Jon J. 1965, 66
Eikenberry, Michael 1974, 75
Eifers, Edmund B. 1900, 01
Elisara, Pita 1998, 99
Ellenwood, James A. 1938, 39
Elliot, Howard R. 1940
Elliott, James M. 1961, 62, 63 (Mgr.)
Elliott, Larry G. 1964, 65, 66 (Mgr.)
Ellis, Kenneth A. 1960, 61, 62
Ellis, R. Jerrold 1951, 52, 53
Ellis, Willis S. 1886
Ellwanger, Bruce R. 1962, 63, 64
Eloms, Joey 1994, 95, 96, 97
Emerson, John C. 2005, 06, 07
Endicott, Carl E. 1893, 94, 95, 96
English, Steve 1983
Enis, Rick 1974, 75, 76, 77

Erehart, Archie 1914, 15, 16
Erehart, Mark 1912, 13, 14
Erickson, Thomas 1964
Ernest, Matthew A. 2008, 09, 10
Etherton, Scott J. 1977
Ethridge, Wayne H. 1953
Evans, David C. 1966, 67
Evans, Dennis 1991
Evans, Marlin W. 1979, 80, 82
Evans, Mitchell R. 2007, 08, 09, 10
Ewald, Mitchell R. 2010
Ewert, Howard W. 1917
Ewing, Claude M. 1914, 15
F
Faires, Brian, M. 2006, 07
Faison, William Earl 1958, 59, 60
Falkenberg, Dean J. 1984 (Mgr.)
Farone, Robert 1967, 68 (Mgr.)
Farrall, Greg P. 1988, 89, 90, 91
Faulkner, Cody C. 2007, 08, 09
Faunce, Frank H. 1927, 28, 29
Faust, Frank F. 1918, 19, 20
Fawcett, Charles C. 1961
Fee, Robert F. 1954, 55, 56
Fellinger, Patrick J. 1953, 54, 55
Ferguson, Fred E. 1895
Ferguson, William W. 1922
Ferry, Marc 1985, 87, 88
Fiacable, Steve 1990
Fields, Michael R. 1965, 66
Fife, John Joseph 1961
Filburn, Mark F. 1981, 82, 83
Filchuck, Frank J. 1935, 36, 37
Filippelli, Ronald G. 1964
Filipowski, Stephen Jr. 1956, 57, 58
Finch, Jeremy D. 2008, 09
Findley, William A. 1970, 71, 72
Findlayson, Douglas A. 1969, 70
Finding, Willard H. 1939 (Mgr.)
Finney, Brian 1985, 86, 87
Fiorini, Robert L. 1961
Floritto, Bernard H. 1950, 51, 52
Fischer, James W. 1941 (Mgr.)
Fischer, William T. 1950 (Mgr.)
Fisheh, Mark 1976, 77, 78, 79
Fisher, Earl E. 1951, 52, 53
Fisher, George L. 1923, 24, 25
Fisher, Harry M. 1922
Fisher, Raymond E. 2006, 07, 08, 09
Fisher, Robert H. 1912
Fisher, Robert H. 1891
Fisher, Scott E. 1922
Fisher, Vincent R. 1983, 84, 85, 86
Fisher, Walter H. 1925, 26
Fitzgerald, Joseph M. 1981, 82, 83, 84
Flake, James W. 1980
Flanagan, Michael S. 1972, 74
Fleming, Thomas A. 1968, 1969, 1970
Flemings, Kendall L. 1983
Flemming, Marlon P. 1975, 76, 78, 79
Floyd, Marcus 1997, 98, 00, 01
Follett, Adam J. 2010
Ford, Joseph E. 1983, 84, 85
Ford, Nicholas A. 2010
Foree, Derek 1973, 74, 75, 76
Foss, Matt 2002, 03
Foster, John A. 1898, 99, 00, 01
Fournier, Kenneth T. 1961
Fowler, George L. 1935, 36, 37
Fowler, Herman 1999, 01, 02
Fox, Raymond M. 1934, 35
France, Cloyd B. 1919, 20, 21, 22
Francis, Jack 1987, 89
Frank, Richard K. 1944
Franklin, Eldridge (Frankie) 1988, 99
Frazier, Henry 2000, 01
Freeland, Nicholas P. 2009, 10
Freeman, James A. 1935, 36, 37
Freud, David D. 1976, 77, 78

T W E N T Y - E L E V E N
INDIANA FOOTBALL
HISTORY

ALL-TIME LETTERWINNERS

Friede, Michael G.	1978, 79	Goss, Greg	2000	Harkrader, Mike T.	1976, 78, 79, 80	Holder, Christopher	1992
Frink, Jamil	1999, 00, 01	Goyer, Ritchie N.	1972	Harkrader, Robert P.	1982	Holder, Jack J.	1960, 61, 62
Frisbie, Gilbert A.	1964, 66	Graessle, James A.	1975	Harper, Shawn	1990, 91	Holder, William C.	1966
Fritz, Edward J.	1957, 58, 59	Graham, Derin	1998, 99, 00	Harrell, Paul J.	1926, 27, 28	Holland, Augusta D.	1956
Fromhart, Lawrence G.	1952	Graham, Paul W.	1936, 37, 38	Harrell, Russell E.	1941	Hollister, Kenneth W.	1963, 64, 65
Frost, Colin	1998, 99, 00, 01	Granderson, Markell	1987, 88, 89	Harris, Archie H.	1938, 39, 40	Holloway, Thomas C.	1893
Frushour, Mark	1980 (Mgr.)	Gray, Harry P.	1915, 16	Harris, Edward W.	1921, 22	Holmes, Reginald C.	1974, 75, 76
Fryar, Jeffery F.	1984, 86, 87, 88	Gray, James H.	1904	Harris, Walter Lee	1986, 87, 88	Holmes, William W.	1886, 87, 88
Frye, Justin	2003, 04, 05, 06	Gray, Moses W.	1958, 59, 60	Harris, Rodney	1972, 73, 74	Holmquest, Paul S.	1934
Frye, Kevin M.	1980	Gray, Stoner L.	1979	Harrison, Edward L.	1967, 69	Holubar, Glenn E.	1965
Fulk, Michael J.	1970, 71, 72	Greathouse, Charles A.	1891, 92, 93	Harrison, Nolan	1987, 88, 89	Holzbach, William A.	1951, 52, 53
Fuqua, Ivan W.	1931	Grecco, Gerald J.	1966, 67, 68	Hart, Frank Wm.	1906, 07, 08	Honan, Thomas M.	1887, 88
G		Green, Trent	1990, 91, 92	Harvey, Gregory L.	1970, 71	Hoover, Clayton C.	1908, 09
Gaddis, Versie	1996, 98, 99, 00	Green, William Alex	1983, 84, 85, 86	Hasapes, Theodore N.	1941, 42	Hoover, John C.	1930
Gage, Albert	1966, 67, 68	Green-Ellis, BenJarvus	2003, 04	Hass, Dustin W.	2007, 08	Hoover, Walter	1908, 09, 10
Gahm, Walter D.	1938, 39, 40	Greene, Andrew	1991, 92, 93, 94	Hatcher, Brandon	2002, 03, 04, 05	Hopkins, Herbert C.	1914
Galagan, Michael S.	1973	Greene David I.	1966	Hatfield, Cloice W.	1908, 09, 10	Hopkins, Rodney D.	1977, 78
Gales, Delnor F.	1955, 56, 57	Greene, Dennis L.	1974 (Mgr.)	Hathaway, Russell G.	1915, 16, 17	Hoppe, Frank W.	1943, 46, 47, 48
Gall, Christopher	1995, 96, 97, 98	Greene, Virgil A.	1983	Hawley, Max C.	1898, 99, 00	Horn, Lawrence A.	1944, 45
Gallagher, Thomas D.	1964, 65	Greenlee, Adam	1994, 95	Hawley, Ryan	1995, 96, 97	Horn, Will	1993, 94, 95
Galloway, Terrence A.	1980	Greenman, John J.	1960	Haywood, Albert	1995, 96, 97	Horne, Virgil L.	1962
Galofaro, Lawrence L.	1956	Greenstein, Michael C.	1981	Hayes, Neil D.	1972, 73	Hoskins, Harley H.	1885
Gambino, Lucien A.	1942	Gregory, Damian	1996, 97, 98	Heaton, George C.	1971	Hottel, Walter E.	1893
Gannon, Charles J.	1980, 81, 82	Gresk, Paul D.	1972	Heaton, John T.	1966	Houts, Tom	1985, 86
Gardis, Grant	1975	Griffith, Charles R.	1972, 74	Heban, Gregory	2010	Howard, Chuck	1983, 84
Garrison, Richard W.	1926, 27, 28, 29	Groomes, Melvin H.	1945, 46, 47	Heidel, Mark J.	1976, 77, 78	Howard, Geoffrey	1997
Garrison, Robert L.	1983, 84	Grosfield, Troy	2003, 04, 05, 06	Heilman, William H.	1936 (Mgr.)	Howard, James P.	1973
Garshwiler, William P.	1891	Gross, Joel	1962, 64, 65 (Mgr.)	Heim, Lester	1934	Howard, Joseph H.	1886
Gartner, Sven Chris	1970, 71, 72	Grossman, Dobby	1975	Heistand, Donald J.	1937	Howard, Lorn C.	1921
Gass, Frank L.	1893, 94	Grossman, Rex	1946, 47	Heizman, Michael W.	1969, 70, 71	Howard, Lynn W.	1917, 19
Gause, Frank A.	1904	Grossman, Rex (Dan)	1970, 71, 72	Helfrick, John F.	1960, 61, 62 (Mgr.)	Howard, Bobby	1982, 83, 84, 85
Gearhart, Thomas	1957 (Mgr.)	Grove, Roger L.	1966, 67	Helinski, Florian D.	1951, 52, 53, 54	Howell, Don J.	1956, 57
Gecina, Brad	1997, 98, 99	Grubbs, Deion	1997	Hellman, Arthur	1926, 27	Howorth, Charles L.	1933
Gedman, Eugene Wm.	1950, 51, 52	Grubish, Joe A.	1963	Helm, Mark P.	1891, 92, 93	Hubbard, George C.	1901
Gedman, Jeffrey R.	1980, 81, 82	Grump, Kevin J.	1974, 75, 76, 77	Helmich, Stephen J.	1970, 71	Hubbard, John C.	1895, 97, 98, 99
Geers, Robert J.	1969	Grunza, Bernie L.	1956	Helminiak, James L.	1961, 62, 63	Hubbart, Kenneth G.	1957, 58
Geiger, William A.	1970, 71, 72	Gunn, Duane N.	1981, 82, 83	Henderson, Bruce B.	1971	Huck, Charles E.	1979, 80, 81
Geisler, Donald R.	1980	Guttreuter, Brian	1989	Henderson, Ty	2002, 03, 04	Huddle, Wiley J.	1898, 99, 00
Gentile, John J.	1954, 56	Gwin, Jesse B.	1902, 04, 05	Hendrickson, Thomas J.	1981, 82, 83, 84	Hudson, James A.	1974
Genasci, Matt	2001	H		Henry, Cedric	2003	Huff, Fred Jr.	1941, 42
Genord, Scott	2000	Haak, Robert A.	1936, 37, 38	Henry, Charles W.	1930	Huff, James W.	1971
Georgakis, Steve	1948, 49, 50	Haan, Paul	2006	Herbert, Edward C.	1938, 39, 40, 41	Huff, Ralph	1938
George, William H.	1962	Haas, James R.	1960, 61	Herkless, Ora W.	1893, 94	Huff, William A.	1965, 66, 67
Gergely, Robert J.	1962, 63	Hackman, William H.	1909, 10, 11	Herron, William P.	1943	Huff, William Joseph	1984, 86, 87, 88
Gerhart, Thomas F.	1958 (Mgr.)	Hagan, James (Drew)	1998, 99	Hess, Arthur A.	1917,	Huffman, Vernon R.	1933, 35, 36
Giangiacomo, John J.	1960, 61	Hagen, Mark	1987, 89, 90, 91	Hess, Samuel J.	1919	Huggett, Ernest E.	1948
Gianokopoulos, George	1980, 83	Hager, Joshua M.	2009, 10	Heuring, Byron G.	1919	Hughes, Edward M.	1928, 29, 30
Gill, Cordell M.	1965, 66, 67	Hagerup, Christopher E.	2008, 09, 10	Heuser, Steve M.	1982	Hughes, Kofi	2010
Gill, Thomas A.	1909, 10, 11	Hales, Ross	1992, 93	Hiatt, Phares N.	1916, 17, 19	Hull, Jewett M.	1926, 27
Gillespie, Chase D.	1896, 97	Hall, Andre	1986, 87, 88	Hickerson, Eric	1986, 87	Humbaugh, Peter W.	1983
Gilmore, Jahkeen	2004, 05, 06	Hall, Bryan D.	1975, 76, 77 (Mgr.)	Hienton, Jack W.	1970	Hunnicut, Brian D.	1988, 89, 90
Ginter, John D.	1964, 65, 66	Hall, Peter R.	1975, 76	Higginbotham, Russell B.	1938, 39	Hunt, Ernest	1911, 12
Glass, Joel E.	1963 (Mgr.)	Hall, Thomas E.	1953, 54, 55	Highbaugh, Larry E.	1968	Hunt, Lee F.	1895, 96, 97, 98
Glaser, Kevin	1995, 96, 97	Halterman, Aaron	2001, 02, 03, 04	Highley, Alden M.	1899, 00	Hunter, Frank	1959, 60
Glazier, Michael S.	1973, 74	Hamdan, Gibran	1999, 00, 01, 02	Hightshue, David C.	1960	Hunter, James L.	1980, 81, 82
Glenn, Richard T.	1954 (Mgr.)	Hamilton, Frank I.	1969, 70 (Mgr.)	Hill, Earl B.	1926, 1927	Hunter, Michael B.	1965 (Mgr.)
Glover, Sean	1992, 93, 94, 95	Hamilton, Howard E.	1956	Hill, Phillip C.	1970, 71, 72 (Mgr.)	Hunter, Wiles F.	1959, 60
Gnuca, Raymond F.	1952	Hamilton, Todd	1989 (Mgr.)	Hillenbrand, William F.	1941, 42	Hurley, Garland H.	1897, 98, 99
Goldbold, Leslie W.	1933	Hammerstein, John	1992, 93, 94, 95	Hilling, Carl (Chip)	1985, 86	Hursh, Harold J.	1938, 39, 40
Goldsberry, John G.	1945, 46, 47, 48	Hampton, Bruce E.	2007, 08	Hillings, Carl M.	1983	Hurst, Stephen S.	1960 (Mgr.)
Goldin, Jeffrey	1979, 80	Hamre, Ryan	2000, 01, 02	Hillman, John A.	1902	Huzvar, John F.	1975
Goldsmith, Marshall J.	1960 (Mgr.)	Hanck, Mark P.	1968 (Mgr.)	Hines, Adam	2002, 03, 04, 05	Hyden, William H.	1966
Goldston, Ralph P.	1948	Handley, Berry	1986	Hines, Dirk R.	1988	Hynes, John P.	1982
Gomory, James A.	1949, 50, 51	Hanna, Raymond	1916	Hines, Linnaeus N.	1891, 93	Hynes, Thomas V.	1975, 76 (Mgr.)
Gonso, Harry L.	1967, 68, 69	Haneline, Richard L.	1966	Hines, Michael R.	2007	I	
Gonzalez, Joseph	1999, 00, 01, 02, 03	Haniford, Earl	1997, 99	Hines, Timothy R.	1981	Iacino, Peter P.	1941
Goode, Craig	1994, 95, 96	Haney, Travis	2002, 03, 04	Hinson, Ivan	1996	Iatarola, Robert F.	1978, 79
Goode, Curt	1995, 96	Hanley, Michael	1999, 01	Hirschmann, John W.	1937 (Mgr.)	Ijams, Michael E.	1970
Gooden, Gary	1985, 86, 87, 88	Hannon, James	1990, 91, 92	Hoagland, Merton B.	1956	Ingles, James W.	1916, 17
Goodman, Deniel V.	1913	Hansen, Jack	1929, 31	Hobbs, Gregory	1991, 92, 93	Insera, Donald R.	1950, 51
Goodman, James E.	1922	Hansen, Matthew	1990, 91	Hodges, Ronald T.	1955	Irish, Daniel	1995, 96
Goodman, Joslin	1997, 98, 99, 00	Hansley, Todd F.	1983, 84	Hoehn, David M.	1969	Irving, Michael	1997
Goodrich, Stephen	1989, 90	Harangody, David J.	1977, 78, 79, 80	Hoernschemeyer, Robert J.	1943, 44	Ishenbarger, John P.	1967, 68, 69
Gordon, Douglas L.	1973, 74, 75	Harbison, Cleo (LB)	2003, 04	Hoffman, Jack T.	1974, 75	Ishida, Richard D.	1964, 66
Gordon, Frank W.	1901	Harbison, Robert L.	1945, 46, 47	Hoffman, Jon E.	1971, 72	Ishola, Ben	2003, 04, 05
Gordon, Hilary	1990 (Mgr.)	Harbottle, Tate	1992, 93, 94, 95	Hogan, De'Wayne	1997, 99, 00	Isom, Peter	1996
Gorman, Jamarkus	1999, 01	Hardy, James W.	2005, 06, 07	Hohlt, Eric W.	1983, 84	Ivanyo, Ed	1993
Gornak, Steve	1976	Hare, Frank K.	1903, 04, 05, 06	Hojnacki, Frank J.	1928, 29		
				Holblich, Harry W.	1922, 23		

T W E N T Y - E L E V E N
INDIANA FOOTBALL
HISTORY

ALL-TIME LETTERWINNERS

J	
Jackson, Charles F.	1892
Jackson, Derrick	1986
Jackson, John J.	1959
Jacoby, Charles P.	1941, 42
Jagade, Harry	1944, 46, 47, 48
Jagielski, Harry A.	1951, 52, 53
Jahnke, Chris	2001, 02, 03, 04
Jameson, George L.	1972, 73, 74
Janiak, Clifford J.	1974, 75
Janney, Jack D.	1960, 62
Janzaruk, John Dick	1937, 38, 39
Jasper, Paul G.	1928, 29, 30
Jauer, Robert	1962 (Mgr.)
Jenkins, Gregory	1995, 96, 97
Jenkins, William E.	1887, 88
Jensen, Greg	2000, 01
Johnson, Barry W.	1955
Johnson, Darius C.	2008, 09, 10
Johnson, Eugene J.	2005, 06, 07, 08
Johnson, Fred A.	1934
Johnson, Glenn	1999, 01, 02, 03
Johnson, Glynn	1997, 99, 00
Johnson, Homer R.	1930, 32
Johnson, Jeremi	1999, 00, 01
Johnson, Jeremy	1996, 97, 98
Johnson, Jerry L.	1970, 71, 72
Johnson, John H.	1899
Johnson, John H.	1960, 61, 62
Johnson, Josh	1995, 96
Johnson, Lonnie Jr.	1978, 79, 80
Johnson, Mark S.	1978, 79
Johnson, Michael	1985
Johnson, Morris H.	1907, 08
Jones, Benyard	1995, 96, 97
Jones, Christopher A.	1984
Jones, Damien	2002, 04, 05
Jones, Dee R.	1893, 94
Jones, Donnell P.	2008, 09, 10
Jones, Eli S.	1911
Jones, Ernest L.	1984, 86, 87
Jones, Frederick B.	2008, 09, 10
Jones, Herana-Daze	2001, 02, 03, 04
Jones, John A.	1965
Jones, Richard S.	1929 (Mgr.)
Jones, Robert E.	1968, 69, 70
Jones, Robert J.	1931, 32, 33
Jones, Terry A.	1974, 75, 76
Jones, Thomas D.	1906
Jones, Tommy	1999, 00, 01, 02
Jones, Trent	1996
Jones, Victor W.	1958, 59
Jones, Walter A.	1893, 94
Jones, William	1976
Jones, William L.	1905
Jones, Willie D.	1956, 58
Jones, Willie Jr.	1973, 74, 75
Jordan, John J.	1972, 73
Jorden, Tim	1985, 86, 87, 88
Judge, Edward A.	1966
Juriewicz, Walter S.	1939, 41
K	
Kaczmarek, Kenneth W.	1965, 66, 67
Kaiser, Mark J.	1981
Kalupa, Edward J.	1964, 65
Kaminski, Jack J.	1971
Kamradt, Allan K.	1966, 67, 68
Karls, Matthew E.	1964
Karns, Kevin	1973, 74, 75, 76 (Mgr.)
Karras, Ted G.	1953, 54, 55
Karstens, George J.	1946, 47, 48
Kasonovich, Lou	1948
Katz, Michael	1962 (Mgr.)
Kaylor, Jason	1992, 93, 94, 95
Kearney, Richard	1994, 95
Keck, Robert C.	1933, 34, 35
Keckich, John A.	1931, 32
Keehn, Roy D.	1897
Keever, Charles H.	1916, 17
Kellogg, Kevin C.	1977, 78, 79, 80
Kelly, Francis J.	1901
Kelly, Kevin	1985, 86, 87
Kelso, Reed H.	1933, 34, 35
Kelso, Robert R.	1920
Kelso, Russell M.	1925
Kempf, Edward J.	1905, 06
Kempf, Joseph L.	1943, 44
Kendal, Kenny	2003, 04, 05, 06
Kenderdine, Robert L.	1935, 36, 37
Kendrick, Thomas B.	1956, 57, 58
Kenebrew, Leonard D.	1982, 83, 84
Keneipp, Dale M.	1976, 77, 78
Kenley, Kevin	1979, 80, 81
Kennedy, Kevin M.	1983
Kent, Miller C.	1902, 03
Kerekes, James I.	1961, 62
Kerns, Tobi	1991, 92
Kerr, John	2002
Kerr, William T.	1958
Keucher, Thomas R.	1965 (Mgr.)
Kiel, Dustin T.	2010
Kienlen, David A.	1966
Kieran, William J.	1961, 62, 63 (Mgr.)
Kilduff, Jack	2010 (Mgr.)
Kiles, Jr., Lenyatta D.	2010
Killion, Kyle	2002, 03, 04, 05
Kimble, Frank E.	1907, 08, 09, 10
Kimbo, Conney M.	1952, 53, 55
King, Clarence	1981, 82
King, Emmett O.	1895, 96, 97
King, Harold A.	1910, 11
King, Joseph	1994, 95, 96, 97
Kinman, Guy M.	1910
Kinniry, David T.	1983, 84, 85, 86
Kinsey, Dan	2006
Kiplinger, Harry W.	1886, 87
Kirby, Joel A.	1973, 74
Kirk, Robert	1967, 68
Kirlew, Jammie L.	2006, 07, 08, 09
Kirn, Jeff	1997
Kizer, Robert	1993, 94
Kleinschmidt, Rhett	2002, 04, 05
Kleinsmith, Joseph A.	2005, 06, 07, 08
Klenoski, Ronald J.	1974
Klim, Richard J.	1955
Klingensmith, Charles R.	2009
Klink, Orrin E.	1919
Klusmeyer, Ben	1994, 95, 96, 97
Kluszewski, Theodore B.	1944, 45
Klutinity, George	1958
Knight, Foy W.	1901, 02, 03
Knowles, David L.	1974, 75, 76
Kobi, Daniel (Casey)	1997
Kobman, Randy L.	1982
Kobulnicky, Paul	1951, 52, 53
Koenig, Brian E.	1966
Koenig, Walter C.	1929, 30
Koesters, Scott	1996 (Mgr.)
Kokos, John T.	1945, 46
Kollias, Louis	1953, 56
Kominiarek, Richard K.	1970
Kornowa, David R.	1965, 66, 67
Kosanovich, Louis	1948
Kostka, Joe	1985
Kovatch, Ernest S.	1948, 49, 50
Kovatch, John R.	1975
Kraft, Patrick M	1998, 99
Kramer, Robert J.	1973, 74, 75
Kramer, Terry	1998, 99
Kramme, Dave	1985, 86, 87
Krause, Arthur C.	1912, 13, 14
Krause, Larry J.	1969, 70 (Mgr.)
Kremer, Carl T.	1961, 62 (Mgr.)
Kremer, Joseph R.	2004, 05, 06, 07
Krider, David G.	1960 (Mgr.)
Krivoshia, Michael	1965, 66, 67
Kropf, Paul L.	1968
Krulewitch, Edward	1959
Krutzsch, Armin	1907
Kruyer, Thomas E.	1969, 71
Kuchuris, Paul G.	1962, 64
Keuchenberg, Rudolph B.	1962, 63, 64
Kumerow, Craig J.	1979, 80, 81
Kun, Lester	1952, 53, 54, 55
Kurtz, Justin	2010 (Mgr.)
Kurz, Matthew H.	2009
Kus, Martin W.	1972
Kuss, Otto R.	1931, 33
Kutchins, Alexander S.	1930, 31
Kvietkus, Robert	1973, 74
Kyle, John W.	1919, 20, 21
L	
LaGrone, Andre S.	2009
Lamar, James	1996, 97, 98
Landis, Gerald W.	1922
Langsdon, Fred R.	1911, 12
Lapostolle, Martin	2001, 02, 03, 04
Larkins, Buster	2002, 03, 04, 05
Larrison, Kevin J.	1981
Larson, Michael	1987, 88
Latshaw, Alan R.	1972
Laufenberg, Brandon H.	1981, 82
Lauter, Fred A.	1959, 60
Law, Brett	1991, 92, 93, 94
Lawson, Randy	1979
Lawson, Rodney	1972, 73, 74
Layman, Richard E.	1975
Leach, John H.	1933
Leach, William O.	1957 (Mgr.)
Leake, Alphonso	1976, 77, 78
Lee, Christopher	1995, 96, 97
Lee, Steven	1993, 94, 95, 96
Lee, Jerry L.	1981, 82
Lehman, Philip H.	1960 (Mgr.)
Lemirande, Jeffrey J.	1983, 84, 85
Leo, Charles J.	1954, 55, 59
Leonard, Adam A.	1907, 09, 10, 11
Leonard, John E.	1919, 20, 21
Leopold, Judge M.	1897, 98
Levy, Jacob N.	1959 (Mgr.)
Levy, Morris	1965, 66, 67 (Mgr.)
Levy, Newman	1957 (Mgr.)
Lewis, Adolph A.	1938, 40
Lewis, Brian	2003
Lewis, David	2002, 04
Lewis, Kellen C.	2006, 07, 08
Lewis, Thomas	1991, 92, 93
Lewis, Walter O.	1909, 10
Lewis, Brian	2000, 01, 02
Lidy, Vince	1996, 97, 98, 99
Lilja, David S.	1984, 85, 86
Lindgren, John	1989
Lindley, Frank I.	1910
Linonis, Francis E.	1942
Lintner, Daniel	1970, 71, 72
Littell, Clarence G.	1902
Little, J. David	1989
Livingston, Theodore A.	1935, 36
Liwienski, Chris	1994, 95, 96, 97
Lockridge, Robert B.	1902
Logan, James Z.	1937, 38, 39
Lohrei, Jesse D.	1919, 20, 22
Long, Clarence W.	1948 (Mgr.)
Long, Harry	1901
Long, Kenneth W.	1968
Long, Philander L.	1903, 04
Longshore, Marc M.	1979, 81, 82
Loop, Omer L.	1911
Lopa, Michael J.	1960, 61, 62
Lorber, Max J.	1923, 24
Love Jr., Kenneth L.	2007
Love III, Charles H.	2010
LoVecchio, Matt	2003, 04
Lovett, Larry W.	1978, 79
Low, Robert M.	1974
Luce, Nick	2006
Luft, Don R.	1949, 50, 51
Lukaszewski, Jamie L.	2009, 10
Lukawski, Tom	1993, 94, 95, 96
Lumpkin, John	2001
Lumpkin, Will	2002, 03, 04, 05
Lundy, Nathaniel	1978, 79, 80
Lussow, Frederick H.	1963, 64
Luther, Lawrence C.	1984, 85, 86, 87
Lykens, James	1973 (Mgr.)
Lyons, Fitzhugh R.	1931, 32, 33
Lysohir, Nick	1945, 48
M	
Mack, Deonte M.	2007, 08, 09, 10
Mack, Jason	1989, 90, 91
Mackin, Norman L.	1956, 57, 58
Maddox, Clee S.	1938, 39
Magaw, James W.	1902
Maglish, Joseph M.	1954, 56
Magnabosco, John V.	1927, 28, 29
Maguire, Edward J.	1969, 70
Maholm, Timothy R.	1977 (Mgr.)
Maidenberg, Milton	1932 (Mgr.)
Majors, Leslie J.	2004, 05, 06, 07
Malinchak, William J.	1963, 64, 65
Malinovsky, Victor E.	1969, 70
Mallory, Charles E.	1984
Mallory, Patrick	1999
Malott, Lance	1987
Maloy, John	1926
Mandina, Paul	1997, 98, 99, 00
Manford, Stefan	1993 (Mgr.)
Mangiero, Chris	2003, 04, 05, 06
Marando, Donald R.	1943
Mankowski, Ben M.	1928, 29, 30
Manolopoulos, Bill	1993, 94, 95, 96
Marando, Ryan J.	2005, 06, 07, 08
Markel, Ivan J.	1907, 08, 09
Marker, Rudolph E.	1923, 24, 25
Marks, Brown	1966, 67
Marks, Lawrence E.	1923, 24, 25
Marks, Russell C.	1975, 76, 77
Maroon, Joseph C.	1960
Marquette, Jordan D.	2009, 10
Marr, Daniel C.	1973, 74, 75, 76
Marshall, Todd	1979, 80, 82 (Mgr.)
Marte, Carlos	1985, 86, 87, 88
Martich, Peter C.	1931, 32
Martin, Brandon R.	2007, 08, 09, 10
Martin, Dennis O.	1960
Martin, Graham E.	1940
Martin, Gregory	1973, 74, 75, 76 (Mgr.)
Martin, Jonathan	1989, 90, 91
Martin, Randy L.	1974
Martin, Roger R.	1972
Martin, W. David	1959, 60, 61
Marx, Jeffrey D.	1988, 89
Mason, Steve G.	1973
Mason, Troy E.	1988, 89, 90, 91
Mastin, John H.	1971, 72, 73
Matesic, Joseph T.	1950
Matejko, Don	1987, 89, 90
Mathias, John R.	1967, 68, 69
Mathys, Charles P.	1919, 20
Matte III, William E.	2009, 10
Matthew, John R.	1926, 27, 28
Mathews, Damion	1995
Mathews, Eric	1992, 93, 94, 95
Mathews, Walter N.	1914, 15
Mauck, Lufe P.	1914
Mauro, Harold A.	1965, 1967
Maxwell, Leslie H.	1904
Maxwell, Randy	1996, 97, 98
May, Gordon F.	1971
May, Jason	1995
May, Steven D.	1983, 84, 85
Mayberry, Matthew W.	2006, 07, 08, 09
Maynard, Kermit R.	1919, 20, 21
Mayoras, David M.	1963, 64, 65
Mays, Derrick	1989
McBain, Jeffrey S.	1982, 83, 84
McBride, Jerry	1989, 90

ALL-TIME LETTERWINNERS

McCaa, James W.	1965, 66, 67	Miller, Chad	1996, 97, 98, 99	Nelson, Sean	1999, 01	Paul, Jean	1996, 97
McCarthy, Frank G.	1905, 06	Miller, Charles Jr.	1973, 76	Nessell, Ferdie D.	1925, 26	Paulus, Charles W.	1969
McCauley, Jason	1995 (Mgr.)	Miller, Dick	1892, 93	Nestor, Carl	1944	Pawlitsch, Joseph A.	1971, 72
McCauley, Ronald L.	1959	Miller, George A.	1935, 36, 37	Netherton, Ross D.	1907, 08	Payne, Andy J.	1997, 98, 99, 00
McCaw, William G.	1919, 20, 21	Miller, James E.	1959, 60	Newell, Mark	1989, 90	Payne, Clifton	1975, 76
McClurg, Adam D.	2004, 05, 06, 07	Miller, John D.	1989, 90, 91, 92	Newman, Todd	2006	Payne, Floyd E.	1904, 05
McClurg, Eric	2004, 05, 06	Miller, Robert G.	1891	Newton, Troy	1990, 91	Payton, Bryan D.	2006, 07, 08, 09
McConnell, Robert C.	1925	Miller, Robert W.	1944, 45	Nichols, Gary	1966, 67	Peacock, Douglas L.	1976, 77, 78
McCool, Bertus L.	1921	Miller, Ronald J.	1957, 58, 59	Nichols, Robert E.	1967, 68, 69	Peal, Charles E.	1975, 76, 77
McCord, Michael R.	1974, 77	Milligan, George F.	1981	Nicholson, Joe C.	1938	Peck, Alex	2010 (Mgr.)
McCormack, Hurvin	1990, 91, 92, 93	Mills, Dennis M.	1980, 81, 82	Niezer, Charles M.	1898, 99	Peckinpaugh, Earl M.	1915
McCoy, Chris	1988, 89, 90, 91	Mills, Franciscus L.	1991, 92, 93	Niness, Samuel F.	1922, 23, 24	Pendleton, Michael R.	1980, 81, 84
McCoy, Douglas M.	1982	Mills, Timothy J.	1972, 73, 74	Noone, Donald G.	1957, 58, 59	Perdue, Cory R.	1891
McCoy, Emil W.	1915, 16	Mineo, John A.	1980, 81, 82	Noone, William P.	1956	Perkins, Steven	1990, 91, 92, 93
McCracken, E. Branch	1927, 28, 29	Minton, Roscoe	1917, 19	Norman, Benjamin F.	1967, 68	Pernell, Robert	1968
McCray, Demetrius M.	2006, 07, 08, 09	Minton, Sherman	1912, 13	Norman, Joseph D.	1975, 76, 77, 78	Perry, Alex J.	2007, 08, 09
McCrea, David S.	1961, 62, 63, 64 (Mgr.)	Mintzer, Sterling	1998	Northern, Willie	2001	Perry, John M.	1967, 68
McCune, Jesse B.	1943	Mitchell, Aaron	2004, 05	Norton, Claude W.	1935, 36	Perry, Oscar B.	1895
McCullough, Marshall	1971, 72	Mitchell, Brad	1985, 86, 87	Nowatzke, Thomas M.	1962, 63, 64	Perry, William M.	1966
McCurry, Bruce A.	1975, 76, 77 (Mgr.)	Mitchell, John J.	1892, 93, 94	Nowinski, Casey	2004, 05, 06	Petrauskas, Raymond R.	1950, 51, 52
McCurry, Michael L.	1984, 85	Mitchell, Stephan D.	1979, 80, 81	Nylec, William A.	1931	Petric, Francis J.	1937, 38
McDaniel, Charles E.	1934, 35, 37	Mitchell, William F.	1946			Pfander, Stanley W.	1971, 72, 73
McDaniel, Larry	1989, 90, 91, 92	Moat, Matthew (Shane)	1999, 2002	O		Phillips, Albert	1996, 97
McDonald, Andrew A.	2008, 09, 10	Modak, Mike	1944	O'Connell, Tim	1993	Phillips, Christopher A.	2005, 06, 07, 08
McDonald, Dustin C.	1930, 31, 32	Moeller, Kenneth W.	1941	O'Dell, Stewart H.	1971, 72, 73	Phillips, Jesse	1984
McDonald, James S.	1959	Moffatt, Kyle	1998	O'Hara, James P.	1969	Phillips, Raymond	1956
McDonald, Matthew	1995, 96, 97	Money, Brad	1985, 86, 87, 88	O'Keefe, Robert R.	1977, 78	Phippis, Jeffrey L.	1976, 77, 78, 79
McDonald, Thomas M.	1956, 57, 58	Montoya, Scott	1989, 90, 91	O'Neal, Matt	2003, 04, 05, 06	Piccirillo, Peter G.	1956, 57, 58
McDonnell, John F.	1943, 46, 47, 48	Moomaw, Earl E.	1922, 23	O'Rourke, Hugh J.	1974	Pierce, James H.	1918, 19, 20
McFrye, Robert D.	1950 (Mgr.)	Moon, Alpheus W.	1895	Oakley, Anthony	2000, 01, 02	Piercy, Dan	1985, 86, 87, 88
McFarland, Graeme	2003, 06	Moore, Barton	1964	Oakley, Darrell	1978	Pigog, John	1973 (Mgr.)
McGaughey, Arthur	1906, 07	Moore, Edward	1958	Obenchain, Roland Jr.	1934, 35, 36	Pihos, Pete L.	1942, 43, 45, 46
McGee, Samuel D.	1977, 78	Moore, Eric	1985, 86, 87	Oberdorf, Todd A.	1988, 89	Pike, Roy O.	1897, 98, 99, 00
McGhee, Brandon	2009, 10	Moore, Joseph Jr.	1958, 59	Ogunleye, Adewale	1996, 97, 98, 99	Pilch, Jonathon	1992, 93, 94, 95
McGovey, Dudley O.	1898, 99, 00	Moore, Josh	2003, 05	Ohuafi, Sione	2000	Pines, Adam	2010
McGowan, Scott	1989, 90, 91, 92	Moore, William L.	1924 (Mgr.)	Oldham, Patrick	2006	Pinnock, Louis	1992, 93, 94, 95
McGrath, John D.	1957	Moore, Woodrow Jr.	1960, 61, 62	Oliver, Vincent J.	1937, 38	Piontkowski, Melvin L.	1958
McGrath, Matthew	1994	Moorhead, Thomas M.	1942, 46, 47	Olmstead, John H.	1935, 36, 37	Pipp, William J.	1971, 72
McGrath, Michael	1996, 97, 98, 99	Morman, Stephen J.	1981, 82	Olsavsky, William J.	1960, 61	Pittenger, Oscar M.	1893
McGregor, Alfred G.	1894	Morgan, John Jr.	1951	Olsen, Larry E.	1966	Piwarski, Frank J.	1971
McGuire, Greg L.	1972, 74, 75	Morgan, Keith A.	1984	Olson, Richard E.	1950	Poehls, Ralph	1961, 62, 63
McGuire, James P.	1939, 40	Moriarty, Brendan R.	1964	Opask, Eugene	1930, 31, 32	Pogue, Henry E.	1968, 69, 70
McIntosh, Freal H.	1916	Morran, Donald K.	1970, 71	Oren, Homer G.	1931	Pokorny, Joe	1979, 80, 81 (Mgr.)
McIntosh, Gregory L.	1974, 75, 76, 78	Morrical, Gerald G.	1946, 47, 48	Orfanos, George T.	1944	Pokrzywinski, Bernard C.	1964
McKinnis, Hughie L.	1942, 47	Morris, Christopher S.	1968, 69, 70	Orso, Brent C.	1983	Polce, Joseph F.	1946, 47, 48
McKinnon, Thomas	1991, 92, 93, 94	Morris, Edward L.	1958, 60	Orton, Jason	1990, 91, 92, 93	Polce, Thomas F.	1984, 85, 86, 87
McLary, Douglas L.	1976, 77 (Mgr.)	Morris, James J.	1932	Orth, Gregg R.	1961	Pointkowski, Melvin	1958
McLean, Edwin G.	1944	Morris, Joseph F.	1930	Osbourne, Maurice	1972	Polk, Lee	1896
McMullen, Cassius W.	1893	Morris, Michael	1994 (Mgr.)	Oseff, Garon	2000	Polk, Nicholas D.	2006, 07, 08, 09
McMullen, Harry R.	1886, 87	Morrissey, Matthew	1990 (Mgr.)	Osika, Craig	1998, 99, 00, 01	Pope, Spencer G.	1915, 16, 19
McNabb, R. Scot	1981, 82, 83	Morrow, Douglas C.	1971, 72, 73 (Mgr.)	Osmon, Paul R.	1962	Porter, Stephen W.	1969, 71
McNulty, Edward L.	1970, 71, 72	Morwick, Lawrence B.	1969, 70, 71	Otto, Michael D.	1980	Porter, Tracy O.	2004, 05, 06, 07
McShane, Patrick M.	2010	Moses, Matthew E.	2007	Owen, Arnett H.	1915	Powell, Andre	1986, 87
McVay, Timothy G.	1974, 75, 76, 77	Mosley, Brandon S.	2006, 07, 08	Owens, Jeremias Tito O.	2006, 07	Powell, Gary	1972, 73
Mead, Telfer L.	1912	Moss, William G.	1926, 27, 28	Owens, Phil	1982 (Mgr.)	Powell, James E.	1956
Means, Andrew J.	2006, 07, 08	Motil, John N.	1969, 70, 71	Oxley, Lane	1994, 95	Powers, Blake B.	2004, 05, 06, 07
Mellet, John C.	1910	Mounds, David G.	1959			Powers, Jake	2003, 05, 06
Mendelshon, Ronald	1988 (Mgr.)	Moynihan, Robert A.	1966, 67, 68	P		Powers, Paul D.	1977, 78
Mendenhall, Ross	1902, 06, 07	Mucci, Kris	1993, 94, 95	Paar, Robert J.	1975, 76	Poyle, Geoff	1986
Mentzer, Michael S.	2009, 10	Muhammad, DeAundre J.	2009, 10	Paci, John	1992, 93, 94	Prather, Clinton C.	1913, 14, 15
Menzies, Winston	1894, 95	Mullett, DeWitt T.	1915, 16	Paddock, Howard	1907, 08, 09	Prather, Paul	1995, 96
Merrill, James E.	1971, 72	Mumby, Edward W.	1920	Paddock, Levi S.	1906, 07, 08	Pratt, Roy	1958, 59, 60
Merritt, Christopher	1989, 90, 91, 92	Murchie, Lewis K.	1915, 16	Padgett, Thomas	1989	Preger, Daniel A.	1942
Messick, Allen G.	1909, 10, 11	Murdock, Samuel H.	1888, 89, 90, 91, 94	Paige, Jerry	1984	Price, Aaron M.	2010
Meyer, Robert E.	1944, 45	Murphy, Alfred C.	1968	Pagán, Justin A.	2008, 09, 10	Price, Clarence R.	1967, 68
Meyers, Will	2003, 04, 05, 06	Murphy, Joseph W.	1888, 89, 90, 91	Pankratz, Karl	1967, 68, 69	Price, Isaac NMI	2007, 08
Mezey, Michael J.	1951 (Mgr.)	Murray, Roger	1994, 95	Pannozzo, John	2002, 03, 04, 05	Price, Harry R.	1960 (Mgr.)
Michalek, Tony E.	1981	Myers, William A.	1893	Paras, Eduardo	1983	Province, Clarence	1891
Michko, Gerald T.	1978, 79, 80	Myler, A.C.	1999, 00, 01, 02	Parker, George A.	1944, 48	Prucha, William J.	1923
Mickens, Arnold	1992, 93	Myles, Rashon	2000, 01	Parker, Horace	1965	Prugh, David S.	1975
Middleton, Gregory A.	2006, 07, 08, 09	Myszewski, Alan N.	1965	Parker, L.J.	2000, 01	Prusiecki, Matthew	1991
Middleton, Michael	1989, 90, 91, 92	N		Parker, Patrick	1986 (Mgr.)	Purichia, Jeff	1988 (Mgr.)
Mihajlovich, Louis	1944, 45, 46, 47	Naaman, Mark	2005	Parker, Thomas L.	1971	Pyle, Ernest T.	1922 (Mgr.)
Mihelic, Michael	1993, 94, 95, 96	Naddeo, Michael R.	1938, 39, 40	Parks, Hal	1994		
Miles, Charles K.	1925 (Mgr.)	Nagy, Steve W.	1938	Parmelee, Michael A.	1965, 66	Q	
Miklozek, Mark	1974, 75	Napoli, Michael A.	1983	Parrish, Robert	1996, 97, 98	Qualls, Ronald	1979 (Mgr.)
Mikulla, Ronald F.	1964	Nash, John F.	1940, 41, 42	Patten, James C.	1896	Quinter, William H.	1960, 61
Miller, Brian	1980 (Mgr.)	Neff, David S.	1968, 70 (Mgr.)	Patterson, William L.	2006, 07, 08, 09		
Miller, Calvert	1988, 89, 90			Patton, Melvin	1977, 78, 79		

T W E N T Y - E L E V E N
INDIANA FOOTBALL
HISTORY

ALL-TIME LETTERWINNERS

Stumpf, Michael	1992, 93, 94	Thompson, Patrick	2002, 03, 04	Walden, Rodney F.	1979, 80, 81	Williams, Randolph	1958, 60
Stutesman, Frank M.	1915, 16	Thompson, Ralph F.	1944	Walker, Harrison A.	1912, 13	Williams, Russell S.	1919, 21
Sukurs, Charles P.	1971, 72, 73	Thompson, Raymond D.	1895	Walker, Lewis W.	1933, 34, 35	Williams, Steve	2000, 01
Sullivan, Jason	2003	Thompson, Richard L.	1968, 70, 71	Walker, Paul K.	1942	Williams, Travis B.	1913, 14, 15
Sullivan, Paul R.	1956 (Mgr.)	Thompson, William C.	1969, 70, 71	Walker, Todd	1987, 89, 90, 91	Willis, Darius O.	2009, 10
Sullivan, Rob	1994	Thorn, Peter D.	1968	Walker-Roby, Brandon T.	2005, 06, 07, 08	Wilmot, Trevor	1993, 94
Sullivan, William C.	1966	Thurman, Alfonzo	1991, 92, 93, 94	Wallace, James L.	1978, 79, 80	Wilsey, Robert E.	1886, 87, 88
Summerall, James	1989, 90, 91	Tierman, Richard J.	1932	Wallace, Russell S.	1914	Wilson, Cal J.	1965, 66, 67
Sundheim, George M.	1944	Tighe, Charles P.	1905, 06, 07	Wallace, Sharrod	1998, 99, 00, 01	Wilson, Jr., Duwyce	2010
Sungail, John P.	1958	Tillery, Steven	1977, 78, 79, 80	Walls, Craig S.	1979, 80, 81	Wilson, William B.	1974, 75, 76, 77
Supernaw, Kywin	1996, 97	Tillery, Robert J.	1979, 80	Walsh, John B.	1981, 82, 83, 84	Winslow, Michael T.	1973, 74
Surface, Matthew	1994, 95, 96	Tipmore, Floyd L.	1938, 39, 40	Walters, Trent	1963, 64, 65	Winston, John M.	1925, 26
Sutherland, Louis L.	1933	Tippman, Kurt	1993 (Mgr.)	Waltz, Richard B.	1968	Winston, Kevin	1987
Sutkowski, Alan	1995, 96, 97	Tisdale, Brent A.	1977, 78, 79, 80	Ward, Darin	1993, 95, 96	Winston, Sam L.	1948, 49, 50
Sutor, Mark A.	1979, 80, 81, 82	Tobin, Paul E.	1925, 26	Ward, Tom	1989 (Mgr.)	Winter, Olice	1908, 09, 10
Sutor, Joe P.	1964, 65, 66	Todd, Robert L.	1927, 28, 29	Wardlow, Harry	1990, 91	Winters, Matthew	1914, 15
Sutphin, John O.	1908	Tofil, Gary J.	1964, 65, 66	Ware, Jermaine	1994, 95, 96	Wise, Harry E.	1885
Svyantek, William S.	1951, 52	Tofil, Joseph J.	1938, 39, 40	Warm, Edward	1986 (Mgr.)	Wise, Harry O.	1886
Swafford, Doug L.	1980, 81, 82	Toran, Derrick L.	1983	Warnecke, Aaron	1994, 95, 96, 97	Wise, Wm.	1913
Swartz, Christopher	1989	Torok, Frank J.	1943	Warner, Donald A.	1967, 68, 69	Wiseman, Jerry W.	1970
Sweazy, Damon	1985, 86	Trainer, Thomas F.	1960, 61	Warriner, Kyle	2002, 03, 04	Witucki, Casmir L.	1946, 47, 48, 49
Sweeney, Joseph M.	1973	Treadway, Robert L.	1896	Warriner, Thomas E.	1969	Wolf, Arik A.	2008
Swhihart, Edgar D.	1940, 41	Trimble, George	1908	Wasdovich, Michael	1960, 61, 62	Wolfe, William H.	1967, 68, 69
Swhihart, Fred C.	1928	Trimble, James W.	1939, 40, 41	Washington, Isaac	1985, 86, 87	Wood, Carl E.	1890, 91, 92
Swinehart, John F.	1977, 78	Trinter, Philip D.	1988, 89, 90, 91	Washington, Yamar	2002, 04, 05	Wood, William L.	1968, 69
Swope, Joseph A.	1914, 15	Tripp, Delbert H.	1923	Watercutter, David	1986	Woodburn, Terry V.	1971, 73
Sybert, Douglas L.	1976, 77, 78	Trobaugh, Raymond J.	1927, 28	Waterhouse, Harold	1974, 75, 76	Woods, Reginald	1965
Szabo, Joseph	1936, 37	Trombetta, Alexander D.	1961	Watson, Antonio	2001, 02	Woodson, Marvin	1961, 62, 63
Szczesny, Paul	2004	Trout, Arthur L.	1911, 12, 13	Watts, Damon	1990, 91, 92, 93	Woodward, Richard L.	1922, 23, 24
Szymakowski, Stanley M.	1972, 74	Trulock, Kevin M.	2007	Watts, James M.	1974	Woodard, Jason	1993 (Mgr.)
		Tucker, Maurice	1998, 99	Waugh, Lloyd A.	1904, 05, 06	Worchester, Edward H.	1963
		Turley, Ira S.	1911	Way, Barry	1986, 88	Worsey, Arlington S.	1912, 13, 14
T		Turner, Howard K.	1916	Waymire, Elbert S.	1907	Worstell, James M.	1973
Tabaka, Peter F.	1970, 71	Turner, Joey	1984	Weaver, Ralph W.	1926, 27, 28	Wortley, George E.	1968
Tackett, Richard D.	1942	Turner, Nickolas S.	2010	Weeks, Walters W.	1973, 74	Wright, Larry A.	1971
Tackitt, Sylvan W.	1930 (Mgr.)	Turner, Rob	1987, 88, 90	Weidenbenner, Thomas A.	1983, 84, 85, 86	Wright, Vernon L.	1964
Takacs, William E.	1956, 57	Turner, Terrance E.	2007, 08, 09, 10	Weiland, Paul H.	1914, 15, 16	Wright-Baker, Edward	2010
Talarico, Sam J.	1949, 50, 52	Tutsie, Albert P.	1949, 50	Weiler, Mark P.	1981, 82, 83, 84	Wyss, Benjamin D.	2007
Talbot, Robert M.	1927 (Mgr.)	Tuttle, Steven C.	1972	Weinberg, James J.	1982		
Talbott, John E.	1906, 07, 08			Weir, David M.	1979, 80, 81	Y	
Taliaferro, George	1945, 47, 48	U		Weiss, Sidney	1937	Yakey, Joseph W.	1889
Tallen, Terrence P.	1978, 79, 80	Uebelhoer, Carter	2010 (Mgr.)	Weissert, Stephen J.	1976, 78, 79	Yarian, Paul A.	1977
Tallon, Harry A.	1956	Uecker, William F.	1944	Wells, Timothy C.	1974, 75, 76 (Mgr.)	Yeldell, Greg	1998, 99
Tanner, Dale H.	1937	Ulen, Earl C.	1940 (Mgr.)	Weninger, Mike P.	1976	Yoder, Don L.	1933, 34
Tate, Joseph P.	1963, 64, 65	Unger, Fred W.	1958	Wenzel, Jim L.	1973, 74	Yore, James	1956, 57
Tavener, John H.	1941, 42, 43, 44	Uremovich, Emil	1938, 39, 40	Werskey, James R.	1974, 76	Youmans, Todd	1996 (Mgr.)
Taylor, Brett	2000, 01	Utter, Clifton C.	1891, 92	Wervey, Richard	1962, 63	Young, Clarence	2000
Taylor, Chris	2002, 03, 04, 05			Westfall, Phillip K.	1962, 64	Young, Courtney	2001, 03
Taylor, Clint	2000	V		Westover, Kevin T.	1974, 76	Young, Martin D.	1979, 81
Taylor, Collin W.	2007, 08, 09	VanDyck, Thomas A.	1981, 82, 83, 84	Whitaker, Berry M.	1911, 12, 13	Young, Robert H.	1946, 47
Taylor, Corey	1990, 91	VanHook, Damon	1994 (Mgr.)	Whitaker, Frank B.	1913, 14, 15	Youngblood, Robert M.	1975, 76 (Mgr.)
Taylor, John H.	1979, 80	VanOoyen, Jerry L.	1949, 50, 51	White, Eugene G.	1939, 40, 41	Youtsler, William D.	1897, 98
Tegarden, Scott K.	1969, 70	VanPelt, Robert C.	1964, 65, 66	White, Eugene G.	1967, 69, 70		
Terrell, Derrick	1992, 93, 94	VanSlyke, James	1986	White, Robert J.	1940, 41, 42		
Terry, Raymond L.	1965, 66	VanVliet, Robert (Rob)	1985, 86	White, Robert L.	1968, 69	Z	
Teter, George E.	1899, 89	Vargo, Ron	1986, 87, 88, 89	White, Sean	1990	Zagar, Frank L.	1974, 75, 76 (Mgr.)
Teter, James L.	1970	Vecchio, Robert F.	1960, 61	Whitsell, David A.	1956, 57	Zaiser, William H.	1923, 25
Teter, John W.	1899, 00	Veller, Don A.	1932, 33, 34	Whittington, Bernard	1990, 91, 92, 93	Zaring, Ivan A.	1912, 14
Teter, Sanford F.	1892	Vercuski, Bruno V.	1932, 33, 34	Wible, Ralph W.	1957 (Mgr.)	Zarlingo, Daniel A.	1974, 75, 76, 77
Thaxton, Gregory	1967	Verlihay, Frank T.	1967	Widaman, John D.	1937, 38	Zeigler, Dennis E.	2008
Thigpen, Marcus A.	2005, 06, 07, 08	Vesel, James A.	1952, 53, 54	Wietcha, Edwin	1954, 55, 56	Zeigler, Joe	1986, 87, 88, 89
Thistlewaite, John M.	1897	Visnich, Michael R.	1971, 72, 73	Wiebell, Jeffrey A.	1979, 80, 81, 82	Zeller, Joseph T.	1929, 30, 31
Thomas, Austin J.	2006, 07, 08, 09	Voliva, Richard	1933	Wilbur, Timothy L.	1978, 79, 80, 82	Zellmer, Mark W.	1971, 72, 73
Thomas, Charles A.	1929, 30, 31	Voltattorni, Chris	2003, 04	Wilcox, Michael	1989	Zeoli, David A.	1981
Thomas, Daniel J.	1949, 50, 51	Vonderheide, Dean M.	1973, 74	Wilder, Clem	1914	Zematis, Brian C.	2007, 08, 09
Thomas, Donald M.	1973, 74, 75	VonTress, Edward C.	1921	Wiley, Anthony	1994	Zilkowski, Ronald	1978
Thomas, Eddie L.	1988, 89, 90, 91	Voorhis, William A.	1965	Wiley, Chester E.	1916,	Zimmer, Harold L.	1939, 40
Thomas, Jr., Eric D.	2008, 09, 10	Voss, C. F.	1914, 15	Wilkins, Elmer S.	1921, 22, 23	Zimny, Robert J.	1941, 42
Thomas, Eugene S.	1920, 21, 22	W		Wilkerson, Dorian	1994, 95, 96, 97	Zivich, John M.	1923
Thomas, Jeffrey C.	2010	Wade, Franklin C.	1903, 05, 06	Will, Brad	1994 (Mgr.)	Zoll, Richard D.	1965, 66
Thomas, Kyle N.	2006, 07	Wade, Jeffrey F.	1983, 84, 85, 86	Willhite, James R.	1978, 79	Zoll, Richard M.	1933, 34, 35
Thomas, Shane	1993	Wade, John B.	1943	Williams, Aaron	1995, 96, 97, 98	Zoll, Robert W.	1966
Thomas, Terrance T.	2007, 08, 09, 10	Waggoner, Andrew	2010 (Mgr.)	Williams, Clay	1992, 93, 94, 95	Zuger, John T.	1951, 52, 53
Thomason, John	1989, 90 (Mgr.)	Wagner, Jacob	2002, 03	Williams, Clyde H.	1931	Zyzda, David L.	1981, 82, 83, 84
Thompson, Anthony	1986, 87, 88, 89	Wagner, Ralph	1946, 47	Williams, Jerry T.	2006, 07, 08		
Thompson, Daniel	1990, 91, 92, 93	Wagner, Troy M.R.	2007, 08, 09	Williams, Kenyetta	1993		
Thompson, Donal F.	1935 (Mgr.)	Wagnon, Lloyd L.	1948	Williams, Levron	1998, 99, 00, 01		
Thompson, Donald M.	1973, 74, 75	Waiters, Van A.	1983, 85, 86, 87	Williams, M. Paul	1989, 90, 91		
Thompson, Ernie	1989, 90			Williams, Mike	2002		
Thompson, Francis M.	1908						

- Current players in bold

T W E N T Y - E L E V E N
INDIANA FOOTBALL
HISTORY

STARTING LINEUPS

2010

Offense

TE Ted Bolser (7), Max Dedmond (4), Charles Love III (2)
 LG Andrew McDonald (11), Justin Pagán (1)
 LT Aaron Price (10), Justin Pagán (2)
 C Will Matte (12)
 RG Justin Pagán (6), Marc Damisch (5), Jordan Marquette (1)
 RT James Brewer (9), Justin Pagán (1), Josh Hager (1), Marc Damish (1)
 WR Damarlo Belcher (12)
 QB Ben Chappell (12)
 RB Trea Burgess (6), Darius Willis (3)
 WR Tandon Doss (11), Kofi Hughes (1)
 WR Terrance Turner (10), Duwyc Wilson (4)

Defense

DE Darius Johnson (11), Adam Replogle (4)
 DT Adam Replogle (8), Larry Black, Jr. (4)
 DT Mick Mentzer (11), Nicholas Sliger (1)
 DE Terrance Thomas (9)
 WLB Leon Beckum (8), Chad Sherer (2), Damon Sims (1), Donnell Jones (1, DB)
 MLB Jeff Thomas (9), Leon Beckum (3)
 SLB Tyler Replogle (10), Jeff Thomas (1), Chad Sherer (1)
 CB Matt Ernest (9), Greg Heban (4)
 CB Richard Council (6), Adrian Burks (5)
 SS Mitchell Evans (12)
 FS Donnell Jones (9), Chris Adkins (1), Jarrell Drane (1), Lenyatta Kiles (1)

2009

Offense

TE Troy Wagner (9), Brian Zematis (2)
 LT Rodger Saffold (12)
 LG Justin Pagán (11), Marc Damisch (1)
 C Will Matte (12)
 RG Pete Saxon (10), Mike Reiter (2)
 RT James Brewer (12)
 WR Terrance Turner (12)
 QB Ben Chappell (12)
 RB Darius Willis (6), Demetrius McCray (5), Bryan Payton (1)
 WR Tandon Doss (10), Mitchell Evans (2)
 WR Max Dedmond (8, TE), Damarlo Belcher (5)

Defense

DE Greg Middleton (12)
 DT Adam Replogle (11), Jarrod Smith (1)
 DT Larry Black, Jr. (12)
 DE Jammie Kirlaw (12)
 WLB Will Patterson (10), Justin Carrington (1), Tyler Replogle (1)
 MLB Matt Mayberry (12)
 SLB Tyler Replogle (8), Justin Carrington (2), Collin Taylor (2, DB)
 CB Richard Council (7), Donnell Jones (5)
 CB Ray Fisher (6), Adrian Burks (4), Chris Adkins (1), Donnell Jones (1)
 SS Austin Thomas (12)
 FS Nick Polk (11), Collin Taylor (1)

2008

Offense

TE Troy Wagner (5), Max Dedmond (4), Brad Martin (1)
 LT Rodger Saffold (10), Justin Pagán (2)
 LG Pete Saxon (5), Andrew McDonald (2), Justin Pagán (2), Mike Reiter (2), Jarrod Smith (1)

C Alex Perry (5), Pete Saxon (5), Mike Reiter (1), Jarrod Smith (1)
 RG Cody Faulkner (11), Mike Reiter (1)
 RT Mike Stark (11), Justin Pagán (1)
 WR Andrew Means (11)
 QB Kellen Lewis (9), Ben Chappell (3)
 RB Marcus Thigpen (10), Demetrius McCray (1), Ian Reeves (1, FB)
 WR Terrance Turner (9), Brandon Walker-Roby (5)
 WR Ray Fisher (9), Damarlo Belcher (2), Mitchell Evans (2)

Defense

DE Ryan Marando (9), Greg Middleton (3)
 NT Deonte Mack (10), Keith Burrus (2)
 DT Greg Brown (12)
 DE Jammie Kirlaw (10), Greg Middleton (2)
 WLB Will Patterson (10), Tyler Replogle (2)
 MLB Matt Mayberry (12)
 SLB Geno Johnson (12)
 CB Chris Adkins (12)
 CB Christopher Phillips (3), Richard Council (7), Donnell Jones (2)
 SS Austin Thomas (5), Joe Kleinsmith (7)
 FS Nick Polk (7), Brandon Mosley (5)

2007

Offense

TE Nick Sexton (6), Troy Wagner (2), Taylor Donnell (1)
 LT Rodger Saffold (13)
 LG Pete Saxon (13)
 C Ben Wyss (11), John Sandberg (2)
 RG John Sandberg (11), Charlie Emerson (2)
 RT Charlie Emerson (8), Mike Stark (5)
 WR James Hardy (13)
 QB Kellen Lewis (13)
 RB Marcus Thigpen (9), Josiah Sears (3), Bryan Payton (2)
 WR Andrew Means (12), Terrance Turner (4)
 WR Ray Fisher (9), James Bailey (4)

Defense

DE Jammie Kirlaw (13)
 NT Joe Kremer (11), Kevin Burrus (2)
 DT Greg Brown (13)
 DE Greg Middleton (13)
 LB Geno Johnson (11), Justin Carrington (1)
 MLB Adam McClurg (13)
 LB Will Patterson (13)
 CB Leslie Majors (11), Christopher Phillips (2), Joe Kleinsmith (1)
 CB Tracy Porter (13)
 SS Austin Thomas (12), Mitchell Evans (1)
 FS Nick Polk (13)

2006

Offense

TE Matt O'Neal (3), Nick Sexton (2)
 LT Rodger Saffold (6), Justin Frye (4), Scott Anderson (1), Kyle Thomas (1)
 LG Kyle Thomas (6), Pete Saxon (5), John Sandberg (1)
 C Justin Frye (8), Chris Mangiero (4)
 RG John Sandberg (10), Chris Mangiero (2)
 RT Charlie Emerson (11), Scott Anderson (1)
 WR James Hardy (9), Brandon Walker-Roby (4)
 QB Kellen Lewis (9), Blake Powers (2), Graeme McFarland (1)

RB Marcus Thigpen (9), Demetrius McCray (3)
 WR Jahkeem Gilmore (11), Andrew Means (5)
 WR Nick Polk (9), James Bailey (4), Ray Fisher (1)

Defense

DE Jammie Kirlaw (7), Brian Faires (3), Keith Burrus (2)
 NT Joe Kremer (11), Todd Newman (1)
 DT Greg Brown (12)
 DE Kenny Kendal (12)
 LB Geno Johnson (12)
 MLB Adam McClurg (11), Will Patterson (1)
 LB Josh Bailey (7), Will Patterson (4)
 CB Christopher Phillips (8), Leslie Majors (4), Joe Kleinsmith (1)
 CB Tracy Porter (12)
 SS Will Meyers (12)
 FS Troy Grosfield (6), Austin Thomas (6)

2005

Offense

TE Matt O'Neal (7), Chris Rudanovic (4)
 LT Isaac Sowell (11)
 LG Adam Hines (11)
 C Chris Mangiero (11)
 RG Brandon Hatcher (8), Justin Frye (3)
 RT Justin Frye (7), Scott Anderson (4)
 WR Jahkeem Gilmore (8), James Bailey (2), Ryan Skelton (1)
 QB Blake Powers (11)
 RB Chris Taylor (11), Josiah Sears (1)
 WR Marcus Thigpen (11)
 WR James Hardy (5), Brandon Walker-Roby (2), Rhett Kleinschmidt (1)

Defense

DE Victor Adeyanju (11)
 NT Russ Richardson (9), Joe Kremer (1), Charles Emerson (1)
 DT Greg Brown (5), Charles Emerson (5), Joe Kremer (1)
 DE Ben Ishola (11)
 LB Josh Moore (5), Jake Powers (1), Geno Johnson (2), Will Meyers (3)
 MLB John Pannozzo (8), Kyle Killion (3)
 LB Kyle Killion (8), Jake Powers (2), Geno Johnson (1)
 CB Leslie Majors (10), Troy Grosfield (1)
 CB Tracy Porter (11)
 SS Will Meyers (8), Aaron Mitchell (3)
 FS Troy Grosfield (8), Will Lumpkin (3)

2004

Offense

SE Travis Haney (9), Jahkeem Gilmore (2)
 FL Courtney Roby (11)
 LT Isaac Sowell (4), Adam Hines (7)
 LG Adam Hines (4), Chris Voltattorni (6)
 Jonathan Sandberg (1)
 C Chris Mangiero (4), Chris Jahnke (7)
 RG Chris Jahnke (4), Brandon Hatcher (7)
 RT Justin Frye (11)
 TE Aaron Halterman (9), Chris Rudanovic (2)
 QB Matt LoVecchio (11)
 RB BenJarvus Green-Ellis (11)
 FB John Pannozzo (9), Chris Taylor (2)

Defense

DE Victor Adeyanju (11)
 DT Martin Lapostolle (6), Russ Richardson (5)

T W E N T Y - E L E V E N
INDIANA FOOTBALL
 HISTORY

STARTING LINEUPS

DT Jodie Clemons (11)
 DE Kenny Kendal (11)
 LB Paul Szczesny (8), Cleo Harbison (2),
 Will Meyers (1)
 MLB Kyle Killion (11)
 LB Kevin Smith (4), Jake Powers (5),
 Adam McClurg (1), Will Lumpkin (1)
 CB Buster Larkins (11)
 CB Tracy Porter (7), Leslie Majors (4)
 SS Will Meyers (3), Will Lumpkin (3),
 Aaron Mitchell (5)
 FS Herana-Daze Jones (11)

2003

Offense

SE Glenn Johnson (10), Travis Haney (1)
 FL Courtney Roby (11)
 LT Isaac Sowell (11)
 LG Adam Hines (11)
 C Chris Mangiero (8), Brandon Hatcher (4)
 RG Chris Jahnke (11), Chris Voltattorni (1)
 RT Justin Frye (11), Chris Jahnke (1)
 TE Aaron Halterman (11), Matt O'Neal (1)
 QB Matt LoVecchio (11), Graeme
 McFarland (1)
 RB Brian Lewis (6), BenJarvus
 Green-Ellis (3), Chris Taylor (3)
 FB John Pannozzo (8), Alex Stscherban (1)

Defense

DE Victor Adeyanju (12)
 DT Martin Lapostolle (11), Courtney Young (1)
 DT Jodie Clemons (12)
 DE Kenny Kendal (12)
 LB Josh Moore (7), Jake Powers (5)
 MLB Kyle Killion (12)
 LB Kevin Smith (5)
 CB Duane Stone (12)
 CB Leonard Bryant (6), Cedric Henry (6)
 SS Herana-Daze Jones (11), Will Meyers (1)
 FS Joe Gonzalez (9), Will Lumpkin (2),
 Ryan Skelton (1)

2002

Offense

SE Glenn Johnson (12)
 FL Courtney Roby (10), Tyke Spencer (1)
 LT Enoch DeMar (12)
 LG A.C. Myler (8), Adam Hines (4)
 C Chris Jahnke (9), Anthony Oakley (3)
 RG Adam Hines (6), Anthony Oakley (5),
 Chris Jahnke (1)
 RT Bobby Brandt (10), Chris Jahnke (2)
 TE Aaron Halterman (12), Stephen Anthony (4)
 QB Gibran Hamdan (8), Tommy Jones (4)
 RB Yamar Washington (8), Brian Lewis (4)
 FB John Pannozzo (9)

Defense

DE Victor Adeyanju (10), Derek Barnett (2)
 DT Kris Dielman (12)
 DT Russ Richardson (10), Colin Christopher (2)
 DE Jodie Clemons (12)
 LB Herana-Daze Jones (9), John Kerr (2),
 Deonte Smith (1)
 MLB John Kerr (10), Martin Lapostolle (2)
 LB Kevin Smith (6), Kyle Killion (4),
 Ron Bethel (2)
 CB Damien Jones (10), Duane Stone (2)
 CB Antonio Watson (11), Duane Stone (1)

SS A.C. Carter (8), Joe Gonzalez (3),
 Will Lumpkin (1)
 FS Buster Larkins (8), A.C. Carter (4)

2001

Offense

SE Antwaan Randle El (1), Glenn Johnson (7),
 Courtney Roby (2)
 FL Henry Frazier (3), Travis Haney (5),
 Courtney Roby (1)
 LT A.C. Myler (11)
 LG Anthony Oakley (11)
 C Craig Osika (11)
 RG Enoch DeMar (11)
 RT Bobby Brandt (11)
 TE Kris Dielman (11), Aaron Halterman (3)
 QB Antwaan Randle El (10), Tommy Jones (1)
 RB Levron Williams (10), Brian Lewis (1)
 FB Jeremi Johnson (11), Rashon Myles (1)

Defense

DE Derek Barnett (11)
 DT Dominique Smith (5), Jamil Frink (4),
 Clarence Young (1), Kemp Rasmussen (1)
 DT Dominique Smith (5), Colin Christopher (6)
 DE Kemp Rasmussen (10), Steve Williams (1)
 LB Justin Smith (6), Herana-Daze Jones (5)
 MLB Devin Schaffer (3), Brandon Baker (3),
 Justin Smith (5)
 LB Ron Bethel (4), Devin Schaffer (3),
 Robert Brown (2)
 CB Michael Hanley (6), Sharrod Wallace (5)
 CB Sharrod Wallace (6), Marcus Floyd (5),
 Ron Bethel (2)
 SS Joe Gonzalez (10), Antonio Watson (1)
 FS A.C. Carter (5), Ron Bethel (4),
 Willie Northern (2)

2000

Offense

SE Jerry Dorsey (10), Henry Frazier (1)
 FL Versie Gaddis (10), Derin Graham (1)
 LT A.C. Myler (11)
 LG Anthony Oakley (11)
 C Craig Osika (11)
 RG Sione Ohuafi (11)
 RT Enoch DeMar (11)
 TE Bobby Brandt (11)
 QB Antwaan Randle El (11)
 RB Levron Williams (6), Brian Lewis (5)
 FB De'Wayne Hogan (10), Jeremi Johnson (1)

Defense

DE Derek Barnett (11)
 DT Paul Mandina (11)
 DT Dominique Smith (10), Jamil Frink (1)
 DE Kemp Rasmussen (10), Tony Brown (1)
 LB Justin Smith (11)
 MLB Joslin Goodman (11)
 LB Devin Schaffer (11)
 CB Duane Stone (6), Marcus Floyd (4),
 Joe Gonzalez (1), O.J. Spencer (1)
 CB Sharrod Wallace (10), Duane Stone (1)
 SS Johnny Anderson (11)
 FS Ron Bethel (11)

1999

Offense

WR Jerry Dorsey (10), Derin Graham (1)
 LT Pita Elisara (11)
 LG Enoch DeMar (11)
 C Matt Snyder (6), Chad Miller (5)
 RG Jamarkus Gorman (6), James Broyles (4),
 Matt Snyder (1)
 RT Craig Robeen (11)
 TE Craig Osika (11), Kris Dielman (1)
 QB Antwaan Randle El (11)
 TB Levron Williams (8), Frankie Franklin (3)
 FB De'Wayne Hogan (6), Jeremi Johnson (4)
 WR Versie Gaddis (11)

Defense

DE Adewale Ogunleye (6), Sean Nelson (3),
 Dominique Smith (1), Derek Barnett (1)
 DT Paul Mandina (11)
 DT Jason Czap (11)
 DE Kemp Rasmussen (11)
 LB Joslin Goodman (8)
 LB LB Devin Schaffer (9), Herman Fowler (2)
 LB Justin Smith (11)
 CB Maurice Tucker (7), O.J. Spencer (2),
 Curtis Randle El (2)
 CB Sharrod Wallace (11)
 SS Greg Yeldell (11)
 FS Mike McGrath (11)
 5DB Johnny Anderson (2), Curtis Randle El (1)

1998

Offense

WR Versie Gaddis (4), Levron Williams (3),
 O.J. Conner (2)
 LT Pita Elisara (11)
 LG James Broyles (6), Matt Synder (5)
 C Chad Miller (11)
 RG Matt Synder (6), James Broyles (5)
 RT Craig Robeen (11)
 TE Craig Osika (6), Sterling Mintzer (3),
 Bryan Bobay (3), Randy Maxwell (1)
 QB Antwaan Randle El (11)
 TB Marcus Floyd (6), Levron Williams (2),
 Frankie Franklin (2), De'Wayne Hogan (1)
 FB Chris Gall (10)
 WR Tyrone Browning (10), Derin Graham (2)

Defense

DE Adewale Ogunleye (11)
 DT Damien Gregory (9), Paul Mandina (2)
 DT Jason Czap (11)
 DE Aaron Williams (10), Bryan Bobay (1)
 LB Tony Brown (7), Devon Schaffer (3)
 LB Jabar Robinson (11)
 LB Brad Gecina (8)
 CB O.J. Spencer (8), Maurice Tucker (4),
 Sharrod Wallace (2)
 CB Curtis Randle El (11)
 SS Justin Smith (9), Greg Yeldell (3)
 FS Mike McGrath (11)

1997

Offense

WR O.J. Conner (10)
 LT Chris Liwienski (11)
 LG Victor Allotey (11)
 C Chris Lee (11)
 RG Khalfani Banks (11)
 RT Craig Robeen (11)

T W E N T Y - E L E V E N
INDIANA FOOTBALL
HISTORY

STARTING LINEUPS

TE Randy Maxwell (10), Ben Klusmeyer (5),
 Bryan Bobay (1)
 QB Jay Rodgers (11)
 TB De'Wayne Hogan (6), Jason Spear (5),
 Glynn Johnson (1)
 FB Chris Gall (10), Randy Maxwell (1)
 WR Tyrone Browning (5), Dorian Wilkerson (2)

Defense

DE Adewale Ogunleye (11)
 DT Benyard Jones (11)
 DT Damien Gregory (10), Brady Shields (1)
 DE Aaron Williams (9), Jason Czap (1)
 LB Jason Czap (9), Vince Lidy (1),
 Aaron Warnecke (1)
 LB Jabar Robinson (11)
 LB Aaron Warnecke (5), Joslin Goodman (4),
 James Lamar (2)
 CB Joey Eloms (10), O.J. Spencer (1)
 CB Joe King (11)
 SS Curtis Randle El (7), Pat Shaw (3),
 Mike McGrath (2), O.J. Spencer (1)
 FS Kywin Supernaw (11)

1996

Offense

WR Craig Goode (5), Ajamu Stoner (4),
 Dorian Wilkerson (2)
 LT Khalfani Banks (8), Greg Jenkins (3)
 LG Tom Lukawski (11), Chris Lee (1)
 C Jay Seib (11)
 RG George Batalis (10), Michael Mihelic (1)
 RT Chris Liwienski (11)
 TE Ben Klusmeyer (9), Darin Ward (1),
 Randy Maxwell (1)
 QB Chris Dittoe (7), Jay Rodgers (4)
 TB Alex Smith (9), Jason Spear (2)
 FB Steve Lee (11)
 WR Darin Ward (4), Dorian Wilkerson (4),
 Randy Maxwell (2), Ajamu Stoner (1)

Defense

LE Adewale Ogunleye (9), Aaron Williams (2)
 LT Benyard Jones (11)
 RT Victor Allotey (4), Damien Gregory (4),
 Chad Miller (3)
 RE Nate Davis (10), Bryan Bobay (1)
 LB Matt Surface (11)
 MLB Jamie Baisley (11)
 LB Jabar Robinson (11)
 LC Joe King (11)
 RC Joey Eloms (4), Pat Shaw (3),
 Eric Allen (3), Curtis Randle El (1)
 SS Aaron Warnecke (8),
 Kywin Supernaw (3)
 FS Eric Allen (8), Aaron Warnecke (3)

1995

Offense

WR Ajamu Stoner (8), Dorian Wilkerson (3)
 LT Chris Liwienski (10), Greg Jenkins (1)
 LG Tom Lukawski (11), Michael Mihelic (1)
 C Jay Seib (11)
 RG Michael Mihelic (7), George Batalis (3),
 Greg Jenkins (1)
 RT Clay Williams (11)
 TE Darin Ward (6), Ben Klusmeyer (3),
 Rich Kearney (1), Greg Jenkins (1)
 QB Chris Dittoe (7), Adam Greenlee (4)
 TB Alex Smith (6), Sean Glover (4),
 Michael Batts (1)

FB Steve Lee (10), Michael Batts (1)
 WR Eric Matthews (8), Dorian Wilkerson (3)

Defense

LE Lewis Pinnock (11)
 LT John Hammerstein (11)
 RT Eli Rasheed (6), Victor Allotey (3),
 Jason Kaylor (2)
 RE Nate Davis (11)
 OLB Jabar Robinson (9), Jon Pilch (2)
 MLB Jamie Baisley (9), Saute Dean (1),
 Victor Allotey (1)
 OLB Matt Surface (11)
 CB Eric Allen (10), Joe King (1)
 CB Joey Eloms (11)
 SS Aaron Warnecke (11)
 FS Eric Smedley (11)

1994

Offense

SE Eddie Baety (11)
 LT Chris Smith (10), Chris Liwienski (1)
 LG Tom Lukawski (11)
 C Jay Seib (11)
 RG Andrew Greene (11)
 RT Clay Williams (8), Chris Liwienski (3)
 TE Tom McKinnon (8), Ajamu Stoner (2),
 Ben Klusmeyer (1)
 QB John Paci (11), Chris Dittoe (1)
 TB Alex Smith (11)
 FB Steve Lee (11)
 FL Eric Matthews (11)

Defense

LE Lewis Pinnock (11)
 LT John Hammerstein (11)
 RT Troy Drake (10), Eli Rasheed (1)
 RE Nate Davis (11)
 LB Trevor Wilmot (10), Jamie Baisley (1)
 MLB Derrick Terrell (11)
 LB Alfonzo Thurman (11)
 CB Kris Mucci (10), Joe King (1)
 CB Eric Smedley (11)
 SS Aaron Warnecke (10), Eli Rasheed (1)
 FS Lance Brown (11)

1993

Offense

SE Eddie Baety (9), Greg Hobbs (2),
 Dan Thompson (1)
 LT Tom McKinnon (9), Chris Smith (3)
 LG Todd Smith (11), Tom Lukawski (1)
 C Rod Carey (12)
 RG Andrew Greene (12)
 RT Clay Williams (9), Tom McKinnon (3)
 TE Ross Hales (10), Dan Thompson (1)
 QB John Paci (11), Chris Dittoe (1)
 TB Jermaine Chaney (7), Brett Law (2),
 Michael Batts (2), Kenyetta Williams (1)
 FB Sean Glover (12)
 FL Thomas Lewis (12)

Defense

LE Bernard Whittington (12)
 LT Troy Drake (9), John Hammerstein (3)
 RT Hurvin McCormack (9), Troy Drake (3)
 RE Lamar Mills (12)
 LB Charles Beauchamp (9), Trevor Wilmot (2),
 Clay Williams (1)
 MLB Alfonzo Thurman (11), Derrick Terrell (1)
 LB Jay Davis (8), Charles Beauchamp (3),
 Steve Perkins (1)

CB Mose Richardson (12)
 CB Jason Orton (10), Damon Watts (2)
 SS Chris Dyer (8), Steve Perkins (4)
 FS Lance Brown (6), Chris Dyer (4),
 Damon Watts (2)

1992

Offense

SE Scott McGowan (11)
 LT Chris Smith (11), Clay Williams (1)
 LG Todd Smith (12)
 C Josh DeWitt (8), Rod Carey (3)
 RG Jim Hannon (8), Andrew Greene (1),
 Jason Boyd (1), Frank Ambrose (1)
 RT Tom McKinnon (12)
 TE Ross Hales (12)
 QB Trent Green (12), John Paci (1)
 TB Brett Law (5), Emmett Pride (3),
 Michael Batts (2), Jermaine Chaney (1)
 FL Thomas Lewis (12)
 FB Louis Pinnock (4), Tobi Kerns (3),
 Eddie Baety (2), Sean Glover (1)
 Dan Thompson (1)

Defense

DE Lamar Mills (9), Charles Beauchamp (2)
 LT Larry McDaniel (7), Matt Bomba (3),
 Troy Drake (1)
 RT Hurvin McCormack (10), Troy Drake (1)
 DE Bernard Whittington (12)
 LB John Miller (7), Steve Perkins (2),
 Arnold Mickens (1), Al Thurman (1)
 MLB Al Thurman (10), Chris Holder (1)
 LB Jay Davis (12)
 CB Mose Richardson (10), Jason Orton (2)
 CB Mike Middleton (10), Jason Orton (2)
 SS Lance Brown (5), Chris Dyer (6)
 FS Damon Watts (12)

1991

Offense

SE Scott McGowan (7), Eddie Baety (5)
 LT Shawn Harper (12)
 LG Jim Hannon (6), Todd Smith (6)
 C Jason Mack (11), Rod Carey (1)
 RG Troy Newton (12)
 RT Randy Schneider (12)
 TE Rod Coleman (12)
 QB Trent Green (12)
 TB Vaughn Dunbar (12)
 FL Thomas Lewis (7), Eddie Thomas (5)
 FB Todd Walker (7), Corey Taylor (4),
 Tobi Kerns (1)

Defense

LE Charles Beauchamp (12)
 LT Larry McDaniel (10),
 Hurvin McCormack (1), Chris McCoy (1)
 RT Hurvin McCormack (10),
 Larry McDaniel (1), Chris McCoy (1)
 RE Greg Farrall (11), Troy Mason (1)
 OLB Mark Hagen (12)
 MLB Paul Williams (12)
 OLB John Miller (11), Lance Brown (1)
 CB Mike Middleton (12)
 HB Mose Richardson (12)
 SS Jim Summerall (11), Steve Perkins (1)
 FS Damon Watts (11), Lance Brown (1)

T W E N T Y - E L E V E N
INDIANA FOOTBALL
 RECORDS

PASSING

YEARLY LEADERS

Year	Name	Att.	Cmp.	Yds.	TD
1941	Bill Hillenbrand	55	18	412	7
1942	Bill Hillenbrand	102	50	901	11
1943	Bob Hoernschemeyer	155	70	1,136	13
1944	Bob Hoernschemeyer	96	48	727	7
1945	Ben Raimondi	83	35	593	10
1946	Ben Raimondi	73	135	971	8
1947	Del Russell	27	18	519	5
1948	George Taliaferro	95	34	550	3
1949	Nick Sebek	164	72	1,034	7
1950	Lou D'Achille	163	76	980	4
1951	Lou D'Achille	70	33	432	4
1952	Lou D'Achille	151	79	1,025	4
1953	Florian Helinski	146	59	879	4
1954	Florian Helinski	115	46	797	4
1955	Gene Cichowski	102	50	654	3
1956	Steve Filipowski	63	32	391	2
1957	Tom McDonald	123	43	544	1
1958	Tom McDonald	42	15	201	2
1959	John Jackson	55	24	478	6
1960	Woody Moore	51	13	228	3
1961	Byron Broome	117	60	627	3
1962	Woody Moore	109	57	770	3
1963	Richie Badar	94	55	679	2
1964	Richie Badar	245	121	1,571	9
1965	Frank Stavroff	159	74	1,045	8
1966	Frank Stavroff	224	119	1,406	7
1967	Harry Gonso	143	67	931	9
1968	Harry Gonso	163	76	1,109	12
1969	Harry Gonso	207	107	1,336	11
1970	Ted McNulty	126	55	488	1
1971	Ted McNulty	201	95	1,140	6
1972	Ted McNulty	132	74	906	7
1973	Willie Jones	135	76	881	5
1974	Terry Jones	220	129	1,347	11
1975	Terry Jones	135	65	787	3
1976	Scott Arnett	93	42	398	3
1977	Scott Arnett	151	73	796	5
1978	Tim Clifford	130	60	726	4
1979	Tim Clifford	288	160	2,078	13
1980	Tim Clifford	198	105	1,391	13
1981	Babe Laufenberg	252	144	1,788	8
1982	Babe Laufenberg	364	217	2,468	11
1983	Steve Bradley	355	182	2,298	14
1984	Steve Bradley	402	208	2,544	10
1985	Steve Bradley	266	142	1,737	11
1986	Dave Kramme	180	98	1,334	6
1987	Dave Schnell	207	121	1,707	13
1988	Dave Schnell	225	119	1,877	9
1989	Dave Schnell	258	146	1,608	4
1990	Trent Green	128	60	934	4
1991	Trent Green	339	200	2,627	12
1992	Trent Green	278	154	1,780	7
1993	John Paci	258	133	1,796	8
1994	John Paci	176	96	996	6
1995	Chris Dittoe	196	102	1,214	3
1996	Chris Dittoe	159	83	1,035	3
1997	Jay Rodgers	330	192	2,156	6
1998	Antwaan Randle El	273	127	1,745	6
1999	Antwaan Randle El	279	150	2,277	17
2000	Antwaan Randle El	277	133	1,783	13
2001	Antwaan Randle El	231	118	1,664	9
2002	Gibran Hamdan	293	152	2,115	9
2003	Matt LoVecchio	291	155	1,778	3
2004	Matt LoVecchio	271	153	1,951	13
2005	Blake Powers	376	212	2,305	22
2006	Kellen Lewis	346	190	2,221	14
2007	Kellen Lewis	442	265	3,043	28
2008	Kellen Lewis	193	110	1,131	6
2009	Ben Chappell	428	268	2,941	17
2010	Ben Chappell	483	302	3,295	24

CAREER YARDS

1. Antwaan Randle El						7,469
Year	Att.	Comp.	Pct.	Yds.	TD	
1998	273	127	46.5	1,745	6	
1999	279	150	53.8	2,277	17	
2000	277	133	48.0	1,783	10	
2001	231	118	51.1	1,664	9	
Totals	1,060	528	49.8	7,469	42	

2. Ben Chappell						7,251
Year	Att.	Comp.	Pct.	Yds.	TD	
2007	2	1	50.0	14	0	
2008	153	80	52.3	1,001	4	
2009	428	268	62.6	2,941	17	
2010	483	302	62.5	3,295	24	
Totals	1,066	651	61.1	7,251	45	

3. Steve Bradley						6,579
Year	Att.	Comp.	Pct.	Yds.	TD	
1983	355	182	51.3	2,298	14	
1984	402	208	51.7	2,544	10	
1985	266	142	53.4	1,737	11	
Totals	1,023	532	52.0	6,579	35	

4. Kellen Lewis						6,395
Year	Att.	Comp.	Pct.	Yds.	TD	
2006	346	190	54.9	2,221	14	
2007	442	265	60.0	3,043	28	
2008	193	110	57.0	1,131	6	
Totals	981	565	57.6	6,395	48	

5. Dave Schnell						5,470
Year	Att.	Comp.	Pct.	Yds.	TD	
1986	32	20	62.5	278	1	
1987	207	121	58.5	1,707	13	
1988	225	119	52.9	1,877	9	
1989	258	146	56.6	1,608	4	
Totals	722	406	56.2	5,470	27	

6. Trent Green						5,400
Year	Att.	Comp.	Pct.	Yds.	TD	
1989	10	7	70.0	59	0	
1990	128	60	46.9	934	4	
1991	339	200	59.0	2,627	12	
1992	278	154	55.4	1,780	7	
Totals	755	421	55.8	5,400	23	

7. Tim Clifford						4,338
Year	Att.	Comp.	Pct.	Yds.	TD	
1977	15	8	53.3	143	1	
1978	130	60	46.2	726	4	
1979	288	160	55.6	2,078	13	
1980	198	105	53.0	1,391	13	
Totals	631	333	52.8	4,338	31	

8. Babe Laufenberg						4,256
Year	Att.	Comp.	Pct.	Yds.	TD	
1981	252	144	57.1	1,788	8	
1982	364	217	59.6	2,468	11	
Totals	616	361	58.6	4,256	19	

9. Matt LoVecchio						3,729
Year	Att.	Comp.	Pct.	Yds.	TD	
2003	291	155	53.3	1,778	3	
2004	271	153	56.5	1,951	13	
Totals	562	308	54.8	3,729	16	

10. Harry Gonso						3,446
Year	Att.	Comp.	Pct.	Yds.	TD	
1967	161	73	45.3	1,001	9	
1968	163	76	46.6	1,109	12	
1969	207	107	51.7	1,336	11	
Totals	531	256	48.2	3,446	32	

SEASON YARDS

1.	3,295	Ben Chappell	2010
2.	3,043	Kellen Lewis	2007
3.	2,941	Ben Chappell	2009
4.	2,627	Trent Green	1991
5.	2,544	Steve Bradley	1984
6.	2,468	Babe Laufenberg	1982
7.	2,305	Blake Powers	2005
8.	2,298	Steve Bradley	1983
9.	2,277	Antwaan Randle El	2000
10.	2,221	Kellen Lewis	2006


SINGLE-GAME YARDS

1.	480	Ben Chappell vs. Michigan	10/2/10
2.	408	Jay Rodgers vs. Ball State	9/13/97
3.	390	Babe Laufenberg vs. Iowa	10/9/82
4.	385	Antwaan Randle El vs. W. Michigan	9/12/98
5.	382	Ben Chappell vs. Arkansas State	10/16/10
6.	379	John Paci at Penn State	11/6/93
7.	378	Dave Schnell vs. South Carolina	12/28/88
8.	366	Ben Chappell at Western Kentucky	9/18/10
9.	360	Blake Powers vs. Iowa	10/15/05
10.	354	Kellen Lewis vs. Ball State	11/3/07

SINGLE-PLAY YARDS

1.	99t	John Paci to Thomas Lewis at Penn State, 11/6/93
2.	91t	Lou D'Achille to Bob Robertson vs. Iowa, 10/7/50
3.	90	Bob Kramer to Trent Smoc at Kentucky, 9/28/74
4.	88t	Dave Schnell to Rob Turner vs. South Carolina, 12/28/88
5.	83t	Blake Powers to James Hardy at Wisconsin, 10/1/05

t-touchdown



Trent Green

T W E N T Y - E L E V E N
INDIANA FOOTBALL
RECORDS

PASSING

CAREER ATTEMPTS

1.	1,066	Ben Chappell	2007-10
2.	1,060	Antwaan Randle El	1998-01
3.	1,023	Steve Bradley	1983-85
4.	981	Kellen Lewis	2006-08
5.	755	Trent Green	1989-92
6.	722	Dave Schnell	1986-89
7.	631	Tim Clifford	1977-80
8.	616	Babe Laufenberg	1981-82
9.	562	Matt LoVecchio	2003-04
10.	531	Harry Gonso	1967-69

SEASON ATTEMPTS

1.	483	Ben Chappell	2010
2.	442	Kellen Lewis	2007
3.	428	Ben Chappell	2009
4.	402	Steve Bradley	1984
5.	376	Blake Powers	2005
6.	364	Babe Laufenberg	1982
7.	355	Steve Bradley	1983
8.	346	Kellen Lewis	2006
9.	339	Trent Green	1991
10.	330	Jay Rodgers	1997

SINGLE-GAME ATTEMPTS

1.	64	Ben Chappell vs. Michigan	10/2/10
2.	57	Blake Powers at Iowa	10/15/05
3.	56	Babe Laufenberg vs. Ohio State	10/23/82
4.	54	Ben Chappell vs. Northwestern	10/30/10
5.	51	Kellen Lewis vs. Illinois	9/22/07
		Ben Chappell at Penn State	11/14/09
7.	50	Matt LoVecchio at Northwestern	10/9/04
		Ben Chappell at Purdue	11/27/10
9.	49	Steve Bradley at Minnesota	10/5/84
		Jay Rodgers vs. Purdue	1/22/97

CAREER COMPLETIONS

1.	651	Ben Chappell	2007-10
2.	565	Kellen Lewis	2006-08
3.	532	Steve Bradley	1983-85
4.	528	Antwaan Randle El	1998-01
5.	421	Trent Green	1989-92
6.	406	Dave Schnell	1986-89
7.	361	Babe Laufenberg	1981-82
8.	333	Tim Clifford	1977-80
9.	308	Matt LoVecchio	2003-04
10.	268	Chris Dittoe	1993-96

SEASON COMPLETIONS

1.	302	Ben Chappell	2010
2.	268	Ben Chappell	2009
3.	265	Kellen Lewis	2007
4.	217	Babe Laufenberg	1982
5.	212	Blake Powers	2005
6.	208	Steve Bradley	1984
7.	200	Trent Green	1991
8.	192	Jay Rodgers	1997
9.	190	Kellen Lewis	2006
10.	182	Steve Bradley	1983

SINGLE-GAME COMPLETIONS

1.	45	Ben Chappell vs. Michigan	10/2/10
2.	37	Blake Powers at Iowa	10/15/05
3.	34	Babe Laufenberg vs. Ohio State	10/23/82
4.	32	Ben Chappell at Penn State	11/14/09
		Ben Chappell at Western Kentucky	9/18/10
6.	31	Ben Chappell at Purdue	11/27/10
7.	30	Steve Bradley at Northwestern	9/22/84
		Kellen Lewis vs. Penn State	10/20/07
		Ben Chappell vs. Northwestern	10/30/10
10.	28	Trent Green at Kentucky	9/19/92
		Jay Rodgers vs. Kentucky	9/20/97
		Jay Rodgers vs. Purdue	11/22/97

CAREER PERCENTAGE


1.	.611	Ben Chappell	2007-10 (651-1,066)
2.	.586	Babe Laufenberg	1981-82 (361-616)
3.	.576	Kellen Lewis	2006-08 (565-981)
4.	.562	Dave Schnell	1986-89 (406-722)
5.	.558	Jay Rodgers	1996-98 (253-453)
6.	.556	Trent Green	1989-92 (414-745)
7.	.551	Blake Powers	2004-07 (258-468)
8.	.548	Matt LoVecchio	2003-04 (308-562)
9.	.530	John Paci	1992-94 (262-494)
10.	.528	Tim Clifford	1977-80 (333-631)

SEASON PERCENTAGE

1.	.626	Ben Chappell	2009 (268-428)
2.	.625	Ben Chappell	2010 (302-483)
3.	.600	Kellen Lewis	2007 (265-442)
4.	.596	Babe Laufenberg	1982 (217-364)
5.	.590	Trent Green	1991 (200-339)
6.	.582	Jay Rodgers	1997 (192-330)
7.	.571	Babe Laufenberg	1981 (144-252)
8.	.570	Kellen Lewis	2008 (110-193)
9.	.565	Matt LoVecchio	2004 (153-271)
10.	.564	Blake Powers	2005 (212-376)



Antwaan Randle El



Ben Chappell

T W E N T Y - E L E V E N
INDIANA FOOTBALL
RECORDS

RECEIVING

YEARLY LEADERS

Year	Name	No.	Yds.	Avg.	TD
1941	Charles Jacoby	11	297	27.0	—
1942	Pete Pihos	21	295	14.0	—
1943	Pete Pihos	19	262	13.8	—
1944	Abe Addams	21	332	15.8	—
1945	Mel Groomes	12	223	18.6	—
1946	Mel Groomes	19	232	12.2	0
1947	Lou Mihajlovich	26	346	13.3	2
1948	John McDonnell	14	240	17.1	2
1949	Clint Anderson	28	458	16.4	2
1950	Clint Anderson	20	224	11.2	0
1951	Gene Gedman	18	240	13.3	2
1952	Earl Fisher	27	343	12.7	1
1953	John Bartkiewicz	13	150	11.5	0
1954	Brad Bomba	11	221	20.1	0
1955	Brad Bomba	13	171	13.2	2
1956	Brad Bomba	31	407	13.1	1
1957	Dave Whitsell	14	290	20.7	2
1958	Earl Faison	6	76	12.7	1
1959	Ted Acreman	13	260	20.0	3
1960	Earl Faison	7	154	22.0	2
1961	Bill Olsavsky	17	237	13.9	2
1962	Marv Woodson	15	200	13.3	1
1963	Bill Malinchak	25	353	14.1	2
1964	Bill Malinchak	46	634	13.8	5
1965	Bill Malinchak	44	699	15.9	7
1966	Bill Couch	45	546	12.1	2
1967	Jade Butcher	38	654	17.2	10
1968	Jade Butcher	44	713	16.2	10
1969	Jade Butcher	37	552	14.9	10
1970	John Andrews	29	268	9.2	1
1971	Alan Dick	25	312	12.5	5
1972	Glenn Scolnik	53	727	13.7	6
1973	Trent Smock	36	505	14.0	5
1974	Trent Smock	31	549	17.7	7
1975	Trent Smock	25	427	17.1	3
1976	Keith Calvin	26	319	12.3	2
1977	Keith Calvin	41	604	14.7	1
1978	Mike Friede	17	412	24.2	3
1979	Bob Stephenson	49	564	11.5	4
1980	Bob Stephenson	26	337	12.9	0
1981	Bob Stephenson	32	230	8.8	1
1982	Duane Gunn	35	764	21.8	5
1983	Duane Gunn	50	815	16.3	6
1984	Len Kenebrew	41	750	18.3	2
1985	Kenny Allen	55	929	16.9	3
1986	Tony Buford	26	416	16.0	1
1987	Ernie Jones	66	1,265	19.2	13
1988	Rob Turner	36	814	22.6	8
1989	Eddie Thomas	38	559	14.7	1
1990	Rob Turner	33	717	21.7	6
1991	Eddie Thomas	54	687	12.7	2
1992	Thomas Lewis	54	685	12.7	5
1993	Thomas Lewis	55	1,058	19.2	7
1994	Eddie Baety	45	559	12.4	4
1995	Sean Glover	33	239	7.2	0
1996	Dorian Wilkerson	40	490	12.2	1
1997	Chris Gall	54	422	7.8	2
1998	Tyrone Browning	47	764	16.3	2
1999	Versie Gaddis	35	633	18.1	3
2000	Versie Gaddis	29	554	19.1	3
2001	Levron Williams	26	289	11.1	2
2002	Courtney Roby	59	1,039	17.6	4
2003	Courtney Roby	45	504	11.2	0
2004	Courtney Roby	55	810	14.7	7
2005	James Hardy	61	893	14.7	10
2006	James Hardy	51	722	14.2	10
2007	James Hardy	79	1,125	14.2	16
2008	Ray Fisher	42	373	8.9	5
2009	Tandon Doss	77	962	12.5	5
2010	Damarlo Belcher	78	832	10.7	4

CAREER YARDS

1. James Hardy 2,740

Year	No.	Yds.	Avg.	TD
2005	61	893	14.7	10
2006	51	722	14.2	10
2007	79	1,125	14.2	16
Totals	191	2,740	14.5	36

2. Courtney Roby 2,524

Year	No.	Yds.	Avg.	TD
2001	11	171	15.5	1
2002	59	1,039	17.6	4
2003	45	504	11.2	0
2004	55	810	14.7	7
Totals	170	2,524	14.8	12

3. Ernie Jones 2,361

Year	No.	Yds.	Avg.	TD
1984	26	408	15.7	2
1985	16	205	12.8	3
1986	25	483	19.3	2
1987	66	1,265	19.2	13
Totals	133	2,361	17.8	20

4. Thomas Lewis 2,324

Year	No.	Yds.	Avg.	TD
1991	39	581	14.9	6
1992	54	685	12.7	5
1993	55	1,058	19.2	7
Totals	148	2,324	15.7	18

5. Duane Gunn 2,235

Year	No.	Yds.	Avg.	TD
1981	31	656	21.2	3
1982	35	764	21.8	5
1983	50	815	16.3	6
Totals	116	2,235	19.3	14

6. Damarlo Belcher 1,939

Year	No.	Yds.	Avg.	TD
2008	25	337	13.5	2
2009	61	770	12.6	5
2010	78	832	10.7	4
Totals	164	1,939	11.8	11

7. Tandon Doss 1,854

Year	No.	Yds.	Avg.	TD
2008	14	186	13.3	1
2009	77	962	12.5	5
2010	63	706	11.2	7
Totals	154	1,854	12.0	13

8. Jade Butcher 1,810

Year	No.	Yds.	Avg.	TD
1967	36	545	15.1	10
1968	44	713	16.2	10
1969	37	552	14.9	10
Totals	117	1,810	15.5	30

9. Bill Malinchak 1,686

Year	No.	Yds.	Avg.	TD
1963	25	353	14.1	2
1964	46	634	13.8	5
1965	44	699	15.9	7
Totals	115	1,686	14.7	14

10. Eddie Baety 1,617

Year	No.	Yds.	Avg.	TD
1991	22	312	14.2	0
1992	39	398	10.2	1
1993	26	348	13.4	1
1994	45	559	12.4	4
Totals	132	1,617	12.3	6



James Hardy

T W E N T Y - E L E V E N
INDIANA FOOTBALL
RECORDS

RECEIVING

SEASON YARDS

1.	1,265	Ernie Jones	1987
2.	1,125	James Hardy	2007
3.	1,058	Thomas Lewis	1993
4.	1,039	Courtney Roby	2002
5.	962	Tandon Doss	2009
6.	929	Kenny Allen	1985
7.	893	James Hardy	2005
8.	837	Glenn Johnson	2002
9.	832	Damarlo Belcher	2010
10.	815	Duane Gunn	1983

SINGLE-GAME YARDS

1.	285	Thomas Lewis at Penn State	11/6/93
2.	258	Tyrone Browning vs. Western Michigan	9/12/98
3.	256	Nate Lundy at Colorado	9/27/80
4.	221	Tandon Doss vs. Michigan	10/2/10
5.	203	James Hardy at Iowa	10/15/05
6.	198	Courtney Roby vs. Iowa	10/19/02
7.	197	Duane Gunn at Iowa	10/10/81
8.	184	Glenn Johnson at Utah	9/7/02
		Courtney Roby at Kentucky	9/18/05
10.	183	Kenny Allen at Missouri	9/28/85

CAREER RECEPTIONS

1.	191	James Hardy	2005-07
2.	170	Courtney Roby	2001-2004
3.	164	Damarlo Belcher	2008-
4.	154	Tandon Doss	2008-10
5.	148	Thomas Lewis	1991-93
6.	143	Terrance Turner	2007-10
7.	133	Ernie Jones	1984-87
8.	132	Eddie Baety	1991-94
9.	121	Keith Calvin	1974-77
10.	119	Jade Butcher	1967-69

SEASON RECEPTIONS

1.	79	James Hardy	2007
2.	78	Damarlo Belcher	2010
3.	77	Tandon Doss	2009
4.	67	Terrance Turner	2010
5.	66	Ernie Jones	1987
6.	63	Tandon Doss	2010
7.	61	James Hardy	2005
		Damarlo Belcher	2009
9.	59	Courtney Roby	2002
10.	55	Kenny Allen	1985
		Thomas Lewis	1993
		Courtney Roby	2004


SINGLE-GAME RECEPTIONS

1.	16	Jason Spear vs. Purdue	11/22/97
2.	15	Tandon Doss vs. Michigan	10/2/10
3.	14	James Hardy vs. Penn State	10/20/07
4.	13	Tyrone Browning vs. Western Michigan	9/12/98
5.	12	Thomas Lewis at Michigan State	10/3/92
		Thomas Lewis at Penn State	11/6/93
		James Hardy at Iowa	10/15/05
8.	11	Keith Calvin vs. Michigan State	10/15/77
		Courtney Roby vs. Iowa	10/19/02
		Damarlo Belcher vs. Northwestern	10/30/10
11.	10	15 times Last: Terrance Turner at Purdue	11/27/10

- Current players in bold



Courtney Roby



Ernie Jones

T W E N T Y - E L E V E N
INDIANA FOOTBALL
RECORDS

RUSHING

YEARLY LEADERS

Year	Name	Att	Yds	Avg	TD
1941	Robert White	71	311	4.4	—
1942	Bill Hillenbrand	130	498	3.6	—
1943	Jim Allerdice	108	523	4.8	—
1944	Harry Jagade	111	450	4.1	—
1945	George Taliaferro	156	719	4.5	—
1946	Pete Pihos	76	262	3.4	6
1947	Harry Jagade	103	436	4.2	1
1948	George Taliaferro	98	262	2.6	3
1949	Bob Robertson	100	348	3.5	2
1950	Bob Robertson	113	551	4.9	7
1951	Gene Gedman	176	731	4.1	6
1952	Gene Gedman	143	574	4.0	8
1953	Jerry Ellis	69	264	4.8	4
1954	John Bartkiewicz	103	430	4.2	2
1955	John Bartkiewicz	114	456	4.0	2
1956	Bob Fee	134	621	4.6	6
1957	John Meegan	43	114	2.7	0
1958	Ted Smith	89	452	5.1	4
1959	Ted Smith	111	490	3.9	3
1960	Joe Maroon	66	348	5.3	2
1961	Marv Woodson	115	425	3.7	5
1962	Marv Woodson	136	540	4.0	5
1963	Tom Nowatzke	160	756	4.7	5
1964	Tom Nowatzke	150	545	3.6	9
1965	Terry Cole	91	286	3.1	2
1966	Mike Krivoshia	179	675	3.8	3
1967	John Isenbarger	120	579	4.8	4
1968	John Isenbarger	130	669	5.1	5
1969	John Isenbarger	233	1,217	5.2	5
1970	John Motil	101	358	3.5	2
1971	Ken St. Pierre	181	760	4.2	5
1972	Ken Starling	196	781	3.9	7
1973	Ken Starling	180	676	3.8	2
1974	Courtney Snyder	291	1,254	4.3	4
1975	Courtney Snyder	248	1,103	4.4	3
1976	Mike Harkrader	192	1,003	5.2	3
1977	Ric Enis	199	978	4.9	4
1978	Mike Harkrader	198	880	4.4	7
1979	Mike Harkrader	210	807	3.8	6
1980	Lonnie Johnson	200	1,075	5.4	11
1981	Tim Hines	67	271	4.0	1
1982	Orlando Brown	136	580	4.3	6
1983	Orlando Brown	72	312	4.3	2
1984	Bobby Howard	78	268	3.4	0
1985	Bobby Howard	194	967	5.0	7
1986	Anthony Thompson	191	806	4.2	5
1987	Anthony Thompson	257	1,014	3.9	12
1988	Anthony Thompson	355	1,686	4.7	26
1989	Anthony Thompson	358	1,793	5.0	24
1990	Vaughn Dunbar	250	1,224	4.9	13
1991	Vaughn Dunbar	364	1,805	5.0	12
1992	Brett Law	130	541	4.2	3
1993	Jermaine Chaney	186	716	3.8	6
1994	Alex Smith	265	1,475	5.6	10
1995	Alex Smith	166	769	4.6	3
1996	Alex Smith	292	1,248	4.3	8
1997	DeWayne Hogan	149	506	3.4	4
1998	Antwaan Randle El	227	873	3.8	10
1999	Levron Williams	118	817	6.9	4
2000	Antwaan Randle El	218	1,270	5.8	13
2001	Levron Williams	212	1,401	6.6	17
2002	Yamar Washington	174	688	4.0	9
2003	BenJarvus Green-Ellis	225	938	4.2	7
2004	BenJarvus Green-Ellis	231	794	3.4	5
2005	Chris Taylor	156	740	4.7	4
2006	Kellen Lewis	124	441	3.6	5
2007	Kellen Lewis	147	736	5.0	9
2008	Marcus Thigpen	94	631	6.7	7
2009	Darius Willis	123	607	4.9	6
2010	Trea Burgess	104	352	3.4	3

CAREER YARDS

1. Anthony Thompson

Year	Att	Yds	Avg.	TD
1986	191	806	4.2	5
1987	257	1014	3.9	12
1988	355	1686	4.7	26
1989	358	1793	5.0	24
Totals	1161	5299	4.6	67

2. Antwaan Randle El

Year	Att	Yds	Avg.	TD
1998	227	873	3.8	10
1999	224	788	3.5	13
2000	218	1270	5.8	13
2001	188	964	5.1	8
Totals	857	3895	4.5	44

3. Alex Smith

Year	Att	Yds	Avg.	TD
1994	265	1475	5.6	10
1995	166	769	4.6	3
1996	292	1248	4.3	8
Totals	723	3492	4.8	21

4. Mike Harkrader

Year	Att	Yds	Avg.	TD
1976	192	1003	5.2	2
1978	198	880	4.4	7
1979	210	807	3.8	6
1980	118	567	4.8	3
Totals	718	3257	4.5	18

5. Levron Williams

Year	Att	Yds	Avg.	TD
1998	6	56	9.3	0
1999	118	817	6.9	4
2000	116	821	7.1	10
2001	212	1401	6.6	17
Totals	452	3095	6.8	31

6. Vaughn Dunbar

Year	Att	Yds	Avg.	TD
1990	250	1224	4.9	13
1991	363	1805	5.0	12
Totals	613	3029	4.9	25

7. Courtney Snyder

Year	Att	Yds	Avg.	TD
1973	87	424	4.8	1
1974	291	1254	4.3	4
1975	248	1103	4.4	3
1976	5	8	1.6	0
Totals	631	2789	4.4	8

8. John Isenbarger

Year	Att	Yds	Avg.	TD
1967	124	567	4.6	4
1968	130	669	5.1	5
1969	233	1217	5.2	5
Totals	487	2453	5.0	14

9. Lonnie Johnson


Year	Att	Yds	Avg.	TD
1977	5	24	4.8	0
1978	81	421	5.2	1
1979	172	708	4.1	7
1980	200	1075	5.4	11
Totals	458	2228	4.9	19

10. Ric Enis

Year	Att	Yds	Avg.	TD
1974	3	16	5.3	0
1975	105	427	4.1	3
1976	157	675	4.3	5
1977	199	978	4.9	4
Totals	464	2096	4.5	12



Mike Harkrader



Alex Smith

T W E N T Y - E L E V E N
INDIANA FOOTBALL
RECORDS

RUSHING

SEASON YARDS

1.	1,805	Vaughn Dunbar	1991
2.	1,793	Anthony Thompson	1989
3.	1,686	Anthony Thompson	1988
4.	1,475	Alex Smith	1994
5.	1,401	Levron Williams	2001
6.	1,270	Antwaan Randle El	2000
7.	1,254	Courtney Snyder	1974
8.	1,248	Alex Smith	1996
9.	1,224	Vaughn Dunbar	1990
10.	1,217	John Isenbarger	1969
11.	1,103	Courtney Snyder	1975
12.	1,075	Lonnie Johnson	1980
13.	1,014	Anthony Thompson	1987
14.	1,003	Mike Harkrader	1976
15.	978	Ric Enis	1977

SINGLE-GAME YARDS

1.	377	Anthony Thompson at Wisconsin	11/11/89
2.	280	Levron Williams at Wisconsin	10/6/01
3.	265	Vaughn Dunbar at Missouri	9/28/91
4.	251	Levron Williams at Michigan State	11/10/01
5.	245	Alex Smith at Purdue	11/19/94
6.	241	Levron Williams vs. Northwestern	10/9/99
7.	240	Brett Law vs. Missouri	9/26/92
8.	237	Lonnie Johnson vs. Illinois	11/15/80
9.	232	Alex Smith at Iowa	10/8/94
10.	221	Alex Smith at Kentucky	9/17/94
11.	220	Lonnie Johnson at Purdue	11/22/80
12.	216	Anthony Thompson vs. Minnesota	10/21/89
13.	211	Courtney Snyder vs. Purdue	11/22/75
		Lonnie Johnson vs. Duke	10/4/80
15.	210	Ric Enis vs. Minnesota	10/29/77
		Antwaan Randle El vs. Minnesota	10/21/00

SINGLE-PLAY YARDS

1.	98t	Mickey Erehar at Iowa	1912
2.	89	Darrick Burnett vs. Miami (Ohio)	9/24/77
3.	85t	Larry Marks at Northwestern	1923
	85t	Gene Gedman vs. Pittsburgh	10/6/51
	85t	Darius Willis at Michigan	9/26/09
6.	83t	George Ross at Northwestern	1929
	83t	Bob Robertson vs. Notre Dame	10/21/50
8.	82t	Don Veller at Purdue	1934
	82t	Rick Thompson vs. Baylor	9/21/68
	82	Ric Enis vs. North Carolina State	10/2/76

t-touchdown

SINGLE-GAME ATTEMPTS

1.	52	Anthony Thompson at Wisconsin	11/11/89
2.	48	Sean Glover at Iowa	10/14/95
3.	47	Anthony Thompson vs. Iowa	10/29/88
4.	44	Alex Smith vs. Michigan State	11/11/95
5.	43	Darrick Burnett vs. Purdue	11/19/77
		Anthony Thompson at Illinois	11/7/88
		Anthony Thompson vs. Minnesota	10/21/89
		Alex Smith at Iowa	10/8/94
9.	42	Brett Law vs. Missouri	9/26/92
		BenJarvus Green-Ellis at Penn State	11/15/03

CAREER ATTEMPTS

1.	1,161	Anthony Thompson	1986-89
2.	857	Antwaan Randle El	1998-01
3.	723	Alex Smith	1994-96
4.	718	Mike Harkrader	1976-80
5.	631	Courtney Snyder	1973-76
6.	614	Vaughn Dunbar	1990-91
7.	464	Ric Enis	1974-77
8.	458	Lonnie Johnson	1977-80
9.	456	BenJarvus Green-Ellis	2003-04
10.	452	Levron Williams	1998-01

SEASON ATTEMPTS

1.	364	Vaughn Dunbar	1991
2.	358	Anthony Thompson	1989
3.	355	Anthony Thompson	1988
4.	292	Alex Smith	1996
5.	291	Courtney Snyder	1974
6.	265	Alex Smith	1994
7.	257	Anthony Thompson	1987
8.	250	Vaughn Dunbar	1990
9.	248	Courtney Snyder	1975
10.	233	John Isenbarger	1969

- Current players in bold



Anthony Thompson

T W E N T Y - E L E V E N
INDIANA FOOTBALL
RECORDS

TOTAL OFFENSE

YEARLY LEADERS

Year	Name	Pass	Rush	Total
1968	Harry Gonso	1,109	323	1,432
1969	Harry Gonso	1,336	237	1,573
1970	Edward McNulty	488	34	522
1971	Edward McNulty	1,140	1	1,141
1972	Edward McNulty	906	28	934
1973	Willie Jones	881	7	888
1974	Willie Jones	1,347	16	1,363
1975	Courtney Snyder	0	1,103	1,103
1976	Mike Harkrader	0	1,003	1,003
1977	Scott Arnett	401	796	1,197
1978	Mike Harkrader	17	880	897
1979	Tim Clifford	2,078	80	2,158
1980	Tim Clifford	1,391	119	1,510
1981	Babe Laufenberg	1,788	33	1,821
1982	Babe Laufenberg	2,468	-117	2,351
1983	Steve Bradley	2,298	108	2,406
1984	Steve Bradley	2,544	17	2,561
1985	Steve Bradley	1,737	239	1,976
1986	Dave Kramme	1,334	70	1,404
1987	Dave Schnell	1,707	55	1,762
1988	Dave Schnell	1,877	307	2,184
1989	Dave Schnell	1,608	188	1,796
1990	Vaughn Dunbar	0	1,224	1,224
1991	Trent Green	2,627	202	2,829
1992	Trent Green	1,780	27	1,807
1993	John Paci	1,796	174	1,970
1994	Alex Smith	0	1,475	1,475
1995	Chris Dittoe	1,214	-112	1,102
1996	Alex Smith	0	1,248	1,248
1997	Jay Rodgers	2,156	-121	2,035
1998	Antwaan Randle El	1,745	873	2,618
1999	Antwaan Randle El	2,277	788	3,065
2000	Antwaan Randle El	1,783	1,270	3,053
2001	Antwaan Randle El	1,664	964	2,628
2002	Gibran Hamdan	2,115	-52	2,063
2003	Matt LoVecchio	1,778	-8	1,770
2004	Matt LoVecchio	1,951	112	2,063
2005	Blake Powers	2,305	121	2,426
2006	Kellen Lewis	2,221	441	2,662
2007	Kellen Lewis	3,043	736	3,779
2008	Kellen Lewis	1,131	500	1,631
2009	Ben Chappell	2,941	-9	2,932
2010	Ben Chappell	3,295	14	3,309

CAREER YARDS

1. Antwaan Randle El 11,364			
Year	Pass	Rush	Total
1998	1,745	873	2,618
1999	2,277	788	3,065
2000	1,783	1,270	3,053
2001	1,664	964	2,628
Totals	7,469	3,895	11,364

2. Kellen Lewis 8,072			
Year	Pass	Rush	Total
2006	2,221	441	2,662
2007	3,043	736	3,779
2008	1,131	500	1,631
Totals	6,395	1,677	8,072

3. Ben Chappell 7,331			
Year	Pass	Rush	Total
2007	14	3	17
2008	1,001	72	1,073
2009	2,941	-9	2,932
2010	3,295	14	3,309
Totals	7,251	80	4,022

4. Steve Bradley 6,943			
Year	Pass	Rush	Total
1983	2,298	108	2,406
1984	2,544	17	2,561
1985	1,737	239	1,976
Totals	6,579	364	6,943

5. Dave Schnell 6,073			
Year	Pass	Rush	Total
1986	278	53	331
1987	1,707	55	1,762
1988	1,877	307	2,184
1989	1,608	188	1,796
Totals	5,470	603	6,073

6. Trent Green 5,916			
Year	Pass	Rush	Total
1989	59	38	97
1990	934	249	1,183
1991	2,627	202	2,829
1992	1,780	27	1,807
Totals	5,400	516	5,916

7. Anthony Thompson 5,299			
Year	Pass	Rush	Total
1986	0	606	606
1987	0	1,014	1,014
1988	0	1,686	1,686
1989	0	1,793	1,793
Totals	0	5,299	5,299

8. Tim Clifford 4,561			
Year	Pass	Rush	Total
1977	143	24	167
1978	726	0	726
1979	2,078	80	2,158
1980	1,391	119	1,510
Totals	4,338	223	4,561

9. Harry Gonso 4,448			
Year	Pass	Rush	Total
1967	931	512	1,443
1968	1,109	323	1,432
1969	1,336	237	1,573
Totals	3,376	1,072	4,448


10. Babe Laufenberg 4,172			
Year	Pass	Rush	Total
1981	1,788	33	1,821
1982	2,468	-117	2,351
Totals	4,256	-84	4,172

SEASON YARDS

1.	3,779	Kellen Lewis	2007
2.	3,309	Ben Chappell	2010
3.	3,065	Antwaan Randle El	1999
4.	3,053	Antwaan Randle El	2000
5.	2,932	Ben Chappell	2009
6.	2,829	Trent Green	1991
7.	2,662	Kellen Lewis	2006
8.	2,628	Antwaan Randle El	2001
9.	2,618	Antwaan Randle El	1998
10.	2,561	Steve Bradley	1984

SINGLE-GAME YARDS

1.	475	Ben Chappell vs. Michigan	10/2/10
2.	473	Antwaan Randle El vs. Minnesota	10/21/00
3.	467	Antwaan Randle El vs. Western Michigan	9/12/98
4.	458	Bob Hoernschemeyer at Nebraska	1943
5.	422	Antwaan Randle El vs. Illinois	10/2/99
6.	406	Kellen Lewis vs. Ball State	11/3/07
7.	396	Kellen Lewis at Minnesota	11/4/06
8.	393	Kellen Lewis at Purdue	11/18/06
9.	391	Jay Rodgers vs. Ball State	9/13/97
10.	387	Blake Powers at Iowa	10/15/05



Steve Bradley

T W E N T Y - E L E V E N
INDIANA FOOTBALL
RECORDS

ALL-PURPOSE YARDAGE

YEARLY LEADERS

Year	Name	Rush	Rec	PR	KR	Total
1968	John Isenbarger	669	113	0	51	837
1969	John Isenbarger	1,217	147	0	40	1,404
1970	John Motil	358	33	0	149	540
1971	Ken St. Pierre	760	166	0	0	926
1972	Ken Starling	781	102	0	0	883
1973	Ken Starling	676	59	0	0	735
1974	Courtney Snyder	1,254	108	0	0	1,362
1975	Courtney Snyder	1,103	52	0	0	1,155
1976	Mike Harkrader	1,003	37	21	0	1,061
1977	Ric Enis	978	15	0	0	993
1978	Mike Harkrader	880	24	0	0	904
1979	Lonnie Johnson	708	202	0	352	1,262
1980	Lonnie Johnson	1,075	71	0	17	1,163
1981	Duane Gunn	88	656	0	300	1,044
1982	Duane Gunn	-15	764	0	234	983
1983	Duane Gunn	77	315	-2	201	591
1984	Len Kenebrew	0	750	0	0	750
1985	Bobby Howard	967	169	0	17	1,153
1986	Stacy Dawsey	2	369	0	556	927
1987	Ernest Jones	13	1,265	0	529	1,807
1988	Anthony Thompson	1,686	233	0	0	1,919
1989	Anthony Thompson	1,793	201	0	394	2,388
1990	Vaughn Dunbar	1,224	122	0	365	1,711
1991	Vaughn Dunbar	1,805	263	0	262	2,330
1992	Thomas Lewis	89	685	0	382	1,156
1993	Thomas Lewis	45	1,058	342	450	1,895
1994	Alex Smith	1,475	115	0	0	1,490
1995	Alex Smith	769	58	0	0	827
1996	Alex Smith	1,248	76	0	44	1,368
1997	Joey Eloms	3	32	173	499	773
1998	Antwaan Randle El	873	54	0	0	927
1999	Levron Williams	817	360	0	0	1,177
2000	Antwaan Randle El	1,270	0	0	0	1,270
2001	Levron Williams	1,401	289	0	511	2,201
2002	Courtney Roby	37	1,039	0	239	1,303
2003	BenJarvus Green-Ellis	938	165	0	0	1,106
2004	Courtney Roby	135	810	0	67	1,012
2005	James Hardy	0	893	0	0	893
2006	Marcus Thigpen	387	180	0	723	1,290
2007	Marcus Thigpen	568	181	0	413	1,162
2008	Marcus Thigpen	631	235	0	853	1,719
2009	Tandon Doss	127	962	44	533	1,666
2010	Tandon Doss	163	706	49	1016	1,934

CAREER YARDS

1. Anthony Thompson 6,466

Year	Rush	Receive	Kick	Punt
1986	806	79	18	0
1987	1,014	242	0	0
1988	1,686	233	0	0
1989	1,793	201	394	0
Totals	5,299	755	412	0

2. Levron Williams 4,700

Year	Rush	Receive	Kick	Punt
1998	56	323	0	6
1999	817	360	0	0
2000	821	116	0	0
2001	1,401	289	511	0
Totals	3,095	1,088	511	6

3. Marcus Thigpen 4,658

Year	Rush	Receive	Kick	Punt
2005	35	432	20	0
2006	387	180	723	0
2007	568	181	413	0
2008	631	235	853	0
Totals	1,621	1,028	2,009	0

4. Antwaan Randle El 4,134

Year	Rush	Receive	Kick	Punt
1998	873	54	0	0
1999	788	6	0	0
2000	1,270	0	0	0
2001	964	30	0	149
Totals	3,895	90	0	149

5. Vaughn Dunbar 4,041

Year	Rush	Receive	Kick	Punt
1990	1,224	122	365	0
1991	1,805	263	262	0
Totals	3,029	385	627	0

6. Thomas Lewis 3,994

Year	Rush	Receive	Kick	Punt
1991	11	581	351	0
1992	89	685	382	0
1993	45	1058	450	342
Totals	145	2,324	1,183	342

7. Tandon Doss 3,786

Year	Rush	Receive	Kick	Punt
2008	0	186	0	0
2009	127	962	533	44
2010	163	706	1,016	49
Totals	290	1,854	1,549	93

8. Mike Harkrader 3,545

Year	Rush	Receive	Kick	Punt
1976	1028	37	21	0
1978	914	24	0	0
1979	824	148	0	0
1980	585	64	0	0
Totals	3,351	273	21	0

9. Courtney Roby 3,303

Year	Rush	Receive	Kick	Punt
2001	-8	171	80	5
2002	37	1039	227	0
2003	43	504	0	193
2004	135	810	67	0
Totals	207	2524	374	141

10. Duane Gunn 3,118


Year	Rush	Receive	Kick	Punt
1981	88	656	300	0
1982	-15	764	234	0
1983	77	815	201	-2
Totals	150	2,235	735	-2

SEASON YARDS

1.	2,388	Anthony Thompson	1989
2.	2,330	Vaughn Dunbar	1991
3.	2,201	Levron Williams	2001
4.	1,934	Tandon Doss	2010
5.	1,919	Anthony Thompson	1988
6.	1,895	Thomas Lewis	1993
7.	1,807	Ernie Jones	1987
8.	1,719	Marcus Thigpen	2008
9.	1,711	Vaughn Dunbar	1990
10.	1,666	Tandon Doss	2009

SINGLE-GAME YARDS

1.	416	Anthony Thompson at Wisconsin	11/11/89
2.	367	Thomas Lewis at Penn State	11/6/93
3.	363	Tandon Doss vs. Michigan	10/2/10
4.	336	Vaughn Dunbar at Missouri	9/28/91
5.	311	Marcus Thigpen at Illinois	10/7/06
6.	299	Levron Williams at Michigan State	1/10/01
7.	293	Lonnie Johnson vs. Illinois	1/15/80
		Tandon Doss vs. Penn State	11/20/10
9.	280	Levron Williams at Wisconsin	10/6/01
10.	279	Duane Gunn at Syracuse	9/26/81



Vaughn Dunbar

T W E N T Y - E L E V E N
INDIANA FOOTBALL
RECORDS

TOUCHDOWNS

YEARLY LEADERS

Year	Name	Rush	Rec	Ret.	Tot.
1968	Jade Butcher	0	10	0	10
1969	Jade Butcher	0	10	0	10
1970	Richard Thompson	3	0	0	3
	Dan (Rex) Grossman	3	0	0	3
1971	Alan Dick	0	5	0	5
	Ken St. Pierre	5	0	0	5
1972	Ken Starling	7	1	0	8
1973	Dennis Cremeens	5	0	0	6
1974	Trent Smock	0	7	0	7
1975	Ric Enis	3	0	0	3
	Trent Smock	0	3	0	3
	Courtney Snyder	3	0	0	3
1976	Ric Enis	5	0	0	5
1977	Scott Arnett	6	0	0	6
1978	Mike Harkrader	7	0	0	7
1979	Lonnie Johnson	7	2	0	9
1980	Lonnie Johnson	11	0	0	11
1981	Duane Gunn	1	3	1	5
1982	Orlando Brown	6	2	0	8
1983	Duane Gunn	0	6	0	6
	Leonard Kenebrew	0	6	0	6
1984	Orlando Brown	4	0	0	4
1985	Bobby Howard	7	0	0	7
1986	Damon Sweazy	6	0	0	6
1987	Ernest Jones	0	13	0	13
1988	Anthony Thompson	26	0	0	26
1989	Anthony Thompson	25	0	0	25
1990	Vaughn Dunbar	13	0	0	13
1991	Trent Green	13	0	0	13
1992	Thomas Lewis	1	5	0	6
1993	Thomas Lewis	0	7	1	8
1994	Alex Smith	10	0	0	10
1995	Chris Dittoe	4	0	0	4
1996	Alex Smith	8	0	0	8
1997	De'Wayne Hogan	4	0	0	4
1998	Antwaan Randle El	10	1	0	11
1999	Antwaan Randle El	13	0	0	13
2000	Antwaan Randle El	13	0	0	13
2001	Levron Williams	17	2	0	19
2002	Yamar Washington	9	0	0	9
2003	BenJarvus Green-Ellis	7	1	0	8
2004	Courtney Roby	0	7	0	7
2005	James Hardy	0	10	0	10
2006	James Hardy	0	10	0	10
2007	James Hardy	0	16	0	16
2008	Marcus Thigpen	7	2	0	9
2009	Tandon Doss	1	5	0	6
	Darius Willis	6	0	0	6
2010	Tandon Doss	1	7	0	8

CAREER TOUCHDOWNS

1. Anthony Thompson 68

Year	Rush	Receive	Return	Total
1986	5	0	0	5
1987	12	0	0	12
1988	26	0	0	26
1989	24	1	0	25
Totals	67	1	0	68

2. Antwaan Randle El 45

Year	Rush	Receive	Return	Total
1998	10	1	0	11
1999	13	0	0	13
2000	13	0	0	13
2001	8	0	0	8
Totals	44	1	0	45

3. Levron Williams 38

Year	Rush	Receive	Return	Total
1998	0	2	0	2
1999	4	3	0	7
2000	10	0	0	10
2001	17	2	0	19
Totals	31	7	0	38

4. James Hardy 36

Year	Rush	Receive	Return	Total
2005	0	10	0	10
2006	0	10	0	10
2007	0	16	0	16
Totals	0	36	0	36

5. Jade Butcher 30

Year	Rush	Receive	Return	Total
1967	0	10	0	10
1968	0	10	0	10
1969	0	10	0	10
Totals	0	30	0	30

6. Vaughn Dunbar 25

Year	Rush	Receive	Return	Total
1990	13	0	0	13
1991	12	0	0	12
Totals	25	0	0	25

7. Pete Pihos 23

Year	Rush	Receive	Return	Total
1942-45				No stats available
Totals				23

8. Marcus Thigpen 21

Year	Rush	Receive	Return	Total
2005	0	2	0	2
2006	2	2	3	7
2007	0	3	0	3
2008	7	2	0	9
Totals	9	9	3	21

8. Alex Smith 21

Year	Rush	Receive	Return	Total
1994	10	0	0	10
1995	3	0	0	3
1996	8	0	0	8
Totals	21	0	0	21

8. Lonnie Johnson 21

Year	Rush	Receive	Return	Total
1978	1	0	0	1
1979	7	2	0	9
1980	11	0	0	11
Totals	19	2	0	21



Antwaan Randle El

T W E N T Y - E L E V E N
INDIANA FOOTBALL
RECORDS

TOUCHDOWNS

SEASON TOUCHDOWNS

1.	26	Anthony Thompson	1988
2.	25	Anthony Thompson	1989
3.	19	Levron Williams	2001
4.	16	James Hardy	2007
5.	13	Ernie Jones	1987
		Vaughn Dunbar	1990
		Trent Green	1991
		Antwaan Randle El	1999
		Antwaan Randle El	2000
10.	12	Anthony Thompson	1987
		Vaughn Dunbar	1991

SINGLE-GAME TDS

1.	6	Levron Williams		
		at Wisconsin	10/6/01	
2.	4	Anthony Thompson		
		vs. Ohio State	10/8/88	
		Anthony Thompson		
		at Wisconsin	11/11/89	
		Antwaan Randle El		
		at Illinois	10/4/00	
		James Hardy		
		vs. Michigan State	10/28/06	
6.	3	52 times, Last:		
		Tandon Doss		
		at Purdue	11/27/10	

CAREER RUSHING TDS

1.	67	Anthony Thompson	1986-89
2.	44	Antwaan Randle El	1998-01
3.	31	Levron Williams	1998-01
4.	25	Vaughn Dunbar	1990-91
5.	21	Alex Smith	1994-96

SEASON RUSHING TDS

1.	26	Anthony Thompson	1988
2.	24	Anthony Thompson	1989
3.	17	Levron Williams	2001
4.	13	Vaughn Dunbar	1990
		Trent Green	1991
		Antwaan Randle El	1999
		Antwaan Randle El	2000
8.	12	Anthony Thompson	1987
		Vaughn Dunbar	1991

SINGLE-GAME RUSHING TOUCHDOWNS

1.	6	Levron Williams		
		at Wisconsin	10/6/01	
2.	5	Anthony Thompson		
		vs. Northwestern	10/7/89	
3.	4	Anthony Thompson		
		vs. Ohio State	10/8/88	

CAREER PASSING TDS

1.	48	Kellen Lewis	2006-08
2.	45	Ben Chappell	2007-10
3.	42	Antwaan Randle El	1998-01
4.	35	Steve Bradley	1983-85
5.	32	Harry Gonso	1967-69
6.	31	Tim Clifford	1977-80
7.	27	Dave Schnell	1986-89
8.	23	Trent Green	1989-92
		Blake Powers	2004-07
10.	20	Bob Hoernschemeyer	1943-44

SEASON PASSING TDS

1.	28	Kellen Lewis	2007
2.	24	Ben Chappell	2010
3.	22	Blake Powers	2005
4.	17	Antwaan Randle El	1999
		Ben Chappell	2009
6.	14	Steve Bradley	1983
		Kellen Lewis	2006
8.	13	Bob Hoernschemeyer	1943
		Tim Clifford	1979
		Tim Clifford	1980
		Dave Schnell	1987
		Matt LoVecchio	2004

SINGLE-GAME PASSING TOUCHDOWNS

1.	6	Bob Hoernschemeyer		
		at Nebraska	1943	
2.	5	Tim Clifford		
		at Colorado	9/27/80	
		Jay Rodgers		
		vs. Ball State	9/13/97	
		Kellen Lewis		
		vs. Michigan State	10/28/06	
5.	4	10 times, Last:		
		Ben Chappell		
		vs. Arkansas State	10/16/10	

CAREER RECEIVING TDS

1.	36	James Hardy	2005-07
2.	30	Jade Butcher	1967-69
3.	20	Ernie Jones	1984-87
4.	18	Thomas Lewis	1991-93
5.	15	Trent Smock	1973-75
6.	14	Bill Malinchak	1963-65
		Duane Gunn	1981-83
		Rob Turner	1987-88, 90


SEASON RECEIVING TDS

1.	16	James Hardy	2007
2.	13	Ernie Jones	1987
3.	10	Jade Butcher	1967
		Jade Butcher	1968
		Jade Butcher	1969
		James Hardy	2005
		James Hardy	2006
8.	8	Rob Turner	1988
9.	7	Bill Malinchak	1965
		Trent Smock	1974
		Thomas Lewis	1993
		Courtney Roby	2004
		Tandon Doss	2010

SINGLE-GAME RECEIVING TOUCHDOWNS

1.	4	James Hardy		
		vs. Michigan State	10/28/06	
2.	3	Nine times, Last:		
		Tandon Doss		
		at Purdue	11/27/10	

- Current players in bold



Anthony Thompson

T W E N T Y - E L E V E N
INDIANA FOOTBALL
RECORDS

POINTS

YEARLY LEADERS

Year	Name	TD	XP	FG	TP
1941	Bill Hillenbrand	7	0	0	42
1942	Hugh McKinnis	9	0	0	54
1943	Bob Hoernschmeyer	6	1	0	37
1944	Three players	6	0	0	36
1945	Pete Pihos	8	0	0	48
1946	Pete Pihos	8	0	0	48
1947	Two players	4	0	0	24
1948	George Taliaferro	4	0	0	24
1949	Bob Robertson	5	0	0	30
1950	Bob Robertson	8	0	0	48
1951	Gene Gedman	8	0	0	48
1952	Gene Gedman	9	0	0	54
1953	David Rogers	5	0	0	30
1954	Florian Helinski	3	13	0	31
1955	Tom Campbell	4	0	0	24
1956	Bob Fee	6	0	0	36
1957	Dave Whitsell	2	0	0	12
1958	Ted Smith	4	1	0	26
1959	Earl Faison	3	1	0	20
1960	Three players	2	0	0	12
1961	Marv Woodson	5	2	1	36
1962	Marv Woodson	6	0	0	36
1963	Tom Nowatzke	6	7	5	58
1964	Tom Nowatzke	10	10	1	73
1965	Bill Malinchak	7	0	0	42
1966	Mike Krivoshia	3	0	0	18
1967	Jade Butcher	10	0	0	60
1968	Jade Butcher	10	0	0	60
1969	Jade Butcher	10	0	0	60
1970	Rick Thompson	3	1	0	20
1971	Chris Gartner	0	17	7	38
1972	Chris Gartner	0	20	14	62
1973	Dennis Cremeens	6	0	0	36
1974	Trent Smock	7	0	0	42
1975	Frank Stavroff	0	9	5	24
1976	Ric Enis	5	0	0	30
1977	David Freud	0	25	10	55
1978	David Freud	0	28	8	52
1979	Lonnie Johnson	9	0	0	54
1980	Lonnie Johnson	11	0	0	66
1981	Duane Gunn	5	0	0	30
1982	Orlando Brown	8	0	0	48
1983	Doug Smith	0	19	8	43
1984	Mark Rogers	0	13	8	37
1985	Bobby Howard	7	0	0	42
1986	Pete Stoyanovich	0	30	11	63
1987	Ernie Jones	13	0	0	78
1988	Anthony Thompson	26	0	0	156
1989	Anthony Thompson	25	2	0	154
1990	Vaughn Dunbar	13	0	0	78
1991	Trent Green	13	0	0	78
1992	Scott Bonnell	0	19	12	55
1993	Bill Manolopoulos	0	29	16	77
1994	Alex Smith	10	0	0	60
1995	Bill Manolopoulos	0	10	9	37
1996	Bill Manolopoulos	0	23	13	62
1997	Andy Payne	0	8	15	53
1998	Antwaan Randle El	11	0	0	66
1999	Antwaan Randle El	13	0	0	78
2000	Antwaan Randle El	13	0	0	78
2001	Levron Williams	19	0	0	114
2002	Yamar Washington	9	0	0	56
2003	Bryan Robertson	0	19	12	55
2004	Courtney Roby	9	0	0	54
2005	James Hardy	10	0	0	60
2006	Austin Starr	0	28	12	64
2007	Austin Starr	0	48	21	111
2008	Austin Starr	0	27	10	57
2009	Nick Freeland	0	34	14	76
2010	Mitch Ewald	0	33	16	81

CAREER POINTS

1. Anthony Thompson								412
Year	TD	XP	FG	Conv.	S	Total		
1986	5	0	0	0	0	30		
1987	12	0	0	0	0	72		
1988	26	0	0	0	0	156		
1989	25	0	0	2	0	154		
Totals	68	0	0	2	0	412		

2. Antwaan Randle El								270
Year	TD	XP	FG	Conv.	S	Total		
1998	11	0	0	0	0	66		
1999	13	0	0	0	0	78		
2000	13	0	0	0	0	78		
2001	8	0	0	0	0	48		
Totals	45	0	0	0	0	270		

3. Scott Bonnell								261
Year	TD	XP	FG	Conv.	S	Total		
1989	0	31	10	0	0	61		
1990	0	35	13	0	0	74		
1991	0	32	13	0	0	71		
1992	0	19	12	0	0	55		
Totals	0	117	48	0	0	261		

4. Pete Stoyanovich								248
Year	TD	XP	FG	Conv.	S	Total		
1985	0	0	10	0	0	30		
1986	0	30	11	0	0	63		
1987	0	32	9	0	0	59		
1988	0	45	17	0	0	96		
Totals	0	107	47	0	0	248		

5. Andy Payne								238
Year	TD	XP	FG	Conv.	S	Total		
1997	0	8	15	0	0	53		
1998	0	27	10	0	0	57		
1999	0	36	9	0	0	63		
2000	0	38	9	0	0	65		
Totals	0	109	43	0	0	238		

6. Austin Starr								232
Year	TD	XP	FG	Conv.	S	Total		
2005	0	0	0	0	0	0		
2006	0	28	12	0	0	64		
2007	0	48	21	0	0	111		
2008	0	27	10	0	0	57		
Totals	0	103	43	0	0	232		

7. Levron Williams								230
Year	TD	XP	FG	Conv.	S	Total		
1998	2	0	0	1	0	14		
1999	7	0	0	0	0	42		
2000	10	0	0	0	0	60		
2001	19	0	0	0	0	114		
Totals	39	0	0	0	0	230		

8. Bill Manolopoulos								226
Year	TD	XP	FG	Conv.	S	Total		
1993	0	29	16	0	0	77		
1994	0	32	6	0	0	50		
1995	0	10	9	0	0	37		
1996	0	23	13	0	0	62		
Totals	0	94	44	0	0	226		

9. James Hardy								216
Year	TD	XP	FG	Conv.	S	Total		
2005	10	0	0	0	0	60		
2006	10	0	0	0	0	60		
2007	16	0	0	0	0	96		
Totals	36	0	0	0	0	216		

10. Jade Butcher								180
Year	TD	XP	FG	Conv.	S	Total		
1967	10	0	0	0	0	60		
1968	10	0	0	0	0	60		
1969	10	0	0	0	0	60		
Totals	30	0	0	0	0	180		

SEASON POINTS

1.	156	Anthony Thompson	1988
2.	154	Anthony Thompson	1989
3.	114	Levron Williams	2001
4.	111	Austin Starr	2007
5.	96	Pete Stoyanovich	1988
		James Hardy	2007
7.	81	Mitch Ewald	2010
8.	78	Ernie Jones	1987
		Vaughn Dunbar	1990
		Trent Green	1991
		Antwaan Randle El	1999
		Antwaan Randle El	2000

SINGLE-GAME POINTS

1.	36	Levron Williams	
		vs. Wisconsin	10/6/01
2.	32	Anthony Thompson	
		vs. Northwestern	10/7/89
3.	24	Anthony Thompson	
		vs. Ohio State	10/8/88
		Anthony Thompson	
		at Wisconsin	11/11/89
		James Hardy	
		vs. Michigan State	10/28/06
6.	21	Tom Nowatzke	
		vs. Oregon	11/14/64
7.	20	Glenn Scolnik	
		at Kentucky	9/30/72
		Anthony Thompson	
		at Ohio State	10/14/88
		Yamar Washington	
		at Northwestern	11/2/02

- Current players in bold



Levron Williams

T W E N T Y - E L E V E N
INDIANA FOOTBALL
RECORDS

FIELD GOALS

YEARLY LEADERS

Year	Name	FGM	FGA	Long
1968	Don Warner	4	6	27
1969	Don Warner	6	13	42
1970	Chris Gartner	3	11	37
1971	Chris Gartner	7	15	47
1972	Chris Gartner	14	23	52
1973	Frank Stavroff	4	4	52
1974	Frank Stavroff	3	6	46
1975	Frank Stavroff	5	16	52
1976	Kevin Kellogg	1	2	47
1977	David Freud	10	14	40
1978	David Freud	8	13	44
1979	Steve Straub	5	9	31
1980	Kevin Kellogg	7	9	48
1981	Douglas Smith	4	5	39
1982	Douglas Smith	9	14	47
1983	Douglas Smith	8	16	49
1984	Mark Rogers	8	12	39
1985	Pete Stoyanovich	10	16	48
1986	Pete Stoyanovich	11	18	52
1987	Pete Stoyanovich	9	15	52
1988	Pete Stoyanovich	17	24	53
1989	Scott Bonnell	10	16	55
1990	Scott Bonnell	13	22	48
1991	Scott Bonnell	13	17	48
1992	Scott Bonnell	12	19	50
1993	Bill Manolopoulos	16	22	48
1994	Bill Manolopoulos	6	11	37
1995	Bill Manolopoulos	9	12	45
1996	Bill Manolopoulos	13	20	52
1997	Andy Payne	15	22	48
1998	Andy Payne	10	12	49
1999	Andy Payne	9	12	40
2000	Andy Payne	9	12	53
2001	Adam Braucher	1	6	31
2002	Bryan Robertson	9	13	50
2003	Bryan Robertson	12	19	40
2004	Bryan Robertson	11	14	39
2005	Joe Kleinsmith	3	6	39
2006	Austin Starr	12	15	46
2007	Austin Starr	21	23	49
2008	Austin Starr	10	17	46
2009	Nick Freeland	14	25	38
2010	Mitch Ewald	16	19	49

CAREER FIELD GOALS

1. Scott Bonnell				48
Year	Made	Att.		
1989	10	16		
1990	13	22		
1991	13	17		
1992	12	19		
Totals	48	74		
2. Pete Stoyanovich				47
Year	Made	Att.		
1985	10	16		
1986	11	18		
1987	9	15		
1988	17	24		
Totals	47	73		
3. Bill Manolopoulos				44
Year	Made	Att.		
1993	16	22		
1994	6	11		
1995	9	12		
1996	13	20		
Totals	44	65		

4. Austin Starr				43
Year	Made	Att.		
2005	0	0		
2006	12	15		
2007	21	23		
2008	10	17		
Totals	43	55		

4. Andy Payne				43
Year	Made	Att.		
1997	15	22		
1998	10	12		
1999	9	12		
2000	9	12		
Totals	43	58		

6. Bryan Robertson				33
Year	Made	Att.		
2001	1	3		
2002	9	13		
2003	12	18		
2004	11	14		
Totals	33	48		

7. Chris Gartner				24
Year	Made	Att.		
1970	3	11		
1971	7	17		
1972	14	23		
Totals	24	51		

8. Doug Smith				22
Year	Made	Att.		
1981	4	5		
1982	9	14		
1983	8	16		
1984	1	4		
Totals	22	39		

9. David Freud				19
Year	Made	Att.		
1976	1	4		
1977	10	14		
1978	8	13		
Totals	19	31		

10. Nick Freeland				16
Year	Made	Att.		
2009	14	25		
2010	2	2		
Totals	16	27		

10. Mitch Ewald				16
Year	Made	Att.		
2010	16	19		
Totals	16	19		

SEASON FIELD GOALS

1.	21	Austin Starr	2007
2.	17	Pete Stoyanovich	1988
3.	16	Bill Manolopoulos	1993
		Mitch Ewald	2010
5.	15	Andy Payne	1997
6.	14	Chris Gartner	1972
		Nick Freeland	2009
8.	13	Scott Bonnell	1990
		Scott Bonnell	1991
		Bill Manolopoulos	1996

SINGLE-GAME FIELD GOALS

1.	4	Chris Gartner	9/18/71
		vs. Kentucky	
		Chris Gartner	
		vs. Wisconsin	10/14/72
		Andy Payne	
		at Wisconsin	9/27/97
		Andy Payne	
		at Minnesota	11/15/97
		Austin Starr	
		vs. Minnesota	10/6/07
		Nick Freeland	
		vs. Michigan	9/26/09
7.	3	18 times	
		Last: Mitch Ewald	
		vs. Arkansas State	10/16/10

CONSECUTIVE FIELD GOALS

1.	15	Austin Starr	2007
2.	10	Doug Smith	1981-82
3.	8	Pete Stoyanovich	1987-88
		Andy Payne	1998
		Mitch Ewald	2010
6.	7	David Freud	1977
		Kevin Kellogg	1980
		Scott Bonnell	1991
		Bill Manolopoulos	1996
		Bryan Robertson	2002
		Austin Starr	2006

LONGEST FIELD GOALS

1.	55	Scott Bonnell	10/28/89
		at Michigan	
2.	53	Pete Stoyanovich	9/17/88
		vs. Kentucky	
		Pete Stoyanovich	
		vs. Michigan	10/22/88
		Andy Payne	
		vs. Minnesota	10/21/00
5.	52	Chris Gartner	9/30/72
		at Kentucky	
		Frank Stavroff	
		at Michigan State	11/17/73
		Frank Stavroff	
		vs. Utah	9/27/75
		Pete Stoyanovich	
		at Minnesota	10/18/86
		Pete Stoyanovich	
		at Minnesota	10/16/87
		Pete Stoyanovich	
		vs. Tennessee	1/2/88
		Bill Manolopoulos	
		at Toledo	9/7/96
12.	51	Chris Gartner	9/30/72
		at Kentucky	
13.	50	Tom Nowatzke	10/3/64
		at Ohio State	
		Frank Stavroff	
		vs. Purdue	11/24/73
		Pete Stoyanovich	
		vs. Michigan State	11/14/88
		Scott Bonnell	
		at Minnesota	10/31/92
		Bryan Robertson	
		at Purdue	11/23/02

- Current players in bold

T W E N T Y - E L E V E N
INDIANA FOOTBALL
RECORDS

EXTRA POINTS

YEARLY LEADERS

Year	Name	XPM	XPA
1968	Don Warner	20	23
1969	Don Warner	22	27
1970	Chris Gartner	5	8
1971	Chris Gartner	17	17
1972	Chris Gartner	20	20
1973	Frank Stavroff	15	15
1974	Frank Stavroff	13	16
1975	Frank Stavroff	9	12
1976	David Freud	14	16
1977	David Freud	25	25
1978	David Freud	28	28
1979	Kevin Kellogg	26	27
1980	Kevin Kellogg	26	27
1981	Michael Greenstein	12	12
1982	Douglas Smith	16	17
1983	Douglas Smith	19	19
1984	Mark Rogers	13	14
1985	Mark Rogers	25	27
1986	Pete Stoyanovich	30	30
1987	Pete Stoyanovich	32	32
1988	Pete Stoyanovich	45	45
1989	Scott Bonnell	31	33
1990	Scott Bonnell	35	36
1991	Scott Bonnell	32	35
1992	Scott Bonnell	19	19
1993	Bill Manolopoulos	29	29
1994	Bill Manolopoulos	32	35
1995	Bill Manolopoulos	10	10
1996	Bill Manolopoulos	23	25
1997	Andy Payne	15	22
1998	Andy Payne	27	29
1999	Andy Payne	36	36
2000	Andy Payne	38	39
2001	Adam Braucher	25	29
2002	Bryan Robertson	23	28
2003	Bryan Robertson	19	20
2004	Bryan Robertson	15	17
2005	Joe Kleinsmith	31	34
2006	Austin Starr	28	32
2007	Austin Starr	48	48
2008	Austin Starr	27	29
2009	Nick Freeland	34	34
2010	Mitch Ewald	33	33

CAREER EXTRA POINTS

1. Scott Bonnell		117
Year	Made	Att.
1989	31	33
1990	35	36
1991	32	35
1992	19	19
Totals	117	123

2. Andy Payne		109
Year	Made	Att.
1997	8	9
1998	27	29
1999	36	36
2000	38	39
Totals	109	113

3. Pete Stoyanovich		107
Year	Made	Att.
1985	0	0
1986	30	30
1987	32	32
1988	45	45
Totals	107	107

4. Austin Starr		103
Year	Made	Att.
2005	0	0
2006	28	32
2007	48	48
2008	27	29
Totals	103	109

5. Bill Manolopoulos		94
Year	Made	Att.
1993	29	29
1994	32	35
1995	10	10
1996	23	25
Totals	94	99

6. Andy Payne		71
Year	Made	Att.
1997	8	9
1998	27	29
1999	36	36
Totals	71	74

7. David Freud		67
Year	Made	Att.
1976	14	16
1977	25	25
1978	28	28
Totals	67	69

8. Bryan Robertson		65
Year	Made	Att.
2001	8	12
2002	23	28
2003	19	20
2004	15	17
Totals	65	77

9. Don Warner		53
Year	Made	Att.
1967	11	16
1968	20	23
1969	22	27
Totals	53	66

10. Kevin Kellogg		52
Year	Made	Att.
1979	26	27
1980	26	27
Totals	52	54

SEASON EXTRA POINTS

1.	48	Austin Starr	2007 (48-48)
2.	45	Pete Stoyanovich	1988 (45-45)
3.	38	Andy Payne	2000 (38-39)
4.	36	Andy Payne	1999 (36-36)
5.	35	Scott Bonnell	1990 (35-36)
6.	34	Nick Freeland	2009 (34-34)
7.	33	Mitch Ewald	2010 (33-33)
8.	32	Pete Stoyanovich	1987 (32-32)
		Scott Bonnell	1991 (32-32)
		Bill Manolopoulos	1994 (32-35)

SINGLE-GAME EXTRA POINTS

1.	8	Bill Manolopoulos	at Kentucky	9/17/94
		Adam Braucher	vs. Northwestern	11/3/01
3.	7	John Tavener	vs. Nebraska	1944
		Charles Armstrong	at Minnesota	1945
		Kevin Kellogg	at Colorado	9/27/80
		Pete Stoyanovich	vs. Navy	9/20/86
		Pete Stoyanovich	at Purdue	11/21/88

- Current players in bold



Pete Stoyanovich

T W E N T Y - E L E V E N
INDIANA FOOTBALL
RECORDS

PUNTING

YEARLY LEADERS

Year	Name	No.	Yds.	Avg.
1941	Earl Dolaway	42	1,628	38.8
1942	Earl Dolaway	32	1,284	40.1
1943	Bob Hoernschemeyer	61	2,039	33.4
1944	Bob Hoernschemeyer	39	1,293	33.2
1945	George Taliaferro	40	1,315	32.9
1946	Bob Cowan	24	694	31.6
1947	George Taliaferro	25	877	35.1
1948	George Taliaferro	55	2,231	40.6
1949	Bob Robertson	48	1,901	39.6
1950	Bob Robertson	57	2,104	36.9
1951	Bob Robertson	36	1,372	38.1
1952	Florian Helinski	55	2,121	38.6
1953	Florian Helinski	29	1,095	37.8
1954	Florian Helinski	31	1,144	36.9
1955	Eugene Cichowski	28	1,017	36.3
1956	Eugene Cichowski	18	647	35.9
1957	Tom McDonald	44	1,341	30.5
1958	Tom McDonald	34	1,298	38.2
1959	Ted Smith	35	1,294	36.9
1960	Bill Olsavsky	58	2,193	37.8
1961	Bill Olsavsky	54	1,954	36.2
1962	Phil Westfall	54	1,888	35.0
1963	Bill Malinchak	27	961	35.6
1964	Phil Westfall	25	863	34.5
1965	Jon Eickstead	46	1,648	35.8
1966	Terry Cole	36	1,335	37.6
1967	John Isenbarger	55	2,134	38.8
1968	John Isenbarger	44	1,794	40.8
1969	John Isenbarger	65	2,458	37.7
1970	Alan Dick	37	1,406	38.0
1971	Mark Zellmer	61	2,333	38.2
1972	Mark Zellmer	55	2,091	38.0
1973	Jim Wenzel	67	2,576	38.4
1974	Jim Wenzel	55	2,210	40.2
1975	Trent Smock	45	1,779	39.5
1976	Dan Zarlingo	68	2,641	38.8
1977	Dan Zarlingo	48	1,946	40.5
1978	Larry Lovett	71	2,580	36.3
1979	Larry Lovett	48	1,762	36.7
1980	Don Geisler	57	2,268	39.8
1981	Chuck Razmic	57	2,058	36.1
1982	Chuck Razmic	68	2,550	37.5
1983	Chuck Razmic	60	2,529	42.2
1984	Chuck Razmic	57	2,505	43.9
1985	Dan Stryzinski	51	2,132	41.8
1986	Dan Stryzinski	56	2,304	41.1
1987	Dan Stryzinski	54	2,096	38.8
1988	Tom Bolyard	31	1,335	43.1
1989	Macky Smith	45	1,812	40.3
1990	Macky Smith	45	1,812	40.3
1991	Jim DiGuilio	41	1,541	37.6
1992	Jim DiGuilio	53	2,347	44.3
1993	Jim DiGuilio	44	1,872	42.6
1994	Jim DiGuilio	57	2,326	40.8
1995	Alan Sutkowski	67	2,819	42.1
1996	Alan Sutkowski	65	2,816	43.3
1997	Alan Sutkowski	66	2,784	42.2
1998	Drew Hagan	61	2,207	36.2
1999	Drew Hagan	44	1,971	44.8
2000	Ryan Hamre	16	599	37.4
2001	J.R. Drummond	17	590	34.7
2002	Ryan Hamre	58	2,214	38.2
2003	Tyson Beattie	68	2,773	40.8
2004	Tyson Beattie	65	2,684	41.3

2005	Tyson Beattie	75	3,124	41.8
2006	Tyson Beattie	64	2,592	40.5
2007	Michael Hines	59	2,301	39.0
2008	Chris Hagerup	61	2,586	42.4
2009	Chris Hagerup	58	2,350	40.5
2010	Chris Hagerup	39	1,538	39.4

CAREER PUNTING AVG.

1. Alan Sutkowski		42.5	
Year	Punts	Yds.	Avg.
1995	67	2819	42.1
1996	65	2816	43.3
1997	66	2784	42.2
Totals	198	8419	42.5

2. Jim DiGuilio		41.5	
Year	Punts	Yds.	Avg.
1991	41	1541	37.6
1992	53	2347	44.3
1993	44	1872	42.6
1994	57	2326	40.8
Totals	195	8086	41.5

3. Macky Smith		41.2	
Year	Punts	Yds.	Avg.
1988	9	342	38.0
1989	45	1812	40.3
1990	57	2416	42.4
Totals	111	4570	41.2

4. Tyson Beattie		41.1	
Year	Punts	Yds.	Avg.
2003	68	2773	40.8
2004	65	2684	41.3
2005	75	3124	41.2
2006	64	2592	40.5
Totals	272	11173	41.1

5. Chris Hagerup		41.0	
Year	Punts	Yds.	Avg.
2008	61	2586	42.4
2009	58	2350	40.5
2010	39	1538	39.4
Totals	158	6474	41.0

SEASON AVERAGE

1.	44.8	Drew Hagan	1999 (44-1,971)
2.	44.3	Jim DiGuilio	1992 (53-2,347)
3.	43.9	Chuck Razmic	1984 (57-2,505)
4.	43.3	Alan Sutkowski	1996 (65-2,816)
5.	43.1	Tom Bolyard	1988 (31-1,335)
6.	42.6	Jim DiGuilio	1993 (44-1,872)
7.	42.4	Chris Hagerup	2008 (61-2,586)
8.	42.4	Macky Smith	1990 (57-2,416)
9.	42.2	Alan Sutkowski	1997 (66-2,784)
10.	42.2	Chuck Razmic	1983 (60-2,529)

SINGLE-GAME AVERAGE

1.	54.5	Jim DiGuilio	at Northwestern	10/10/92
2.	54.0	Tom Bolyard	at Rice	9/10/88
		Drew Hagan	at Iowa	10/23/99
4.	53.0	Chuck Razmic	vs. Iowa	10/26/84
5.	51.5	Chris Hagerup	vs. Michigan State	9/27/08
6.	51.1	Jim DiGuilio	vs. Kentucky	9/18/93
7.	50.7	Alan Sutkowski	vs. Michigan	10/4/97
8.	50.4	Dan Stryzinski	vs. Louisville	9/13/86
9.	50.3	Dan Zarlingo	vs. Miami (Ohio)	9/24/77
		Drew Hagan	vs. Michigan	10/30/99

LONGEST PUNTS

1.	86	Paul (Pooch) Harrell	vs. Ohio State	1928
		Jim DiGuilio	vs. Wisconsin	10/24/92
3.	84	George Fowler	at Purdue	1936
4.	80	Dan Zarlingo	vs. Miami (Ohio)	9/24/77
		Tyson Beattie	at Minnesota	11/1/03

CAREER PUNTS

1.	272	Tyson Beattie	2003-06 (11,173 yds)
2.	242	Chuck Razmic	1981-84 (9,642 yds)
3.	195	Jim DiGuilio	1991-94 (8,086 yds)
4.	189	Alan Sutkowski	1995-97 (8,080 yds)
5.	168	John Isenbarger	1967-69 (6,550 yds)

SEASON PUNTS

1.	75	Tyson Beattie	2005
2.	71	Larry Lovett	1978
3.	68	Dan Zarlingo	1976
		Chuck Razmic	1982
		Tyson Beattie	2003
6.	67	Jim Wenzel	1973
		Alan Sutkowski	1995

SINGLE-GAME PUNTS

1.	14	Florian Helinski	at Wisconsin	11/3/51
2.	13	Mark Zellmer	vs. Ohio State	10/16/71
3.	12	Bob Hoernschemeyer	at Iowa	1943
		John Isenbarger	vs. California	9/27/69

T W E N T Y - E L E V E N
INDIANA FOOTBALL
RECORDS

KICK RETURNS

YEARLY LEADERS

Year	Name	No.	Yds	Avg	TD
1968	Larry Highbaugh	23	470	20.4	0
1969	Larry Highbaugh	16	396	24.7	0
1970	Richard Thompson	13	182	14.0	0
1971	Jon Hoffman	20	373	18.7	0
1972	Quinn Buckner	25	476	19.0	0
1973	Courtney Snyder	16	320	20.0	0
1974	Keith Calvin	32	594	18.6	0
1975	Keith Calvin	17	323	19.0	0
1976	Robert Paar	11	157	14.3	0
1977	Keith Calvin	17	291	17.1	0
1978	Darrick Burnett	14	336	24.0	0
1979	Lonnie Johnson	16	352	22.0	0
1980	John Roggeman	10	198	19.8	0
1981	Duane Gunn	11	300	27.3	1
1982	Duane Gunn	12	234	19.5	0
1983	Duane Gunn	9	201	22.3	0
1984	William Green	18	311	17.3	0
1985	Damon Sweazy	19	405	21.3	0
1986	Stacy Dawsey	23	556	24.2	0
1987	Ernest Jones	24	529	22.0	0
1988	Rob Turner	13	258	19.8	0
1989	Anthony Thompson	18	394	21.9	0
1990	Vaughn Dunbar	16	365	22.8	0
1991	Thomas Lewis	14	351	25.1	0
1992	Thomas Lewis	18	382	21.2	0
1993	Thomas Lewis	20	450	22.5	0
1994	Eric Matthews	15	334	22.3	0
1995	Joey Eloms	17	340	20.0	0
1996	Ajamu Stoner	14	284	20.3	0
1997	Joey Eloms	20	499	25.0	0
1998	Derin Graham	30	643	21.4	1
1999	Derin Graham	25	548	21.9	1
2000	Derin Graham	38	897	23.6	0
2001	Levron Williams	21	511	24.3	0
2002	A.C. Carter	36	732	20.3	0
2003	Lance Bennett	18	405	22.5	0
2004	Lance Bennett	20	599	30.0	1
2005	Lance Bennett	24	544	22.7	0
2006	Marcus Thigpen	24	723	30.1	3
2007	James Bailey	18	456	25.3	1
2008	Marcus Thigpen	38	853	22.4	0
2009	Ray Fisher	17	635	37.4	2
2010	Tandon Doss	41	1,016	24.8	0



Marcus Thigpen

CAREER YARDS

1. Derin Graham 2,088

Year	No.	Yds.	Avg.	TD
1998	30	643	21.4	1
1999	25	548	21.9	1
2000	38	897	23.6	0
Totals	93	2088	22.5	2

2. Marcus Thigpen 2,009

Year	No.	Yds.	Avg.	TD
2005	1	20	20.0	0
2006	24	723	30.1	3
2007	18	413	22.9	0
2008	38	853	22.4	0
Totals	81	2009	24.8	3

3. Lance Bennett 1,566

Year	No.	Yds.	Avg.	TD
2003	18	405	22.5	0
2004	20	599	30.0	1
2005	24	544	22.7	0
2006	2	18	9.0	0
Totals	64	1566	24.5	1

4. Tandon Doss 1,549

Year	No.	Yds.	Avg.	TD
2008	0	0	0.0	0
2009	25	533	21.3	0
2010	41	1016	24.8	0
Totals	66	1549	23.5	0

5. A.C. Carter 1,500

Year	No.	Yds.	Avg.	TD
1999	17	284	16.7	0
2000	17	263	15.5	0
2001	11	221	20.1	0
2002	36	732	20.3	0
Totals	81	1500	18.5	0

6. Keith Calvin 1,271

Year	No.	Yds.	Avg.	TD
1974	32	594	18.6	0
1975	17	323	19.0	0
1976	4	63	15.8	0
1977	17	291	17.1	0
Totals	70	1271	18.2	0

7. Thomas Lewis 1,183

Year	No.	Yds.	Avg.	TD
1991	14	351	25.1	0
1992	18	382	21.2	0
1993	20	450	22.5	0
Totals	52	1183	22.75	0

8. John Ginter 1,127

Year	No.	Yds.	Avg.	TD
1964	17	354	20.8	0
1965	8	242	30.3	0
1966	26	532	20.5	0
Totals	51	1127	22.1	0

9. Stacy Dawsey 873

Year	No.	Yds.	Avg.	TD
1983	6	67	11.2	0
1984	14	250	17.0	0
1986	23	556	24.2	0
Totals	43	873	20.3	0

10. Larry Highbaugh 866

Year	No.	Yds.	Avg.	TD
1968	23	470	20.4	0
1969	16	396	24.7	0
Totals	39	866	22.2	0

SEASON YARDS

1.	1,016	Tandon Doss	2010
2.	897	Derin Graham	2000
3.	853	Marcus Thigpen	2008
4.	732	A.C. Carter	2002
5.	723	Marcus Thigpen	2006
6.	643	Derin Graham	1998
7.	635	Ray Fisher	2009
8.	599	Lance Bennett	2004
9.	594	Keith Calvin	1974
10.	556	Stacy Dawsey	1986

SINGLE-GAME YARDS

1.	197	Marcus Thigpen at Illinois	10/7/06
2.	191	Demetrius McCray vs. Wisconsin	11/8/08
3.	174	Duane Gunn at Syracuse	9/26/81
4.	161	James Bailey at Northwestern	11/10/07
5.	159	James Bailey vs. Michigan State	10/13/07
6.	150	Trent Walters vs. Iowa	10/30/65
7.	148	Bob Robertson vs. Michigan State	1951
8.	147	Derin Graham vs. North Carolina State	9/9/00
9.	146	Lance Bennett vs. Michigan State	10/29/05
		Tandon Doss at Wisconsin	11/13/10

LONGEST RETURNS

1.	100t	Freal McIntosh vs. Washington & Lee	1915
	100t	Derin Graham vs. Wisconsin	10/3/98
	100t	Marcus Thigpen at Ball State	9/9/06
4.	98t	Lance Bennett at Oregon	9/11/04
	98t	Marcus Thigpen at Illinois	10/7/06
6.	97t	Duane Gunn at Syracuse	9/26/81
7.	95	George Taliaferro vs. Minnesota	1945
8.	94t	Bob Miller vs. Nebraska	1945
9.	92	Vern Huffman vs. Purdue	1936
10.	91t	James Bailey vs. Northwestern	11/10/07
	91t	Ray Fisher at Akron	9/19/09

t-touchdown

T W E N T Y - E L E V E N
INDIANA FOOTBALL
RECORDS

PUNT RETURNS

YEARLY LEADERS

Year	Name	No.	Yds	Avg	TD
1968	Benjamin Norman	19	105	5.5	0
1969	Larry Highbaugh	19	250	13.1	2
1970	Stephen Porter	30	236	7.9	1
1971	Stephen Porter	22	145	6.6	0
1972	Bill Atkinson	7	213	30.4	1
1973	Bill Atkinson	13	88	6.8	0
1974	Keith Calvin	14	73	5.2	0
1975	Keith Calvin	19	124	6.5	0
1976	Keith Calvin	19	28	1.5	0
1977	Keith Calvin	12	72	6.0	0
1978	Tim Wilbur	19	82	4.3	0
1979	Tim Wilbur	14	135	9.6	1
1980	Tim Wilbur	28	256	9.1	1
1981	John Roggeman	15	95	6.3	0
1982	Tim Wilbur	29	248	8.6	0
1983	Chris Sigler	12	48	4.0	0
1984	Chris Sigler	13	142	10.9	0
1985	Leonard Bell	12	115	9.6	1
1986	Tony Buford	29	165	5.7	0
1987	Tony Buford	22	217	9.9	0
1988	Tony Buford	27	220	8.1	0
1989	Michael Dumas	5	83	16.6	2
1990	Rob Turner	28	376	13.4	2
1991	Scott McGowan	28	236	8.4	1
1992	Scott McGowan	26	97	3.7	0
1993	Thomas Lewis	45	342	7.6	1
1994	Eddie Baety	29	204	7.0	0
1995	Ajamu Stoner	26	112	4.3	0
1996	Ajamu Stoner	19	80	4.2	0
1997	Joey Eloms	21	173	8.2	0
1998	Derin Graham	13	62	4.8	0
1999	Derin Graham	14	116	8.3	0
2000	Derin Graham	12	88	7.3	0
2001	Antwaan Randle El	16	149	9.3	0
2002	Glenn Johnson	25	163	6.5	0
2003	Glenn Johnson	17	136	8.0	0
2004	Lance Bennett	19	208	10.9	1
2005	Lance Bennett	10	66	6.6	0
2006	Tracy Porter	12	223	18.6	1
2007	Tracy Porter	23	254	11.0	0
2008	Ray Fisher	11	106	9.6	0
2009	Ray Fisher	6	59	9.8	0
2010	Tandon Doss	7	49	7.0	0



Tim Wilbur

CAREER YARDS

1. Bill Hillenbrand 1,042

Year	No	Yds	Avg.	TD
1941		No stats available		
1942		No stats available		
Totals		1,042		

2. Bob Hoernschemeyer 817

Year	No	Yds	Avg.	TD
1943		No stats available		
1944		No stats available		
Totals		817		

3. Tim Wilbur 721

Year	No	Yds	Avg.	TD
1978	19	82	4.3	0
1979	14	135	9.6	1
1980	28	256	9.1	1
1982	29	248	8.6	1
Totals	90	721	8.0	3

4. Tony Buford 641

Year	No	Yds	Avg.	TD
1985	3	39	13.0	0
1986	29	165	5.7	0
1987	22	217	9.9	0
1988	27	220	8.1	0
Totals	81	641	7.9	0

5. Steve Porter 561

Year	No	Yds	Avg.	TD
1969	13	180	13.8	1
1970	30	236	7.9	1
1971	22	145	6.6	0
Totals	65	561	8.6	2

6. Tracy Porter 447

Year	No	Yds	Avg.	TD
2006	12	223	18.6	1
2007	23	254	11.0	0
Totals	35	447	12.77	1

7. George Taliaferro 392

Year	No	Yds	Avg.	TD
1945	-	57	-	-
1947	-	125	-	-
1948	-	210	-	-
Totals	-	392	-	-

8. Lance Bennett 383

Year	No	Yds	Avg.	TD
2003	11	103	9.4	0
2004	19	208	10.9	1
2005	10	66	6.6	0
2006	6	3	0.5	0
Totals	46	380	8.3	1

9. Scott McGowan 375

Year	No	Yds	Avg.	TD
1990	4	42	10.5	0
1991	28	236	8.4	1
1992	26	97	3.7	0
Totals	58	375	6.5	1

10. Rob Turner 365

Year	No	Yds	Avg.	TD
1987	0	0	0	0
1988	2	12	6.0	0
1990	28	376	13.4	2
Totals	30	388	12.9	2

SEASON YARDS

1.	635	Bob Hoernschemeyer	1943
2.	561	Bill Hillenbrand	1941
3.	481	Bill Hillenbrand	1942
4.	376	Rob Turner	1990
5.	342	Thomas Lewis	1993
6.	256	Tim Wilbur	1980
7.	254	Tracy Porter	2007
8.	250	Larry Highbaugh	1969
9.	248	Tim Wilbur	1982
10.	236	Steve Porter	1970

SINGLE-GAME YARDS

1.	175	Steve Porter vs. Wisconsin	10/24/70
2.	137	Scott McGowan vs. Michigan State	10/5/91
3.	126	Bill Hillenbrand vs. Iowa	1942
4.	122	Jim Dewar vs. Butler	1942

LONGEST RETURNS

1.	94t	Lance Bennett vs. Michigan State	9/25/04
2.	93t	Steve Porter vs. Wisconsin	10/24/70
3.	92t	Jim Dewar vs. Butler	1942
	92t	Earl Faison vs. Michigan State	1958
5.	88t	Bill Hillenbrand at Wisconsin	1941
6.	86t	Richard Deranek vs. Iowa	1944
	86t	Tracy Porter vs. Western Michigan	9/2/06
8.	79t	Scott McGowan vs. Michigan State	10/5/91
9.	78t	Tim Wilbur vs. Kentucky	9/20/80
10.	77t	Bill Hillenbrand vs. Kansas State	1942
	77t	Milt Campbell vs. Pacific	1954

t-touchdown

T W E N T Y - E L E V E N
INDIANA FOOTBALL
 RECORDS

TACKLES

YEARLY LEADERS

Year	Name	No.
1966	Ken Kaczmarek	92
1967	Ken Kaczmarek	118
1968	Don Silas	97
1969	Karl Pankratz	114
1970	Mike Fulk	88
1971	Rob Spicer	121
1972	Mike Fulk	126
1973	Donnie Thomas	98
1974	Craig Brinkman	141
1975	Donnie Thomas	137
1976	Steve Sanders	165
1977	Joe Norman	124
1978	Joe Norman	199
1979	Craig Walls	106
1980	Craig Walls	121
1981	Craig Walls	101
1982	Mark Weiler	120
1983	Chris Sigler	103
1984	Joe Fitzgerald	155
1985	Brad Mitchell	132
1986	Van Waiters	107
1987	Willie Bates	117
1988	Willie Bates	98
1989	Mark Hagen	105
1990	Mark Hagen	120
1991	Mark Hagen	109
1992	Alfonzo Thurman	79
1993	Alfonzo Thurman	108
1994	Alfonzo Thurman	93
1995	Aaron Warnecke	99
1996	Jamie Baisley	105
1997	Jabar Robinson	101
1998	Jabar Robinson	117
1999	Justin Smith	89
2000	Johnny Anderson	92
2001	Justin Smith	99
2002	John Kerr	114
2003	Kyle Killion	97
2004	Herana-Daze Jones	110
2005	Kyle Killion	91
2006	Will Meyers	78
2007	Austin Thomas	112
2008	Matt Mayberry	89
2009	Matt Mayberry	108
2010	Tyler Replogle	87



Joe Norman

CAREER TACKLES

1. Joe Norman 444

Year	Solo	Assist	Total
1975	17	13	30
1976	59	32	91
1977	80	44	124
1978	141	58	199
Total	297	147	444

2. Willie Bates 384

Year	Solo	Assist	Total
1985	37	26	63
1986	59	47	106
1987	92	25	117
1988	65	33	98
Total	253	131	384

3. Donnie Thomas 369

Year	Solo	Assist	Total
1973	65	33	98
1974	90	44	134
1975	90	47	137
Total	245	124	369

4. Herana-Daze Jones 342

Year	Solo	Assist	Total
2001	19	9	28
2002	74	34	108
2003	68	28	96
2004	70	40	110
Total	231	111	342

5. Mark Weiler 336

Year	Solo	Assist	Total
1981	33	23	56
1982	85	35	120
1983	11	6	17
1984	73	70	143
Total	202	134	336

5. Mark Hagen 336

Year	Solo	Assist	Total
1987	2	0	2
1989	77	28	105
1990	80	40	120
1991	66	43	109
Total	225	111	336

7. Craig Walls 342

Year	Solo	Assist	Total
1978	10	4	14
1979	74	32	106
1980	70	51	121
1981	58	43	101
Totals	212	130	342

8. Jabar Robinson 339

Year	Solo	Assist	Total
1995	38	20	58
1996	43	20	63
1997	66	35	101
1998	67	50	117
Totals	214	125	339

9. Justin Smith 326

Year	Solo	Assist	Total
1998	39	25	64
1999	64	25	89
2000	54	20	74
2001	80	19	99
Totals	237	89	326

10. Kyle Killion 323

Year	Solo	Assist	Total
2002	17	11	28
2003	65	32	97
2004	74	33	107
2005	63	28	91
Totals	219	104	323

SEASON TACKLES

1.	199	Joe Norman	1978
2.	165	Steve Sanders	1976
3.	155	Joe Fitzgerald	1984
4.	143	Mark Weiler	1984
5.	141	Craig Brinkman	1974
6.	137	Donnie Thomas	1975
7.	134	Donnie Thomas	1974
8.	132	Brad Mitchell	1985
9.	126	Mike Fulk	1972
10.	124	Joe Norman	1977

SINGLE-GAME TACKLES

1.	26	Joe Norman vs. Ohio State	11/18/78
2.	25	Karl Pankratz at Wisconsin	10/29/69
		Donnie Thomas at Ohio State	11/1/75
4.	24	Don Silas vs. Minnesota	11/16/68
		Steve Sanders at Purdue	11/20/76
		Doug Sybert vs. Ohio State	11/18/78
		Marlin Evans at Ohio State	10/18/80



Herana-Daze Jones

T W E N T Y - E L E V E N
INDIANA FOOTBALL
RECORDS

TACKLES FOR LOSS

TACKLES FOR LOSS

Year	Name	No.
1966	Jim Sniadecki	13.0
1967	Ken Kaczmarek	10.0
1968	Jerry Grecco	9.0
1969	Ed McGuire	17.0
1970	Ed McGuire	17.0
1971	Mike Fulk	8.0
1972	Mike Fulk	11.0
1973	Carl Barzilauskast	8.0
1974	Larry Jameson	10.0
1975	Carl Smith	9.0
1976	Steve Sanders	6.0
	Carl Smith	6.0
1977	Paul Yarian	11.0
1978	Joe Norman	13.0
1979	Terry Tallen	9.0
1980	Craig Walls	9.0
1981	Rod Walden	8.0
1982	Mark Smythe	11.0
1983	Dave Zyzda	7.0
1984	Nate Borders	6.0
1985	Van Waiters	7.0
	Steve May	7.0
	Mike McCurry	7.0
1986	Van Waiters	24.0
1987	Van Waiters	11.0
	Joe Huff	11.0
1988	Joe Huff	9.0
1989	Greg Farrall	12.0
1990	Greg Farrall	9.0
1991	Greg Farrall	18.0
1992	Lamar Mills	13.0
1993	Troy Drake	10.0
	Bernard Whittington	10.0
1994	Nathan Davis	9.0
1995	Nathan Davis	20.0
1996	Adewale Ogunleye	15.0
1997	Adewale Ogunleye	21.0
1998	Adewale Ogunleye	17.0
1999	Kemp Rasmussen	11.5
2000	Justin Smith	14.0
2001	Justin Smith	11.0
2002	Kris Dielman	14.0
2003	Jodie Clemons	12.0
2004	Kyle Killion	16.5
2005	Kyle Killion	8.0
2006	Josh Bailey	7.5
2007	Greg Middleton	17.0
2008	Jammie Kirlaw	19.5
2009	Jammie Kirlaw	15.5
2010	Leon Beckum	9.0

CAREER TACKLES FOR LOSS

1. Adewale Ogunleye 64.0		
Year	TFL	Yds
1996	15.0	88
1997	21.0	92
1998	17.0	91
1999	11.0	54
Totals	64.0	325

2. Jammie Kirlaw 52.5		
Year	TFL	Yds
2006	5.0	15
2007	12.5	42
2008	19.5	102
2009	15.5	77
Totals	52.5	236

3. Van Waiters 44.0		
Year	TFL	Yds
1983	2.0	21
1985	7.0	25
1986	24.0	154
1987	11.0	57
Totals	44.0	257

4. Greg Farrall 40.0		
Year	TFL	Yds
1988	1.0	6
1989	12.0	54
1990	9.0	39
1991	18.0	83
Totals	40.0	182

5. Nathan Davis 37.0		
Year	TFL	Yds
1993	0.0	0
1994	9.0	42
1995	20.0	87
1996	8.0	31
Totals	37.0	160

6. Joe Huff 35.0		
Year	TFL	Yds
1984	0.0	0
1986	5.0	7
1987	11.0	38
1988	19.0	122
Totals	35.0	167

6. Kyle Killion 35.0		
Year	TFL	Yds
2002	3.5	12
2003	7.0	17
2004	16.5	74
2005	8.0	16
Totals	35.0	119

8. Ed McGuire 34.0		
Year	TFL	Yds
1969	17.0	121
1970	17.0	99
Totals	34.0	220

9. Justin Smith 33.0		
Year	TFL	Yds
1998	4.0	17
1999	4.0	6
2000	14.0	68
2001	11.0	18
Totals	33.0	109

10. Kemp Rasmussen 32.0		
Year	TFL	Yds
1998	1.0	1
1999	12.0	51
2000	9.0	30
2001	10.0	44
Totals	32.0	126


SEASON TACKLES FOR LOSS

1.	24.0	Van Waiters	1986
2.	21.0	Adewale Ogunleye	1997
3.	20.0	Nathan Davis	1995
4.	19.5	Jammie Kirlaw	2008
5.	19.0	Joe Huff	1988
6.	18.0	Greg Farrall	1991
7.	17.0	Adewale Ogunleye	1998
		Ed McGuire	1970
		Ed McGuire	1969
		Greg Middleton	2007

SINGLE-GAME TACKLES FOR LOSS

1.	5.0	Van Waiters	
		at Michigan State	11/8/86
		Damian Gregory	
		vs. Michigan State	10/11/97
3.	4.5	Kris Dielman	
		vs. William & Mary	8/31/02
		Jammie Kirlaw	
		at Iowa	9/29/07
5.	4.0	Damian Gregory	
		vs. Minnesota	11/14/98
		Adewale Ogunleye	
		vs. Illinois	10/2/99
		Matt Mayberry	
		vs. Central Michigan	11/1/08

- Current players in bold



Jammie Kirlaw

T W E N T Y - E L E V E N
INDIANA FOOTBALL
RECORDS

SACKS

SACK LEADERS

Year	Name	No.
1985	Steven May	4.0
	Vincent Fisher	4.0
1986	Van Waiters	14.0
1987	Van Waiters	7.0
1988	Joe Huff	11.0
1989	Greg Farrall	8.0
1990	Greg Farrall	5.0
	Larry McDaniel	5.0
1991	Greg Farrall	8.0
1992	Franciscus Mills	8.0
1993	Hurvin McCormack	7.0
1994	Nathan Davis	3.0
1995	Nathan Davis	6.0
1996	Adeiwale Ogunleye	8.5
1997	Adeiwale Ogunleye	10.0
1998	Adeiwale Ogunleye	8.0
1999	Adeiwale Ogunleye	8.0
2000	Justin Smith	6.0
2001	Kemp Rasmussen	6.5
2002	Kris Dielman	5.0
2003	Jodie Clemons	6.0
2004	Kenny Kendal	5.5
2005	Victor Adeyanju	6.5
2006	Kenny Kendal	4.0
2007	Greg Middleton	16.0
2008	Jammie Kirlew	10.5
2009	Jammie Kirlew	6.5
2010	Darius Johnson	4.5

CAREER SACKS

1. Adeiwale Ogunleye		34.5
Year	Sacks	
1996	8.5	
1997	10.0	
1998	8.0	
1999	8.0	
Total	34.5	

2. Van Waiters		25.0
Year	Sacks	
1983	2.0	
1985	2.0	
1986	14.0	
1987	7.0	
Total	25.0	

3. Jammie Kirlew		23.0
Year	Sacks	
2006	1.5	
2007	4.5	
2008	10.5	
2009	6.5	
Total	23.0	

3. Greg Middleton		23.0
Year	Sacks	
2006	0.0	
2007	16.0	
2008	4.0	
2009	3.0	
Total	23.0	

5. Greg Farrall		22.0
Year	Sacks	
1988	1.0	
1989	8.0	
1990	5.0	
1991	8.0	
Total	22.0	

6. Joe Huff		17.0
Year	Sacks	
1984	0.0	
1986	1.0	
1987	5.0	
1988	11.0	
Total	17.0	

7. Kemp Rasmussen		16.5
Year	Sacks	
1998	0.0	
1999	7.0	
2000	3.0	
2001	6.5	
Total	16.5	

8. Hurvin McCormick		16.0
Year	Sacks	
1990	1.0	
1991	2.0	
1992	6.0	
1993	7.0	
Total	16.0	

9. Victor Adeyanju		14.5
Year	Sacks	
2002	2.0	
2003	1.0	
2004	5.0	
2005	6.5	
Total	14.5	

10. Larry McDaniel		14.0
Year	Sacks	
1988	1.0	
1989	2.0	
1990	5.0	
1991	4.0	
1992	2.0	
Total	14.0	

SEASON SACKS

1.	16.0	Greg Middleton	2007
2.	14.0	Van Waiters	1987
3.	11.0	Joe Huff	1988
4.	10.5	Jammie Kirlew	2008
5.	10.0	Adeiwale Ogunleye	1997
6.	8.5	Adeiwale Ogunleye	1996
7.	8.0	Greg Farrall	1989
		Greg Farrall	1991
		Lamar Mills	1992
		Adeiwale Ogunleye	1998
		Adeiwale Ogunleye	1999

SINGLE-GAME SACKS

1.	4.0	Van Waiters	11/8/86
		at Michigan State	
		Adeiwale Ogunleye	10/18/97
		at Ohio State	
		Matt Mayberry	11/1/08
		vs. Central Michigan	
4.	3.5	Jammie Kirlew	9/29/07
		at Iowa	

- Current players in bold



Greg Middleton

T W E N T Y - E L E V E N
INDIANA FOOTBALL
RECORDS

INTERCEPTIONS

YEARLY LEADERS

Year	Name	No.
1968	Benjamin Norman	5
1969	John Mathias	5
1970	Stephen Porter	3
1971	Michael Heizman	4
	Daniel Lintner	4
1972	Quinn Buckner	5
1973	Quinn Buckner	3
1974	Bill Atkinson	2
1975	Harold Waterhouse	2
	William Wilson	2
	Daniel Zarlingo	2
1976	Harold Waterhouse	3
1977	Dave Abrams	7
1978	Tim Wilbur	6
1979	Tim Wilbur	8
1980	Chuck Alexander	4
1981	Marc Longshore	4
1982	Mark Sutor	6
1983	Nathan Borders	5
1984	Chris Sigler	5
1985	Leonard Bell	3
1986	Alex Green	5
1987	Brian Dewitz	5
1988	Erick Coleman	3
	Brian Dewitz	3
	Brad Money	3
	Marc Ferry	3
1989	David Ane	2
	Michael Dumas	2
	Troy Mason	2
1990	Michael Dumas	3
	Mark Hagen	3
1991	Damon Watts	3
1992	James Davis	5
1993	Lance Brown	4
1994	Eric Smedley	4
1995	Joey Eloms	4
1996	Eric Allen	5
1997	Joey Eloms	3
	Kywin Supernaw	3
1998	Jabar Robinson	5
	Greg Yeldell	5
1999	Michael McGrath	3
2000	Sharrod Wallace	2
2001	Marcus Floyd	3
2002	Damien Jones	3
2003	Herana-Daze Jones	2
	Cedric Henry	2
2004	Tracy Porter	3
2005	Tracy Porter	3
2006	Will Meyers	5
2007	Tracy Porter	6
2008	Austin Thomas	2
2009	Austin Thomas	4
2010	Mitchell Evans	3

CAREER INTERCEPTIONS

1. Tim Wilbur 19

Year	Int.	Yds.
1978	6	138
1979	8	167
1980	3	41
1982	2	14
Total	19	360

2. Tracy Porter 16

Year	Int.	Yds.
2004	3	115
2005	3	108
2006	4	53
2007	6	137
Total	16	413

3. John Cannady 11

Year	Int.	Yds.
1943-46	No stats available	
Total	11	

3. Dave Abrams 11

Year	Int.	Yds.
1977	7	24
1978	4	19
Total	11	43

3. Lance Brown 11

Year	Int.	Yds.
1991	1	16
1992	3	0
1993	4	49
1994	3	13
Total	11	78

6. John McDonnell 10

Year	Int.	Yds.
1943-48	No stats available	
Total	10	

6. Eric Allen 10

Year	Int.	Yds.
1994	3	0
1995	2	47
1996	5	120
Total	10	167



Tracy Porter

SEASON INTERCEPTIONS

1.	8	Tim Wilbur	1979 (167 yds)
2.	7	Dave Abrams	1977 (24 yds)
3.	6	John Cannady	1946 (25 yds)
		Milt Campbell	1955 (111 yds)
		Tim Wilbur	1978 (138 yds)
		Mark Sutor	1982 (61 yds)
		Tracy Porter	2007 (137 yds)

SINGLE-GAME INTERCEPTIONS

1.	3	Florian Helinski	10/30/54
		at Michigan	
		Milt Campbell	10/29/55
		vs. Ohio	
		Ben Norman	9/21/68
		vs. Baylor	
		Tim Wilbur	11/10/79
		at Illinois	
		Greg Yeldell	10/24/98
		at Michigan	

CAREER RETURN YARDS

1.	413	Tracy Porter	2004-07
2.	360	Tim Wilbur	1978-80, 82
3.	189	Kywin Supernaw	1996-97
4.	174	George Taliaferro	1945, 47-48
5.	167	Eric Allen	1996

SEASON RETURN YARDS

1.	167	Tim Wilbur	1979 (8 ret.)
2.	152	Mike Dumas	1990 (3 ret.)
3.	138	Tim Wilbur	1978 (6 ret.)
4.	137	Tracy Porter	2007 (6 ret.)
5.	132	Alfonzo Thurman	1994 (2 ret.)

SINGLE-GAME RETURN YARDS

1.	99	Mike Dumas	11/24/90
		at Purdue	
2.	98	Tim Wilbur	10/21/78
		at Michigan State	
		Tracy Porter	
		vs. Central Michigan	9/4/04
4.	97	Alfonzo Thurman	9/10/94
		vs. Miami (Ohio)	
5.	92	Marvin Woodson	11/17/62
		at Purdue	
6.	90	Kywin Supernaw	11/1/97
		vs. Illinois	

LONGEST RETURNS

1.	99	Mike Dumas	11/24/90
		at Purdue	
2.	98t	Tim Wilbur	10/21/78
		at Michigan State	
3.	97t	Alfonzo Thurman	9/10/94
		vs. Miami (Ohio)	
4.	96t	Tracy Porter	9/4/04
		vs. Central Michigan	
5.	92t	Marvin Woodson	11/17/62
		at Purdue	
6.	90t	Kywin Supernaw	11/1/97
		vs. Illinois	

t-touchdown

T W E N T Y - E L E V E N
INDIANA FOOTBALL
RECORDS

TEAM RECORDS

SINGLE-SEASON OFFENSE

	Most	Least
Rushing		
Attempts	658 (1977)	262 (1948)
Net Yards	2,964 (2001)	539 (1948)
First Downs	172 (1988)	35 (1948)
Passing		
Attempts	513 (2010)	88 (1941)
Completions	311 (2010)	30 (1960)
Passes Had Intercepted	24 (1970)	6 (1994)
Yards Gained	3,446 (2010)	398 (1958)
First Downs Passing	167 (2010)	18 (1958)
Interceptions		
Interceptions	22 (1945)	6 (1964, 2008)
Return Yards	347 (2007)	11 (1992)
Total Offense		
Touchdowns	50 (1988, 2007)	3 (1922, 1933, 1938)
Extra Points	49 (2007)	1 (1938)
Total Points	412 (2007)	21 (1922, 1938)
Plays	921 (2007)	426 (1948)
Yards Gained	5,253 (1988)	1,372 (1948)
Total First Downs	276 (1988)	63 (1948)
First Downs Penalty	27 (2007)	1 (1950)
Special Teams		
Punts	83 (1971)	37 (1947)
Punting Yardage	3,172 (2005)	1,260 (1964)
Punt Returns	46 (1993)	9 (2010)
Punt Return Yards	800 (1942)	28 (1976)
Kickoff Returns	73 (2008)	13 (1945)
Kickoff Return Yards	1,476 (2010)	188 (1943)
Miscellaneous		
Penalties	83 (1986)	36 (1942, 1977)
Yards Penalized	715 (1987)	205 (1940)
Fumbles	42 (1958)	13 (1992, 2010)
Fumbles Lost	27 (1946)	6 (1992)

SINGLE-GAME OFFENSE

Rushing	
Attempts.....	84 vs. Temple, 10/18/52 (318 yards)
Yards.....	564 at Kentucky, 9/17/94
Fewest Attempts.....	17 at Michigan State, 10/13/07 (22 yards)
First Downs	30 at Kentucky, 9/17/94
Passing	
Attempts.....	64 vs. Michigan, 10/2/10 (45 comp.)
Completions	45 vs. Michigan, 10/2/10 (64 comp.)
Yards.....	480 vs. Michigan, 10/2/10 (45-64)
.....	441 vs. Ball State, 9/13/97 (28-41)
.....	390 vs. Iowa, 10/9/82 (26-36)
Had Intercepted.....	6 at Minnesota, 10/10/70
First Downs	24 at Northwestern, 10/9/04
Total Offense	
Plays.....	101 vs. Louisville, 9/14/85
.....	101 at Iowa, 10/15/05
Yards.....	650 at Kentucky, 9/17/94
Fewest Plays	36 at Michigan State, 10/13/07
First Downs	35 at Kentucky, 9/17/94
.....	35 vs. Michigan, 10/2/10
Penalties	
Times Penalized.....	16 vs. Western Michigan, 9/12/98
.....	16 vs. Kansas State, 9/22/62
Yards.....	189 vs. Kansas State, 9/22/62

SINGLE-GAME DEFENSE

Total Defense	
Fewest Yards Allowed	38 at Nebraska, 1942
Fewest First Downs Allowed	1 vs. Fort Knox, 1944
Fumbles Recovered	7 vs. Illinois, 9/15/73
Rushing	
Fewest Yards Allowed	-32 vs. William & Mary, 8/31/02
Fewest First Downs Allowed	0, three times
.....	most recent vs. Kansas State, 9/18/65
Passing	
Fewest Attempts.....	2 twice
.....	most recent at Ohio State, 11/5/55
Fewest Completions.....	0, six times
.....	most recent vs. Minnesota, 10/19/85
Fewest Yards.....	-2 vs. Purdue, 11/24/45
Fewest First Downs Allowed	0, 22 times
.....	most recent vs. Michigan State, 11/9/85
Interceptions	6 at Minnesota, 1945

T W E N T Y - E L E V E N
INDIANA FOOTBALL
RECORDS

OPPONENT RECORDS

SINGLE-GAME RUSHING YARDS

	Year	No.	Yds.
1. Larry Johnson, Penn State	2002	28	327
2. Lorenzo White, Michigan State	1987	56	292
Damien Anderson, Northwestern	2000	36	292
4. Lorenzo White, Michigan State	1985	25	286
5. Otis Armstrong, Purdue	1972	32	276

SINGLE-PLAY RUSHING YARDS

	Year	Yds.
1. Tony Boles, Michigan	1989	91t
2. David Gilreath, Wisconsin	2008	90t
3. John Karras, Illinois	1951	88t
4. Bill Wells, Michigan State	1951	83t

SINGLE-GAME PASSING YARDS

	Year	Att.	Comp.	Yds.
1. Chuck Hartlieb, Iowa	1988	60	44	558
2. Kyle Orton, Purdue	2004	54	33	522
3. Brian Brunner, Central Michigan	2008	53	35	485
4. Curtis Painter, Purdue	2008	54	38	448
5. Scott Mullen, Iowa	1999	60	36	426
6. Dave Wilson, Illinois	1980	41	24	403
7. Philip Rivers, NC State	2000	52	31	401

SINGLE-PLAY PASSING YARDS

	Year	Yds.
1. Tony Banks-Nigea Carter, Michigan State	1994	93t
2. Ricky Stanzi-Marvin McNutt, Iowa	2009	92t
3. Rick Trefzger-Brian Alford, Purdue	1996	90t
4. Ed Smith-Kirk Gibson, Michigan State	1978	86t

SINGLE-GAME RECEPTIONS

	Year	No.	Yds.
1. Taylor Stubblefield, Purdue	2004	14	138
Jamarko Simmons, W. Michigan	2007	14	158
Dante Love, Ball State	2007	14	177
4. David Boston, Ohio State	1996	13	153
Devin Thomas, Michigan State	2007	13	148
Eric Decker, Minnesota	2008	13	190

SINGLE-GAME RECEIVING YARDS

	Year	No.	Yds.
1. Devon Harberts, Iowa	1988	11	233
2. Kyle Ingrahan, Purdue	2004	11	209
3. Andre Rison, MSU	1986	11	196
4. Dave Moritz, Iowa	1983	11	192
5. Mike Sherrod, Illinois	1980	8	191
6. Eric Decker, Minnesota	2008	13	190
7. Roger Murphy, Northwestern	1966	11	178

LONGEST PUNT RETURN

	Year	Yds.
1. Tim Dwight, Iowa	1997	92t
2. Branch Bruce, Penn State	1999	90t
3. Brian Musso, Northwestern	1995	86t

LONGEST KICKOFF RETURN

	Year	Yds.
1. Stan Brown, Purdue	1970	100t
Jermaine Mays, Minnesota	2000	100t
3. Norm Granger, Iowa	1981	99t
Curtis Duncan, Northwestern	1984	99t

TOTAL OFFENSE

	Year	Yds.
1. Kyle Orton, Purdue	2004	530
2. Chuck Hartlieb, Iowa	1988	516
3. Denard Robinson, Michigan	2010	494
4. Brian Brunner, Central Michigan	2008	460
5. Curtis Painter, Purdue	2008	449
6. Scott Mullen, Iowa	1999	426
7. Marc Wilson, Brigham Young	1979	408
8. Philip Rivers, NC State	2000	401

TOUCHDOWN PASSES

	Year	TDs
1. Tim Couch, Kentucky	1997	7
2. Kyle Orton, Purdue	2004	6
3. Fred Riddle, Iowa	1963	5
Jeff George, Illinois	1989	5
Dusty Bonner, Kentucky	1999	5
Philip Rivers, NC State	2000	5
Curtis Painter, Purdue	2008	5

FIELD GOALS

	Year	FGs
1. Jim Gallery, Minnesota	1981	4
Bob Atha, Ohio State	1981	4
Morten Andersen, Michigan State	1981	4
Chip Lohmiller, Minnesota	1986	4
Bryan Borreson, Utah	2002	4
Brett Swenson, Michigan State	2008	4
Mike Meyer, Iowa	2010	4

LONGEST FIELD GOAL

	Year	Yds.
1. Jim Gallery, Minnesota	1981	57
2. Chip Lohmiller, Minnesota	1986	55
Dan Stultz, Ohio State	1997	55

SCORING

- 22 players tied with 24
 Most recent: Mikell Simpson, Virginia, 2009

LONGEST PUNT

	Year	Yds.
1. Paul Burton, Northwestern	1995	90
Bruce Branch, Penn State	1999	90
3. Paul Calhoun, Kentucky	1983	80
Greg Montgomery, Michigan State	1985	80

LONGEST INTERCEPTION RETURN

	Year	Yds.
1. Ray Griffin (55) to Nick Buonamici, Ohio State	1976	95t
2. Brian Williams, Illinois	1989	92t
3. Jamar Fletcher, Wisconsin	2000	87

t-touchdown

T W E N T Y - E L E V E N
INDIANA FOOTBALL
RECORDS

IU TOUCHDOWN RETURNS

Date	Player & Opponent	Type	Yards				
9/2/10	Matt Ernest vs. Towson	Interception	56	9/8/84	Chris Sigler at Duke	Interception	48
10/24/09	Ray Fisher at Northwestern	Kickoff	93	11/12/83	Leonard Bell at Illinois	Interception	32
9/19/09	Ray Fisher at Akron	Kickoff	91	9/26/81	Duane Gunn at Syracuse	Kickoff	97
9/20/08	Nick Polk vs. Ball State	Fumble	31	9/20/80	Tim Wilbur at Kentucky	Punt	78
11/10/07	James Bailey at Northwestern	Kickoff	91	9/20/80	Tim Wilbur at Kentucky	Interception	40
11/3/07	Christopher Phillips vs. Ball State	Interception	58	12/21/79	Tim Wilbur vs. Brigham Young	Punt	62
10/13/07	Tracy Porter at Michigan State	Fumble	76	10/18/79	Tim Wilbur vs. Northwestern	Interception	58
9/8/07	Greg Middleton at Western Michigan	Fumble	44	9/15/79	Tim Wilbur vs. Vanderbilt	Interception	70
10/7/06	Marcus Thigpen at Illinois	Kickoff	98	11/4/78	Dale Keneipp at Minnesota	Fumble	92
9/30/06	Troy Grosfield vs. Wisconsin	Fumble	15	10/21/78	Tim Wilbur at Michigan State	Interception	98
9/23/06	Marcus Thigpen vs. Connecticut	Kickoff	87	10/8/77	Dave Abrams at Northwestern	Punt	38
9/9/06	Marcus Thigpen at Ball State	Kickoff	100	11/8/75	Tom Buck vs. Michigan State	Interception	30
9/2/06	Tracy Porter vs. Western Michigan	Punt	86	10/28/72	Bill Atkinson at Northwestern	Punt	57
9/2/06	Christopher Phillips vs. Western Michigan	Interception	66	9/30/72	Mike Fulk at Kentucky	Punt	22
10/22/05	John Pannoza vs. Ohio State	Fumble	57	11/20/71	Rob Spicer vs. Purdue	Interception	22
11/20/04	Will Lumpkin at Purdue	Fumble	72	10/24/70	Steve Porter vs. Wisconsin	Punt	93
11/13/04	Kyle Killion vs. Penn State	Fumble	46	10/17/70	John Debbout at Illinois	Interception	28
10/30/04	Will Lumpkin vs. Minnesota	Interception	42	11/15/69	Jamie O'Hara at Northwestern	Kickoff	88
10/25/04	Lance Bennett vs. Michigan State	Punt	94	11/1/69	Larry Highbaugh vs. Michigan State	Punt	43
9/18/04	Victor Adeyanju at Kentucky	Fumble	4	9/20/69	Steve Porter at Kentucky	Punt	66
9/11/04	Lance Bennett at Oregon	Kickoff	98	9/20/69	Larry Highbaugh at Kentucky	Punt	73
9/4/04	Tracy Porter vs. Central Michigan	Interception	96	11/2/68	Jim Sniadecki vs. Wisconsin	Interception	32
9/27/03	Buster Larkins at Michigan	Blocked Punt	37	10/28/67	Nate Cunningham at Arizona	Interception	55
11/16/02	Buster Larkins vs. Penn State	Interception	59	10/7/67	Ken Kaczmarek vs. Illinois	Interception	26
11/2/02	Herana Daze-Jones at Northwestern	Fumble	9	9/24/66	John Ginter at Northwestern	Punt	53
9/14/02	Joe Gonzalez at Kentucky	Interception	36				
10/6/01	Duane Stone at Wisconsin	Blocked Punt	10				
9/18/99	Derin Graham vs. Kentucky	Kickoff	90				
11/7/98	Mike McGrath at Illinois	Fumble	35				
10/3/98	Derin Graham vs. Wisconsin	Kickoff	100				
9/19/98	Aaron Williams at Kentucky	Fumble	0				
11/1/97	Kywin Supernaw vs. Illinois	Interception	90				
11/23/96	Nathan Davis at Purdue	Blocked Punt	51				
11/23/96	Kywin Supernaw at Purdue	Interception	13				
10/19/96	Eric Allen at Michigan	Interception	42				
10/12/96	Trent Jones vs. Iowa	Blocked Punt	30				
9/7/96	Eric Allen at Toledo	Interception	24				
11/11/95	Joey Eloms vs. Michigan State	Interception	30				
9/23/95	Jabar Robinson vs. Southern Mississippi	Fumble	3				
10/29/94	Eric Smedley at Michigan State	Interception	47				
10/1/94	Reggie Bryant vs. Minnesota	Interception	80				
9/10/94	Alfonzo Thurman vs. Miami (Ohio)	Interception	97				
10/23/93	Thomas Lewis at Northwestern	Punt	58				
9/11/93	Lamar Mills vs. Northern Illinois	Fumble	46				
9/4/93	Jay Davis vs. Toledo	Interception	30				
10/3/92	Damon Watts at Michigan State	Blocked Punt	31				
10/5/91	Scott McGowan vs. Michigan State	Punt	79				
11/24/90	Mark Hagen at Purdue	Interception	21				
9/29/90	Mike Middleton vs. Eastern Michigan	Interception	22				
9/22/90	Rob Turner at Missouri	Punt	65				
9/15/90	Rob Turner at Kentucky	Punt	64				
11/18/89	Mike Dumas at Illinois	Blocked Punt	28				
11/21/88	Brian Dewitz at Purdue	Interception	34				
11/7/88	Erick Coleman at Illinois	Fumble	47				
11/21/87	Van Waiters vs. Purdue	Fumble	47				
11/8/86	Alex Green at Michigan State	Interception	29				
9/20/86	Brad Mitchell vs. Navy	Interception	59				
9/21/85	Leonard Bell vs. Navy	Punt	52				

T W E N T Y - E L E V E N
INDIANA FOOTBALL
RECORDS

OPPONENT TOUCHDOWN RETURNS

Date	Player & Opponent	Type	Yards	Date	Player & Opponent	Type	Yards
11/20/10	James Van Fleet vs. Penn State	Blocked Punt	21	10/22/94	Brian Musso vs. Northwestern	Punt	56
11/13/10	Aaron Henry at Wisconsin	Interception	37	12/31/93	Antonio Banks vs. Virginia Tech	Blocked FG	80
10/23/10	Jonathan Brown at Illinois	Interception	66	12/31/93	Lawrence Lewis vs. Virginia Tech	Fumble	20
10/23/10	Patrick Nixon-Youman at Illinois	Interception	68	10/17/92	Derrick Alexander vs. Michigan	Punt	70
11/21/09	Al-Terek McBurse vs. Purdue	Kickoff	87	9/19/92	Marty Moore at Kentucky	Interception	36
11/14/09	Navorro Bowman at Penn State	Interception	73	9/7/91	Demetrius DuBose at Notre Dame	Interception	49
10/31/09	Tyler Sash at Iowa	Interception	86	11/18/89	Brian Williams at Illinois	Interception	92
9/19/09	Aaron Williams at Akron	Blocked Punt	0	10/21/89	Fred Foggie vs. Minnesota	Blocked FG	98
10/18/08	A.J. Jenkins at Illinois	Kickoff	96	12/28/88	Mike Tolbert vs. South Carolina	Blocked Punt	34
9/20/08	Sean Baker vs. Ball State	Interception	40	11/14/88	John Miller vs. Michigan State	Interception	39
11/10/07	Eddie Simpson at Northwestern	Interception	41	9/14/85	Ernest Givens vs. Louisville	Kickoff	93
10/13/07	Ervin Baldwin at Michigan State	Fumble	12	11/10/84	Craig Swoope vs. Illinois	Interception	73
9/8/07	Brandon West at Western Michigan	Kickoff	98	11/3/84	William White at Ohio State	Interception	20
11/11/06	Steve Breaston vs. Michigan	Punt	83	9/22/84	Curtis Duncan at Northwestern	Kickoff	99
11/4/06	Dom Barber at Minnesota	Interception	45	10/23/82	Garcia Lane vs. Ohio State	Punt	68
9/23/06	Danny Lansanah vs. Connecticut	Interception	39	9/18/82	Joey Browner at Southern California	Punt	54
10/29/05	Demond Williams at Michigan State	Kickoff	98	11/7/81	David Greenwood vs. Wisconsin	Interception	65
10/1/05	Brandon Williams at Wisconsin	Punt	63	10/10/81	Norm Granger at Iowa	Kickoff	99
10/2/04	Leon Hall vs. Michigan	Punt	76	10/7/78	Ira Matthews at Wisconsin	Punt	71
11/15/03	Andrew Guman at Penn State	Blocked Punt	8	9/16/78	George Adams at Louisiana State	Interception	73
11/1/03	John Pawliwski at Minnesota	Fumble	22	10/29/77	Mark Merrill vs. Minnesota	Interception	14
9/27/03	Jeremy LeSueur at Michigan	Interception	60	11/13/76	Ira Matthews vs. Wisconsin	Punt	56
9/27/03	Steve Breaston at Michigan	Punt	69	10/30/76	Ray Griffin-Nick Buonamici vs. OSU	Interception	95
11/16/02	Rich Gardner vs. Penn State	Interception	35	11/9/74	Carl Patrncak at Northwestern	Interception	27
9/14/02	Quentus Camby at Kentucky	Interception	82	10/19/74	Neal Colzie vs. Ohio State	Interception	55
12/1/01	Derek Abney vs. Kentucky	Fumble	0	9/15/73	George Uremovich vs. Illinois	Kickoff	89
10/6/01	Joey Boese at Wisconsin	Fumble	26	9/16/72	Michael Steidl vs. Minnesota	Punt	26
9/6/02	Troy Graham at NC State	Block Punt	0	10/30/71	Tom Darden at Michigan	Interception	60
11/4/00	Christian Morten at Illinois	Punt	80	9/25/71	Godfrey White at Baylor	Kickoff	94
10/21/00	Jermaine Mays vs. Minnesota	Kickoff	100	11/21/70	Stan Brown at Purdue	Kickoff	100
9/25/99	Askari Adams at Penn State	Interception	37	9/27/69	Ken Wiedemann vs. California	Interception	18
9/25/99	Bruce Branch at Penn State	Punt	90	9/20/69	Roger Gann at Kentucky	Kickoff	95
10/9/99	Harold Blackmon vs. Northwestern	Interception	75	10/26/68	Rick Stevenson vs. Arizona	Kickoff	97
11/20/99	Chuky Okobi vs. Purdue	Fumble	0	10/19/68	Jerry Hartman vs. Michigan	Interception	62
1/20/99	Vinny Sutherland vs. Purdue	Punt	66	9/28/68	Donnie Shanklin at Kansas	Punt	59
11/7/98	Steve Havard at Illinois	Kickoff	94	10/15/66	Phil Knell vs. Illinois	Interception	62
10/31/98	David Boston vs. Ohio State	Punt	70	9/17/66	Bob Glover vs. Miami (Ohio)	Kickoff	86
9/19/98	John Rader at Kentucky	Interception	46	9/25/65	Willie Stinson vs. Northwestern	Kickoff	91
11/22/97	Mike Rose vs. Purdue	Interception	24				
11/22/97	Lee Johnson vs. Purdue	Fumble	35				
10/25/97	J.P. Lange at Iowa	Interception	60				
10/25/97	Tim Dwight at Iowa	Punt	92				
10/25/97	Matt Bowen at Iowa	Interception	70				
10/18/97	Clinton Wayne at Ohio State	Interception	38				
10/11/97	Sedrick Irvin vs. Michigan State	Punt	80				
11/16/96	Damon Moore vs. Ohio State	Interception	28				
11/16/96	Matt Finkes vs. Ohio State	Fumble	45				
10/26/96	Gerald Filardi vs. Penn State	Interception	24				
10/12/96	Tom Knight at Iowa	Interception	57				
9/14/96	Jamie Taylor vs. Miami (Ohio)	Interception	36				
11/11/95	Derrick Mason vs. Michigan State	Kickoff	87				
11/11/95	Scott Greene vs. Michigan State	Punt	76				
10/28/95	Terry Killens at Penn State	Blocked Punt	25				
10/28/95	Aaron Collins at Penn State	Interception	80				
10/21/95	Amani Toomer vs. Michigan	Punt	56				
10/14/95	Tom Knight at Iowa	Interception	60				
9/30/95	Casey Dailey at Northwestern	Fumble	43				
11/12/94	Joey Galloway vs. Ohio State	Kickoff	93				

T W E N T Y - E L E V E N
INDIANA FOOTBALL
RECORDS

PASSING, RECEIVING & RUSHING MARKS

200-PLUS YARD PASSING GAMES

480	(45-64)	Ben Chappell vs. Michigan, 10/2/10	256	(20-28)	Richie Badar at Iowa, 10/12/63
408	(27-39)	Jay Rodgers vs. Ball State, 9/13/97	255	(21-37)	Trent Green at Ohio State, 11/16/91
390	(26-36)	Babe Laufenberg vs. Iowa, 10/9/82		(18-32)	John Paci vs. Minnesota, 10/2/93
385	(22-29)	Antwaan Randle El vs. Western Michigan, 9/12/98		(19-25)	Kellen Lewis vs. Iowa, 10/14/06
382	(26-42)	Ben Chappell vs. Arkansas State, 10/16/10	254	(15-22)	Dave Schnell vs. Northwestern, 10/7/89
379	(20-37)	John Paci at Penn State, 11/6/93		(22-40)	Jay Rodgers at Minnesota, 11/15/97
378	(16-31)	Dave Schnell vs. South Carolina, 12/28/88	253	(26-43)	Blake Powers vs. Minnesota, 11/5/05
366	(32-42)	Ben Chappell at Western Kentucky, 9/18/10	250	(21-33)	Dave Schnell at Minnesota, 10/16/87
360	(37-57)	Blake Powers vs. Iowa, 10/15/05	247	(16-30)	Steve Bradley vs. Duke, 9/8/84
354	(22-35)	Kellen Lewis vs. Ball State, 11/03/07		(15-21)	Dave Schnell vs. Minnesota, 10/15/88
345	(14-18)	Bob Hoernschemeyer at Nebraska, 1943		(22-30)	Dave Schnell vs. Ohio State, 10/14/89
	(11-14)	Tim Clifford at Colorado, 9/27/80		(12-23)	Antwaan Randle El vs. Iowa, 10/23/99
342	(28-49)	Jay Rodgers vs. Purdue, 11/22/97	246	(22-41)	Steve Bradley vs. Michigan, 10/1/83
	(23-33)	Ben Chappell vs. Akron, 9/25/10		(13-23)	Antwaan Randle El vs. Northwestern, 11/3/01
338	(27-46)	Steve Bradley vs. Kentucky, 9/15/84	244	(20-41)	Blake Powers vs. Wisconsin, 10/1/05
335	(34-56)	Babe Laufenberg vs. Ohio State, 10/23/82	243	(9-24)	Florian Helinski vs. Northwestern, 11/13/54
	(21-48)	Gibran Hamdan vs. Iowa, 10/19/02	242	(18-34)	Dave Schnell vs. Illinois, 11/18/89
333	(23-38)	Ben Chappell vs. Illinois, 10/17/09	241	(14-19)	Tim Clifford vs. Illinois, 11/10/79
332	(30-45)	Steve Bradley at Northwestern, 9/22/84		(20-29)	Trent Green vs. Missouri, 10/5/91
330	(31-50)	Ben Chappell at Purdue, 11/27/10		(17-29)	Trent Green vs. Minnesota, 11/2/91
329	(22-33)	Antwaan Randle El vs. Purdue, 11/20/99		(14-25)	Chris Dittoe vs. Western Michigan, 9/9/95
326	(27-36)	Ben Chappell vs. Eastern Kentucky, 9/3/09	240	(17-43)	Steve Bradley vs. Purdue, 11/17/84
323	(25-35)	Ben Chappell vs. Wisconsin, 11/7/09		(14-27)	Antwaan Randle El vs. NC State, 9/9/00
322	(19-26)	Kellen Lewis at Iowa, 9/29/07		(20-39)	Kellen Lewis at Illinois, 10/7/06
321	(25-43)	Kellen Lewis at Minnesota, 11/4/06	239	(21-34)	Matt LoVecchio at Purdue, 11/20/04
320	(21-32)	Steve Bradley vs. Minnesota, 10/8/83	238	(20-40)	Kellen Lewis vs. Southern Illinois, 9/16/06
318	(30-48)	Kellen Lewis vs. Penn State, 10/20/07	236	(16-27)	Babe Laufenberg vs. Minnesota, 10/16/82
316	(23-36)	Frank Stavroff vs. Michigan State, 11/12/66		(22-41)	Trent Green vs. Michigan, 10/19/91
	(19-28)	Tim Clifford at Iowa, 9/8/79	235	(12-24)	Matt LoVecchio at Kentucky, 9/18/04
	(19-31)	Dave Schnell vs. Missouri, 9/26/87		(14-22)	Dave Kramme vs. Illinois, 11/16/85
312	(24-46)	Trent Green at Michigan State, 10/3/92		(24-46)	Kellen Lewis vs. Minnesota, 10/06/07
310	(24-36)	Gibran Hamdan vs. Wisconsin, 10/12/02		(22-41)	Ben Chappell vs. Penn State, 11/20/10
309	(24-48)	Babe Laufenberg vs. Michigan State, 10/30/82	234	(13-38)	Gibran Hamdan at Kentucky, 9/14/02
308	(10-13)	Del Russell vs. Marquette, 1947	232	(20-38)	Lou D'Achille vs. Ohio State, 10/14/50
	(30-54)	Ben Chappell vs. Northwestern, 10/30/10		(16-33)	Richie Badar vs. Oregon State, 11/7/64
307	(19-36)	Blake Powers vs. Nicholls State, 9/10/05		(12-26)	Tim Clifford vs. Michigan, 10/27/79
298	(32-51)	Ben Chappell at Penn State, 11/14/09		(17-27)	Dave Kramme vs. Illinois, 11/15/86
297	(17-35)	Babe Laufenberg at Iowa, 10/10/81	229	(17-20)	Trent Green vs. Kentucky, 9/21/91
	(24-32)	Babe Laufenberg at Wisconsin, 11/6/82		(15-32)	Frank Stavroff vs. Iowa, 10/29/66
295	(16-30)	Steve Bradley vs. Purdue, 11/19/83		(22-36)	Harry Gonso vs. Michigan State, 11/1/69
294	(28-41)	Trent Green at Kentucky, 9/19/92	228	(23-40)	Adam Greenlee vs. Michigan, 10/21/95
291	(15-18)	Terry Jones vs. Utah, 9/27/75		(23-30)	Harry Gonso vs. Kentucky, 9/20/69
290	(18-34)	Antwaan Randle El vs. Michigan, 10/30/99		(24-35)	Babe Laufenberg vs. Syracuse, 9/25/82
	(14-23)	Gibran Hamdan vs. Central Michigan, 9/21/02		(13-21)	Dave Kramme vs. Illinois, 11/7/87
	(26-42)	Kellen Lewis at Purdue, 11/18/06	227	(15-28)	Kellen Lewis at Ball State, 9/9/06
288	(28-45)	Jay Rodgers vs. Kentucky, 9/20/97		(17-34)	Richie Badar vs. Ohio State, 10/3/64
285	(12-21)	Kellen Lewis vs. Indiana State, 9/1/07		(13-32)	Ed McNulty vs. Northwestern, 10/23/71
282	(23-35)	Ted McNulty vs. Texas Christian, 9/23/72		(23-41)	Ben Chappell at Iowa, 10/31/09
279	(23-49)	Steve Bradley at Minnesota, 10/5/84	225	(12-24)	Antwaan Randle El vs. Penn State, 11/17/01
279	(21-35)	Chris Dittoe vs. Penn State, 11/5/94	224	(12-16)	Dave Schnell vs. Rice, 9/12/87
	(26-48)	Ben Chappell at Illinois, 10/23/10	223	(19-32)	Scott Arnett vs. Michigan State, 10/15/77
	(17-35)	Blake Powers vs. Central Michigan, 9/2/05	222	(21-37)	Babe Laufenberg vs. Michigan, 10/2/82
274	(23-37)	Steve Bradley vs. Louisville, 9/14/85		(27-46)	Ben Chappell vs. Iowa, 11/6/10
270	(21-38)	Ben Chappell at Michigan, 9/26/09	221	(13-14)	Harry Gonso vs. Baylor, 9/21/68
266	(17-32)	Matt LoVecchio vs. Kentucky, 9/20/03		(18-31)	Trent Green vs. Notre Dame, 9/7/91
	(23-39)	Ben Chappell vs. Purdue, 11/21/09		(20-40)	Kellen Lewis at Western Michigan, 9/7/07
265	(19-30)	Steve Bradley at Missouri, 9/28/85	219	(21-34)	Ben Chappell vs. Northwestern, 10/25/08
	(9-16)	Trent Green vs. Northwestern, 10/12/91	218	(18-33)	Dave Schnell vs. Tennessee, 1/2/88
	(17-30)	Antwaan Randle El vs. Illinois, 10/2/99		(16-33)	Antwaan Randle El vs. Ohio State, 10/31/98
264	(18-38)	Steve Bradley at Kentucky, 9/17/83	216	(23-39)	Kellen Lewis vs. Purdue, 11/17/07
263	(19-31)	Steve Bradley vs. Iowa, 10/26/84	215	(8-14)	Lou D'Archille vs. Iowa, 10/7/50
	(12-21)	Antwaan Randle El vs. Minnesota, 10/21/00		(13-22)	Richie Badar vs. Michigan State, 10/17/67
	(26-51)	Kellen Lewis vs. Illinois, 9/22/07	214	(9-16)	Antwaan Randle El vs. Cincinnati, 9/23/00
261	(15-26)	Kellen Lewis vs. Michigan State, 10/28/06	213	(12-21)	Dave Kramme vs. Purdue, 11/22/86
260	(21-44)	Steve Bradley vs. Northwestern, 9/24/83	212	(17-34)	Gibran Hamdan at Utah, 9/7/02
258	(18-33)	Trent Green at Purdue, 11/23/91	211	(14-22)	Dave Kramme vs. Navy, 9/20/86
257	(18-28)	Steve Bradley vs. Northwestern, 10/5/85		(19-29)	Trent Green vs. Missouri, 9/26/92
				(13-29)	Matt LoVecchio at Connecticut, 8/30/03

T W E N T Y - E L E V E N
INDIANA FOOTBALL
RECORDS

PASSING, RECEIVING & RUSHING MARKS

210	(18-35)	Trent Green vs. Iowa, 11/9/91
	(22-30)	John Paci vs. Northwestern, 10/22/94
	(16-26)	Gibran Hamdan at Ohio State, 9/28/02
	(20-34)	Ben Chappell vs. Ohio State, 10/3/09
209	(15-17)	Matt LoVecchio at Illinois, 11/6/04
208	(14-27)	Trent Green vs. Miami (Ohio), 9/12/92
207	(16-30)	Chris Dittoe vs. Ohio State, 11/13/95
206	(12-29)	Harry Gonso vs. Wisconsin, 10/25/69
	(20-27)	Chris Dittoe vs. Penn State, 10/24/95
205	(15-33)	Tim Clifford vs. Iowa, 9/13/80
	(23-38)	Steve Bradley vs. Ohio State, 11/5/83
	(16-26)	Trent Green vs. Ohio State, 11/14/92
204	(9-22)	John Paci vs. Minnesota, 10/31/92
	(11-23)	Antwaan Randle El vs. Penn State, 9/25/99
	(13-20)	Matt LoVecchio vs. Northwestern, 10/11/03
	(18-27)	Kellen Lewis at Northwestern, 11/10/07
	(22-43)	Kellen Lewis vs. Oklahoma State, 12/31/07
203	(13-23)	Jay Rodgers vs. Wisconsin, 9/27/97
201	(16-32)	Antwaan Randle El vs. Kentucky, 9/18/99
200	(15-30)	Steve Bradley vs. Wisconsin, 11/2/85
	(15-23)	Dave Schnell vs. Ohio State, 10/10/87

TOTAL OF 300-PLUS YARD GAMES

9	Ben Chappell (Career High: 480 vs. Michigan, 10/2/10)
4	Kellen Lewis (354 vs. Ball State, 11/03/07)
3	Steve Bradley (338 vs. Kentucky, 9/15/84)
	Babe Laufenberg (390 vs. Iowa, 10/9/82)
2	Tim Clifford (345 at Colorado, 9/27/80)
	Gibran Hamdan (335 vs. Iowa, 10/19/02)
	Blake Powers (360 at Iowa, 10/15/05)
	Antwaan Randle El (385 vs. W. Michigan, 9/12/98)
	Jay Rodgers (408 vs. Ball State, 9/13/97)
	Dave Schnell (378 vs. South Carolina, 12/28/88)
1	Trent Green (312 at Michigan State, 10/3/92)
	Bob Hoernschemeyer (345 at Nebraska, 1943)
	John Paci (379 at Penn State, 11/6/93)
	Del Russell (308 vs. Marquette, 1947)
	Frank Stavroff (316 vs. Michigan State, 11/12/66)

TOTAL OF 200-PLUS YARD GAMES

18	Ben Chappell (Career High: 480 vs. Michigan, 10/2/10)
17	Kellen Lewis (354 vs. Ball State, 11/03/07)
16	Steve Bradley (338 vs. Kentucky, 9/15/84)
14	Trent Green (312 at Michigan State, 10/3/92)
13	Antwaan Randle El (385 vs. W. Michigan, 9/12/98)
10	Dave Schnell (378 vs. South Carolina, 12/28/88)
8	Babe Laufenberg (390 vs. Iowa, 10/9/82)
6	Gibran Hamdan (335 vs. Iowa, 10/19/02)
	Matt LoVecchio (266 vs. Kentucky, 9/20/03)
5	Tim Clifford (345 at Colorado, 9/27/80)
	Dave Kramme (235 at Illinois, 11/16/85)
	Blake Powers (360 at Iowa, 10/15/05)
	Jay Rodgers (408 vs. Ball State, 9/13/97)
4	Richie Badar (256 at Iowa, 10/12/63)
	Chris Dittoe (279 vs. Penn State, 11/5/94)
	Harry Gonso (229 at Michigan State, 11/1/69)
	John Paci (379 at Penn State, 11/6/93)
2	Lou D'Achille (232 vs. Ohio State, 10/14/50)
	Ted McNulty (282 vs. TCU, 9/23/72)
	Frank Stavroff (316 vs. Michigan State, 11/12/66)
1	Scott Arnett (223 vs. Michigan State, 10/15/77)
	Adam Greenlee (229 vs. Michigan, 10/21/95)
	Florian Helinski (243 at Northwestern, 11/13/54)
	Bob Hoernschemeyer (345 at Nebraska, 1943)
	Terry Jones (291 vs. Utah, 9/27/75)
	Del Russell (308 vs. Marquette, 1947)

100-PLUS YARD RECEIVING GAMES

285	(12 Rec.)	Thomas Lewis at Penn State, 11/6/93
258	(13)	Tyrone Browning vs. Western Michigan, 9/12/98
256	(5)	Nate Lundy at Colorado, 9/27/80
221	(15)	Tandon Doss vs. Michigan, 10/2/10
203	(12)	James Hardy vs. Iowa, 10/15/05
198	(11)	Courtney Roby vs. Iowa, 10/19/02
197	(6)	Duane Gunn at Iowa, 10/10/81
184	(10)	Glenn Johnson at Utah, 9/7/02
	(7)	Courtney Roby at Kentucky, 9/18/04
183	(10)	Kenny Allen at Missouri, 9/28/85
182	(5)	Rob Turner vs. South Carolina, 12/28/88
178	(8)	Trent Smock at Kentucky, 9/28/74
177	(10)	Bill Couch at Iowa, 10/29/66
	(6)	Thomas Lewis vs. Virginia Tech, 12/31/93
175	(5)	Jade Butcher at Arizona, 10/28/67
	(9)	Glenn Scolnik vs. Texas Christian, 9/23/72
173	(5)	Trent Smock vs. Utah, 9/27/75
163	(8)	Ernie Jones at Kentucky, 9/19/87
157	(7)	James Hardy vs. Wisconsin, 10/1/05
156	(5)	Brad Bomba at Northwestern, 11/13/54
	(6)	Duane Gunn vs. Iowa, 10/9/82
155	(8)	Len Kenebrew at Duke, 9/8/84
	(6)	Versie Gaddis vs. Minnesota, 10/21/00
154	(5)	Jerry Dorsey vs. Michigan, 10/30/99
153	(11)	Keith Calvin vs. Michigan State, 10/15/77
	(4)	Courtney Roby vs. Central Michigan, 9/21/02
	(3)	James Hardy vs. Indiana State, 9/1/07
152	(6)	Tony Buford vs. Minnesota, 10/15/88
151	(9)	James Hardy at Purdue, 11/18/06
150	(7)	Ernie Jones vs. Tennessee, 1/2/88
	(8)	Courtney Roby at Northwestern, 10/9/04
149	(10)	Kenny Allen vs. Louisville, 9/14/85
147	(7)	Jade Butcher vs. Baylor, 9/21/68
	(16)	Jason Spear vs. Purdue, 11/22/97
	(2)	Mike Friede vs. Minnesota, 11/4/78
144	(2)	Keith Calvin vs. Iowa, 11/5/77
142	(7)	James Hardy vs. Penn State, 10/20/07
	(14)	Keith Calvin vs. LSU, 9/17/77
141	(7)	Duane Gunn vs. Purdue, 11/19/83
140	(5)	O.J. Conner vs. Ball State, 9/13/97
	(6)	Bill Malinchak vs. Purdue, 1/20/65
137	(6)	Damarlo Belcher at Western Kentucky, 9/18/10
135	(10)	Richard Deranek vs. Marquette, 11/15/47
134	(4)	Jade Butcher vs. Wisconsin, 11/2/68
	(6)	Rob Turner vs. Ohio State, 10/13/90
	(4)	Ray Fisher vs. Ball State, 11/3/07
	(6)	Bill Malinchak vs. Texas, 10/2/65
	(8)	Ernie Jones vs. Illinois, 11/7/87
133	(8)	Dorian Wilkerson vs. Ball State, 9/13/97
	(7)	Tandon Doss vs. Illinois, 10/17/09
	(12)	Trent Smock vs. Minnesota, 10/12/74
	(6)	Thomas Lewis vs. Kentucky, 9/19/92
	(7)	Ernie Jones vs. Purdue, 11/17/84
128	(7)	Jade Butcher vs. Michigan State, 11/1/69
127	(10)	Glenn Scolnik vs. Illinois, 11/11/72
	(8)	Ernie Jones vs. Wisconsin, 11/1/86
	(5)	Jerry Dorsey vs. Cincinnati, 9/23/00
125	(3)	Tandon Doss vs. Eastern Kentucky, 9/3/09
	(8)	Ernie Jones vs. Minnesota, 10/16/87
124	(8)	Eric Matthews vs. Western Michigan, 9/9/95
	(6)	Keith Calvin vs. Nebraska, 9/18/76
	(8)	Lonnie Johnson vs. Iowa, 9/8/79
	(5)	Thomas Lewis vs. Northwestern, 10/12/91
	(5)	Thomas Lewis vs. Minnesota, 10/2/93
	(5)	Ajamu Stoner vs. Illinois, 10/7/95
	(8)	Courtney Roby at Illinois, 10/26/02

T W E N T Y - E L E V E N
INDIANA FOOTBALL
 RECORDS

PASSING, RECEIVING & RUSHING MARKS

122	(8)	James Hardy vs. Nicholls State, 9/10/05
121	(4)	John McDonnell vs. Purdue, 10/23/48
	(6)	James Hardy at Michigan State, 10/13/07
	(6)	Terrance Turner vs. Akron, 9/25/10
	(6)	Damarlo Belcher vs. Arkansas State, 10/16/10
120	(6)	Bill Malinchak vs. Michigan State, 10/17/64
	(7)	Raymond Terry vs. Michigan State, 11/12/66
	(6)	Ernie Jones vs. Rice, 9/12/87
	(6)	Ernie Jones vs. Missouri, 9/26/87
	(10)	Eddie Baety vs. Michigan State, 10/3/92
119	(7)	Mike Friede vs. Purdue, 11/25/78
	(7)	Duane Gunn vs. Kentucky, 9/17/83
118	(4)	Duane Gunn vs. Minnesota, 10/16/82
	(10)	James Hardy vs. Illinois, 10/8/05
117	(5)	Jade Butcher vs. Kansas, 9/30/67
	(3)	Versie Gaddis vs. Ball State, 9/4/99
116	(6)	Ernie Jones vs. Iowa, 10/31/87
	(8)	James Hardy vs. Ball State, 11/03/07
115	(6)	Kenny Allen vs. Northwestern, 10/5/85
	(2)	Scott McGowan vs. Northwestern, 10/12/91
	(5)	James Hardy at Minnesota, 11/4/06
114	(2)	Bob Robertson vs. Iowa, 10/7/50
	(5)	Jade Butcher vs. Iowa, 10/14/67
	(6)	Len Kenebrew vs. Northwestern, 9/22/84
	(8)	Dorian Wilkerson vs. Toledo, 9/7/96
113	(9)	Bill Malinchak vs. Purdue, 11/30/63
	(8)	Charles Byrnes vs. Wisconsin, 10/9/71
	(4)	Eddie Thomas vs. Northwestern, 10/7/89
	(5)	Scott McGowan vs. Kentucky, 9/21/91
	(7)	James Hardy at Iowa, 9/29/07
112	(6)	Ernie Jones vs. Wisconsin, 10/20/84
	(10)	Mitchell Evans vs. Purdue, 11/21/09
111	(8)	Levron Williams vs. Purdue, 11/20/99
110	(5)	Clifton Anderson vs. Iowa, 11/13/54
	(7)	Len Kenebrew vs. Ohio State, 11/5/83
	(4)	Rob Turner vs. Missouri, 9/22/90
109	(8)	John Andrews vs. Kentucky, 9/20/69
	(5)	Trent Smock vs. Northwestern, 11/10/73
108	(5)	Jade Butcher vs. Illinois, 10/5/68
	(10)	Dave Lilja vs. Navy, 9/21/85
	(4)	Rob Turner vs. Purdue, 11/21/88
	(8)	Thomas Lewis vs. Kentucky, 9/21/91
	(4)	Versie Gaddis vs. North Carolina State, 9/9/00
107	(6)	Clifton Anderson vs. Wisconsin, 10/29/49
	(3)	Dave Whitsell vs. Iowa, 10/12/57
	(5)	James Hardy vs. Central Michigan, 9/2/05
	(5)	Jahkeen Gilmore vs. Nicholls State, 9/10/05
	(7)	James Hardy at Northwestern, 11/10/07
	(8)	Tandon Doss vs. Northwestern, 10/25/08
106	(4)	Rob Turner vs. Wisconsin, 11/4/90
	(6)	Scott McGowan vs. Michigan State, 10/3/92
	(9)	Ray Fisher vs. Minnesota, 10/6/07
105	(9)	Brad Bomba vs. Northwestern, 10/27/56
	(3)	Duane Gunn vs. Syracuse, 9/26/81
	(8)	Jason Spear vs. Kentucky, 9/20/97
	(5)	Levron Williams vs. Ohio State, 10/31/98
104	(4)	Thomas Lewis vs. Ohio State, 11/13/93
	(4)	Jerry Dorsey vs. Iowa, 10/23/99
	(8)	James Hardy vs. Iowa, 10/14/06
	(5)	Tandon Doss at Michigan, 9/26/09
103	(6)	Len Kenebrew vs. Michigan State, 10/13/84
	(10)	Eddie Baety vs. Penn State, 11/5/94
	(6)	Glenn Johnson vs. Michigan State, 11/9/02
	(4)	Andrew Means vs. Ball State, 9/20/08
	(8)	Tandon Doss vs. Arkansas State, 10/16/10
102	(6)	Bill Malinchak vs. Iowa, 10/12/63
	(6)	Thomas Lewis vs. Wisconsin, 9/25/93
	(8)	Ajamu Stoner at Northwestern, 9/30/95

101	(8)	Eddie Thomas vs. Michigan State, 10/5/87
	(5)	Courtney Roby at Kentucky, 9/14/02
100	(7)	Bill Couch vs. Ohio State, 11/5/66
	(10)	Terrance Turner at Purdue, 11/27/10

TOTAL OF 100-PLUS YARD GAMES

14	James Hardy (Career High: 203 at Iowa, 10/8/05)
10	Ernie Jones (163 at Kentucky, 9/19/87)
8	Thomas Lewis (285 at Penn State, 11/6/93)
7	Jade Butcher (175 at Arizona, 10/28/67)
6	Duane Gunn (197 at Iowa, 10/10/81)
	Courtney Roby (198 vs. Iowa, 10/19/02)
	Tandon Doss (221 vs. Michigan, 10/2/10)
	Bill Malinchak (137 vs. Purdue, 11/20/65)
	Rob Turner (182 vs. South Carolina, 12/28/88)
4	Keith Calvin (153 vs. Michigan State, 10/15/77)
	Len Kenebrew (155 at Duke, 9/8/84)
	Trent Smock (178 at Kentucky, 9/28/74)
3	Kenny Allen (183 at Missouri, 9/28/85)
	Jerry Dorsey (154 vs. Michigan, 10/30/99)
	Versie Gaddis (155 vs. Ball State, 10/21/00)
	Scott McGowan (115 vs. Northwestern, 10/12/91)
2	Clifton Anderson (110 vs. Iowa, 10/23/54)
	Eddie Baety (120 at Michigan State, 10/3/92)
	Brad Bomba (156 at Northwestern, 11/13/54)
	Bill Couch (177 at Iowa, 10/29/66)
	Ray Fisher (134 vs. Ball State, 11/3/07)
	Mike Friede (144 vs. Minnesota, 11/4/78)
	Glenn Johnson (184 at Utah, 9/7/02)
	Glenn Scolnik (175 vs. TCU, 9/23/72)
	Jason Spear (147 vs. Purdue, 11/22/97)
	Ajamu Stoner (123 vs. Illinois, 10/7/95)
	Eddie Thomas (113 vs. Northwestern, 10/7/89)
	Dorian Wilkerson (130 vs. Ball State, 9/13/97)
	Levron Williams (111 vs. Purdue, 11/20/99)
	Damarlo Belcher (135 at Western Kentucky, 9/18/10)
	Terrance Turner (121 vs. Akron, 9/25/10)
1	17 Players, Last: Mitchell Evans (112 vs. Purdue, 11/21/09)

100-PLUS YARD RUSHING GAMES

377	(52 Rushes)	Anthony Thompson at Wisconsin, 11/11/89
280	(20)	Levron Williams at Wisconsin, 10/6/01
265	(33)	Vaughn Dunbar at Missouri, 9/28/91
251	(26)	Levron Williams at Michigan State, 11/10/01
245	(31)	Alex Smith at Purdue, 11/19/94
241	(22)	Levron Williams vs. Northwestern, 10/9/99
240	(42)	Brett Law vs. Missouri, 9/26/92
237	(37)	Lonnie Johnson vs. Illinois, 11/15/80
232	(43)	Alex Smith at Iowa, 10/8/94
221	(19)	Alex Smith at Kentucky, 9/17/94
220	(36)	Lonnie Johnson at Purdue, 11/22/80
216	(43)	Anthony Thompson vs. Minnesota, 10/21/89
211	(34)	Courtney Snyder vs. Purdue, 11/22/75
	(32)	Lonnie Johnson vs. Duke, 10/4/80
210	(34)	Ric Enis vs. Minnesota, 10/29/77
	(27)	Antwaan Randle El vs. Minnesota, 10/21/00
209	(29)	Darrick Burnett vs. Miami (Ohio), 9/24/77
	(41)	Alex Smith vs. Southern Mississippi, 9/23/95
	(32)	Antwaan Randle El at Illinois, 11/4/00
208	(24)	Ric Enis vs. North Carolina State, 10/2/76
207	(39)	Anthony Thompson vs. Wisconsin, 11/1/86
205	(38)	Vaughn Dunbar at Wisconsin, 10/26/91
203	(42)	BenJarvus Green-Ellis at Penn State, 11/15/03
199	(48)	Sean Glover at Iowa, 10/14/95
	(18)	Kellen Lewis vs. Akron, 9/15/07
195	(43)	Darrick Burnett vs. Purdue, 11/19/77
194	(31)	Courtney Snyder at Wisconsin, 11/15/75

T W E N T Y - E L E V E N
INDIANA FOOTBALL
RECORDS

PASSING, RECEIVING & RUSHING MARKS

191	(27)	Mike Harkrader at Iowa, 10/16/76	143	(32)	Courtney Snyder vs. Illinois, 9/14/74
	(33)	Alex Smith vs. Miami (Ohio), 9/10/94		(24)	Ric Enis vs. Michigan State, 10/15/77
190	(32)	Anthony Thompson vs. Ohio State, 10/8/88		(26)	Antwaan Randle El vs. Minnesota, 11/14/98
188	(30)	Vaughn Dunbar vs. Ohio State, 10/13/90	142	(25)	Kenneth St. Pierre vs. Purdue, 11/20/71
187	(26)	Gene Gedman vs. Pittsburgh, 10/6/51		(19)	Darius Willis vs. Purdue, 11/21/09
	(23)	Anthony Thompson at Rice, 9/10/88	141	(30)	Michael Krivoshia vs. Minnesota, 10/8/66
	(19)	Antwaan Randle El vs. Iowa, 9/30/00		(24)	Antwaan Randle El at Penn State, 11/17/01
185	(18)	Bob Robertson vs. Notre Dame, 10/21/50	140	(21)	John Isenbarger vs. Iowa, 11/8/69
	(9)	Kellen Lewis vs. Western Kentucky, 8/30/08		(26)	Anthony Thompson vs. South Carolina, 12/28/88
184	(35)	John Isenbarger vs. Minnesota, 10/11/69		(27)	Brett Law vs. Iowa, 10/9/93
183	(44)	Alex Smith vs. Michigan State, 11/11/95		(19)	Marcus Thigpen vs. Purdue, 11/17/07
182	(38)	Anthony Thompson at Illinois, 11/18/89	139	(26)	Gene Gedman vs. Iowa, 10/4/52
179	(22)	Mike Harkrader vs. Northwestern, 10/9/76		(36)	Anthony Thompson vs. Minnesota, 10/15/88
178	(33)	Anthony Thompson vs. Northwestern, 10/7/89	138	(24)	Tom Nowatzke at Minnesota, 11/2/63
177	(34)	Anthony Thompson at Ohio State, 10/14/89	137	(30)	Harry Jagade at Purdue, 11/25/44
176	(26)	Alex Smith at Toledo, 9/7/96		(27)	Gene Gedman at Minnesota, 11/10/51
	(17)	Chris Taylor vs. Kentucky, 9/17/05		(25)	Vaughn Dunbar vs. Iowa, 11/9/91
174	(34)	Courtney Snyder vs. Minnesota, 9/13/75	136	(15)	Joseph Maroon vs. Marquette, 10/15/60
171	(15)	Ted Smith vs. West Virginia, 10/4/58		(29)	John Isenbarger vs. Iowa, 10/12/68
	(24)	Hank Pogue vs. Illinois, 10/18/69		(31)	Ken Starling vs. Illinois, 9/15/73
170	(22)	Anthony Thompson vs. Northwestern, 10/3/87		(23)	Damon Sweazy at Northwestern, 10/4/86
169	(34)	Courtney Snyder at Northwestern, 11/9/74		(33)	Alex Smith vs. Illinois, 9/28/96
168	(47)	Anthony Thompson vs. Iowa, 10/29/88		(25)	BenJarvus Green-Ellis vs. Northwestern, 10/11/03
	(15)	Levron Williams vs. North Carolina, 9/11/99	135	(22)	Bobby Howard vs. Michigan State, 11/9/85
167	(25)	Anthony Thompson at Purdue, 11/21/88		(20)	Levron Williams vs. Penn State, 10/28/00
	(17)	Jermaine Chaney at Kentucky, 9/17/94	134	(27)	Tom Nowatzke vs. Oregon State, 11/9/63
166	(39)	Anthony Thompson vs. Kentucky, 9/17/88		(27)	Mike Harkrader vs. Wisconsin, 11/13/76
165	(30)	John Isenbarger vs. Purdue, 11/22/69		(40)	Alex Smith vs. Miami (Ohio), 9/14/96
164	(27)	Mike Harkrader vs. Illinois, 10/28/78		(21)	Antwaan Randle El vs. Michigan State, 10/10/98
	(31)	Alex Smith at Purdue, 11/23/96		(20)	Levron Williams vs. Minnesota, 10/21/00
	(38)	De'Wayne Hogan vs. Illinois, 11/1/97		(17)	Demetrius McCray vs. Western Michigan, 9/12/09
163	(32)	Yamar Washington at Kentucky, 9/14/02	133	(8)	Richard Deranek vs. Cornell (Iowa), 11/3/45
162	(31)	Mike Harkrader vs. Northwestern, 10/14/78		(34)	Vic Jones at Michigan, 11/15/58
161	(32)	Vaughn Dunbar vs. Wisconsin, 11/10/90	132	(22)	Darrick Burnett vs. LSU, 9/17/77
	(33)	Vaughn Dunbar at Notre Dame, 9/7/91		(23)	Mike Harkrader vs. Minnesota, 11/3/79
	(21)	Levron Williams at Illinois, 11/4/00		(18)	Chris Taylor vs. Illinois, 10/8/05
160	(34)	Ken Starling vs. Northwestern, 11/10/73	131	(20)	Jim Allerdice vs. Wabash, 10/2/43
	(28)	Courtney Snyder vs. Minnesota, 10/12/74		(31)	Anthony Thompson vs. Purdue, 11/22/86
	(22)	Lonnie Johnson at Northwestern, 10/25/80		(17)	Levron Williams vs. Iowa, 9/30/00
	(30)	Anthony Thompson at Minnesota, 10/16/87	130	(22)	Milt Campbell vs. Villanova, 10/15/55
159	(18)	John Isenbarger vs. Illinois, 10/5/68		(31)	John Isenbarger vs. Northwestern, 11/15/69
	(25)	Orlando Brown at Minnesota, 10/16/82		(28)	Ken Starling vs. Minnesota, 9/16/72
158	(22)	Bob Pernell vs. Baylor, 9/21/68		(17)	Courtney Snyder vs. Michigan State, 11/17/73
157	(25)	Anthony Thompson vs. Missouri, 9/16/89		(30)	Alex Smith vs. Penn State, 10/26/96
	(37)	Antwaan Randle El vs. Illinois, 10/2/99		(26)	Levron Williams vs. Northwestern, 11/3/01
156	(24)	Antwaan Randle El vs. Wisconsin, 11/11/00		(31)	Yamar Washington at Northwestern, 11/2/02
155	(15)	Terry Cole vs. Purdue, 11/25/67	129	(18)	Eugene White at Fort Knox, 11/28/42
	(33)	Alex Smith at Kentucky, 9/21/96		(21)	Mike Harkrader vs. Iowa, 11/11/78
	(35)	BenJarvus Green-Ellis vs. Purdue, 11/22/03		(33)	Anthony Thompson vs. Missouri, 9/24/88
153	(22)	Anthony Thompson at Northwestern, 10/11/88		(21)	Levron Williams at Penn State, 11/17/01
	(35)	Vaughn Dunbar vs. Minnesota, 11/2/91		(26)	Yamar Washington vs. Central Michigan, 9/21/02
	(29)	Vaughn Dunbar vs. Purdue, 11/23/91	128	(21)	Brian Lewis vs. Northwestern, 10/11/03
152	(25)	John Isenbarger at Michigan State, 11/1/69	127	(22)	Harry Gonso vs. Wisconsin, 11/4/67
	(23)	Alex Smith vs. Cincinnati, 9/3/94		(28)	Anthony Thompson vs. Florida State, 12/31/86
	(16)	Darius Willis at Michigan, 9/26/09		(26)	Antwaan Randle El at Iowa, 10/20/01
149	(35)	Ric Enis at Illinois, 10/22/77	126	(19)	John Isenbarger vs. Kentucky, 9/20/69
	(21)	Antwaan Randle El at Michigan State, 11/10/01		(31)	Courtney Snyder vs. Purdue, 11/23/74
148	(29)	Ric Enis at Ohio State, 11/1/75		(35)	Anthony Thompson vs. Michigan State, 11/8/86
	(19)	Vaughn Dunbar vs. Northwestern, 10/12/91		(34)	Anthony Thompson vs. Ohio State, 10/10/87
147	(30)	Kenneth St. Pierre vs. Kentucky, 9/18/71	125	(12)	Vaughn Dunbar vs. Missouri, 9/22/90
	(39)	Vaughn Dunbar vs. Kentucky, 9/21/91		(28)	Courtney Snyder vs. Michigan State, 11/16/74
146	(14)	Rick Thompson vs. Baylor, 9/21/68		(28)	Vaughn Dunbar vs. Ohio State, 11/16/91
	(30)	Mike Harkrader vs. Northwestern, 10/20/79	124	(20)	Tom Nowatzke vs. Purdue, 11/30/63
	(27)	Vaughn Dunbar vs. Illinois, 11/17/90		(34)	De'Wayne Hogan vs. Wisconsin, 9/27/97
	(28)	Frankie Franklin vs. Iowa, 10/17/98	123	(24)	John Isenbarger vs. Arizona, 10/26/68
145	(15)	Ken Starling vs. Illinois, 11/6/71		(20)	John Isenbarger vs. Illinois, 10/18/69
	(43)	Anthony Thompson vs. Illinois, 11/7/88		(25)	Ken Starling vs. at Iowa, 11/13/71
144	(24)	Levron Williams at Iowa, 10/20/01		(30)	Mike Harkrader vs. Wisconsin, 10/6/79
				(27)	Sean Glover vs. Penn State, 10/28/95
				(16)	Levron Williams vs. Minnesota, 11/13/99

T W E N T Y - E L E V E N
INDIANA FOOTBALL
RECORDS

PASSING, RECEIVING & RUSHING MARKS

122	(29)	Bobby Howard at Wisconsin, 11/2/85
121	(30)	Courtney Snyder vs. Ohio State, 10/12/74
	(28)	Courtney Snyder vs. Wisconsin, 10/19/74
	(25)	Brian Lewis vs. Iowa, 10/19/02
120	(19)	John Bartkiewicz vs. Ohio, 10/29/55
	(29)	Jason Spear at North Carolina, 9/6/97
119	(22)	Harry Gonso vs. Iowa, 10/14/67
	(11)	Levron Williams vs. Cincinnati, 9/23/00
118	(23)	Anthony Thompson vs. Toledo, 9/30/89
	(22)	Antwaan Randle El vs. Ball State, 9/4/99
117	(28)	Darrick Burnett vs. Washington, 9/23/78
	(18)	Mike Harkrader vs. Ohio State, 10/18/80
	(31)	Orlando Brown vs. Syracuse, 9/25/82
	(24)	Anthony Thompson vs. Kentucky, 9/9/89
116	(34)	Vaughn Dunbar vs. Michigan, 10/19/91
	(15)	Levron Williams vs. Utah, 9/22/01
	(17)	Brian Lewis vs. Kentucky, 9/20/03
115	(25)	Harry Gonso vs. Kentucky, 9/23/67
	(17)	Bob Pernell at Purdue, 11/23/68
	(22)	Anthony D'Orazio at Nebraska, 10/1/77
	(20)	Antwaan Randle El vs. Kentucky, 9/18/99
	(23)	BenJarvus Green-Ellis at Kentucky, 9/18/04
114	(17)	Bobby Howard at Purdue, 11/17/84
	(21)	Alex Smith vs. Kentucky, 9/16/95
113	(25)	Pete Pihos at Pittsburgh, 11/17/45
	(32)	Mike Harkrader vs. Minnesota, 11/4/78
	(29)	Anthony Thompson vs. Illinois, 11/15/86
	(21)	Emmett Pride vs. Miami (Ohio), 9/12/92
	(18)	Antwaan Randle El vs. Cincinnati, 9/26/98
	(9)	Marcus Thigpen vs. Michigan State, 9/27/08
112	(17)	Bob Pernell at Kansas 9/28/68
	(18)	Vaughn Dunbar vs. Michigan, 10/27/90
	(20)	Antwaan Randle El vs. Purdue, 11/18/00
111	(18)	Mike Harkrader vs. Michigan State, 11/6/76
	(21)	Bobby Howard at Missouri, 9/28/85
	(23)	Michael Batts vs. Wisconsin, 10/24/92
110	(18)	John Isenbarger vs. Minnesota, 11/18/67
	(22)	Ric Enis at Iowa, 11/5/77
	(18)	Orlando Brown vs. Northwestern, 9/11/82
	(26)	Antwaan Randle El vs. Michigan, 10/24/98
	(22)	BenJarvus Green-Ellis vs. Minnesota, 10/30/04
109	(13)	Jason Yore at Notre Dame, 10/5/56
	(31)	Kenneth St. Pierre at Syracuse, 10/7/72
	(25)	Ric Enis vs. Wisconsin, 11/13/76
	(19)	Timothy Hines vs. Purdue, 11/21/81
	(31)	Jermaine Chaney at Minnesota, 10/2/93
	(6)	Marcus Thigpen vs. Central Michigan, 11/1/08
108	(23)	Orlando Brown at Northwestern, 9/22/84
	(20)	Yamar Washington vs. Central Michigan, 9/2/05
107	(18)	Robert Fee vs. Marquette, 11/3/56
	(23)	Kenneth St. Pierre at Iowa, 11/13/71
	(20)	BenJarvus Green-Ellis vs. Indiana State, 9/13/03
106	(22)	Ric Enis at Nebraska, 10/1/77
	(28)	Vaughn Dunbar vs. Baylor, 12/31/91
105	(11)	Jerrold Ellis at Northwestern, 10/25/52
	(10)	Trent Walters vs. Cincinnati, 10/26/63
	(28)	Ken Starling vs. Wisconsin, 10/9/71
	(23)	Ken Starling at Illinois, 11/11/72
	(25)	Anthony Thompson vs. Rice, 9/12/87
	(30)	Vaughn Dunbar vs. Purdue, 11/24/90
	(17)	Marcus Floyd at Cincinnati, 9/26/98
104	(23)	Bobby Howard vs. Minnesota, 10/19/85
	(20)	Marcus Thigpen vs. Michigan State, 10/28/06
103	(21)	Bob Robertson vs. Pittsburgh, 10/6/51
	(24)	Anthony Thompson vs. Illinois, 11/7/87
	(26)	Jason Spear at Michigan State, 11/9/96
	(10)	Kellen Lewis at Purdue, 11/18/06
	(14)	Darius Willis at Northwestern, 10/24/09
	(11)	Nick Turner at Wisconsin, 11/13/10


102	(8)	George Taliaferro at Iowa, 10/20/45
	(19)	John Jackson vs. Marquette, 10/10/59
	(17)	John Isenbarger vs. Kansas, 9/28/68
	(17)	Mike Harkrader vs. Northwestern, 10/25/80
	(14)	Antwaan Randle El at Wisconsin, 10/6/01
	(21)	Chris Taylor at Northwestern, 11/2/02
	(14)	Darius Willis vs. Towson, 9/2/10
	(19)	Trea Burgess vs. Arkansas State, 10/16/10
101	(18)	George Taliaferro vs. Purdue, 11/24/45
	(28)	Marv Woodson at Ohio State, 11/13/62
	(30)	Tom Nowatzke vs. Iowa, 10/10/64
	(18)	John Isenbarger vs. Michigan, 10/21/67
	(25)	Al Christy at Northwestern, 9/12/81
	(9)	Steve Bradley vs. Louisville, 9/14/85
	(16)	Brian Lewis vs. Central Michigan, 9/21/02
100	(17)	Richard Olson at Purdue, 11/25/50
	(17)	William Dozier vs. Michigan State, 11/17/51
	(11)	John Bartkiewicz vs. Purdue, 11/21/53
	(15)	Marv Woodson at Kansas State, 9/23/61
	(17)	Michael Batts vs. Kentucky, 9/18/93
	(19)	Alex Smith vs. Michigan State, 10/29/94
	(5)	Chris Gall at Kentucky, 9/19/98
	(9)	Josiah Sears vs. Wisconsin, 9/30/06
	(7)	Marcus Thigpen vs. Murray State, 9/6/08

TOTAL OF 100-PLUS YARD GAMES

28	Anthony Thompson (Career High: 377 at Wisconsin, 11/11/89)
17	Vaughn Dunbar (265 at Missouri, 9/28/91)
16	Antwaan Randle El (210 vs. Minnesota, 10/21/00)
	Alex Smith (245 at Purdue, 11/19/94)
14	Levron Williams (280 at Wisconsin, 10/6/01)
13	Mike Harkrader (191 at Iowa, 10/16/76)
	John Isenbarger (184 vs. Minnesota, 10/11/69)
11	Courtney Snyder (211 vs. Purdue, 11/22/75)
8	Ric Enis (210 vs. Minnesota, 10/29/77)
7	Ken Starling (160 vs. Northwestern, 11/10/73)
6	BenJarvus Green-Ellis (203 at Penn State, 11/15/03)
5	Bobby Howard (135 vs. Michigan State, 11/9/85)
5	Marcus Thigpen (140 vs. Purdue, 11/17/07)
4	Orlando Brown (159 at Minnesota, 10/16/82)
	Darrick Burnett (209 vs. Miami (Ohio), 9/24/77)
	Lonnie Johnson (237 vs. Illinois, 11/15/80)
	Brian Lewis (128 vs. Northwestern, 10/11/03)
	Tom Nowatzke (138 at Minnesota, 11/2/63)
	Ken St. Pierre (147 vs. Kentucky, 9/18/71)
	Yamar Washington (163 at Kentucky, 9/14/02)
	Darius Willis (152 at Michigan, 9/26/09)
3	Gene Gedman (187 vs. Pittsburgh, 10/6/51)
	Harry Gonso (127 vs. Wisconsin, 11/4/67)
	Bob Pernell (158 vs. Baylor, 9/21/68)
	Kellen Lewis (199 vs. Akron, 9/15/07)
	Chris Taylor (176 vs. Illinois, 10/8/05)
2	John Bartkiewicz (120 vs. Ohio, 10/29/55)
	Michael Batts (111 vs. Wisconsin, 10/24/92)
	Jermaine Chaney (167 at Kentucky, 9/17/94)
	Sean Glover (199 at Iowa, 10/14/95)
	De'Wayne Hogan (164 vs. Illinois, 11/1/97)
	Brett Law (240 vs. Missouri, 9/26/92)
	Bob Robertson (185 vs. Notre Dame, 10/21/50)
	Jason Spear (120 at North Carolina, 9/6/97)
	George Taliaferro (102 at Iowa, 11/24/45)
	Marv Woodson (101 at Ohio State, 11/10/62)
1	33 Players, Last: Nick Turner (103 at Wisconsin, 11/13/10)

- Current players in bold

COLLEGE HALL OF FAMERS



ANTHONY THOMPSON

RUNNING BACK: 1986-89
2007 INDUCTEE

Former Indiana running back Anthony Thompson, who starred for the Hoosiers from 1986-89, earned first team All-America recognition following both his junior and senior seasons. A two-time Big Ten rushing champion, he captured the NCAA rushing and scoring titles during his senior campaign and was named the Walter Camp Foundation's Player of the Year, the AFCA "Coaches Choice" Player of the Year, won the Maxwell Award as the nation's finest college football player and finished second in the 1989 Heisman Trophy voting. Thompson finished his career with 5,299 rushing yards, including 377 yards in a game at Wisconsin in 1989. The Terre Haute, Ind., native held the Division I record for career touchdowns with 65 until the 1998 season, when it was broken by Texas' Ricky Williams. Thompson was enshrined into the College Football Hall of Fame in 2007.



GEORGE TALIAFERRO

HALFBACK: 1945, 1947-48
1981 INDUCTEE

A first-team All-America selection in 1948, George Taliaferro may best be known as the first African-American to be drafted by a National Football League team. In addition to his All-America recognition as a senior, Taliaferro was a two-time second-team All-America pick and helped lead the Hoosiers to their first Big Ten championship in 1945. After a successful four-year career at Indiana, Taliaferro played in the NFL from 1948-55 for the Los Angeles Dons, New York Yankees, Dallas Cowboys, Baltimore Colts and Philadelphia Eagles. He was enshrined into the College Football Hall of Fame in 1981.



PETE PIHOS

END/FB: 1942-43, 1945-47
1966 INDUCTEE

After earning All-America honors as both an end and fullback, Pete Pihos became the second Indiana University football product to be enshrined into the College Football Hall of Fame when he was inducted in 1966. After helping Indiana set national records on offense in 1943, he returned from a stint in the Army to lead the Hoosiers in scoring during their Big Ten Championship season of 1945. One year later, Pihos was named the team's Most Valuable Player while shattering previous IU records for touchdowns, total points and receptions. After college, Pihos was drafted by the Philadelphia Eagles where he played from 1947-55. An integral member of the Eagles' 1948 and 1949 championship teams, Pihos enjoyed a career that included six trips to the Pro Bowl and three straight years leading the NFL in receptions. In 1970, he was inducted into the Professional Football Hall of Fame in Canton, Ohio.



JOHN TAVENER

CENTER: 1941-44
1990 INDUCTEE


A four-year letterman and a two-year captain at Indiana, John Tavener was named to six different All-America teams following his senior season in 1944. An extremely versatile player, Tavener called the offensive signals at center, excelled on defense and kicked extra points. He would earn IU Most Valuable Player honors in 1943 and 1944. Tavener was drafted by the Chicago Cardinals in 1944 and played for the Miami Seahawks in 1946 but retired after one season and pursued a banking career in Ohio. After retiring from the business in 1986 he became a volunteer assistant coach at Denison University in Granville, Ohio. Tavener was enshrined into the College Football Hall of Fame in 1990.



ZORA CLEVINGER

HALFBACK: 1900-03
1968 INDUCTEE

As a member of Indiana's first Big Ten team, Zora G. Clevenger played for the Hoosiers from 1900-03 and served as team captain. He earned All-America honors at center during his senior season. Upon graduating from Indiana he took to coaching and, in 1914, brought the University of Tennessee its first undefeated season. The designer of the Straight-T formation, Clevenger built the Volunteers into a national powerhouse. After retiring from coaching, Clevenger served as athletic director at Missouri and Kansas State before returning to Indiana to work as its athletic director for 23 years. A founder of the annual East-West Shrine Game, Clevenger retired in 1946 and was enshrined into the College Football Hall of Fame in 1968.




ALVIN "BO" MCMILLIN

COACH: 1934-47
1951 INDUCTEE

Alvin "Bo" McMillin was responsible for leading the Hoosiers to their first-ever football Big Ten championship. Enshrined into the College Football Hall of Fame in 1951, McMillin coached the Hoosiers for 14 years (1934-47) and compiled a record of 63-48-11. In 1945, he led Indiana to its only undefeated season and its first Big Ten championship. Following the 1945 campaign he earned Man of the Year and Coach of the Year honors from the Football Writers Association and the Football Coaches Association, respectively. He earned his ticket to the Hall of Fame following his playing career at Centre College in Kentucky (1917, '19-21). McMillin returned to the football field and went on to coach at Centenary, Geneva, Kansas State and Indiana. He compiled a record of 146-77-13 in 26 seasons.


BIG TEN MVPs



ANTWANN RANDLE EL

QUARTERBACK
2001 MVP


Arguably college football's most exciting player went into the NCAA record books as one of the sport's most successful dual-threat quarterbacks. Randle El finished sixth in the Heisman Trophy balloting, won the *Chicago Tribune's* Silver Football award as the Big Ten's Most Valuable Player, and he was the Big Ten's Offensive Player of the Year as selected by Big Ten media and coaches in his final season. Randle El rushed for more yards (3,895) than any quarterback in NCAA Division I-A history upon the conclusion of his career. In 44 career games, he passed for 7,469 yards and 42 touchdowns and also rushed for 44 scores to become the first Division I-A player to reach the 40-40 mark. He was a second-round selection of the Pittsburgh Steelers in 2002 and threw a touchdown pass to Hines Ward in Super Bowl XL. Randle El signed a free-agent contract with the Washington Redskins in 2006 and stayed in Washington until he re-signed with Pittsburgh in March 2010.



ANTHONY THOMPSON

RUNNING BACK
1988, 1989 MVP

One of the finest running backs in the history of college football, Anthony Thompson earned first team All-America recognition following both his junior and senior seasons in 1988 and 1989. A native of Terre Haute, Ind., he shattered almost every Indiana rushing record imaginable and set multiple Big Ten and NCAA marks. Thompson finished his career with 5,299 rushing yards, including 377 yards in a game at Wisconsin in 1989.



TIM CLIFFORD

QUARTERBACK
1979 MVP

Tim Clifford won the 1979 Big Ten Most Valuable Player honor after leading Indiana to an 8-4 record, a solid fourth-place finish in the Big Ten, final national poll rankings in the top 20 and the school's first-ever bowl win, an exciting 38-37 triumph over BYU in the Holiday Bowl. Clifford completed nearly 56 percent of his passes for 2,078 yards and 13 touchdowns. In his career, he ranks among the Hoosiers' top 10 in passing yardage (sixth, 4,338), attempts (sixth, 631), and completions (seventh, 333). Clifford was a two-sport athlete who also lettered in baseball.



CORBY DAVIS

FULLBACK
1937 MVP

The first pick overall in the 1938 National Football League draft, Corby Davis earned first team All-America honors and was voted as the Big Ten's Most Valuable Player by the *Chicago Tribune* in 1937. Although he was forced to participate in World War II, Davis did spend four successful seasons with the Cleveland Browns before retiring in 1942.



VERN HUFFMAN

QUARTERBACK
1936 MVP

A football and basketball standout at Indiana, Vern Huffman was IU's first All-America quarterback. A second team All-America selection and the Big Ten's Most Valuable Player in 1936, Huffman is the only player in the history of Indiana University to earn All-America honors in football and basketball. IU's Balfour Award winner for football following his senior season, Huffman played professional football for the Detroit Lions.

ALL-AMERICANS

JAMES HARDY - 2007 SECOND TEAM

James Hardy, the top receiver in Indiana football history, became IU's first All-America receiver in 20 years when he picked up second team honors from the Walter Camp Foundation and third team laurels from the Associated Press. Hardy, a Biletnikoff Award semifinalist, set a new school record with 16 touchdowns in 2007 and finished his career with an IU-record 36 TD grabs. He wrapped up his tenure in Bloomington as the school's all-time leader in catches, yards and TDs before being drafted in the second round by the Buffalo Bills.

GREG MIDDLETON - 2007 SECOND TEAM

Greg Middleton had a breakthrough sophomore season on the defensive line, picking up second team All-America honors from the Walter Camp Foundation and third team recognition by the Associated Press. Middleton set a new school record and led the nation with 16 sacks in his first season of regular playing time. He added 17 tackles for loss and 50 tackles overall in anchoring a defensive line that set a new school record with 42 sacks. He was a finalist for the Ted Hendricks Award, presented annually to the top defensive end in college football.

AUSTIN STARR - 2007 SECOND TEAM

Kicker Austin Starr had a momentous junior season, posting a new school record with 21 field goals in 23 attempts en route to Associated Press second team All-America honors. He converted 15 consecutive field goals during the season, shattering Doug Smith's IU record of 10. He added a school record 48 extra points in 48 attempts to lead the Hoosiers with 111 points on the season. The Logansport, Ind., native was also an Academic All-American and a finalist for the Lou Groza Award, presented to the nation's top collegiate kicker. Starr's 49-yard field goal led Indiana to a 27-24 Old Oaken Bucket victory over Purdue in the season finale and lifted the program to an Insight Bowl appearance, its first bowl since 1993.

ANTWAAN RANDLE EL - 2001 FIRST TEAM

Arguably college football's most exciting player went into the NCAA record books as one of the sport's most successful dual-threat quarterbacks. Randle El finished sixth in the Heisman Trophy balloting, won the *Chicago Tribune's* Silver Football award as the Big Ten's Most Valuable Player, and was the Big Ten's Offensive Player of the Year as selected by Big Ten media and coaches in his final season. He is the



James Hardy was one of three Hoosiers to capture All-America honors in 2007.

first player in NCAA Division I-A history to pass for 40 touchdowns and score 40 touchdowns and finished his career with 42 touchdown passes and 45 touchdowns rushing and receiving. He was the first Football Bowl Subdivision (FBS) player to pass for over 6,000 yards and rush for over 3,000 yards in a career.

LEVRON WILLIAMS - 2001 THIRD TEAM

Levron Williams had a breakout senior season and was one of only two Big Ten players to be recognized as a unanimous first team All-Big Ten selection. In 11 games, Williams carried 212 times for 1,401 yards (6.6 ypc average) and 17 touchdowns. He also led the team in receptions with 26 for 289 yards and two scores and was one of the country's leaders in all-purpose yardage with 200.1 yards per game. Williams finished his career with 452 carries for 3,095 yards and 31 touchdowns. He also caught 94 passes for 1,088 yards and seven scores.

ERIC ALLEN - 1996 THIRD TEAM

A third team All-America selection as a senior in 1996, Eric Allen tallied five interceptions, 67 tackles and three fumble recoveries on the season. The Indianapolis product played cornerback and safety for the Hoosiers from 1994-96 and finished his career with 10 interceptions, the sixth-highest total in Indiana University history.

ANDREW GREENE - 1994 SECOND TEAM

Andrew Greene started 11 games at guard during both his junior and senior seasons. A native of Kingston, Jamaica, Greene attended high school in Ontario, Canada, and was a four-year letterman and three-year starter at right guard for the Hoosiers. He played at IU from 1991-94 and competed in the East-West Shrine Game and the Senior Bowl following his senior season. A second-round draft pick of the Dolphins in 1995, Greene played in six games for Miami that year. He signed as a free agent with the Seattle Seahawks on January 30, 1997, and was on their roster in 1999 and 2000.

VAUGHN DUNBAR - 1991 FIRST TEAM

One of the finest running backs ever to play in the Big Ten Conference, Vaughn Dunbar earned first team All-America recognition in 1991. The Fort Wayne, Ind., product finished his senior season with a school-record 1,805 rushing yards. A sixth-place finisher in the 1991 Heisman Trophy balloting, Dunbar played only two seasons at Indiana after transferring from Northeastern Oklahoma A&M, where he was a NJCAA All-America selection as a sophomore. Dunbar finished his career at Indiana with 3,029 rushing yards and 25 touchdowns.

MIKE DUMAS - 1990 SECOND TEAM

A second-team All-America selection by both *Football News* and *Sporting News* in 1990, Dumas started the first two games of his career as a true freshman in 1987 and went on to become one of the finest defensive backs ever to play at Indiana. After moving from cornerback to safety during the final game of his junior campaign, Dumas stayed at safety for his senior season and went on to tally 116 tackles and intercept three passes.

ANTHONY THOMPSON - 1988, 1989 FIRST TEAM

One of the finest running backs in the history of college football, Anthony Thompson earned first team All-America recognition following both his junior and senior seasons. A two-time Big Ten rushing champion, Thompson captured the NCAA rushing and scoring title during his senior campaign and was named the Walter Camp Foundation's Player of the Year, the AFCA "Coaches Choice" Player of the Year, won the Maxwell Award as the nation's finest college football player and finished second in the 1989 Heisman Trophy voting.

ALL-AMERICANS



Anthony Thompson earned first team All-America distinction in 1988 and 1989.

PETE STOYANOVICH - 1987 SECOND TEAM

Pete Stoyanovich earned second team All-America honors as a junior in 1987. A first team All-Big Ten selection following his senior season, Stoyanovich finished his career as Indiana's record holder for field goals in a season (17 in 1988), extra points in a season (45 in 1988), and consecutive extra points (107). He concluded his career having converted 47-of-71 (66.2 percent) of his field goal attempts and a then-Big Ten record 107 consecutive PATs for a total of 248 points. During his senior season, Stoyanovich connected on two 53-yard field goals and made 77.3 percent (17-of-22) of his field goal attempts.

VAN WAITERS - 1986, 1987 THIRD TEAM

A third team All-America selection by the Associated Press following both his junior and senior campaigns, Van Waiters helped lead Indiana to wins over Michigan and Ohio State during his senior season. As a junior in 1986, the Coral Gables, Fla., product was a third team All-America pick, earned first team All-Big Ten recognition and was selected as IU's Most Valuable Player. He followed up his stellar junior year by tallying 83 tackles, 10 passes broken up, and two fumble recoveries as a senior on his way to earning third team All-America status for the second consecutive year.

ERNIE JONES - 1987 FIRST TEAM

One of the most talented wide receivers to play at Indiana, Ernie Jones earned a reputation for his great hands and excellent acceleration in and out of routes. Although he only caught 25 passes for 483 yards as a junior in 1986, the Elkhart, Ind., product exploded onto the scene a year later with 66 catches for 1,265 yards and 13 touchdowns while earning first team All-America recognition. His single-season totals in 1986 set then-Indiana records for receptions, touchdowns and yards gained. Third on IU's career receiving list with 2,361 yards, Jones was also named All-Big Ten and team Most Valuable Player following his senior campaign.

TIM WILBUR - 1980 SECOND TEAM

The school record holder for interceptions in a season (eight in 1979) and career (19), Tim Wilbur was a first team All-Big Ten selection on two occasions and was a second team All-America pick at cornerback in 1980. Also a standout punt returner, Wilbur was widely known for making big plays. Among those, he tallied a 62-yard punt return for a touchdown in Indiana's 38-37 Holiday Bowl victory over Brigham Young in 1979. The score helped secure the victory and earned him game MVP honors.

JOE NORMAN - 1978 SECOND TEAM

One of the most productive tacklers in the history of the Big Ten Conference, this hard-nosed linebacker earned second team All-America recognition and first team All-Big Ten honors following the 1978 campaign. As a senior that year, Norman accumulated 199 total tackles (including 141 solo stops), which shattered the former school record of 165 total tackles set two years earlier by Steve Sanders. Also Indiana's career record holder with 444 tackles, Norman holds the school record for tackles in a game with 26 against Ohio State on November 18, 1978.

CHARLEY PEAL - 1977 THIRD TEAM

A two-year starter at offensive tackle, Charley Peal earned third team All-America honors and first team All-Big Ten recognition in 1977. He started 11 games during both his junior and senior seasons. A junior college transfer, Peal was a second team All-America pick at Garden City Junior College.

DONNIE THOMAS - 1975 THIRD TEAM

A product of Michigan City, Ind., Donnie Thomas was a three-year starter at linebacker for the Hoosiers from 1973-75 and earned third team All-America honors following the 1975 campaign. The 6-foot-2, 265-pound Thomas finished his senior season with 137 total tackles, three passes broken up and one fumble recovery. As a sophomore in 1973, he led the team in tackles with 98. Indiana's Most Valuable Player in 1974 and 1975, Thomas won the Balfour Award following his senior season.

CHRIS GARTNER - 1972 FIRST TEAM

One of the most prolific place-kickers in the history of Indiana University, Sven Chris Gartner was the first in what has become a long line of outstanding kickers at IU. A native of Gothenburg, Sweden, Gartner played high school football at Princeton (N.J.) High School and, following his senior season at Indiana, earned first team All-America and All-Big Ten honors. He twice connected on four field goals in a single game, a school record that was eventually tied by Andy Payne (twice) and Austin Starr (once).

JADE BUTCHER - 1969 FIRST TEAM

The Bloomington-bred Jade Butcher earned first team All-America and All-Big Ten honors as a senior in 1969 after finishing with 37 receptions for 552 yards and 10 touchdowns. Also an All-Big Ten selection as a junior, Butcher led the Hoosiers in receiving from 1967-69 and scored 10 touchdowns as a sophomore, junior and again as a senior. Second on IU's all-time touchdown reception list with 30, he participated in the North-South Game and Hula Bowl following his senior season.

JIM SNIADOCKI - 1968 FIRST TEAM

An All-Big Ten selection following his junior season, Jim Sniadecki went on to earn second team All-America honors and was an All-Big Ten pick as a senior in 1968. That season, he collected 88 tackles, notched two interceptions, returned one pilfer for a touchdown and also recovered two fumbles. One year earlier he garnered 84 tackles (59 solo). A native of South Bend, Ind., Sniadecki played in the East-West Shrine Game and the Hula Bowl following his senior season.

ALL-AMERICANS

KEN KACZMAREK - 1967 THIRD TEAM

The first Indiana linebacker to earn All-America recognition, Ken Kaczmarek concluded his senior season by being named as a third team selection and an All-Big Ten pick. Well known for his great range and excellent speed, Kaczmarek led the club with 92 tackles as a junior in 1966 and capped a stellar senior campaign with 118 stops, including nine tackles for loss, two interceptions, and one fumble recovery.

DOUG CRUSAN - 1967 SECOND TEAM

One of four Indiana football All-America selections in 1967, Doug Crusan became the first defensive lineman in IU history to be so recognized when he earned second team honors. That same year he helped lead the Hoosiers to the Big Ten championship and a berth in the Rose Bowl. A product of Monessen, Pa., Crusan began his career playing on the offensive side of the ball but was switched to defense prior to his senior season. During his only season playing on defense, the Hoosier captain totaled 76 tackles and three fumble recoveries.

JOHN ISENBARGER - 1967, 1968 FIRST TEAM

One of only two IU football players to earn first team All-America recognition on two different occasions, Isenbarger was one in a long line of All-America running backs at Indiana. Isenbarger burst onto the college scene in 1967 and led the team in rushing with 579 yards. He topped that total during his junior campaign and went on to rush for 1,217 yards and five touchdowns as a senior. In 1967, Isenbarger was one of four Indiana University All-America selections that helped lead the Hoosiers to the Big Ten championship and a berth in the Rose Bowl.

GARY CASSELLS - 1967 FIRST TEAM

Although he started just a few games as a junior in 1966, this West Hartford, Conn., product burst onto the scene at guard for the Hoosiers in 1967 and went on to earn first team All-America and All-Big Ten recognition following his senior season. One of four IU football All-America picks in 1967, the 6-foot-3, 221-pound Cassells helped Indiana University to a Big Ten championship and a Rose Bowl berth.

TOM SCHUETTE - 1966 FIRST TEAM

A first team All-America selection at guard by the American Football Coaches Association in 1966, this Collinsville, Ill., product earned letters in both 1965 and 1966. In addition to his first team honors, Schuette was a second team selection by *Sport Magazine* and an honorable mention pick by United Press International.



John Isenbarger was a two-time All-American.

DON CROFTCHECK - 1964 FIRST TEAM

A product of Allison, Pa., Don Croftcheck was known for his quickness, strength and intense competitive desire as an offensive guard at Indiana University. He played as a reserve as a sophomore but assumed a starting role one year later and averaged almost 40 minutes of playing time while seeing action on both sides of the ball. He started all nine games as a senior in 1964 and earned first team All-America and All-Big Ten honors while blocking for All-America fullback Tom Nowatzke.

TOM NOWATZKE - 1964 FIRST TEAM

Widely considered to be one of the finest players ever to don an Indiana University football uniform, Tom Nowatzke earned first team All-America honors and All-Big Ten recognition as a fullback in 1964. As a junior, he was an All-Big Ten fullback and IU's Most Valuable Player as he rushed for a conference-leading 756 yards and five touchdowns. He rushed for 545 yards and nine touchdowns as a senior in 1964 and also caught 16 passes for 172 yards and a score.

MARV WOODSON - 1963 FIRST TEAM

Marv Woodson earned first team honors in 1963 after being named All-Big Ten the previous season. The Hattiesburg, Miss., product led the Hoosiers in rushing yardage as a junior with 540 yards and 5 touchdowns. He also led the team in receiving yardage (15-200-1TD) and in punt and kickoff returns. In addition to intercepting two passes on defense, Woodson rushed for 131 yards as a senior.

EARL FAISON - 1960 THIRD TEAM

A third team All-America selection and an All-Big Ten pick as a senior in 1960, Faison led the Hoosiers in receiving with seven catches for 154 yards and two touchdowns. The 6-foot-5, 235-pound Faison led the team in scoring as a junior while tallying 13 catches for 192 yards and three touchdowns. During his sophomore season, the Newport News, Va., product scored a 92-yard touchdown on a blocked field goal attempt to give the Hoosiers a 6-0 victory over Michigan State.

TED AUCREMAN - 1958 SECOND TEAM

Only a junior at the time, Ted Aucreman won second team All-America honors in 1958. The 6-foot, 175-pound end was known as a slashing, fiery battler and a fine blocker. During his All-America season of 1958, the Lancaster, Ohio, product caught four passes for 63 yards and excelled on defense. In a 6-0 upset win over Michigan State in 1958, he tallied 12 tackles in the final quarter of play to help seal the victory. As a senior, Aucreman caught 13 passes for 260 yards and three touchdowns.

MIKE RABOLD - 1958 THIRD TEAM

A third team All-America selection as a guard in 1958, Mike Rabold led the Hoosiers in minutes played as a junior and was second in that same category during his senior season. Following his career at Indiana, he played in the 1958 Blue-Gray Game and the 1959 College All-Star Game and Senior Bowl.

BRAD BOMBA - 1956 THIRD TEAM

An Academic All-America selection following his senior season, Brad Bomba was a three-time Academic All-Big Ten pick and earned third team All-America recognition for his play at end as a senior in 1956. Widely regarded for combining vicious blocking, defensive ability and intense competitive spirit with his offensive talents, the 6-foot-3, 214-pound Bomba caught 31 passes for 407 yards and one touchdown as a senior and won the prestigious Balfour Award for bringing honor and distinction to IU.

ALL-AMERICANS

JOHN CANNADY - 1946 SECOND TEAM

A second team All-America selection as a senior in 1946, John Cannady helped pave the way for All-America running back George Taliaferro. A teammate of back/end Frank Gifford from 1952-54, Cannady was a member of the New York Giants' 1950 squad that finished with a 10-2 record and tied for first place in the American Conference.

BEN RAIMONDI - 1946 SECOND TEAM

A second team All-America selection as a senior in 1946, Raimondi had helped lead the Hoosiers to their first Big Ten football championship one year earlier. In 1945, he threw for 593 yards and 10 touchdowns and one year later he completed 73-of-135 passes for 971 yards and eight scores.

RUSS DEAL - 1945 THIRD TEAM

One of four Indiana University football players to earn All-America honors in 1945, Russ Deal was the team captain and played an integral role as a lineman on the Hoosiers' Big Ten Championship team that season.

HOWARD BROWN - 1945 SECOND TEAM

One of the leaders of Indiana University's 1945 Big Ten championship team, Howard Brown was an IU football captain in 1946 and 1947. He was recognized as a second team All-America selection as a sophomore in 1945. After playing in the East-West Shrine Game in 1947, Brown went on to play professionally for the Detroit Lions from 1948-50. Following his stint in Detroit, Brown returned to Bloomington to become an assistant football coach. He coached at Indiana in 1951 and 1952 and from 1954-75.

GEORGE TALIAFERRO - 1945, 1947 SECOND TEAM 1948 FIRST TEAM

One in a long line of outstanding running backs who have excelled at Indiana University, George Taliaferro may best be known as the first African-American to be drafted by a National Football League team. The only IU football player to be named to All-America teams following three different seasons, he received first team recognition in 1948 after earning second team All-America honors in both 1945 and 1947.

BOB RAVENSBERG - 1945 FIRST TEAM

To the victor goes the spoils and following Indiana University's first Big Ten football championship in 1945, Bob Ravensberg, George Taliaferro, Howard Brown and Russ Deal all earned All-America honors. Ravensberg, a first team selection, played end for the Hoosiers and also earned All-Big Ten honors that same season.

JOHN TAVENER - 1944 FIRST TEAM

A four-year letterman and a two-year captain at IU, John Tavener was named to six different All-America teams in 1944. An extremely versatile player, Tavener called the offensive signals as a center, excelled on defense and kicked extra points. He earned IU's MVP honors in 1943 and 1944 and went on to play in post-season all-star games in 1944, 1945 and 1946.

BOB HOERNSCHEMEYER - 1943 FIRST TEAM

Although he played only two seasons of football for the Hoosiers, Bob Hoernschemeyer set two NCAA records for freshmen and earned third team All-America honors in 1943. That season he completed 70-of-155 passes for 1,136 yards and 13 touchdowns. Also an All-Big Ten pick in 1943, he went on to play professional football for the Chicago Rockets, Brooklyn Dodgers, Chicago Hornets and Detroit Lions.

PETE PIHOS - 1943, 1945 FIRST TEAM

After earning All-America honors as both an end and fullback, Pete Pihos became the second Indiana football player to be enshrined into the College Football Hall of Fame when he was inducted in 1966. After helping Indiana set national records on offense in 1943, he returned from a stint in the Army to lead the Hoosiers in scoring during their Big Ten Championship season of 1945. In 1946, Pihos was named Indiana's Most Valuable Player while shattering previous IU records for touchdowns, total points and receptions.

BILL HILLENBRAND - 1941 THIRD TEAM 1942 FIRST TEAM

A fifth-place finisher in the 1942 Heisman Trophy balloting, Bill Hillenbrand led the Hoosiers in rushing (130-498) and passing (102-50-901-11TDs) that season on his way to earning first team All-America recognition and All-Big Ten honors. In 1941, he was the club's leading passer and earned third team All-America honors and was an All-Big Ten pick.

CORBY DAVIS - 1937 FIRST TEAM

The first pick overall in the 1938 National Football League draft, Corby Davis earned first team All-America honors and was voted as the Big Ten's Most Valuable Player by the *Chicago Tribune* in 1937. Prior to participating in World War II, Davis spent four successful seasons with the Cleveland Browns before retiring in 1942.

VERN HUFFMAN - 1936 SECOND TEAM

A football and basketball standout at Indiana, Vern Huffman was IU's first All-America quarterback. A second team All-America selection and the Big Ten's Most Valuable Player in 1936, Huffman is the only player in the history of IU to earn All-America honors in football and basketball. IU's Balfour Award winner for football following his senior season, Huffman played professional football for the Detroit Lions.

CHUCK BENNETT - 1928 SECOND TEAM

The first All-America running back in the history of Indiana University, Chuck Bennett earned second team honors in 1928. A team captain, Bennett also earned All-Big Ten honors and was voted his team's Most Valuable Player following the 1928 season.

CLARE RANDOLPH - 1928 SECOND TEAM

Indiana University's second football All-America selection, Clare Randolph earned second team honors following the 1928 season. Also an All-Big Ten pick, he was IU's Most Valuable Player in 1927, and he played professionally until 1936.

ZORA CLEVINGER - 1903 SECOND TEAM

A member of Indiana's first Big Ten team, Zora Clevenger played for the Hoosiers from 1900-03 and earned All-America honors at center. A three-sport star, Clevenger drew wide-spread recognition for his speed and leadership. After retiring from coaching, Clevenger served as athletic director at Missouri and Kansas State before returning to Bloomington to work as Indiana's athletic director for 23 years.

ACADEMIC ALL-AMERICANS

AUSTIN STARR -

2007 Academic All-American

Adding to his list of postseason recognitions, Indiana junior kicker Austin Starr was named to the *ESPN The Magazine* Academic All-America First Team in 2007. Starr became the seventh IU player to earn Academic All-America accolades. A 2008 graduate with a biology degree, Starr was named Academic All-Big Ten four times. For his performance on the field, the Logansport, Ind., native was named a finalist for the Lou Groza Collegiate Place-Kicker Award, collected All-Big Ten honors and earned a spot on the *Rivals.com* All-Big Ten team. Starr set a new school record with 21 field goals in 2007, topping former NFL great Pete Stoyanovich's 17 in 1988. He also extended his school record by making his 15th attempt in a row in the first half of the Purdue game.

WILL MEYERS -

2005-06 Academic All-American

Will Meyers joined John Hammerstein as the only Hoosiers to have earned Academic All-America recognition twice in their careers. Meyers earned first team status in both 2005 and 2006 as an accounting major. He was also named Academic All-Big Ten in each of his final three seasons. The Chesterfield, Mo., native finished his career with 278 total tackles, and he made five of his six career interceptions as a senior.

JOHN HAMMERSTEIN -

1994-95 Academic All-American

One of two two-time Academic All-America selections in the history of the Indiana University football program, John Hammerstein was so honored following both his junior and senior campaigns. Also a four-time Academic All-Big Ten selection, the Wapakoneta, Ohio, product won four letters as a defensive tackle at IU and finished his career with 15 tackles for loss. A member of a football family, John's brother, Mike, was a four-year letterman and All-America selection at Michigan, his brother, Mark, was an All-Big Ten pick for the Wolverines and his brother, Matt, played football at Yale. John majored in biology.

KEVIN SPEER -

1980 Academic All-American

Kevin Speer earned Academic All-America honors as a senior in 1980 after a stellar career both on and off the playing field. Also a two-time Academic All-Big Ten pick, Speer played center for the Hoosiers and helped pave the way for running back Mike Harkrader's 807 rushing yards and six touchdowns in 1979. To conclude the 1979 campaign, the 6-foot-4, 240-pound Speer helped lead the Hoosiers to a 38-37 victory over Brigham Young in the Holiday Bowl. As a senior, he blocked for running back Lonnie Johnson and helped enable him to rush for 1,075 yards and 11 touchdowns. A product of Harrison High School in Evansville, Ind., Speer ranked first in his high school graduating class of 560 students. He majored in business at Indiana.

GLEN SCOLNIK -

1972 Academic All-American

As a senior in 1972, Glenn Scolnik won Academic All-America and Academic All-Big Ten honors after finishing the season with 53 receptions for 727 yards and six touchdowns. He also received recognition for his on-the-field performance in 1972, as he was an All-Big Ten selection and IU's Most Valuable Player. The 6-foot-3, 204-pound Scolnik was IU's leading receiver through the first four games of his junior campaign but suffered a pulled hamstring muscle that caused him to miss the remainder of the year. He did, however, catch 12 passes for 141 yards that season and pulled in 14 for 291 yards as a sophomore. A product of Munster, Ind., he played in the North-South Game in 1972 and spent the 1973 season as a wide receiver for the Pittsburgh Steelers. Scolnik was a liberal arts major at IU.

HARRY GONSO -

1967 Academic All-American

One of the finest quarterbacks in the history of Indiana University, Harry Gonso was an Academic All-America selection as a sophomore in 1967 and earned Academic All-Big Ten honors following his junior and senior campaigns. A product of Findlay, Ohio, Gonso was the Most Valuable Player on the IU squad that played Southern California in the Rose Bowl following the 1967 season. That year, he completed 67-of-143 passes for 931 yards and nine touchdowns and was an All-Big Ten selection. Despite missing the better portion of two games as a junior, he still finished the year with 1,109 passing yards and 12 touchdowns and won team MVP honors for the second consecutive season. The 5-foot-11, 187-pound Gonso finished his career by throwing for 1,336 yards and 11 touchdowns as a senior. Gonso was a pre-law major at Indiana.

BRAD BOMBA -

1956 Academic All-American

Indiana's first Academic All-America selection in football, Brad Bomba earned such honors following his senior season. A three-time Academic All-Big Ten pick, he earned third team All-America recognition for his play at end as a senior in 1956. Widely regarded for combining vicious blocking, defensive ability, and intense competitive spirit with his offensive talents, the 6-foot-3, 214-pound Bomba caught 31 passes for 407 yards and one touchdown as a senior and won the prestigious Balfour Award for bringing honor and distinction to Indiana University in the sport of football. As a sophomore, the Chicago native caught 11 passes for 221 yards. As a junior, he followed up his first campaign by catching 13 passes for 171 yards and two touchdowns.



Austin Starr's Academic All-America selection in 2007 marked the third straight year that a Hoosier collected the honor.

T W E N T Y - E L E V E N
INDIANA FOOTBALL
HONORS

BIG TEN HONORS

FIRST TEAM ALL-BIG TEN

1905 Benton Bloom, E
 1906 Heze Clark, HB
 1909 Homer Dutter, T
 1910 Homer Dutter, T
 Allen Messick, G
 A.H. (Cotton) Berndt, E
 1917 Russ Hathaway, C
 1919 William McCaw, G
 1927 John Matthew, G
 1928 Chuck Bennett, H
 Clare Randolph, C
 Joe Zeller, G
 1931 Robert Jones, G
 1933 Vern Huffman, QB
 1936 Corby Davis, FB
 George Miller, C
 Bob Haak, T
 1938 Bob Haak, T
 Frank Petrick, E
 1941 Bill Hillenbrand, HB
 1942 Bill Hillenbrand, HB
 1943 Bob Hoernschemeyer, QB
 Pete Pihos, E
 1944 John Tavener, C
 1945 Pete Pihos, FB
 George Taliaferro, HB
 Bob Ravensberg, E
 Ted Kluszewski, E
 1946 Ben Raimondi, QB
 Russ Deal, T
 John Cannady, C
 1947 Howard Brown, G
 1948 George Taliaferro, HB
 1952 Gene Gedman, FB
 1955 Brad Bomba, E
 1960 Earl Faison, E
 1962 Marv Woodson, HB
 1963 Tom Nowatzke, FB
 1964 Tom Nowatzke, FB
 Don Croftcheck, G
 Bill Malinchak, E
 1966 Tom Schuette, G
 1967 Gary Cassells, G
 Harry Gonso, QB
 Ken Kaczmarek, LB
 Jim Sniadecki, LB
 1968 Jade Butcher, FL
 Nate Cunningham, DB
 1969 Jade Butcher, FL
 Don DeSalle, G
 John Isenbarger, HB
 1972 Glenn Scolnik, FL
 Chris Gartner, K
 1974 Courtney Snyder, HB
 1975 Donnie Thomas, LB
 1977 Keith Calvin, SE
 Ric Enis, TB
 Charley Peal, T
 1978 Mark Heidel, C
 Joe Norman, LB
 1979 Tim Wilbur, CB

1980 Tim Wilbur, CB
 Marlin Evans, LB
 1981 Bob Stephenson, TE
 1982 Duane Gunn, WR
 1983 Duane Gunn, WR
 1984 Joe Fitzgerald, LB
 1986 Van Waiters, LB
 1987 Ernie Jones, WR
 Don Shrader, G
 Van Waiters, LB
 1988 Willie Bates, LB
 Joe Huff, LB
 Don Shrader, G
 Pete Stoyanovich, K
 Anthony Thompson, TB
 1989 Ian Beckles, G
 Mike Dumas, CB
 Anthony Thompson, TB
 Ron Vargo, C
 1990 Mike Dumas, S
 Macky Smith, P
 1991 Scott Bonnell, K
 Rod Coleman, TE
 Vaughn Dunbar, TB
 1992 Scott Bonnell, K
 Jim DiGuilio, P
 1993 Jim DiGuilio, P
 Bill Manolopoulos, K
 Hurvin McCormack, DT
 1996 Eric Allen, DB
 Alan Sutkowski, P
 Nathan Davis, DE
 1997 Adewale Ogunleye, DE
 1999 Drew Hagan, P
 2001 Antwaan Randle El, QB
 Levron Williams, RB
 2007 James Hardy, WR
 Greg Middleton, DE
 Tracy Porter, CB
 Austin Starr, K
 2008 Jammie Kirlew, DE
 2009 Tandon Doss, WR
 2010 Tandon Doss, WR

BIG TEN FRESHMAN OF THE YEAR

1998 Antwaan Randle El, QB

BIG TEN COACH OF THE YEAR

1986 Bill Mallory
 1987 Bill Mallory

ACADEMIC ALL-BIG TEN

1953 Tom Dailey, G
 1954 Brad Bomba, E
 1955 Brad Bomba, E
 1956 Brad Bomba, E
 1958 Tommy Kendrick, B
 1959 Don Noone, G
 1960 Alex Trombetta, G
 1962 Ken Ellis, G
 1966 Tom Schuette, G
 1967 Harry Gonso, QB

Tom Bilunas, DE
 Harry Gonso, QB
 Tom Bilunas, DE
 1969 Vic Malinovsky, LB
 E.G. White, C
 1970 Vic Malinovsky, LB
 E.G. White, C
 1971 Charley Byrnes, E
 Alan Dick, FL
 Steve Helmich, C
 Dan Grossman, LB
 Mike Heizman, S
 Dan Grossman, LB
 Jerry Johnson, LB
 Joe Pawlitsch, DT
 Glenn Scolnik, FL
 Dave Spungen, T
 1973 Bill Armstrong, SE
 John Babcock, C
 Chuck Sukurs, C
 Jim Wenzel, P
 1976 Dale Keneipp, S
 1977 Dave Abrams, CB
 David Freud, K
 1978 Dave Abrams, SS
 David Freud, K
 Dale Keneipp, FS
 1979 Chad Huck, QB
 Larry Lovett, P
 Kevin Speer, C
 Bob Stephenson, TE
 Brent Tisdale, DE
 1980 John Roggeman, FL
 Kevin Speer, C
 Bob Stephenson, TE
 Brent Tisdale, DT
 1981 Bob Stephenson, TE
 Chad Huck, QB
 John Roggeman, TB
 1982 Dennis Mills, C
 John Roggeman, TB
 1983 Joe Fitzgerald, LB
 George Gianakopoulos, G
 Lou Cristofoli, LB
 Dave Zyzda, NG
 1984 Joe Fitzgerald, LB
 Dave Zyzda, NG
 1986 Brad Money, LB
 1987 Tim Jordan, TE
 Brad Money, LB
 1988 Tim Jordan, TE
 Brad Money, LB
 1989 Scott Bonnell, K
 Mark Hagen, LB
 Brian Hunnicut, DT
 Larry McDaniel, NG
 Mark Newell, S
 1990 Scott Boatman, G
 Scott Bonnell, K
 Matt Egenolf, LB
 Mark Hagen, LB
 Brian Hunnicut, DT
 Cal Miller, FB
 Mark Newell, S

Matt Prusiecki, K
 Sean White, OLB
 1991 Jamie Ahler, FS
 Scott Bonnell, K
 Matt Egenolf, LB
 Mark Hagen, LB
 Greg Hobbs, WR
 Chris Holder, LB
 Matt Prusiecki, K
 Dan Thompson, TE
 1992 Scott Bonnell, K
 Josh DeWitt, C
 Jim DiGuilio, P
 John Hammerstein, DT
 Greg Hobbs, SE
 Chris Holder, DE
 Brett Law, TB
 Arnold Mickens, LB
 John Paci, QB
 1993 Mike Blastick, FB
 Jim DiGuilio, P
 John Hammerstein, DT
 Brett Law, TB
 Tom Lukawski, G
 John Paci, QB
 Nathan Rabideau, WR
 Chris Roll, CB
 James Simpson, C
 1994 George Batalis, G
 Brian Bruner, SE
 Jim DiGuilio, P
 Brady Dorn, LB
 John Hammerstein, DT
 Rich Kearney, SE
 Brett Law, TB
 Steve Lee, FB
 Tom Lukawski, G
 John Paci, QB
 Jay Seib, C
 Aaron Warnecke, SS
 1995 Khalfani Banks, T
 George Batalis, G
 Kevin Glaser, LB
 John Hammerstein, DT
 Geoffrey Howard, DB
 Rich Kearney, WR
 Casey Kobi, LB
 Steve Lee, FB
 Tom Lukawski, G
 Jay Seib, C
 Aaron Warnecke, SS
 1996 Khalfani Banks, T
 George Batalis, G
 Joey Eloms, DB
 Kevin Glaser, LB
 Steve Lee, FB
 Vince Lidy, LB
 Tom Lukawski, G
 Robert Parrish, DB
 Jay Seib, C
 Aaron Warnecke, SS
 1997 Khalfani Banks, G
 Kevin Glaser, LB
 Chris Lee, C

T W E N T Y - E L E V E N
INDIANA FOOTBALL
HONORS

BIG TEN HONORS/IU AWARDS

Vince Lidy, LB
 Robert Parrish, DB/LB
 Matt Snyder, G/C
 Aaron Warnecke, S/LB
 1998 Vince Lidy, LB
 Robert Parrish, LB
 Matt Snyder, G
 Justin Smith, S
 1999 Trevor Abbs, C
 Stephen Baxter, WR
 Donnie Buck, LB
 Tim Capen, WR
 Enoch DeMar, G
 Jerry Dotson, LB
 Greg Jensen, S
 Vince Lidy, LB
 Patrick Mallory, C
 Shane Moat, DT/LB
 Kemp Rasmussen, DE
 Jeff Robinson, DE
 Justin Smith, LB
 Matt Snyder, C/G
 Brett Taylor, T
 2000 Trevor Abbs, T
 Adam Braucher, K
 Tim Capen, WR
 Enoch DeMar, T
 Brett Gaudin, K
 Joe Gonzalez, S
 Gibran Hamdan, QB
 Greg Jensen, S
 Matt Mason, S
 Shane Moat, LB
 Kemp Rasmussen, DE
 Justin Smith, LB
 Brett Taylor, T
 2001 Trevor Abbs, OL
 Adam Braucher, K
 Enoch DeMar, G
 Colin Frost, LS
 Joe Gonzalez, S
 Aaron Halterman, TE
 Gibran Hamdan, QB
 Chris Jahnke, C
 Greg Jensen, DB
 Willie Northern, S
 Kemp Rasmussen, DE
 Brett Taylor, T
 Michael Wilson, WR
 2002 Adam Braucher, K
 Brett Gaudin, K
 Joe Gonzalez, S
 Aaron Halterman, TE
 Kevin Kruse, LB
 Will Lumpkin, S
 Yamar Washington, RB
 2003 Joe Gonzalez, SS
 Troy Grosfield, K
 Aaron Halterman, TE
 Ty Henderson, FS
 William Lumpkin, SS
 Graeme McFarland, QB
 Matthew O'Neal, TE

Russ Richardson, DL
 Christopher Voltattorni, OL
 2004 Tyler Altman, DE
 Lance Bennett, KR
 Adam Braucher, K
 Mike Doyle, S
 Paul Haan, WR
 Aaron Halterman, TE
 Ty Henderson, S
 Adam Hines, OG
 Herana-Daze Jones, S
 Will Lumpkin, S
 Will Meyers, S
 Matt O'Neal, TE
 Russ Richardson, DT
 Chris Rudanovic, TE
 Josiah Sears, FB
 Alex Stscherban, FB
 Yamar Washington, FB
 2005 Tyson Beattie, P
 Lance Bennett, KR
 Paul Haan, WR
 Adam Hines, OG
 Will Lumpkin, S
 Will Meyers, SS
 Eric McClurg, DB
 Graeme McFarland, QB
 Casey Nowinski, LB
 Patrick Oldham, OL
 John Pannoza, LB
 Russ Richardson, NG
 Chris Rudanovic, TE
 Josiah Sears, RB
 Austin Starr, K
 Kyle Thomas, OL
 Kevin Trulock, K
 Yamar Washington, RB
 2006 Scott Anderson, OL
 Tyson Beattie, P
 Lance Bennett, WR
 Paul Haan, WR
 Jammie Kirlew, DL
 Joe Kleinsmith, DB
 Eric McClurg, S
 Graeme McFarland, QB
 Will Meyers, S
 Casey Nowinski, LB
 Matt O'Neal, TE
 Patrick Oldham, OL
 Drew Robbins, K
 Josiah Sears, RB
 Austin Starr, K
 2007 Trea Burgess, RB
 Ben Chappell, QB
 Bruce Hampton, CB
 Jammie Kirlew, DE
 Joe Kleinsmith, S
 Brad Martin, TE
 Alex Perry, OL
 Pete Saxon, OL
 Josiah Sears, RB
 Austin Starr, K
 Kevin Trulock, K
 Brian Zematis, TE

2008 **Chris Adkins, CB**
Leon Beckum, LB
 Brandon Bugg, LS
 Trea Burgess, RB
 Ben Chappell, QB
 Zach Davis-Walker, RB
Max Dedmond, TE
 Taylor Donnell, TE
 Matt Ernest, WR
 Mitchell Evans, WR/QB
 Bruce Hampton, CB
 Jammie Kirlew, DE
 Joe Kleinsmith, S
 Alex Perry, OL
 Mike Reiter, OL
 Tyler Replogle, LB
 Jeff Sanders, TE/LS
 Pete Saxon, OL
 Austin Starr, K
 Collin Taylor, WR/S
 Eric Thomas, DL
 Brian Zematis, TE
 2009 **Leon Beckum, LB**
 Brandon Bugg, LS
 Trea Burgess, RB
 Ben Chappell, QB
 Zach Davis-Walker, RB
Max Dedmond, TE
 Mitchell Evans, WR
 Nick Ford, K
 Jammie Kirlew, DE
 Jamie Lukaszewski, LB
 Alex Perry, OL
 Mike Reiter, OL
 Tyler Replogle, LB
 Jeff Sanders, LS
 Pete Saxon, OL
Teddy Schell, QB
 Collin Taylor, WR/S
 Brian Zematis, TE
 2010 Chris Ahlfeld, OL
Leon Beckum, LB
David Blackwell, RB
 Trea Burgess, RB
 Ben Chappell, QB
Connor Creevey, WR
Griffen Dahlstrom, LB
 Zach Davis-Walker, RB
Max Dedmond, TE
 Mitchell Evans, WR
Mitch Ewald, K
Greg Heban, CB
Dusty Kiel, QB
 Michael Lanning, WR
 Jamie Lukaszewski, LB
 Jordan Marquette, OL
 Aaron Price, OL
Adam Replogle, DL
 Tyler Replogle, LB
Chad Roggeman, P
 Jeff Sanders, LS
Teddy Schell, QB

IU AWARDS

ANTHONY THOMPSON MVP AWARD

1924 Stu Butler, C
 1925 Lawrence Marks, HB
 1926 Frank Sibley, E
 1927 Clare Randolph, C
 1928 Chuck Bennett, HB*
 1929 None
 1930 Joe Zeller, G
 1931 Joe Zeller, G
 1932 John Keckich, G
 1933 Robert Jones, FB
 1934 Don Veller, HB
 1935 Wendell Walker, HB
 1936 Vernon Huffman, QB*
 1937 Corby Davis, FB*
 1938 Bob Haak, T
 1939 Jim Logan, G
 1940 Dwight Gahm, C
 1941 Bill Hillenbrand, HB
 1942 Lou Saban, QB
 1943 John Tavener, C
 1944 John Tavener, C
 1945 Howard Brown, G
 1946 Pete Pihos, FB
 1947 Howard Brown, G
 1948 George Taliaferro, HB
 1949 Nick Sebek, QB
 1950 Bob Robertson, HB
 1951 Gene Gedman, FB
 1952 Gene Gedman, FB
 1953 Harry Jagielski, T
 1954 Florian Helinski, QB
 1955 Bob Skoronski, T
 1956 Bob Fee, FB
 1957 Tony Aloisio, E
 1958 Mike Rabold, G
 1959 Ted Aucreman, E
 1960 Earl Faison, E
 1961 Byron Broome, QB
 1962 Woody Moore, QB
 1963 Tom Nowatzke, FB
 1964 Rich Badar, QB
 1965 Bill Malinchak, E
 1966 Frank Stavroff, QB
 1967 Harry Gonso, QB
 1968 Harry Gonso, QB
 Al Gage, TE
 1969 John Isenbarger, HB
 1970 Chris Morris, T
 1971 Chuck Thomson, LB
 1972 Glenn Scolnik, FL
 1973 Chuck Sukurs, C
 1974 Donnie Thomas, LB
 1975 Donnie Thomas, LB
 1976 Steve Sanders, LB
 1977 Joe Norman, LB
 1978 Joe Norman, LB
 1979 Tim Clifford, QB*
 1980 Tim Clifford, QB
 1981 Bob Stephenson, TE
 1982 Babe Laufenberg, QB

IU AWARDS

- 1983 Duane Gunn, WR
Steve Bradley, QB
Len Kenebrew, WR
- 1984 Joe Fitzgerald, LB
- 1985 Bobby Howard, TB
- 1986 Van Waiters, OLB
- 1987 Ernie Jones, WR
- 1988 Anthony Thompson, TB*
- 1989 Anthony Thompson, TB*
- 1990 Mike Dumas, S
- 1991 Vaughn Dunbar, TB
- 1992 Trent Green, QB
- 1993 Thomas Lewis, WR
- 1994 Alfonso Thurman, LB
- 1995 Sean Glover, TB
- 1996 Alex Smith, RR
- 1997 Chris Gall, FB
Kywin Supernaw, FS
Chris Gall, FB
- 1998 Jabar Robinson, LB
- 1999 Antwaan Randle El, QB
- 2000 Antwaan Randle El, QB
- 2001 Antwaan Randle El, QB*
Levron Williams, RB
- 2002 Kris Dielman, DL
- 2003 Joe Gonzalez, SS
- 2004 Courtney Roby, WR
- 2005 Kyle Killion, LB
- 2006 Kellen Lewis, QB
- 2007 James Hardy, WR
- 2008 Jammie Kirlew, DE
- 2009 Jammie Kirlew, DE
- 2010 Ben Chappell, QB

* - Big Ten MVP

AL BARSCH AWARD

Award given to the player who has hung tough and fought through adversity. Al Barsch was an alumnus from Ohio who helped Indiana in recruiting and assisted players in finding jobs in the Cleveland area. He died of cancer in the mid-1980s.

- 1997 Aaron Warnecke
- 1998 Jabar Robinson
- 1999 Jason Czap
- 2000 Kris Dielman
- 2001 Sharrod Wallace
- 2002 Bobby Brandt
- 2003 Brian Lewis
- 2005 Yamar Washington
- 2006 Jahkeen Gilmore
- 2007 Adam McClurg
- 2008 Joe Kleinsmith/Ryan Marando
- 2009 Collin Taylor
- 2010 Richard Council/Terrance Thomas

CHRIS DAL SASSO AWARD

Award given to the defensive lineman who exemplifies the qualities of Chris Dal Sasso, a three-year letterman and captain in 1936. Following graduation, Dal Sasso spent 15 years at South Bend Central High School as an assistant coach, head coach and athletic director. His tenure there was interrupted by a four-year stint in the Air Force. Dal Sasso joined the Indiana coaching staff in 1952 as an assistant coach, where he served in that capacity until taking over an assistant administrator position in 1957. In this position, he handled the Big Ten financial aid program.

- 1997 Chris Liwienski
- 1998 Pita Elisara
- 1999 Kemp Rasmussen
- 2000 Paul Mandina
- 2001 Dominique Smith
- 2002 Kris Dielman
- 2003 Jodie Clemons
- 2005 Victor Adeyanju
- 2006 Kenny Kendal
- 2007 Greg Middleton
- 2008 Jammie Kirlew
- 2009 Greg Middleton
- 2010 **Adam Replogle**

CORBY DAVIS MEMORIAL AWARD

Award established by the family and friends of Corby Davis to honor a senior player whose conduct on campus, in the classroom and on the football field most closely exemplifies the qualities of Davis. A 1992 inductee into the IU Hall of Fame, Davis earned letters in football in 1934, 1935 and 1937 and lettered in track in 1935. He was the Big Ten MVP and a first team All-American in 1937. The fullback was a first round pick of the Cleveland Rams. His four-year professional career was broken up because he served in World War II prior to retiring in 1942.

- 1997 Chris Lee
- 1998 Bryan Bobay
- 1999 Earl Haniford
- 2000 Glynn Johnson
- 2001 Derek Barnett
- 2002 Stephen Anthony
- 2003 Duane Stone
- 2005 Russ Richardson
- 2006 Lance Bennett
- 2007 Tracy Porter
- 2008 Geno Johnson
- 2009 Brian Zematis
- 2010 Trea Burgess

DON HOWELL AWARD

Award given to the outstanding offensive lineman in memory of Don Howell. Howell was a two-way lineman from Hobart, Ind. He played for the Hoosiers from 1954-57 and served as the team's captain in 1957. After graduation he returned to his hometown and later served as the head coach at Hobart High School, where he won over 300 games to rank as one of the state's all-time winningest high school head coaches.

- 1999 Pita Elisara
- 2000 Craig Osika
- 2001 Craig Osika
- 2002 Enoch DeMar
- 2003 Chris Jahnke
- 2005 Isaac Sowells
- 2006 Justin Frye
- 2007 John Sandberg
- 2008 Pete Saxon
- 2009 Rodger Saffold
- 2010 James Brewer

HAROLD MAURO AWARD

Award given to the Indiana University football player that best exemplifies valued qualities demonstrated by Harold Mauro to Indiana University and the Bloomington community. Mauro has participated in every Indiana bowl game as either a player, assistant coach or administrator and was inducted into the Indiana Football Hall of Fame in 2007. He played for the Hoosiers from 1963-67, served as a graduate assistant (1968), an assistant coach (1969-72, 77-83), an administrator (1984-04) and the director of football operations (2005-09).

- 2008 Austin Starr
- 2009 Will Patterson
- 2010 Tyler Replogle

HOWARD BROWN AWARD

Award given to a player who exemplifies the qualities of former IU assistant coach Howard Brown. Brown demonstrated compassion, courage, understanding, humor, sportsmanship and a strong competitive spirit as a player, coach and as a man. He was the team MVP in 1945 and again in 1947 and captained the squad in 1946 and 1947. Brown played as a freshman in 1942 before joining the Infantry. He won three Purple Hearts while serving in Europe and returned to Bloomington after the start of the 1945 season.

- 1997 Chris Gall
- 1998 Randy Maxwell
- 1999 Adewale Ogunleye
- 2000 Versie Gaddis
- 2001 Kemp Rasmussen

- 2002 A.C. Myler
Antonio Watson
- 2003 Brian Lewis
- 2005 Chris Taylor
- 2006 Chris Mangiero
- 2007 Ben Wyss
- 2008 Greg Brown
- 2009 Matt Mayberry
- 2010 Terrance Turner

PETE SCHMIDT AWARD

Award given to the player who best exemplifies the qualities of former Indiana Assistant Head Coach Pete Schmidt, most specifically to the individual who places the Indiana Football program above himself. One of the most highly successful coaches in college football history, Schmidt passed away on September 29, 2000, after a year-long battle with lymphoma. "There is no such thing as a bad day," Schmidt would often say, and it best describes the manner in which he lived his life.

- 2000 Antwaan Randle El
- 2001 Enoch DeMar
- 2002 Gibran Hamdan/Tommy Jones
- 2003 Joe Gonzalez
- 2005 John Pannozzo
- 2006 Troy Grosfield
- 2007 Charlie Emerson
- 2008 Dustin Hass
- 2009 Bryan Payton
- 2010 Mitchell Evans

TED VERLIHAY AWARD

Award is bestowed upon the player who has demonstrated the best mental attitude and loyalty to Indiana Football. A veteran of the Vietnam War, Ted Verlihay earned a letter following the 1967 football season. He was a physical education major at IU.

- 1997 Benyard Jones
- 1998 Aaron Williams
- 1999 Yeronimo Ciriaco
- 2000 De'Wayne Hogan
- 2001 Marcus Floyd
- 2002 Enoch DeMar
- 2005 Adam Hines
- 2006 Jake Powers
- 2007 Josiah Sears
- 2008 Brandon Walker-Roby
- 2009 Pete Saxon
- 2010 Jamie Lukaszewski

IU AWARDS/ALL-STAR GAMES

TED WHEREATT AWARD

Award is given to the senior who has excelled academically. Ted Whereatt was a long-time resident of the Indiana University community. He served as an Assistant to the Dean of University Division. In his capacity, he counseled student-athletes with their educational program.

1997	Casey Kobi
1998	Robert Parrish
1999	Matt Snyder
2000	Tim Capen
2001	Greg Jensen
2002	Derek Barnett
2003	Joe Gonzalez
2005	Will Lumpkin
2006	Will Meyers & Graeme McFarland
2007	Kevin Trulock
2008	Austin Starr
2009	Mike Reiter
2010	Ben Chappell

TERRY P. COLE AWARD

Award given to the player who makes the biggest impact in the Old Oaken Bucket Game and is in memory of former Hoosier great Terry Cole (1965-67). Cole, who played running back and fullback, saved the best performance of his career for his final game at Memorial Stadium. He recorded a 63-yard touchdown run and a 48-yard dash to set up another score, as Indiana defeated Purdue, 19-14, to bring the Bucket back to Bloomington. The win gave the Hoosiers a share of the Big Ten Championship and punched their ticket to Pasadena - the school's only Rose Bowl appearance. Cole finished his brilliant career with 1,059 rushing yards and seven touchdowns.

2007	Austin Starr
2008	Tyler Replogle
2009	Mitchell Evans
2010	Mitch Ewald/Jeff Thomas

BILL ARMSTRONG AWARD

The Bill Armstrong Spirit of Indiana Award was presented to a player who has a genuine love of Indiana University and most closely resembles Bill Armstrong in action, thought, deed and motive.

1997	Kevin Glaser
1998	Chris Gall
1999	Craig Robeen
2000	Sharrod Wallace
2001	Kris Dielman

HOOSIER AWARD

1929	Chuck Bennett
1930	Paul Balay
1931	Joe Zeller
1932	Joe Zeller
1933	John Keckich
1934	Robert Jones
1935	Don Veller
1936	Reed Kelso
1937	Vern Huffman
1938	Corby Davis
1939	Bob Haak
1940	James Logan
1941	Dwight Gahm
1943	No award
1944	No award
1945	No award
1946	No award
1947	No award
1948	Howard Brown
1949	John McDonnell
1950	Walt Bartkiewicz
1951	Ernie Kovatch
1952	Gene Gedman
1953	Gene Gedman
1954	Jerry Ellis
1955	Florian Helinski
1956	Tom Hall
1957	Brad Bomba
1958	Delnor Gales
1959	Mike Rabold
1960	Elvin Caldwell
1961	Earl Faison
1962	Byron Broome
1963	Woody Moore
1964	Tom Nowatzke
1965	Tom Nowatzke
1966	Bill Malinchak
1967	Tom Schuette
1968	Harry Gonso
1969	Harry Gonso
1970	John Isenbarger
1971	Chris Morris
1972	Larry Morwick
	Mike Heizman
1973	Dan Grossman
1974	Carl Barzilauskas
1975	John Babcock
1976	Donnie Thomas
1977	Steve Sanders
1978	Keith Calvin
1979	Joe Norman
1980	Tim Clifford
1981	Tim Clifford
1982	Steve Mitchell
1983	Babe Laufenberg
1984	Jim Sakanich
1985	Dave Zyzda
1986	Bobby Howard
1987	Alex Green
1988	Tim Jordan
1989	Anthony Thompson
1990	Mike Dumas
1991	Mark Hagen

1992	Scott Bonnell
1993	Ross Hales
1994	Alfonzo Thurman
1995	Eric Smedley
1996	Jamie Baisley
1997	Joey Eloms
1998	Chris Gall
1999	Adeiwale Ogunleye
2000	Antwaan Randle El
2001	Antwaan Randle El
2002	Bobby Brandt
2003	Joe Gonzalez

IRON MAN AWARD

Award given to the player who saw action in the most plays during the season.

2000	Enoch DeMar A.C. Meyer Craig Osika
2001	Justin Smith
2002	A.C. Carter
2003	Adam Hines

OUTSTANDING SPECIAL TEAMS AWARD

1998	Greg Yeldell
1999	Mike McGrath Andy Payne
2000	Derin Graham
2001	Brian Lewis
2002	A.C. Carter
2003	Herana-Daze Jones

TERRY SMITH EXCEPTIONAL WALK-ON AWARD

2001	J.R. Drummond
------	---------------

ALL-STAR GAMES

EAST-WEST SHRINE GAME

Bill Ingram, Head Coach, '25, '27
George Fisher, T, '25
Larry Marks, HB, '25
Chuck Bennett, HB, '28
Robert Jones, G, '33
Don Veller, QB, '35
Ettore Antonini, E, '36
Corby Davis, FB, '38
Frank Petrick, E, '38
Dwight Gahm, C, '40
Bob Hoernschemeyer, HB, '43
Pete Pihos, E, '43, '46
John Tavener, C, '43
Frank Ciolli, G, '45
John Cannady, C, '45, '46
Howard Brown, G, '47
Lou Mihajlovich, E, '47
Gene Gedman, HB, '52
Brad Bomba, E, '56
Ted Aucreman, E, '59
Earl Faison, E, '60
Woody Moore, QB, '62

Tom Nowatzke, FB, '64
Bill Malinchak, E, '65
Tom Schuette, G, '66
John Pont, Assistant Coach, '68
Jim Sniadecki, LB, '68
Nate Cunningham, DHB, '68
Harry Gonso, QB, '69
John Isenbarger, HB, '69
Eric Stolberg, E, '69
John Pont, Head Coach, '70
John Andrews, TE, '70
Ed Maguire, DE, '70
Chris Morris, T, '70
Mike Fulk, LB, '72
Carl Barzilauskas, DT, '73
Doug Peacock, T, '78
Mike Friede, SE, '79
Tim Clifford, QB, '80
Babe Laufenberg, QB, '82
Lee Corso, Assistant Coach '83
Steve Bradley, QB, '85
Eric Moore, T, '87
Ernie Jones, WR, '87
Bill Mallory, Assistant Coach, '89
Anthony Thompson, TB, '89
Mike Dumas, S, '90
Vaughn Dunbar, TB, '91
Shawn Harper, T, '91
Bill Mallory, Head Coach, '92
Lance Brown, DB, '94
Andrew Greene, G, '94
Eric Smedley, DB, '95
Joey Eloms, CB, '97
Isaac Sowell, T, '06
Rodger Saffold, T, '10
Terrance Turner, WR, '11

SENIOR BOWL

Gene Gedman, HB, '53
Ed Roth, T, '53
Pete Russo, T, '53
Florian Helinski, QB, '55
Joe Amstutz, C, '57
Brad Bomba, E, '57
Mike Rabold, T, '59
Tom Nowatzke, FB, '65
Don Croftcheck, G, '65
Rich Badar, QB, '65
Randy Beisler, T, '66
Doug Crusan, DT, '68
Gary Cassells, G, '68
Mike Deal, DHB, '69
Don DeSalle, G, '69
Mike Fulk, LB, '72
Carl Barzilauskas, DT, '73
Donnie Thomas, LB, '75
Jeff Phipps, G, '79
Duane Gunn, WR, '83
Mark Smythe, DT, '83
Kevin Allen, T, '84
Eric Moore, T, '87
Trent Green, QB, '92
Mike Middleton, CB, '92
Andrew Greene, G, '94

T W E N T Y - E L E V E N
INDIANA FOOTBALL
HONORS

ALL-STAR GAMES

Antwaan Randle El, QB, '02
 Victor Adeyanju, DE, '06
 Tracy Porter, CB, '08
 Tim Bugg, LS, '08
 James Brewer, OL, '11

TEXAS VS. THE NATION ALL-STAR CHALLENGE

Leslie Majors, CB, '08
 Jammie Kirlaw, DE, '10
 Nick Polk, S, '10

ALL-AMERICAN BOWL

Earl Faison, E, '61
 Nate Ramsey, HB, '63
 Tom Nowatzke, FB, '65
 Don Croftcheck, G, '65
 John Pont, Head Coach, '68
 Bill Malinchak, E, '66
 Bob Russell, G, '68
 Doug Crusan, T, '68
 John Isenbarger, HB, '70
 John Andrews, TE, '71
 Larry Jameson, DT, '75

AMERICAN BOWL

Rick Spickard, T, '68
 Chris Morris, T, '70
 Larry Jameson, DT, '74
 Greg McGuire, T, '75
 Lee Corso, Co-Coach, '76
 Steve Sanders, LB, '76
 Dave Knowles, T, '76
 Harold Waterhouse, DB, '76

BLUE-GRAY GAME

Bob Haak, T, '38
 Eddie Rucinski, E, '40
 Mike Buccianeri, G, '40
 Jim Trimble, T, '41
 Earl Doloway, HB, '42
 Bob Hoernschemeyer, QB, '44
 Bob Ravensberg, E, '44
 Harry Jagade, HB, '44
 John Tavener, C, '44
 Bob Zimny, T, '44
 Ed Bell, C, '45
 Russ Deal, T, '46
 Joe Sowinski, T, '46
 Richard Deranek, HB, '47
 Bob Harbison, G, '47
 Bill Armstrong, FB, '47
 John Goldsberry, T, '48
 Lou D'Achille, QB, '52
 Jim Vesel, C, '54
 Don Howell, G, '57
 Mike Rabold, T, '58
 Tony Aloisio, E, '58
 Ted Smith, HB, '59
 Bob Carrigan, T, '59
 John Johnson, T, '62
 Carmen Bencivenni, G, '63

Tony Rocco, E, '63
 Don Croftcheck, G, '64
 Frank Stavroff, QB, '66
 Bob VanPelt, C, '66
 Mike Deal, DHB, '69
 Don DeSalle, G, '69
 Trent Smock, SE, '75
 Keith Calvin, SE, '77
 Lucky Wallace, C, '80
 Lonnie Johnson, TB, '80
 Duane Gunn, WR, '83
 Mark Smythe, DT, '83
 Kevin Allen, T, '84
 Mark Weiler, LB, '84
 Steve Bradley, QB, '85
 Matt Bomba, DT, '92
 Trent Green, QB, '92
 Lance Brown, DB, '94
 Troy Drake, DT, '94
 Eric Smedley, DB, '95
 Eric Allen, DB, '96
 Cam Cameron, Head Coach, '97
 Pete Schmidt, Assistant Coach, '97
 Victor Allotey, G, '97
 Chris Lee, C, '97
 Joey Eloms, CB, '97
 Chris Gall, FB, '98
 Aaron Williams, DE, '98
 Paul Mandina, DT, '00
 Craig Osika, C, '01

CAN-AM BOWL

Tim McVay, SS, '77

COPPER BOWL

John Razmic, C, '58
 Tom McDonald, QB, '58
 John Aveni, E, '58
 Phil Dickens, Assistant Coach, '58

COLLEGE ALL-STAR GAME

Bo McMillin, Head Coach, '38, '46
 Bo McMillin, Assistant Coach, '36, '44
 Robert Jones, G, '34
 Ettore Antonini, E, '36
 Vern Huffman, QB, '37
 Corby Davis, HB, '38
 Jim Birr, E, '38
 Frank Filchock, QB, '38
 Frank Petrick, E, '39
 Vince Oliver, HB, '39
 Bob Haak, T, '39
 Jim Logan, G, '40
 Emil Uremovich, T, '41
 Mike Buccianeri, G, '41
 Eddie Rucinski, E, '41
 Eddie Herbert, FB, '42
 Jim Dewar, HB, '43, '44, '45
 Bob Zimny, T, '43, '44, '45
 Pete Pihos, E, '43, Asst. Coach, '58, '59, '60
 Bob Ravensberg, E, '44
 Chuck Jacoby, HB, '44, '46

Bill Hillenbrand, HB, '44, '46
 Lou Saban, HB, '44, '46, Asst. Coach, '59
 John Cannady, C, '44, '47
 John Tavener, C, '44, '45, '46
 J. C. Coffee, G, '44, '45
 Ed Bell, T, '45, '46
 Bob Hoernschemeyer, HB, '46
 Gene White, G, '46
 Russ Deal, T, '47
 Ben Raimondi, QB, '47
 Howard Brown, G, '48
 John Goldsberry, T, '49
 Harry Jagade, FB, '49
 George Taliaferro, HB, '49
 Harry Jagielski, T, '54
 Bob Skoronski, T, '56
 Brad Bomba, E, '57
 Joe Amstutz, C, '57
 Mike Rabold, T, '59
 Ted Aucreman, E, '60
 Earl Faison, E, '61
 Don Croftcheck, G, '65
 Randy Beisler, E, '66
 John Isenbarger, HB, '70
 John Andrews, TE, '71
 Carl Barzilauskas, DT, '74

GRIDIRON CLASSIC

Pita Elisara, T, '99
 Johnny Anderson, S, '00

HULA BOWL

Earl Faison, E, '61
 Bill Malinchak, E, '66
 Ken Kaczmarek, LB, '68
 Jim Sniadecki, LB, '68
 Cal Snowden, DE, '68
 John Pont, Assistant Coach, '69
 Harry Gonso, QB, '69
 Jade Butcher, FL, '69
 John Isenbarger, HB, '69
 Ed Maguire, DE, '70
 Mark Findley, DHB, '72
 Ric Enis, TB, '77
 Joe Norman, LB, '78
 Jeff Phipps, G, '79
 Bob Stephenson, TE, '81
 Tim Wilbur, CB, '82
 Duane Gunn, WR, '83
 Bob Riley, T, '86
 Van Waiters, OLB, '87
 Bill Mallory, Assistant Coach, '88
 Tim Jordan, TE, '88
 Pete Stoyanovich, K, '88
 Mike Dumas, S, '90
 Vaughn Dunbar, TB, '91
 Jim DiGuilio, P, '94
 Troy Drake, DT, '94
 Nathan Davis, DE, '96
 Joey Eloms, CB, '97
 Kywin Supernaw, FS, '97
 Chris Liwinski, G, '97

Johnny Anderson, S, '00
 Levron Williams, RB, '01
 Enoch DeMar, OL, '03

JAPAN BOWL

Ric Enis, TB, '77
 Joe Norman, LB, '78
 Mark Heidel, C, '78
 Lee Corso, Co-coach, '78
 Jeff Phipps, G, '79
 Tim Clifford, QB, '80
 Bob Stephenson, TE, '81
 Babe Laufenberg, QB, '82
 Pete Stoyanovich, K, '88
 Dave Schnell, QB, '89
 Anthony Thompson, TB, '89
 Ron Vargo, C, '89
 Mike Dumas, S, '90
 Bill Mallory, Assistant Coach, '91
 Rod Coleman, TE, '91
 Randy Schneider, T, '91
 Mike Middleton, CB, '92

NORTH-SOUTH ALL-STAR GAME

Bernie Crimmins, Assistant Coach, '54
 Bernie Crimmins, Head Coach, '55
 Florian Helinski, QB, '54
 Bob Skoronski, T, '55
 Tom Hall, G, '55
 Pat Fellingner, E, '55
 Dick Wervey, E, '63
 Rich Badar, QB, '64
 Rudy Kuechenberg, E, '64
 Ken Hollister, T, '65
 Randy Beisler, T, '65
 Rick Spickard, T, '68
 Jade Butcher, FL, '69
 Glenn Scolnik, FL, '72
 Dan Lintner, DHB, '72
 Chuck Sukurs, C, '73

PARADISE BOWL

Antonio Watson, DB, '03
 Robert Brandt, OL, '03

- Current players in bold

T W E N T Y - E L E V E N
INDIANA FOOTBALL
 HOOSIERS IN THE NFL

ALL-TIME NFL ROSTERS

ARIZONA CARDINALS



Draft Choices

Yr.	Rd.-Pk.	Name, Pos.
1936	6-51	Ettore Antonini, E
1938	11-95	Bob Kenderdine, E
1943	15-133	Earl Doloway, B
1944	4-28	Jack Tavener, C
1944	10-88	Lou Saban, B
1945	12-111	Bob Cowan, B
1945	16-154	John Cannady, B
1947	6-41	Ben Raimondi, B
1947	17-150	Bob Ravensburg, E
1949	4-40	John Goldsberry, T
1952	15-171	John Davis, E
1952	25-291	Cliff Anderson, E
1957	14-166	Bob Fee, B
1958	22-255	Tony Aloisio, E
1959	27-314	Bob Corrigan, G
1960	13-146	Vic Jones, HB
1966	20-299	Tom Gallagher, DE
1969	9-227	Calvin Snowden, DE
1975	6-152	Larry Jameson, DT
1984	10-269	Mark Smythe, DT
1988	7-179	Ernie Jones, WR
1990	2-31	Anthony Thompson, RB

All-Time Roster

Cliff Anderson	1952-53
Chuck Bennett	1933
Lance Brown	1995-96
John Goldsberry	1949-50
Harry Jagielski	1956
Ernie Jones	1988-92
Tim Jordan	1989-91
John Leonard	1922-23
Chris Liwienski	2006
Vince Oliver	1945
Mike Rabold	1960
Clare Randolph	1930
Bob Ravensberg	1948-49
Eddie Rucinski	1943-46
Clare Rudolph	1930
Cal Snowden	1969-70
Anthony Thompson	1990-92
Aaron Williams	1999
Bob Zimny	1945-49

ATLANTA FALCONS



Draft Choices

Yr.	Rd.-Pk.	Name, Pos.
1966	12-171	Ken Hollister, T
1970	6-147	Jade Butcher, WR
1997	2-32	Nathan Davis, DE

All-Time Roster

Nathan Davis	1997
Rudy Kuechenberg	1971
Charlie Scales	1966
Dan Stryzinski	1995-00
Clay Williams	1999-00

BALTIMORE RAVENS



Draft Choices

Yr.	Rd.-Pk.	Name, Pos.
1997	6-167	Steve Lee, FB
2011	4-123	Tandon Doss, WR

All-Time Roster

Tandon Doss	2011-
James Hardy	2011-
Alex Smith	1997

BUFFALO BILLS



Draft Choices

Yr.	Rd.-Pk.	Name, Pos.
1969	16-391	Robert Kirk, G
1996	7-249	Eric Smedley, S
1998	7-198	Victor Allotey, G
2008	2-41	James Hardy, WR

All-Time Roster

Victor Allotey	1998-00
Nate Borden	1962
Lance Brown	2001
Mike Dumas	1994
Marcus Floyd	2002-03
Gibran Hamdan	2008-09
James Hardy	2008-09
Jammie Kirlew	2011-
Charley Leo	1963
Eric Smedley	1996-99
Cal Snowden	1971
Craig Walls	1987

CAROLINA PANTHERS



All-Time Roster

Marcus Floyd	2004
Kemp Rasmussen	2002-05

CHICAGO BEARS



Draft Choices

Yr.	Rd.-Pk.	Name, Pos.
1949	13-129	George Taliaferro, B
1959	27-321	John Aveni, E
1963	6-80	John Johnson, T
1963	18-249	Jeff Slabaugh, E
1981	10-260	Tim Clifford, QB
1981	11-287	Lonnie Johnson, RB

All-Time Roster

John Aveni	1959-60
Steve Bradley	1987
Don Croftcheck	1967
Mike Dumas	2001
Frank (Duke) Hanny	1923-27
Harry (Chic) Jagade	1954-55
John Johnson	1963-68
Ted Karras	1960-64
Rudy Kuechenberg	1967-69
Thomas Lewis	1998
Jim Logan	1942-43
Adewale Ogunleye	2004-09
Mike Rabold	1963-67
Dave Whitsell	1961-66
Joe Zeller	1938

CINCINNATI BENGALS



Draft Choices

Yr.	Rd.-Pk.	Name, Pos.
1968	16-435	Brown Marks, LB
1972	14-341	Steve Porter, WR
1973	15-380	Ted McNulty, QB
1986	12-316	Steve Bradley, QB
1987	3-76	Leonard Bell, DB

All-Time Roster

Victor Adeyanju	2010-
Leonard Bell	1987
Nate Borders	1987
Ken Johnson	1971-77
Herana-Daze Jones	2006-08
Eric Moore	1994
Bob Riley	1987
Bernard Whittington	2002

CLEVELAND BROWNS



Draft Choices

Yr.	Rd.-Pk.	Name, Pos.
1952	19-225	Sam Talarico, T
1952	23-276	Bobby Robertson, B
1957	5-53	Milt Campbell, B
1957	6-63	Joe Amstutz, C
1961	18-251	Ed Morris, T
1988	3-77	Van Waiters, OLB
2006	4-112	Isaac Sowells, T

All-Time Roster

Joe Amstutz	1957
Milt Campbell	1957
Bob Cowan	1947-48
Enoch DeMar	2003-05
Jim Dewar	1947
Corby Davis	1938-39, 41-42
Chris Gartner	1974
Harry (Chic) Jagade	1951-53
Rudy Kuechenberg	1970
Ted Livingstone	1937-40
Hurvin McCormack	1999-00

Eric Moore	1995
Chris Morris	1972-73
Craig Osika	2003-04
Lou Saban	1946-49
Charlie Scales	1962-65
Bob Sikora	1984
Isaac Sowells	2006-08
Van Waiters	1988-91
Dick Zoll	1937-38

DALLAS COWBOYS



Draft Choices

Yr.	Rd.-Pk.	Name, Pos.
1961	18-240	Randy Williams, B
1976	6-181	Greg McGuire, T
1981	12-329	Nate Lundy, WR
1993	3-84	Mike Middleton, DB

All-Time Roster

Nate Borden	1960-61
Nathan Davis	1998-99
Alex Green	1987
Babe Laufenberg	1989-90
Hurvin McCormack	1994-98
George Taliaferro	1952

DENVER BRONCOS



Draft Choices

Yr.	Rd.-Pk.	Name, Pos.
2010	7-232	Jammie Kirlew, DE

All-Time Roster

Nathan Davis	2000
Ian Beckles	2000
Herana-Daze Jones	2008
Nick Polk	2011-

DETROIT LIONS



Draft Choices

Yr.	Rd.-Pk.	Name, Pos.
1937	3-27	Vern Huffman, B
1938	9-76	Jim Sirtosky, G
1944	24-244	Chuck Jacoby, B
1953	2-25	Gene Gedman, B
1958	24-289	Dave Whitsell, B
1959	2-19	Mike Rabold, T
1960	11-123	Ted Aucerman, E
1961	5-66	Earl Faison, E
1965	1-11	Tom Nowatzke, RB
1966	3-39	Bill Malinchak, WR
1976	15-419	Trent Smock, WR
1980	3-62	Mike Friede, WR
1998	7-207	Chris Liwienski, T

T W E N T Y - E L E V E N
INDIANA FOOTBALL
 HOOSIERS IN THE NFL

ALL-TIME NFL ROSTERS

All-Time Roster

Abe Adams	1949
Chuck Bennett	1930
Howard Brown	1948-50
Chris Dittoe	1997-98
Mike Friede	1980
Versie Gaddis	2001
Gene Gedman	1953, 56-58
Mel Groomes	1948-49
Rex Grossman	1950
Frank (Duke) Hanny	1930
Bob Hoernschemeyer	1950-55
Vern Huffman	1937-38
Walter Jurkiewicz	1946
Ted Karras	1965
George Karstens	1949
Bill Malinchak	1966-69
Tom Nowatzke	1965-69
Mike Rabold	1959
Clare Randolph	1931-36
Amby Rascher	1932
Carroll Ringwalt	1930
Kywin Supernaw	1998-01
Emil Uremovich	1941-42, 45-46
Dave Whitsell	1958-60

GREEN BAY PACKERS



Draft Choices

Yr.	Rd.-Pk.	Name, Pos.
1942	15-139	Jim Trimble, T
1944	31-319	Russ Deal, G
1946	22-206	Howard Brown, G
1947	18-160	Jim Goodman, T
1952	8-87	Mel Becket, C
1955	25-293	Nate Borden, E
1956	5-56	Bob Skoronski, T
1983	10-271	Jimmy Thomas, DB

All-Time Roster

Carl Barzilauskas	1978-79
Ed Bell	1947-49
Nate Borden	1955-59
Mike Bucchianeri	1941, 44-45
Chris Gall	2001
Frank (Duke) Hanny	1930
Lynn Howard	1921-22
Robert Jones	1934
Rudy Kuechenberg	1970
Larry Marks	1928
Charlie Mathys	1922-26
Eric Matthews	1996-97
Lou Mihajlovich	1954
Bob Skoronski	1956, 59-68
Elmer Wilkins	1925
Joe Zeller	1932
Dick Zoll	1939

HOUSTON TEXANS



All-Time Roster

Chris Taylor	2006-08
--------------	---------

INDIANAPOLIS COLTS



Draft Choices

Yr.	Rd.-Pk.	Name, Pos.
1953	20-230	Pete Russo, T
1964	1-8	Marv Woodson, DB
1968	9-242	Terry Cole, RB
1971	5-130	John Andrews, TE
1976	12-340	Frank Stavroff, K
2010	7-246	Ray Fisher, CB/RS

All-Time Roster

John Andrews	1973-74
Jermaine Chaney	1999
Terry Cole	1968-69
Bob Cowan	1949
Frank Filchock	1950
Rex Grossman	1948-1950
Shawn Harper	1995
Billy Hillenbrand	1947-48
DeWayne Hogan	2001
Harry (Chic) Jagade	1949
Tom Nowatzke	1970-72
Stu O'Dell	1978
Craig Robeen	2000
Courtney Roby	2008
Alex Smith	1997
George Taliaferro	1953-54
Damon Watts	1994-97
Bernard Whittington	1994-00
Clay Williams	1997-99
Trevor Wilmot	1995

JACKSONVILLE JAGUARS



All-Time Roster

Jamie Baisley	2000
Mike Dumas	1995
Vaughn Dunbar	1995

KANSAS CITY CHIEFS



All-Time Roster

Victor Allotey	2001-04
Randy Beisler	1975
Chris Gall	2000
Trent Green	2001-06
Pete Stoyanovich	1996-2000
Dan Stryzinski	2001-02
Ernie Thompson	1993

MIAMI DOLPHINS



Draft Choices

Yr.	Rd.-Pk.	Name, Pos.
1968	1-27	Doug Crusan, T
1985	10-279	Mike Pendleton, DB
1989	8-203	Pete Stoyanovich, K
1995	2-53	Andrew Greene, G

All-Time Roster

Terry Cole	1971
Doug Crusan	1968-74
Earl Faison	1966
Trent Green	2007
Andrew Greene	1995
Aaron Halterman	2007
Gibran Hamdan	2007
Chris Livianski	2007
Eric Moore	1995
Adewale Ogunleye	2000-03
Pete Stoyanovich	1989-95

MINNESOTA VIKINGS



Draft Choices

Yr.	Rd.-Pk.	Name, Pos.
1971	10-258	Chris Morris, G
1987	10-267	Bob Riley, T

All-Time Roster

Chris Livianski	1998-04
Mike McCurry	1987
Mike Rabold	1960-61
Van Waiters	1992

NEW ENGLAND PATRIOTS



Draft Choices

Yr.	Rd.-Pk.	Name, Pos.
1976	11-298	Donnie Thomas, LB

All-Time Roster

Harry Jagielski	1960-61
Charley Leo	1960-62
Eric Stolberg	1971
Chris Taylor	2009-10
Donnie Thomas	1976

NEW ORLEANS SAINTS



Draft Choices

Yr.	Rd.-Pk.	Name, Pos.
1977	9-231	Dave Knowles, T
1992	1-21	Vaughn Dunbar, RB
2008	2-40	Tracy Porter, CB

All-Time Roster

Stacey Dawsey	1987
Vaughn Dunbar	1992-95
Herana-Daze Jones	2009
David Knowles	1977
Babe Laufenberg	1986
Chris Morris	1975
Tracy Porter	2008-
Nate Ramsey	1973
Courtney Roby	2008-
Chris Taylor	2011-
Dave Whitsell	1967-69
Marv Woodson	1969

NEW YORK GIANTS



Draft Choices

Yr.	Rd.-Pk.	Name, Pos.
1944	1-6	Billy Hillenbrand, B
1947	3-22	John Cannady, C
1947	11-94	Bob Hoernschemeyer, B
1949	16-155	Jerry Morrical, T
1961	9-123	Moses Gray, T
1976	8-221	John Jordan, DT
1988	1-10	Eric Moore, G
1988	10-259	Eric Hickerson, DB
1994	1-24	Thomas Lewis, WR
2011	4-117	James Brewer, T

All-Time Roster

Cliff Anderson	1953
James Brewer	2011-
John Cannady	1947-54
Frank Filchock	1946
Mike Friede	1980
Thomas Lewis	1994-97
Eric Moore	1988-93

T W E N T Y - E L E V E N
INDIANA FOOTBALL
HOOSIERS IN THE NFL

ALL-TIME NFL ROSTERS

NEW YORK JETS



Draft Choices

Yr.	Rd.-Pk.	Name, Pos.
1973	9-222	Robert Spicer, LB
1974	1-6	Carl Barzilawskas, DT

All-Time Roster

Carl Barzilawskas	1974-77
Marcus Floyd	2002
Moses Gray	1961-62
John Paci	1996-97
Rob Spicer	1973
Dan Stryzinski	2003

OAKLAND RAIDERS



Draft Choices

Yr.	Rd.-Pk.	Name, Pos.
1970	17-440	Eric Stolberg, WR
1989	9-235	Gary Gooden, DB
1991	6-146	Nolan Harrison, DT

All-Time Roster

Nolan Harrison	1991-96
Harry Jagielski	1961

PHILADELPHIA EAGLES



Draft Choices

Yr.	Rd.-Pk.	Name, Pos.
1945	5-41	Pete Pihos, WR
1946	26-248	Ben Raimondi, B
1948	29-273	Rex Grossman, B
1963	14-186	Nate Ramsey, B
1963	19-256	Mike Wasdovich, G
1966	1-4	Randy Beisler, DE
1967	5-114	Bob Van Pelt, C
1973	8-184	Dan Lintner, DB
1985	1-9	Kevin Allen, T
1986	12-325	Bobby Howard, RB

All-Time Roster

Kevin Allen	1985
Ian Beckles	1997-98
Randy Beisler	1966-68
Troy Drake	1995-97
Pita Elisara	2001
Don Luft	1954
Pete Pihos	1947-55
Nate Ramsey	1963-72
George Taliaferro	1955

PITTSBURGH STEELERS



Draft Choices

Yr.	Rd.-Pk.	Name, Pos.
1938	2-14	Frank Filchok, B
1941	11-93	Emil Uremovich, T
1948	10-82	Dick Deranek, B
1957	21-246	Gene Cichowski, QB
1961	16-215	Wilbert Scott, B
1973	6-154	Glen Skolnik, WR
1984	1-23	Duane Gunn, WR
1995	5-161	Lance Brown, CB
2002	2-62	Antwaan Randle El, QB/WR

All-Time Roster

Rich Badar	1967
Lance Brown	1995, 98-00
Gene Cichowski	1957
Terry Cole	1970
Frank Filchok	1938
Nolan Harrison	1997-99
Tim Jordan	1992-93
Ted Karras	1958-59
Antwaan Randle El	2002-05, 10-
Eddie Rucinski	1944
Charlie Scales	1960-61
Glenn Scolnik	1973
Wilbert Scott	1961
Dan Stryzinski	1990-91
Marv Woodson	1964-69

ST. LOUIS RAMS



Draft Choices

Yr.	Rd.-Pk.	Name, Pos.
1937	6-60	Chris Del Sasso, T
1938	1-1	Corbett Davis, B
1939	10-83	Frank Petrick, E
1939	20-183	Paul Graham, B
1941	19-174	Harold Hursh, B
1947	19-173	Jimmy Dewar, B
1959	24-285	Tom Campbell, B
1978	10-273	Charles Peal, T
1991	12-312	Ernie Thompson, RB
1992	4-87	Shawn Harper, T
2006	4-113	Victor Adeyanju, DE
2010	2-33	Rodger Saffold, T

All-Time Roster

Victor Adeyanju	2006-09
Trent Green	1999-2000, 08
Ernie Jones	1993
Ted Karras	1966
Rodger Saffold	2010-
Pete Stoyanovich	2000
Anthony Thompson	1992-93
Ernie Thompson	1991-92

SAN DIEGO CHARGERS



Draft Choices

Yr.	Rd.-Pk.	Name, Pos.
1976	15-407	Jack Hoffman, DT
1993	8-222	Trent Green, QB

All-Time Roster

John Andrews	1972
Kris Dielman	2003-
Mike Dumas	1996-00
Earl Faison	1961-66
Trent Green	1993
Babe Laufenberg	1985
Thomas Lewis	1999
Craig Osika	2002
Cal Snowden	1972-73

SAN FRANCISCO 49ERS



Draft Choices

Yr.	Rd.-Pk.	Name, Pos.
1958	13-151	Jim Yore, B
1969	4-86	Jim Sniadecki, LB
1970	2-48	John Isenbarger, RB
1973	5-112	Mike Fulk, LB

All-Time Roster

Randy Beisler	1969-74
John Isenbarger	1970-73
Tim Jordan	1995
Craig Osika	2002
Jim Sniadecki	1969-73

SEATTLE SEAHAWKS



Draft Choices

Yr.	Rd.-Pk.	Name, Pos.
1979	2-45	Joe Norman, LB

All-Time Roster

Jerry Dorsey	2001
Joey Eloms	1998-99
Andrew Greene	1998
Gibran Hamdan	2006
Joe Norman	1979-81, 83
Kemp Rasmussen	2006-07

TAMPA BAY BUCCANERS



Draft Choices

Yr.	Rd.-Pk.	Name, Pos.
1990	5-114	Ian Beckles, G

All-Time Roster

Ian Beckles	1990-96
Bobby Howard	1986-88
Larry Jameson	1976
Steve Lee	1998
Justin Smith	2003
Dan Stryzinski	1992-94

TENNESSEE TITANS



Draft Choices

Yr.	Rd.-Pk.	Name, Pos.
1991	2-28	Mike Dumas, FS
2005	3-68	Courtney Roby, WR

All-Time Roster

Mike Dumas	1991-93
Courtney Roby	2005-07

WASHINGTON REDSKINS



Draft Choices

Yr.	Rd.-Pk.	Name, Pos.
1948	14-118	Harry Jagade, B
1949	25-248	Nick Sebek, B
1950	21-266	Cas Witucki, G
1954	7-80	Harry Jagielski, T
1957	15-177	Brad Bomba, E
1965	8-105	Don Croftcheck, G
1974	13-332	Stu O'Dell, LB
1976	14-393	Quinn Buckner, DB
1983	6-168	Babe Laufenberg, QB
2003	7-232	Gibran Hamdan, QB

All-Time Roster

John Aveni	1961
Gene Cichowski	1958-59
Don Croftcheck	1965-66
Troy Drake	1998-00
Pita Elisara	2003
Frank Filchok	1938-41, 44-45
Trent Green	1995-1998
Gibran Hamdan	2003-05
Nolan Harrison	2000
Harry Jagielski	1956
Babe Laufenberg	1983-85
Bill Malinchak	1970-74, 1976
Eric Matthews	1998
Lamar Mills	1994
Stu O'Dell	1974-76
John Paci	1999
Antwaan Randle El	2006-09
Nick Sebek	1950
Casmir Witucki	1950-51, 53-56

- Current NFL players in bold

T W E N T Y - E L E V E N
INDIANA FOOTBALL
 HOOSIERS IN THE NFL

ALL-TIME HOOSIERS IN THE PROS

George Karstens
Jammie Kirlaw
 David Knowles
 Rudy Kuechenberg

Detroit Lions, 1949
Buffalo Bills, 2011-
 New Orleans Saints, 1977
 Chicago Bears, 1967-69
 Cleveland Browns, 1970
 Green Bay Packers, 1970
 Atlanta Falcons, 1971

-L-
 Washington Redskins, 1983-85
 San Diego Chargers, 1985
 New Orleans Saints, 1986
 Dallas Cowboys, 1989-90
 Tampa Bay Buccaneers, 1998
 Boston Patriots, 1960-62
 Buffalo Bills, 1963
 Chicago Cardinals, 1922-23
 New York Giants, 1994-97
 Chicago Bears, 1998
 San Diego Chargers, 1999
 Cleveland Browns, 1937-40
 Minnesota Vikings, 1998-04
 Arizona Cardinals, 2006
 Miami Dolphins, 2007
 Chicago Bears, 1942-43
 Philadelphia Eagles, 1954

Babe Laufenberg

Steve Lee
 Charley Leo

John Leonard
 Thomas Lewis

Ted Livingstone
 Chris Liwienski

Jim Logan
 Don Luft

Stu MacLean
 Bill Malinchak

Larry Marks

Charlie Mathys

Eric Matthews

Bill McCaw
 Hurvin McCormack

Mike McCurry
 Lou Mihajlovich

Lamar Mills
 Eric Moore

Chris Morris

Joe Norman
 Tom Nowatzke

Stu O'Dell

Adewale Ogunleye

Vince Oliver

-M-
 Louisville Brecks, 1921
 Detroit Lions, 1966-69
 Washington Redskins, 1970-74, 76
 Akron Indians, 1926
 New York Yankees, 1927
 Green Bay Packers, 1928
 Hammond Pros, 1921
 Green Bay Packers, 1922-26
 Green Bay Packers, 1996-97
 Washington Redskins, 1998
 Racine Legion, 1923
 Dallas Cowboys, 1994-98
 Cleveland Browns, 1999-00
 Minnesota Vikings, 1987
 Los Angeles Dons, 1948
 Green Bay Packers, 1954
 Washington Redskins, 1994
 New York Giants, 1988-93
 Cincinnati Bengals, 1994
 Cleveland Browns, 1995
 Miami Dolphins, 1995
 Cleveland Browns, 1972-73
 New Orleans Saints, 1975

-N-
 Seattle Seahawks, 1979-81, 83
 Detroit Lions, 1965-69
 Baltimore Colts, 1970-72

-O-
 Washington Redskins, 1974-76
 Baltimore Colts, 1978
 Miami Dolphins, 2000-03
 Chicago Bears, 2004-09
 Chicago Cardinals, 1945

Craig Osika

John Paci

Pete Pihos
Nick Polk
Tracy Porter

Mike Rabold

Ben Raimondi
 Nate Ramsey

Antwaan Randle El

Clare Randolph

Amby Rascher
 Kemp Rasmussen

Bob Ravensberg
 Bob Riley
 Carroll Ringwalt

Elliott Risley
 Craig Robeen
Courtney Roby

Eddie Rucinski

Clare Rudolph

Lou Saban
Rodger Saffold
 Charlie Scales

Glenn Scolnik
 Wilbert Scott
 Nick Sebek
 Bob Sikora
 Bob Skoronski
 Eric Smedley
 Alex Smith

Justin Smith
 Jim Sniadecki
 Cal Snowden

Isaac Sowell
 Rob Spicer
 Eric Stolberg

San Francisco 49ers, 2002
 San Diego Chargers 2002
 Cleveland Browns, 2003-04

-P-
 New York Jets, 1996-97
 Washington Redskins, 1999
 Philadelphia Eagles, 1947-55
Denver Broncos, 2011-
New Orleans Saints, 2008-

-R-
 Detroit Lions, 1959
 St. Louis Cardinals, 1960
 Minnesota Vikings, 1960-61
 Chicago Bears, 1963-67
 New York Yankees, 1947
 Philadelphia Eagles, 1963-72
 New Orleans Saints, 1973
Pittsburgh Steelers, 2002-05, 10-
Washington Redskins, 2006-09
 Chicago Cardinals, 1930
 Portsmouth Spartans, 1931-33
 Detroit Lions, 1934-36
 Portsmouth Spartans, 1932
 Carolina Panthers, 2002-05
 Seattle Seahawks, 2006-07
 Chicago Cardinals, 1948-49
 Cincinnati Bengals, 1987
 Portsmouth Spartans, 1930
 Frankfurt Yellow Jackets, 1931
 Hammond Pros, 1921-23
 Indianapolis Colts, 2000
Tennessee Titans, 2005-07
Indianapolis Colts, 2008
New Orleans Saints, 2008-
 Brooklyn Dodgers, 1941-42
 Chicago Cardinals, 1943-46
 Pittsburgh Steelers, 1944
 Chicago Cardinals, 1930

-S-
 Cleveland Browns, 1946-49
St. Louis Rams, 2010-
 Pittsburgh Steelers, 1960-61
 Cleveland Browns, 1962-65
 Atlanta Falcons, 1966
 Pittsburgh Steelers, 1973
 Pittsburgh Steelers, 1961
 Washington Redskins, 1950
 Cleveland Browns, 1984
 Green Bay Packers, 1956, 59-68
 Buffalo Bills, 1996-99
 Indianapolis Colts, 1997
 Baltimore Ravens, 1997
 Tampa Bay Buccaneers, 2003
 San Francisco 49ers, 1969-73
 St. Louis Cardinals, 1969-70
 Buffalo Bills, 1971
 San Diego Chargers, 1972-73
 Cleveland Browns, 2006-08
 New York Jets, 1973
 New England Patriots, 1971

Pete Stoyanovich

Dan Stryzinski

Kywin Supernaw

George Taliaferro

John Tavenor
Chris Taylor

Donnie Thomas
 Anthony Thompson

Ernie Thompson

Joe Tofil

Emil Uremovich

Van Waiters

Craig Walls
 Damon Watts
 Gene White
 Dave Whitsell

Bernard Whittington

Elmer Wilkins
 Aaron Williams
 Clay Williams

Travis Williams
 Trevor Wilmot
 Casimir (Slug) Witucki
 Marv Woodson

Joe Zeller

Bob Zimny
 Dick Zoll

- Current NFL players in bold

Miami Dolphins, 1989-95
 Kansas City Chiefs, 1996-00
 St. Louis Rams, 2000
 Pittsburgh Steelers, 1990-91
 Tampa Bay Buccaneers, 1992-94
 Atlanta Falcons, 1995-00
 Kansas City Chiefs, 2001-02
 New York Jets, 2003
 Detroit Lions, 1998-01

-T-
 Los Angeles Dons, 1949
 New York Yankees, 1950-51
 Dallas Cowboys, 1952
 Baltimore Colts, 1953-54
 Philadelphia Eagles, 1955
 Miami Seahawks, 1946
Houston Texans, 2006-08
New England Patriots, 2009-10
New Orleans Saints 2011-
 New England Patriots, 1976
 Phoenix Cardinals, 1990-92
 Los Angeles Rams, 1992-93
 Los Angeles Rams, 1991-92
 Kansas City Chiefs, 1993
 Brooklyn Dodgers, 1942

-U-
 Detroit Lions, 1941-42, 45-46
 Chicago Rockets, 1948

-W-
 Cleveland Browns, 1988-91
 Minnesota Vikings, 1992
 Buffalo Bills, 1987
 Indianapolis Colts, 1994-97
 Buffalo Bisons, 1946
 Detroit Lions, 1958-60
 Chicago Bears, 1961-66
 New Orleans Saints, 1967-69
 Indianapolis Colts, 1994-00
 Cincinnati Bengals, 2002
 Green Bay Packers, 1925
 Arizona Cardinals, 1999
 Indianapolis Colts, 1997-99
 Atlanta Falcons, 1999-2000
 Evansville Crimson Giants, 1921-22
 Indianapolis Colts, 1995
 Washington Redskins, 1950-51, 53-56
 Pittsburgh Steelers, 1964-69
 New Orleans Saints, 1969

-Z-
 Green Bay Packers, 1932
 Chicago Bears, 1938
 Chicago Cardinals, 1945-49
 Cleveland Browns, 1937-38
 Green Bay Packers, 1939

T W E N T Y - E L E V E N
INDIANA FOOTBALL
 HOOSIERS IN THE NFL

ALL-TIME HOOSIER DRAFT PICKS

Year	Rd.	Sel.	Player	Pos.	Team	Year	Rd.	Sel.	Player	Pos.	Team
2011	4	117	Brewer, James	T	N.Y. Giants	1973	5	112	Fulk, Mike	LB	San Francisco
2011	4	123	Doss, Tandon	WR	Baltimore	1973	6	154	Skolnik, Glen	WR	Pittsburgh
2010	2	33	Saffold, Rodger	T	St. Louis	1973	8	184	Lintner, Dan	DB	Philadelphia
2010	7	232	Kirlew, Jammie	DE	Denver	1973	9	222	Spicer, Robert	LB	N.Y. Jets
2010	7	246	Fisher, Ray	CB/RS	Indianapolis	1973	15	380	McNulty, Ted	QB	Cincinnati
2008	2	40	Porter, Tracy	CB	New Orleans	1972	14	341	Porter, Steve	WR	Cincinnati
2008	2	41	Hardy, James	WR	Buffalo	1971	5	130	Andrews, John	TE	Baltimore Colts
2006	4	112	Sowells, Isaac	T	Cleveland	1971	10	258	Morris, Chris	G	Minnesota
2006	4	113	Adeyanju, Victor	DE	St. Louis	1970	2	48	Isenbarger, John	RB	San Francisco
2005	3	68	Roby, Courtney	WR	Tennessee	1970	6	147	Butcher, Jade	WR	Atlanta
2003	7	232	Hamdan, Gibran	QB	Washington	1970	17	440	Stolberg, Eric	WR	L.A. Raiders
2002	2	62	Randle El, Antwaan	QB/WR	Pittsburgh	1969	4	86	Sniadecki, Jim	LB	San Francisco
1998	7	198	Allotey, Victor	G	Buffalo	1969	9	227	Snowden, Calvin	DE	St. Louis Cardinals
1998	7	207	Liwienski, Chris	T	Detroit	1969	16	391	Kirk, Robert	G	Buffalo
1997	2	32	Davis, Nathan	DE	Atlanta	1968	1	27	Crusan Doug	T	Miami
1997	6	167	Lee, Steve	FB	Baltimore	1968	9	242	Cole, Terry	RB	Baltimore Colts
1996	7	249	Smedley, Eric	S	Buffalo	1968	16	435	Marks, Brown	LB	Cincinnati
1995	2	53	Greene, Andrew	G	Miami	1967	5	114	Van Pelt, Bob	C	Philadelphia
1995	5	161	Brown, Lance	CB	Pittsburgh	1966	1	4	Beisler, Randy	DE	Philadelphia
1994	1	24	Lewis, Thomas	WR	N.Y. Giants	1966	3	39	Malinchak, Bill	WR	Detroit
1993	3	84	Middleton, Mike	DB	Dallas	1966	12	171	Hollister, Ken	T	Atlanta
1993	8	222	Green, Trent	QB	San Diego	1966	20	299	Gallagher, Tom	DE	St. Louis Cardinals
1992	1	21	Dunbar, Vaughn	RB	New Orleans	1965	1	11	Nowatzke, Tom	RB	Detroit
1992	4	87	Harper, Shawn	T	L.A. Rams	1965	8	105	Croftcheck, Don	G	Washington
1991	2	28	Dumas, Mike	FS	Houston Oilers	1964	1	8	Woodson, Marv	DB	Baltimore Colts
1991	6	146	Harrison, Nolan	DT	L.A. Raiders	1963	6	80	Johnson, John	T	Chicago
1991	12	312	Thompson, Ernie	RB	L.A. Rams	1963	14	186	Ramsey, Nate	B	Philadelphia
1990	2	31	Thompson, Anthony	RB	Phoenix	1963	18	249	Slabaugh, Jeff	E	Chicago
1990	5	114	Beckles, Ian	G	Tampa Bay	1963	19	256	Wasdovich, Mike	G	Philadelphia
1989	8	203	Stoyanovich, Pete	K	Miami	1961	5	66	Faison, Earl	E	Detroit
1989	9	235	Gooden, Gary	DB	L.A. Raiders	1961	9	123	Gray, Moses	T	N. Y. Giants
1988	1	10	Moore, Eric	G	N.Y. Giants	1961	16	215	Scott, Wilbert	B	Pittsburgh
1988	3	77	Walters, Van	OLB	Cleveland	1961	18	240	Williams, Randy	B	Dallas
1988	7	179	Jones, Ernie	WR	Phoenix	1961	18	251	Morris, Ed	T	Cleveland
1988	10	259	Hickerson, Eric	DB	N.Y. Giants	1960	11	123	Aucerman, Ted	E	Detroit
1987	3	76	Bell, Leonard	DB	Cincinnati	1960	13	146	Jones, Vic	HB	St. Louis Cardinals
1987	10	267	Riley, Bob	T	Minnesota	1959	2	19	Rabold, Mike	T	Detroit
1986	12	316	Bradley, Steve	QB	Cincinnati	1959	24	285	Campbell, Tom	B	L.A. Rams
1986	12	325	Howard, Bobby	RB	Philadelphia	1959	27	314	Corrigan, Bob	G	Chicago Cardinals
1985	1	9	Allen, Kevin	T	Philadelphia	1959	27	321	Aveni, John	E	Chicago Bears
1985	10	279	Pendleton, Mike	DB	Miami	1958	13	151	Yore, Jim	B	San Francisco
1984	1	23	Gunn, Duane	WR	Pittsburgh	1958	22	255	Aloisio, Tony	E	Chicago Cardinals
1984	10	269	Smythe, Mark	DT	St. Louis Cardinals	1958	24	289	Whitsell, Dave	B	Detroit
1983	6	168	Laufenberg, Babe	QB	Washington	1957	5	53	Campbell, Milt	B	Cleveland
1983	10	271	Thomas, Jimmy	DB	Green Bay	1957	6	63	Amstutz, Joe	C	Cleveland
1981	10	260	Clifford, Tim	QB	Chicago	1957	14	166	Fee, Bob	B	Chicago Cardinals
1981	11	287	Johnson, Lonnie	RB	Chicago	1957	15	177	Bomba, Brad	E	Washington
1981	12	329	Lundy, Nate	WR	Dallas	1957	21	246	Cichowski, Gene	QB	Pittsburgh
1980	3	62	Friede, Mike	WR	Detroit	1956	5	56	Skoronski, Bob	T	Green Bay
1979	2	45	Norman, Joe	LB	Seattle	1955	25	293	Borden, Nate	E	Green Bay
1978	10	273	Peal, Charles	T	L.A. Rams	1954	7	80	Jagielski, Harry	T	Washington
1977	9	231	Knowles, Dave	T	New Orleans	1953	2	25	Gedman, Gene	B	Detroit
1976	6	181	McGuire, Greg	T	Dallas	1953	20	230	Russo, Pete	T	Baltimore Colts
1976	8	221	Jordan, John	DT	N.Y. Giants	1952	8	87	Becket, Mel	C	Green Bay
1976	11	298	Thomas, Donnie	LB	New England	1952	15	171	Davis, John	B	Chicago Cardinals
1976	12	340	Stavroff, Frank	K	Baltimore Colts	1952	19	225	Talarico, Sam	T	Cleveland
1976	14	393	Buckner, Quinn	DB	Washington	1952	23	276	Robertson, Bobby	B	Cleveland
1976	15	407	Hoffman, Jack	DT	San Diego	1952	25	291	Anderson, Cliff	E	Chicago Cardinals
1976	15	419	Smock, Trent	WR	Detroit	1950	21	266	Witucki, Cas (Slug)	G	Washington
1975	6	152	Jameson, Larry	DT	St. Louis Cardinals	1949	4	40	Goldsberry, John	T	Chicago Cardinals
1974	1	6	Barzilawskas, Carl	DT	N.Y. Jets	1949	13	129	Taliaferro, George	B	Chicago Bears
1974	13	332	O'Dell, Stu	LB	Washington	1949	16	155	Morrical, Jerry	T	N.Y. Giants
						1949	25	248	Sebek, Nick	B	Washington

T W E N T Y - E L E V E N
INDIANA FOOTBALL
 HOOSIERS IN THE NFL

ALL-TIME HOOSIER DRAFT PICKS

Year	Rd.	Sel.	Player	Pos.	Team	Year	Rd.	Sel.	Player	Pos.	Team
1948	10	82	Deranek, Dick	B	Pittsburgh	1944	24	244	Jacoby, Chuck	B	Detroit
1948	14	118	Jagade, Harry (Chick)	B	Washington	1944	28	287	Zimny, Bob	T	Brooklyn
1948	29	273	Grossman, Rex	B	Philadelphia	1944	31	319	Deal, Russ	G	Green Bay
1947	3	22	Cannady, John	C	N.Y. Giants	1943	15	133	Doloway, Earl	B	Chicago Cardinals
1947	6	41	Raimondi, Ben	B	Chicago Cardinals	1942	15	139	Trimble, Jim	T	Green Bay
1947	11	94	Hoernschemeyer, Bob	B	N.Y. Giants	1941	6	49	Rucinski, Eddie	E	Brooklyn
1947	17	150	Ravensburg, Bob	E	Chicago Cardinals	1941	11	93	Uremovich, Emil	T	Pittsburgh
1947	18	160	Goodman, Jim	T	Green Bay	1941	19	174	Hursh, Harold	B	Cleveland Rams
1947	19	173	Dewar, Jimmy	B	L.A. Rams	1939	2	15	Haak, Bob	T	Brooklyn
1946	22	206	Brown, Howard	G	Green Bay	1939	10	83	Petrick, Frank	E	Cleveland Rams
1946	26	248	Raimondi, Ben	B	Philadelphia	1939	20	183	Graham, Paul	B	Cleveland Rams
1945	5	41	Pihos, Pete	WR	Philadelphia	1938	1	1	Davis, Corbett	B	Cleveland Rams
1945	12	111	Cowan, Bob	B	Chicago Cardinals	1938	2	14	Filchock, Frank	B	Pittsburgh
1945	16	154	Cannady, John	B	Chicago Cardinals	1938	9	76	Sirtosky, Jim	G	Detroit
1944	1	6	Hillenbrand, Billy	B	N.Y. Giants	1938	11	95	Kenderdine, Bob	E	Chicago Cardinals
1944	4	28	Tavener, Jack	C	Chicago Cardinals	1937	3	27	Huffman, Vern	B	Detroit
1944	10	88	Saban, Lou	B	Chicago Cardinals	1937	6	60	Del Sasso, Chris	T	Cleveland Rams
						1936	6	51	Antonini, Ettore	E	Chicago Cardinals

HOOSIERS ON FORMER NFL TEAMS

Team	Player	Year	Team	Player	Year	Team	Player	Year
AKRON INDIANS <i>All-Time Roster</i>	Larry Marks	1926	CHICAGO HORNETS <i>All-Time Roster</i>	Bob Hoernschemeyer	1949	FRANKFORT YELLOW JACKETS <i>All-Time Roster</i>	Carroll Ringwalt	1931
BROOKLYN DODGERS <i>Draft Choices</i>	Yr. Rd.-Pk. Name, Pos.		CHICAGO ROCKETS <i>All-Time Roster</i>	Billy Hillenbrand	1946-47	HAMMOND PROS <i>All-Time Roster</i>	George Fisher	1926
	1939 2-15 Bob Haak, T			Bob Hoernschemeyer	1946-47		Wally Hess	1920-25
	1941 6-49 Eddie Rucinski, E			Emil Uremovich	1948		Charlie Mathys	1921
	1944 28-287 Bob Zimny, T						Elliott Risley	1921-23
All-Time Roster			COLUMBUS PANHANDLES <i>All-Time Roster</i>	Ed (Doc) Davis	1921-22	KENOSHA MARRONS <i>All-Time Roster</i>	Wally Hess	1924
	Bob Haak	1939						
	Bob Hoernschemeyer	1947-48	DAYTON TRIANGLES <i>All-Time Roster</i>	Ed (Doc) Davis	1920-21	LOS ANGELES DONS <i>All-Time Roster</i>	Lou Mihajlovich	1948
	Eddie Rucinski	1941-42		Russ Hathaway	1920-24		George Taliaferro	1949
	Joe Tofil	1942				LOUISVILLE BRECKS <i>All-Time Roster</i>	Dan Bernoske	1926
BUFFALO BISONS <i>All-Time Roster</i>	Russ Hathaway	1927	EVANSVILLE CRIMSON GIANTS <i>All-Time Roster</i>	Travis Williams	1921-22		Ray Harper	1921
	Gene White	1946					Stu MacLean	1921
CANTON BULLDOGS <i>All-Time Roster</i>	Russ Hathaway	1922				MIAMI SEAHAWKS <i>All-Time Roster</i>	John Tavener	1946
						MUNCIE FLYERS <i>All-Time Roster</i>	Frank Allen	1921
							Ed (Doc) Davis	1920
							Russ Hathaway	1920
						NEW YORK YANKEES <i>All-Time Roster</i>	Larry Marks	1927
							Ben Raimondi	1947
							George Taliaferro	1950-51
						POTTSVILLE MAROONS <i>All-Time Roster</i>	Russ Hathaway	1925-26
						PROVIDENCE STEAM ROLLERS <i>All-Time Roster</i>	Frank (Duke) Hanny	1928-29
						RACINE LEGION <i>All-Time Roster</i>	Bill McCaw	1923

MICHAEL A. McROBBIE

Indiana University's 18th President on July 1, 2007



Michael A. McRobbie became Indiana University's eighteenth president on July 1, 2007. In making its unanimous decision to appoint him, the IU Board of Trustees cited McRobbie's extensive record of accomplishment in various senior administrative roles at IU over 10 years as well as his strong academic credentials. They stated that McRobbie's broad expertise in fostering research partnerships and his collaborative leadership style had contributed greatly to enhancing the educational and research missions of the university and to strengthening IU's glorious traditions in the arts.

McRobbie is responsible for IU's eight campus system which has a total budget of around \$2.7 billion, and over 5000 faculty, 11,000 staff, and 100,000 students.

In his Inaugural Address, McRobbie set out a new vision for IU that stressed and reaffirmed IU's fundamental mission of excellence in research and teaching to be achieved through a great faculty, responsive and relevant education, an enhanced global presence, expanded infrastructure, a rededication to the arts and humanities, and new initiatives in engagement and economic development. He expanded on many of these themes and described a year of progress in his 2008 State of the University speech.

McRobbie became IU's vice president for information technology in 1997, and he led the university to national leadership in that field. This leadership was based on the IU Information Technology Strategic Plan, which he initiated and which is now considered a model for institutions across the nation. He also played a major role in the creation of the School of Informatics; directed the development of I-Light, the management of the Internet2 Abilene network and numerous other networks; and founded IU's Pervasive Technology Laboratories, funded in 1999 by a grant of \$30 million from the Lilly Endowment—then the largest research grant to IU from a private organization. As president, he has directed the preparation of IU's new IT Strategic Plan. His efforts in information technology were recognized when he was named one of the Premier 100 IT leaders by Computer World Magazine.

In May 2003, McRobbie took on additional responsibilities as vice president for research. His aim was to improve the environment for research at IU by increasing external funding, expanding research space and facilities, and improving research support services. He was instrumental in securing a \$53 million grant from the Lilly Endowment for the Indiana Metabolomics and Cytomics Initiative (METACyt)—the largest grant ever obtained at IU Bloomington—and established the highly successful New Frontiers in the Arts and Humanities Program, which supports the creation of major works of art in various genres. He initiated a study of IU's research space needs, which will guide the development of new buildings and facilities under his presidency through the recently completed IU Master Plan, which he initiated.

McRobbie was appointed interim provost and vice president for academic affairs at IU Bloomington in 2006. In that position, he worked to rebuild academic leadership by appointing six new deans and a number of other key senior leaders, helped complete the IU Life Sciences Strategic Plan, further addressed the needs of arts and humanities programs, and oversaw the move of IU Bloomington to become a more selective campus, while ensuring that it remained accessible and affordable to low-income and minority students through a major increase in financial aid.

He also worked to reinvigorate IU's global relationships that support the university's international academic and educational programs. Over recent years he has led university delegations to China, Japan, and Korea, as well as visiting Israel, and has established or renewed cooperative agreements in research and education with several premier universities in those nations. He has also overseen the preparation of IU's International Strategic Plan.

A native of Australia, McRobbie came to IU from the Institute of Advanced Study at the Australian National University (ANU), where he was a professor of information science and chief executive officer of the Cooperative Research Centre for Advanced Computational Systems. He earned a bachelor's degree with first class honors from the University of Queensland and a doctoral degree from ANU. In 2007, the University of Queensland awarded him an honorary Doctor of Science. He was also awarded another Honorary Doctor of Science in 2008 by SungKyunKwan University in Korea.

McRobbie has been an active researcher in computer science and logic over his career. He has been principal investigator on numerous large grants from agencies such as the National Science Foundation, has published a number of books, and has served widely on editorial boards and conference committees.

He has had a substantial involvement in the development of the life and health sciences in Indiana and is a member of the Boards of Clarian Health Partners—one of the largest hospital systems in the United States—and the Riley Children's Hospital, one of America's leading children's hospitals.

He has had extensive experience in working with industry and has led large university/industry joint initiatives in various areas. Outside of the United States, he has had special experience working with industry, research, and government organizations in Asia, especially in Japan, and was a co-founder of the Asia Pacific Advanced Network (APAN) in 1996.

He has held numerous government, research and private sector committee, board, and advisory appointments nationally and internationally.

In addition to serving as IU's top administrator, McRobbie is a professor of cognitive science, computer science, informatics, and philosophy and an adjunct professor of library and information science on the IU Bloomington campus. He is also a professor of computer technology in the Purdue School of Engineering and professor of philosophy both at Indiana University-Purdue University Indianapolis (IUPUI). He recently became the first sitting IU president to be named an honorary member of the Alliance of Distinguished and Titled Professors. Though his academic career has focused primarily on information technology, he has demonstrated a continuing strong interest in and commitment to the humanities and was recently elected an honorary member of the Australian Academy of Humanities.

He holds numerous awards and honors and in 2007 was made a Sagamore of the Wabash by Indiana Governor Mitch Daniels, the highest honor the State can bestow.

IU's first lady, Laurie Burns McRobbie, is a native of Michigan. She has worked as a technologist for the last 20 years of her career, most recently serving as the executive director of member and partner relations for Internet2. She is an adjunct faculty member in IU's School of Informatics and also has a background in the humanities and a long involvement in women's issues. At IU she has used this extensive background to promote and advance scientific and mathematical literacy, particularly among groups who have historically been underrepresented in these fields. She has also continued her involvement in women's issues and in community organizations such as Middle Way House.

The McRobbies were both widowed, and they have six children—three each by their first marriages. They are both avid readers, especially of history; they collect art and enthusiastically attend as many concerts, operas, and plays as they can, and both greatly enjoy working out. Both have traveled extensively internationally and enjoy the challenges of new countries and cultures.

INDIANA UNIVERSITY BOARD OF TRUSTEES



MaryEllen
 Kiley Bishop



William R. Cast



Bruce Cole



Philip N. Eskew, Jr.



Thomas E. Reilly, Jr.



Derica W. Rice



Patrick A. Shoulders



William H. Strong

FRED GLASS

Vice President and Director of Athletics



Since assuming the role of Indiana University vice president and director of intercollegiate athletics on January 1, 2009, Fred Glass has worked tirelessly to return IU to its rightful place as one of the premier athletics departments in the country.

Indiana University President Michael A. McRobbie named Fred Glass as IU's vice president and director of intercollegiate athletics in the fall of 2008. At the press conference announcing his appointment, Glass set out the four priorities that have been the hallmark of his tenure as athletic director: 1.) play by the rules; 2.) achieve academically and graduate student-athletes; 3.) excel athletically and win championships; 4.) integrate athletics into the rest of the University. Now in just his third year as athletic director, Glass' dynamic and passionate leadership has been the driving force behind his alma mater's tremendous improvement in all of those areas.

To help generate the financial resources necessary to pursue these priorities, Glass has cut his senior staff by nearly a half (4 of 9 positions) freeing up well over a half million dollars; secured the largest gift in the history of IU Athletics: \$15 million from Bill and Gayle Cook; renegotiated a lucrative 10-year multimedia rights agreement with Learfield Sports; and negotiated a \$3 million agreement to play Penn State at Fed-Ex Field, among other innovative revenue generating initiatives. In 2009, Glass' first year, football attendance increased by 32%, the third largest one year percentage increase in average attendance in the country and the highest IU attendance since 1992; and doubled 2009-2010 men's basketball student season ticket sales to 6,400 -highest in the conference-propelling Indiana to the 11th highest total attendance in the country and second highest in the conference. In 2010-2011, football attendance increased once again and Indiana finished second in the Big Ten in total men's basketball attendance.

With the help of these additional resources, Glass has furthered the department's priorities by adding personnel to make IU's compliance staff the second largest in the conference; adding academic advisors to move IU from ninth to third in the conference in student-athlete to academic advisor ratio; building a state of the art, 25,800 square foot, \$3 million academic center moving IU from the smallest to the fourth largest and most modern academic center in the conference; opening a 25,000 square foot strength and conditioning center, upon completion the largest facility of its kind in the Big Ten - replacing a facility that ranked last in the conference; opening Cook Hall, the finest basketball development facility and program shrine in the country; and otherwise improving the facilities of all 24 of IU's sports programs. He has also reached out to campus to forge stronger ties between Athletics and the Kelley School of Business, Jacobs School of Music, the Provost's Office, the Bloomington Faculty Council, and the School of Journalism, among others.

In the fall of 2010, Glass unveiled a creed that represents Indiana University Athletics' core values, mission statement, and

strategic plan all rolled into one, **The Spirit of Indiana: 24 Sports, One Team**. It serves as the standard by which IU Athletics will set priorities, allocate resources, and make decisions. To ensure that the department meets the promise of The Spirit of Indiana, Glass also established **The Indiana University Department of Intercollegiate Athletics Excellence Academy**. Glass predicted that the Excellence Academy would soon emerge as the nation's most innovative and comprehensive student-athlete development program.

The Excellence Academy integrates athletic department and university resources to assess, measure and ensure progress toward specific personal development goals. The Academy fully integrates the athletic department's academic support and life skills development programs, innovative strength and conditioning regimens, advanced sports medicine and athletic training services, expert sports psychology staff, and one of the very few full-time sports nutritionists in intercollegiate athletics, along with cutting-edge resources from other parts of the university, including the School of Public Health, the Office of the Provost, and the School of Education among others.

In 2011, Glass established the Spirit of Indiana Showcase, an annual awards gala celebrating the top athletic and academic achievements of IU student-athletes over the last year. Glass also announced the creation of The Spirit of Indiana Director's Award that honors the senior male and female student-athletes who, on the whole, best personify the tenets of **The Spirit of Indiana: 24 Sports, One Team**.

In Glass' tenure, Indiana student-athletes have excelled in the classroom and on the playing field. 94% of IU student-athletes who exhaust their eligibility earn an IU degree. For the spring 2011 semester, the all-sport GPA was 3.19, and in 2011, over half of Indiana's sports (13) earned a perfect APR score of 1000. In the 2010-11 school year, 242 Indiana University student-athletes earned Academic All-Big Ten distinction.

On the field since Glass's arrival, six IU teams have won Big Ten Championships, 14 student-athletes have been named Big Ten Player of the Year in their respective sports (most in the conference), and the department has produced four NCAA individual champions.

Glass has also made key coaching hires in his short tenure. In the fall of 2009, Glass hired men's soccer coach Todd Yeagley who went on to win the Big Ten championship and Big Ten Coach of the Year honors in his first season at Indiana in 2010. In December of 2010, Glass hired highly respected and record setting offensive coordinator Kevin Wilson from Oklahoma as Indiana's new head football coach.

Under Glass' stewardship, Indiana Athletics has been solvent financially. In 2009-2010, Indiana was one of 22 Division I public universities whose athletic departments made money.

Glass loves supporting IU's student-athletes and often attends competitions and practices, including travelling on road trips with the teams. Glass enjoys being present with the student-athletes, whether it's wearing a kilt at a field hockey game as a result of a challenge with players, sitting on the bench with the volleyball and softball teams, riding the bus with the baseball team, or jumping in the pool with the women's swimming and diving team upon winning their third straight Big Ten title. He also enjoys interacting with IU fans and is a fixture at pregame tailgate gatherings and cheering with the fans in the stands.

As a university vice president, he often attends academic events on campus, including the monthly meetings of the President's Cabinet of which he is a member. Glass has established an athletics sustainability initiative with the goal of becoming "the greenest athletic department in the Big Ten". He served as co-chair of Indiana University's 2010 United Way campaign, during which the Department of Athletics participation rate soared from 9% to 80%. In April, 2010 Glass was presented the Trevor R. Brown Award by the students of the Indiana Daily Student and the Arbutus for his contributions to the experiences of student journalists. In the spring of 2011, Glass had his head shaved to stand in solidarity with kids fighting cancer at a St. Baldrick's event in Indianapolis, raising over \$20,000 for the cause.

Glass is a double graduate of Indiana University who had been a well known Indianapolis lawyer and civic leader before being named a vice president and the director of intercollegiate athletics at his alma mater. Born in Indianapolis, Glass earned bachelor's and law degrees from IU in 1981 and 1984, respectively.

Glass played a central role in several major sports-related initiatives in Indianapolis, including negotiating the 30-year agreement to keep the Colts in Indianapolis, developing Lucas Oil Stadium and an expanded Indiana Convention Center, and helping to negotiate the arrangement to regularly bring Final Fours and other major NCAA events to the city. Formerly a partner in the law firm of Baker & Daniels, Glass served as chairman of the firm's management committee and as the volunteer president of the city's Capital Improvement Board. Glass also has served as Chief of Staff to

INDIANA UNIVERSITY ATHLETICS STAFF



Scott Dolson
 Deputy Director of
 Athletics



Kevin Clark
 Senior Associate Athletic
 Director for Internal
 Operations



Julie Cromer
 Senior Associate Athletic
 Director for Compliance
 and Administration, SWA



Chris Reynolds
 Senior Associate Athletic
 Director for Regulatory
 Affairs



Terri Smithson
 Executive Assistant to the
 Director of Athletics and
 Support Staff Director

then Governor Evan Bayh, Chairman of then Indianapolis Mayor Bart Peterson's transition team, and in a number of civic, legal, and sports related positions.

Glass also served as president of the City of Indianapolis' 2011 Super Bowl Bid Committee, which although not successful for that year, has been credited with successfully laying the groundwork for the city's successful bid for 2012. At the time of Glass's appointment Tony Dungy, former head coach of the Indianapolis Colts, said, "I worked very closely with Fred on the Super Bowl effort, and I was very impressed with his vision, leadership and judgment. Indiana University has made an outstanding choice."

Upon his appointment of Glass, Indiana University President Michael McRobbie said, "In all of these major undertakings, Fred demonstrated a remarkable talent for leadership, for mastering the details of big challenges, for diplomacy, and for consensus building. He has a well-earned reputation as someone who can get the big things done. He is exactly the person we need to take on the challenges our Athletics Department will encounter in the next decade."

Glass and his wife, Barbara, who Fred met at an IU football game and graduated from IU in 1980, are the parents of four children. They are: Katie, 25, a 2008 IU Kelley School graduate who recently married Tom Askey, also a 2008 Kelley School graduate; Joey, 23 (Marquette University '10); Connor, 19 (IU class of '14); and George, 16. Fred, Barbara, Katie, and Tom are life members of the IU Alumni Association.

T W E N T Y - E L E V E N
INDIANA FOOTBALL
 2011-12 BOWL SCHEDULE

2011-12 BOWL SCHEDULE

BOWL GAME	DATE/TIME	SITE	MATCHUP	TV
New Mexico	Dec. 17/2 p.m.	Albuquerque, N.M.	Mountain West vs. Pac-12	ESPN
uDrove Humanitarian	Dec. 17/5:30 p.m.	Boise, Idaho	MAC vs. WAC	ESPN
R+L Carriers New Orleans	Dec. 17/9 p.m.	New Orleans, La.	C-USA vs. Sun Belt	ESPN
Beef 'O' Brady's Bowl St. Petersburg	Dec. 20/8 p.m.	St. Petersburg, Fla.	Big East vs. C-USA	ESPN
San Diego County Credit Union Poinsettia	Dec. 21/8 p.m.	San Diego, Calif.	Mountain West vs. WAC	ESPN
MAACO Bowl Las Vegas	Dec. 22/8 p.m.	Las Vegas, Nev.	Mountain West vs. Pac-12	ESPN
Sheraton Hawaii	Dec. 24/8 p.m.	Honolulu, Hawaii	C-USA vs. WAC	ESPN
AdvoCare V100 Independence	Dec. 26/5 p.m.	Shreveport, La.	ACC vs. Mountain West	ESPN2
Little Caesars Pizza	Dec. 27/4:30 p.m.	Detroit, Mich.	Big Ten vs. MAC	ESPN
Belk	Dec. 27/8 p.m.	Charlotte, N.C.	ACC vs. Big East	ESPN
Military Bowl presented by Northrop Grumman	Dec. 28/4:30 p.m.	Washington, D.C.	ACC vs. Navy	ESPN
Bridgepoint Education Holiday	Dec. 28/8 p.m.	San Diego, Calif.	Big 12 vs. Pac-12	ESPN
Champs Sports	Dec. 29/5:30 p.m.	Orlando, Fla.	ACC vs. Big East	ESPN
Valero Alamo	Dec. 29/9 p.m.	San Antonio, Texas	Big 12 vs. Pac-12	ESPN
Bell Helicopter Armed Forces	Dec. 30/Noon	Dallas, Texas	C-USA vs. BYU	ESPN
New Era Pinstripe	Dec. 30/3:20 p.m.	Bronx, N.Y.	Big 12 vs. Big East	ESPN
Franklin American Mortgage Music City	Dec. 30/6:40 p.m.	Nashville, Tenn.	ACC vs. SEC	ESPN
Insight	Dec. 30/10 p.m.	Tempe, Ariz.	Big Ten vs. Big 12	ESPN
Meineke Car Care Bowl of Texas	Dec. 31/Noon	Houston, Texas	Big Ten vs. Big 12	ESPN
Hyundai Sun	Dec. 31/2 p.m.	El Paso, Texas	ACC vs. Pac-12	CBS
Kraft Fight Hunger	Dec. 31/3:30 p.m.	San Francisco, Calif.	Pac-12 vs. Army	ESPN
AutoZone Liberty	Dec. 31/3:30 p.m.	Memphis, Tenn.	C-USA vs. SEC	ABC
Chick-fil-A	Dec. 31/7:30 p.m.	Atlanta, Ga.	ACC vs. SEC	ESPN
TicketCity	Jan. 2/Noon	Dallas, Texas	Big Ten vs. C-USA	ESPNU
Capital One	Jan. 2/1 p.m.	Orlando, Fla.	Big Ten vs. SEC	ESPN
Outback	Jan. 2/1 p.m.	Tampa, Fla.	Big Ten vs. SEC	ABC
Gator	Jan. 2/1 p.m.	Jacksonville, Fla.	Big Ten vs. SEC	ESPN2
Rose Bowl Game presented by VIZIO	Jan. 2/5 p.m.	Pasadena, Calif.	Big Ten vs. Pac-12	ESPN
Allstate Sugar	Jan. 3/8:30 p.m.	New Orleans, La.	SEC Champion vs. BCS	ESPN
Discover Orange	Jan. 4/8 p.m.	Miami Gardens, Fla.	ACC Champion vs. BCS	ESPN
Tostitos Fiesta	Jan. 5/8:30 p.m.	Glendale, Ariz.	Big 12 Champion vs. BCS	ESPN
AT&T Cotton	Jan. 6/8 p.m.	Arlington, Texas	Big 12 vs. SEC	FOX
BBVA Compass	Jan. 7/1 p.m.	Birmingham, Ala.	Big East vs. SEC	ESPN
Allstate BCS National Championship Game	Jan. 9/8:30 p.m.	New Orleans, La.	BCS No. 1 vs. BCS No. 2	ESPN
GoDaddy.com	TBA	Mobile, Ala.	MAC vs. Sun Belt	ESPN



T W E N T Y - E L E V E N
INDIANA FOOTBALL
MEDIA OUTLETS

PRINT

Associated Press
 Mike Marot
 251 N. Illinois St.
 Suite 1600
 Indianapolis, IN 46206
 Phone: (317) 639-5501
 Fax: (317) 638-4611

Bedford Times-Mail
 16th Street
 PO Box 849
 Bedford, IN 47421
 Phone: (812) 275-4355
 Fax: (812) 275-4191

Bloomington Herald-Times
 Andy Graham, Columnist
 Dustin Dopirak, Beat Writer
 1900 S. Walnut
 Bloomington, IN 47401
 Phone: (812) 331-4355
 Fax: (812) 331-4383

Evansville Courier & Press
 Tim Ethridge, Sports Editor
 300 E. Walnut
 Evansville, IN 47713
 Phone: (812) 424-7711
 Fax: (812) 422-8196

Fort Wayne Journal Gazette
 LaMond Pope, Beat Writer
 Ben Smith, Columnist
 600 W. Main St.
 Fort Wayne, IN 46802
 Phone: (260) 461-8735
 Fax: (260) 461-8648

Fort Wayne News-Sentinel
 Pete DiPrimo, Beat Writer
 Reggie Hayes, Columnist
 600 W. Main St.
 Fort Wayne, IN 46802
 Phone: (260) 461-8519
 Fax: (260) 461-8696

Hoosier Nation
 T.J. King & Doug Wilson,
 Beat Writers
 4577 S. Walnut Pike
 Bloomington, IN 47401
 Phone: (812) 824-5591

Indiana Daily Student
 Indiana University
 Bloomington, IN 47405
 Phone: (812) 855-0763
 Fax: (812) 855-8009

Indianapolis Star
 Terry Hutchens, Beat Writer
 Bob Kravitz, Columnist
 Star News Building
 307 N. Pennsylvania St.
 Indianapolis, IN 46204
 Phone: (317) 444-6469
 Fax: (317) 444-6500

Inside Indiana
 Ed Magoni, Publisher
 Ken Bikoff, Editor-In-Chief
 Zach Osterman, Beat Writer
 PO Box 1231
 Bloomington, IN 47402
 Phone: (812) 320-6663

Johnson County Daily Journal
 Rick Morwick, Beat Writer
 275 N. Morton St.
 Franklin, IN 46131
 Phone: (317) 736-2715
 Fax: (317) 736-2766

Kokomo Perspective
 Peter Adelsen,
 Sports Editor
 209 N Main St
 Kokomo, IN 46901
 Phone: (765) 452-0055
 Fax: (765) 457-7209

Kokomo Tribune
 Bryan Gaskins, Sports Editor
 300 N. Union St.
 Kokomo, IN 46901
 Phone: (765) 454-8574
 Fax: (765) 457-7209

Louisville Courier-Journal
 Rick Bozich, Columnist
 525 West Broadway
 Louisville, KY 40245
 Phone: (502) 582-4060
 Fax: (502) 582-7186

Northwest Post-Tribune
 David Robb, Sports Reporter
 1433 E. 83rd Ave.
 Merrillville, IN 46410
 Phone: (219) 648-3122
 Fax: (219) 648-3249

Northwest Times
 Justin Breen, Sports Editor
 601 W. 45th Ave.
 Munster, IN 46321
 Phone: (219) 933-3223
 Fax: (219) 933-3249

Peegs.com (Rivals)
 Mike Pegram, Owner
 Matt Weaver, Beat Writer

South Bend Tribune
 225 W. Colfax Ave.
 South Bend, IN 46626
 Phone: (574) 235-6161
 Fax: (574) 236-1765

Terre Haute Tribune Star
 Todd Golden, Sports Editor
 Craig Smith, Beat Writer
 222 South 7th Street
 Terre Haute, IN 47807
 Phone: (812) 231-4272
 Fax: (812) 231-4321

TV-INDIANAPOLIS

WISH-TV (CBS-Ch. 8)
 Chris Widlic
 1950 N. Meridian St.
 Indianapolis, IN 46202
 Phone: (317) 923-8888
 Fax: (317) 931-2242

WRTV (ABC-Ch. 6)
 Dave Furst
 1330 North Meridian St.
 Indianapolis, IN 46202-2364
 Phone: (317) 635-9788
 Fax: (317) 269-1445

WTHR-TV (NBC-Ch. 13)
 Dave Calabro
 1000 North Meridian
 Indianapolis, IN 46204
 Phone: (317) 655-5862
 Fax: (317) 632-6720

WXIN-TV (FOX-Ch. 59)
 Chris Hagan
 6910 Network Place
 Indianapolis, IN 46278
 Phone: (317) 632-5900
 Fax: (317) 687-6556

TV-BLOOMINGTON
IU Student Television
 Indiana University
 125 South Jordan Avenue
 Bloomington, IN 47406
 Phone: (812) 856-0267
 Fax: (812) 856-4116

WTIU
 Joe Hren
 1229 East 7th Street
 Bloomington, IN 47405-5501
 Phone: (812) 855-6893
 Fax: (812) 855-0729

TV-EVANSVILLE
WEHT (ABC-Ch. 25)
 Randall Parmley
 800 Marywood Dr.
 Henderson, Ky. 42420
 Phone: (800) 879-8562
 Fax: (270) 827-0561

WEVV (CBS-Ch. 44)
 Eric Stremming
 44 Main Street
 Evansville, IN 47708
 Phone: (812) 464-4444
 Fax: (812) 465-4559

WFIE (NBC-Ch. 14)
 Mark Lericos
 1115 Mt. Auburn Road
 Evansville, IN 47720
 Phone: (812) 433-3403
 Fax: (812) 956-0408

WTVW (FOX-Ch. 7)
 Doug Kufner
 477 Carpenter Street
 Evansville, IN 47708
 Phone: (812) 424-7777
 Fax: (812) 421-7289

TV-FORT WAYNE
WANE-TV
 Glen Marini
 2915 West State Blvd.
 Fort Wayne, IN 46808
 Phone: (260) 424-1515
 Fax: (260) 424-6054

WPTA-TV, WISE-TV
 Dean Pantazi
 3401 Butler Road
 Fort Wayne, IN 46808
 Phone: (260) 471-7419
 Fax: (260) 484-8240

TV-LOUISVILLE
WAVE-TV (NBC-Ch. 3)
 Kent Taylor
 725 S. Floyd Street
 Louisville, KY 40203
 Phone: (502) 585-2201
 Fax: (502) 561-4115

WDRB-TV (Fox-Ch. 41)
 Tom Lane
 624 W. Muhammad Ali Blvd.
 Louisville, KY 40203
 Phone: (502) 584-6441
 Fax: (502) 568-6751

WHAS-TV (ABC-Ch. 11)
 Matt Hobbs, Adam Lefkoe
 520 W. Chestnut St.
 Louisville, KY 40204
 Phone: (502) 582-7220
 Fax: (502) 585-5992

WLKY-TV (CBS-Ch. 32)
 Fred Cowgill
 1918 Mellwood Ave.
 Louisville, KY 40206
 Phone: (502) 893-7300
 Fax: (5,02) 896-0725

TV-TERRE HAUTE
WTHI-TV
 Rick Semmler, Ross Rowling
 918 Ohio Street
 P.O. Box 1486
 Terre Haute, IN 47808
 Phone: (812) 232-9481
 Fax: (812) 232-3694

WTWO-TV
 Jason Pensky, Eric Peat
 P.O. Box 9268
 Terre Haute, IN 47808
 Phone: (812) 696-2121
 Fax: (812) 696-2000

RADIO

ESPN Radio 1070 AM
 Dan Dakich, John Michael
 Vincent, Joe Staysniak
 40 Monument Circle
 Suite 600
 Indianapolis, IN 46204
 Phone: (317) 266-9422
 Fax: (317) 684-2021

Fox Sports Radio
 George Montgomery
 georgeiu@comcast.net
 Phone: (317) 353-2803

IU Radio Network
 Don Fischer, Play-by-Play
 4838 Auburn Road
 Greenwood, IN 46142
 Phone: (317) 882-4848
 Fax: (317) 882-4855

IU Radio Network/WGCL
 Joe Smith, Sports Director
 400 One City Centre
 Bloomington, IN 47404
 Phone: (812) 333-7658
 Fax: (812) 331-4570

WBWB - 96.7 FM
 Libby Hiple
 304 S. SR 446
 Bloomington, IN 47407
 Phone: (812) 336-8000
 Fax: (812) 336-7000

WHCC - 105.1
 Rick Evans
 Program Dir.
 304 S. SR 446
 Bloomington, IN 47407
 Phone: (812) 336-8000
 Fax: (812) 336-7000

WIUX 99.1 FM
 Indiana University
 815 E. 8th St.
 Bloomington, IN 47408
 Phone: (812) 855-7862
 Fax: (812) 855-1073

WNDE - 1260 AM
 Mark Patrick
 6161 Fall Creek Road
 Indianapolis, IN 46220
 Phone: (317) 257-7565
 Fax: (317) 253-6501

XL 950 Sports Talk
 Derek Schultz
 645 Industrial Dr.
 Franklin, IN 46131
 Phone: (317) 736-4040
 Fax: (317) 736-4781

T W E N T Y - E L E V E N
INDIANA FOOTBALL
 MEDIA INFORMATION



J.D. Campbell



Jeff Keag



Kyle Kuhlman



Shana Daniels



Kyle Johnson



Melanie Schneider



Ryan Sheets



Nate Wiechers



Doak Henry



Ryan Preske



Mike Dickbernd

MEDIA RELATIONS CONTACTS

Associate director of media relations and football contact Jeff Keag and assistant director of media relations Kyle Kuhlman handle all media requests for the Indiana football program.

CREDENTIALS

Working credentials for the 2011 Indiana football season must be requested via the web. Please do not send faxes, letters or e-mails. To request credentials visit IUHoosiers.com and click on the media services link under "Inside Athletics." A link to apply for football credentials will be at the top of the page. All members of the media must make their requests online.

Credentials will be mailed to the address you provide. To guarantee that your credential is mailed to you, your request should be made 10 days prior to the game. All requests made during the week of the game will be held at will call, which is located at ticket booth No. 3 located on the West side of Memorial Stadium and opens three hours prior to kickoff.

PHOTOGRAPHERS

All photographers working the field must display a photo armband at all times. Armbands can be picked up at ticket booth No. 3 located on the West side of Memorial Stadium. Ticket booth No. 3 opens three hours prior to kickoff.

A photographer's room is located in Room E006 underneath the East stands of Memorial Stadium. Entrance to the photo room may be accessed through the glass doors at the Northeast corner of the field.

SIDELINE ACCESS

Only members of the media displaying armbands will have access to the sidelines. Sideline access is generally limited to television and still photographers. Photographers may only shoot between the 25-yard line and the end zone on all corners of the field. Entry to the bench areas is prohibited. Media may pass through the restricted bench areas (between the 25-yard lines) by using the first rows of the stands on the East and West sides of Memorial Stadium. We

IU MEDIA RELATIONS CONTACT INFO

Phone: 812-855-9399; Fax: 812-855-9401

Web: IUHoosiers.com

**Address: Assembly Hall
 1001 E. 17th St.
 Bloomington, IN 47408**

ASSISTANT AD - MEDIA RELATIONS

J.D. Campbell - jc56@indiana.edu
 (Men's Basketball Contact)
 812-855-9794 (office); 812-322-1437 (cell)

ASSOCIATE DIRECTOR

Jeff Keag - jkeag@indiana.edu
 (Football)
 812-855-6209 (office); 812-219-2925 (cell)

ASSISTANT DIRECTORS

Kyle Kuhlman - kkuhlman@indiana.edu
 (Secondary Football, Baseball, Wrestling)
 812-855-4770 (office); 419-308-8292 (cell)

Shana Daniels - sldaniel@indiana.edu
 (Field Hockey, Rowing)
 812-855-9402 (office); 309-255-8006 (cell)

Kyle Johnson - krj@indiana.edu
 (Volleyball, Track & Field, Men's Tennis)
 812-856-0948 (office); 765-212-0592 (cell)

Melanie Schneider - ms48@indiana.edu
 (Men's Soccer, Swimming & Diving,
 Women's Golf)
 812-856-2939 (office); 330-619-0111 (cell)

Ryan Sheets - rmsheets@indiana.edu
 (Women's Basketball, Cross Country,
 Women's Tennis)
 812-856-0215 (office); 812-756-0466 (cell)

Nate Wiechers - nwiecher@indiana.edu
 (Women's Soccer, Softball,
 Secondary Men's Basketball)
 812-856-0146 (office); 812-345-1991 (cell)

MEDIA RELATIONS ASSISTANT

Doak Henry - dohenry@alumni.iu.edu
 (Men's Golf, Water Polo)
 812-855-9399 (office); 812-345-1197 (cell)

DIRECTOR OF PUBLICATIONS

Ryan Preske - rjpreske@indiana.edu

PHOTOGRAPHER

Mike Dickbernd - mdickber@indiana.edu
 812-856-4415 (office)

T W E N T Y - E L E V E N
INDIANA FOOTBALL
MEDIA INFORMATION

ask that you continue moving through the stands without stopping.

MEDIA PARKING

A media credential also serves as a parking pass for the game. Media members need to enter through Gate 11 (purple lot) off the State Road 45/46 Bypass.

Should you plan to pick up your credential at will call, please remember to print out your credential application confirmation e-mail and bring it along with you to show the parking attendant to gain access into the purple lot.

SATELLITE TRUCK PARKING

For news organizations sending a satellite truck to cover a game at Memorial Stadium it is best to enter through Gate 5. Satellite trucks will be allowed to park outside the fence on the South Concourse.

MEMORIAL STADIUM PRESS BOX

All working media, with the exception of network television and student radio, will be located on the fifth floor of the press box, located on the West side of Memorial Stadium.

Television stations and photographers, other than the network stations, must shoot all game footage from the sidelines. Space cannot be made available for television stations or photographers to shoot from the press box during televised games. However, spaces are available for talent to watch the game on the fifth floor as is available. Network television is located on the seventh level of the press box.

Level five and level seven can be accessed via the elevator located on the West side of Memorial Stadium. Meals and refreshments are served for the media.

RADIO STATIONS

The fifth level of the Memorial Stadium press box contains two radio booths. One is reserved for the Indiana University Radio Network and the other is reserved for the commercial carrier of the opposing team as designated by the opposition's media relations department. Phone lines have already been installed for the opposition's commercial radio station.

The roof of the press box is the location for both Indiana University's and visiting teams' student radio stations. Student radio stations must make arrangements to have phone lines installed at their own expense prior to the game. The Memorial Stadium press box can accommodate no more than four radio stations providing live broadcasts for the game.

TELEPHONE LINES

Members of the media must make their own arrangements for telephone lines. If you are looking to order a telephone line, please contact Jeff Keag.

WIRELESS ACCESS

Wireless Internet access is available in the Memorial Stadium press box. A username, password and directions explaining how to use our wireless service will be available in the gameday packet located at your press box seat. If you have any questions or need an additional sheet, please contact a member of the media relations staff who will be seated in the back row of the press box directly outside the elevator.

SCOUT CREDENTIALS

Credentials are available for professional scouts upon request. Scouts can send their requests directly to Jeff Keag or by visiting IUHoosiers.com and clicking on the media services link under "Inside Athletics." A link to apply for football credentials will be at the top of the page.

A credential also serves as a parking pass for the game. Scouts need to enter through Gate 11 (purple lot) off the State Road 45/46 Bypass.

ROAD REQUESTS

Indiana's media contingent is responsible for making its own credential requests for road games. Jeff Keag will work with each road opponent's media relations director to find out the best way for each media outlet to go about making their requests (email, web site, etc.). Please contact Keag with questions.

WILSON PRESS CONFERENCE

Indiana head coach Kevin Wilson will hold his weekly press conference every Tuesday during the regular season at 11:30 a.m. ET in Henke Hall of Champions beginning on Tuesday, Aug. 30. Live streaming of the press conference will be made available on IUHoosiers.com.

Selected players and assistant coaches will be available following Coach Wilson. Lunch will be provided at 11:30 a.m.

PRACTICE SCHEDULE

The Indiana football team will practice on Monday-Thursday with a walk-through on Friday afternoon. Practices are closed to the media. The team is off on Sunday.

Coach Wilson, requested defensive players and requested defensive assistant coaches will be available following Monday's practice. Requested offensive players and requested offensive assistant coaches will be available following Tuesday's practice. Coach Wilson will be available following Wednesday's practice.

Practices will run until approximately 6 p.m. ET. Coaches and players will be available in the team auditorium in the North End Zone complex for post-practice interviews. Media members are asked to meet in the lower East lobby of Memorial Stadium at 6 p.m.

Players and coaches made available at Tuesday's press conference will not be available following practice.

COACHING STAFF INTERVIEW REQUESTS

All coaching staff interview requests should be directed to Jeff Keag. In addition to his Monday and Wednesday post-practice opportunities, Coach Wilson will be available on both the Big Ten Teleconference and at his weekly press conference on Tuesdays. For teleconference information, please contact the Big Ten Office at 847-696-1010.

Requests for post-practice interviews should be made at least 24 hours in advance and should be made through Keag. Interview requests for Thursdays and Fridays will be considered special requests and may not be able to be accommodated, with the exception of those requested by network television stations broadcasting that week's game.

PLAYER INTERVIEW REQUESTS

All player interview requests should be directed to Jeff Keag. Requests for post-practice interviews should be made at least 24 hours in advance. Players will be unable to accommodate interview requests on Thursdays, Fridays and Sundays, with the exception of those requested by network television stations broadcasting that week's game.

Sunday is the off day for the players and will be treated as such with respect to interview requests. Personal phone numbers will not be made available to media, and players have been instructed not to conduct interviews when contacted without prior approval from the media relations staff.

POST-GAME INTERVIEW POLICY

The Indiana locker room is closed at home and road games. A media relations staffer will collect all player requests in the press box approximately midway through the fourth quarter. Requested players will be available in the weight room of the North End Zone complex immediately following head coach Kevin Wilson's post-game press conference.

Wilson will be available in the team auditorium of the North End Zone facility following his post-game radio duties. Post-game interviews on the road will be held in accordance with the host school's procedures.

IUHOOSIERS.COM

IUHoosiers.com is the official web site of the Indiana football program. This is the best and most efficient way for media wishing to receive updated information on IU football, including game notes, updated player information and statistics. Transcripts and audio of Coach Wilson's weekly press conference and all home post-game press conferences will be posted on the web site shortly following their conclusions.

T W E N T Y - E L E V E N
INDIANA FOOTBALL
 IU RADIO NETWORK

Indiana University's football program receives some of the most extensive media coverage in the country. Learfield Communications holds the exclusive rights as IU's official radio outlet.

Headquartered in Jefferson City, Mo., Learfield Communications owns the multimedia rights to 49 leading universities in addition to the Black Coaches & Administrators and the Big Ten Conference, a 2008 addition to the Learfield family.

For 39 years, Learfield has excelled in administering the multimedia rights for a host of reputable colleges and universities. It provides exclusive sports programming to more than 1,000 radio stations throughout the country. Learfield's strategic affiliation with Team Services, LLC, also affords its partners a distinct advantage in the areas of venue consulting, naming rights and market research.



DON FISCHER

This marks the 39th year that Don Fischer has been the radio play-by-play "voice" of Indiana University football and men's basketball games. The past 24 years, Fischer has worked as an independent contractor and is currently serving the Indiana University Radio

Network owned by Learfield Communications out of Jefferson City, Mo.

In addition to broadcasting the games, Fischer hosts the weekly coaches radio talk shows for both football and basketball and has a daily show, Monday through Friday, from September through March. The daily show is called "IU Sports Today" and is syndicated throughout the state of Indiana. Fischer also offers stations a weekly talk show about IU football and basketball that airs in several markets around the state during the school year.

Fischer does freelance sportscasting, which for the past 17 years has included being the television voice of the Indianapolis Colts.

During his 38 years of work with IU, Fischer has been named Indiana Sportscaster of the Year 25 times by two different organizations. The National Sportscasters and Sportswriters Association has awarded him 21 times, including 2009 and 2010, while the Indiana Sportswriters and Sportscasters Association has named him its honoree four times.

In October of 2010, Fischer was one of eight inductees into the Indiana Broadcast Pioneers Richard M. Fairbanks Hall of Fame. The Indiana Sportswriters and Sportscasters Association (ISSA) inducted Fischer into the ISSA Hall of Fame in 2004.

He has won several awards for best play-by-play performance, and he has been honored by Indiana University with the J.W. Bill Orwig Medal, that goes to non-alumni for distinguished service to the University. He also has been named an Honorary "I" Man.

In addition, the City of Indianapolis, and the State of Indiana have each honored Fischer with a special "Recognition Day" for his service and abilities as the play-by-play broadcaster for IU.

Fischer has broadcast more than 1,500 Indiana University games - a total that includes eight bowl games, four NCAA basketball championship games and two N.I.T. championship games. From 1973 through 1987, he worked for ABC Radio, Canada's CBC and several additional major market radio stations, including WIRE in Indianapolis, as their source for reports during the month of May coverage of the Indianapolis 500. During that period, Fischer also served WIRE and Network Indiana, a statewide news network, as their sports director.

A native of Rochelle, Ill., Fischer has been in the radio business for 43 years. His previous broadcast experience includes stops in Butte, Mont.; Ottawa, Ill.; Springfield, Ill.; and Terre Haute, Ind.

Fischer has four sons and eight grandchildren. Don and his wife, Susy, reside in Greenwood, Ind.



BUCK SUHR

Buck Suhr rejoined the Indiana University Football Radio Network as color commentator for the 2010 season. Suhr, who served in the same capacity from 1997-2001, reunited with the radio voice of the Hoosiers, Don Fischer, and Joe Smith (pre-game, post-game and halftime).

Suhr was a member of the Hoosier football program for 18 years as a coach and administrator. He spent 12 seasons (1984-95) as running backs coach under IU's all-time winningest coach, Bill Mallory.

After his stint as running backs coach, including All-America selections Anthony Thompson and

Vaughn Dunbar, Suhr was named administrative assistant to the head coach and athletic director from 1996-2001.

As running backs coach, Suhr helped direct one of the nation's most productive rushing attacks. From 1984-95, the Hoosiers had three different 1,000-yard rushers who topped that mark on six separate occasions. In 1988, the IU offense rushed for a school-record 2,963 yards. During his tenure, Suhr coached Thompson, the 1989 Heisman Trophy runner-up, Dunbar and Alex Smith, the 1994 UPI National Freshman of the Year.

Suhr and his wife, Jane, are the parents of one son, Errek, and the deceased Jenny Suhr. Errek played in 74 games and earned four letters as a guard for the IU men's basketball program from 2004-07.



JOE SMITH

Joe Smith is in his 29th year with the IU Radio Network. He has handled pre-game, halftime, and post-game duties for Indiana football and men's basketball since 1983.

Smith, the sports director of WGCL-AM 1370 in Bloomington, is in his 42nd year of radio broadcasting in Bloomington. He began his broadcasting career in 1969 at WAIK Radio in Galesburg, Ill. From 1973-89, Joe worked on "RFD-4 Agri-Business Show" on WTTV-4 with the late Bob Cook. In 1998, Smith was named Indiana Sportscaster of the Year and in April 2003, he was inducted into the Indiana Sportswriters/Sportscasters Hall of Fame. Joe handled the IU TV Warmup Shows from 1978-82 and hosted several IU Coaches Shows from 1983-96 and again from 2002-04.

In June 2004, Smith received the J.W. Bill Orwig Medal that goes to non-alumni for distinguished service to the University.

Joe has two children, both of whom are Indiana University graduates. Jeff, who currently resides in Indianapolis with his wife, Kristen, is a 2002 graduate with a bachelor's degree in sport communications. Joe's daughter, Jamie, and her husband, Eric Graebe, currently reside in Kill Devil Hills, N.C. She earned her bachelor's degree in kinesiology in 2005, and her master's in sports management at the University of Tennessee in 2006.

RADIO AFFILIATES

WQRK-FM Bedford -105.5
 WHCC-FM Bloomington -105.1
 WBNL-AM Boonville - 1540
 WTRC-AM Elkhart -1340
 WEOA-AM Evansville -1400
 WGAL-AM Fort Wayne -1250
 WFLQ-FM French Lick - 100.1
 WFNI-AM Indianapolis -1070
 WLHK-FM Indianapolis -97.1
 WITZ-FM Jasper -104.7

WAWK-AM Kendallville - 1140
 WAWK-FM Kendallville - 95.5
 WIOU-AM Kokomo - 1350
 WSCH-FM Lawrenceburg - 99.3
 WQTY-FM Linton - 93.3
 WRZR-FM Loogootee - 94.5
 WAVG-AM Louisville - 1450
 WLPR-FM Lowell - 89.1
 WXGO-AM Madison - 1270
 WORX-FM Madison - 96.7

WBAT-AM Marion - 1400
 WEFM-FM Michigan City - 95.9
 WYFX-FM Mount Vernon -106.7
 WPGW-AM Portland - 1440
 WPGW-FM Portland - 100.9
 WTCA-AM Plymouth - 1050
 WHON-AM Richmond - 930
 WQLK-FM Richmond - 96.1
 WSLM-AM Salem - 1220
 WSLM-FM Salem - 97.9

WXKU-FM Seymour - 92.7
 WHME-FM South Bend - 103.1
 WTCJ-AM Tell City - 1230
 WAXI-FM Terre Haute - 104.9
 WZDM-FM Vincennes - 92.1
 WAWC-FM Warsaw - 103.5

*** Affiliates Subject To Change**

T W E N T Y - E L E V E N
INDIANA FOOTBALL
COMPLIANCE

Indiana University is extremely proud of the performance of its athletics teams both in competition and in the classroom. While our student-athletes are extremely talented, they could not reach their full potential without the encouragement and support that Hoosier fans bring to every event. We thank you for your commitment to our programs. However, many fans may meet the NCAA's definition of a representative of IU's athletics interests (a "booster"). Much like our university personnel and student-athletes, boosters must also comply with various NCAA guidelines.

Although the NCAA rulebook is complex, it is your obligation to follow NCAA bylaws and to ask questions when you are unsure about their application. Any violation, no matter its size or scope, could affect a student-athlete's eligibility or Indiana University's status with the NCAA. Please help the university avoid these kinds of situations as we strive to continue to support the football program.

While being a booster has many privileges, these benefits do not extend to any duties specifically reserved for athletics personnel. All recruiting matters should be left to our coaching staffs, and boosters must refrain from contacting any potential IU recruits, or their families, coaches or others who surround them concerning their future collegiate enrollment. This includes contacting prospects through the internet or social networking sites. We encourage you instead to contact the Indiana Department of Athletics at (812) 855-1966, to recommend an individual whom you believe could contribute to our fine athletics tradition.

The NCAA and Indiana University take the rules pertaining to boosters and prospective student-athletes very seriously. It does not matter where contact with a prospect occurs or what means of communication is used to reach out to a prospect; it could become a rules violation in any scenario. Prospects and boosters remain bound by these limits until the prospect becomes a regularly enrolled, full-time student at IU, who has either begun practice in his/her sport or started classes for the semester. Any improper contact with a prospect prior to that time or any offer or inducement provided to a prospect or their family is a violation of NCAA regulations and could lead to negative consequences for both Indiana and that student-athlete.

The IU Department of Athletics would like to thank you for supporting our student-athletes. Much of our success is due to you, our friends and fans. If you have any questions about the regulations applying to boosters, feel free to contact anyone in the compliance office. Thanks for complying with the NCAA rules, and GO HOOSIERS!

As fans of our football program and members of the media assigned to cover us, the IU Compliance Office invites you to read along and review a few topics that apply to you as a media member, a fan or a booster, and to our student-athletes as they compete and learn here on the Bloomington campus.

While many friends of the program may constantly remain interested in the growth of our programs and recruiting efforts of our coaching staffs, NCAA rules prohibit any member of the IU athletics staff from commenting publicly about any prospective student-athletes being recruited by our institution. In similar fashion, we are prohibited from publicizing any prospects making visits to our campus, or otherwise making those prospects available for interviews or media comments while they are meeting with our coaches and touring Bloomington. These rules are meant to protect the privacy of these individuals and their families as they go through the recruiting process, and provide the distance necessary for these recruits to make their college choices without undue influence from external entities. Please respect these rules and the prospect's need for privacy during their recruitment – and our need to stay compliant with NCAA publicity of recruiting rules!

Once prospects arrive on campus, they face a new set of challenges as well as the academic and athletic rigors of college life. Specifically, NCAA rules prohibit student-athletes from receiving any free or discounted products or services that are not otherwise available to all other IU students. Sometimes these "extra benefits" are hard to resist, but maintaining eligibility under these rules require that our student-athletes receive only the benefits that may otherwise be provided to a normal college student, or through our department of athletics as a part of their athletic participation. Recent violations at several schools have forced this issue into the spotlight, so please assist us in maintaining our commitment to integrity and compliance by not offering any specials, discounts or free items or services to the IU student-athletes – or recruits.

Finally, as we prepare our student-athletes for life following their collegiate career, many will test the waters in professional sports and make agreements with agents. Under Indiana state law, these agents must register with the Indiana state Attorney General prior to making any contacts with current student-athletes. Additionally, our compliance office requires all agents to register internally, in order to better approve and guide their communications with our outgoing student-athletes. Our student-athletes may not make any verbal or written agreement with an agent if they wish to preserve their collegiate eligibility, so we work to protect those interests while they remain at IU. Please help us be vigilant in our efforts by not involving yourselves in this process, and helping us identify agent activity on our campus when you know of or see it occurring!

As always, we thank you for your commitment to our programs and to helping us make each student-athlete's experiences at IU everything they can possibly be. Your support of our compliance office and these specific rules is a large part of ensuring that IU carries on its tradition of excellence both on and off the playing field. If you have any questions about these, or other NCAA rules, please contact a member of our compliance staff, or visit our website at: www.IUHoosiers.com/compliance.

Help IU Athletics follow NCAA rules and regulations. Please do not distribute or redistribute this piece to prospective student-athletes, their families or coaches.

T W E N T Y - E L E V E N
INDIANA FOOTBALL
NORTH END ZONE



NORTH END ZONE STUDENT-ATHLETE DEVELOPMENT CENTER

Memorial Stadium is the home of IU Football and a birthplace for Indiana traditions. With the completion of the North End Zone Student-Athlete Development Center in 2009, it is the new epicenter for IU Athletics and a source of pride for all students, alumni and Hoosier fans.

T W E N T Y - E L E V E N
INDIANA FOOTBALL
NORTH END ZONE

With its two bold towers and expansive seating bowl, this 138,000-square-foot, multi-purpose facility has become a visible landmark on the IU-Bloomington campus. As the headquarters of Indiana Football, it also serves to represent a commitment to elevating IU Football with training facilities, an academic center, staff and administrative offices, position meeting rooms, a team auditorium and an underground walkway to the practice fields.



NORTH END ZONE STUDENT-ATHLETE DEVELOPMENT CENTER

The North End Zone Student-Athlete Development Center also serves as a gateway to Indiana University for fans and visitors. Enhancing the game-day atmosphere on football Saturdays, this addition converts Memorial Stadium into a horseshoe layout connecting the East and West stands, complete with a new seating bowl, concourse, concession stand and outdoor club area.

It is also home to the Henke Hall of Champions, a multi-level entertainment space featuring beautiful hardwood floors, stunning wooden arches, floor-to-ceiling windows, and museum-quality displays. This unique banquet facility enables Hoosier fans to gather for special events and to celebrate the past, present and future of IU Athletics.



In front of the entrance to the North End Zone, Glory Plaza features brick pavers that can be personalized with individual and company names, dates and special messages. The engraved bricks are a great way to recognize and honor families, alumni and special IU memories. Each brick is permanently displayed on the walkway of Glory Plaza. IU alumni and fans can also order commemorative replicas of their brick to keep for themselves or to give as gifts.

T W E N T Y - E L E V E N
INDIANA FOOTBALL
NORTH END ZONE



STUDENT-ATHLETE PHYSICAL DEVELOPMENT CENTER

At the heart of the North End Zone facility is the Student-Athlete Physical Development Center – one of the largest strength and conditioning centers in the country.



The 25,000-square-foot area is located at field level and provides student-athletes in every varsity sport with access to brand new weight training and cardio equipment. The facility houses about 150 pieces of equipment, over 11 tons of dumbbells and over 40 tons of free weights for IU athletes to use.



T W E N T Y - E L E V E N
INDIANA FOOTBALL
WEIGHT ROOM



The center is located on the bottom level of the new facility with glass windows looking out to the field. It is nearly five times the size of the previous weight room.

T W E N T Y - E L E V E N
INDIANA FOOTBALL
ACADEMIC CENTER



ACADEMIC & STUDENT ENGAGEMENT CENTER

The Academic & Student Engagement Center, located underneath the East side of Memorial Stadium, helps provide IU student-athletes with the resources they need to be successful off the field as well as on it.



The 25,800-square-foot layout dramatically expanded the facility to provide more computers, study areas and offices for private sessions. The facility also ensures that all student-athletes get the assistance they need to make the most of their academic careers.

► During the 2010-11 school year, 232 IU student-athletes earned Academic All-Big Ten honors.



HIGHLIGHTS INCLUDE:

- 25,800 square feet of space dedicated exclusively to enhancing student-athletes' academic performance – a facility more than seven times the size of the previous academic resource center
- Modern computer lab with the latest technology
- Dedicated tutoring space and quiet study area
- Staff offices for confidential sessions
- Casual study area and lounge
- Demonstration of IU's strong commitment to academic excellence for all student-athletes
- The 25,800-square-foot, \$3 million academic center is the fourth largest and most modern academic center in the Big Ten
- IU is third in the Big Ten in student-athlete to academic advisor ratio
- A café sits in the commons area, giving student-athletes the chance to interact in a relaxed setting



MEETING ROOMS

The Hoosier Football program enjoys spacious new position and staff meeting rooms and a team auditorium, all equipped with state-of-the-art technology. Each position room provides players with the resources they need, not just for meetings, but also for individual film review at any time.



T W E N T Y - E L E V E N
INDIANA FOOTBALL
TEAM MEETING ROOM



SCOREBOARD


In 2010, a new state-of-the-art scoreboard was installed at the South end of Memorial Stadium. IU's new scoreboard provides the most cutting-edge video technology of any scoreboard in the country and is among the nation's 10 largest college scoreboards.



The new scoreboard is a 36-foot high by 91-foot wide high definition video screen featuring state-of-the-art technology with wide-angle visibility and unparalleled image clarity. It can operate as an independent display showing "wall to wall" video or other images or be divided into multiple zones (windows) to show a wide variety of statistics, information, graphics, animations and live and recorded video in crystal clear HD content.



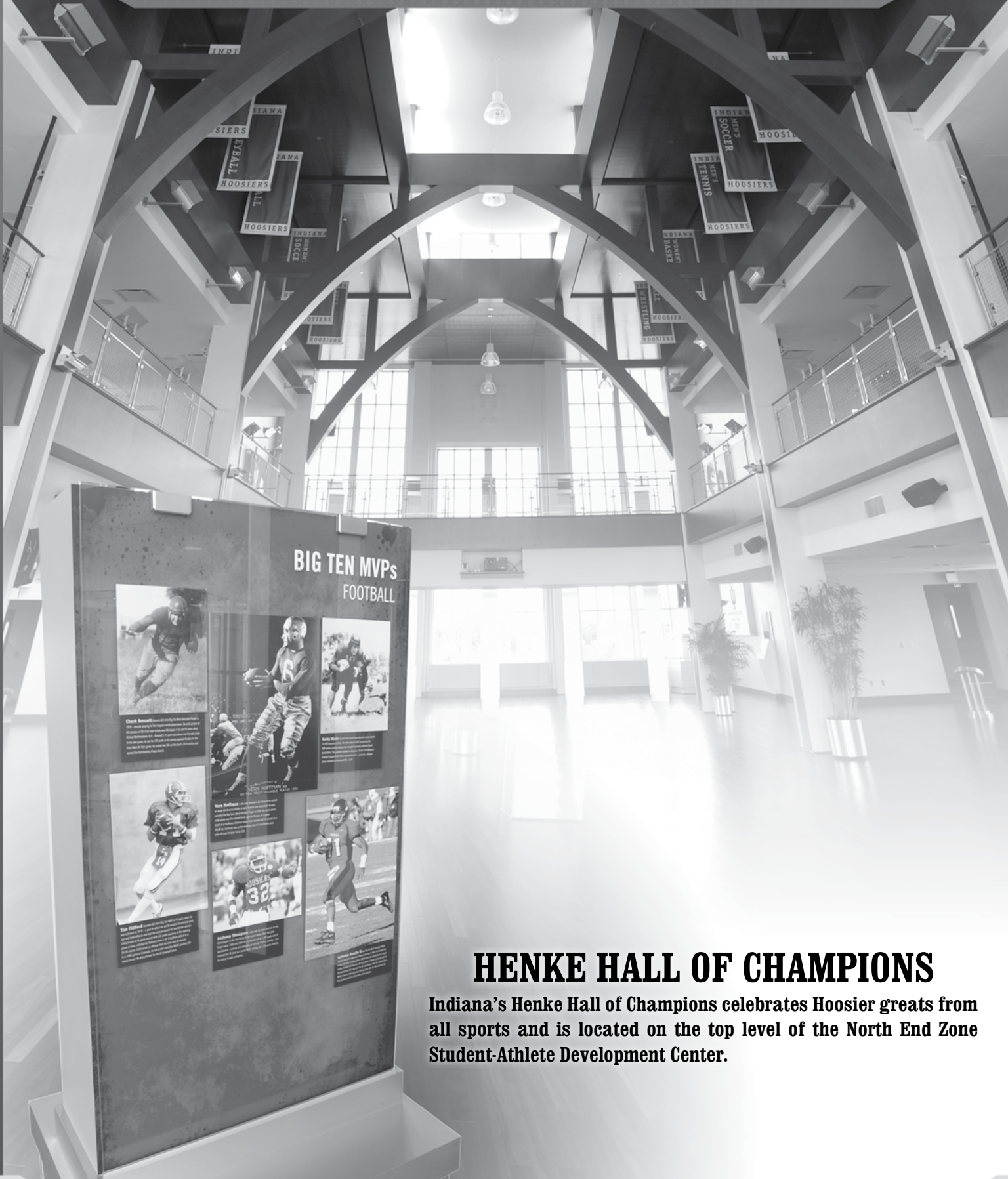
T W E N T Y - E L E V E N
INDIANA FOOTBALL
NORTH END ZONE



In the seating bowl directly in front of the Henke Hall of Champions, the 425-seat club section has sold out every game since its inception in 2009. Fans can enjoy the chairback seating and food, beverage and all the amenities the Henke Hall of Champions has to offer.



T W E N T Y - E L E V E N
INDIANA FOOTBALL
HENKE HALL OF CHAMPIONS



HENKE HALL OF CHAMPIONS

Indiana's Henke Hall of Champions celebrates Hoosier greats from all sports and is located on the top level of the North End Zone Student-Athlete Development Center.

T W E N T Y - E L E V E N
INDIANA FOOTBALL
HENKE HALL OF CHAMPIONS

It features museum-quality displays and a large banquet area where Hoosier fans can gather to celebrate the past, present and future of IU Athletics. The Hall of Champions is the largest banquet facility on the Indiana University campus.




T W E N T Y - E L E V E N
INDIANA FOOTBALL
PRACTICE FACILITIES



The IU Football practice fields are directly connected to the North End Zone facility by a tunnel that leads onto the South end of the fields. Mellencamp Pavilion, which opens onto the practice fields, gives the team a place to practice during inclement weather.




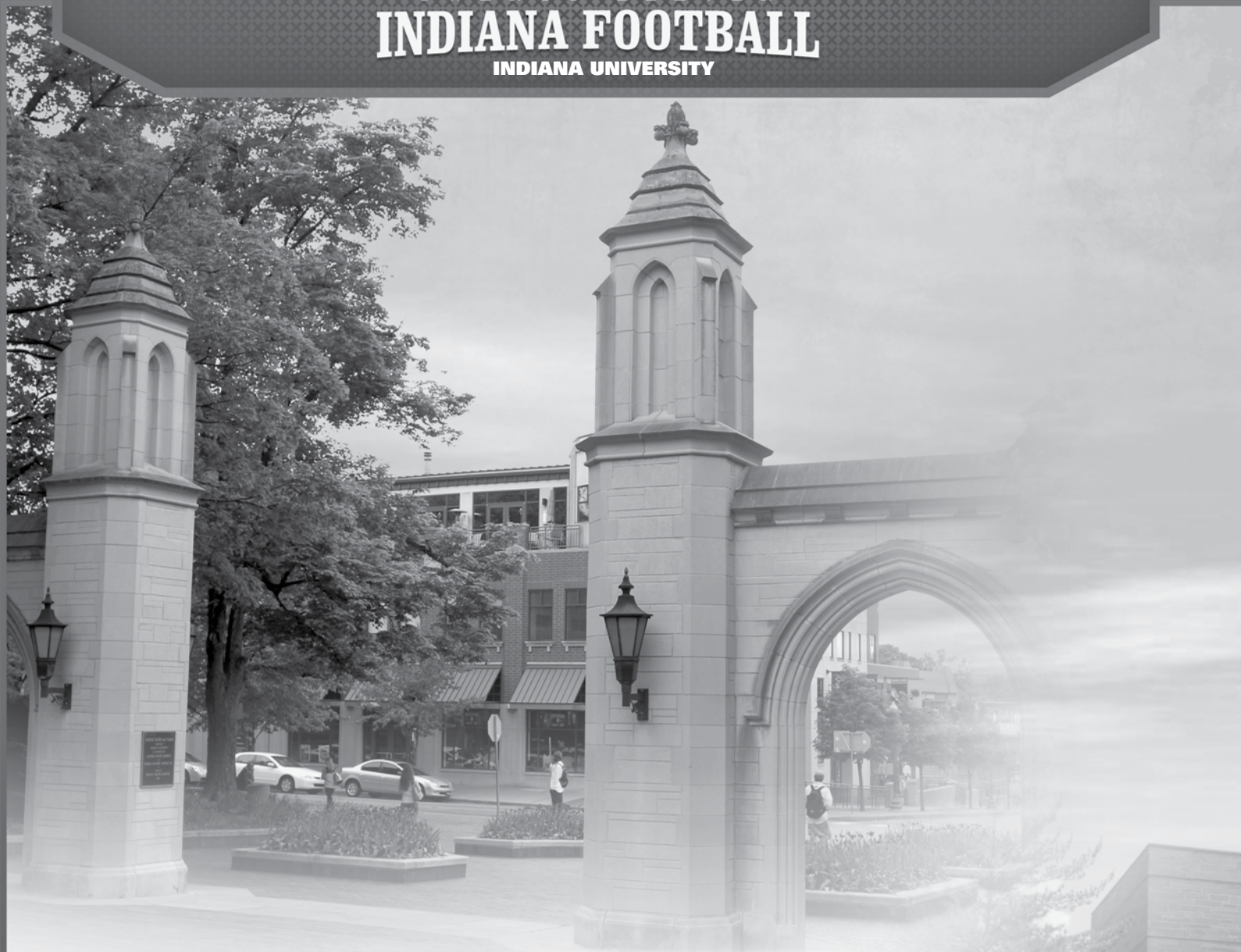
T W E N T Y - E L E V E N
INDIANA FOOTBALL
PRACTICE FACILITIES



HIGHLIGHTS INCLUDE:

- The Mellencamp Pavilion is named for Rock and Roll Hall of Famer John Mellencamp, who provided the lead gift for the \$6 million project.
- Mellencamp Pavilion features a brand new Sportex Momentum 41 artificial surface that was installed in 2007.
- The IU practice fields, attached to the North End Zone by tunnel, provide two full side-by-side grass fields.
- Memorial Stadium, used for walk-throughs during game week, features a FieldTurf surface that was replaced during the summer of 2008.





TOTAL ENROLLMENT

32,490: Undergraduates

8,942: Graduate Students

FRESHMAN CLASS

7,020 Students

61% Indiana Residents

39% Non-Residents

54% Female

46% Male

13% Students of Color

- African American, Asian American, Latino, American Indian

3% International Students

61% In Top Quarter of High School Class

Average GPA of Admitted Fall Freshman 3.5




ACADEMICS

13 Undergraduate Schools
150+ Undergraduate Majors
300+ Degree Programs
35 Students in the Average Undergraduate Class
4,000 Courses Offered Each Semester
1,948 Full-Time Faculty
18:1 Student to Faculty Ratio

STUDENT LIFE & ACTIVITIES

Student Organizations: More Than 650
Greek Life: 48+ Fraternities and Sororities
Musical and Theatrical Productions: More Than 1,100 Every Year
Recreational Sports: 65+ Intramural and Club Sports



INDIANA UNIVERSITY

The IU Art Museum, designed by I.M. Pei, hosts an exceptional collection of more than 35,000 art objects, including Picassos and Monets.





ART MUSEUM



T W E N T Y - E L E V E N
INDIANA FOOTBALL
INDIANA UNIVERSITY


Popular concert artists, Broadway touring companies, art exhibits, world leaders, fascinating speakers and dance troupes regularly come to campus.



- Assembly Hall was transformed into a set for CNBC's "Mad Money Back to School Tour." The show was taped on April 4, 2007, and featured IU students with host Jim Cramer and special guest IU alum Mark Cuban, owner of the Dallas Mavericks.
- ESPN's College GameDay made its inaugural trip to Assembly Hall on Feb. 15, 2008. Rece Davis, Jay Bilas, Hubert Davis and Digger Phelps fired up the Hoosier faithful prior to IU's 80-61 victory over Michigan State.

T W E N T Y - E L E V E N
INDIANA FOOTBALL
INDIANA UNIVERSITY

The IMU is our gathering place and one of the largest college unions in the world. Inside are six dining areas, three snack shops and a coffee house. Other services include a convenience store, a bookstore, a credit union, a 186-room hotel, a travel agency, a bowling alley, a copy center, computer labs, a movie theatre and auditorium, a hair salon, a Ticketmaster outlet and student meeting rooms.




HOUSING

There are 11 residence halls on campus, clustered into three neighborhoods, each with a distinct blend of programs, dining options, amenities, services, and resources. All of the residence halls are coed, with separate living spaces for men and women.

RECREATION

You'll find a getaway on campus through our nationally-recognized recreational sports programs and facilities. You can put together your own intramural team or join a club sport and compete against off-campus opponents. If you're more into fitness than competition, you'll make good use of our two state-of-the-art recreation centers, as well as workout rooms in the residence centers. Outdoor sport enthusiasts will find nearby places to mountain bike, hike, cross-country ski, ride horses, golf, rollerblade, camp, swim, sail, and paddle.





IU OFFERS THE BEST IN ACADEMIC EXCELLENCE AND VARIETY

IU has the choices and personal attention of a liberal arts college combined with the resources of a large research university. Our 183 undergraduate majors, 336 degree programs, and 4,000 courses per semester, plus options such as overseas study, internships and honors programs, give you the flexibility and choices you want.

LEARN FROM THE BEST



Our faculty are the power behind our top-ranked programs. IU's professors are nationally and internationally known scholars, researchers, and experts in their fields who value their role as teachers in our introductory courses and freshman seminars. We're proud of our ratio of one professor for every 18 students on campus.

CUTTING EDGE TECHNOLOGY AND RESOURCES

Do your research at the library's Information Commons. Write your paper in one of our over 90 technology centers. Get online from anywhere using the hundreds of wireless access points located across campus and throughout Bloomington.

EXPLORE YOUR POTENTIAL

Our approach to education is individual and challenging. IU has unique academic programs such as Intensive Freshman Seminars, the Hutton Honors College, individualized majors, hands-on undergraduate research, overseas study, direct admission and preprofessional study.



T W E N T Y - E L E V E N
INDIANA FOOTBALL
INDIANA UNIVERSITY

Indiana University provides the personal touch that people expect from a smaller school, yet also offers the kind of benefits only a large school can: great libraries, advanced technology and resources, and world-renowned faculty.



- ▶ Top 5 most beautiful campuses
- *The Campus as a Work of Art*
- ▶ One of the "100 Best Values in Public Colleges"
- *Kiplinger's Personal Finance*
- ▶ Among the nation's "Colleges with a Conscience"
- *Princeton Review*
- ▶ Award for the best undergraduate teaching
- *American Council on Education*
- ▶ Eight graduate schools and programs ranked in top 25
- *U.S. News and World Report*
- ▶ Most Wired Public University
- *PC Magazine*
- ▶ Top 25 American Research Universities
- *University Performance Report*

T W E N T Y - E L E V E N
INDIANA FOOTBALL
 INDIANA UNIVERSITY

“...its cobblestoned streets limestone buildings, and old-fashioned porches create a laid-back setting, while the outdoor markets and frequent concerts and lectures keep energy at a steady high. To paraphrase one local artisan, Bloomington has the soul of a big city but the heart of a small town... the cultural pulse of the midwest.”


-Travel and Leisure Magazine

Bloomington is the quintessential college town - active, intellectual, young, friendly, relaxed, and safe. It's a small city of 60,000 with cultural resources and opportunities that rival cities many times its size.

You'll find coffee houses, live music, festivals, open-air markets, historic architecture, cafes, restaurants, lakes, parks, museums, and theatres.

Bloomington is nestled in the rolling hills of southern Indiana with a central location in the heart of the Midwest. We're an hour's drive from Indianapolis and the Indianapolis International Airport, two hours from Louisville, three from Cincinnati, and four from Chicago and St. Louis.

We enjoy four distinct seasons in Bloomington, though the weather is generally mild. Extreme cold is rare, snowfall is limited, summers are balmy, and we enjoy long, beautiful autumns and early springs.



CLIMATE AVERAGES

	High (F)	Low (F)	Precip.
Aug.	84	63	3.5"
Sept.	78	55	2.7"
Oct.	66	43	2.5"
Nov.	51	33	3.0"
Dec.	30	24	3.0"
Jan.	34	18	2.7"
Feb.	39	21	2.5"
Mar.	49	20	3.6"
Apr.	64	42	3.7"
May	73	52	3.7"
June	82	61	4.0"
July	85	65	4.3"

DISTANCES (MILES)

Indianapolis	50
Louisville	80
Cincinnati	110
Chicago	195
St. Louis	205
Nashville	207
Detroit	285
Cleveland	300
Atlanta	390
Washington, D.C.	510
New York	680
Dallas	720
Miami	993
Los Angeles	1,795

Visit Indiana Football Online @
www.IUHoosiers.com



Facebook.com/IUCoachWilson



Twitter.com/IUCoachWilson