

**SAN JOSE SHARKS (NHL)  
WORCESTER SHARKS (AHL)**

**2009-10 ORGANIZATIONAL GUIDE**

**2008-09 PRESIDENTS' TROPHY WINNERS**





**VS.**



**NEW SEASON.**



**NEW NETWORK.**

For channel locations and more, visit [csnocalifornia.com](http://csnocalifornia.com)

# 2009 - 10 SHARKS SEASON SCHEDULE

## SEPTEMBER

| S  | M                | T  | W                | T               | F               | S                |
|----|------------------|----|------------------|-----------------|-----------------|------------------|
| 13 | 14               | 15 | 16               | 17 @LA<br>7:30p | 18 VAN<br>7:30p | 19 PHX<br>7:30p  |
| 20 | 21 @ANA<br>7:05p | 22 | 23 @VAN<br>7:00p | 24              | 25 ANA<br>7:30p | 26 @PHX<br>6:00p |

## OCTOBER

| S                | M                | T              | W              | T                | F               | S                |
|------------------|------------------|----------------|----------------|------------------|-----------------|------------------|
|                  |                  |                |                | 1 @COL<br>7:00p  | 2               | 3 @ANA<br>7:00p  |
| 4                | 5                | 6 @LA<br>7:30p | 7              | 8 CBJ<br>7:30p   | 9               | 10 MIN<br>7:30p  |
| 11               | 12 PHX<br>7:30p  | 13             | 14             | 15 @WSH<br>4:00p | 16              | 17 @NYI<br>4:00p |
| 18               | 19 @NYR<br>4:00p | 20             | 21             | 22 @TB<br>4:30p  | 23              | 24 @ATL<br>4:00p |
| 25 @PHI<br>4:00p | 26               | 27             | 28 LA<br>7:30p | 29               | 30 COL<br>7:30p | 31               |

## NOVEMBER

| S                | M  | T                | W               | T               | F                | S                |
|------------------|----|------------------|-----------------|-----------------|------------------|------------------|
| 1 @CAR<br>10:30a | 2  | 3                | 4 @CBJ<br>4:00p | 5 @DET<br>4:30p | 6                | 7 PIT<br>7:30p   |
| 8                | 9  | 10 NSH<br>7:30p  | 11              | 12 DAL<br>7:30p | 13               | 14 @STL<br>5:00p |
| 15 @CHI<br>4:00p | 16 | 17 @NSH<br>5:00p | 18              | 19              | 20 PHI<br>7:00p  | 21 @ANA<br>7:00p |
| 22               | 23 | 24               | 25 CHI<br>7:30p | 26              | 27 @EDM<br>6:30p | 28               |
| 29 @VAN<br>7:00p | 30 |                  |                 |                 |                  |                  |

## DECEMBER

| S  | M                | T                | W               | T                | F               | S                |
|----|------------------|------------------|-----------------|------------------|-----------------|------------------|
|    |                  | 1 @OTT<br>7:30p  | 2               | 3 @STL<br>7:30p  | 4               | 5 CGY<br>7:00p   |
| 6  | 7                | 8                | 9 LA<br>7:30p   | 10               | 11 DAL<br>7:00p | 12 @PHX<br>5:00p |
| 13 | 14               | 15               | 16              | 17 ANA<br>7:30p  | 18              | 19               |
| 20 | 21 @DAL<br>5:30p | 22 @CHI<br>5:00p | 23              | 24               | 25              | 26 ANA<br>7:30p  |
| 27 | 28 PHX<br>7:30p  | 29               | 30 WSH<br>7:00p | 31 @PHX<br>4:00p |                 |                  |

## JANUARY

| S  | M               | T                | W               | T               | F  | S                |
|----|-----------------|------------------|-----------------|-----------------|----|------------------|
|    |                 |                  |                 |                 | 1  | 2 @EDM<br>7:00p  |
| 3  | 4 LA<br>7:30p   | 5                | 6 @STL<br>7:30p | 7               | 8  | 9 @DET<br>7:30p  |
| 10 | 11 @LA<br>7:30p | 12 @PHX<br>6:00p | 13              | 14 BOS<br>7:30p | 15 | 16 @EDM<br>1:00p |
| 17 | 18 CGY<br>7:00p | 19 @LA<br>7:30p  | 20              | 21 ANA<br>7:30p | 22 | 23 @BUF<br>7:30p |
| 24 | 25              | 26               | 27              | 28 CHI<br>7:30p | 29 | 30 MIN<br>7:30p  |

## FEBRUARY

| S  | M               | T                        | W                | T                | F  | S                |
|----|-----------------|--------------------------|------------------|------------------|----|------------------|
|    | 1               | 2 @DET<br>7:30p          | 3                | 4 @STL<br>5:00p  | 5  | 6 @NSH<br>5:00p  |
| 7  | 8 @TOR<br>4:00p | 9                        | 10 @CBJ<br>4:00p | 11 @DET<br>4:30p | 12 | 13 @BUF<br>4:00p |
| 14 | 15              | 16                       | 17               | 18               | 19 | 20               |
| 21 | 22              | <b>OLYMPIC<br/>BREAK</b> |                  |                  | 23 | 24               |
| 25 | 26              | 27                       | 28               | 29               | 30 | 31               |

## MARCH

| S                | M  | T                | W                | T                | F                | S               |
|------------------|----|------------------|------------------|------------------|------------------|-----------------|
|                  | 1  | 2 NJ<br>7:30p    | 3                | 4 MTL<br>7:30p   | 5                | 6 CBJ<br>7:30p  |
| 7                | 8  | 9                | 10               | 11 NSH<br>7:30p  | 12               | 13 FLA<br>1:00p |
| 14 @ANA<br>5:00p | 15 | 16 @DAL<br>5:30p | 17               | 18 @VAN<br>7:00p | 19 @CGY<br>6:00p | 20              |
| 21 @EDM<br>5:00p | 22 | 23 @MIN<br>5:00p | 24               | 25 DAL<br>7:30p  | 26               | 27 VAN<br>7:00p |
| 28 @COL<br>5:00p | 29 | 30               | 31 @DAL<br>5:30p |                  |                  |                 |

## APRIL

| S               | M | T               | W | T              | F               | S               |
|-----------------|---|-----------------|---|----------------|-----------------|-----------------|
|                 |   |                 |   | 1              | 2 @MIN<br>5:00p | 3               |
| 4 @COL<br>5:00p | 5 | 6 @CGY<br>6:30p | 7 | 8 VAN<br>7:30p | 9               | 10 PHX<br>7:30p |

Schedule subject to change.

PRESEASON:     HOME     AWAY

REGULAR SEASON:     HOME     AWAY

\*Game to be played at the Citizens Business Bank Arena in Ontario, CA

CA CSN California   
 CA+ CSN-CA+   
 HD CSN California HD   
 VS Versus

The Sharks have a new home on CSN California.  
Visit [csncalifornia.com](http://csncalifornia.com) for more information.

## SEPTEMBER

- 5 Opening Day of Rookie Camp
- 12 Opening Day of NHL Training Camps
- 14 Preseason schedule begins  
Kraft Hockeyville Game — NY Islanders vs. Vancouver (Terrace, B.C.)
- 28 Victoria Cup — Chicago vs. HC Davos (Zurich, Switzerland)  
NHL Premiere Challenge (preseason) Florida vs. Tappara Tampere (Tampere, Finland)
- 29 Victoria Cup — Chicago vs. Zurich Lions (Zurich, Switzerland)  
NHL Premiere Challenge (preseason) St. Louis vs. Linköping (Linköping, Sweden)
- 30 NHL Premiere Challenge (preseason) Detroit vs. Farjestad (Karlstad, Sweden)  
NHL Premiere Challenge (preseason) Florida vs. Jokerit (Helsinki, Finland)  
Opening Day Playing Rosters set (3 p.m. ET)

## OCTOBER

- 1 Hockey Fights Cancer Awareness Month  
92nd NHL Regular Season begins  
San Jose at Colorado — Joe Sakic's No. 19 retired
- 2 NY Rangers at Pittsburgh (Stanley Cup Banner raised)  
NHL Premiere — Chicago vs. Florida (Helsinki, Finland)  
NHL Premiere — Detroit vs. St. Louis (Stockholm, Sweden)
- 3 NHL Premiere — Chicago vs. Florida (Helsinki, Finland)  
NHL Premiere — Detroit vs. St. Louis (Stockholm, Sweden)  
All 30 teams in action
- 24 All 30 teams in action

## NOVEMBER

- 4-7 U20 4 Nations Cup
- 7 Hockey Hall of Fame Game (Detroit at Toronto)
- 8 HHOF Legends Game (Canada vs. World)
- 9 Hockey Hall of Fame Induction Ceremony

## DECEMBER

- 1 Signing deadline for Group 2 free agents
- 19-27 Holiday Roster Freeze in effect. For all players on an NHL active roster, injured reserve, or players with non-roster and injured non-roster status as of midnight, local time, December 19, a roster freeze shall apply through midnight local time December 27, with respect to waivers, trades and loans, subject to the exceptions provided for in CBA Article 16.10.
- 24-25 No scheduled practices — dressing rooms closed
- 26-Jan.5 IIHF World U20 Championship (Saskatoon and Regina, Saskatchewan)

## JANUARY

- 1 2010 Bridgestone NHL Winter Classic — Philadelphia at Boston (Fenway Park)
- 17 NHL on NBC (coverage begins)
- 29-31 Hockey Weekend Across America (USA Hockey)
- 30 CBC's Hockey Day in Canada (Host: Stratford, Ontario) — Montreal at Ottawa, Vancouver at Toronto, Edmonton at Calgary

## FEBRUARY

- 1 Hockey is for Everyone Month
- 14 Last NHL games before Olympic break
- 15-23 2010 Winter Olympic Break: No scheduled practices — dressing rooms closed
- 16 Olympic Hockey begins (Vancouver)

- 22 30th anniversary of "Miracle on Ice" (1980)
- 26 Olympic Bronze medal game
- 28 Olympic Gold medal game

## MARCH

- 1 NHL Regular Season resumes after Olympic break
- 3 Trade deadline (3 p.m. ET)

## APRIL

- 8-10 NCAA Frozen Four (Ford Field, Detroit)
- 11 Last day of 2009-10 regular season
- 13-23 IIHF U18 World Championship (Mogilev and Bobruisk, Belarus)
- 14 Stanley Cup Playoffs begin

## MAY

- 1-9 2010 Royal Bank Cup (Dauphin, Manitoba)
- 7-23 IIHF World Championship (Mannheim and Gelsenkirchen, Germany)
- 14-23 2010 Mastercard Memorial Cup (Brandon, Manitoba)
- 24-29 NHL Combine (Toronto)

## JUNE

- 18 Last possible day for 2009 Stanley Cup Final
- TBA Deadline for first club-elected salary arbitration (later of June 15 or 48 hours after the conclusion of the Stanley Cup Final, 5 p.m. ET)
- TBA 2010 NHL Awards (Las Vegas)
- TBA NHL Entry Draft (Location TBA)

## JULY

- 1 Free Agency period begins
- 5 Deadline for player-elected salary arbitration notification (5 p.m. ET)
- 6 Deadline for club-elected salary arbitration notification (5 p.m. ET)
- 20-Aug.4 Salary arbitration hearings held

## AUGUST

- 6 Deadline for salary arbitration decisions to be rendered

## CREDITS

The *2009-10 San Jose Sharks Organization Guide* was written, designed, edited and produced by the San Jose Sharks Media Relations Department and SVS&E Publishing, a division of Silicon Valley Sports & Entertainment. SVS&E Publishing also produces publications for teams such as the San Francisco 49ers and Oakland Raiders. For more information on SVS&E Publishing, please contact Tony Khing at 408-999-6842, or visit [www.svs publishing.com](http://www.svs publishing.com)

**Executive Editor** Tony Khing

**Layout and Design** Audrey Minagawa

**Assistant Editors** Ken Arnold, Scott Emmert, Tom Holy, Eric Lindquist, Tricia Alvey and Ryan Stenn

**Principal Photographers** Rocky Widner and Don Smith

**Special Thanks To** Greg Jamison, Malcolm Bordelon, Doug Wilson, Wayne Thomas, Joe Will, Dan Rusanowsky, Ken Caveney, Roger Ross, Jim Sparaco, Alex Aragon, Jeff Cafuir, Alison High, Laura Johnston, Alyson Mackenzie and Randy Robles and Bob Waterman at Elias Sports Bureau.

© 2009-10 San Jose Sharks and SVS&E.



|   |   |
|---|---|
| Sharks 2009-10 Schedule . . . . .               | 1 |
| NHL Critical Dates . . . . .                    | 2 |
| Silicon Valley Sports & Entertainment . . . . . | 4 |

## FRONT OFFICE

|   |    |
|---|----|
| Team Directory . . . . .                      | 5  |
| Executives . . . . .                          | 10 |
| Coaches . . . . .                             | 19 |
| Player Development/Scouting Staff . . . . .   | 24 |
| Trainers, Equipment & Medical Staff . . . . . | 28 |

## THE PLAYERS

|                                       |     |
|---------------------------------------|-----|
| Player Profiles . . . . .             | 32  |
| Future Sharks . . . . .               | 95  |
| Sharks 2009-10 Reserve List . . . . . | 102 |
| Draft History . . . . .               | 104 |

## 2008-09 IN REVIEW

|  |     |
|--|-----|
| NHL Regular Season Standings . . . . . | 110 |
| Statistics & Breakdowns . . . . .      | 111 |
| Transactions Since 2008-09 . . . . .   | 122 |

## THE RECORD BOOK

|   |     |
|---|-----|
| All-Time Regular Season Records . . . . .         | 124 |
| All-Time Roster . . . . .                         | 131 |
| A-T Regular Season Scoring/Goalie Stats . . . . . | 148 |
| All-Time Leaders . . . . .                        | 153 |
| All-Time Goaltenders . . . . .                    | 154 |
| Single Season Leaders . . . . .                   | 156 |
| Goaltenders Single Season Leaders . . . . .       | 157 |
| Leaders By Season . . . . .                       | 158 |
| Goaltender Leaders By Season . . . . .            | 161 |
| Rookie Single Season Leaders . . . . .            | 163 |
| Team Statistics By Year . . . . .                 | 164 |
| Special Teams . . . . .                           | 166 |
| Hat Tricks . . . . .                              | 167 |
| Shutouts . . . . .                                | 169 |
| 20+ Goal Seasons . . . . .                        | 171 |
| Penalty Shots . . . . .                           | 172 |
| Extra Attacker Goals . . . . .                    | 173 |
| All-Time OT/Shootout Games . . . . .              | 175 |
| A-T Head Coaches/Captains/GMs . . . . .           | 180 |
| All-Time Attendance/Assistant Coaches . . . . .   | 181 |
| Record by Season/Gordie Howe Hat Tricks . . . . . | 182 |
| NHL All-Star Game/Olympics . . . . .              | 183 |
| NHL Honors . . . . .                              | 184 |
| Team Honors . . . . .                             | 187 |
| Opponents vs. San Jose . . . . .                  | 189 |
| Opponent Goaltenders vs. San Jose . . . . .       | 190 |
| Year-By-Year In Review . . . . .                  | 193 |

## PLAYOFFS

|   |     |
|---|-----|
| 2008-09 Playoff Summary . . . . .                 | 210 |
| All-Time Playoff Scoring . . . . .                | 211 |
| All-Time Playoff Leaders . . . . .                | 213 |
| All-Time Record By Game . . . . .                 | 215 |
| Playoff Records By Teams . . . . .                | 217 |
| OT Games/Hat Tricks/Shutouts . . . . .            | 218 |
| Scoring/Goaltending Leaders By Year . . . . .     | 219 |
| Special Teams . . . . .                           | 220 |
| Results By Year/When Facing Elimination . . . . . | 221 |
| Year-By-Year In Review . . . . .                  | 222 |
| All-Time Playoff Records . . . . .                | 233 |

## NATIONAL HOCKEY LEAGUE

|                                  |     |
|----------------------------------|-----|
| NHL Directory . . . . .          | 240 |
| NHL Referees/Linesmen . . . . .  | 241 |
| NHL Trophies/Awards . . . . .    | 242 |
| NHL Teams vs. San Jose . . . . . | 244 |

## GENERAL

|  |     |
|--|-----|
| Fan Development . . . . .                  | 274 |
| Sharks Foundation . . . . .                | 275 |
| S.J. Sharkie . . . . .                     | 277 |
| HP Pavilion at San Jose . . . . .          | 278 |
| Ticket Information/Seating Chart . . . . . | 281 |
| Broadcast Information . . . . .            | 282 |
| Media Information . . . . .                | 287 |

## WORCESTER SHARKS

|   |     |
|---|-----|
| Worcester 2009-10 Schedule . . . . .            | 290 |
| Worcester Team Directory . . . . .              | 291 |
| Worcester Executives . . . . .                  | 292 |
| Coaches/Hockey Staff . . . . .                  | 294 |
| Worcester Team Doctors . . . . .                | 297 |
| Worcester Radio/TV . . . . .                    | 299 |
| DCU Center Seating Chart . . . . .              | 300 |
| DCU Center . . . . .                            | 301 |
| Sharks In The Community . . . . .               | 302 |
| 2008-09 Worcester Statistics . . . . .          | 304 |
| 2009 Worcester Playoff Statistics . . . . .     | 305 |
| AHL Divisional Alignment . . . . .              | 306 |
| 2008-09 AHL Standings . . . . .                 | 307 |
| All-Time Worcester Roster . . . . .             | 308 |
| Worcester Regular Season Records . . . . .      | 310 |
| All-Time Worcester Playoff Statistics . . . . . | 312 |
| Worcester Annual Awards . . . . .               | 314 |
| Worcester-San Jose Pipeline . . . . .           | 315 |
| 2008-09 In Review . . . . .                     | 316 |
| FINZ . . . . .                                  | 318 |
| Minor Pro Affiliate: Kalamazoo Wings . . . . .  | 319 |
| Worcester Media Information . . . . .           | 320 |

**S**ilicon Valley Sports & Entertainment (SVS&E) provides a single resource for business partners to utilize when planning their sports and event relationships. Taking full advantage of the expertise and capabilities involving all or part of the San Jose Sharks business operations — including marketing, corporate partnership sales management, broadcast, ticket sales, event presentation, community programs, fan development initiatives, partnerships with the Sharks Foundation, media relations, advertising, facilities, promotions, publishing, merchandising and additional areas of the organization — can assist in the success of any program.



Created in the summer of 2000, SVS&E oversees all business operation aspects of the San Jose Sharks, HP Pavilion at San Jose and select HP Pavilion events. In addition, SVS&E manages all or parts of Sharks Ice at San Jose (the Sharks official training facility), Sharks Ice at Fremont, Oakland Ice Center operated by Sharks Ice, the SAP Open (San Jose, Calif.) and Regions Morgan Keegan Championships (Memphis, Tenn.) ATP Tour Tennis tournaments, Cellular South Cup (Memphis) WTA Tour tennis tournament, the American Hockey League's Worcester Sharks (the Sharks top development affiliate) as well as select HP Pavilion events such as American Metal & Iron Fight Night at the Tank (professional boxing) and Strikeforce Mixed Martial Arts.

In August 2007, SVS&E became a minority partner in Major League Soccer's San Jose Earthquakes. SVS&E previously operated the Earthquakes from 2000-02, including their first MLS Championship season in 2001.

Benefits of a business arrangement with SVS&E allow the San Jose Sharks and HP Pavilion Management to combine existing marketing programs, sales resources, facilities operations and contacts to create more efficient and meaningful business partnerships. SVS&E also allows the organization to provide fully integrated advertising/corporate partnership packages that reach the multiple demographic segments represented in Silicon Valley.

Current outside entities utilizing the experience and services of SVS&E business units include the NFL's San Francisco 49ers, Oakland Raiders, San Francisco and San Jose Giants, San Jose Earthquakes, FC Gold Pride, Stanford University Athletics, San Jose State University Athletics, Oregon State University Athletics, as well as corporate clients such as Brocade, Lockheed, SAVVIS, 2wire, Sanmina, Electronic Arts and more.

Another option for business partners, SVS&E Publishing, was created in 2001. SVS&E Publishing, a full-service publishing division, handles a majority of the design, editorial and printing needs for most of the SVS&E properties, as well as outside professional sports organizations, including the 49ers and Raiders.

In 2003, SVS&E Merchandise was added to the SVS&E family. SVS&E Merchandise is an industry leader and innovator in all aspects of building a brand. With a client list that includes many of the Silicon Valley's top corporations, professional sports teams and major sporting events, SVS&E Merchandise has both the expertise and understanding necessary to help develop and sustain a brand. Services include graphics and production, event merchandise management, online stores with fulfillment and customer support, VIP Gifting and motivational/recognition programs.

SVS&E was a key element in the 2002 purchase of the organization and its assets from previous Owner George Gund III by a local ownership group, San Jose Sports & Entertainment Enterprises (SJSEE), led by current President and Chief Executive Officer Greg Jamison.

In 2001, the organization entered into a naming rights rebranding of San Jose Arena with Compaq Computer Corporation and the City of San Jose. The agreement, which was amended in 2002 to reflect the subsequent merger between Compaq and HP, runs through 2015 and provided a new name to Northern California's premier sports and entertainment venue, resulting in HP Pavilion. The agreement ensures the Sharks will remain in San Jose for the foreseeable future and the facility receives necessary amenities, upgrades and improvements its patrons have come to expect and enjoy.

In 2007, SVS&E, along with the City of San Jose, oversaw \$16.5 million of improvements — which included new LED signage displays throughout the seating area of the Pavilion, a new state-of-the-art high-resolution scoreboard and a superior sound and video system to support high definition.

Business arrangements similar to SVS&E aren't uncommon in the sports and arena management industry. Other examples of this type of business arrangement include Orca Bay Sports & Entertainment in Vancouver, which oversees the management of the Vancouver Canucks of the NHL and GM Place; Kroenke Sports Enterprises in Colorado which manages the NBA's Denver Nuggets, the Colorado Avalanche of the NHL and the Pepsi Center; and Palace Sports & Entertainment in Detroit which operates the NBA's Detroit Pistons, the Palace of Auburn Hills as well as the DTE Music Theatre.



**HP PAVILION AT SAN JOSE**

525 West Santa Clara St., San Jose, Calif. 95113  
 Phone 408-287-7070 • Fax 408-999-5797  
 sjsharks.com • sjsharks.com/mobile

**SAN JOSE SPORTS & ENTERTAINMENT ENTERPRISES OWNERSHIP GROUP**

**Kevin Compton, Hasso Plattner, Stratton Sclavos, Gary Valenzuela, Gordon Russell, Rudy Staedler, Floyd Kvamme, Greg Jamison, Harvey Armstrong, Tom McEnery, George Gund III**  
**NHL EXECUTIVE COMMITTEE: Greg Jamison**

**EXECUTIVE STAFF**

|  |  |
|--|--|
| President & Chief Executive Officer . . . . .                                  | Greg Jamison                             |
| Executive Vice President of Business Operations . . . . .                      | Malcolm Bordenol                         |
| Executive Vice President & General Manager (HP Pavilion at San Jose) . . . . . | Jim Goddard                              |
| Executive Vice President & General Counsel . . . . .                           | Don Gralnek                              |
| Executive Vice President & General Manager (Sharks) . . . . .                  | Doug Wilson                              |
| Executive Vice President & Chief Financial Officer . . . . .                   | Charlie Faas                             |
| President, Sharks Minor Holdings . . . . .                                     | Michael T. Lehr                          |
| Vice President of Finance . . . . .  | Ken Caveney                              |
| Vice President of Corporate Partnerships . . . . .                             | Eric Mastalir                            |
| Vice President of Sales & Marketing . . . . .                                  | Kent Russell                             |
| Vice President of Building Operations . . . . .                                | Rich Sotelo                              |
| Vice President and Assistant General Manager (Sharks) . . . . .                | Wayne Thomas                             |
| Executive Assistants . . . . .   | Tricia Sullivan-Minsky, Michelle Simmons |
| Sr. Administrative Assistant . . . . .   | Misty Macias                             |

**HOCKEY OPERATIONS**

|  |  |
|--|--|
| Director of Hockey Operations . . . . .                  | Joe Will   |
| Head Coach . . . . .                                     | Todd McLellan  |
| Assistant Coach . . . . .                                | Trent Yawney   |
| Assistant Coach . . . . .                                | Matt Shaw  |
| Assistant Coach . . . . .                                | Jay Woodcroft  |
| Goaltending Development Coach . . . . .                  | Corey Schwab   |
| Development Coach . . . . .                              | Mike Ricci   |
| Director of Scouting . . . . .                           | Tim Burke  |
| Director of Pro Scouting . . . . .                       | John Ferguson  |
| Scouts . . . . .   | Gilles Cote, Pat Funk, Jack Gardiner, Dirk Graham, Rob Grillo, Brian Gross, Shin Larsson,<br>Bryan Marchment, Karel Masopust, Jason Rowe |
| Director of Hockey Administration . . . . .              | Rosemary Tebaldi   |
| Manager of Hockey Technology . . . . .                   | Paul Fink  |
| Video Assistant . . . . .                                | Brett Heimlich   |
| Head Athletic Trainer . . . . .                          | Ray Tufts, ATC   |
| Assistant Athletic Trainer . . . . .                     | Wes Howard, ATC  |
| Strength & Conditioning Coordinator . . . . .            | Mike Potenza   |
| Massage Therapist . . . . .                              | Arnulfo Aguirre, CMT   |
| Equipment Manager . . . . .                              | Mike Aldrich   |
| Assistant Equipment Manager . . . . .                    | Rick Bronwell  |
| Equipment Assistant & Equipment Transportation . . . . . | Roy Sneesby  |
| Cleaning Specialist . . . . .                            | Norma Hernandez  |
| Team Physician . . . . .                                 | Arthur J. Ting, M.D.   |
| Team Internists . . . . .                                | Greg Whitley M.D., John Chiu, M.D.   |
| Team Dentists . . . . .                                  | Don Goudy, D.D.S., Robert Bonahoom, D.D.S.   |
| Team Vision Specialist . . . . .                         | Vincent S. Zuccaro, O.D., F.A.A.O.   |
| Medical Staff . . . . .                                  | Steve Franzino, M.D., Robert Millard, M.D., Mark Sontag, M.D.  |
| Chiropractic Consultant . . . . .                        | Mike McMurray, D. C.   |
| Manual Therapy Consultant . . . . .                      | Tobe Hanson  |

## SVS&E/BUSINESS OPERATIONS

|  |   |
|--|---|
| Senior Director of Communications                  | Ken Arnold  |
| Director of Broadcasting                           | Frank Albin   |
| Director of Marketing                              | Doug Bentz  |
| Director of Ticket Sales                           | John Castro   |
| Director of Media Relations                        | Scott Emmert  |
| Director of Event Presentation                     | Steve Maroni  |
| Director of Suite Sales & Service                  | Bruce Ross  |
| Director of Communications & Internet Services     | Roger Ross  |
| Director of Public Relations                       | Jim Sparaco   |
| Senior Sales Manager, Corporate Partnerships       | Jennifer Birmingham, Bryan Deierling                |
| Senior Ticket Operations Manager                   | Scott Fitzsimmons                                   |
| Senior Service Manager, Corporate Partnerships     | Heather Hunter                                      |
| Sales Managers, Corporate Partnerships             | Darren O'Donnell, Kevin Hilton                      |
| Account Sales Managers                             | Ted Chuba, Mike Hollywood, Patrick Frost, Adam King |
| Account Service Managers                           | Sharon Holman, Sarah Bauerle, Julie Kennedy         |
| Marketing Manager                                  | Deanna Miller                                       |
| Internet Services Manager                          | Alex Aragon   |
| Fan Development Managers                           | Erin Buchanan, Jeff Cafuir                          |
| Creative Services Manager                          | Derik Green   |
| Media Relations Manager                            | Tom Holy  |
| Suite Sales & Service Managers                     | Chris Hutchins, Kathy Payne-Tovar                   |
| Sharks Foundation Manager                          | Laura Johnston                                      |
| Mascot Operations Manager                          | Tim Patnode   |
| Service Managers, Corporate Partnerships           | Jennifer De Carlo, Kristin Toth                     |
| Internet Services and Public Relations Coordinator | Alison High   |
| Database Coordinator                               | Christopher Der                                     |
| Ticket Operations Coordinator                      | Ryan Silva  |
| Media Relations and Team Services Coordinator      | Ryan Stenn  |
| Marketing Coordinator                              | Nicole Omron  |
| Event Presentation Coordinator                     | Marissa Zankich                                     |
| Group Sales Coordinators                           | Brian Espiritu, Mike Nieves                         |
| Executive Assistant                                | Mary Grace Miller                                   |

## FINANCE

|                                     |                                     |
|-------------------------------------|-------------------------------------|
| Director of Human Resources         | Cathy Chandler                      |
| Director of Information Technology  | Uy Ut                               |
| Controller                          | Stephanie Reitz                     |
| Payroll Administrator               | Sue Feachen                         |
| Network Administrator               | Ryan Goulart                        |
| IT Operations and SAP Administrator | Jordan Queensbury                   |
| Systems Support Specialist          | Nelson Elam                         |
| Human Resources Coordinator         | Hilary Lansdon                      |
| Financial Analyst                   | James Kurtz                         |
| Accounting Manager                  | Deborah Kord                        |
| General Ledger Accountants          | Tasia Simmons, Gina Tran, Cheri Way |
| Accounts Payable Associate          | Ana Maria Lesevic                   |
| Accounts Receivable Associate       | Lovetta Russell                     |

## BUILDING OPERATIONS

|                                      |                              |
|--------------------------------------|------------------------------|
| Director of Ticket Operations        | Daniel DeBoer                |
| Director of Booking & Events         | Steve Kirsner, James Hamnett |
| Director of Guest Services           | David Cahill                 |
| Director of Building Services        | Monte Chavez                 |
| Facilities Technical Director        | Greg Carrolan                |
| Chief Engineer                       | Mark Mullins                 |
| Building Services Managers           | Bruce Tharaldson, Ray Romero |
| Technical Services Manager           | Mike O'Brien                 |
| Security Manager                     | Geoff Pepe                   |
| Ticket Operations Manager            | Judy Jones                   |
| Ushering & Emergency Medical Manager | Mike McCarroll               |
| Parking & Carousel Manager           | Patrick Doherty              |





|                                       |   |
|---------------------------------------|---|
| Recruiting & Training Manager         | Debra Moore   |
| Technical Services Lead               | Jimmy Diep  |
| Building Services Supervisor          | Lino Suastegui  |
| Conversion Supervisor                 | Kevin Brunton   |
| Building Services Coordinator         | Jeanette Petriz, Peggy Roland   |
| Mailroom Coordinator                  | Richard Perez   |
| Guest Services Coordinators           | Karen Casanave  |
| Executive Assistant                   | Rebeca Jackson  |
| Assistant Chief Engineer              | Eric Gold   |
| Engineers                             | Denver Abellana, Adam Midulla, Stephen Powell, Mark Vaccaro, Jay Vasquez, Dan Wan |
| Administrative Assistant              | Yvette Rangel   |
| Receptionist/Administrative Assistant | Jeanie Turner   |
| Receptionist                          | Nancy Perez   |

### MISCELLANEOUS

|                                     |   |
|-------------------------------------|---|
| Team Colors                         | Deep Pacific Teal, Burnt Orange and Black |
| Home Ice/Capacity                   | HP Pavilion at San Jose (17,562)          |
| Dimensions of Rink                  | 200-feet by 85-feet                       |
| Television Station                  | Comcast SportsNet California              |
| Radio Network Flagship              | 98.5 K-FOX (KUFX FM)                      |
| Television Play-By-Play Broadcaster | Randy Hahn                                |
| Television Color Analyst            | Drew Remenda                              |
| Radio Play-By-Play Broadcaster      | Dan Rusanowsky                            |
| Radio Color Analyst                 | Jamie Baker                               |
| Radio Reporter                      | David Maley                               |
| Production Associate                | Elisabeth Farkas                          |
| Team Photographers                  | Don Smith, Rocky Widner                   |
| P.A. Announcer                      | Danny Miller                              |
| Mascot                              | S.J. Sharkie                              |
| AHL Affiliate                       | Worcester Sharks                          |
| ECHL Affiliate                      | Kalamazoo Wings                           |

### HP PAVILION MANAGEMENT/SHARKS ICE AT SAN JOSE/SHARKS ICE AT FREMONT

|  |                 |
|--|-----------------|
| General Manager                              | Jon Gustafson   |
| Director of Skating                          | Candy Goodson   |
| Director of Hockey                           | Robert Savoie   |
| Operations Manager                           | Richard Rocha   |
| Jr. Sharks Director of Coaches and AAA Coach | Tony Zasowski   |
| Participation Development Manager            | Marjorie Taylor |
| Merchandise Manager                          | Ron Glasow      |
| Youth Hockey Manager                         | Zac Lytle       |
| Adult Hockey Manager                         | Tyler Shaffar   |
| Office Manager                               | Lynn Wolfe      |
| Food and Beverage Manager                    | Tom Jemas       |
| Group Sales Coordinator                      | Sharon Comstock |
| Human Resources Coordinator                  | Katie Ferrera   |

### HP PAVILION MANAGEMENT/ OAKLAND ICE OPERATED BY SHARKS ICE

|                    |                    |
|--------------------|--------------------|
| General Manager    | Melissa Fitzgerald |
| Operations Manager | Jason Rivera       |
| Skating Manager    | David Hicks        |
| Hockey Manager     | Ian Fazzi          |
| Office Manager     | Peggy Young        |

### SVS&E/WORCESTER SHARKS (AHL)

|  |                 |
|--|-----------------|
| Governor   | Greg Jamison    |
| President & CEO  | Michael T. Lehr |
| General Manager  | Wayne Thomas    |
| Sr. Vice President of Business and Hockey Administration | Michael A. Mudd |
| Head Coach   | Roy Sommer      |
| Assistant Coach  | David Cunniff   |

# TEAM DIRECTORY

FRONT OFFICE

|  |   |
|--|---|
| Head Athletic Trainer                          | Matt White                                  |
| Head Equipment Manager                         | Vinny Ferraiuolo                            |
| Assistant Equipment Manager                    | Tim Wegner                                  |
| Strength and Conditioning Assistant            | Jaime Rodriguez                             |
| Senior Director, Sales & Marketing             | Suzanne Schwartz                            |
| Chairwoman, Sharks Charities                   | Mary DeFeudis                               |
| Director of Youth Hockey & Community Relations | Michael Myers                               |
| Director of Public Relations & Broadcasting    | Eric Lindquist                              |
| Merchandise Manager                            | David Gwozdz                                |
| Marketing Manager                              | Abbey Thelin                                |
| Corporate Partnerships Manager                 | Eric B. Horn                                |
| Sales and Marketing Coordinator                | Katie Kohutanycz                            |
| Administrative/Event Coordinator               | Matt Catacchio                              |
| Senior Account Executive                       | Lindsey Marranta                            |
| Account Executives                             | Zack Hoover, Marina Riva, Jonathan Forsberg |
| Accounting Clerk                               | Erin McGlashing                             |

## SVS&E/SAP OPEN — MEN'S ATP PROFESSIONAL TENNIS TOURNAMENT

|                          |              |
|--------------------------|--------------|
| Tournament Director      | Bill Rapp    |
| Tournament Manager       | Pete Windham |
| Ticket Sales Coordinator | Mike Luevano |

## SVS&E MERCHANDISE & PUBLISHING

|                                   |                    |
|-----------------------------------|--------------------|
| General Manager                   | Mary Keen          |
| Sales Manager                     | John Power         |
| Business Development              | Jason Meulman      |
| Corporate Sales                   | Kurt Lohmiller     |
| Corporate Development             | Steve Murillo      |
| Buyer & Retail Manager            | Chris DiGiorgio    |
| Retail Store Operations           | Spencer Jamison    |
| Operations Manager                | Toni Foster        |
| Sr. Production Manager            | Marla Ayoung       |
| Publication Manager               | Tony Khing         |
| Warehouse Operations              | Jon Hyson          |
| Corporate Merchandise Marketing   | Tim Della Maggiore |
| Production Manager                | Maricruz Quintana  |
| Store Manager                     | Adriana Gasca      |
| Inventory Analyst/Assistant Buyer | Gareth Vicary      |
| Events Manager                    | Mark Reiswig       |


## SAN JOSE ARENA AUTHORITY

|                          |                |
|--------------------------|----------------|
| Executive Director       | Chris Morrisey |
| Administrative Assistant | Linda Truelsan |

## ARAMARK SPORTS & ENTERTAINMENT

|                                   |                              |
|-----------------------------------|------------------------------|
| General Manager                   | John Heberden                |
| Director of Premium Services      | Dan Tweddle                  |
| Director of Concessions           | Franklin Meltzer             |
| Merchandise Manager               | Patte Dahlin                 |
| Warehouse Manager                 | Henry Galvez                 |
| Concessions Manager               | Jose Lopez                   |
| Human Resources Manager           | Vivian Malloy                |
| IT Manager                        | J.R. Sivila                  |
| Assistant Human Resources Manager | Raul Sepulveda               |
| In-Seat Service Manager           | Kristen Myers                |
| Controller                        | Sisamoune Tran               |
| Executive Chef                    | Craig Coe                    |
| Chef de Cuisine                   | Martin Barragan              |
| Catering Sales Coordinator        | Madelyn Lacayo               |
| Accountant                        | Eliza Borja, Michelle Nguyen |

# FRONT OFFICE



*George Gund III (standing in between Executive Vice President and General Manager Doug Wilson and President and Chief Executive Officer Greg Jamison) was inducted into the San Jose Sports Hall of Fame late in 2008. Gund, along with his brother Gordon Gund, were the original owners of the San Jose Sharks.*

**GREG JAMISON**

President and Chief Executive Officer



Greg Jamison serves as president and chief executive officer of Silicon Valley Sports & Entertainment (SVS&E), a position he has held since his promotion from executive vice president and chief operating officer in 1996.

He also serves as manager and a board member of the San Jose Sports and Entertainment Enterprises ownership group after being personally approached by former Sharks Owner George Gund III to assemble a group of local investors to purchase the team in 2001. He's the franchise's governor to the National Hockey League and was elected by the NHL's Board of Governors to the League's 10-person Executive Committee in 2007.

In these roles, Jamison, 59, oversees all aspects of the day-to-day business operations and handles all major company decisions for SVS&E. This division of the company, created in the summer of 2000, oversees all business operation aspects of the San Jose Sharks, HP Pavilion at San Jose and select HP Pavilion events. In addition, SVS&E manages all or parts of Sharks Ice at San Jose (the Sharks official training facility), Sharks Ice at Fremont, Oakland Ice Center operated by Sharks Ice, the SAP Open (San Jose, Calif.) and Regions Morgan Keegan Championships (Memphis, Tenn.) ATP Tour Tennis tournaments, Cellular South Cup (Memphis) WTA Tour tennis tournament, the American Hockey League's Worcester Sharks (the Sharks top development affiliate) as well as select HP Pavilion events such as American Metal & Iron Fight Night at the Tank (professional boxing) and Strikeforce Mixed Martial Arts.

Current outside entities utilizing the experience and services of SVS&E business units include the San Francisco 49ers, Oakland Raiders, San Francisco and San Jose Giants, San Jose Earthquakes, FC Gold Pride, Stanford University Athletics, San Jose State University Athletics, Oregon State University Athletics, as well as corporate clients such as Brocade, Lockheed, SAVVIS, 2wire, Sanmina, Electronic Arts and more.

During his tenure, Jamison has overseen the transformation of the Sharks into one of the NHL's most respected and successful franchises. In his 12 seasons as president, the team has advanced to the Stanley Cup Playoffs 10 times, including the capturing the Presidents' Trophy in 2009 and the franchise's first berth in the Western Conference Finals in 2004.

Over the last five seasons, only the Detroit Red Wings have appeared in more playoff rounds and posted more regular season points than the San Jose Sharks (10 playoff rounds, tied with Anaheim; 535 regular season points, second in NHL).

Initially hired in 1993 for his proven leadership and ability to mesh the unique needs of all franchise supporters — including fans, businesses and corporate partners — with the talents of the club's front office personnel, Jamison's leadership role extends to working closely with Executive Vice President and General Manager Doug Wilson on a variety of organizational and hockey department issues, including major player and personnel decisions and issues relating to overall company objectives and philosophy.

In March 2001, Jamison presided over the renaming of San Jose Arena to HP Pavilion. This important agreement ensuring that the team would remain in San Jose through 2015, provides the necessary resources to continually upgrade and maintain the facility and created the HP Pavilion Community Fund, which provides a minimum of \$500,000 annually to community endeavors throughout the Bay Area. In 2007, Jamison announced a \$17.5-million upgrade to facility's scoreboard, fascia signage and sound system, allowing HP Pavilion to remain as the premier entertainment venue in Northern California.

Since Jamison's arrival, the Sharks have also implemented numerous creative programs to benefit the Bay Area community. First and foremost was the creation of the Sharks Foundation — established to meet the educational, social and cultural needs of the local community by offering unique resources and financial support to those in need. Last year, the Sharks Foundation donated nearly \$240,000 to 10 beneficiaries and more than \$3.9 million since its inception in 1995. Other community-related programs, such as the innovative "Reading Is Cool" program, clearly place the Sharks at the forefront of community relations and strengthen the team's policy of being a "good neighbor" to Bay Area residents.

Jamison is an active participant in the endeavors of several local community organizations, including serving as past president of the Board of Trustees of Ballet San Jose and past chairman of the San Jose Convention & Visitors Bureau board. He's a member of several other boards — including Bay Area Council, William Jessup University, The First Tee and is the chairman of the San Jose Sports Authority board.

Jamison arrived in San Jose after a notable stint as vice president of business operations with the Indiana Pacers of the National Basketball Association from 1987-93. Under Jamison's leadership, the Pacers were annually considered among the NBA's top clubs in sponsorships, ticket sales, team merchandise and broadcast production.

From 1980-87, Jamison served as director of marketing for the Dallas Mavericks, where he was pivotal in raising the club from expansion team status to one of the most respected front offices in the NBA. Jamison's career in athletics began in 1977 with a three-year stint as director of marketing for Athletes in Action, a Christian amateur sports organization.

A native of the Pacific Northwest, Jamison earned a bachelor's degree in education from Northwest Nazarene (Idaho) College and a master's degree in administration from Colorado State University.



## MALCOLM BORDELON

Executive Vice President of Business Operations



FRONT OFFICE

Malcolm Bordelon enters his 16th season with Silicon Valley Sports & Entertainment and the San Jose Sharks, his 14th as executive vice president of business operations, having been promoted to the post by President and CEO Greg Jamison on March 15, 1996. Bordelon previously served as vice president, broadcast and media marketing since joining the club in July 1994.

Bordelon, 51, oversees the following departments of the Sharks: Broadcasting; Marketing; Ticket Sales and Service; Event Presentation; Communications, which includes Fan Development, Internet Services, Media Relations and Public Relations; and Corporate Partnerships, which includes Suite Sales and Hospitality; as well as SVS&E Merchandise and SVS&E Publishing. He also oversees business operations for the SAP Open tennis tournament (ATP circuit) and two tennis properties in Memphis, Tenn. (Regions Morgan Keegan Championships [men's] and Cellular South Cup [women's]).

Furthermore, as a member of Senior Management, Bordelon is involved in review and pursuit of new business opportunities for SVS&E. In addition to overseeing the business operations of the Sharks, Bordelon has played a key role in developing and is also responsible for managing Silicon Valley Sports & Entertainment.

This division of the company, created in the summer of 2000, oversees all business operation aspects of the San Jose Sharks, HP Pavilion at San Jose and select HP Pavilion events. In addition, SVS&E manages all or parts of Sharks Ice at San Jose (the Sharks official training facility), Sharks Ice at Fremont, Oakland Ice Center operated by Sharks Ice, the SAP Open (San Jose, Calif.) and Regions Morgan Keegan Championships ATP Tour Tennis tournaments, Cellular South Cup WTA Tour tennis tournament, the American Hockey League's Worcester Sharks (the Sharks top development affiliate) as well as select HP Pavilion events such as American Metal & Iron Fight Night at the Tank (professional boxing) and Strikeforce Mixed Martial Arts.

Current outside entities utilizing the experience and services of SVS&E business units include the San Francisco 49ers, Oakland Raiders, San Francisco and San Jose Giants, San Jose Earthquakes, FC Gold Pride, Stanford University Athletics, San Jose State Athletics, Oregon State University Athletics, as well as corporate clients such as Brocade, Lockheed, SAVVIS, 2wire, Sanmina, Electronic Arts and more.

Most recently, Bordelon played an integral role in the planning and launch of the Sharks updated logo for the 2007-08 season. Bordelon also worked closely with Reebok/CCM and the National Hockey League to develop and coordinate the launch of the Sharks new uniform for 2007-08 and has been a central figure in the concept, design and implementation of the Sharks "black" third jersey.

In addition, Bordelon is the franchise contact for a number of NHL sponsorship, broadcasting and other business-related issues. In that capacity, he served as the team's primary contact and coordinator with the NHL for the 1997 All-Star Game as the Sharks and the City of San Jose played hosts to what has been called one of the most successful mid-season classics ever conducted. He also worked with the NHL as the club's main liaison for the Sharks two-game series vs. the Calgary Flames in GAME ONE Japan, the NHL's kickoff weekend to the 1998-99 season in Tokyo.

The Sharks have also made significant gains in corporate partnerships under Bordelon's direction, including the naming of HP Pavilion at San Jose and the club level of the facility as The Comerica Bank Club. Since he joined the organization, numerous Bay Area high-tech companies have made their first forays into sports sponsorship with the Sharks and other SVS&E properties.

Bordelon was named to the initial steering committee of the San Francisco Chapter of the National Sports Marketing Network, an industry trade organization for sports business professionals. Bordelon currently serves on the board of the San Jose Downtown Foundation and also served as the San Jose Downtown Association president in 1998 and 1999 and remains an active member. Bordelon is a member of the American Leadership Forum-Silicon Valley, (Class XVIII), a nonprofit organization dedicated to building a better Silicon Valley community by joining and strengthening leaders to serve the public good.

Bordelon joined the Sharks after spending six years as director of sponsorship sales and promotions with the Indiana Pacers. Previously, he spent seven years within the advertising industry, including stints in media sales with Carlisle Outdoor Advertising and advertising agencies Ogilvy & Mather and Cunningham & Walsh, claiming numerous national and local awards and citations for outstanding creative and professional achievement.

A native of Houston, he graduated from Texas Tech University with a degree in advertising. Upon his graduation, he was named the American Advertising Federation Outstanding Advertising Student and the Texas Tech School of Mass Communications Most Outstanding Student. In addition, on Oct. 16, 1999, Bordelon was awarded the "Outstanding Alumni of the School of Mass Communications" during Texas Tech's homecoming festivities. He and his family live in the Almaden area of San Jose.

# CHARLIE FAAS

Executive Vice President and Chief Financial Officer



Charlie Faas enters his seventh year with Silicon Valley Sports & Entertainment as executive vice president and chief financial officer.

Faas oversees finance, accounting, information technology and human resources. As the chief financial officer, he's responsible for all financial matters with regards to Silicon Valley Sports & Entertainment, including the San Jose Sharks, HP Pavilion Management, Sharks Ice at San Jose (the Sharks official training facility), Sharks Ice at Fremont, Oakland Ice Center operated by Sharks Ice, the SAP Open (San Jose, Calif.) and Regions Morgan Keegan Championships (Memphis, Tenn.) ATP Tour Tennis tournaments, Cellular South Cup (Memphis) WTA Tour tennis tournament, the American Hockey League's Worcester Sharks (the Sharks top development affiliate) as well as select HP Pavilion events such as American Metal & Iron Fight Night at the Tank (professional boxing) and Strikeforce Mixed Martial Arts.

Along with HP Pavilion Executive Vice President and General Manager Jim Goddard, Faas serves as a board member of Explosion Entertainment, LLC, which is a joint venture between SVS&E and West Coast Productions to operate Strikeforce Mixed Martial Arts. Strikeforce events appear on Showtime, airing on Friday and Saturday nights each month.

Faas works closely with the board of directors of San Jose Sports & Entertainment Enterprises. His duties also include business acquisitions and compliance with National Hockey League and City of San Jose reporting requirements. He also serves as a board member of the Sharks Foundation.

Faas is a member of the board of directors for the San Jose After-School All Stars (ASAS) and the San Jose Sports Authority (SJSA). In June 2006, he was honored as the 2006 recipient of the "Mary Angela DiGiovanni Beacon of Light Award," presented on behalf of the National Board of Directors of the After-School All-Stars program for outstanding contributions by an individual. ASAS is a non-profit organization that provides year-round sports, cultural, academic and technology programs for at-risk youth throughout the greater San Jose community. It is part of the National ASAS program founded by California Governor Arnold Schwarzenegger. SJSA is a non-profit organization that serves as the sports marketing agency for the City of San Jose.

In November 2008, Faas was awarded the "CFO of the Year" Award from the *Silicon Valley Business Journal* in the private business category.

Before joining the organization, Faas held various finance positions in California and New York, most recently as the chief financial officer at Pharsight Corporation. His additional experience includes stints as corporate controller for ZLand.com, methodology services controller and finance director with Cadence Design Systems and numerous financial management positions at IBM.

A native of upstate New York, Faas earned a bachelor's degree in business administration and accounting from Siena College and graduated from the executive education program from the Anderson School at UCLA.

Faas has also served as an adjunct professor at the University of San Francisco, teaching finance and accounting for their master's degree program in sports management.





## JIM GODDARD

Executive Vice President, General Manager  
(HP Pavilion at San Jose)



Jim Goddard enters his 19th season with Silicon Valley Sports & Entertainment and his 12th as executive vice president and general manager of HP Pavilion at San Jose.

Goddard, 60, oversees all facets of the building's operation, including ticket operations, event booking, guest services, parking, food services, engineering and facility technical operations. He's the point person for all discussions between building management and the City of San Jose. Goddard also implements and oversees all building improvements, from the design phase to final construction and sign-off.

In the summer of 2007, Goodard helped implement an ambitious, \$17.5 million capital upgrade project to HP Pavilion that included the a new, multi-level LED scoreboard, LED full-color fascia display, a state-of-the-art seating area sound system, roof-rigging weight capacity increase, a new HDTV control room and an additional concourse level suite.

Goddard also oversaw two separate expansion and renovation projects of Sharks Ice at San Jose, which included the addition of a multi-million dollar, 58,000-square foot training and practice facility for the Sharks in August 2000 and a fourth sheet of ice in 2005. The facility is the largest ice facility under one roof west of the Mississippi River. In addition, the facility operates "Stanley's," a 5,400-square foot sports bar which overlooks three of the four ice surfaces and boasts 11 flat-screen plasma televisions and a state-of-the-art sound system.

From 1993-96, he served as vice president of building operations and from 1990-93, Goddard served as San Jose Arena project manager, helping oversee the design and construction of the facility. He represented the Sharks and HP Pavilion Management interests in working with the City of San Jose, architects, consultants and contractors.

Goddard came to San Jose from Minnesota, where he completed a 23-year term of service at the Met Center, finishing as vice president of Met Center Operations. While at the Met Center, Goddard was involved in all aspects of the management and operation of the facility, working with promoters, tenants, concessionaires and suppliers to ensure a consistent level of superior service was enjoyed by everyone involved with the building.

Goddard attended the University of Minnesota.

## DON GRALNEK

Executive Vice President and General Counsel



Don Gralnek begins his 12th season with Silicon Valley Sports & Entertainment and ninth as executive vice president and general counsel. Having previously served as vice president and general counsel since August 1997, Gralnek oversees all legal matters with regards to all of SVS&E's properties.

Gralnek previously was a senior partner in the Los Angeles office of Jones, Day, Reavis & Pogue and he served as outside legal counsel to the Sharks and the building since the team's inception in 1990. In addition, he also worked closely on behalf of San Jose Arena Management with the San Jose Redevelopment Agency and the City of San Jose on the original facility construction.

Gralnek has concentrated his practice of the law in the areas of real estate and environmental protection. His experience in real estate extends from land use regulation, acquisitions, development, financing, sales, learning and partnerships/joint ventures.

A graduate of the University of California at Berkeley's prestigious Boalt Hall School of Law, Gralnek also earned a master's degree in city planning from Berkeley in 1971 and an undergraduate degree in history with honors from Stanford University in 1967.

The Chicago native is a member of the State Bar of California, as well as the Los Angeles and Santa Clara County Bar Associations and has taught courses for the University of California and San Jose State University. He's an active board member of the Tech Museum of Innovation, the Silicon Valley Land Conservancy, the San Jose Silicon Valley Chamber of Commerce and the San Jose Rotary.

**DOUG WILSON**

Executive Vice President and General Manager



Through strong drafting, shrewd trades and timely free agent signings, Executive Vice President and General Manager Doug Wilson has crafted one of the National Hockey League's most successful on-ice franchises since being named to his post before the 2003-04 season.

In his first five seasons in charge of the Sharks hockey department, Wilson, who also serves as the team's alternate governor to the NHL, has guided the team to its most successful era since the franchise's inception, capturing the Presidents' Trophy (2009), three Pacific Division titles (2004, 2008 and 2009) and advancing to the Western Conference Finals in 2004.

In his tenure as general manager, only the Detroit Red Wings have appeared in more Stanley Cup Playoff rounds (13) than San Jose (10).

During that same span, the Sharks rank second in regular season points (535, 240-115-55 record), second in wins among all NHL teams and has nearly posted five consecutive 100-point seasons (2003-04 — 104; 2005-06 — 99; 2006-07 — 107; 2007-08 — 108, 2008-09 — 117), an average of 107 points per season.

In 2008-09, the team captured the Presidents' Trophy and set new franchise marks for wins (53), points and home wins (32). They were the only NHL team to be ranked among the League's top-five in power play, penalty kill, shots for, shots against and faceoff wins.

In his current role, Wilson has overall authority regarding all hockey-related operations. He oversees all player personnel decisions, negotiates player contracts, coordinates the efforts of the team's scouting department, leads the team in its draft day preparation and administers the club's player evaluation process at all professional, minor and junior levels.

In his previous role as the team's director of pro development (1997-03), the 16-year NHL veteran's responsibilities included evaluating talent at all professional and minor league levels and continuous assessment of the Sharks roster and reserve list. In addition, he provided valuable input assisting in the club's player development programs and consulting with the hockey department on all major personnel issues, special assignments and contract negotiations.

Working closely with the entire hockey department, Wilson played a major role in creating a positive atmosphere in the dressing room and on-the-ice attractiveness to obtaining and retaining veteran free agents such as Vincent Damphousse, Mike Ricci, Gary Suter, Scott Thornton and Mike Vernon.

The 51-year-old Wilson was an integral member of the NHL Players' Association for four years (1993-97). With the NHLPA, he served as coordinator of player relations and business development and was primarily responsible for overseeing player relations, the development of business ventures and managing international affairs. Wilson is also a past president of the NHLPA.

Wilson sat on the board of the Canadian Hockey Association and has extensive experience in talent evaluation. He served as management consultant for Canada's entries in the 1994, 1995, 1996 and 1997 World Junior Championship tournaments — resulting in four consecutive gold medal finishes and also served on the management team for Canada's entry in the 1998 Winter Olympic Games.

Wilson draws on a vast amount of hockey knowledge and expertise throughout his on- and off-the-ice experiences. His older brother, Murray, played seven NHL seasons, capturing four Stanley Cup Championships with the Montreal Canadiens (1973, 1976-78). As a member of the Ontario Hockey League's Ottawa 67s, Wilson played for Hall of Famer Brian Kilrea, junior hockey's all-time winningest coach. During his tenure with the Chicago Blackhawks, he was a teammate of NHL legend Bobby Orr and a roommate with Hall of Famer Stan Mikita.

In 2004, Wilson was named to the NHL Game Committee, a panel of players, coaches, executives and media responsible for examining all aspects of the game. The committee, which initially met during the offseason, included Hall of Fame Coach Scotty Bowman, Pittsburgh's Chairman of the Board Mario Lemieux and former national television analyst/goaltender and current St. Louis President of Hockey Operations John Davidson, among others.

A first round draft choice (sixth overall) by the Blackhawks in 1977 after a stellar junior career with the Ottawa 67s, Wilson played 14 seasons in Chicago and still ranks as the club's highest scoring defenseman in points (779 — fifth overall), goals (225 — 12th overall) and assists (554 — third overall). Wilson ranks fifth all-time in games played (938) for Chicago. In addition, he led all Blackhawks defensemen in scoring for 10 consecutive seasons (1980-81 through 1990-91) and captured the 1982 James Norris Memorial Trophy, symbolic of the League's top defenseman, when he tallied 39 goals and 85 points — still Blackhawks single-season records for goals and points for a defenseman.

He was selected to eight NHL All-Star Games (seven with Chicago and one with San Jose) and while with





Chicago, Wilson was named as a NHL First Team All-Star in 1982 and twice was named as an NHL Second Team All-Star (1985 and 1990).

Acquired by San Jose from Chicago just before the Sharks inaugural season (1991-92), Wilson brought instant credibility and respect to the young franchise. He played two seasons for the Sharks, scoring 48 points (12 goals, 36 assists) in 86 games and, entering this season, ranks tied for 56th on the Sharks all-time scoring list, tied for 17th all-time among defensemen.

Included in Wilson's Sharks career highlights are serving as the franchise's first team captain (1991-93), being the team's first representative in an All-Star Game (1991-92), playing in his NHL-milestone 1,000th game on Nov. 21, 1992 (77th player in League history) and twice named Sharks nominee (1992 and 1993) for the King Clancy Award (for leadership and humanitarian contributions both on-and off-the-ice). At his 1,000th NHL game played ceremony, he announced the creation of the Doug Wilson Scholarship Foundation, to provide assistance to worthy college-bound Bay Area students, which continues today.

Wilson announced his retirement as a member of the Sharks during training camp in 1993-94 after playing in 1,024 career games. In addition, he played in 95 career playoff games and scored 80 points (19 goals, 61 assists). The Ottawa, Ontario native scored 827 points (237 goals, 590 assists) during his career that began in 1977-78 with Chicago.

In 2004, Wilson was named to the Positive Coaching Alliance's National Advisory Board. PCA, established at Stanford University in 1998, looks to create a positive character-building experience by using sports to teach life lessons while de-emphasizing the "win-at-all-cost" mentality.

Wilson was inducted into the Chicago Sports Hall of Fame in September 1999. He also serves on the NHL's board of directors for the alumni association.

In October 1998, the Ottawa 67s honored his stellar career by retiring his No. 7 sweater. Known as an offensive defenseman, he recorded 295 points in 194 OHL games with the 67s from 1975-77. In addition, during the same weekend of activities in his hometown, he was inducted into the Ottawa Sports Hall of Fame.

Wilson and his wife, Kathy, have four children: Lacey, Doug, Charlie and Chelsea.

## PLAYING CAREER OF DOUG WILSON

| Season         | Club                 | League     |             |            |            |            |            | Playoffs  |           |           |           |           |
|----------------|----------------------|------------|-------------|------------|------------|------------|------------|-----------|-----------|-----------|-----------|-----------|
|                |                      |            | GP          | G          | A          | PTS        | PIM        | GP        | G         | A         | PTS       | PIM       |
| 1974-75        | Ottawa               | OHA        | 55          | 29         | 58         | 87         | 75         | 7         | 2         | 3         | 5         | 6         |
| 1975-76        | Ottawa               | OHA        | 58          | 26         | 62         | 88         | 142        | 12        | 5         | 10        | 15        | 28        |
| 1976-77        | Ottawa               | OHA        | 43          | 25         | 54         | 79         | 85         | 15        | 4         | 20        | 24        | 34        |
| 1977-78        | Chicago              | NHL        | 77          | 14         | 20         | 34         | 72         | 4         | 0         | 0         | 0         | 0         |
| 1978-79        | Chicago              | NHL        | 56          | 5          | 21         | 26         | 37         | —         | —         | —         | —         | —         |
| 1979-80        | Chicago              | NHL        | 73          | 12         | 49         | 61         | 70         | 7         | 2         | 8         | 10        | 6         |
| 1980-81        | Chicago              | NHL        | 76          | 12         | 39         | 51         | 80         | 3         | 0         | 3         | 3         | 2         |
| 1981-82        | Chicago              | NHL        | 76          | 39         | 46         | 85         | 54         | 15        | 3         | 10        | 13        | 32        |
| 1982-83        | Chicago              | NHL        | 74          | 18         | 51         | 69         | 58         | 13        | 4         | 11        | 15        | 12        |
| 1983-84        | Chicago              | NHL        | 66          | 13         | 45         | 58         | 64         | 5         | 0         | 3         | 3         | 0         |
| 1984-85        | Chicago              | NHL        | 78          | 22         | 54         | 76         | 44         | 12        | 3         | 10        | 13        | 12        |
|                | Canada               | Canada Cup | 7           | 2          | 1          | 3          | 4          | —         | —         | —         | —         | —         |
| 1985-86        | Chicago              | NHL        | 79          | 17         | 47         | 64         | 80         | 3         | 1         | 1         | 2         | 2         |
| 1986-87        | Chicago              | NHL        | 69          | 16         | 32         | 48         | 36         | 4         | 0         | 0         | 0         | 0         |
|                | NHL All-Stars        | RdV'87     | 2           | 1          | 1          | 2          | 0          | —         | —         | —         | —         | —         |
| 1987-88        | Chicago              | NHL        | 27          | 8          | 24         | 32         | 28         | —         | —         | —         | —         | —         |
| 1988-89        | Chicago              | NHL        | 66          | 15         | 47         | 62         | 69         | 4         | 1         | 2         | 3         | 0         |
| 1989-90        | Chicago              | NHL        | 70          | 23         | 50         | 73         | 40         | 20        | 3         | 12        | 15        | 18        |
| 1990-91        | Chicago              | NHL        | 51          | 11         | 29         | 40         | 32         | 5         | 2         | 1         | 3         | 2         |
| <b>1991-92</b> | <b>San Jose</b>      | <b>NHL</b> | <b>44</b>   | <b>9</b>   | <b>19</b>  | <b>28</b>  | <b>26</b>  | —         | —         | —         | —         | —         |
| <b>1992-93</b> | <b>San Jose</b>      | <b>NHL</b> | <b>42</b>   | <b>3</b>   | <b>17</b>  | <b>20</b>  | <b>40</b>  | —         | —         | —         | —         | —         |
|                | <b>Sharks Totals</b> |            | <b>86</b>   | <b>12</b>  | <b>36</b>  | <b>48</b>  | <b>66</b>  | —         | —         | —         | —         | —         |
|                | <b>NHL Totals</b>    |            | <b>1024</b> | <b>237</b> | <b>590</b> | <b>827</b> | <b>830</b> | <b>95</b> | <b>19</b> | <b>61</b> | <b>80</b> | <b>86</b> |

Drafted by Chicago in 1977 (1st round, 6th overall). **Traded by Chicago to San Jose in exchange for Kerry Toporowski and a second round selection (27th overall) in the 1992 NHL Entry Draft, Sept. 6, 1991.** Retired, Sept. 10, 1993.

**HONORS:** OHA First All-Star Team (1977), NHL First All-Star Team (1982), James Norris Trophy (NHL's top defenseman, 1982), NHL Second All-Star Team (1985 and 1990), NHL All-Star Game (1982-86, 1990 and 1992).

## KEN CAVENEY

### Vice President of Finance

Ken Caveney begins his eighth year as vice president of finance for Silicon Valley Sports & Entertainment and has been associated with the organization for 19 years. He has been employed by the organization since 1994, previously serving as tax manager and director of finance.

Caveney, 42, directs the financial reporting environment for all of SVS&E's properties including compliance with National Hockey League and City of San Jose reporting requirements. In addition, Caveney is responsible for the tax, budgeting, forecasting and financial modeling processes for the company.

From 1991-93, Caveney provided consultation services to the Sharks while with Deloitte & Touche, LLP. He became recognized as a Certified Public Accountant in California in 1993.

Caveney has served as a volunteer consultant for more than 19 years through Junior Achievement's Applied Economics program, having worked in classrooms at various San Jose high schools including Pioneer, Santa Teresa, Gunderson and Valley Christian.

Born in San Francisco, Caveney was raised in Salinas. He earned an associate's degree from Hartnell College, a bachelor's in business from Cal Poly at San Luis Obispo and a master's degree in taxation from San Jose State University. Caveney currently serves on Cal Poly's Accounting and Law Advisory Council.



## ERIC MASTALIR

### Vice President of Corporate Partnerships

Eric Mastalir enters his second season as vice president of corporate partnerships with Silicon Valley Sports & Entertainment, where he oversees all sponsorship sales and service efforts for SVS&E, including the San Jose Sharks, HP Pavilion Management, Sharks Ice at San Jose (the Sharks official training facility), Sharks Ice at Fremont, Oakland Ice Center managed by Sharks Ice, the SAP Open (San Jose) as well as select HP Pavilion events such as American Metal & Iron Fight Night at the Tank (professional boxing) and Strikeforce Mixed Martial Arts.

In addition, he oversees the HP Pavilion suite sales and hospitality staff.

Mastalir spent 2005-08 with Maloof Sports & Entertainment, where he successfully led efforts to grow the organization's corporate sponsor base of the Sacramento Kings, Sacramento Monarchs and ARCO Arena. With a background boasting experience in both the corporate and agency world, Mastalir has worked in corporate sales and business development for companies such as adidas, Bausch & Lomb and LVMH. On the agency side at Omnicom, he has been involved in corporate sponsorships and marketing for companies wishing to leverage global sports and entertainment events. He has worked with clients on high-profile properties such as the Olympics, Super Bowl, Grammy Awards and the Sundance Film Festival.

Mastalir, 41, holds a bachelor's degree in philosophy from Stanford University, where he earned NCAA All-American honors in track and cross country.



## KENT RUSSELL

### Vice President of Sales and Marketing

Kent Russell enters his 14th season with Silicon Valley Sports & Entertainment (SVS&E), his ninth as vice president of sales and marketing. He joined the organization in September 1996 as director of ticket sales and promotions.

Russell oversees Ticket Sales, Service and Operations, Marketing, Advertising and Database Management as well as Event Presentation for the San Jose Sharks, SAP Open (Worldwide ATP Tour), American Metal & Iron Fight Night at The Tank, Strikeforce Mixed Martial Arts, as well as select HP Pavilion events. He also manages SVS&E's Memphis, Tenn. properties — Regions Morgan Keegan Championships (Worldwide ATP Tour), Cellular South Cup (Sony Ericsson WTA Tour) and The Racquet Club of Memphis — an 188,000 square foot, full-service racquet, swim and fitness club.

As the chief marketing officer for SVS&E, Russell oversees a variety of HP Pavilion events, and is also responsible for marketing and selling HP Pavilion to the entertainment, sporting and event industries — as the top facility in Northern California — at which to entertain, play and compete.

Russell serves as a board member for the San Jose Silicon Valley Chamber of Commerce — a coalition of businesses representing more than a quarter of a million jobs across every sector of the economy.

Before joining SVS&E, he spent three years with the NFL's Los Angeles Rams as director of sales and marketing,





where his responsibilities included ticket sales, marketing, advertising and corporate sponsorships. His experience also includes stints as vice president of sales and promotions for the Arena Football League's Anaheim Piranhas as well as general manager of several franchises in the Major Indoor Soccer League.

A native of Cleveland, Russell earned a bachelor's in communications from Ohio University and a master's in sports administration from The Ohio State University.

Russell and his wife, Mary, recently celebrated their 25th wedding anniversary and reside in San Jose.

## RICH SOTELO

### Vice President of Building Operations

Rich Sotelo enters his 17th year with Silicon Valley Sports & Entertainment and his 10th as vice president of building operations. From 1995-99, he served as director of operations for San Jose Arena Management.

Sotelo, 52, oversees various aspects of HP Pavilion at San Jose's Building Operations Department, including audio/visual, engineering, security, conversion, cleaning, facility enhancements and construction projects. In addition, Sotelo is responsible for coordinating the facility's Emergency Response Contingency Planning and, utilizing his past knowledge and involvement with labor union negotiations, he is HP Pavilion at San Jose's liaison and main negotiator in handling all collective bargaining agreements with the various unions.

With a 27-year background in engineering and facility operations, Sotelo, who began his career at San Jose Arena after initially being hired in 1993 by Johnson Controls, also possesses an intricate understanding of the building's inner workings. He has extensively handled equipment and facility shutdown, developed a vast knowledge of arena equipment and facilities, implemented the process to inspect and catalog all equipment locations and continues to monitor all maintenance needs.

His experience was invaluable in managing HP Pavilion at San Jose improvement projects such as the installation of an additional ice making chiller, installation of dehumidification equipment and the challenging placement of the HP Pavilion signs that adorn both entrances and the roof.

In the summer of 2007, Sotelo oversaw the ambitious, \$17.5-million capital upgrades project to HP Pavilion that included the new, multi-level Daktronics LED scoreboard, LED full color fascia display, a state-of-the-art seating-area sound system, acoustic panels, roof-rigging weight capacity increase, a new HDTV control room and an additional concourse level suite.

In addition to onsite building projects, he worked on and oversaw two separate expansion and renovation projects of Sharks Ice at San Jose, which included the addition of a multi-million dollar, 58,000-square foot training and practice facility for the Sharks in August 2000 and a fourth sheet of ice in 2005. The facility is now the largest ice facility under one roof west of the Mississippi River. In addition, the facility added Stanley's, a 5,400-square foot sports bar which overlooks three of the four ice surfaces and boasts 11 flat-screen plasma televisions and a state-of-the-art sound system.

A native Californian, Sotelo was raised in San Leandro and attended Chabot College in Hayward. Sotelo is on the board of directors for the San Jose Sports Hall of Fame.



## WAYNE THOMAS

### Vice President and Assistant General Manager

Wayne Thomas recently completed his 13th season as assistant general manager and his eighth as vice president, providing Sharks Executive Vice President and General Manager Doug Wilson with an experienced, versatile and valuable assistant.

Thomas, 61, is well versed in all aspects of the National Hockey League, garnering experience from 39 years of being a player, head coach, assistant coach, advance scout and executive. Before his promotion in March 1996, he was in his third season as Sharks assistant coach and assistant to the general manager.

An Ottawa, Ontario native, Thomas is intimately involved with all aspects of the Sharks on- and off-ice operations, including evaluating players on the Sharks reserve list with special emphasis on goaltenders, scouting other NHL teams and taking an active role in contract negotiations and player personnel matters.

In addition, Thomas serves as the general manager of the American Hockey League's Worcester Sharks (the organization's top development affiliate) and also supervises the relationship between the organization and its other player development teams, including the ECHL's Kalamazoo Wings. Last season, Worcester advanced to the AHL Atlantic Division Finals.

For the past six seasons, Thomas has also taken on a more advanced, day-to-day role in working with the



Sharks goaltenders on- and off-the-ice. He also oversees the work of Goaltending Coach Corey Schwab, who handles goaltending coaching duties for Sharks prospects in Worcester, Kalamazoo, and other amateur leagues.

Thomas serves an important role as a liaison between the coaches, training staff and the hockey department, facilitates the interaction of hockey department personnel within the organization, coordinates the construction of the NHL pre- and regular season schedules, assists the efforts of the Sharks scouting staff and coordinates a variety of front office administrative matters.

Under Thomas' direct supervision and following the franchise's goal of developing players from within, the Sharks AHL affiliate system has produced a number of key players on the Sharks current roster, which were acquired through the NHL Entry Draft such as Evgeni Nabokov, Joe Pavelski, Ryane Clowe, Devin Setoguchi, Douglas Murray and Jamie McGinn.

In his role as Sharks assistant coach from 1993-96, Thomas assisted with game strategy, advance scouting of opponents and performed individual work with the Sharks goaltenders. In addition, he collaborated with the general manager on a year-round basis regarding administrative matters.

Thomas joined the Sharks coaching and management staff for the 1993-94 season after spending three seasons (1990-93) as an assistant coach with the St. Louis Blues. Thomas also served in that capacity with the Chicago Blackhawks in 1987-88 and was head coach at Peoria (International Hockey League) from 1988-90 and at Salt Lake City from 1985-87. His 1985-86 squad captured the IHL's Turner Cup Championship.

A former NHL goaltender, his playing career consisted of 243 games over nine seasons, including stints with Montreal, Toronto and the New York Rangers. Thomas was a member of the Canadiens 1972-73 Stanley Cup Championship squad. Additional career highlights included being selected to and getting the win at the 1976 NHL All-Star Game as a member of the Maple Leafs, posting 10 career shutouts — including one in his first NHL start — and a lifetime goals-against average of 3.34. After his retirement in 1981, Thomas spent four seasons as an assistant coach with the Rangers.

Thomas has a bachelor's degree in physical education from the University of Wisconsin, where he played three years of hockey from 1967-70.

## JOE WILL

### Director of Hockey Operations

Joe Will, 45, begins his fifth season as director of hockey operations. Will has been a member of the Sharks organization since its inception in July 1990, serving as scouting coordinator and assistant to the general manager before his promotion.

Will works closely with Executive Vice President and General Manager Doug Wilson on all daily departmental functions and his primary responsibilities include contract research and negotiations, scouting operations, fiscal planning and salary cap analysis and hockey administration. He is the lead coordinator and planner for the Sharks training camp scouting meetings and scouting conference calls each season.

One of his most important duties involves the tracking, analyzing and projecting of the team's player payroll relative to the current and future National Hockey League salary cap to prevent the team from becoming financially handcuffed.

Will also works with the organization's professional scouts and management team in player research for expansion, waivers, free agency and trades. His expert analysis of economic trends in the NHL has led to the Sharks acquisition and retention of key veteran players over the years.

The Bloomington, Minn. native also works with Director of Scouting Tim Burke in the development and implementation of draft prospect testing, draft table operations and computer scouting analysis. He's an integral part of draft-day strategy that has acquired numerous players. Without his coordinating efforts, the team would not have drafted 2001 Calder Memorial Trophy winner Evgeni Nabokov in 1994. In addition, he developed the Sharks computer scouting program that pioneered the advent of scouting programs used throughout the National Hockey League.

Before joining San Jose, Will spent six years in the Minnesota North Stars organization in various capacities.





# TODD MCLELLAN

Head Coach



FRONT OFFICE

In his first season as a head coach in the National Hockey League, Todd McLellan produced one of the most remarkable debuts in League history.

Named as a finalist for the Jack Adams Trophy, McLellan, 41, became just the sixth NHL coach (and first since 1990) to lead his team to the Presidents' Trophy for the best overall regular season record (53-18-11) in his first season behind the bench. Only Tom Johnson's 1970-71 Boston Bruins won more home games (33) than McLellan's Sharks (32) and the team's 53 wins placed him tied for second behind Johnson (57 wins) for most overall coaching wins by a rookie head coach. In addition, McLellan's .713 points percentage ranks third all-time among first year bench bosses with at least 80 games coached.

In 2008-09, the Sharks collected 52 points through the first 30 games of the season (32-5-4), which is an NHL record and began the season 20-0-2 at HP Pavilion. They were the only team in the League to be in the top-five of each of the following categories: power play (third, 24.2 percent), penalty kill (fifth, 83.3), shots for (third, 33.2), shots against (first, 27.2) and faceoffs (second, 53.8).

The team also averaged 33.2 shots per game (third NHL — franchise record) and posted 40-plus shots in a game 19 times and a staggering 45-plus shots nine times. The Sharks set a franchise record for most shots in a game (57 vs. Nashville on Nov. 11). On the other side of the puck, San Jose's 2.43 goals-allowed per game ranked third among all NHL teams.

Named as the seventh head coach in San Jose Sharks franchise history on June 12, 2008, McLellan was widely recognized as one of the top up-and-coming talents on the NHL coaching scene.

Most recently before joining San Jose, he spent three seasons as an assistant coach under Mike Babcock with the Detroit Red Wings, culminating with winning the 2008 Stanley Cup.

Over the course of those three seasons, the Red Wings served as one of the NHL's most dominant teams. Detroit won the Presidents' Trophy as the NHL's top regular season team twice (2007-08 and 2005-06) and finished second in 2006-07, tying the Buffalo Sabres for first in points (113) but having three fewer wins. The team advanced to the Western Conference Finals in 2006-07 before falling in six games to the eventual Stanley Cup Champion Anaheim Ducks.

Also during that span, no NHL team won more games (162) or earned more standings points (352) than Detroit.

One of McLellan's key responsibilities was working with the Red Wings power play, which finished third in the NHL in 2007-08 (20.7 percent) and first in 2005-06 (22.1).

Before being hired in Detroit, McLellan spent four seasons as head coach of the Houston Aeros in the American Hockey League, including capturing the 2003 AHL Calder Cup Championship. Under his guidance, McLellan led the Aeros to a 154-111-37-18 mark (.567 winning percentage). He was named Minor Coach of the Year in 2003 by *The Hockey News* and also was selected to coach two AHL All-Star Games during his tenure in Houston.

In 2000-01, he served as the head coach of the Cleveland Lumberjacks of the International Hockey League, posting a 43-32-7 record.

From 1994-95 through 1999-00, McLellan coached the Swift Current Broncos of the Western Hockey League, where he also served as general manager in his final four WHL seasons. He was named WHL Coach of the Year in 2000 and WHL Executive of the Year in 1997. The team captured division titles in 1996 and 2000.

In his 15 years of serving as a head and assistant coach, McLellan's teams have never missed the postseason.

McLellan, a native of Melville, Saskatchewan, played his junior hockey with Saskatoon (WHL) and was drafted by the New York Islanders in the fifth round (106th overall) in the 1986 NHL Entry Draft. He played parts



*Coach Todd McLellan (left, next to Boston's Claude Julien) was one of three finalists for the 2009 Jack Adams Award as the National Hockey League's Coach of the Year. McLellan (Western Conference) and Julien (Eastern Conference) were the head coaches for their teams in the 2009 NHL All-Star Game.*

of two seasons with Springfield in the American Hockey League and played in five games with the Islanders in 1987-88, posting two points (one goal, one assist) before a shoulder injury ended his career.

McLellan and his wife, Debbie, have two sons: Tyson and Cale.

**PLAYING CAREER OF TODD McLELLAN**

| Season  | Club              | League | GP       | G        | A        | PTS      | PIM      | PLAYOFFS  |           |           |           |           |
|---------|-------------------|--------|----------|----------|----------|----------|----------|-----------|-----------|-----------|-----------|-----------|
|         |                   |        |          |          |          |          |          | GP        | G         | A         | PTS       | PIM       |
| 1983-84 | Saskatoon         | WHL    | 50       | 8        | 14       | 22       | 15       | --        | --        | --        | --        | --        |
| 1984-85 | Saskatoon         | WHL    | 41       | 15       | 35       | 50       | 33       | 3         | 1         | 0         | 1         | 0         |
| 1985-86 | Saskatoon         | WHL    | 27       | 9        | 10       | 19       | 13       | 13        | 9         | 3         | 12        | 8         |
| 1986-87 | Saskatoon         | WHL    | 60       | 34       | 39       | 73       | 66       | 6         | 1         | 1         | 2         | 2         |
| 1987-88 | NY Islanders      | NHL    | 5        | 1        | 1        | 2        | 0        | --        | --        | --        | --        | --        |
|         | Springfield       | AHL    | 70       | 18       | 26       | 44       | 32       | --        | --        | --        | --        | --        |
| 1988-89 | Springfield       | AHL    | 37       | 7        | 19       | 26       | 17       | --        | --        | --        | --        | --        |
|         | <b>NHL TOTALS</b> |        | <b>5</b> | <b>1</b> | <b>1</b> | <b>2</b> | <b>0</b> | <b>--</b> | <b>--</b> | <b>--</b> | <b>--</b> | <b>--</b> |

**COACHING CAREER OF TODD McLELLAN**

| Season         | Club              | League     | W         | L         | T         | OTL       | WPCT        | PTPCT       | PLAYOFFS |          |             |
|----------------|-------------------|------------|-----------|-----------|-----------|-----------|-------------|-------------|----------|----------|-------------|
|                |                   |            |           |           |           |           |             |             | W        | L        | WPCT        |
| 1994-95        | Swift Current     | WHL        | 31        | 34        | 7         | --        | .430        | .479        | 2        | 4        | .333        |
| 1995-96        | Swift Current     | WHL        | 36        | 31        | 5         | --        | .500        | .534        | 2        | 4        | .333        |
| 1996-97        | Swift Current     | WHL        | 44        | 23        | 5         | --        | .611        | .645        | 6        | 4        | .600        |
| 1997-98        | Swift Current     | WHL        | 44        | 19        | 9         | --        | .611        | .673        | 7        | 5        | .583        |
| 1998-99        | Swift Current     | WHL        | 34        | 32        | 6         | --        | .472        | .513        | 2        | 4        | .333        |
| 1999-00        | Swift Current     | WHL        | 47        | 18        | 4         | 3         | .652        | .701        | 6        | 6        | .500        |
| 2000-01        | Cleveland         | IHL        | 43        | 32        | 0         | 7         | .524        | .567        | 0        | 4        | .000        |
| 2001-02        | Houston           | AHL        | 39        | 26        | 10        | 5         | .487        | .581        | 8        | 6        | .571        |
| 2002-03        | Houston*          | AHL        | 47        | 23        | 7         | 3         | .587        | .650        | 15       | 8        | .652        |
| 2003-04        | Houston           | AHL        | 28        | 34        | 14        | 4         | .350        | .462        | 0        | 2        | .000        |
| 2004-05        | Houston           | AHL        | 40        | 28        | 6         | 6         | .500        | .575        | 1        | 4        | .200        |
| <b>2008-09</b> | <b>San Jose**</b> | <b>NHL</b> | <b>53</b> | <b>18</b> | <b>--</b> | <b>11</b> | <b>.646</b> | <b>.713</b> | <b>2</b> | <b>4</b> | <b>.333</b> |

\* — won AHL Championship    \*\* — won Presidents' Trophy

**ASSISTANT COACHING RECORD OF TODD McLELLAN (under Mike Babcock)**

| Season  | Club      | League | W  | L  | T | OTL | WPCT | PTPCT | PLAYOFFS |   |      |
|---------|-----------|--------|----|----|---|-----|------|-------|----------|---|------|
|         |           |        |    |    |   |     |      |       | W        | L | WPCT |
| 2005-06 | Detroit** | NHL    | 58 | 16 | 0 | 8   | .707 | .756  | 2        | 4 | .333 |
| 2006-07 | Detroit   | NHL    | 50 | 19 | 0 | 13  | .609 | .689  | 10       | 8 | .555 |
| 2007-08 | Detroit** | NHL    | 54 | 21 | 0 | 7   | .658 | .701  | 16       | 6 | .727 |

\* — won Stanley Cup    \*\* — won Presidents' Trophy



Todd McLellan led the Sharks to their first Presidents' Trophy in 2008-09.



## TRENT YAWNEY

Assistant Coach



FRONT OFFICE

Veteran National Hockey League coach Trent Yawney enters his second season with San Jose as an assistant coach on Head Coach Todd McLellan's staff. Yawney's primary responsibilities are working with the team's defensemen and penalty killing units, both of which made significant strides under his guidance last season.

In 2008-09, San Jose finished fifth in the NHL in penalty killing (83.3 percent), allowed the third-fewest goals per game (2.43) and allowed the fewest shots per game in the NHL (27.2), including a franchise-record low of 11 against the Stanley Cup Champion Pittsburgh Penguins on Oct. 28, 2008.

Along with the support of the coaching staff, Yawney succeeded in getting the Sharks defensemen more involved in the team's offensive attack.

The team's blueline group set franchise records for most points (203), shots (816) and power play goals (22). In addition, the Sharks became just the fourth team in NHL history to have four defensemen post 30 or more assists in a single season (Dan Boyle, 41; Rob Blake, 35; Christian Ehrhoff, 34; Marc-Edouard Vlasic, 30).

Before joining the Sharks, Yawney, 43, spent the 2007-08 season as a scout for the Anaheim Ducks in their Stanley Cup-winning season. He also served as head coach of Team Canada at the 2007 World Under-18 Championships held in Finland.

A native of Hudson Bay, Saskatchewan, Yawney spent 14 seasons with the Blackhawks organization, most recently having served as the 35th head coach in their franchise history from 2005-07. He posted a 33-55-15 record in just over one season as Chicago's bench boss.

Before serving as head coach with the Blackhawks, he was the head coach for their American Hockey League affiliate, the Norfolk Admirals, for five seasons. Under Yawney's guidance, Norfolk posted a 189-144-42-25 regular season record over five seasons while winning back-to-back South Division titles in 2001-02 and 2002-03. The Admirals made five consecutive playoff appearances and advanced to the conference semifinals twice while seeing more than 50 players advance to the Blackhawks during that span. Yawney was honored by *The Hockey News* as their "Minor Pro Coach of the Year" for 2003-04.

Yawney's coaching experience began during the 1998-99 season. He appeared in 20 games with the Blackhawks before suffering a broken arm in January. Out for the season due to the injury, Yawney began assisting the Blackhawks coaching staff on an informal basis. Upon being named head coach in February, Lorne Molleken formally named Yawney an assistant coach on Feb. 22, 1999.

Yawney played in 593 NHL games over 12 seasons with Chicago, Calgary and St. Louis. The defenseman collected 129 points (27 goals, 102 assists) along with 783 penalty minutes. He also appeared in 60 postseason contests, helping lead the Blackhawks into the 1989 and 1990 Western Conference Finals. Yawney was named as captain for Team Canada in the 1988 Winter Olympics. He was originally drafted by the Blackhawks in the third round (45th overall) of the 1984 NHL Entry Draft.

Yawney was teammates with Sharks Executive Vice President and General Manager Doug Wilson from 1987-91 and former Sharks forward Jeremy Roenick from 1988-91 with the Blackhawks. He was also teammates with McLellan from 1983-85 with the Western Hockey League's Saskatoon Blades.

Yawney and his wife, Char, have two children: Ashley and Conor.



Assistant Coach Trent Yawney played a big role in San Jose's success on the penalty kill last season.



## MATT SHAW

### Assistant Coach

A one-time assistant coach with Todd McLellan on the American Hockey League's Houston Aeros, Matt Shaw joined the Sharks in July as an assistant coach.

Shaw spent the past two seasons (2007-09) with the Minnesota Wild on former Head Coach Jacques Lemaire's staff. He served as assistant coach for the 2008-09 season after spending 2007-08 as the team's video coach. Shaw's duties with the Wild included video responsibilities, pre-scouting opposing teams and in-game analysis and adjustments.

Shaw has been behind the bench for more than 1,000 professional and collegiate hockey games in his coaching career and spent seven seasons as an assistant coach for the Aeros, including 2001-05 as McLellan's assistant, before joining the Wild. He also served as assistant general manager for Houston and helped lead the Aeros to a record of 273-215-74 (.552), including the 2003 Calder Cup, in his seven years with the organization.

Before joining Houston, Shaw served as head coach of the Quad City Mallards of the United Hockey League (UHL) in 1999-00, leading the team to a 53-16-5 record and a trip to the UHL Finals. He also spent two seasons as an assistant coach in Quad City from 1995-97 and they won the 1996-97 UHL Championship. He was also an assistant coach for the Chicago Wolves of the International Hockey League (IHL) in 1998-99 and served as head coach of the ECHL's Mobile Mysticks in 1997-98.

The Phoenix, Ariz. native began his coaching career with his alma mater, Colorado College, where he served as an assistant coach for the Tigers from 1989-92. His primary responsibilities were coordinating practices and recruiting. During his tenure, Shaw was the youngest recruiter on the Division I NCAA circuit.

He played 138 collegiate games as a defenseman with U.S. International University (1985-88) and Colorado College (1988-89) and was a tri-captain with the Tigers during his senior season and earned All-WCHA Honorable Mention.



## JAY WOODCROFT

### Assistant Coach

Jay Woodcroft begins his second season in San Jose as an assistant coach and fifth year in the NHL.

Woodcroft's primary responsibilities include designing penalty kill schemes alongside fellow Assistant Coach Trent Yawney (fifth in the NHL in 2008-09), working with the team's centers on faceoff technique (second in 2008-09), pre-scouting the opposition with his fellow coaches and on-ice skill development work with individual players. As the "eye in the sky" during games, Woodcroft's analysis helps the coaching staff make necessary in-game adjustments.

Woodcroft, 33, spent three seasons alongside Sharks Head Coach Todd McLellan with the Detroit Red Wings (2005-08) as video coach, including their 2008 Stanley Cup Championship season.

In four seasons in the NHL, Woodcroft has been a part of teams that have won 215 regular season games, three Presidents' Trophies, 30 playoff games and one Stanley Cup.

Woodcroft joined the Red Wings following a six-year minor league career. He spent the 2004-05 season in Germany playing for the Stuttgart Wizards and, in his career, played with the Corpus Christi Rayz (CHL), Flint Generals (UHL), Anchorage Aces (WCHL), Missouri River Otters (UHL) and Jackson Bandits (ECHL).

The Toronto, Ontario native spent four seasons on a full scholarship with the University of Alabama-Huntsville where he was an Academic All-American and graduated summa cum laude with a degree in finance.

Woodcroft and his wife, Jaclynn, reside in Santa Clara.







## COREY SCHWAB

### Goaltending Development Coach

Former National Hockey League goaltender and Stanley Cup-winner Corey Schwab enters his second season as the goaltending development coach for the San Jose Sharks. Schwab, 38, handles the bulk of the goaltending coaching duties for Sharks prospects in Worcester (AHL), Kalamazoo (ECHL) and amateur leagues and he will work closely with Wayne Thomas, whose responsibilities as the vice president and assistant general manager of the San Jose Sharks and general manager of the Worcester Sharks include coaching the goaltenders at the NHL level.

Schwab spent three seasons (2005-08) as associate goaltending coach and scout for the Tampa Bay Lightning, where he reported to Tampa Bay assistant coach and former goaltender Jeff Reese and worked with the organization's goaltenders in Norfolk (AHL) and Mississippi (ECHL), as well as the organization's goaltending prospects.

The North Battleford, Saskatchewan native also served as one of the team's goaltending scouts and collected detailed information on all other team's goaltenders and goaltending prospects while assisting with scouting draft-eligible goaltenders.

A veteran of 147 regular season games with New Jersey, Tampa Bay, Vancouver and Toronto over his eight-year NHL career, Schwab posted a 42-63-13 record with a 2.89 goals-against average and a .896 save percentage, along with six shutouts. Schwab was a member of the 2003 Stanley Cup Champion New Jersey Devils, as well as the 1995 Calder Cup Champion Albany River Rats.

Schwab and his wife, Debbie, have two sons, Austin and Brady.



FRONT OFFICE

## MIKE RICCI

### Development Coach

One of the most beloved players to ever don a Sharks sweater, Mike Ricci enters his second season as development coach following one season as an advisor to the club's hockey operations department.

In this role, Ricci, 38, works with Head Coach Todd McLellan and his staff to provide on-ice instruction and assistance when the team is at home and he will also work closely with Scout Bryan Marchment, visiting and working with the Sharks prospects in Worcester and various junior teams.

Ricci finished his stellar, 16-year National Hockey League career in 2007 after notching 605 points (243 goals, 362 assists) and 979 penalty minutes in 1,099 NHL games with Philadelphia, Quebec/Colorado, San Jose and Phoenix. He also added 66 points (23 goals, 43 assists) in 110 Stanley Cup Playoff games. Ricci won a Stanley Cup with Colorado in 1996.

His 263 points (101 goals, 162 assists) with San Jose ranks eighth on the Sharks all-time list and his 529 games in Teal place him fifth all-time. In 59 Stanley Cup Playoff games with San Jose, Ricci ranks tied for fifth with 33 points (14 goals, 19 assists) and his 59 postseason games ranks fourth in Sharks history.

Ricci was originally selected by the Philadelphia Flyers in the first round (fourth overall) in the 1990 NHL Entry Draft. In June 1992, he was part of the mammoth, blockbuster trade between Philadelphia and the Quebec Nordiques that saw the Flyers trade Ricci, Ron Hextall, Peter Forsberg, Steve Duchesne, Kerry Huffman, Chris Simon, first round selections in the 1993 and 1994 NHL Entry Draft and \$15 million to the Nordiques in exchange for Eric Lindros.

Ricci was acquired by the Sharks on Nov. 21, 1997, along with a second round selection in the 1998 NHL Entry Draft, in exchange for Shean Donovan and a first round selection in the 1998 NHL Entry Draft.



**TIM BURKE**

Director of Scouting



Director of Scouting Tim Burke enters his 13th season as the head of the Sharks scouting department.

Burke, 54, coordinates and oversees the Sharks efforts in the National Hockey League's annual Entry Draft while working closely with Executive Vice President and General Manager Doug Wilson and his staff. In addition to being the principal decision-maker at the draft table, Burke is also responsible for evaluating amateur talent at every level in all North American and European leagues and supervises all aspects of the club's amateur scouting efforts.

Burke's hard work and keen decision making, coupled with the talents of his competent staff at evaluating players, has produced admired results. Burke's selection process has helped the Sharks create a solid foundation of talented players from which to build the franchise around — including Evgeni Nabokov (1994), Patrick Marleau (1997), Douglas Murray (1999), Ryane Clowe (2001), Joe Pavelski (2003), Torrey Mitchell (2004) Devin Setoguchi (2005) and Marc-Edouard Vlasic (2005), all of whom played prominent roles in the Sharks recent seasons.

Since the 2003-04 season, the Sharks rank second in regular season points (535, 240-115-55 record), second in wins among all NHL teams and has nearly posted five consecutive 100-point seasons (2003-04 — 104; 2005-06 — 99; 2006-07 — 107; 2007-08 — 108, 2008-09 — 117), an average of 107 points per season.

In 2008-09, the team captured the Presidents' Trophy and set new franchise marks for wins (53), points and home wins (32). They were the only NHL team to be ranked among the League's top-five in power play, penalty kill, shots-for, shots-against and faceoff wins.

A member of the Sharks scouting department since the 1992-93 campaign, Burke was promoted to his current position on June 4, 1996. Before his promotion, Burke served as director of professional scouting from 1992-96 and evaluated talent throughout all North American professional leagues and assisted with amateur scouting.

From 1987-92, he spent five seasons in the New Jersey Devils organization, serving in several capacities, including as a Devils assistant coach, head coach for the American Hockey League's Utica Devils and as a pro scout. Burke was also an assistant coach at Princeton University from 1984-86.

A former defenseman, Burke was selected by the Montreal Canadiens in the seventh round (124th overall) of the 1975 NHL Entry Draft and by the Chicago Cougars of the in the second round (25th overall) in the 1974 World Hockey Association Entry Draft. He was a four-year letterman in both hockey and baseball at the University of New Hampshire, where he was named to the NCAA's All-America hockey team after his senior campaign.

He played seven years of professional hockey following his outstanding collegiate career, including three seasons (1977-80) with the Nova Scotia Voyageurs, the Canadiens AHL affiliate, and one season with Jokerit Helsinki in the Finnish Elite League.

**JOHN FERGUSON**

Director of Pro Scouting



Entering his second season as the Sharks director of pro scouting is National Hockey League front office veteran John Ferguson. He joined Executive Vice President and General Manager Doug Wilson's staff in September 2008.

Ferguson works closely with Wilson and Director of Scouting Tim Burke analyzing and evaluating professional hockey players at the NHL and American Hockey League level.

Before joining the Sharks, Ferguson, 41, spent four-plus seasons as vice president and general manager of the Toronto Maple Leafs. During his tenure, the Maple Leafs set single-season franchise records for most points (103, 2003-04), wins (45-tied, 2003-04), home wins (26, 2005-06) and most road wins (23, 2003-04). He compiled an overall record of 145-110-10-30, including three 40-plus win and 90-plus point seasons. His .559 winning percentage is the second-highest among all general managers in Maple Leafs history.

Ferguson also served on the management team of Team Canada, working alongside Steve Yzerman, for their undefeated, gold-medal winning campaign at the 2007 IIHF World Championships, the youngest-ever squad to win a World Championship.

Before working in Toronto, Ferguson spent seven seasons (1997-03) with the St. Louis Blues organization, including five as assistant general manager before being promoted to vice president and director of hockey operations in February 2001. There, he worked closely with Senior Vice President and General Manager Larry Pleau in managing all facets of the Blues hockey operations department, including analyzing and negotiating



player contracts, evaluating professional and amateur players in North America and Europe and serving as president and general manager of the Worcester IceCats, the team's American Hockey League affiliate.

The team made the Stanley Cup Playoffs in each of his seven seasons with the hockey department, including a trip to the 2001 Western Conference Finals and a Presidents' Trophy in 2000.

Before working in St. Louis, Ferguson was an amateur and professional scout with the Ottawa Senators organization from 1993-96 and was as a player agent during the 1996-97 season.

A 12th round (247th overall) selection of the Montreal Canadiens in the 1985 NHL Entry Draft, Ferguson played four professional seasons with Sherbrooke, Fredericton and New Haven of the AHL. He was alternate captain of the 1992 Fredericton team that won the AHL regular season championship and he was named the team's "unsung hero" in consecutive years (1991, 1992).

Ferguson played collegiately at Providence where he served as an assistant captain, was an Academic All-American and graduated Magna Cum Laude with a degree in business administration in 1989. Following his professional hockey career, he enrolled at Suffolk University Law School, where he graduated Cum Laude. Ferguson was admitted to the Massachusetts State Bar in 1996.

The Montreal, Quebec native is the son of the late five-time Stanley Cup Champion and former NHL general manager John Ferguson, who spent 11 seasons with the San Jose Sharks hockey department.

## GILLES COTE

### Scout

Returned to the scouting Sharks staff in 2002-03 and concentrates scouting efforts in junior leagues in Quebec...previously served as a scout for the Sharks from 1997-99...served as director of player personnel for Acadie-Bathurst (Quebec Major Junior Hockey League) from 2001-02...was general manager and a member of the ownership group for Chicoutimi (QMJHL) from 1999-00...spent 1996-97 season as general manager for Drummondville (QMJHL)...scouted the Quebec area for the Washington Capitals for 11 seasons (1985-96)...vice president of the Quebec Ice Hockey Federation from 1982-85...served on coaching staff of Midget AAA champions of Montreal-Laval and the Laurentian regions...general manager of the Midget AA elite in the Laval region from 1982-84...a former president of the Laval Est Sports Association for 17 years...was a founding director of the Montreal Minor Hockey League...organized and coordinated the first World Championship for under 17-year olds...brought home the Bantam championship for the city of Montreal in 1967 for under 17-year olds.



## PAT FUNK

### Scout

Responsible for scouting all of Western Canada, U.S. juniors, U.S. colleges and high schools...scouting experience with Sharks since inception in 1991-92...also scouted for N.Y. Rangers and Minnesota North Stars from 1982-91...served as a coach at the high school and college level in Minnesota for 21 years, where he also taught physical education and health in the St. Paul Public School system...received his bachelor's degree from University of St. Thomas, in addition to performing graduate work at University of St. Thomas and Minnesota State University-Mankato...resides in Minnesota with wife Candace...their two sons, Matt and John, and daughter, Liz, are all coaching at the high school level.



## JACK GARDINER

### Scout

Joined Sharks in 2004 and is entering his 30th year as a professional National Hockey League scout...focuses his efforts in the eastern U.S....worked as a scout for the St. Louis Blues from 2000-03...spent 19 years with the Toronto Maple Leafs...responsibilities included ranking and rating amateur prospects and covering all summer camps, high school and college tournaments...worked at the Central Scouting Bureau, where he ranked and rated all amateur players for draft and reported directly to NHL Senior Vice President of Hockey Operations Jim Gregory...was a professional football scout...received advanced graduate degree from Boston State College and a master of science degree from Boston's Suffolk University.



**ROB GRILLO**

Scout

Joined the Sharks scouting staff in 1992...primarily covers amateur players at the college, junior and high school levels in the United States, as well as all of Ontario...before joining the Sharks, spent time as head coach and general manager of the Waterloo Blackhawks of the United States Hockey League...was a part-time scout for the Minnesota North Stars and served as an assistant coach at the high school level in Minnesota...played his college hockey at Augsburg College in Minneapolis where he was a member of a Division II National Championship team and an NCAA Final Four team...after college, played some Senior hockey and had a brief stint in minor pro hockey, then turned his focus and attention to coaching and scouting...originally from Minnesota, now resides in the Detroit area...married and has two children, Brandon and Briana.

**DIRK GRAHAM**

Scout

1991 Selke Trophy winner enters his second season as a professional scout with San Jose...served as professional scout for the Tampa Bay Lightning from 2006-08...was the head coach of the American Hockey League's Springfield Falcons in 2004-06...spent several years in the hockey department of the Chicago Blackhawks as a head coach (1998-99), scout (1997-98) and an assistant coach (1995-96)...played 12 National Hockey League seasons and 772 games, primarily with Chicago but began his career with the Minnesota North Stars in 1983-84...scored at least 20 goals six times, helped Chicago reach the Stanley Cup Finals in 1992 and served as the team's captain from 1989-95...posted a career-high 78 points (33 goals, 45 assists) in 80 games in 1988-89...played in 90 Stanley Cup Playoff games, posting 44 points (17 goals, 27 assists)...an inspirational leader on- and off-the-ice and was an exemplary worker on both specialty teams...Regina, Saskatchewan native originally selected by Vancouver in the fifth round (89th overall) of the 1979 NHL Entry Draft.

**BRIAN GROSS**

Scout

Enters his 13th season with San Jose...concentrates scouting efforts in Western Canada and Northeastern U.S....spent two seasons as director of scouting with the Regina Pats of the Western Hockey League and was responsible for talent evaluation throughout the WHL for purposes of trades and Western Canada for the Bantam Draft...has nearly 20 years scouting experience in the WHL...assisted with drafts and trades while scouting with the Kelowna Rockets and Spokane Chiefs...spent time as a player in intermediate and senior hockey and coached a number of teams in local area and was also vice president and director of several local minor hockey boards.

**SHIN LARSSON**

Scout

Enters his second season scouting for the Sharks...primary focus is in Sweden, where he was born and raised...previously worked in the scouting department for the Atlanta Thrashers from 2006-08...represented Japan at several international tournaments including the 1998 Olympic Games, where he posted five points (two goals, three assists) in four games...scored the game-winning shootout goal for Japan's victory over Austria in Olympic play...played hockey professionally in Sweden, Japan, France and England...played for the Japanese national team from 1995-02...won five league championships in the Japan Ice Hockey League with Kokudo...led the JIHL in scoring in 1997-98...played one season with Verdun in the Quebec Major Junior Hockey League in 1993-94 and one season with Leksands in the Swedish Elite League in 1992-93...he and his wife, Linda, have a son (Nils).





## BRYAN MARCHMENT

### Scout

One of the most feared hitters and intimidating players in National Hockey League history, "Mush" enters his third season as a scout who will also assist in player development...based in the Toronto area, his duties include working with players in San Jose and the team's American Hockey League affiliate at Worcester, as well as scouting Sharks prospects at the college and Canadian major junior levels... also serves as an advisor to the hockey operations department...played in 926 NHL games over 17 seasons with Winnipeg, Chicago, Hartford, Edmonton, Tampa Bay, San Jose, Colorado, Toronto and Calgary and posted 182 points (40 goals, 142 assists) and 2,307 penalty minutes... in 334 games with San Jose (sixth-most among Sharks franchise blueliners and tied for 16th among all Sharks players), scored 66 points (15 goals, 53 assists) and 706 penalty minutes (third-most in franchise history)... was acquired by San Jose from Tampa Bay on March 24, 1998 and was originally selected by the Winnipeg Jets in the first round (16th overall) of the 1987 NHL Entry Draft.



FRONT OFFICE

## KAREL MASOPUST

### Scout

Former defenseman with the Czechoslovakian National Team...a member of the silver medal-winning Czechoslovakian team at the 1968 Olympics...joined Sharks in 1993...scouts all European leagues with an emphasis in the Czech Republic and Slovakia.



## JASON ROWE

### Scout

Enters his second season as a scout for the Sharks...worked in a part-time scouting role with the Carolina Hurricanes organization in 2007-08...main responsibility will be to scout the northeastern part of the American Hockey League...is the son of Tom Rowe, current assistant coach of the Carolina Hurricanes who also is a seven-year National Hockey League veteran and former head coach of both the Lowell Lock Monsters and Albany River Rats.





### ARTHUR TING, M.D.

Team Physician

Heading up the Sharks medical staff for the 19th consecutive season is Arthur Ting, M.D., an experienced and established figure in Bay Area sports medicine. The San Francisco native directs a talented staff of medical specialists devoted to the treatment and prevention of the Sharks organization's sports-related injuries.

Ting is currently a practicing orthopedic surgeon at the Fremont Sports Therapy and Surgery Center, which is responsible for the medical treatment of many Bay Area professional sports organizations, including the Oakland Raiders.

In addition to his work with the Sharks, Ting has also served as the head physician for several major professional sports organizations at HP Pavilion at San Jose, including the National Lacrosse League's San Jose Stealth (2005-07) and the 2007 Arena Football League Champion San Jose SaberCats. Also the chief medical officer for the U.S. Moto GP and at Laguna Seca, Ting is chief medical physician for the East/West Shrine Game and serves as a consultant to Yamaha Motor Sports.

His extensive work with Bay Area amateur athletes includes being team physician for Menlo College, Cañada Community College and numerous high schools throughout the Bay Area.

Ting was the head physician for the U.S. Track & Field squad at the 1990 Goodwill Games in Seattle, the 1993 Pan Am Games and a 1994 dual meet against Great Britain. He was a member of the medical staff at the 1984 Summer Olympics in Los Angeles and at the U.S. Olympic Trials in 1988 and 1992.

Ting received his medical degree from St. Louis University, completing an orthopedic residency at the University of Southern California Medical Center in Los Angeles. He completed a fellowship in sports medicine at the Kerlan-Jobe Orthopedic Clinic in Inglewood, Calif.



### RAY TUFTS, ATC

Head Athletic Trainer

In his 14th season with the San Jose Sharks as head athletic trainer is Ray Tufts, who provides Sharks players with both long-term medical care for serious injuries needing rehabilitation as well as maintaining the Sharks day-to-day medical needs both on the road and at home. In addition, he serves as the liaison between the hockey department and the organization's team of highly-respected medical specialists.

Tufts will serve as head athletic trainer for the U.S. Olympic Team for the 2010 Winter Games in Vancouver. He also headed the training staff for the 1997 National Hockey League Western Conference All-Star and the Heroes of Hockey teams during the 1997 NHL All-Star Weekend in San Jose.

Before joining the Sharks, Tufts, 44, was an athletic trainer for 10 years with the San Francisco 49ers. During his tenure with the 49ers, he was a part of three Super Bowl Championships in 1988, 1989 and 1994, serving as assistant trainer from 1991-96 and as a training staff assistant from 1987-90.

With San Francisco, Tufts was heavily involved with both the day-to-day preventive care for the team and post-injury rehabilitation. He was instrumental in the quick recoveries of several 49ers players from very severe injuries, including tight end and current Blue Line Associates committee member Brent Jones, offensive tackle Harris Barton and the extensive rehabilitation of Pro Football Hall of Fame quarterback Joe Montana between 1988-91.

A native of the San Jose area, Tufts graduated from Cal State-Sacramento in 1987 as a physical education major with an emphasis in athletic training. He received his National Athletic Trainers Association (NATA) certification in 1987 and is an active member of the NATA District VIII Association, California Athletic Trainers Association (CATA) and is currently the president of the Professional Hockey Athletic Trainers' Society (PHATS).

Tufts and his wife, Michelle, reside in Los Gatos, Calif.



### WES HOWARD, ATC

Assistant Athletic Trainer

Wes Howard, a native of Fremont, enters his 12th season with the Sharks.

Howard, 40, shares duties coordinating and implementing the training and rehabilitation protocols for injured athletes and conducting daily treatments with Head Athletic Trainer Ray Tufts. He's also responsible for ordering, stocking and inventorying all training supplies.

In addition to his work with the Sharks, Howard was the assistant athletic trainer/equipment manager for the Arena Football League's San Jose SaberCats from 1995-00 and served as their assistant athletic trainer during the 2002 Arena Bowl Championship season. During the hockey work stoppage in 2004-05, he returned to the SaberCats as their assistant athletic trainer.





Previously, Howard was the assistant head athletic trainer at Menlo College from 1997-98 and head athletic trainer and equipment manager for the ECHL's Fresno Falcons from 1995-97.

Howard earned a bachelor's degree in kinesiology from San Jose State University and is certified by both the (NATA) National Athletic Trainer's Association and (NCSF) National Council of Strength and Fitness. He resides in San Jose with his wife Diana, daughters Rebecca and Alyssa and son Aaron.

## **MIKE POTENZA**

### **Strength and Conditioning Coordinator**



Mike Potenza begins his fourth year as the Sharks strength and conditioning coordinator. He's responsible for the team's overall strength and conditioning programs — including the creation of individualized postseason workout programs and assistance in the rehabilitation efforts for all injured players.

Before coming to San Jose, Potenza served as the strength and conditioning coach for the University of Wisconsin men's and women's hockey teams, both of which were 2006 NCAA National Champions. There, he worked with current Sharks center Joe Pavelski. Potenza also had responsibilities with the wrestling and softball programs at Wisconsin.

A 2000 Springfield College graduate, Potenza earned his Bachelor of Science degree in applied exercise science. From there, the Providence, R.I., native went to Boston University where he was a graduate assistant until 2002, earning his master's degree in human movement science.

Potenza completed an assortment of strength and conditioning coaching and internship experiences before his time at Wisconsin. At the University of Miami (Fla.), he served as a weight training, speed and post-workout coach for the perennial nationally-ranked Hurricanes football team. While earning his master's, Potenza instructed professional, amateur and collegiate athletes at Mike Boyle Strength and Conditioning, a private training facility specializing in various weight training, conditioning, agility, plyometric, stretching and rehabilitation programs.

Since graduating from Springfield, Potenza has held notable positions for Harvard and Colgate Universities. He assisted and supervised all phases of strength training programs for all intercollegiate programs at Harvard and Colgate and held primary coaching responsibilities with football, men's and women's hockey, men's and women's basketball, lacrosse and field hockey.

Potenza was part of the evaluation staff for the U.S. World Junior hockey team that competed at the 2008 World Junior Championships in the Czech Republic. His responsibilities included offering presentations on nutrition and recovery, administering physical testing and designing performance evaluations for each prospect.

Potenza, his wife Bonnie, and their son Griffin reside in San Jose.

## **ARNULFO AGUIRRE, CMT**

### **Massage Therapist**



Arnulfo Aguirre enters his third season as the Sharks full-time massage therapist. He has worked with Head Trainer Ray Tufts' staff on a part-time basis since the 2000-01 season.

In his role, Aguirre works with the team's players to facilitate and improve injuries, as well as increasing their range of motion.

Previously, Aguirre served as the sports massage therapist for the San Jose Earthquakes from 2000-02, including their 2001 Major League Soccer Championship season.

In addition, he served in a similar position with the University of California-Berkeley Men's Swim Team in 1999.

Aguirre received his certification from the National Holistic Institute in Emeryville, Calif., where he also assisted in managing the massage clinic.

## MIKE ALDRICH

### Equipment Manager

Mike Aldrich enters his 14th season as equipment manager for the San Jose Sharks. In his 17th season with the organization, Aldrich served in the same capacity for the International Hockey League's Kansas City Blades for the three seasons (1993-95) that Blades were the Sharks top development affiliate.

Aldrich will serve as equipment manager for the U.S. Olympic Team for the 2010 Winter Games in Vancouver. He also worked for Team USA for the 2005 World Championships and the 2004 World Cup of Hockey. In the summer of 2003, he served as the head equipment manager for Team USA at the World Championships in Finland.

Besides overseeing the entire operation of the equipment staff, Aldrich handles the intricate requests of all Sharks players with regards to equipment, skate sharpening needs as well as all purchasing orders, inventory control and distribution for all equipment throughout the season.

Aldrich, 45, handled all the equipment needs during the 1997 National Hockey League All-Star Game for the Western Conference team as well as the Heroes of Hockey teams.

Before joining Kansas City, Aldrich worked at Michigan Tech University as the school's equipment manager and athletic purchasing agent from 1989-93.

During the 1995-96 season, Aldrich was selected as the Western Conference's equipment manager for the IHL All-Star Game. He's an active member of the Society of Professional Hockey Equipment Managers (SPHEM). He's also a member of the Athletic Equipment Managers Association.

Aldrich and his wife Susie enjoy their summers water skiing in Michigan's Upper Peninsula. They have two sons: Brad is the video coach for the Chicago Blackhawks and Jason is a graduate assistant strength and conditioning coach at Michigan Tech University.



## RICK BRONWELL

### Assistant Equipment Manager

Rick Bronwell enters his third season as assistant equipment manager for the Sharks.

Working alongside Head Equipment Manager Mike Aldrich, Bronwell handles all necessary equipment restoration, repair and customization of jerseys and the numbering and lettering, as well as inventorying of game jerseys.

A certified member of the Athletic Equipment Managers Association, Bronwell spent the previous five seasons as head equipment manager for the Houston Aeros of the American Hockey League, where he worked under current Sharks Head Coach Todd McLellan.

In that role, Bronwell was responsible for all day-to-day duties of the team's equipment maintenance, repair and inventory. A staff member of the Aeros 2003 Calder Cup Champions, Bronwell also served as the head equipment manager for Team Canada at the 2004 AHL All-Star Game.

Before joining Houston, he was the head equipment manager in 2001-02 for the Atlantic City Boardwalk Bullies of the ECHL.

From 1996-01, Bronwell was the assistant equipment manager with the Kansas City Blades of the International Hockey League and served as a game night assistant on the staff from 1992-96.

He and his wife, Heather, have two daughters; Ashleigh and Addison.



## ROY SNEESBY

### Equipment Assistant and Equipment Transportation

Roy Sneesby enters his ninth season as equipment assistant and equipment transportation.

Sneesby splits his duties between assisting the Sharks equipment staff on day-to-day equipment and locker room maintenance in addition to coordinating the efficient arrival and departure of both the Sharks and the visiting team's equipment and supplies.

From 1998-01, Sneesby served as the visiting locker room attendant for HP Pavilion at San Jose. In addition, Sneesby served on the equipment staff for Team USA during the 1998 Winter Olympic Games and attended the 2006 Winter Olympics, working for Easton Sports.

Sneesby, who received his bachelor's degree from San Jose State University, was born in Redwood City, Calif. and was raised in Winnipeg, Manitoba.





# 2009-10 SAN JOSE SHARKS





# ROB BLAKE

Shots: Right    Height/Weight: 6-foot-4, 220 pounds  
 Born: 12/10/69 in Simcoe, Ontario  
 Hometown: Port Dover, Ontario

Signed by San Jose as a free agent on July 3, 2008.



## 4 DEFENSE

PLAYERS

**2008-09:** Among all-time NHL defensemen, ended season ranked 20th in points, 11th in goals, 24th in assists, fourth in power play goals (132) and sixth in game-winning goals (40)...Amongst League defensemen, ranked T-16th in points, 19th in assists, eighth in shots (198), T-17th in power play goals (sixth) and ninth in PIM...Returned from injury on April 3 and registered an assist vs. Edmonton...Scored his 10th goal of the season on March 19 vs. Nashville — marked the 13th time he's scored 10-plus goals in a season, tying him with Mathieu Schneider for second-most among active NHL defensemen, behind Nicklas Lidstrom (15)...Missed five games (March 22-30) due to injury (lower body)...Had a power play goal and five shots vs. Nashville on March 19... Five shots set club record for most by a defenseman (185), which was surpassed by Boyle...Three points (assists) at Phoenix on March 17 moved him past Mark Howe for 20th on the all-time list for points by a defenseman...Missed two games (March 10-12) with a lower body injury...Missed two games (Jan. 17-20) due to injury (upper body)...Scored a power play goal on Jan. 10 at Vancouver (130), surpassing Phil Housley for fourth on the all-time list for power play goals by a defenseman...Recorded his 500th career assist on Jan. 9 at Edmonton surpassing Randy Carlyle for 22nd amongst NHL defensemen... Tied his career high for the seventh time with his six-game point streak (eight, three goals and five assists) from Nov. 17-Dec. 2...Named "Sharks Player of the Month" for November, leading the league defensemen for the month in points (16 — five goals and 11 assists)...Had a three-game goal streak (three from Nov. 26-29), which tied a franchise record for longest goal streak by a defenseman (done three other times)...Tied his career high and a Sharks franchise record with four assists vs. Washington on Nov. 22...Scored his 128th career power play goal placing him fifth on the all-time NHL list amongst defensemen on Nov. 11 vs. Nashville...Scored first goal (power play) as a Shark on Nov. 6 vs. St. Louis — the 127th power play goal of his career which tied him for fifth amongst defensemen in League history (Denis Potvin)...Registered two assists in his Sharks debut on Oct. 9 vs. Anaheim. His six shots in the second period tied a franchise individual record for shots in a period (15th time in Sharks history — since surpassed by Pavelski)...**Playoffs:** Led the

## NHL CAREER HIGHLIGHTS

**First NHL game** — March 27, 1990 vs. Winnipeg (with Los Angeles)  
**First NHL goal** — Oct. 9, 1990 at Vancouver (with Los Angeles — Kirk McLean)  
**First NHL assist** — Oct. 4, 1990 vs. New York Islanders (with Los Angeles)  
**Most points, game** — 5, Dec. 14, 2000 vs. New York Rangers (with Los Angeles)  
**Most goals, game** — 3, Dec. 14, 2000 vs. New York Rangers (with Los Angeles)  
**Most assists, game** — 4, 3 times, most recent, Nov. 22, 2008 vs. Washington (with San Jose)  
**Most consecutive games, point** — 6, 7 times, most recent, Nov. 17, 2008 thru Dec. 2, 2008 (with San Jose)  
**Most consecutive games, goal** — 6, Oct. 20, 1992 thru Oct. 31, 1992 (with Los Angeles)  
**Most consecutive games, assist** — 6, 6 times, most recent, Nov. 9, 2003 thru Nov. 20, 2003 (with Colorado)  
**Most consecutive games played** — 95, Jan. 9, 2003 thru Feb. 5, 2004 (with Colorado)  
**Best plus/minus** — +5, March 19, 2006 at San Jose (with Los Angeles)  
**Hat tricks** — 1, Dec. 14, 2000 vs. New York Rangers (with Los Angeles)  
**700th NHL point** — March 8, 2008 vs. Montreal (with Los Angeles)  
**200th NHL goal** — April 3, 2006 vs. Chicago (with Los Angeles)  
**500th NHL assist** — Jan. 9, 2009 at Edmonton (with San Jose)  
**1000th NHL game** — Nov. 4, 2006 at Phoenix (with Los Angeles)  
**1200th NHL game** — April 11, 2009 at Los Angeles (with San Jose)  
**Stanley Cup Champion** — 2001 (Colorado)  
**Norris Trophy** — 1998 (2002, 2000 Finalist)  
**NHL First Team All-Star** — 1998  
**NHL Second Team All-Star** — 2002, 2001, 2000  
**"Sharks Player of the Month"** — November 2008  
**All-Star Games** — 2004 (starter), 2003, 2002, 2001, 2000 (starter), 1999, 1994  
**NHL All-Rookie Team** — 1991  
**Olympics** — Canada (2006, 2002, 1998)  
**World Championships** — Canada (1999, 1998, 1997, 1994, 1991)  
**World Cup of Hockey** — Canada (2004 — DNP injury, 1996)



**CAREER VS. NHL**

| OVERALL   |           |          |           |           |            | WITH SAN JOSE |    |    |     |     |  |
|-----------|-----------|----------|-----------|-----------|------------|---------------|----|----|-----|-----|--|
| TEAM      | GP        | G        | A         | PTS       | PIM        | GP            | G  | A  | PTS | PIM |  |
| ANA       | 67        | 13       | 24        | 37        | 110        | 6             | 0  | 2  | 2   | 15  |  |
| ATL       | 12        | 2        | 5         | 7         | 20         | 1             | 0  | 1  | 1   | 2   |  |
| BOS       | 24        | 7        | 8         | 15        | 20         | 1             | 1  | 0  | 1   | 0   |  |
| BUF       | 26        | 3        | 10        | 13        | 28         | 1             | 0  | 0  | 0   | 4   |  |
| CGY       | 80        | 15       | 49        | 64        | 116        | 3             | 0  | 3  | 3   | 0   |  |
| CAR       | 21        | 5        | 12        | 17        | 57         | 1             | 0  | 0  | 0   | 0   |  |
| CHI       | 59        | 13       | 28        | 41        | 38         | 3             | 1  | 1  | 2   | 0   |  |
| COL       | 40        | 10       | 23        | 33        | 32         | 3             | 0  | 2  | 2   | 2   |  |
| CBJ       | 28        | 4        | 15        | 19        | 28         | 4             | 0  | 1  | 1   | 8   |  |
| DAL       | 72        | 12       | 23        | 35        | 69         | 6             | 1  | 0  | 1   | 6   |  |
| DET       | 55        | 13       | 8         | 21        | 36         | 3             | 0  | 0  | 0   | 10  |  |
| EDM       | 85        | 18       | 48        | 66        | 110        | 4             | 0  | 2  | 2   | 4   |  |
| FLA       | 15        | 3        | 10        | 13        | 10         | 1             | 0  | 1  | 1   | 0   |  |
| LA        | 22        | 2        | 14        | 16        | 24         | 6             | 0  | 3  | 3   | 10  |  |
| MIN       | 39        | 5        | 19        | 24        | 42         | 3             | 0  | 2  | 2   | 0   |  |
| MTL       | 21        | 5        | 7         | 12        | 32         | 1             | 0  | 0  | 0   | 0   |  |
| NSH       | 33        | 4        | 16        | 20        | 34         | 3             | 2  | 1  | 3   | 2   |  |
| NJ        | 25        | 7        | 4         | 11        | 23         | 1             | 1  | 1  | 2   | 0   |  |
| NYI       | 23        | 2        | 11        | 13        | 22         | 1             | 0  | 1  | 1   | 0   |  |
| NVR       | 24        | 7        | 13        | 20        | 42         | 1             | 0  | 1  | 1   | 0   |  |
| OTT       | 18        | 7        | 5         | 12        | 26         | 1             | 0  | 0  | 0   | 2   |  |
| PHI       | 29        | 5        | 11        | 16        | 45         | 2             | 0  | 0  | 0   | 4   |  |
| PHO       | 82        | 19       | 26        | 45        | 148        | 5             | 1  | 4  | 5   | 29  |  |
| PIT       | 27        | 5        | 9         | 14        | 32         | 2             | 0  | 0  | 0   | 6   |  |
| <b>SJ</b> | <b>69</b> | <b>9</b> | <b>25</b> | <b>34</b> | <b>126</b> | -             | -  | -  | -   | -   |  |
| STL       | 54        | 8        | 20        | 28        | 87         | 3             | 1  | 1  | 2   | 2   |  |
| TB        | 21        | 4        | 12        | 16        | 16         | 2             | 0  | 2  | 2   | 0   |  |
| TOR       | 29        | 2        | 16        | 18        | 38         | 1             | 0  | 1  | 1   | 0   |  |
| VAN       | 75        | 16       | 27        | 43        | 172        | 3             | 2  | 1  | 3   | 2   |  |
| WAS       | 25        | 8        | 16        | 24        | 36         | 1             | 0  | 4  | 4   | 2   |  |
| TLS       | 1200      | 233      | 514       | 747       | 1619       | 73            | 10 | 35 | 45  | 110 |  |

PLAYERS



team with six takeaways...T-2nd on team in points (four, a goal and three assists)...Registered two points (a goal and an assist) in Game 3 of the WCQF at Anaheim on April 21.

**Career 2007-08:** Kings nominee for the King Clancy Memorial Trophy...Led Kings with 143 blocked shots...Recorded his 700th point (goal) on March 8 vs. Montreal...**2006-07:** Returned to the Kings and recorded 12 or more goals for the ninth consecutive season and 12th overall...Recorded 10 or more power play goals (11) for the sixth time...Finished second on the team with 208 shots and 127 blocked shots and was fourth with 95 hits...Served as an alternate captain...Played his 1,000th NHL game at Phoenix on Nov. 4...**2005-06:** Led Avs defenseman and was 11th amongst NHL D-men with 51 points...Reached the 50-plus point plateau for the seventh time...Tied for the team lead among defensemen in goals...Led team and all NHL defensemen with 264 shots...Recorded his 200th NHL goal vs. Chicago on April 3, becoming the 17th defenseman in NHL history to reach the milestone...Notched his 600th NHL point with a power play goal at Phoenix on Nov. 16, becoming the 29th defenseman in League history to accomplish that feat...Led the NHL in takeaways (89)...**Playoffs:** Led team defensemen with three goals...Averaged a team high 28:19 of ice time per game...**2004-05:** Did not play during the lockout...**2003-04:** T-9th in scoring among NHL defensemen...Led all NHL blueliners with 242 shots...Played in his 900th NHL game at Detroit on March 27...Collected his 400th NHL assist at Minnesota on March 31...Voted a starter for the 2004 NHL All-Star Game, his seventh All-Star Game appearance...**Playoffs:** Led Colorado defensemen in playoff scoring...**2002-03:** No. 2 scoring Avs defenseman and was fifth in the Norris Trophy voting...Recorded his 500th point at Minnesota on Oct. 29...Played in the 2003 NHL All-Star Game...Appeared in his 800th NHL game vs. Detroit on Feb. 8...**Playoffs:** Led Colorado in shots (27)...**2001-02:** Named a NHL Second Team All-Star for the third consecutive season...Finished third among NHL defensemen in points, T-4th in goals and third in assists...Third on Colorado in shots (229)...Appeared in his 700th NHL game vs. Florida on Nov. 27...Played in the 2002 NHL All-Star Game...**Playoffs:** Fourth in scoring among NHL defensemen...Ranked second on the team and third in the NHL in postseason shots (67)...**2000-01:** Started season in Los Angeles, but traded to Colorado on Feb. 21...Named as an NHL Second Team All-Star and finished fourth in the Norris Trophy voting...Tied for third in points among NHL defensemen (59 — 49 with Kings, 10 with Colorado)...Tied for second in goals and power play goals by a defenseman (12)...Second among NHL defensemen in shots (268)...Recorded his 400th point at the New York Rangers on Nov. 28...Recorded

a career-high five points (three goals) — including his first NHL hat trick — vs. the Rangers on Dec. 14... Played in the 2001 NHL All-Star Game at Colorado... **Playoffs:** Member of the Stanley Cup Champion Colorado Avalanche... Led all NHL defensemen in points... Recorded a playoff career-best four points (a goal and three assists) in Game 1 of the WCQF vs. Vancouver on April 12... Led the NHL in hits with 93... **1999-00:** Named as an NHL Second Team All-Star... Led Kings defensemen and third among League defensemen in points... Led team defensemen in goals, assists and plus/minus (plus-10)... Norris Trophy finalist for the second time... Second in the League in shots (327)... Voted as a starter for the 2000 NHL All-Star Game... Played in his 600th NHL game vs. St. Louis on March 17... Selected by *The Sporting News* as one of their "Good Guys in Sports"... **Playoffs:** Picked up two postseason assists in Game 2 of the WCQF at Detroit and led Kings with 19 shots in the four-game series... **1998-99:** Led team defensemen in points, goals and assists... Scored his 100th NHL goal vs. Ottawa on March 15... Assisted on Luc Robitaille's 500th goal (with Pavel Rosa) vs. Buffalo on Jan. 7... Appeared in his second NHL All-Star Game and scored a goal... **1997-98:** The first King to win the Norris Trophy as the NHL's top defenseman... Named as an NHL First Team All-Star... Led Kings defensemen in points... Led NHL defensemen in goals... Led team in power play goals (11) and shots (261)... Became the third King to record four assists in one period (second vs. Calgary on Jan. 29)... Played his 400th NHL game at Tampa Bay on Oct. 26... **Playoffs:** Led team with 15 shots... **1996-97:** Led team defensemen in points... **1995-96:** Suffered a torn ACL in his left knee in the sixth game of the year at Washington on Oct. 20, ending his season... **1994-95:** Played his 300th NHL game at St. Louis on Jan. 26... Recorded his 200th NHL point (assist) at Dallas on March 6... A groin injury limited him to 24 regular season games... **1993-94:** Led team defensemen in goals and points... Established career highs for assists and points... Led team in shots (304) and game-winning goals (six)... Registered his first four-assist game vs. Vancouver on Dec. 28... Played in his first All-Star Game... **1992-93:** Led Kings defensemen in points, power play goals (10), shots (243) and plus/minus rating (plus-18)... Recorded his 100th NHL point (assist) vs. the New York Rangers on Jan. 23... Played in his 200th NHL game vs. the New York Islanders on March 18... **Playoffs:** Finished tied for third among team defensemen in points (10) in 23 games... Tallied one power play goal and one shorthanded goal while leading the Kings to their first Stanley Cup Finals... **1991-92:** Had five power play goals... Led all club defensemen with 131 shots... Missed 23 games because of injury... **1990-91:** Earned NHL All-Rookie Team honors... Scored his first regular season goal at Vancouver on Oct. 9... Led all NHL rookie defensemen in points (46)... Recorded his first career four-point game at Calgary on March 16... **Playoffs:** Had three assists in Game 4 of Division Semifinals vs. Vancouver on April 10... **1989-90:** Made NHL debut vs. Winnipeg on March 27... **Playoffs:** Scored his first NHL postseason goal at Calgary on April 12... **College:** A Hobey Baker Award finalist and an NCAA West First Team All-American in 1990... CCHA First All-Star Team in 1990... NCAA West First Team All-American in 1990... CCHA Second Team All-Star in 1989.

**Personal:** "Blakey" lists as his favorites: AC/DC (musicians); "Endless Summer" (movie); "Entourage" (television show); James Caan (actor); Toronto Maple Leafs (NHL team while growing up); USC (professional/college team); Aldo's (Bay Area restaurant); surfline.com (web site); Turkey Point (vacation spot located near his Canadian hometown of Port Dover); New York steak (food); July 1 (Canada Day) and July 4 (Independence Day) (holidays); Michael Jordan (professional athlete — "Always enjoyed watching him")... owns a pug (Puggie)... likes to surf... first job was priming tobacco... memorable NHL moment was winning 2001 Stanley Cup with Colorado... affiliated with his hometown charity, Norfolk Pros, for nearly 20 years... hockey idol was Hockey Hall of Famer Larry Robinson... isn't superstitious... non-sports idol is his father Robert... started skating at four and playing hockey at six... wears a size 10.5 Bauer Vapor X-60 skate... oldest piece of protective equipment is his 20-year-old shoulder pads ("I've had them since my first day in the NHL").

## MOST GOALS SCORED AMONG ACTIVE NHL DEFENSEMEN

| NAME                       | GP          | GOALS      |
|----------------------------|-------------|------------|
| <b>Rob Blake, San Jose</b> | <b>1200</b> | <b>233</b> |
| Nicklas Lidstrom, Detroit  | 1330        | 228        |
| Mathieu Schneider, Anaheim | 1264        | 221        |
| Sergei Gonchar, Pittsburgh | 929         | 191        |
| Chris Chelios, Detroit     | 1644        | 185        |

## MOST POINTS SCORED AMONG ACTIVE NHL DEFENSEMEN

| NAME                       | GP          | G          | A          | PTS        |
|----------------------------|-------------|------------|------------|------------|
| Nicklas Lidstrom, Detroit  | 1330        | 228        | 769        | 997        |
| Chris Chelios, Detroit     | 1644        | 185        | 763        | 948        |
| Sergei Zubov, Dallas       | 1068        | 152        | 619        | 771        |
| <b>Rob Blake, San Jose</b> | <b>1200</b> | <b>233</b> | <b>514</b> | <b>747</b> |
| Mathieu Schneider, Anaheim | 1264        | 221        | 513        | 734        |
| Scott Niedermayer, Anaheim | 1183        | 162        | 530        | 692        |



CAREER STATISTICS

PLAYOFFS

| Season  | Club                   | League | GP   | G   | A   | PTS | PIM  | GP  | G  | A  | PTS | PIM |
|---------|------------------------|--------|------|-----|-----|-----|------|-----|----|----|-----|-----|
| 1987-88 | Bowling Green State U. | NCAA   | 43   | 5   | 8   | 13  | 88   | -   | -  | -  | -   | -   |
| 1988-89 | Bowling Green State U. | NCAA   | 46   | 11  | 21  | 32  | 140  | -   | -  | -  | -   | -   |
| 1989-90 | Bowling Green State U. | NCAA   | 42   | 23  | 36  | 59  | 140  | -   | -  | -  | -   | -   |
| 1989-90 | Los Angeles            | NHL    | 4    | 0   | 0   | 0   | 4    | 8   | 1  | 3  | 4   | 4   |
| 1990-91 | Los Angeles            | NHL    | 75   | 12  | 34  | 46  | 125  | 12  | 1  | 4  | 5   | 26  |
| 1991-92 | Los Angeles            | NHL    | 57   | 7   | 13  | 20  | 102  | 6   | 2  | 1  | 3   | 12  |
| 1992-93 | Los Angeles            | NHL    | 76   | 16  | 43  | 59  | 152  | 23  | 4  | 6  | 10  | 46  |
| 1993-94 | Los Angeles            | NHL    | 84   | 20  | 48  | 68  | 137  | -   | -  | -  | -   | -   |
| 1994-95 | Los Angeles            | NHL    | 24   | 4   | 7   | 11  | 38   | -   | -  | -  | -   | -   |
| 1995-96 | Los Angeles            | NHL    | 6    | 1   | 2   | 3   | 8    | -   | -  | -  | -   | -   |
| 1996-97 | Los Angeles            | NHL    | 62   | 8   | 23  | 31  | 82   | -   | -  | -  | -   | -   |
| 1997-98 | Los Angeles            | NHL    | 81   | 23  | 27  | 50  | 94   | 4   | 0  | 0  | 0   | 6   |
| 1998-99 | Los Angeles            | NHL    | 62   | 12  | 23  | 35  | 128  | -   | -  | -  | -   | -   |
| 1999-00 | Los Angeles            | NHL    | 77   | 18  | 39  | 57  | 112  | 4   | 0  | 2  | 2   | 4   |
| 2000-01 | Los Angeles            | NHL    | 54   | 17  | 32  | 49  | 69   | -   | -  | -  | -   | -   |
|         | Colorado               | NHL    | 13   | 2   | 8   | 10  | 8    | 23  | 6  | 13 | 19  | 16  |
| 2001-02 | Colorado               | NHL    | 75   | 16  | 40  | 56  | 58   | 20  | 6  | 6  | 12  | 16  |
| 2002-03 | Colorado               | NHL    | 79   | 17  | 28  | 45  | 57   | 7   | 1  | 2  | 3   | 8   |
| 2003-04 | Colorado               | NHL    | 74   | 13  | 33  | 46  | 61   | 9   | 0  | 5  | 5   | 6   |
| 2005-06 | Colorado               | NHL    | 81   | 14  | 37  | 51  | 94   | 9   | 3  | 1  | 4   | 8   |
| 2006-07 | Los Angeles            | NHL    | 72   | 14  | 20  | 34  | 82   | -   | -  | -  | -   | -   |
| 2007-08 | Los Angeles            | NHL    | 71   | 9   | 22  | 31  | 98   | -   | -  | -  | -   | -   |
| 2008-09 | San Jose               | NHL    | 73   | 10  | 35  | 45  | 110  | 6   | 1  | 3  | 4   | 4   |
|         | Sharks Totals          |        | 73   | 10  | 35  | 45  | 110  | 6   | 1  | 3  | 4   | 4   |
|         | NHL Totals             |        | 1200 | 233 | 514 | 747 | 1619 | 131 | 25 | 46 | 71  | 156 |

Selected by Los Angeles in the fourth round (70th overall) of the 1988 NHL Entry Draft. Acquired by Colorado with Steven Reinprecht in exchange for Adam Deadmarsh, Aaron Miller, a player to be named later (Jared Aulin), Colorado's first round pick in the 2001 NHL Entry Draft (David Steckel) and Colorado's first round pick in the 2003 NHL Entry Draft (Brian Boyle) on Feb. 21, 2001. Signed with Los Angeles as a free agent on July 1, 2006. Signed with San Jose as a free agent on July 3, 2008.

## DAN BOYLE

Shoots: Right    Height/Weight: 5-foot-11, 190 pounds  
 Born: 7/12/76 in Ottawa, Ontario  
 Hometown: Ottawa, Ontario

Acquired by San Jose along with Brad Lukowich from Tampa Bay in exchange for Matt Carle, Ty Wishart, a first round selection (26th overall) in the 2009 NHL Entry Draft and a fourth round selection in the 2010 NHL Entry Draft on July 4, 2008.

22 DEFENSE

**2008-09:** Sixth among League defensemen in points — second most by Sharks D-man in team history, T-5th in goals and 8th in assists...T-6th among League defensemen in shots (213, Sharks D-man record), T-12th in power play goals (eight) and T-4th in power play points (32, eight goals and 24 assists)...Missed Feb. 15 at New Jersey with flu...Missed three games (upper body injury, Jan. 27-31)...Made his first All-Star Game appearance on Jan. 25 and posted two points (a goal and an assist)...Missed game on Nov. 11 vs. Nashville, due to the birth of his first child earlier in the day...Picked up three assists on Nov. 13 vs. Calgary...Posted a five-game point streak (seven points, two goals and five assists) from Oct. 18-28...Scored a game-winning, overtime goal on Oct. 18 vs. Philadelphia — his first goal as a Shark and his first three-point night with the team (a goal and two assists)...Posted one assist in his each of his first two games as a Shark...**Playoffs:** Tied for team lead in goals (two)...Registered a three-point game (two goals and an assist) in Game 3 of the WCQF at Anaheim on April 21.

**Career 2007-08:** Only appeared in 37 games...T-3rd on Tampa Bay in power play points (14, two goals and 12 assists)...Led team in time on ice per game (27:24)...Inducted into the University of Miami (Ohio) Hall of Fame...Returned to the lineup after missing 36 games (wrist surgery) and scored two goals on Jan. 24 vs. Ottawa...**2006-07:** NHL Second Team All-Star...Set Tampa Bay franchise record for goals by a defenseman (20)...Led the team in power play points (37)...Ranked second in the NHL for ice time (22:18:07)...Scored his first career shorthanded goal on March 13 at Toronto...Scored his first career hat trick and had a career-high four points (three goals and an assist), tying the Lightning franchise record for goals and points in a period, on Dec. 23 vs. the Rangers...**Playoffs:** Posted one assist and two penalty minutes in six games...**2005-06:** Selected to the taxi squad for the Canadian Olympic team...Had a career best seven-game assist streak from Nov. 27-Dec. 15 (eight)...**Playoffs:** Led team in ice time per game (25:53)...**2004-05:** Played with Djurgardens in Sweden...**2003-04:** Led team defensemen in points...Set career high and finished second among team defensemen in plus/minus (plus-23)...Averaged more than 22:00 of ice time

## NHL CAREER HIGHLIGHTS

**First NHL game** — Feb. 18, 1999 at St. Louis (with Florida)  
**First NHL goal** — Feb. 24, 1999 vs. Philadelphia (with Florida — John Vanbiesbrouck)  
**First NHL assist** — Feb. 20, 1999 vs. Phoenix (with Florida)  
**Most points, game** — 4, Dec. 23, 2006 vs. New York Rangers (with Tampa Bay)  
**Most goals, game** — 3, Dec. 23, 2006 vs. New York Rangers (with Tampa Bay)  
**Most assists, game** — 3, 4 times, most recent, Nov. 13, 2008 vs. Calgary (with San Jose)  
**Most consecutive games, point** — 7, 2 times, most recent, Nov. 27, 2005 vs. Pittsburgh thru Dec. 15, 2005 at Phoenix (with Tampa Bay)  
**Most consecutive games, goal** — 3, March 8, 2002 vs. Philadelphia thru March 12, 2002 at Atlanta (with Tampa Bay)  
**Most consecutive games, assist** — 7, Nov. 27, 2005 vs. Pittsburgh thru Dec. 15, 2005 at Phoenix (with Tampa Bay)  
**Most consecutive games played** — 126, Dec. 16, 2004 thru March 25, 2006 (with Tampa Bay)  
**Best plus/minus** — +5, Jan. 3, 2004 vs. Philadelphia (with Tampa Bay)  
**300th NHL point** — Oct. 25, 2008 at Tampa Bay (with San Jose)  
**200th NHL assist** — Feb. 7, 2008 at Nashville (with Tampa Bay)  
**600th NHL game** — April 11, 2009 at Los Angeles (with San Jose)  
**Stanley Cup Champion** — 2004 (Tampa Bay)  
**NHL Second Team All-Star** — 2007  
**All-Star Game** — 2009 (San Jose)  
**Olympics** — Canada (2006 Taxi Squad)  
**World Championships** — Canada (2005)

for the third consecutive season...**Playoffs:** Helped Tampa Bay win the Stanley Cup...Scored his first playoff goal and first playoff power play goal in Game 4 of the ECSF on April 29 at Montreal...**2002-03:** Led team in average ice time (24:30)...T-2nd on team in plus/minus...Fifth among NHL defensemen in points and T-5th in assists...**Playoffs:** Recorded first playoff point (assist) vs. Washington on April 12...**2001-02:** Acquired by Tampa Bay on Jan. 7...Made Lightning debut on Jan. 8 vs. Dallas...**2000-01:** Finished third among Florida defensemen in goals, assists and points...**1999-00:** Named AHL



CAREER VS. NHL

| TEAM | OVERALL |    |     |     |     | WITH SAN JOSE |    |    |     |     |
|------|---------|----|-----|-----|-----|---------------|----|----|-----|-----|
|      | GP      | G  | A   | PTS | PIM | GP            | G  | A  | PTS | PIM |
| ANA  | 13      | 0  | 6   | 6   | 6   | 6             | 0  | 4  | 4   | 0   |
| ATL  | 38      | 9  | 12  | 21  | 22  | 1             | 0  | 1  | 1   | 0   |
| BOS  | 27      | 5  | 11  | 16  | 26  | 1             | 0  | 1  | 1   | 4   |
| BUF  | 30      | 2  | 9   | 11  | 16  | 1             | 1  | 1  | 2   | 0   |
| CGY  | 9       | 2  | 8   | 10  | 4   | 4             | 1  | 6  | 7   | 0   |
| CAR  | 37      | 4  | 20  | 24  | 12  | 1             | 0  | 0  | 0   | 0   |
| CHI  | 8       | 2  | 3   | 5   | 6   | 3             | 2  | 2  | 4   | 4   |
| COL  | 11      | 1  | 3   | 4   | 4   | 3             | 0  | 0  | 0   | 0   |
| CBJ  | 10      | 0  | 4   | 4   | 12  | 4             | 0  | 2  | 2   | 8   |
| DAL  | 11      | 3  | 4   | 7   | 12  | 6             | 3  | 2  | 5   | 6   |
| DET  | 10      | 2  | 4   | 6   | 6   | 4             | 1  | 2  | 3   | 2   |
| EDM  | 11      | 2  | 4   | 6   | 7   | 4             | 2  | 1  | 3   | 2   |
| FLA  | 34      | 5  | 20  | 25  | 38  | 1             | 0  | 1  | 1   | 0   |
| LA   | 14      | 0  | 4   | 4   | 14  | 6             | 0  | 3  | 3   | 10  |
| MIN  | 11      | 3  | 3   | 6   | 6   | 4             | 0  | 1  | 1   | 0   |
| MTL  | 25      | 1  | 11  | 12  | 22  | 1             | 0  | 1  | 1   | 0   |
| NSH  | 11      | 4  | 7   | 11  | 4   | 3             | 0  | 2  | 2   | 0   |
| NJ   | 26      | 1  | 8   | 9   | 25  | -             | -  | -  | -   | -   |
| NYI  | 28      | 4  | 8   | 12  | 6   | 1             | 1  | 0  | 1   | 0   |
| NYR  | 27      | 7  | 14  | 21  | 16  | 1             | 1  | 0  | 1   | 0   |
| OTT  | 26      | 6  | 9   | 15  | 6   | 1             | 0  | 0  | 0   | 0   |
| PHI  | 29      | 9  | 18  | 27  | 26  | 2             | 2  | 2  | 4   | 4   |
| PHO  | 13      | 1  | 2   | 3   | 8   | 5             | 1  | 0  | 1   | 6   |
| PIT  | 28      | 4  | 8   | 12  | 16  | 2             | 0  | 1  | 1   | 0   |
| SJ   | 9       | 0  | 5   | 5   | 6   | -             | -  | -  | -   | -   |
| STL  | 14      | 1  | 7   | 8   | 18  | 4             | 0  | 2  | 2   | 2   |
| TB   | 8       | 1  | 1   | 2   | 0   | 2             | 0  | 1  | 1   | 0   |
| TOR  | 26      | 5  | 10  | 15  | 18  | 1             | 1  | 0  | 1   | 0   |
| VAN  | 10      | 1  | 9   | 10  | 8   | 4             | 0  | 3  | 3   | 4   |
| WAS  | 46      | 7  | 25  | 32  | 20  | 1             | 0  | 2  | 2   | 0   |
| TTLS | 600     | 92 | 257 | 349 | 390 | 77            | 16 | 41 | 57  | 52  |



PLAYERS

Second-Team All-Star...Played for Team Canada in 2000 AHL All-Star Classic...**1998-99**: Began year with Kentucky (AHL) before joining Florida...Second Team AHL All-Star...Named to AHL's All-Rookie Team...Started AHL All-Star Game on Jan. 25, notching two assists...Made NHL debut on Feb. 18 at St. Louis...Recorded first NHL point (assist) on Feb. 20 vs. Phoenix...Scored first NHL goal and added two assists on Feb. 24 vs. Philadelphia...**1997-98**: Set Miami-Ohio (CCHA) record for most career assists by a defenseman (107)...Ranks among school's all-time leaders in assists (second), points (ninth) and game-winning goals (seventh)...NCAA West First Team All-American...Finalist for Hobey Baker Award...First Team All-CCHA...Named CCHA's Best Offensive Defenseman...Tied for team lead in scoring...Led team in plus/minus (plus-7)...Highest-scoring defenseman in CCHA...**1996-97**: NCAA West First Team All-American...Named First Team All-CCHA...Led Miami in assists while finishing second in points...**1995-96**: Posted 27 points (seven goals, 20 assists) in 36 games with Miami...**1994-95**: Named to CCHA All-Rookie Team.

**Personal**: "Boyer" lists as his favorites: Faith No More (musicians); "Vanilla Sky" (movie); "The Tonight Show with Conan O'Brien" (television show); Tom Cruise (actor); Philadelphia Flyers (NHL team while growing up); New York City (NHL road city); Pittsburgh Steelers (professional sports team); Aldo's (Bay Area restaurant); Cabo San Lucas (vacation spot); tmz.com (web site); "Call of Duty" (video game); Christmas (holiday); professional golfer Mike Weir (professional athlete — "He's a Canadian golfer. There aren't too many of them out there")...his saying: "Never give up"...likes to play golf and watch movies away from the ice...Rick Tocchet

FROM THE POINT

Dan Boyle and Rob Blake had two of the top-five season scoring performances by a Sharks defenseman last year.

| RANK | PLAYER/SEASON              | GP        | G         | A         | PTS       |
|------|----------------------------|-----------|-----------|-----------|-----------|
| 1    | Sandis Ozolinsh (1993-94)  | 81        | 26        | 38        | 64        |
| 2    | <b>Dan Boyle (2008-09)</b> | <b>77</b> | <b>16</b> | <b>41</b> | <b>57</b> |
|      | <b>Rob Blake (2008-09)</b> | <b>73</b> | <b>10</b> | <b>35</b> | <b>45</b> |
| 4    | Tom Preissing (2003-04)    | 74        | 11        | 32        | 43        |
| 5    | Matt Carle (2006-07)       | 77        | 11        | 31        | 42        |



is his hockey idol...memorable NHL moment was winning 2004 Stanley Cup with Tampa Bay...playing the air guitar is his hidden talent...would've liked to have met Marilyn Monroe ("Everyone is amazed by her. I would've liked to have seen what she represented")...speaks English and French...pet peeves are slow drivers and people who don't take the pen caps off when asking for autographs...started skating at six and playing hockey at seven...wears size eight Easton skates...oldest piece of protective equipment he still uses is his 10-year-old shoulder pads.





CAREER STATISTICS

PLAYOFFS

| Season  | Club            | League | GP  | G  | A   | PTS | PIM | GP | G | A  | PTS | PIM |
|---------|-----------------|--------|-----|----|-----|-----|-----|----|---|----|-----|-----|
| 1994-95 | Miami U. (Ohio) | NCAA   | 35  | 8  | 18  | 26  | 24  | -  | - | -  | -   | -   |
| 1995-96 | Miami U. (Ohio) | NCAA   | 36  | 7  | 20  | 27  | 70  | -  | - | -  | -   | -   |
| 1996-97 | Miami U. (Ohio) | NCAA   | 40  | 11 | 43  | 54  | 52  | -  | - | -  | -   | -   |
| 1997-98 | Miami U. (Ohio) | NCAA   | 37  | 14 | 26  | 40  | 58  | -  | - | -  | -   | -   |
|         | Cincinnati      | IHL    | 8   | 0  | 3   | 3   | 20  | 5  | 0 | 1  | 1   | 4   |
| 1998-99 | Florida         | NHL    | 22  | 3  | 5   | 8   | 6   | -  | - | -  | -   | -   |
|         | Kentucky        | AHL    | 53  | 8  | 34  | 42  | 87  | 12 | 3 | 5  | 8   | 16  |
| 1999-00 | Louisville      | AHL    | 58  | 14 | 38  | 52  | 75  | 4  | 0 | 2  | 2   | 8   |
|         | Florida         | NHL    | 13  | 0  | 3   | 3   | 4   | -  | - | -  | -   | -   |
| 2000-01 | Louisville      | AHL    | 6   | 0  | 5   | 5   | 12  | -  | - | -  | -   | -   |
|         | Florida         | NHL    | 69  | 4  | 18  | 22  | 28  | -  | - | -  | -   | -   |
| 2001-02 | Florida         | NHL    | 25  | 3  | 3   | 6   | 12  | -  | - | -  | -   | -   |
|         | Tampa Bay       | NHL    | 41  | 5  | 15  | 20  | 27  | -  | - | -  | -   | -   |
| 2002-03 | Tampa Bay       | NHL    | 77  | 13 | 40  | 53  | 44  | 11 | 0 | 7  | 7   | 6   |
| 2003-04 | Tampa Bay       | NHL    | 78  | 9  | 30  | 39  | 60  | 23 | 2 | 8  | 10  | 16  |
| 2004-05 | Djurgardens     | SEL    | 32  | 9  | 9   | 18  | 47  | 12 | 2 | 3  | 5   | 26  |
| 2005-06 | Tampa Bay       | NHL    | 79  | 15 | 38  | 53  | 38  | 5  | 1 | 3  | 4   | 6   |
| 2006-07 | Tampa Bay       | NHL    | 82  | 20 | 43  | 63  | 62  | 6  | 0 | 1  | 1   | 2   |
| 2007-08 | Tampa Bay       | NHL    | 37  | 4  | 21  | 25  | 57  | -  | - | -  | -   | -   |
| 2008-09 | San Jose        | NHL    | 77  | 16 | 41  | 57  | 52  | 6  | 2 | 2  | 4   | 8   |
|         | Sharks Totals   |        | 77  | 16 | 41  | 57  | 52  | 6  | 2 | 2  | 4   | 8   |
|         | NHL Totals      |        | 600 | 92 | 257 | 349 | 390 | 51 | 5 | 21 | 26  | 38  |


Signed by Florida as a free agent on March 30, 1998. Acquired by Tampa Bay from Florida in exchange for a fifth round selection in the 2003 NHL Entry Draft on Jan. 7, 2002. Acquired by San Jose along with Brad Lukowich from Tampa Bay in exchange for Matt Carle, Ty Wishart, a first round selection (26th overall) in the 2009 NHL Entry Draft and a fourth round selection in the 2010 NHL Entry Draft on July 4, 2008.

## RYANE CLOWE

Shots: Left      Height/Weight: 6-foot-2, 225 pounds  
 Born: 9/30/82 in Fermeuse, Newfoundland  
 Hometown: St. John's Newfoundland

Selected by San Jose in the 2001 NHL Entry Draft (6th round, 175th overall).

29 LEFT WING



**2008-09:** Set career highs in goals, assists and points...Missed March 19-April 7 (lower body injury)...T-1st on team in power play goals (11)...Fifth on the team in hits (135) and sixth in goals...Set a career high in points/assists in a single game (four) on Jan. 17 vs. Detroit...Scored GW shootout goal on Dec. 15 at Los Angeles...Tied a career-high with three assists/points on Nov. 28 at Dallas...Scored two goals vs. Washington on Nov. 22...Four-game goal streak (Oct. 30-Nov. 6, five) set a career high...Scored two, third-period goals vs. St. Louis on Nov. 6 and added the shootout winner...Registered his first NHL Gordie Howe Hat Trick, 10th in Sharks history, on Nov. 4 vs. Minnesota with a goal, an assist and a fighting major...Tied his career high with eight shots at Tampa Bay on Oct. 25 and earned two-thirds of a Gordie Howe Hat Trick with a goal and a fighting major (Ryan Malone)...Scored his first goal on Oct. 22 at Philadelphia...**Playoffs:** Scored a goal on April 19 in Game 2 of the WCQF vs. Anaheim...T-3rd on the team in hits (16).

**Career 2007-08:** Appeared in his first game after missing 67 (knee injury) on March 30 vs. Phoenix and assisted on Thornton's goal just 14 seconds into the game...Named No. 2 star of the game with an assist and a game-high six hits...Activated from IR (knee) on March 27...Placed on IR after hurting knee on Oct. 28 at Columbus...**Playoffs:** 10th in NHL in hits (40)...Tied for team lead in goals...Registered a goal and an assist in the first period in Game 3 of WCQF at Calgary on April 13...Scored two goals and led the team with eight shots and seven hits in Game 1 of the WCQF vs. Calgary on April 9...**2006-07:** Posted five, three-point games...T-9th among League rookies in goals, T-11th in power play goals (four), T-7th in game-winning goals (three) and 10th in points...Third in shot percentage among all NHL rookies (17.2)...Second on the team in PIM and fighting majors (eight)...Posted a career-high six game point streak (seven assists) Jan. 30 vs. Dallas-Feb. 13 at St. Louis...Named NHL Rookie of the Month for January and became the first Sharks recipient of the award since Nabokov in Dec. 2000...Recorded first career hat trick vs. Columbus on Jan. 6...Returned from IR on Oct. 29 at Tampa Bay and notched his first NHL goal...**Playoffs:** Led League rookies in goals (also T-1st on team) and was

## NHL CAREER HIGHLIGHTS

**First NHL game** — Oct. 5, 2005 at Nashville  
**First NHL goal** — Oct. 29, 2006 at Tampa Bay (Marc Denis)  
**First NHL assist** — Oct. 8, 2005 at St. Louis  
**Most points, game** — 4, Jan. 17, 2009 vs. Detroit  
**Most goals, game** — 3, Jan. 6, 2007 vs. Columbus  
**Most assists, game** — 4, Jan. 17, 2009 vs. Detroit  
**Most consecutive games, point** — 6, Jan. 30, 2007 vs. Dallas thru Feb. 13, 2007 at St. Louis  
**Most consecutive games, goal** — 4, Oct. 30, 2008 vs. Detroit thru Nov. 6, 2008 vs. St. Louis  
**Most consecutive games, assist** — 5, Jan. 30, 2007 vs. Dallas thru Feb. 7, 2007 at Anaheim  
**Most consecutive games played** — 73, March 30, 2008 vs. Phoenix thru March 17, 2009 at Phoenix  
**Best plus/minus** — +4, Jan. 17, 2009 vs. Detroit  
**Hat Tricks** — 1, Jan. 6, 2007 vs. Columbus  
**Gordie Howe Hat Tricks** — 1, Nov. 4, 2008 vs. Minnesota  
**NHL Rookie of the Month** — January 2007

second in points...T-2nd among League rookies in hits (25)...Notched the game-winning goal in Game 3 of WCQF at Nashville on April 16...**2005-06:** Compiled his first career multi-point game/assist with two assists at St. Louis on Oct. 8...Earned his first career fighting major against Chicago's Jim Vandermeer on Oct. 7...Made NHL regular season debut at Nashville on Oct. 5...**Playoffs:** Made first postseason appearance in Game 4 of the WCSF at Edmonton on May 12...**2004-05:** Cleveland's Most Valuable Player led Barons in goals, assists, points, plus/minus (plus-19), first goals (nine), multi-point games (16), power play goals (14) and power play points (23)...**2003-04:** 12th among all AHL rookie scorers and fourth in assists...Fifth on team in scoring and was fourth in assists, plus/minus (plus-15) and PIM...**Playoffs:** T-2nd on team in goals and seventh in scoring...Scored game-winning, series-clinching goal vs. Toronto in opening round...**2002-03:** Set QMJHL career highs in assists and points...**Playoffs:** T-2nd on team in points and assists...T-1st on team in power play goals (three)...**2001-02:** Third on team in points...Also fourth on the Oceanic in goals and assists...Led club in game-winning goals (eight)...T-4th on Rimouski in power play goals



## CAREER VS. NHL

|               | GP         | G         | A         | PTS       | PIM        |
|---------------|------------|-----------|-----------|-----------|------------|
| ANA           | 11         | 0         | 4         | 4         | 9          |
| ATL           | 2          | 1         | 0         | 1         | 0          |
| BOS           | 2          | 0         | 3         | 3         | 0          |
| BUF           | 1          | 0         | 0         | 0         | 0          |
| CGY           | 8          | 3         | 2         | 5         | 6          |
| CAR           | 2          | 1         | 1         | 2         | 4          |
| CHI           | 10         | 0         | 4         | 4         | 17         |
| COL           | 5          | 3         | 1         | 4         | 5          |
| CBJ           | 9          | 4         | 2         | 6         | 9          |
| DAL           | 12         | 2         | 8         | 10        | 14         |
| DET           | 8          | 3         | 5         | 8         | 0          |
| EDM           | 8          | 0         | 4         | 4         | 16         |
| FLA           | 2          | 1         | 0         | 1         | 5          |
| LA            | 16         | 2         | 1         | 3         | 13         |
| MIN           | 8          | 3         | 3         | 6         | 7          |
| MTL           | 1          | 0         | 0         | 0         | 0          |
| NSH           | 8          | 0         | 0         | 0         | 4          |
| NJ            | 2          | 0         | 0         | 0         | 2          |
| NYI           | 1          | 1         | 0         | 1         | 0          |
| NYR           | 1          | 1         | 0         | 1         | 0          |
| OTT           | 1          | 0         | 0         | 0         | 0          |
| PHI           | 3          | 2         | 3         | 5         | 0          |
| PHO           | 13         | 4         | 7         | 11        | 9          |
| PIT           | 3          | 0         | 1         | 1         | 6          |
| SJ            | -          | -         | -         | -         | -          |
| STL           | 8          | 5         | 2         | 7         | 5          |
| TB            | 3          | 3         | 0         | 3         | 7          |
| TOR           | 2          | 0         | 0         | 0         | 0          |
| VAN           | 10         | 0         | 4         | 4         | 22         |
| WAS           | 2          | 2         | 0         | 2         | 0          |
| <b>TOTALS</b> | <b>162</b> | <b>41</b> | <b>55</b> | <b>96</b> | <b>160</b> |

(10)...**2000-01**: Finished season with Rimouski following promotion from Tier II juniors...Led club in playoff goal scoring with eight in 11 postseason games.

**Personal**: "Clowie," "Clowe-Dog" and "Chopper"

lists as his favorites: Tom Petty (musicians); "Gangs of New York" and "Scarface" (movies); "Entourage" and "Curb Your Enthusiasm" (television shows); Brad Pitt and Cameron Diaz (actor/actress); Montreal Canadiens (NHL team while growing up); Toronto Blue Jays and San Francisco Giants (professional sports teams); Thailand (vacation spot); tsn.ca (web site); steak and eggs (food); "MLB 2K10" (video game); Christmas (holiday); Alex Rodriguez (professional athlete — "He's consistent every year"); Forbes Mill and Aldo's (Bay Area restaurants); "That's hockey" (saying)...hobbies are golfing and fishing...first job was being a hockey rink attendant...Eric Lindros is his hockey idol...prays every night before going to bed...hates small Gatorade bottles...would've liked to have met Abraham Lincoln ("I read a lot of books about him")...non-sports idols are his parents...played host to the first annual Ryane Clowe Golf Classic in St. John's this summer to benefit the city's REAL Program, an organization that helps children who can't afford sports and activities...started skating at six and playing hockey at seven...wears size 11 Graf skates...oldest piece of protective equipment is his shoulder pads (using them since he was 17).




PLAYERS

## CAREER STATISTICS

## PLAYOFFS

| Season  | Club              | League | GP  | G  | A  | PTS | PIM | GP | G  | A | PTS | PIM |
|---------|-------------------|--------|-----|----|----|-----|-----|----|----|---|-----|-----|
| 2001-02 | Rimouski          | QMJHL  | 53  | 28 | 45 | 73  | 120 | 7  | 1  | 6 | 7   | 2   |
| 2002-03 | Rimouski          | QMJHL  | 17  | 8  | 19 | 27  | 44  | -  | -  | - | -   | -   |
|         | Montreal          | QMJHL  | 43  | 18 | 30 | 48  | 60  | 7  | 3  | 7 | 10  | 6   |
| 2003-04 | Cleveland         | AHL    | 72  | 11 | 29 | 40  | 97  | 8  | 3  | 1 | 4   | 9   |
| 2004-05 | Cleveland         | AHL    | 74  | 27 | 35 | 62  | 101 | -  | -  | - | -   | -   |
| 2005-06 | San Jose          | NHL    | 18  | 0  | 2  | 2   | 9   | 1  | 0  | 0 | 0   | 0   |
|         | Cleveland         | AHL    | 35  | 13 | 21 | 34  | 35  | -  | -  | - | -   | -   |
| 2006-07 | San Jose          | NHL    | 58  | 16 | 18 | 34  | 78  | 11 | 4  | 2 | 6   | 17  |
| 2007-08 | San Jose          | NHL    | 15  | 3  | 5  | 8   | 22  | 13 | 5  | 4 | 9   | 12  |
| 2008-09 | San Jose          | NHL    | 71  | 22 | 30 | 52  | 51  | 6  | 1  | 1 | 2   | 8   |
|         | Sharks/NHL Totals |        | 162 | 41 | 55 | 96  | 160 | 31 | 10 | 7 | 17  | 37  |

Selected by San Jose in the 2001 NHL Entry Draft (6th round, 175th overall).



# THOMAS GREISS

Catches: Left    Height/Weight: 6-foot-1, 210 pounds  
 Born: 1/29/86 in Fussen, Germany  
 Hometown: Rasshaupten, Germany

Selected by San Jose in the 2004 NHL Entry Draft (3rd round, 94th overall).



**1 GOALTENDER**

PLAYERS

**2008-09:** Set a Worcester (AHL) franchise record for consecutive starts (16, March 13–April 11)...Set franchise records in wins (30 — fifth in AHL), goals-against average (2.47, 15th in AHL), minutes played (3,346) and appearances (57)...Recorded his first career shutout on April 11 vs. Providence with 23 saves...Was up with San Jose twice, but didn't appear in a game...**Playoffs:** Posted a .912 save percentage and a 2.43 GAA in 12 games...Also had two shutouts.

**Career 2007-08:** Split season between San Jose and Worcester...Made second NHL start in a 3-2 loss at New Jersey on Feb. 20...Recalled to San Jose on Feb. 18 and relieved an injured Nabokov in the second period at the New York Islanders later that day and stopped one shot in 9:36...Made 25 saves in his NHL debut, a 4-3 overtime loss at Anaheim on Jan. 13...Recalled from Worcester on Nov. 19...**2006-07:** Earned CCM/Vector AHL Player of the Week honors for the week ending March 25...Appeared in three games with Fresno (ECHL)...Made his North American pro debut on Oct. 13 at Providence...**2005-06:** Finished third in the DEL (Germany) in save percentage (.926) and ranked sixth in GAA...**Olympics:** Started for Team Germany on Feb. 16 in a 5-1 loss to Team Canada...**2004-05:** Had team's lowest GAA...**Playoffs:** Team lost in seven games in first round to ERC Ingolstadt...**Other:** Played three games with Team Germany at 2005 World Jr. Championships...**2003-04:** Played for Team Germany in the Under-20 (Group A) and Under-18 World Championships.

**Personal:** "Moofafa" lists as his favorites: Red Hot Chili Peppers (musicians); "Forrest Gump" (movie); "King of Queens" (television show); Tom Hanks (actor); Boston (NHL road city); FC Bayern Munich (professional sports team — German soccer club); Original Joe's (Bay Area restaurant); pinkbike.com (boasts itself as the largest mountain biking web site); "Call Of Duty" (video game)...lists mountain biking as a hobby...first job was being a hockey player...memorable NHL moment is his first game...teammate Nabokov is his hockey idol...traffic is his pet peeve...doesn't have a hidden talent ("pretty talentless")...speaks German and English...started skating and playing hockey when he was six...wears size 12 Graf skates...oldest piece of equipment is his 3-year-old neck guard.

## NHL CAREER HIGHLIGHTS

**First NHL game** — Jan. 13, 2008 at Anaheim  
**Most shots faced, game** — 47, 2 times, most recent, March 18, 2006 at Nashville (with Calgary)  
**Most saves, game** — 25, Jan. 13, 2008 at Anaheim  
**Most goals allowed, game** — 4, Jan. 13, 2008 at Anaheim  
**Olympics** — Germany (2006)  
**World Jr.** — Germany (2005, 2004)

## CAREER VS. NHL

| TEAM          | GP       | MINS       | GA       | SOG       | SHO      | W        | L        | T/OT     | PTS%        | GAA         | SV%         |
|---------------|----------|------------|----------|-----------|----------|----------|----------|----------|-------------|-------------|-------------|
| ANA           | 1        | 61         | 4        | 29        | 0        | 0        | 0        | 1        | .500        | 3.93        | .862        |
| NJ            | 1        | 59         | 3        | 20        | 0        | 0        | 1        | 0        | .000        | 3.05        | .850        |
| NYI           | 1        | 10         | 0        | 1         | 0        | 0        | 0        | 0        | 01.000      | 0.00        | 1.000       |
| <b>TOTALS</b> | <b>3</b> | <b>129</b> | <b>7</b> | <b>50</b> | <b>0</b> | <b>0</b> | <b>1</b> | <b>1</b> | <b>.250</b> | <b>3.26</b> | <b>.860</b> |





**CAREER STATISTICS**

**PLAYOFFS**

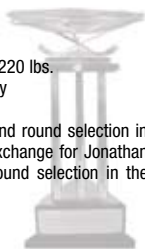
| Season                   | Club      | League   | GP       | W        | L        | OT       | MINS       | GA       | SO       | GAA         | GP | W | L | MINS | GA | SO | AVG  |
|--------------------------|-----------|----------|----------|----------|----------|----------|------------|----------|----------|-------------|----|---|---|------|----|----|------|
| 2003-04                  | Koln Jr.  | Germany  | 24       | -        | -        | -        | 1286       | -        | 0        | 2.61        | -  | - | - | -    | -  | -  | -    |
|                          | Koln      | Germany  | 1        | -        | -        | -        | 20         | 4        | 0        | 12.00       | -  | - | - | -    | -  | -  | -    |
|                          | Germany   | WJC, A   | 2        | 1        | 0        | 0        | 119        | 3        | 0        | 1.51        | -  | - | - | -    | -  | -  | -    |
| 2004-05                  | Koln      | Germany  | 3        | 3        | 0        | 0        | 140        | 8        | 0        | 3.43        | -  | - | - | -    | -  | -  | -    |
|                          | Germany   | WJC, U18 | 8        | -        | -        | -        | 459        | 16       | 0        | 2.09        | -  | - | - | -    | -  | -  | -    |
| 2005-06                  | Germany   | WJC, U20 | 3        | 0        | 3        | 0        | 104        | 13       | 0        | 7.50        | -  | - | - | -    | -  | -  | -    |
|                          | Koln      | Germany  | 27       | -        | -        | -        | 1560       | 64       | 1        | 2.46        | -  | - | - | -    | -  | -  | -    |
| 2006-07                  | Germany   | Olympics | 1        | 0        | 1        | 0        | 60         | 5        | 0        | 5.00        | -  | - | - | -    | -  | -  | -    |
|                          | Worcester | AHL      | 43       | 26       | 15       | 2        | 2555       | 111      | 0        | 2.61        | 3  | 0 | 3 | 172  | 12 | 0  | 4.18 |
| 2007-08                  | Fresno    | ECHL     | 3        | 1        | 2        | 0        | 180        | 7        | 0        | 2.34        | -  | - | - | -    | -  | -  | -    |
|                          | San Jose  | NHL      | 3        | 0        | 1        | 1        | 129        | 7        | 0        | 3.26        | -  | - | - | -    | -  | -  | -    |
| 2008-09                  | Worcester | AHL      | 41       | 18       | 21       | 2        | 2424       | 125      | 0        | 3.09        | -  | - | - | -    | -  | -  | -    |
|                          | Worcester | AHL      | 57       | 30       | 24       | 2        | 3346       | 138      | 1        | 2.47        | 12 | 6 | 6 | 742  | 30 | 2  | 2.43 |
| <b>Sharks/NHL Totals</b> |           |          | <b>3</b> | <b>0</b> | <b>1</b> | <b>1</b> | <b>129</b> | <b>7</b> | <b>0</b> | <b>3.26</b> | -  | - | - | -    | -  | -  | -    |

Selected by San Jose in the 2004 NHL Entry Draft (3rd round, 94th overall).

# DANY HEATLEY

Shoots left      Height/Weight: 6-foot-4/ 220 lbs.  
 Born: January 21, 1981 in Freiburg, Germany

Acquired by San Jose along with a fifth round round selection in the 2010 NHL Entry Draft from Ottawa in exchange for Jonathan Cheechoo, Milan Michalek and a second round selection in the 2010 NHL Entry Draft, Sept. 12, 2009.



**15 LEFT WING**

PLAYERS

**2008-09:** One of four Senators (Chris Kelly, Chris Phillips, Jason Spezza) to appear in all 82 regular season games...Led Senators in goals (T-9th NHL), third in points and fourth in assists...Led Ottawa in power play goals (15 – seventh in NHL), game-winning goals (six) and total shots (258 – 22nd in NHL)...One of five Senators (Daniel Alfredsson, Filip Kubu, Phillips, Anton Volchenkov) to average more than 20 minutes on-ice per game... Second on Sens with 18 multi-point games...Recorded his 500th NHL point on Dec. 20 vs. Dallas...Played his 500th NHL game on March 29 at Tampa Bay.

**Career 2007-08:** Led Ottawa in goals, third in assists and points...Plus-33 rating was third in the NHL... Surpassed 40-goal mark (41) for the fourth time... T-4th in NHL with eight game-winning goals...First Senators player to have three consecutive multi-goal games...Saw consecutive games played streak end at 207 on Jan. 13...Tied career high with two, four-point games (last on March 11 vs. Boston, three goals and an assist)...Hat trick vs. Boston was his seventh in NHL career...Named to Eastern Conference All-Star Team but missed game due to injury...**Playoffs:** Had one assist in quarterfinals against Pittsburgh...**2006-07:** Named to the NHL's first All-Star Team...Set a team record for most points in a season (105) while tying his own record for most goals (50)...Became first NHLer to record back-to-back 50-goal seasons since Florida's Pavel Bure (1999-2000, 2000-01)...Set a career high with 55 assists...Finished second in the NHL in goals and fourth in points...Led Ottawa with 28 multi-point games...Had a season-high 16-game point streak from Feb. 8 to March 15...**Playoffs:** Member of Eastern Conference Champions...Finished tied with Spezza and Alfredsson for the Stanley Cup playoffs scoring lead...**2005-06:** First Senator to reach 100 points and score 50 goals in a season...Had 29 multi-point games...Had a team record 22-game point streak of 38 points (17 goals and 21 assists) to start season — second-longest streak in NHL history from start of a player's tenure with a team (one game shy of Wayne Gretzky - 1988-89, Los Angeles Kings)...Recorded first four-goal game at Toronto on Oct. 29...Missed second career penalty shot against New York Islander Rick DiPietro on Nov. 5...Named to NHL's second All-Star team...**Olympics:** Represented Canada for the first time at the Winter Games...**Playoffs:** Tied Spezza and Martin Havlat for most points in a series (10) in quarterfinals vs. Tampa Bay while also tying Spezza for most assists (eight)...**2004-05:** Missed 14 games due to injury for Bern (Switzerland)...Had four points (three goals and an assist) and 22 PIM in 11 games with Ak Bars Kazan (Russia)... **2003-04:** With Atlanta, notched at least one point in 18 out of last 24 contests (12 goals, 11 assists) after missing first 51 games due to injury...**2002-**

## NHL CAREER HIGHLIGHTS

- First NHL game** — Oct. 4, 2001 at Buffalo (with Atlanta)
- First NHL goal** — Oct. 19, 2001 vs. New York Rangers (with Atlanta — Dan Blackburn)
- First NHL assist** — Oct. 4, 2001 at Buffalo (with Atlanta)
- Most points, game** — 4, 6 times, most recent, March 11, 2008 vs. Boston (with Ottawa)
- Most goals, game** — 4, Oct. 29, 2005 at Toronto (with Ottawa)
- Most assists, game** — 3, 5 times, most recent, Oct. 24, 2008 vs. Anaheim (with Ottawa)
- Most consecutive games, point** — 22, Oct. 5, 2005 at Toronto through Nov. 29, 2005 vs. Montreal (with Ottawa)
- Most consecutive games, goal** — 6, Feb. 20, 2007 vs. Edmonton through March 2, 2007 at Atlanta (with Ottawa)
- Most consecutive games, assist** — 6, 3 times, most recent, Jan. 7, 2007 vs. Philadelphia through Jan. 18, 2007 vs. Vancouver (with Ottawa)
- Most consecutive games played** — 238, Jan. 28, 2004 through Jan. 13, 2008 (with Atlanta and Ottawa)
- Best plus/minus** — +5, Jan. 7, 2007 vs. Philadelphia (with Ottawa)
- 500th NHL game** — March 29, 2009 at Tampa Bay (with Ottawa)
- 500th NHL point** — Dec. 20, 2009 vs. Dallas (with Ottawa)
- 200th NHL goal** — Dec. 15, 2007 vs. Atlanta (with Ottawa)
- 200th NHL assist** — March 8, 2007 vs. Toronto (with Ottawa)
- NHL First Team All-Star** — 2007
- NHL Second Team All-Star** — 2006
- Calder Memorial Trophy** — 2002
- NHL All-Rookie Team** — 2002
- All-Star Game** — 2003, 2007, 2008, 2009
- Olympics** — Canada (2006)
- World Championships** — Canada (2002, 2003, 2004, 2005, 2008, 2009)
- World Cup of Hockey** — Canada (2004)
- World Jr. Championships** — Canada (2000, 2001)

**03:** First Thrasher player to score 40 goals... Scored first NHL hat trick at Philadelphia on Jan. 13... Most Valuable Player of 2003 NHL All-Star Game following a four-goal performance... Youngest player in NHL ASG history to score a hat trick and one of only five players to score four regulation goals... **2001-02:** Won Calder Memorial Trophy (rookie of the year) and named to the All-Rookie Team... He and teammate Ilya Kovalchuk finished first



**CAREER VS. NHL**

| TEAMS      | GP         | G          | A          | PTS        | PIM        |
|------------|------------|------------|------------|------------|------------|
| ANA        | 7          | 2          | 5          | 7          | 8          |
| ATL        | 16         | 8          | 8          | 16         | 26         |
| BOS        | 39         | 18         | 21         | 39         | 42         |
| BUF        | 40         | 23         | 27         | 50         | 44         |
| CAR        | 27         | 16         | 16         | 32         | 28         |
| CAL        | 8          | 1          | 5          | 6          | 4          |
| CHI        | 5          | 2          | 1          | 3          | 6          |
| CBJ        | 6          | 2          | 1          | 3          | 12         |
| COL        | 6          | 3          | 4          | 7          | 8          |
| DAL        | 7          | 1          | 5          | 6          | 2          |
| DET        | 5          | 0          | 2          | 2          | 0          |
| EDM        | 8          | 3          | 6          | 9          | 2          |
| FLA        | 27         | 17         | 13         | 30         | 20         |
| LA         | 6          | 2          | 1          | 3          | 6          |
| MIN        | 6          | 5          | 3          | 8          | 6          |
| MTL        | 38         | 22         | 27         | 49         | 32         |
| NJ         | 26         | 8          | 11         | 19         | 14         |
| NYI        | 22         | 14         | 11         | 25         | 22         |
| NYR        | 27         | 14         | 18         | 32         | 28         |
| NSH        | 5          | 3          | 4          | 7          | 12         |
| OTT        | 9          | 2          | 2          | 4          | 2          |
| PHI        | 24         | 14         | 12         | 26         | 10         |
| PHO        | 7          | 4          | 2          | 6          | 12         |
| PITT       | 25         | 19         | 10         | 29         | 24         |
| SJ         | 6          | 2          | 3          | 5          | 2          |
| STL        | 6          | 2          | 2          | 4          | 2          |
| TB         | 27         | 13         | 16         | 29         | 22         |
| TOR        | 37         | 27         | 23         | 50         | 32         |
| VAN        | 7          | 2          | 3          | 5          | 6          |
| WAS        | 28         | 11         | 21         | 32         | 22         |
| <b>TTL</b> | <b>507</b> | <b>260</b> | <b>283</b> | <b>543</b> | <b>456</b> |



PLAYERS

and second in NHL rookie scoring — first time since Rangers Brian Leetch and Tony Granato did it in 1988-89. **1999-2001:** Led Wisconsin (WCHA) in goals and assists in 2000-01...Finalist for 2001 Hobey Baker Award...Helped Wisconsin win 1999-00 WCHA regular season title...**1998-99:** Led Calgary to Doyle Cup regional junior A championship and was first in scoring with 127 points (70 goals and 57 assists)...Canadian Junior A Hockey League Player of the Year.

**Personal:** A highly-decorated player in international play...Won three gold medals (2003 and 2004 World Championships and 2004 World Cup of Hockey), three silvers (2005, 2008 and 2009 World Championships) and two bronze (2000 and 2001 World Junior Championships)...Born in Germany as his father (Murray) was playing in a German hockey league. Family settled in Calgary upon his father's retirement...Dual citizen of Canada and Germany.

**CAREER STATISTICS**

**PLAYOFFS**

| Season            | Club          | League       | GP         | G          | A          | PTS        | PIM        | GP        | G         | A         | PTS       | PIM       |
|-------------------|---------------|--------------|------------|------------|------------|------------|------------|-----------|-----------|-----------|-----------|-----------|
| 1999-00           | Wisconsin     | NCAA         | 38         | 28         | 28         | 56         | 32         | —         | —         | —         | —         | —         |
|                   | Canada        | WJC          | 7          | 2          | 2          | 4          | 4          | —         | —         | —         | —         | —         |
| 2000-01           | Wisconsin     | NCAA         | 39         | 24         | 33         | 57         | 74         | —         | —         | —         | —         | —         |
|                   | Canada        | WJC          | 7          | 3          | 2          | 5          | 10         | —         | —         | —         | —         | —         |
| 2001-02           | Atlanta       | NHL          | 82         | 26         | 41         | 67         | 56         | —         | —         | —         | —         | —         |
|                   | Canada        | World Champ. | 7          | 2          | 2          | 4          | 2          | —         | —         | —         | —         | —         |
| 2002-03           | Atlanta       | NHL          | 77         | 41         | 48         | 89         | 58         | —         | —         | —         | —         | —         |
|                   | Canada        | World Champ. | 9          | 7          | 3          | 10         | 10         | —         | —         | —         | —         | —         |
| 2003-04           | Atlanta       | NHL          | 31         | 13         | 12         | 25         | 18         | —         | —         | —         | —         | —         |
|                   | Canada        | World Champ. | 9          | 8          | 3          | 11         | 4          | —         | —         | —         | —         | —         |
|                   | Canada        | World Cup    | 6          | 0          | 2          | 2          | 2          | —         | —         | —         | —         | —         |
| 2004-05           | SC Bern       | NLA          | 16         | 14         | 10         | 24         | 58         | —         | —         | —         | —         | —         |
|                   | Ak Bars Kazan | RSL          | 11         | 3          | 1          | 4          | 22         | 4         | 2         | 1         | 3         | 4         |
|                   | Canada        | World Cup    | 9          | 3          | 4          | 7          | 16         | —         | —         | —         | —         | —         |
| 2005-06           | Ottawa        | NHL          | 82         | 50         | 53         | 103        | 86         | 10        | 3         | 9         | 12        | 11        |
|                   | Canada        | Olympics     | 6          | 2          | 1          | 3          | 8          | —         | —         | —         | —         | —         |
| 2006-07           | Ottawa        | NHL          | 82         | 50         | 55         | 105        | 74         | 20        | 7         | 15        | 22        | 12        |
| 2007-08           | Ottawa        | NHL          | 71         | 41         | 41         | 82         | 76         | 4         | 0         | 1         | 1         | 6         |
|                   | Canada        | World Champ. | 9          | 12         | 8          | 20         | 4          | —         | —         | —         | —         | —         |
| 2008-09           | Ottawa        | NHL          | 82         | 39         | 33         | 72         | 88         | —         | —         | —         | —         | —         |
|                   | Canada        | World Champ. | 9          | 6          | 4          | 10         | 8          | —         | —         | —         | —         | —         |
| <b>NHL TOTALS</b> |               |              | <b>507</b> | <b>260</b> | <b>283</b> | <b>543</b> | <b>456</b> | <b>34</b> | <b>11</b> | <b>25</b> | <b>35</b> | <b>31</b> |

Drafted by Atlanta in the first round (second overall) of the 2000 NHL Entry Draft. Acquired from Ottawa in exchange for Marian Hossa and Greg deVries, Aug. 23, 2005. **Acquired by San Jose along with a fifth round round selection in the 2010 NHL Entry Draft from Ottawa in exchange for Jonathan Cheechoo, Milan Michalek and a second round selection in the 2010 NHL Entry Draft, Sept. 12, 2009.**

## KENT HUSKINS

Shoots: Left      Height/Weight: 6-foot-3, 210 pounds  
 Born: 5/4/79 in Ottawa, Ontario  
 Hometown: Almonte, Ontario

Acquired by San Jose along with Travis Moen from Anaheim in exchange for Nick Bonino, Timo Pielmeier and a fourth round selection in the 2010 NHL Entry Draft on March 4, 2009.

40 DEFENSE

**2008-09:** Did not appear in a game with the Sharks due to injury (foot)...Joined San Jose in a March 4 trade with Anaheim...With Anaheim: Season-high plus-3 rating on Dec. 14 vs. Minnesota...Logged four hits and four blocked shots in a career-high 23:26 TOI on Nov. 30 at Carolina...Registered his sixth point (assist) on Nov. 21 at St. Louis...Earned an assist, his second point in as many games (two, goal and an assist) on Oct. 27 at Columbus...Recorded his second goal on Oct. 25 at Montreal...Scored his first goal on Oct. 15 vs. Edmonton.

**Career 2007-08:** Ranked second on the Ducks and tied for 14th in the NHL with a plus-23 rating... Finished third amongst Anaheim defensemen in games played...Owned a plus-or-even rating in 18 consecutive games (plus-6 overall) from Jan. 23-Mar. 5...Posted a career high three-game point streak (three assists) from Jan. 5-9...His first two career game-winning goals came within a seven-game stretch: Feb. 10 at Detroit and Feb. 24 vs. Chicago...Tied a franchise single-game record with a plus-5 rating on Nov. 15 at Los Angeles...Collected his first career power play goal on Nov. 13 vs. Los Angeles...Had a career high 22:23 TOI on Oct. 6 at Pittsburgh...**Playoffs:** Recorded his second career playoff point (assist) in Game 4 of the WCQF on April 17 at Dallas...**2006-07:** Recorded first career point (assist) on Dec. 26 at San Jose...Recalled from Portland on Feb. 25 and remained with the Ducks...Originally recalled on Dec. 21, making his NHL debut on Dec. 23 at Phoenix, logging 11:03 TOI...Portland's alternate captain and captain...**Playoffs:** Played in all of Anaheim's 21 postseason contests, averaging 11:44 TOI with a plus-4 rating...Had a playoff-high plus-2 rating in Game 4 of the SCF on June 4 at Ottawa...Collected his first career postseason point (assist) in Game 1 of the WCSF on Apr. 25 vs. Vancouver...**2005-06:** The only Pirate to play in all 80 games while setting career highs in goals, assists and points...Finished second among Portland defensemen in scoring and ranked first with a plus-24 rating...**Playoffs:** Recorded a playoff-high nine points while leading the Pirates to the Eastern Conference Final in the Calder Cup Playoffs...**2004-05:** Registered 16 points with 41 PIM in 65 games with Manitoba (AHL)...**Playoffs:** Notched two assists with 12 PIM in 14 games...**2003-04:** With

## NHL CAREER HIGHLIGHTS

**First NHL game** — Dec. 23, 2006 at Phoenix (with Anaheim)  
**First NHL goal** — Oct. 15, 2007 vs. Detroit (with Anaheim — Dominic Hasek)  
**First NHL assist** — Dec. 26, 2006 at San Jose (with Anaheim)  
**Most points, game** — 1, 28 times, most recent, Nov. 21, 2008 at St. Louis (with Anaheim)  
**Most goals, game** — 1, 6 times, most recent, Oct. 25, 2008 at Montreal (with Anaheim)  
**Most assists, game** — 1, 22 times, most recent, Nov. 21, 2008 at St. Louis (with Anaheim)  
**Most consecutive games, point** — 3, Jan. 5, 2008 thru Jan. 8, 2008 (with Anaheim)  
**Most consecutive games, goal** — 1, 6 times, most recent, Oct. 25, 2008 at Montreal (with Anaheim)  
**Most consecutive games, assist** — 3, Jan. 5, 2008 thru Jan. 8, 2008 (with Anaheim)  
**Most consecutive games played** — 49, Feb. 25, 2007 thru Dec. 5, 2007 (with Anaheim)  
**Best plus/minus** — +5, Nov. 15, 2007 at Los Angeles (with Anaheim)  
**100th NHL game** — March 12, 2008 vs. Vancouver (with Anaheim)  
**Stanley Cup Champion** — Anaheim (2006-07)

San Antonio (AHL), posted 19 points and 42 PIM in 79 games...**2002-03:** Completed his second year with Norfolk (AHL)...Set a career high with 48 PIM...**Playoffs:** Appeared in nine postseason contests, earning four points with four PIM...**2001-02:** Made his professional hockey debut with Norfolk...Also made his professional postseason debut, appearing in four playoff games...**2000-01:** In his senior season at Clarkson University, collected collegiate highs in goals, assists and points...Named to the NCAA East First All-American Team and ECAC First All-Star Team...Led the Golden Knights to the best regular season record in the ECAC.

**Personal:** "Huskie" lists as his favorites: AC/DC (musicians); "Bottle Rocket" (a 1996 movie that marked the on-screen debuts of Owen and Luke Wilson); "Curb Your Enthusiasm" (television show); Larry David (actor); Ottawa Senators (NHL team while growing up); Ottawa (NHL road city); Forbes Mill (Bay Area restaurant); Paris (vacation spot); seanmccallum.com (web site — friend's






## CAREER VS. NHL

|               | GP         | G        | A         | PTS       | PIM        |
|---------------|------------|----------|-----------|-----------|------------|
| ANA           | —          | —        | —         | —         | —          |
| ATL           | —          | —        | —         | —         | —          |
| BOS           | 1          | 0        | 1         | 1         | 2          |
| BUF           | 1          | 0        | 1         | 1         | 0          |
| CGY           | 6          | 0        | 0         | 0         | 4          |
| CAR           | 3          | 0        | 0         | 0         | 4          |
| CHI           | 7          | 1        | 1         | 2         | 8          |
| COL           | 6          | 0        | 0         | 0         | 19         |
| CBJ           | 10         | 0        | 1         | 1         | 13         |
| DAL           | 13         | 0        | 0         | 0         | 4          |
| DET           | 9          | 2        | 0         | 2         | 4          |
| EDM           | 8          | 1        | 2         | 3         | 0          |
| FLA           | 1          | 0        | 0         | 0         | 0          |
| LA            | 12         | 1        | 3         | 4         | 4          |
| MIN           | 5          | 0        | 0         | 0         | 2          |
| MTL           | 2          | 1        | 1         | 2         | 0          |
| NSH           | 6          | 0        | 2         | 2         | 6          |
| NJ            | 1          | 0        | 0         | 0         | 0          |
| NYI           | 1          | 0        | 0         | 0         | 0          |
| NYR           | 2          | 0        | 0         | 0         | 0          |
| OTT           | 2          | 0        | 0         | 0         | 0          |
| PHI           | 1          | 0        | 0         | 0         | 0          |
| PHO           | 12         | 0        | 1         | 1         | 16         |
| PIT           | 1          | 0        | 0         | 0         | 2          |
| SJ            | 14         | 0        | 4         | 4         | 8          |
| STL           | 10         | 0        | 4         | 4         | 4          |
| TB            | —          | —        | —         | —         | —          |
| TOR           | 2          | 0        | 1         | 1         | 0          |
| VAN           | 5          | 0        | 0         | 0         | 0          |
| WAS           | 1          | 0        | 0         | 0         | 0          |
| <b>TOTALS</b> | <b>142</b> | <b>6</b> | <b>22</b> | <b>28</b> | <b>100</b> |

blog; lobster (food); "R.B.I. Baseball" for Nintendo (video game); Christmas (holiday)...memorable NHL moment was winning 2007 Stanley Cup with Anaheim...first job was holding a stop sign at a construction site...hates bad drivers...isn't superstitious...speaks a little French...affiliated with School Box in his hometown of Almonte, Ontario. The group goes to poor countries and provides them with school supplies...wears Reebok skates in a size 10.5...oldest piece of protective equipment that he wears is his elbow pads.



## CAREER STATISTICS

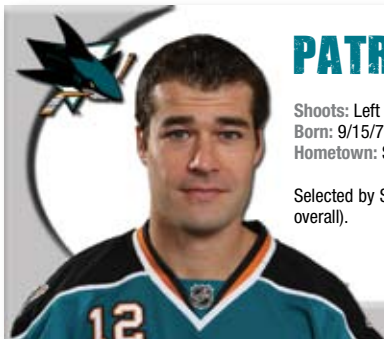
| Season  | Club              | League | CAREER STATISTICS |          |           |           |            | PLAYOFFS  |          |          |          |           |
|---------|-------------------|--------|-------------------|----------|-----------|-----------|------------|-----------|----------|----------|----------|-----------|
|         |                   |        | GP                | G        | A         | PTS       | PIM        | GP        | G        | A        | PTS      | PIM       |
| 1997-98 | Clarkson          | NCAA   | 35                | 2        | 8         | 10        | 46         | -         | -        | -        | -        | -         |
| 1998-99 | Clarkson          | NCAA   | 37                | 5        | 11        | 16        | 28         | -         | -        | -        | -        | -         |
| 1999-00 | Clarkson          | NCAA   | 28                | 2        | 16        | 18        | 30         | -         | -        | -        | -        | -         |
| 2000-01 | Clarkson          | NCAA   | 35                | 6        | 28        | 34        | 22         | -         | -        | -        | -        | -         |
| 2001-02 | Norfolk           | AHL    | 65                | 4        | 11        | 15        | 44         | 4         | 0        | 1        | 1        | 0         |
| 2002-03 | Norfolk           | AHL    | 80                | 5        | 22        | 27        | 48         | 9         | 2        | 2        | 4        | 4         |
| 2003-04 | San Antonio       | AHL    | 79                | 5        | 14        | 19        | 42         | -         | -        | -        | -        | -         |
| 2004-05 | Manitoba          | AHL    | 65                | 5        | 11        | 16        | 41         | 14        | 0        | 2        | 2        | 12        |
| 2005-06 | Portland          | AHL    | 80                | 8        | 23        | 31        | 64         | 18        | 3        | 6        | 9        | 14        |
| 2006-07 | Portland          | AHL    | 39                | 3        | 12        | 15        | 23         | -         | -        | -        | -        | -         |
|         | Anaheim           | NHL    | 33                | 0        | 3         | 3         | 14         | 21        | 0        | 1        | 1        | 11        |
| 2007-08 | Anaheim           | NHL    | 76                | 4        | 15        | 19        | 59         | 6         | 0        | 1        | 1        | 2         |
| 2008-09 | Anaheim           | NHL    | 33                | 2        | 4         | 6         | 27         | -         | -        | -        | -        | -         |
|         | <b>NHL Totals</b> |        | <b>142</b>        | <b>6</b> | <b>22</b> | <b>28</b> | <b>100</b> | <b>27</b> | <b>0</b> | <b>2</b> | <b>2</b> | <b>13</b> |

Selected by Chicago in the 1998 NHL Entry Draft (6th round, 156th overall). Signed as a free agent by Florida on Aug. 14, 2003. Signed as a free agent by Vancouver on Sept. 16, 2004. Signed as a free agent by Anaheim on Aug. 30, 2005. **Acquired by San Jose along with Travis Moen in exchange for Nick Bonino, Timo Pielmeier and a fourth round selection in the 2010 NHL Entry Draft on March 4, 2009.**

## PATRICK MARLEAU

Shoots: Left      Height/Weight: 6-foot-2, 220 pounds  
 Born: 9/15/79 in Aneroid, Saskatchewan  
 Hometown: San Jose, California

Selected by San Jose in the 1997 NHL Entry Draft (1st round, 2nd overall).



12 CENTER

**2008-09:** Selected as the "Sharks Player of the Year" in a vote by the Bay Area media...Winner of the 2008-09 PlayStation Three Stars of the Game Award...Sharks nominee for the King Clancy Memorial Trophy...Second on team in points and first in goals (T-11th in NHL)...T-3rd in the League in GW goals (10), T-27th in shots (251) and T-9th in home goals (20)...T-2nd in NHL with five SH goals (had two in his career entering this season)...T-3rd NHL in SH points (seven)...Missed five games (lower body injury, March 30-April 7)...Missed March 25 game at Chicago due to birth of second son...Set a career high with his 35th goal on March 12 at St. Louis...Set a career high with nine shots on Feb. 28 at Montreal...Registered his 600th and 601st career points with two goals, including the game winner, vs. Edmonton on Feb. 17...Named to the Western Conference All-Star Team, his third appearance (2007 and 2004) and tied for the game-high with three points (a goal and two assists)...Tied his 2007-08 season goal total (19 in 78 games) in just 38 games with his tally on Jan. 3 vs. the Islanders...Surpassed Owen Nolan's all-time franchise record for power play goals by scoring his 76th on Dec. 4 vs. Columbus...Had a seven-game point streak (10 points, four goals and six assists) from Nov. 11-28...Tied a career high with four points (two goals and two assists) on Oct. 22 at Philadelphia...Played in his 800th game on Oct. 17 at Anaheim...Earned assist on game's lone goal on Oct. 12 at Los Angeles...**Playoffs:** Scored both game winning goals for the Sharks...Tied for team lead in goals (two)...Scored the game-winning goal in overtime in Game 5 of the WCQF vs. Anaheim on April 25...Scored the game-winning, power play goal in Game 3 of the WCQF at Anaheim on April 21.

**Career 2007-08:** Fourth on team in goals, fifth in assists and fourth in points...T-2nd on team in takeaways (44)...Scored the game-deciding goal in three consecutive games, including two game-winners (one in regulation and one in OT) and one shootout winner from March 3-9...Posted his first two-goal game of the season, including the overtime game winner, vs. Ottawa on March 5...Earned a fighting major vs. Phoenix on Dec. 20...Registered his 500th point with three assists on Nov. 15 at Phoenix...**Playoffs:** T-4th on Sharks in points, T-3rd in goals and T-5th in assists...Shorthanded goals in

## NHL CAREER HIGHLIGHTS

**First NHL game** — Oct. 1, 1997 vs. Edmonton  
**First NHL goal** — Oct. 19, 1997 at Phoenix (Nikolai Khabibulin)  
**First NHL assist** — Oct. 11, 1997 vs. Boston  
**Most points, game** — 4, 4 times, most recent, Oct. 22, 2008 at Philadelphia  
**Most goals, game** — 3, 2 times, most recent, Nov. 9, 2006 at Los Angeles  
**Most assists, game** — 4, Feb. 10, 2006 vs. Dallas  
**Most consecutive games, point** — 9, Nov. 6-26, 2003  
**Most consecutive games, goal** — 6, 2 times, most recent, Nov. 11-21, 2003  
**Most consecutive games, assist** — 7, Dec. 2-18, 2005  
**Most consecutive games played** — 181, Dec. 8, 2001 at Vancouver thru Jan. 15, 2004 vs. Vancouver  
**Best plus/minus** — +4, Dec. 4, 2000 at Calgary  
**600th NHL game** — Jan. 14, 2006 at Montreal  
**800th NHL game** — Oct. 17, 2008 at Anaheim  
**100th NHL goal** — Nov. 13, 2002 at Atlanta  
**200th NHL goal** — Nov. 22, 2006 vs. Los Angeles  
**100th NHL assist** — Dec. 11, 2001 vs. Edmonton  
**200th NHL assist** — Dec. 18, 2005 at Anaheim  
**300th NHL assist** — April 3, 2008 at Los Angeles  
**400th NHL point** — March 3, 2006 at Edmonton  
**500th NHL point** — Nov. 15, 2007 at Phoenix  
**600th NHL point** — Feb. 17, 2009 vs. Edmonton  
**NHL Hat Tricks** — 2, April 6, 2002 vs. Detroit; Nov. 9, 2006 at Los Angeles  
**NHL Offensive Player of the Week** — Nov. 30-Dec. 4, 2005, Feb. 5-11, 2006  
**"Sharks Player of the Year"** — 2003-04, 2008-09  
**"Sharks Player of the Month"** — Oct. 2008, Jan. 2007, Nov. 2005, Dec. 2003 (co-winner), Nov. 2002  
**PlayStation "Sharks Rookie of the Year"** — Co-winner 1997-98  
**PlayStation "Three Stars of the Game" Award** — 2003-04, 2008-09  
**"Sharks Iron Man Award"** — Co-winner 1999-00  
**NHL All-Star Game** — 2009, 2007, 2004  
**World Cup** — Team Canada (2004, DNP)  
**World Championships** — Team Canada (1999, 2001, 2003, 2005)

Games 3 and 4 of the WCSF at Dallas are the first time a player has scored a shorthanded goal in back-to-back playoff games in the same year since Brett Hull in 2002...Posted at least one point in five out of the seven games in the Calgary series (six)...Primary assist on Jonathan Cheechoo's game-winner and



## CAREER VS. NHL

| TEAM          | GP         | G          | A          | PTS        | PIM        |
|---------------|------------|------------|------------|------------|------------|
| ANA           | 66         | 15         | 19         | 34         | 26         |
| ATL           | 11         | 7          | 7          | 14         | 9          |
| BOS           | 14         | 4          | 8          | 12         | 0          |
| BUF           | 13         | 4          | 6          | 10         | 2          |
| CGY           | 41         | 12         | 17         | 29         | 14         |
| CAR           | 14         | 4          | 7          | 11         | 2          |
| CHI           | 43         | 14         | 17         | 31         | 27         |
| COL           | 42         | 9          | 12         | 21         | 11         |
| CBJ           | 31         | 9          | 14         | 23         | 4          |
| DAL           | 66         | 17         | 22         | 39         | 28         |
| DET           | 43         | 16         | 21         | 37         | 12         |
| EDM           | 43         | 22         | 12         | 34         | 30         |
| FLA           | 15         | 6          | 7          | 13         | 4          |
| LA            | 66         | 24         | 33         | 57         | 18         |
| MIN           | 32         | 7          | 7          | 14         | 14         |
| MTL           | 13         | 5          | 4          | 9          | 8          |
| NSH           | 38         | 13         | 20         | 33         | 6          |
| NJ            | 14         | 5          | 4          | 9          | 2          |
| NYI           | 14         | 2          | 4          | 6          | 4          |
| NYR           | 13         | 7          | 2          | 9          | 0          |
| OTT           | 12         | 6          | 5          | 11         | 2          |
| PHI           | 16         | 6          | 6          | 12         | 4          |
| PHO           | 65         | 15         | 28         | 43         | 24         |
| PIT           | 15         | 5          | 5          | 10         | 0          |
| SJ            | —          | —          | —          | —          | —          |
| STL           | 45         | 9          | 13         | 22         | 14         |
| TB            | 16         | 8          | 7          | 15         | 4          |
| TOR           | 13         | 4          | 8          | 12         | 4          |
| VAN           | 44         | 17         | 12         | 29         | 26         |
| WAS           | 13         | 4          | 7          | 11         | 4          |
| <b>TOTALS</b> | <b>871</b> | <b>276</b> | <b>334</b> | <b>610</b> | <b>303</b> |



PLAYERS

scored the Sharks second goal in Game 5 of the WCQF vs. Calgary on April 17...His assist in Game 2 of the WCQF on April 10 vs. Calgary put him in second on the Sharks all-time postseason assist list (22)...His assist in Game 1 of the WCQF on April 9 vs. Calgary tied him for second on the Sharks all-time postseason assist list (21, Igor Larionov)...**2006-07:** Sharks were 19-2-0 when he posted a multi-point game...Second on team in points and third in goals...T-19th in the NHL in PP goals (14), T-4th in game-winning goals (nine) and T-16th in PP points (37)...Played his 700th NHL game at Calgary on Feb. 24, becoming the eighth youngest player in NHL history to reach that mark (27 years, 162 days). Had it not been for the lockout, he would have been the youngest player in NHL history to accomplish the feat...Became the first Sharks player (since accomplished by Cheechoo) to record back-to-back 30-goal seasons (career-high 34 in 2005-06)...Snapped his 172 consecutive games played streak on Feb. 16 at Columbus (upper body injury)...The *San Jose Mercury News* "2006 South Bay Sports Person of the Year"...Selected to the Western Conference All-Star Team and scored the fourth goal for the West...Narrowly missed winning the Fastest Skater Competition in the SuperSkills event, posting a laptime of 14.08 seconds...Named the "Sharks Player of the Month" for January by appearing in all 11 games and leading the team in points (20)...Earned first fighting major since Jan. 4, 2003 on Jan. 13 at Phoenix...Named "The Hockey News Player of the Week" by posting seven points in two games during the week of Jan. 1-7...Became the franchise

leader in goals when he broke Nolan's mark (207) with his 20th at Los Angeles on Jan. 11...Surpassed Nolan's all-time points mark (451) with four vs. Detroit on Jan. 4...Recorded his 246th assist on Dec. 31 at Dallas, surpassing Nolan's franchise record (245)...Set a franchise record for games played (672), surpassing Mike Rathje on Dec. 12 at Los Angeles...Recorded his 200th goal on Nov. 22 vs. Los Angeles, one of only two Sharks to accomplish the feat (Nolan)...Recorded second hat trick on Nov. 9 at Los Angeles...**Playoffs:** Surpassed the Sharks franchise record for career postseason games (Rathje — 71) by appearing in his 72nd in Game 5 of the WCSF at Detroit on May 5...Scored the game-tying and game-winning goals in the series-clinching Game 5 at Nashville on April 20...**2005-06:** Established single-season career highs for assists, points (19th in NHL) and power play goals (20 — seventh)...44 power play points (20 goals and 24 assists) ranked 13th in the NHL...Third on the Sharks in points and ice time for a forward (19:55)...Named NHL Offensive Player of the Week for Feb. 11...Set a career high and tied a franchise record by recording four assists against Dallas on Feb. 10...Set a career high with a seven-game assist streak (13, Dec. 2-18)...Set a Sharks franchise record for points by an individual player in a four-game span with 12 from Dec. 2 at Buffalo through Dec. 8 vs. Florida (matched by Thornton)...Named NHL Offensive Player of the Week, registering an NHL-high six points in three games, for the week ending Dec. 4... "Sharks Player of the Month" for November after scoring eight points in 12 games...

**Playoffs:** Led NHL in goals, T-1st in PP goals (four) and GWG (two), and T-3rd in points (13) when San Jose was eliminated in the WCSF...Notched an assist on Thornton's game-winning goal in Game 2 of the WCSF vs. Edmonton on May 8...Registered at least one goal in five consecutive games (eight) from April 23-May 7...His seven goals and four power play goals in the WCQF are both franchise records in a single postseason series...Led all NHL skaters during the CQF in goals (seven) and was T-1st in power play goals (four) and game-winning goals (two)...Scored the series-clinching goal in Game 5 of the WCQF at Nashville on April 30...Registered his third career hat trick, including the game-winning goal, in Game 4 of the WCQF vs. Nashville on April 27, making him the franchise's all-time postseason scoring leader...**2004-05:** Selected to play for gold medal-winning Team Canada at the 2004 World Cup of Hockey (DNP) and the silver medal-winning team at the 2005 World Championships...Invited to Team Canada's Development Camp for the 2006 Winter Olympics...**2003-04:** Led Sharks in scoring...Also tied then-career highs with 28 goals (shared team lead with Cheechoo) and 29 assists...Recipient of the "Sharks Player of the Year" Award and PlayStation "Three Stars of the Game" Award...Played 15:11 at All-Star Game...As part of the rotating captaincy plan, was named captain for the remainder of the season on Jan. 5...Named alternate captain for fourth 10-game segment (Dec. 17-Jan. 3)...Had consecutive games played streak snapped at 181, missing Jan. 17 at Colorado (ankle)...Surpassed 300 NHL points on Jan. 10 vs. Atlanta with a goal (300) and assist (301)...Posted a career high 9-game point streak (10) Nov. 6-26...Played in his 500th NHL game on Nov. 26 vs. Chicago...**Playoffs:** T-14th NHL in scoring and T-3rd in PP goals (four — led Sharks)...First on team with eight goals, second with 12 points...Posted hat tricks in Game 2 of WCQF vs. St. Louis on April 10 and Game 1 of WQSF vs. Colorado on April 22...**2002-03:** Helped Team Canada win gold medal at the 2003 IIHF Men's World Championships...First on Canada in plus/minus, third among tournament players (plus-11)...T-1st on Sharks in goals, third in assists and points and fourth in shots (172)...Led Sharks in shooting percentage (16 percent)...One of six Sharks to appear in all 82 games...Cracked 20-goal plateau for fourth time on Jan. 30 vs. Anaheim...Tallied first career shorthanded goal Dec. 6 vs. Columbus...Named "Sharks Player of the Month" for November after leading the team in goals (nine) and points (14) in 14 games...Scored his 100th NHL goal Nov. 13 at Atlanta...Scored penalty shot goal Nov. 11 vs. Dan Blackburn of the N.Y. Rangers...Appeared in 400th NHL game Oct. 19 vs. Colorado, becoming the youngest active NHL player (23 years, 34 days) to achieve the feat and the youngest player since Bob Carpenter played in his 400th on April 6, 1986 (22 years, 268 days old)...**2001-02:** T-4th on team in goals...T-2nd on team in shooting percentage (17 percent) and in game-winning goals (five)...Tallied first career hat trick, including game-winning goal, April 6 vs. Detroit...**Playoffs:** Posted points in nine of 12 games...Led team in shooting percentage (29 percent), goals, game-winning goals (three) and points...Posted points (10) in first eight playoff games, setting Sharks record for playoff point streak...Tallied game-winning power play goal in Game 3 of WCSF vs. Colorado on May 6...Assisted on Adam Graves' game-winning series-clinching goal in Game 5 of the WCQF vs. Phoenix on April 26...Scored game-winning goal in Game 1 of WCQF vs. Phoenix on April 17...**2000-01:** T-2nd on Team Canada in scoring at the World Championships...Led Sharks in goals, shooting percentage (17.1 percent), GWGs (six) and points...Played in his 300th NHL game and posted two assists (tying 1999-00 point total in 81 games) March 1 at Ottawa...**Playoffs:** Scored Sharks lone goal in Game 1 of WCQF at St. Louis April 12...**1999-00:** Co-recipient of the "Sharks Iron Man Award"...Recorded seven multi-point games...Collected his first "Gordie Howe Hat Trick" Dec. 10 vs. Atlanta...**1998-99:** Represented Canada at the World Championships...Led Sharks in shooting percentage (15.67 percent), second in GWG (fourth) and faceoffs won (487), third in points and T-3rd in plus/minus (plus-10)...**Playoffs:** Posted first career points in Stanley Cup Playoffs (goal and an assist) in Game 4 of WCQF on April 30 at Colorado...**1997-98:** Co-winner of the PlayStation "Sharks Rookie of the Year Award," along with Marco Sturm and Andrei Zyuzin...Named runner-up for NHL Rookie of the Month for March after scoring nine points in 15 games...The youngest player in the NHL, finishing season at 18 years, seven months...T-5th among NHL rookies in goal scoring, second in shooting percentage (14.4 percent), third in points and fourth in scoring...Posted first career GWG Feb. 4 at Edmonton...Posted first 2-goal game of career Nov. 24 vs. Anaheim...Registered first NHL goal Oct. 19 at Phoenix, making him the second youngest player to score a

## MARLEAU ALL-TIME ON THE SHARKS LEADER BOARD (entering the 2009-10 season)

### GAMES PLAYED

| RK | PLAYER          | GP  |
|----|-----------------|-----|
| 1  | Patrick Marleau | 871 |
| 2  | Mike Rathje     | 671 |
| 3  | Owen Nolan      | 568 |
| 4  | Marco Sturm     | 553 |

### ASSISTS

| RK | PLAYER          | A   |
|----|-----------------|-----|
| 1  | Patrick Marleau | 334 |
| 2  | Joe Thornton    | 292 |
| 3  | Owen Nolan      | 245 |
| 4  | Jeff Friesen    | 201 |

### POWER PLAY GOALS

| RK | PLAYER            | PPG |
|----|-------------------|-----|
| 1  | Patrick Marleau   | 85  |
| 2  | Owen Nolan        | 75  |
| 3  | Jonathan Cheechoo | 62  |
| 4  | Jeff Friesen      | 43  |

### GOALS

| RK | PLAYER            | G   |
|----|-------------------|-----|
| 1  | Patrick Marleau   | 276 |
| 2  | Owen Nolan        | 206 |
| 3  | Jonathan Cheechoo | 165 |
| 4  | Jeff Friesen      | 149 |

### POINTS

| RK | PLAYER          | PTS |
|----|-----------------|-----|
| 1  | Patrick Marleau | 610 |
| 2  | Owen Nolan      | 451 |
| 3  | Joe Thornton    | 388 |
| 4  | Jeff Friesen    | 350 |

### GAME-WINNING GOALS

| RK | PLAYER            | GWG |
|----|-------------------|-----|
| 1  | Patrick Marleau   | 53  |
| 2  | Jonathan Cheechoo | 36  |
| 3  | Marco Sturm       | 27  |
| 4  | Milan Michalek    | 25  |
|    | Nolan/Friesen     | 25  |



regular season NHL goal since the end of World War II (according to Elias Sports Bureau, youngest was Chicago's Grant Mulvey, 18 years, 1 month and 2 days on Oct 19, 1974)...Other NHL firsts: point (assist, Oct. 11 vs. Boston) and game (Oct. 1 vs. Edmonton)...Scored first preseason goal Sept. 14 vs. Los Angeles in San Diego, the day before he turned 18...**Playoffs:** Youngest active player during Stanley Cup Playoffs...**1996-97:** Youngest player drafted in 1997 NHL Entry Draft at 17 years, 9 months, 6 days...1997 Western Hockey League Western Conference Player of the Year...WHL's third leading scorer...Fourth in league in goals and assists...Named to WHL Western Conference First All-Star Team...Led WHL in SHG (nine).

**Personal:** "Patty" wore No. 14 from 1997-98 until 2001-02...favorites: Nickelback and The Tragically Hip (musicians); "The Bourne Identity" (movie); "Big Brother," "The Biggest Loser" and "Entourage" (television shows); Nick's on Main in Los Gatos (San Jose area restaurant); Maui or anywhere tropical (vacation spot); yahoo.com (web site); "I wish I had time to play" (video game); Christmas (holiday)...the ninth captain in Sharks history from 2003-04 to 2008-09...has a foundation with former NHLer Trent McCleary and ex-Sharks forward Travis Moen (The McCleary-Marleau-Moen Sport and Recreation Foundation) — [www.mcclearymarleaufoundation.com](http://www.mcclearymarleaufoundation.com)...memorable Sharks/NHL moment: being selected as the No. 2 overall pick in 1997 and the 2004 Western Conference Finals...hockey idol is Mario Lemieux...lists superstition as being superstitious...golf is his hobby...hates loud eaters, bad drivers and smokers...would like to have met his grandfather...claims he speaks "toddlerease" ("Does that count?")...first job was shoveling grain...favorite athletes are Tiger Woods and Lance Armstrong...Away from the ice, likes to play golf and spend time with his family...started skaing at three and playing hockey at five...wears CCM/Reebok skates (size 9.75)...oldest piece of protective equipment is his shoulder pads ("decades old").



## CAREER STATISTICS

## PLAYOFFS

| Season  | Club              | League       | GP  | G   | A   | PTS | PIM | GP | G  | A  | PTS | PIM |
|---------|-------------------|--------------|-----|-----|-----|-----|-----|----|----|----|-----|-----|
| 1995-96 | Seattle           | WHL          | 72  | 32  | 42  | 74  | 22  | 5  | 3  | 4  | 7   | 4   |
| 1996-97 | Seattle           | WHL          | 71  | 51  | 74  | 125 | 37  | 15 | 7  | 16 | 23  | 12  |
| 1997-98 | San Jose          | NHL          | 74  | 13  | 19  | 32  | 14  | 5  | 0  | 1  | 1   | 0   |
| 1998-99 | San Jose          | NHL          | 81  | 21  | 24  | 45  | 24  | 6  | 2  | 1  | 3   | 4   |
|         | Canada            | World Champ. | 7   | 1   | 2   | 3   | 0   | -  | -  | -  | -   | -   |
| 1999-00 | San Jose          | NHL          | 81  | 17  | 23  | 40  | 36  | 5  | 1  | 1  | 2   | 2   |
| 2000-01 | San Jose          | NHL          | 81  | 25  | 27  | 52  | 22  | 6  | 2  | 0  | 2   | 4   |
|         | Canada            | World Champ. | 7   | 2   | 3   | 5   | 4   | -  | -  | -  | -   | -   |
| 2001-02 | San Jose          | NHL          | 79  | 21  | 23  | 44  | 40  | 12 | 6  | 5  | 11  | 6   |
| 2002-03 | San Jose          | NHL          | 82  | 28  | 29  | 57  | 33  | -  | -  | -  | -   | -   |
|         | Canada            | World Champ. | 9   | 0   | 4   | 4   | 4   | -  | -  | -  | -   | -   |
| 2003-04 | San Jose          | NHL          | 80  | 28  | 29  | 57  | 24  | 17 | 8  | 4  | 12  | 6   |
|         | Canada            | World Cup    | -   | -   | -   | -   | -   | -  | -  | -  | -   | -   |
|         | Canada            | World Champ. | 9   | 2   | 2   | 4   | 4   | -  | -  | -  | -   | -   |
| 2004-05 | San Jose          | NHL          | 82  | 34  | 52  | 86  | 26  | 11 | 9  | 5  | 14  | 8   |
| 2005-06 | San Jose          | NHL          | 77  | 32  | 46  | 78  | 33  | 11 | 3  | 3  | 6   | 2   |
| 2006-07 | San Jose          | NHL          | 78  | 19  | 29  | 48  | 33  | 13 | 4  | 4  | 8   | 2   |
| 2007-08 | San Jose          | NHL          | 76  | 38  | 33  | 71  | 18  | 6  | 2  | 1  | 3   | 8   |
| 2008-09 | San Jose          | NHL          | 76  | 38  | 33  | 71  | 18  | 6  | 2  | 1  | 3   | 8   |
|         | NHL/Sharks Totals |              | 871 | 276 | 334 | 610 | 303 | 92 | 37 | 25 | 62  | 42  |

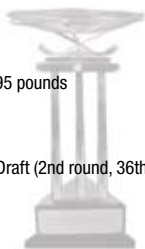
Selected by San Jose in the 1997 NHL Entry Draft (1st round, 2nd overall).



## JAMIE MCGINN

Shoots: Left      Height/Weight: 6-foot, 195 pounds  
 Born: 8/5/88 in Fergus, Ontario  
 Hometown: Fergus, Ontario

Selected by San Jose in the 2006 NHL Entry Draft (2nd round, 36th overall).



**64 LEFT WING**

**2008-09:** Scored first NHL power play goal on March 22 vs. Colorado...Assisted on Travis Moen's game-winning goal on March 15 at Anaheim...Scored the game-winning goal on Nov. 4 vs. Minnesota...Registered first career goal (Ty Conklin) and first career assist vs. Detroit on Oct. 30...Made his NHL debut on Oct. 28 against Pittsburgh...AHL: Tied for third on Worcester in goals (19) and led team in power play goals (eight)...**Playoffs:** On San Jose's roster for the WCQF vs. Anaheim, but didn't play...Joined Worcester's playoff run prior to Game 1 of their second round series vs. Providence. Flying in from San Jose the morning of Game 1 on April 28, scored two goals...Tied for the team lead in goals (four) in just six games.

**Career 2007-08:** Assigned to Worcester on March 28 after serving as team captain for Ottawa (OHL)...Tied for team lead in points...First on team in plus/

### NHL CAREER HIGHLIGHTS

**First NHL game** — Oct. 28, 2008 vs. Pittsburgh  
**First NHL goal** — Oct. 30, 2008 vs. Detroit (Ty Conklin)  
**First NHL assist** — Oct. 30, 2008 vs. Detroit  
**Most points, game** — 2, Oct. 30, 2008 vs. Detroit  
**Most goals, game** — 1, 4 times, most recent, March 25, 2009 at Chicago  
**Most assists, game** — 1, 2 times, most recent, March 15, 2009 at Anaheim  
**Most consecutive games, point** — 2, March 22, 2009 vs. Colorado thru March 25, 2009 at Chicago  
**Most consecutive games, goal** — 2, March 22, 2009 vs. Colorado thru March 25, 2009 at Chicago  
**Most consecutive games, assist** — 1, 2 times, most recent, March 15, 2009 at Anaheim  
**Most consecutive games played** — 17, March 5, 2009 vs. Minnesota thru April 5, 2009 at Anaheim  
**Best plus/minus** — +2, Oct. 30, 2008 vs. Detroit  
**World U-18 Championship** — Canada (2006)





**CAREER VS. NHL**

|               | GP        | G        | A        | PTS      | PIM      |
|---------------|-----------|----------|----------|----------|----------|
| ANA           | 3         | 0        | 1        | 1        | 0        |
| ATL           | -         | -        | -        | -        | -        |
| BOS           | 1         | 0        | 0        | 0        | 0        |
| BUF           | 1         | 0        | 0        | 0        | 0        |
| CGY           | 1         | 0        | 0        | 0        | 0        |
| CAR           | -         | -        | -        | -        | -        |
| CHI           | 1         | 1        | 0        | 1        | 0        |
| COL           | 2         | 1        | 0        | 1        | 0        |
| CBJ           | 1         | 0        | 0        | 0        | 0        |
| DAL           | 2         | 0        | 0        | 0        | 0        |
| DET           | 2         | 1        | 1        | 2        | 0        |
| EDM           | 2         | 0        | 0        | 0        | 0        |
| FLA           | -         | -        | -        | -        | -        |
| LA            | 3         | 0        | 0        | 0        | 0        |
| MIN           | 4         | 1        | 0        | 1        | 0        |
| MTL           | -         | -        | -        | -        | -        |
| NSH           | 2         | 0        | 0        | 0        | 0        |
| NJ            | 1         | 0        | 0        | 0        | 0        |
| NYI           | -         | -        | -        | -        | -        |
| NYR           | 1         | 0        | 0        | 0        | 0        |
| OTT           | -         | -        | -        | -        | -        |
| PHI           | -         | -        | -        | -        | -        |
| PHO           | 2         | 0        | 0        | 0        | 0        |
| PIT           | 2         | 0        | 0        | 0        | 0        |
| SJ            | -         | -        | -        | -        | -        |
| STL           | 2         | 0        | 0        | 0        | 2        |
| TB            | -         | -        | -        | -        | -        |
| TOR           | -         | -        | -        | -        | -        |
| VAN           | 2         | 0        | 0        | 0        | 0        |
| WAS           | -         | -        | -        | -        | -        |
| <b>TOTALS</b> | <b>35</b> | <b>4</b> | <b>2</b> | <b>6</b> | <b>2</b> |

Third among team rookies in goals and power play goals (three)...Played for Team Ontario at Under-17 Tournament.

**Personal:** "Ginner" lists as his favorites: Lil' Wayne (musicians); "The Hangover" (movie); "Two-and-a-Half Men" (television show); Will Ferrell and Megan Fox (actor/actress); Toronto Maple Leafs (NHL team while growing up); The Oakland Raiders and Toronto Blue Jays (professional sports teams); P.F. Chang's (San Jose area restaurant); Aruba (vacation spot); Tiger Woods (professional athlete); facebook.com (web site); rice with soy sauce (food); Tiger Woods (professional athlete); Christmas (holiday)...family owns a dog (Lucy)...lists golf as a hobby...first job was cutting grass at a golf course...hockey idol is former NHLer Gary Roberts...memorable NHL moment was his first goal...puts his left side on first...would like to meet Tiger Woods...speaks English and French...non-sports idol is his father ("He got me to where I am today and how I present myself")...started skating and playing hockey at two...wears Bauer Vapor XXXX skates in a size 12...oldest piece of protective equipment is his hockey jock (three years old).

PLAYERS

minus rating (plus-10), goals and power play goals (11)...**Playoffs:** Led 67s in scoring and tied for team lead in goals...**2006-07:** Seventh in the OHL and led team in goals...T-17th in OHL and led 67s in points...Tied for eighth in the OHL in power play goals (21)...Second on the team in assists...Named to the Third Team OHL All-Star Team...Posted two points (goal and an assist) and was a plus-3 in the 2006-07 All-Star Classic...Named OHL Player of the Week for the week ending Dec. 17...Joined Worcester following the OHL season...**Playoffs:** Led Ottawa in goals and finished second on the team in points...Appeared in all of Worcester's six Calder Cup Playoff games...**2005-06:** Fourth on the team in points and goals, fifth in assists and third in penalty minutes...Won the Fastest Skater in the Prospects Skills Competition...Represented Canada at the World U-18 Hockey Championships...**2004-05:** Fourth among team rookies in points and assists...



**CAREER STATISTICS**

| Season         | Club                     | League     | GP        | G        | A        | PTS      | PIM      |
|----------------|--------------------------|------------|-----------|----------|----------|----------|----------|
| 2004-05        | Ottawa                   | OHL        | 59        | 10       | 12       | 22       | 35       |
|                | Team Ontario             | World U-17 | 6         | 1        | 3        | 4        | 0        |
| 2005-06        | Ottawa                   | OHL        | 65        | 26       | 31       | 57       | 113      |
|                | Canada                   | World U-18 | 7         | 2        | 1        | 3        | 10       |
| 2006-07        | Ottawa                   | OHL        | 68        | 46       | 43       | 89       | 49       |
|                | Worcester                | AHL        | 4         | 1        | 1        | 2        | 4        |
| 2007-08        | Ottawa                   | OHL        | 51        | 29       | 29       | 58       | 54       |
|                | Worcester                | AHL        | 8         | 0        | 2        | 2        | 0        |
| <b>2008-09</b> | <b>San Jose</b>          | <b>NHL</b> | <b>35</b> | <b>4</b> | <b>2</b> | <b>6</b> | <b>2</b> |
|                | Worcester                | AHL        | 47        | 19       | 11       | 30       | 52       |
|                | <b>Sharks/NHL Totals</b> |            | <b>35</b> | <b>4</b> | <b>2</b> | <b>6</b> | <b>2</b> |

**PLAYOFFS**

| GP | G | A | PTS | PIM |
|----|---|---|-----|-----|
| 18 | 4 | 7 | 11  | 0   |
| -  | - | - | -   | -   |
| 6  | 2 | 2 | 4   | 4   |
| -  | - | - | -   | -   |
| 5  | 5 | 1 | 6   | 2   |
| 6  | 0 | 0 | 0   | 8   |
| 4  | 2 | 2 | 4   | 4   |
| -  | - | - | -   | -   |
| -  | - | - | -   | -   |
| 6  | 4 | 0 | 4   | 19  |
| -  | - | - | -   | -   |

Selected by San Jose in the 2006 NHL Entry Draft (2nd round, 36th overall).



## TORREY MITCHELL

Shoots: Right    Height/Weight: 5-foot-11, 190 pounds  
 Born: 1/30/85 in Greenfield Park, Quebec  
 Hometown: Greenfield Park, Quebec

Selected by San Jose in the 2004 NHL Entry Draft (4th round, 126th overall).

**17 CENTER**

**2008-09:** Missed the entire NHL regular season due to a broken leg...Loaned to Worcester (AHL) on a conditioning assignment on Jan. 14...Scored a goal for Worcester in his first game of the season on Jan. 16...Reinjured his leg in second rehab game on Jan. 18...**Playoffs:** Appeared in his first game of the season in Game 3 of the WCQF at Anaheim on April 21...Played in four games.

**Career 2007-08:** Named PlayStation "Sharks Rookie of the Year" in a vote by a panel of Bay Area media...Among League rookies, T-1st in SH points (three) and SH goals (two)...T-15th among NHL rookies in goals (10)...T-6th among all League forwards, T-7th among all rookies and T-1st among all rookie forwards in blocked shots (66)...Scored first career shorthanded goal at Anaheim on Dec. 16...Collected his first NHL point with an assist on Jeremy Roenick's game-winning goal on Oct. 5 at

### NHL CAREER HIGHLIGHTS

**First NHL game** — Oct. 4, 2007 at Edmonton  
**First NHL assist** — Oct. 5, 2007 at Vancouver  
**First NHL goal** — Nov. 9, 2007 at Anaheim (J-S Giguere)  
**Most points, game** — 1, 20 times, most recent, March 18, 2008 at Los Angeles  
**Most goals, game** — 1, 10 times, most recent, Feb. 27, 2008 at Columbus  
**Most assists, game** — 1, 10 times, most recent, March 18, 2008 at Los Angeles  
**Most consecutive games, point** — 4, Nov. 9, 2007 at Anaheim thru Nov. 14, 2007 at Dallas  
**Most consecutive games, goal** — 2, Nov. 9, 2007 at Anaheim thru Nov. 10, 2007 vs. Phoenix  
**Most consecutive games, assist** — 1, 10 times, most recent, March 18, 2008 at Los Angeles  
**Most consecutive games played** — 82, Oct. 4, 2007 at Edmonton thru April 6, 2008 at Dallas  
**Best plus/minus** — +2, Jan. 29, 2008 at Edmonton  
**PlayStation "Sharks Rookie of the Year"** — 2008







## CAREER VS. NHL

| TEAM          | GP        | G         | A         | PTS       | PIM       |
|---------------|-----------|-----------|-----------|-----------|-----------|
| ANA           | 8         | 4         | 0         | 4         | 6         |
| ATL           | —         | —         | —         | —         | —         |
| BOS           | 1         | 0         | 0         | 0         | 2         |
| BUF           | 1         | 0         | 0         | 0         | 0         |
| CGY           | 4         | 1         | 1         | 2         | 2         |
| CAR           | —         | —         | —         | —         | —         |
| CHI           | 4         | 0         | 0         | 0         | 2         |
| COL           | 4         | 0         | 1         | 1         | 0         |
| CBJ           | 4         | 1         | 0         | 1         | 0         |
| DAL           | 8         | 1         | 1         | 2         | 4         |
| DET           | 4         | 0         | 0         | 0         | 2         |
| EDM           | 4         | 0         | 1         | 1         | 2         |
| FLA           | —         | —         | —         | —         | —         |
| LA            | 8         | 0         | 1         | 1         | 4         |
| MIN           | 4         | 0         | 2         | 2         | 2         |
| MTL           | 1         | 0         | 0         | 0         | 0         |
| NSH           | 4         | 1         | 1         | 2         | 0         |
| NJ            | 1         | 0         | 0         | 0         | 0         |
| NYI           | 1         | 0         | 0         | 0         | 0         |
| NYR           | 1         | 0         | 0         | 0         | 0         |
| OTT           | 1         | 0         | 0         | 0         | 4         |
| PHI           | 1         | 0         | 0         | 0         | 0         |
| PHO           | 8         | 2         | 1         | 3         | 14        |
| PIT           | 1         | 0         | 0         | 0         | 0         |
| SJ            | —         | —         | —         | —         | —         |
| STL           | 4         | 0         | 0         | 0         | 6         |
| TB            | —         | —         | —         | —         | —         |
| TOR           | 1         | 0         | 0         | 0         | 0         |
| VAN           | 4         | 0         | 1         | 1         | 0         |
| WAS           | —         | —         | —         | —         | —         |
| <b>TOTALS</b> | <b>82</b> | <b>10</b> | <b>10</b> | <b>20</b> | <b>50</b> |

Vancouver...**Playoffs:** Sixth in the League in faceoff percentage (55.6)...T-13th in NHL in takeaways (13)...First postseason assist: Game 1 of the WCSF vs. Dallas on April 25...First postseason goal: Game 2 of the WCQF vs. Calgary on April 10...Made Stanley Cup Playoff debut in Game 1 of the WCQF vs. Calgary on April 9...**2006-07:** Led the team in points and assists, second on team in goals and third on team in PIM...Tied for 10th among HE scoring leaders...Named an Honorable Mention Hockey East All-Star...INCH Shop Player of the Week for Nov. 27...Honored as University of Vermont's Student Athlete of the Week...Named as the team's co-captain...Signed an NHL entry level contract forfeiting his senior season on March 21...Made his professional debut with Worcester on March 23 at Hartford...Recorded his first professional points (a goal and an assist) and

first multi-point game on March 31 at Houston...**Playoffs:** Second on Worcester in PIM...**2005-06:** Finished third in Hockey East in assists and ranked eighth in points — led team in both...Named to the Catamount Cup All-Tournament Team and received honorable mention among Hockey East All-Stars...**2004-05:** Third on team in points, fourth in goals and second in assists...Led team in PIM and plus/minus and T-1st in game-winning goals...Third among team freshmen in scoring, fourth in goals and first in assists...In ECAC, T-3rd overall in freshman scoring...Finished in nation's top-20 in points per game among rookies...Named ECAC Rookie of the Week on Oct. 11 and Nov. 1...Named National Player of the Week by INCH on Nov. 30 after scoring four goals in two wins, including a hat trick vs. New Hampshire on Nov. 27...**2003-04:** Had 62 points in 37 games for Hotchkiss (USHSE).

**Personal:** "Mitchy" lists as his favorites: Shania Twain (musician); "Braveheart" (movie); "Entourage" (television show); Russell Crowe and Megan Fox (actor/actress); Montreal Canadiens and Colorado Avalanche (NHL teams while growing up); Chicago (NHL road city); Toronto FC of Major League Soccer (professional sports team); Forbes Mill (Bay Area restaurant); "Never have been" (vacation spot); canadassoccer.com (web site); turkey (food); "FIFA 2010" (video game); Wayne Rooney of Manchester United (professional athlete — "I like watching soccer"); Christmas (holiday); "Hey, big" (saying)...lists "rehab" as his hobby...first job was working at his father's hockey school...hockey idol is Joe Sakic...memorable NHL moment was his first playoff goal...doesn't like restaurants who butter his toast without asking him first...hidden talent: "Being the No. 1 ranked 'FIFA 2010' player in the world"...would've liked to have met Jesus Christ...speaks English and French...started skating at two and playing hockey at five...wears the Bauer Vapor X-60 skate in a size 7.5...oldest piece of equipment he still wears is his 6-year-old shoulder pads.

## CAREER STATISTICS

## PLAYOFFS

| Season         | Club                     | League     | GP        | G         | A         | PTS       | PIM       | GP        | G        | A        | PTS      | PIM       |
|----------------|--------------------------|------------|-----------|-----------|-----------|-----------|-----------|-----------|----------|----------|----------|-----------|
| 2003-04        | Hotchkiss                | USHSE      | 25        | 25        | 37        | 62        | 42        | -         | -        | -        | -        | -         |
| 2004-05        | Vermont                  | ECAC       | 38        | 11        | 19        | 30        | 74        | -         | -        | -        | -        | -         |
| 2005-06        | Vermont                  | HE         | 38        | 12        | 28        | 40        | 34        | -         | -        | -        | -        | -         |
| 2006-07        | Vermont                  | HE         | 39        | 12        | 23        | 35        | 46        | -         | -        | -        | -        | -         |
|                | Worcester                | AHL        | 11        | 2         | 5         | 7         | 27        | 6         | 1        | 1        | 2        | 15        |
| <b>2007-08</b> | <b>San Jose</b>          | <b>NHL</b> | <b>82</b> | <b>10</b> | <b>10</b> | <b>20</b> | <b>50</b> | <b>13</b> | <b>1</b> | <b>2</b> | <b>3</b> | <b>10</b> |
| <b>2008-09</b> | <b>San Jose</b>          | <b>NHL</b> | -         | -         | -         | -         | -         | <b>4</b>  | <b>0</b> | <b>0</b> | <b>0</b> | <b>2</b>  |
|                | Worcester                | AHL        | 2         | 1         | 0         | 1         | 0         | -         | -        | -        | -        | -         |
|                | <b>Sharks/NHL Totals</b> |            | <b>82</b> | <b>10</b> | <b>10</b> | <b>20</b> | <b>50</b> | <b>17</b> | <b>1</b> | <b>2</b> | <b>3</b> | <b>12</b> |

Selected by San Jose in the 2004 NHL Entry Draft (4th round, 126th overall).

## DOUGLAS MURRAY

Shoots: Left    Height/Weight: 6-foot-3, 240 pounds  
 Born: 3/12/80 in Bromma, Sweden  
 Hometown: Stockholm, Sweden

Selected by San Jose in the 1999 NHL Entry Draft (8th round, 241st overall).

3 DEFENSE

**2008-09:** Led team in hits (175)...Appeared in his 200th NHL game on March 22 vs. Colorado...Tied a career high with two assists on Jan. 13 vs. Tampa Bay and Jan. 17 vs. Detroit...Blocked five shots and was a plus-2 vs. Calgary on Jan. 15...Recorded his first point of the season on Staubitz's first career goal on Jan. 9 at Edmonton...Missed two games (Dec. 31-Jan. 3, lower body injury)...Missed four games (Oct. 17-24, upper body injury)...**Playoffs:** Led team in hits (22) and was T-2nd in PIM (nine).

**Career 2007-08:** Second on Sharks in plus/minus (plus-20, T-24th NHL)...Fourth on team in blocked shots (83)...T-1st on team in hits (127) and third in PIM...Set a single-game career high by accumulating 24:52 time on ice on March 19 vs. Minnesota...Scored his first NHL goal in his 115th game at Philadelphia on Feb. 21...Appeared in his 100th NHL game on Jan. 5 vs. Columbus...His plus-10 in the three games from Nov. 12-15 and a plus-11 in the four games from Nov. 10-15 were both Sharks records...**Playoffs:** Primary assist on Thornton's game-winning goal with 9.2 seconds left in Game 4 of the WCQF at Calgary on April 15...Scored first playoff goal in Game 3 of the WCQF at Calgary on April 13...**World Championships:** Even plus/minus rating and 27 PIMs in five games...**2006-07:** Recorded nine PIM in his first game on Oct. 29 at Tampa Bay...**2005-06:** Third on Sharks and 10th among NHL rookies in hits (110)...Set a career high with seven hits at Toronto on Dec. 3 and matched it on Dec. 28 vs. Phoenix...**2004-05:** An alternate captain for Cleveland...Led Barons defensemen with a plus-4 on home ice...**2003-04:** Fifth among AHL defensemen in shooting percentage (.096, 10 goals, 104 shots)...Made pro debut, posting 22 points, second among all Barons defensemen...Eighth on team in PIM...One of two Barons defensemen to post double-digit goals...Scored first AHL goal on Nov. 21 at Toronto...**Playoffs:** T-3rd on team and led defensemen in goals...T-1st among all AHL defensemen and AHL rookies with three power play goals...**2002-03:** Named to *Hockey Digest's* NCAA All-America Second Team...Helped Cornell to ECAC Championship and berth in the Frozen Four...Named as ECAC All-Tournament Team defenseman...Named First Team All-Ivy League defenseman...Selected as

## NHL CAREER HIGHLIGHTS

**First NHL game** — Dec. 2, 2005 at Buffalo  
**First NHL goal** — Feb. 21, 2008 at Philadelphia (Martin Biron)  
**First NHL assist** — Feb. 2, 2006 vs. Minnesota  
**Most points, game** — 2, 3 times, most recent, Jan. 17, 2009 vs. Detroit  
**Most goals, game** — 1, Feb. 21, 2008 at Philadelphia  
**Most assists, game** — 2, 3 times, most recent, Jan. 17, 2009 vs. Detroit  
**Most consecutive games, point** — 2, 2 times, most recent, March 3, 2008 vs. Montreal thru March 5, 2008 vs. Ottawa  
**Most consecutive games, goal** — 1, Feb. 21, 2008 at Philadelphia  
**Most consecutive games, assist** — 2, 2 times, most recent, March 3, 2008 vs. Montreal thru March 5, 2008 vs. Ottawa  
**Most consecutive games played** — \*44, Jan. 6, 2009 at Calgary thru April 11, 2009 at Los Angeles  
 \* — streak intact entering the 2009-10 season  
**Best plus/minus** — +4, Nov. 12, 2007 vs. Phoenix  
**World Championships** — Sweden (2008)

the ECAC's best defensive defenseman...Named First Team All-ECAC defenseman...Tied college career high in games played...Second among Cornell defensemen in points and led in assists...Fifth on team in points...Cornell co-captain...Named to Hockey East Preseason All-Conference Team...Posted two assists in three NCAA Tournament games and was named to the East Regional All-Tournament Team...**2001-02:** Hobey Baker Award finalist served as alternate captain at Cornell...T-1st on team and led Cornell defensemen in scoring...T-3rd on Cornell in goals and power play goals (seven)...Named to the ECAC All Conference First Team, First Team All-Ivy League and was named Ivy League Player of the Year...Selected to the JOFA Division I All-America First Team...Recipient of Nicky Bawlf Award as the team's Most Valuable Player...Named to ECAC All-Tournament Team and NCAA Regional Championship All-Tournament Team...Named to American Hockey Coaches Association's All-America East First Team...**2000-01:** Named to All-Ivy League First Team and All-ECAC Championship Tournament team...Second on team in defensemen scoring...**1999-00:** Third among Cornell defensemen in scoring.



## CAREER VS. NHL

|               | GP         | G        | A         | PTS       | PIM        |
|---------------|------------|----------|-----------|-----------|------------|
| ANA           | 21         | 0        | 1         | 1         | 2          |
| ATL           | 2          | 0        | 0         | 0         | 0          |
| BOS           | 2          | 0        | 0         | 0         | 0          |
| BUF           | 3          | 0        | 0         | 0         | 4          |
| CGY           | 10         | 0        | 0         | 0         | 7          |
| CAR           | 2          | 0        | 0         | 0         | 0          |
| CHI           | 8          | 0        | 1         | 1         | 15         |
| COL           | 9          | 0        | 0         | 0         | 10         |
| CBJ           | 9          | 0        | 0         | 0         | 13         |
| DAL           | 18         | 0        | 1         | 1         | 23         |
| DET           | 9          | 0        | 3         | 3         | 8          |
| EDM           | 11         | 0        | 3         | 3         | 21         |
| FLA           | 2          | 0        | 0         | 0         | 0          |
| LA            | 23         | 0        | 1         | 1         | 10         |
| MIN           | 8          | 0        | 2         | 2         | 2          |
| MTL           | 3          | 0        | 1         | 1         | 0          |
| NSH           | 7          | 0        | 0         | 0         | 2          |
| NJ            | 2          | 0        | 0         | 0         | 0          |
| NYI           | 1          | 0        | 0         | 0         | 15         |
| NYR           | 3          | 0        | 0         | 0         | 0          |
| OTT           | 3          | 0        | 1         | 1         | 2          |
| PHI           | 1          | 1        | 0         | 1         | 0          |
| PHO           | 21         | 0        | 2         | 2         | 32         |
| PIT           | 3          | 0        | 0         | 0         | 0          |
| SJ            | -          | -        | -         | -         | -          |
| STL           | 10         | 0        | 0         | 0         | 6          |
| TB            | 4          | 0        | 2         | 2         | 11         |
| TOR           | 3          | 0        | 0         | 0         | 0          |
| VAN           | 9          | 0        | 2         | 2         | 9          |
| WAS           | 3          | 0        | 0         | 0         | 2          |
| <b>TOTALS</b> | <b>210</b> | <b>1</b> | <b>20</b> | <b>21</b> | <b>194</b> |

**Personal:** "Crankshaft" lists as his favorites: Swedish House Mafia (musicians); "The Shawshank Redemption" (movie); "Ask Aida" (television show — on The Food Network); Sean Connery and Ursula Andress (actor/actress from the old James Bond movies); Cornell University (college team); Plumed Horse (Bay Area restaurant); French Riviera (vacation spot); professional golfer Helen Alfredsson (professional athlete); google.com (web site — "You can do so much with it"); French (food); Christmas (holiday)...likes to play poker, golf and go shopping...hockey idol is his grandfather, Lasse Bjorn...affiliated with the Aubrey Brown Foundation...puts his left skate on first...hates slow service and waiting in traffic...lists as his hidden talent: "I'm smarter than I look"...would've liked to have met his grandmother on his father's side...speaks Swedish and English...non-sports idol is Rosanna...when did he start skating: "Before I can remember"...started played hockey when he was five...wears Bauer Supreme ONE95 skates in a size 12...still has his elbow pads from college.



PLAYERS

## CAREER STATISTICS

## PLAYOFFS

| Season         | Club                     | League       | GP         | G        | A         | PTS       | PIM        | GP        | G        | A        | PTS      | PIM       |
|----------------|--------------------------|--------------|------------|----------|-----------|-----------|------------|-----------|----------|----------|----------|-----------|
| 1998-99        | Applecore                | EJHL         | 60         | 17       | 47        | 64        | 62         | -         | -        | -        | -        | -         |
| 1999-00        | Cornell                  | ECAC         | 32         | 3        | 6         | 9         | 38         | 1         | 1        | 0        | 1        | 0         |
| 2000-01        | Cornell                  | ECAC         | 25         | 5        | 13        | 18        | 39         | 4         | 0        | 4        | 4        | 8         |
| 2001-02        | Cornell                  | ECAC         | 35         | 11       | 21        | 32        | 67         | 2         | 1        | 0        | 1        | 0         |
| 2002-03        | Cornell                  | ECAC         | 35         | 5        | 20        | 25        | 30         | 3         | 0        | 2        | 2        | N/A       |
| 2003-04        | Cleveland                | AHL          | 72         | 10       | 12        | 22        | 75         | 9         | 3        | 0        | 3        | 37        |
| 2004-05        | Cleveland                | AHL          | 54         | 6        | 17        | 23        | 56         | -         | -        | -        | -        | -         |
| <b>2005-06</b> | <b>San Jose</b>          | <b>NHL</b>   | <b>34</b>  | <b>0</b> | <b>1</b>  | <b>1</b>  | <b>27</b>  | -         | -        | -        | -        | -         |
|                | Cleveland                | AHL          | 20         | 1        | 7         | 8         | 37         | -         | -        | -        | -        | -         |
| <b>2006-07</b> | <b>San Jose</b>          | <b>NHL</b>   | <b>35</b>  | <b>0</b> | <b>3</b>  | <b>3</b>  | <b>31</b>  | -         | -        | -        | -        | -         |
|                | Worcester                | AHL          | 5          | 2        | 1         | 3         | 8          | -         | -        | -        | -        | -         |
| <b>2007-08</b> | <b>San Jose</b>          | <b>NHL</b>   | <b>66</b>  | <b>1</b> | <b>9</b>  | <b>10</b> | <b>98</b>  | <b>13</b> | <b>1</b> | <b>1</b> | <b>2</b> | <b>2</b>  |
|                | Sweden                   | World Champ. | 5          | 0        | 0         | 0         | 27         | -         | -        | -        | -        | -         |
| <b>2008-09</b> | <b>San Jose</b>          | <b>NHL</b>   | <b>75</b>  | <b>0</b> | <b>7</b>  | <b>7</b>  | <b>38</b>  | <b>6</b>  | <b>0</b> | <b>0</b> | <b>0</b> | <b>9</b>  |
|                | <b>NHL/Sharks Totals</b> |              | <b>210</b> | <b>1</b> | <b>20</b> | <b>21</b> | <b>194</b> | <b>19</b> | <b>1</b> | <b>1</b> | <b>2</b> | <b>11</b> |

Selected by San Jose in the 1999 NHL Entry Draft (8th round, 241st overall).



## EVGENI NABOKOV

(nuh-BAH-kov)

**Catches:** Left    **Height/Weight:** 6-foot, 200 pounds  
**Born:** 7/25/75 in Ust-Kamenogorsk, Kazakhstan  
**Hometown:** San Jose, California

Selected by San Jose in the 1994 NHL Entry Draft (9th round, 219th overall).



## 20 GOALTENDER

**2008-09:** Second in NHL in wins, T-4th in shutouts and T-12th in goals-against average...His first win in 2009-10 will make him the 38th goaltender in NHL history to win 250 games. The victory will tie him with Hall of Famer Johnny Bower for 37th all-time...His 1-0 shootout win vs. Colorado on April 7 was only his second win at home by a score of 1-0. His only other win at home by a 1-0 score was Feb. 29, 2004 vs St. Louis...The 1-0 shootout win vs. Colorado on April 7 was the first 1-0 shootout win in Sharks history. The Sharks have won only two other regular season games by a 1-0 score that ended after regulation: Jan. 15, 2002 at Colorado (Teemu Selanne OT goal, winning goalie was Nabokov) and Nov. 4, 2005 at Anaheim (Marcel Goc OT goal, winning goalie Nolan Schaefer)...Reached 40 wins for the second consecutive season with a 2-1 victory at Edmonton on April 2...Is 200-26-13 when he gets 3-plus goals of support...Picked up sixth shutout on March 15 at Anaheim, making 34 saves...Missed seven games (two — flu, five — lower body injury) Feb. 26-March 12...Earned his 30th victory (fifth time in eight seasons) on Feb. 19 vs. Los Angeles...Set a Sharks franchise record for individual shutout streak spanning 170:58 from Jan. 20-31...Posted his 43rd career shutout, third of the season, at Colorado on Jan. 27 (31 saves)...Posted his second shutout, 42nd career, vs. Vancouver on Dec. 23 (33)...Played in his 450th game on Dec. 13 vs. St. Louis (5-4 W)...Posted his first shutout, 41st career, with 31 saves vs. Anaheim on Dec. 11...Tied a career high with a 10-game winning streak from Oct. 28-Dec. 4, posting a .920 save percentage (241/262) and a 2.08 GAA (21 goals against/605 minutes played)...**Playoffs:** Appeared in all six games.

**Career 2007-08:** Named to the NHL First All-Star Team...Finished second in the voting for the Vezina Trophy (top goaltender) and seventh for the Hart Memorial Trophy (most valuable player)...Named "Sharks Player of the Year"...46 wins were the fourth most in a single season in NHL history (48 — Martin Brodeur, NJ - 2006-07; 47 — Bernie Parent, PHI - 1973-74; 47 — Roberto Luongo, VAN - 2006-07)...77 appearances were tied for the League lead and tied for third most in NHL history...Led NHL in wins, second in minutes played (4560:56), T-3rd in shutouts and T-3rd in GAA...Second in the League in

## NNL CAREER HIGHLIGHTS

**First NHL game** — Jan. 1, 2000 at Nashville  
**First NHL win** — March 2, 2000 vs. Nashville  
**First NHL shutout** — Jan. 19, 2000 at Colorado  
**Most shots faced, game** — 48, Nov. 19, 2002 at Washington  
**Most saves, game** — 46, Nov. 19, 2002 at Washington  
**Most goals allowed, game** — 7, 2 times, most recent, Nov. 26, 2006 vs. Detroit  
**Most consecutive wins** — 10, 2 times, most recent, Oct. 28, 2008 vs. Pittsburgh thru Dec. 4, 2008 vs. Columbus  
**Most consecutive games unbeaten** — 11, Oct. 20, 2000 at Minnesota thru Nov. 14, 2000 at New Jersey  
**Most consecutive starts** — 50, March 24, 2007 thru Jan. 12, 2008 vs. Toronto  
**Career shutouts** — 47, most recent, April 7 vs. Colorado  
**400th NHL game** — Jan. 22, 2008 vs. Chicago  
**200th NHL win** — March 7, 2008 at Chicago  
**Vezina Trophy Finalist** — 2008, second in voting  
**Calder Memorial Trophy** — 2001  
**NHL First All-Star Team** — 2008  
**NHL Player of the Month** — Dec. 2007 (Third Star), Feb. 2002  
**NHL Defensive Player of the Month** — Feb. 2004  
**NHL Player of the Week** — Nov. 12-18, 2007 (Second Star), Dec. 24-30, 2007 (Third Star), March 5-11, 2007 (Third Star)  
**NHL Rookie of the Month** — Nov. and Dec. 2000  
**All-Star Game** — 2001, 2008  
**Olympics** — Team Russia (2006)  
**World Championships** — Team Russia (2008)  
**"Sharks Player of the Month"** — March 2009, Dec. 2007, Oct. 2007, March 2007, Nov. 2006 (co-winner), Dec. 2003 (co-winner), Feb. 2002, Nov. 2001, Dec. 2000, Oct. 2000  
**"Sharks Player of the Year"** — 2000-01, 2007-08  
**PlayStation "Sharks Rookie of the Year"** — 2000-01

one-goal wins (25)...Tied single season high with his 67th appearance (2001-02) on March 11 at Nashville. He reached the 40-win plateau for the first time with a 2-1 victory...Won his 200th game in his 418th game on March 7 at Chicago (200-149-29)...Named as a Western Conference All-Star (also appeared in 2000-01 ASG). Became the first All-Star goaltender to not allow a goal in a period since Nikolai Khabibulin in 2002. Also did not allow a goal in the Skills competition...Had 40th career shutout



## CAREER VS. NHL

| TEAM          | GP         | MIN          | GA          | SOG            | SHO        | W          | L         | T/OT        | PTS%        | GAA         | SV%  |
|---------------|------------|--------------|-------------|----------------|------------|------------|-----------|-------------|-------------|-------------|------|
| ANA           | 42         | 2450         | 93          | 1112           | 3          | 21         | 16        | 3           | .563        | 2.28        | .916 |
| ATL           | 7          | 432          | 14          | 185            | 0          | 4          | 1         | 2           | .714        | 1.94        | .924 |
| BOS           | 6          | 357          | 15          | 161            | 0          | 3          | 3         | 0           | .500        | 2.52        | .907 |
| BUF           | 6          | 337          | 14          | 163            | 0          | 2          | 2         | 2           | .500        | 2.49        | .914 |
| CGY           | 26         | 1508         | 63          | 644            | 2          | 11         | 10        | 4           | .520        | 2.51        | .902 |
| CAR           | 8          | 429          | 16          | 198            | 1          | 5          | 1         | 1           | .786        | 2.24        | .919 |
| CHI           | 22         | 1316         | 50          | 582            | 1          | 13         | 5         | 3           | .690        | 2.28        | .914 |
| COL           | 25         | 1421         | 60          | 707            | 5          | 11         | 12        | 2           | .480        | 2.53        | .915 |
| CBJ           | 23         | 1339         | 39          | 572            | 3          | 16         | 4         | 2           | .773        | 1.75        | .932 |
| DAL           | 37         | 2150         | 88          | 912            | 3          | 14         | 16        | 5           | .471        | 2.46        | .904 |
| DET           | 25         | 1403         | 86          | 721            | 1          | 7          | 15        | 1           | .326        | 3.68        | .881 |
| EDM           | 23         | 1415         | 56          | 588            | 2          | 9          | 6         | 8           | .565        | 2.37        | .905 |
| FLA           | 6          | 364          | 14          | 197            | 1          | 4          | 1         | 1           | .750        | 2.31        | .929 |
| LA            | 38         | 2249         | 76          | 972            | 4          | 22         | 12        | 3           | .635        | 2.03        | .922 |
| MIN           | 23         | 1369         | 49          | 565            | 3          | 12         | 8         | 3           | .587        | 2.15        | .913 |
| MTL           | 6          | 337          | 17          | 145            | 0          | 4          | 2         | 0           | .667        | 3.03        | .883 |
| NSH           | 25         | 1419         | 50          | 570            | 2          | 12         | 8         | 3           | .587        | 2.11        | .912 |
| NJ            | 6          | 330          | 18          | 149            | 1          | 2          | 4         | 0           | .333        | 3.27        | .879 |
| NYI           | 9          | 472          | 20          | 232            | 2          | 6          | 2         | 0           | .750        | 2.54        | .914 |
| NYR           | 6          | 339          | 13          | 163            | 0          | 3          | 3         | 0           | .500        | 2.30        | .920 |
| OTT           | 7          | 347          | 17          | 146            | 1          | 3          | 3         | 0           | .500        | 2.94        | .884 |
| PHI           | 8          | 458          | 19          | 190            | 1          | 5          | 0         | 2           | .857        | 2.49        | .900 |
| PHO           | 41         | 2143         | 88          | 948            | 6          | 19         | 12        | 4           | .600        | 2.46        | .907 |
| PIT           | 8          | 457          | 14          | 202            | 1          | 7          | 1         | 0           | .875        | 1.84        | .931 |
| STL           | 20         | 1191         | 50          | 525            | 2          | 10         | 7         | 2           | .579        | 2.52        | .905 |
| TB            | 7          | 427          | 18          | 206            | 0          | 3          | 3         | 1           | .500        | 2.53        | .913 |
| TOR           | 3          | 185          | 7           | 82             | 0          | 2          | 0         | 1           | .833        | 2.27        | .915 |
| VAN           | 21         | 1167         | 44          | 504            | 1          | 11         | 5         | 3           | .658        | 2.26        | .913 |
| WAS           | 8          | 485          | 16          | 248            | 1          | 8          | 0         | 0           | 1.000       | 1.98        | .935 |
| <b>TOTALS</b> | <b>492</b> | <b>28299</b> | <b>1124</b> | <b>1258947</b> | <b>249</b> | <b>162</b> | <b>56</b> | <b>.593</b> | <b>2.38</b> | <b>.911</b> |      |



PLAYERS

at Edmonton on Jan. 29, making only 13 saves, the fewest ever in a Sharks shutout...His 43 consecutive starts to start the season was the NHL's second-longest streak since 1989-90. Martin Brodeur (NJ), 44 starts from Jan. 3-April 13, 1996, is the only goalie to have a longer streak in that time. He was 25-12-6 with a 1.99 GAA, a .918 save percentage and five shutouts in that time...Started 50 consecutive games from March 24, 2007 at Carolina through Jan. 12, 2008 vs. Toronto, a franchise record previously held by Chris Terreri (24 games, Nov. 16, 1995 at St. Louis through Jan. 8, 1996 vs. Florida). In that time, he was 30-12-7 with a .916 save percentage (1117/1219), a 2.08 GAA (102 goals against/2947 minutes played) and five shutouts...Named NHL's Third Star of the Month for December...Named NHL's Third Star for week ending Dec. 30...Named "Sharks Player of the Month" for December...His shutout streak of 271:20 against Phoenix was the longest individual goalie shutout streak vs. any team in franchise history. It was the second longest stretch in the NHL since 1989, with only Dominik Hasek's 281:57 against the New York Rangers from Nov. 28, 1997-Nov. 25, 1998 surpassing it...Won the longest shootout in Sharks history by stopping four of six shots at Anaheim on Dec. 16...Named League's No. 2 Star of the Week from Nov. 12-18...Named "Sharks Player of the Month" for October...**Playoffs:** Appeared in his 50th postseason game in Game 4 of the WCQF at Calgary on April 15...Recorded his sixth postseason shutout, his first since April 26, 2007 vs. Detroit, in Game 2 of the WCQF vs. Calgary on April 10 by stopping 21 shots...**World Championships:** Won five games in helping Russia to a gold medal...Voted as a Media All-Star...Voted Russia's best player by the coaches...Voted the "Best Goalkeeper" by the Directorate...**2006-07:** T-2nd in NHL in shutouts, T-6th in GAA and 12th in save percentage...Named NHL's Third Star of the Week for March 5-11...Set a franchise record for individual shutout streak (166:07) March 2 at Dallas through March 9 vs. Vancouver...His back-to-back road shutouts marked the first time in Sharks history that one goalie has recorded back-to-back road shutouts with no home games in between and only the second time in history that the team had back-to-back road shutouts with no home games in between...Named co-winner of the "Sharks Player of the Month" along with Vesa Toskala for November...**Playoffs:** Posted fifth postseason shutout in 2-0

## THE FIRST GOAL

The 2001-02 season was a memorable one for Evgeni Nabokov in many ways. But one feat will stand out forever.

On March 10, 2002, "Nabby" became the first goaltender in Sharks history and the seventh in NHL history to score a goal in a regular season game. Nabokov's goal came on an empty net at 19:12 of the third period in San Jose's 7-4 win in Vancouver.

Two more facts add to the significance of Nabokov's goal. It was the first ever scored by a European-born goaltender and the first scored by a goaltender on the power play.

## NABOKOV'S FRANCHISE RECORDS

(entering the 2009-10 season)

| ALL-TIME RECORD | NUMBER | SINGLE RECORD    | SEASON YEAR SET |
|-----------------|--------|------------------|-----------------|
| Games Played    | 492    | Wins (46)        | 2007-08         |
| Minutes         | 28,298 | Shutouts (9)     | 2003-04         |
| Wins            | 249    | Appearances (77) | 2007-08         |
| Ties            | 36     | Minutes (4,561)  | 2007-08         |
| Shutouts        | 47     |                  |                 |

PLAYERS

violation on April 26 at Detroit in WCSF Game 1, stopping 34 shots...**2005-06:** Signed a four-year contract extension on Feb. 7...**Olympics:** His 1.34 GAA in seven games was second best among Olympic goaltenders...**Playoffs:** Made lone postseason appearance in Game Four of the WCSF at Edmonton on May 12 in relief of Toskala...**2004-05:** Played part of the season with Metallurg Magnitogorsk (Russia)...**2003-04:** Posted third 30-win season and set franchise record for most shutouts in a single-season with nine (T-3rd NHL)...Recorded 25th NHL shutout (becoming the 62nd player in League history) in a 1-0 win vs. St. Louis on Feb. 29...Named NHL Defensive Player of the Month for February...Recorded 18th shutout and first of the season on Oct. 16 vs. Philadelphia in 0-0 tie, marking the franchise's seventh scoreless tie and the fourth involving Nabokov...**Playoffs:** T-2nd in NHL in GAA, fourth in wins, third in save percentage and T-3rd in shutouts...**2002-03:** Became franchise's all-time leader in decisions (175) in 3-2 loss on Feb. 17 at Los Angeles...Tied Arturs Irbe for first in all-time Sharks decisions (174) with loss Feb. 10 at Detroit...Became franchise's all-time leader in minutes played (10,287) and goaltender games played (184), passing Irbe in each category, in a 6-2 win Feb. 5 vs. Carolina...Fourth among all NHL goaltenders in wins (33) during the 2002 calendar year...**2001-02:** T-2nd in NHL in shutouts and third in wins (franchise record)...Fourth in Vezina Trophy voting...On March 10 at Vancouver, became seventh goaltender (first in franchise history) in NHL history to score a goal and first netminder to score a power play goal...Tied Irbe's franchise record with personal 7-game win streak from Jan. 30-Feb. 28...Named NHL Player of the Month and "Sharks Player of the Month" for February...Named NHL Player of the Week for Feb. 4-10...Set career franchise win record (58th)...Became franchise's all-time shutout leader with 11th (38 saves) Dec. 14 at Colorado, the site of his first career shutout (Jan. 19, 2000 at Colorado)...Named "Sharks Player of the Month" for November after posting a 7-5-1 record (two overtime losses), 2.04 GAA and .925 save percentage...Played in 100th NHL game Dec. 6 at Calgary...**Playoffs:** Picked up second career postseason assist (making him Sharks all-time leader) on May 1 in Game One of the WCSF at Colorado...Clinched first career playoff series win and franchise's fastest series victory ever in Game Five of the WCQF on April 26 vs. Phoenix...**2000-01:** Captured Calder Memorial Trophy, garnering a total of 565 points and 50 of 62 first place votes...Finished fourth overall in voting for the Vezina Trophy...Selected to the NHL's All-Rookie Team...Named *The Sporting News* NHL Rookie of the Year in a vote among NHL players...Led NHL in GAA on the road (1.94, only netminder to have sub-2.00 road GAA)...Named "Sharks Player of the Year" and PlayStation "Rookie of the Year"...Named NHL Player of the Week for Jan. 22-28...Stopped 11 of 16 shots in 20 minutes of action for the World Team All-Stars at the NHL All-Star Game...Named "Sharks Player of the Month" for December...Named NHL Rookie of the Month for December (second consecutive month) after posting a 7-2-2 record, 2.11 GAA, .924 save percentage and two shutouts...Became first rookie since Pittsburgh's Patrick Lalime (Dec. and Jan., 1996-97) to win the award in consecutive months...Posted 20th win in 28th game becoming the second fastest rookie goaltender since 1990-91 to reach the 20-win mark (Lalime, 27 games, 1996-97)...Named NHL Rookie of the Month for November...Posted 11-game unbeaten streak (9-0-2-0) from Oct. 20-Nov. 14, tying the mark for the longest individual streak in Sharks history (Steve Shields, 11 games, 9-0-2, March 9-April 9, 1999)...Named "Sharks Player of the Month" for October and was runner-up for NHL Rookie of the Month...Posted four consecutive road victories (Oct. 20-25), which tied a franchise record for consecutive wins away from home...**Playoffs:** Posted first playoff win and shutout (28 saves) in Game Two of the WCQF at St. Louis on April 14...One

## PENALTY SHOTS FACED BY EVGENI NABOKOV

(9-for-13 entering the 2009-10 season)

| Date           | Opponent        | Player           | Result       | Time  | Period | Score      |
|----------------|-----------------|------------------|--------------|-------|--------|------------|
| Feb. 5, 2009   | vs. Carolina    | Matt Cullen      | Successful   | 4:55  | 2nd    | 3-4 L (S0) |
| Feb. 8, 2008   | vs. Columbus    | Rick Nash        | Unsuccessful | 13:03 | 2nd    | 2-1 W      |
| Dec. 22, 2007  | vs. Anaheim     | Todd Bertuzzi    | Unsuccessful | 13:07 | 1st    | 2-5 L      |
| Nov. 24, 2007  | vs. Los Angeles | Ladislav Nagy    | Unsuccessful | 11:58 | 2nd    | 1-2 L      |
| Nov. 7, 2007   | vs. Dallas      | Sergei Zubov     | Unsuccessful | 6:54  | 1st    | 1-3 L      |
| Feb. 28, 2007  | vs. Nashville   | Martin Erat      | Unsuccessful | 12:07 | 2nd    | 3-4 L (S0) |
| Nov. 30, 2005  | at Dallas       | Antti Miettinen  | Successful   | 5:10  | 1st    | 1-4 L      |
| Oct. 18, 2003  | vs. Ottawa      | Marian Hossa     | Successful   | 9:22  | 3rd    | 1-4 L      |
| March 24, 2003 | vs. Tampa Bay   | Martin St. Louis | Unsuccessful | 17:56 | 3rd    | 1-4 L      |
| Feb. 17, 2003  | at Los Angeles  | Zigmund Palffy   | Unsuccessful | 2:12  | 3rd    | 2-3 L      |
| Jan. 8, 2002   | vs. St. Louis   | Sergei Varlamov  | Unsuccessful | 5:11  | 2nd    | 2-6 L      |
| Feb. 26, 2001  | at St. Louis    | Marty Reasoner   | Successful   | 6:39  | 1st    | 2-7 L      |
| Nov. 1, 2000   | vs. Pittsburgh  | Martin Straka    | Unsuccessful | :40   | 1st    | 3-2 W      |



of 22 goalies and fourth since 1980 to record a shutout in their first or second career playoff start...One of seven goalies since 1943-44 to record a shutout in their first playoff win...Made first playoff start in Game One of WCQF at St. Louis April 12...Combined with Miikka Kiprusoff to become first goaltending duo since 1995 (Washington's Jim Carey and Olaf Kolzig) to capture their first career playoff wins in the same series...**1999-00:** Picked up first NHL victory March 2 vs. Nashville, facing two shots in 35-plus minutes of relief...Shutout Colorado for a 0-0 tie in his first NHL start, stopping 39 shots, Jan. 19...Made NHL debut Jan. 1 at Nashville, stopping all four shots in relief of Shields...**1998-99:** Tied Kentucky record for wins in a season...Second in AHL in shutouts, T-2nd in wins and eighth in GAA...Named Itech AHL Goaltender of the Month for November...Posted first career shutout Nov. 8 at Cincinnati...**Playoffs:** Had two shutouts...**1997-98:** Played first season in North America...Earned first professional victory Oct. 4 at Cincinnati, stopping 23 of 29 shots...Drafted as Yevgeni Nabokov, but changed name to John before his first North American season...**1996-97:** Signed first North American contract in summer of 1997.

**Personal:** "Nabby" and his family own a daschund (Bailey)...Favorites: Nickelback and Fall Out Boy (musicians); "Wedding Crashers" (movie); "Entourage" (television show); Los Angeles Lakers (professional sports team); Steamers and Masa's Sushi (San Jose area restaurants); Hawaii (vacation spot); Italian and sushi (food); Roger Federer (professional athlete); New Year's Eve (holiday)...likes to play tennis away from the rink...speaks Russian and English...one of three Sharks (Thornton and Jonathan Cheechoo) to be featured in the McFarlane Sports Picks NHL Hockey figurine series (2002)...originally wore No. 35 (1999-01)...best part about growing up in his hometown: playing hockey...started skating and playing hockey when he was seven...wears a size 10.5 Graf skate...changes all of his protective equipment every year.

CAREER STATISTICS

PLAYOFFS

| Season         | Club                     | League       | GP         | W          | L          | OT        | MINS         | GA          | SO        | GAA         | GP        | W         | L         | MINS        | GA         | SO       | AVG         |
|----------------|--------------------------|--------------|------------|------------|------------|-----------|--------------|-------------|-----------|-------------|-----------|-----------|-----------|-------------|------------|----------|-------------|
| 1992-93        | Kamenogorsk              | CIS          | 4          |            | NA         |           | 109          | 5           | 0         | 2.75        | -         | -         | -         | -           | -          | -        | -           |
| 1993-94        | Kamenogorsk              | CIS          | 11         |            | NA         |           | 539          | 29          | 0         | 3.22        | -         | -         | -         | -           | -          | -        | -           |
| 1994-95        | Dynamo                   | CIS          | 37         |            | NA         |           | 2075         | 70          | NA        | 2.02        | -         | -         | -         | -           | -          | -        | -           |
| 1995-96        | Dynamo                   | CIS          | 39         |            | NA         |           | 2008         | 67          | NA        | 2.00        | -         | -         | -         | -           | -          | -        | -           |
| 1996-97        | Dynamo                   | Russia       | 27         |            | NA         |           | 1588         | 56          | 2         | 2.11        | 4         |           | NA        | 255         | 12         | 0        | 2.82        |
| 1997-98        | Kentucky                 | AHL          | 33         | 10         | 21         | 2         | 1867         | 122         | 0         | 3.92        | 1         | 0         | 0         | 23          | 1          | 0        | 2.59        |
| 1998-99        | Kentucky                 | AHL          | 43         | 26         | 14         | 1         | 2429         | 106         | 5         | 2.62        | 11        | 6         | 5         | 599         | 30         | 2        | 3.00        |
| 1999-00        | Kentucky                 | AHL          | 2          | 1          | 1          | 0         | 120          | 3           | 1         | 1.50        | -         | -         | -         | -           | -          | -        | -           |
|                | Cleveland                | IHL          | 20         | 12         | 4          | 3         | 1161         | 52          | 0         | 2.90        | -         | -         | -         | -           | -          | -        | -           |
|                | <b>San Jose</b>          | <b>NHL</b>   | <b>11</b>  | <b>2</b>   | <b>2</b>   | <b>1</b>  | <b>414</b>   | <b>15</b>   | <b>1</b>  | <b>2.17</b> | <b>1</b>  | <b>0</b>  | <b>0</b>  | <b>20</b>   | <b>0</b>   | <b>0</b> | <b>0.00</b> |
| <b>2000-01</b> | <b>San Jose</b>          | <b>NHL</b>   | <b>66</b>  | <b>32</b>  | <b>21</b>  | <b>7</b>  | <b>3700</b>  | <b>135</b>  | <b>6</b>  | <b>2.19</b> | <b>4</b>  | <b>1</b>  | <b>3</b>  | <b>218</b>  | <b>10</b>  | <b>1</b> | <b>2.75</b> |
| <b>2001-02</b> | <b>San Jose</b>          | <b>NHL</b>   | <b>67</b>  | <b>37</b>  | <b>24</b>  | <b>5</b>  | <b>3901</b>  | <b>149</b>  | <b>7</b>  | <b>2.29</b> | <b>12</b> | <b>7</b>  | <b>5</b>  | <b>712</b>  | <b>31</b>  | <b>0</b> | <b>2.61</b> |
| <b>2002-03</b> | <b>San Jose</b>          | <b>NHL</b>   | <b>55</b>  | <b>19</b>  | <b>28</b>  | <b>8</b>  | <b>3227</b>  | <b>146</b>  | <b>3</b>  | <b>2.71</b> | -         | -         | -         | -           | -          | -        | -           |
| <b>2003-04</b> | <b>San Jose</b>          | <b>NHL</b>   | <b>59</b>  | <b>31</b>  | <b>19</b>  | <b>8</b>  | <b>3456</b>  | <b>127</b>  | <b>9</b>  | <b>2.20</b> | <b>17</b> | <b>10</b> | <b>7</b>  | <b>1052</b> | <b>30</b>  | <b>3</b> | <b>1.71</b> |
| <b>2004-05</b> | Metallurg                | Russia       | 14         | -          | -          | -         | 808          | 27          | 3         | 2.00        | 5         | -         | -         | 307         | 13         | 0        | 2.53        |
| <b>2005-06</b> | <b>San Jose</b>          | <b>NHL</b>   | <b>45</b>  | <b>16</b>  | <b>19</b>  | <b>7</b>  | <b>2575</b>  | <b>133</b>  | <b>1</b>  | <b>3.10</b> | <b>1</b>  | <b>0</b>  | <b>0</b>  | <b>12</b>   | <b>1</b>   | <b>0</b> | <b>5.00</b> |
|                | Russia                   | Olympics     | -          | -          | -          | -         | 126          | 8           | 3         | 1.34        | -         | -         | -         | -           | -          | -        | -           |
| <b>2006-07</b> | <b>San Jose</b>          | <b>NHL</b>   | <b>50</b>  | <b>25</b>  | <b>16</b>  | <b>4</b>  | <b>2778</b>  | <b>106</b>  | <b>7</b>  | <b>2.29</b> | <b>11</b> | <b>6</b>  | <b>5</b>  | <b>701</b>  | <b>26</b>  | <b>1</b> | <b>2.23</b> |
| <b>2007-08</b> | <b>San Jose</b>          | <b>NHL</b>   | <b>77</b>  | <b>46</b>  | <b>21</b>  | <b>8</b>  | <b>4561</b>  | <b>163</b>  | <b>6</b>  | <b>2.14</b> | <b>13</b> | <b>6</b>  | <b>7</b>  | <b>853</b>  | <b>31</b>  | <b>1</b> | <b>2.18</b> |
|                | Russia                   | World Champ. | 5          | 5          | 0          | 0         | 303          | 9           | 2         | 1.78        | -         | -         | -         | -           | -          | -        | -           |
| <b>2008-09</b> | <b>San Jose</b>          | <b>NHL</b>   | <b>62</b>  | <b>41</b>  | <b>12</b>  | <b>8</b>  | <b>3686</b>  | <b>150</b>  | <b>7</b>  | <b>2.44</b> | <b>6</b>  | <b>2</b>  | <b>4</b>  | <b>362</b>  | <b>17</b>  | -        | <b>2.82</b> |
|                | <b>Sharks/NHL Totals</b> |              | <b>492</b> | <b>249</b> | <b>162</b> | <b>56</b> | <b>28298</b> | <b>1124</b> | <b>47</b> | <b>2.38</b> | <b>65</b> | <b>32</b> | <b>31</b> | <b>3929</b> | <b>146</b> | <b>6</b> | <b>2.23</b> |

Selected by San Jose in the 1994 NHL Entry Draft (9th round, 219th overall).

## SCOTT NICHOL

Shoots: Right    Height/Weight: 5-foot-9, 180 pounds  
 Born: 12/31/74 in Edmonton, Alberta  
 Hometown: Edmonton, Alberta

Signed by San Jose as a free agent on July 15, 2009.

21 CENTER

**2008-09:** Third among team forwards in average shorthanded time on ice (2:40)...Missed 38 games with a concussion sustained on Dec. 9 vs. Vancouver. At the time of his injury, ranked first among club forwards, and third overall, in hits...Second on Nashville in faceoffs (54.6)...Notched his lone multi-point effort on Nov. 25 vs. St. Louis.

**Career 2007-08:** Established career highs in goals, shorthanded goals (two), plus/minus rating (plus-12) and faceoff winning percentage (441-297, 59.8)... Also tied a personal best in points...Led the NHL in faceoff percentage among those taking at least 500 draws...Ranked second on the club in hits among forwards with a career-high 110...Ranked second among club forwards in average shorthanded time on ice (2:35)...Set a Nashville franchise record for shorthanded goals in a game/period with two in the second period of a 5-2 victory at St. Louis on Jan. 19...One of just three players (along with Chicago's Rene Bourque and Patrick Sharp) to tally two shorthanded goals in a period during the 2007-08 season...**Playoffs:** Missed four games (broken thumb)...**2006-07:** Led Nashville and ranked fifth in the NHL (among players with at least 100 draws) in faceoff winning percentage (57.9)...Posted a career high in game-winning goals (two)...Entered 2006-07 with one game-winner in 268 career games before scoring two game-winners in a four-game span from Nov. 15-20...Second among Nashville forwards in average shorthanded ice time per game (3:14)...**Playoffs:** Led the club in faceoff winning percentage (63.3)...**2005-06:** Ranked second on the club in faceoff winning percentage (58.3)...Posted his first two-goal game on March 20 at St. Louis...**Playoffs:** Appeared in three of Nashville's five postseason games, making his NHL playoff debut on April 21 vs. San Jose...**2004-05:** Played in London (EIHL) during lockout...**2003-04:** Posted NHL career highs in games played, assists, points and average ice time (15:46) with Chicago...Led the team in PIM and faceoff winning percentage (57.4)...**2002-03:** Recorded a team leading career-high 149 PIM with Calgary...Ranked among NHL leaders in faceoff percentage (58.3)...**2001-02:** Spent his first full season in the NHL with Calgary and ranked third on the Flames in PIM...**2000-01:** Finished second on Detroit (IHL) in PIM...**1999-00:**

## NHL CAREER HIGHLIGHTS

**First NHL game** — April 13, 1996 at Washington (with Buffalo)  
**First NHL goal** — Oct. 10, 2001 at Detroit (with Calgary — Dominic Hasek)  
**First NHL assist** — Oct. 8, 2001 vs. Phoenix (with Calgary)  
**Most points, game** — 3, 2 times, most recent, Feb. 19, 2008 vs. Edmonton (with Nashville)  
**Most goals, game** — 2, 2 times, most recent, Jan. 19, 2008 at St. Louis (with Nashville)  
**Most assists, game** — 2, 4 times, most recent, Feb. 19, 2008 (with Nashville)  
**Most consecutive games, point** — 3, 2 times, most recent, Dec. 21 thru Dec. 26, 2003 (with Chicago)  
**Most consecutive games, goal** — 2, 4 times, most recent, Jan. 19 thru Jan. 21, 2008 (with Nashville)  
**Most consecutive games, assist** — 2, Dec. 15 thru Dec. 17, 2002 (with Calgary)  
**Most consecutive games played** — 64, Dec. 15, 2007 thru Nov. 1, 2008 (with Nashville)  
**Best plus/minus** — +3, 2 times, most recent, Jan. 13, 2007 at Columbus (with Nashville)  
**300th NHL game** — April 5, 2007 at St. Louis (with Nashville)

Missed the majority of the season recovering from a knee injury...**1998-99:** Served as Rochester's (AHL) team captain...**1997-98:** Posted 113 PIM in just 35 games with Rochester (AHL)...**1996-97:** Led Rochester in shorthanded (four) and game-winning goals (six)...**1995-96:** A member of the AHL Calder Cup Champion Rochester Americans.


**Personal:** "Scooter" or "Scotty" lists these favorites: U2, Nickelback and Foo Fighters (musicians); the "Bourne Supremacy" series (movies); "Criminal Minds" (television show); Mark Wahlberg and Reese Witherspoon (actor/actress); Calgary Flames (NHL team while growing up); Chicago (NHL road city — "Great restaurants and atmosphere"); Original Joe's (San Jose area restaurant); Chicago (vacation spot); tsn.ca (web site); ribeye steak and potatoes (foods); SOCOM (video game); Christmas (holiday — "Because of the kids"); Lance Armstrong (professional athlete — "For his work ethic and how he battles")...owns a Jack Russell terrier...likes to wakeboard...first job was in landscaping...Wayne Gretzky was his hockey idol...most memorable NHL





**CAREER VS. NHL**

|               | GP         | G         | A         | PTS       | PIM        |
|---------------|------------|-----------|-----------|-----------|------------|
| ANA           | 23         | 2         | 1         | 3         | 68         |
| ATL           | 5          | 3         | 2         | 5         | 11         |
| BOS           | 4          | 0         | 0         | 0         | 22         |
| BUF           | 7          | 1         | 2         | 3         | 35         |
| CGY           | 12         | 2         | 1         | 3         | 19         |
| CAR           | 5          | 1         | 0         | 1         | 12         |
| CHI           | 28         | 1         | 0         | 1         | 42         |
| COL           | 22         | 2         | 2         | 4         | 28         |
| CBJ           | 33         | 5         | 5         | 10        | 41         |
| DAL           | 18         | 2         | 1         | 3         | 16         |
| DET           | 31         | 2         | 4         | 6         | 71         |
| EDM           | 21         | 2         | 3         | 5         | 38         |
| FLA           | 5          | 0         | 0         | 0         | 0          |
| LA            | 24         | 2         | 5         | 7         | 28         |
| MIN           | 23         | 0         | 2         | 2         | 29         |
| MTL           | 5          | 0         | 0         | 0         | 10         |
| NSH           | 11         | 0         | 1         | 1         | 24         |
| NJ            | 6          | 1         | 2         | 3         | 6          |
| NYI           | 3          | 0         | 1         | 1         | 0          |
| NYR           | 5          | 1         | 1         | 2         | 4          |
| OTT           | 5          | 0         | 1         | 1         | 4          |
| PHI           | 2          | 1         | 0         | 1         | 2          |
| PHO           | 20         | 1         | 4         | 5         | 39         |
| PIT           | 4          | 1         | 0         | 1         | 0          |
| SJ            | 25         | 4         | 0         | 4         | 42         |
| STL           | 32         | 9         | 4         | 13        | 37         |
| TB            | 4          | 0         | 0         | 0         | 8          |
| TOR           | 5          | 0         | 1         | 1         | 8          |
| VAN           | 20         | 1         | 5         | 6         | 28         |
| WAS           | 9          | 0         | 0         | 0         | 14         |
| <b>TOTALS</b> | <b>417</b> | <b>44</b> | <b>48</b> | <b>92</b> | <b>686</b> |



PLAYERS

moment was setting a Nashville record by scoring two shorthanded goals in a period (second) at St. Louis on Jan. 19, 2008...involved with the Rochester, N.Y. chapter of the Cystic Fibrosis Foundation...puts his left side on first...pet peeve is ignorant people...would've liked to have met President John F. Kennedy ("He was ready to change the world")...started skating when he was two and playing organized hockey when he was five...wears the new CCM U+ series skates (size 8.5)...oldest piece of protective gear he wears is his 5-year-old elbow pads.

**CAREER STATISTICS**

**PLAYOFFS**

| Season            | Club      | League | GP         | G         | A         | PTS       | PIM        | GP        | G        | A        | PTS      | PIM       |
|-------------------|-----------|--------|------------|-----------|-----------|-----------|------------|-----------|----------|----------|----------|-----------|
| 1992-93           | Portland  | WHL    | 67         | 31        | 33        | 64        | 146        | 16        | 8        | 8        | 16       | 41        |
| 1993-94           | Portland  | WHL    | 65         | 40        | 53        | 93        | 144        | 10        | 3        | 8        | 11       | 16        |
| 1994-95           | Rochester | AHL    | 71         | 11        | 16        | 27        | 136        | 5         | 0        | 3        | 3        | 14        |
| 1995-96           | Rochester | AHL    | 62         | 14        | 17        | 31        | 170        | 19        | 7        | 6        | 13       | 36        |
|                   | Buffalo   | NHL    | 2          | 0         | 0         | 0         | 10         | -         | -        | -        | -        | -         |
| 1996-97           | Rochester | AHL    | 68         | 22        | 21        | 43        | 133        | 10        | 2        | 1        | 3        | 26        |
| 1997-98           | Rochester | AHL    | 35         | 13        | 7         | 20        | 113        | -         | -        | -        | -        | -         |
|                   | Buffalo   | NHL    | 3          | 0         | 0         | 0         | 4          | -         | -        | -        | -        | -         |
| 1998-99           | Rochester | AHL    | 52         | 13        | 20        | 33        | 120        | -         | -        | -        | -        | -         |
| 1999-00           | Rochester | AHL    | 37         | 7         | 11        | 18        | 141        | -         | -        | -        | -        | -         |
| 2000-01           | Detroit   | IHL    | 67         | 7         | 24        | 31        | 198        | -         | -        | -        | -        | -         |
| 2001-02           | Calgary   | NHL    | 60         | 8         | 9         | 17        | 107        | -         | -        | -        | -        | -         |
| 2002-03           | Calgary   | NHL    | 68         | 5         | 5         | 10        | 149        | -         | -        | -        | -        | -         |
| 2003-04           | Chicago   | NHL    | 75         | 7         | 11        | 18        | 145        | -         | -        | -        | -        | -         |
| 2004-05           | London    | EIHL   | 24         | 9         | 19        | 28        | 102        | -         | -        | -        | -        | -         |
| 2005-06           | Nashville | NHL    | 34         | 3         | 3         | 6         | 79         | 3         | 0        | 0        | 0        | 2         |
|                   | Milwaukee | AHL    | 6          | 3         | 5         | 8         | 18         | -         | -        | -        | -        | -         |
| 2006-07           | Nashville | NHL    | 59         | 7         | 6         | 13        | 79         | 5         | 0        | 0        | 0        | 17        |
| 2007-08           | Nashville | NHL    | 73         | 10        | 8         | 18        | 72         | 2         | 0        | 0        | 0        | 0         |
| 2008-09           | Nashville | NHL    | 43         | 4         | 6         | 10        | 41         | -         | -        | -        | -        | -         |
| <b>NHL Totals</b> |           |        | <b>417</b> | <b>44</b> | <b>48</b> | <b>92</b> | <b>686</b> | <b>10</b> | <b>0</b> | <b>0</b> | <b>0</b> | <b>19</b> |

Signed as a free agent by Calgary on July 1, 2001. Signed as a free agent by Chicago on July 1, 2003. Signed as a free agent by London (Britain) on Oct. 26, 2004. Signed as a free agent by Nashville on Aug. 6, 2005. **Signed as a free agent by San Jose on July 15, 2009.**



# JED ORTMEYER

Shoots: Right    Height/Weight: 6-foot, 200 pounds  
 Born: 9/3/78 in Omaha, Nebraska  
 Hometown: Omaha, Nebraska

Signed by San Jose as a free agent on July 16, 2009.



## 41 RIGHT WING

PLAYERS

**2008-09:** Missed the first 24 games due to a knee injury sustained in 2007-08...Second on Milwaukee (AHL) in plus/minus (plus-12) and led team in shorthanded goals (two)...Played two games with Nashville on April 3 and 4.

**Career 2007-08:** Ranked fourth among Nashville forwards in shorthanded time on ice (2:18)...Scored his first career power play goal on Jan. 8 at Los Angeles...His first goal as a Predator on Dec. 1 at Montreal was the team's first shorthanded goal of the season. It came in his 200th NHL game...Notched his first point as a Predator in his second game on Oct. 6 vs. Dallas...Missed the final 18 games of the season and the playoffs with a knee injury...**2006-07:** Established career highs in assists, points, plus/minus rating (plus-7) and average ice time (12:35)...Received the Steve McDonald Extra Effort Award as voted by the fans for performing "above and beyond the call of duty" for the second time in his career...Nominated by his teammates for the 2007 Bill Masterton Award...Scored a shorthanded penalty shot goal on Jan. 13, 2007 vs. Boston. It was his first career shorthanded goal and his first career penalty shot...Missed the first 40 games due to a pulmonary embolism...**2005-06:** Registered a career high in goals and games played...Led the Rangers and ranked seventh among NHL forwards in blocked shots (75) and ranked third on the Rangers with 125 hits...Scored his first career playoff goal on April 28 vs. New Jersey...**2004-05:** Skated 61 games with Hartford...Scored his first career AHL hat trick on Jan. 22, 2005 vs. Lowell...**2003-04:** Received the Rangers Steven McDonald Extra Effort Award...Posted his first career multi-point game with a goal and an assist vs. Pittsburgh on Jan. 3, 2004...**2002-03:** Posted 117 points (51 goals and 66 assists) in 145 games with the University of Michigan (CCHA)...Ranked third on the Wolverines in scoring and helped the team advance to the 2003 NCAA Frozen Four...Also ranked second on the team in goals and tied for second on the club in plus/minus rating (plus-18)...Awarded the Hal Downes Trophy (Michigan's Most Valuable Player)

## NHL CAREER HIGHLIGHTS

**First NHL game** — Nov. 15, 2003 at New Jersey (with New York Rangers)  
**First NHL goal** — Nov. 25, 2003 at Tampa Bay (with New York Rangers — Nikolai Khabibulin)  
**First NHL assist** — Jan. 3, 2004 at Pittsburgh (with New York Rangers)  
**Most points, game** — 3, Jan. 29, 2007 at Boston (with Nashville)  
**Most goals, game** — 1, 13 times, most recent, Jan. 18, 2008 vs. Los Angeles (with Nashville)  
**Most assists, game** — 3, Jan. 29, 2007 at Boston (with Nashville)  
**Most consecutive games, point** — 2, 4 times, Dec. 6-8, 2007 (with Nashville)  
**Most consecutive games, goal** — 2, Nov. 24, 2005 thru Nov. 26, 2005 (with New York Rangers)  
**Most consecutive games, assist** — 1, several times  
**200th NHL Game** — Dec. 1, 2007 at Montreal (with Nashville)  
**Most consecutive games** — 43, Dec. 20, 2003 thru March 18, 2004 (with New York Rangers)

for the second consecutive season and was selected as the CCHA Best Defensive Forward, becoming just the third player in school history to receive the award...Also named to the NCAA Midwest Regional All-Tournament team and was awarded the Bill Beagan Trophy, given to the Most valuable player of the CCHA Super Six...**2001-02:** Named to the NCAA West Regional All-Tournament Team, while leading the Wolverines to the 2002 NCAA Frozen Four...Also named to the CCHA Super Six All-Tournament Team...Led Michigan in shots (142) and ranked third on the team in goals and points...**1999-00:** One of two Michigan players to appear in all 41 games.


**Personal:** "Ortie" lists as his favorites: Dave Matthews Band (musicians); "Legends of the Fall" (movie); "Sons of Anarchy" (television show); Brad Pitt (actor); Detroit Red Wings (NHL team when growing up); Montreal (NHL road city); University of Michigan (pro/college team); the beach (vacation spot); steak (food); Christmas (holiday); Tiger Woods (professional athlete — "He's consistently amazing")...hockey idol is Mario Lemieux...lists golf as his hobby...first job



## CAREER VS. NHL

|               | GP         | G         | A         | PTS       | PIM        |
|---------------|------------|-----------|-----------|-----------|------------|
| ANA           | 1          | 0         | 1         | 1         | 0          |
| ATL           | 9          | 2         | 1         | 3         | 6          |
| BOS           | 13         | 1         | 3         | 4         | 4          |
| BUF           | 7          | 0         | 1         | 1         | 4          |
| CGY           | 4          | 0         | 0         | 0         | 5          |
| CAR           | 7          | 0         | 1         | 1         | 0          |
| CHI           | 10         | 0         | 0         | 0         | 9          |
| COL           | 6          | 0         | 0         | 0         | 4          |
| CBJ           | 7          | 1         | 0         | 1         | 2          |
| DAL           | 3          | 0         | 1         | 1         | 4          |
| DET           | 6          | 1         | 0         | 1         | 6          |
| EDM           | 2          | 0         | 0         | 0         | 0          |
| FLA           | 8          | 0         | 1         | 1         | 4          |
| LA            | 4          | 1         | 0         | 1         | 2          |
| MIN           | 5          | 0         | 1         | 1         | 0          |
| MTL           | 12         | 1         | 1         | 2         | 12         |
| NSH           | 2          | 0         | 0         | 0         | 0          |
| NJ            | 18         | 0         | 1         | 1         | 6          |
| NYI           | 18         | 0         | 1         | 1         | 12         |
| NYR           | --         | --        | --        | --        | --         |
| OTT           | 11         | 0         | 2         | 2         | 4          |
| PHI           | 13         | 1         | 0         | 1         | 0          |
| PHO           | 5          | 0         | 0         | 0         | 2          |
| PIT           | 14         | 2         | 2         | 4         | 8          |
| SJ            | 4          | 0         | 0         | 0         | 0          |
| STL           | 8          | 0         | 0         | 0         | 4          |
| TB            | 10         | 1         | 0         | 1         | 0          |
| TOR           | 11         | 0         | 1         | 1         | 6          |
| VAN           | 4          | 1         | 0         | 1         | 0          |
| WAS           | 8          | 1         | 1         | 2         | 4          |
| <b>TOTALS</b> | <b>230</b> | <b>13</b> | <b>19</b> | <b>32</b> | <b>108</b> |

was mowing lawns...memorable NHL moment: first goal...likes to follow routines on game day (eat at the same time, eat the same food — chicken, pasta and vegetables)...would've liked to have met President John F. Kennedy...started skating and playing hockey at three...wears a Bauer Vapor X-60 skate in a size 8.5...oldest piece of protective equipment is his shin guards (since college — they fit perfectly around his knee braces).



## CAREER STATISTICS

| CAREER STATISTICS |                   |        |            |           |           | PLAYOFFS  |            |           |          |          |          |          |
|-------------------|-------------------|--------|------------|-----------|-----------|-----------|------------|-----------|----------|----------|----------|----------|
| Season            | Club              | League | GP         | G         | A         | PTS       | PIM        | GP        | G        | A        | PTS      | PIM      |
| 1997-98           | Omaha             | USHL   | 54         | 23        | 25        | 48        | 52         | 14        | 3        | 4        | 7        | 31       |
| 1998-99           | Omaha             | USHL   | 52         | 23        | 36        | 59        | 81         | 12        | 5        | 6        | 11       | 16       |
| 1999-00           | U. of Michigan    | CCHA   | 41         | 8         | 16        | 24        | 40         | -         | -        | -        | -        | -        |
| 2000-01           | U. of Michigan    | CCHA   | 27         | 10        | 11        | 21        | 52         | -         | -        | -        | -        | -        |
| 2001-02           | U. of Michigan    | CCHA   | 41         | 15        | 23        | 38        | 40         | -         | -        | -        | -        | -        |
| 2002-03           | U. of Michigan    | CCHA   | 36         | 18        | 16        | 34        | 48         | -         | -        | -        | -        | -        |
| 2003-04           | Hartford          | AHL    | 13         | 2         | 8         | 10        | 4          | 16        | 5        | 2        | 7        | 6        |
|                   | New York Rangers  | NHL    | 58         | 2         | 4         | 6         | 16         | -         | -        | -        | -        | -        |
| 2004-05           | Hartford          | AHL    | 61         | 7         | 20        | 27        | 63         | 6         | 0        | 1        | 1        | 4        |
| 2005-06           | New York Rangers  | NHL    | 78         | 5         | 2         | 7         | 38         | 4         | 1        | 0        | 1        | 4        |
| 2006-07           | New York Rangers  | NHL    | 41         | 2         | 9         | 11        | 22         | 9         | 0        | 0        | 0        | 2        |
|                   | Hartford          | AHL    | 8          | 1         | 3         | 4         | 6          | -         | -        | -        | -        | -        |
| 2007-08           | Nashville         | NHL    | 51         | 4         | 4         | 8         | 32         | -         | -        | -        | -        | -        |
| 2008-09           | Nashville         | NHL    | 2          | 0         | 0         | 0         | 0          | -         | -        | -        | -        | -        |
|                   | Milwaukee         | AHL    | 55         | 10        | 13        | 23        | 51         | 11        | 1        | 6        | 7        | 8        |
|                   | <b>NHL Totals</b> |        | <b>230</b> | <b>13</b> | <b>19</b> | <b>32</b> | <b>108</b> | <b>13</b> | <b>1</b> | <b>0</b> | <b>1</b> | <b>6</b> |

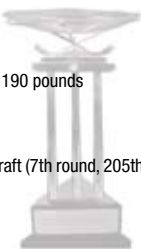
Signed as a free agent by the New York Rangers on May 10, 2003. Signed as a free agent by Hartford (AHL) on Sept. 17, 2004. Signed as a free agent by the New York Rangers on Sept. 6, 2005. Signed as a free agent by Nashville on July 1, 2007. Signed as a free agent by San Jose on July 16, 2009.



## JOE PAVELSKI

Shoots: Right    Height/Weight: 5-foot-11, 190 pounds  
 Born: 7/11/84 in Plover, Wisconsin  
 Hometown: Plover, Wisconsin

Selected by San Jose in the 2003 NHL Entry Draft (7th round, 205th overall).



**8 CENTER**

**2008-09:** Set career highs in points, goals and assists...Sixth amongst League forwards in blocked shots (74)...Led team in shots (266)...Eighth in the NHL in faceoff percentage (56.3) and T-11th in SH points (four)...Scored the shootout-winning goal, posted eight shots and won 12 out of 15 faceoffs on April 7 vs. Colorado...Set a career high with a seven-game point streak (nine, three goals and six assists) from March 21-April 2...Four-game goal streak (four goals) from Feb. 11-17 marked a career high...Missed two games (lower body injury, Dec. 15-17)...Posted three consecutive two-point games (six, four goals and two assists) from Nov. 28-Dec. 2, the first time in his career that he posted a three-game multi-point scoring streak...Scored two goals, including the game-winner, on Nov. 29 at Phoenix (incidentally, has three goals in two games on Nov. 29 in his career)...Set a franchise record for shots in a period with seven on Nov. 4 vs. Minnesota (third)...**Playoffs:** Seven shots in Game 5 of the WCQF vs. Anaheim on April 25 tied the game high...**World Championships:** Two points (a goal and an assist) in five games.

### NHL CAREER HIGHLIGHTS

**First NHL game** — Nov. 22, 2006 vs. Los Angeles  
**First NHL goal** — Nov. 22, 2006 vs. Los Angeles (Mathieu Garon)  
**First NHL assist** — Dec. 9, 2006 vs. Nashville  
**Most points, game** — 3, 4 times, most recent, March 21, 2009 vs. Dallas  
**Most goals, game** — 2, 6 times, most recent, March 5, 2009 vs. Minnesota  
**Most assists, game** — 3, 2 times, most recent, Nov. 16, 2008 at Chicago  
**Most consecutive games, point** — 7, March 21, 2009 vs. Dallas thru April 2, 2009 at Edmonton  
**Most consecutive games, goal** — 4, Feb. 11, 2009 at Pittsburgh thru Feb. 17, 2009 vs. Edmonton  
**Most consecutive games, assist** — 3, 2 times, most recent, March 21, 2009 vs. Dallas thru March 25, 2009 at Chicago  
**Most consecutive games played** — 113, April 5, 2007 vs. Calgary thru Dec. 13, 2008 vs. St. Louis  
**100th NHL point** — Jan. 20, 2009 vs. Vancouver  
**200th NHL game** — March 26, 2009 at Nashville  
**Best plus/minus** — +4, March 21, 2009 vs. Dallas  
**World Championships** — USA (2009)  
**"Sharks Player of the Month"** — Feb. 2009





CAREER VS. NHL

|               | GP         | G         | A         | PTS        | PIM       |
|---------------|------------|-----------|-----------|------------|-----------|
| ANA           | 18         | 1         | 8         | 9          | 4         |
| ATL           | 2          | 0         | 1         | 1          | 0         |
| BOS           | 2          | 0         | 0         | 0          | 0         |
| BUF           | 2          | 1         | 1         | 2          | 6         |
| CGY           | 11         | 3         | 4         | 7          | 6         |
| CAR           | 2          | 0         | 2         | 2          | 2         |
| CHI           | 9          | 1         | 6         | 7          | 2         |
| COL           | 10         | 0         | 4         | 4          | 6         |
| CBJ           | 9          | 1         | 4         | 5          | 0         |
| DAL           | 19         | 8         | 7         | 15         | 24        |
| DET           | 10         | 5         | 2         | 7          | 0         |
| EDM           | 11         | 3         | 5         | 8          | 6         |
| FLA           | 1          | 0         | 0         | 0          | 0         |
| LA            | 19         | 8         | 7         | 15         | 4         |
| MIN           | 10         | 5         | 1         | 6          | 2         |
| MTL           | 2          | 1         | 1         | 2          | 2         |
| NSH           | 10         | 2         | 1         | 3          | 6         |
| NJ            | 3          | 1         | 0         | 1          | 0         |
| NYI           | 2          | 0         | 0         | 0          | 0         |
| NYR           | 2          | 0         | 1         | 1          | 2         |
| OTT           | 2          | 0         | 2         | 2          | 0         |
| PHI           | 3          | 2         | 2         | 4          | 0         |
| PHO           | 19         | 6         | 4         | 10         | 8         |
| PIT           | 3          | 2         | 0         | 2          | 0         |
| SJ            | -          | -         | -         | -          | -         |
| STL           | 10         | 2         | 0         | 2          | 6         |
| TB            | 2          | 1         | 2         | 3          | 2         |
| TOR           | 2          | 2         | 1         | 3          | 0         |
| VAN           | 11         | 3         | 2         | 5          | 4         |
| WAS           | 2          | 0         | 1         | 1          | 0         |
| <b>TOTALS</b> | <b>208</b> | <b>58</b> | <b>69</b> | <b>127</b> | <b>92</b> |

**Career 2007-08:** T-4th on team in goals and 5th in points...T-12th among League forwards, second among SJ forwards, in blocked shots (59)...**Playoffs:** T-2nd in NHL in game-winning goals (three)...Scored the overtime game-winner in Game 5 of the WCSF vs. Dallas on May 2...Scored the game-winning goal in Game 7 of the WCQF vs. Calgary on April 22...Tied a Sharks postseason record for shots in a period with six in the second of Game 2 of the WCQF vs. Calgary on April 10...**2006-07:** Among all NHL rookies, T-7th in game-winning goals (three) and T-8th in power play goals (five)...Recalled by San Jose on Nov. 22 and scored a goal in his first NHL game vs. Los Angeles that night...**Playoffs:** Scored goal in his second playoff game April 18 vs. Nashville in WCQF Game 4...**2005-06:** 2006 RbK Division I Second Team All-American...Led the Badgers in five offensive categories...**Playoffs:** Named to the NCAA

Midwest Regional All-Tournament Team and INCH's Second Team All-American...Had two assists as Wisconsin won their sixth NCAA Division I National Championship...**2004-05:** T-5th in WCHA in points, T-1st in nation among freshmen...WCHA Rookie of the Week for Oct. 18-24...Named to the USCHO All-American Rookie Team, Rookie Team All-American by Inside College Hockey.com and the Rookie All-WCHA Team...**2003-04:** Named USA Hockey Junior Player of the Year...Waterloo (USHL) captain was second on team in points, assists and plus/minus (plus-10), first in goals...Two-time USHL Player of the Week...**Playoffs:** Led Waterloo to their first Clark Cup and Junior A Championship...Second in USHL in scoring and goals...**Other:** Captain of 2004 USA Hockey Junior Select Team, which won the silver medal at the Viking Cup...**2002-03:** USHL Rookie of the Year, named to USHL's All-Rookie Team and a First Team All-USHL selection...First on team in goals (also led USHL), points and shots (227)...**Playoffs:** T-1st on team, T-4th overall among all players in goals.

**Personal:** "Pavs" likes Kenny Chesney (musicians); old sports movies (movies); "Prison Break" and "Lost" (television shows); St. Louis Blues (NHL team while growing up); St. Paul, Minn. (NHL road city); Green Bay Packers and the University of Wisconsin (pro and college teams); Aldo's, Taiwan and Sienna Bistro (San Jose restaurants); Midwest (vacation spot); nhl.com (web site); all kinds (food); "Big Buck Hunter" (video game); Tiger Woods (pro athlete)...likes to golf and hunt for birds...owns a Chocolate lab (Lucy)...first job: helping his father's business (Pavelski Painting and Wallpaper)...hockey idol is Brett Hull...focuses on routines (like taping sticks) before games to visualize...hates whining...memorable NHL moment: scoring the game-winning overtime goal in Game 5 of the 2008 Western Conference Semifinals...held first Joe Pavelski Charity Golf Tournament and Cookout this summer to benefit Portage (Wisc.) County Youth On Ice and the Joe Pavelski Scholarship Fund...involved with Operation Homefront, which provides assistance to American military troops and their families...would've wanted to meet golfing legend Byron Nelson...part owner of the North American Hockey League's Janesville Jets...started skating at four and playing hockey at six...his Graf skates are a size 9.25...oldest piece of protective equipment is his 3-year-old elbow pads.

PLAYERS

CAREER STATISTICS

PLAYOFFS

| Season  | Club              | League     | GP  | G  | A  | PTS | PIM | GP | G | A | PTS | PIM |
|---------|-------------------|------------|-----|----|----|-----|-----|----|---|---|-----|-----|
| 2002-03 | Waterloo          | USHL       | 60  | 36 | 33 | 69  | 32  | 7  | 5 | 7 | 12  | 8   |
| 2003-04 | Waterloo          | USHL       | 54  | 21 | 31 | 52  | 58  | 12 | 6 | 6 | 12  | 10  |
|         | United States     | Viking Cup | 6   | 4  | 4  | 8   | N/A | -  | - | - | -   | -   |
| 2004-05 | Wisconsin         | WCHA       | 40  | 16 | 29 | 45  | 24  | 1  | 0 | 0 | 0   | 2   |
| 2005-06 | Wisconsin         | WCHA       | 43  | 23 | 33 | 56  | 34  | -  | - | - | -   | -   |
| 2006-07 | San Jose          | NHL        | 46  | 14 | 14 | 28  | 18  | 6  | 1 | 0 | 1   | 0   |
|         | Worcester         | AHL        | 16  | 8  | 18 | 26  | 8   | -  | - | - | -   | -   |
| 2007-08 | San Jose          | NHL        | 82  | 19 | 21 | 40  | 28  | 13 | 5 | 4 | 9   | 0   |
| 2008-09 | San Jose          | NHL        | 80  | 25 | 34 | 59  | 46  | 6  | 0 | 1 | 1   | 9   |
|         | United States     | World Ch.  | 5   | 1  | 1  | 2   | 0   | -  | - | - | -   | -   |
|         | Sharks/NHL Totals |            | 208 | 58 | 69 | 127 | 92  | 25 | 6 | 5 | 11  | 9   |

Selected by San Jose in the 2003 NHL Entry Draft (7th round, 205th overall).



## DEVIN SETOGUCHI

Shoots: Right    Height/Weight: 6-foot, 200 pounds  
 Born: 1/1/87 in Taber, Alberta  
 Hometown: Taber, Alberta

Selected by San Jose in the 2005 NHL Entry Draft (1st round, 8th overall).

**16 RIGHT WING**

PLAYERS

**2008-09:** Registered 19 multi-point games...Third on team in points, T-27th in the League in goals... Had 12 points in his last 13 games (six goals, six assists)...Scored 30th goal on March 26 vs. Nashville...Tied his single game career high for plus/minus (plus-) on March 21 vs. Dallas...Had a team high seven hits on Feb. 7 at Columbus... Named to the Sophomore Team for the YoungStars Game presented by Upper Deck (scored one goal)... Tied his career high with three points (a goal and two assists) on Jan. 9 at Edmonton...Missed Dec. 29 game at Dallas due to death in the family...Had a career-high seven-game point streak (13) from Nov. 11-28...Tied a franchise record with 10 shots vs. Nashville on Nov. 11 and posted three points (two goals and an assist)...Scored game-tying goal that sent the game to overtime with 4:44 left on Oct. 18 vs. Philadelphia...Scored goals in the first two games of the season...**Playoffs:** Scored his first goal in Game 5 of the WCQF vs. Anaheim on April 25 and had an assist in Game 3 on April 21.

**Career 2007-08:** Despite only playing in 44 games, was T-13th among NHL rookies in goals...Posted two goals, including the game-winner, on Feb. 29 at Detroit...First Sharks player to score two goals (Marty Turco) in his NHL debut at Dallas on Oct. 29 (11th to post one goal)...**Playoffs:** Scored his first postseason goal in Game 7 of the WCQF vs. Calgary on April 22...Made NHL postseason debut and tallied an assist in Game 4 of the WCQF at Calgary on April 15...**2006-07:** 11th among WHL goal scoring leaders and T-1st in league in shorthanded goals (six)... T-10th in the league in game-winning goals (six)... Led team in points and goals...Named Player of the Month for February (22 points — 11 goals and 11 assists) in 14 games...WHL Performer of the Week for Feb. 8, where he scored three goals and nine points in four games...Selected for 2006 National Junior Team Development Camp in Calgary in July, but was unable to participate due to injury...Traded to the Prince George Cougars prior to the season...**Playoffs:** Tied for the League lead in goals and game-winning goals (four), T-3rd in points and T-10th in assists...**2005-06:** WHL Player of the Week for Nov. 7-13...Alternate captain for Saskatoon (WHL) led the Blades in goals and points (seventh in WHL) and was second in assists...Represented

### NHL CAREER HIGHLIGHTS

**First NHL game** — Oct. 29, 2007 at Dallas  
**First NHL goal** — Oct. 29, 2007 at Dallas (Marty Turco)  
**First NHL assist** — Nov. 2, 2007 vs. Los Angeles  
**Most points, game** — 3, 2 times, most recent, Jan. 9, 2009 at Edmonton  
**Most goals, game** — 2, 6 times, most recent, March 25, 2009 at Chicago  
**Most assists, game** — 2, 5 times, most recent, March 28, 2009 vs. Phoenix  
**Most consecutive games, point** — 7, Nov. 11, 2009 vs. Nashville thru Nov. 28, 2009 at Dallas  
**Most consecutive games, goal** — 4, 2 times, most recent, March 21, 2009 vs. Dallas thru March 26, 2009 at Nashville  
**Most consecutive games, assist** — 7, Nov. 11, 2009 vs. Nashville thru Nov. 28, 2009 at Dallas  
**Most consecutive games played** — \*45, Dec. 31, 2008 at Minnesota thru April 11, 2009 at Los Angeles  
 \* — streak intact entering 2009-10 season  
**Best plus/minus** — +3, 2 times, most recent, March 21, 2009 vs. Dallas  
**100th NHL game** — Feb. 21, 2009 vs. Atlanta  
**YoungStars Game** — 2009

the WHL in the CHL-Russia Challenge...**Playoffs:** Fourth in the WHL in goals and 19th in points...**2004-05:** Fourth on Saskatoon and T-22nd in the WHL in scoring...Second on the team and T-9th in the league in goals...Third on the team with eight power play goals...Fifth on the team in plus/minus (plus-20)...Won the "Hardest Shot" competition (96 mph) at the 2005 CHL Top Prospects Skills Showcase... Won a silver medal with Team Canada at the 2005 IIHF Under-18 World Championships...**2003-04:** Fourth on the team, first among team rookies and 14th among league rookies in points...T-3rd on the team in goals and fourth in power play goals (seven)...Won a gold medal with Canada's Under-18 summer team at the 2004 Junior World Cup...Won a silver medal with Team Pacific as team captain at the 2004 World Under-17 Hockey Challenge.

**Personal:** "Seto" and "Gucci" lists these favorites: Swedish House Mafia (musicians); "Slap Shot" (movie); "Entourage" (television show); Brad Pitt and Rachel McAdams (actor/actress); Philadelphia Flyers (NHL team while growing up); New York City (NHL road city); Boston College (pro/college sports team);



**CAREER VS. NHL**

|               | GP         | G         | A         | PTS       | PIM       |
|---------------|------------|-----------|-----------|-----------|-----------|
| ANA           | 12         | 2         | 1         | 3         | 2         |
| ATL           | 1          | 0         | 1         | 1         | 0         |
| BOS           | 1          | 0         | 1         | 1         | 2         |
| BUF           | 2          | 1         | 0         | 1         | 0         |
| CGY           | 5          | 0         | 2         | 2         | 0         |
| CAR           | 1          | 0         | 0         | 0         | 0         |
| CHI           | 6          | 3         | 3         | 6         | 0         |
| COL           | 6          | 3         | 0         | 3         | 2         |
| CBJ           | 4          | 2         | 2         | 4         | 0         |
| DAL           | 12         | 6         | 4         | 10        | 0         |
| DET           | 6          | 3         | 2         | 5         | 0         |
| EDM           | 6          | 1         | 3         | 4         | 2         |
| FLA           | 1          | 0         | 0         | 0         | 0         |
| LA            | 11         | 2         | 3         | 5         | 10        |
| MIN           | 7          | 1         | 0         | 1         | 0         |
| MTL           | 2          | 0         | 1         | 1         | 0         |
| NSH           | 5          | 4         | 4         | 8         | 2         |
| NJ            | 1          | 1         | 0         | 1         | 2         |
| NYI           | 1          | 0         | 0         | 0         | 2         |
| NYR           | 1          | 0         | 1         | 1         | 0         |
| OTT           | 2          | 0         | 0         | 0         | 0         |
| PHI           | 2          | 2         | 1         | 3         | 0         |
| PHO           | 12         | 4         | 3         | 7         | 5         |
| PIT           | 2          | 0         | 0         | 0         | 0         |
| SJ            | -          | -         | -         | -         | -         |
| STL           | 7          | 1         | 3         | 4         | 0         |
| TB            | 2          | 2         | 1         | 3         | 0         |
| TOR           | 1          | 1         | 1         | 2         | 0         |
| VAN           | 5          | 2         | 2         | 4         | 2         |
| WAS           | 1          | 1         | 1         | 2         | 2         |
| <b>TOTALS</b> | <b>125</b> | <b>42</b> | <b>40</b> | <b>82</b> | <b>33</b> |

Forbes Mill (Bay Area restaurant); Davos, Switzerland (vacation spot); nhl.com (web site); sushi (food); FIFA 09 (video game); Christmas (holiday); Roger Federer (professional athlete)...one of his summer activities this year was flying with the U.S. Navy's Blue Angels before the Salinas (Calif.) Air Show. Is the second Sharks player (Teemu Selanne) to fly with them... lists golf as his hobby...Bobby Orr was his hockey idol...first job was working on the farm...first game is his memorable Sharks moment...puts his left side on first...hates slow drivers...started skating and playing hockey at four...wears size nine Bauer Vapor X-60 skates...oldest piece of protective equipment he wears is his 5-year-old elbow pads.



PLAYERS

**CAREER STATISTICS**

| Season  | Club                     | League      | GP         | G         | A         | PTS       | PIM       | GP        | G        | A        | PTS      | PIM      |
|---------|--------------------------|-------------|------------|-----------|-----------|-----------|-----------|-----------|----------|----------|----------|----------|
| 2003-04 | Saskatoon                | WHL         | 66         | 13        | 18        | 31        | 53        | -         | -        | -        | -        | -        |
|         | Pacific                  | World U-17  | 5          | 4         | 5         | 9         | 14        | -         | -        | -        | -        | -        |
|         | Canada                   | Jr. WC U-18 | 5          | 0         | 4         | 4         | 6         | -         | -        | -        | -        | -        |
| 2004-05 | Saskatoon                | WHL         | 69         | 33        | 31        | 64        | 34        | 4         | 0        | 1        | 1        | 0        |
|         | Canada                   | World U-18  | 6          | 4         | 2         | 6         | 6         | -         | -        | -        | -        | -        |
| 2005-06 | Saskatoon                | WHL         | 65         | 36        | 47        | 83        | 69        | 10        | 8        | 4        | 12       | 8        |
| 2006-07 | Prince George            | WHL         | 55         | 36        | 29        | 65        | 55        | 15        | 11       | 10       | 21       | 24       |
| 2007-08 | San Jose                 | NHL         | 44         | 11        | 6         | 17        | 8         | 9         | 1        | 1        | 2        | 2        |
| 2008-09 | San Jose                 | NHL         | 81         | 31        | 34        | 65        | 25        | 6         | 1        | 2        | 3        | 2        |
|         | <b>Sharks/NHL Totals</b> |             | <b>125</b> | <b>42</b> | <b>40</b> | <b>82</b> | <b>33</b> | <b>15</b> | <b>2</b> | <b>3</b> | <b>5</b> | <b>4</b> |

Selected by San Jose in the 2005 NHL Entry Draft (1st round, 8th overall).

**PLAYOFFS**



# JODY SHELLEY

Shoots: Left      Height/Weight: 6-foot-3, 230 pounds  
 Born: 2/7/76 in Thompson, Manitoba  
 Hometown: Columbus, Ohio

Acquired by San Jose from Columbus in exchange for a sixth round selection in the 2009 NHL Entry Draft on Jan. 29, 2008.

## 45 LEFT WING

PLAYERS

**2008-09:** Led team with 16 fighting majors and in PIM...Sixth on team in hits (125)...Scored his second goal on March 28 vs. Phoenix...Missed six games with lower body injury (Feb. 10-19)...Missed five games due to upper body injury (Jan. 3-13)...Posted assist on Dec. 6 vs. Edmonton...Posted first point of the season (assist) vs. Detroit on Oct. 30...Had a team-high five hits vs. Columbus on Oct. 14...  
**Playoffs:** Appeared in one game.

**Career 2007-08:** Set Sharks single-game franchise high with 41 PIM on April 6 at Dallas...Scored first goal as a Shark on March 3 vs. Montreal...Had seven fighting majors with the Sharks and six with the Blue Jackets (13 total)...Earned first fighting major as a Shark, seventh of the season, against Nashville's Darcy Hordichuk on Feb. 9...Registered first point with the Sharks (assist) vs. his former team Columbus on Feb. 8...Made Sharks debut as part of the starting lineup on Feb. 2 vs. Chicago...Traded to the Sharks from Columbus on Jan. 29 for a sixth round selection in the 2009 NHL Entry Draft...  
**2006-07:** Second on Columbus in PIM...Netted his first goal of the season on Feb. 25 vs. Nashville...Had season-high 17 PIM twice (Feb. 22 vs. Edmonton and Oct. 28 at New Jersey)...  
**2005-06:** Led Columbus in penalty minutes (fourth in NHL) and ranked second (tied) in games played...Set career highs in assists and points and matched his career high in goals...Had a season-high 20 PIM Jan. 11 vs. Pittsburgh...Set his career high with two assists on Nov. 26 vs. St. Louis...Played in his 200th NHL game on Oct. 12 vs. San Jose...Scored his first career game-winning goal on Oct. 9 at Chicago...  
**2004-05:** Played with JYP Jyvaskyla in Finland...  
**2003-04:** Fourth in the NHL in penalty minutes and second in majors (30)...Tied career high in goals...Notched first multi-goal game of his NHL career with a pair on Nov. 9 vs. Calgary...  
**2002-03:** Led the NHL in penalty minutes...Set Columbus team record with 29 PIM on Feb. 21 at San Jose...Registered first multi-point game of his NHL career (goal and assist) Dec. 14 at Detroit...  
**2001-02:** Ranked 10th in the NHL, second among rookies, in penalty minutes...Led team in plus/minus (plus-1)...Began season in Syracuse...Played two games with Blue Jackets on Oct. 25 and Oct. 27 before returning to club for balance of season on Dec. 10...  
**2000-01:**

## NHL CAREER HIGHLIGHTS

**First NHL game** — Feb. 17, 2001 vs. Pittsburgh (with Columbus)  
**First NHL goal** — Dec. 15, 2001 at Los Angeles (with Columbus — Felix Potvin)  
**First NHL assist** — Jan. 24, 2002 vs. San Jose (with Columbus)  
**Most points, game** — 2, 3 times, most recent, Nov. 26, 2005 vs. St. Louis (with Columbus)  
**Most goals, game** — 2, Nov. 9, 2003 vs. Calgary (with Columbus)  
**Most assists, game** — 2, Nov. 26, 2005 vs. St. Louis (with Columbus)  
**Most consecutive games, point** — 2, Jan. 21, 2002 vs. Dallas thru Jan. 24, 2002 vs. San Jose (with Columbus)  
**Most consecutive games, goal** — 1, 14 times, most recent, March 28, 2009 vs. Phoenix (with San Jose)  
**Most consecutive games, assist** — 1, 26 times, most recent, Dec. 6, 2009 vs. Edmonton (with San Jose)  
**Most consecutive games played** — 80, Nov. 3, 2005 at Calgary thru Nov. 3, 2006 vs. Calgary  
**Best plus/minus** — +1, numerous times  
**400th NHL game** — March 14, 2008 vs. St. Louis (with San Jose)  
**1100th NHL penalty minute** — April 6, 2008 at Dallas (with San Jose)

Made NHL debut on Feb. 17 vs. Pittsburgh, collecting 10 PIM...Led American Hockey League in PIM and established Syracuse team record...  
**1999-00:** Split season with Saint John (AHL) and Johnstown (ECHL)...  
**1998-99:** Registered career high in goals and points in 52 games with Johnstown along with 325 PIM...Scoreless in eight games with Saint John...  
**1997-98:** Made professional debut with Saint John...Played 19 games at Dalhousie University, notching 17 points along with 145 PIM.

**Personal:** Favorites include: "Braveheart" (movie); "Entourage" (television show); Russell Crowe and Charlize Theron (actor and actress); Edmonton Oilers (NHL team while growing up); New York City (NHL road city); New England Patriots (professional sports team); Aldo's (Bay Area restaurant); Yarmouth, Nova Scotia (vacation spot — "The boys are there"); apple.com/itunes (web site); Big Mac (food); Thanksgiving (holiday); Tiger Woods (professional athlete)...owns a dog (Elly Shelley) and a cat (Lexi





## CAREER VS. NHL

| TEAM       | OVERALL    |           |           |           |             | WITH SAN JOSE |          |          |           |            |
|------------|------------|-----------|-----------|-----------|-------------|---------------|----------|----------|-----------|------------|
|            | GP         | G         | A         | PTS       | PIM         | GP            | G        | A        | PTS       | PIM        |
| ANA        | 26         | 0         | 2         | 2         | 61          | 8             | 0        | 0        | 0         | 26         |
| ATL        | 8          | 0         | 1         | 1         | 22          | 1             | 0        | 0        | 0         | 5          |
| BOS        | 5          | 0         | 0         | 0         | 14          | -             | -        | -        | -         | -          |
| BUF        | 5          | 0         | 0         | 0         | 16          | -             | -        | -        | -         | -          |
| CGY        | 23         | 2         | 1         | 3         | 88          | 4             | 0        | 1        | 1         | 4          |
| CAR        | 6          | 0         | 0         | 0         | 8           | 1             | 0        | 0        | 0         | 0          |
| CHI        | 36         | 2         | 4         | 6         | 82          | 6             | 0        | 0        | 0         | 0          |
| COL        | 24         | 0         | 1         | 1         | 37          | 5             | 0        | 0        | 0         | 2          |
| CBJ        | 6          | 0         | 1         | 1         | 5           | 6             | 0        | 1        | 1         | 5          |
| DAL        | 28         | 1         | 0         | 1         | 68          | 8             | 0        | 0        | 0         | 45         |
| DET        | 32         | 1         | 2         | 3         | 25          | 5             | 0        | 1        | 1         | 2          |
| EDM        | 21         | 0         | 1         | 1         | 52          | 4             | 0        | 1        | 1         | 6          |
| FLA        | 5          | 0         | 0         | 0         | 12          | 1             | 0        | 0        | 0         | 2          |
| LA         | 29         | 2         | 2         | 4         | 69          | 8             | 0        | 1        | 1         | 19         |
| MIN        | 26         | 0         | 1         | 1         | 97          | 6             | 0        | 1        | 1         | 12         |
| MTL        | 6          | 1         | 0         | 1         | 11          | 2             | 1        | 0        | 1         | 5          |
| NSH        | 33         | 2         | 0         | 2         | 106         | 6             | 1        | 0        | 1         | 19         |
| NJ         | 7          | 0         | 0         | 0         | 37          | 1             | 0        | 0        | 0         | 0          |
| NYI        | 7          | 0         | 2         | 2         | 28          | 1             | 0        | 1        | 1         | 4          |
| NYR        | 9          | 1         | 0         | 1         | 51          | 2             | 0        | 0        | 0         | 0          |
| OTT        | 6          | 0         | 0         | 0         | 20          | 2             | 0        | 0        | 0         | 0          |
| PHI        | 6          | 0         | 0         | 0         | 16          | 3             | 0        | 0        | 0         | 12         |
| PHO        | 26         | 1         | 1         | 2         | 30          | 8             | 1        | 0        | 1         | 7          |
| PIT        | 9          | 0         | 1         | 1         | 42          | 2             | 0        | 1        | 1         | 7          |
| SJ         | 21         | 0         | 1         | 1         | 65          | -             | -        | -        | -         | -          |
| STL        | 35         | 0         | 3         | 3         | 79          | 5             | 0        | 0        | 0         | 14         |
| TB         | 5          | 0         | 0         | 0         | 0           | 1             | 0        | 0        | 0         | 0          |
| TOR        | 5          | 0         | 0         | 0         | 12          | 1             | 0        | 0        | 0         | 2          |
| VAN        | 21         | 0         | 2         | 2         | 67          | 3             | 0        | 0        | 0         | 4          |
| WAS        | 5          | 1         | 0         | 1         | 12          | 1             | 0        | 0        | 0         | 5          |
| <b>TTL</b> | <b>481</b> | <b>14</b> | <b>26</b> | <b>40</b> | <b>1232</b> | <b>101</b>    | <b>3</b> | <b>8</b> | <b>11</b> | <b>207</b> |

Shelley)...likes to play golf...first game is his memorable NHL moment...first job was shoveling snow...hockey idol is Wayne Gretzky...hidden talent ("Probably")...started skating and playing hockey when he was four...wears Bauer Vapor XXXX size 11 skates...oldest piece of protective equipment is his shin pads (5-years old).



PLAYERS

## CAREER STATISTICS

## PLAYOFFS

| Season         | Club                 | League     | GP         | G         | A         | PTS       | PIM         | GP       | G        | A        | PTS      | PIM      |
|----------------|----------------------|------------|------------|-----------|-----------|-----------|-------------|----------|----------|----------|----------|----------|
| 1994-95        | Halifax              | QMJHL      | 72         | 10        | 12        | 22        | 194         | 7        | 0        | 1        | 1        | 12       |
| 1995-96        | Halifax              | QMJHL      | 50         | 13        | 19        | 32        | 319         | -        | -        | -        | -        | -        |
| 1996-97        | Halifax              | QMJHL      | 59         | 25        | 19        | 44        | 420         | -        | -        | -        | -        | -        |
| 1997-98        | Dalhousie            | AJAA       | 19         | 6         | 11        | 17        | 145         | -        | -        | -        | -        | -        |
|                | Saint-John           | AHL        | 18         | 1         | 1         | 2         | 50          | -        | -        | -        | -        | -        |
| 1998-99        | Saint-John           | AHL        | 8          | 0         | 0         | 0         | 46          | -        | -        | -        | -        | -        |
|                | Johnstown            | ECHL       | 52         | 12        | 17        | 29        | 325         | -        | -        | -        | -        | -        |
| 1999-00        | Johnstown            | ECHL       | 36         | 9         | 17        | 26        | 256         | -        | -        | -        | -        | -        |
|                | Saint-John           | AHL        | 22         | 1         | 4         | 5         | 93          | 3        | 0        | 0        | 0        | 2        |
| 2000-01        | Syracuse             | AHL        | 69         | 1         | 7         | 8         | 357         | 5        | 0        | 0        | 0        | 21       |
|                | Columbus             | NHL        | 1          | 0         | 0         | 0         | 10          | -        | -        | -        | -        | -        |
| 2001-02        | Columbus             | NHL        | 52         | 3         | 3         | 6         | 206         | -        | -        | -        | -        | -        |
|                | Syracuse             | AHL        | 22         | 3         | 5         | 8         | 165         | -        | -        | -        | -        | -        |
| 2002-03        | Columbus             | NHL        | 68         | 1         | 4         | 5         | 249         | -        | -        | -        | -        | -        |
| 2003-04        | Columbus             | NHL        | 76         | 3         | 3         | 6         | 228         | -        | -        | -        | -        | -        |
| 2004-05        | JYP Jyvaskyla        | Finland    | 11         | 0         | 1         | 1         | 20          | -        | -        | -        | -        | -        |
| 2005-06        | Columbus             | NHL        | 80         | 3         | 7         | 10        | 163         | -        | -        | -        | -        | -        |
| 2006-07        | Columbus             | NHL        | 72         | 1         | 1         | 2         | 125         | -        | -        | -        | -        | -        |
| <b>2007-08</b> | <b>San Jose</b>      | <b>NHL</b> | <b>31</b>  | <b>1</b>  | <b>6</b>  | <b>7</b>  | <b>91</b>   | <b>6</b> | <b>0</b> | <b>0</b> | <b>0</b> | <b>2</b> |
|                | Columbus             | NHL        | 31         | 0         | 0         | 0         | 44          | -        | -        | -        | -        | -        |
| <b>2008-09</b> | <b>San Jose</b>      | <b>NHL</b> | <b>70</b>  | <b>2</b>  | <b>2</b>  | <b>4</b>  | <b>116</b>  | <b>1</b> | <b>0</b> | <b>0</b> | <b>0</b> | <b>0</b> |
|                | <b>Sharks Totals</b> |            | <b>101</b> | <b>3</b>  | <b>8</b>  | <b>11</b> | <b>207</b>  | <b>7</b> | <b>0</b> | <b>0</b> | <b>0</b> | <b>2</b> |
|                | <b>NHL Totals</b>    |            | <b>481</b> | <b>14</b> | <b>26</b> | <b>40</b> | <b>1232</b> | <b>7</b> | <b>0</b> | <b>0</b> | <b>0</b> | <b>2</b> |

Signed by Calgary as a free agent on Sept. 1, 1998. Signed by Columbus as a free agent on Jan. 31, 2001. Acquired by San Jose from Columbus in exchange for a sixth round selection in the 2009 NHL Entry Draft on Jan. 29, 2008.



## BRAD STAUBITZ

Shoots: Right    Height/Weight: 6-foot-1, 215 pounds  
 Born: 7/28/84 in Edmonton, Alberta  
 Hometown: Edmonton, Alberta

Signed by San Jose as a free agent on Sept. 19, 2005.

**59 CENTER**

PLAYERS

**2008-09:** Fourth on San Jose in PIM in only 35 games...Named No. 3 star on March 19 vs. Nashville as he registered three shots, two hits and a fighting major (Jordin Tootoo)...Scored his first career goal on Jan. 9 vs. Edmonton and had nine penalty minutes...Registered first career point (an assist) on Nov. 17 at Nashville...Made NHL debut on Oct. 17 at Anaheim, picking up a fighting major in his first NHL shift (Nathan McIver)...Had five assists and 130 PIM in 38 games for Worcester (AHL)...**Playoffs:** Missed first two games of AHL playoffs due to suspension.

**Career 2007-08:** Second on Worcester in PIM... Split time between forward and defense...Had a "Gordie Howe Hat Trick" with a goal, two assists and a fight on March 14 at Lowell...**2006-07:** Second on Worcester in PIM and first in PIM per game (2.69)... Scored his first professional goal on Jan. 24 vs. Houston playing as a forward...**Playoffs:** Third on team in PIM...**2005-06:** Led Cleveland (AHL) and

### NHL CAREER HIGHLIGHTS

**First NHL game** — Oct. 17, 2008 at Anaheim  
**First NHL goal** — Jan. 9, 2009 at Edmonton (Dwayne Roloson)  
**First NHL assist** — Nov. 17, 2008 at Nashville  
**Most points, game** — 1, 3 times, most recent, Jan. 13, 2009 vs. Tampa Bay  
**Most goals, game** — 1, Jan. 9, 2009 at Edmonton  
**Most assists, game** — 1, 2 times, most recent, Jan. 13, 2009 vs. Tampa Bay  
**Most consecutive games, point** — 1, 3 times, most recent, Jan. 13, 2009 vs. Tampa Bay  
**Most consecutive games, goal** — 1, Jan. 9, 2009 at Edmonton  
**Most consecutive games, assist** — 1, 2 times, most recent, Jan. 13, 2009 vs. Tampa Bay  
**Most consecutive games played** — 18, March 3, 2009 vs. Dallas through April 5, 2009 at Anaheim  
**Best plus/minus** — +1, 3 times, most recent, Jan. 13, 2009 vs. Tampa Bay





**CAREER VS. NHL**

|               | GP        | G        | A        | PTS      | PIM       |
|---------------|-----------|----------|----------|----------|-----------|
| ANA           | 4         | 0        | 0        | 0        | 5         |
| ATL           | -         | -        | -        | -        | -         |
| BOS           | -         | -        | -        | -        | -         |
| BUF           | -         | -        | -        | -        | -         |
| CGY           | 4         | 0        | 0        | 0        | 8         |
| CAR           | -         | -        | -        | -        | -         |
| CHI           | 2         | 0        | 0        | 0        | 2         |
| COL           | 1         | 0        | 0        | 0        | 2         |
| CBJ           | -         | -        | -        | -        | -         |
| DAL           | 3         | 0        | 0        | 0        | 7         |
| DET           | 1         | 0        | 0        | 0        | 2         |
| EDM           | 3         | 1        | 0        | 1        | 13        |
| FLA           | -         | -        | -        | -        | -         |
| LA            | 2         | 0        | 0        | 0        | 5         |
| MIN           | 2         | 0        | 0        | 0        | 2         |
| MTL           | -         | -        | -        | -        | -         |
| NSH           | 4         | 0        | 1        | 1        | 12        |
| NJ            | -         | -        | -        | -        | -         |
| NYI           | -         | -        | -        | -        | -         |
| NYR           | -         | -        | -        | -        | -         |
| OTT           | -         | -        | -        | -        | -         |
| PHI           | 2         | 0        | 0        | 0        | 0         |
| PHO           | 3         | 0        | 0        | 0        | 12        |
| PIT           | -         | -        | -        | -        | -         |
| SJ            | -         | -        | -        | -        | -         |
| STL           | 1         | 0        | 0        | 0        | 2         |
| TB            | 1         | 0        | 1        | 1        | 0         |
| TOR           | -         | -        | -        | -        | -         |
| VAN           | 2         | 0        | 0        | 0        | 4         |
| WAS           | -         | -        | -        | -        | -         |
| <b>TOTALS</b> | <b>35</b> | <b>1</b> | <b>2</b> | <b>3</b> | <b>76</b> |



PLAYERS

was fourth among league rookies in PIM...Registered his first professional point with an assist on Nov. 13 vs. Rochester...Made his professional debut on Oct. 8 vs. Rochester...Assigned to Cleveland from San Jose on Sept. 21...**2004-05:** Split the season between Sault-St. Marie and Ottawa (OHL), combining for career highs in points (26 — T-28th amongst all OHL defensemen), goals, assists, PIM (T-9th in OHL) and games...**Playoffs:** Led all defensemen in points, assists and PIM...Overall, was T-3rd in assists, T-2nd in power play assists (nine) and T-10th in points...**2003-04:** Among team leaders: T-6th in assists, eighth in points, second in PIM and fourth in plus/minus (plus-5)...**2002-03:** Fourth on the team in PIM...His even plus/minus rating was T-4th on the team...**2001-02:** Completed rookie season with three assists and 46 PIM in 45 games.

**Personal:** "Bitz" lists as his favorites: country and the Zac Brown Band (music/musicians); "Seinfeld" (television show); Jay Leno (TV/movie personality); Chicago (NHL road city); The Ohio State University (pro/college team); Aruba (vacation spot); sushi and steak (food); "Tiger Woods PGA 10" (video game); Canada Day (July 1 — holiday)...owns a dog...likes to fish...first job was delivering pizza...memorable NHL moment was his first game and goal...hockey idol is former NHLer Denny Lambert...superstition is to knock on wood...hates littering...started skating and playing hockey when he was two...wears the Bauer Vapor XXXX (size 10.25)...oldest piece of equipment he uses is his shin pads.

**CAREER STATISTICS**

| Season         | Club                     | League     | GP        | G        | A        | PTS      | PIM       |
|----------------|--------------------------|------------|-----------|----------|----------|----------|-----------|
| 2001-02        | Sault-St. Marie          | OHL        | 45        | 0        | 3        | 3        | 46        |
| 2002-03        | Sault-St. Marie          | OHL        | 55        | 2        | 6        | 8        | 116       |
| 2003-04        | Sault-St. Marie          | OHL        | 66        | 6        | 18       | 24       | 140       |
| 2004-05        | Sault-St. Marie          | OHL        | 40        | 2        | 11       | 13       | 101       |
|                | Ottawa                   | OHL        | 30        | 5        | 8        | 13       | 80        |
| 2005-06        | Cleveland                | AHL        | 71        | 0        | 6        | 6        | 245       |
| 2006-07        | Worcester                | AHL        | 51        | 1        | 4        | 5        | 137       |
| 2007-08        | Worcester                | AHL        | 73        | 6        | 14       | 20       | 195       |
| <b>2008-09</b> | <b>San Jose</b>          | <b>NHL</b> | <b>35</b> | <b>1</b> | <b>2</b> | <b>3</b> | <b>76</b> |
|                | Worcester                | AHL        | 38        | 0        | 5        | 5        | 130       |
|                | <b>Sharks/NHL Totals</b> |            | <b>35</b> | <b>1</b> | <b>2</b> | <b>3</b> | <b>76</b> |

**PLAYOFFS**

| GP | G | A  | PTS | PIM |
|----|---|----|-----|-----|
| 3  | 0 | 0  | 0   | 2   |
| 4  | 0 | 0  | 0   | 7   |
| -  | - | -  | -   | -   |
| -  | - | -  | -   | -   |
| 21 | 4 | 16 | 20  | 70  |
| -  | - | -  | -   | -   |
| -  | - | -  | -   | -   |
| 5  | 0 | 0  | 0   | 13  |
| -  | - | -  | -   | -   |
| -  | - | -  | -   | -   |
| 10 | 0 | 2  | 2   | 15  |
| -  | - | -  | -   | -   |

Signed by San Jose as a free agent on Sept. 19, 2005.

## JOE THORNTON

Shoots: Left      Height/Weight: 6-foot-4, 230 pounds  
 Born: 7/2/79 in London, Ontario  
 Hometown: St. Thomas, Ontario

Acquired by San Jose from Boston for Wayne Primeau, Brad Stuart and Marco Sturm on Nov. 30, 2005.



19 CENTER

**2008-09:** Among NHL leaders: seventh in assists (also led team)...11th in points...T-11th in power play points...Registered 26 multi-point games...Enters 2009-10 having not missed a game in San Jose, playing in a franchise record 304 consecutive games with the Sharks and 323 games overall dating back to his Boston days...Appeared in his 300th game as a Shark on April 4 vs. Anaheim...Played in his 300th consecutive NHL game on Feb. 25 at Detroit...Had a five-game point streak (10) from Feb. 13-21...Registered four assists on Feb. 13 at Buffalo...Played in his 800th career game at Colorado on Jan. 27...Made his sixth All-Star Game appearance on Jan. 25 and tied the game-high with three points (assists)...His two points at Vancouver on Jan. 10 gave him 351 points (80 goals and 271 assists) in 263 career games with the Sharks, surpassing Jeff Friesen (350) for third on the franchise's all-time points list...Recorded his 800th career point on Dec. 31 at Minnesota...Set the franchise with his 248th consecutive game played (247 — Vincent Damphousse) on Dec. 4 vs. Columbus...Tied a franchise record for most points in a period vs. Toronto on Dec. 2 with four points (goal and three assists) in the first. It marks the fifth time in franchise history that a player has had four points in a period as Thornton was the last one to accomplish it on March 25, 2008 at Phoenix....Tied the franchise record for consecutive games played (247 — Damphousse) on Dec. 2, 2008 which marked the three-year anniversary of his Sharks debut (Dec. 2, 2005 at Buffalo)...Had a seven-game point/assist streak (13, four goals and nine assists) from Nov. 11-28...**Playoffs:** Led team in points...Figured in on all three goals (goal and two assists) in a 3-2 overtime victory in Game 5 of the WCQF vs. Anaheim on April 25...Registered an assist on April 19 in Game 2 of the WCQF vs. Anaheim.

**Career 2007-08:** Named to the NHL Second All-Star Team...Sixth in the voting for the Hart Memorial Trophy...Fourth player to lead the NHL in assists in three straight seasons, tying Wayne Gretzky, Bobby Orr and Stan Mikita...Also fifth in points...Led Sharks in goals and power play goals (11)...Posted his eighth consecutive 20-goal season...12th among League forwards and led team in ice time (21:23)...Won the Sharks "PlayStation Three Stars of the Game" Award...NHL First Star of the Week for the

## NHL CAREER HIGHLIGHTS

- First NHL game** — Oct. 8, 1997 at Phoenix (with Boston)
- First NHL assist** — Jan. 25, 1998 at Washington (with Boston)
- First NHL goal** — Dec. 3, 1997 at Philadelphia (with Boston — Garth Snow)
- Most points, game** — 5, Dec. 28, 2001 at Florida (with Boston)
- Most goals, game** — 3, 3 times, most recent, March 25, 2008 at Phoenix (with San Jose)
- Most assists, game** — 5, Dec. 28, 2001 at Florida (with Boston)
- Most consecutive games, point** — 14, Nov. 19, 2005 thru Dec. 20, 2005
- Most consecutive games, goal** — 5, 2 times, most recent, Feb. 8 thru March 3, 2006
- Most consecutive games, assist** — 10, Nov. 26 thru Dec. 20, 2005
- Most consecutive games played** — \*323, Oct. 20, 2005 vs. Buffalo through April 6, 2008 at Dallas \* — streak intact entering 2009-10 season
- 100th NHL goal** — Jan. 26, 2002 vs. Florida (with Boston)
- 200th NHL goal** — Dec. 31, 2006 at Dallas (with San Jose)
- 500th NHL assist** — Feb. 17, 2008 at New York Rangers (with San Jose)
- 500th NHL point** — Feb. 12, 2006 at Phoenix (with San Jose)
- 800th NHL point** — Dec. 31, 2008 at Minnesota (with San Jose)
- 800th NHL game** — Jan. 27, 2009 at Colorado (with San Jose)
- Art Ross Trophy** — 2006
- Hart Memorial Trophy** — 2006
- First Team NHL All-Star** — 2006
- Second Team NHL All-Star** — 2008, 2003
- All-Star Teams** — 2002, 2003, 2004, 2007, 2008, 2009
- Olympics** — Team Canada (2006)
- World Championships** — Team Canada (2001, 2005)
- World Cup** — Team Canada (2004)
- "Sharks Player of the Year"** — 2006-07, 2005-06
- "Sharks Player of the Month"** — Dec. 2008, Feb. 2007, Dec. 2006, Dec. 2005, April 2006
- PlayStation "Three Stars of the Year" Award** — 2007, 2008
- NHL Player of the Month** — March 2007 (2nd Star)
- NHL Offensive Player of the Week (w/Sharks)** — March 24-30, 2008 (1st Star), March 3-9, 2008 (3rd Star), March 12-18, 2007 (1st Star), Jan. 2-8, 2007 (3rd Star), April 10-16, 2006 and Dec. 5-Dec. 11, 2005



CAREER VS. NHL

| TEAM   | OVERALL |     |     |     | WITH SAN JOSE |     |    |     |     |     |
|--------|---------|-----|-----|-----|---------------|-----|----|-----|-----|-----|
|        | GP      | G   | A   | PTS | PIM           | GP  | G  | A   | PTS | PIM |
| ANA    | 40      | 11  | 24  | 35  | 35            | 29  | 6  | 21  | 27  | 25  |
| ATL    | 20      | 8   | 17  | 25  | 39            | 3   | 2  | 4   | 6   | 2   |
| BOS    | 3       | 1   | 1   | 2   | 15            | 3   | 1  | 1   | 2   | 15  |
| BUF    | 38      | 8   | 24  | 32  | 84            | 3   | 0  | 6   | 6   | 4   |
| CGY    | 23      | 5   | 18  | 23  | 21            | 14  | 2  | 11  | 13  | 14  |
| CAR    | 30      | 8   | 15  | 23  | 50            | 3   | 2  | 4   | 6   | 0   |
| CHI    | 26      | 9   | 24  | 33  | 24            | 14  | 6  | 18  | 24  | 2   |
| COL    | 25      | 12  | 19  | 31  | 10            | 15  | 9  | 12  | 21  | 2   |
| CBJ    | 19      | 7   | 20  | 27  | 30            | 14  | 5  | 13  | 18  | 4   |
| DAL    | 38      | 12  | 26  | 38  | 39            | 27  | 9  | 22  | 31  | 27  |
| DET    | 23      | 5   | 12  | 17  | 28            | 14  | 1  | 10  | 11  | 20  |
| EDM    | 25      | 7   | 12  | 19  | 20            | 15  | 6  | 8   | 14  | 4   |
| FLA    | 28      | 8   | 18  | 26  | 14            | 3   | 2  | 2   | 4   | 0   |
| LA     | 38      | 9   | 34  | 43  | 45            | 29  | 8  | 26  | 34  | 32  |
| MIN    | 19      | 4   | 12  | 16  | 12            | 14  | 4  | 10  | 14  | 4   |
| MTL    | 38      | 11  | 18  | 29  | 35            | 3   | 3  | 3   | 6   | 0   |
| NSH    | 24      | 6   | 27  | 33  | 27            | 13  | 0  | 20  | 20  | 15  |
| NJ     | 30      | 14  | 20  | 34  | 34            | 3   | 1  | 2   | 3   | 6   |
| NYI    | 30      | 9   | 13  | 22  | 25            | 3   | 1  | 2   | 3   | 2   |
| NVR    | 27      | 9   | 20  | 29  | 29            | 3   | 0  | 3   | 3   | 2   |
| OTT    | 38      | 13  | 20  | 33  | 41            | 3   | 0  | 3   | 3   | 0   |
| PHI    | 28      | 9   | 12  | 21  | 15            | 4   | 0  | 5   | 5   | 4   |
| PHO    | 39      | 15  | 31  | 46  | 20            | 29  | 14 | 27  | 41  | 14  |
| PIT    | 33      | 14  | 29  | 43  | 10            | 4   | 0  | 4   | 4   | 0   |
| SJ     | 10      | 1   | 6   | 7   | 18            | —   | —  | —   | —   | —   |
| STL    | 25      | 6   | 24  | 30  | 14            | 15  | 2  | 21  | 23  | 4   |
| TB     | 29      | 15  | 17  | 32  | 16            | 4   | 3  | 4   | 7   | 0   |
| TOR    | 35      | 9   | 18  | 27  | 25            | 3   | 1  | 7   | 8   | 0   |
| VAN    | 26      | 9   | 27  | 36  | 23            | 14  | 6  | 21  | 27  | 10  |
| WAS    | 29      | 11  | 19  | 30  | 33            | 3   | 2  | 2   | 4   | 4   |
| TOTALS | 836     | 265 | 577 | 842 | 831           | 304 | 96 | 292 | 388 | 214 |



PLAYERS

POINT MAN

Since Dec. 1, 2005, Joe Thornton has been the National Hockey League's top points producer.

| PLAYER                    | GP  | G   | A   | PTS |
|---------------------------|-----|-----|-----|-----|
| Joe Thornton, San Jose    | 222 | 71  | 231 | 302 |
| A. Ovechkin, Washington   | 221 | 148 | 137 | 285 |
| Sidney Crosby, Pittsburgh | 188 | 87  | 179 | 266 |

week ending March 30...Posted third career hat trick, first with the Sharks and first since Jan. 5, 2002 vs. Washington, on March 25 at Phoenix...Tied a franchise record for goals in a period with his third period hat trick at Phoenix on March 25. Jonathan Cheechoo was the last to accomplish the feat with three goals in the second period vs. Los Angeles on April 1, 2007...Tied a franchise record for points in a period with four (three goals) at Phoenix on March 25. He was the last Shark to accomplish the feat with four points in the second period vs. Los Angeles on April 1, 2007...With his goal at Los Angeles on March 18, surpassed Vincent Damphousse for fourth on the Sharks all-time points list (290) in just 213 games...Named NHL Third Star of the Week for the week ending March 9...Played in his 200th game with the Sharks on Feb. 20 at New Jersey...Named as a Western Conference All-Star, his fifth consecutive All-Star nod, posting one assist...Registered his 700th point with an assist and played a season-high 31:01 vs. Phoenix on Dec. 20...Appeared in his 700th game vs. Buffalo on Dec. 8...**Playoffs:**

Became San Jose's all-time leader in postseason assists (25)...Assisted on game-winning goal in Game 4 of the WCSF at Dallas on April 30...Led NHL in takeaways (19)...Had two multi-point games (Games 3 and 4 of WCQF)...Scored the game-winning goal with 9.2 seconds left in Game 4 of the WCQF at Calgary on April 15...**2006-07:** Voted "Sharks Player of the Year"...Earned the PlayStation "Three Stars of the Year" Award...Became the third player in NHL history to have back-to-back 90-assist seasons by posting two on April 5 vs. Calgary — the only other two players who've had consecutive 90-assist seasons are Wayne Gretzky (12, 1980-81 through 1991-92) and Mario Lemieux (1987-88 and 1988-89)...Led NHL in assists, second in PP points (54), PP assists (44) and points...Led NHL in home assists (54)...Led San Jose in points and takeaways (51)...Established a franchise record for assists in a period with four in the second period vs. Los Angeles on April 1...Named the NHL's Second Star of the Month for March where he led all NHL scorers during the month with 24 points in 14 games...Set a franchise record for assists (formerly Thornton's 72 in 2005-06) and tied the franchise record for points (with Cheechoo's 93 in 2005-06) with four points at Phoenix on March 15...Named NHL's First Star of the Week with 10 points in four games for week ending March 18...Voted to the starting lineup, leading all Western Conference players in votes, for the 2007 NHL All-Star Game...In the NHL Superskills competition, he hit four targets on six attempts in the shooting accuracy, scored a target in the shootout competition and posted the second-hardest shot among the Western Conference competitors at 93.2 mph...Named the NHL's Third Star for the week ending Jan. 8 by posting seven points in two games...Matched a franchise record with four

## TOPS SINCE 2002-03

Joe Thornton has been the National Hockey League's top scorer for the last six seasons.

| PLAYER                      | GP  | G   | A   | PTS |
|-----------------------------|-----|-----|-----|-----|
| Joe Thornton, San Jose      | 481 | 164 | 431 | 595 |
| Daniel Alfredsson, Ottawa   | 458 | 195 | 316 | 511 |
| Ilya Kovalchuk, Atlanta     | 480 | 268 | 238 | 506 |
| Marian Hossa, Chicago       | 469 | 232 | 259 | 491 |
| Martin St. Louis, Tampa Bay | 490 | 200 | 290 | 490 |

assists vs. Detroit on Jan. 4, marking the second time he has done so as a Shark...Recorded his 200th goal on Dec. 31 at Dallas...Finished fourth in the voting for The Lionel Conacher Award as Canadian male athlete of the year in a survey by The Canadian Press and Broadcast News (NBA star and former Santa Clara University basketball player Steve Nash was first)...**Playoffs:** Tied a Sharks playoff record with his seven-game assist game streak from April 16 vs. Nashville through May 2 vs. Detroit (Jeff Norton — 1994 at Toronto through 1999 vs. Colorado) in which he registered eight assists...Among NHL leaders: T-6th in assists and T-19th in scoring...**2005-06:** Became the first Shark to win the Hart Memorial Trophy (Most Valuable Player) and the Art Ross Trophy (NHL scoring leader)...Finalist for the Lester B. Pearson Award, given to the League's most valuable player as selected by the players...First Team NHL All-Star...Named "Sharks Player of the Year" as voted by members of the Bay Area media...Named the "Sharks Player of the Month" for December and April...Named NHL Offensive Player of the Week twice during the season, Dec. 5-11 and April 10-16 (shared honors with Cheechoo)...His season assist total (96) was greater than the point total (94) of 2003-04 Art Ross Trophy winner Martin St. Louis, marking the first time since the 1929-30 season that a player's assist total surpassed the point total of the prior season's leading scorer (Frank Boucher had 36 assists in 1929-30, while Ace Bailey led the League with 32 points in 1928-29)...Only the 11th player in NHL history to record 90-plus assists in a single season and the only one to do it while playing for two teams in the season...His 96 assists were 16th most in NHL history and led the League...Finished second on the Sharks franchise list for single season points (92)...Third in the NHL in power play assists (40) and T-4th in PP points (51)...Registered at least one point in 80.2 percent of his games played (65/81)...Set the NHL record for points in a single season by a player who played for two teams in one season (surpassed the 112 points scored by Bernie Nicholls in 1989-90) by recording two assists on April 9 against Dallas...Notched his 56th assist on Feb. 6 against Calgary matching St. Louis' NHL-leading total from 2003-04...Tied Sharks franchise record with at least one assist in eight consecutive games (3-13=16, Dec. 2-20) that was previously done by Nicholls (0-8=8, Oct. 24-Nov. 8, 1996)...Scored his first goal as a Shark in his first home game in San Jose against Atlanta on Dec. 6...Had two assists in his first game with San Jose on Dec. 2 at Buffalo...**Olympics:** Registered three points (two assists)...**Playoffs:** When the Sharks were eliminated from contention, was T-12th in the League in assists...**2004-05:** Played with Davos in Switzerland, leading team and finishing seventh overall in league scoring...Led the league in playoff scoring as Davos won the Swiss League Championship...World Championships MVP with Team Canada...**2003-04:** Reached the 20-plus goal mark for the fifth straight season...Led Boston in assists and points for the third time...Had 19 multiple-point games...Voted a starter for the Eastern Conference Team at the 2004 NHL All-Star Game — his third All-Star Game appearance...Member of 2004 World Cup of Hockey gold medal-winning Team Canada...**2002-03:** Named the 17th captain in Bruins history on Oct. 8...Finished third overall in scoring, was second in the NHL in assists and had his second 30-plus goal season...Second team NHL All-Star...Became just the third player in Bruins history to score 100-plus points with 100-plus penalty minutes (Bobby Orr and Ken Hodge) and was the first Bruin since 1993-94 to hit 100 points...Had 33 multiple-point games, including four-point efforts...NHL Player of the Week for Nov. 25-Dec. 1...**2001-02:** Had 20 multiple-point games, including a career-high five-assists, Dec. 28 in Florida and his second career hat trick Jan. 5 vs. Washington...**Playoffs:** Had two multiple-point games...**2000-01:** Established a career season high in goals, hitting the 30-plus goal mark for the first time...Tied for second in the NHL with 19 power play goals...Had 17 multiple-point games, including two four-point efforts...Scored his first hat trick March 1 vs. Tampa Bay...Recorded his 100th NHL assist April 2 vs. Montreal...Played for Team Canada in the World Championships...**1999-00:** Led the team in goals, assists, points and PIM, becoming just the second player in team history to accomplish that feat (Jimmy

## A SPECIAL GROUP

Among players who began the 2009-10 season at age 30-and-under, Joe Thornton is the No. 1 point-producer, while teammate Patrick Marleau is fourth.

| PLAYER                        | GP  | G   | A   | PTS |
|-------------------------------|-----|-----|-----|-----|
| Joe Thornton, San Jose        | 836 | 265 | 577 | 842 |
| Marian Hossa, Chicago         | 775 | 339 | 380 | 719 |
| Vincent Lecavalier, Tampa Bay | 787 | 302 | 367 | 669 |
| Patrick Marleau, San Jose     | 871 | 276 | 334 | 610 |
| Alex Tanguay, Montreal        | 659 | 193 | 387 | 580 |



Herberts, 1924-25)...Only player in the NHL (fourth Bruin) to lead his team in points and PIM...Had 17 multiple-point games...**1998-99:** Had seven multiple-point games...Played his 100th NHL game Jan. 28 vs. New Jersey...**Playoffs:** Was third in Boston scoring...Scored the series-clinching goal May 2 in Game Six of the ECQF vs. Carolina...**1997-98:** Played his first NHL game Oct. 8 in Phoenix after missing the first three games with a broken forearm suffered in preseason...**1996-97:** Completed his second season of junior hockey in Sault Ste. Marie...Second amongst OHL scoring leaders (122 points in 59 games) and was named an OHL Second Team All-Star...Youngest member of Team Canada's 1997 gold medal-winning World Junior Championships squad...**1995-96:** Named the top rookie in Canadian major junior hockey and to the CHL All-Rookie Team.

**Personal:** "Jumbo" lists these favorites: The Tragically Hip (musicians); "The Last Samurai" (movie); "Lost" (television show); Val Kilmer (actor); Los Angeles Kings (NHL team while growing up); New York City (NHL road city); New York Yankees (professional sports team); Forbes Mill (Bay Area restaurant); Thailand (vacation spot); sjsharks.com (web site); steak (food); "Gears of War" (video game); Christmas (holiday); tennis great Pete Sampras (pro athlete — "He was gracious and had no ego")...owns two cats (Lenny and Indy)...lists golf as a hobby...first job was as a paper boy...Pat LaFontaine is his hockey idol...memorable Sharks/NHL moment was beating Calgary in Game 7 of the 2008 Western Conference Quarterfinals...does charity work with ALS...hates rude people...lists his hidden talent as being really good at "Tiger Woods PGA Tour" (the video game)...would've liked to have met Alexander The Great ("He was the youngest ruler of the world")...older cousin, Scott, played for the Sharks from 2000-06...has two figurines (one with Boston and San Jose) in the McFarlane Sports Picks NHL hockey series...started skating at four and playing hockey at six...wears the CCM U+ series skates (size 10.5)...oldest piece of protective equipment he still wears is his 13-year-old shoulder pads.



## CAREER STATISTICS

## PLAYOFFS

| Season         | Club             | League     | GP        | G         | A         | PTS        | PIM       | GP        | G        | A         | PTS       | PIM       |
|----------------|------------------|------------|-----------|-----------|-----------|------------|-----------|-----------|----------|-----------|-----------|-----------|
| 1995-96        | Sault Ste. Marie | OHL        | 66        | 30        | 46        | 76         | 51        | 4         | 1        | 1         | 2         | 11        |
| 1996-97        | Sault Ste. Marie | OHL        | 59        | 41        | 81        | 122        | 123       | 11        | 11       | 8         | 19        | 24        |
| 1997-98        | Boston           | NHL        | 55        | 3         | 4         | 7          | 19        | 6         | 0        | 0         | 0         | 9         |
| 1998-99        | Boston           | NHL        | 81        | 16        | 25        | 41         | 69        | 11        | 3        | 6         | 9         | 4         |
| 1999-00        | Boston           | NHL        | 81        | 23        | 37        | 60         | 82        | -         | -        | -         | -         | -         |
| 2000-01        | Boston           | NHL        | 72        | 37        | 34        | 71         | 107       | -         | -        | -         | -         | -         |
| 2001-02        | Boston           | NHL        | 66        | 22        | 46        | 68         | 127       | 6         | 2        | 4         | 6         | 10        |
| 2002-03        | Boston           | NHL        | 77        | 36        | 65        | 101        | 109       | 5         | 1        | 2         | 3         | 4         |
| 2003-04        | Boston           | NHL        | 77        | 23        | 50        | 73         | 98        | 7         | 0        | 0         | 0         | 14        |
| 2004-05        | Davos            | Switz.     | 40        | 10        | 44        | 54         | 80        | 14        | 4        | 20        | 24        | 29        |
| <b>2005-06</b> | <b>San Jose</b>  | <b>NHL</b> | <b>58</b> | <b>20</b> | <b>72</b> | <b>92</b>  | <b>55</b> | <b>11</b> | <b>2</b> | <b>7</b>  | <b>9</b>  | <b>12</b> |
|                | Boston           | NHL        | 33        | 9         | 24        | 33         | 6         | -         | -        | -         | -         | -         |
| <b>2006-07</b> | <b>San Jose</b>  | <b>NHL</b> | <b>82</b> | <b>22</b> | <b>92</b> | <b>114</b> | <b>44</b> | <b>11</b> | <b>1</b> | <b>10</b> | <b>11</b> | <b>10</b> |
| <b>2007-08</b> | <b>San Jose</b>  | <b>NHL</b> | <b>82</b> | <b>29</b> | <b>67</b> | <b>96</b>  | <b>59</b> | <b>13</b> | <b>2</b> | <b>8</b>  | <b>10</b> | <b>2</b>  |
| <b>2008-09</b> | <b>San Jose</b>  | <b>NHL</b> | <b>82</b> | <b>25</b> | <b>61</b> | <b>86</b>  | <b>56</b> | <b>6</b>  | <b>1</b> | <b>4</b>  | <b>5</b>  | <b>5</b>  |
|                | Sharks Totals    |            | 304       | 96        | 292       | 388        | 214       | 41        | 6        | 29        | 35        | 29        |
|                | NHL Totals       |            | 836       | 265       | 577       | 842        | 831       | 76        | 12       | 41        | 53        | 70        |

Selected in the first round (1st overall) by Boston in the 1997 NHL Entry Draft. Acquired by San Jose from Boston in exchange for Wayne Primeau, Brad Stuart and Marco Sturm on Nov. 30, 2005.



## MARC-EDOUARD VLASIC

Shoots: Left      Height/Weight: 6-foot-1, 200 pounds  
 Born: 3/30/87 in Montreal, Quebec  
 Hometown: Montreal, Quebec

Selected by San Jose in the 2005 NHL Entry Draft (2nd round, 35th overall).

**44 DEFENSE**

**2008-09:** Set career highs in points, goals, assists and shots (104)...12 PIM on April 5 at Anaheim was a single game career high and included his first career 10-minute misconduct...Fourth amongst team defensemen in points...Second on team in time on ice per game (23:54 — career high)...Led team in blocked shots (122)...Has played in 201 consecutive games and has only missed one game in his three-year career...Set a career high with three points (assists) vs. Columbus on Dec. 4...Scored a goal and registered a career-high plus-4 on Oct. 14 vs. Columbus...Played 25:40 in the second night of a back-to-back on Oct. 12 at Los Angeles...Posted two primary assists, including on the game-winning goal, on Oct. 11 vs. Los Angeles...**Playoffs:** Had an assist in Game 3 of the WCQF at Anaheim on April 21...**World Championships:** Appeared in five games and won a silver medal for Team Canada.

**Career 2007-08:** Third on San Jose in blocked shots (85) and in average ice time (21:36)...Snapped a 69-game goal-less streak with his first on Feb. 2 vs. Chicago...Posted two assists in one AHL (Worcester) game Jan. 26 at Springfield...**Playoffs:** Had primary assist on Pavelski's game-winner in Game 2 of the WCQF vs. Calgary on April 10...**2006-07:** Named to the NHL All-Rookie Team with Matt Carle — just the second pair of defensive teammates in NHL history to be named to the squad in the same season joining Detroit's Niklas Lidstrom and Vladimir Konstantinov (1991-92)...PlayStation "Sharks Rookie of the Year" as voted by the Bay Area media...Youngest defenseman to play in the NHL...Led League rookies in shorthanded time on ice per game (3:18) and in ice time per game (22:11), averaging 1:39 per game more than any other rookie that played in 10-plus games...Second among all NHL rookies in blocked shots (134)... T-2nd among rookie defensemen in points and T-2nd in assists...Second on team in average ice time (22:11)...Became the youngest defenseman to make the Sharks out of camp since Brad Stuart in 1999...**Playoffs:** Earned first point (assist) in his first game (Game 1 of WCQF at Nashville on April 11)...**2005-06:** Alternate captain was second on Quebec (QMJHL) in scoring among defensemen, eighth overall and fourth in the league among blueliners...Third on the squad with a plus-41...Among the final 34 players in camp for

### NHL CAREER HIGHLIGHTS

**First NHL game** — Oct. 5, 2006 vs. St. Louis  
**First NHL goal** — Nov. 22, 2006 vs. Los Angeles (Dan Cloutier)  
**First NHL assist** — Oct. 23, 2006 at Columbus  
**Most points, game** — 3, Dec. 4, 2008 vs. Columbus  
**Most goals, game** — 1, 11 times, most recent, March 25, 2009 at Chicago  
**Most assists, game** — 3, Dec. 4, 2008 vs. Columbus  
**Most consecutive games, point** — 3, 3 times, most recent, Oct. 18, 2008 vs. Philadelphia thru Oct. 24, 2008 at Florida  
**Most consecutive games, goal** — 1, 11 times, most recent, March 25, 2009 at Chicago  
**Most consecutive games, assist** — 3, 3 times, most recent, Oct. 18, 2008 vs. Philadelphia thru Oct. 24, 2008 at Florida  
**Most consecutive games played** — 201\*, Jan. 15, 2007 vs. Colorado thru April 11, 2009 at Los Angeles  
 \* — streak intact entering 2008-09 season  
**Best plus/minus** — +4, Oct. 14, 2008 vs. Columbus  
**200th NHL Game** — Dec. 31, 2008 at Minnesota  
**NHL All-Rookie Team** — 2006-07  
**PlayStation "Sharks Rookie of the Year"** — 2006-07  
**World Championships** — Canada (2009)

Team Canada for the 2006 IIHF World Jr. Tourney...**Playoffs:** Led QMJHL in points among defensemen and was fifth overall...Second in the QMJHL and was first among defensemen in assists...His three game-winning goals were T-2nd in the league...Finished T-3rd in scoring among defensemen at the Memorial Cup with three assists in four games...Assisted on two goals in the Memorial Cup Championship, including the game-winning goal...Led all players at the Memorial Cup with a plus-7...**2004-05:** T-18th among league defensemen in points...13th among league defensemen in assists...Second among league defensemen and fifth overall in the league in plus/minus (plus-39)...**2003-04:** Tied for 18th among league defensemen in plus/minus (plus-6)...Fifth among team defensemen in points.

**Personal:** "Pickles" lists as his favorites: Linkin Park and Jay-Z (musicians); "The Rock" and "Air Force One" (movies); "King of Queens" and "24" (television shows); John Travolta and Jennifer Aniston (actor/actress); Detroit Red Wings (NHL team while growing up); Chicago (NHL road city); Forbes Mill (San Jose





## CAREER VS. NHL

|               | GP         | G         | A         | PTS       | PIM       |
|---------------|------------|-----------|-----------|-----------|-----------|
| ANA           | 22         | 0         | 4         | 4         | 22        |
| ATL           | 2          | 0         | 0         | 0         | 2         |
| BOS           | 2          | 0         | 1         | 1         | 0         |
| BUF           | 2          | 0         | 1         | 1         | 2         |
| CGY           | 12         | 0         | 1         | 1         | 0         |
| CAR           | 2          | 1         | 0         | 1         | 0         |
| CHI           | 12         | 2         | 4         | 6         | 0         |
| COL           | 12         | 0         | 4         | 4         | 6         |
| CBJ           | 12         | 1         | 6         | 7         | 2         |
| DAL           | 22         | 0         | 3         | 3         | 4         |
| DET           | 12         | 0         | 5         | 5         | 4         |
| EDM           | 12         | 0         | 4         | 4         | 2         |
| FLA           | 2          | 0         | 1         | 1         | 0         |
| LA            | 22         | 2         | 11        | 13        | 2         |
| MIN           | 12         | 0         | 3         | 3         | 8         |
| MTL           | 2          | 0         | 0         | 0         | 0         |
| NSH           | 12         | 1         | 2         | 3         | 8         |
| NJ            | 3          | 0         | 1         | 1         | 0         |
| NYI           | 3          | 0         | 0         | 0         | 0         |
| NYR           | 3          | 0         | 0         | 0         | 0         |
| OTT           | 2          | 0         | 1         | 1         | 0         |
| PHI           | 4          | 0         | 5         | 5         | 0         |
| PHO           | 21         | 2         | 4         | 6         | 14        |
| PIT           | 4          | 0         | 0         | 0         | 0         |
| SJ            | -          | -         | -         | -         | -         |
| STL           | 12         | 0         | 0         | 0         | 6         |
| TB            | 3          | 0         | 2         | 2         | 2         |
| TOR           | 2          | 1         | 0         | 1         | 0         |
| VAN           | 12         | 0         | 1         | 1         | 0         |
| WAS           | 2          | 1         | 1         | 2         | 0         |
| <b>TOTALS</b> | <b>245</b> | <b>11</b> | <b>65</b> | <b>76</b> | <b>84</b> |

area restaurant); Mexico (vacation spot); google.com (web site — “You can do anything on it”); steak (food); “Guitar Hero” (video game); Christmas (holiday); Roger Federer (professional athlete)... owns two dogs (Kelly and Macy)...likes to go to the movies and play with the dogs when he’s at home... first job: hockey referee...hockey idol is Pavel Bure... memorable NHL moment: first game...puts his left side on first...hates slow people in the fast lane... would’ve liked to have met Michael Jackson (“He’s the ‘King of Pop’”)...speaks English and French... started skating when he was four and playing hockey when he was five. ..wears Bauer Vapor XXXX in a size 11.5...oldest piece of protective equipment he uses is his elbow pads.



PLAYERS

## CAREER STATISTICS

| Season         | Club                     | League     | GP         | G         | A         | PTS       | PIM       | GP        | G        | A        | PTS      | PIM      |
|----------------|--------------------------|------------|------------|-----------|-----------|-----------|-----------|-----------|----------|----------|----------|----------|
| 2003-04        | Quebec                   | QMJHL      | 41         | 1         | 9         | 10        | 4         | 5         | 0        | 1        | 1        | 0        |
| 2004-05        | Quebec                   | QMJHL      | 70         | 5         | 25        | 30        | 33        | 13        | 2        | 7        | 9        | 2        |
| 2005-06        | Quebec                   | QMJHL      | 66         | 16        | 57        | 73        | 57        | 23        | 5        | 24       | 29       | 10       |
| <b>2006-07</b> | <b>San Jose</b>          | <b>NHL</b> | <b>81</b>  | <b>3</b>  | <b>23</b> | <b>26</b> | <b>18</b> | <b>11</b> | <b>0</b> | <b>1</b> | <b>1</b> | <b>2</b> |
| <b>2007-08</b> | <b>San Jose</b>          | <b>NHL</b> | <b>82</b>  | <b>2</b>  | <b>12</b> | <b>14</b> | <b>24</b> | <b>13</b> | <b>0</b> | <b>1</b> | <b>1</b> | <b>0</b> |
|                | Worcester                | AHL        | 1          | 0         | 2         | 2         | 0         | -         | -        | -        | -        | -        |
| <b>2008-09</b> | <b>San Jose</b>          | <b>NHL</b> | <b>82</b>  | <b>6</b>  | <b>30</b> | <b>36</b> | <b>42</b> | <b>6</b>  | <b>0</b> | <b>1</b> | <b>1</b> | <b>0</b> |
|                | Canada                   | World Ch.  | 5          | 0         | 0         | 0         | 2         | -         | -        | -        | -        | -        |
|                | <b>Sharks/NHL Totals</b> |            | <b>245</b> | <b>11</b> | <b>65</b> | <b>76</b> | <b>84</b> | <b>30</b> | <b>0</b> | <b>3</b> | <b>3</b> | <b>2</b> |

Selected by San Jose in the 2005 NHL Entry Draft (2nd round, 35th overall).

## PLAYOFFS



## JOE CALLAHAN DEFENSE

Shoots: Right 6-foot-3, 210 pounds  
 Born: 12/20/82 in Brockton, Massachusetts  
 Hometown: Brockton, Massachusetts  
 Signed by San Jose as a free agent on July 16, 2009.

**2008-09:** Recalled by the Islanders seven times during the season...Made NHL debut on Dec. 9 at Philadelphia...Recorded first career point (assist) on March 2 vs. Colorado...Posted second career assist and was a career-high plus-3 on March 7 vs. New Jersey...Also played with Bridgeport (AHL)...**Career 2007-08:** Finished third amongst Portland defensemen in points...**2006-07:** Third among San Antonio (AHL) defensemen in points and assists...**2005-06:** Did not miss a game with San Antonio and set a career high in penalty minutes...Played his first full year as a professional with Utah (AHL)...**2003-04:** Led Yale defensemen in points and received AI-ECAC honorable mention.

PLAYERS

### CAREER STATISTICS

| Season            | Club               | League | REGULAR SEASON |          |          |          |          | PLAYOFFS |   |    |     |     |
|-------------------|--------------------|--------|----------------|----------|----------|----------|----------|----------|---|----|-----|-----|
|                   |                    |        | GP             | G        | A        | PTS      | PIM      | GP       | G | A  | PTS | PIM |
| 2001-02           | Yale               | HE     | 31             | 3        | 8        | 11       | 20       | -        | - | -  | -   | -   |
| 2002-03           | Yale               | HE     | 32             | 2        | 11       | 13       | 38       | -        | - | -  | -   | -   |
| 2003-04           | Yale               | HE     | 31             | 6        | 14       | 20       | 38       | -        | - | -  | -   | -   |
|                   | Springfield        | AHL    | 13             | 0        | 4        | 4        | 12       | -        | - | -  | -   | -   |
| 2004-05           | Utah               | AHL    | 75             | 4        | 7        | 11       | 66       | -        | - | -  | -   | -   |
| 2005-06           | San Antonio        | AHL    | 80             | 1        | 5        | 6        | 88       | -        | - | -  | -   | -   |
| 2006-07           | San Antonio        | AHL    | 78             | 1        | 13       | 14       | 65       | -        | - | -  | -   | -   |
| 2007-08           | Portland           | AHL    | 65             | 1        | 23       | 24       | 59       | 18       | 1 | 11 | 12  | 25  |
| 2008-09           | Bridgeport         | AHL    | 56             | 4        | 9        | 13       | 38       | 5        | 1 | 2  | 3   | 4   |
|                   | New York Islanders | NHL    | 18             | 0        | 2        | 2        | 4        | -        | - | -  | -   | -   |
| <b>NHL Totals</b> |                    |        | <b>18</b>      | <b>0</b> | <b>2</b> | <b>2</b> | <b>4</b> | -        | - | -  | -   | -   |

Selected by Phoenix in the 2002 NHL Entry Draft (3rd round, 70th overall). Signed as a free agent by Anaheim on July 12, 2007. Signed as a free agent by the New York Islanders on July 8, 2008. Signed as a free agent by San Jose on July 16, 2009.



## LOGAN COUTURE (Cuh-CHURE) CENTER

Shoots: Left 6-foot-1, 195 pounds  
 Born: 3/28/89 in Guelph, Ontario  
 Hometown: London, Ontario  
 Selected by San Jose in the 2007 NHL Entry Draft (1st round, 9th overall).

**2008-09:** Did not record a point in four games with Worcester (AHL)...Recorded a fighting major in this first professional game on April 3 at Albany...**AHL Playoffs:** Fourth on Worcester in plus/minus (plus-5)...**OHL:** Set career highs in goals (T-6th in OHL) and points (ninth in OHL)...T-15th in the league in assists, T-15th in power play assists (21) and T-5th in first goals (eight)...Named the Boston Pizza OHL Player of the Week for the week ending March 15...Member of the Eastern Conference All-Star Team...Voted for third "Best Defensive Forward" in OHL Coaches Poll...**OHL Playoffs:** Ranked second on team in points and assists...**Career 2007-08:** Attended Team Canada's National Junior Championship Development Camp...Voted among the top three in smartest player (second overall), best playmaker (second) and best stick-handler (third) among OHL Eastern Conference skaters in the annual OHL Coaches Poll...Tied for first on team in points and second in plus/minus (plus-9)...**Playoffs:** Three points in four games...**2006-07:** Second on team in points, goals and power play goals (10)...Posted three points (goal and two assists) for the Eastern Conference All-Stars...Played in the 2007 CHL/NHL Home Hardware Top Prospects Game...**Playoffs:** Led team in points and assists...World U-18: T-7th on team with four points in six games...**2005-06:** Named to the OHL Second All-Rookie Team...Second in voting behind John Tavares for OHL Rookie of the Year...Among OHL rookies, points (third), assists (second) and goals (T-4th)...Second on team in power play goals (12)...Ottawa's Rookie of the Year and Most Sportsmanlike Player...Participated in the 2006 ADT Canada Russia Challenge...World U-17: Tied for second on the team in goals and tied for third in points.

### CAREER STATISTICS

| Season  | Club      | League     | REGULAR SEASON |    |    |     |     | PLAYOFFS |   |   |     |     |
|---------|-----------|------------|----------------|----|----|-----|-----|----------|---|---|-----|-----|
|         |           |            | GP             | G  | A  | PTS | PIM | GP       | G | A | PTS | PIM |
| 2005-06 | Ottawa    | OHL        | 65             | 25 | 39 | 64  | 52  | 6        | 3 | 4 | 7   | 0   |
|         | Ontario   | World U-17 | 5              | 5  | 3  | 8   | 2   | -        | - | - | -   | -   |
| 2006-07 | Ottawa    | OHL        | 54             | 26 | 52 | 78  | 24  | 5        | 1 | 7 | 8   | 4   |
|         | Canada    | World U-18 | 6              | 2  | 2  | 4   | 2   | -        | - | - | -   | -   |
| 2007-08 | Ottawa    | OHL        | 51             | 21 | 37 | 58  | 37  | 4        | 2 | 1 | 3   | 0   |
| 2008-09 | Worcester | AHL        | 4              | 0  | 0  | 0   | 7   | 12       | 2 | 1 | 3   | 11  |
|         | Ottawa    | OHL        | 62             | 39 | 48 | 87  | 46  | 7        | 3 | 7 | 10  | 6   |

Selected by San Jose in the 2007 NHL Entry Draft (1st round, 9th overall).



## DAN DASILVA RIGHT WING

Shoots: Right 6-foot-1, 195 pounds

Born: 4/30/85 in Saskatoon, Saskatchewan

Hometown: Saskatoon, Saskatchewan

Signed by Worcester (AHL) as a free agent on Oct. 15, 2008.

**2008-09:** Fourth on Worcester (AHL) in plus-minus (plus-9)...Seventh on Phoenix (ECHL) in points in just 36 games...**Playoffs:** Tied for second on Worcester in points...Posted a five-game point streak from April 22–May 6...**Career 2007-08:** Had 23 points in 54 points for Lake Erie (AHL)...**2006-07:** Split season between Albany (AHL) and Arizona (ECHL)...**2005-06:** Split season between Lowell (AHL) and San Diego (ECHL)...**2004-05:** Set WHL career highs in assists, points and PIM.

### CAREER STATISTICS

### PLAYOFFS

| Season  | Club      | League | GP | G  | A  | PTS | PIM | GP | G | A | PTS | PIM |
|---------|-----------|--------|----|----|----|-----|-----|----|---|---|-----|-----|
| 2002-03 | Portland  | WHL    | 64 | 9  | 13 | 22  | 81  | 7  | 0 | 4 | 4   | 16  |
| 2003-04 | Portland  | WHL    | 65 | 36 | 20 | 56  | 120 | 5  | 0 | 1 | 1   | 6   |
| 2004-05 | Portland  | WHL    | 71 | 31 | 42 | 73  | 127 | 5  | 1 | 1 | 2   | 6   |
| 2005-06 | Lowell    | AHL    | 25 | 3  | 2  | 5   | 27  | -  | - | - | -   | -   |
|         | San Diego | ECHL   | 4  | 5  | 3  | 8   | 2   | -  | - | - | -   | -   |
| 2006-07 | Albany    | AHL    | 43 | 11 | 8  | 19  | 33  | -  | - | - | -   | -   |
|         | Arizona   | ECHL   | 14 | 9  | 13 | 22  | 10  | -  | - | - | -   | -   |
| 2007-08 | Lake Erie | AHL    | 54 | 9  | 14 | 23  | 50  | -  | - | - | -   | -   |
| 2008-09 | Phoenix   | ECHL   | 36 | 9  | 12 | 21  | 40  | -  | - | - | -   | -   |
|         | Worcester | AHL    | 26 | 6  | 7  | 13  | 27  | 12 | 3 | 7 | 10  | 6   |

Signed as a free agent by Colorado on Oct. 11, 2005. Signed by Worcester (AHL) on Oct. 15, 2008. Re-signed by Worcester on July 20, 2009.



## JASON DEMERS DEFENSE

Shoots: Right 6-foot-1, 195 pounds

Born: 4/30/85 in Dorval, Quebec

Selected by San Jose in the 2008 NHL Entry Draft (7th round, 186th overall).

**2008-09:** Led Worcester in plus/minus (plus-15)...Second amongst team defensemen in points...Scored first professional goal on Dec. 7 vs. Portland...Recorded two-thirds of a "Gordie Howe Hat Trick" in his professional debut with an assist and a fighting major (11 PIM) at Lowell on Oct. 11...**Playoffs:** Second amongst team defensemen in points...Posted back-to-back two assist performances from April 25–28...**Career 2007-08:** Led league defensemen in points (second on team) and assists (led team)...Fourth on team in PIM...Participated in San Jose's development camp as a tryout before the season...**2006-07:** Second among defensemen on Victoriaville (QMJHL) in points...Recorded five goals and 19 assists in 69 games...**2005-06:** Began the season with Moncton before getting traded to Victoriaville...Posted 19 points in 54 games between the two teams...**2004-05:** Made QMJHL debut with Moncton.

### CAREER STATISTICS

### PLAYOFFS

| Season  | Club          | League | GP | G | A  | PTS | PIM | GP | G | A | PTS | PIM |
|---------|---------------|--------|----|---|----|-----|-----|----|---|---|-----|-----|
| 2004-05 | Moncton       | QMJHL  | 25 | 0 | 1  | 1   | 10  | -  | - | - | -   | -   |
| 2005-06 | Victoriaville | QMJHL  | 33 | 2 | 13 | 15  | 58  | 5  | 0 | 2 | 2   | 10  |
|         | Moncton       | QMJHL  | 21 | 1 | 3  | 4   | 15  | -  | - | - | -   | -   |
| 2006-07 | Victoriaville | QMJHL  | 69 | 5 | 19 | 24  | 98  | 6  | 0 | 0 | 0   | 2   |
| 2007-08 | Victoriaville | QMJHL  | 67 | 9 | 55 | 64  | 91  | 6  | 1 | 5 | 6   | 6   |
| 2008-09 | Worcester     | AHL    | 78 | 2 | 31 | 33  | 54  | 12 | 0 | 4 | 4   | 6   |

Selected by San Jose in the 2008 NHL Entry Draft (7th round, 186th overall).

# ANDREW DESJARDINS CENTER



Shoots: Right 6-foot, 200 pounds  
 Born: 7/27/86 in Lively, Ontario  
 Hometown: Lively, Ontario  
 Signed by Worcester (AHL) on July 20, 2009.

**2008-09:** A plus-4 in 74 games for Worcester (AHL)...Established a career high with three assists on Jan. 2 vs. Norfolk...Scored first AHL goal on Nov. 7 at Hartford... Appeared in five games for Phoenix (ECHL)...**Playoffs:** Fifth on Worcester in points and tied for the team lead in goals and plus/minus (plus-7)...Scored the first playoff shorthanded goal in team history vs. Providence on May 13...**Career 2007-08:** Had a 20-goal season for Laredo (CHL)...**2006-07:** Played junior hockey for Sault Ste. Marie (OHL) and his points was a junior career high...**2005-06:** Five points in four playoff games for Sault Ste. Marie...**2004-05:** Recorded a junior career-high 17 goals for Sault Ste. Marie.

## CAREER STATISTICS

## PLAYOFFS

| Season  | Club             | League | GP | G  | A  | PTS | PIM | GP | G | A | PTS | PIM |
|---------|------------------|--------|----|----|----|-----|-----|----|---|---|-----|-----|
| 2003-04 | Sault Ste. Marie | OHL    | 55 | 3  | 6  | 9   | 41  | -  | - | - | -   | -   |
| 2004-05 | Sault Ste. Marie | OHL    | 68 | 17 | 17 | 34  | 49  | 7  | 0 | 0 | 0   | 2   |
| 2005-06 | Sault Ste. Marie | OHL    | 66 | 12 | 16 | 28  | 78  | 4  | 2 | 3 | 5   | 10  |
| 2006-07 | Sault Ste. Marie | OHL    | 65 | 16 | 26 | 42  | 96  | 13 | 2 | 5 | 7   | 18  |
| 2007-08 | Laredo           | CHL    | 64 | 22 | 37 | 59  | 112 | 11 | 2 | 4 | 6   | 21  |
| 2008-09 | Worcester        | AHL    | 74 | 8  | 14 | 22  | 99  | 12 | 4 | 2 | 6   | 13  |
|         | Phoenix          | ECHL   | 5  | 2  | 0  | 2   | 6   | -  | - | - | -   | -   |

Signed by Worcester (AHL) on July 20, 2009.

PLAYERS

# BENN FERRIERO (FAIR-E-00) CENTER



Shoots: Right 5-foot-11, 185 pounds  
 Born: 4/29/87 in Boston, Massachusetts  
 Signed by San Jose as a free agent on Sept. 1, 2009.

**2008-09:** Third on Boston College in points, PIM and second in shots (123)...The 2008-09 recipient of the Pike's Peak Hockey Club Scholarship...**Career 2007-08:** Earned All-Tournament Team honors at the Hockey East Tournament after he notched six points — four goals, including three in game-winning fashion, and two assists — in four playoff victories...Tallied a career-high five points (two goals and three assists) in a 7-2 win at Harvard on Dec. 12...**2006-07:** Earned the program's William J. Flynn Coaches Award...Captured Hockey East All-Tournament accolades...Finished the season with a plus-19...Earned Hockey East Player of the Week honors on Jan. 13...**2005-06:** Earned Hockey East All-Rookie Team honors...Shared the program's Bernie Burke Outstanding Freshman Award with Brett Motherwell...Twice earned Hockey East Rookie of the Week honors — Dec. 12 and Jan. 9...International: Member of the U.S. National Under-18 Team that captured the gold medal at the 2005 IIHF World Under-18 Championship. Registered one goal and three assists in six tournament games...Played on the U.S. Under-18 Select Team that finished fourth at the Under-18 Junior World Cup and on the U.S. Under-17 Select Team that won the championship at the 2003 Under-17 Five Nations Cup.

## CAREER STATISTICS

## PLAYOFFS

| Season  | Club           | League | GP | G  | A  | PTS | PIM | GP | G | A | PTS | PIM |
|---------|----------------|--------|----|----|----|-----|-----|----|---|---|-----|-----|
| 2005-06 | Boston College | HE     | 42 | 16 | 9  | 25  | 36  | -  | - | - | -   | -   |
|         | United States  | U-18   | 6  | 1  | 3  | 4   | 4   | -  | - | - | -   | -   |
| 2006-07 | Boston College | HE     | 42 | 23 | 23 | 46  | 43  | -  | - | - | -   | -   |
| 2007-08 | Boston College | HE     | 44 | 17 | 25 | 42  | 71  | -  | - | - | -   | -   |
| 2008-09 | Boston College | HE     | 37 | 8  | 18 | 26  | 44  | -  | - | - | -   | -   |

Selected by Phoenix in the 2006 NHL Entry Draft (7th round, 196th overall). Signed by San Jose as a free agent on Sept. 1, 2009.



## DANNY GROULX DEFENSE

Shoots: Left 6-foot, 205 pounds  
 Born: 6/23/81 in LaSalle, Quebec  
 Hometown: LaSalle, Quebec  
 Signed by San Jose as a free agent on July 16, 2009.

**2008-09:** Led Rockford (AHL) in plus/minus (plus-18)...Has never been a minus player in his six AHL seasons...**Career 2007-08:** Finished season with a plus/minus rating of plus-11...Scored his 100th career point on April 2 vs. Chicago...**Playoffs:** Notched two power play goals in six Calder Cup postseason games with Manitoba...**2006-07:** A member of the 2007 Calder Cup Champion Hamilton Bulldogs...Scored a professional career-high six postseason goals...Fourth amongst team defensemen in regular season assists...**2005-06:** Finished fourth among team defensemen in points...**2004-05:** Started the season with Grand Rapids and was loaned to Manitoba...2003-04: Tied for second among team defensemen in points...Led team in plus/minus (plus-20)...**2002-03:** Made professional debut with Grand Rapids (AHL)...**Juniors:** Scored a junior career best 112 points, including 83 assists, in 68 games with the Victoriaville Tigers (QMJHL) during his final season in juniors (2001-02)...QMJHL All-Star in both 2001 and 2002...Named the Memorial Cup MVP, QMJHL Playoff MVP, Emile "Butch" Bouchard Trophy (QMJHL best D-man) and was named to the CHL First All-Star Team and Memorial Cup All-Star Team.

### CAREER STATISTICS

### PLAYOFFS

| Season  | Club            | League | GP | G  | A  | PTS | PIM | GP | G | A  | PTS | PIM |
|---------|-----------------|--------|----|----|----|-----|-----|----|---|----|-----|-----|
| 1997-98 | Val d'Or        | QMJHL  | 63 | 4  | 16 | 20  | 61  | 19 | 1 | 4  | 5   | 18  |
| 1998-99 | Val d'Or        | QMJHL  | 36 | 3  | 26 | 29  | 55  | -  | - | -  | -   | -   |
|         | Acadie-Bathurst | QMJHL  | 36 | 2  | 15 | 17  | 51  | 18 | 0 | 2  | 2   | 6   |
| 1999-00 | Victoriaville   | QMJHL  | 66 | 12 | 55 | 67  | 131 | 6  | 0 | 4  | 4   | 14  |
| 2000-01 | Victoriaville   | QMJHL  | 72 | 16 | 71 | 87  | 164 | 13 | 2 | 19 | 21  | 46  |
| 2001-02 | Victoriaville   | QMJHL  | 68 | 29 | 83 | 112 | 165 | 22 | 9 | 30 | 39  | 68  |
| 2002-03 | Grand Rapids    | AHL    | 71 | 3  | 7  | 10  | 52  | 7  | 0 | 1  | 1   | 7   |
| 2003-04 | Grand Rapids    | AHL    | 79 | 8  | 13 | 21  | 93  | 3  | 0 | 0  | 0   | 0   |
| 2004-05 | Grand Rapids    | AHL    | 53 | 1  | 11 | 12  | 90  | -  | - | -  | -   | -   |
|         | Manitoba        | AHL    | 16 | 2  | 5  | 7   | 16  | 13 | 1 | 3  | 4   | 14  |
| 2005-06 | Kassel          | DEL    | 51 | 2  | 11 | 13  | 93  | -  | - | -  | -   | -   |
| 2006-07 | Hamilton        | AHL    | 58 | 0  | 16 | 16  | 62  | 22 | 6 | 6  | 12  | 14  |
| 2007-08 | Manitoba        | AHL    | 58 | 4  | 20 | 24  | 32  | 6  | 2 | 1  | 3   | 12  |
| 2008-09 | Rockford        | AHL    | 80 | 6  | 34 | 40  | 58  | 4  | 0 | 2  | 2   | 2   |

Signed by Detroit as a free agent on Aug. 12, 2002. Signed by Kassel (DEL) as a free agent on Aug. 25, 2005. Signed by Montreal on Sept. 27, 2006. Signed by Rockford (AHL) on Sept. 5, 2008. **Signed by San Jose as a free agent on July 16, 2009.**



## DWIGHT HELMINEN CENTER

Shoots: Left 5-foot-10, 190 pounds  
 Born: 6/22/83 in Hancock, Michigan  
 Signed by San Jose as a free agent on July 16, 2009.

**2008-09:** Returned to North America and made his NHL debut with Carolina on Oct. 28 at Montreal...Scored his first NHL goal (Curtis Joseph) and assist, including a plus-3 plus/minus rating, in being named No. 1 star on Nov. 2 vs. Toronto...Also played with Albany (AHL)...**Career 2007-08:** Ranked third on JYP Jyväskylä of Finland's SM-Liiga in points and tied for second in goals...Tied for second on the team in scoring during the playoffs, tallying three goals and three assists in six postseason contests...**2006-07:** Second on Hartford (AHL) in shorthanded goals (three)...**2005-06:** T-1st among Hartford skaters in plus/minus (plus-23) and fourth on the team with an AHL career-high 32 goals...**2004-05:** In his first season as a professional, he split time between Hartford (AHL) and Charlotte (ECHL)...**Collegiate:** Played three seasons at the University of Michigan, totaling 80 points in 119 games...Received the Howard Colby Award in 2003 as the player who exhibited the best sportsmanship...Also named to the 2003 CCHA Super Six All-Tournament team...Part of the U.S. National Team Development Program before attending Michigan and represented the United States at the 2002 and 2003 World Junior Championships.

# DWIGHT HELMINEN CENTER (CONTINUED)

## CAREER STATISTICS

## PLAYOFFS

| Season            | Club               | League | GP        | G        | A        | PTS      | PIM      | GP       | G        | A        | PTS      | PIM      |
|-------------------|--------------------|--------|-----------|----------|----------|----------|----------|----------|----------|----------|----------|----------|
| 1999-00           | U.S. National U-18 | NAHL   | 30        | 7        | 10       | 17       | 8        | -        | -        | -        | -        | -        |
|                   | U.S. Jr. National  | USHL   | 30        | 5        | 7        | 12       | 10       | -        | -        | -        | -        | -        |
| 2000-01           | U.S. National U-18 | NAHL   | 1         | 0        | 1        | 1        | 2        | -        | -        | -        | -        | -        |
|                   | U.S. Jr. National  | USHL   | 24        | 12       | 7        | 19       | 8        | -        | -        | -        | -        | -        |
| 2001-02           | U. of Michigan     | NCAA   | 39        | 10       | 8        | 18       | 10       | -        | -        | -        | -        | -        |
| 2002-03           | U. of Michigan     | NCAA   | 39        | 17       | 16       | 33       | 34       | -        | -        | -        | -        | -        |
| 2003-04           | U. of Michigan     | NCAA   | 41        | 17       | 12       | 29       | 4        | -        | -        | -        | -        | -        |
| 2004-05           | Hartford           | AHL    | 41        | 2        | 7        | 9        | 10       | -        | -        | -        | -        | -        |
|                   | Charlotte          | ECHL   | 28        | 5        | 16       | 21       | 10       | 15       | 7        | 3        | 10       | 2        |
| 2005-06           | Hartford           | AHL    | 77        | 32       | 23       | 55       | 40       | 13       | 3        | 5        | 8        | 10       |
| 2006-07           | Hartford           | AHL    | 80        | 15       | 24       | 39       | 32       | 7        | 1        | 1        | 2        | 2        |
| 2007-08           | JyP HT Jyvaskyla   | FNL    | 52        | 20       | 25       | 45       | 10       | -        | -        | -        | -        | -        |
| 2008-09           | Albany             | AHL    | 54        | 15       | 15       | 30       | 26       | -        | -        | -        | -        | -        |
|                   | Carolina           | NHL    | 23        | 1        | 1        | 2        | 0        | 1        | 0        | 0        | 0        | 0        |
| <b>NHL Totals</b> |                    |        | <b>23</b> | <b>1</b> | <b>1</b> | <b>2</b> | <b>0</b> | <b>1</b> | <b>0</b> | <b>0</b> | <b>0</b> | <b>0</b> |

Selected by Edmonton in the 2002 NHL Entry Draft (8th round, 244th overall). Acquired by the New York Rangers along with Stephen Valiquette and a second round selection in the 2004 NHL Entry Draft in exchange for Petr Nedved and Jussi Markkanen on March 3, 2004. Signed as a free agent by Jyvaskyla on July 7, 2007. Signed as a free agent by Carolina on July 3, 2008. **Signed by San Jose as a free agent on July 16, 2009.**

PLAYERS



# KEVIN HENDERSON LEFT WING

Shoots: Left 6-foot-3, 205 pounds  
 Born: 12/3/86 in Toronto, Ontario  
 Hometown: Toronto, Ontario  
 Signed by San Jose as a free agent on April 22, 2009.

**2008-09:** T-5th in the CIS and led New Brunswick in points... Won the team's "Most Improved Player" Award... Voted as an Atlantic Conference First Team All-Star... Received Honorable Mention as a CIS All-Canadian... Won the National Championship...

**Career 2007-08:** First season with New Brunswick... **2006-07:** T-1st on Kitchener in goals and seventh in points... Fourth on the team in playoff points... **2005-06:** Played in 63 games with Kitchener.

## CAREER STATISTICS

## PLAYOFFS

| Season  | Club                | League | GP | G  | A  | PTS | PIM | GP | G | A | PTS | PIM |
|---------|---------------------|--------|----|----|----|-----|-----|----|---|---|-----|-----|
| 2002-03 | Thornhill           | OPJHL  | 5  | 2  | 1  | 3   | 4   | -  | - | - | -   | -   |
| 2003-04 | Thornhill           | OPJHL  | 47 | 11 | 23 | 34  | 44  | -  | - | - | -   | -   |
| 2004-05 | Kitchener           | OHL    | 47 | 5  | 8  | 13  | 46  | 15 | 0 | 3 | 3   | 8   |
|         | Thornhill           | OPJHL  | 11 | 5  | 9  | 14  | 33  | -  | - | - | -   | -   |
| 2005-06 | Kitchener           | OHL    | 63 | 6  | 11 | 17  | 66  | 2  | 1 | 0 | 1   | 0   |
| 2006-07 | Kitchener           | OHL    | 56 | 33 | 15 | 48  | 69  | 9  | 4 | 6 | 10  | 13  |
| 2007-08 | U. of New Brunswick | CIS    | 27 | 5  | 10 | 15  | 22  | -  | - | - | -   | -   |
| 2008-09 | U. of New Brunswick | CIS    | 28 | 19 | 31 | 50  | 28  | -  | - | - | -   | -   |

**Signed by San Jose as a free agent on April 22, 2009.**





## MATT JONES

**RIGHT WING**

Shoots: Left 6-foot-4, 210 pounds

Born: 1/13/86 in Kentwood, Michigan

Hometown: Kentwood, Michigan

Signed by San Jose as a free agent on March 28, 2008.

**2008-09:** Split season between Worcester (AHL) and Phoenix (ECHL)...**Career 2007-08:** Scored first professional goal at Lowell on March 29...Signed to an ATO on March 28 and made his debut at Hartford...Just the sixth Merrimack player in school history to leave the program early for a NHL contract...Led Merrimack in goals and shots (124) and was second in points and four power play goals...Scored the first goal of the game a team-high six times and was the Warriors lone representative on the Hockey East All-Conference team, earning an honorable mention...**2006-07:** Second on team in goals and tied for fourth in points...Led team in PIM.

### CAREER STATISTICS

| Season  | Club              | League | REGULAR SEASON |    |    |     |     | PLAYOFFS |   |   |     |     |
|---------|-------------------|--------|----------------|----|----|-----|-----|----------|---|---|-----|-----|
|         |                   |        | GP             | G  | A  | PTS | PIM | GP       | G | A | PTS | PIM |
| 2003-04 | Green Bay         | USHL   | 45             | 7  | 5  | 12  | 32  | -        | - | - | -   | -   |
| 2004-05 | Soo Indians       | NAHL   | 55             | 17 | 20 | 37  | 35  | -        | - | - | -   | -   |
| 2005-06 | Sioux City        | USHL   | 51             | 11 | 8  | 19  | 71  | -        | - | - | -   | -   |
| 2006-07 | Merrimack College | NCAA   | 32             | 4  | 2  | 6   | 70  | -        | - | - | -   | -   |
| 2007-08 | Merrimack College | NCAA   | 34             | 15 | 7  | 22  | 60  | -        | - | - | -   | -   |
|         | Worcester         | AHL    | 7              | 2  | 1  | 3   | 8   | -        | - | - | -   | -   |
| 2008-09 | Worcester         | AHL    | 46             | 2  | 6  | 8   | 19  | -        | - | - | -   | -   |
|         | Phoenix           | ECHL   | 2              | 0  | 0  | 0   | 2   | -        | - | - | -   | -   |

Signed by San Jose as a free agent on March 28, 2008.



## DEREK JOSLIN

**DEFENSE**

Shoots: Left 6-foot-1, 210 pounds

Born: 3/17/87 in Richmond, Ontario

Hometown: Richmond, Ontario

Selected by San Jose in the 2005 NHL Entry Draft (5th round, 149th overall).

**2008-09:** Made his NHL debut with San Jose on Jan. 3 vs. the Islanders and had two penalty minutes in 12:33..Third amongst Worcester (AHL) defensemen in points...Set the franchise record for goals by a defenseman, which was T-7th in the AHL...Appeared in the AHL All-Star Game for the Canadian Team and did not record a point...Won the Hardest Shot Contest (98.6 mph) and finished second to teammate Ryan Vesce in the Puck Control Relay at the AHL Skills Competition...**Playoffs:** Recorded two assists and eight penalty minutes in 12 games...**Career 2007-08:** Third among rookie defensemen in points and tied for second in goals...Tied for fifth among AHL defensemen in power play goals (eight)...Fourth on team in game-winning goals (three)...Third on team, first among defensemen, in power play points (21)...One of only two players for Worcester to play all 80 games along with Brennan Evans...Recorded first professional goal with a power play, game-winner at Manchester on Nov. 23...Registered first professional points (two assists) on Nov. 7 at Bridgeport...**2006-07:** Third on team in assists, fifth in points and tied for 16th among OHL defenseman scoring leaders...Named to the OHL Eastern Conference All-Star Team, registering an assist and plus-5 rating in the game...**Playoffs:** Led Ottawa defensemen and was third overall in scoring...**2005-06:** Led Ottawa in scoring among defensemen, sixth overall...Ranked 14th in the OHL in scoring among defensemen...Selected as a member of Team OHL, which competed against Team Russia...**Playoffs:** Finished tied for 14th in the league in points among defensemen...**Playoffs:** Posted six points (a goal and five assists) in six games...**2004-05:** Second among team defensemen, 18th among league rookies and 21st among all league defensemen in scoring...Led Ottawa and tied for 14th in the league with a plus-26 plus/minus...**2003-04:** One of 16 rookies with the 67s...Spent most of the year with the Aurora Tigers (OHA).

### CAREER STATISTICS

| Season  | Club                     | League | REGULAR SEASON |          |          |          |          | PLAYOFFS |          |          |          |          |
|---------|--------------------------|--------|----------------|----------|----------|----------|----------|----------|----------|----------|----------|----------|
|         |                          |        | GP             | G        | A        | PTS      | PIM      | GP       | G        | A        | PTS      | PIM      |
| 2003-04 | Ottawa                   | OHL    | 7              | 0        | 0        | 0        | 4        | -        | -        | -        | -        | -        |
| 2004-05 | Ottawa                   | OHL    | 68             | 6        | 24       | 30       | 44       | 21       | 0        | 3        | 3        | 24       |
| 2005-06 | Ottawa                   | OHL    | 68             | 11       | 37       | 48       | 40       | 6        | 1        | 5        | 6        | 10       |
|         | Cleveland                | AHL    | 2              | 0        | 0        | 0        | 0        | -        | -        | -        | -        | -        |
| 2006-07 | Ottawa                   | OHL    | 68             | 11       | 38       | 49       | 66       | 5        | 1        | 4        | 5        | 4        |
|         | Worcester                | AHL    | 3              | 0        | 0        | 0        | 0        | 4        | 0        | 0        | 0        | 2        |
| 2007-08 | Worcester                | AHL    | 80             | 10       | 24       | 34       | 44       | -        | -        | -        | -        | -        |
| 2008-09 | San Jose                 | NHL    | 12             | 0        | 0        | 0        | 6        | -        | -        | -        | -        | -        |
|         | Worcester                | AHL    | 63             | 11       | 19       | 30       | 40       | 12       | 0        | 2        | 2        | 8        |
|         | <b>Sharks/NHL Totals</b> |        | <b>12</b>      | <b>0</b> | <b>0</b> | <b>0</b> | <b>6</b> | <b>-</b> | <b>-</b> | <b>-</b> | <b>-</b> | <b>-</b> |

Selected by San Jose in the 2005 NHL Entry Draft (5th round, 149th overall).



# HENRIK KARLSSON GOALTENDER

Catches: Left 6-foot-6, 215 pounds  
 Born: 11/27/83 in Stockholm, Sweden  
 Signed by San Jose as a free agent on Aug. 12, 2009.

**2008-09:** His .928 save percentage was second amongst SEL players with seven games played or more...His 2.49 goals-against average was seventh amongst SEL goalies with at least seven games played...Played in seven games with Sodertalje and split the rest between Malmo and Sodertalje's second division team...**Career:** Spent time with various leagues in Sweden.

## CAREER STATISTICS

## PLAYOFFS

| Season  | Club         | League  | GP | W | L | T | MINS | GA  | SO | GAA  | GP | W | L | MINS | GA | SO | AVG  |
|---------|--------------|---------|----|---|---|---|------|-----|----|------|----|---|---|------|----|----|------|
| 2000-01 | Hammarby U18 | SWE-U18 | 2  | - | - | - | 120  | 7   | 0  | 3.50 | -  | - | - | -    | -  | -  | -    |
|         | Hammarby Jr. | SWE-Jr. | 13 | - | - | - | 706  | 56  | 0  | 4.76 | -  | - | - | -    | -  | -  | -    |
| 2001-02 | Hammarby Jr. | SWE-Jr. | 23 | - | - | - | 1356 | 97  | 1  | 4.29 | -  | - | - | -    | -  | -  | -    |
| 2002-03 | Botkyrka     | SWE-3   | -  | - | - | - | -    | -   | -  | 2.58 | -  | - | - | -    | -  | -  | -    |
| 2003-04 | Botkyrka     | SWE-3   | 21 | - | - | - | -    | -   | -  | 2.49 | 6  | - | - | 236  | 15 | 0  | 3.82 |
| 2004-05 | Olofstrom    | SWE-3   | 1  | - | - | - | 60   | 0   | 1  | 0.00 | -  | - | - | -    | -  | -  | -    |
|         | Oskarshamn   | SWE-2   | 11 | - | - | - | 613  | 25  | 1  | 2.45 | 2  | - | - | 109  | 7  | 0  | 3.87 |
| 2005-06 | Oskarshamn   | SWE-2   | 1  | - | - | - | 40   | 3   | 0  | 4.54 | -  | - | - | -    | -  | -  | -    |
|         | Malarh/Bre   | SWE-3   | 17 | - | - | - | 982  | 50  | 0  | 3.06 | -  | - | - | -    | -  | -  | -    |
| 2006-07 | Hammarby Jr. | SWE-Jr. | 1  | - | - | - | 59   | 2   | 0  | 2.04 | -  | - | - | -    | -  | -  | -    |
|         | Hammarby     | SWE-2   | 35 | - | - | - | 1893 | 111 | 1  | 3.52 | -  | - | - | -    | -  | -  | -    |
| 2007-08 | Hammarby     | SWE-2   | 29 | - | - | - | 1692 | 109 | 1  | 3.86 | -  | - | - | -    | -  | -  | -    |
|         | Malmo        | SWE-2   | 3  | - | - | - | 180  | 8   | 0  | 2.67 | -  | - | - | -    | -  | -  | -    |
| 2008-09 | Malmo        | SWE-2   | 32 | - | - | - | 1888 | 77  | 4  | 2.45 | -  | - | - | -    | -  | -  | -    |
|         | Sodertalje   | SWE     | 7  | - | - | - | 410  | 17  | 0  | 2.49 | -  | - | - | -    | -  | -  | -    |
|         | Sodertalje   | SWE-Q   | 8  | - | - | - | 483  | 16  | 0  | 1.99 | -  | - | - | -    | -  | -  | -    |

Signed by San Jose as a free agent on Aug. 12, 2009.

PLAYERS



# LOUIS LIOTTI DEFENSE

Shoots: Right 6-foot-1, 200 pounds  
 Born: 5/25/85 in Westbury, New York  
 Hometown: Westbury, New York  
 Signed by Worcester (AHL) as a free agent on May 20, 2009.

**2008-09:** An alternate captain for Northeastern...Named Hockey East's Best Defensive Defenseman...Finished with a plus-11 plus/minus rating, including plus-8 in Hockey East games...Named Hockey East Player of the Week for the week ending Dec. 6...  
**Career 2007-08:** Served as alternate captain...Finished with a plus-3 plus/minus rating...Named to the Badger Hockey Showdown All-Tournament team...**2006-07:** Finished the year with a team-best plus-12 plus/minus...**2005-06:** Only freshman to play in all 34 games...Third on team in penalty minutes...**2004-05:** Team captain for Western Conference Champion Sioux City (USHL)...**2003-04:** Played in 60 games for Sioux City.

## CAREER STATISTICS

## PLAYOFFS

| Season  | Club         | League | GP | G | A  | PTS | PIM | GP | G | A | PTS | PIM |
|---------|--------------|--------|----|---|----|-----|-----|----|---|---|-----|-----|
| 2003-04 | Sioux City   | USHL   | 60 | 1 | 13 | 14  | 36  | 7  | 1 | 4 | 5   | 0   |
| 2004-05 | Sioux City   | USHL   | 56 | 3 | 11 | 14  | 36  | 13 | 1 | 1 | 2   | 10  |
| 2005-06 | Northeastern | HE     | 34 | 1 | 5  | 6   | 61  | -  | - | - | -   | -   |
| 2006-07 | Northeastern | HE     | 36 | 0 | 6  | 6   | 38  | -  | - | - | -   | -   |
| 2007-08 | Northeastern | HE     | 36 | 1 | 4  | 5   | 26  | -  | - | - | -   | -   |
| 2008-09 | Northeastern | HE     | 40 | 4 | 9  | 13  | 53  | -  | - | - | -   | -   |

Signed by Worcester (AHL) as a free agent on May 20, 2009.





## JOE LOPRIENO DEFENSE

Shoots: Right 6-foot-3, 220 pounds  
 Born: 10/8/86 in Bloomingdale, Illinois  
 Hometown: Bloomingdale, Illinois  
 Signed by San Jose as a free agent on March 30, 2009.

**2008-09:** One of Merrimack's captains, was second in PIM... **Career 2007-08:** Led Merrimack in PIM... Received Merrimack's Warrior Award, awarded to the player who shows perseverance, toughness and dedication... Named an alternate captain during the season... **2006-07:** Second on Merrimack in PIM... **2005-06:** Captain of his USHL team in Chicago.

### CAREER STATISTICS

| Season  | Club      | League | REGULAR SEASON |   |    |     |     | PLAYOFFS |   |   |     |     |
|---------|-----------|--------|----------------|---|----|-----|-----|----------|---|---|-----|-----|
|         |           |        | GP             | G | A  | PTS | PIM | GP       | G | A | PTS | PIM |
| 2004-05 | Chicago   | USHL   | 50             | 0 | 3  | 3   | 78  | 1        | 0 | 0 | 0   | -   |
| 2005-06 | Chicago   | USHL   | 45             | 3 | 10 | 13  | 73  | -        | - | - | -   | 6   |
| 2006-07 | Merrimack | HE     | 32             | 1 | 3  | 4   | 66  | -        | - | - | -   | -   |
| 2007-08 | Merrimack | HE     | 34             | 2 | 3  | 5   | 74  | -        | - | - | -   | -   |
| 2008-09 | Merrimack | HE     | 22             | 2 | 2  | 4   | 50  | -        | - | - | -   | -   |

Signed by San Jose as a free agent on March 30, 2009.



## BRANDON MASHINTER CENTER

Shoots: Left 6-foot-4, 225 pounds  
 Born: 9/20/88 in Bradford, Ontario  
 Hometown: Bradford, Ontario  
 Signed by San Jose as a free agent on March 3, 2009.

**2008-09:** Split the season between Kitchener and Belleville (both OHL)... T-9th in the OHL in power play goals (15) and T-19th in goals... Scored a hat trick Jan. 9 vs. Kingston... Had a 10-game point streak from Jan. 3-30 (13, seven goals and six assists)... Also had an eight-game point streak (11, six goals and five assists)... **Playoffs:** T-2nd on Belleville and 15th in the league in goals... Scored goals in four consecutive games from March 25-April 3... **Career 2007-08:** Fourth on team in penalty minutes... Appeared in all 20 playoff games... **2006-07:** Registered 15 points in 55 games for Sarnia... **2005-06:** Posted seven points as a rookie for Sarnia... Seventh on the team in PIM... **2004-05:** Made a brief appearance at the OHL level with nine games for Sarnia.

### CAREER STATISTICS

| Season  | Club       | League | REGULAR SEASON |    |    |     |     | PLAYOFFS |   |   |     |     |
|---------|------------|--------|----------------|----|----|-----|-----|----------|---|---|-----|-----|
|         |            |        | GP             | G  | A  | PTS | PIM | GP       | G | A | PTS | PIM |
| 2003-04 | Thornhill  | OPJHL  | 1              | 0  | 0  | 0   | 0   | -        | - | - | -   | -   |
| 2004-05 | Sarnia     | OHL    | 8              | 0  | 0  | 0   | 9   | -        | - | - | -   | -   |
|         | Thornhill  | OPJHL  | 49             | 3  | 6  | 9   | 19  | -        | - | - | -   | -   |
| 2005-06 | Sarnia     | OHL    | 65             | 6  | 1  | 7   | 65  | -        | - | - | -   | -   |
| 2006-07 | Sarnia     | OHL    | 55             | 7  | 8  | 15  | 49  | 4        | 0 | 2 | 2   | 0   |
| 2007-08 | Kitchener  | OHL    | 62             | 10 | 10 | 20  | 84  | 20       | 2 | 2 | 4   | 16  |
| 2008-09 | Kitchener  | OHL    | 21             | 14 | 12 | 26  | 24  | -        | - | - | -   | -   |
|         | Belleville | OHL    | 31             | 20 | 12 | 32  | 32  | 17       | 8 | 3 | 11  | 13  |

Signed by San Jose as a free agent on March 3, 2009.





## JOHN MCCARTHY LEFT WING

Shoots: Left 6-foot-1, 190 pounds  
 Born: 8/9/86 in Boston, Massachusetts  
 Selected by San Jose in the 2006 NHL Entry Draft (7th round, 202nd overall).

**2008-09:** Co-captain of the National Champions...Set career highs in goals, assists and points...Finished sixth on the team in assists and eighth in points...Recipient of 2009 John B. Simpson Award, given to a BU senior on the basis of enthusiastic senior leadership...Named recipient of the Terriers "Unsung Hero" Award for the second time in his career... Signed an NHL contract with San Jose on May 1...**Career 2007-08:** Five of his seven points were within the conference...**2006-07:** Appeared in all 39 games...Scored one power play goal, the first of his collegiate career...**2005-06:** Scored four points in his freshman year at Boston University...**2004-05:** Tied for team lead in games played.

### CAREER STATISTICS

### PLAYOFFS

| Season  | Club              | League | GP | G | A  | PTS | PIM | GP | G | A | PTS | PIM |
|---------|-------------------|--------|----|---|----|-----|-----|----|---|---|-----|-----|
| 2004-05 | Des Moines        | USHL   | 60 | 8 | 10 | 18  | 32  | -  | - | - | -   | -   |
| 2005-06 | Boston University | HE     | 32 | 2 | 2  | 4   | 12  | -  | - | - | -   | -   |
| 2006-07 | Boston University | HE     | 39 | 2 | 3  | 5   | 18  | -  | - | - | -   | -   |
| 2007-08 | Boston University | HE     | 38 | 4 | 3  | 7   | 24  | -  | - | - | -   | -   |
| 2008-09 | Boston University | HE     | 45 | 6 | 23 | 29  | 24  | -  | - | - | -   | -   |

Selected by San Jose in the 2006 NHL Entry Draft (7th round, 202nd overall).

PLAYERS



## FRAZER MCLAREN LEFT WING

Shoots: Left 6-foot-4, 235 pounds  
 Born: 10/29/87 in Winnipeg, Manitoba  
 Selected by San Jose in the 2007 NHL Entry Draft (7th round, 203rd overall).

**2008-09:** His 21 fighting majors were a Worcester franchise record and fourth amongst AHL rookies...Led Worcester in PIM and was fourth amongst league rookies...Scored first professional goal on Oct. 11 at Lowell...**Playoffs:** Led the team and AHL in PIM and had two fighting majors...T-6th on the team in points and was a plus-3...**Career 2007-08:** 12th in WHL with 164 PIM for Portland and Moose Jaw...Tied career high in goals and set career highs in points and assists...Began the season as Portland's captain and was acquired by Moose Jaw in November...Recorded first professional point (assist) on April 11 at Portland...Made professional debut on April 2 at Springfield...**2006-07:** Second on the team in goals and fourth in points...Led team and finished seventh in the WHL in PIM...Second on the team in power play goals (12)...Tied for team lead in shorthanded goals (two)...**2005-06:** Finished season with 21 fighting majors and finished eighth in the WHL in PIM...Seventh on the team in goals...**2004-05:** Sixth on the team in PIM...Posted two power play goals...**2003-04:** Selected to play for Team Western, a combined team of the best 16-year-olds from Manitoba and Saskatchewan, in the 2003-04 World "Under 17" Hockey Challenge in St. John's, Newfoundland...Posted four fighting majors with Portland.

### CAREER STATISTICS

### PLAYOFFS

| Season  | Club      | League   | GP | G  | A  | PTS | PIM | GP | G | A | PTS | PIM |
|---------|-----------|----------|----|----|----|-----|-----|----|---|---|-----|-----|
| 2003-04 | Portland  | WHL      | 50 | 0  | 3  | 3   | 44  | 1  | 0 | 0 | 0   | 0   |
|         | West      | World/17 | 5  | 0  | 1  | 1   | 12  | -  | - | - | -   | -   |
| 2004-05 | Portland  | WHL      | 71 | 6  | 5  | 11  | 124 | 7  | 0 | 0 | 0   | 10  |
| 2005-06 | Portland  | WHL      | 70 | 12 | 6  | 18  | 194 | 12 | 0 | 2 | 2   | 27  |
| 2006-07 | Portland  | WHL      | 61 | 19 | 12 | 31  | 186 | -  | - | - | -   | -   |
| 2007-08 | Portland  | WHL      | 18 | 4  | 3  | 7   | 45  | -  | - | - | -   | -   |
|         | Moose Jaw | WHL      | 48 | 15 | 18 | 33  | 119 | 6  | 1 | 1 | 2   | 8   |
|         | Worcester | AHL      | 4  | 0  | 1  | 1   | 17  | -  | - | - | -   | -   |
| 2008-09 | Worcester | AHL      | 75 | 7  | 1  | 8   | 181 | 12 | 1 | 4 | 5   | 50  |

Selected by San Jose in the 2007 NHL Entry Draft (7th round, 203rd overall).



## MIKE MOORE DEFENSE

Shoots: Right 6-foot-1, 200 pounds  
 Born: 12/12/84 in Calgary, Alberta  
 Hometown: Calgary, Alberta  
 Signed by San Jose as a free agent on April 8, 2008.

**2008-09:** Second on Worcester (AHL) in plus/minus (plus-14) and third in PIM...Voted Sharks Rookie of the Year by the local media...Finished with 10 fighting majors...Nominated as Sharks "Man of the Year" for his contributions to the Worcester community...Recalled to San Jose on Jan. 27 and dressed in warmups at Colorado. Did not appear in the game and was reassigned to Worcester on Jan. 29...Scored his first professional goal on Nov. 19 vs. Norfolk...Posted first professional assist on Nov. 7 at Hartford...**Playoffs:** Tied for team lead in plus/minus (plus-7)...**Career: 2007-08:** Made his professional debut on April 11 at Portland, picking up 11 PIM...Signed by San Jose on April 8...The team captain of Princeton's first ECAC Championship team in 10 years...Helped lead team to the Ivy League Championship...Named the 2008 ECAC Hockey Defensive Defenseman of the Year and led Princeton defensemen in goals, assists and points...**2006-07:** Led team defensemen in scoring...An honorable mention All-Ivy selection...Led Princeton with a plus-9 plus/minus...One of 13 Tigers named to the ECAC All-Academic Team...**2005-06:** Named to the ECACHL All-Academic team...**2004-05:** Led team freshmen in scoring...Received Hobey Baker Trophy as the team's top freshman...Majored in mechanical and aerospace engineering.

### CAREER STATISTICS

| Season  | Club                 | League | GP |   |    |     |     | PLAYOFFS |   |   |     |     |
|---------|----------------------|--------|----|---|----|-----|-----|----------|---|---|-----|-----|
|         |                      |        | GP | G | A  | PTS | PIM | GP       | G | A | PTS | PIM |
| 2003-04 | South Surrey         | BCHL   | 52 | 6 | 21 | 27  | 148 | 10       | 0 | 2 | 2   | 6   |
| 2004-05 | Princeton University | NCAA   | 25 | 3 | 7  | 10  | 22  | -        | - | - | -   | -   |
| 2005-06 | Princeton University | NCAA   | 30 | 0 | 4  | 4   | 42  | -        | - | - | -   | -   |
| 2006-07 | Princeton University | NCAA   | 32 | 4 | 10 | 14  | 50  | -        | - | - | -   | -   |
| 2007-08 | Princeton University | NCAA   | 34 | 7 | 17 | 24  | 40  | -        | - | - | -   | -   |
|         | Worcester            | AHL    | 3  | 0 | 0  | 0   | 16  | -        | - | - | -   | -   |
| 2008-09 | Worcester            | AHL    | 76 | 5 | 13 | 18  | 132 | 12       | 0 | 1 | 1   | 17  |

Signed by San Jose as a free agent on April 8, 2008.



## NICK PETRECKI DEFENSE


Shoots: Left 6-foot-4, 220 pounds  
 Born: 7/11/89 in Schenectady, New York  
 Selected by San Jose in the 2007 NHL Entry Draft (1st round, 28th overall).

**2008-09:** Fifth on Boston College (Hockey East) in plus/minus (plus-3)...Led team in PIM...Tied for 14th on the team in assists...Signed to an NHL contract with San Jose on March 30...**Career 2007-08:** Won the National Championship with Boston College...Invited to the 2008 USA Hockey National Junior Championship Development Camp...Led team in PIM...**2006-07:** Led team defensemen in points...T-4th among USHL defensemen and led team defensemen in goals...Led team, fourth in the league and second among league defensemen in PIM...Tied for third among league defense in game-winning goals (two)...Named USHL Player of the Week twice during the season: Jan. 2 and March 19...Named Second Team All-USHL...Represented West Division at the USHL All-Star Game...**2005-06:** Despite playing in just 53 games, finished second on the team in PIM.

### CAREER STATISTICS

| Season  | Club           | League | GP |    |    |     |     | PLAYOFFS |   |   |     |     |
|---------|----------------|--------|----|----|----|-----|-----|----------|---|---|-----|-----|
|         |                |        | GP | G  | A  | PTS | PIM | GP       | G | A | PTS | PIM |
| 2005-06 | Omaha          | USHL   | 53 | 0  | 3  | 3   | 110 | 5        | 0 | 0 | 0   | 0   |
| 2006-07 | Omaha          | USHL   | 54 | 11 | 14 | 25  | 177 | 5        | 0 | 0 | 0   | 10  |
| 2007-08 | Boston College | HE     | 42 | 5  | 7  | 12  | 102 | -        | - | - | -   | -   |
| 2008-09 | Boston College | HE     | 35 | 0  | 7  | 7   | 161 | -        | - | - | -   | -   |

Selected by San Jose in the 2007 NHL Entry Draft (1st round, 28th overall).



## COREY QUIRK LEFT WING

Shoots: Left 5-foot-10, 180 pounds  
 Born: 7/3/86 in Brockton, Massachusetts  
 Hometown: Brockton, Massachusetts  
 Signed by Worcester (AHL) as a free agent on July 29, 2009.

**2008-09:** Signed an Amateur Tryout Contract (ATO) with Albany (AHL) following the season...Posted seven points in 11 games with Albany, including a two-goal game on April 5 at Bridgeport...Named to the Hockey East All-Academic Team for the second time in his career...Served as UMass-Amherst co-captain...Nominee for the Hobey Baker Award for the second consecutive season...Given the UMass Hockey Coaches Award for having exemplified dedication in the classroom as well as on-and-off the ice...**Career 2007-08:** Served as alternate captain...Finished the season second in team scoring...**2006-07:** Tied for the team lead in goals...Second on the team in assists and points...**2005-06:** Shared the team Rookie of the Year Award...Named to Hockey East All-Academic Team...**2004-05:** Earned Waterloo's (USHL) Rookie of the Year and Community Service Awards.

### CAREER STATISTICS

### PLAYOFFS

| Season  | Club          | League | GP | G  | A  | PTS | PIM | GP | G | A | PTS | PIM |
|---------|---------------|--------|----|----|----|-----|-----|----|---|---|-----|-----|
| 2004-05 | Waterloo      | USHL   | 59 | 14 | 26 | 40  | 28  | 5  | 0 | 0 | 0   | 0   |
| 2005-06 | UMass-Amherst | HE     | 36 | 8  | 5  | 13  | 16  | -  | - | - | -   | -   |
| 2006-07 | UMass-Amherst | HE     | 39 | 13 | 18 | 31  | 22  | -  | - | - | -   | -   |
| 2007-08 | UMass-Amherst | HE     | 36 | 11 | 18 | 29  | 14  | -  | - | - | -   | -   |
| 2008-09 | UMass-Amherst | HE     | 39 | 11 | 19 | 30  | 24  | -  | - | - | -   | -   |
|         | Albany        | AHL    | 11 | 5  | 2  | 7   | 4   | -  | - | - | -   | -   |

Signed an Amateur Tryout (ATO) with Albany (AHL) on March 21, 2009. Signed as a free agent by Worcester (AHL) on July 29, 2009.

PLAYERS



## DANIEL RAHIMI DEFENSE

Shoots: Left 6-foot-3, 220 pounds  
 Born: 4/28/87 in Umea, Sweden  
 Acquired by San Jose along with Patrick White from Vancouver in exchange for Christian Ehrhoff and Brad Lukowich on Aug. 28, 2009.

**2008-09:** Recorded a career-high plus-7...**Career 2007-08:** Split his first full professional season in North America between Manitoba (AHL) and Victoria (ECHL)...Had a career-high plus-3 plus/minus rating and a goal on Feb. 17 vs. Toronto...**2006-07:** Began the season in Sweden and was tied for the team lead in PIM...Gained his first North American experience playing in one regular season game and four playoff games with Manitoba...**2005-06:** Appeared in six games with Bjorkloven in Sweden.

### CAREER STATISTICS

### PLAYOFFS

| Season  | Club          | League | GP | G | A | PTS | PIM | GP | G | A | PTS | PIM |
|---------|---------------|--------|----|---|---|-----|-----|----|---|---|-----|-----|
| 2005-06 | Bjorkloven IF | Swe-1  | 6  | 0 | 0 | 0   | 4   | -  | - | - | -   | -   |
| 2006-07 | Bjorkloven IF | Swe-1  | 33 | 0 | 2 | 2   | 104 | -  | - | - | -   | -   |
|         | Manitoba      | AHL    | 1  | 0 | 0 | 0   | 0   | 4  | 0 | 0 | 0   | 2   |
| 2007-08 | Victoria      | ECHL   | 19 | 0 | 5 | 5   | 14  | -  | - | - | -   | -   |
|         | Manitoba      | AHL    | 41 | 3 | 2 | 5   | 37  | -  | - | - | -   | -   |
| 2008-09 | Manitoba      | AHL    | 58 | 1 | 5 | 6   | 49  | -  | - | - | -   | -   |

Selected by Vancouver in the 2006 NHL Entry Draft (3rd round, 82nd overall). Acquired by San Jose along with Patrick White from Vancouver in exchange for Christian Ehrhoff and Brad Lukowich on Aug. 28, 2009.



## TYSON SEXSMITH GOALTENDER

Catches: Left 5-foot-11, 210 pounds  
 Born: 3/19/89 in Priddis, Alberta  
 Selected by San Jose in the 2007 NHL Entry Draft (3rd round, 91st overall).

**2008-09:** Finished fourth in the WHL and seventh in the CHL in goals-against average...Third in the WHL and fifth in the CHL in wins...Second for the fewest losses among goaltenders who had played at least 30 games...Didn't lose a game in regulation until his 12th game...Broke the WHL and CHL record for career shutouts (26)...Named the ADT CHL Goaltender of the week for the week ending Nov. 9...**Playoffs:** Finished second in WHL in save percentage (.927)...Third among



WHL goaltenders in GAA and wins and tied for third in shutouts...**Career 2007-08:** Attended Team Canada's National Junior Championship Development Camp...Led WHL in GAA, minutes played and shutouts...Second in WHL in wins...**Playoffs:** Finished third in the WHL in GAA...**2006-07:** Led WHL in GAA, second in shutouts, fifth in wins and sixth in save percentage (.915)...Took part in Hockey Canada's Program of Excellence Camp...Played in CHL Top Prospects Game...Twice earned ADT CHL Goaltender of the Week...**Playoffs:** Led all WHL netminders in GAA and shutouts...At the Memorial Cup, allowed only seven goals against in five games and posted a save percentage of .936...**2005-06:** Served as backup as team won WHL Championship and reached Memorial Cup...A member of Team Pacific at the 2006 World Under-17 Challenge...**2004-05:** Made WHL debut with three games (two with Vancouver).

CAREER STATISTICS

PLAYOFFS

| Season  | Club         | League | GP | W  | L  | T | MINS | GA  | SO | GAA  | GP | W  | L | MINS | GA | SO | AVG  |
|---------|--------------|--------|----|----|----|---|------|-----|----|------|----|----|---|------|----|----|------|
| 2004-05 | Vancouver    | WHL    | 2  | 1  | 0  | 0 | 80   | 4   | 0  | 3.00 | -  | -  | - | -    | -  | -  | -    |
|         | Medicine Hat | WHL    | 1  | 0  | 0  | 0 | 5    | 0   | 0  | 0.00 | -  | -  | - | -    | -  | -  | -    |
| 2005-06 | Vancouver    | WHL    | 11 | 6  | 3  | 1 | 547  | 21  | 1  | 2.30 | -  | -  | - | -    | -  | -  | -    |
|         | Pacific      | WHL/17 | 3  | 2  | 1  | 0 | 160  | 9   | 0  | 3.38 | -  | -  | - | -    | -  | -  | -    |
| 2006-07 | Vancouver    | WHL    | 51 | 31 | 12 | 8 | 3047 | 91  | 10 | 1.79 | 22 | 14 | 7 | 1339 | 40 | 4  | 1.79 |
| 2007-08 | Vancouver    | WHL    | 62 | 43 | 11 | 8 | 3678 | 116 | 9  | 1.89 | 10 | 6  | 4 | 658  | 20 | 0  | 1.82 |
| 2008-09 | Vancouver    | WHL    | 52 | 39 | 9  | 4 | 3109 | 117 | 6  | 2.26 | 17 | 10 | 7 | 1150 | 36 | 1  | 1.88 |

Selected by San Jose in the 2007 NHL Entry Draft (3rd round, 91st overall).



ALEX STALOCK GOALTENDER

Catches: Left 5-foot-11, 185 pounds

Born: 7/28/87 in St. Paul, Minnesota

Selected by San Jose in the 2005 NHL Entry Draft (4th round, 112th overall).

**2008-09:** Established team records for goals-against average (11th in nation), save percentage (.924 — 13th) and shutouts...Led the WCHA in intra-conference GAA (2.39)...Led the nation in minutes played...Selected to the All-WCHA First Team...

Named to the ACHA/Reebok All-America West Team...Led the Bulldogs to their first WCHA playoff championship in 24 years and helped the team to the NCAA West Regional Finals...Finished his collegiate career with the school records for GAA (2.48), save percentage (.910) and shutouts (nine)...**Career 2007-08:** Appeared in 36 of team's 39 games...Finished 23rd in the nation in goals-against average and ninth in minutes played...**2006-07:** Led team in games played...Led all WCHA freshmen goaltenders in all major categories...Named to the WCHA All-Rookie Team...Led NCAA goaltenders with four assists...**2005-06:** Named the USHL's Player of the Week on Sept. 27...Finished the regular season leading the USHL in wins and save percentage (.931)...T-3rd in shutouts and sixth in GAA...Attended development camp for the U.S. World Jr. Team...Selected as one of the goaltenders to represent the U.S. in the Viking Cup...Earned an assist, leading Team USA to a third place finish...Named Goaltender of the Month by the USHL for his performance in November...Named Top Goaltender of the Year in the USHL and to the RbK All-USHL First Team...**Playoffs:** Led all goaltenders in shots faced (281), fourth in save percentage (.918) and seventh in GAA...**2004-05:** Made USHL debut with Cedar Rapids...**Playoffs:** Named USHL's Clark Cup Playoffs Most Valuable Player...**Other:** Acquired from Sioux Falls in July 2004 in exchange for a second round pick in the 2005 USHL Draft...Originally selected by Sioux Falls in the second round of the May 2004 USHL Draft with the 13th overall choice...Backstopped South St. Paul High to semifinal of 2004 Minnesota Class A State Tournament and was named to All-Tournament Team for his efforts...Posted 2.00 GAA and .920 save percentage in six games at USA Hockey Select 17 Festival in July 2004.

CAREER STATISTICS

PLAYOFFS

| Season  | Club         | League     | GP | W  | L  | T | MINS | GA  | SO | GAA  | GP | W | L | MINS | GA | SO | AVG  |
|---------|--------------|------------|----|----|----|---|------|-----|----|------|----|---|---|------|----|----|------|
| 2004-05 | Cedar Rapids | USHL       | 32 | 19 | 9  | 3 | 1801 | 82  | 1  | 2.73 | 9  | 7 | 2 | 582  | 14 | 1  | 1.44 |
| 2005-06 | Cedar Rapids | USHL       | 44 | 28 | 13 | 3 | 2641 | 112 | 4  | 2.54 | 8  | 3 | 5 | 472  | 25 | 0  | 3.18 |
|         | USA          | Viking Cup | 3  | 2  | 1  | 0 | -    | -   | -  | -    | -  | - | - | -    | -  | -  | -    |
| 2006-07 | Minn.-Duluth | WCHA       | 23 | 5  | 14 | 3 | 1364 | 76  | 1  | 3.34 | -  | - | - | -    | -  | -  | -    |
| 2007-08 | Minn.-Duluth | WCHA       | 36 | 13 | 17 | 6 | 2170 | 85  | 3  | 2.35 | -  | - | - | -    | -  | -  | -    |
| 2008-09 | Minn.-Duluth | WCHA       | 42 | 21 | 13 | 8 | 2523 | 90  | 5  | 2.13 | -  | - | - | -    | -  | -  | -    |

Selected by San Jose in the 2005 NHL Entry Draft (4th round, 112th overall).



## DEAN STRONG FORWARD

Shoots: Left 5-foot-9, 175 pounds  
 Born: 7/17/85 in Mississauga, Ontario  
 Hometown: Mississauga, Ontario  
 Signed by Worcester (AHL) as a free agent on June 25, 2009.

**2008-09:** Served as Vermont's (Hockey East) captain... Didn't miss a game in his college career... T-2nd on the team in assists... Awarded the Semans Trophy, presented to the senior male and female student-athletes who have demonstrated a high level of athletic achievement and who earned the respect and regard from his/her fellow students for leadership, loyalty, and service to Vermont... Won Hockey East's Len Ceglarski Sportsmanship Award and these team honors: Jim Cross Coaches' Award and Mike Gilligan Award... **Career 2007-08:** Led team in points and assists... Named runner-up for Best Defensive Forward in Hockey East... Named to the Hockey East All-Academic Team... Earned a spot on the Hockey East Weekly Honor Roll three times... Received the Jim Cross Coaches' Award... **2006-07:** Led the team in goals and finished second in points... Second on Vermont in assists... Named to the Hockey East Weekly Honor Roll on four occasions and was named the Hockey East Player of the Month in November... **2005-06:** Named the team's George Buzzell Rookie of the Year... Led team rookies in points... Ranked fourth in Hockey East among freshmen in scoring... Named to the Hockey East Weekly Honor Roll twice.

### CAREER STATISTICS

### PLAYOFFS

| Season  | Club          | League | GP | G  | A  | PTS | PIM | GP | G | A | PTS | PIM |
|---------|---------------|--------|----|----|----|-----|-----|----|---|---|-----|-----|
| 2002-03 | Milton        | OPJHL  | 43 | 14 | 7  | 21  | 8   | -  | - | - | -   | -   |
| 2003-04 | Milton        | OPJHL  | 48 | 29 | 32 | 61  | 28  | -  | - | - | -   | -   |
| 2004-05 | Vermont       | BCHL   | 56 | 35 | 56 | 91  | 28  | -  | - | - | -   | -   |
| 2005-06 | U. of Vermont | HE     | 38 | 9  | 15 | 24  | 21  | -  | - | - | -   | -   |
| 2006-07 | U. of Vermont | HE     | 39 | 13 | 18 | 31  | 50  | -  | - | - | -   | -   |
| 2007-08 | U. of Vermont | HE     | 39 | 8  | 20 | 28  | 20  | -  | - | - | -   | -   |
| 2008-09 | U. of Vermont | HE     | 39 | 5  | 19 | 24  | 10  | -  | - | - | -   | -   |

Signed by Worcester (AHL) as a free agent on June 25, 2009.



## T.J. TREVELYAN LEFT WING

Shoots: Left 5-foot-9, 180 pounds  
 Born: 3/6/84 in Mississauga, Ontario  
 Hometown: Mississauga, Ontario  
 Signed by Worcester (AHL) as a free agent on July 21, 2009.

**2008-09:** Second on Iowa (AHL) in points and tied for team lead in goals... T-3rd on team in power play goals (six)... **Career 2007-08:** Recorded six multi-point games and four game-winning goals for Providence (AHL)... Six-game point streak in the Calder Cup Playoffs... Third on the team in postseason points... **2006-07:** Began season in the ECHL with Long Beach after participating in Boston Bruins training camp... Had 11-game ECHL point streak from Oct. 27-Nov. 18... Scored first career AHL goal on Dec. 2 at Springfield... **2005-06:** Became only second St. Lawrence University Saint to lead ECAC in scoring and named First Team All-American and ECAC Player of the Year... One of 10 finalists for Hobey Baker Award as nation's top college player... Named ECAC First-Team All-Star while leading ECAC in scoring... Became third all-time leading goal scorer in St. Lawrence history.

### CAREER STATISTICS

### PLAYOFFS

| Season  | Club         | League | GP | G  | A  | PTS | PIM | GP | G | A | PTS | PIM |
|---------|--------------|--------|----|----|----|-----|-----|----|---|---|-----|-----|
| 2002-03 | St. Lawrence | ECAC   | 34 | 10 | 12 | 22  | 38  | -  | - | - | -   | -   |
| 2003-04 | St. Lawrence | ECAC   | 38 | 23 | 16 | 39  | 62  | -  | - | - | -   | -   |
| 2004-05 | St. Lawrence | ECAC   | 38 | 25 | 20 | 45  | 61  | -  | - | - | -   | -   |
| 2005-06 | St. Lawrence | ECAC   | 40 | 20 | 28 | 48  | 43  | -  | - | - | -   | -   |
| 2006-07 | Long Beach   | ECHL   | 15 | 9  | 8  | 17  | 16  | -  | - | - | -   | -   |
|         | Providence   | AHL    | 60 | 28 | 25 | 53  | 41  | 13 | 3 | 6 | 9   | 12  |
| 2007-08 | Providence   | AHL    | 72 | 18 | 20 | 38  | 23  | 10 | 5 | 3 | 8   | 6   |
| 2008-09 | Iowa         | AHL    | 76 | 23 | 24 | 47  | 18  | -  | - | - | -   | -   |

Signed by Boston as a free agent on Aug. 28, 2006. Signed by Iowa (AHL) on Oct. 2, 2008. Signed by Worcester as a free agent on July 21, 2009.



## RYAN VESCE

RIGHT WING

Shoots: Right 5-foot-8, 175 pounds

Born: 4/7/82 in Lloyd Harbor, New York

Signed by San Jose as a free agent on Aug. 12, 2008.

**2008-09:** Appeared in 10 games with San Jose...Played in his first home game as a Shark on March 19 vs. Nashville...Made his NHL debut on Feb. 11 at Pittsburgh...Named Worcester (AHL) Most Valuable Player...Among AHL leaders: 13th in points, second in game-winning goals (nine) and first in overtime goals (four)...Set the franchise record with a 17-game point streak from Dec. 29-Feb. 15...Represented Worcester on the PlanetUSA Team at the AHL All-Star Game and posted two points (goal and an assist) in the game...Edged teammate Derek Joslin in the Individual Puck Control Relay at the AHL All-Star Skills Competition...**Playoffs:** T-2nd on the team in points...Scored the game-winning goal in the second overtime of Game 3 vs. Hartford on April 20 (also scored the tying goal in the second period)...**Career 2007-08:** Led Helsinki in points and goals (T-5th in league)...Teammates with former Sharks forward Steve Guolla...**2006-07:** Fourth on the team in points and second in assists...Scored eight power play goals and two shorthanded...**2005-06:** Led team in points and power play goals...Finished 14th in the AHL and led team in assists...**2004-05:** Amongst league leaders: T-4th in points, T-6th in assists and T-10th in goals...**2003-04:** Second on Cornell in points...**2002-03:** Finished 25th in the nation in points per game (1.25)...Named to the ECAC Second Team All-Conference...T-8th in the nation in game-winning goals (five)...Teammates with current Sharks defenseman Douglas Murray...**2001-02:** Fourth on team in points and assists...**2000-01:** T-5th amongst ECAC freshmen in points.

PLAYERS

### CAREER STATISTICS

### PLAYOFFS

| Season         | Club                     | League     | GP        | G        | A        | PTS      | PIM      | GP | G | A | PTS | PIM |
|----------------|--------------------------|------------|-----------|----------|----------|----------|----------|----|---|---|-----|-----|
| 2000-01        | Cornell                  | ECAC       | 33        | 7        | 20       | 27       | 10       | -  | - | - | -   | -   |
| 2001-02        | Cornell                  | ECAC       | 35        | 10       | 20       | 30       | 10       | -  | - | - | -   | -   |
| 2002-03        | Cornell                  | ECAC       | 36        | 19       | 26       | 45       | 16       | -  | - | - | -   | -   |
| 2003-04        | Cornell                  | ECAC       | 27        | 10       | 16       | 26       | 14       | -  | - | - | -   | -   |
| 2004-05        | Rogle BK                 | SWE        | 43        | 20       | 25       | 45       | 51       | -  | - | - | -   | -   |
| 2005-06        | Springfield              | AHL        | 80        | 18       | 49       | 67       | 50       | -  | - | - | -   | -   |
| 2006-07        | Binghamton               | AHL        | 80        | 16       | 35       | 51       | 51       | -  | - | - | -   | -   |
| 2007-08        | Helsinki                 | FNL        | 56        | 26       | 18       | 44       | 42       | -  | - | - | -   | -   |
| <b>2008-09</b> | <b>San Jose</b>          | <b>NHL</b> | <b>10</b> | <b>0</b> | <b>0</b> | <b>0</b> | <b>4</b> | -  | - | - | -   | -   |
|                | Worcester                | AHL        | 67        | 24       | 47       | 71       | 28       | 12 | 3 | 7 | 10  | 22  |
|                | <b>Sharks/NHL Totals</b> |            | <b>10</b> | <b>0</b> | <b>0</b> | <b>0</b> | <b>4</b> | -  | - | - | -   | -   |

Signed by Springfield (AHL) as a free agent on Sept. 7, 2005. Signed by Ottawa (NHL) as a free agent on July 17, 2006. Signed by Helsinki (FNL) as a free agent on July 17, 2007. **Signed by San Jose as a free agent on Aug. 12, 2008.**



## MICHAEL WILSON

DEFENSE

Shoots: Left 6-foot-1, 165 pounds

Born: 5/8/87 in North Vancouver, British Columbia

Hometown: North Vancouver, British Columbia

Signed by Worcester (AHL) as a free agent on Oct. 3, 2008.

**2008-09:** Participated in the Sharks Rookie Development Camp and earned an AHL contract...Registered his first professional goal in his second game on Oct. 17 at Albany...Recorded his first career assist the next night vs. Providence on Oct. 18...Finished fourth amongst Phoenix (ECHL) defensemen in points in just 27 games...Named to the All-Star team...**Career 2007-08:** Scored WHL career-high 47 points in 64 games for Swift Current...**2006-07:** Scored a career-high 10 goals...**2005-06:** Played in 34 games with 13 points...**2004-05:** Played junior hockey for the Langley Hornets, now known as the Westside Warriors, in the BCHL...**2003-04:** Recorded BCHL career best 14 assists in 53 games.

### CAREER STATISTICS

### PLAYOFFS

| Season  | Club          | League | GP | G  | A  | PTS | PIM | GP | G | A | PTS | PIM |
|---------|---------------|--------|----|----|----|-----|-----|----|---|---|-----|-----|
| 2003-04 | Langley       | BCHL   | 53 | 5  | 14 | 19  | 53  | -  | - | - | -   | -   |
| 2004-05 | Langley       | BCHL   | 46 | 0  | 10 | 10  | 37  | -  | - | - | -   | -   |
| 2005-06 | Swift Current | WHL    | 34 | 3  | 10 | 13  | 16  | 4  | 0 | 1 | 1   | 2   |
| 2006-07 | Swift Current | WHL    | 71 | 10 | 27 | 37  | 67  | 6  | 0 | 1 | 1   | 2   |
| 2007-08 | Swift Current | WHL    | 64 | 6  | 41 | 47  | 28  | 9  | 1 | 3 | 4   | 6   |
| 2008-09 | Worcester     | AHL    | 31 | 1  | 4  | 5   | 14  | -  | - | - | -   | -   |
|         | Phoenix       | ECHL   | 27 | 4  | 10 | 14  | 24  | -  | - | - | -   | -   |

Signed by Worcester (AHL) as a free agent on Oct. 3, 2008.



# STEVEN ZALEWSKI (ZUH-LEH-SKI) CENTER

Shoots: Left 5-foot-11, 190 pounds

Born: 8/20/86 in Utica, New York

Selected by San Jose in the 2004 NHL Entry Draft (5th round, 153rd overall).

**2008-09:** Tied for rookie lead in shorthanded goals (two)...Fourth on team in shots (192)...Recorded a seven-game point streak from Jan. 17 at Norfolk through Feb. 1 at Providence...Had a career-high three points (goal and two assists) on April 3 at Albany...**Playoffs:** Registered an assist in Game 3 at Providence...**Career 2007-08:** Scored his first professional goal on April 11 at Portland and won the game in overtime with his second goal...Recorded first professional point on April 5 at Manchester...Made his professional debut on April 4 vs. Portland...Clarkson's alternate captain was first team All-ECAC...Led the ECAC in goals, including a league-high 16 in conference play...Finished second on the team in points and PIM...Named ECAC Player of the Week on Nov. 12...Led team to second round of the NCAA Tournament...**2006-07:** Led team in game-winning goals (four — T-3rd in ECAC), T-3rd in goals and power play goals (six) and fourth in points...Recorded nine multiple-point games, including three, two-goal efforts...**2005-06:** Tied for eighth on the team in scoring...Ranked fourth in the conference in power play goals (eight)...One of nine players drafted off the Golden Knights roster...**2004-05:** Finished season as team's leading freshman scorer and tied for third on team in points and power play goals, second in goals and fourth in PIM...11th in ECAC in scoring among rookies and second in goals...Named to ECAC Weekly Honor Roll on Nov. 29...**2003-04:** Played for Northwood Prep.

PLAYERS

## CAREER STATISTICS

## PLAYOFFS

| Season  | Club      | League | GP | G  | A  | PTS | PIM | GP | G | A | PTS | PIM |
|---------|-----------|--------|----|----|----|-----|-----|----|---|---|-----|-----|
| 2003-04 | Northwood | USHSE  | 40 | 32 | 34 | 66  | 22  | -  | - | - | -   | -   |
| 2004-05 | Clarkson  | ECAC   | 39 | 12 | 7  | 19  | 60  | -  | - | - | -   | -   |
| 2005-06 | Clarkson  | ECAC   | 35 | 9  | 13 | 22  | 50  | -  | - | - | -   | -   |
| 2006-07 | Clarkson  | ECAC   | 39 | 16 | 18 | 34  | 44  | -  | - | - | -   | -   |
| 2007-08 | Clarkson  | ECAC   | 38 | 21 | 12 | 33  | 34  | -  | - | - | -   | -   |
|         | Worcester | AHL    | 7  | 2  | 4  | 6   | 0   | -  | - | - | -   | -   |
| 2008-09 | Worcester | AHL    | 75 | 13 | 26 | 39  | 26  | 12 | 0 | 1 | 1   | 6   |

Selected by San Jose in the 2004 NHL Entry Draft (5th round, 153rd overall).



Executive Vice President and General Manager Doug Wilson (left) with 2005 First Round NHL Entry Draft Pick Devin Setoguchi.





# DOMINIK BIELKE

## DEFENSE

Shoots: Left 6-foot-3, 190 pounds

Born: 10/23/90 in Berlin, Germany

Selected by San Jose in the 2009 NHL Entry Draft (7th round, 207th overall).

**2008-09:** Second on Berlin's junior team in points...Made debut in the DEL with Berlin...Represented Germany at World Junior Championships....**Career 2007-08:** Second amongst team defensemen in goals and points... Represented Germany at the U-18 World Junior Championships.

### CAREER STATISTICS

### PLAYOFFS

| Season  | Club    | League     | GP | G  | A  | PTS | PIM | GP | G | A | PTS | PIM |
|---------|---------|------------|----|----|----|-----|-----|----|---|---|-----|-----|
| 2006-07 | Berlin  | GerOb      | 3  | 0  | 0  | 0   | 0   | -  | - | - | -   | -   |
| 2007-08 | Berlin  | GerOb      | 46 | 5  | 7  | 12  | 0   | -  | - | - | -   | -   |
|         | Germany | World U-18 | 6  | 0  | 1  | 1   | 12  | -  | - | - | -   | -   |
| 2008-09 | Berlin  | GerOb      | 47 | 14 | 25 | 39  | 104 | -  | - | - | -   | -   |
|         | Berlin  | DEL        | 7  | 0  | 1  | 1   | 2   | -  | - | - | -   | -   |
|         | Germany | World Jr.  | 6  | 0  | 0  | 0   | 4   | -  | - | - | -   | -   |

Selected by San Jose in the 2009 NHL Entry Draft (7th round, 207th overall).

# JUSTIN BRAUN

## DEFENSE

Shoots: Right 6-foot-1, 180 pounds

Born: 2/10/87 in St. Paul, Minnesota

Selected by San Jose in the 2007 NHL Entry Draft (7th round, 201st overall).

**2008-09:** Finished fifth on the team in points, assists and shots...Finished third on the team in PIM and T-6th in goals...**Career 2007-08:** T-8th among Hockey East defensemen and second amongst team defensemen in points...Fifth on team in assists and second among team defensemen in goals...**2006-07:** Tied for second among all Hockey East freshmen defensemen in points...T-15th among all HE defensemen and tied for 11th among all HE freshmen in points...Named to the Hockey East All-Rookie Team...**2005-06:** Third among team defensemen in points...T-4th on team in penalty minutes...**2004-05:** Posted 10 shots in 10 games.

### CAREER STATISTICS

### PLAYOFFS

| Season  | Club           | League | GP | G | A  | PTS | PIM | GP | G | A | PTS | PIM |
|---------|----------------|--------|----|---|----|-----|-----|----|---|---|-----|-----|
| 2004-05 | Green Bay      | USHL   | 10 | 0 | 0  | 0   | 2   | -  | - | - | -   | -   |
| 2005-06 | Green Bay      | USHL   | 59 | 2 | 11 | 13  | 69  | 3  | 0 | 0 | 0   | 2   |
| 2006-07 | U-Mass Amherst | HE     | 39 | 4 | 10 | 14  | 20  | -  | - | - | -   | -   |
| 2007-08 | U-Mass Amherst | HE     | 36 | 4 | 16 | 20  | 20  | -  | - | - | -   | -   |
| 2008-09 | U-Mass Amherst | HE     | 39 | 7 | 16 | 23  | 50  | -  | - | - | -   | -   |

Selected by San Jose in the 2007 NHL Entry Draft (7th round, 201st overall).



# WILLIAM COLBERT DEFENSE

Shoots: Left 6-foot-2, 210 pounds

Born: 2/6/85 in Arnprior, Ontario

Selected by San Jose in the 2005 NHL Entry Draft (6th round, 183rd overall).

**2008-09:** Team captain finished second on the team in plus/minus (plus-8)...Eighth on the team and second amongst team defensemen in points...Finished ninth amongst league defensemen in points...Tied for eighth on the team in assists...**Career 2007-08:** Second on team in assists and T-4th in points...**2006-07:** Third among team defensemen in points and assists...Both of his goals were scored on the power play...**2005-06:** Tied for second in scoring among defensemen and tied for 12th among league blueliners...CIS Men's Hockey All-Canadians All-Rookie Team pick...**2004-05:** Led all Ottawa defensemen in scoring...Teammate of 2005 San Jose draft selection Derek Joslin...**Playoffs:** Had 11 points in 21 games...**2003-04:** Selected by Ottawa in the 2003 NHL Entry Draft (7th round, 228th overall)...Youngest player in the Senators 2003 Rookie Camp...Named Ottawa's "Scholastic Player of the Year" and the team's nominee for the Bobby Smith Award, presented to the OHL's "Scholastic Player of the Year"...Named to the OHL All-Star Team...Ranked as the OHL Eastern Conference's third-best defensive defenseman in 2003-04 Coach's Poll...**2002-03:** Picked up seven points (a goal and six assists) in first season with Ottawa.

PLAYERS

## CAREER STATISTICS

## PLAYOFFS

| Season  | Club               | League | GP | G | A  | PTS | PIM | GP | G | A | PTS | PIM |
|---------|--------------------|--------|----|---|----|-----|-----|----|---|---|-----|-----|
| 2002-03 | Ottawa             | OHL    | 56 | 1 | 6  | 7   | 23  | 23 | 1 | 5 | 6   | 7   |
| 2003-04 | Ottawa             | OHL    | 55 | 3 | 19 | 22  | 28  | 7  | 0 | 4 | 4   | 0   |
| 2004-05 | Ottawa             | OHL    | 68 | 6 | 26 | 32  | 65  | 21 | 3 | 8 | 11  | 8   |
| 2005-06 | St. Francis Xavier | CIS    | 28 | 3 | 8  | 11  | 10  | -  | - | - | -   | -   |
| 2006-07 | St. Francis Xavier | CIS    | 27 | 2 | 9  | 11  | 28  | -  | - | - | -   | -   |
| 2007-08 | St. Francis Xavier | CIS    | 28 | 2 | 13 | 15  | 22  | -  | - | - | -   | -   |
| 2008-09 | St. Francis Xavier | CIS    | 26 | 5 | 12 | 17  | 24  | -  | - | - | -   | -   |

Selected by San Jose in the 2005 NHL Entry Draft (6th round, 183rd overall).

# DREW DANIELS RIGHT WING

Shoots: Right 6-foot-1, 170 pounds

Born: 6/7/89 in Queens, New York

Selected by San Jose in the 2008 NHL Entry Draft (7th round, 194th overall).

**2008-09:** Led the team in plus/minus (plus-8)...T-9th on the team in points and goals, sixth in assists (19) and T-5th in power play goals (four)...**Career 2007-08:** Teammates with brother Justin at the Kent School...Earned a scholarship to Northeastern, along with Justin, and is likely to attend in 2009-10.

## CAREER STATISTICS

## PLAYOFFS

| Season  | Club        | League  | GP | G  | A  | PTS | PIM | GP | G | A | PTS | PIM |
|---------|-------------|---------|----|----|----|-----|-----|----|---|---|-----|-----|
| 2007-08 | Kent School | High-CT | 25 | 12 | 35 | 47  | 14  | -  | - | - | -   | -   |
| 2008-09 | Sioux City  | USHL    | 53 | 9  | 19 | 28  | 24  | -  | - | - | -   | -   |

Selected by San Jose in the 2008 NHL Entry Draft (7th round, 194th overall).

# JUSTIN DANIELS CENTER

Shoots: Right 6-foot-1, 170 pounds

Born: 6/7/89 in Queens, New York

Selected by San Jose in the 2008 NHL Entry Draft (3rd round, 62nd overall).

**2008-09:** Fifth on the team in points, fourth in assists and third in power play assists (12)...**Career 2007-08:** Teammates with brother Drew at the Kent School...Earned a scholarship to Northeastern, along with Drew, and is likely to attend in 2009-10.

## CAREER STATISTICS

## PLAYOFFS

| Season  | Club        | League  | GP | G  | A  | PTS | PIM | GP | G | A | PTS | PIM |
|---------|-------------|---------|----|----|----|-----|-----|----|---|---|-----|-----|
| 2007-08 | Kent School | High-CT | 25 | 17 | 37 | 54  | 10  | -  | - | - | -   | -   |
| 2008-09 | Sioux City  | USHL    | 56 | 9  | 28 | 37  | 17  | -  | - | - | -   | -   |

Selected by San Jose in the 2008 NHL Entry Draft (3rd round, 62nd overall).



## JULIEN DEMERS DEFENSE

Shoots: Left 6-foot, 220 pounds

Born: 9/25/89 in Ottawa, Ontario

Selected by San Jose in the 2008 NHL Entry Draft (5th round, 146th overall).

**2008-09:** T-13th in the league and first on his team in points by a defenseman... T-9th on the team in power play goals (five) and fourth in assists... Voted for third "Best Body Checker" and "Best Defensive Defenseman" honors in OHL Coaches Poll... **Playoffs:** Led team in points and assists... Placed eighth amongst league defensemen in points and T-15th in assists... **Career 2007-08:** Led team defensemen, fifth overall on team, in points... Led team in PIM... Member of the Eastern Conference All-Star Team... Posted two, three-assist games... **2006-07:** Second amongst team rookie defensemen in points... Registered two points (goal and an assist) in his OHL debut on Jan. 5 against Peterborough.

### CAREER STATISTICS

| Season  | Club   | League | GP |   |    |     |     | PLAYOFFS |   |    |     |     |
|---------|--------|--------|----|---|----|-----|-----|----------|---|----|-----|-----|
|         |        |        | GP | G | A  | PTS | PIM | GP       | G | A  | PTS | PIM |
| 2006-07 | Ottawa | OHL    | 31 | 2 | 4  | 6   | 29  | 5        | 0 | 0  | 0   | 6   |
| 2007-08 | Ottawa | OHL    | 65 | 5 | 28 | 33  | 94  | 4        | 0 | 2  | 2   | 0   |
| 2008-09 | Ottawa | OHL    | 61 | 7 | 35 | 42  | 60  | 7        | 0 | 11 | 11  | 2   |

Selected by San Jose in the 2008 NHL Entry Draft (5th round, 146th overall).

## TAYLOR DOHERTY DEFENSE

Shoots: Right 6-foot-7, 220 pounds

Born: 3/2/91 in Cambridge, Ontario

Selected by San Jose in the 2009 NHL Entry Draft (2nd round, 57th overall).

**2008-09:** 13th in the league and led team in PIM... Fourth amongst team defensemen in points... Participated in CHL Top Prospects Game... **Career 2007-08:** Third on the team and fourth amongst league rookies in PIM... Member of Team Canada and won a gold medal at the 2008 Ivan Hlinka Memorial Tournament... Also on the Team Ontario that won a gold medal at the 2008 Under-17 World Hockey Challenge.

### CAREER STATISTICS

| Season  | Club     | League     | GP |   |    |     |     | PLAYOFFS |   |   |     |     |
|---------|----------|------------|----|---|----|-----|-----|----------|---|---|-----|-----|
|         |          |            | GP | G | A  | PTS | PIM | GP       | G | A | PTS | PIM |
| 2007-08 | Kingston | OHL        | 64 | 6 | 14 | 20  | 118 | -        | - | - | -   | -   |
| 2008-09 | Kingston | OHL        | 68 | 2 | 18 | 20  | 140 | -        | - | - | -   | -   |
|         | Canada   | World U-18 | 6  | 0 | 0  | 0   | 8   | -        | - | - | -   | -   |

Selected by San Jose in the 2009 NHL Entry Draft (2nd round, 57th overall).

## SAMUEL GROULX DEFENSE

Shoots: Left 6-foot-2, 175 pounds

Born: 6/28/90 in Gatineau, Quebec

Selected by San Jose in the 2008 NHL Entry Draft (4th round, 92nd overall).

**2008-09:** T-4th in the league amongst defensemen and led Quebec in plus/minus (plus-36)... Fourth on the team in PIM and sixth in power play assists (four)... **Playoffs:** Led the team and fifth in league in plus/minus (plus-13)... Scored one short-handed goal... **Career 2007-08:** Named to the QMJHL All-Rookie Team... Finished second among QMJHL rookie defensemen, T-15th amongst all rookies, in points... Fourth amongst all rookies in PIM... Third amongst rookie defensemen in power play goals (two)... **2006-07:** Appeared in nine games.

### CAREER STATISTICS

| Season  | Club   | League | GP |   |    |     |     | PLAYOFFS |   |   |     |     |
|---------|--------|--------|----|---|----|-----|-----|----------|---|---|-----|-----|
|         |        |        | GP | G | A  | PTS | PIM | GP       | G | A | PTS | PIM |
| 2006-07 | Quebec | QMJHL  | 9  | 1 | 1  | 2   | 2   | 1        | 0 | 0 | 0   | 0   |
| 2007-08 | Quebec | QMJHL  | 70 | 5 | 20 | 25  | 100 | 11       | 0 | 3 | 3   | 14  |
| 2008-09 | Quebec | QMJHL  | 61 | 3 | 22 | 25  | 86  | 17       | 2 | 6 | 8   | 18  |

Selected by San Jose in the 2008 NHL Entry Draft (4th round, 92nd overall).

# CHRISTIAN JENSEN DEFENSE

Shoots: Right 6-foot-3, 190 pounds

Born: 1/6/86 in Brooklyn, New York

Selected by San Jose in the 2004 NHL Entry Draft (9th round, 289th overall).

**2008-09:** Scored his first goal in his second game of the year on Dec. 6 at Brown...Missed all but six games of the season due to injury...**Career 2007-08:** Third among team defensemen in points...Fifth on team in PIM...**2006-07:** Fourth among team freshmen in points...Posted three points in 13 ECAC games...**2005-06:** Finished sixth on the team in scoring among defensemen...**2004-05:** Tied for fourth among team defensemen in points...His seven assists were tied for 10th overall on New Jersey and tied for third among team defensemen...**2003-04:** Named EJHL's Rookie of the Year.

## CAREER STATISTICS

## PLAYOFFS

| Season  | Club       | League | GP | G | A  | PTS | PIM | GP | G | A | PTS | PIM |
|---------|------------|--------|----|---|----|-----|-----|----|---|---|-----|-----|
| 2003-04 | New Jersey | EJHL   | 48 | 6 | 23 | 29  | 62  | -  | - | - | -   | -   |
| 2004-05 | New Jersey | EJHL   | 49 | 1 | 7  | 8   | 14  | -  | - | - | -   | -   |
| 2005-06 | Chicago    | USHL   | 24 | 0 | 4  | 4   | 8   | -  | - | - | -   | -   |
|         | Waterloo   | USHL   | 18 | 1 | 4  | 5   | 14  | -  | - | - | -   | -   |
| 2006-07 | RPI        | ECAC   | 24 | 1 | 3  | 4   | 28  | -  | - | - | -   | -   |
| 2007-08 | RPI        | ECAC   | 31 | 2 | 5  | 7   | 41  | -  | - | - | -   | -   |
| 2008-09 | RPI        | ECAC   | 6  | 1 | 0  | 1   | 8   | -  | - | - | -   | -   |

Selected by San Jose in the 2004 NHL Entry Draft (9th round, 289th overall).

# TONY LUCIA LEFT WING

Shoots: Left 6-foot, 175 pounds

Born: 8/23/87 in Wayzata, Minnesota

Selected by San Jose in the 2005 NHL Entry Draft (6th round, 193rd overall).

**2008-09:** Amongst team leaders: T-7th in points, T-3rd in power play goals (four), T-5th in goals and T-10th in assists...Had a four-game point streak from Jan. 16-Feb. 7...**Career 2007-08:** Eighth on the team in points and T-5th in goals...T-2nd on team in game-winning goals (two) and fifth in PIM...**2006-07:** T-14th among all WCHA freshmen in points...Posted two game-winning goals...T-2nd on the team in shorthanded points (two, a goal and an assist)...Posted a plus-7...**2005-06:** Fifth on Omaha (USHL) in goals, third in assists and fourth in points...Represented Team USA in the Viking Cup...**Playoffs:** Posted a plus-2 rating...**2004-05:** Made the jump to juniors after posting 63 points (27 goals, 36 assists) in just 24 games at the high school level...Joined Omaha late in the season.

## CAREER STATISTICS

## PLAYOFFS

| Season  | Club            | League     | GP | G  | A  | PTS | PIM | GP | G | A | PTS | PIM |
|---------|-----------------|------------|----|----|----|-----|-----|----|---|---|-----|-----|
| 2004-05 | Omaha           | USHL       | 11 | 1  | 0  | 1   | 0   | -  | - | - | -   | -   |
|         | Wayzata         | USHS       | 24 | 27 | 36 | 63  | N/A | -  | - | - | -   | -   |
| 2005-06 | Omaha           | USHL       | 56 | 12 | 23 | 35  | 25  | 5  | 0 | 0 | 0   | 2   |
|         | United States   | Viking Cup | 6  | 1  | 3  | 4   | 6   | -  | - | - | -   | -   |
| 2006-07 | U. of Minnesota | WCHA       | 43 | 7  | 12 | 19  | 28  | -  | - | - | -   | -   |
| 2007-08 | U. of Minnesota | WCHA       | 44 | 7  | 11 | 18  | 41  | -  | - | - | -   | -   |
| 2008-09 | U. of Minnesota | WCHA       | 34 | 9  | 8  | 17  | 43  | -  | - | - | -   | -   |

Selected by San Jose in the 2005 NHL Entry Draft (6th round, 193rd overall).

# HARRI SATERI GOALTENDER

Catches: Left 6-foot-1, 190 pounds

Born: 12/29/89 in Toijala, Finland

Selected by San Jose in the 2008 NHL Entry Draft (4th round, 106th overall).

**2008-09:** Led Tampere in save percentage (.921) and goals-against average (2.30)...T-1st on Tampere in shutouts...U-20 World Jr. Tourney: Made starts in preliminary round against Sweden (1-3 L) and Russia (2-5 L)...**Career 2007-08:** Represented Finland at the Under-20 World Junior Championships...Attended Finland's 2008 National Junior Championship Development Camp...**2006-07:** Played as a 16-year-old.

## CAREER STATISTICS

## PLAYOFFS

| Season  | Club    | League     | GP | W | L  | T | MINS | GA | SO | GAA  | GP | W | L | MINS | GA | SO | AVG |
|---------|---------|------------|----|---|----|---|------|----|----|------|----|---|---|------|----|----|-----|
| 2006-07 | Tampere | FNL        | 23 | - | -  | - | 1346 | -  | 2  | 2.63 | -  | - | - | -    | -  | -  | -   |
| 2007-08 | Tampere | FNL        | 34 | - | -  | - | 2048 | -  | 1  | 2.99 | -  | - | - | -    | -  | -  | -   |
|         | Finland | World U-20 | 3  | 0 | 3  | 0 | 151  | 10 | 0  | 3.98 | -  | - | - | -    | -  | -  | -   |
| 2008-09 | Tampere | FNL        | 22 | 6 | 12 | 3 | 1253 | 48 | 2  | 2.30 | -  | - | - | -    | -  | -  | -   |
|         | Finland | World U-20 | 2  | 0 | 2  | 0 | 118  | 7  | 0  | 3.54 | -  | - | - | -    | -  | -  | -   |

Selected by San Jose in the 2008 NHL Entry Draft (4th round, 106th overall).



## PHILIP VARONE CENTER

Shoots: Left 5-foot-10, 185 pounds

Born: 4/12/90 in Vaughan, Ontario

Selected by San Jose in the 2009 NHL Entry Draft (5th round, 147th overall).

**2008-09:** Sixth on London (OHL) in points and fifth in assists...Tied for team lead in playoff goals and T-4th in points...**Career 2007-08:** Split the season between Kitchener and London, combining for 61 points in 67 games...**2006-07:** Began his junior career by appearing in just 13 games.

### CAREER STATISTICS

### PLAYOFFS

| Season  | Club      | League | GP | G  | A  | PTS | PIM | GP | G  | A | PTS | PIM |
|---------|-----------|--------|----|----|----|-----|-----|----|----|---|-----|-----|
| 2006-07 | Kitchener | OHL    | 13 | 1  | 3  | 4   | 2   | -  | -  | - | -   | -   |
| 2007-08 | Kitchener | OHL    | 36 | 5  | 20 | 25  | 12  | -  | -  | - | -   | -   |
|         | London    | OHL    | 31 | 10 | 26 | 36  | 14  | 5  | 1  | 1 | 2   | 7   |
| 2008-09 | London    | OHL    | 58 | 19 | 33 | 52  | 32  | 14 | 10 | 9 | 19  | 19  |

Selected by San Jose in the 2009 NHL Entry Draft (5th round, 147th overall).

## MAREK VIEDENSKY CENTER

Shoots: Right 6-foot-3, 190 pounds

Born: 8/18/90 in Handlova, Slovakia

Selected by San Jose in the 2009 NHL Entry Draft (7th round, 189th overall).

**2008-09:** T-3rd on the team and 11th amongst league rookies in points...T-3rd on the team in power play goals (six)...T-2nd on Slovakia in assists and the World Juniors.

### CAREER STATISTICS

### PLAYOFFS

| Season  | Club          | League    | GP | G  | A  | PTS | PIM | GP | G | A | PTS | PIM |
|---------|---------------|-----------|----|----|----|-----|-----|----|---|---|-----|-----|
| 2008-09 | Prince George | WHL       | 59 | 16 | 24 | 40  | 34  | 4  | 2 | 0 | 2   | 2   |
|         | Slovakia      | World Jr. | 7  | 0  | 4  | 4   | 4   | -  | - | - | -   | -   |

Selected by San Jose in the 2009 NHL Entry Draft (7th round, 189th overall).

## PATRICK WHITE CENTER

Shoots: Right 6-foot-1, 190 pounds

Born: 1/20/89 in Grand Rapids, Minnesota

Acquired by San Jose along with Daniel Rahimi from Vancouver in exchange for Christian Ehrhoff and Brad Lukowich on Aug. 28, 2009.

**2008-09:** Posted eight points over the last nine games of the season...Scored the overtime game-winner to beat Northeastern in the Dodge Holiday Classic title game on Jan. 3...Earned second letter...**Career 2007-08:** Appeared in all 45 games as a freshman and led the team with a plus-9...Earned first letter...**2006-07:** Finalist for the Minnesota Mr. Hockey award as a student at Grand Rapids High School...Finished his senior season with 49 points (18 goals and 31 assists) in 30 games...Named Associated Press and *St. Paul Pioneer Press* first team all-state, *Duluth News Tribune* first team all-area and Iron Range all-conference...Led the Thunderhawks to second place at the 2007 Minnesota State High School Class AA Tournament...Helped Team USA capture the silver medal at the IIHF World Under-18 Championship.

### CAREER STATISTICS

### PLAYOFFS

| Season  | Club            | League | GP | G | A | PTS | PIM | GP | G | A | PTS | PIM |
|---------|-----------------|--------|----|---|---|-----|-----|----|---|---|-----|-----|
| 2006-07 | Tri-City        | USHL   | 12 | 8 | 1 | 9   | 4   | -  | - | - | -   | -   |
|         | United States   | U-18   | 7  | 3 | 2 | 5   | 6   | -  | - | - | -   | -   |
| 2007-08 | U. of Minnesota | WCHA   | 45 | 6 | 4 | 10  | 20  | -  | - | - | -   | -   |
| 2008-09 | U. of Minnesota | WCHA   | 36 | 7 | 9 | 16  | 18  | -  | - | - | -   | -   |

Selected by Vancouver in the 2007 NHL Entry Draft (1st round, 25th overall). Acquired by San Jose along with Daniel Rahimi from Vancouver in exchange for Christian Ehrhoff and Brad Lukowich on Aug. 28, 2009.

# TOMMY WINGELS CENTER

Shoots: Left 6-foot, 195 pounds

Born: 4/12/88 in Evanston, Illinois

Selected by San Jose in the 2008 NHL Entry Draft (6th round, 177th overall).

**2008-09:** One of six players on Miami to play in all 41 regular season games...Amongst team leaders: T-7th in goals, fifth in assists, first in PIM and fifth in points...Notched a career-high four points against RPI on Dec. 14...**Playoffs:** Recorded two assists vs. Denver on March 27...Lost in the championship game to Boston University...**Career 2007-08:** Finished third amongst team freshmen in points...Tied for third on team in goals...T-30th among freshman in the nation in points per game (.69)...Scored 12 even strength goals...**2006-07:** Named Most Valuable Player of the East Division team at the 2007 USHL Prospects/All-Star Game...USHL Offensive Player of the Week (Oct. 31).

## CAREER STATISTICS

## PLAYOFFS

| Season  | Club         | League | GP | G  | A  | PTS | PIM | GP | G | A | PTS | PIM |
|---------|--------------|--------|----|----|----|-----|-----|----|---|---|-----|-----|
| 2006-07 | Cedar Rapids | USHL   | 47 | 10 | 18 | 28  | 52  | 6  | 3 | 0 | 3   | 6   |
| 2007-08 | Miami        | CCHA   | 42 | 15 | 14 | 29  | 22  | -  | - | - | -   | -   |
| 2008-09 | Miami        | CCHA   | 41 | 11 | 17 | 28  | 66  | -  | - | - | -   | -   |

Selected by San Jose in the 2008 NHL Entry Draft (6th round, 177th overall).

# WILLIAM WRENN DEFENSE

Shoots: Right 6-foot-1, 190 pounds

Born: 3/16/91 in Anchorage, Alaska

Selected by San Jose in the 2009 NHL Entry Draft (2nd round, 43rd overall).

**2008-09:** Will attend the University of Denver in 2009-10...Won a gold medal with the United States at the U-18 World Championships, scoring a power play goal in the championship game against Russia...Led team defenseman in goals during U-18 World Championships...Moved to Los Angeles to play hockey at the age of 14.

## CAREER STATISTICS

## PLAYOFFS

| Season  | Club           | League      | GP | G | A  | PTS | PIM | GP | G | A | PTS | PIM |
|---------|----------------|-------------|----|---|----|-----|-----|----|---|---|-----|-----|
| 2006-07 | LA Selects AAA | USJR        | 64 | 8 | 40 | 48  | 50  | -  | - | - | -   | -   |
| 2007-08 | US U-17        | USDP        | 63 | 0 | 7  | 7   | 65  | -  | - | - | -   | -   |
| 2008-09 | US U-18        | USDP        | 51 | 3 | 11 | 14  | 83  | -  | - | - | -   | -   |
|         | United States  | U-18 W. Ch. | 7  | 3 | 0  | 3   | 0   | -  | - | - | -   | -   |

Selected by San Jose in the 2009 NHL Entry Draft (2nd round, 43rd overall).

# PATRIK ZACKRISSON LEFT WING

Shoots: Left 5-foot-11, 190 pounds

Born: 3/27/87 in Ekerö, Sweden

Selected by San Jose in the 2007 NHL Entry Draft (6th round, 165th overall).

**2008-09:** Sixth on the team in points and fourth in goals...**Career 2007-08:** 11th on team in points...T-7th on the team in playoff goals...**2006-07:** Second youngest player on Rogle BK...Among team leaders: third in assists and fourth in points and goals...**World Jr.:** Appeared in seven games for Sweden and was T-4th on the team in penalty minutes...**2005-06:** Posted one assist in 10 games...**World Jr.:** Appeared in two games and posted one goal.

## CAREER STATISTICS

## PLAYOFFS

| Season  | Club            | League    | GP | G  | A  | PTS | PIM | GP | G | A | PTS | PIM |
|---------|-----------------|-----------|----|----|----|-----|-----|----|---|---|-----|-----|
| 2005-06 | Vastra Frolunda | SEL       | 10 | 0  | 1  | 1   | 0   | -  | - | - | -   | -   |
|         | Sweden          | World Jr. | 2  | 1  | 0  | 1   | 4   | -  | - | - | -   | -   |
| 2006-07 | Rogle BK        | SWE-1     | 29 | 16 | 18 | 34  | 28  | -  | - | - | -   | -   |
|         | Sweden          | World Jr. | 7  | 1  | 1  | 2   | 12  | -  | - | - | -   | -   |
| 2007-08 | Linköping       | SEL       | 55 | 4  | 9  | 13  | 35  | 16 | 3 | 1 | 4   | 12  |
| 2008-09 | Linköping       | SEL       | 54 | 15 | 19 | 34  | 12  | 7  | 1 | 3 | 4   | 2   |

Selected by San Jose in the 2007 NHL Entry Draft (6th round, 165th overall).



*In 1997, Patrick Marleau (second from left) was San Jose's first selection, second overall, in the NHL Entry Draft.*



*William Wrenn, San Jose's first selection (43rd overall) in the 2009 NHL Entry Draft, meets Head Coach Todd McLellan.*

# 2009-10 SAN JOSE SHARKS RESERVE LIST

| LEFT WING         | HT   | WT  | S | BORN     | BIRTHPLACE                | 2008-09 TEAM    | LGE  | GP | G  | A  | PTS | PIM | ACQ   |
|-------------------|------|-----|---|----------|---------------------------|-----------------|------|----|----|----|-----|-----|-------|
| Ryane Clowe       | 6-2  | 225 | L | 9/30/82  | Mount Pearl, Newfoundland | San Jose        | NHL  | 71 | 22 | 30 | 52  | 51  | ED/01 |
| Dany Heatley      | 6-4  | 220 | L | 1/21/81  | Freiburg, Germany         | Ottawa          | NHL  | 82 | 39 | 33 | 72  | 88  | TR/09 |
| Kevin Henderson   | 6-3  | 205 | L | 12/3/86  | Toronto, Ontario          | U. of N. B.     | CIS  | 28 | 19 | 31 | 50  | 28  | FA/09 |
| Tony Lucia        | 6-0  | 175 | L | 8/23/87  | Wayzata, Minnesota        | U. of Minnesota | WCHA | 34 | 9  | 8  | 17  | 43  | ED/05 |
| Jamie McGinn      | 6-0  | 195 | L | 8/5/88   | Fergus, Ontario           | San Jose        | NHL  | 35 | 4  | 2  | 6   | 2   | ED/06 |
|                   |      |     |   |          |                           | Worcester       | AHL  | 47 | 19 | 11 | 30  | 52  |       |
| Frazer McLaren    | 6-4  | 235 | L | 10/29/87 | Winnipeg, Manitoba        | Worcester       | AHL  | 75 | 7  | 1  | 8   | 181 | ED/07 |
| Jody Shelley      | 6-3  | 230 | L | 2/7/76   | Thompson, Manitoba        | San Jose        | NHL  | 70 | 2  | 2  | 4   | 116 | TR/08 |
| Patrik Zackrisson | 5-11 | 190 | L | 3/27/87  | Ekerö, Sweden             | Linköping       | SEL  | 54 | 15 | 19 | 34  | 12  | ED/07 |

| CENTER            | HT   | WT  | S | BORN     | BIRTHPLACE              | 2008-09 TEAM    | LGE       | GP | G  | A  | PTS | PIM | ACQ   |
|-------------------|------|-----|---|----------|-------------------------|-----------------|-----------|----|----|----|-----|-----|-------|
| Logan Couture     | 6-1  | 195 | L | 3/28/89  | Guelph, Ontario         | Worcester       | AHL       | 4  | 0  | 0  | 0   | 7   | ED/07 |
|                   |      |     |   |          |                         | Ottawa          | OHL       | 62 | 39 | 48 | 87  | 46  |       |
| Justin Daniels    | 6-1  | 170 | R | 6/7/89   | Suffern, New York       | Sioux City      | USHL      | 56 | 9  | 28 | 37  | 17  | ED/08 |
| Benn Ferriero     | 5-11 | 185 | R | 4/29/87  | Boston, Massachusetts   | Boston College  | HE        | 37 | 8  | 18 | 26  | 44  | FA/09 |
| Dwight Helminen   | 5-10 | 190 | L | 6/22/83  | Hancock, Michigan       | Carolina        | NHL       | 23 | 1  | 1  | 2   | 0   | FA/09 |
|                   |      |     |   |          |                         | Albany          | AHL       | 54 | 15 | 15 | 30  | 26  |       |
| Patrick Marleau   | 6-2  | 220 | L | 9/15/79  | Aneroid, Saskatchewan   | San Jose        | NHL       | 76 | 38 | 33 | 71  | 18  | ED/97 |
| Brandon Mashinter | 6-4  | 235 | L | 9/20/88  | Bradford, Ontario       | Belleville      | OHL       | 31 | 20 | 12 | 32  | 32  | FA/09 |
|                   |      |     |   |          |                         | Kitchener       | OHL       | 21 | 14 | 12 | 26  | 24  |       |
| John McCarthy     | 6-1  | 190 | L | 8/9/86   | Boston, Massachusetts   | Boston U.       | HE        | 45 | 6  | 23 | 29  | 24  | ED/06 |
| Torrey Mitchell   | 5-11 | 190 | R | 1/30/85  | Montreal, Quebec        | Worcester       | AHL       | 2  | 1  | 0  | 1   | 0   | ED/04 |
| Scott Nichol      | 5-9  | 180 | R | 12/31/74 | Edmonton, Alberta       | Nashville       | NHL       | 43 | 4  | 6  | 10  | 41  | FA/09 |
| Joe Pavelski      | 5-11 | 190 | R | 7/11/84  | Plover, Wisconsin       | San Jose        | NHL       | 80 | 25 | 34 | 59  | 46  | ED/03 |
| Joe Thornton      | 6-4  | 230 | L | 7/2/79   | London, Ontario         | San Jose        | NHL       | 82 | 25 | 61 | 86  | 56  | TR/05 |
| Philip Varone     | 5-10 | 185 | L | 4/12/90  | Vaughan, Ontario        | London          | OHL       | 58 | 19 | 33 | 52  | 32  | ED/09 |
| Marek Viedensky   | 6-3  | 190 | R | 8/18/90  | Handlova, Slovakia      | Prince George   | WHL       | 59 | 16 | 24 | 40  | 34  | ED/09 |
|                   |      |     |   |          |                         | Slovakia        | World Jr. | 7  | 0  | 4  | 4   | 4   |       |
| Patrick White     | 6-1  | 190 | R | 1/20/89  | Grand Rapids, Minnesota | U. of Minnesota | WCHA      | 36 | 7  | 9  | 16  | 18  | TR/09 |
| Tommy Wingels     | 6-0  | 195 | R | 4/12/88  | Wilmette, IL            | Miami (OH)      | CCHA      | 41 | 11 | 17 | 28  | 66  | ED/08 |
| Steven Zalewski   | 5-11 | 190 | L | 8/20/86  | Utica, New York         | Worcester       | AHL       | 75 | 13 | 26 | 39  | 26  | ED/04 |

| RIGHT WING      | HT  | WT  | S | BORN    | BIRTHPLACE              | 2008-09 TEAM | LGE  | GP | G  | A  | PTS | PIM | ACQ   |
|-----------------|-----|-----|---|---------|-------------------------|--------------|------|----|----|----|-----|-----|-------|
| Drew Daniels    | 6-1 | 170 | R | 6/7/89  | Suffern, New York       | Sioux City   | USHL | 53 | 9  | 19 | 28  | 24  | ED/08 |
| Matt Jones      | 6-4 | 210 | R | 1/13/86 | Kentwood, Michigan      | Worcester    | AHL  | 46 | 2  | 6  | 8   | 19  | FA/08 |
|                 |     |     |   |         |                         | Phoenix      | ECHL | 2  | 0  | 0  | 0   | 2   |       |
| Jed Ortmeyer    | 6-0 | 200 | R | 9/3/78  | Omaha, Nebraska         | Nashville    | NHL  | 2  | 0  | 0  | 0   | 0   | FA/09 |
|                 |     |     |   |         |                         | Milwaukee    | AHL  | 55 | 10 | 13 | 23  | 51  |       |
| Devin Setoguchi | 6-0 | 200 | R | 1/1/87  | Taber, Alberta          | San Jose     | NHL  | 81 | 31 | 34 | 65  | 25  | ED/05 |
| Brad Staubitz   | 6-1 | 215 | R | 7/28/84 | Bright's Grove, Ontario | San Jose     | NHL  | 35 | 1  | 2  | 3   | 76  | FA/05 |
|                 |     |     |   |         |                         | Worcester    | AHL  | 38 | 0  | 5  | 5   | 130 |       |
| Ryan Vesce      | 5-8 | 175 | R | 4/7/82  | Lloyd Harbor, New York  | San Jose     | NHL  | 10 | 0  | 0  | 0   | 4   | FA/08 |
|                 |     |     |   |         |                         | Worcester    | AHL  | 67 | 24 | 47 | 71  | 28  |       |

| DEFENSE         | HT   | WT  | S | BORN     | BIRTHPLACE              | 2008-09 TEAM       | LGE       | GP | G  | A  | P  | PIM | ACQ   |
|-----------------|------|-----|---|----------|-------------------------|--------------------|-----------|----|----|----|----|-----|-------|
| Dominik Bielek  | 6-3  | 190 | L | 10/23/90 | Berlin, Germany         | Berlin             | DEL       | 7  | 0  | 1  | 1  | 2   | ED/09 |
|                 |      |     |   |          |                         | Berlin             | GerOB     | 47 | 14 | 25 | 39 | 104 |       |
|                 |      |     |   |          |                         | Germany            | World Jr. | 6  | 0  | 0  | 0  | 4   |       |
| Rob Blake       | 6-4  | 220 | R | 10/10/69 | Simcoe, Ontario         | San Jose           | NHL       | 73 | 10 | 35 | 45 | 110 | FA/08 |
| Dan Boyle       | 5-11 | 190 | R | 7/12/76  | Ottawa, Ontario         | San Jose           | NHL       | 77 | 16 | 41 | 57 | 52  | TR/08 |
| Justin Braun    | 6-1  | 180 | R | 2/10/87  | St. Paul, Minnesota     | UMass-Amherst      | HE        | 39 | 7  | 16 | 23 | 50  | ED/07 |
| Joe Callahan    | 6-3  | 210 | R | 12/20/82 | Brockton, Massachusetts | N.Y. Islanders     | NHL       | 18 | 0  | 2  | 2  | 4   | FA/09 |
|                 |      |     |   |          |                         | Bridgeport         | AHL       | 56 | 4  | 9  | 13 | 38  |       |
| William Colbert | 6-2  | 210 | L | 2/6/85   | Amnrior, Ontario        | St. Francis Xavier | CIS       | 26 | 5  | 12 | 17 | 24  | ED/05 |





| DEFENSE           | HT   | WT  | S | BORN     | BIRTHPLACE              | 2008-09 TEAM     | LGE        | GP | G    | A    | P       | PIM | ACQ   |       |
|-------------------|------|-----|---|----------|-------------------------|------------------|------------|----|------|------|---------|-----|-------|-------|
| Jason Demers      | 6-1  | 195 | R | 6/9/88   | Dorval, Montreal        | Worcester        | AHL        | 78 | 2    | 31   | 33      | 54  | ED/08 |       |
| Julien Demers     | 6-0  | 220 | L | 9/25/89  | Ottawa, Ontario         | Ottawa           | OHL        | 61 | 7    | 35   | 42      | 60  | ED/08 |       |
| Taylor Doherty    | 6-7  | 220 | R | 3/2/91   | Cambridge, Ontario      | Kingston         | OHL        | 68 | 2    | 18   | 20      | 140 | ED/09 |       |
|                   |      |     |   |          |                         | Canada           | U-18 Ch.   | 6  | 0    | 0    | 0       | 8   |       |       |
| Danny Groulx      | 6-0  | 205 | L | 6/23/81  | LaSalle, Quebec         | Rockford         | AHL        | 80 | 6    | 34   | 40      | 58  | FA/09 |       |
| Samuel Groulx     | 6-2  | 175 | L | 6/28/90  | Gatineau, Quebec        | Quebec           | QMJHL      | 61 | 3    | 22   | 25      | 86  | ED/08 |       |
| Kent Huskins      | 6-3  | 210 | L | 5/4/79   | Almonte, Ontario        | Anaheim          | NHL        | 33 | 2    | 4    | 6       | 27  | TR/09 |       |
| Christian Jensen  | 6-3  | 190 | R | 1/6/86   | Brooklyn, New York      | RPI              | ECAC       | 6  | 1    | 0    | 1       | 8   | ED/04 |       |
| Derek Joslin      | 6-1  | 210 | L | 3/17/87  | Richmond Hill, Ontario  | San Jose         | NHL        | 12 | 0    | 0    | 0       | 6   | ED/05 |       |
|                   |      |     |   |          |                         | Worcester        | AHL        | 63 | 11   | 19   | 30      | 40  |       |       |
| Joe Loprieno      | 6-3  | 220 | R | 10/8/86  | Bloomington, Illinois   | Merrimack        | HE         | 22 | 2    | 2    | 4       | 50  | FA/09 |       |
| Mike Moore        | 6-1  | 200 | L | 12/12/84 | Calgary, Alberta        | Worcester        | AHL        | 76 | 5    | 13   | 18      | 132 | FA/08 |       |
| Douglas Murray    | 6-3  | 240 | L | 3/12/80  | Bromma, Sweden          | San Jose         | NHL        | 75 | 0    | 7    | 7       | 38  | ED/99 |       |
| Nicholas Petrecki | 6-4  | 220 | L | 7/11/89  | Schenectady, New York   | Boston College   | HE         | 35 | 0    | 7    | 7       | 161 | ED/07 |       |
| Daniel Rahimi     | 6-3  | 220 | L | 4/28/87  | Umea, Sweden            | Manitoba         | AHL        | 58 | 1    | 5    | 6       | 49  | TR/09 |       |
| M-E Vlasic        | 6-1  | 200 | L | 3/30/87  | Montreal, Quebec        | San Jose         | NHL        | 82 | 6    | 30   | 36      | 42  | ED/05 |       |
|                   |      |     |   |          |                         | Canada           | World Ch.  | 5  | 0    | 0    | 0       | 2   |       |       |
| William Wrenn     | 6-1  | 190 | R | 3/16/91  | Anchorage, Alaska       | U.S. U-18        | USDP       | 51 | 3    | 11   | 14      | 83  | ED/09 |       |
|                   |      |     |   |          |                         | United States    | U18 W. Ch. | 7  | 3    | 0    | 3       | 0   |       |       |
| GOALTENDER        | HT   | WT  | C | BORN     | BIRTHPLACE              | 2008-09 TEAM     | LGE        | GP | MIN  | GAA  | W-L-T   | SO  | GA    | ACQ   |
| Thomas Greiss     | 6-1  | 210 | L | 1/29/86  | Koln, Germany           | Worcester        | AHL        | 57 | 3346 | 2.47 | 30-24-2 | 1   | 138   | ED/04 |
| Henrik Karlsson   | 6-6  | 215 | L | 11/27/83 | Stockholm, Sweden       | Sodertalje       | SEL        | 7  | -    | 2.49 | -       | 0   | 17    | FA/09 |
|                   |      |     |   |          |                         | Malmö            | SWE-1      | 32 | -    | 2.45 | -       | -   | -     |       |
| Evgeni Nabokov    | 6-0  | 200 | L | 7/25/75  | Kamenogorsk, Kazakhstan | San Jose         | NHL        | 62 | 3686 | 2.44 | 41-12-8 | 7   | 150   | ED/94 |
| Harri Sateri      | 6-1  | 190 | L | 12/29/89 | Toijala, Finland        | Tampere          | FINL       | 55 | 1253 | 2.30 | 6-12-3  | 2   | 48    | ED/08 |
| Tyson Sexsmith    | 5-11 | 210 | L | 3/19/89  | Calgary, Alberta        | Vancouver        | WHL        | 52 | 3109 | 2.26 | 39-9-4  | 6   | 117   | ED/07 |
| Alex Stalock      | 5-11 | 185 | L | 7/28/87  | St. Paul, Minnesota     | Minnesota-Duluth | WCHA       | 42 | 2523 | 2.13 | 21-13-8 | 5   | 90    | ED/05 |

**KEY FOR ACQUIRED:**

- ED/YR = Entry Draft/Year Drafted
- FA/YR = Free Agent/Year Signed
- SD/YR = Supplemental Draft/Year Drafted
- TR/YR = Through Trade/Year Acquired
- WA/YR = Via Waivers/Year Acquired
- WD/Year = Waiver Draft/Year Acquired



## ENTRY DRAFTS

| JUNE 26-27, 2009 |         | MONTREAL, QUEBEC — BELL CENTRE |          |                        |                  |
|------------------|---------|--------------------------------|----------|------------------------|------------------|
| ROUND            | OVERALL | NAME                           | POSITION | 2008-09 CLUB (LEAGUE)  | COUNTRY OF BIRTH |
| 2 (from BUF)     | 43      | William Wrenn                  | Defense  | USA U-18 (USDP)        | United States    |
| 2                | 57      | Taylor Doherty                 | Defense  | Kingston (OHL)         | Canada           |
| 5                | 147     | Philip Varone                  | Center   | London (OHL)           | Canada           |
| 7 (from DAL)     | 189     | Marek Viedensky                | Center   | Prince George (WHL)    | Slovakia         |
| 7                | 207     | Dominik Bielke                 | Defense  | Eisbargen Berlin (DEL) | Germany          |

| JUNE 20-21, 2008 |         | OTTAWA, ONTARIO — SCOTIABANK PLACE |            |                       |                  |
|------------------|---------|------------------------------------|------------|-----------------------|------------------|
| ROUND            | OVERALL | NAME                               | POSITION   | 2007-08 CLUB (LEAGUE) | COUNTRY OF BIRTH |
| 3 (from TBL)     | 62      | Justin Daniels                     | Center     | Kent School (HS)      | United States    |
| 4 (from TBL)     | 92      | Samuel Groulx                      | Defense    | Montreal (QMJHL)      | Canada           |
| 4 (from NSH)     | 106     | Harri Sateri                       | Goaltender | Tampere (FNL)         | Finland          |
| 5 (from MTL)     | 146     | Julien Demers                      | Defense    | Ottawa (OHL)          | Canada           |
| 6                | 177     | Tommy Wings                        | Center     | Miami U. (CCHA)       | United States    |
| 7 (from NYI)     | 186     | Jason Demers                       | Defense    | Victoriaville (QMJHL) | Canada           |
| 7 (from BUF)     | 194     | Drew Daniels                       | Right Wing | Kent School (HS)      | United States    |

| JUNE 22-23 2007 |         | COLUMBUS, OHIO — NATIONWIDE ARENA |            |                       |                  |
|-----------------|---------|-----------------------------------|------------|-----------------------|------------------|
| ROUND           | OVERALL | NAME                              | POSITION   | 2006-07 CLUB (LEAGUE) | COUNTRY OF BIRTH |
| 1 (from STL)    | 9       | Logan Couture                     | Center     | Ottawa (OHL)          | Canada           |
| 1 (from WSH)    | 28      | Nick Petrecki                     | Defense    | Omaha (USHL)          | United States    |
| 3               | 83      | Timo Pielmeier                    | Goaltender | Koln-Jr. (DEL Jr.)    | Germany          |
| 3 (from COL)    | 91      | Tyson Sexsmith                    | Goaltender | Vancouver (WHL)       | Canada           |
| 6 (from COL)    | 165     | Patrik Zackrisson                 | Left Wing  | Rogle (SWE-1)         | Sweden           |
| 6               | 173     | Nick Bonino                       | Center     | Avon Old Farms (HS)   | United States    |
| 7 (from PIT)    | 201     | Justin Braun                      | Defense    | U-Mass Amherst (HE)   | United States    |
| 7               | 203     | Frazer McLaren                    | Left Wing  | Portland (WHL)        | Canada           |

| JUNE 24, 2006 |         | VANCOUVER, BRITISH COLUMBIA — GENERAL MOTORS PLACE |            |                         |                  |
|---------------|---------|--|------------|-------------------------|------------------|
| ROUND         | OVERALL | NAME   | POSITION   | 2005-06 CLUB (LEAGUE)   | COUNTRY OF BIRTH |
| 1 (from MTL)  | 16      | Ty Wishart   | Defense    | Prince George (WHL)     | Canada           |
| 2 (from CBJ)  | 36      | Jamie McGinn                                       | Left Wing  | Ottawa (OHL)            | Canada           |
| 4 (from NYI)  | 98      | James DeLory                                       | Defense    | Oshawa (OHL)            | Canada           |
| 5             | 143     | Ashton Rome  | Right Wing | Kamloops/Red Deer (WHL) | Canada           |
| 7             | 202     | John McCarthy                                      | Left Wing  | Boston University       | United States    |
| 7 (from TB)   | 203     | Jay Barriball                                      | Left Wing  | Sioux Falls (USHL)      | United States    |

| JUNE 30, 2005 |         | OTTAWA, ONTARIO — SHERATON HOTEL AND TOWERS |            |                       |                  |
|---------------|---------|---|------------|-----------------------|------------------|
| ROUND         | OVERALL | NAME  | POSITION   | 2004-05 CLUB (LEAGUE) | COUNTRY OF BIRTH |
| 1 (from ATL)  | 8       | Devin Setoguchi                             | Right Wing | Saskatoon (WHL)       | Canada           |
| 2 (from CGY)  | 35      | Marc-Edouard Vlasic                         | Defense    | Quebec (QMJHL)        | Canada           |
| 4             | 112     | Alex Stalock                                | Goaltender | Cedar Rapids (USHL)   | United States    |
| 5             | 140     | Taylor Dakers                               | Goaltender | Kootenay (WHL)        | Canada           |
| 5             | 149     | Derek Joslin                                | Defense    | Ottawa (OHL)          | Canada           |
| 5 (from TB)   | 162     | Paul (P.J.) Fenton                          | Forward    | U-Mass Amherst (HE)   | United States    |
| 6             | 183     | William Colbert                             | Defense    | Ottawa (OHL)          | Canada           |
| 6 (from ANA)  | 193     | Tony Lucia                                  | Left Wing  | Wayzata (USHSW)       | United States    |

| JUNE 26-27, 2004 |         | RALEIGH, N.C. — RBC CENTER |            |                             |                  |
|------------------|---------|----------------------------|------------|-----------------------------|------------------|
| ROUND            | OVERALL | NAME                       | POSITION   | 2003-04 CLUB (LEAGUE)       | COUNTRY OF BIRTH |
| 1 (from DAL)     | 22      | Lukas Kaspar               | Right Wing | Litvinov (Czech)            | Czech Republic   |
| 3 (from BOS)     | 94      | Thomas Greiss              | Goaltender | Kolner Haie (Germany)       | Germany          |
| 4 (from BOS)     | 126     | Torrey Mitchell            | Center     | Hotchkiss Prep. (USHSE)     | United States    |
| 4 (from BOS)     | 129     | Jason Churchill            | Goaltender | Halifax (QMJHL)             | Canada           |
| 5 (from DAL)     | 153     | Steven Zalewski            | Center     | Northwood Prep (USHSE)      | United States    |
| 7 (from FLA)     | 201     | Michael Vernace            | Defenseman | Brampton (OHL)              | Canada           |
| 7                | 225     | David MacDonald            | Defenseman | New England (EJHL)          | United States    |
| 8 (from FLA)     | 234     | Derek MacIntyre            | Goaltender | Soo (NAHL)                  | United States    |
| 9 (from BOS)     | 288     | Brian Mahoney-Wilson       | Goaltender | Catholic Memorial (USHSE)   | United States    |
| 9                | 289     | Christian Jensen           | Defenseman | New Jersey Jr. (Indep. Jr.) | United States    |

| JUNE 21-22, 2003 |         | NASHVILLE, TENN. — GAYLORD ENTERTAINMENT CENTER |            |                       |                  |
|------------------|---------|---|------------|-----------------------|------------------|
| ROUND            | OVERALL | NAME  | POSITION   | 2002-03 CLUB (LEAGUE) | COUNTRY OF BIRTH |
| 1                | 6       | Milan Michalek                                  | Right Wing | Budejovice (Czech)    | Czech Republic   |
| 1 (from BOS)     | 16      | Steve Bernier                                   | Right Wing | Moncton (QMJHL)       | Canada           |

# 2009-10 SAN JOSE SHARKS



|              |     |                    |            |                          |               |
|--------------|-----|--------------------|------------|--------------------------|---------------|
| 2 (from NYR) | 43  | Joshua Hennessy    | Center     | Quebec (QMJHL)           | Canada        |
| 2 (from CGY) | 47  | Matthew Carle      | Defenseman | River City (USHL)        | United States |
| 5 (from PIT) | 139 | Patrick Ehelechner | Goaltender | Hannover (Germany)       | Germany       |
| 7 (from FLA) | 201 | Jonathan Tremblay  | Right Wing | Acadie-Bathurst (QMJHL)  | Canada        |
| 7 (from PHI) | 205 | Joe Pavelski       | Center     | Waterloo (USHL)          | United States |
| 7            | 216 | Kai Hospelt        | Center     | Kolner Haie (Germany)    | German        |
| 8            | 236 | Alexander Hult     | Center     | HV 71 Jonkoping (Sweden) | Sweden        |
| 9            | 267 | Brian O'Hanley     | Defenseman | BC High School (USHSE)   | United States |
| 9 (from CHI) | 276 | Carter Lee         | Right Wing | Canterbury (USHSE)       | United States |

| JUNE 22-23, 2002 ROUND |      | TORONTO, ONTARIO — AIR CANADA CENTRE |                       |                          |                |
|------------------------|------|--------------------------------------|-----------------------|--------------------------|----------------|
| OVERALL                | NAME | POSITION                             | 2001-02 CLUB (LEAGUE) | COUNTRY OF BIRTH         |                |
| 1                      | 27   | Mike Morris                          | Right Wing            | St. Sebastian's (USHS)   | United States  |
| 2 (from TB)            | 52   | Dan Spang                            | Defense               | Winchester (USHS)        | United States  |
| 3 (from CHI)           | 86   | Jonas Fiedler                        | Right Wing            | Plymouth (OHL)           | Czech Republic |
| 5                      | 139  | Kris Newbury                         | Center                | Sarnia (OHL)             | Canada         |
| 5                      | 163  | Tom Walsh                            | Defense               | Deerfield Academy (USHS) | United States  |
| 7 (from ATL)           | 217  | Tim Conboy                           | Defense               | Topeka (USHL)            | United States  |
| 9                      | 288  | Michael Hutchins                     | Defense               | Des Moines (USHL)        | United States  |

| JUNE 23-24, 2001 ROUND |      | SUNRISE, FLA. — NATIONAL CAR RENTAL CENTER |                       |                         |                |
|------------------------|------|--|-----------------------|-------------------------|----------------|
| OVERALL                | NAME | POSITION                                   | 2000-01 CLUB (LEAGUE) | COUNTRY OF BIRTH        |                |
| 1                      | 20   | Marcel Goc                                 | Center                | Schwennigen (German)    | Germany        |
| 4 (from CHI)           | 106  | Christian Ehrhoff                          | Defense               | Krefeld (German)        | Germany        |
| 4 (from NYR)           | 107  | Dimitri Patzold                            | Goaltender            | Erding (German)         | Kazakhstan     |
| 5 (from BUF)           | 140  | Tomas Plihal                               | Center                | Liberec Jr. (Czech Jr.) | Czech Republic |
| 6 (comp. Norton)       | 175  | Ryane Clowe                                | Right Wing            | Rimouski (QMJHL)        | Canada         |
| 6 (from VAN)           | 182  | Tom Cavanagh                               | Left Wing             | Phillips-Exeter HS      | United States  |

| JUNE 24-25, 2000 ROUND |      | CALGARY, ALBERTA — THE SADDLEDOME |                       |                                  |                |
|------------------------|------|-----------------------------------|-----------------------|----------------------------------|----------------|
| OVERALL                | NAME | POSITION                          | 1999-00 CLUB (LEAGUE) | COUNTRY OF BIRTH                 |                |
| 2 (from CHI)           | 41   | Tero Määttä                       | Defense               | Jokerit Jr. (Finland)            | Finland        |
| 4 (from NYR)           | 104  | Jon DiSalvatore                   | Right Wing            | Providence College (Hockey East) | United States  |
| 5 (from CHI)           | 142  | Michal Pinc                       | Left Wing             | Rouyn Noranda (QMJHL)            | Czech Republic |
| 5 (from DET)           | 166  | Nolan Schaefer                    | Goaltender            | Providence College (Hockey East) | Canada         |
| 6                      | 183  | Michal Macho                      | Center                | Martin (Slovakia Jr.)            | Slovakia       |
| 8                      | 246  | Chad Wiseman                      | Left Wing             | Mississauga (OHL)                | Canada         |
| 8 (from WSH)           | 256  | Pasi Saarinen                     | Defense               | Iives (Finland)                  | Finland        |

| JUNE 26, 1999 ROUND |      | BOSTON, MASS. — THE FLEET CENTER |                       |                              |               |
|---------------------|------|----------------------------------|-----------------------|------------------------------|---------------|
| OVERALL             | NAME | POSITION                         | 1998-99 CLUB (LEAGUE) | COUNTRY OF BIRTH             |               |
| 1                   | 14   | Jeff Jillson                     | Defense               | Univ. of Michigan (CCHA)     | United States |
| 3                   | 82   | Marc Concannon                   | Left Wing             | Winchedon High School        | United States |
| 4                   | 111  | Willie Levesque                  | Right Wing            | Northeastern University (HE) | United States |
| 5 (from NJ)         | 155  | Niko Dimitrakos                  | Right Wing            | University of Maine (HE)     | United States |
| 8                   | 229  | Eric Betournay                   | Center                | Acadie-Bathurst (QMJHL)      | Canada        |
| 8 (from OTT)        | 241  | Doug Murray                      | Defense               | Applecore (EJHL)             | Sweden        |
| 9                   | 257  | Hannes Hyvonen                   | Right Wing            | Espoo (Finland)              | Finland       |

| JUNE 27, 1998 ROUND |      | BUFFALO, N.Y. — MARINE MIDLAND ARENA |                       |                           |               |
|---------------------|------|--------------------------------------|-----------------------|---------------------------|---------------|
| OVERALL             | NAME | POSITION                             | 1997-98 CLUB (LEAGUE) | COUNTRY OF BIRTH          |               |
| 1 (from NSH)        | 3    | Brad Stuart                          | Defense               | Regina (WHL)              | Canada        |
| 2 (from NSH)        | 29   | Jonathan Cheechoo                    | Right Wing            | Belleville (OHL)          | Canada        |
| 3 (comp. Belfour)   | 65   | Eric LaPlante                        | Left Wing             | Halifax (QMJHL)           | Canada        |
| 4                   | 98   | Rob Davison                          | Defense               | North Bay (OHL)           | Canada        |
| 4 (from BUF)        | 104  | Miroslav Zalesak                     | Right Wing            | HC Nitra (Slovakia)       | Slovakia      |
| 5                   | 127  | Brandon Coalter                      | Left Wing             | Oshawa (OHL)              | Canada        |
| 5 (from DAL)        | 145  | Mikael Samuelsson                    | Right Wing            | Sodertalje (Sweden)       | Sweden        |
| 7                   | 185  | Robert Mulick                        | Defense               | Sault Ste. Marie (OHL)    | Canada        |
| 8                   | 212  | Jim Fahey                            | Defense               | Catholic Memorial (USHSE) | United States |

| JUNE 21, 1997 ROUND |      | PITTSBURGH, PA. — PITTSBURGH CIVIC ARENA |                       |                     |               |
|---------------------|------|--|-----------------------|---------------------|---------------|
| OVERALL             | NAME | POSITION                                 | 1996-97 CLUB (LEAGUE) | COUNTRY OF BIRTH    |               |
| 1                   | 2    | Patrick Marleau                          | Center                | Seattle (WHL)       | Canada        |
| 1 (from CAR)        | 23   | Scott Hannan                             | Defense               | Kelowna (WHL)       | Canada        |
| 4 (from SJ-NYR)     | 82   | Adam Colagiacomio                        | Right Wing            | London/Oshawa (OHL) | Canada        |
| 5 (from BOS)        | 107  | Adam Nittel                              | Right Wing            | Erie (OHL)          | Canada        |
| 7                   | 163  | Joe Dusbabek                             | Right Wing            | Notre Dame (CCHA)   | United States |

# 2009-10 SAN JOSE SHARKS

|   |     |              |           |                                |        |
|---|-----|--------------|-----------|--------------------------------|--------|
| 8 | 192 | Cam Severson | Left Wing | Lethbridge/Prince Albert (WHL) | Canada |
| 9 | 219 | Mark Smith   | Center    | Lethbridge                     | Canada |

| JUNE 22, 1996 ROUND |      | ST. LOUIS, MO. — KIEL CENTER |                       |                          |         |
|---------------------|------|------------------------------|-----------------------|--------------------------|---------|
| OVERALL             | NAME | POSITION                     | 1995-96 CLUB (LEAGUE) | COUNTRY OF BIRTH         |         |
| 1                   | 2    | Andrei Zyuzin                | Defense               | Salavat Yulayev (Russia) | Russia  |
| 1 (from CHI)        | 21   | Marco Sturm                  | Center/LW             | Landshut (Germany)       | Germany |
| 3                   | 55   | Terry Friesen                | Goaltender            | Swift Current (WHL)      | Canada  |
| 4                   | 102  | Matt Bradley                 | Right Wing            | Kingston (OHL)           | Canada  |
| 6                   | 137  | Michel Larocque              | Goaltender            | Boston University (HE)   | Canada  |
| 7                   | 164  | Jake Deadmarsh               | Defense               | Kamloops (WHL)           | Canada  |
| 8                   | 191  | Cory Cyrenne                 | Center                | Brandon (WHL)            | Canada  |
| 9                   | 217  | David Thibault               | Left Wing             | Drummondville (QMJHL)    | Canada  |

| JULY 8, 1995 ROUND |      | EDMONTON, ALBERTA — EDMONTON COLISEUM |                       |                             |                |
|--------------------|------|---------------------------------------|-----------------------|-----------------------------|----------------|
| OVERALL            | NAME | POSITION                              | 1994-95 CLUB (LEAGUE) | COUNTRY OF BIRTH            |                |
| 1                  | 12   | Teemu Riihijarvi                      | Right Wing            | Kiekko-Espoo Jrs. (Finland) | Finland        |
| 2                  | 38   | Peter Roed                            | Center                | White Bear Lake (HS)        | United States  |
| 3                  | 64   | Marko Mäkinen                         | Right Wing            | TPS Jrs. (Finland)          | Finland        |
| 4                  | 90   | Vesa Toskala                          | Goaltender            | Ilves Jrs. (Finland)        | Finland        |
| 5                  | 116  | Miikka Kiprusoff                      | Goaltender            | TPS Jrs. (Finland)          | Finland        |
| 5 (from DET)       | 130  | Michal Broš                           | Center                | Olomouc Jrs. (Czech)        | Czech Republic |
| 6 (from FLA)       | 140  | Timo Hakanen                          | Center                | Assat Jrs. (Finland)        | Finland        |
| 6                  | 142  | Jaroslav Kudrna                       | Left Wing             | Penticton (BCJHL)           | Czech Republic |
| 7 (from DAL)       | 167  | Brad Mehalko                          | Right Wing            | Lethbridge (WHL)            | Canada         |
| 7                  | 168  | Robert Jindrich                       | Defense               | Plezn (Czech)               | Czech Republic |
| 8                  | 194  | Ryan Kraft                            | Center                | Minnesota (WCHA)            | United States  |
| 9                  | 220  | Mikko Markkanen                       | Right Wing            | TPS Jrs. (Finland)          | Finland        |

| JUNE 28-29, 1994 ROUND |      | HARTFORD, CONN. — HARTFORD CIVIC CENTER |                       |                               |                |
|------------------------|------|---|-----------------------|-------------------------------|----------------|
| OVERALL                | NAME | POSITION                                | 1993-94 CLUB (LEAGUE) | COUNTRY OF BIRTH              |                |
| 1                      | 11   | Jeff Friesen                            | Left Wing             | Regina (WHL)                  | Canada         |
| 2                      | 37   | Angel Nikolov                           | Defense               | Litvinov (Czech)              | Czech Republic |
| 3                      | 66   | Alexei Yegorov                          | Center                | SKA St. Petersburg (CIS)      | Russia         |
| 4                      | 89   | Vaclav Varada                           | Left Wing             | Vitkovice (Czech)             | Czech Republic |
| 5                      | 115  | Brian Swanson                           | Center                | Omaha (USHL)                  | United States  |
| 6                      | 141  | Alexander Korolyuk                      | Center                | Soviet Wings (CIS)            | Russia         |
| 7                      | 167  | Sergei Gorbachev                        | Right Wing            | Dynamo Moscow (CIS)           | Russia         |
| 8                      | 193  | Eric Landry                             | Right Wing            | Guelph (OHL)                  | Canada         |
| 9                      | 219  | Evgeni Nabokov                          | Goaltender            | Torpedo UST Kamenogorsk (CIS) | Kazakhstan     |
| 10                     | 240  | Tomas Piza                              | Left Wing             | Pardubice Jrs. (Czech)        | Czech Republic |
| 10                     | 245  | Aniket Dhadphale                        | Left Wing             | Marquette Electricians (AAA)  | United States  |
| 11                     | 271  | David Beauregard                        | Left Wing             | St. Hyacinthe (QMJHL)         | Canada         |

| JUNE 26, 1993 ROUND |      | QUEBEC CITY, QUEBEC — LE COLISÉE |                       |                               |                |
|---------------------|------|----------------------------------|-----------------------|-------------------------------|----------------|
| OVERALL             | NAME | POSITION                         | 1992-93 CLUB (LEAGUE) | COUNTRY OF BIRTH              |                |
| 1                   | 6    | Viktor Kozlov                    | Left Wing             | Dynamo Moscow (CIS)           | Russia         |
| 2                   | 28   | Shean Donovan                    | Right Wing            | Ottawa (OHL)                  | Canada         |
| 2 (from HFD)        | 45   | Vlastimil Kroupa                 | Defense               | Litvinov (Czech)              | Czech Republic |
| 3                   | 58   | Ville Peltonen                   | Left Wing             | IFK Helsinki (Finland)        | Finland        |
| 4                   | 80   | Alexander Osadchyy               | Defense               | CSKA Moscow (CIS)             | Ukraine        |
| 5                   | 106  | Andrei Buschan                   | Defense               | Sokol Kiev (CIS)              | Ukraine        |
| 6                   | 132  | Petri Varis                      | Center                | Assät Pori (Finland)          | Finland        |
| 6                   | 154  | Fredrik Oduya                    | Defense               | Ottawa (OHL)                  | Sweden         |
| 7                   | 158  | Anatoli Filatov                  | Right Wing            | Torpedo UST-Kamenogorsk (CIS) | Kazakhstan     |
| 8                   | 184  | Todd Holt                        | Right Wing            | Swift Current (WHL)           | Canada         |
| 9                   | 210  | Jonas Forsberg                   | Goaltender            | Djurgarden Jrs. (Sweden)      | Sweden         |
| 10                  | 236  | Jeff Salajko                     | Goaltender            | Ottawa (OHL)                  | Canada         |
| 11                  | 262  | Jamie Matthews                   | Center                | Sudbury (OHL)                 | Canada         |

| JUNE 20, 1992 ROUND |      | MONTREAL, QUEBEC — MONTREAL FORUM |                       |                          |                |
|---------------------|------|-----------------------------------|-----------------------|--------------------------|----------------|
| OVERALL             | NAME | POSITION                          | 1991-92 CLUB (LEAGUE) | COUNTRY OF BIRTH         |                |
| 1                   | 3    | Mike Rathje                       | Defense               | Medicine Hat (WHL)       | Canada         |
| 1 (from MIN)        | 10   | Andrei Nazarov                    | Left Wing             | Dynamo Moscow (CIS)      | Russia         |
| 3                   | 51   | Alexander Cherbayev               | Left Wing             | Khimik Voskresensk (CIS) | Russia         |
| 4                   | 75   | Jan Caloun                        | Right Wing            | Litvinov (Czech)         | Czech Republic |
| 5                   | 99   | Marcus Ragnarsson                 | Defense               | Djurgarden (Sweden)      | Sweden         |



|    |     |                     |            |                        |                |
|----|-----|---------------------|------------|------------------------|----------------|
| 6  | 123 | Michal Sykora       | Defense    | Tacoma (WHL)           | Czech Republic |
| 7  | 147 | Eric Bellerose      | Right Wing | Trois-Riviers (QMJHL)  | Canada         |
| 8  | 171 | Ryan Smith          | Defense    | Brandon (WHL)          | Canada         |
| 9  | 195 | Chris Burns         | Goaltender | Thunder Bay (USHL)     | Canada         |
| 10 | 219 | Alexandr Kholomeyev | Left Wing  | Izhorets (CIS)         | Russia         |
| 11 | 243 | Victor Ignatjev     | Defense    | Riga Hockey Club (CIS) | Latvia         |

| JUNE 22, 1991 ROUND |         | BUFFALO, N.Y. — MEMORIAL AUDITORIUM |            |                              |                  |
|---------------------|---------|-------------------------------------|------------|------------------------------|------------------|
|                     | OVERALL | NAME                                | POSITION   | 1990-91 CLUB (LEAGUE)        | COUNTRY OF BIRTH |
| 1                   | 2       | Pat Falloon                         | Right Wing | Spokane (WHL)                | Canada           |
| 2                   | 23      | Ray Whitney                         | Center     | Spokane (WHL)                | Canada           |
| 2 (from MIN)        | 30      | Sandis Ozolinsh                     | Defense    | Dynamo Riga (Soviet Elite)   | Latvia           |
| 3                   | 45      | Dody Wood                           | Center     | Seattle (WHL)                | Canada           |
| 4                   | 67      | Kerry Toporowski                    | Defense    | Spokane (WHL)                | Canada           |
| 5                   | 89      | Dan Ryder                           | Goaltender | Sudbury (OHL)                | Canada           |
| 6                   | 111     | Fredrick Nilsson                    | Center     | Vasteras (Sweden)            | Sweden           |
| 7                   | 133     | Jaroslav Otevrel                    | Left Wing  | Zlin (Czech)                 | Czech Republic   |
| 8                   | 155     | Dean Grillo                         | Right Wing | Warroad, Minn. (H.S.)        | United States    |
| 9                   | 177     | Corwin Saurdiff                     | Goaltender | Waterloo (USHL)              | United States    |
| 10                  | 199     | Dale Craigwell                      | Center     | Oshawa (OHL)                 | Canada           |
| 11                  | 221     | Aaron Kriss                         | Defense    | Cranbrook, Mich. (H.S.)      | United States    |
| 12                  | 243     | Mikhail Kravets                     | Right Wing | SKA Leningrad (Soviet Elite) | Russia           |

## SUPPLEMENTAL DRAFTS

| JUNE 25, 1993 NAME |            |                              |
|--------------------|------------|------------------------------|
| NAME               | POSITION   | 1992-93 CLUB (LEAGUE)        |
| Dean Sylvester     | Right Wing | Kent State University (CCHA) |

| JUNE 19, 1992 NAME |          |                       |
|--------------------|----------|-----------------------|
| NAME               | POSITION | 1991-92 CLUB (LEAGUE) |
| Brian Konowalchuk  | Center   | U. of Denver (WCHA)   |

| JUNE 21, 1991 NAME |          |                       |
|--------------------|----------|-----------------------|
| NAME               | POSITION | 1990-91 CLUB (LEAGUE) |
| Jeff McLean        | Center   | North Dakota (WCHA)   |
| Mark Beaufait      | Center   | N. Michigan (WCHA)    |

## WAIVER DRAFTS

| SEPTEMBER 30, 1996 ROUND |            |                   |              |
|--------------------------|------------|-------------------|--------------|
| ROUND                    | NAME       | POSITION          | CLAIMED FROM |
| 1                        | Rob DiMaio | Center/Right Wing | Philadelphia |

| OCTOBER 4, 1992 ROUND |                |           |              |
|-----------------------|----------------|-----------|--------------|
| ROUND                 | NAME           | POSITION  | CLAIMED FROM |
| 1                     | Yvon Corriveau | Left Wing | Hartford     |
| 2                     | Igor Larionov  | Center    | Vancouver    |

## PLAYERS LOST IN WAIVER DRAFTS

| NAME         | POSITION | CLAIMED BY | DATE          |
|--------------|----------|------------|---------------|
| Rob Gaudreau | RW       | Ottawa     | Jan. 18, 1995 |

## DISPERSAL DRAFT — MAY 30, 1991

| NAME           | POSITION   | 1990-91 CLUB (LEAGUE) |
|----------------|------------|-----------------------|
| Shane Churla   | Right Wing | Minnesota (NHL)       |
| Brian Hayward  | Goaltender | Minnesota (NHL)       |
| Neil Wilkinson | Defense    | Minnesota (NHL)       |
| Rob Zettler    | Defense    | Minnesota (NHL)       |
| Ed Courtenay   | Right Wing | Kalamazoo (IHL)       |
| Kevin Evans    | Left Wing  | Kalamazoo (IHL)       |
| Link Gaetz     | Defense    | Kalamazoo (IHL)       |

|                |            |                                  |
|----------------|------------|----------------------------------|
| Dan Kecmer     | Defense    | Kalamazoo (IHL)                  |
| Dean Kolstad   | Defense    | Kalamazoo (IHL)                  |
| Peter Lappin   | Right Wing | Kalamazoo (IHL)                  |
| Pat MacLeod    | Defense    | Kalamazoo (IHL)                  |
| Mike McHugh    | Left Wing  | Kalamazoo (IHL)                  |
| Jarmo Myllys   | Goaltender | Kalamazoo (IHL)                  |
| J.F. Quintin   | Left Wing  | Kalamazoo (IHL)                  |
| Scott Cashman  | Goaltender | Boston University (Hockey East)  |
| Murray Garbutt | Center     | Spokane (WHL)                    |
| Rob Gaudreau   | Right Wing | Providence College (Hockey East) |
| Arturs Irbe    | Goaltender | Dynamo Riga (Soviet Elite)       |
| Shaun Kane     | Defense    | Providence College (Hockey East) |
| Larry Olimb    | Center     | U. of Minnesota (WCHA)           |
| Tom Pederson   | Defense    | U. of Minnesota (WCHA)           |
| Bryan Schoen   | Goaltender | U. of Denver (WCHA)              |
| John Weisbrod  | Center     | Harvard (ECAC)                   |
| Doug Zmolek    | Defense    | U. of Minnesota (WCHA)           |

San Jose also obtained Minnesota's second round selection (30th overall) in 1991 Entry Draft and Minnesota's first round selection (10th overall) in 1992 Entry Draft.

#### EXPANSION DRAFT — MAY 30, 1991

| NAME             | POSITION   | SELECTED FROM  |
|------------------|------------|----------------|
| Jeff Hackett     | Goaltender | N.Y. Islanders |
| Jayson More      | Defenseman | Montreal       |
| Rick Lessard     | Defenseman | Calgary        |
| Bob McGill       | Defenseman | Chicago        |
| Tim Kerr         | Right Wing | Philadelphia   |
| Jeff Madill      | Right Wing | New Jersey     |
| David Bruce      | Left Wing  | St. Louis      |
| Greg Paslawski   | Right Wing | Buffalo        |
| Bengt Gustafsson | Center     | Detroit        |
| Craig Cox        | Left Wing  | Vancouver      |



*Rob Gaudreau was one of the players taken by San Jose in the 1991 Dispersal Draft.*



2008-09  
IN REVIEW

*Dan Boyle played in his first NHL All-Star Game in 2009 and capped off his memorable season by being named to the NHL's Second All-Star Team.*

# 2008-09 FINAL STANDINGS

## EASTERN CONFERENCE

| EASTERN CONFERENCE |    |    |    |    |     |     |     |
|--------------------|----|----|----|----|-----|-----|-----|
| NORTHEAST DIVISION | GP | W  | L  | OT | GF  | GA  | PTS |
| BOSTON (1)         | 82 | 53 | 19 | 10 | 274 | 196 | 116 |
| MONTREAL (8)       | 82 | 41 | 30 | 11 | 249 | 247 | 93  |
| BUFFALO (10)       | 82 | 41 | 32 | 9  | 250 | 234 | 91  |
| OTTAWA (11)        | 82 | 36 | 35 | 11 | 217 | 237 | 83  |
| TORONTO (12)       | 82 | 34 | 35 | 13 | 250 | 293 | 81  |
|                    |    |    |    |    |     |     |     |
| ATLANTIC DIVISION  | GP | W  | L  | OT | GF  | GA  | PTS |
| NEW JERSEY (3)     | 82 | 51 | 27 | 4  | 244 | 209 | 106 |
| PITTSBURGH (4)     | 82 | 45 | 28 | 9  | 264 | 239 | 99  |
| PHILADELPHIA (5)   | 82 | 44 | 27 | 11 | 264 | 238 | 99  |
| NY RANGERS (7)     | 82 | 43 | 30 | 9  | 210 | 218 | 95  |
| NY ISLANDERS (15)  | 82 | 26 | 47 | 9  | 201 | 279 | 61  |
|                    |    |    |    |    |     |     |     |
| SOUTHEAST DIVISION | GP | W  | L  | OT | GF  | GA  | PTS |
| WASHINGTON (2)     | 82 | 50 | 24 | 8  | 272 | 245 | 108 |
| CAROLINA (6)       | 82 | 45 | 30 | 7  | 239 | 226 | 97  |
| FLORIDA (9)        | 82 | 41 | 30 | 11 | 234 | 231 | 93  |
| ATLANTA (13)       | 82 | 35 | 41 | 6  | 257 | 280 | 76  |
| TAMPA BAY (15)     | 82 | 24 | 40 | 18 | 210 | 279 | 66  |

## WESTERN CONFERENCE

| WESTERN CONFERENCE  |           |           |           |           |            |            |            |
|---------------------|-----------|-----------|-----------|-----------|------------|------------|------------|
| CENTRAL DIVISION    | GP        | W         | L         | OT        | GF         | GA         | PTS        |
| DETROIT (2)         | 82        | 51        | 21        | 10        | 295        | 244        | 112        |
| CHICAGO (4)         | 82        | 46        | 24        | 12        | 264        | 216        | 104        |
| ST. LOUIS (6)       | 82        | 41        | 31        | 10        | 233        | 233        | 92         |
| COLUMBUS (7)        | 82        | 41        | 31        | 10        | 226        | 230        | 92         |
| NASHVILLE (10)      | 82        | 40        | 34        | 8         | 213        | 233        | 88         |
|                     |           |           |           |           |            |            |            |
| PACIFIC DIVISION    | GP        | W         | L         | OT        | GF         | GA         | PTS        |
| <b>SAN JOSE (1)</b> | <b>82</b> | <b>53</b> | <b>18</b> | <b>11</b> | <b>257</b> | <b>204</b> | <b>117</b> |
| ANAHEIM (8)         | 82        | 42        | 33        | 7         | 245        | 238        | 91         |
| DALLAS (12)         | 82        | 36        | 35        | 11        | 230        | 257        | 83         |
| PHOENIX (13)        | 82        | 36        | 39        | 7         | 208        | 252        | 79         |
| LOS ANGELES (14)    | 82        | 34        | 37        | 11        | 207        | 234        | 79         |
|                     |           |           |           |           |            |            |            |
| NORTHWEST DIVISION  | GP        | W         | L         | OT        | GF         | GA         | PTS        |
| VANCOUVER (3)       | 82        | 45        | 27        | 10        | 246        | 220        | 100        |
| CALGARY (5)         | 82        | 46        | 30        | 6         | 254        | 248        | 98         |
| MINNESOTA (9)       | 82        | 40        | 33        | 9         | 219        | 200        | 89         |
| EDMONTON (11)       | 82        | 38        | 35        | 9         | 234        | 248        | 85         |
| COLORADO (15)       | 82        | 32        | 45        | 5         | 199        | 257        | 69         |

## BY CONFERENCE

| BY CONFERENCE   |           |           |           |           |            |            |            |
|-----------------|-----------|-----------|-----------|-----------|------------|------------|------------|
| EASTERN         | GP        | W         | L         | OT        | GF         | GA         | PTS        |
| BOSTON          | 82        | 53        | 19        | 10        | 274        | 196        | 116        |
| WASHINGTON      | 82        | 50        | 24        | 8         | 272        | 245        | 108        |
| NEW JERSEY      | 82        | 51        | 27        | 4         | 244        | 209        | 106        |
| PITTSBURGH      | 82        | 45        | 28        | 9         | 264        | 239        | 99         |
| PHILADELPHIA    | 82        | 44        | 27        | 11        | 264        | 238        | 99         |
| CAROLINA        | 82        | 45        | 30        | 7         | 239        | 226        | 97         |
| NY RANGERS      | 82        | 43        | 30        | 9         | 210        | 218        | 95         |
| MONTREAL        | 82        | 41        | 30        | 11        | 249        | 247        | 93         |
| FLORIDA         | 82        | 41        | 30        | 11        | 234        | 231        | 93         |
| BUFFALO         | 82        | 41        | 32        | 9         | 250        | 234        | 91         |
| OTTAWA          | 82        | 36        | 35        | 11        | 217        | 237        | 83         |
| TORONTO         | 82        | 34        | 35        | 13        | 250        | 293        | 81         |
| ATLANTA         | 82        | 35        | 41        | 6         | 257        | 280        | 76         |
| TAMPA BAY       | 82        | 24        | 40        | 18        | 210        | 279        | 66         |
| NY ISLANDERS    | 82        | 26        | 47        | 9         | 201        | 279        | 61         |
|                 |           |           |           |           |            |            |            |
| WESTERN         | GP        | W         | L         | OT        | GF         | GA         | PTS        |
| <b>SAN JOSE</b> | <b>82</b> | <b>53</b> | <b>18</b> | <b>11</b> | <b>257</b> | <b>204</b> | <b>117</b> |
| DETROIT         | 82        | 51        | 21        | 10        | 295        | 244        | 112        |
| VANCOUVER       | 82        | 45        | 27        | 10        | 246        | 220        | 100        |
| CHICAGO         | 82        | 46        | 24        | 12        | 264        | 216        | 104        |
| CALGARY         | 82        | 46        | 30        | 6         | 254        | 248        | 98         |
| ST. LOUIS       | 82        | 41        | 31        | 10        | 233        | 233        | 92         |
| COLUMBUS        | 82        | 41        | 31        | 10        | 226        | 230        | 92         |
| ANAHEIM         | 82        | 42        | 33        | 7         | 245        | 238        | 91         |
| MINNESOTA       | 82        | 40        | 33        | 9         | 219        | 200        | 89         |
| NASHVILLE       | 82        | 40        | 34        | 8         | 213        | 233        | 88         |
| EDMONTON        | 82        | 38        | 35        | 9         | 234        | 248        | 85         |
| DALLAS          | 82        | 36        | 35        | 11        | 230        | 257        | 83         |
| PHOENIX         | 82        | 36        | 39        | 7         | 208        | 252        | 79         |
| LOS ANGELES     | 82        | 34        | 37        | 11        | 207        | 234        | 79         |
| COLORADO        | 82        | 32        | 45        | 5         | 199        | 257        | 69         |



# 2008-09 SHARKS STATISTICS



| POS | NO | PLAYER             | GP | A/TOI | G  | A  | PTS | +/- | PIM | PP | SH | GW | S   | S/PTC |
|-----|----|--------------------|----|-------|----|----|-----|-----|-----|----|----|----|-----|-------|
| C   | 19 | JOE THORNTON       | 82 | 19:27 | 25 | 61 | 86  | 16  | 56  | 11 | 0  | 3  | 139 | 18.0  |
| C   | 12 | PATRICK MARLEAU    | 76 | 21:21 | 38 | 33 | 71  | 16  | 18  | 11 | 5  | 10 | 251 | 15.1  |
| R   | 16 | DEVIN SETOGUCHI    | 81 | 16:12 | 31 | 34 | 65  | 16  | 25  | 11 | 0  | 3  | 246 | 12.6  |
| C   | 8  | JOE PAVELSKI       | 80 | 18:57 | 25 | 34 | 59  | 5   | 46  | 8  | 3  | 3  | 266 | 9.4   |
| L   | 9  | MILAN MICHALEK     | 77 | 18:27 | 23 | 34 | 57  | 11  | 52  | 6  | 0  | 6  | 179 | 12.8  |
| D   | 22 | DAN BOYLE          | 77 | 24:46 | 16 | 41 | 57  | 6   | 52  | 8  | 0  | 4  | 213 | 7.5   |
| L   | 29 | RYANE CLOWE        | 71 | 17:46 | 22 | 30 | 52  | 8   | 51  | 11 | 0  | 1  | 161 | 13.7  |
| D   | 4  | ROBERT BLAKE       | 73 | 21:16 | 10 | 35 | 45  | 15  | 110 | 6  | 0  | 1  | 198 | 5.1   |
| D   | 10 | CHRISTIAN EHRHOFF  | 77 | 21:14 | 8  | 34 | 42  | -12 | 63  | 5  | 0  | 2  | 165 | 4.8   |
| D   | 44 | M-E VLASIC         | 82 | 23:54 | 6  | 30 | 36  | 15  | 42  | 3  | 0  | 1  | 104 | 5.8   |
| R   | 14 | J. CHEECHOO        | 66 | 15:19 | 12 | 17 | 29  | -3  | 59  | 5  | 1  | 4  | 152 | 7.9   |
| R   | 25 | MIKE GRIER         | 62 | 15:00 | 10 | 13 | 23  | 8   | 25  | 0  | 1  | 2  | 108 | 9.3   |
| L   | 24 | TRAVIS MOEN (ANA)  | 63 | 14:52 | 4  | 7  | 11  | -17 | 77  | 0  | 2  | 1  | 77  | 5.2   |
|     |    | (S.J.)             | 19 | 15:21 | 3  | 2  | 5   | -1  | 14  | 0  | 1  | 1  | 24  | 12.5  |
|     |    | (TOTAL)            | 82 | 14:59 | 7  | 9  | 16  | -18 | 91  | 0  | 3  | 2  | 101 | 6.9   |
| C   | 39 | *TOMAS PLIHAL      | 64 | 10:08 | 5  | 8  | 13  | -4  | 22  | 0  | 1  | 1  | 79  | 6.3   |
| C   | 27 | JEREMY ROENICK     | 42 | 11:38 | 4  | 9  | 13  | -1  | 24  | 1  | 0  | 0  | 50  | 8.0   |
| C   | 11 | MARCEL GOC         | 55 | 13:55 | 2  | 9  | 11  | -6  | 18  | 0  | 0  | 1  | 104 | 1.9   |
| D   | 21 | ALEXEI SEMENOV     | 47 | 13:02 | 1  | 7  | 8   | 3   | 57  | 0  | 0  | 0  | 28  | 3.6   |
| D   | 37 | BRAD LUKOWICH      | 58 | 16:12 | 0  | 8  | 8   | 5   | 12  | 0  | 0  | 0  | 43  | .0    |
| D   | 3  | DOUGLAS MURRAY     | 75 | 16:38 | 0  | 7  | 7   | 6   | 38  | 0  | 0  | 0  | 56  | .0    |
| L   | 64 | *JAMIE MCGINN      | 35 | 8:55  | 4  | 2  | 6   | -6  | 2   | 1  | 0  | 1  | 27  | 14.8  |
| D   | 40 | KENT HUSKINS (ANA) | 33 | 18:47 | 2  | 4  | 6   | 6   | 27  | 0  | 0  | 0  | 20  | 10.0  |
| L   | 43 | *LUKAS KASPAR      | 13 | 9:08  | 2  | 2  | 4   | 0   | 8   | 0  | 0  | 1  | 14  | 14.3  |
| L   | 45 | JODY SHELLEY       | 70 | 6:11  | 2  | 2  | 4   | -6  | 116 | 0  | 0  | 1  | 44  | 4.5   |
| R   | 59 | *BRAD STAUBITZ     | 35 | 6:13  | 1  | 2  | 3   | 0   | 76  | 0  | 0  | 1  | 22  | 4.5   |
| R   | 47 | TOM CAVANAGH       | 17 | 7:43  | 1  | 1  | 2   | -2  | 4   | 0  | 0  | 0  | 9   | 11.1  |
| R   | 32 | CLAUDE LEMIEUX     | 18 | 7:39  | 0  | 1  | 1   | -5  | 21  | 0  | 0  | 0  | 17  | .0    |
| G   | 20 | EVGENI NABOKOV     | 62 | 59:27 | 0  | 1  | 1   | 0   | 12  | 0  | 0  | 0  | 0   | .0    |
| C   | 40 | *RILEY ARMSTRONG   | 2  | 7:26  | 0  | 0  | 0   | -1  | 2   | 0  | 0  | 0  | 1   | .0    |
| R   | 53 | *RYAN VESCE        | 10 | 9:44  | 0  | 0  | 0   | -2  | 4   | 0  | 0  | 0  | 11  | .0    |
| D   | 65 | *DEREK JOSLIN      | 12 | 11:21 | 0  | 0  | 0   | -3  | 6   | 0  | 0  | 0  | 9   | .0    |
| G   | 33 | BRIAN BOUCHER      | 22 | 58:41 | 0  | 0  | 0   | 0   | 2   | 0  | 0  | 0  | 0   | .0    |

\* — ROOKIE

| NO | GOALTENDER    | GP        | MINS        | AVG         | W         | L         | OT        | EN       | SO       | GA         | SA          | SV%         | G | A | PIM |
|----|---------------|-----------|-------------|-------------|-----------|-----------|-----------|----------|----------|------------|-------------|-------------|---|---|-----|
| 33 | BRIAN BOUCHER | 22        | 1291        | 2.18        | 12        | 6         | 3         | 2        | 2        | 47         | 563         | .917        | 0 | 0 | 2   |
| 20 | E. NABOKOV    | 62        | 3686        | 2.44        | 41        | 12        | 8         | 0        | 7        | 150        | 1663        | .910        | 0 | 1 | 12  |
|    | <b>TOTALS</b> | <b>82</b> | <b>5000</b> | <b>2.39</b> | <b>53</b> | <b>18</b> | <b>11</b> | <b>2</b> | <b>9</b> | <b>199</b> | <b>2228</b> | <b>.911</b> |   |   |     |

2008-09 IN REVIEW



# 2008-09 STATISTICAL BREAKDOWN

|                                    |          |                                  |                  |
|------------------------------------|----------|----------------------------------|------------------|
| Overall Record . . . . .           | 53-18-11 | Even shots . . . . .             | 1-2-1            |
| Home Record . . . . .              | 32-5-4   | vs. EASTERN CONFERENCE . . . . . | 12-3-3           |
| Road Record . . . . .              | 21-13-7  | vs. NORTHEAST . . . . .          | 3-1-1            |
| Overtime record . . . . .          | 10-11    | vs. ATLANTIC . . . . .           | 5-1-1            |
| 1-Goal Game Record . . . . .       | 26-18    | vs. SOUTHEAST . . . . .          | 4-1-1            |
| 2-Goal Game Record . . . . .       | 13-4     | vs. WESTERN CONFERENCE . . . . . | 41-15-8          |
| 3-Goal Game Record . . . . .       | 14-7     | vs. CENTRAL . . . . .            | 10-5-5           |
| Scoring First . . . . .            | 36-6-4   | vs. PACIFIC . . . . .            | 17-7-0           |
| Opp. Scoring First . . . . .       | 17-12-7  | vs. NORTHWEST . . . . .          | 14-3-3           |
| Leading After 1 Period . . . . .   | 24-2-3   | October . . . . .                | 9-2-0 (18 pts.)  |
| Trailing After 1 Period . . . . .  | 11-12-5  | November . . . . .               | 11-1-1 (23 pts.) |
| Tied After 1 Period . . . . .      | 18-4-3   | December . . . . .               | 8-1-4 (20 pts.)  |
| Leading After 2 Periods . . . . .  | 33-1-4   | January . . . . .                | 8-3-0 (16 pts.)  |
| Trailing After 2 Periods . . . . . | 5-16-4   | February . . . . .               | 6-3-4 (16 pts.)  |
| Tied After 2 Periods . . . . .     | 15-1-3   | March . . . . .                  | 8-5-2 (18 pts.)  |
| Outshooting opponent . . . . .     | 34-12-7  | April . . . . .                  | 3-3-0 (6 pts.)   |
| Outshot . . . . .                  | 18-4-3   |                                  |                  |

| GOALS BY PERIOD | 1         | 2         | 3         | OT       | T                      |
|-----------------|-----------|-----------|-----------|----------|------------------------|
| <b>SHARKS</b>   | <b>83</b> | <b>91</b> | <b>72</b> | <b>4</b> | <b>251 (3.06 avg.)</b> |
| Opponents       | 79        | 56        | 58        | 6        | 199 (2.43 avg.)        |

\* — GOALS FOR and AGAINST totals do not include shootout-deciding goals.

| SHOTS BY PERIOD | 1          | 2          | 3          | OT        | T                       |
|-----------------|------------|------------|------------|-----------|-------------------------|
| <b>SHARKS</b>   | <b>837</b> | <b>971</b> | <b>859</b> | <b>53</b> | <b>2720 (33.2 avg.)</b> |
| Opponents       | 671        | 761        | 755        | 41        | 2228 (27.1 avg.)        |

| POWER PLAY     | G         | ATT        | PCT                    |
|----------------|-----------|------------|------------------------|
| <b>Overall</b> | <b>87</b> | <b>360</b> | <b>24.2% (3rd NHL)</b> |
| Home           | 41        | 197        | 20.8% (10th NHL)       |
| Road           | 46        | 163        | 28.2% (1st NHL)        |

11 Short Handed Goals Allowed (T-24th NHL)

| PENALTY KILLING | G         | TSH        | PCT                    |
|-----------------|-----------|------------|------------------------|
| <b>Overall</b>  | <b>51</b> | <b>306</b> | <b>83.3% (5th NHL)</b> |
| Home            | 20        | 135        | 85.2% (6th NHL)        |
| Road            | 31        | 171        | 81.9% (10th NHL)       |

7 Short Handed Goals Scored (T-16th NHL)

| PENALTIES     | GP        | MIN          | AVG                   |
|---------------|-----------|--------------|-----------------------|
| <b>SHARKS</b> | <b>82</b> | <b>1,053</b> | <b>13.1 (8th NHL)</b> |

## SITUATIONAL GOALS FOR AND AGAINST

|                       | GF         | GA         |
|-----------------------|------------|------------|
| <b>Five-on-Five</b>   | <b>136</b> | <b>125</b> |
| <b>Five-on-Four</b>   | <b>77</b>  | <b>10</b>  |
| <b>Five-on-Three</b>  | <b>8</b>   | <b>0</b>   |
| <b>Four-on-Four</b>   | <b>10</b>  | <b>11</b>  |
| <b>Four-on-Three</b>  | <b>2</b>   | <b>1</b>   |
| <b>Three-on-Three</b> | <b>0</b>   | <b>0</b>   |
| <b>Three-on-Four</b>  | <b>0</b>   | <b>1</b>   |
| <b>Three-on-Five</b>  | <b>0</b>   | <b>7</b>   |
| <b>Four-on-Five</b>   | <b>11</b>  | <b>42</b>  |
| <b>Empty Net</b>      | <b>7</b>   | <b>2</b>   |
| <b>Penalty Shot</b>   | <b>0</b>   | <b>1</b>   |
| <b>TOTALS</b>         | <b>251</b> | <b>199</b> |

\* — GOALS FOR and AGAINST totals do not include shootout-deciding goals.

# SHARKS 2008-09 HOME ROAD SCORING



| PLAYER    | HOME |    |    |    |     | ROAD |    |    |    |     | TOTAL |    |    |    |     |
|-----------|------|----|----|----|-----|------|----|----|----|-----|-------|----|----|----|-----|
|           | GP   | G  | A  | P  | +/- | GP   | G  | A  | P  | +/- | GP    | G  | A  | P  | +/- |
| Marleau   | 39   | 20 | 18 | 38 | 16  | 37   | 18 | 15 | 33 | 0   | 76    | 38 | 33 | 71 | 16  |
| Thornton  | 41   | 15 | 30 | 45 | 16  | 41   | 10 | 31 | 41 | 0   | 82    | 25 | 61 | 86 | 16  |
| Setoguchi | 41   | 14 | 24 | 38 | 21  | 40   | 17 | 10 | 27 | -5  | 81    | 31 | 34 | 65 | 16  |
| Pavelski  | 41   | 14 | 19 | 33 | 14  | 39   | 11 | 15 | 26 | -9  | 80    | 25 | 34 | 59 | 5   |
| Michalek  | 38   | 12 | 25 | 37 | 14  | 39   | 11 | 9  | 20 | -3  | 77    | 23 | 34 | 57 | 11  |
| Boyle     | 38   | 7  | 23 | 30 | 16  | 39   | 9  | 18 | 27 | -10 | 77    | 16 | 41 | 57 | 6   |
| Clowe     | 35   | 14 | 15 | 29 | 7   | 36   | 8  | 15 | 23 | 1   | 71    | 22 | 30 | 52 | 8   |
| Blake     | 37   | 5  | 19 | 24 | 12  | 36   | 5  | 16 | 21 | 3   | 73    | 10 | 35 | 45 | 15  |
| Ehrhoff   | 40   | 5  | 11 | 16 | -2  | 37   | 3  | 23 | 26 | -10 | 77    | 8  | 34 | 42 | -12 |
| Vlasic    | 41   | 5  | 16 | 21 | 17  | 41   | 1  | 14 | 15 | -2  | 82    | 6  | 30 | 36 | 15  |
| Cheechoo  | 31   | 6  | 10 | 16 | -7  | 35   | 6  | 7  | 13 | 4   | 66    | 12 | 17 | 29 | -3  |
| Grier     | 33   | 6  | 6  | 12 | 1   | 29   | 4  | 7  | 11 | 7   | 62    | 10 | 13 | 23 | 8   |
| Moen*     | 39   | 3  | 4  | 7  | -8  | 43   | 4  | 5  | 9  | -10 | 82    | 7  | 9  | 16 | -18 |
| Plihal    | 32   | 3  | 4  | 7  | 0   | 32   | 2  | 4  | 6  | -4  | 64    | 5  | 8  | 13 | -4  |
| Roenick   | 22   | 2  | 5  | 7  | -2  | 20   | 2  | 4  | 6  | 1   | 42    | 4  | 9  | 13 | -1  |
| Goc       | 28   | 1  | 5  | 6  | -3  | 27   | 1  | 4  | 5  | -3  | 55    | 2  | 9  | 11 | -6  |
| Semenov   | 21   | 1  | 4  | 5  | 6   | 26   | 0  | 3  | 3  | -3  | 47    | 1  | 7  | 8  | 3   |
| Lukowich  | 28   | 0  | 5  | 5  | 5   | 30   | 0  | 3  | 3  | 0   | 58    | 0  | 8  | 8  | 5   |
| Murray    | 39   | 0  | 5  | 5  | 5   | 36   | 0  | 2  | 2  | 1   | 75    | 0  | 7  | 7  | 6   |
| McGinn    | 15   | 3  | 1  | 4  | -1  | 20   | 1  | 1  | 2  | -5  | 35    | 4  | 2  | 6  | -6  |
| Kaspar    | 8    | 1  | 2  | 3  | 0   | 5    | 1  | 0  | 1  | 0   | 13    | 2  | 2  | 4  | 0   |
| Shelley   | 36   | 1  | 2  | 3  | 2   | 34   | 1  | 0  | 1  | -8  | 70    | 2  | 2  | 4  | -6  |
| Staubitz  | 17   | 0  | 1  | 1  | -1  | 18   | 1  | 1  | 2  | 1   | 35    | 1  | 2  | 3  | 0   |
| Cavanagh  | 9    | 1  | 1  | 2  | 2   | 8    | 0  | 0  | 0  | -4  | 17    | 1  | 1  | 2  | -2  |
| Lemieux   | 8    | 0  | 1  | 1  | 0   | 10   | 0  | 0  | 0  | -5  | 18    | 0  | 1  | 1  | -5  |
| Joslin    | 7    | 0  | 0  | 0  | -2  | 5    | 0  | 0  | 0  | -1  | 12    | 0  | 0  | 0  | -3  |
| Vesce     | 4    | 0  | 0  | 0  | -1  | 6    | 0  | 0  | 0  | -1  | 10    | 0  | 0  | 0  | -2  |
| Armstrong | 1    | 0  | 0  | 0  | -1  | 1    | 0  | 0  | 0  | 0   | 2     | 0  | 0  | 0  | -1  |

\* — Moen's totals are for the entire season

## 2008-09 SHARKS SPECIAL TEAMS SCORING

| Power Play Player | G  | A  | PTS |
|-------------------|----|----|-----|
| Thornton          | 11 | 24 | 35  |
| Boyle             | 8  | 24 | 32  |
| Ehrhoff           | 5  | 20 | 25  |
| Clowe             | 11 | 13 | 24  |
| Setoguchi         | 11 | 12 | 23  |
| Pavelski          | 8  | 15 | 23  |
| Blake             | 6  | 16 | 22  |
| Vlasic            | 3  | 18 | 21  |
| Michalek          | 6  | 13 | 19  |
| Marleau           | 11 | 7  | 18  |
| Cheechoo          | 5  | 4  | 9   |
| Roenick           | 1  | 2  | 3   |
| Semenov           | 0  | 1  | 1   |
| McGinn            | 1  | 0  | 1   |
| Kaspar            | 0  | 1  | 1   |

| Short Handed Player | G | A | PTS |
|---------------------|---|---|-----|
| Marleau             | 5 | 2 | 7   |
| Pavelski            | 3 | 1 | 4   |
| Grier               | 1 | 3 | 4   |
| Moen*               | 3 | 0 | 3   |
| Michalek            | 0 | 2 | 2   |
| Boyle               | 0 | 1 | 1   |
| Cheechoo            | 1 | 0 | 1   |
| Vlasic              | 0 | 1 | 1   |
| Plihal              | 1 | 0 | 1   |

\* — Moen's totals are for the entire season

2008-09 IN REVIEW



Ryane Clowe was one of six Sharks to score 20-plus goals (22) in 2008-09.

| NO | DATE  | TEAM          | DEC  | SCORE | RECORD | SJ GOALS   | PP  | PK  | SF-SA | GOALIE | ATT    |
|----|-------|---------------|------|-------|--------|--|-----|-----|-------|--------|--------|
| 1  | 10/9  | Anaheim       | W    | 4-1   | 1-0-0  | 14, <u>14</u> , <u>10</u> , 16                               | 2/7 | 2/2 | 41-29 | 20     | 17,496 |
| 2  | 10/11 | Los Angeles   | W    | 3-1   | 2-0-0  | 16, <u>39</u> , 8  | 0/6 | 3/4 | 41-13 | 20     | 17,496 |
| 3  | 10/12 | @Los Angeles  | W    | 1-0   | 3-0-0  | <b>43</b>  | 0/3 | 5/5 | 19-21 | 33     | 18,118 |
| 4  | 10/14 | Columbus      | W    | 5-2   | 4-0-0  | 14*, <u>9</u> , <u>12</u> , 12*, 44                          | 1/2 | 4/6 | 25-33 | 20     | 17,496 |
| 5  | 10/17 | @Anaheim      | L    | 0-4   | 4-1-0  |  | 0/7 | 6/7 | 38-20 | 20     | 17,174 |
| 6  | 10/18 | Philadelphia  | W*   | 5-4   | 5-1-0  | 8, 10, <u>14</u> , 16, <b>22</b>                             | 1/7 | 2/2 | 45-17 | 20     | 17,496 |
| 7  | 10/22 | @Philadelphia | W SO | 7-6   | 6-1-0  | <u>8</u> , <u>29</u> , 12, 16, 22, 12, 8!                    | 2/5 | 1/3 | 35-29 | 20     | 19,072 |
| 8  | 10/24 | @Florida      | L    | 3-4   | 6-2-0  | <u>19</u> , <u>29</u> , 12*                                  | 2/5 | 3/3 | 50-35 | 20     | 15,232 |
| 9  | 10/25 | @Tampa Bay    | W    | 3-0   | 7-2-0  | <b>11</b> , <u>29</u> , 16                                   | 1/6 | 2/2 | 45-22 | 33     | 16,831 |
| 10 | 10/28 | Pittsburgh    | W    | 2-1   | 8-2-0  | 8*, <b>25</b>  | 0/6 | 2/2 | 34-11 | 20     | 17,496 |
| 11 | 10/30 | Detroit       | W    | 4-2   | 9-2-0  | 12, <u>64</u> , <u>29</u> , 8                                | 1/2 | 2/2 | 33-27 | 20     | 17,496 |
| 12 | 11/2  | @Colorado     | W    | 5-3   | 10-2-0 | 9, 16, 16, <u>9</u> , 29                                     | 0/2 | 3/3 | 29-36 | 20     | 15,452 |
| 13 | 11/4  | Minnesota     | W    | 3-1   | 11-2-0 | 25, <u>64</u> , 29   | 0/6 | 3/3 | 49-24 | 20     | 17,183 |
| 14 | 11/6  | St. Louis     | W SO | 5-4   | 12-2-0 | 19, <u>4</u> , 29, 29, 29!                                   | 1/6 | 7/8 | 43-29 | 20     | 17,496 |
| 15 | 11/8  | Dallas        | W    | 2-1   | 13-2-0 | <b>22</b> , <b>12</b>  | 0/3 | 4/4 | 33-24 | 33     | 17,496 |
| 16 | 11/9  | @Phoenix      | L    | 2-4   | 13-3-0 | 22, 29   | 2/5 | 5/7 | 32-30 | 33     | 15,056 |
| 17 | 11/11 | Nashville     | L*   | 3-4   | 13-3-1 | 16, <u>4</u> , 16  | 1/9 | 2/2 | 57-29 | 33     | 17,496 |
| 18 | 11/13 | Calgary       | W    | 6-1   | 14-3-1 | 8, <u>9</u> , <u>12</u> , <u>19</u> , 9, 8                   | 4/9 | 3/4 | 46-24 | 33     | 17,496 |
| 19 | 11/16 | @Chicago      | W    | 6-5   | 15-3-1 | 9, <u>19</u> , <u>22</u> , <u>27</u> , <u>22</u> , <u>16</u> | 4/6 | 3/5 | 31-33 | 33     | 21,181 |
| 20 | 11/17 | @Nashville    | W    | 4-1   | 16-3-1 | <u>16</u> , <u>45</u> , 39, 12                               | 1/7 | 6/6 | 32-33 | 33     | 13,312 |
| 21 | 11/22 | Washington    | W    | 7-2   | 17-3-1 | 12, 29, <u>16</u> , <u>19</u> , <u>44</u> , <u>29</u> , 25   | 2/6 | 3/4 | 28-21 | 33     | 17,496 |
| 22 | 11/26 | Chicago       | W    | 3-2   | 18-3-1 | 4, 12, 19  | 1/2 | 1/2 | 40-26 | 20     | 17,496 |
| 23 | 11/28 | @Dallas       | W    | 6-2   | 19-3-1 | 8, <u>22</u> , <u>22</u> , <u>9</u> , 4, 39                  | 2/6 | 5/5 | 30-27 | 20     | 18,532 |
| 24 | 11/29 | @Phoenix      | W    | 3-2   | 20-3-1 | 8, 4, <b>8</b>   | 0/3 | 4/5 | 23-20 | 20     | 14,007 |
| 25 | 12/2  | Toronto       | W    | 5-2   | 21-3-1 | 16, 19, <u>22</u> , <u>44</u> , 8*                           | 1/3 | 4/4 | 31-30 | 20     | 17,496 |
| 26 | 12/4  | Columbus      | W    | 3-2   | 22-3-1 | <u>12</u> , <u>27</u> , <u>19</u>                            | 2/6 | 2/2 | 22-31 | 20     | 17,496 |
| 27 | 12/6  | Edmonton      | L*   | 2-3   | 22-3-2 | <u>22</u> , 27   | 1/4 | 3/5 | 43-17 | 20     | 17,496 |
| 28 | 12/11 | Anaheim       | W    | 2-0   | 23-3-2 | <b>12</b> , 16   | 0/3 | 5/5 | 27-31 | 20     | 17,496 |
| 29 | 12/13 | St. Louis     | W    | 5-4   | 24-3-2 | 14, 25, 16, <u>29</u> , <b>12</b>                            | 1/5 | 5/6 | 38-33 | 20     | 17,496 |
| 30 | 12/15 | @Los Angeles  | W SO | 3-2   | 25-3-2 | <u>29</u> , 12*, <b>29!</b>                                  | 1/1 | 5/5 | 25-28 | 33     | 16,005 |
| 31 | 12/17 | @Columbus     | L*   | 1-2   | 25-3-3 | <u>16</u>  | 0/5 | 3/3 | 48-32 | 20     | 13,884 |
| 32 | 12/18 | @Detroit      | L    | 0-6   | 25-4-3 |  | 0/2 | 3/3 | 28-28 | 20     | 19,507 |
| 33 | 12/20 | NY Rangers    | W    | 3-2   | 26-4-3 | <u>22</u> , <u>29</u> , <b>12</b>                            | 2/5 | 2/2 | 30-34 | 20     | 17,496 |
| 34 | 12/23 | Vancouver     | W    | 5-0   | 27-4-3 | 4, <u>12</u> , <u>16</u> , 19, 39                            | 2/6 | 2/2 | 31-33 | 20     | 17,496 |
| 35 | 12/27 | @St. Louis    | L*   | 2-3   | 27-4-4 | 14, 25   | 0/3 | 2/2 | 26-28 | 20     | 19,150 |
| 36 | 12/29 | @Dallas       | W    | 3-1   | 28-4-4 | 14, <u>9</u> , 29^   | 0/3 | 6/6 | 19-29 | 20     | 18,532 |
| 37 | 12/31 | @Minnesota    | L*   | 2-3   | 28-4-5 | <u>16</u> , 9  | 1/2 | 1/3 | 34-32 | 20     | 18,568 |
| 38 | 1/3   | NY Islanders  | W    | 5-3   | 29-4-5 | 29, 25, 22, <b>25</b> , 12^                                  | 0/4 | 2/2 | 47-24 | 20     | 17,496 |
| 39 | 1/6   | @Calgary      | L    | 2-5   | 29-5-5 | <u>29</u> , 25*  | 1/4 | 2/3 | 28-28 | 20/33  | 19,289 |
| 40 | 1/9   | @Edmonton     | W    | 4-1   | 30-5-5 | <u>16</u> , <u>59</u> , 12, 12                               | 2/4 | 5/6 | 31-26 | 20     | 16,839 |
| 41 | 1/10  | @Vancouver    | W    | 4-2   | 31-5-5 | 4, 25, <u>12</u> , 12  | 2/6 | 5/6 | 27-26 | 33     | 18,630 |
| 42 | 1/13  | Tampa Bay     | W    | 7-1   | 32-5-5 | 16, <u>12</u> , 19, <u>9</u> , <u>29</u> , 8, 39             | 3/8 | 2/2 | 42-25 | 20     | 17,496 |
| 43 | 1/15  | Calgary       | L    | 2-3   | 32-6-5 | 29, 19   | 0/5 | 4/5 | 35-31 | 20     | 17,496 |
| 44 | 1/17  | Detroit       | W    | 6-5   | 33-6-5 | 22, 8, <u>10</u> , <u>14</u> , 9, <b>12</b>                  | 2/3 | 2/3 | 41-34 | 20     | 17,496 |
| 45 | 1/20  | Vancouver     | W*   | 2-1   | 34-6-5 | 16, <u>12</u>  | 1/4 | 1/1 | 29-14 | 20     | 17,496 |
| 46 | 1/27  | @Colorado     | W    | 3-1   | 35-6-5 | <u>9</u> , 9, 12^  | 1/4 | 3/3 | 38-31 | 20     | 14,592 |

# 2008-09 GAME-BY-GAME RESULTS



|    |      |              |       |     |          |                                    |     |     |       |              |        |
|----|------|--------------|-------|-----|----------|------------------------------------|-----|-----|-------|--------------|--------|
| 47 | 1/29 | Phoenix      | W     | 2-0 | 36-6-5   | <b>10</b> , 11^                    | 1/5 | 6/6 | 29-24 | 20           | 17,496 |
| 48 | 1/31 | Chicago      | L     | 2-4 | 36-7-5   | <u>10</u> , 9                      | 1/5 | 1/3 | 34-29 | 20           | 17,496 |
| 49 | 2/5  | Carolina     | OT SO | 3-4 | 36-7-6   | 29, 21, <b>44</b>                  | 1/6 | 2/2 | 40-29 | 20           | 17,496 |
| 50 | 2/7  | @Columbus    | L*    | 2-3 | 36-7-7   | <u>16</u> , 10                     | 1/5 | 1/1 | 30-20 | 20           | 18,144 |
| 51 | 2/10 | @Boston      | W     | 5-2 | 37-7-7   | 4, 12, <b>9</b> , 19, 25^          | 1/1 | 5/5 | 31-30 | 20           | 17,565 |
| 52 | 2/11 | @Pittsburgh  | OT SO | 1-2 | 37-7-8   | 8                                  | 0/1 | 3/3 | 37-36 | 33           | 17,034 |
| 53 | 2/13 | @Buffalo     | OT SO | 5-6 | 37-7-9   | 12, 12, 22, <b>16</b> , 8          | 2/2 | 3/6 | 35-35 | 20           | 18,690 |
| 54 | 2/15 | @New Jersey  | L     | 5-6 | 37-8-9   | 4, <u>12</u> , 14, <b>16</b> , 8*  | 2/5 | 5/8 | 32-29 | 20           | 17,625 |
| 55 | 2/17 | Edmonton     | W     | 4-2 | 38-8-9   | 8, 12, <b>12*</b> , 19             | 0/4 | 5/6 | 31-26 | 20           | 17,496 |
| 56 | 2/19 | Los Angeles  | W     | 4-2 | 39-8-9   | 43, 12, <b>44</b> , 9              | 1/5 | 3/4 | 40-32 | 20           | 17,496 |
| 57 | 2/21 | Atlanta      | W     | 3-1 | 40-8-9   | 29, <b>14</b> , 19                 | 2/3 | 4/5 | 31-23 | 20           | 17,496 |
| 58 | 2/23 | @Dallas      | W     | 1-0 | 41-8-9   | <b>16</b>                          | 0/3 | 4/4 | 24-29 | 20           | 17,988 |
| 59 | 2/25 | @Detroit     | L     | 1-4 | 41-9-9   | <u>10</u>                          | 1/7 | 5/7 | 35-33 | 20           | 20,066 |
| 60 | 2/26 | @Ottawa      | W     | 2-1 | 42-9-9   | <u>9</u> , <b>12</b>               | 2/4 | 3/4 | 24-24 | 33           | 17,791 |
| 61 | 2/28 | @Montreal    | L     | 2-3 | 42-10-9  | <u>8</u> , 19                      | 1/2 | 0/1 | 48-21 | 33           | 21,273 |
| 62 | 3/3  | Dallas       | L     | 1-4 | 42-11-9  | <u>19</u>                          | 1/5 | 5/6 | 25-31 | 33           | 17,496 |
| 63 | 3/5  | Minnesota    | L*    | 3-4 | 42-11-10 | 8, 29, 8                           | 0/2 | 0/0 | 35-36 | 33           | 17,496 |
| 64 | 3/7  | @Vancouver   | L     | 1-3 | 42-12-10 | <u>19</u>                          | 1/3 | 5/6 | 29-29 | 33           | 18,630 |
| 65 | 3/10 | @Minnesota   | W*    | 5-4 | 43-12-10 | 19, 24*, 19, 9, <b>10</b>          | 1/3 | 3/3 | 23-29 | 33           | 18,568 |
| 66 | 3/12 | @St. Louis   | L     | 1-3 | 43-13-10 | <u>12</u>                          | 1/7 | 4/4 | 25-26 | 33           | 19,150 |
| 67 | 3/14 | Los Angeles  | W SO  | 2-1 | 44-13-10 | 9, 14!                             | 0/8 | 4/4 | 39-24 | 20           | 17,496 |
| 68 | 3/15 | @Anaheim     | W     | 1-0 | 45-13-10 | <b>24</b>                          | 0/4 | 4/4 | 30-34 | 20           | 17,511 |
| 69 | 3/17 | @Phoenix     | L     | 3-4 | 45-14-10 | <u>19</u> , 19, 12                 | 1/3 | 1/4 | 36-20 | <b>20/33</b> | 15,563 |
| 70 | 3/19 | Nashville    | W SO  | 3-2 | 46-14-10 | 4, 9, 14!                          | 1/4 | 2/2 | 38-26 | 20           | 17,496 |
| 71 | 3/21 | Dallas       | W     | 5-2 | 47-14-10 | <u>19</u> , 16, <b>8</b> , 9, 12*^ | 1/4 | 4/4 | 30-25 | 20           | 17,496 |
| 72 | 3/22 | Colorado     | W     | 3-1 | 48-14-10 | <u>64</u> , 9, 16^                 | 1/2 | 2/2 | 28-32 | 20           | 17,496 |
| 73 | 3/25 | @Chicago     | OT SO | 5-6 | 48-14-11 | <u>16</u> , 64, 44, 16, 19         | 1/2 | 2/2 | 28-32 | 20           | 21,812 |
| 74 | 3/26 | @Nashville   | L     | 3-2 | 48-15-11 | <u>8</u> , <u>16</u>               | 2/4 | 3/4 | 31-33 | 20           | 16,562 |
| 75 | 3/28 | Phoenix      | W     | 3-2 | 49-15-11 | 45, 47, <b>8</b>                   | 1/3 | 2/2 | 32-27 | 20           | 17,496 |
| 76 | 3/30 | @Calgary     | W     | 2-1 | 50-15-11 | <u>22</u> , <b>14</b>              | 1/2 | 2/2 | 17-29 | 20           | 19,289 |
| 77 | 4/2  | @Edmonton    | W     | 2-1 | 51-15-11 | 14, <b>22</b>                      | 1/3 | 4/5 | 22-26 | 20           | 16,839 |
| 78 | 4/4  | Anaheim      | L     | 2-5 | 51-16-11 | 19, 9                              | 1/3 | 0/1 | 30-28 | 20           | 17,496 |
| 79 | 4/5  | @Anaheim     | W     | 3-2 | 52-16-11 | 27, <b>8</b> , <b>14</b>           | 2/7 | 1/2 | 26-21 | 33           | 17,398 |
| 80 | 4/7  | Colorado     | W     | 1-0 | 53-16-11 | <b>8!</b>                          | 0/5 | 3/3 | 30-20 | 20           | 17,496 |
| 81 | 4/9  | Phoenix      | L     | 1-4 | 53-17-11 | 24                                 | 0/6 | 2/3 | 41-17 | 20           | 17,496 |
| 82 | 4/11 | @Los Angeles | L     | 3-4 | 53-18-11 | <u>16</u> , <u>8</u> , <u>12</u>   | 3/6 | 4/5 | 30-24 | 20           | 18,118 |

KEY: W\* = overtime win, L\* = overtime loss, W SO = Shootout win, OT SO = shootout loss, power play, shorthanded \*, **game-winning**, penalty shot #, empty net ^, shootout determining goal!

GOALTENDERS: 20 — Nabokov; 33 — Boucher. Goaltender receiving decision under multiple entries is in **BOLD**.



Joe Thornton led the Sharks in scoring for the third straight full season in 2008-09.



# FRANCHISE RECORDS TIED OR SET IN 2008-09

(\* — TIED FRANCHISE RECORD)

## INDIVIDUAL

**MOST SHOTS BY A DEFENSEMAN IN A SEASON** — Dan Boyle, 213

**GORDIE HOWE HAT TRICK**  
— Ryane Clowe (1-1=2, 7 PIM),  
Nov. 4 vs. Minnesota

**MOST POINTS, PERIOD** — 4,  
(4 times, most recent — Joe  
Thornton (1-3=4), 12/2/08 vs.  
Toronto (5-2 W, 1st period)\*

**MOST ASSISTS, GAME** — 4  
(16 times, most recent — J.  
Thornton, 2/13/09 at Buffalo  
[5-6 L SO])\*

**MOST SHOTS, GAME** — 10, (3  
times, most recent — Devin  
Setoguchi, 11/11/08 vs.  
Nashville (3-4 L OT)\*

**MOST SHOTS, PERIOD** — 7, Joe  
Pavelski, 11/4/08 vs. Minnesota  
(3-1 W), 3rd period

**MOST CONSECUTIVE GAMES  
PLAYED** — 304, Joe Thornton  
— 12/2/05 thru present

## GOALTENDING

**MOST MINUTES, GAME** — 65:00  
(77 times, most recent — Evgeni  
Nabokov, 4/7/09 vs. Colorado  
[1-0 W SO])\*

**FEWEST GOALS ALLOWED, GAME**  
— 0 (96 times, most recent  
— Evgeni Nabokov, 4/7/09 vs.  
Colorado [1-0 W SO])\*

**FEWEST SHOTS FACED, GAME** — 11,  
Evgeni Nabokov, 10/28/08 vs.  
Pittsburgh [2-1 W]

**LONGEST SHUTOUT STREAK** — 170:58, Evgeni Nabokov, 1/20/09 vs. Vancouver (1st period) thru 1/31/09 vs. Chicago (1st period)



*Devin Setoguchi became the sixth player in Sharks history to score 30 goals with 31 in 2008-09.*

## TEAM, SEASON

**MOST WINS** — 53

**MOST POINTS** — 117

**MOST HOME WINS** — 32

**BEST POWER PLAY PERCENTAGE** — 24.2%

**BEST ROAD POWER PLAY PERCENTAGE** — 28.2%

**MOST ROAD POWER PLAY GOALS** — 46

**MOST SHOTS** — 2,720

**MOST 40+ SHOT GAMES IN A SEASON** — 19

**MOST 45+ SHOT GAMES IN A SEASON** — 9

## TEAM, GAME

**FEWEST GOALS ALLOWED, GAME AT HOME** — 0 (49 times, most recent — 4/7/09 vs. Phoenix [1-0 W SO])\*

**FEWEST GOALS ALLOWED, GAME ON ROAD** — 0 (47 times, most recent — 3/15/09 at Anaheim [1-0 W])\*

**FASTEST 5 GOALS FROM START OF GAME, FOR** — 20:43, 12/23/08 vs. Vancouver (5-0- W), R. Blake, P. Marleau, D. Setoguchi, J. Thornton, T. Plihal

**FASTEST 5 GOALS, FOR** — 12:12, 1/13/09 vs. Tampa Bay (7-1 W), J. Thornton, M. Michalek, R. Clowe, J. Pavelski, T. Plihal

**WIDEST MARGIN OF VICTORY, HOME** — 6 goals (9 times, most recent — 1/13/09 vs. Tampa Bay [7-1 W])

**MOST SHOTS, GAME AT HOME** — 57, 11/11/08 vs. Nashville (3-4 L OT)

**MOST SHOTS, GAME ON ROAD** — 50 (2 times, most recent — 10/24/08 at Florida (3-4 L)\*

**FEWEST SHOTS FACED, GAME AT HOME** — 11, 10/28/08 vs. Pittsburgh (2-1 W)

**MOST SHOTS, OT AT HOME** — 7, 4/7/09 vs. Colorado (1-0 W SO)

**LARGEST MARGIN OUTSHOOTING, ROAD** — 27 — 2/28/09 at Montreal [2-3 L], 21 MTL, 48 S.J.)



**MOST PPG FOR, GAME ON ROAD** — 4 (2 times, most recent — 11/16/08 at Chicago [6-5 W], 4 of 6)\*  
**MOST CONSECUTIVE GAMES SCORING PPG** — 11, 3/17/09 at Phoenix thru 4/5/09 at Anaheim [13 of 37])  
**FEWEST PENALTIES FOR, GAME AT HOME** — 0, 3/5/09 vs. Minnesota [3-4 L OT], 0 PIM  
**FEWEST PIM FOR, GAME AT HOME** — 0, 3/5/08 vs. Minnesota (3-4 L SO)  
**FEWEST PENALTY MINUTES, GAME BY BOTH TEAMS, HOME** — 4, 3/5/09 vs. Minnesota (3-4 L OT); 2 MIN, 0 S.J.  
**FEWEST PENALTIES, GAME BY BOTH TEAMS, HOME** — 2, 3/5/09 vs. Minnesota (3-4 L OT); 2 S.J., 0 MIN

### TEAM STREAKS

**MOST CONSECUTIVE GAMES RECORDING A POINT, HOME** — 31, 3/3/08 vs. Montreal thru 1/13/09 vs. Tampa Bay (28-0-3)  
**LONGEST SCORELESS STREAK, OPPONENT** — 171:18, 1/20/09 vs. Vancouver (1st period) thru 1/31/09 vs. Chicago (1st period)

## INDIVIDUAL LEADERS

|                        |   |
|------------------------|---|
| <b>POINTS</b>          | Thornton (86), Marleau (71), Setoguchi (65)                             |
| <b>GOALS</b>           | Marleau (38), Setoguchi (31), Thornton (25), Pavelski (25)              |
| <b>ASSISTS</b>         | Thornton (61), Boyle (41), Blake (35)                                   |
| <b>PP GOALS</b>        | Thornton, Clowe, Marleau, Setoguchi (11); Boyle, Pavelski (8)           |
| <b>SH GOALS</b>        | Marleau (5), Pavelski (3), Moen (3 w/ANA)                               |
| <b>GW GOALS</b>        | Marleau (10), Michalek (6), Boyle (4)                                   |
| <b>3 OR MORE GOALS</b> | None  |
| <b>PENALTY MINUTES</b> | Shelley (116), Blake (110), Moen (91 [77 w/ANA, 14 w/SJ])               |
| <b>SHOTS ON GOAL</b>   | Pavelski (267), Marleau (251), Setoguchi (246)                          |
| <b>PLUS/MINUS</b>      | Thornton, Marleau, Setoguchi (+17); Blake, Vlasic (+15), Michalek (+11) |

### GOALTENDERS

|                           |                                  |
|---------------------------|----------------------------------|
| <b>GAMES PLAYED</b>       | Nabokov (62), Boucher (22)       |
| <b>MINUTES</b>            | Nabokov (3,686), Boucher (1,291) |
| <b>WINS</b>               | Nabokov (41), Boucher (12)       |
| <b>GOALS-AGAINST AVG.</b> | Boucher (2.18), Nabokov (2.44)   |
| <b>SHUTOUTS</b>           | Nabokov (7), Boucher (2)         |



Marc-Edouard Vlasic's plus-15 in 2008-09 was tied for second on the Sharks.

2008-09 IN REVIEW

# 2008-09 SHARKS HIGHS/LOWS

| SEASON  | CATEGORY                       | ALL-TIME   |
|---|--------------------------------|--|
| <b>GOALS</b>                                      |                                |  |
| 7, 3X MR, 1/13/09 vs. Tampa Bay (7-1 W)           | Most, Game                     | 10, 85X MR, 4/7/09 vs. Colorado (1-0 W SO)         |
| 0, 2X, MR, 12/18/08 at Detroit (0-6 L)            | Fewest, Game                   | 0, 84X MR, 12/18/08 at Detroit (0-6 L)             |
| 6, 5X, MR, 3/25/09 at Chicago (5-6 L SO)          | Most Allowed                   | 13, 2/10/93 at Calgary (1-13 L)                    |
| 0, 9X MR, 4/7/09 vs. Colorado (1-0 W SO)          | Fewest Allowed                 | 0, 96X MR, 4/7/09 vs. Colorado (1-0 W SO)          |
| 4, 4X MR, 2/10/09 at Boston (5-2 W), 3rd          | Most, Period                   | 6, 1/30/96 vs. Hartford (8-2 W), 2nd               |
| 3, 14X, MR, 3/26/09 at Nashville (2-3 L), 2nd     | Most Allowed, Period           | 8, 12/17/91 at Pittsburgh (2-10 L), 2nd            |
| <b>SHOTS</b>                                      |                                |  |
| 57, 11/11/08 vs. Nashville (3-4 L OT)             | Most, Game                     | 57, 11/11/08 vs. Nashville (3-4 L OT)              |
| 17, 3/30/09 at Calgary (2-1 W)                    | Fewest, Game                   | 9, 11/4/98 vs. Dallas (4-0 W)                      |
| 36, 3X, MR, 3/05/09 vs. Minnesota (3-4 L OT)      | Most Faced, Game               | 59, 12/26/92 vs. Los Angeles (7-2 W)               |
| 11, 10/28/08 vs. Pittsburgh (2-1 W)               | Fewest Faced, Game             | 11, 10/28/08 vs. Pittsburgh (2-1 W)                |
| 22, 2X MR, 11/11/08 vs. Nashville (3-4 L OT), 2nd | Most, Period                   | 26, 10/4/99 vs. Chicago (7-1 W), 3rd               |
| 2, 4/7/09 vs. Colorado (1-0 W SO), 1st            | Fewest, Period                 | 0, 2X MR 2/26/98 vs. St. Louis (3-1 W), 3rd        |
| 18, 2X MR, 2/13/09 at Buffalo (5-6 L SO), 1st     | Most Faced, Period             | 25, 3X MR, 3/5/96 at Colorado (5-3 W), 3rd         |
| 1, 12/6/08 vs. Edmonton (2-3 L OT), 1st           | Fewest Faced, Period           | 0, 4X MR, 3/21/08 vs. Anaheim (2-1 W), 3rd         |
| <b>SPECIAL TEAMS</b>                              |                                |  |
| 4, 2X, MR, 11/16/08 at Chicago (6-5 W)            | Most PPG, Game                 | 6, 1/7/07 vs. Detroit (9-4 W)                      |
| 3, 3X MR, 3/17/09 at Phoenix (3-4 L)              | Most PPG Allowed, Game         | 5, 5X MR, 2/18/04 at Nashville (3-7 L)             |
| 2, 10/14/08 vs. Columbus (5-2 W)                  | Most SHG, Game                 | 3, 10/18/96 at Anaheim (4-1 W)                     |
| 1, 11X MR, 4/5/09 at Anaheim (3-2 W)              | Most SHG Allowed, Game         | 2, 12X MR, 1/14/06 at Montreal (2-6 L)             |
| 13, 2/17/09 vs. Edmonton (4-2 W), 40 PIM          | Most Penalties For, Game       | 21, 1/26/93 at Los Angeles (1-7 L), 92 PIM         |
| 14, 4/5/09 at Anaheim (3-2 W), 52 PIM             | Most Penalties by Opp., Game   | 22, 2/18/93 vs. Winnipeg (5-3 W), 82 PIM           |
| 1, 2X MR, 2/11/09 at Pittsburgh (1-2 L SO), 2 PIM | Fewest Penalties For, Game     | 0, 3X MR, 3/05/09 vs. Minnesota (3-4 L OT)         |
| 1, 2/11/09 at Pittsburgh (1-2 L SO), 2 PIM        | Fewest Penalties by Opp., Game | 1, 14X MR, 2/11/09 at Pittsburgh (1-2 L SO), 2 PIM |
| 40, 2/17/09 vs. Edmonton (4-2 W), 13 penalties    | Most PIM, Game                 | 102, 2/5/97 vs. Los Angeles (3-2 W), 17 Penalties  |
| 0, 3/05/09 vs. Minnesota (3-4 L OT)               | Fewest PIM, Game               | 0, 3X MR, 3/05/09 vs. Minnesota (3-4 L OT)         |





| OVERALL STREAKS  |                              |  |
|--|------------------------------|--|
| 9, 11/13/08 vs. Calgary thru 12/4/08 vs. Columbus (9-0-0)                | Longest Winning              | 11, 2/21/08 at Philadelphia thru 3/14/08 vs. St. Louis (11-0-0)          |
| 9, 11/13/08 vs. Calgary thru 12/4/08 vs. Columbus (9-0-0)                | Longest Unbeaten             | 11, 2/21/08 at Philadelphia thru 3/14/08 vs. St. Louis (11-0-0)          |
| 15, 11/11/08 vs. Nashville thru 12/17/08 at Columbus (12-0-3)            | Most Games Recording a Point | 20, 2/21/08 at Philadelphia thru 4/1/08 vs. Los Angeles (18-0-2)         |
| 2, 2X MR, 4/9/09 vs. Phoenix (1-4 L) thru 4/11/09 at Los Angeles (3-4 L) | Longest Losing in Regulation | 17 games, 1/4/93 vs. Montreal thru 2/12/93 at Edmonton (ties NHL record) |
| 4, 2/28/08 at Montreal (4-5 L) thru 3/7/09 @ Vancouver (1-3 L) (0-3-1)   | Longest Winless              | 20 games, 12/29/92 at Vancouver thru 2/12/93 at Edmonton (0-19-1)        |
| RTSS<br>(REAL TIME<br>SCORING STATISTICS)                                |                              |  |
| 45, 2/23/09 at Dallas (1-0 W)  | Hits, Game                   | 50, 12/4/06 at Dallas (0-1 L)  |
| 22, 11/26/08 vs. Chicago (3-2 W OT)                                      | Blocked Shots, Game          | 25, 11/28/07 vs. Los Angeles (2-3 LSO)                                   |
| 16, 2X MR, 3/21/09 vs. Dallas (5-2 W)                                    | Takeaways, Game              | 29, 10/22/01 at New York Rangers (5-1 W)                                 |
| SHARKS INDIVIDUAL  |                              |  |
| 4, 5X MR, J. Thornton (0-4=4), 2/13/09 at Buffalo (5-6 L SO)             | Most Points, Game            | 6, O. Nolan (3-3=6) 10/4/99 vs. Chicago (7-1 W)                          |
| 2, 25X MR, D. Setoguchi (2-0=2), 3/25/09 at Chicago (5-6 L SO)           | Most Goals, Game             | 4, O. Nolan (4-1=5), 12/19/95 at Anaheim                                 |
| 4, 3X MR, J. Thornton (0-4=4), 2/13/09 at Buffalo (5-6 L SO)             | Most Assists, Game           | 4, 16X MR, J. Thornton, 2/13/09 at Buffalo (5-6 L SO)                    |
| 35, B. Boucher, 2/11/09 at Pittsburgh (1-2 L SO)                         | Most Saves, Game             | 57, Jeff Hackett, 12/26/92 vs. Los Angeles (7-2 W)                       |
| 10, D. Setoguchi, 11/11/08 vs. Nashville (3-4 L OT)                      | Most Shots, Game             | 10, 3X MR, D. Setoguchi, 11/11/08 vs. Nashville (3-4 L OT)               |
| 9, R. Clowe, 2/23/09 at Dallas (1-0 W)                                   | Most Hits, Game              | 9, 2X MR, R. Clowe, 2/23/09 at Dallas (1-0 W)                            |
| 6, C. Ehrhoff, 1/31/09 vs. Chicago (2-4 L)                               | Most Blocked Shots, Game     | 6, 9X MR, C. Ehrhoff, 1/31/09 vs. Chicago (2-4 L)                        |
| 4, D. Boyle, 11/6/08 vs. St. Louis (5-4 W SO)                            | Most Takeaways, Game         | 5, 4X MR, J. Thornton, 11/30/07 vs. Colorado (3-2 W)                     |
| 22, R. Blake, 11/29/08 at Phoenix (3-2 W), 3 penalties                   | Most PIM, Game               | 41, J. Shelley, 4/6/08 at Dallas (2-4 L), 7 penalties                    |
| OPPONENTS<br>INDIVIDUAL  |                              |  |
| 4, 4X MR, R. Getzlaf (0-4=4), 4/4/09 vs. Anaheim, (2-5 L)                | Most Points, Game            | 7, M. Lemieux (1-6=7), 12/5/92 vs. Pittsburgh (4-9 L)                    |
| 2, 17X MR, A. Ladd (2-0=2), 3/25/09 at Chicago (5-6 L SO)                | Most Goals, Game             | 5, M. Ricci, 2/17/94 vs. Quebec (2-8 L)                                  |
| 4, R. Getzlaf (0-4=4), 4/4/09 vs. Anaheim (2-5 L)                        | Most Assists, Game           | 6, M. Lemieux, 12/5/92 vs. Pittsburgh (4-9 L)                            |
| 54, D. Ellis, 11/11/08 vs. Nashville (3-4 LOT)                           | Most Saves, Game             | 54, D. Ellis, 11/11/08 vs. Nashville (3-4 LOT)                           |



# SHARKS 2008-09 SEASON RECORD BOOK

## HAT TRICKS

### SHARKS (0)

| Goals | Player | Date | Game | Score | Goaltender(s) |
|-------|--------|------|------|-------|---------------|
| None  |        |      |      |       |               |

### OPPONENT (0)

| Goals | Player | Date | Game | Score | Goaltender(s) |
|-------|--------|------|------|-------|---------------|
| None  |        |      |      |       |               |

## SHUTOUTS

### SHARKS (9)

| Date           | Opponent       | Goaltender     | Score  | Saves       |
|----------------|----------------|----------------|--------|-------------|
| April 7, 2009  | vs. Colorado   | Evgeni Nabokov | 1-0 SO | 20 (3/3 SO) |
| March 15, 2009 | at Anaheim     | Evgeni Nabokov | 1-0    | 34          |
| Feb. 23, 2009  | at Dallas      | Evgeni Nabokov | 1-0    | 29          |
| Jan. 29, 2009  | vs. Phoenix    | Evgeni Nabokov | 2-0    | 24          |
| Jan. 27, 2009  | at Colorado    | Evgeni Nabokov | 3-0    | 31          |
| Dec. 23, 2008  | vs. Vancouver  | Evgeni Nabokov | 5-0    | 33          |
| Dec. 11, 2008  | vs. Anaheim    | Evgeni Nabokov | 2-0    | 31          |
| Oct. 25, 2008  | at Tampa Bay   | Brian Boucher  | 3-0    | 22          |
| Oct. 12, 2008  | at Los Angeles | Brian Boucher  | 1-0    | 21          |

### OPPONENTS (3)

| Date          | Opponent     | Goaltender   | Score | Saves       |
|---------------|--------------|--------------|-------|-------------|
| April 7, 2009 | vs. Colorado | Peter Budaj  | 1-0   | 30 (2/3 SO) |
| Dec. 18, 2008 | at Detroit   | Ty Conklin   | 0-6   | 24          |
| Oct. 17, 2008 | at Anaheim   | J.S. Giguere | 0-4   | 38          |

## PENALTY SHOTS

### SHARKS (1)

| Date          | Opponent  | Player     | Goaltender  | Result       | Time  | Period | Score |
|---------------|-----------|------------|-------------|--------------|-------|--------|-------|
| Dec. 29, 2008 | at Dallas | P. Marleau | Marty Turco | Unsuccessful | 16:17 | 3rd    | 3-1 W |

### OPPONENTS (1)

| Date         | Opponent     | Player      | Goaltender     | Result     | Time | Period | Score      |
|--------------|--------------|-------------|----------------|------------|------|--------|------------|
| Feb. 5, 2009 | vs. Carolina | Matt Cullen | Evgeni Nabokov | Successful | 4:55 | 2nd    | 3-4 L (SO) |

## EXTRA ATTACKER GOALS

### SHARKS (5)

| Date          | Opponent      | Goal Scorer     | Time  | Period | Final Score |
|---------------|---------------|-----------------|-------|--------|-------------|
| Jan. 20, 2009 | vs. Vancouver | Devin Setoguchi | 19:20 | 3rd    | 2-1 W       |
| Jan. 17, 2009 | vs. Detroit   | Joe Pavelski    | 7:22  | 1st    | 6-5 W       |
| Dec. 31, 2008 | at Minnesota  | Milan Michalek  | 19:34 | 3rd    | 2-3 L (OT)  |
| Dec. 4, 2008  | vs. Columbus  | Joe Thornton    | 7:41  | 3rd    | 3-2 W       |
| Dec. 2, 2008  | vs. Toronto   | Joe Thornton    | 6:35  | 1st    | 5-2 W       |

### OPPONENTS (6)

| Date          | Opponent         | Goal Scorer      | Time  | Period | Final Score |
|---------------|------------------|------------------|-------|--------|-------------|
| March 7, 2009 | at Vancouver     | Alexander Edler  | 3:15  | 1st    | 1-3 L       |
| Feb. 13, 2009 | at Buffalo       | Jason Pominville | 19:56 | 3rd    | 5-6 L (SO)  |
| Jan. 31, 2009 | vs. Chicago      | Jonathan Toews   | :48   | 1st    | 2-4 L       |
| Jan. 3, 2009  | vs. NY Islanders | Thomas Pock      | 18:57 | 3rd    | 5-3 W       |
| Dec. 6, 2008  | vs. Edmonton     | Dustin Penner    | 17:49 | 2nd    | 2-3 L       |
| Oct. 22, 2008 | at Philadelphia  | Daniel Briere    | 18:55 | 3rd    | 7-6 W (SO)  |

## OVERTIME VICTORIES (4)

| Date           | Opponent         | GWG               | Goaltender        | Time | Score |
|----------------|------------------|-------------------|-------------------|------|-------|
| March 10, 2009 | at Minnesota     | Christian Ehrhoff | Niklas Backstrom  | 3:34 | 5-4   |
| Jan. 20, 2009  | vs. Vancouver    | Patrick Marleau   | Roberto Luongo    | 3:08 | 2-1   |
| Nov. 26, 2008  | vs. Chicago      | Joe Thornton      | Cristobal Huet    | :35  | 3-2   |
| Oct. 18, 2008  | vs. Philadelphia | Dan Boyle         | Antero Niittymaki | 1:25 | 5-4   |



## SHOOTOUT VICTORIES (6)

| Date           | Opponent        | SO Winner    | SJ Con/Att. | OPP Con/Att. | Score | Goaltender (SJ/OPP) |
|----------------|-----------------|--------------|-------------|--------------|-------|---------------------|
| April 7, 2009  | vs. Colorado    | Joe Pavelski | 1/3         | 0/3          | 1-0   | Nabokov/Budaj       |
| March 19, 2009 | vs. Nashville   | J. Cheechoo  | 2/3         | 1/3          | 3-2   | Nabokov/Rinne       |
| March 14, 2009 | vs. Los Angeles | J. Cheechoo  | 2/7         | 1/7          | 2-1   | Nabokov/Ersberg     |
| Dec. 15, 2008  | at Los Angeles  | Ryane Clowe  | 2/2         | 1/3          | 3-2   | Boucher/LaBarbera   |
| Nov. 6, 2008   | vs. St. Louis   | Ryane Clowe  | 2/4         | 1/4          | 5-4   | Nabokov/Bishop      |
| Oct. 22, 2008  | at Philadelphia | Joe Pavelski | 2/2         | 0/2          | 7-6   | Nabokov/Biron       |

## LOSSES (6)/OVERTIME LOSSES

| Date          | Opponent      | GWG               | Goaltender     | Time | Score |
|---------------|---------------|-------------------|----------------|------|-------|
| March 5, 2009 | vs. Minnesota | Mikko Koivu       | Brian Boucher  | 4:46 | 3-4   |
| Feb. 7, 2009  | at Columbus   | Christian Backman | Evgeni Nabokov | 1:33 | 2-3   |
| Dec. 31, 2008 | at Minnesota  | Brent Burns       | Evgeni Nabokov | 1:38 | 2-3   |
| Dec. 17, 2008 | at Columbus   | RJ Umberger       | Evgeni Nabokov | 2:55 | 1-2   |
| Dec. 6, 2008  | vs. Edmonton  | Kyle Brodziak     | Evgeni Nabokov | 2:40 | 2-3   |
| Nov. 11, 2008 | vs. Nashville | Ville Koistinen   | Brian Boucher  | 2:28 | 3-4   |

## SHOOTOUT LOSSES (5)

| Date           | Opponent      | SO Winner       | SJ Con/Att. | OPP Con/Att. | Score | Goaltender (SJ/OPP) |
|----------------|---------------|-----------------|-------------|--------------|-------|---------------------|
| March 25, 2009 | at Chicago    | Patrick Kane    | 0/2         | 2/2          | 5-6   | Nabokov/Khabibulin  |
| Feb. 12, 2009  | at Buffalo    | Derek Roy       | 1/5         | 2/5          | 5-6   | Nabokov/Miller      |
| Feb. 11, 2009  | at Pittsburgh | Sidney Crosby   | 0/3         | 1/3          | 1-2   | Boucher/Fleury      |
| Feb. 5, 2009   | vs. Carolina  | Sergei Samsonov | 1/3         | 2/3          | 3-4   | Nabokov/Leighton    |
| Dec. 27, 2008  | at St. Louis  | Brad Winchester | 1/3         | 2/3          | 2-3   | Nabokov/Legace      |



Evgeni Nabokov was in net for seven of San Jose's nine shutouts in 2008-09.



(through Sept. 12, 2009)

|  |   |
|--|---|
| <p>9/12/09</p> <p>9/1/09</p> <p>8/28/09</p> <p>8/12/09</p> <p>8/6/09</p> <p>7/17/09</p> <p>7/16/09</p> <p>7/15/09</p> <p>7/9/09</p> <p>7/8/09</p> <p>7/6/09</p> <p>6/27/09</p> <p>5/1/09</p> <p>4/22/09</p> <p>4/13/09</p> <p>4/13/09</p> <p>4/7/09</p> <p>4/3/09</p> <p>4/2/09</p> <p>3/30/09</p> <p>3/25/09</p> <p>3/22/09</p> <p>3/19/09</p> <p>3/13/09</p> <p>3/10/09</p> <p>3/5/09</p> <p>3/4/09</p> <p>3/3/09</p> <p>2/21/09</p> <p>2/17/09</p> <p>2/15/09</p> <p>2/13/09</p> <p>2/10/09</p> <p>2/9/09</p> <p>1/31/09</p> <p>1/29/09</p> <p>1/27/09</p> <p>1/22/09</p> <p>1/19/09</p> <p>1/14/09</p> <p>1/5/08</p> <p>1/2/08</p> <p>12/29/08</p> <p>12/18/08</p> <p>12/14/08</p> <p>12/3/08</p> <p>11/29/08</p> <p>11/20/08</p> <p>11/19/08</p> <p>11/6/08</p> <p>10/27/08</p> <p>10/26/08</p> <p>10/21/08</p> <p>10/17/08</p> | <p><b>Acquired LW Danny Heatley and a fifth round selection in the 2010 NHL Entry Draft from Ottawa in exchange for RW Jonathan Cheechoo, LW Milan Michalek and a second round selection in the 2010 NHL Entry Draft</b></p> <p>Re-signed C Torrey Mitchell and RW Brad Staubitz. Signed C Benn Ferriero</p> <p><b>Acquired D Daniel Rahimi and C Patrick White from Vancouver in exchange for D Christian Ehrhoff and D Brad Lukowich</b></p> <p>Re-signed G Thomas Greiss</p> <p>Signed G Henrik Karlsson</p> <p>Announced retirement of C Jeremy Roenick</p> <p>Named Matt Shaw as an assistant coach</p> <p>Re-signed RW Ryan Vesce and signed RW Jed Ortmeyer, C Dwight Helminen, D Joe Callahan and D Danny Groulx</p> <p>Signed C Scott Nichol</p> <p>Re-signed D Rob Blake and D Kent Huskins</p> <p>Announced retirement of RW Claude Lemieux</p> <p>Re-signed RW Ryane Clowe</p> <p><b>Acquired a sixth round selection (189th overall, Marek Viedensky) in the 2009 NHL Entry Draft from Dallas in exchange for a sixth round selection in the 2010 NHL Entry Draft</b></p> <p>Signed LW John McCarthy</p> <p>Signed F Kevin Henderson</p> <p>Signed G Alex Stalock</p> <p>Recalled LW Jamie McGinn from Worcester (AHL)</p> <p>Reassigned RW Brad Staubitz and LW Jamie McGinn to Worcester (AHL)</p> <p>Reassigned C Ryan Vesce to Worcester (AHL)</p> <p>Reassigned C Tom Cavanagh to Worcester (AHL)</p> <p>Signed D Nick Petrecki and D Joe Loprieno</p> <p>Activated C Jeremy Roenick off Injured Reserve</p> <p>Recalled C Tom Cavanagh from Worcester (AHL)</p> <p>Recalled RW Ryan Vesce from Worcester (AHL)</p> <p>Reassigned D Derek Joslin and G Thomas Greiss to Worcester (AHL)</p> <p>Recalled D Derek Joslin from Worcester (AHL)</p> <p>Recalled LW Jamie McGinn from Worcester (AHL)</p> <p><b>Acquired LW Travis Moen and D Kent Huskins from Anaheim in exchange for C Nick Bonino, G Timo Pielmeier and a conditional draft selection. Reassigned LW Lukas Kaspar to Worcester (AHL)</b></p> <p>Placed RW Mike Grier and C Jeremy Roenick on Injured Reserve</p> <p>Recalled RW Brad Staubitz and LW Lukas Kaspar from Worcester (AHL)</p> <p>Signed free agent F Brandon Mashinter</p> <p>Reassigned RW Brad Staubitz, F Lukas Kaspar and F Jamie McGinn to Worcester (AHL)</p> <p>Activated C Jeremy Roenick off Injured Reserve</p> <p>Recalled RW Brad Staubitz from Worcester and reassigned D Derek Joslin to Worcester (AHL)</p> <p>Reassigned F Ryan Vesce to Worcester (AHL)</p> <p>Recalled F Lukas Kaspar and D Derek Joslin from Worcester.</p> <p>Also placed F Marcel Goc on Injured Reserve</p> <p>Recalled F Ryan Vesce from Worcester (AHL)</p> <p>Recalled LW Jamie McGinn from Worcester (AHL) and reassigned D Derek Joslin to Worcester</p> <p>Recalled F Ryan Vesce from Worcester and reassigned him to Worcester (AHL)</p> <p>Reassigned D Mike Moore to Worcester (AHL)</p> <p>Recalled D Derek Joslin and D Mike Moore from Worcester (AHL)</p> <p>Reassigned D Derek Joslin to Worcester (AHL)</p> <p>Reassigned RW Tom Cavanagh and RW Brad Staubitz to Worcester (AHL) and recalled RW Claude Lemieux from Worcester. Also placed D Brad Lukowich on Injured Reserve retroactive to Jan. 6</p> <p>Loaned C Torrey Mitchell to Worcester (AHL) on a conditioning assignment</p> <p>Recalled RW Brad Staubitz from Worcester (AHL)</p> <p>Recalled D Derek Joslin from Worcester (AHL) and reassigned LW Jamie McGinn to Worcester</p> <p>Signed RW Claude Lemieux as a free agent</p> <p>Reassigned LW Lukas Kaspar to Worcester (AHL)</p> <p>Recalled LW Jamie McGinn from Worcester (AHL). Placed C Jeremy Roenick on injured reserve</p> <p>Recalled RW Tom Cavanagh from Worcester (AHL) and reassigned RW Riley Armstrong to Worcester (AHL)</p> <p>Recalled RW Riley Armstrong from Worcester (AHL)</p> <p>Reassigned G Thomas Greiss to Worcester (AHL)</p> <p>Reassigned RW Brad Staubitz to Worcester (AHL)</p> <p>Recalled G Thomas Greiss and RW Brad Staubitz from Worcester (AHL) and reassigned LW Jamie McGinn to Worcester</p> <p>Recalled LW Jamie McGinn from Worcester (AHL)</p> <p>Reassigned RW Brad Staubitz to Worcester (AHL)</p> <p>Assigned F Lukas Kaspar to Worcester (AHL)</p> <p>Recalled F Brad Staubitz from Worcester (AHL)</p> |
|--|---|

# RECORDS



***Entering 2009-10, Joe Thornton holds the Sharks record for most consecutive games played (304).***



# ALL-TIME SHARKS REGULAR SEASON RECORDS

(& Indicates set NHL Record; \$ Indicates tied NHL Record)

## TEAM — GOALS

**MOST GOALS, GAME AT HOME** — 10, 3/30/02 vs. Columbus (10-2 W)

**MOST GOALS, GAME ON ROAD** — 10, 1/13/96 at Pittsburgh (10-8 W)

**MOST GOALS AGAINST, GAME AT HOME** — 11, 11/8/92 vs. Los Angeles (4-11 L)

**MOST GOALS AGAINST, GAME ON ROAD** — 13, 2/10/93 at Calgary (1-13 L)

**MOST GOALS, GAME BY BOTH TEAMS AT HOME** — 15 (2 times, most recent — 12/12/92 vs. Quebec [7-8 L OT])

**MOST GOALS, GAME BY BOTH TEAMS ON ROAD** — 18, 1/13/96 at Pittsburgh (10-8 W)

**FEWEST GOALS, GAME AT HOME** — 0 (42 times, most recent — 4/7/09 vs. Colorado [1-0 W SO])

**FEWEST GOALS, GAME ON ROAD** — 0 (43 times, most recent — 12/18/08 at Detroit [0-6 L])

**FEWEST GOALS ALLOWED, GAME AT HOME** — 0 (49 times, most recent — 4/7/09 vs. Colorado [1-0 W SO])

**FEWEST GOALS ALLOWED, GAME ON ROAD** — 0 (47 times, most recent — 3/15/09 at Anaheim [1-0 W])

**FEWEST GOALS BY BOTH TEAMS, GAME AT HOME** — 0 (4 times, most recent — 10/16/03 vs. Philadelphia [0-0 T])

**FEWEST GOALS BY BOTH TEAMS, GAME ON ROAD** — 0 (3 times, most recent — 3/26/01 at Los Angeles [0-0 T])

**EARLIEST GOAL FROM START OF GAME, FOR** — :08, 1/11/00 vs. St. Louis (2-5 L); Stephane Matteau

**EARLIEST GOAL FROM START OF 2nd PERIOD, FOR** — :12, 11/28/92 at Minnesota (3-10 L); Lyndon Byers

**EARLIEST GOAL FROM START OF 3rd PERIOD, FOR** — :09, 10/21/93 vs. St. Louis at Sacramento (2-5 L); Bob Errey

**EARLIEST GOAL FROM START OF OVERTIME, FOR** — :22, 12/3/91 vs. Los Angeles (3-2 W OT); Brian Mullen

**EARLIEST GOAL FROM START OF GAME, AGAINST** — :14, 11/25/95 vs. Vancouver (7-2 W); Martin Gelinás

**EARLIEST GOAL FROM START OF 2nd PERIOD, AGAINST** — :12, 10/31/95 vs. N.Y. Rangers (3-5 L); Adam Graves

**EARLIEST GOAL FROM START OF 3rd PERIOD, AGAINST** — :09, 3/23/95 vs. Anaheim (3-6 L); Bobby Dollas

**EARLIEST GOAL FROM START OF OVERTIME, AGAINST** — :19, 3/18/07 at Colorado (3-4 L OT); Milan Hejduk

**FASTEST 2 GOALS FROM START OF GAME, FOR** — :47, 10/22/98 vs. Chicago (2-2 T), O. Nolan, J. Murphy

**FASTEST 3 GOALS FROM START OF GAME, FOR** — 5:56, 3/29/94 vs. Winnipeg (9-4 W), J. Norton, S. Makarov, R. Whitney

**FASTEST 4 GOALS FROM START OF GAME, FOR** — 6:16, 3/29/94 vs. Winnipeg (9-4 W), J. Norton, S. Makarov, R. Whitney, G. Duchesne

**FASTEST 5 GOALS FROM START OF GAME, FOR** — 20:43, 12/23/08 vs. Vancouver (5-0 W), R. Blake, P. Marleau, D. Setoguchi, J. Thornton, T. Plihal

**FASTEST 6 GOALS FROM START OF GAME, FOR** — 22:38, 2/26/92 vs. Quebec (7-4 W), M. Sullivan, D. Bruce, J.F. Quintin, B. Lawton (2), P. Falloon

**FASTEST 2 GOALS FROM START OF GAME, AGAINST** — 1:05, 12/32/92 at Edmonton (2-4 L), P. Klima, Scott Mellanby

**FASTEST 3 GOALS FROM START OF GAME, AGAINST** — 6:24, 10/16/91 at Los Angeles (5-8 L), P. Ahola, B. Kudelski (2)

**FASTEST 4 GOALS FROM START OF GAME, AGAINST** — 9:51, 11/8/92 vs. Los Angeles (4-11 L), L. Robitaille, J. Kurri, C. Millen, L. Robitaille

**FASTEST 5 GOALS FROM START OF GAME, AGAINST** — 14:11, 12/5/95 at Colorado (2-12 L), V. Kamensky, M. Ricci, P. Forsberg, V. Kamensky, M. Rucinsky

**FASTEST 6 GOALS FROM START OF GAME, AGAINST** — 19:17, 12/5/95 at Colorado (2-12 L), V. Kamensky, M. Ricci, P. Forsberg, V. Kamensky, M. Rucinsky, J. Sakic

**FASTEST 2 GOALS, FOR** — :07, 11/5/92 vs. Buffalo (7-5 W); Larry DePalma, Dave Snuggerud

**FASTEST 3 GOALS, FOR** — :36, 11/3/01 vs. Vancouver (5-1 W), Jeff Jillson, Scott Thornton, Marco Sturm

**FASTEST 4 GOALS, FOR** — 2:27, 3/29/94 vs. Winnipeg (9-4 W); Jeff Norton, Sergei Makarov, Ray Whitney, Gaetan Duchesne

**FASTEST 5 GOALS, FOR** — 12:12, 1/3/09 vs. Tampa Bay (7-1 W); J. Thornton, M. Michalek, R. Clowe, J. Pavelski, T. Plihal



*Joe Pavelski holds the record for most shots in a period with seven.*

**FASTEST 2 GOALS, AGAINST** — :08, 3/15/00 vs. Buffalo (6-5 W OT), Doug Gilmour, Geoff Sanderson  
**FASTEST 3 GOALS, AGAINST** — :36, 2/10/93 at Calgary (1-13 L); Gary Suter, Chris Lindberg, Ronnie Stern  
**FASTEST 4 GOALS, AGAINST** — 1:21, 2/10/93 at Calgary (1-13 L); Theo Fleury, Gary Suter, Chris Lindberg, Ronnie Stern  
**FASTEST 5 GOALS, AGAINST** — 6:43, 10/21/02 vs. Vancouver (2-5 L); Markus Naslund (3), Brendan Morrison, Trent Klatt

**MOST CONSECUTIVE GOALS GAME, FOR** — 9, 1/4/07 vs. Detroit (9-4 W)  
**MOST CONSECUTIVE GOALS GAME, AGAINST** — 13, 2/10/93 at Calgary (1-13 L)

**MOST GOALS FOR, PERIOD AT HOME** — 6, 1/30/96 vs. Hartford (8-2 W), 2nd period  
**MOST GOALS FOR, PERIOD ON ROAD** — 5 (2 times, most recent — 10/27/96 at Chicago, [7-6 W], 1st period)

**MOST GOALS AGAINST, PERIOD AT HOME** — 6, 12/5/91 vs. Pittsburgh (0-8 L), 2nd period  
**MOST GOALS AGAINST, PERIOD ON ROAD** — 8, 12/17/91 at Pittsburgh (2-10 L), 2nd period

**MOST GOALS FOR, BOTH TEAMS, PERIOD** — 8 (3 times, most recent — 3/29/98 at Toronto, 3rd period [8-5 W], SJ 4, TOR 4)

## TEAM — POINTS

**MOST POINTS, GAME** — 28, 1/13/96 at Pittsburgh (10-8 W; 10-18=28)  
**MOST POINTS AGAINST, GAME** — 36, 2/10/93 at Calgary (1-13 L)  
**MOST POINTS GAME BY BOTH TEAMS** — 50, 1/13/96 at Pittsburgh (10-8 W); 28 S.J., 22 PIT

**FEWEST POINTS, GAME** — 0 (85 times, most recent — 4/7/09 vs. Colorado [1-0 W SO])  
**FEWEST POINTS AGAINST, GAME** — 0 (96 times, most recent — 4/7/09 vs. Colorado [1-0 W SO])

## TEAM — SHOTS

**MOST SHOTS, GAME AT HOME** — 57, 11/11/08 vs. Nashville (3-4 L OT)  
**MOST SHOTS, GAME ON ROAD** — 50 (two times, most recent — 10/24/08 at Florida [3-4 L])

**MOST SHOTS FACED, GAME AT HOME** — 59, 12/26/92 vs. Los Angeles (7-2 W)  
**MOST SHOTS FACED, GAME ON ROAD** — 57, 3/5/96 at Colorado (5-3 W)

**MOST SHOTS, GAME BY BOTH TEAMS AT HOME** — 99, 12/26/92 vs. Los Angeles (7-2 W); 59 L.A., 40 S.J.  
**MOST SHOTS, GAME BY BOTH TEAMS ON ROAD** — 88, 2/14/92 at Buffalo (6-7 L); Buf 49, S.J. 39

**FEWEST SHOTS, GAME AT HOME** — 9, 11/4/98 vs. Dallas (4-0 W); Dal 21, S.J. 9  
**FEWEST SHOTS, GAME ON ROAD** — 11, 10/26/07 at Detroit (1-5 L); Det 39, S.J. 11



# ALL-TIME SHARKS REGULAR SEASON RECORDS

**FEWEST SHOTS FACED, GAME AT HOME** — 11, 10/28/08 vs. Pittsburgh (2-1 W)  
**FEWEST SHOTS FACED, GAME ON ROAD** — 13 (2 times, most recent — 1/29/08 at Edmonton [3-0 W])  
**FEWEST SHOTS, GAME BY BOTH TEAMS AT HOME** — 29, 11/27/93 vs. Anaheim (1-0 W); 15 ANA, 14 S.J.  
**FEWEST SHOTS, GAME BY BOTH TEAMS ON ROAD** — 33, 11/20/93 at Hartford (3-2 W); 20 HFD, 13 S.J.  
**MOST SHOTS, PERIOD AT HOME** — 26, 10/4/99 vs. Chicago (7-1 W), 3rd period  
**MOST SHOTS, PERIOD ON ROAD** — 22, (2 times, most recent — 1/28/07 at Vancouver [1-3 L], 2nd period

**MOST SHOTS, OT AT HOME** — 7, 4/7/09 vs. Colorado (1-0 W SO)  
**MOST SHOTS, OT ON ROAD** — 8, 11/1/92 at Chicago (4-4 T)

**MOST SHOTS FACED, PERIOD AT HOME** — 25, 3/6/92 vs. Pittsburgh (3-7 L), 1st period  
**MOST SHOTS FACED, PERIOD ON ROAD** — 25 (2 times, most recent — 3/5/96 at Colorado [5-3 W], 3rd period)

**MOST SHOTS FACED, OT AT HOME** — 6, 11/2/95 vs. New Jersey (3-3 T)  
**MOST SHOTS FACED, OT ON ROAD** — 7 (2 times, most recent — 1/4/01 at Colorado [2-2 T])

**FEWEST SHOTS, PERIOD AT HOME** — 0, 2/26/98 vs. St. Louis (3-1 W), 3rd period  
**FEWEST SHOTS, PERIOD ON ROAD** — 0, 1/24/96 at Detroit (2-4 L), 2nd period  
**FEWEST SHOTS FACED, PERIOD AT HOME** — 0, (3 times, most recent — 3/21/08 vs. Anaheim (2-1 W), 3rd period)  
**FEWEST SHOTS FACED, PERIOD ON ROAD** — 0, 11/23/02 at Pittsburgh (1-4 L), 3rd period

**LARGEST MARGIN OUTSHOOTING, HOME** — 30, 3/21/08 vs. Anaheim [2-1 W], 13 ANA, 43 S.J.  
**LARGEST MARGIN OUTSHOOTING, ROAD** — 27, 2/28/09 at Montreal [2-3 L], 21 MTL, 48 S.J.  
**LARGEST MARGIN OUTSHOT, HOME** — 29, 1/11/94 vs. Los Angeles (2-2 T); 39 L.A., 10 S.J.  
**LARGEST MARGIN OUTSHOT, ROAD** — 31, 3/5/96 at Colorado (5-3 W); 57 COL, 26 S.J.

## TEAM — SPECIAL TEAMS

**MOST PPG FOR, GAME AT HOME** — 6, 1/4/07 vs. Detroit (9-5 W), 6 of 9  
**MOST PPG FOR, GAME ON ROAD** — 4 (twice, most recent — 11/16/08 at Chicago [6-5 W], 4 of 6)

**MOST PPG AGAINST, GAME AT HOME** — 5 (2 times, most recent — 12/5/92 vs. Pittsburgh [4-9 L], 5 of 7)  
**MOST PPG AGAINST, GAME ON ROAD** — 5 (3 times, most recent — 2/18/04 at Nashville [3-7 L], 5 of 7)

**MOST PPG FOR, PERIOD, AT HOME** — 4, 1/4/07 vs. Detroit (9-5 W), 3rd period  
**MOST PPG FOR, PERIOD, ON ROAD** — 3, 12/19/95 at Anaheim (7-4 W), 2nd period

**MOST PPG AGAINST, PERIOD, AT HOME** — 3 (2 times, most recent — 4/07/01 vs. Dallas [4-5 L]), 2nd period  
**MOST PPG AGAINST, PERIOD, ON ROAD** — 4 (2 times, most recent — 1/14/06 at Montreal [2-6 L]), 2nd period

**MOST PPG, GAME BY BOTH TEAMS AT HOME** — 7 (3 times, most recent — 1/6/07 vs. Columbus [5-2 W]); 2 CBJ, 5 S.J.  
**MOST PPG, GAME BY BOTH TEAMS ON ROAD** — 7, 1/11/92 at Minnesota (4-7 L); 4 MIN, 3 S.J.

**MOST PP ATTEMPTS FOR, GAME AT HOME** — 13, (10/21/06 vs. Detroit (5-1 W), 5 of 13)  
**MOST PP ATTEMPTS FOR, GAME ON ROAD** — 10 (2 times, most recent, 10/12/06 at Edmonton [4-6 L]), 3 of 10

**MOST PP ATTEMPTS AGAINST, GAME AT HOME** — 11, 12/5/91 vs. Pittsburgh (0-8 L), 5 of 11  
**MOST PP ATTEMPTS AGAINST, GAME ON ROAD** — 13, 3/6/01 at Tampa Bay (1-2 L OT), 0 of 13

**MOST PP ATTEMPTS, GAME, BOTH TEAMS AT HOME** — 19 (5 times, most recent — 10/21/06 vs. Detroit [5-1 W]; DET: 1 of 6, SJ: 5 of 13)  
**MOST PP ATTEMPTS, GAME, BOTH TEAMS ON ROAD** — 21, 3/6/01 at Tampa Bay (1-2 L OT), SJ: 0 of 9, TB: 0 of 13

**MOST CONSECUTIVE GAMES SCORING PPG** — 11, 3/17/09 at Phoenix thru 4/5/09 at Anaheim (13 of 37)  
**MOST CONSECUTIVE GAMES ALLOWING PPG** — 13, 11/22/95 at Detroit thru 12/19/95 at Anaheim (17 of 68)  
**MOST CONSECUTIVE GAMES NOT SCORING A PPG** — 7, 10/4/97 vs. Chicago thru 10/18/97 at Phoenix (0 for 34)  
**MOST CONSECUTIVE GAMES NOT ALLOWING A PPG** — 11, 2/12/03 at Columbus thru 3/6/03 vs. Montreal (0 for 44)



# ALL-TIME SHARKS REGULAR SEASON RECORDS



**MOST CONSECUTIVE CHANCES NOT SCORING PPG** — 41, 10/4/97 vs. Chicago thru 10/18/97 at Phoenix

**MOST CONSECUTIVE CHANCES NOT ALLOWING PPG** — 45, 2/12/03 at Columbus thru 3/8/03 at Phoenix

**MOST SHG, GAME** — 3, 10/18/96 at Anaheim (4-1 W)

**MOST SHG ALLOWED, GAME** — 2 (12 times, most recent — 1/16/06 vs. Montreal [2-6 L])

**MOST SHG, PERIOD** — 2, (3 times, most recent — 3/15/00 vs. Buffalo (6-5 W OT), Owen Nolan, Marco Sturm), 1st period

**MOST SHG ALLOWED, PERIOD** — 2 (3 times, most recent — 1/14/06 @ Montreal [2-6 L]) 2nd period

**MOST CONSECUTIVE GAMES SCORING A SH GOAL** — 4, 12/1/96 at St. Louis thru 12/11/96 vs. Washington (Bernie Nicholls, Marty McSorley, Ron Sutter, Tony Granato)

**MOST CONSECUTIVE GAMES ALLOWING A SH GOAL** — 3, 11/10/95 vs. Pittsburgh thru 11/14/95 vs. N.Y. Islanders (Ron Francis, Segei Fedorov, Dan Plante)

**MOST PENALTIES FOR, GAME AT HOME** — 18 (4 times, most recent — 10/4/99 vs. Chicago [7-1 W], 99 PIM)

**MOST PENALTIES FOR, GAME ON ROAD** — 21, 1/26/93 at Los Angeles (1-7 L), 92 PIM

**MOST PENALTIES AGAINST, GAME AT HOME** — 22, 2/18/93 vs. Winnipeg (5-3 W), 82 PIM

**MOST PENALTIES AGAINST, GAME ON ROAD** — 18, 10/13/91 at Chicago (3-7 L)

**MOST PIM FOR, GAME AT HOME** — 102, 2/5/97 vs. Los Angeles (3-2 W), 17 penalties

**MOST PIM FOR, GAME ON ROAD** — 95, 4/6/08 at Dallas (2-4 L), 20 penalties

**MOST PIM AGAINST, GAME AT HOME** — 88, 2/5/97 vs. Los Angeles (3-2 W), 14 penalties

**MOST PIM AGAINST, GAME ON ROAD** — 75, 2/13/97 at Chicago (3-7 L), 17 penalties

**FEWEST PENALTIES FOR, GAME AT HOME** — 0, 3/5/09 vs. Minnesota [3-4 L OT], 0 PIM

**FEWEST PENALTIES FOR, GAME ON ROAD** — 0 (2 times, most recent — 3/6/07 at Minnesota [3-0 W]), 0 PIM

**FEWEST PENALTIES AGAINST, GAME AT HOME** — 1 (4 times, most recent — 3/30/08 vs. Phoenix [3-1 W]), 2 PIM

**FEWEST PENALTIES AGAINST, GAME ON ROAD** — 1 (12 times, most recent — 2/11/09 at Pittsburgh [1-2 L SO]), 2 PIM

**FEWEST PIM FOR, GAME AT HOME** — 0, 3/5/09 vs. Minnesota [3-4 L OT], 0 PIM

**FEWEST PIM FOR, GAME ON ROAD** — 0 (2 times, most recent — 3/6/07 at Minnesota [3-0 W])

**FEWEST PIM AGAINST, GAME AT HOME** — 2 (4 times, most recent — 3/30/08 vs. Phoenix [3-1 W]), 1 penalty

**FEWEST PIM AGAINST, GAME ON ROAD** — 2 (11 times, most recent — 2/11/09 at Pittsburgh [1-2 L SO]), 1 penalty

**MOST PENALTY MINUTES, GAME BY BOTH TEAMS, HOME** — 190, 2/5/97 vs. Los Angeles (3-2 W); L.A. 88, S.J. 102

**MOST PENALTY MINUTES, GAME BY BOTH TEAMS, ROAD** — 160, 4/6/08 at Dallas (2-4 L); Dal 65, S.J. 95

**FEWEST PENALTY MINUTES, GAME BY BOTH TEAMS, HOME** — 4, 3/5/09 vs. Minnesota (3-4 L OT), 2 MIN, 0 S.J.

**FEWEST PENALTY MINUTES, GAME BY BOTH TEAMS, ROAD** — 6 (4 times, most recent — 3/9/08 at Minnesota (3-2 WSO); Min 2, S.J. 4

**FEWEST PENALTIES, GAME BY BOTH TEAMS, HOME** — 2, 3/5/09 vs. Minnesota (3-4 L OT), 2 MIN, 0 S.J.

**FEWEST PENALTIES, GAME BY BOTH TEAMS, ROAD** — 3 (4 times, most recent — 3/9/08 at Minnesota [3-2 WSO]); S.J. 2, Min 1

## TEAM — STREAKS

**LONGEST WINNING STREAK, OVERALL** — 11 games (2/21/08 at Philadelphia thru 3/14/08 vs. St. Louis)

**LONGEST WINNING STREAK, HOME** — 8 games, 1/28/04 vs. Calgary thru 3/3/04 vs. Montreal

**LONGEST WINNING STREAK, ROAD** — 10 games, 11/14/07 at Dallas thru 12/31/07 at Minnesota

**MOST CONSECUTIVE GAMES RECORDING A POINT, OVERALL** — 20, 2/21/08 at Philadelphia thru 4/1/08 vs. Los Angeles (18-0-2)

**MOST CONSECUTIVE GAMES RECORDING A POINT, HOME** — 31, 3/3/08 vs. Montreal thru 1/13/09 vs. Tampa Bay (28-0-3)

**MOST CONSECUTIVE GAMES RECORDING A POINT, ROAD** — 14, 10/29/07 at Dallas thru 1/13/08 at Anaheim (12-0-2)



# ALL-TIME SHARKS REGULAR SEASON RECORDS

- LONGEST LOSING STREAK, OVERALL** — 17 games, 1/4/93 at Montreal (at Sacramento) thru 2/12/93 at Edmonton S
- LONGEST LOSING STREAK, HOME** — 9 games, 11/19/92 vs. Toronto thru 12/19/92 vs. Vancouver
- LONGEST LOSING STREAK, ROAD** — 19 games, 11/27/92 at Winnipeg thru 2/12/93 at Edmonton
- LONGEST WINLESS STREAK, OVERALL** — 20 games, 12/29/92 at Vancouver thru 2/12/93 at Edmonton (0-19-1)
- LONGEST WINLESS STREAK, HOME** — 11 games, 3/29/03 vs. Dallas thru 11/18/03 vs. N.Y. Rangers (0-4-6-1)  
\*(carries over 2002-03 and 2003-04 seasons)\*
- LONGEST WINLESS STREAK, ROAD** — 19 games, 11/27/92 at Winnipeg thru 2/12/93 at Edmonton (0-19-0)
- LONGEST SCORELESS STREAK, FOR** — 190:22, 2/13/07 at St. Louis (3rd period) thru 2/18/07 at Dallas (3rd period)
- LONGEST SCORELESS STREAK, OPPONENT** — 171:18, 1/20/09 vs. Vancouver (1st period) thru 1/31/09 vs. Chicago (1st period)
- WIDEST MARGIN OF VICTORY, HOME** — 6 goals (9 times, most recent — 1/13/09 vs. Tampa Bay [7-1 W])
- WIDEST MARGIN OF VICTORY, ROAD** — 8 goals (2 times, most recent — 12/4/00 at Calgary [8-0 W])
- WIDEST MARGIN OF DEFEAT, HOME** — 8 goals (2 times, most recent — 11/10/95 vs. Pittsburgh [1-9 L])
- WIDEST MARGIN OF DEFEAT, ROAD** — 12 goals, 2/10/93 at Calgary (1-13 L)

- MOST CONSECUTIVE OVERTIME GAMES** — 3 (3 times, most recent — 10/29/05 vs. Calgary [3-2 W], 11/2/05 vs. Nashville [3-2 W], 11/4/05 @ Anaheim [1-0 W])
- MOST CONSECUTIVE GAME WITHOUT GOING TO OVERTIME** — 49, 10/7/06 vs. New York Islanders thru 1/26/07 at Edmonton &
- MOST CONSECUTIVE GAMES WITHOUT RECORDING A TIE** — 49, 1/4/93 at Montreal (at Sacramento) thru 10/14/93 vs. Calgary
- MOST CONSECUTIVE GAMES WITHOUT BEING SHUTOUT** — 62, 4/19/95 at Dallas thru 2/10/96 at Los Angeles

- MOST HAT TRICKS IN A GAME** — 2, Owen Nolan and Jeff Friesen, 10/4/99 vs. Chicago (7-1 W)
- MOST CONSECUTIVE GAMES SCORING A HAT TRICK** — None
- MOST CONSECUTIVE GAMES ALLOWING A HAT TRICK** — 4, 2/9/92 thru 2/15/92; John Druce (WSH), Stephan Lebeau (MTL), Dale Hawerchuk (BUF), Jimmy Carson (DET)

## INDIVIDUAL

- MOST POINTS, GAME** — 6, Owen Nolan, (3-3=6) 10/4/99 vs. Chicago (7-1 W)
- MOST GOALS, GAME** — 4, Owen Nolan, 12/19/95 at Anaheim (7-4 W)
- MOST ASSISTS, GAME** — 4 (16 times, most recent — Joe Thornton, 2/13/09 at Buffalo [5-6 L SO])
- MOST PPG, GAME** — 3 (2 times, most recent — Ryane Clowe, 1/6/07 vs. Columbus [5-2 W])
- MOST SHG, GAME** — 2 (2 times, most recent — Marco Sturm, 10/14/00 vs. Boston [5-2 W])
- MOST SHOTS, GAME** — 10 (3 times, most recent — Devin Setoguchi, 11/11/08 vs. Nashville [3-4 L SO])
- MOST PENALTIES, GAME** — 8, Link Gaetz, 3/6/92 vs. Pittsburgh (3-7 L), 27 PIM
- MOST PIM, GAME** — 41, Jody Shelley, 4/6/08 at Dallas (2-4 L), 7 penalties
- BEST PLUS/MINUS, GAME** — +6, Michal Sykora, 10/6/96 at Los Angeles (7-6 W)
- WORST PLUS/MINUS, GAME** — -7, Doug Wilson, 2/3/93 vs. Minnesota (3-7 L)
- MOST POINTS, PERIOD** — 4 (4 times, most recent — Joe Thornton (1-3=4), 12/2/08 vs. Toronto [5-2 W] 1st period)
- MOST GOALS, PERIOD** — 3 (4 times, most recent — Joe Thornton (3-1=4), 3/25/08 at Phoenix [4-5 LOT] 3rd period)
- MOST ASSISTS, PERIOD** — 4, Joe Thornton (0-4=4), 4/1/07 vs. Los Angeles (6-2 W, 2nd period)
- MOST PPG, PERIOD** — 3, Owen Nolan, 12/19/95 at Anaheim (7-4 W, 2nd period)
- MOST SHG, PERIOD** — 2, Jamie Baker, 1/6/96 at Los Angeles (5-7 L, 3rd period)
- MOST SHOTS, PERIOD** — 7, Joe Pavelski, 11/4/08 vs. Minnesota (3-1 W), 3rd period
- MOST PENALTIES, PERIOD** — 6, Jeff Odgers, 1/26/93 at Los Angeles [1-7 L], 1st period, 37 PIM
- MOST PIM, PERIOD** — 39 (2 times, most recent — Marty McSorley, 3/24/97 vs. Edmonton [1-5 L], 3rd period) 5 penalties
- MOST POINTS BY OPPONENT, GAME** — 7, Mario Lemieux (1-6=7), 12/5/92 vs. Pittsburgh (4-9 L)
- MOST GOALS BY OPPONENT, GAME** — 5, Mike Ricci, 2/17/94 vs. Quebec (2-8 L)
- MOST ASSISTS BY OPPONENT, GAME** — 6, Mario Lemieux, 12/5/92 vs. Pittsburgh (4-9 L)
- MOST PPG BY OPPONENT, GAME** — 3 (2 times, most recent, Steve Sullivan, 2/18/04 at Nashville [3-7 L])
- MOST SHG BY OPPONENT, GAME** — 2, Brendan Shanahan, 10/4/01 vs. Detroit (3-4 L OT)

## ALL-TIME SHARKS REGULAR SEASON RECORDS



- MOST SHOTS BY OPPONENT, GAME** — 14, John Tucker, 12/16/92 vs. Tampa Bay (4-5 L OT)
- MOST PENALTIES BY OPPONENT, GAME** — 6, (2 times, most recent — Doug Weight, 12/28/00 vs. Edmonton [2-2 T])
- MOST PIM BY OPPONENT, GAME** — 39, Doug Weight, 12/28/00 vs. Edmonton (2-2 T)
- BEST PLUS/MINUS BY OPPONENT, GAME** — +9, Theo Fleury, 2/10/93 at Calgary, (1-13 L)
- WORST PLUS/MINUS BY OPPONENT, GAME** — -5, Tom Poti and Roman Hamrlik, 12/23/98 at Edmonton (5-3 W)
- MOST POINTS BY OPPONENT, PERIOD** — 4 (3 times, most recent — Stephane Richer [3-1=4], 3/29/93 at N.J. [0-5 L], 2nd period)
- MOST GOALS BY OPPONENT, PERIOD** — 3 (10 times, most recent — Ryan Smyth, 10/12/06 at Edmonton [4-6 L], 3rd period)
- MOST ASSISTS BY OPPONENT, PERIOD** — 3 (18 times, most recent — Darren McCarty, 11/21/96 vs. Detroit [1-6 L], 1st period)
- MOST PPG BY OPPONENT, PERIOD** — 2 (11 times, most recent — Ryan Smyth, 10/12/06 at Edmonton [4-6 L], 3rd period)
- MOST SHG BY OPPONENT, PERIOD** — 2, Kirk Maltby, 10/10/02 vs. Detroit (3-6 L)
- MOST SHOTS BY OPPONENT, PERIOD** — 8, Jeremy Roenick, 2/11/94 vs. Chicago (4-3 W), 2nd period
- MOST PENALTIES BY OPPONENT, PERIOD** — 6, Doug Weight, 12/28/00 vs. Edmonton (2-2 T), 1st period
- MOST PIM BY OPPONENT, PERIOD** — 39, Doug Weight, 12/28/00 vs. Edmonton (2-2 T), 1st period
- MOST CONSECUTIVE GAMES, GOAL** — 6, (4 times, most recent — Owen Nolan 1/20/03 thru 1/30/03)
- MOST CONSECUTIVE GAMES, ASSIST** — 8 (4 times, most recent — Joe Thornton [2-12=14], 3/7/06 thru 3/21/06)
- MOST CONSECUTIVE GAMES, POINT** — 12 (2 times, most recent — Jonathan Cheechoo (10-9=19), 12/26/05 thru 1/24/06)
- MOST CONSECUTIVE GAMES PLAYED** — 304, Joe Thornton — 12/2/05 thru present
- FASTEST 2 GOALS, FOR** — :17 Brad Stuart, 4/04/04 vs. Los Angeles (4-3 W OT)
- FASTEST 3 GOALS, FOR** — 13:00, Owen Nolan, 12/19/95 at Anaheim (7-4 W)
- FASTEST 4 GOALS, FOR** — 32:35, Owen Nolan, 12/19/95 at Anaheim (7-4 W)
- FASTEST 2 GOALS, AGAINST** — :14, Ryan Smyth, 10/12/06 at Edmonton (4-6 L)
- FASTEST 3 GOALS, AGAINST** — 2:01, Ryan Smyth, 10/12/06 at Edmonton (4-6 L)
- FASTEST 4 GOALS, AGAINST** — 10:48, Mike Ricci, 2/17/94 vs. Quebec (2-8 L)
- FASTEST 5 GOALS, AGAINST** — 40:16, Mike Ricci, 2/17/94 vs. Quebec (2-8 L)



Owen Nolan holds the Sharks record for most goals scored in a game with four.



# ALL-TIME SHARKS REGULAR SEASON RECORDS

## GOALTENDERS

### SHARKS

**MOST MINUTES, GAME** — 65:00 (77 times, most recent — Evgeni Nabokov, 4/7/09 vs. Colorado [1-0 W SO])  
**FEWEST GOALS ALLOWED, GAME** — 0 (96 times, most recent — Evgeni Nabokov, 4/7/09 vs. Colorado [1-0 W SO])

**MOST GOALS ALLOWED, GAME** — 11, Arturs Irbe, 11/8/92 vs. Los Angeles (4-11 L)

**MOST GOALS ALLOWED, PERIOD** — 8, Jarmo Myllys, 12/17/91 at Pittsburgh (2-10 L), 2nd period

**MOST SHOTS FACED, GAME** — 59, Jeff Hackett, 12/26/92 vs. Los Angeles (7-2 W)

**MOST SHOTS FACED, PERIOD** — 25 (3 times, most recent - Wade Flaherty, 3/5/96 at Colorado [5-3 W], 3rd period)

**MOST SAVES, GAME** — 57, Jeff Hackett, 12/26/92 vs. Los Angeles (7-2 W)

**MOST SAVES PERIOD** — 24, Wade Flaherty, 3/5/96 at Colorado (5-3 W), 3rd period

**FEWEST SHOTS FACED, GAME** — 11, Evgeni Nabokov, 10/28/08 vs. Pittsburgh [2-1 W]

**FEWEST SHOTS FACED, PERIOD** — 0 (4 times, most recent — Evgeni Nabokov, 3/21/08 vs. Anaheim [2-1 W], 3rd period)

**MOST PENALTIES, GAME** — 3 (2 times, most recent — Steve Shields, 10/4/99 vs. Chicago [7-1 W])

**MOST PIM, GAME** — 17, Steve Shields, 10/4/99 vs. Chicago, 3 penalties [7-1 W]

**MOST POINTS, GAME** — 2, Vesa Toskala, 2/3/07 vs. Chicago (4-2 W)

**LONGEST SHUTOUT STREAK** — 170:58, Evgeni Nabokov, 1/20/09 vs. Vancouver (1st period) thru 1/31/09 vs. Chicago (1st period)

**MOST SHUTOUTS, SEASON** — 8, Evgeni Nabokov, 2003-04

**MOST CONSECUTIVE STARTS** — 50, Evgeni Nabokov, 3/24/07 at Carolina thru 1/12/08 vs. Toronto (30-12-7)

**MOST CONSECUTIVE WINS IN A SINGLE SEASON** — 10, Evgeni Nabokov, 2/21/08 at Philadelphia thru 3/14/08 vs. St. Louis

**LONGEST UNBEATEN STREAK** — 12, (Vesa Toskala, 4/3/06 at Dallas thru 10/23/06 at Columbus [12-0-0])

**LONGEST WINLESS STREAK** — 19, (0-18-1) Jeff Hackett, 12/30/02 vs. Philadelphia thru 4/01/93 vs. Winnipeg

### OPPONENTS

**MOST MINUTES, GAME BY OPPONENT** — 65:00 (86 times, most recent — Peter Budai, 4/7/09 vs. Colorado [1-0 W SO])

**FEWEST GOALS ALLOWED, GAME BY OPPONENT** — 0 (84 times, most recent — Ty Conklin, 12/18/08 at Detroit [0-6 L])

**MOST GOALS ALLOWED, GAME BY OPPONENT** — 10, Tom Barrasso, 1/13/96 at Pittsburgh (10-8 W)

**MOST GOALS ALLOWED, PERIOD BY OPPONENT** — 5, 4 times, most recent — Patrick Lalime, 3/07/02 vs. Ottawa (5-2 W), 2nd period

**MOST SHOTS FACED, GAME BY OPPONENT** — 57, Dan Ellis, 11/11/08 vs. Nashville (3-4 L OT)

**MOST SHOTS FACED, PERIOD BY OPPONENT** — 25, Garth Snow, 10/13/97 vs. Philadelphia (2-3 L), 2nd period

**MOST SAVES, GAME BY OPPONENT** — 54, Dan Ellis, 11/11/08 vs. Nashville (3-4 L OT)

**MOST SAVES, PERIOD BY OPPONENT** — 25, Garth Snow, 10/13/97 vs. Philadelphia (2-3 L), 2nd period

**FEWEST SHOTS FACED BY OPPONENT, GAME** — 10, Kelly Hrudey, 1/11/94 vs. Los Angeles (2-2 T)

**FEWEST SHOTS FACED BY OPPONENT, PERIOD** — 0 (2 times, most recent — Jamie McLennan, 2/26/98 vs. St. Louis (3-1 W), 3rd period)

**MOST PENALTIES, GAME BY OPPONENT** — 2, (3 times, most recent) Marty Turco, 4/9/06 vs. Dallas (4-1 W)

**MOST PIM, GAME BY OPPONENT** — 10 (2 times, most recent — Ed Belfour, 2/11/94 vs. Chicago [4-3 W])

**MOST POINTS, GAME BY OPPONENT** — 3 (0-3=3), Jeff Reese, 2/10/93 at Calgary (1-13 L) &

**KEY:** (& - NHL RECORD; \$ - TIES AN NHL RECORD)



## SKATERS

## -A-

|                   | Years   | Pos. | No. | GP | G | A | PTS | PIM |
|-------------------|---|------|-----|----|---|---|-----|-----|
| Ahola, Peter      | 1992-93   | D    | 21  | 20 | 2 | 3 | 5   | 16  |
|                   | Acquired from Pittsburgh in exchange for future considerations, Feb. 26, 1993. Traded to Tampa Bay in exchange for Dave Capuano, June 19, 1993. |      |     |    |   |   |     |     |
| Anderson, Perry   | 1991-92   | LW   | 27  | 48 | 4 | 8 | 12  | 143 |
|                   | Signed as free agent, July 8, 1991. Released, July 23, 1992.  |      |     |    |   |   |     |     |
| Andersson, Niklas | 1997-98   | LW   | 34  | 5  | 0 | 0 | 0   | 2   |
|                   | Signed as free agent, Sept. 10, 1997. Became free agent, July 1, 1998.  |      |     |    |   |   |     |     |
| Armstrong, Riley  | 2008-09   | RW   | 40  | 2  | 0 | 0 | 0   | 2   |
|                   | Signed as free agent, Sept. 15, 2004. Became free agent, July 1, 2009.  |      |     |    |   |   |     |     |

## -B-

|                 |   |    |       |     |    |    |    |     |
|-----------------|---|----|-------|-----|----|----|----|-----|
| Baker, Jamie    | 1993-96, 98   | C  | 13    | 187 | 35 | 27 | 62 | 139 |
|                 | Signed as free agent, Aug. 18, 1993. Traded to Toronto with a fifth round selection (110th overall) in the 1996 NHL Entry Draft in exchange for Todd Gill, June 14, 1996. Signed as a free agent, September 1998. Released, Oct. 18, 1998.  |    |       |     |    |    |    |     |
| Bancroft, Steve | 2001-02   | D  | 3     | 5   | 0  | 1  | 1  | 2   |
|                 | Signed as a free agent, July 10, 2001. Became free agent, July 1, 2002.   |    |       |     |    |    |    |     |
| Barber, Don     | 1991-92   | LW | 37    | 12  | 1  | 3  | 4  | 2   |
|                 | Acquired from Quebec in exchange for Murray Garbutt, March 7, 1992. Released, Jan. 15, 1993.  |    |       |     |    |    |    |     |
| Bautin, Sergei  | 1995-96   | D  | 28    | 1   | 0  | 0  | 0  | 2   |
|                 | Signed as a free agent, Oct. 11, 1995. Became free agent, July 1, 1996.   |    |       |     |    |    |    |     |
| Bawa, Robin     | 1992-93   | RW | 26    | 42  | 5  | 0  | 5  | 47  |
|                 | Acquired from Vancouver in exchange for Rick Lessard, Dec. 15, 1992. Selected by Anaheim in Expansion Draft, June 24, 1993.   |    |       |     |    |    |    |     |
| Beaufait, Mark  | 1992-93   | C  | 40    | 5   | 1  | 0  | 1  | 0   |
|                 | Selected seventh overall in the NHL Supplemental Draft, June 22, 1991. Became free agent, July 1, 1994.   |    |       |     |    |    |    |     |
| Berezan, Perry  | 1991-93   | C  | 16    | 94  | 15 | 11 | 26 | 58  |
|                 | Signed as free agent, Oct. 10, 1991. Became free agent, June 10, 1993.  |    |       |     |    |    |    |     |
| Bernier, Steve  | 2005-08   | RW | 26/46 | 160 | 42 | 39 | 81 | 126 |
|                 | Selected in the first round (16th overall) of the 2003 NHL Entry Draft. Traded to Buffalo, along with a first round selection (26th overall) in the 2008 NHL Entry Draft in exchange for Brian Campbell and a seventh round selection (194th overall, Drew Daniels) in the 2008 NHL Entry Draft, Feb. 26, 2008.   |    |       |     |    |    |    |     |
| Bell, Mark      | 2006-07   | LW | 7     | 71  | 11 | 10 | 21 | 83  |
|                 | Acquired from Chicago in exchange for Tom Preissing and Josh Hennessy, July 10, 2006. Traded to Toronto, along with Vesa Toskala, in exchange for a first round selection (13th overall — traded to St. Louis, June 22, 2007) in the 2007 NHL Entry Draft, a second round selection (44th overall — traded to St. Louis, June 22, 2007) and a fourth round selection (traded to Nashville, June 21, 2008) in the 2009 NHL Entry Draft, June 22, 2007. |    |       |     |    |    |    |     |
| Blake, Rob*     | 2008-09   | D  | 4     | 73  | 10 | 35 | 45 | 110 |
|                 | Signed as free agent, July 3, 2008.   |    |       |     |    |    |    |     |
| Bodger, Doug    | 1995-97   | D  | 3/5   | 164 | 9  | 40 | 49 | 146 |
|                 | Acquired from Buffalo in exchange for Vaclav Varada, rights to Martin Spahnel, Philadelphia's fourth round selection (106th overall) in the 1996 Entry Draft and Philadelphia's first round selection in the 1996 NHL Entry Draft (24th overall) (all previously acquired from Philadelphia in exchange for Pat Falloon), Nov. 16, 1995. Traded to New Jersey with Dody Wood in exchange for John MacLean and Ken Sutton, Dec. 7, 1997.               |    |       |     |    |    |    |     |



# SHARKS ALL-TIME ROSTER

|                             | Years   | Pos.         | No.          | GP         | G         | A         | PTS       | PIM        |
|-----------------------------|---|--------------|--------------|------------|-----------|-----------|-----------|------------|
| <b>Boyes, Brad</b>          | <b>2003-04</b>  | <b>C</b>     | <b>24</b>    | <b>1</b>   | <b>0</b>  | <b>0</b>  | <b>0</b>  | <b>2</b>   |
|                             | Acquired from Toronto along with Alyn McCauley and a first round selection (21st overall) in the 2003 NHL Entry Draft in exchange for Owen Nolan, March 5, 2003. 21st overall selection in 2003, along with a fourth round selection (compensatory pick for Theoren Fleury) later traded to Boston in exchange for a first round selection (16th overall, Steve Bernier) in the 2003 NHL Entry Draft, June 21, 2003. Boyes traded to Boston in exchange for D Jeff Jillson, March 9, 2003. Jillson was immediately shipped to Buffalo, along with a ninth round selection in the 2005 NHL Entry Draft, in exchange for Curtis Brown and Andy Delmore. Delmore was traded to Boston to complete the transaction. |              |              |            |           |           |           |            |
| <b>Boyle, Dan*</b>          | <b>2008-09</b>  | <b>D</b>     | <b>22</b>    | <b>77</b>  | <b>16</b> | <b>41</b> | <b>57</b> | <b>52</b>  |
|                             | Acquired from Tampa Bay along with Brad Lukowich in exchange for Matt Carle, Ty Wishart, a first round selection in the 2009 NHL Entry Draft (25th overall) and a fourth round selection in the 2010 NHL Entry Draft on July 4, 2008.   |              |              |            |           |           |           |            |
| <b>Bozek, Steve</b>         | <b>1991-92</b>  | <b>LW/C</b>  | <b>14</b>    | <b>58</b>  | <b>8</b>  | <b>8</b>  | <b>6</b>  | <b>27</b>  |
|                             | Signed as free agent, Aug. 9, 1991. Released, July 23, 1992.  |              |              |            |           |           |           |            |
| <b>Bradley, Matt</b>        | <b>2000-03</b>  | <b>RW</b>    | <b>28/44</b> | <b>121</b> | <b>12</b> | <b>17</b> | <b>29</b> | <b>99</b>  |
|                             | Selected in the fourth round (102nd overall) of the 1996 NHL Entry Draft. Traded to Pittsburgh in exchange for Wayne Primeau on March 11, 2003.   |              |              |            |           |           |           |            |
| <b>Brennan, Richard</b>     | <b>1997-98</b>  | <b>D</b>     | <b>7</b>     | <b>11</b>  | <b>1</b>  | <b>2</b>  | <b>3</b>  | <b>2</b>   |
|                             | Signed as free agent, July 9, 1997. Traded to New York Rangers in exchange for Jason Muzzatti, March 24, 1998.  |              |              |            |           |           |           |            |
| <b>Brown, Curtis</b>        | <b>2003-04, 06-08</b>   | <b>C</b>     | <b>37</b>    | <b>123</b> | <b>15</b> | <b>18</b> | <b>33</b> | <b>72</b>  |
|                             | Acquired from Buffalo along with Andy Delmore in exchange for D Jeff Jillson and a ninth round selection in the 2005 NHL Entry Draft, March 9, 2003. Jillson acquired previously from Boston in exchange for C Brad Boyes. Delmore was sent to Boston from San Jose to complete the transaction. Became a free agent, July 1, 2004. Signed as free agent, July 3, 2006. Became a free agent, July 1, 2008.  |              |              |            |           |           |           |            |
| <b>Brown, Dave</b>          | <b>1995-96</b>  | <b>RW</b>    | <b>21</b>    | <b>37</b>  | <b>3</b>  | <b>1</b>  | <b>4</b>  | <b>46</b>  |
|                             | Signed as free agent, Aug. 10, 1995. Retired, June 18, 1996.  |              |              |            |           |           |           |            |
| <b>Bruce, David</b>         | <b>1991-94</b>  | <b>LW/RW</b> | <b>15</b>    | <b>79</b>  | <b>24</b> | <b>19</b> | <b>43</b> | <b>79</b>  |
|                             | Acquired from St. Louis in Expansion Draft, May 30, 1991. Released, Aug. 30, 1994.  |              |              |            |           |           |           |            |
| <b>Burr, Shawn</b>          | <b>1997-99</b>  | <b>LW</b>    | <b>7/28</b>  | <b>60</b>  | <b>6</b>  | <b>7</b>  | <b>13</b> | <b>79</b>  |
|                             | Acquired from Tampa Bay in exchange for a fifth round selection (108th overall) in the 1997 NHL Entry Draft, June 21, 1997. Traded along with Bill Houlder, Andrei Zyuzin and Stephen Guolla to Tampa Bay in exchange for Niklas Sundstrom and a third round selection (74th overall) in the 2000 NHL Entry Draft, Aug. 4, 1999. 74th overall selection later traded to Chicago, along with an additional second round selection in 2000 (49th overall) in exchange for a second round selection in 2000 (41st overall, Tero Maatta), June 24, 2000.  |              |              |            |           |           |           |            |
| <b>Butsayev, Viacheslav</b> | <b>1993-95</b>  | <b>C</b>     | <b>9</b>     | <b>18</b>  | <b>2</b>  | <b>2</b>  | <b>4</b>  | <b>10</b>  |
|                             | Acquired from Philadelphia in exchange for Rob Zettler, Feb. 1, 1994. Became free agent, July 1, 1995.  |              |              |            |           |           |           |            |
| <b>Byakin, Ilya</b>         | <b>1994-95</b>  | <b>D</b>     | <b>3</b>     | <b>13</b>  | <b>0</b>  | <b>5</b>  | <b>5</b>  | <b>14</b>  |
|                             | Signed as free agent, Sept. 4, 1994. Became free agent, July 1, 1995.   |              |              |            |           |           |           |            |
| <b>Byers, Lyndon</b>        | <b>1992-93</b>  | <b>RW</b>    | <b>22</b>    | <b>18</b>  | <b>4</b>  | <b>1</b>  | <b>5</b>  | <b>122</b> |
|                             | Signed to a tryout contract, Nov. 5, 1992. Placed on waivers for purpose of unconditional release, Feb. 19, 1993.   |              |              |            |           |           |           |            |

-C-

|                    |   |           |              |           |          |          |           |          |
|--------------------|---|-----------|--------------|-----------|----------|----------|-----------|----------|
| <b>Caloun, Jan</b> | <b>1995-99</b>  | <b>RW</b> | <b>43/91</b> | <b>13</b> | <b>8</b> | <b>3</b> | <b>11</b> | <b>0</b> |
|                    | Selected in fourth round (75th overall) of the 1992 NHL Entry Draft. Traded to Columbus along with a ninth round selection (278th overall) in the 2000 NHL Entry Draft in exchange for future considerations (protection of Evgeni Nabokov in the 2000 NHL Expansion Draft), June 12, 2000. |           |              |           |          |          |           |          |

## SHARKS ALL-TIME ROSTER



|                           | Years  | Pos.        | No.          | GP         | G          | A          | PTS        | PIM        |
|---------------------------|--|-------------|--------------|------------|------------|------------|------------|------------|
| <b>Campbell, Brian</b>    | <b>2007-08</b>   | <b>D</b>    | <b>51</b>    | <b>20</b>  | <b>3</b>   | <b>16</b>  | <b>19</b>  | <b>8</b>   |
|                           | Acquired from Buffalo, along with a seventh round selection (194th overall, Drew Daniels) in the 2008 NHL Entry Draft, in exchange for Steve Bernier and a first round selection (26th overall) in the 2008 NHL Entry Draft, Feb. 26, 2008. Became a free agent, July 1, 2008.             |             |              |            |            |            |            |            |
| <b>Capuano, Dave</b>      | <b>1993-94</b>   | <b>C</b>    | <b>27</b>    | <b>4</b>   | <b>0</b>   | <b>1</b>   | <b>1</b>   | <b>0</b>   |
|                           | Acquired from Tampa Bay in exchange for Peter Ahola, June 19, 1993. Traded to Boston in exchange for future considerations, Nov. 5, 1993.  |             |              |            |            |            |            |            |
| <b>Carkner, Matt</b>      | <b>2005-06</b>   | <b>D</b>    | <b>43</b>    | <b>1</b>   | <b>0</b>   | <b>1</b>   | <b>1</b>   | <b>2</b>   |
|                           | Signed as free agent, June 7, 2001. Became free agent, July 1, 2006.   |             |              |            |            |            |            |            |
| <b>Carle, Matthew</b>     | <b>2005-08</b>   | <b>D</b>    | <b>25/18</b> | <b>151</b> | <b>16</b>  | <b>47</b>  | <b>63</b>  | <b>70</b>  |
|                           | Selected in the second round (47th overall) in the 2003 NHL Entry Draft. Traded with Ty Wishart, San Jose's first round selection in the 2009 NHL Entry Draft and San Jose's fourth round selection in the 2010 NHL Entry Draft in exchange for Dan Boyle and Brad Lukowich, July 4, 2008. |             |              |            |            |            |            |            |
| <b>Carter, John</b>       | <b>1991-93</b>   | <b>LW</b>   | <b>20</b>    | <b>59</b>  | <b>7</b>   | <b>9</b>   | <b>16</b>  | <b>81</b>  |
|                           | Signed as free agent, Aug. 22, 1991. Became free agent, July 1, 1993.  |             |              |            |            |            |            |            |
| <b>Cavanagh, Tom</b>      | <b>2007-09</b>   | <b>C</b>    | <b>47</b>    | <b>18</b>  | <b>1</b>   | <b>2</b>   | <b>3</b>   | <b>4</b>   |
|                           | Selected in the sixth round (182nd overall) of the 2001 NHL Entry Draft. Became free agent, July 1, 2009.  |             |              |            |            |            |            |            |
| <b>Cheechoo, Jonathan</b> | <b>2002-09</b>   | <b>RW</b>   | <b>14</b>    | <b>440</b> | <b>165</b> | <b>126</b> | <b>291</b> | <b>304</b> |
|                           | Selected in the second round (29th overall) of the 1998 NHL Entry Draft. Traded to Ottawa, along with Milan Michalek and a second round selection in the 2010 NHL Entry draft, in exchange for Dany Heatley and a fifth round selection in the 2010 NHL Entry Draft, Sept. 12, 2009.       |             |              |            |            |            |            |            |
| <b>Clowe, Ryane*</b>      | <b>2005-09</b>   | <b>LW</b>   | <b>29</b>    | <b>179</b> | <b>41</b>  | <b>57</b>  | <b>98</b>  | <b>169</b> |
|                           | Selected in the sixth round (175th overall) of the 2001 NHL Entry Draft.   |             |              |            |            |            |            |            |
| <b>Colman, Mike</b>       | <b>1991-93</b>   | <b>D</b>    | <b>34</b>    | <b>15</b>  | <b>0</b>   | <b>1</b>   | <b>1</b>   | <b>32</b>  |
|                           | Signed as free agent, Sept. 3, 1991. Deceased, April 5, 1994.  |             |              |            |            |            |            |            |
| <b>Corriveau, Yvon</b>    | <b>1992-93</b>   | <b>LW</b>   | <b>21/11</b> | <b>20</b>  | <b>3</b>   | <b>7</b>   | <b>10</b>  | <b>0</b>   |
|                           | Acquired from Washington in NHL Waiver Draft, Oct. 4, 1992. Traded to Hartford as the future considerations in Oct. 9, 1992 trade for Michel Picard, Jan. 21, 1993.  |             |              |            |            |            |            |            |
| <b>Courtenay, Ed</b>      | <b>1991-93</b>   | <b>RW</b>   | <b>39</b>    | <b>44</b>  | <b>7</b>   | <b>13</b>  | <b>20</b>  | <b>10</b>  |
|                           | Acquired from Minnesota in Dispersal Draft, May 30, 1991. Released, Aug. 30, 1994.   |             |              |            |            |            |            |            |
| <b>Coxe, Craig</b>        | <b>1991-92</b>   | <b>LW</b>   | <b>21</b>    | <b>10</b>  | <b>2</b>   | <b>0</b>   | <b>2</b>   | <b>19</b>  |
|                           | Acquired from Vancouver in Expansion Draft, May 30, 1991. Became free agent, Sept. 21, 1992.   |             |              |            |            |            |            |            |
| <b>Craig, Mike</b>        | <b>1998-99, 01-02</b>  | <b>RW</b>   | <b>26/25</b> | <b>3</b>   | <b>0</b>   | <b>0</b>   | <b>0</b>   | <b>2</b>   |
|                           | Signed as free agent, July 13, 1998. Became free agent, July 1, 2000. Signed as free agent, Sept. 5, 2001. Became free agent, July 1, 2002.  |             |              |            |            |            |            |            |
| <b>Craigwell, Dale</b>    | <b>1991-94</b>   | <b>C</b>    | <b>33</b>    | <b>98</b>  | <b>11</b>  | <b>18</b>  | <b>29</b>  | <b>28</b>  |
|                           | Selected in 10th round (199th overall) of 1991 NHL Entry Draft. Became free agent, July 1, 1995.   |             |              |            |            |            |            |            |
| <b>Craven, Murray</b>     | <b>1997-00</b>   | <b>LW/C</b> | <b>32/22</b> | <b>129</b> | <b>16</b>  | <b>29</b>  | <b>45</b>  | <b>47</b>  |
|                           | Acquired from Chicago in exchange for Petri Varis and a sixth round selection (158th overall) in the 1998 NHL Entry Draft. Contact bought out, Jan. 20, 2000.  |             |              |            |            |            |            |            |
| <b>Cronin, Shawn</b>      | <b>1993-95</b>   | <b>D</b>    | <b>44</b>    | <b>63</b>  | <b>0</b>   | <b>4</b>   | <b>4</b>   | <b>137</b> |
|                           | Acquired from Philadelphia in exchange for future considerations, Aug. 5, 1993. Released, Aug. 1, 1995.  |             |              |            |            |            |            |            |

-D-

|                    |   |           |           |            |           |           |           |           |
|--------------------|---|-----------|-----------|------------|-----------|-----------|-----------|-----------|
| <b>Dahlen, Ulf</b> | <b>1993-97</b>  | <b>RW</b> | <b>22</b> | <b>161</b> | <b>41</b> | <b>52</b> | <b>93</b> | <b>46</b> |
|                    | Acquired with a seventh round selection (167th overall, Brad Mehalko) in the 1995 NHL Entry Draft from Dallas in exchange for Mike Lalor and Doug Zmolek, March 19, 1994. Traded with Michal Sykora and Chris Terreri to Chicago in exchange for Ed Belfour, Jan. 25, 1997. |           |           |            |           |           |           |           |



## SHARKS ALL-TIME ROSTER

|                     | Years  | Pos. | No.   | GP  | G  | A   | PTS | PIM |
|---------------------|--|------|-------|-----|----|-----|-----|-----|
| Damphousse, Vincent | 1998-04  | C    | 25    | 385 | 92 | 197 | 289 | 316 |
|                     | Acquired from Montreal in exchange for a fifth round selection (145th overall, previously acquired from Phoenix on June 27, 1998) in the 1999 NHL Entry Draft, a first round selection (16th overall) in the 2000 NHL Entry Draft and a second round selection (53rd overall) in the 2001 NHL Entry Draft, March 23, 1999. Became free agent, July 1, 2004.  |      |       |     |    |     |     |     |
| Darche, Mathieu     | 2006-07  | RW   | 49    | 2   | 0  | 0   | 0   | 0   |
|                     | Signed as free agent, July 10, 2006. Became free agent, July 1, 2007.  |      |       |     |    |     |     |     |
| Davison, Rob        | 2002-08  | D    | 38/5  | 176 | 2  | 12  | 14  | 238 |
|                     | Selected in the fourth round (98th overall) of the 1998 NHL Entry Draft. Traded to the New York Islanders in exchange for a seventh round selection (186th overall, Jason Demers) in the 2008 NHL Entry Draft, Feb. 26, 2008.  |      |       |     |    |     |     |     |
| DePalma, Larry      | 1991-93  | LW   | 8     | 20  | 2  | 6   | 8   | 41  |
|                     | Signed as free agent, Aug. 30, 1991. Became free agent, July 1, 1993.  |      |       |     |    |     |     |     |
| Dimitrakos, Niko    | 2002-04  | RW   | 23    | 134 | 19 | 34  | 53  | 83  |
|                     | Selected in the fifth round (155th overall) of the 1999 NHL Entry Draft. Traded to Philadelphia on March 9, 2006 in exchange for a third round selection (85th overall) in the 2006 NHL Entry Draft. Pick was later traded to Columbus on June 24, 2006, along with a fourth round selection in 2006 (113th overall and the Sharks second round selection [53rd overall] in the 2007 NHL Entry Draft) in exchange for a second round selection in the 2006 NHL Entry Draft (36th overall, Jamie McGinn). |      |       |     |    |     |     |     |
| Dollas, Bobby       | 2000-01  | D    | 2     | 16  | 1  | 1   | 2   | 14  |
|                     | Signed as a free agent, Nov. 4, 2001. Traded along with Johan Hedberg to Pittsburgh in exchange for Jeff Norton, March 12, 2001.   |      |       |     |    |     |     |     |
| Donovan, Shean      | 1994-97  | RW   | 42    | 181 | 25 | 17  | 42  | 109 |
|                     | Selected in second round (28th overall) of 1993 NHL Entry Draft. Traded with a first round selection (12th overall) in the 1998 NHL Entry Draft to Colorado in exchange for Mike Ricci and a second round selection (50th overall) in the 1998 NHL Entry Draft, Nov. 21, 1997. 50th overall selection in 1998 later traded to Buffalo along with Kay Whitmore in exchange for Steve Shields and a fourth round selection (104th overall, Miroslav Zalesak) in the 1998 NHL Entry Draft, June 18, 1998.   |      |       |     |    |     |     |     |
| Duchesne, Gaetan    | 1993-95  | LW   | 11    | 117 | 14 | 25  | 39  | 44  |
|                     | Acquired from Dallas in exchange for sixth round selection (132nd overall, Petri Varis — later traded back to San Jose for Dean Evason on June 26, 1993) in the 1993 NHL Entry Draft, June 20, 1993. Traded to Florida in exchange for a sixth round selection (140th, Timo Hakanen) in the 1995 NHL Entry Draft, April 7, 1995. Deceased April 16, 2007.  |      |       |     |    |     |     |     |
| -E-                 |  |      |       |     |    |     |     |     |
| Ehrhoff, Christian  | 2003-09  | D    | 44/10 | 341 | 25 | 107 | 132 | 244 |
|                     | Selected in fourth round (108th overall) of the 2001 NHL Entry Draft. Traded to Vancouver, along with D Brad Lukowich, in exchange for D Daniel Rahimi and C Patrick White, Aug. 28, 2009.   |      |       |     |    |     |     |     |
| Ekman, Nils         | 2003-06  | LW   | 28    | 159 | 43 | 69  | 112 | 88  |
|                     | Acquired from N.Y. Rangers in exchange for Chad Wiseman, Aug. 12, 2003. Traded to Pittsburgh along with Patrick Echelechner for a second round selection (41st overall) in the 2007 NHL Entry Draft, July 20, 2006. 41st overall pick, along with a second round selection in 2008, later traded to Washington in exchange for a first round selection in 2007 (28th overall, Nick Petrecki), June 22, 2007.   |      |       |     |    |     |     |     |
| Elik, Todd          | 1993-95  | C    | 27    | 97  | 32 | 51  | 83  | 107 |
|                     | Acquired via waivers from Edmonton, Oct. 26, 1993. Traded to St. Louis in exchange for Kevin Miller, March 26, 1995.   |      |       |     |    |     |     |     |
| Emmons, Gary        | 1993-94  | C    | 9     | 3   | 1  | 0   | 1   | 0   |
|                     | Signed as a free agent, Oct. 18, 1993. Released, Nov. 1, 1993.   |      |       |     |    |     |     |     |
| Errey, Bob          | 1993-95, 96-97   | LW   | 12/22 | 107 | 17 | 36  | 43  | 173 |
|                     | Signed as free agent, Aug. 17, 1993. Traded to Detroit in exchange for a fifth round selection (130th overall, Michal Bros) in the 1995 NHL Entry Draft, Feb. 27, 1995. Claimed via waivers from Detroit, Feb. 8, 1997. Became free agent, July 1, 1997.   |      |       |     |    |     |     |     |



## SHARKS ALL-TIME ROSTER



|                         | Years  | Pos.        | No.          | GP         | G          | A          | PTS        | PIM        |
|-------------------------|--|-------------|--------------|------------|------------|------------|------------|------------|
| <b>Evans, Kevin</b>     | <b>1991-92</b>   | <b>LW</b>   | <b>44</b>    | <b>5</b>   | <b>0</b>   | <b>1</b>   | <b>1</b>   | <b>25</b>  |
|                         | Acquired from Minnesota in Dispersal Draft, May 30, 1991. Became free agent, July 1, 1992.   |             |              |            |            |            |            |            |
| <b>Evason, Dean</b>     | <b>1991-93</b>   | <b>C</b>    | <b>12/8</b>  | <b>158</b> | <b>23</b>  | <b>34</b>  | <b>57</b>  | <b>231</b> |
|                         | Acquired from Hartford in exchange for Dan Kecmer, Oct. 2, 1991. Traded to Dallas in exchange for a sixth round pick (132nd overall, Petri Varis) in the 1993 NHL Entry Draft, June 26, 1993.  |             |              |            |            |            |            |            |
| <b>Ewen, Todd</b>       | <b>1996-98</b>   | <b>RW</b>   | <b>36</b>    | <b>51</b>  | <b>0</b>   | <b>2</b>   | <b>2</b>   | <b>162</b> |
|                         | Signed as free agent, July 25, 1996. Became free agent, July 1, 1998.  |             |              |            |            |            |            |            |
| -F-                     |  |             |              |            |            |            |            |            |
| <b>Fahey, Jim</b>       | <b>2002-06</b>   | <b>D</b>    | <b>21</b>    | <b>79</b>  | <b>1</b>   | <b>23</b>  | <b>24</b>  | <b>65</b>  |
|                         | Selected in the eighth round (212th overall) of the 1998 NHL Entry Draft. Traded to New Jersey along with Alexander Korolyuk for a first round selection (26th overall) in the 2007 NHL Entry Draft and the rights to Vladimir Malakhov, Oct. 1, 2006. 26th overall pick later traded to St. Louis along with Ville Nieminen and Jay Barringall in exchange for RW Bill Guerin, Feb. 27, 2007. |             |              |            |            |            |            |            |
| <b>Falloon, Pat</b>     | <b>1991-96</b>   | <b>RW</b>   | <b>17</b>    | <b>258</b> | <b>76</b>  | <b>86</b>  | <b>162</b> | <b>75</b>  |
|                         | Selected in first round (2nd overall) of the 1991 NHL Entry Draft. Traded to Philadelphia in exchange for rights to prospect Martin Spahnel, Philadelphia's fourth round selection (106th overall) in 1996 Entry Draft and Philadelphia's first round selection (24th overall) in the 1996 NHL Entry Draft (all of which were traded immediately to Buffalo for Doug Bodger), Nov. 16, 1995.   |             |              |            |            |            |            |            |
| <b>Fenton, Paul</b>     | <b>1991-92</b>   | <b>LW</b>   | <b>22</b>    | <b>60</b>  | <b>11</b>  | <b>4</b>   | <b>15</b>  | <b>33</b>  |
|                         | Acquired from Hartford in exchange for Mike McHugh, Oct. 18, 1991. Released, July 23, 1992.  |             |              |            |            |            |            |            |
| <b>Fibiger, Jesse</b>   | <b>2002-03</b>   | <b>D</b>    | <b>53</b>    | <b>16</b>  | <b>0</b>   | <b>0</b>   | <b>0</b>   | <b>2</b>   |
|                         | Signed as free agent, Aug. 15, 2001. Became free agent, July 1, 2004.  |             |              |            |            |            |            |            |
| <b>Fraser, Iain</b>     | <b>1996-97</b>   | <b>C</b>    | <b>28</b>    | <b>2</b>   | <b>0</b>   | <b>0</b>   | <b>0</b>   | <b>2</b>   |
|                         | Signed as free agent, Aug. 26, 1996. Became free agent, July 1, 1997.  |             |              |            |            |            |            |            |
| <b>Friesen, Jeff</b>    | <b>1994-01</b>   | <b>LW/C</b> | <b>39/19</b> | <b>512</b> | <b>149</b> | <b>201</b> | <b>350</b> | <b>316</b> |
|                         | Selected in first round (11th overall) of 1994 NHL Entry Draft. Traded to Anaheim, along with Steve Shields and a second round selection (36th overall) in the 2003 NHL Entry Draft in exchange for Teemu Selanne, March 5, 2001.  |             |              |            |            |            |            |            |
| -G-                     |  |             |              |            |            |            |            |            |
| <b>Gaetz, Link</b>      | <b>1991-93</b>   | <b>D</b>    | <b>23</b>    | <b>48</b>  | <b>6</b>   | <b>6</b>   | <b>12</b>  | <b>326</b> |
|                         | Acquired from Minnesota in Dispersal Draft, May 30, 1991. Traded to Edmonton in exchange for a 10th round selection (240th overall, Tomas Pisa) in the 1994 Entry Draft, Sept. 10, 1993.   |             |              |            |            |            |            |            |
| <b>Garpenlov, Johan</b> | <b>1991-95</b>   | <b>LW</b>   | <b>10</b>    | <b>184</b> | <b>46</b>  | <b>86</b>  | <b>132</b> | <b>90</b>  |
|                         | Acquired from Detroit in exchange for Bob McGill and an eighth round selection (189th overall) in the 1992 NHL Entry Draft, March 10, 1992. Traded to Florida in exchange for fifth round selection in the 1998 NHL Entry Draft (117th overall, traded to Florida in exchange for Dave Lowry, Nov. 14, 1997), March 3, 1995.   |             |              |            |            |            |            |            |
| <b>Gaudreau, Rob</b>    | <b>1992-95</b>   | <b>RW</b>   | <b>37</b>    | <b>143</b> | <b>38</b>  | <b>40</b>  | <b>78</b>  | <b>46</b>  |
|                         | Acquired from Minnesota in Dispersal Draft, May 30, 1991. Selected by Ottawa in Waiver Draft, Jan. 18, 1995.   |             |              |            |            |            |            |            |
| <b>Gill, Todd</b>       | <b>1996-98</b>   | <b>D</b>    | <b>23</b>    | <b>143</b> | <b>8</b>   | <b>34</b>  | <b>42</b>  | <b>45</b>  |
|                         | Acquired from Toronto in exchange for Jamie Baker and a fifth round draft selection (110th overall) in the 1996 NHL Entry Draft, June 14, 1996. Traded to St. Louis in exchange for Joe Murphy and cash considerations, March 24, 1998.  |             |              |            |            |            |            |            |
| <b>Goc, Marcel</b>      | <b>2005-09</b>   | <b>C</b>    | <b>57/11</b> | <b>265</b> | <b>20</b>  | <b>34</b>  | <b>54</b>  | <b>76</b>  |
|                         | Selected in the first round (20th overall) in the 2001 NHL Entry Draft. Became free agent, July 1, 2009.   |             |              |            |            |            |            |            |



# SHARKS ALL-TIME ROSTER

|                      | Years   | Pos.         | No.          | GP         | G         | A         | PTS       | PIM        |
|----------------------|---|--------------|--------------|------------|-----------|-----------|-----------|------------|
| <b>Gorges, Josh</b>  | <b>2005-07</b>  | <b>D</b>     | <b>6</b>     | <b>96</b>  | <b>1</b>  | <b>9</b>  | <b>10</b> | <b>57</b>  |
|                      | Signed as free agent on Sept. 20, 2002. Traded to Montreal along with a first round selection (22nd overall) in the 2007 NHL Entry Draft for Craig Rivet and a fifth round selection (146th overall, Julien Demers) in the 2008 NHL Entry Draft, Feb. 25, 2007.   |              |              |            |           |           |           |            |
| <b>Granato, Tony</b> | <b>1996-01</b>  | <b>RW/LW</b> | <b>21</b>    | <b>279</b> | <b>57</b> | <b>42</b> | <b>99</b> | <b>387</b> |
|                      | Signed as free agent, Aug. 15, 1996. Retired, Sept. 10, 2001.   |              |              |            |           |           |           |            |
| <b>Graves, Adam</b>  | <b>2001-03</b>  | <b>LW</b>    | <b>9</b>     | <b>163</b> | <b>26</b> | <b>23</b> | <b>49</b> | <b>83</b>  |
|                      | Acquired from N.Y. Rangers, along with Rich Pilon and future considerations, in exchange for Mikael Samuelsson and Christian Gosselin and a seventh round draft selection (226th overall) in the 2002 NHL Entry Draft, June 24, 2001. Became free agent, July 1, 2003.  |              |              |            |           |           |           |            |
| <b>Grier, Mike</b>   | <b>2006-09</b>  | <b>RW</b>    | <b>25</b>    | <b>221</b> | <b>35</b> | <b>43</b> | <b>78</b> | <b>92</b>  |
|                      | Signed as a free agent, July 3, 2006. Became free agent, July 1, 2009.  |              |              |            |           |           |           |            |
| <b>Guerin, Bill</b>  | <b>2006-07</b>  | <b>RW</b>    | <b>13</b>    | <b>16</b>  | <b>8</b>  | <b>1</b>  | <b>9</b>  | <b>14</b>  |
|                      | Acquired from St. Louis in exchange for Ville Nieminen, Jay Barrassall and a first round selection (26th overall) in the 2007 NHL Entry Draft, Feb. 27, 2007. Became free agent, July 1, 2007.  |              |              |            |           |           |           |            |
| <b>Guolla, Steve</b> | <b>1996-99</b>  | <b>LW/C</b>  | <b>36/17</b> | <b>64</b>  | <b>16</b> | <b>11</b> | <b>27</b> | <b>20</b>  |
|                      | Signed as free agent, Aug. 26, 1996. Traded along with Bill Houlder, Andrei Zyuzin and Shawn Burr to Tampa Bay in exchange for Niklas Sundstrom and a third round selection (74th overall) in the 2000 NHL Entry Draft, Aug. 4, 1999. 74th overall selection in 2000 later traded to Chicago, along with an additional second round selection in 2000 (49th overall) in exchange for a second round selection in 2000 (41st overall, Tero Maatta), June 24, 2000. |              |              |            |           |           |           |            |

## -H-

|                      |  |             |                |            |           |            |            |            |
|----------------------|--|-------------|----------------|------------|-----------|------------|------------|------------|
| <b>Hammond, Ken</b>  | <b>1991-92</b>   | <b>D</b>    | <b>6</b>       | <b>46</b>  | <b>5</b>  | <b>10</b>  | <b>15</b>  | <b>82</b>  |
|                      | Signed as free agent, Aug. 9, 1991. Traded to Vancouver for eighth round selection in the 1992 NHL Entry Draft (189th overall, traded to Detroit along with Bob McGill in exchange for Johan Garpenlov, March 10, 1992), March 9, 1992.  |             |                |            |           |            |            |            |
| <b>Hannan, Scott</b> | <b>1998-07</b>   | <b>D</b>    | <b>22/43/6</b> | <b>508</b> | <b>25</b> | <b>102</b> | <b>127</b> | <b>329</b> |
|                      | Selected in the first round (23rd overall) of the 1997 NHL Entry Draft. Became free agent, July 1, 2007.   |             |                |            |           |            |            |            |
| <b>Harvey, Todd</b>  | <b>1999-04</b>   | <b>RW/C</b> | <b>13/9</b>    | <b>301</b> | <b>34</b> | <b>49</b>  | <b>83</b>  | <b>335</b> |
|                      | Acquired from N.Y. Rangers, along with a fourth round selection (107th overall, Dimitri Patzold) in the 2001 NHL Entry Draft in exchange for Radek Dvorak (previously acquired from Florida in exchange for Mike Vernon and a third round selection (82nd overall) in the 2000 NHL Entry Draft), Dec. 30, 1999. Became free agent, July 1, 2004.       |             |                |            |           |            |            |            |
| <b>Hawgood, Greg</b> | <b>1996-97</b>   | <b>D</b>    | <b>4</b>       | <b>63</b>  | <b>6</b>  | <b>12</b>  | <b>18</b>  | <b>69</b>  |
|                      | Signed as free agent, Sept. 7, 1996. Became free agent, July 1, 1997.  |             |                |            |           |            |            |            |
| <b>Heins, Shawn</b>  | <b>1997-03</b>   | <b>D</b>    | <b>23</b>      | <b>81</b>  | <b>3</b>  | <b>7</b>   | <b>10</b>  | <b>105</b> |
|                      | Signed as free agent, Jan. 5, 1998. Traded to Pittsburgh in exchange for a fifth round selection (139th overall, Patrick Ehelechner) in the 2003 NHL Entry Draft., Feb. 9, 2003.   |             |                |            |           |            |            |            |
| <b>Hicks, Alex</b>   | <b>1998-99</b>   | <b>LW</b>   | <b>6</b>       | <b>4</b>   | <b>0</b>  | <b>1</b>   | <b>1</b>   | <b>4</b>   |
|                      | Signed as free agent, Sept. 12, 1998. Traded to Florida with a fifth round selection (140th overall) in the 1999 NHL Entry Draft in exchange for Jeff Norton, Nov. 11, 1998.   |             |                |            |           |            |            |            |
| <b>Hrkac, Tony</b>   | <b>1991-92</b>   | <b>C</b>    | <b>10</b>      | <b>22</b>  | <b>2</b>  | <b>10</b>  | <b>12</b>  | <b>4</b>   |
|                      | Acquired from Quebec for Greg Paslawski, May 30, 1991. Traded to Chicago for a conditional choice in 1993 Entry Draft (sixth round, 154th overall, Fredrik Oduya), Feb. 7, 1992.   |             |                |            |           |            |            |            |
| <b>Houlder, Bill</b> | <b>1997-99</b>   | <b>D</b>    | <b>2</b>       | <b>158</b> | <b>16</b> | <b>48</b>  | <b>64</b>  | <b>88</b>  |
|                      | Signed as free agent, July 9, 1997. Traded along with Andre Zyuzin, Stephen Guolla and Shawn Burr to Tampa Bay in exchange for Niklas Sundstrom and a third round selection (74th overall) in the 2000 NHL Entry Draft on Aug. 4, 1999. 74th overall selection in 2000 was later traded to Chicago, along with an additional second round selection in |             |                |            |           |            |            |            |



|                 | Years   | Pos. | No. | GP | G | A | PTS | PIM |
|-----------------|---|------|-----|----|---|---|-----|-----|
|                 | 2000 [49th overall] in exchange for a second round selection in 2000 [41st overall, Tero Maatta], June 24, 2000.  |      |     |    |   |   |     |     |
| Hunter, Tim     | 1996-97   | RW   | 19  | 46 | 0 | 4 | 4   | 135 |
|                 | Signed as free agent, July 25, 1996. Retired, July 1, 1997.   |      |     |    |   |   |     |     |
| Hyvonen, Hannes | 2001-02   | RW   | 50  | 6  | 0 | 0 | 0   | 0   |
|                 | Selected by San Jose in the ninth round (257th overall) of the 1999 NHL Entry Draft. Traded to Florida in exchange for a seventh round selection (201st overall, Jonathan Tremblay) in the 2003 NHL Entry Draft, July 16, 2002. |      |     |    |   |   |     |     |

## -I-J-

|                |   |   |    |    |    |    |    |     |
|----------------|---|---|----|----|----|----|----|-----|
| Iafate, Al     | 1996-98   | D | 43 | 59 | 8  | 16 | 24 | 119 |
|                | Acquired from Boston for Jeff Odgers and a fifth round selection in the 1996 NHL Entry Draft (132nd overall, previously acquired from Pittsburgh in exchange for Kevin Miller, March 20, 1996), June 21, 1996. Selected by Nashville in Expansion Draft, June 26, 1998.   |   |    |    |    |    |    |     |
| Iggulden, Mike | 2007-08   | C | 46 | 1  | 0  | 0  | 0  | 0   |
|                | Signed as a free agent, Jan. 16, 2006. Became free agent, July 1, 2008.   |   |    |    |    |    |    |     |
| Jakopin, John  | 2002-03   | D | 4  | 12 | 0  | 0  | 0  | 11  |
|                | Signed as a free agent, Sept. 5, 2002. Became free agent, July 1, 2003.   |   |    |    |    |    |    |     |
| Janney, Craig  | 1994-96   | C | 15 | 98 | 18 | 64 | 82 | 36  |
|                | Acquired from St. Louis in exchange for Jeff Norton and a third round selection (55th overall) in the 1997 NHL Entry Draft, March 6, 1995. Traded to Winnipeg in exchange for Darren Turcotte and a second round selection (31st overall) in the 1996 NHL Entry Draft, March 18, 1996. 31st overall selection in 1996 later traded to Chicago, along with an additional 1996 second round selection (46th overall, previously acquired from Detroit on March 16, 1996) in exchange for a 1996 first round selection (21st overall, Marco Sturm), June 22, 1996. |   |    |    |    |    |    |     |
| Jillson, Jeff  | 2001-03   | D | 5  | 74 | 5  | 19 | 24 | 38  |
|                | Selected by San Jose in the first round (14th overall) 1999 NHL Entry Draft. Traded to Boston along with Jeff Hackett in exchange for Kyle McLaren and a fourth round selection (126th overall, Torrey Mitchell) in the 2004 NHL Entry Draft, Jan. 23, 2003. Hackett previously acquired from Montreal in exchange for Niklas Sundstrom and a third round selection (95th overall) in the 2004 NHL Entry Draft.   |   |    |    |    |    |    |     |
| Joslin, Derek* | 2008-09   | D | 65 | 12 | 0  | 0  | 0  | 6   |
|                | Selected by San Jose in the fifth round (149th overall) of the 2005 NHL Entry Draft.  |   |    |    |    |    |    |     |

## -K-

|                     |   |       |          |     |    |    |     |     |
|---------------------|---|-------|----------|-----|----|----|-----|-----|
| Kaspar, Lukas       | 2007-09   | LW    | 43       | 16  | 2  | 2  | 4   | 8   |
|                     | Selected in the the first round (22nd overall) of the 2004 NHL Entry Draft. Became free agent, July 1, 2009.  |       |          |     |    |    |     |     |
| Kisio, Kelly        | 1991-93   | C     | 11       | 126 | 37 | 78 | 115 | 144 |
|                     | Acquired from Minnesota for Shane Churla, June 3, 1991. Became free agent, July 1, 1993.  |       |          |     |    |    |     |     |
| Kolstad, Dean       | 1991-93   | D     | 29       | 10  | 0  | 2  | 12  |     |
|                     | Acquired from Minnesota in Dispersal Draft, May 30, 1991. Became free agent, July 1, 1993.  |       |          |     |    |    |     |     |
| Korolyuk, Alexander | 1997-06   | LW/RW | 15/27/94 | 296 | 62 | 80 | 142 | 140 |
|                     | Selected in sixth round (141st overall) of the 1994 NHL Entry Draft.  |       |          |     |    |    |     |     |
| Kozlov, Viktor      | 1994-97   | C/LW  | 25/47    | 174 | 29 | 40 | 69  | 50  |
|                     | Selected in first round (sixth overall) of the 1993 NHL Entry Draft. Traded to Florida in exchange for a first round selection in the 1998 NHL Entry Draft, Nov. 14, 1997. Tampa Bay later acquired the right to swap 1998 first round picks with San Jose, along with Andrei Zyuzin, in exchange for Bryan Marchment and David Shaw on March 24, 1998. Florida won the 1998 NHL Lottery and the first round draft selection acquired by San Jose from Florida became first overall, which Tampa swapped with San Jose for the second overall pick in 1998. San Jose then traded the 1998 second overall pick to Nashville, along with a 1998 third round selection (85th overall [previously acquired from New Jersey, in exchange for Vlastimil |       |          |     |    |    |     |     |



# SHARKS ALL-TIME ROSTER

|                          | Years   | Pos.      | No.          | GP         | G         | A         | PTS       | PIM        |
|--------------------------|---|-----------|--------------|------------|-----------|-----------|-----------|------------|
|                          | Kroupa, Aug. 22, 1997) in exchange for the 1998 third overall selection (Brad Stuart) and a second round selection (29th overall, Jonathan Cheechoo) in the 1998 NHL Entry Draft, June 27, 1998.  |           |              |            |           |           |           |            |
| <b>Kraft, Ryan</b>       | <b>2002-03</b>  | <b>C</b>  | <b>41</b>    | <b>7</b>   | <b>0</b>  | <b>1</b>  | <b>1</b>  | <b>0</b>   |
|                          | Selected in the eighth round (194th overall) of the 1995 NHL Entry Draft. Became free agent, July 1, 1998. Signed as free agent, Aug. 11, 2000. Became free agent, July 1, 2003.  |           |              |            |           |           |           |            |
| <b>Kravets, Mikhail</b>  | <b>1991-93</b>  | <b>RW</b> | <b>7/40</b>  | <b>2</b>   | <b>0</b>  | <b>0</b>  | <b>0</b>  | <b>0</b>   |
|                          | Selected in 12th round (243rd overall) of 1991 NHL Entry Draft. Became free agent, July 1, 1994.  |           |              |            |           |           |           |            |
| <b>Kroupa, Vlastimil</b> | <b>1993-97</b>  | <b>D</b>  | <b>44/26</b> | <b>103</b> | <b>4</b>  | <b>18</b> | <b>22</b> | <b>66</b>  |
|                          | Selected in second round (45th overall) of 1993 NHL Entry Draft. Traded to New Jersey in exchange for a third round selection (85th overall) in the 1998 NHL Entry Draft, Aug. 22, 1997. 85th overall selection in 1998 later traded to Nashville, along with a first round selection in the 1998 NHL Entry Draft (second overall), in exchange for a first round selection in the 1998 NHL Entry Draft [third overall, Brad Stuart] and a second round selection in the 1998 NHL Entry Draft [29th overall, Jonathan Cheechoo], June 27, 1998. |           |              |            |           |           |           |            |
| <b>Kruse, Paul</b>       | <b>2000-01</b>  | <b>LW</b> | <b>29</b>    | <b>1</b>   | <b>0</b>  | <b>0</b>  | <b>0</b>  | <b>5</b>   |
|                          | Signed as free agent, Sept. 10, 2000. Became free agent, July 1, 2001.  |           |              |            |           |           |           |            |
| <b>Kyte, Jim</b>         | <b>1994-96</b>  | <b>D</b>  | <b>2</b>     | <b>75</b>  | <b>3</b>  | <b>12</b> | <b>15</b> | <b>179</b> |
|                          | Signed as free agent, March 30, 1995. Became free agent, July 1, 1996.  |           |              |            |           |           |           |            |
| -L-                      |   |           |              |            |           |           |           |            |
| <b>Lalor, Mike</b>       | <b>1993-94</b>  | <b>D</b>  | <b>5/18</b>  | <b>23</b>  | <b>0</b>  | <b>2</b>  | <b>2</b>  | <b>8</b>   |
|                          | Signed as free agent, Aug. 16, 1993. Traded to Dallas with Doug Zmolek in exchange for Ulf Dahlen, March 19, 1994.  |           |              |            |           |           |           |            |
| <b>Langfeld, Josh</b>    | <b>2005-06</b>  | <b>RW</b> | <b>24</b>    | <b>39</b>  | <b>2</b>  | <b>9</b>  | <b>11</b> | <b>16</b>  |
|                          | Signed as a free agent, Sept. 12, 2005. Claimed on waivers by Boston, Jan. 31, 2006.  |           |              |            |           |           |           |            |
| <b>Lappin, Peter</b>     | <b>1991-92</b>  | <b>RW</b> | <b>26</b>    | <b>1</b>   | <b>0</b>  | <b>0</b>  | <b>0</b>  | <b>0</b>   |
|                          | Acquired from Minnesota in Dispersal Draft, May 30, 1991. Became free agent, Sept. 1, 1992.   |           |              |            |           |           |           |            |
| <b>Larionov, Igor</b>    | <b>1993-95</b>  | <b>C</b>  | <b>7</b>     | <b>97</b>  | <b>23</b> | <b>59</b> | <b>82</b> | <b>54</b>  |
|                          | Acquired from Vancouver in 1992 NHL Waiver Draft. Traded to Detroit in exchange for Ray Sheppard, Oct. 24, 1995.  |           |              |            |           |           |           |            |
| <b>Lawton, Brian</b>     | <b>1991-93</b>  | <b>C</b>  | <b>9</b>     | <b>80</b>  | <b>17</b> | <b>30</b> | <b>47</b> | <b>54</b>  |
|                          | Signed as free agent, Aug. 9, 1991. Traded to New Jersey in exchange for future considerations, Jan. 26, 1993.  |           |              |            |           |           |           |            |
| <b>Lemieux, Claude</b>   | <b>2008-09</b>  | <b>RW</b> | <b>32</b>    | <b>18</b>  | <b>0</b>  | <b>1</b>  | <b>1</b>  | <b>21</b>  |
|                          | Signed as free agent, Dec. 28, 2008. Became free agent, July 1, 2009. Retired, July 8, 2009.  |           |              |            |           |           |           |            |
| <b>Lessard, Rick</b>     | <b>1991-93</b>  | <b>D</b>  | <b>13</b>    | <b>8</b>   | <b>0</b>  | <b>2</b>  | <b>2</b>  | <b>16</b>  |
|                          | Acquired from Calgary in Expansion Draft, May 30, 1991. Traded to Vancouver for Robin Bawa, Dec. 15, 1992.  |           |              |            |           |           |           |            |
| <b>LiPuma, Chris</b>     | <b>1996-97</b>  | <b>D</b>  | <b>26</b>    | <b>8</b>   | <b>0</b>  | <b>0</b>  | <b>0</b>  | <b>22</b>  |
|                          | Signed as free agent, Aug. 26, 1996. Became free agent, July 1, 1997.   |           |              |            |           |           |           |            |
| <b>Lindsay, Bill</b>     | <b>2000-01</b>  | <b>LW</b> | <b>12</b>    | <b>16</b>  | <b>0</b>  | <b>4</b>  | <b>4</b>  | <b>29</b>  |
|                          | Acquired from Calgary in exchange for an eighth round selection in the 2001 NHL Entry Draft (233rd overall, previously acquired from Minnesota along with future considerations [protection of Evgeni Nabokov in the 2000 NHL Expansion Draft] in exchange for Andy Sutton, a seventh round selection (214th overall) in the 2000 NHL Entry Draft and a third round selection (85th overall) in the 2001 NHL Entry Draft on June 12, 2000), March 6, 2001. Became free agent, July 1, 2001.   |           |              |            |           |           |           |            |
| <b>Lowry, Dave</b>       | <b>1997-00</b>  | <b>LW</b> | <b>26/15</b> | <b>143</b> | <b>11</b> | <b>17</b> | <b>28</b> | <b>93</b>  |
|                          | Acquired from Florida in exchange for fifth round selection in the 1998 NHL Entry Draft (177th overall, previously acquired from Florida in exchange for Johan Garpenlov, March 3, 1995), Nov. 13, 1997. Became free agent, July 1, 2000.   |           |              |            |           |           |           |            |

## SHARKS ALL-TIME ROSTER



|                   | Years   | Pos.  | No.   | GP  | G   | A   | PTS | PIM |
|-------------------|---|-------|-------|-----|-----|-----|-----|-----|
| Loyns, Lynn       | 2002-04   | LW/C  | 26    | 21  | 3   | 0   | 3   | 19  |
|                   | Signed as free agent, Oct. 3, 2001. Traded to Calgary in exchange for a fifth round selection (152nd overall, traded to Florida on June 27, 2004) in the 2004 NHL Entry Draft and future considerations, Jan. 9, 2004.  |       |       |     |     |     |     |     |
| Lukowich, Brad    | 2008-09   | D     | 37    | 58  | 0   | 8   | 8   | 12  |
|                   | Acquired from Tampa Bay along with Dan Boyle in exchange for Matt Carle, Ty Wishart, a first round selection in the 2009 NHL Entry Draft (26th overall) and a fourth round selection in the 2010 NHL Entry Draft on July 4, 2008. Traded to Vancouver, along with D Christian Ehrhoff, in exchange for D Daniel Rahimi and C Patrick White, Aug. 28, 2009.  |       |       |     |     |     |     |     |
| -M-               |   |       |       |     |     |     |     |     |
| MacLean, John     | 1997-98   | RW    | 15    | 51  | 13  | 19  | 32  | 28  |
|                   | Acquired with Ken Sutton from New Jersey in exchange for Doug Bodger and Dody Wood, Dec. 7, 1997. Became free agent, July 1, 1998.  |       |       |     |     |     |     |     |
| MacLeod, Pat      | 1991-93   | D     | 38    | 50  | 5   | 12  | 17  | 14  |
|                   | Acquired from Minnesota in Dispersal Draft, May 30, 1991. Became free agent, July 1, 1993.  |       |       |     |     |     |     |     |
| Makarov, Sergei   | 1993-95   | RW    | 24    | 123 | 40  | 52  | 92  | 118 |
|                   | Acquired from Hartford as future considerations of June 26, 1993 trade, Aug. 6, 1993. Removed from NHL roster, Sept. 30, 1995.  |       |       |     |     |     |     |     |
| Maley, David      | 1992-94   | LW    | 25    | 62  | 1   | 6   | 7   | 156 |
|                   | Claimed off waivers from Edmonton, Jan. 1, 1993. Traded to N.Y. Islanders in exchange for future considerations, Jan. 24, 1994.   |       |       |     |     |     |     |     |
| Marchment, Bryan  | 1997-03   | D     | 27    | 334 | 15  | 53  | 66  | 706 |
|                   | Acquired with David Shaw in exchange for Andrei Nazarov and Tampa Bay's option to swap first round picks in the 1998 NHL Entry Draft, March 24, 1998. Traded to Colorado in exchange for third (97th overall) and fifth round (163rd overall) selections in the 2003 NHL Entry Draft, March 8, 2003. 97th overall selection in 2003 traded to Calgary, along with a fifth round selection (143rd overall) and a sixth round selection (173rd overall) in the 2003 NHL Entry Draft in exchange for a second round selection (47th overall, Matthew Carle) in the 2003 NHL Entry Draft on June 21, 2003. 163rd overall selection in 2003 NHL Entry Draft traded back to Colorado in exchange for Scott Parker, June 21, 2003. |       |       |     |     |     |     |     |
| Marleau, Patrick* | 1997-09   | C     | 14/12 | 871 | 276 | 334 | 610 | 303 |
|                   | Selected in first round (second overall) of the 1997 NHL Entry Draft.   |       |       |     |     |     |     |     |
| Marshall, Jason   | 2003-04   | D     | 6     | 12  | 0   | 2   | 2   | 8   |
|                   | Acquired from Minnesota in exchange for fifth round selection (161st overall) in 2004 NHL Entry Draft, March 3, 2004. Became free agent, July 1, 2004.  |       |       |     |     |     |     |     |
| Matteau, Stephane | 1997-02   | RW/LW | 32/37 | 345 | 55  | 64  | 119 | 241 |
|                   | Acquired from St. Louis in exchange for Darren Turcotte, July 25, 1997. Became free agent, July 1, 2002.  |       |       |     |     |     |     |     |
| McDonough, Hubie  | 1992-93   | C     | 27    | 30  | 6   | 2   | 8   | 6   |
|                   | Acquired from N.Y. Islanders in exchange for cash considerations, Aug. 31, 1992. Became free agent, June 10, 1993.  |       |       |     |     |     |     |     |
| McCauley, Alyn    | 2002-06   | C/LW  | 10    | 174 | 35  | 48  | 83  | 62  |
|                   | Acquired from Toronto along with Brad Boyes and a first round selection (21st overall) in the 2003 NHL Entry Draft in exchange for Owen Nolan, March 5, 2003. 21st overall selection in 2003 later traded to Boston, along with a second round selection (66th overall) and a fourth round selection (107th overall) in the 2003 NHL Entry Draft in exchange for a first round selection (16th overall, Steve Bernier) in the 2003 NHL Entry Draft on June 21, 2003. Became a free agent on July 1, 2006.   |       |       |     |     |     |     |     |
| McGill, Bob       | 1991-92   | D     | 25    | 62  | 3   | 1   | 4   | 70  |
|                   | Acquired from Chicago in Expansion Draft, May 30, 1991. Traded to Detroit, along with an eighth round draft selection (189th overall) in the 1992 NHL Entry Draft in exchange for Johan Garpenlov, March 10, 1992.  |       |       |     |     |     |     |     |



# SHARKS ALL-TIME ROSTER

|                          | Years  | Pos.         | No.         | GP         | G         | A          | PTS        | PIM        |
|--------------------------|--|--------------|-------------|------------|-----------|------------|------------|------------|
| <b>McGillis, Dan</b>     | <b>2002-03</b>   | <b>D</b>     | <b>3</b>    | <b>37</b>  | <b>3</b>  | <b>13</b>  | <b>16</b>  | <b>30</b>  |
|                          | Acquired from Philadelphia in exchange for Marcus Ragnarsson, Dec. 6, 2001. Traded to Boston in exchange for a second round selection (50th overall) in the 2003 NHL Entry Draft, March 11, 2003. 50th overall selection in 2003 later traded to the N.Y. Rangers, along with a third round selection in the 2003 NHL Entry Draft (75th overall), in exchange for a second round selection (43rd overall, Joshua Hennessy) in the 2003 NHL Entry Draft, June 21, 2003. |              |             |            |           |            |            |            |
| <b>McGinn, Jamie*</b>    | <b>2008-09</b>   | <b>LW</b>    | <b>64</b>   | <b>35</b>  | <b>4</b>  | <b>2</b>   | <b>6</b>   | <b>2</b>   |
|                          | Selected in second round (36th overall) of the 2006 NHL Entry Draft.   |              |             |            |           |            |            |            |
| <b>McHugh, Mike</b>      | <b>1991-92</b>   | <b>LW</b>    | <b>22</b>   | <b>8</b>   | <b>1</b>  | <b>0</b>   | <b>1</b>   | <b>14</b>  |
|                          | Acquired from Minnesota in Dispersal Draft, May 30, 1991. Traded to Hartford in exchange for Paul Fenton, Oct. 18, 1991.   |              |             |            |           |            |            |            |
| <b>McLaren, Kyle</b>     | <b>2002-08</b>   | <b>D</b>     | <b>4</b>    | <b>302</b> | <b>12</b> | <b>71</b>  | <b>83</b>  | <b>301</b> |
|                          | Acquired from Boston along with a fourth round selection (126th overall, Torrey Mitchell) in the 2004 NHL Entry Draft in exchange for Jeff Jillson and Jeff Hackett, Jan. 23, 2003. Hackett was previously acquired from Montreal on Jan. 23, 2003 in exchange for Niklas Sundstrom and a third round selection (95th overall) in the 2004 NHL Entry Draft. Became free agent, July 1, 2009.   |              |             |            |           |            |            |            |
| <b>McLean, Jeff</b>      | <b>1993-94</b>   | <b>C</b>     | <b>43</b>   | <b>6</b>   | <b>1</b>  | <b>0</b>   | <b>1</b>   | <b>0</b>   |
|                          | Selected by San Jose in 1991 Supplemental Draft (first overall). Became free agent, July 1, 1994.  |              |             |            |           |            |            |            |
| <b>McSorley, Marty</b>   | <b>1996-98</b>   | <b>D</b>     | <b>33</b>   | <b>113</b> | <b>6</b>  | <b>22</b>  | <b>28</b>  | <b>326</b> |
|                          | Acquired from N.Y. Rangers in exchange for Jayson More, Brian Swanson and a fourth round selection in the 1997 NHL Entry Draft (82nd overall), Aug. 20, 1996. Became free agent, July 1, 1998.   |              |             |            |           |            |            |            |
| <b>Michalek, Milan</b>   | <b>2003-09</b>   | <b>LW</b>    | <b>9</b>    | <b>317</b> | <b>91</b> | <b>123</b> | <b>214</b> | <b>184</b> |
|                          | Selected in first round (sixth overall) of the 2003 NHL Entry Draft. Traded to Ottawa, along with RW Jonathan Cheechoo and a second round selection in the 2010 NHL Entry draft, in exchange for LW Dany Heatley and a fifth round selection in the 2010 NHL Entry Draft, Sept. 12, 2009.  |              |             |            |           |            |            |            |
| <b>Miller, Kevin</b>     | <b>1994-96</b>   | <b>RW/LW</b> | <b>8/12</b> | <b>89</b>  | <b>28</b> | <b>27</b>  | <b>55</b>  | <b>54</b>  |
|                          | Acquired from St. Louis in exchange for Todd Elik, March 23, 1995. Traded to Pittsburgh in exchange for a fifth round selection in the 1996 NHL Entry Draft (132nd overall, traded to Boston with Jeff Odgers in exchange for Al Iafrate on June 21, 1996), March 20, 1996.  |              |             |            |           |            |            |            |
| <b>Miller, Kip</b>       | <b>1993-94</b>   | <b>C</b>     | <b>20</b>   | <b>11</b>  | <b>2</b>  | <b>2</b>   | <b>4</b>   | <b>6</b>   |
|                          | Signed as free agent, Aug. 10, 1993. Became free agent July 1, 1994.   |              |             |            |           |            |            |            |
| <b>Mitchell, Torrey*</b> | <b>2007-09</b>   | <b>C</b>     | <b>17</b>   | <b>82</b>  | <b>10</b> | <b>10</b>  | <b>20</b>  | <b>50</b>  |
|                          | Selected by San Jose in the fourth round (126th overall) of the 2004 NHL Entry Draft.  |              |             |            |           |            |            |            |
| <b>Moen, Travis</b>      | <b>2008-09</b>   | <b>LW</b>    | <b>24</b>   | <b>19</b>  | <b>3</b>  | <b>2</b>   | <b>5</b>   | <b>14</b>  |
|                          | Acquired from Anaheim along with Kent Huskins in exchange for Nick Bonino, Timo Pielmeier and a conditional draft selection, March 4, 2009.  |              |             |            |           |            |            |            |
| <b>Montgomery, Jim</b>   | <b>2000-01</b>   | <b>C</b>     | <b>26</b>   | <b>28</b>  | <b>1</b>  | <b>6</b>   | <b>7</b>   | <b>19</b>  |
|                          | Signed as free agent, Aug. 14, 2000. Became free agent, July 1, 2001.  |              |             |            |           |            |            |            |
| <b>More, Jay</b>         | <b>1991-96</b>   | <b>D</b>     | <b>4</b>    | <b>287</b> | <b>12</b> | <b>38</b>  | <b>50</b>  | <b>545</b> |
|                          | Acquired from Montreal in Expansion Draft, May 30, 1991. Traded with Brian Swanson and a fourth round selection (82nd overall) in the 1997 NHL Entry Draft to N.Y. Rangers for Marty McSorley, Aug. 20, 1996.  |              |             |            |           |            |            |            |
| <b>Morris, Jon</b>       | <b>1992-93</b>   | <b>C</b>     | <b>9</b>    | <b>13</b>  | <b>0</b>  | <b>3</b>   | <b>3</b>   | <b>6</b>   |
|                          | Claimed via waivers from New Jersey, March 13, 1993. Traded to Boston in exchange for future considerations, Oct. 29, 1993.  |              |             |            |           |            |            |            |
| <b>Mullen, Brian</b>     | <b>1991-92</b>   | <b>LW</b>    | <b>19</b>   | <b>72</b>  | <b>18</b> | <b>28</b>  | <b>46</b>  | <b>66</b>  |
|                          | Acquired from N.Y. Rangers in exchange for Tim Kerr, May 30, 1991. Traded to N.Y. Islanders in exchange for rights to Marcus Thuresson, Aug. 24, 1992.   |              |             |            |           |            |            |            |
| <b>Murphy, Joe</b>       | <b>1997-99</b>   | <b>RW</b>    | <b>17</b>   | <b>86</b>  | <b>30</b> | <b>27</b>  | <b>57</b>  | <b>87</b>  |
|                          | Acquired with cash considerations from St. Louis in exchange for Todd Gill, March 24, 1998. Became free agent, July 1, 1999.   |              |             |            |           |            |            |            |

## SHARKS ALL-TIME ROSTER



|                  | Years   | Pos. | No.  | GP  | G | A  | PTS | PIM |
|------------------|---|------|------|-----|---|----|-----|-----|
| Murray, Douglas* | 2005-09   | D    | 41/3 | 210 | 1 | 20 | 21  | 194 |
|                  | Selected in the eighth round (241st overall) in the 1999 NHL Entry Draft. |      |      |     |   |    |     |     |
| Myhres, Brantt   | 1998-00   | RW   | 33   | 43  | 1 | 1  | 2   | 213 |
|                  | Signed as free agent, Sept. 11, 1998. Became free agent, July 1, 2000.    |      |      |     |   |    |     |     |

## -N-O-

|                  |  |    |       |     |     |     |     |      |
|------------------|--|----|-------|-----|-----|-----|-----|------|
| Nazarov, Andrei  | 1993-98  | LW | 23/62 | 169 | 23  | 28  | 51  | 490  |
|                  | Selected in first round (10th overall) of the 1992 NHL Entry Draft. Traded to Tampa Bay with the option to swap first round selections with San Jose in the 1998 NHL Entry Draft in exchange for Bryan Marchment and David Shaw, March 24, 1998.   |    |       |     |     |     |     |      |
| Nicholls, Bernie | 1996-98  | C  | 9     | 135 | 18  | 57  | 75  | 93   |
|                  | Signed as free agent, July 30, 1996. Retired, Nov. 22, 1998.   |    |       |     |     |     |     |      |
| Nieminen, Ville  | 2005-07  | LW | 15    | 52  | 4   | 5   | 9   | 24   |
|                  | Acquired from New York Rangers in exchange for a third round selection (83rd overall) in the 2006 NHL Entry Draft, March 8, 2006. Traded to St. Louis along with Jay Barrassal and a first round selection (26th overall) in the 2007 NHL Entry Draft in exchange for Bill Guerin, Feb. 27, 2007.  |    |       |     |     |     |     |      |
| Nolan, Owen      | 1995-03  | RW | 11    | 568 | 206 | 245 | 451 | 934  |
|                  | Acquired from Colorado in exchange for Sandis Ozolinsh, Oct. 26, 1995. Traded to Toronto in exchange for Alyn McCauley, Brad Boyes and a first round selection (21st overall) in the 2003 NHL Entry Draft, March 5, 2003. 21st overall selection in 2003 later traded to Boston, along with a second round selection (66th overall) and a fourth round selection (107th overall) in the 2003 NHL Entry Draft in exchange for a first round selection (16th overall, Steve Bernier) in the 2003 NHL Entry Draft, June 21, 2003.   |    |       |     |     |     |     |      |
| Norton, Jeff     | 1993-95, 98-00, 00-01  | D  | 8/5   | 225 | 12  | 81  | 9   | 174  |
|                  | Acquired from N.Y. Islanders in exchange for a third round selection (63rd overall) in the 1994 NHL Entry Draft, June 20, 1993. Traded to St. Louis along with a third round selection (55th overall) in the 1997 NHL Entry Draft in exchange for Craig Janney, March 6, 1995. Acquired from Florida in exchange for Alex Hicks and a fifth round selection (140th overall) in the 1999 NHL Entry Draft, Nov. 11, 1998. Became free agent, July 1, 2000. Acquired from Pittsburgh in exchange for Bobby Dollas and Johan Hedberg, March 12, 2001. Became free agent, July 1, 2001. |    |       |     |     |     |     |      |
| Odgers, Jeff     | 1991-96  | RW | 36    | 334 | 48  | 34  | 82  | 1001 |
|                  | Signed as free agent, Sept. 3, 1991. Traded to Boston with a fifth round selection in the 1996 NHL Entry Draft (132nd overall, previously acquired from Pittsburgh in exchange for Kevin Miller, March 20, 1996) in exchange for Al Iafate, June 21, 1996.   |    |       |     |     |     |     |      |
| Otevre, Jaroslav | 1992-94  | LW | 42/50 | 16  | 3   | 4   | 7   | 2    |
|                  | Selected in seventh round (133rd overall) of the 1991 NHL Entry Draft. Became a free agent, July 1, 1994.  |    |       |     |     |     |     |      |
| Ozolinsh, Sandis | 1992-95, 07-08   | D  | 6/24  | 212 | 46  | 86  | 132 | 122  |
|                  | Selected in second round (30th overall) of the 1991 NHL Entry Draft. Traded to Colorado in exchange for Owen Nolan, Oct. 26, 1995. Signed as a free agent, Nov. 2, 2007. Became free agent, July 1, 2008.  |    |       |     |     |     |     |      |

## -P-

|                |  |    |      |     |    |    |     |     |
|----------------|--|----|------|-----|----|----|-----|-----|
| Parker, Scott  | 2003-07  | RW | 27   | 71  | 2  | 3  | 5   | 161 |
|                | Acquired from Colorado in exchange for a fifth round selection (163rd overall) in 2003 NHL Entry Draft, June 21, 2003. Traded to Colorado in exchange for a sixth round selection in the 2008 NHL Entry Draft, Feb. 27, 2007. 170th selection in 2008 later traded back to Colorado, along with fourth (113th) and fifth (143rd) selections in the 2007 NHL Entry Draft in exchange for a third round selection (91st, Tyson Sexsmith) in the 2007 NHL Entry Draft, June 23, 2007. |    |      |     |    |    |     |     |
| Pavelich, Mark | 1991-92  | C  | 16   | 2   | 0  | 1  | 1   | 4   |
|                | Signed as free agent, Aug. 9, 1991. Released, Oct. 8, 1991.  |    |      |     |    |    |     |     |
| Pavelski, Joe* | 2006-09  | C  | 53/8 | 208 | 58 | 69 | 127 | 92  |
|                | Selected in the seventh round (205th overall) of the 2003 NHL Entry Draft.   |    |      |     |    |    |     |     |



# SHARKS ALL-TIME ROSTER

|                 | Years  | Pos. | No. | GP  | G  | A  | PTS | PIM |
|-----------------|--|------|-----|-----|----|----|-----|-----|
| Pederson, Mark  | 1992-93  | LW   | 18  | 27  | 7  | 3  | 10  | 22  |
|                 | Acquired from Philadelphia in exchange for Dave Snuggerud, Dec. 19, 1992. Released, Aug. 10, 1993.   |      |     |     |    |    |     |     |
| Pederson, Tom   | 1991-96  | D    | 41  | 225 | 19 | 47 | 66  | 133 |
|                 | Acquired from Minnesota in Dispersal Draft, May 30, 1991. Became free agent, July 1, 1996.   |      |     |     |    |    |     |     |
| Peltonen, Ville | 1995-97  | LW   | 37  | 59  | 4  | 14 | 18  | 14  |
|                 | Selected in third round (58th overall) of 1993 NHL Entry Draft. Traded to Nashville in exchange for a fifth round selection in the 1998 NHL Entry Draft (116th overall), June 26, 1998. 116th overall selection in 1998 later traded to Phoenix for a fifth round selection (145th overall) in the 1999 NHL Entry Draft, June 27, 1998. 145th overall selection in 1999 later traded to Montreal on March 23, 1999 as part of Vincent Damphousse deal. |      |     |     |    |    |     |     |
| Picard, Michel  | 1992-93  | LW   | 44  | 25  | 4  | 0  | 4   | 24  |
|                 | Acquired from Hartford in exchange for future considerations, Oct. 9, 1992. Became free agent, July 1, 1993.   |      |     |     |    |    |     |     |
| Plihal, Tomas   | 2006-09  | LW   | 39  | 89  | 7  | 9  | 16  | 26  |
|                 | Selected in the fifth round (140th overall) of the 2001 NHL Entry Draft. Became free agent, July 1, 2009.  |      |     |     |    |    |     |     |
| Potomski, Barry | 1997-98  | LW   | 24  | 9   | 0  | 1  | 1   | 30  |
|                 | Signed as free agent, Aug. 15, 1997. Became free agent, July 1, 1998.  |      |     |     |    |    |     |     |
| Presley, Wayne  | 1991-92  | RW   | 7   | 47  | 8  | 14 | 22  | 76  |
|                 | Acquired from Chicago in exchange for third round selection (54th overall) in the 1993 NHL Entry Draft, Sept. 20, 1991. Traded to Buffalo in exchange for Dave Snuggerud, March 9, 1992.   |      |     |     |    |    |     |     |
| Primeau, Wayne  | 2002-06  | C    | 15  | 100 | 15 | 24 | 39  | 107 |
|                 | Acquired from Pittsburgh in exchange for Matt Bradley, March 11, 2003. Traded to Boston along with Brad Stuart and Marco Sturm in exchange for Joe Thornton, Nov. 30, 2005.  |      |     |     |    |    |     |     |
| Preissing, Tom  | 2003-06  | D    | 42  | 143 | 13 | 49 | 62  | 38  |
|                 | Signed as a free agent, April 4, 2003. Traded to Chicago along with Josh Hennessy in exchange for Mark Bell, July 10, 2006.  |      |     |     |    |    |     |     |

## -Q-

|               |   |    |    |    |   |   |    |   |
|---------------|---|----|----|----|---|---|----|---|
| Quintin, J.F. | 1991-93   | LW | 28 | 22 | 5 | 5 | 10 | 4 |
|               | Acquired from Minnesota in Dispersal Draft, May 30, 1991. Became free agent, June 10, 1993. |    |    |    |   |   |    |   |

## -R-S-

|                     |  |   |       |     |     |     |     |     |
|---------------------|--|---|-------|-----|-----|-----|-----|-----|
| Racine, Yves        | 1995-96  | D | 34    | 32  | 1   | 16  | 17  | 28  |
|                     | Claimed off waivers from Montreal, Jan. 23, 1996. Traded to Calgary Flames for future considerations, Dec. 18, 1996.   |   |       |     |     |     |     |     |
| Ragnarsson, Marcus  | 1995-03  | D | 10/33 | 519 | 28  | 125 | 153 | 392 |
|                     | Selected by San Jose in the fifth round (99th overall) of 1992 NHL Entry Draft. Traded to Philadelphia in exchange for Dan McGillis, Dec. 6, 2003.   |   |       |     |     |     |     |     |
| Rathje, Mike        | 1993-04  | D | 2/40  | 671 | 27  | 128 | 155 | 439 |
|                     | Selected by San Jose in first round (third overall) of the 1992 NHL Entry Draft. Became free agent, Aug. 1, 2005.  |   |       |     |     |     |     |     |
| Ricci, Mike         | 1997-04  | C | 18    | 529 | 101 | 162 | 263 | 355 |
|                     | Acquired from Colorado, along with a second round selection (50th overall) in the 1998 NHL Entry Draft in exchange for Shean Donovan and a first round selection (12th overall) in the 1998 NHL Entry Draft, Nov. 21, 1997. 50th overall selection in 1998 later traded to Buffalo, along with Kay Whitmore in exchange for Steve Shields and a fourth round selection (104th overall, Miroslav Zalesak), June 18, 1998. Became free agent, July 1, 2004.      |   |       |     |     |     |     |     |
| Rissmiller, Patrick | 2003-08  | C | 34    | 180 | 18  | 27  | 45  | 60  |
|                     | Signed as a free agent, June 30, 2003. Became free agent, July 1, 2008.  |   |       |     |     |     |     |     |
| Rivet, Craig        | 2006-08  | D | 52    | 91  | 6   | 37  | 43  | 116 |
|                     | Acquired from Montreal along with a fifth round selection (146th overall, Julien Demers) in the 2008 NHL Entry Draft in exchange for Josh Gorges and the Sharks first round selection (22nd overall) in the 2007 NHL Entry Draft, Feb. 25, 2007. Traded to Buffalo along with a seventh round selection in the 2010 NHL Entry Draft in exchange for second round selections in the 2009 (43rd overall, William Wrenn) and 2010 NHL Entry Drafts, July 4, 2008. |   |       |     |     |     |     |     |



# SHARKS ALL-TIME ROSTER



|                           | <b>Years</b>   | <b>Pos.</b>  | <b>No.</b>   | <b>GP</b>  | <b>G</b>  | <b>A</b>   | <b>PTS</b> | <b>PIM</b> |
|---------------------------|--|--------------|--------------|------------|-----------|------------|------------|------------|
| <b>Roenick, Jeremy*</b>   | <b>2007-09</b>   | <b>C</b>     | <b>27</b>    | <b>69</b>  | <b>14</b> | <b>19</b>  | <b>33</b>  | <b>26</b>  |
|                           | Signed as a free agent, Sept. 4, 2007.   |              |              |            |           |            |            |            |
| <b>Rouse, Bob</b>         | <b>1998-00</b>   | <b>D</b>     | <b>3</b>     | <b>96</b>  | <b>0</b>  | <b>12</b>  | <b>12</b>  | <b>63</b>  |
|                           | Signed as free agent, July 13, 1998. Contract bought out, Jan. 5, 2000.  |              |              |            |           |            |            |            |
| <b>Samuelsson, Mikael</b> | <b>2000-01</b>   | <b>RW</b>    | <b>28</b>    | <b>4</b>   | <b>0</b>  | <b>0</b>   | <b>0</b>   | <b>0</b>   |
|                           | Selected by San Jose in the fifth round (145th overall) in the 1998 NHL Entry Draft. Traded to N.Y. Rangers with Christian Gosselin and a seventh round selection (226th) in the 2002 NHL Entry Draft in exchange for Adam Graves, Rich Pilon and future considerations, June 24, 2001.  |              |              |            |           |            |            |            |
| <b>Scremin, Claudio</b>   | <b>1991-93</b>   | <b>D</b>     | <b>45</b>    | <b>17</b>  | <b>0</b>  | <b>1</b>   | <b>1</b>   | <b>29</b>  |
|                           | Signed as free agent, Sept. 3, 1991. Became free agent, July 1, 1993.  |              |              |            |           |            |            |            |
| <b>Selanne, Teemu</b>     | <b>2000-03</b>   | <b>RW/LW</b> | <b>8</b>     | <b>176</b> | <b>64</b> | <b>67</b>  | <b>131</b> | <b>70</b>  |
|                           | Acquired from Anaheim in exchange for Jeff Friesen, Steve Shields and a second round selection (36th overall) in the 2003 NHL Entry Draft, March 5, 2001. Became free agent, July 1, 2003.   |              |              |            |           |            |            |            |
| <b>Semenov, Alexei</b>    | <b>2007-09</b>   | <b>D/F</b>   | <b>21</b>    | <b>69</b>  | <b>2</b>  | <b>10</b>  | <b>12</b>  | <b>93</b>  |
|                           | Signed as a free agent, July 27, 2007. Became free agent, July 1, 2009.  |              |              |            |           |            |            |            |
| <b>Setoguchi, Devin*</b>  | <b>2007-09</b>   | <b>RW</b>    | <b>16</b>    | <b>125</b> | <b>42</b> | <b>40</b>  | <b>82</b>  | <b>33</b>  |
|                           | Selected in the first round (eighth overall) in the 2005 NHL Entry Draft.  |              |              |            |           |            |            |            |
| <b>Shelley, Jody*</b>     | <b>2007-09</b>   | <b>LW</b>    | <b>45</b>    | <b>101</b> | <b>3</b>  | <b>8</b>   | <b>11</b>  | <b>207</b> |
|                           | Acquired from Columbus in exchange for a sixth round selection (177th overall) in the 2009 NHL Entry Draft.  |              |              |            |           |            |            |            |
| <b>Sheppard, Ray</b>      | <b>1995-96</b>   | <b>RW</b>    | <b>26</b>    | <b>51</b>  | <b>27</b> | <b>19</b>  | <b>46</b>  | <b>10</b>  |
|                           | Acquired from Detroit in exchange for Igor Larionov, Oct. 24, 1995. Traded to Florida along with a fourth round selection (82nd overall) in the 1996 NHL Entry Draft in exchange for a second round selection (46th overall) and a fourth round selection (102nd overall, Matt Bradley) in the 1996 NHL Entry Draft, March 16, 1996. The 46th overall selection in 1996 was later traded to Chicago, along with an additional second round selection (31st overall, previously acquired from Winnipeg in a March 18, 1996 trade) in exchange for a first round selection in the 1996 NHL Entry Draft (21st overall, Marco Sturm), June 22, 1996. |              |              |            |           |            |            |            |
| <b>Skalde, Jarrod</b>     | <b>1997-99</b>   | <b>C</b>     | <b>8</b>     | <b>38</b>  | <b>5</b>  | <b>7</b>   | <b>12</b>  | <b>18</b>  |
|                           | Signed as free agent, Aug. 13, 1997. Claimed off waivers by Chicago, Jan. 8, 1998. Claimed off waivers from Chicago, Jan. 22, 1998. Claimed off waivers by Dallas, Jan. 17, 1998. Claimed off waivers from Chicago, March 6, 1998. Became a free agent, July 1, 2000.  |              |              |            |           |            |            |            |
| <b>Skriko, Petri</b>      | <b>1992-93</b>   | <b>C</b>     | <b>26</b>    | <b>17</b>  | <b>4</b>  | <b>3</b>   | <b>7</b>   | <b>6</b>   |
|                           | Signed as free agent, Aug. 27, 1992. Placed on waivers for purposes of unconditional release, Nov. 30, 1992.   |              |              |            |           |            |            |            |
| <b>Smith, Mark</b>        | <b>2000-07</b>   | <b>C</b>     | <b>16</b>    | <b>323</b> | <b>22</b> | <b>44</b>  | <b>66</b>  | <b>398</b> |
|                           | Selected by San Jose in the ninth round (219th overall) in the 1997 NHL Entry Draft. Became a free agent, July 1, 2007.  |              |              |            |           |            |            |            |
| <b>Snuggerud, Dave</b>    | <b>1991-93</b>   | <b>LW</b>    | <b>18</b>    | <b>36</b>  | <b>4</b>  | <b>6</b>   | <b>10</b>  | <b>18</b>  |
|                           | Acquired from Buffalo in exchange for Wayne Presley, March 9, 1992. Traded to Philadelphia in exchange for Mark Pederson, Dec. 19, 1992.   |              |              |            |           |            |            |            |
| <b>Staubitz, Brad*</b>    | <b>2008-09</b>   | <b>RW</b>    | <b>59</b>    | <b>35</b>  | <b>1</b>  | <b>2</b>   | <b>3</b>   | <b>76</b>  |
|                           | Signed as free agent, Sept. 19, 2005   |              |              |            |           |            |            |            |
| <b>Stern, Ron</b>         | <b>1998-00</b>   | <b>RW</b>    | <b>22</b>    | <b>145</b> | <b>11</b> | <b>14</b>  | <b>25</b>  | <b>309</b> |
|                           | Signed as free agent, Aug. 25, 1998. Retired, Sept. 22, 2000.  |              |              |            |           |            |            |            |
| <b>Stevenson, Grant</b>   | <b>2005-06</b>   | <b>RW</b>    | <b>37/55</b> | <b>47</b>  | <b>10</b> | <b>12</b>  | <b>22</b>  | <b>14</b>  |
|                           | Signed as free agent, April 18, 2003. Became free agent, July 1, 2007.   |              |              |            |           |            |            |            |
| <b>Stuart, Brad</b>       | <b>1999-06</b>   | <b>D</b>     | <b>7</b>     | <b>377</b> | <b>36</b> | <b>117</b> | <b>153</b> | <b>221</b> |
|                           | Selected by San Jose in the first round (third overall) of the 1998 NHL Entry Draft. Traded to Boston along with Wayne Primeau and Marco Sturm in exchange for Joe Thornton, Nov. 30, 2005.  |              |              |            |           |            |            |            |



# SHARKS ALL-TIME ROSTER

|                          |   |             |           |            |            |            |            |            |
|--------------------------|---|-------------|-----------|------------|------------|------------|------------|------------|
| <b>Sturm, Marco</b>      | <b>1997-06</b>  | <b>LW/C</b> | <b>19</b> | <b>553</b> | <b>128</b> | <b>145</b> | <b>273</b> | <b>242</b> |
|                          | Selected by San Jose in the first round (21st overall) of the 1996 NHL Entry Draft. Traded to Boston along with Wayne Primeau and Brad Stuart in exchange for Joe Thornton, Nov. 30, 2005.  |             |           |            |            |            |            |            |
| <b>Sullivan, Mike</b>    | <b>1991-93</b>  | <b>C</b>    | <b>47</b> | <b>171</b> | <b>16</b>  | <b>21</b>  | <b>37</b>  | <b>49</b>  |
|                          | Signed as free agent, Aug. 9, 1991. Claimed by Calgary via waivers, Jan. 6, 1994.   |             |           |            |            |            |            |            |
| <b>Sundstrom, Niklas</b> | <b>1999-03</b>  | <b>RW</b>   | <b>24</b> | <b>281</b> | <b>33</b>  | <b>104</b> | <b>137</b> | <b>122</b> |
|                          | Acquired from Tampa Bay along with a third round selection (74th overall) in the 2000 NHL Entry Draft, in exchange for Andrei Zyuzin, Bill Houlder, Steve Guolla and Shawn Burr, Aug. 4, 1999. 74th overall selection in 2000 was later traded to Chicago, along with an additional second round selection in 2000 (49th overall) in exchange for a second round selection in 2000 (41st overall, Tero Maatta), June 24, 2000. Traded to Montreal along with a third round selection (95th overall) in the 2004 NHL Entry Draft in exchange for Jeff Hackett, Jan. 23, 2003. Hackett immediately traded to Boston along with Jeff Jillson in exchange for Kyle McLaren and a fourth round selection (126th overall, Torrey Mitchell) in the 2004 NHL Entry Draft. |             |           |            |            |            |            |            |
| <b>Suter, Gary</b>       | <b>1998-02</b>  | <b>D</b>    | <b>20</b> | <b>227</b> | <b>22</b>  | <b>79</b>  | <b>101</b> | <b>193</b> |
|                          | Acquired rights from Chicago on June 27, 1998 in exchange for a ninth round selection (240th overall) in the 1998 NHL Entry Draft. Signed as a free agent, July 1, 1998. Retired, Sept 10, 2002.  |             |           |            |            |            |            |            |
| <b>Sutter, Ron</b>       | <b>1996-00</b>  | <b>C</b>    | <b>12</b> | <b>272</b> | <b>15</b>  | <b>26</b>  | <b>41</b>  | <b>161</b> |
|                          | Signed as free agent, Oct. 12, 1996. Became a free agent, July 1, 2000.   |             |           |            |            |            |            |            |
| <b>Sutton, Andy</b>      | <b>1998-00</b>  | <b>D</b>    | <b>42</b> | <b>71</b>  | <b>1</b>   | <b>4</b>   | <b>5</b>   | <b>145</b> |
|                          | Signed as free agent, March 20, 1998. Traded to Minnesota along with a seventh round selection (214th overall) in the 2000 NHL Entry Draft and a third round selection (85th overall) in the 2001 NHL Entry Draft in exchange for an eighth round selection in the 2001 NHL Entry Draft (233rd overall, traded to Calgary in exchange for Bill Lindsay on March 6, 2001) and future considerations (protection of Evgeni Nabokov in the 2000 NHL Expansion Draft), June 12, 2000.   |             |           |            |            |            |            |            |
| <b>Sutton, Ken</b>       | <b>1997-98</b>  | <b>D</b>    | <b>5</b>  | <b>8</b>   | <b>0</b>   | <b>0</b>   | <b>0</b>   | <b>15</b>  |
|                          | Acquired with John MacLean from New Jersey in exchange for Doug Bodger and Dody Wood, Dec. 7, 1997. Traded to New Jersey in exchange for a fifth round selection (155th overall, Niko Dimitrakos) in the 1999 NHL Entry Draft, Aug. 26, 1998.   |             |           |            |            |            |            |            |
| <b>Sykora, Michal</b>    | <b>1993-97</b>  | <b>D</b>    | <b>38</b> | <b>152</b> | <b>7</b>   | <b>29</b>  | <b>36</b>  | <b>137</b> |
|                          | Selected by San Jose in the sixth round (123rd overall) of the 1992 NHL Entry Draft. Traded to Chicago with Ulf Dahlen and Chris Terreri in exchange for Ed Belfour, Jan. 25, 1997.   |             |           |            |            |            |            |            |

## -T-

|                         |  |              |             |            |           |            |            |            |
|-------------------------|--|--------------|-------------|------------|-----------|------------|------------|------------|
| <b>Tancill, Chris</b>   | <b>1994-97</b>   | <b>RW/LW</b> | <b>18</b>   | <b>96</b>  | <b>14</b> | <b>27</b>  | <b>41</b>  | <b>38</b>  |
|                         | Signed as free agent, Aug. 31, 1994. Became a free agent, July 1, 1997.  |              |             |            |           |            |            |            |
| <b>Thornton, Joe*</b>   | <b>2005-08</b>   | <b>C</b>     | <b>19</b>   | <b>304</b> | <b>96</b> | <b>292</b> | <b>388</b> | <b>214</b> |
|                         | Acquired from Boston in exchange for Wayne Primeau, Brad Stuart and Marco Sturm, Nov. 30, 2005.  |              |             |            |           |            |            |            |
| <b>Thornton, Scott</b>  | <b>2000-06</b>   | <b>LW</b>    | <b>17</b>   | <b>342</b> | <b>77</b> | <b>70</b>  | <b>147</b> | <b>439</b> |
|                         | Signed as free agent, July 1, 2000. Became a free agent, July 1, 2006.   |              |             |            |           |            |            |            |
| <b>Turcotte, Darren</b> | <b>1995-97</b>   | <b>C</b>     | <b>9/47</b> | <b>74</b>  | <b>22</b> | <b>26</b>  | <b>48</b>  | <b>20</b>  |
|                         | Acquired from Winnipeg with a second round selection (31st overall) in the 1996 NHL Entry Draft in exchange for Craig Janney, March 18, 1996. The 31st overall selection in 1996 was later traded to Chicago, along with an additional 1996 second round selection (46th overall, previously acquired from Detroit on March 16, 1996) in exchange for a first round selection (21st overall, Marco Sturm), June 22, 1996. Traded to St. Louis in exchange for Stephane Matteau, July 25, 1997. |              |             |            |           |            |            |            |

## -U-V-W-

|                     |                                      |           |           |           |          |          |          |          |
|---------------------|--------------------------------------|-----------|-----------|-----------|----------|----------|----------|----------|
| <b>Vesce, Ryan*</b> | <b>2008-09</b>                       | <b>RW</b> | <b>53</b> | <b>10</b> | <b>0</b> | <b>0</b> | <b>0</b> | <b>4</b> |
|                     | Signed as free agent, Aug. 12, 2008. |           |           |           |          |          |          |          |

## SHARKS ALL-TIME ROSTER



|                       | Years  | Pos. | No.   | GP  | G  | A  | PTS | PIM |
|-----------------------|--|------|-------|-----|----|----|-----|-----|
| Vlasic, Marc-Edouard* | 2006-09  | D    | 44    | 245 | 11 | 65 | 76  | 84  |
|                       | Selected in the second round (35th overall) of the 2005 NHL Entry Draft.   |      |       |     |    |    |     |     |
| Whitney, Ray          | 1991-97  | LW/C | 14/43 | 200 | 48 | 73 | 121 | 52  |
|                       | Selected in second round (23rd overall) of the 1991 NHL Entry Draft. Contract bought out, Aug. 21, 1997.   |      |       |     |    |    |     |     |
| Widmer, Jason         | 1996-97  | D    | 5     | 2   | 0  | 1  | 1   | 0   |
|                       | Signed as free agent, Aug 26, 1996. Became free agent, July 1, 1998.   |      |       |     |    |    |     |     |
| Wilkinson, Neil       | 1991-93  | D    | 5/45  | 119 | 5  | 22 | 27  | 203 |
|                       | Acquired from Minnesota in Dispersal Draft, May 30, 1991. Traded to Chicago as future considerations in June 18, 1993 trade for Jimmy Waite, July 9, 1993.               |      |       |     |    |    |     |     |
| Williams, David       | 1991-93  | D    | 3/41  | 96  | 4  | 36 | 40  | 89  |
|                       | Signed as free agent, Aug. 9, 1991. Selected by Anaheim in Expansion Draft, June 24, 1993.   |      |       |     |    |    |     |     |
| Wilson, Doug          | 1991-93  | D    | 24    | 86  | 12 | 36 | 48  | 66  |
|                       | Acquired from Chicago in exchange for Kerry Toporowski and a second round selection (27th overall) in the 1992 NHL Entry Draft, Sept. 6, 1991. Retired, Sept. 10, 1993.  |      |       |     |    |    |     |     |
| Wiseman, Chad         | 2002-03  | LW   | 49    | 4   | 0  | 0  | 0   | 4   |
|                       | Selected in the eighth round (246th overall) of the 2000 NHL Entry Draft. Traded to the N.Y. Rangers in exchange for Nils Ekman, Aug. 12, 2003.                          |      |       |     |    |    |     |     |
| Wood, Dody            | 1992-98  | LW/C | 16/45 | 106 | 8  | 10 | 18  | 471 |
|                       | Selected in the third round (45th overall) of the 1991 NHL Entry Draft. Traded with Doug Bodger to New Jersey in exchange for John MacLean and Ken Sutton, Dec. 7, 1997. |      |       |     |    |    |     |     |

## -X-Y-Z-

|                   |  |    |       |     |   |    |    |     |
|-------------------|--|----|-------|-----|---|----|----|-----|
| Yegorov, Alexei   | 1995-99  | C  | 48    | 11  | 3 | 3  | 6  | 2   |
|                   | Selected in third round (66th overall) of 1994 NHL Entry Draft. Selected by Atlanta in the 1999 Expansion Draft. Deceased, March 2, 2002.  |    |       |     |   |    |    |     |
| Zalesak, Miroslav | 2002-04  | RW | 46/32 | 12  | 1 | 2  | 3  | 0   |
|                   | Selected in the fourth round (104th overall) in the 1998 NHL Entry Draft. Became free agent, Aug. 1, 2005.   |    |       |     |   |    |    |     |
| Zettler, Rob      | 1991-94  | D  | 2     | 196 | 1 | 18 | 19 | 314 |
|                   | Acquired from Minnesota in Dispersal Draft, May 30, 1991. Traded to Philadelphia in exchange for Vyacheslav Butsayev, Feb. 1, 1994.  |    |       |     |   |    |    |     |
| Zmolek, Doug      | 1992-94  | D  | 19    | 152 | 5 | 14 | 19 | 351 |
|                   | Acquired from Minnesota in Dispersal Draft, May 30, 1991. Traded with Mike Lalor to Dallas in exchange for Ulf Dahlen, March 19, 1994.   |    |       |     |   |    |    |     |
| Zyuzin, Andrei    | 1997-99  | D  | 20/4  | 81  | 9 | 8  | 17 | 104 |
|                   | Selected in the first round (second overall) of the 1996 NHL Entry Draft. Traded along with Shawn Burr, Bill Houlder and Stephen Guolla to Tampa Bay in exchange for Niklas Sundstrom and a third round selection (74th overall) in the 2000 NHL Entry Draft, Aug. 4, 1999. 74th overall selection later traded to Chicago, along with an additional second round selection in 2000 (49th overall), in exchange for a second round selection in 2000 (41st overall, Tero Maatta), June 24, 2000. |    |       |     |   |    |    |     |





## GOALTENDERS

|                          | Years   | No           | GP         | MINS         | GA          | W-L-T             | SO        | GAA         |
|--------------------------|---|--------------|------------|--------------|-------------|-------------------|-----------|-------------|
| <b>Belfour, Ed</b>       | <b>1996-97</b>  | <b>20/30</b> | <b>13</b>  | <b>757</b>   | <b>43</b>   | <b>3-9-0</b>      | <b>1</b>  | <b>3.41</b> |
|                          | Acquired from Chicago in exchange for Ulf Dahlen, Michal Sykora and Chris Terreri, Jan. 25, 1997. Became a free agent, July 1, 1997.  |              |            |              |             |                   |           |             |
| <b>Boucher, Brian</b>    | <b>2008-09</b>  | <b>33</b>    | <b>27</b>  | <b>1529</b>  | <b>54</b>   | <b>15-7-4</b>     | <b>3</b>  | <b>2.12</b> |
|                          | Signed as a free agent, Feb. 26, 2008. Became free agent, July 1, 2009.   |              |            |              |             |                   |           |             |
| <b>Flaherty, Wade</b>    | <b>1991-97</b>  | <b>31/35</b> | <b>53</b>  | <b>2586</b>  | <b>185</b>  | <b>10-26-2</b>    | <b>1</b>  | <b>4.29</b> |
|                          | Signed as free agent, Sept. 3, 1991. Became free agent, July 1, 1997.   |              |            |              |             |                   |           |             |
| <b>Gauthier, Sean</b>    | <b>1998-99</b>  | <b>30</b>    | <b>1</b>   | <b>3</b>     | <b>0</b>    | <b>0-0-0</b>      | <b>0</b>  | <b>0.00</b> |
|                          | Signed as a free agent, July 22, 1998. Became free agent, July 1, 1999.   |              |            |              |             |                   |           |             |
| <b>Greiss, Thomas*</b>   | <b>2007-09</b>  | <b>1</b>     | <b>3</b>   | <b>129</b>   | <b>7</b>    | <b>0-1-1</b>      | <b>0</b>  | <b>3.26</b> |
|                          | Selected in the third round (94th overall) of the 2004 NHL Entry Draft.   |              |            |              |             |                   |           |             |
|                          | <b>Years</b>  | <b>No</b>    | <b>GP</b>  | <b>MINS</b>  | <b>GA</b>   | <b>W-L-T</b>      | <b>SO</b> | <b>GAA</b>  |
| <b>Hackett, Jeff</b>     | <b>1991-93</b>  | <b>30</b>    | <b>78</b>  | <b>4314</b>  | <b>324</b>  | <b>13-57-2</b>    | <b>0</b>  | <b>4.51</b> |
|                          | Acquired from N.Y. Islanders in Expansion Draft, May 30, 1991. Traded to Chicago in exchange for a third round selection (66th overall, Alexei Yegorov) in the 1994 NHL Entry Draft, July 13, 1993.   |              |            |              |             |                   |           |             |
| <b>Hayward, Brian</b>    | <b>1991-93</b>  | <b>1</b>     | <b>25</b>  | <b>1235</b>  | <b>111</b>  | <b>3-18-1</b>     | <b>0</b>  | <b>5.39</b> |
|                          | Acquired from Minnesota in Dispersal Draft, May 30, 1991. Became free agent, June 10, 1993.   |              |            |              |             |                   |           |             |
| <b>Hrudey, Kelly</b>     | <b>1996-98</b>  | <b>32</b>    | <b>76</b>  | <b>3564</b>  | <b>202</b>  | <b>20-40-7</b>    | <b>1</b>  | <b>3.04</b> |
|                          | Signed as free agent, July 18, 1996. Retired, July 30, 1998.  |              |            |              |             |                   |           |             |
| <b>Irbe, Arturs</b>      | <b>1991-96</b>  | <b>32</b>    | <b>183</b> | <b>10286</b> | <b>595</b>  | <b>57-91-26</b>   | <b>8</b>  | <b>3.47</b> |
|                          | Acquired from Minnesota in Dispersal Draft, May 30, 1991. Became free agent, July 1, 1996.  |              |            |              |             |                   |           |             |
| <b>Kiprusoff, Miikka</b> | <b>2000-04</b>  | <b>37/34</b> | <b>47</b>  | <b>2390</b>  | <b>113</b>  | <b>14-21-3</b>    | <b>3</b>  | <b>2.84</b> |
|                          | Selected in the fifth round (116th overall) of the 1995 NHL Entry Draft. Traded to Calgary in exchange for a second round selection (35th overall, Marc-Edouard Vlasic) in 2005 NHL Entry Draft, Nov. 16, 2003.   |              |            |              |             |                   |           |             |
| <b>Nabokov, Evgeni*</b>  | <b>1999-09</b>  | <b>20/35</b> | <b>492</b> | <b>28298</b> | <b>1124</b> | <b>249-162-56</b> | <b>47</b> | <b>2.38</b> |
|                          | Selected in the ninth round (215th overall) of the 1994 NHL Entry Draft.  |              |            |              |             |                   |           |             |
| <b>Muzzatti, Jason</b>   | <b>1997-98</b>  | <b>30</b>    | <b>1</b>   | <b>27</b>    | <b>2</b>    | <b>0-0-0</b>      | <b>0</b>  | <b>4.44</b> |
|                          | Acquired from N.Y. Rangers in exchange for Richard Brennan, March 24, 1998. Became free agent, July 1, 1998.  |              |            |              |             |                   |           |             |
| <b>Myllys, Jarmo</b>     | <b>1991-92</b>  | <b>35</b>    | <b>27</b>  | <b>1374</b>  | <b>115</b>  | <b>3-18-1</b>     | <b>0</b>  | <b>5.02</b> |
|                          | Acquired from Minnesota in Dispersal Draft, May 30, 1991. Traded to Toronto in exchange for future considerations, June 15, 1992.   |              |            |              |             |                   |           |             |
| <b>Patzold, Dimitri</b>  | <b>2007-08</b>  | <b>30</b>    | <b>3</b>   | <b>44</b>    | <b>4</b>    | <b>0-0-0</b>      | <b>0</b>  | <b>5.45</b> |
|                          | Selected in the fourth round (107th overall) of the 2001 NHL Entry Draft. Became free agent, July 1, 2008.  |              |            |              |             |                   |           |             |
| <b>Sarjeant, Geoff</b>   | <b>1995-96</b>  | <b>29</b>    | <b>4</b>   | <b>171</b>   | <b>14</b>   | <b>0-2-1</b>      | <b>0</b>  | <b>4.91</b> |
|                          | Signed as free agent, Sept. 7, 1995. Became free agent, July 1, 1996.   |              |            |              |             |                   |           |             |
| <b>Schaefer, Nolan</b>   | <b>2005-06</b>  | <b>31</b>    | <b>7</b>   | <b>352</b>   | <b>11</b>   | <b>5-1-0</b>      | <b>1</b>  | <b>1.88</b> |
|                          | Selected in the fifth round (166th overall) of the 2000 NHL Entry Draft. Traded to Pittsburgh in exchange for a seventh round selection (201st overall, Justin Braun) in the 2007 NHL Entry Draft.  |              |            |              |             |                   |           |             |
| <b>Shields, Steve</b>    | <b>1998-01</b>  | <b>31</b>    | <b>125</b> | <b>7094</b>  | <b>289</b>  | <b>48-49-21</b>   | <b>10</b> | <b>2.44</b> |
|                          | Acquired from Buffalo, along with a fourth round selection (104th overall, Miroslav Zalesak) in the 1998 NHL Entry Draft in exchange for Kay Whitmore, a second round selection (50th overall, previously acquired from Colorado, Nov. 20, 1997) and a fifth round selection (150th overall) in the 2000 NHL Entry Draft, June 18, 1998. Traded to Anaheim, along with Jeff Friesen and a second round (36th overall) selection in the 2003 NHL Entry Draft in exchange for Teemu Selanne, March 5, 2001. |              |            |              |             |                   |           |             |



Ed Belfour

|                       | <b>Years</b>  | <b>No</b>    | <b>GP</b>  | <b>MINS</b> | <b>GA</b>  | <b>W-L-T</b>    | <b>SO</b> | <b>GAA</b>  |
|-----------------------|---|--------------|------------|-------------|------------|-----------------|-----------|-------------|
| <b>Terreri, Chris</b> | <b>1995-97</b>  | <b>30</b>    | <b>68</b>  | <b>3716</b> | <b>210</b> | <b>19-39-4</b>  | <b>0</b>  | <b>3.39</b> |
|                       | Acquired from New Jersey in exchange for second round selection (28th overall) in the 1996 NHL Entry Draft, Nov. 15, 1995. Traded with Ulf Dahlen and Michal Sykora to Chicago in exchange for Ed Belfour, Jan. 25, 1997.   |              |            |             |            |                 |           |             |
| <b>Toskala, Vesa</b>  | <b>2001-07</b>  | <b>35/29</b> | <b>115</b> | <b>6269</b> | <b>245</b> | <b>65-28-10</b> | <b>8</b>  | <b>2.34</b> |
|                       | Selected in the fourth round (90th overall) of the 1995 NHL Entry Draft. Traded to Toronto, along with Mark Bell, in exchange for a first round selection (13th overall, traded to St. Louis on June 22, 2007) in the 2007 NHL Entry Draft, a second round selection (44th overall, traded to St. Louis on June 22, 2007) and a fourth round selection (traded to Nashville on June 21, 2008) in the 2009 NHL Entry Draft, June 22, 2007.   |              |            |             |            |                 |           |             |
| <b>Vernon, Mike</b>   | <b>1997-99</b>  | <b>29</b>    | <b>111</b> | <b>6395</b> | <b>253</b> | <b>46-44-18</b> | <b>9</b>  | <b>2.30</b> |
|                       | Acquired from Detroit in exchange for a second round selection (41st overall) in the 1998 NHL Entry Draft and a second round selection (47th overall) in the 1999 NHL Entry Draft, Aug. 18, 1997. Traded to Florida along with a third round selection (82nd overall) in the 2000 NHL Entry Draft in exchange for Radek Dvorak. Dvorak immediately traded to N.Y. Rangers in exchange for Todd Harvey and a fourth round selection (107th overall, Dimitri Patzold) in the 2001 NHL Entry Draft, Dec. 30, 1999. |              |            |             |            |                 |           |             |
| <b>Waite, Jimmy</b>   | <b>1993-95</b>  | <b>29</b>    | <b>15</b>  | <b>697</b>  | <b>50</b>  | <b>3-7-0</b>    | <b>0</b>  | <b>4.30</b> |
|                       | Acquired from Chicago in exchange for future considerations (Neil Wilkinson on July 9, 1993), June 18, 1993. Traded to Chicago in exchange for fourth round selection (93rd overall) in the 1997 NHL Entry Draft on Feb. 6, 1995. 93rd overall selection in 1997 was later traded to N.Y. Rangers, along with a 1997 sixth round selection (136th overall) in exchange for a fourth round selection (82nd overall, Adam Colagiaco), June 21, 1997.  |              |            |             |            |                 |           |             |



# ALL-TIME SHARKS SCORING

| Rank | POS | NO          | PLAYER              | GP  | G   | A   | PTS | +/- | PIM  | PP | SH | GW | S    | PCTG | GT | PT/GM | S/GM |
|------|-----|-------------|---------------------|-----|-----|-----|-----|-----|------|----|----|----|------|------|----|-------|------|
| 1    | C   | 12,14       | Patrick Marleau     | 871 | 276 | 334 | 610 | 1   | 303  | 85 | 7  | 53 | 1920 | 14.4 | 2  | 0.70  | 2.2  |
| 2    | R   | 11          | Owen Nolan          | 568 | 206 | 245 | 451 | -34 | 934  | 75 | 14 | 25 | 1668 | 12.4 | 6  | 0.79  | 2.9  |
| 3    | C   | 19          | Joe Thornton        | 304 | 96  | 292 | 388 | 89  | 214  | 40 | 0  | 17 | 665  | 14.4 | 0  | 1.28  | 2.2  |
| 4    | C/L | 39,19       | Jeff Friesen        | 512 | 149 | 201 | 350 | -19 | 316  | 43 | 13 | 25 | 1121 | 13.3 | 3  | 0.68  | 2.2  |
| 5    | R   | 14          | Jonathon Cheechoo   | 440 | 165 | 126 | 291 | 42  | 304  | 62 | 3  | 36 | 1208 | 13.7 | 2  | 0.66  | 2.7  |
| 6    | C   | 25          | Vincent Damphousse  | 385 | 92  | 197 | 289 | 14  | 316  | 39 | 3  | 19 | 852  | 10.8 | 2  | 0.75  | 2.2  |
| 7    | C/L | 19          | Marco Sturm         | 553 | 128 | 145 | 273 | 42  | 242  | 32 | 14 | 27 | 1119 | 11.4 | 4  | 0.49  | 2.0  |
| 8    | C   | 18          | Mike Ricci          | 529 | 101 | 162 | 263 | 19  | 355  | 38 | 6  | 15 | 723  | 14.0 | 1  | 0.50  | 1.4  |
| 9    | R   | 9           | Milan Michalek      | 317 | 91  | 123 | 214 | 49  | 184  | 26 | 1  | 25 | 763  | 11.9 | 0  | 0.68  | 2.4  |
| 10   | R   | 17          | Pat Falloon         | 258 | 76  | 86  | 162 | -65 | 75   | 16 | 1  | 6  | 614  | 12.4 | 3  | 0.63  | 2.4  |
| 11   | D   | 2,40        | Mike Rathje         | 671 | 27  | 128 | 155 | 11  | 439  | 11 | 1  | 2  | 687  | 3.9  | 0  | 0.23  | 1.0  |
| 12   | D   | 7           | Brad Stuart         | 377 | 36  | 117 | 153 | 27  | 221  | 16 | 1  | 8  | 581  | 6.2  | 1  | 0.41  | 1.5  |
| 13   | D   | 10,33       | Marcus Ragnarsson   | 519 | 28  | 125 | 153 | -25 | 392  | 12 | 0  | 5  | 558  | 5.0  | 0  | 0.29  | 1.1  |
| 14   | L   | 17          | Scott Thornton      | 342 | 77  | 70  | 147 | -6  | 439  | 16 | 0  | 10 | 616  | 12.5 | 2  | 0.43  | 1.8  |
| 15   | R/L | 94,27,41,15 | Alexander Korolyuk  | 296 | 62  | 80  | 142 | 26  | 140  | 13 | 0  | 5  | 540  | 11.5 | 2  | 0.48  | 1.8  |
| 16   | R   | 24          | Niklas Sundstrom    | 281 | 33  | 104 | 137 | 22  | 122  | 6  | 3  | 2  | 300  | 11.0 | 4  | 0.49  | 1.1  |
| 17   | L   | 10          | Johan Garpenlov     | 184 | 46  | 86  | 132 | -22 | 90   | 22 | 0  | 5  | 333  | 13.8 | 0  | 0.72  | 1.8  |
| 18   | D   | 24,6        | Sandis Ozolinsh     | 212 | 46  | 86  | 132 | -8  | 122  | 12 | 1  | 5  | 383  | 12.0 | 0  | 0.62  | 1.8  |
| 19   | D   | 44,10       | Christian Ehrhoff   | 341 | 25  | 107 | 132 | 19  | 244  | 14 | 0  | 8  | 608  | 4.1  | 0  | 0.39  | 1.8  |
| 20   | R   | 8           | Teemu Selanne       | 176 | 64  | 67  | 131 | -16 | 70   | 18 | 1  | 15 | 486  | 13.2 | 1  | 0.74  | 2.8  |
| 21   | C   | 8,53        | Joe Pavelski        | 208 | 58  | 69  | 127 | 10  | 92   | 21 | 4  | 10 | 584  | 9.9  | 0  | 0.61  | 2.8  |
| 22   | D   | 22,6,43     | Scott Hannan        | 508 | 25  | 102 | 127 | 45  | 329  | 3  | 1  | 4  | 596  | 4.2  | 0  | 0.25  | 1.2  |
| 23   | L/C | 43,14       | Ray Whitney         | 200 | 48  | 73  | 121 | -49 | 52   | 10 | 2  | 3  | 307  | 15.6 | 1  | 0.61  | 1.5  |
| 24   | L   | 32,37       | Stephane Matteau    | 345 | 55  | 64  | 119 | 12  | 241  | 3  | 1  | 8  | 348  | 15.8 | 2  | 0.34  | 1.0  |
| 25   | C   | 11          | Kelly Kisio         | 126 | 37  | 78  | 115 | -22 | 144  | 11 | 5  | 4  | 220  | 16.8 | 0  | 0.91  | 1.7  |
| 26   | L   | 28          | Nils Ekman          | 159 | 43  | 69  | 112 | 50  | 88   | 6  | 4  | 7  | 323  | 13.3 | 1  | 0.70  | 2.0  |
| 27   | D   | 20          | Gary Suter          | 227 | 22  | 79  | 101 | 28  | 193  | 9  | 1  | 2  | 507  | 4.3  | 1  | 0.44  | 2.2  |
| 28   | R   | 21          | Tony Granato        | 278 | 57  | 42  | 99  | 1   | 387  | 10 | 2  | 8  | 567  | 10.1 | 1  | 0.36  | 2.0  |
| 29   | L   | 29          | Ryane Clowe         | 179 | 41  | 57  | 98  | 7   | 169  | 17 | 0  | 4  | 302  | 13.6 | 0  | 0.55  | 1.7  |
| 30   | R   | 22          | Ulf Dahlen          | 161 | 41  | 52  | 93  | -34 | 46   | 15 | 1  | 9  | 309  | 13.3 | 1  | 0.58  | 1.9  |
| 31   | D   | 5,8         | Jeff Norton         | 225 | 12  | 81  | 93  | 21  | 174  | 3  | 0  | 1  | 231  | 5.2  | 0  | 0.41  | 1.0  |
| 32   | R   | 24          | Sergei Makarov      | 123 | 40  | 52  | 92  | 7   | 118  | 11 | 0  | 6  | 211  | 19.0 | 1  | 0.75  | 1.7  |
| 33   | C   | 27          | Todd Elik           | 97  | 32  | 51  | 83  | 0   | 107  | 13 | 0  | 4  | 230  | 13.9 | 2  | 0.86  | 2.4  |
| 34   | C   | 10          | Alyn McCauley       | 174 | 35  | 48  | 83  | 18  | 62   | 12 | 2  | 7  | 280  | 12.5 | 0  | 0.48  | 1.6  |
| 35   | R/C | 13,9        | Todd Harvey         | 301 | 34  | 49  | 83  | 28  | 335  | 3  | 0  | 3  | 306  | 11.1 | 0  | 0.28  | 1.0  |
| 36   | D   | 4           | Kyle McLaren        | 302 | 12  | 71  | 83  | 19  | 301  | 1  | 1  | 1  | 259  | 4.6  | 0  | 0.27  | 0.9  |
| 37   | C   | 7           | Igor Larionov       | 97  | 23  | 59  | 82  | 11  | 54   | 4  | 2  | 3  | 146  | 15.8 | 1  | 0.85  | 1.5  |
| 38   | C   | 15          | Craig Janney        | 98  | 18  | 64  | 82  | -39 | 36   | 7  | 0  | 2  | 109  | 16.5 | 0  | 0.84  | 1.1  |
| 39   | R   | 16          | Devin Setoguchi     | 125 | 42  | 40  | 82  | 22  | 33   | 14 | 0  | 5  | 351  | 12.0 | 0  | 0.66  | 2.8  |
| 40   | R   | 36          | Jeff Odgers         | 334 | 48  | 34  | 82  | -72 | 1001 | 13 | 0  | 2  | 368  | 13.0 | 2  | 0.25  | 1.1  |
| 41   | R   | 26,46       | Steve Bernier       | 160 | 42  | 39  | 81  | 7   | 126  | 12 | 1  | 5  | 275  | 15.3 | 0  | 0.51  | 1.7  |
| 42   | R   | 37          | Rob Gaudreau        | 143 | 38  | 40  | 78  | -28 | 46   | 11 | 2  | 5  | 342  | 11.1 | 0  | 0.55  | 2.4  |
| 43   | R   | 25          | Mike Grier          | 221 | 35  | 43  | 78  | -5  | 92   | 3  | 7  | 7  | 365  | 9.6  | 0  | 0.35  | 1.7  |
| 44   | D   | 44          | Marc-Edouard Vlasic | 245 | 11  | 65  | 76  | 16  | 84   | 6  | 0  | 1  | 242  | 4.5  | 0  | 0.31  | 1.0  |
| 45   | C   | 9           | Bernie Nicholls     | 135 | 18  | 57  | 75  | -29 | 93   | 5  | 1  | 0  | 229  | 7.9  | 1  | 0.56  | 1.7  |
| 46   | C/L | 25,47       | Viktor Kozlov       | 174 | 29  | 40  | 69  | -38 | 50   | 7  | 0  | 4  | 365  | 7.9  | 0  | 0.40  | 2.1  |
| 47   | D   | 41          | Tom Pederson        | 225 | 19  | 47  | 66  | -36 | 133  | 6  | 0  | 4  | 405  | 4.7  | 3  | 0.29  | 1.8  |
| 48   | C   | 16          | Mark Smith          | 323 | 22  | 44  | 66  | -4  | 398  | 4  | 1  | 2  | 316  | 7.0  | 0  | 0.20  | 1.0  |
| 49   | D   | 27          | Bryan Marchment     | 334 | 13  | 53  | 66  | 33  | 706  | 0  | 1  | 3  | 320  | 4.1  | 1  | 0.20  | 1.0  |
| 50   | D   | 2           | Bill Houlder        | 158 | 16  | 48  | 64  | 21  | 88   | 11 | 0  | 7  | 217  | 7.4  | 0  | 0.41  | 1.4  |
| 51   | D   | 25,18       | Matthew Carle       | 151 | 16  | 47  | 63  | -1  | 70   | 12 | 0  | 3  | 185  | 8.6  | 0  | 0.42  | 1.2  |
| 52   | D   | 42          | Tom Preissing       | 143 | 13  | 49  | 62  | 25  | 38   | 4  | 0  | 3  | 220  | 5.9  | 1  | 0.43  | 1.5  |
| 53   | C   | 13          | Jamie Baker         | 186 | 35  | 27  | 62  | -23 | 139  | 2  | 7  | 2  | 246  | 14.2 | 0  | 0.33  | 1.3  |
| 54   | D   | 22          | Dan Boyle           | 77  | 16  | 41  | 57  | 6   | 52   | 8  | 0  | 4  | 213  | 7.5  | 0  | 0.74  | 2.8  |
| 55   | R   | 17          | Joe Murphy          | 86  | 30  | 27  | 57  | 11  | 87   | 9  | 0  | 2  | 205  | 14.6 | 1  | 0.66  | 2.4  |
| 56   | C   | 8,12        | Dean Evason         | 158 | 23  | 34  | 57  | -57 | 231  | 4  | 0  | 2  | 195  | 11.8 | 1  | 0.36  | 1.2  |
| 57   | L/R | 8,12        | Kevin Miller        | 89  | 28  | 27  | 55  | -8  | 54   | 3  | 3  | 4  | 187  | 15.0 | 2  | 0.62  | 2.1  |
| 58   | C   | 11          | Marcel Goc          | 265 | 20  | 34  | 54  | -30 | 76   | 2  | 1  | 3  | 383  | 5.2  | 0  | 0.20  | 1.4  |
| 59   | R   | 23          | Nicholas Dimitrakos | 134 | 19  | 34  | 53  | -1  | 83   | 5  | 0  | 4  | 216  | 8.8  | 1  | 0.40  | 1.6  |
| 60   | L   | 23,62       | Andrei Nazarov      | 169 | 23  | 28  | 51  | -24 | 490  | 3  | 0  | 2  | 221  | 10.4 | 0  | 0.30  | 1.3  |

# ALL-TIME SHARKS SCORING



| Rank       | POS      | NO           | PLAYER                 | GP         | G         | A         | PTS +/-      | PIM        | PP       | SH       | GW       | S          | PCTG       | GT       | PT/GM       | S/GM       |     |
|------------|----------|--------------|------------------------|------------|-----------|-----------|--------------|------------|----------|----------|----------|------------|------------|----------|-------------|------------|-----|
| 61         | D        | 4            | Jay More               | 287        | 12        | 38        | 50 -97       | 545        | 1        | 1        | 1        | 297        | 4.0        | 0        | 0.17        | 1.0        |     |
| 62         | R        | 9            | Adam Graves            | 163        | 26        | 23        | 49 -3        | 83         | 2        | 3        | 1        | 257        | 10.1       | 0        | 0.30        | 1.6        |     |
| 63         | D        | 3,5          | Doug Bodger            | 166        | 9         | 40        | 49 -32       | 146        | 3        | 0        | 2        | 231        | 3.9        | 0        | 0.30        | 1.4        |     |
| 64         | C        | 8,9,47       | Darren Turcotte        | 74         | 22        | 26        | 48           | 0          | 20       | 3        | 2        | 6          | 159        | 13.8     | 0           | 0.65       | 2.1 |
| 65         | D        | 24           | Doug Wilson            | 86         | 12        | 36        | 48 -66       | 66         | 5        | 0        | 0        | 233        | 5.2        | 1        | 0.56        | 2.7        |     |
| 66         | C        | 9            | Brian Lawton           | 80         | 17        | 30        | 47 -34       | 54         | 7        | 0        | 1        | 160        | 10.6       | 0        | 0.59        | 2.0        |     |
| 67         | R        | 26           | Ray Sheppard           | 51         | 27        | 19        | 46 -19       | 10         | 12       | 0        | 4        | 170        | 15.9       | 0        | 0.90        | 3.3        |     |
| 68         | L        | 19           | Brian Mullen           | 72         | 18        | 28        | 46 -14       | 66         | 5        | 3        | 1        | 168        | 10.7       | 0        | 0.64        | 2.3        |     |
| 69         | C        | 27           | Jeremy Roenick         | 111        | 18        | 28        | 46 -9        | 50         | 8        | 0        | 10       | 139        | 12.9       | 0        | 0.41        | 1.3        |     |
| <b>70</b>  | <b>D</b> | <b>4</b>     | <b>Robert Blake</b>    | <b>73</b>  | <b>10</b> | <b>35</b> | <b>45 15</b> | <b>110</b> | <b>6</b> | <b>0</b> | <b>1</b> | <b>198</b> | <b>5.1</b> | <b>0</b> | <b>0.62</b> | <b>2.7</b> |     |
| 71         | C/L      | 22, 32       | Murray Craven          | 129        | 16        | 29        | 45 -1        | 47         | 2        | 4        | 4        | 180        | 8.9        | 0        | 0.35        | 1.4        |     |
| 72         | C        | 34           | Patrick Rissmiller     | 180        | 18        | 27        | 45 -6        | 60         | 2        | 0        | 3        | 247        | 7.3        | 0        | 0.25        | 1.4        |     |
| 73         | L/R      | 15           | David Bruce            | 79         | 24        | 19        | 43 -36       | 79         | 12       | 1        | 1        | 178        | 13.5       | 0        | 0.54        | 2.3        |     |
| 74         | D        | 52           | Craig Rivet            | 91         | 6         | 37        | 43 11        | 116        | 2        | 0        | 0        | 136        | 4.4        | 0        | 0.47        | 1.5        |     |
| 75         | L        | 12,22        | Bob Errey              | 107        | 17        | 26        | 43 -9        | 173        | 5        | 0        | 2        | 146        | 11.6       | 0        | 0.40        | 1.4        |     |
| 76         | D        | 23           | Todd Gill              | 143        | 8         | 34        | 42 -33       | 132        | 4        | 0        | 1        | 201        | 4.0        | 0        | 0.29        | 1.4        |     |
| 77         | R        | 42           | Shean Donovan          | 181        | 25        | 17        | 42 -38       | 109        | 0        | 2        | 2        | 225        | 11.1       | 0        | 0.23        | 1.2        |     |
| 78         | L/R      | 18           | Chris Tancill          | 96         | 14        | 27        | 41 -16       | 38         | 1        | 2        | 0        | 152        | 9.2        | 0        | 0.43        | 1.6        |     |
| 79         | C        | 12           | Ron Sutter             | 272        | 15        | 26        | 41 -21       | 161        | 1        | 3        | 4        | 270        | 5.6        | 0        | 0.15        | 1.0        |     |
| 80         | D        | 3,41         | David Williams         | 96         | 4         | 36        | 40 -40       | 89         | 3        | 0        | 1        | 151        | 2.6        | 0        | 0.42        | 1.6        |     |
| 81         | C        | 15           | Wayne Primeau          | 100        | 15        | 24        | 39 0         | 107        | 1        | 2        | 2        | 190        | 7.9        | 0        | 0.39        | 1.9        |     |
| 82         | L        | 11           | Gaetan Duchesne        | 117        | 14        | 25        | 39 2         | 44         | 0        | 1        | 3        | 169        | 8.3        | 0        | 0.33        | 1.4        |     |
| 83         | C        | 32,47        | Mike Sullivan          | 171        | 16        | 21        | 37 -63       | 49         | 1        | 4        | 2        | 188        | 8.5        | 0        | 0.22        | 1.1        |     |
| 84         | D        | 38           | Michal Sykora          | 152        | 7         | 29        | 36 -12       | 137        | 2        | 0        | 0        | 147        | 4.8        | 0        | 0.24        | 1.0        |     |
| 85         | C        | 37           | Curtis Brown           | 123        | 15        | 18        | 33 3         | 72         | 0        | 2        | 3        | 143        | 10.5       | 0        | 0.27        | 1.2        |     |
| 86         | R        | 15           | John MacLean           | 51         | 13        | 19        | 32 0         | 28         | 5        | 0        | 2        | 139        | 9.4        | 1        | 0.63        | 2.7        |     |
| 87         | C        | 33           | Dale Craigwell         | 98         | 11        | 18        | 29 -20       | 28         | 4        | 1        | 2        | 80         | 13.8       | 0        | 0.30        | 0.8        |     |
| 88         | R        | 28,44        | Matt Bradley           | 121        | 12        | 17        | 29 21        | 99         | 0        | 0        | 2        | 100        | 12.0       | 0        | 0.24        | 0.8        |     |
| 89         | D        | 33           | Marty McSorley         | 113        | 6         | 22        | 28 4         | 326        | 0        | 1        | 1        | 120        | 5.0        | 1        | 0.25        | 1.1        |     |
| 90         | L        | 15,26        | Dave Lowry             | 143        | 11        | 17        | 28 -4        | 93         | 2        | 0        | 1        | 130        | 8.5        | 1        | 0.20        | 0.9        |     |
| 91         | C/L      | 17           | Stephen Guolla         | 64         | 16        | 11        | 27 -9        | 20         | 2        | 0        | 2        | 112        | 14.3       | 1        | 0.42        | 1.8        |     |
| 92         | D        | 5,45         | Neil Wilkinson         | 119        | 5         | 22        | 27 -61       | 203        | 1        | 1        | 0        | 146        | 3.4        | 0        | 0.23        | 1.2        |     |
| 93         | C        | 16           | Perry Berezan          | 94         | 15        | 11        | 26 -44       | 58         | 5        | 2        | 2        | 149        | 10.1       | 0        | 0.28        | 1.6        |     |
| 94         | R        | 22           | Ronnie Stern           | 145        | 11        | 14        | 25 -12       | 309        | 1        | 0        | 2        | 157        | 7.0        | 0        | 0.17        | 1.1        |     |
| 95         | D        | 43           | Al Iafate              | 59         | 8         | 16        | 24 -11       | 119        | 5        | 0        | 0        | 128        | 6.3        | 0        | 0.41        | 2.2        |     |
| 96         | D        | 5            | Jeff Jilson            | 74         | 5         | 19        | 24 -5        | 38         | 3        | 0        | 2        | 69         | 7.2        | 0        | 0.32        | 0.9        |     |
| 97         | D        | 21           | Jim Fahey              | 79         | 1         | 23        | 24 -16       | 65         | 0        | 0        | 0        | 107        | 0.9        | 0        | 0.30        | 1.4        |     |
| 98         | C        | 37, 55       | Grant Stevenson        | 47         | 10        | 12        | 22 -7        | 14         | 5        | 0        | 2        | 67         | 14.9       | 0        | 0.47        | 1.4        |     |
| 99         | R        | 7            | Wayne Presley          | 47         | 8         | 14        | 22 -29       | 76         | 3        | 0        | 0        | 114        | 7.0        | 0        | 0.47        | 2.4        |     |
| 100        | D        | 26,44        | Vlastimil Kroupa       | 103        | 4         | 18        | 22 -47       | 66         | 2        | 0        | 1        | 55         | 7.3        | 0        | 0.21        | 0.5        |     |
| 101        | L        | 7            | Mark Bell              | 71         | 11        | 10        | 21 -9        | 83         | 3        | 0        | 2        | 116        | 9.5        | 0        | 0.30        | 1.6        |     |
| <b>102</b> | <b>D</b> | <b>41, 3</b> | <b>Douglas Murray</b>  | <b>210</b> | <b>1</b>  | <b>20</b> | <b>21 29</b> | <b>194</b> | <b>0</b> | <b>0</b> | <b>0</b> | <b>143</b> | <b>0.7</b> | <b>0</b> | <b>0.10</b> | <b>0.7</b> |     |
| 103        | R        | 39           | Ed Courtenay           | 44         | 7         | 13        | 20 -21       | 10         | 2        | 0        | 1        | 63         | 11.1       | 0        | 0.45        | 1.4        |     |
| <b>104</b> | <b>C</b> | <b>17</b>    | <b>Torrey Mitchell</b> | <b>82</b>  | <b>10</b> | <b>10</b> | <b>20 -3</b> | <b>50</b>  | <b>1</b> | <b>2</b> | <b>0</b> | <b>110</b> | <b>9.1</b> | <b>0</b> | <b>0.24</b> | <b>1.3</b> |     |
| 105        | D        | 51           | Brian Campbell         | 20         | 3         | 16        | 19 9         | 8          | 2        | 0        | 0        | 40         | 7.5        | 0        | 0.95        | 2.0        |     |
| 106        | D        | 19           | Doug Zmolek            | 152        | 5         | 14        | 19 -59       | 351        | 2        | 0        | 0        | 123        | 4.1        | 0        | 0.13        | 0.8        |     |
| 107        | D        | 2            | Rob Zettler            | 196        | 1         | 18        | 19 -80       | 314        | 0        | 0        | 0        | 160        | 0.6        | 0        | 0.10        | 0.8        |     |
| 108        | L        | 7,37         | Ville Peltonen         | 59         | 4         | 14        | 18 -15       | 14         | 1        | 0        | 0        | 93         | 4.3        | 0        | 0.31        | 1.6        |     |
| 109        | D        | 4            | Greg Hawgood           | 63         | 6         | 12        | 18 -22       | 69         | 3        | 0        | 0        | 83         | 7.2        | 1        | 0.29        | 1.3        |     |
| 110        | C/L      | 45,16        | Dody Wood              | 106        | 8         | 10        | 18 -11       | 471        | 0        | 1        | 0        | 95         | 8.4        | 0        | 0.17        | 0.9        |     |
| 111        | D        | 47,34        | Yves Racine            | 32         | 1         | 16        | 17 -3        | 28         | 0        | 0        | 0        | 35         | 2.9        | 0        | 0.53        | 1.1        |     |
| 112        | D        | 38           | Pat MacLeod            | 50         | 5         | 12        | 17 -51       | 14         | 3        | 0        | 0        | 97         | 5.2        | 0        | 0.34        | 1.9        |     |
| 113        | D        | 20, 4        | Andrei Zyuzin          | 81         | 9         | 8         | 17 13        | 104        | 4        | 0        | 2        | 116        | 7.8        | 0        | 0.21        | 1.4        |     |
| 114        | D        | 3            | Daniel McGillis        | 37         | 3         | 13        | 16 -6        | 30         | 2        | 0        | 0        | 71         | 4.2        | 1        | 0.43        | 1.9        |     |
| 115        | L/C      | 14           | Steve Bozek            | 58         | 8         | 8         | 16 -30       | 27         | 2        | 0        | 0        | 105        | 7.6        | 0        | 0.28        | 1.8        |     |
| 116        | L        | 20           | John Carter            | 59         | 7         | 9         | 16 -27       | 81         | 0        | 1        | 0        | 115        | 6.1        | 0        | 0.27        | 1.9        |     |
| 117        | L        | 39           | Tomas Pfihal           | 89         | 7         | 9         | 16 0         | 26         | 0        | 1        | 1        | 123        | 5.7        | 0        | 0.18        | 1.4        |     |
| 118        | D        | 6            | Ken Hammond            | 46         | 5         | 10        | 15 -17       | 82         | 2        | 0        | 0        | 93         | 5.4        | 0        | 0.33        | 2.0        |     |
| 119        | L        | 22           | Paul Fenton            | 60         | 11        | 4         | 15 -39       | 33         | 3        | 2        | 1        | 96         | 11.5       | 0        | 0.25        | 1.6        |     |
| 120        | D        | 2            | Jim Kyle               | 75         | 3         | 12        | 15 -19       | 179        | 0        | 0        | 1        | 46         | 6.5        | 0        | 0.20        | 0.6        |     |

# ALL-TIME SHARKS SCORING

| Rank       | POS      | NO           | PLAYER                | GP         | G        | A        | PTS       | +/-       | PIM        | PP       | SH       | GW       | S         | PCTG        | GT       | PT/GM       | S/GM       |
|------------|----------|--------------|-----------------------|------------|----------|----------|-----------|-----------|------------|----------|----------|----------|-----------|-------------|----------|-------------|------------|
| 121        | D        | 5,38         | Rob Davison           | 176        | 2        | 12       | 14        | 2         | 238        | 0        | 0        | 0        | 108       | 1.9         | 0        | 0.08        | 0.6        |
| 122        | L        | 28,7         | Shawn Burr            | 60         | 6        | 7        | 13        | -1        | 79         | 0        | 0        | 0        | 85        | 7.1         | 0        | 0.22        | 1.4        |
| 123        | C        | 10           | Tony Hrkac            | 22         | 2        | 10       | 12        | -2        | 4          | 0        | 0        | 0        | 31        | 6.5         | 0        | 0.55        | 1.4        |
| 124        | C        | 8            | Jarrod Skalde         | 39         | 5        | 7        | 12        | -8        | 18         | 0        | 0        | 0        | 47        | 10.6        | 1        | 0.31        | 1.2        |
| 125        | D        | 23           | Link Gaetz            | 48         | 6        | 6        | 12        | -27       | 326        | 3        | 0        | 0        | 73        | 8.2         | 0        | 0.25        | 1.5        |
| 126        | L        | 27           | Perry Anderson        | 48         | 4        | 8        | 12        | -17       | 143        | 0        | 0        | 0        | 57        | 7.0         | 0        | 0.25        | 1.2        |
| 127        | D        | 21           | Alexei Semenov        | 69         | 2        | 10       | 12        | -5        | 93         | 1        | 0        | 0        | 51        | 3.9         | 0        | 0.17        | 0.7        |
| 128        | D        | 3            | Bob Rouse             | 96         | 0        | 12       | 12        | -3        | 63         | 0        | 0        | 0        | 95        | 0.0         | 0        | 0.13        | 1.0        |
| 129        | R        | 91,43        | Jan Caloun            | 13         | 8        | 3        | 11        | 2         | 0          | 2        | 0        | 0        | 23        | 34.8        | 0        | 0.85        | 1.8        |
| 130        | R        | 24           | Josh Langfeld         | 39         | 2        | 9        | 11        | 4         | 16         | 0        | 1        | 0        | 53        | 3.8         | 0        | 0.28        | 1.4        |
| <b>131</b> | <b>L</b> | <b>45</b>    | <b>Jody Shelley</b>   | <b>101</b> | <b>3</b> | <b>8</b> | <b>11</b> | <b>-8</b> | <b>207</b> | <b>0</b> | <b>0</b> | <b>1</b> | <b>75</b> | <b>4.0</b>  | <b>0</b> | <b>0.11</b> | <b>0.7</b> |
| 132        | L        | 11,21        | Yvon Corriveau        | 20         | 3        | 7        | 10        | -7        | 0          | 1        | 0        | 0        | 32        | 9.4         | 0        | 0.50        | 1.6        |
| 133        | L        | 28           | J.F. Quintin          | 22         | 5        | 5        | 10        | -2        | 4          | 0        | 0        | 0        | 24        | 20.8        | 0        | 0.45        | 1.1        |
| 134        | L        | 18           | Mark Pederson         | 27         | 7        | 3        | 10        | -20       | 22         | 1        | 0        | 0        | 42        | 16.7        | 0        | 0.37        | 1.6        |
| 135        | L        | 18           | Dave Snuggerud        | 36         | 4        | 6        | 10        | -15       | 18         | 0        | 1        | 1        | 70        | 5.7         | 0        | 0.28        | 1.9        |
| 136        | D        | 23           | Shawn Heins           | 81         | 3        | 7        | 10        | 0         | 105        | 2        | 0        | 0        | 80        | 3.8         | 0        | 0.12        | 1.0        |
| 137        | D        | 6            | Josh Gorges           | 96         | 1        | 9        | 10        | 2         | 57         | 0        | 0        | 0        | 62        | 1.6         | 0        | 0.10        | 0.6        |
| <b>138</b> | <b>G</b> | <b>20,35</b> | <b>Evgeni Nabokov</b> | <b>492</b> | <b>1</b> | <b>9</b> | <b>10</b> | <b>0</b>  | <b>94</b>  | <b>1</b> | <b>0</b> | <b>0</b> | <b>2</b>  | <b>50.0</b> | <b>0</b> | <b>0.02</b> | <b>0.0</b> |
| 139        | R        | 13           | Bill Guerin           | 16         | 8        | 1        | 9         | 2         | 14         | 2        | 0        | 1        | 36        | 22.2        | 0        | 0.56        | 2.3        |
| 140        | L        | 15           | Ville Nieminen        | 52         | 4        | 5        | 9         | -10       | 24         | 0        | 1        | 0        | 71        | 5.6         | 0        | 0.17        | 1.4        |
| 141        | L        | 8            | Larry DePalma         | 20         | 2        | 6        | 8         | -14       | 41         | 1        | 0        | 0        | 29        | 6.9         | 0        | 0.40        | 1.5        |
| 142        | C        | 27           | Hubie McDonough       | 30         | 6        | 2        | 8         | -21       | 6          | 2        | 0        | 0        | 41        | 14.6        | 0        | 0.27        | 1.4        |
| 143        | D        | 37           | Brad Lukowich         | 58         | 0        | 8        | 8         | 5         | 12         | 0        | 0        | 0        | 43        | 0.0         | 0        | 0.14        | 0.7        |
| 144        | L        | 42,50        | Jaroslav Otevrel      | 16         | 3        | 4        | 7         | -11       | 2          | 1        | 0        | 0        | 15        | 20.0        | 0        | 0.44        | 0.9        |
| 145        | C        | 26           | Petri Skriko          | 17         | 4        | 3        | 7         | -8        | 6          | 2        | 1        | 0        | 35        | 11.4        | 0        | 0.41        | 2.1        |
| 146        | C        | 26           | Jim Montgomery        | 28         | 1        | 6        | 7         | -1        | 19         | 1        | 0        | 0        | 17        | 5.9         | 0        | 0.25        | 0.6        |
| 147        | L        | 25,42        | Dave Maley            | 62         | 1        | 6        | 7         | -26       | 156        | 1        | 0        | 0        | 52        | 1.9         | 0        | 0.11        | 0.8        |
| 148        | C        | 15,48        | Alexei Yegorov        | 11         | 3        | 3        | 6         | -4        | 2          | 2        | 0        | 0        | 10        | 30.0        | 0        | 0.55        | 0.9        |
| <b>149</b> | <b>L</b> | <b>64</b>    | <b>Jamie McGinn</b>   | <b>35</b>  | <b>4</b> | <b>2</b> | <b>6</b>  | <b>-6</b> | <b>2</b>   | <b>1</b> | <b>0</b> | <b>1</b> | <b>27</b> | <b>14.8</b> | <b>0</b> | <b>0.17</b> | <b>0.8</b> |
| 150        | D        | 3            | Ilya Byrkin           | 13         | 0        | 5        | 5         | -9        | 14         | 0        | 0        | 0        | 19        | 0.0         | 0        | 0.38        | 1.5        |
| 151        | R        | 22           | Lyndon Byers          | 18         | 4        | 1        | 5         | -2        | 122        | 0        | 0        | 0        | 18        | 22.2        | 0        | 0.28        | 1.0        |
| 152        | LW       | 24           | Travis Moen           | 19         | 3        | 2        | 5         | -1        | 14         | 0        | 1        | 1        | 24        | 12.5        | 0        | 0.26        | 1.3        |
| 153        | D        | 21           | Peter Ahola           | 20         | 2        | 3        | 5         | -6        | 16         | 0        | 0        | 0        | 32        | 6.3         | 0        | 0.25        | 1.6        |
| 154        | R        | 26           | Robin Bawa            | 42         | 5        | 0        | 5         | -25       | 47         | 0        | 0        | 1        | 25        | 20.0        | 1        | 0.12        | 0.6        |
| 155        | G        | 30           | Chris Terreri         | 68         | 0        | 5        | 5         | 0         | 4          | 0        | 0        | 0        | 0         | 0.0         | 0        | 0.07        | 0.0        |
| 156        | R        | 27           | Scott Parker          | 71         | 2        | 3        | 5         | 3         | 161        | 0        | 0        | 0        | 29        | 6.9         | 0        | 0.07        | 0.4        |
| 157        | D        | 42           | Andy Sutton           | 71         | 1        | 4        | 5         | -9        | 145        | 0        | 0        | 0        | 53        | 1.9         | 0        | 0.07        | 0.7        |
| 158        | G        | 29,35        | Vesa Toskala          | 115        | 0        | 5        | 5         | 0         | 6          | 0        | 0        | 0        | 0         | 0.0         | 0        | 0.04        | 0.0        |
| 159        | C        | 20           | Kip Miller            | 11         | 2        | 2        | 4         | -1        | 6          | 0        | 0        | 0        | 21        | 9.5         | 0        | 0.36        | 1.9        |
| 160        | L        | 37           | Don Barber            | 12         | 1        | 3        | 4         | -7        | 2          | 0        | 0        | 0        | 17        | 5.9         | 0        | 0.33        | 1.4        |
| 161        | L        | 43           | Lukas Kaspar          | 16         | 2        | 2        | 4         | -2        | 8          | 0        | 0        | 1        | 19        | 10.5        | 0        | 0.25        | 1.2        |
| 162        | L        | 12           | Bill Lindsay          | 16         | 0        | 4        | 4         | 2         | 29         | 0        | 0        | 0        | 14        | 0.0         | 0        | 0.25        | 0.9        |
| 163        | C        | 9            | V. Butsayev           | 18         | 2        | 2        | 4         | -4        | 10         | 0        | 0        | 0        | 12        | 16.7        | 0        | 0.22        | 0.7        |
| 164        | L        | 44           | Michel Picard         | 25         | 4        | 0        | 4         | -17       | 24         | 2        | 0        | 0        | 32        | 12.5        | 0        | 0.16        | 1.3        |
| 165        | R        | 21           | Dave Brown            | 37         | 3        | 1        | 4         | 4         | 46         | 0        | 0        | 0        | 8         | 37.5        | 0        | 0.11        | 0.2        |
| 166        | R        | 19           | Tim Hunter            | 46         | 0        | 4        | 4         | 0         | 135        | 0        | 0        | 0        | 13        | 0.0         | 0        | 0.09        | 0.3        |
| 167        | D        | 25           | Bob McGill            | 62         | 3        | 1        | 4         | -34       | 70         | 0        | 1        | 1        | 56        | 5.4         | 1        | 0.06        | 0.9        |
| 168        | D        | 44           | Shawn Cronin          | 63         | 0        | 4        | 4         | 2         | 137        | 0        | 0        | 0        | 26        | 0.0         | 0        | 0.06        | 0.4        |
| 169        | D        | 7            | Richard Brennan       | 11         | 1        | 2        | 3         | -4        | 2          | 1        | 0        | 0        | 24        | 4.2         | 0        | 0.27        | 2.2        |
| 170        | R        | 46,32        | Miroslav Zalesak      | 12         | 1        | 2        | 3         | -3        | 0          | 0        | 0        | 0        | 11        | 9.1         | 0        | 0.25        | 0.9        |
| 171        | C        | 9            | Jon Morris            | 13         | 0        | 3        | 3         | -10       | 6          | 0        | 0        | 0        | 11        | 0.0         | 0        | 0.23        | 0.8        |
| 172        | C        | 47           | Tom Cavanagh          | 18         | 1        | 2        | 3         | -1        | 4          | 0        | 0        | 0        | 9         | 11.1        | 0        | 0.17        | 0.5        |
| 173        | L        | 26           | Lynn Loyns            | 21         | 3        | 0        | 3         | -5        | 19         | 0        | 0        | 0        | 12        | 25.0        | 0        | 0.14        | 0.6        |
| <b>174</b> | <b>R</b> | <b>59</b>    | <b>Brad Staubitz</b>  | <b>35</b>  | <b>1</b> | <b>2</b> | <b>3</b>  | <b>0</b>  | <b>76</b>  | <b>0</b> | <b>0</b> | <b>1</b> | <b>22</b> | <b>4.5</b>  | <b>0</b> | <b>0.09</b> | <b>0.6</b> |
| 175        | G        | 30           | Jeff Hackett          | 78         | 0        | 3        | 3         | 0         | 12         | 0        | 0        | 0        | 0         | 0.0         | 0        | 0.04        | 0.0        |
| 176        | G        | 32           | Arturs Irbe           | 183        | 0        | 3        | 3         | 0         | 34         | 0        | 0        | 0        | 0         | 0.0         | 0        | 0.02        | 0.0        |
| 177        | D        | 13           | Rick Lessard          | 8          | 0        | 2        | 2         | -4        | 16         | 0        | 0        | 0        | 4         | 0.0         | 0        | 0.25        | 0.5        |
| 178        | L        | 21           | Craig Coxie           | 10         | 2        | 0        | 2         | -4        | 19         | 0        | 0        | 0        | 11        | 18.2        | 0        | 0.20        | 1.1        |
| 179        | D        | 29           | Dean Kolstad          | 10         | 0        | 2        | 2         | -9        | 12         | 0        | 0        | 0        | 22        | 0.0         | 0        | 0.20        | 2.2        |
| 180        | D        | 6            | Jason Marshall        | 12         | 0        | 2        | 2         | -2        | 8          | 0        | 0        | 0        | 14        | 0.0         | 0        | 0.17        | 1.2        |



# ALL-TIME SHARKS SCORING



| Rank          | POS      | NO        | PLAYER               | GP          | G           | A            | PTS          | +/-         | PIM        | PP         | SH           | GW          | S         | PCTG       | GT       | PT/GM       | S/GM       |  |
|---------------|----------|-----------|----------------------|-------------|-------------|--------------|--------------|-------------|------------|------------|--------------|-------------|-----------|------------|----------|-------------|------------|--|
| 181           | D        | 2         | Bobby Dollas         | 16          | 1           | 1            | 2            | 4           | 14         | 0          | 0            | 0           | 5         | 20.0       | 0        | 0.13        | 0.3        |  |
| 182           | D        | 18,5      | Mike Lalor           | 23          | 0           | 2            | 2            | -5          | 8          | 0          | 0            | 0           | 19        | 0.0        | 0        | 0.09        | 0.8        |  |
| 183           | R        | 33        | Branitt Myhres       | 43          | 1           | 1            | 2            | -2          | 213        | 0          | 0            | 0           | 9         | 11.1       | 0        | 0.05        | 0.2        |  |
| 184           | R        | 36        | Todd Even            | 51          | 0           | 2            | 2            | -5          | 162        | 0          | 0            | 0           | 22        | 0.0        | 0        | 0.04        | 0.4        |  |
| 185           | G        | 29        | Mike Vernon          | 111         | 0           | 2            | 2            | 0           | 32         | 0          | 0            | 0           | 0         | 0.0        | 0        | 0.02        | 0.0        |  |
| 186           | G        | 31        | Steve Shields        | 125         | 0           | 2            | 2            | 0           | 37         | 0          | 0            | 0           | 0         | 0.0        | 0        | 0.02        | 0.0        |  |
| 187           | D        | 43        | Matt Carkner         | 1           | 0           | 1            | 1            | 0           | 2          | 0          | 0            | 0           | 0         | 0.0        | 0        | 1.00        | 0.0        |  |
| 188           | D        | 5         | Jason Widmer         | 2           | 0           | 1            | 1            | 1           | 0          | 0          | 0            | 0           | 0         | 0.0        | 0        | 0.50        | 0.0        |  |
| 189           | C        | 16        | Mark Pavelich        | 2           | 0           | 1            | 1            | -2          | 4          | 0          | 0            | 0           | 0         | 0.0        | 0        | 0.50        | 0.0        |  |
| 190           | C        | 9         | Gary Emmons          | 3           | 1           | 0            | 1            | -4          | 0          | 1          | 0            | 0           | 6         | 16.7       | 0        | 0.33        | 2.0        |  |
| 191           | L        | 16        | Alex Hicks           | 4           | 0           | 1            | 1            | -1          | 4          | 0          | 0            | 0           | 4         | 0.0        | 0        | 0.25        | 1.0        |  |
| 192           | C        | 27        | Dave Capuano         | 4           | 0           | 1            | 1            | -5          | 0          | 0          | 0            | 0           | 5         | 0.0        | 0        | 0.25        | 1.3        |  |
| 193           | C        | 40        | Mark Beaufait        | 5           | 1           | 0            | 1            | -1          | 0          | 0          | 0            | 0           | 3         | 33.3       | 0        | 0.20        | 0.6        |  |
| 194           | L        | 44        | Kevin Evans          | 5           | 0           | 1            | 1            | 0           | 25         | 0          | 0            | 0           | 4         | 0.0        | 0        | 0.20        | 0.8        |  |
| 195           | D        | 3         | Steve Bancroft       | 5           | 0           | 1            | 1            | -2          | 2          | 0          | 0            | 0           | 5         | 0.0        | 0        | 0.20        | 1.0        |  |
| 196           | C        | 43        | Jeff McLean          | 6           | 1           | 0            | 1            | 1           | 0          | 0          | 0            | 0           | 5         | 20.0       | 0        | 0.17        | 0.8        |  |
| 197           | C        | 41        | Ryan Kraft           | 7           | 0           | 1            | 1            | 2           | 0          | 0          | 0            | 0           | 1         | 0.0        | 0        | 0.14        | 0.1        |  |
| 198           | L        | 22        | Mike McHugh          | 8           | 1           | 0            | 1            | -3          | 14         | 0          | 0            | 0           | 5         | 20.0       | 0        | 0.13        | 0.6        |  |
| 199           | L        | 24        | Barry Potomski       | 9           | 0           | 1            | 1            | 1           | 30         | 0          | 0            | 0           | 4         | 0.0        | 0        | 0.11        | 0.4        |  |
| 200           | D        | 34        | Mike Colman          | 15          | 0           | 1            | 1            | -8          | 32         | 0          | 0            | 0           | 7         | 0.0        | 0        | 0.07        | 0.5        |  |
| 201           | D        | 45        | Claudio Scremin      | 17          | 0           | 1            | 1            | -5          | 29         | 0          | 0            | 0           | 22        | 0.0        | 0        | 0.06        | 1.3        |  |
| 202           | R        | 32        | Claude Lemieux       | 18          | 0           | 1            | 1            | -5          | 21         | 0          | 0            | 0           | 17        | 0.0        | 0        | 0.06        | 0.9        |  |
| 203           | G        | 1         | Brian Hayward        | 25          | 0           | 1            | 1            | 0           | 16         | 0          | 0            | 0           | 0         | 0.0        | 0        | 0.04        | 0.0        |  |
| 204           | G        | 35        | Jarmo Myllys         | 27          | 0           | 1            | 1            | 0           | 2          | 0          | 0            | 0           | 0         | 0.0        | 0        | 0.04        | 0.0        |  |
| 206           | G        | 31        | Wade Flaherty        | 53          | 0           | 1            | 1            | 0           | 0          | 0          | 0            | 0           | 0         | 0.0        | 0        | 0.02        | 0.0        |  |
| <b>207</b>    | <b>D</b> | <b>40</b> | <b>Kent Huskins</b>  | <b>0</b>    | <b>0</b>    | <b>0</b>     | <b>0</b>     | <b>0</b>    | <b>0</b>   | <b>0</b>   | <b>0</b>     | <b>0</b>    | <b>0</b>  | <b>0.0</b> | <b>0</b> | <b>0.00</b> | <b>0.0</b> |  |
| 208           | G        | 30        | Jason Muzzatti       | 1           | 0           | 0            | 0            | 0           | 0          | 0          | 0            | 0           | 0         | 0.0        | 0        | 0.00        | 0.0        |  |
| 209           | R        | 26        | Peter Lappin         | 1           | 0           | 0            | 0            | 0           | 0          | 0          | 0            | 0           | 2         | 0.0        | 0        | 0.00        | 2.0        |  |
| 210           | L        | 28        | Paul Kruse           | 1           | 0           | 0            | 0            | 0           | 5          | 0          | 0            | 0           | 0         | 0.0        | 0        | 0.00        | 0.0        |  |
| 211           | R        | 46        | Mike Igguiden        | 1           | 0           | 0            | 0            | -1          | 0          | 0          | 0            | 0           | 1         | 0.0        | 0        | 0.00        | 1.0        |  |
| 212           | G        | 30        | Sean Gauthier        | 1           | 0           | 0            | 0            | 0           | 0          | 0          | 0            | 0           | 0         | 0.0        | 0        | 0.00        | 0.0        |  |
| 213           | C        | 24        | Brad Boyes           | 1           | 0           | 0            | 0            | -2          | 2          | 0          | 0            | 0           | 0         | 0.0        | 0        | 0.00        | 0.0        |  |
| 214           | D        | 28        | Sergei Bautin        | 1           | 0           | 0            | 0            | -1          | 2          | 0          | 0            | 0           | 0         | 0.0        | 0        | 0.00        | 0.0        |  |
| 215           | R        | 7,40      | Mikhail Kravets      | 2           | 0           | 0            | 0            | -1          | 0          | 0          | 0            | 0           | 2         | 0.0        | 0        | 0.00        | 1.0        |  |
| 216           | C        | 28        | Iain Fraser          | 2           | 0           | 0            | 0            | -1          | 2          | 0          | 0            | 0           | 0         | 0.0        | 0        | 0.00        | 0.0        |  |
| 217           | R        | 49        | Mathieu Darche       | 2           | 0           | 0            | 0            | 0           | 0          | 0          | 0            | 0           | 3         | 0.0        | 0        | 0.00        | 1.5        |  |
| 218           | R        | 40        | Riley Armstrong      | 2           | 0           | 0            | 0            | -1          | 2          | 0          | 0            | 0           | 1         | 0.0        | 0        | 0.00        | 0.5        |  |
| 219           | G        | 30        | Dimitri Patzold      | 3           | 0           | 0            | 0            | 0           | 0          | 0          | 0            | 0           | 0         | 0.0        | 0        | 0.00        | 0.0        |  |
| 220           | R        | 25        | Mike Craig           | 3           | 0           | 0            | 0            | -1          | 2          | 0          | 0            | 0           | 3         | 0.0        | 0        | 0.00        | 1.0        |  |
| <b>221</b>    | <b>G</b> | <b>1</b>  | <b>Thomas Greiss</b> | <b>3</b>    | <b>0</b>    | <b>0</b>     | <b>0</b>     | <b>0</b>    | <b>0</b>   | <b>0</b>   | <b>0</b>     | <b>0</b>    | <b>0</b>  | <b>0.0</b> | <b>0</b> | <b>0.00</b> | <b>0.0</b> |  |
| 222           | C        | 49        | Chad Wiseman         | 4           | 0           | 0            | 0            | -2          | 4          | 0          | 0            | 0           | 1         | 0.0        | 0        | 0.00        | 0.3        |  |
| 223           | G        | 29        | Geoff Sarjeant       | 4           | 0           | 0            | 0            | 0           | 2          | 0          | 0            | 0           | 0         | 0.0        | 0        | 0.00        | 0.0        |  |
| 224           | R        | 28        | Mikael Samuelsson    | 4           | 0           | 0            | 0            | 0           | 0          | 0          | 0            | 0           | 3         | 0.0        | 0        | 0.00        | 0.8        |  |
| 225           | L        | 34        | Niklas Andersson     | 5           | 0           | 0            | 0            | -1          | 2          | 0          | 0            | 0           | 6         | 0.0        | 0        | 0.00        | 1.2        |  |
| 226           | R        | 50        | Hannes Hyvonen       | 6           | 0           | 0            | 0            | -2          | 0          | 0          | 0            | 0           | 4         | 0.0        | 0        | 0.00        | 0.7        |  |
| 227           | G        | 31        | Nolan Schaefer       | 7           | 0           | 0            | 0            | 0           | 2          | 0          | 0            | 0           | 0         | 0.0        | 0        | 0.00        | 0.0        |  |
| 228           | D        | 5         | Ken Sutton           | 8           | 0           | 0            | 0            | -4          | 15         | 0          | 0            | 0           | 7         | 0.0        | 0        | 0.00        | 0.9        |  |
| 229           | D        | 26        | Chris Lipuma         | 8           | 0           | 0            | 0            | -2          | 22         | 0          | 0            | 0           | 4         | 0.0        | 0        | 0.00        | 0.5        |  |
| <b>230</b>    | <b>C</b> | <b>53</b> | <b>Ryan Vesce</b>    | <b>10</b>   | <b>0</b>    | <b>0</b>     | <b>0</b>     | <b>-2</b>   | <b>4</b>   | <b>0</b>   | <b>0</b>     | <b>0</b>    | <b>11</b> | <b>0.0</b> | <b>0</b> | <b>0.00</b> | <b>1.1</b> |  |
| <b>231</b>    | <b>D</b> | <b>65</b> | <b>Derek Joslin</b>  | <b>12</b>   | <b>0</b>    | <b>0</b>     | <b>0</b>     | <b>-3</b>   | <b>6</b>   | <b>0</b>   | <b>0</b>     | <b>0</b>    | <b>9</b>  | <b>0.0</b> | <b>0</b> | <b>0.00</b> | <b>0.8</b> |  |
| 232           | D        | 4         | John Jakopin         | 12          | 0           | 0            | 0            | 0           | 11         | 0          | 0            | 0           | 3         | 0.0        | 0        | 0.00        | 0.3        |  |
| 233           | G        | 20        | Ed Belfour           | 13          | 0           | 0            | 0            | 0           | 8          | 0          | 0            | 0           | 0         | 0.0        | 0        | 0.00        | 0.0        |  |
| 234           | G        | 29        | Jimmy Waite          | 15          | 0           | 0            | 0            | 0           | 6          | 0          | 0            | 0           | 0         | 0.0        | 0        | 0.00        | 0.0        |  |
| 235           | D        | 53        | Jesse Fibiger        | 16          | 0           | 0            | 0            | -5          | 2          | 0          | 0            | 0           | 2         | 0.0        | 0        | 0.00        | 0.1        |  |
| 236           | G        | 33        | Brian Boucher        | 27          | 0           | 0            | 0            | 0           | 2          | 0          | 0            | 0           | 0         | 0.0        | 0        | 0.00        | 0.0        |  |
| 237           | G        | 37,34     | Miikka Kiprusoff     | 47          | 0           | 0            | 0            | 0           | 4          | 0          | 0            | 0           | 0         | 0.0        | 0        | 0.00        | 0.0        |  |
| 238           | G        | 32        | Kelly Hrudey         | 76          | 0           | 0            | 0            | 0           | 2          | 0          | 0            | 0           | 0         | 0.0        | 0        | 0.00        | 0.0        |  |
| <b>TOTALS</b> |          |           |                      | <b>3798</b> | <b>6411</b> | <b>10209</b> | <b>22528</b> | <b>1083</b> | <b>167</b> | <b>564</b> | <b>38073</b> | <b>10.0</b> | <b>67</b> |            |          |             |            |  |



## SHARKS ALL-TIME GOALTENDER STATISTICS

| NO.           | GOALTENDER            | GPI         | MINS         | AVG         | W          | L          | T          | EN         | SO        | GA          | SA           | SPCT.       | G        | A         | PIM        | DEC         |
|---------------|-----------------------|-------------|--------------|-------------|------------|------------|------------|------------|-----------|-------------|--------------|-------------|----------|-----------|------------|-------------|
| 30            | Sean Gauthier         | 1           | 3            | 0.00        | 0          | 0          | 0          | 0          | 0         | 0           | 2            | 1.000       | 0        | 0         | 0          | 0           |
| 31            | Nolan Schaefer        | 7           | 352          | 1.88        | 5          | 1          | 0          | 1          | 1         | 11          | 138          | .920        | 0        | 0         | 2          | 6           |
| 33            | Brian Boucher         | 27          | 1529         | 2.12        | 15         | 7          | 4          | 2          | 3         | 54          | 666          | .919        | 0        | 0         | 2          | 26          |
| 29, 35        | Vesa Toskala          | 115         | 6269         | 2.34        | 65         | 28         | 10         | 8          | 8         | 245         | 2842         | .914        | 0        | 5         | 6          | 103         |
| <b>20, 35</b> | <b>Evgeni Nabokov</b> | <b>492</b>  | <b>28298</b> | <b>2.38</b> | <b>249</b> | <b>162</b> | <b>56</b>  | <b>27</b>  | <b>47</b> | <b>1124</b> | <b>12589</b> | <b>.911</b> | <b>1</b> | <b>9</b>  | <b>94</b>  | <b>467</b>  |
| 29            | Mike Vernon           | 126         | 7167         | 2.39        | 52         | 49         | 19         | 5          | 9         | 285         | 2961         | .904        | 0        | 2         | 32         | 120         |
| 31            | Steve Shields         | 125         | 7094         | 2.44        | 48         | 49         | 21         | 5          | 10        | 289         | 3368         | .914        | 0        | 2         | 37         | 118         |
| 37, 34        | Miikka Kiprusoff      | 47          | 2390         | 2.84        | 14         | 21         | 3          | 4          | 3         | 113         | 1096         | .897        | 0        | 0         | 4          | 38          |
| 32            | Kelly Hrudey          | 76          | 3991         | 3.04        | 20         | 40         | 7          | 8          | 1         | 202         | 1863         | .892        | 0        | 0         | 2          | 67          |
| <b>1</b>      | <b>Thomas Greiss</b>  | <b>3</b>    | <b>129</b>   | <b>3.26</b> | <b>0</b>   | <b>1</b>   | <b>1</b>   | <b>0</b>   | <b>0</b>  | <b>7</b>    | <b>50</b>    | <b>.860</b> | <b>0</b> | <b>0</b>  | <b>0</b>   | <b>2</b>    |
| 30            | Chris Terreri         | 68          | 3716         | 3.39        | 19         | 39         | 4          | 14         | 0         | 210         | 1875         | .888        | 0        | 5         | 4          | 62          |
| 30, 20        | Ed Belfour            | 13          | 757          | 3.41        | 3          | 9          | 0          | 1          | 1         | 43          | 371          | .884        | 0        | 0         | 8          | 12          |
| 32            | Arturs Irbe           | 183         | 10286        | 3.47        | 57         | 91         | 26         | 12         | 8         | 595         | 5342         | .889        | 0        | 3         | 34         | 174         |
| 31            | Wade Flaherty         | 53          | 2586         | 4.29        | 10         | 26         | 2          | 4          | 1         | 185         | 1512         | .878        | 0        | 1         | 0          | 38          |
| 29            | Jimmy Waite           | 15          | 697          | 4.30        | 3          | 7          | 0          | 2          | 0         | 50          | 319          | .843        | 0        | 0         | 6          | 10          |
| 30            | Jason Muzzatti        | 1           | 27           | 4.44        | 0          | 0          | 0          | 0          | 0         | 2           | 13           | .846        | 0        | 0         | 0          | 0           |
| 30            | Jeff Hackett          | 78          | 4314         | 4.51        | 13         | 57         | 2          | 3          | 0         | 324         | 2586         | .875        | 0        | 3         | 12         | 72          |
| 29            | Geoff Sarjeant        | 4           | 171          | 4.91        | 0          | 2          | 1          | 1          | 0         | 14          | 87           | .839        | 0        | 0         | 2          | 3           |
| 35            | Jarmo Myllys          | 27          | 1374         | 5.02        | 3          | 18         | 1          | 6          | 0         | 115         | 862          | .867        | 0        | 1         | 2          | 22          |
| 1             | Brian Hayward         | 25          | 1235         | 5.39        | 3          | 18         | 1          | 0          | 0         | 111         | 736          | .849        | 0        | 1         | 16         | 22          |
| 30            | Dimitri Patzold       | 3           | 44           | 5.45        | 0          | 0          | 0          | 0          | 0         | 4           | 20           | .800        | 0        | 0         | 0          | 0           |
| <b>TOTALS</b> |                       | <b>1489</b> | <b>82429</b> | <b>2.90</b> | <b>579</b> | <b>625</b> | <b>158</b> | <b>103</b> | <b>92</b> | <b>3983</b> | <b>39298</b> | <b>.899</b> | <b>1</b> | <b>32</b> | <b>263</b> | <b>1362</b> |



Jimmy Waite

Active players on Sharks Roster in **bold****GAMES PLAYED**

|                           |            |
|---------------------------|------------|
| 1. <b>Patrick Marleau</b> | <b>871</b> |
| 2. Mike Rathje            | 671        |
| 3. Owen Nolan             | 568        |
| 4. Marco Sturm            | 553        |
| 5. Mike Ricci             | 529        |
| 6. Marcus Ragnarsson      | 519        |
| 7. Jeff Friesen           | 512        |
| 8. Scott Hannan           | 508        |
| 9. <b>Evgeni Nabokov</b>  | <b>492</b> |
| 10. Jonathan Cheechoo     | 440        |

**GOALS**

|                           |            |
|---------------------------|------------|
| 1. <b>Patrick Marleau</b> | <b>276</b> |
| 2. Owen Nolan             | 206        |
| 3. Jonathan Cheechoo      | 165        |
| 4. Jeff Friesen           | 149        |
| 5. Marco Sturm            | 128        |
| 6. Mike Ricci             | 101        |
| 7. <b>Joe Thornton</b>    | <b>96</b>  |
| 8. Vincent Damphousse     | 92         |
| 9. Milan Michalek         | 91         |
| 10. Scott Thornton        | 77         |

**ASSISTS**

|                           |            |
|---------------------------|------------|
| 1. <b>Patrick Marleau</b> | <b>334</b> |
| 2. <b>Joe Thornton</b>    | <b>292</b> |
| 3. Owen Nolan             | 245        |
| 4. Jeff Friesen           | 201        |
| 5. Vincent Damphousse     | 197        |
| 6. Mike Ricci             | 162        |
| 7. Marco Sturm            | 145        |
| 8. Mike Rathje            | 128        |
| 9. Jonathan Cheechoo      | 126        |
| 10. Marcus Ragnarsson     | 125        |

**POINTS**

|                           |            |
|---------------------------|------------|
| 1. <b>Patrick Marleau</b> | <b>610</b> |
| 2. Owen Nolan             | 451        |
| 3. <b>Joe Thornton</b>    | <b>388</b> |
| 4. Jeff Friesen           | 350        |
| 5. Jonathan Cheechoo      | 291        |
| 6. Vincent Damphousse     | 289        |
| 7. Marco Sturm            | 273        |
| 8. Mike Ricci             | 263        |
| 9. Milan Michalek         | 214        |
| 10. Pat Falloon           | 162        |

**PENALTY MINUTES**

|                |       |
|----------------|-------|
| 1. Jeff Odgers | 1,001 |
| 2. Owen Nolan  | 934   |

**CONSECUTIVE GAMES PLAYED**

|                               |             |                        |
|-------------------------------|-------------|------------------------|
| 1. <b>Joe Thornton</b>        | <b>304*</b> | <b>12/1/05-present</b> |
| 2. Vincent Damphousse         | 247         | 4/8/01-4/4/04          |
| 3. Mike Ricci                 | 228         | 11/22/97-10/20/00      |
| 4. <b>Marc-Edouard Vlasic</b> | <b>201*</b> | <b>1/15/07-present</b> |
| 5. <b>Patrick Marleau</b>     | <b>181</b>  | <b>12/8/01-1/15/04</b> |
| 6. Teemu Selanne              | 176         | 3/17/01-4/6/03         |
| 7. Jeff Friesen               | 174         | 1/2/99-1/15/01         |
| 8. <b>Patrick Marleau</b>     | <b>172</b>  | <b>1/22/04-2/14/07</b> |
| 9. Alyn McCauley              | 169         | 3/8/03-3/30/06         |
| 10. Scott Hannan              | 163         | 2/19/03-2/28/06        |

\* — active streak entering 2009-10

|                       |     |
|-----------------------|-----|
| 3. Bryan Marchmont    | 706 |
| 4. Jay More           | 545 |
| 5. Andrei Nazarov     | 490 |
| 6. Dody Wood          | 471 |
| 7. Mike Rathje        | 439 |
| 8. Scott Thornton     | 439 |
| 9. Mark Smith         | 398 |
| 10. Marcus Ragnarsson | 392 |

**PLUS/MINUS**

+/-

**(minimum 100 GP)**

|                          |           |
|--------------------------|-----------|
| 1. <b>Joe Thornton</b>   | <b>89</b> |
| 2. Nils Ekman            | 50        |
| 3. Milan Michalek        | 49        |
| 4. Scott Hannan          | 45        |
| 5. Jonathan Cheechoo     | 42        |
| 6. Marco Sturm           | 42        |
| 7. Bryan Marchmont       | 33        |
| 8. <b>Douglas Murray</b> | <b>29</b> |
| 9. Gary Suter            | 28        |
| 10. Todd Harvey          | 28        |

**POWER-PLAY GOALS**

|                           |           |
|---------------------------|-----------|
| 1. <b>Patrick Marleau</b> | <b>85</b> |
| 2. Owen Nolan             | 75        |
| 3. Jonathan Cheechoo      | 62        |
| 4. Jeff Friesen           | 43        |
| 5. <b>Joe Thornton</b>    | <b>40</b> |
| 6. Vincent Damphousse     | 39        |
| 7. Mike Ricci             | 38        |
| 8. Marco Sturm            | 32        |
| 9. Milan Michalek         | 26        |
| 10. Johan Garpenlov       | 22        |

**SHORT-HANDED GOALS**

|                           |          |
|---------------------------|----------|
| 1. Owen Nolan             | 14       |
| 2. Marco Sturm            | 14       |
| 3. Jeff Friesen           | 13       |
| 4. <b>Patrick Marleau</b> | <b>7</b> |
| 5. Mike Grier             | 7        |
| 6. Jamie Baker            | 7        |
| 7. Mike Ricci             | 6        |
| 8. Kelly Kisio            | 5        |
| 9. <b>Joe Pavelski</b>    | <b>4</b> |
| 10. Nils Ekman            | 4        |
| 11. Murray Craven         | 4        |
| 12. Mike Sullivan         | 4        |

**GAME-WINNING GOALS**

|                           |           |
|---------------------------|-----------|
| 1. <b>Patrick Marleau</b> | <b>53</b> |
| 2. Jonathan Cheechoo      | 36        |
| 3. Marco Sturm            | 27        |

|                        |           |
|------------------------|-----------|
| 4. Milan Michalek      | 25        |
| 5. Jeff Friesen        | 25        |
| 6. Owen Nolan          | 25        |
| 7. Vincent Damphousse  | 19        |
| 8. <b>Joe Thornton</b> | <b>17</b> |
| 9. Mike Ricci          | 15        |
| 10. Teemu Selanne      | 15        |

**GAME-TYING GOALS**

|                           |          |
|---------------------------|----------|
| 1. Owen Nolan             | 6        |
| 2. Marco Sturm            | 4        |
| 3. Niklas Sundstrom       | 4        |
| 4. Jeff Friesen           | 3        |
| 5. Pat Falloon            | 3        |
| 6. Tom Pederson           | 3        |
| 7. <b>Patrick Marleau</b> | <b>2</b> |
| 8. Jonathan Cheechoo      | 2        |
| 9. Alexander Korolyuk     | 2        |
| 10. Scott Thornton        | 2        |
| 11. Vincent Damphousse    | 2        |
| 12. Stephane Matteau      | 2        |
| 13. Todd Elik             | 2        |
| 14. Kevin Miller          | 2        |
| 15. Jeff Odgers           | 2        |

**SHOTS**

|                           |              |
|---------------------------|--------------|
| 1. <b>Patrick Marleau</b> | <b>1,920</b> |
| 2. Owen Nolan             | 1,668        |
| 3. Jonathan Cheechoo      | 1,208        |
| 4. Jeff Friesen           | 1,121        |
| 5. Marco Sturm            | 1,119        |
| 6. Vincent Damphousse     | 852          |
| 7. Milan Michalek         | 763          |
| 8. Mike Ricci             | 723          |
| 9. Mike Rathje            | 687          |
| 10. <b>Joe Thornton</b>   | <b>665</b>   |

**HAT TRICKS**

|                           |          |
|---------------------------|----------|
| 1. Jonathan Cheechoo      | 9        |
| 2. Owen Nolan             | 3        |
| 3. Rob Gaudreau           | 3        |
| 4. <b>Patrick Marleau</b> | <b>2</b> |
| 5. Tony Granato           | 2        |
| 6. Jeff Friesen           | 2        |
| 7. Igor Larionov          | 2        |
| 8. <b>Joe Thornton</b>    | <b>1</b> |
| 9. Marco Sturm            | 1        |
| 10. Alyn McCauley         | 1        |
| 11. 11 others tied with   | 1        |



# ALL-TIME GOALTENDERS

## Active players on Sharks Roster in **bold**

### GAMES PLAYED

|                      |     |
|----------------------|-----|
| 1. Evgeni Nabokov    | 492 |
| 2. Arturs Irbe       | 183 |
| 3. Mike Vernon       | 126 |
| 4. Steve Shields     | 125 |
| 5. Vesa Toskala      | 115 |
| 6. Jeff Hackett      | 78  |
| 7. Kelly Hrudey      | 76  |
| 8. Chris Terreri     | 68  |
| 9. Wade Flaherty     | 53  |
| 10. Miikka Kiprusoff | 47  |

### MINUTES

|                      |        |
|----------------------|--------|
| 1. Evgeni Nabokov    | 28,298 |
| 2. Arturs Irbe       | 10,286 |
| 3. Mike Vernon       | 7,167  |
| 4. Steve Shields     | 7,094  |
| 5. Vesa Toskala      | 6,269  |
| 6. Jeff Hackett      | 4,314  |
| 7. Kelly Hrudey      | 3,991  |
| 8. Chris Terreri     | 3,716  |
| 9. Wade Flaherty     | 2,586  |
| 10. Miikka Kiprusoff | 2,390  |

### GOALS-AGAINST AVERAGE (Min. 25 GP)

|                     |      |
|---------------------|------|
| 1. Brian Boucher    | 2.12 |
| 2. Vesa Toskala     | 2.34 |
| 3. Evgeni Nabokov   | 2.38 |
| 4. Mike Vernon      | 2.39 |
| 5. Steve Shields    | 2.44 |
| 6. Miikka Kiprusoff | 2.84 |
| 7. Kelly Hrudey     | 3.04 |
| 8. Chris Terreri    | 3.39 |
| 9. Arturs Irbe      | 3.47 |
| 10. Wade Flaherty   | 4.29 |

### WINS

|                     |     |
|---------------------|-----|
| 1. Evgeni Nabokov   | 249 |
| 2. Vesa Toskala     | 65  |
| 3. Arturs Irbe      | 57  |
| 4. Mike Vernon      | 52  |
| 5. Steve Shields    | 48  |
| 6. Kelly Hrudey     | 20  |
| 7. Chris Terreri    | 19  |
| 8. Brian Boucher    | 15  |
| 9. Miikka Kiprusoff | 14  |
| 10. Jeff Hackett    | 13  |

### TIES

|                     |    |
|---------------------|----|
| 1. Evgeni Nabokov   | 29 |
| 2. Arturs Irbe      | 26 |
| 3. Steve Shields    | 21 |
| 4. Mike Vernon      | 19 |
| 5. Kelly Hrudey     | 7  |
| 6. Vesa Toskala     | 5  |
| 7. Chris Terreri    | 4  |
| 8. Miikka Kiprusoff | 3  |
| 9. Jeff Hackett     | 2  |
| Wade Flaherty       | 2  |

### SHOOTOUT WINS

|                   |    |
|-------------------|----|
| 1. Evgeni Nabokov | 13 |
| 2. Brian Boucher  | 1  |
| Nolan Schaefer    | 1  |

### DECISIONS

|                                |     |
|--------------------------------|-----|
| 1. Evgeni Nabokov (208-150-48) | 467 |
| 2. Arturs Irbe (57-91-26)      | 174 |
| 3. Mike Vernon (52-49-19)      | 120 |
| 4. Steve Shields (48-49-21)    | 118 |
| 5. Vesa Toskala (65-28-10)     | 103 |
| 6. Jeff Hackett (13-57-2)      | 72  |
| 7. Kelly Hrudey (20-40-7)      | 67  |
| 8. Chris Terreri (19-39-4)     | 62  |
| 9. Miikka Kiprusoff (14-21-3)  | 38  |
| Wade Flaherty (10-26-2)        | 38  |

### EMPTY-NET GOALS

|                     |    |
|---------------------|----|
| 1. Evgeni Nabokov   | 27 |
| 2. Chris Terreri    | 14 |
| 3. Arturs Irbe      | 12 |
| 4. Vesa Toskala     | 8  |
| Kelly Hrudey        | 8  |
| 6. Jarmo Myllys     | 6  |
| 7. Steve Shields    | 5  |
| Mike Vernon         | 5  |
| 9. Miikka Kiprusoff | 4  |
| Wade Flaherty       | 4  |

### SHUTOUTS

|                   |    |
|-------------------|----|
| 1. Evgeni Nabokov | 47 |
| 2. Steve Shields  | 10 |
| 3. Mike Vernon    | 9  |
| 4. Vesa Toskala   | 8  |
| Arturs Irbe       | 8  |
| 6. Team           | 4  |
| 7. Brian Boucher  | 3  |
| Miikka Kiprusoff  | 3  |
| 9. Nolan Schaefer | 1  |
| Ed Belfour        | 1  |
| Wade Flaherty     | 1  |
| Kelly Hrudey      | 1  |

### GOALS ALLOWED

|                   |      |
|-------------------|------|
| 1. Evgeni Nabokov | 1124 |
| 2. Arturs Irbe    | 595  |
| 3. Jeff Hackett   | 324  |
| 4. Steve Shields  | 289  |
| 5. Mike Vernon    | 285  |
| 6. Vesa Toskala   | 245  |
| 7. Chris Terreri  | 210  |
| 8. Kelly Hrudey   | 202  |
| 9. Wade Flaherty  | 185  |
| 10. Jarmo Myllys  | 115  |

### SHOTS AGAINST

|                   |        |
|-------------------|--------|
| 1. Evgeni Nabokov | 12,589 |
| 2. Arturs Irbe    | 5,342  |
| 3. Steve Shields  | 3,368  |
| 4. Mike Vernon    | 2,961  |
| 5. Vesa Toskala   | 2,842  |
| 6. Jeff Hackett   | 2,586  |
| 7. Chris Terreri  | 1,875  |
| 8. Kelly Hrudey   | 1,863  |

|                      |       |
|----------------------|-------|
| 9. Wade Flaherty     | 1,512 |
| 10. Miikka Kiprusoff | 1,096 |

### SAVE PERCENTAGE (Min. 25 GP)

|                     |      |
|---------------------|------|
| 1. Brian Boucher    | .919 |
| 2. Vesa Toskala     | .914 |
| Steve Shields       | .914 |
| 4. Evgeni Nabokov   | .911 |
| 5. Mike Vernon      | .904 |
| 6. Miikka Kiprusoff | .897 |
| 7. Kelly Hrudey     | .892 |
| 8. Arturs Irbe      | .889 |
| 9. Chris Terreri    | .888 |
| 10. Wade Flaherty   | .878 |

### GOALS

|                   |   |
|-------------------|---|
| 1. Evgeni Nabokov | 1 |
|-------------------|---|

### ASSISTS

|                   |   |
|-------------------|---|
| 1. Evgeni Nabokov | 9 |
| 2. Vesa Toskala   | 5 |
| Chris Terreri     | 5 |
| 4. Arturs Irbe    | 3 |
| Jeff Hackett      | 3 |
| 6. Steve Shields  | 2 |
| Mike Vernon       | 2 |
| 8. Wade Flaherty  | 1 |
| Jarmo Myllys      | 1 |
| Brian Hayward     | 1 |

### PENALTY MINUTES

|                     |    |
|---------------------|----|
| 1. Evgeni Nabokov   | 94 |
| 2. Steve Shields    | 37 |
| 3. Arturs Irbe      | 34 |
| 4. Mike Vernon      | 32 |
| 5. Brian Hayward    | 16 |
| 6. Jeff Hackett     | 12 |
| 7. Ed Belfour       | 8  |
| 8. Jimmy Waite      | 6  |
| Vesa Toskala        | 6  |
| 9. Miikka Kiprusoff | 4  |
| Chris Terreri       | 4  |



## CONSECUTIVE GAMES STARTED IN GOAL

|                          | Games     | Dates                      |
|--------------------------|-----------|----------------------------|
| 1. <b>Evgeni Nabokov</b> | <b>50</b> | <b>3/24/07 – 1/12/08</b>   |
| 2. Chris Terreri         | 24        | 11/16/95 – 1/08/96         |
| 3. Arturs Irbe           | 21        | 2/23/94 – 4/07/94          |
| 4. <b>Evgeni Nabokov</b> | <b>18</b> | <b>3/01/01 – 4/07/01</b>   |
| Steve Shields            | 18        | 2/01/00 – 3/17/00          |
| 6. Arturs Irbe           | 17        | 12/22/93 – 2/05/94         |
| 7. <b>Evgeni Nabokov</b> | <b>15</b> | <b>1/15/08 – 2/18/08</b>   |
| 8. <b>Evgeni Nabokov</b> | <b>14</b> | <b>11/13/02 – 12/14/02</b> |
| <b>Evgeni Nabokov</b>    | <b>14</b> | <b>2/16/07 – 3/15/07</b>   |
| 10. Evgeni Nabokov       | 12        | 3/14/09 - 4/4/09           |
| Arturs Irbe              | 12        | 4/16/95 – 10/12/95         |
| Jeff Hackett             | 12        | 12/21/92 – 1/15/93         |
| Arturs Irbe              | 12        | 4/10/94 – 2/10/95          |
| Kelly Hrudey             | 12        | 10/22/96 – 11/16/96        |

## LONGEST UNBEATEN STREAKS

|                          | Games     | W-L-O/T       | Dates                      |
|--------------------------|-----------|---------------|----------------------------|
| 1. <b>Evgeni Nabokov</b> | <b>16</b> | <b>15-0-1</b> | <b>2/21/08 – 4/1/08</b>    |
| 2. <b>Evgeni Nabokov</b> | <b>14</b> | <b>12-0-2</b> | <b>10/28/08 - 12/17/08</b> |
| 3. <b>Evgeni Nabokov</b> | <b>13</b> | <b>11-0-2</b> | <b>3/4/07-4/5/07</b>       |
| 4. Vesa Toskala          | 12        | 12-0-0        | 4/3/06 - 10/23/06          |
| 5. <b>Evgeni Nabokov</b> | <b>11</b> | <b>9-0-2</b>  | <b>10/20/00 – 11/14/00</b> |
| Steve Shields            | 11        | 9-0-2         | 3/09/99 – 4/09/99          |
| 7. Mike Vernon           | 10        | 6-0-4         | 3/26/98 – 10/09/98         |
| 8. <b>Evgeni Nabokov</b> | <b>9</b>  | <b>8-0-1</b>  | <b>11/27/01 – 12/19/01</b> |
| Arturs Irbe              | 9         | 7-0-2         | 3/20/94 – 4/05/94          |
| Brian Boucher            | 9         | 7-0-2         | 11/11/08 - 2/26/09         |

Mike Vernon





# SINGLE SEASON LEADERS

Active players on Sharks Roster in **bold**

## GOALS

|                           |           |               |
|---------------------------|-----------|---------------|
| 1. Jonathan Cheechoo      | *56       | '05-06        |
| 2. Owen Nolan             | 44        | '99-00        |
| 3. <b>Patrick Marleau</b> | <b>38</b> | <b>'08-09</b> |
| 4. Jonathan Cheechoo      | 37        | '06-07        |
| 5. <b>Patrick Marleau</b> | <b>34</b> | <b>'05-06</b> |
| 6. <b>Patrick Marleau</b> | <b>32</b> | <b>'06-07</b> |
| 7. <b>Devin Setoguchi</b> | <b>31</b> | <b>'08-09</b> |
| Jeff Friesen              | 31        | '97-98        |
| Owen Nolan                | 31        | '96-97        |
| 10. Sergei Makarov        | 30        | '93-94        |

\* — led NHL

## ASSISTS

|                           |             |               |
|---------------------------|-------------|---------------|
| 1. <b>Joe Thornton</b>    | <b>*92</b>  | <b>'06-07</b> |
| 2. <b>Joe Thornton</b>    | <b>**72</b> | <b>'05-06</b> |
| 3. <b>Joe Thornton</b>    | <b>*67</b>  | <b>'07-08</b> |
| 4. <b>Joe Thornton</b>    | <b>61</b>   | <b>'08-09</b> |
| 5. <b>Patrick Marleau</b> | <b>52</b>   | <b>'05-06</b> |
| Kelly Kisio               | 52          | '92-93        |
| 7. Vincent Damphousse     | 49          | '99-00        |
| Craig Janney              | 49          | '95-96        |
| 9. <b>Patrick Marleau</b> | <b>46</b>   | <b>'06-07</b> |
| 10. Johan Garpenlov       | 44          | '92-93        |

\* — led NHL

\*\* — led NHL (106 total)

## POINTS

|                            |             |               |
|----------------------------|-------------|---------------|
| 1. <b>Joe Thornton</b>     | <b>114</b>  | <b>'06-07</b> |
| 2. <b>Joe Thornton</b>     | <b>96</b>   | <b>'07-08</b> |
| 3. Jonathan Cheechoo       | 93          | '05-06        |
| 4. <b>Joe Thornton</b>     | <b>**92</b> | <b>'05-06</b> |
| 5. <b>Joe Thornton</b>     | <b>86</b>   | <b>'08-09</b> |
| <b>Patrick Marleau</b>     | <b>86</b>   | <b>'05-06</b> |
| 7. Owen Nolan              | 84          | '99-00        |
| 8. <b>Patrick Marleau</b>  | <b>78</b>   | <b>'06-07</b> |
| Kelly Kisio                | 78          | '92-93        |
| 10. <b>Patrick Marleau</b> | <b>71</b>   | <b>'08-09</b> |

\*\* — led NHL (125 total)

## PLUS/MINUS

|                           |           |               |
|---------------------------|-----------|---------------|
| 1. <b>Joe Thornton</b>    | <b>31</b> | <b>'05-06</b> |
| 2. Nils Ekman             | 30        | '03-04        |
| 3. <b>Joe Thornton</b>    | <b>24</b> | <b>'06-07</b> |
| 4. Jonathan Cheechoo      | 23        | '05-06        |
| Alyn McCauley             | 23        | '03-04        |
| Mike Rathje               | 23        | '01-02        |
| Marco Sturm               | 23        | '01-02        |
| 8. Bryan Marchment        | 22        | '01-02        |
| Matt Bradley              | 22        | '01-02        |
| 10. <b>Douglas Murray</b> | <b>20</b> | <b>'07-08</b> |
| Tom Preissing             | 20        | '05-06        |
| Alexander Korolyuk        | 20        | '03-04        |
| Igor Larionov             | 20        | '93-94        |

## PENALTY MINUTES

|                    |     |        |
|--------------------|-----|--------|
| 1. Link Gaetz      | 326 | '91-92 |
| 2. Jeff Odgers     | 253 | '92-93 |
| 3. Doug Zmolek     | 229 | '92-93 |
| 4. Andrei Nazarov  | 222 | '96-97 |
| Jeff Odgers        | 222 | '93-94 |
| 6. Jeff Odgers     | 217 | '91-92 |
| 7. Bryan Marchment | 204 | '00-01 |
| 8. Dody Wood       | 193 | '96-97 |
| 9. Jeff Odgers     | 192 | '95-96 |
| 10. Marty McSorley | 186 | '96-97 |

## POWER-PLAY GOALS

|                           |           |               |
|---------------------------|-----------|---------------|
| 1. Jonathan Cheechoo      | 24        | '05-06        |
| 2. <b>Patrick Marleau</b> | <b>20</b> | <b>'05-06</b> |
| 3. Owen Nolan             | 18        | '99-00        |
| 4. Vincent Damphousse     | 15        | '02-03        |
| Jonathan Cheechoo         | 15        | '06-07        |
| 6. <b>Patrick Marleau</b> | <b>14</b> | <b>'06-07</b> |
| Johan Garpenlov           | 14        | '92-93        |
| 8. Owen Nolan             | 12        | '95-96        |
| Ray Sheppard              | 12        | '95-96        |
| 10. Seven Players Tied    | 11        |               |

## SHORT-HANDED GOALS

|                        |          |               |
|------------------------|----------|---------------|
| 1. Jeff Friesen        | 6        | '97-98        |
| Jamie Baker            | 6        | '95-96        |
| 3. Patrick Marleau     | 5        | '08-09        |
| 4. Marco Sturm         | 4        | '99-00        |
| Nils Ekman             | 4        | '03-04        |
| Owen Nolan             | 4        | '99-00        |
| 7. <b>Joe Pavelski</b> | <b>3</b> | <b>'08-09</b> |
| Mike Grier             | 3        | '07-08        |
| Mike Grier             | 3        | '06-07        |
| Marco Sturm            | 3        | '01-02        |
| Marco Sturm            | 3        | '00-01        |
| Adam Graves            | 3        | '01-02        |
| Owen Nolan             | 3        | '02-03        |
| Jeff Friesen           | 3        | '99-00        |
| Murray Craven          | 3        | '97-98        |
| Brian Kullen           | 3        | '91-92        |
| Kelly Kisio            | 3        | '91-92        |

## GAME-WINNING GOALS

|                           |           |               |
|---------------------------|-----------|---------------|
| 1. Jonathan Cheechoo      | 11        | '05-06        |
| 2. <b>Patrick Marleau</b> | <b>10</b> | <b>'08-09</b> |
| Jeremy Roenick            | 10        | '07-08        |
| 4. Jonathan Cheechoo      | 9         | '03-04        |
| <b>Patrick Marleau</b>    | <b>9</b>  | <b>'06-07</b> |
| Milan Michalek            | 9         | '06-07        |
| 7. Milan Michalek         | 8         | '07-08        |
| Teemu Selanne             | 8         | '01-02        |
| 9. Jeff Friesen           | 7         | '99-00        |
| Jeff Friesen              | 7         | '97-98        |

## GAME-TYING GOALS

|                        |   |        |
|------------------------|---|--------|
| 1. Niklas Sundstrom    | 3 | '99-00 |
| 2. Marco Sturm         | 2 | '03-04 |
| Marco Sturm            | 2 | '98-99 |
| Owen Nolan             | 2 | '99-00 |
| Stephane Matteau       | 2 | '97-98 |
| Jeff Friesen           | 2 | '96-97 |
| Kevin Miller           | 2 | '95-96 |
| Pat Falloon            | 2 | '91-92 |
| Tom Pederson           | 2 | '94-95 |
| 10. 51 players tied at | 1 |        |

## SHOTS

|                           |            |               |
|---------------------------|------------|---------------|
| 1. Jonathan Cheechoo      | 317        | '05-06        |
| 2. <b>Joe Pavelski</b>    | <b>266</b> | <b>'08-09</b> |
| 3. Owen Nolan             | 261        | '99-00        |
| 4. <b>Patrick Marleau</b> | <b>260</b> | <b>'05-06</b> |
| 5. Teemu Selanne          | 253        | '02-03        |
| 6. <b>Patrick Marleau</b> | <b>251</b> | <b>'08-09</b> |
| 7. Jonathan Cheechoo      | 250        | '06-07        |
| 8. <b>Devin Setoguchi</b> | <b>246</b> | <b>'08-09</b> |
| 9. Milan Michalek         | 233        | '07-08        |
| 10. Tony Granato          | 231        | '96-97        |

# GOALTENDING SINGLE SEASON LEADERS



Active players on Sharks Roster in bold

## GAMES PLAYED

|                    |     |        |
|--------------------|-----|--------|
| 1. Evgeni Nabokov  | ^77 | '07-08 |
| 2. Arturs Irbe     | *74 | '93-94 |
| 3. Evgeni Nabokov  | 67  | '01-02 |
| Steve Shields      | 67  | '99-00 |
| 5. Evgeni Nabokov  | 66  | '00-01 |
| 6. Evgeni Nabokov  | 62  | '08-09 |
| Mike Vernon        | 62  | '97-98 |
| 8. Evgeni Nabokov  | 59  | '03-04 |
| 9. Evgeni Nabokov  | 55  | '02-03 |
| 10. Evgeni Nabokov | 50  | '06-07 |

\* — Led NHL    ^ — Tied for NHL Lead

## MINUTES

|                   |        |        |
|-------------------|--------|--------|
| 1. Evgeni Nabokov | 4,561  | '07-08 |
| 2. Arturs Irbe    | *4,412 | '93-94 |
| 3. Evgeni Nabokov | 3,901  | '01-02 |
| Steve Shields     | 3,797  | '99-00 |
| 5. Evgeni Nabokov | 3,700  | '00-01 |
| 6. Evgeni Nabokov | 3,686  | '08-09 |
| 7. Mike Vernon    | 3,564  | '97-98 |
| 8. Evgeni Nabokov | 3,456  | '03-04 |
| 9. Evgeni Nabokov | 3,227  | '02-03 |
| 10. Mike Vernon   | 2,831  | '98-99 |

\* — Led NHL

## GOALS-AGAINST AVERAGE (Min. 15 GP)

|                   |      |        |
|-------------------|------|--------|
| 1. Vesa Toskala   | 2.06 | '03-04 |
| 2. Evgeni Nabokov | 2.14 | '07-08 |
| 3. Brian Boucher  | 2.18 | '08-09 |
| 4. Evgeni Nabokov | 2.19 | '00-01 |
| 5. Evgeni Nabokov | 2.20 | '03-04 |
| 6. Steve Shields  | 2.22 | '98-99 |
| 7. Mike Vernon    | 2.27 | '98-99 |
| 8. Evgeni Nabokov | 2.29 | '06-07 |
| Evgeni Nabokov    | 2.29 | '01-02 |
| 10. Vesa Toskala  | 2.35 | '06-07 |

## WINS

|                    |     |        |
|--------------------|-----|--------|
| 1. Evgeni Nabokov  | *46 | '07-08 |
| 2. Evgeni Nabokov  | 41  | '08-09 |
| 3. Evgeni Nabokov  | 37  | '01-02 |
| 4. Evgeni Nabokov  | 32  | '00-01 |
| 5. Evgeni Nabokov  | 31  | '03-04 |
| 6. Mike Vernon     | 30  | '97-98 |
| Arturs Irbe        | 30  | '93-94 |
| 8. Steve Shields   | 27  | '99-00 |
| 9. Vesa Toskala    | 26  | '06-07 |
| 10. Evgeni Nabokov | 25  | '06-07 |

\* — Led NHL

## TIES

|                   |    |        |
|-------------------|----|--------|
| 1. Arturs Irbe    | 16 | '93-94 |
| 2. Mike Vernon    | 10 | '98-99 |
| 3. Evgeni Nabokov | 8  | '03-04 |
| Evgeni Nabokov    | 8  | '02-03 |
| Steve Shields     | 8  | '99-00 |
| Mike Vernon       | 8  | '97-98 |
| Steve Shields     | 8  | '98-99 |
| 8. Evgeni Nabokov | 7  | '00-01 |
| 9. Evgeni Nabokov | 5  | '01-02 |
| Steve Shields     | 5  | '00-01 |
| Kelly Hrudey      | 5  | '96-97 |

## DECISIONS

|                               |    |        |
|-------------------------------|----|--------|
| 1. Evgeni Nabokov (46-21-8)   | 75 | '07-08 |
| 2. Arturs Irbe (30-28-16)     | 74 | '93-94 |
| 3. Evgeni Nabokov (37-24-5)   | 67 | '01-02 |
| 4. Steve Shields (27-30-8)    | 65 | '99-00 |
| 5. Evgeni Nabokov (41-12-8)   | 61 | '08-09 |
| 6. Evgeni Nabokov (32-21-7)   | 60 | '00-01 |
| Mike Vernon (30-22-8)         | 60 | '97-98 |
| 8. Evgeni Nabokov (31-19-8-0) | 58 | '03-04 |
| 9. Evgeni Nabokov (19-28-8)   | 55 | '02-03 |
| 10. Evgeni Nabokov (25-16-4)  | 45 | '06-07 |
| Kelly Hrudey (16-24-5)        | 45 | '96-97 |

## EMPTY-NET GOALS ALLOWED

|                   |    |        |
|-------------------|----|--------|
| 1. Chris Terreri  | 10 | '95-96 |
| 2. Evgeni Nabokov | 6  | '07-08 |
| Jarmo Myllys      | 6  | '91-92 |
| 4. Evgeni Nabokov | 5  | '02-03 |
| Evgeni Nabokov    | 5  | '01-02 |
| 6. Evgeni Nabokov | 4  | '06-07 |
| Kelly Hrudey      | 4  | '97-98 |
| Kelly Hrudey      | 4  | '96-97 |
| Chris Terreri     | 4  | '96-97 |
| Arturs Irbe       | 4  | '93-94 |
| Arturs Irbe       | 4  | '94-95 |

## SHUTOUTS

|                   |    |        |
|-------------------|----|--------|
| 1. Evgeni Nabokov | ^9 | '03-04 |
| 2. Evgeni Nabokov | 7  | '08-09 |
| Evgeni Nabokov    | 7  | '06-07 |
| Evgeni Nabokov    | 7  | '01-02 |
| 5. Evgeni Nabokov | 6  | '07-08 |
| Evgeni Nabokov    | *6 | '00-01 |
| 7. Mike Vernon    | #5 | '97-98 |
| 8. Vesa Toskala   | 4  | '06-07 |
| Steve Shields     | 4  | '99-00 |
| Arturs Irbe       | 4  | '94-95 |
| Mike Vernon       | 4  | '98-99 |
| Steve Shields     | 4  | '98-99 |

^Evgeni Nabokov and Vesa Toskala shared a shutout on Nov. 21, 2003, but it is not counted in Nabokov's totals. \*Evgeni Nabokov and Miikka Kiprusoff shared a shutout on March 12, 2001. Kiprusoff faced no shots in 38 seconds, but the shutout is not counted in Nabokov's totals. # Mike Vernon and Kelly Hrudey shared a shutout on April 7, 1998 vs. Calgary but it is not counted in Vernon's totals.

## GOALS ALLOWED

|                   |     |        |
|-------------------|-----|--------|
| 1. Arturs Irbe    | 209 | '93-94 |
| 2. Jeff Hackett   | 176 | '92-93 |
| 3. Evgeni Nabokov | 163 | '07-08 |
| 4. Steve Shields  | 162 | '99-00 |
| 5. Chris Terreri  | 155 | '95-96 |
| 6. Evgeni Nabokov | 150 | '08-09 |
| 7. Evgeni Nabokov | 149 | '01-02 |
| 8. Jeff Hackett   | 148 | '91-92 |
| 9. Evgeni Nabokov | 146 | '02-03 |
| Mike Vernon       | 146 | '97-98 |



# GOALTENDING SINGLE SEASON LEADERS

Active players on Sharks Roster in **bold**

## SHOTS AGAINST

|     |                       |              |               |
|-----|-----------------------|--------------|---------------|
| 1.  | Arturs Irbe           | 2,064        | '93-94        |
| 2.  | <b>Evgeni Nabokov</b> | <b>1,818</b> | <b>'01-02</b> |
| 3.  | Steve Shields         | 1,826        | '99-00        |
| 4.  | <b>Evgeni Nabokov</b> | <b>1,802</b> | <b>'07-08</b> |
| 5.  | <b>Evgeni Nabokov</b> | <b>1,663</b> | <b>'08-09</b> |
| 6.  | <b>Evgeni Nabokov</b> | <b>1,610</b> | <b>'03-04</b> |
| 7.  | <b>Evgeni Nabokov</b> | <b>1,582</b> | <b>'00-01</b> |
| 8.  | <b>Evgeni Nabokov</b> | <b>1,561</b> | <b>'02-03</b> |
|     | Mike Vernon           | 1,401        | '97-98        |
| 10. | Jeff Hackett          | 1,366        | '91-92        |

## SAVE PERCENTAGE (Min. 15 GP)

|    |                       |             |               |
|----|-----------------------|-------------|---------------|
| 1. | Vesa Toskala          | .930        | '03-04        |
| 2. | <b>Evgeni Nabokov</b> | <b>.921</b> | <b>'03-04</b> |
|    | Steve Shields         | .921        | '98-99        |
| 4. | <b>Evgeni Nabokov</b> | <b>.918</b> | <b>'01-02</b> |
|    | Brian Boucher         | .918        | '01-02        |
| 6. | Miikka Kiprusoff      | .915        | '01-02        |
|    | <b>Evgeni Nabokov</b> | <b>.915</b> | <b>'00-01</b> |
| 8. | <b>Evgeni Nabokov</b> | <b>.914</b> | <b>'06-07</b> |
| 9. | Steve Shields         | .911        | '00-01        |
|    | Steve Shields         | .911        | '99-00        |
|    | Mike Vernon           | .911        | '99-00        |
|    | Mike Vernon           | .911        | '98-99        |

## GOALS

|    |                       |          |               |
|----|-----------------------|----------|---------------|
| 1. | <b>Evgeni Nabokov</b> | <b>1</b> | <b>'01-02</b> |
|----|-----------------------|----------|---------------|

## ASSISTS

|    |                       |          |               |
|----|-----------------------|----------|---------------|
| 1. | Chris Terreri         | 5        | '95-96        |
| 2. | <b>Evgeni Nabokov</b> | <b>3</b> | <b>'01-02</b> |
|    | Vesa Toskala          | 3        | '06-07        |
| 4. | <b>Evgeni Nabokov</b> | <b>2</b> | <b>'07-08</b> |
|    | <b>Evgeni Nabokov</b> | <b>2</b> | <b>'00-01</b> |
|    | Mike Vernon           | 2        | '97-98        |
|    | Arturs Irbe           | 2        | '93-94        |
|    | Jeff Hackett          | 2        | '91-92        |
| 8. | 11 players tied       | 1        |               |

## PENALTY MINUTES

|     |                       |           |               |
|-----|-----------------------|-----------|---------------|
| 1.  | Steve Shields         | 29        | '99-00        |
| 2.  | Mike Vernon           | 24        | '97-98        |
| 3.  | <b>Evgeni Nabokov</b> | <b>18</b> | <b>'05-06</b> |
| 4.  | Arturs Irbe           | 16        | '93-94        |
| 5.  | <b>Evgeni Nabokov</b> | <b>14</b> | <b>'03-04</b> |
|     | <b>Evgeni Nabokov</b> | <b>14</b> | <b>'01-02</b> |
|     | Brian Hayward         | 14        | '91-92        |
| 8.  | <b>Evgeni Nabokov</b> | <b>12</b> | <b>'08-09</b> |
|     | <b>Evgeni Nabokov</b> | <b>12</b> | <b>'07-08</b> |
| 10. | <b>Evgeni Nabokov</b> | <b>10</b> | <b>'02-03</b> |
|     | Arturs Irbe           | 10        | '92-93        |

## LEADERS BY SEASON

Active players on Sharks Roster in **bold**. \* — Led the NHL \*\* — Part of NHL-Leading Total

### GAMES PLAYED

|                |                          |           |
|----------------|--------------------------|-----------|
| <b>2008-09</b> | <b>Joe Thornton</b>      | <b>82</b> |
|                | Marc-Edouard Vlasic      |           |
| <b>2007-08</b> | <b>Joe Thornton</b>      | <b>82</b> |
|                | Torrey Mitchell          |           |
|                | Joe Pavelski             |           |
|                | Marc-Edouard Vlasic      |           |
| <b>2006-07</b> | <b>Joe Thornton</b>      | <b>82</b> |
|                | Christian Ehrhoff        |           |
| <b>2005-06</b> | <b>Jonathan Cheechoo</b> | <b>82</b> |
|                | Patrick Marleau          |           |
| 2003-04        | Scott Hannan             | 82        |
|                | Nils Ekman               |           |
|                | Alyn McCauley            |           |
|                | Vincent Damphousse       |           |
| <b>2002-03</b> | <b>Patrick Marleau</b>   | <b>82</b> |
|                | Marco Sturm              |           |
|                | Mike Rathje              |           |
|                | Vincent Damphousse       |           |
|                | Adam Graves              |           |
|                | Teemu Selanne            |           |
| 2001-02        | Brad Stuart              | 82        |
|                | Vincent Damphousse       |           |
|                | Teemu Selanne            |           |
|                | Gary Suter               |           |
| 2000-01        | Niklas Sundstrom         | 82        |
| 1999-00        | Brad Stuart              | 82        |
|                | Mike Ricci               |           |
|                | Vincent Damphousse       |           |
|                | Jeff Friesen             |           |
| 1998-99        | Mike Rathje              | 82        |
|                | Mike Ricci               |           |

|         |                 |    |
|---------|-----------------|----|
| 1997-98 | Bill Houlder    | 82 |
| 1996-97 | Jeff Friesen    | 82 |
| 1995-96 | Jeff Friesen    | 79 |
|         | Michal Sykora   |    |
| 1994-95 | Jeff Friesen    | 48 |
|         | Jeff Odgers     |    |
|         | Sandis Ozolinsh |    |
| 1993-94 | Gaetan Duchesne | 84 |
|         | Rob Gaudreau    |    |
| 1992-93 | Dean Evason     | 84 |
|         | Doug Zmolek     |    |
| 1991-92 | Pat Falloon     | 79 |

### GOALS

|                |                        |           |
|----------------|------------------------|-----------|
| <b>2008-09</b> | <b>Patrick Marleau</b> | <b>38</b> |
| <b>2007-08</b> | <b>Joe Thornton</b>    | <b>29</b> |
| 2006-07        | Jonathan Cheechoo      | 37        |
| 2005-06        | Jonathan Cheechoo      | *56       |
| 2003-04        | Jonathan Cheechoo      | 28        |
|                | <b>Patrick Marleau</b> |           |
| <b>2002-03</b> | <b>Patrick Marleau</b> | <b>28</b> |
|                | Marco Sturm            |           |
|                | Teemu Selanne          |           |
| 2001-02        | Teemu Selanne          | 29        |
| <b>2000-01</b> | <b>Patrick Marleau</b> | <b>25</b> |
| 1999-00        | Owen Nolan             | 44        |
| 1998-99        | Joe Murphy             | 25        |
| 1997-98        | Jeff Friesen           | 31        |
| 1996-97        | Owen Nolan             | 31        |
| 1995-96        | Owen Nolan             | 29        |
| 1994-95        | Jeff Friesen           | 15        |





Active players on Sharks Roster in **bold**.\* — Led the NHL \*\* — Part of NHL-Leading Total

## ASSISTS

|                |                     |             |
|----------------|---------------------|-------------|
| <b>2008-09</b> | <b>Joe Thornton</b> | <b>61</b>   |
| <b>2007-08</b> | <b>Joe Thornton</b> | <b>*67</b>  |
| <b>2006-07</b> | <b>Joe Thornton</b> | <b>*92</b>  |
| <b>2005-06</b> | <b>Joe Thornton</b> | <b>**72</b> |
| 2003-04        | Nils Ekman          | 33          |
| 2002-03        | Vincent Damphousse  | 38          |
| 2001-02        | Owen Nolan          | 43          |
| 2000-01        | Niklas Sundstrom    | 39          |
| 1999-00        | Vincent Damphousse  | 49          |
| 1998-99        | Jeff Friesen        | 35          |
| 1997-98        | Jeff Friesen        | 32          |
| 1996-97        | Jeff Friesen        | 34          |
| 1995-96        | Craig Janney        | 49          |
| 1994-95        | Ulf Dahlen          | 23          |
| 1993-94        | Todd Elik           | 41          |
| 1992-93        | Kelly Kisio         | 52          |
| 1991-92        | Pat Falloon         | 34          |

## POINTS

|                |                        |              |
|----------------|------------------------|--------------|
| <b>2008-09</b> | <b>Joe Thornton</b>    | <b>86</b>    |
| <b>2007-08</b> | <b>Joe Thornton</b>    | <b>96</b>    |
| <b>2006-07</b> | <b>Joe Thornton</b>    | <b>**114</b> |
| 2005-06        | Jonathan Cheechoo      | 93           |
| <b>2003-04</b> | <b>Patrick Marleau</b> | <b>57</b>    |
| 2002-03        | Teemu Selanne          | 64           |
| 2001-02        | Owen Nolan             | 66           |
| <b>2000-01</b> | <b>Patrick Marleau</b> | <b>52</b>    |
| 1999-00        | Owen Nolan             | 84           |
| 1998-99        | Jeff Friesen           | 57           |
| 1997-98        | Jeff Friesen           | 63           |
| 1996-97        | Owen Nolan             | 63           |
| 1995-96        | Craig Janney           | 62           |
| 1994-95        | Ulf Dahlen             | 34           |
| 1993-94        | Sergei Makarov         | 68           |
| 1992-93        | Kelly Kisio            | 78           |
| 1991-92        | Pat Falloon            | 59           |

## PLUS/MINUS (min. 60 percent of team's games played)

|                |                        |            |
|----------------|------------------------|------------|
| <b>2008-09</b> | <b>Joe Thornton</b>    | <b>+16</b> |
|                | <b>Patrick Marleau</b> |            |
|                | <b>Devin Setoguchi</b> |            |
| <b>2007-08</b> | <b>Douglas Murray</b>  | <b>+20</b> |
| <b>2006-07</b> | <b>Joe Thornton</b>    | <b>+24</b> |
| <b>2005-06</b> | <b>Joe Thornton</b>    | <b>+31</b> |
| 2003-04        | Nils Ekman             | +30        |
| 2002-03        | Marco Sturm            | +9         |
| 2001-02        | Marco Sturm            | +23        |
|                | Mike Rathje            |            |
| 2000-01        | Vincent Damphousse     | +17        |
| 1999-00        | Mike Ricci             | +14        |
| 1998-99        | Owen Nolan             | +16        |
| 1997-98        | Bill Houlder           | +13        |
| 1996-97        | Andrei Nazarov         | -4         |
| 1995-96        | Jeff Odgers            | -4         |
| 1994-95        | Jayson More            | +7         |
| 1993-94        | Igor Larionov          | +20        |
| 1992-93        | Kelly Kisio            | -15        |
| 1991-92        | Neil Wilkinson         | -11        |

## PENALTY MINUTES

|                |                     |            |
|----------------|---------------------|------------|
| <b>2008-09</b> | <b>Jody Shelley</b> | <b>116</b> |
| 2007-08        | Craig Rivet         | 104        |
| 2006-07        | Mark Bell           | 83         |
| 2005-06        | Mark Smith          | 97         |
| 2003-04        | Scott Parker        | 101        |
| 2002-03        | Bryan Marchment     | 108        |
| 2001-02        | Bryan Marchment     | 178        |
| 2000-01        | Bryan Marchment     | 204        |
| 1999-00        | Ron Stern           | 151        |
| 1998-99        | Ron Stern           | 158        |
| 1997-98        | Owen Nolan          | 144        |
| 1996-97        | Andrei Nazarov      | 222        |
| 1995-96        | Jeff Odgers         | 192        |
| 1994-95        | Jeff Odgers         | 117        |
| 1993-94        | Jeff Odgers         | 222        |
| 1992-93        | Jeff Odgers         | 253        |
| 1991-92        | Link Gaetz          | 326        |

## POWER PLAY GOALS

|                |                        |           |
|----------------|------------------------|-----------|
| <b>2008-09</b> | <b>Joe Thornton</b>    | <b>11</b> |
|                | <b>Patrick Marleau</b> |           |
|                | <b>Devin Setoguchi</b> |           |
|                | <b>Ryane Clowe</b>     |           |
| <b>2007-08</b> | <b>Joe Thornton</b>    | <b>11</b> |
| 2006-07        | Jonathan Cheechoo      | 15        |
| 2005-06        | Jonathan Cheechoo      | 24        |
| 2003-04        | Marco Sturm            | 10        |
| 2002-03        | Vincent Damphousse     | 15        |
| 2001-02        | Teemu Selanne          | 9         |
| 2000-01        | Owen Nolan             | 10        |
| 1999-00        | Owen Nolan             | 18        |
| 1998-99        | Jeff Friesen           | 10        |
| 1997-98        | Jeff Friesen           | 7         |
| 1996-97        | Owen Nolan             | 10        |
| 1995-96        | Owen Nolan             | 12        |
|                | Ray Sheppard           |           |
| 1994-95        | Jeff Friesen           | 5         |
| 1993-94        | Sergei Makarov         | 10        |
| 1992-93        | Johan Garpenlov        | 14        |
| 1991-92        | David Bruce            | 10        |



Niklas Sundstrom



# LEADERS BY SEASON

Active players on Sharks Roster in **bold**

## SHORT-HANDED GOALS

|                |                        |          |
|----------------|------------------------|----------|
| <b>2008-09</b> | <b>Patrick Marleau</b> | <b>5</b> |
| 2007-08        | Mike Grier             | 3        |
| 2006-07        | Mike Grier             | 3        |
| 2005-06        | Jonathan Cheechoo      | 2        |
|                | Alyn McCauley          |          |
| 2003-04        | Nils Ekman             | 4        |
| 2002-03        | Owen Nolan             | 3        |
| 2001-02        | Marco Sturm            | 3        |
|                | Adam Graves            |          |
| 2000-01        | Marco Sturm            | 3        |
| 1999-00        | Owen Nolan             | 4        |
|                | Marco Sturm            |          |
| 1998-99        | 3 players tied with    | 2        |
| 1997-98        | Jeff Friesen           | 6        |
| 1996-97        | Jeff Friesen           | 2        |
|                | Ron Sutter             |          |
| 1995-96        | Jamie Baker            | 6        |
| 1994-95        | 6 players tied         | 1        |
| 1993-94        | Igor Larionov          | 2        |
|                | Mike Sullivan          |          |
| 1992-93        | 3 players tied         | 2        |
| 1991-92        | Kelly Kisio            | 3        |
|                | Brian Mullen           | 3        |

## GAME-WINNING GOALS

|                |                        |           |
|----------------|------------------------|-----------|
| <b>2008-09</b> | <b>Patrick Marleau</b> | <b>10</b> |
| 2007-08        | Jeremy Roenick         | 10        |
| <b>2006-07</b> | <b>Patrick Marleau</b> | <b>9</b>  |
|                | Milan Michalek         |           |
| 2005-06        | Jonathan Cheechoo      | 11        |
| 2003-04        | Jonathan Cheechoo      | 9         |
| 2002-03        | Vincent Damphousse     | 6         |
| 2001-02        | Teemu Selanne          | 8         |
| <b>2000-01</b> | <b>Patrick Marleau</b> | <b>6</b>  |
| 1999-00        | Jeff Friesen           | 7         |
| 1998-99        | Bill Houlder           | 5         |
| 1997-98        | Jeff Friesen           | 7         |
| 1996-97        | Jeff Friesen           | 5         |
| 1995-96        | Ray Sheppard           | 4         |
| 1994-95        | Ulf Dahlen             | 4         |
| 1993-94        | Sergei Makarov         | 5         |
| 1992-93        | Kelly Kisio            | 2         |
|                | Tom Pederson           |           |
| 1991-92        | 3 players tied         | 2         |

## SHOTS

|                |                        |            |
|----------------|------------------------|------------|
| <b>2008-09</b> | <b>Joe Pavelski</b>    | <b>266</b> |
| 2007-08        | Milan Michalek         | 233        |
| 2006-07        | Jonathan Cheechoo      | 250        |
| 2005-06        | Jonathan Cheechoo      | 317        |
| <b>2003-04</b> | <b>Patrick Marleau</b> | <b>220</b> |
| 2002-03        | Teemu Selanne          | 253        |
| 2001-02        | Owen Nolan             | 217        |
| 2000-01        | Owen Nolan             | 190        |
| 1999-00        | Owen Nolan             | 261        |
| 1998-99        | Jeff Friesen           | 215        |
| 1997-98        | Owen Nolan             | 192        |
| 1996-97        | Tony Granato           | 231        |
| 1995-96        | Owen Nolan             | 184        |
| 1994-95        | Pat Falloon            | 91         |
| 1993-94        | Pat Falloon            | 193        |
| 1992-93        | Rob Gaudreau           | 191        |
| 1991-92        | Pat Falloon            | 181        |

## HAT TRICKS

|                |                              |          |
|----------------|------------------------------|----------|
| 2008-09        | None                         |          |
| <b>2007-08</b> | <b>Joe Thornton/</b>         | <b>1</b> |
|                | Jonathan Cheechoo            |          |
| 2006-07        | Jonathan Cheechoo            | 3        |
| 2005-06        | Jonathan Cheechoo            | 5        |
| 2003-04        | Alyn McCauley                | 1        |
| 2002-03        | None                         |          |
| 2001-02        | Patrick Marleau              | 1        |
| 2000-01        | Scott Thornton/Todd Harvey/  | 1        |
|                | Mike Ricci/Teemu Selanne     |          |
| 1999-00        | Owen Nolan/Jeff Friesen      | 1        |
| 1998-99        | Marco Sturm/                 |          |
|                | Vincent Damphousse           | 1        |
| 1997-98        | None                         |          |
| 1996-97        | Tony Granato                 | 2        |
| 1995-96        | Owen Nolan/Ray Sheppard/     | 1        |
|                | Kevin Miller/Alexei Yegorov/ |          |
|                | Jeff Friesen                 | 1        |
| 1994-95        | None                         |          |
| 1993-94        | Igor Larionov                | 2        |
| 1992-93        | Rob Gaudreau                 | 2        |
| 1991-92        | None                         |          |

## POINTS BY DEFENSESMAN

|                |                   |           |
|----------------|-------------------|-----------|
| <b>2008-09</b> | <b>Dan Boyle</b>  | <b>57</b> |
| 2007-08        | Craig Rivet       | 35        |
| 2006-07        | Matt Carle        | 42        |
| 2005-06        | Tom Preissing     | 43        |
| 2003-04        | Brad Stuart       | 39        |
| 2002-03        | Mike Rathje       | 29        |
| 2001-02        | Gary Suter        | 33        |
| 2000-01        | Gary Suter        | 34        |
| 1999-00        | Brad Stuart       | 36        |
| 1998-99        | Bill Houlder      | 32        |
| 1997-98        | Bill Houlder      | 32        |
| 1996-97        | Todd Gill         | 21        |
| 1995-96        | Marcus Ragnarsson | 39        |
| 1994-95        | Sandis Ozolinsh   | 25        |
| 1993-94        | Sandis Ozolinsh   | 64        |
| 1992-93        | Sandis Ozolinsh   | 23        |
| 1991-92        | Doug Wilson       | 28        |
|                | David Williams    | 28        |

# GOALTENDING LEADERS BY SEASON



Active players on Sharks Roster in **bold**\* — Led the NHL

## GAMES PLAYED

|         |                       |           |
|---------|-----------------------|-----------|
| 2008-09 | <b>Evgeni Nabokov</b> | <b>62</b> |
| 2007-08 | <b>Evgeni Nabokov</b> | <b>77</b> |
| 2006-07 | <b>Evgeni Nabokov</b> | <b>50</b> |
| 2005-06 | <b>Evgeni Nabokov</b> | <b>45</b> |
| 2003-04 | <b>Evgeni Nabokov</b> | <b>59</b> |
| 2002-03 | <b>Evgeni Nabokov</b> | <b>55</b> |
| 2001-02 | <b>Evgeni Nabokov</b> | <b>67</b> |
| 2000-01 | <b>Evgeni Nabokov</b> | <b>66</b> |
| 1999-00 | Steve Shields         | 67        |
| 1998-99 | Mike Vernon           | 49        |
| 1997-98 | Mike Vernon           | 62        |
| 1996-97 | Kelly Hrudey          | 48        |
| 1995-96 | Chris Terreri         | 46        |
| 1994-95 | Arturs Irbe           | 38        |
| 1993-94 | Arturs Irbe           | 74        |
| 1992-93 | Arturs Irbe           | 36        |
| 1991-92 | Jeff Hackett          | 42        |

## MINUTES

|         |                       |              |
|---------|-----------------------|--------------|
| 2008-09 | <b>Evgeni Nabokov</b> | <b>3,686</b> |
| 2007-08 | <b>Evgeni Nabokov</b> | <b>4,561</b> |
| 2006-07 | <b>Evgeni Nabokov</b> | <b>2,778</b> |
| 2005-06 | <b>Evgeni Nabokov</b> | <b>2,575</b> |
| 2003-04 | <b>Evgeni Nabokov</b> | <b>3,456</b> |
| 2002-03 | <b>Evgeni Nabokov</b> | <b>1,561</b> |
| 2001-02 | <b>Evgeni Nabokov</b> | <b>3,901</b> |
| 2000-01 | <b>Evgeni Nabokov</b> | <b>3,700</b> |
| 1999-00 | Steve Shields         | 3,797        |
| 1998-99 | Mike Vernon           | 2,831        |
| 1997-98 | Mike Vernon           | 3,564        |
| 1996-97 | Kelly Hrudey          | 2,631        |
| 1995-96 | Chris Terreri         | 2,516        |
| 1994-95 | Arturs Irbe           | 2,043        |
| 1993-94 | Arturs Irbe           | 4,412        |
| 1992-93 | Arturs Irbe           | 2,074        |
| 1991-92 | Jeff Hackett          | 2,314        |

## GOALS-AGAINST AVERAGE (Min. 15 GP)

|         |                       |             |
|---------|-----------------------|-------------|
| 2008-09 | Brian Boucher         | 2.18        |
| 2007-08 | <b>Evgeni Nabokov</b> | <b>2.14</b> |
| 2006-07 | <b>Evgeni Nabokov</b> | <b>2.29</b> |
| 2005-06 | Vesa Toskala          | 2.56        |
| 2003-04 | <b>Evgeni Nabokov</b> | <b>2.20</b> |
| 2002-03 | <b>Evgeni Nabokov</b> | <b>2.71</b> |
| 2001-02 | <b>Evgeni Nabokov</b> | <b>2.29</b> |
| 2000-01 | <b>Evgeni Nabokov</b> | <b>2.19</b> |
| 1999-00 | Mike Vernon           | 2.49        |
| 1998-99 | Steve Shields         | 2.22        |
| 1997-98 | Mike Vernon           | 2.46        |
| 1996-97 | Chris Terreri         | 2.75        |
| 1995-96 | Chris Terreri         | 3.70        |
| 1994-95 | Arturs Irbe           | 3.26        |
| 1993-94 | Arturs Irbe           | 2.84        |
| 1992-93 | Arturs Irbe           | 4.11        |
| 1991-92 | Jeff Hackett          | 3.84        |

## WINS

|         |                       |           |
|---------|-----------------------|-----------|
| 2008-09 | Evgeni Nabokov        | 41        |
| 2007-08 | Evgeni Nabokov        | *46       |
| 2006-07 | Vesa Toskala          | 26        |
| 2005-06 | Vesa Toskala          | 23        |
| 2003-04 | <b>Evgeni Nabokov</b> | <b>31</b> |
| 2002-03 | <b>Evgeni Nabokov</b> | <b>19</b> |
| 2001-02 | <b>Evgeni Nabokov</b> | <b>37</b> |
| 2000-01 | <b>Evgeni Nabokov</b> | <b>32</b> |

|         |               |    |
|---------|---------------|----|
| 1999-00 | Steve Shields | 27 |
| 1998-99 | Mike Vernon   | 16 |
| 1997-98 | Mike Vernon   | 30 |
| 1996-97 | Kelly Hrudey  | 16 |
| 1995-96 | Chris Terreri | 13 |
| 1994-95 | Arturs Irbe   | 14 |
| 1993-94 | Arturs Irbe   | 30 |
| 1992-93 | Arturs Irbe   | 7  |
| 1991-92 | Jeff Hackett  | 11 |

## TIES

|         |                       |          |
|---------|-----------------------|----------|
| 2003-04 | <b>Evgeni Nabokov</b> | <b>8</b> |
| 2002-03 | <b>Evgeni Nabokov</b> | <b>8</b> |
| 2001-02 | <b>Evgeni Nabokov</b> | <b>5</b> |
| 2000-01 | <b>Evgeni Nabokov</b> | <b>7</b> |
| 1999-00 | Steve Shields         | 8        |
| 1998-99 | Mike Vernon           | 10       |
| 1997-98 | Mike Vernon           | 8        |
| 1996-97 | Kelly Hrudey          | 5        |
| 1995-96 | Arturs Irbe           | 4        |
| 1994-95 | Arturs Irbe           | 3        |
| 1993-94 | Arturs Irbe           | 16       |
| 1992-93 | Jeff Hackett          | 1        |
|         | Brian Hayward         |          |
| 1991-92 | Arturs Irbe           | 3        |

## DECISIONS

|         |                       |                  |           |
|---------|-----------------------|------------------|-----------|
| 2008-09 | <b>Evgeni Nabokov</b> | <b>(41-12-8)</b> | <b>61</b> |
| 2007-08 | <b>Evgeni Nabokov</b> | <b>(46-21-8)</b> | <b>75</b> |
| 2006-07 | <b>Evgeni Nabokov</b> | <b>(25-16-4)</b> | <b>45</b> |
| 2005-06 | <b>Evgeni Nabokov</b> | <b>(16-19-7)</b> | <b>42</b> |
| 2003-04 | <b>Evgeni Nabokov</b> | <b>(31-19-8)</b> | <b>58</b> |
| 2002-03 | <b>Evgeni Nabokov</b> | <b>(19-28-8)</b> | <b>55</b> |
| 2001-02 | <b>Evgeni Nabokov</b> | <b>(37-24-5)</b> | <b>67</b> |
| 2000-01 | <b>Evgeni Nabokov</b> | <b>(32-21-7)</b> | <b>60</b> |
| 1999-00 | Steve Shields         | (27-30-8)        | 65        |
| 1998-99 | Mike Vernon           | (16-22-10)       | 38        |
| 1997-98 | Mike Vernon           | (30-22-8)        | 60        |
| 1996-97 | Kelly Hrudey          | (16-24-5)        | 45        |
| 1995-96 | Chris Terreri         | (13-29-1)        | 43        |
| 1994-95 | Arturs Irbe           | (14-19-3)        | 36        |
| 1993-94 | Arturs Irbe           | (30-28-16)       | 74        |
| 1992-93 | Jeff Hackett          | (2-30-1)         | 33        |
|         | Arturs Irbe           | (7-26-0)         |           |
| 1991-92 | Jeff Hackett          | (11-27-1)        | 39        |

## EMPTY NET GOALS ALLOWED

|         |                       |          |
|---------|-----------------------|----------|
| 2008-09 | Brian Boucher         | 2        |
| 2007-08 | <b>Evgeni Nabokov</b> | <b>6</b> |
| 2006-07 | <b>Evgeni Nabokov</b> | <b>4</b> |
| 2005-06 | <b>Evgeni Nabokov</b> | <b>2</b> |
| 2003-04 | Vesa Toskala          | 3        |
| 2002-03 | <b>Evgeni Nabokov</b> | <b>5</b> |
| 2001-02 | <b>Evgeni Nabokov</b> | <b>5</b> |
| 2000-01 | <b>Evgeni Nabokov</b> | <b>3</b> |
| 1999-00 | Steve Shields         | 3        |
| 1998-99 | Mike Vernon           | 3        |
| 1997-98 | Kelly Hrudey          | 4        |
| 1996-97 | Kelly Hrudey          | 4        |
|         | Chris Terreri         | 4        |
| 1995-96 | Chris Terreri         | 10       |
| 1994-95 | Arturs Irbe           | 4        |
| 1993-94 | Arturs Irbe           | 4        |
| 1992-93 | Arturs Irbe           | 3        |
| 1991-92 | Jarmo Myllys          | 6        |



# GOALTENDING LEADERS BY SEASON

Active players on Sharks Roster in **bold**

## SHUTOUTS

|                |                           |           |
|----------------|---------------------------|-----------|
| <b>2008-09</b> | <b>Evgeni Nabokov</b>     | <b>7</b>  |
| <b>2007-08</b> | <b>Evgeni Nabokov</b>     | <b>6</b>  |
| <b>2006-07</b> | <b>Evgeni Nabokov</b>     | <b>7</b>  |
| 2005-06        | Vesa Toskala              | 2         |
| <b>2003-04</b> | <b>Evgeni Nabokov</b>     | <b>^9</b> |
| <b>2002-03</b> | <b>Evgeni Nabokov</b>     | <b>3</b>  |
| <b>2001-02</b> | <b>Evgeni Nabokov</b>     | <b>7</b>  |
| <b>2000-01</b> | <b>Evgeni Nabokov</b>     | <b>*6</b> |
| 1999-00        | Steve Shields             | 4         |
| 1998-99        | Mike Vernon/Steve Shields | 4         |
| 1997-98        | Mike Vernon               | #5        |
| 1996-97        | Ed Belfour                | 1         |
| 1995-96        | None                      |           |
| 1994-95        | Arturs Irbe               | 4         |
| 1993-94        | Arturs Irbe               | 3         |
| 1992-93        | Arturs Irbe               | 1         |
| 1991-92        | None                      |           |

^Nabokov and Vesa Toskala shared a shutout on Nov. 21, 2003, but it is not counted in Nabokov's totals. \*Nabokov and Miikka Kiprusoff shared a shutout on March 12, 2001. Kiprusoff faced no shots in 38 seconds, but the shutout is not counted in Nabokov's totals. #Vernon and Kelly Hrudey shared a shutout on April 7, 1998 but it is not counted in Vernon's totals.

## GOALS ALLOWED

|                |                       |            |
|----------------|-----------------------|------------|
| <b>2008-09</b> | <b>Evgeni Nabokov</b> | <b>150</b> |
| <b>2007-08</b> | <b>Evgeni Nabokov</b> | <b>163</b> |
| <b>2006-07</b> | <b>Evgeni Nabokov</b> | <b>106</b> |
| <b>2005-06</b> | <b>Evgeni Nabokov</b> | <b>133</b> |
| <b>2003-04</b> | <b>Evgeni Nabokov</b> | <b>127</b> |
| <b>2002-03</b> | <b>Evgeni Nabokov</b> | <b>146</b> |
| <b>2001-02</b> | <b>Evgeni Nabokov</b> | <b>149</b> |
| <b>2000-01</b> | <b>Evgeni Nabokov</b> | <b>135</b> |
| 1999-00        | Steve Shields         | 162        |
| 1998-99        | Mike Vernon           | 107        |
| 1997-98        | Mike Vernon           | 146        |
| 1996-97        | Kelly Hrudey          | 140        |
| 1995-96        | Chris Terreri         | 155        |
| 1994-95        | Arturs Irbe           | 111        |
| 1993-94        | Arturs Irbe           | 209        |
| 1992-93        | Jeff Hackett          | 176        |
| 1991-92        | Jeff Hackett          | 148        |

## SHOTS AGAINST

|                |                       |              |
|----------------|-----------------------|--------------|
| <b>2008-09</b> | <b>Evgeni Nabokov</b> | <b>1,663</b> |
| <b>2007-08</b> | <b>Evgeni Nabokov</b> | <b>1,802</b> |
| <b>2006-07</b> | <b>Evgeni Nabokov</b> | <b>1,227</b> |
| <b>2005-06</b> | <b>Evgeni Nabokov</b> | <b>1,160</b> |
| <b>2003-04</b> | <b>Evgeni Nabokov</b> | <b>1,610</b> |
| <b>2002-03</b> | <b>Evgeni Nabokov</b> | <b>1,561</b> |
| <b>2001-02</b> | <b>Evgeni Nabokov</b> | <b>1,818</b> |
| <b>2000-01</b> | <b>Evgeni Nabokov</b> | <b>1,582</b> |
| 1999-00        | Steve Shields         | 1,826        |
| 1998-99        | Mike Vernon           | 1,200        |
| 1997-98        | Mike Vernon           | 1,401        |
| 1996-97        | Kelly Hrudey          | 1,263        |
| 1995-96        | Chris Terreri         | 1,322        |
| 1994-95        | Arturs Irbe           | 1,056        |
| 1993-94        | Arturs Irbe           | 2,064        |
| 1992-93        | Arturs Irbe           | 1,250        |
| 1991-92        | Jeff Hackett          | 1,366        |

## SAVE PERCENTAGE (Min. 15 of team's games played)

|                |                           |             |
|----------------|---------------------------|-------------|
| 2008-09        | Brian Boucher             | .917        |
| <b>2007-08</b> | <b>Evgeni Nabokov</b>     | <b>.910</b> |
| <b>2006-07</b> | <b>Evgeni Nabokov</b>     | <b>.914</b> |
| 2005-06        | Vesa Toskala              | .901        |
| <b>2003-04</b> | <b>Evgeni Nabokov</b>     | <b>.921</b> |
| <b>2002-03</b> | <b>Evgeni Nabokov</b>     | <b>.906</b> |
| <b>2001-02</b> | <b>Evgeni Nabokov</b>     | <b>.918</b> |
| <b>2000-01</b> | <b>Evgeni Nabokov</b>     | <b>.915</b> |
| 1999-00        | Steve Shields/Mike Vernon | .911        |
| 1998-99        | Steve Shields             | .921        |
| 1997-98        | Kelly Hrudey              | .897        |
| 1996-97        | Chris Terreri             | .901        |
| 1995-96        | Chris Terreri             | .883        |
| 1994-95        | Wade Flaherty             | .903        |
| 1993-94        | Arturs Irbe               | .899        |
| 1992-93        | Arturs Irbe               | .886        |
| 1991-92        | Jeff Hackett              | .892        |

## GOALS

|                |                       |          |
|----------------|-----------------------|----------|
| <b>2001-02</b> | <b>Evgeni Nabokov</b> | <b>1</b> |
|----------------|-----------------------|----------|

## ASSISTS

|                |                       |          |
|----------------|-----------------------|----------|
| 2008-09        | Evgeni Nabokov        | 1        |
| 2007-08        | Evgeni Nabokov        | 2        |
| 2006-07        | Vesa Toskala          | 3        |
| 2005-06        | Vesa Toskala          | 1        |
|                | <b>Evgeni Nabokov</b> | <b>1</b> |
| 2003-04        | None                  |          |
| 2002-03        | None                  |          |
| <b>2001-02</b> | <b>Evgeni Nabokov</b> | <b>3</b> |
| <b>2000-01</b> | <b>Evgeni Nabokov</b> | <b>2</b> |
| 1999-00        | Steve Shields         | 1        |
| 1998-99        | Steve Shields         | 1        |
| 1997-98        | Mike Vernon           | 2        |
| 1996-97        | None                  |          |
| 1995-96        | Chris Terreri         | 5        |
| 1994-95        | Wade Flaherty         | 1        |
| 1993-94        | Arturs Irbe           | 2        |
| 1992-93        | Jeff Hackett          | 1        |
|                | Brian Hayward         |          |
| 1991-92        | Jeff Hackett          | 2        |

## PENALTY MINUTES

|                |                       |           |
|----------------|-----------------------|-----------|
| <b>2008-09</b> | <b>Evgeni Nabokov</b> | <b>12</b> |
| <b>2007-08</b> | <b>Evgeni Nabokov</b> | <b>12</b> |
| <b>2006-07</b> | <b>Evgeni Nabokov</b> | <b>6</b>  |
| <b>2005-06</b> | <b>Evgeni Nabokov</b> | <b>18</b> |
| <b>2003-04</b> | <b>Evgeni Nabokov</b> | <b>14</b> |
| <b>2002-03</b> | <b>Evgeni Nabokov</b> | <b>10</b> |
| <b>2001-02</b> | <b>Evgeni Nabokov</b> | <b>14</b> |
| <b>2000-01</b> | <b>Evgeni Nabokov</b> | <b>8</b>  |
| 1999-00        | Steve Shields         | 29        |
| 1998-99        | Mike Vernon           | 8         |
| 1997-98        | Mike Vernon           | 24        |
| 1996-97        | Ed Belfour            | 8         |
| 1995-96        | Arturs Irbe           | 4         |
|                | Chris Terreri         | 4         |
| 1994-95        | Arturs Irbe           | 4         |
| 1993-94        | Arturs Irbe           | 16        |
| 1992-93        | Arturs Irbe           | 10        |
| 1991-92        | Brian Hayward         | 14        |

# ROOKIE SINGLE SEASON LEADERS



Active players on Sharks Roster in **bold**

## GAMES PLAYED

|                               |           |               |
|-------------------------------|-----------|---------------|
| 1. Doug Zmolek                | 84        | '92-93        |
| 2. <b>Torrey Mitchell</b>     | <b>82</b> | <b>'07-08</b> |
| Brad Stuart                   | 82        | '99-00        |
| 4. <b>Marc-Edouard Vlasic</b> | <b>81</b> | <b>'06-07</b> |
| Milan Michalek                | 81        | '05-06        |
| Marcel Goc                    | 81        | '05-06        |
| 7. Pat Falloon                | 79        | '91-92        |
| Matt Carle                    | 77        | '06-07        |
| 9. <b>Patrick Marleau</b>     | <b>74</b> | <b>'97-98</b> |
| Marco Sturm                   | 74        | '97-98        |
| Shean Donovan                 | 74        | '95-96        |

## GOALS

|                           |           |               |
|---------------------------|-----------|---------------|
| 1. Pat Falloon            | 25        | '91-92        |
| 2. Rob Gaudreau           | 23        | '92-93        |
| 3. Milan Michalek         | 17        | '05-06        |
| 4. <b>Ryane Clowe</b>     | <b>16</b> | <b>'06-07</b> |
| 5. Jeff Friesen           | 15        | '94-95        |
| 6. <b>Joe Pavelski</b>    | <b>14</b> | <b>'06-07</b> |
| Steve Bernier             | 14        | '05-06        |
| 8. <b>Patrick Marleau</b> | <b>13</b> | <b>'97-98</b> |
| Steve Guolla              | 13        | '96-97        |
| Shean Donovan             | 13        | '95-96        |

## ASSISTS

|                               |           |               |
|-------------------------------|-----------|---------------|
| 1. Pat Falloon                | 34        | '91-92        |
| 2. Matt Carle                 | 31        | '06-07        |
| Marcus Ragnarsson             | 31        | '95-96        |
| 4. Brad Stuart                | 26        | '99-00        |
| 5. David Williams             | 25        | '91-92        |
| 6. <b>Marc-Edouard Vlasic</b> | <b>23</b> | <b>'06-07</b> |
| 7. Marco Sturm                | 20        | '97-98        |
| Rob Gaudreau                  | 20        | '92-93        |
| 9. Jim Fahey                  | 19        | '02-03        |
| <b>Patrick Marleau</b>        | <b>19</b> | <b>'97-98</b> |

## POINTS

|                           |           |               |
|---------------------------|-----------|---------------|
| 1. Pat Falloon            | 59        | '91-92        |
| 2. Rob Gaudreau           | 43        | '92-93        |
| 3. Matt Carle             | 42        | '06-07        |
| 4. Marcus Ragnarsson      | 39        | '95-96        |
| 5. Brad Stuart            | 36        | '99-00        |
| 6. Milan Michalek         | 35        | '05-06        |
| 7. <b>Ryane Clowe</b>     | <b>34</b> | <b>'06-07</b> |
| 8. <b>Patrick Marleau</b> | <b>32</b> | <b>'97-98</b> |
| Marco Sturm               | 30        | '97-98        |
| Alexander Korolyuk        | 30        | '98-99        |

## PLUS/MINUS

(Min. 60 percent of team's games played)

|                               |           |               |
|-------------------------------|-----------|---------------|
| 1. Matt Bradley               | 22        | '01-02        |
| 2. <b>Marc-Edouard Vlasic</b> | <b>13</b> | <b>'06-07</b> |
| 3. Matt Carle                 | 9         | '06-07        |
| 4. Tom Preissing              | 8         | '03-04        |
| Andrei Zyuzin                 | 8         | '97-98        |
| 6. Niko Dimitrakos            | 6         | '03-04        |
| 7. Josh Gorges                | 5         | '05-06        |
| <b>Patrick Marleau</b>        | <b>5</b>  | <b>'97-98</b> |
| 9. <b>Ryane Clowe</b>         | <b>4</b>  | <b>'06-07</b> |
| <b>Joe Pavelski</b>           | <b>4</b>  | <b>'06-07</b> |

## PENALTY MINUTES

|                          |           |               |
|--------------------------|-----------|---------------|
| 1. Link Gaetz            | 326       | '91-92        |
| 2. Doug Zmolek           | 229       | '92-93        |
| 3. Jeff Odgers           | 217       | '91-92        |
| 4. Dody Wood             | 138       | '95-96        |
| 5. Neil Wilkinson        | 107       | '91-92        |
| 6. Andrei Nazarov        | 94        | '94-95        |
| 7. Rob Davison           | 92        | '03-04        |
| 8. Jay More              | 85        | '91-92        |
| 9. <b>Ryane Clowe</b>    | <b>78</b> | <b>'06-07</b> |
| 10. <b>Brad Staubitz</b> | <b>76</b> | <b>'08-09</b> |

## POWER-PLAY GOALS

|                        |          |               |
|------------------------|----------|---------------|
| 1. Matt Carle          | 8        | '06-07        |
| 2. <b>Joe Pavelski</b> | <b>5</b> | <b>'06-07</b> |
| Grant Stevenson        | 5        | '05-06        |
| Brad Stuart            | 5        | '99-00        |
| Pat Falloon            | 5        | '91-92        |
| Jeff Friesen           | 5        | '94-95        |
| Rob Gaudreau           | 5        | '92-93        |
| 8. <b>Ryane Clowe</b>  | <b>4</b> | <b>'06-07</b> |
| Milan Michalek         | 4        | '05-06        |
| Marcus Ragnarsson      | 4        | '95-96        |
| Dale Craigwell         | 4        | '91-92        |

## SHORT-HANDED GOALS

|                           |          |               |
|---------------------------|----------|---------------|
| 1. <b>Torrey Mitchell</b> | <b>2</b> | <b>'07-08</b> |
| Rob Gaudreau              | 2        | '92-93        |
| 3. Tomas Plihal           | 1        | '08-09        |
| Steve Bernier             | 1        | '05-06        |
| Brad Stuart               | 1        | '99-00        |
| Jeff Friesen              | 1        | '94-95        |
| Dody Wood                 | 1        | '95-96        |
| Shean Donovan             | 1        | '95-96        |

## GAME-WINNING GOALS

|                           |          |               |
|---------------------------|----------|---------------|
| 1. Niko Dimitrakos        | 4        | '03-04        |
| 2. <b>Joe Pavelski</b>    | <b>3</b> | <b>'06-07</b> |
| <b>Ryane Clowe</b>        | <b>3</b> | <b>'06-07</b> |
| Jonathan Cheechoo         | 3        | '02-03        |
| Marco Sturm               | 3        | '97-98        |
| 6. <b>Devin Setoguchi</b> | <b>2</b> | <b>'07-08</b> |
| Milan Michalek            | 2        | '05-06        |
| Marcel Goc                | 2        | '05-06        |
| Grant Stevenson           | 2        | '05-06        |
| Jeff Jillson              | 2        | '01-02        |
| Matt Bradley              | 2        | '01-02        |
| <b>Patrick Marleau</b>    | <b>2</b> | <b>'97-98</b> |
| Andrei Zyuzin             | 2        | '97-98        |
| Shean Donovan             | 2        | '95-96        |
| Dale Craigwell            | 2        | '91-92        |
| Jeff Friesen              | 2        | '94-95        |
| Tom Pederson              | 2        | '92-93        |

## GAME-TYING GOALS

|                      |   |        |
|----------------------|---|--------|
| 1. Pat Falloon       | 2 | '91-92 |
| 2. Jonathan Cheechoo | 1 | '02-03 |
| Tom Preissing        | 1 | '03-04 |
| Niko Dimitrakos      | 1 | '02-03 |

## SHOTS

|                           |            |               |
|---------------------------|------------|---------------|
| 1. Rob Gaudreau           | 191        | '92-93        |
| 2. Pat Falloon            | 181        | '91-92        |
| 3. Milan Michalek         | 159        | '05-06        |
| 4. Brad Stuart            | 133        | '99-00        |
| 5. Marco Sturm            | 118        | '97-98        |
| 6. Niko Dimitrakos        | 116        | '03-04        |
| 7. <b>Joe Pavelski</b>    | <b>111</b> | <b>'06-07</b> |
| Matt Carle                | 111        | '06-07        |
| 9. <b>Torrey Mitchell</b> | <b>110</b> | <b>'07-08</b> |
| 10. Viktor Kozlov         | 107        | '95-96        |

## HAT TRICKS

|                       |          |               |
|-----------------------|----------|---------------|
| 1. Rob Gaudreau       | 2        | '92-93        |
| 2. <b>Ryane Clowe</b> | <b>1</b> | <b>'06-07</b> |
| Alexei Yegorov        | 1        | '95-96        |

## POINTS BY DEFENSEMAN

|                               |           |               |
|-------------------------------|-----------|---------------|
| 1. Matt Carle                 | 42        | '06-07        |
| 2. Marcus Ragnarsson          | 39        | '95-96        |
| 3. Brad Stuart                | 36        | '99-00        |
| 4. David Williams             | 28        | '91-92        |
| 5. <b>Marc-Edouard Vlasic</b> | <b>26</b> | <b>'06-07</b> |
| 6. Sandis Ozolinsh            | 23        | '92-93        |
| 7. Tom Pederson               | 20        | '92-93        |
| 8. Jim Fahey                  | 19        | '02-03        |
| Tom Preissing                 | 19        | '03-04        |
| 10. Jay More                  | 17        | '91-92        |



# TEAM STATISTICS BY SEASON

## OVERALL RECORD

|         |            |              |
|---------|------------|--------------|
| 2008-09 | 53-18-11*  | (117 points) |
| 2007-08 | 49-23-10   | (108 points) |
| 2006-07 | 51-26-5    | (107 points) |
| 2005-06 | 44-27-11   | (99 points)  |
| 2003-04 | 43-21-12-6 | (104 points) |
| 2002-03 | 28-37-9-8  | (73 points)  |
| 2001-02 | 44-27-8-3  | (99 points)  |
| 2000-01 | 40-27-12-3 | (95 points)  |
| 1999-00 | 35-30-10-7 | (87 points)  |
| 1998-99 | 31-33-18   | (80 points)  |
| 1997-98 | 34-38-10   | (78 points)  |
| 1996-97 | 27-47-8    | (62 points)  |
| 1995-96 | 20-55-7    | (47 points)  |
| 1994-95 | 19-25-4    | (42 points)  |
| 1993-94 | 33-35-16   | (82 points)  |
| 1992-93 | 11-71-2    | (24 points)  |
| 1991-92 | 17-58-5    | (39 points)  |

\* — Presidents' Trophy

## HOME RECORD

|         |           |             |
|---------|-----------|-------------|
| 2008-09 | 32-5-4    | (68 points) |
| 2007-08 | 22-13-6   | (50 points) |
| 2006-07 | 25-12-4   | (54 points) |
| 2005-06 | 25-9-7    | (57 points) |
| 2003-04 | 24-8-7-2  | (57 points) |
| 2002-03 | 17-16-5-3 | (42 points) |
| 2001-02 | 25-11-3-2 | (55 points) |
| 2000-01 | 22-14-4-1 | (49 points) |
| 1999-00 | 21-17-3-3 | (48 points) |
| 1998-99 | 17-15-9   | (43 points) |
| 1997-98 | 17-19-5   | (39 points) |
| 1996-97 | 14-23-4   | (32 points) |
| 1995-96 | 12-26-3   | (27 points) |
| 1994-95 | 10-13-1   | (21 points) |
| 1993-94 | 19-13-10  | (48 points) |
| 1992-93 | 8-33-1    | (17 points) |
| 1991-92 | 14-23-3   | (31 points) |

## ROAD RECORD

|         |                   |             |
|---------|-------------------|-------------|
| 2008-09 | 21-13-7           | (49 points) |
| 2007-08 | 27-10-4 (led NHL) | (58 points) |
| 2006-07 | 26-14-1 (led NHL) | (53 points) |
| 2005-06 | 19-18-4           | (42 points) |
| 2003-04 | 19-13-5-4         | (47 points) |
| 2002-03 | 11-21-4-5         | (31 points) |
| 2001-02 | 19-16-5-1         | (44 points) |
| 2000-01 | 18-13-8-2         | (46 points) |
| 1999-00 | 14-20-7-4         | (39 points) |
| 1998-99 | 14-18-9           | (37 points) |
| 1997-98 | 17-19-5           | (39 points) |
| 1996-97 | 13-24-4           | (30 points) |
| 1995-96 | 8-29-4            | (20 points) |
| 1994-95 | 9-12-3            | (21 points) |
| 1993-94 | 14-22-6           | (34 points) |
| 1992-93 | 3-38-1            | (7 points)  |
| 1991-92 | 3-35-2            | (8 points)  |

## GOALS FOR

|         |     |             |
|---------|-----|-------------|
| 2008-09 | 251 | (3.06 avg.) |
| 2007-08 | 216 | (2.63 avg.) |
| 2006-07 | 256 | (3.12 avg.) |
| 2005-06 | 265 | (3.23 avg.) |
| 2003-04 | 219 | (2.67 avg.) |
| 2002-03 | 214 | (2.60 avg.) |
| 2001-02 | 248 | (3.02 avg.) |
| 2000-01 | 217 | (2.65 avg.) |
| 1999-00 | 225 | (2.74 avg.) |
| 1998-99 | 196 | (2.39 avg.) |
| 1997-98 | 210 | (2.56 avg.) |
| 1996-97 | 211 | (2.57 avg.) |
| 1995-96 | 252 | (3.07 avg.) |
| 1994-95 | 129 | (2.69 avg.) |
| 1993-94 | 252 | (3.00 avg.) |
| 1992-93 | 218 | (2.60 avg.) |
| 1991-92 | 219 | (2.74 avg.) |

## GOALS AGAINST

|         |     |             |
|---------|-----|-------------|
| 2008-09 | 199 | (2.43 avg.) |
| 2007-08 | 187 | (2.28 avg.) |
| 2006-07 | 197 | (2.40 avg.) |
| 2005-06 | 235 | (2.87 avg.) |
| 2003-04 | 183 | (2.23 avg.) |
| 2002-03 | 239 | (2.91 avg.) |
| 2001-02 | 199 | (2.42 avg.) |
| 2000-01 | 192 | (2.34 avg.) |
| 1999-00 | 214 | (2.61 avg.) |
| 1998-99 | 191 | (2.33 avg.) |
| 1997-98 | 216 | (2.63 avg.) |
| 1996-97 | 278 | (3.39 avg.) |
| 1995-96 | 357 | (4.35 avg.) |
| 1994-95 | 161 | (3.35 avg.) |
| 1993-94 | 265 | (3.15 avg.) |
| 1992-93 | 414 | (4.93 avg.) |
| 1991-92 | 359 | (4.49 avg.) |

## SHOTS FOR

|         |       |             |
|---------|-------|-------------|
| 2008-09 | 2,720 | (33.2 avg.) |
| 2007-08 | 2,428 | (29.6 avg.) |
| 2006-07 | 2,346 | (28.6 avg.) |
| 2005-06 | 2,483 | (30.1 avg.) |
| 2003-04 | 2,300 | (28.0 avg.) |
| 2002-03 | 2,303 | (28.0 avg.) |
| 2001-02 | 2,228 | (27.1 avg.) |
| 2000-01 | 2,266 | (27.6 avg.) |
| 1999-00 | 2,248 | (27.4 avg.) |
| 1998-99 | 2,143 | (26.1 avg.) |
| 1997-98 | 2,169 | (26.5 avg.) |
| 1996-97 | 2,277 | (27.8 avg.) |
| 1995-96 | 2,143 | (26.1 avg.) |
| 1994-95 | 1,152 | (24.0 avg.) |
| 1993-94 | 2,101 | (25.0 avg.) |
| 1992-93 | 2,384 | (28.4 avg.) |
| 1991-92 | 2,340 | (29.3 avg.) |

## SHOTS AGAINST

|         |       |             |
|---------|-------|-------------|
| 2008-09 | 2,228 | (27.1 avg.) |
| 2007-08 | 1,981 | (24.1 avg.) |
| 2006-07 | 2,149 | (26.2 avg.) |
| 2005-06 | 2,180 | (26.6 avg.) |
| 2003-04 | 2,373 | (28.9 avg.) |
| 2002-03 | 2,392 | (29.2 avg.) |
| 2001-02 | 2,335 | (28.5 avg.) |
| 2000-01 | 2,169 | (26.5 avg.) |
| 1999-00 | 2,357 | (27.4 avg.) |
| 1998-99 | 2,217 | (27.0 avg.) |
| 1997-98 | 2,020 | (24.6 avg.) |
| 1996-97 | 2,398 | (29.2 avg.) |
| 1995-96 | 2,716 | (33.1 avg.) |
| 1994-95 | 1,517 | (31.6 avg.) |
| 1993-94 | 2,389 | (28.4 avg.) |
| 1992-93 | 3,080 | (36.7 avg.) |
| 1991-92 | 2,900 | (36.3 avg.) |

## PENALTY MINUTES

|         |       |             |
|---------|-------|-------------|
| 2008-09 | 1,053 | (12.8 avg.) |
| 2007-08 | 1,075 | (13.1 avg.) |
| 2006-07 | 955   | (11.6 avg.) |
| 2005-06 | 1,058 | (12.9 avg.) |
| 2003-04 | 1,091 | (13.3 avg.) |
| 2002-03 | 1,112 | (13.5 avg.) |
| 2001-02 | 1,249 | (15.2 avg.) |
| 2000-01 | 1,364 | (16.6 avg.) |
| 1999-00 | 1,292 | (15.8 avg.) |
| 1998-99 | 1,423 | (17.4 avg.) |
| 1997-98 | 1,397 | (17.0 avg.) |
| 1996-97 | 2,085 | (25.4 avg.) |
| 1995-96 | 1,480 | (18.0 avg.) |
| 1994-95 | 840   | (17.5 avg.) |
| 1993-94 | 1,343 | (16.0 avg.) |
| 1992-93 | 2,134 | (25.4 avg.) |
| 1991-92 | 1,894 | (23.7 avg.) |



## SHORT-HANDED GOALS

|         |    |
|---------|----|
| 2008-09 | 12 |
| 2007-08 | 7  |
| 2006-07 | 7  |
| 2005-06 | 10 |
| 2003-04 | 9  |
| 2002-03 | 5  |
| 2001-02 | 15 |
| 2000-01 | 8  |
| 1999-00 | 16 |
| 1998-99 | 8  |
| 1997-98 | 10 |
| 1996-97 | 9  |
| 1995-96 | 15 |
| 1994-95 | 6  |
| 1993-94 | 6  |
| 1992-93 | 13 |
| 1991-92 | 11 |

## SHORT-HANDED GOALS ALLOWED

|         |    |
|---------|----|
| 2008-09 | 11 |
| 2007-08 | 9  |
| 2006-07 | 4  |
| 2005-06 | 11 |
| 2003-04 | 9  |
| 2002-03 | 10 |
| 2001-02 | 6  |
| 2000-01 | 10 |
| 1999-00 | 4  |
| 1998-99 | 4  |
| 1997-98 | 5  |
| 1996-97 | 11 |
| 1995-96 | 20 |
| 1994-95 | 5  |
| 1993-94 | 13 |
| 1992-93 | 15 |
| 1991-92 | 17 |

## POWER PLAY GOALS

|         |    |
|---------|----|
| 2008-09 | 87 |
| 2007-08 | 70 |
| 2006-07 | 92 |
| 2005-06 | 91 |
| 2003-04 | 56 |
| 2002-03 | 68 |
| 2001-02 | 59 |
| 2000-01 | 57 |
| 1999-00 | 62 |
| 1998-99 | 53 |
| 1997-98 | 54 |
| 1996-97 | 51 |
| 1995-96 | 62 |
| 1994-95 | 24 |
| 1993-94 | 68 |
| 1992-93 | 66 |
| 1991-92 | 64 |

## POWER-PLAY GOALS ALLOWED

|         |     |
|---------|-----|
| 2008-09 | 51  |
| 2007-08 | 44  |
| 2006-07 | 55  |
| 2005-06 | 77  |
| 2003-04 | 47  |
| 2002-03 | 68  |
| 2001-02 | 54  |
| 2000-01 | 61  |
| 1999-00 | 61  |
| 1998-99 | 61  |
| 1997-98 | 59  |
| 1996-97 | 66  |
| 1995-96 | 93  |
| 1994-95 | 39  |
| 1993-94 | 77  |
| 1992-93 | 113 |
| 1991-92 | 89  |

## POWER PLAY PERCENTAGE

|         |       |          |
|---------|-------|----------|
| 2008-09 | 24.2% | (87-360) |
| 2007-08 | 18.8% | (70-372) |
| 2006-07 | 22.4% | (92-410) |
| 2005-06 | 18.2% | (91-500) |
| 2003-04 | 16.6% | (56-337) |
| 2002-03 | 18.1% | (68-375) |
| 2001-02 | 16.0% | (59-369) |
| 2000-01 | 14.0% | (57-406) |
| 1999-00 | 16.4% | (62-377) |
| 1998-99 | 13.3% | (53-399) |
| 1997-98 | 13.5% | (54-400) |
| 1996-97 | 14.3% | (50-349) |
| 1995-96 | 16.1% | (62-385) |
| 1994-95 | 11.8% | (24-203) |
| 1993-94 | 16.0% | (68-424) |
| 1992-93 | 16.1% | (66-409) |
| 1991-92 | 17.1% | (64-374) |

## PENALTY KILLING PERCENTAGE

|         |                 |           |
|---------|-----------------|-----------|
| 2008-09 | 83.3%           | (51-306)  |
| 2007-08 | 85.8% (led NHL) | (44-310)  |
| 2006-07 | 83.3%           | (55-330)  |
| 2005-06 | 80.7%           | (77-399)  |
| 2003-04 | 85.3%           | (47-319)  |
| 2002-03 | 81.0%           | (68-358)  |
| 2001-02 | 85.8%           | (54-381)  |
| 2000-01 | 86.2%           | (61-441)  |
| 1999-00 | 83.6%           | (61-372)  |
| 1998-99 | 85.0%           | (61-407)  |
| 1997-98 | 85.2%           | (59-398)  |
| 1996-97 | 83.9%           | (66-409)  |
| 1995-96 | 76.6%           | (93-397)  |
| 1994-95 | 81.3%           | (39-208)  |
| 1993-94 | 78.6%           | (77-360)  |
| 1992-93 | 76.7%           | (113-483) |
| 1991-92 | 78.1%           | (89-407)  |

## TEAM SHUTOUTS

|         |    |
|---------|----|
| 2008-09 | 9  |
| 2007-08 | 7  |
| 2006-07 | 11 |
| 2005-06 | 5  |
| 2003-04 | 11 |
| 2002-03 | 5  |
| 2001-02 | 9  |
| 2000-01 | 9  |
| 1999-00 | 5  |
| 1998-99 | 8  |
| 1997-98 | 7  |
| 1996-97 | 1  |
| 1995-96 | 0  |
| 1994-95 | 5  |
| 1993-94 | 3  |
| 1992-93 | 1  |
| 1991-92 | 0  |

## POINTS PERCENTAGE

|         |      |
|---------|------|
| 2008-09 | .713 |
| 2007-08 | .659 |
| 2006-07 | .652 |
| 2005-06 | .604 |
| 2003-04 | .634 |
| 2002-03 | .445 |
| 2001-02 | .603 |
| 2000-01 | .579 |
| 1999-00 | .530 |
| 1998-99 | .488 |
| 1997-98 | .476 |
| 1996-97 | .378 |
| 1995-96 | .329 |
| 1994-95 | .438 |
| 1993-94 | .488 |
| 1992-93 | .143 |
| 1991-92 | .244 |



# SPECIAL TEAMS BY SEASON

## POWER PLAY

| Season        | Home       |             |             | Road       |             |             | Total       |             |             |
|---------------|------------|-------------|-------------|------------|-------------|-------------|-------------|-------------|-------------|
|               | PPG        | ATT         | PCT.        | PPG        | ATT         | PCT.        | PPG         | ATT         | PCT.        |
| 2008-09       | 41         | 197         | 20.8        | 46         | 163         | 28.2*       | 87          | 360         | 24.2        |
| 2007-08       | 39         | 206         | 18.9        | 31         | 166         | 18.7        | 70          | 372         | 18.8        |
| 2006-07       | 53         | 223         | 23.8        | 39         | 187         | 20.9        | 92          | 410         | 22.4        |
| 2005-06       | 48         | 257         | 18.7        | 43         | 243         | 17.7        | 91          | 500         | 18.2        |
| 2003-04       | 29         | 172         | 16.9        | 27         | 165         | 16.4        | 56          | 337         | 16.6        |
| 2002-03       | 37         | 190         | 19.5        | 31         | 185         | 16.8        | 68          | 375         | 18.1        |
| 2001-02       | 35         | 195         | 17.9        | 24         | 174         | 13.8        | 59          | 369         | 16.0        |
| 2000-01       | 32         | 219         | 14.6        | 25         | 187         | 13.4        | 57          | 406         | 14.0        |
| 1999-00       | 34         | 204         | 16.7        | 28         | 173         | 16.2        | 62          | 377         | 16.4        |
| 1998-99       | 23         | 199         | 11.6        | 30         | 200         | 15.0        | 53          | 399         | 13.3        |
| 1997-98       | 26         | 219         | 11.9        | 28         | 181         | 15.5        | 54          | 400         | 13.5        |
| 1996-97       | 29         | 175         | 16.6        | 21         | 174         | 12.1        | 50          | 349         | 14.3        |
| 1995-96       | 30         | 199         | 15.1        | 32         | 186         | 17.2        | 62          | 385         | 16.1        |
| 1994-95       | 14         | 114         | 12.3        | 10         | 89          | 11.2        | 24          | 203         | 11.8        |
| 1993-94       | 38         | 236         | 16.1        | 30         | 188         | 16.0        | 68          | 424         | 16.0        |
| 1992-93       | 41         | 225         | 18.2        | 25         | 184         | 13.6        | 66          | 409         | 16.1        |
| 1991-92       | 36         | 204         | 17.6        | 28         | 170         | 16.5        | 64          | 374         | 17.1        |
| <b>TOTALS</b> | <b>585</b> | <b>3434</b> | <b>17.0</b> | <b>498</b> | <b>3015</b> | <b>16.5</b> | <b>1083</b> | <b>6449</b> | <b>16.8</b> |

## PENALTY KILLING

| Season        | Home       |             |             | Road       |             |             | Total       |             |             |
|---------------|------------|-------------|-------------|------------|-------------|-------------|-------------|-------------|-------------|
|               | PPGA       | TSH         | PCT.        | PPGA       | TSH         | PCT.        | PPGA        | TSH         | PCT.        |
| 2008-09       | 20         | 135         | 85.2        | 31         | 171         | 81.9        | 51          | 306         | 83.3        |
| 2007-08       | 27         | 149         | 81.9        | 17         | 161         | 89.4*       | 44          | 310         | 85.8*       |
| 2006-07       | 23         | 167         | 86.2        | 32         | 163         | 80.4        | 55          | 330         | 83.3        |
| 2005-06       | 36         | 169         | 81.7        | 41         | 203         | 79.8        | 77          | 399         | 80.7        |
| 2003-04       | 13         | 145         | 91.0        | 34         | 174         | 80.5        | 47          | 319         | 85.3        |
| 2002-03       | 34         | 169         | 79.9        | 34         | 189         | 82.0        | 68          | 358         | 81.0        |
| 2001-02       | 22         | 170         | 87.1        | 32         | 211         | 84.8        | 54          | 381         | 85.8        |
| 2000-01       | 34         | 197         | 82.7        | 27         | 244         | 88.9        | 61          | 441         | 86.2        |
| 1999-00       | 31         | 188         | 83.5        | 30         | 184         | 83.7        | 61          | 372         | 83.6        |
| 1998-99       | 27         | 215         | 87.4        | 34         | 192         | 82.3        | 61          | 407         | 85.0        |
| 1997-98       | 32         | 191         | 83.2        | 27         | 207         | 87.0        | 59          | 398         | 85.2        |
| 1996-97       | 33         | 189         | 82.5        | 33         | 220         | 85.0        | 66          | 409         | 83.9        |
| 1995-96       | 45         | 191         | 76.4        | 48         | 206         | 76.7        | 93          | 397         | 76.6        |
| 1994-95       | 17         | 96          | 82.3        | 22         | 112         | 80.4        | 39          | 208         | 81.3        |
| 1993-94       | 40         | 181         | 77.9        | 37         | 179         | 79.3        | 77          | 360         | 78.6        |
| 1992-93       | 58         | 231         | 74.9        | 55         | 252         | 78.2        | 113         | 483         | 76.6        |
| 1991-92       | 35         | 211         | 83.4        | 54         | 196         | 72.4        | 89          | 407         | 78.1        |
| <b>TOTALS</b> | <b>527</b> | <b>2994</b> | <b>82.4</b> | <b>588</b> | <b>3264</b> | <b>82.0</b> | <b>1115</b> | <b>6258</b> | <b>82.2</b> |

\* — led NHL

RECORD BOOK



Rob Blake



Active players on Sharks Roster in **bold****SHARKS (39)**

| Goals    | Player                 | Date                  | Game                  | Score             | Goaltender(s)  |
|----------|------------------------|-----------------------|-----------------------|-------------------|--|
| <b>3</b> | <b>Joe Thornton</b>    | <b>March 25, 2008</b> | <b>at Phoenix</b>     | <b>4-5 L (OT)</b> | <b>Ilya Bryzgalov</b>                                  |
| 3        | Jonathan Cheechoo      | Feb. 9, 2008          | vs. Nashville         | 4-3 W             | Chris Mason  |
| 3        | Jonathan Cheechoo      | April 1, 2007         | vs. Los Angeles       | 6-2 W             | Sean Burke   |
| 3        | Jonathan Cheechoo      | March 22, 2007        | at Atlanta            | 5-1 W             | Kari Lehtonen (2), Johan Hedberg (1)                   |
| 3        | Bill Guerin            | March 13, 2007        | vs. Chicago           | 7-1 W             | Patrick Lalime   |
| <b>3</b> | <b>Ryane Clowe</b>     | <b>Jan. 6, 2007</b>   | <b>vs. Columbus</b>   | <b>5-2 W</b>      | <b>Fredrik Norrena</b>                                 |
| <b>3</b> | <b>Patrick Marleau</b> | <b>Nov. 9, 2006</b>   | <b>at Los Angeles</b> | <b>7-3 W</b>      | <b>Mathieu Garon</b>                                   |
| 3        | Jonathan Cheechoo      | Oct. 12, 2006         | at Edmonton           | 4-6 L             | Dwayne Roloson   |
| 3        | Jonathan Cheechoo      | April 15, 2006        | vs. Anaheim           | 6-3 W             | J.S. Giguere (2), Ilya Bryzgalov (0), Empty Net (1)    |
| 3        | Jonathan Cheechoo      | Mar. 13, 2006         | vs. Los Angeles       | 4-3 W             | Mathieu Garon  |
| 3        | Jonathan Cheechoo      | Feb. 1, 2006          | at Anaheim            | 6-4 W             | Ilya Bryzgalov   |
| 3        | Jonathan Cheechoo      | Jan. 5, 2006          | vs. Columbus          | 6-3 W             | Marc Denis   |
| 3        | Jonathan Cheechoo      | Dec. 20, 2005         | vs. Anaheim           | 4-2 W             | J.S. Giguere   |
| 3        | Alyn McCauley          | Nov. 1, 2003          | at Florida            | 6-2 W             | Steve Shields  |
| <b>3</b> | <b>Patrick Marleau</b> | <b>April 6, 2002</b>  | <b>vs. Detroit</b>    | <b>6-3 W</b>      | <b>Manny Legace</b>                                    |
| 3        | Mike Ricci             | April 7, 2001         | vs. Dallas            | 4-5 L (OT)        | Ed Belfour   |
| 3        | Teemu Selanne          | March 29, 2001        | vs. Anaheim           | 7-4 W             | Jean-Sebastien Giguere (2), Empty Net (1)              |
| 3        | Scott Thornton         | March 7, 2001         | at Florida            | 3-3 T             | Roberto Luongo   |
| 3        | Todd Harvey            | Dec. 18, 2000         | at Washington         | 5-3 W             | Ola Kolzig (2), Empty Net (1)                          |
| 3        | Jeff Friesen           | Oct. 4, 1999          | vs. Chicago           | 7-1 W             | Jocelyn Thibault (1), Steve Passmore (2)               |
| 3        | Owen Nolan             | Oct. 4, 1999          | vs. Chicago           | 7-1 W             | Jocelyn Thibault                                       |
| 3        | Vincent Damphousse     | April 3, 1999         | vs. Vancouver         | 5-2 W             | Garth Snow (2), Empty Net (1)                          |
| 3        | Marco Sturm            | Dec. 23, 1998         | at Edmonton           | 5-3 W             | Bob Essensa (1), Mikhail Shtalenkov (1), Empty Net (1) |
| 3        | Tony Granato           | April 4, 1997         | vs. Colorado          | 7-6 W             | Craig Billington                                       |
| 3        | Owen Nolan             | Oct. 27, 1996         | at Chicago            | 6-2 W             | Jimmy Waite (2)/ E. Belfour (1)                        |
| 3        | Tony Granato           | Oct. 6, 1996          | at Los Angeles        | 7-6 W             | Stephane Fiset   |
| 3        | Jeff Friesen           | March 20, 1996        | at Winnipeg           | 7-1 W             | Nikolai Khabibulin (2)/ Dominic Roussel (1)            |
| 3        | Alexei Yegorov         | Feb. 20, 1996         | at Calgary            | 3-5 L             | Rick Tabaracci   |
| 3        | Kevin Miller           | Jan. 30, 1996         | vs. Hartford          | 8-2 W             | Sean Burke (1)/Jason Muzzatti (2)                      |
| 3        | Ray Sheppard           | Jan. 13, 1996         | at Pittsburgh         | 10-8 W            | Tom Barrasso   |
| 4        | Owen Nolan             | Dec. 19, 1995         | at Anaheim            | 7-4 W             | Guy Hebert (1)/Mikhail Shtalenkov (3)                  |
| 3        | Ulf Dahlen             | April 2, 1994         | vs. Vancouver         | 7-4 W             | Kay Whitmore   |
| 3        | Sergei Makarov         | March 29, 1994        | vs. Winnipeg          | 9-4 W             | Tim Cheveldae  |
| 3        | Igor Larionov          | March 25, 1994        | at Winnipeg           | 8-3 W             | Tim Cheveldae  |
| 3        | Rob Gaudreau           | Feb. 6, 1994          | at Dallas             | 7-1 W             | D. Wakaluk (2)/Andy Moog (1)                           |
| 3        | Igor Larionov          | Jan. 15, 1994         | vs. Hartford          | 8-2 W             | Sean Burke   |
| 3        | Johan Garpenlov        | April 1, 1993         | vs. Winnipeg          | 5-9 L             | Bob Essensa  |
| 3        | Rob Gaudreau           | Dec. 12, 1992         | vs. Quebec            | 7-8 L             | Ron Hextall  |
| 3        | Rob Gaudreau           | Dec. 3, 1992          | vs. Hartford          | 5-7 L             | Sean Burke   |

**OPPONENTS (67)**

| Goals | Player            | Date          | Game          | Score    | Goaltender(s)                            |
|-------|-------------------|---------------|---------------|----------|--|
| 3     | Owen Nolan        | Jan. 30, 2008 | at Calgary    | 4-5 L    | Evgeni Nabokov                           |
| 3     | Bill Guerin       | Feb. 13, 2007 | at St. Louis  | 6-5 W    | Vesa Toskala                             |
| 3     | Jeremy Roenick    | Dec. 30, 2006 | at Phoenix    | 0-8 L    | Evgeni Nabokov (1), Vesa Toskala (2)     |
| 3     | Ryan Smyth        | Oct. 12, 2006 | at Edmonton   | 4-6 L    | Evgeni Nabokov                           |
| 3     | Steven Reinprecht | Apr. 1, 2006  | vs. Phoenix   | 3-4 L OT | Vesa Toskala                             |
| 3     | Mathieu Schneider | Nov. 26, 2005 | vs. Detroit   | 6-7 L    | Evgeni Nabokov                           |
| 3     | Brian Rolston     | Nov. 5, 2005  | vs. Minnesota | 1-3 L    | Nolan Schaefer (2), Empty Net (1)        |
| 3     | Steven Sullivan   | Nov. 18, 2004 | at Nashville  | 3-7 L    | Evgeni Nabokov                           |
| 3     | Josef Vasicek     | Oct. 28, 2003 | at Carolina   | 0-3 L    | Vesa Toskala                             |
| 3     | Steven Reinprecht | Jan. 4, 2002  | vs. Colorado  | 1-6 L    | Evgeni Nabokov (1), Miikka Kiprusoff (2) |
| 3     | Tyler Arnason     | Dec. 28, 2002 | vs. Chicago   | 3-3 T    | Evgei Nabokov                            |
| 3     | Andreas Johansson | Nov. 27, 2002 | at Nashville  | 2-4 L    | Evgeni Nabokov                           |
| 3     | Markus Naslund    | Oct. 21, 2002 | vs. Vancouver | 2-5 L    | Vesa Toskala (1), Miikka Kiprusoff (2)   |
| 3     | Espen Knutsen     | Jan. 24, 2002 | at Columbus   | 2-6 L    | Evgeni Nabokov (2), Miikka Kiprusoff (1) |



# HAT TRICKS

Active players on Sharks Roster in **bold**

| Goals | Player            | Date           | Game                           | Score    | Goaltender(s)                                      |
|-------|-------------------|----------------|--------------------------------|----------|--|
| 3     | Patrik Elias      | Oct. 18, 2001  | at New Jersey                  | 1-6 L    | Evgeni Nabokov (2),<br>Miiikka Kiprusoff (1)       |
| 3     | Brendan Shanahan  | Oct. 4, 2001   | vs. Detroit                    | 3-4 L OT | Evgeni Nabokov                                     |
| 3     | Paul Kariya       | March 29, 2001 | vs. Anaheim                    | 7-4 W    | Evgeni Nabokov (2),<br>Miiikka Kiprusoff (1)       |
| 3     | Tomas Holmstrom   | March 18, 2001 | vs. Detroit                    | 4-6 L    | Evgeni Nabokov (2),<br>Miiikka Kiprusoff (1)       |
| 3     | Daniel Alfredsson | March 1, 2001  | at Ottawa                      | 4-8 L    | Evgeni Nabokov (1),<br>Steve Shields (2)           |
| 3     | Todd Bertuzzi     | Dec. 30, 2000  | vs. Vancouver                  | 3-6 L    | Evgeni Nabokov                                     |
| 3     | Harold Druken     | Dec. 8, 2000   | vs. Vancouver                  | 1-6 L    | Evgeni Nabokov (1)/Steve Shields (2)               |
| 3     | Theoren Fleury    | Oct. 10, 1998  | vs. Calgary                    | 3-2 L    | Mike Vernon  |
| 3     | Keith Tkachuk     | Dec. 26, 1997  | vs. Phoenix                    | 0-4 L    | Kelly Hrudey (1), Mike Vernon (2)                  |
| 3     | Teemu Selanne     | Nov. 10, 1997  | at Anaheim                     | 6-4 W    | Mike Vernon  |
| 3     | Zigmund Palffy    | Oct. 16, 1997  | vs. NY Islanders               | 2-5 L    | Mike Vernon  |
| 3     | Brendan Shanahan  | Feb. 12, 1997  | at Detroit                     | 1-7 L    | Wade Flaherty                                      |
| 3     | Teemu Selanne     | Nov. 1, 1996   | at Anaheim                     | 3-4 L    | Kelly Hrudey                                       |
| 3     | John LeClair      | March 17, 1996 | at Philadelphia                | 2-8 L    | Geoff Sarjeant                                     |
| 3     | Brett Hull        | March 15, 1996 | vs. St. Louis                  | 2-4 L    | Terreri (1)/Sarjeant (2)                           |
| 3     | Brian Bellows     | March 1, 1996  | vs. Tampa Bay                  | 3-7 L    | Wade Flaherty                                      |
| 3     | Jason Wiemer      | March 1, 1996  | vs. Tampa Bay                  | 3-7 L    | Wade Flaherty                                      |
| 3     | Teemu Selanne     | Feb. 25, 1996  | at Anaheim                     | 3-4 L    | Chris Terreri                                      |
| 3     | Gary Roberts      | Feb. 20, 1996  | at Calgary                     | 3-5 L    | Chris Terreri                                      |
| 3     | Valeri Kamensky   | Dec. 5, 1995   | at Colorado                    | 2-12 L   | Chris Terreri (2)/Wade Flaherty (1)                |
| 3     | Cliff Ronning     | Dec. 1, 1995   | at Vancouver                   | 2-7 L    | Chris Terreri (2)/Wade Flaherty (1)                |
| 3     | Ron Francis       | Nov. 10, 1995  | vs. Pittsburgh                 | 1-9 L    | Arturs Irbe (2)/Wade Flaherty (1)                  |
| 3     | Donald Audette    | Nov. 8, 1995   | at Buffalo                     | 2-7 L    | Wade Flaherty                                      |
| 3     | Alexander Mogilny | Oct. 14, 1995  | vs. Vancouver                  | 6-7 L    | Wade Flaherty                                      |
| 3     | Joe Nieuwendyk    | April 10, 1995 | at Calgary                     | 3-8 L    | Wade Flaherty (3)/Arturs Irbe                      |
| 3     | Nelson Emerson    | March 28, 1995 | vs. Winnipeg                   | 6-5 W    | Arturs Irbe (3)/Wade Flaherty                      |
| 3     | Bernie Nicholls   | March 21, 1995 | vs. Chicago                    | 3-7 L    | Wade Flaherty                                      |
| 3     | Mike Modano       | Feb. 21, 1994  | vs. Dallas                     | 3-6 L    | Jimmy Waite  |
| 5     | Mike Ricci        | Feb. 17, 1994  | vs. Quebec                     | 2-8 L    | Arturs Irbe (3)/Jimmy Waite (2)                    |
| 3     | Mikael Renberg    | Feb. 15, 1994  | vs. Philadelphia               | 4-6 L    | Arturs Irbe  |
| 3     | Patrick Flatley   | Feb. 1, 1994   | at N.Y. Islanders              | 4-5 L    | Arturs Irbe  |
| 3     | Vyacheslav Kozlov | Jan. 6, 1994   | vs. Detroit                    | 3-10 L   | Arturs Irbe (2)/Jimmy Waite (1)                    |
| 3     | Ray Sheppard      | Jan. 6, 1994   | vs. Detroit                    | 3-10 L   | Arturs Irbe (2)/Jimmy Waite (1)                    |
| 3     | Scott Young       | Dec. 19, 1993  | at Quebec                      | 5-7 L    | Jimmy Waite  |
| 3     | Kevin Miller      | Oct. 21, 1993  | at St. Louis<br>(@ Sacramento) | 2-5 L    | Jimmy Waite  |
| 3     | Stephane Richer   | Mar. 29, 1993  | at New Jersey                  | 0-5 L    | Jeff Hackett                                       |
| 3     | Ronnie Stern      | Feb. 10, 1993  | at Calgary                     | 1-13 L   | Arturs Irbe (2)/Jeff Hackett (1)                   |
| 3     | Robert Reichel    | Feb. 10, 1993  | at Calgary                     | 1-13 L   | Arturs Irbe (2)/Jeff Hackett (1)                   |
| 3     | Bob Kudelski      | Jan. 10, 1993  | at Ottawa                      | 2-3 L    | Jeff Hackett                                       |
| 3     | Scott Young       | Dec. 12, 1992  | vs. Quebec                     | 7-8      | Brian Hayward                                      |
| 3     | Mike Donnelly     | Nov. 8, 1992   | vs. Los Angeles                | 4-11 L   | Arturs Irbe  |
| 3     | Jari Kurri        | Nov. 8, 1992   | vs. Los Angeles                | 4-11 L   | Arturs Irbe  |
| 3     | Luc Robitaille    | Nov. 8, 1992   | vs. Los Angeles                | 4-11 L   | Arturs Irbe  |
| 3     | Rick Tocchet      | March 6, 1992  | vs Pittsburgh                  | 3-7 L    | Jarmo Myllys                                       |
| 3     | Jimmy Carson      | Feb. 15, 1992  | at Detroit                     | 1-11 L   | Arturs Irbe (3)/Jarmo Myllys                       |
| 3     | Dale Hawerchuk    | Feb. 14, 1992  | at Buffalo                     | 6-7 L    | Jarmo Myllys                                       |
| 3     | Stephan Lebeau    | Feb. 12, 1992  | at Montreal                    | 1-6      | Jeff Hackett                                       |
| 3     | John Druce        | Feb. 9, 1992   | at Washington                  | 2-6 L    | Jeff Hackett (3)/Jarmo Myllys                      |
| 3     | John Cullen       | Feb. 4, 1992   | vs Hartford                    | 6-5 W    | Jeff Hackett                                       |
| 3     | Igor Larionov     | Dec. 28, 1991  | vs Vancouver                   | 2-3 L    | Jeff Hackett                                       |
| 3     | Kevin Stevens     | Dec. 5, 1991   | vs Pittsburgh                  | 0-8 L    | Jeff Hackett/Arturs Irbe (1)/<br>Brian Hayward (2) |
| 3     | Wayne Gretzky     | Nov. 23, 1991  | at Los Angeles                 | 4-6 L    | Arturs Irbe  |
| 3     | Pat Lafontaine    | Nov. 12, 1991  | vs Buffalo                     | 1-7 L    | Arturs Irbe (1)/Jeff Hackett (2)                   |
| 3     | Bob Kudelski      | Oct. 16, 1991  | at Los Angeles                 | 5-8 L    | Jeff Hackett                                       |

Active players on Sharks Roster in **bold**

## SHARKS (96)

| Date           | Opponent               | Goaltender            | Score    | Saves                |
|----------------|------------------------|-----------------------|----------|----------------------|
| April 7, 2009  | vs. Colorado           | <b>Evgeni Nabokov</b> | 1-0 SO   | 20 (3/3 in shootout) |
| March 15, 2009 | at Anaheim             | <b>Evgeni Nabokov</b> | 1-0      | 34                   |
| Feb. 23, 2009  | at Dallas              | <b>Evgeni Nabokov</b> | 1-0      | 29                   |
| Jan. 29, 2009  | vs. Phoenix            | <b>Evgeni Nabokov</b> | 2-0      | 24                   |
| Jan. 27, 2009  | at Colorado            | <b>Evgeni Nabokov</b> | 3-0      | 31                   |
| Dec. 23, 2008  | vs. Vancouver          | <b>Evgeni Nabokov</b> | 5-0      | 33                   |
| Dec. 11, 2008  | vs. Anaheim            | <b>Evgeni Nabokov</b> | 2-0      | 31                   |
| Oct. 25, 2008  | at Tampa Bay           | Brian Boucher         | 3-0      | 22                   |
| Oct. 12, 2008  | at Los Angeles         | Brian Boucher         | 1-0      | 21                   |
| March 1, 2008  | at St. Louis           | Brian Boucher         | 2-0      | 24                   |
| Jan. 29, 2008  | at Edmonton            | <b>Evgeni Nabokov</b> | 3-0      | 13                   |
| Dec. 28, 2007  | at St. Louis           | <b>Evgeni Nabokov</b> | 1-0      | 26                   |
| Dec. 7, 2007   | at Phoenix             | <b>Evgeni Nabokov</b> | 1-0      | 27                   |
| Nov. 15, 2007  | at Phoenix             | <b>Evgeni Nabokov</b> | 6-0      | 15                   |
| Nov. 12, 2007  | vs. Phoenix            | <b>Evgeni Nabokov</b> | 5-0      | 25                   |
| Oct. 20, 2007  | vs. Nashville          | <b>Evgeni Nabokov</b> | 3-0      | 22                   |
| March 16, 2007 | vs. Columbus           | <b>Evgeni Nabokov</b> | 3-0      | 35                   |
| March 11, 2007 | vs. Edmonton           | <b>Evgeni Nabokov</b> | 3-0      | 22                   |
| March 6, 2007  | at Minnesota           | <b>Evgeni Nabokov</b> | 3-0      | 26                   |
| March 4, 2007  | at Dallas              | <b>Evgeni Nabokov</b> | 4-0      | 26                   |
| Feb. 22, 2007  | at Chicago             | <b>Evgeni Nabokov</b> | 2-0      | 21                   |
| Dec. 11, 2006  | vs. Phoenix            | Vesa Toskala          | 4-0      | 23                   |
| Nov. 28, 2006  | at St. Louis           | Vesa Toskala          | 2-0      | 29                   |
| Nov. 25, 2006  | vs. New Jersey         | <b>Evgeni Nabokov</b> | 2-0      | 24                   |
| Oct. 23, 2006  | at Columbus            | Vesa Toskala          | 3-0      | 23                   |
| Oct. 17, 2006  | vs. Dallas             | <b>Evgeni Nabokov</b> | 2-0      | 32                   |
| Oct. 7, 2006   | vs. New York Islanders | <b>Evgeni Nabokov</b> | 2-0      | 26                   |
| April 6, 2006  | at Los Angeles         | Vesa Toskala          | 5-0      | 14                   |
| March 21, 2006 | at St. Louis           | Vesa Toskala          | 6-0      | 33                   |
| Jan. 12, 2006  | at Ottawa              | <b>Evgeni Nabokov</b> | 2-0      | 40                   |
| Dec. 2, 2005   | at Buffalo             | <b>Evgeni Nabokov</b> | 5-0      | 20                   |
|                |                        | Nolan Schaefer        |          | 7                    |
| Nov. 4, 2005   | at Anaheim             | Nolan Schaefer        | 1-0      | 21                   |
| March 31, 2004 | at Los Angeles         | <b>Evgeni Nabokov</b> | 3-0      | 22                   |
| March 26, 2004 | at Phoenix             | Vesa Toskala          | 3-0      | 30                   |
| Feb. 29, 2004  | vs. St. Louis          | <b>Evgeni Nabokov</b> | 1-0      | 24                   |
| Feb. 5, 2004   | vs. Phoenix            | <b>Evgeni Nabokov</b> | 5-0      | 20                   |
| Feb. 3, 2004   | vs. Florida            | <b>Evgeni Nabokov</b> | 3-0      | 26                   |
| Jan. 24, 2004  | vs. Minnesota          | <b>Evgeni Nabokov</b> | 4-0      | 24                   |
| Dec. 31, 2003  | at Columbus            | <b>Evgeni Nabokov</b> | 1-0      | 26                   |
| Dec. 27, 2003  | vs. Los Angeles        | <b>Evgeni Nabokov</b> | 5-0      | 25                   |
| Dec. 13, 2003  | vs. Anaheim            | <b>Evgeni Nabokov</b> | 2-0      | 28                   |
| Nov. 21, 2003  | at Phoenix             | <b>Evgeni Nabokov</b> | 0-0      | 9                    |
|                |                        | Vesa Toskala          |          | 31                   |
| Oct. 16, 2003  | vs. Philadelphia       | <b>Evgeni Nabokov</b> | 0-0      | 26                   |
| March 27, 2003 | vs. Detroit            | Vesa Toskala          | 3-0      | 25                   |
| Feb. 21, 2003  | vs. Columbus           | <b>Evgeni Nabokov</b> | 6-0      | 29                   |
| Jan. 27, 2003  | at Los Angeles         | <b>Evgeni Nabokov</b> | 3-0      | 32                   |
| Jan. 11, 2003  | vs. Vancouver          | Miikka Kiprusoff      | 3-0      | 29                   |
| Dec. 14, 2002  | vs. Washington         | <b>Evgeni Nabokov</b> | 2-0      | 34                   |
| March 9, 2002  | vs. Vancouver          | Miikka Kiprusoff      | 2-0      | 32                   |
| Feb. 10, 2002  | vs. Carolina           | <b>Evgeni Nabokov</b> | 4-0      | 24                   |
| Feb. 6, 2002   | vs. Calgary            | <b>Evgeni Nabokov</b> | 2-0      | 27                   |
| Jan. 15, 2002  | at Colorado            | <b>Evgeni Nabokov</b> | 1-0 (OT) | 38                   |
| Jan. 5, 2002   | vs. Florida            | Miikka Kiprusoff      | 6-0      | 28                   |
| Dec. 14, 2001  | at Colorado            | <b>Evgeni Nabokov</b> | 3-0      | 38                   |
| Nov. 29, 2001  | vs. Pittsburgh         | <b>Evgeni Nabokov</b> | 5-0      | 38                   |
| Oct. 27, 2001  | vs. Columbus           | <b>Evgeni Nabokov</b> | 2-0      | 16                   |
| Oct. 6, 2001   | vs. Minnesota          | <b>Evgeni Nabokov</b> | 0-0 (OT) | 19                   |
| April 5, 2001  | vs. Phoenix            | <b>Evgeni Nabokov</b> | 3-0      | 28                   |
| March 26, 2001 | at Los Angeles         | <b>Evgeni Nabokov</b> | 0-0 (OT) | 27                   |
| March 12, 2001 | vs. Montreal           | <b>Evgeni Nabokov</b> | 3-0      | 20                   |
|                |                        | Miikka Kiprusoff      |          | 0                    |
| Feb. 16, 2001  | at Nashville           | <b>Evgeni Nabokov</b> | 2-0      | 19                   |
| Feb. 14, 2001  | at Chicago             | Steve Shields         | 7-0      | 31                   |
| Feb. 8, 2001   | at Vancouver           | Steve Shields         | 0-0 (OT) | 26                   |
| Dec. 20, 2000  | at Detroit             | <b>Evgeni Nabokov</b> | 2-0      | 31                   |
| Dec. 4, 2000   | at Calgary             | <b>Evgeni Nabokov</b> | 8-0      | 21                   |
| Nov. 11, 2000  | at NY Islanders        | <b>Evgeni Nabokov</b> | 4-0      | 24                   |
| April 3, 2000  | at Edmonton            | Steve Shields         | 1-0      | 20                   |
| Feb. 11, 2000  | at Atlanta             | Steve Shields         | 3-0      | 24                   |
| Feb. 8, 2000   | at Tampa Bay           | Steve Shields         | 8-0      | 23                   |
| Jan. 19, 2000  | at Colorado            | <b>Evgeni Nabokov</b> | 0-0 (OT) | 39                   |

Active players on Sharks Roster in **bold**

| Date           | Opponent        | Goaltender    | Score    | Saves |
|----------------|-----------------|---------------|----------|-------|
| Oct. 13, 1999  | at Dallas       | Steve Shields | 2-0      | 35    |
| April 6, 1999  | at Phoenix      | Steve Shields | 1-0      | 33    |
| April 2, 1999  | at Vancouver    | Steve Shields | 7-0      | 18    |
| Mar. 12, 1999  | vs. Detroit     | Steve Shields | 2-0      | 26    |
| Feb. 8, 1999   | at Phoenix      | Mike Vernon   | 3-0      | 27    |
| Jan. 11, 1999  | vs. Los Angeles | Mike Vernon   | 4-0      | 30    |
| Dec. 26, 1998  | vs. Vancouver   | Steve Shields | 2-0      | 25    |
| Nov. 12, 1998  | vs. Carolina    | Mike Vernon   | 3-0      | 20    |
| Nov. 4, 1998   | vs. Dallas      | Mike Vernon   | 4-0      | 21    |
| April 7, 1998  | vs. Calgary     | Mike Vernon   | 6-0      | 13    |
|                |                 | Kelly Hrudey  |          | 3     |
| March 6, 1998  | at Anaheim      | Mike Vernon   | 3-0      | 23    |
| Feb. 4, 1998   | at Edmonton     | Mike Vernon   | 3-0      | 21    |
| Dec. 18, 1997  | vs. Vancouver   | Mike Vernon   | 0-0 (OT) | 21    |
| Dec. 12, 1997  | at Dallas       | Kelly Hrudey  | 1-0      | 24    |
| Nov. 20, 1997  | at Philadelphia | Mike Vernon   | 3-0      | 28    |
| Nov. 4, 1997   | vs. Toronto     | Mike Vernon   | 0-0 (OT) | 19    |
| March 6, 1997  | vs. Ottawa      | Ed Belfour    | 2-0      | 29    |
| April 28, 1995 | vs. Los Angeles | Arturs Irbe   | 4-0      | 29    |
| April 16, 1995 | vs. Los Angeles | Arturs Irbe   | 2-0      | 22    |
| April 7, 1995  | vs. Edmonton    | Wade Flaherty | 5-0      | 26    |
| Feb. 17, 1995  | at Los Angeles  | Arturs Irbe   | 2-0      | 37    |
| Jan. 25, 1995  | vs. Winnipeg    | Arturs Irbe   | 4-0      | 28    |
| March 6, 1994  | vs. Anaheim     | Arturs Irbe   | 6-0      | 25    |
| Feb. 13, 1994  | vs. Chicago     | Arturs Irbe   | 1-0      | 23    |
| Nov. 27, 1993  | vs. Anaheim     | Arturs Irbe   | 1-0      | 15    |
| Nov. 17, 1992  | vs. Los Angeles | Arturs Irbe   | 6-0      | 39    |

## OPPONENTS (85)

| Date           | Opponent         | Goaltender             | Score    | Saves                     |
|----------------|------------------|------------------------|----------|---------------------------|
| April 7, 2009  | vs. Colorado     | Peter Budaj            | 1-0      | 30 (2/3 in shootout loss) |
| Dec. 18, 2008  | at Detroit       | Ty Conklin             | 0-6      | 24                        |
| Oct. 17, 2008  | at Anaheim       | J.S. Giguere           | 0-4      | 38                        |
| Dec. 18, 2007  | vs. Anaheim      | J.S. Giguere           | 0-2      | 20                        |
| Feb. 16, 2007  | at Columbus      | Frederic Norrena       | 0-3      | 29                        |
| Feb. 14, 2007  | at Nashville     | Tomas Vokoun           | 0-5      | 22                        |
| Jan. 20, 2007  | vs. St. Louis    | Manny Legace           | 0-1      | 31                        |
| Dec. 30, 2006  | at Phoenix       | Curtis Joseph          | 0-8      | 40                        |
| Dec. 21, 2006  | vs. Dallas       | Marty Turco            | 0-3      | 20                        |
| Dec. 4, 2006   | at Dallas        | Marty Turco            | 0-1      | 25                        |
| Nov. 21, 2006  | at Anaheim       | J.S. Giguere           | 0-5      | 23                        |
| April 17, 2006 | vs. Los Angeles  | Jason Labarbera        | 0-4      | 31                        |
| March 23, 2006 | at Detroit       | Manny Legace           | 0-4      | 28                        |
| March 4, 2006  | at Calgary       | Miikka Kiprusoff       | 0-2      | 26                        |
| Feb. 4, 2006   | vs. Anaheim      | J.S. Giguere           | 0-2      | 35                        |
| Jan. 26, 2006  | vs. Anaheim      | Ilya Bryzgalov         | 0-2      | 24                        |
| March 7, 2004  | at Dallas        | Marty Turco            | 0-4      | 22                        |
| Jan. 13, 2004  | vs. Dallas       | Marty Turco            | 0-3      | 17                        |
| Oct. 28, 2003  | at Carolina      | Kevin Weekes           | 0-3      | 28                        |
| Oct. 21, 2003  | vs. Anaheim      | Martin Gerber          | 0-2      | 34                        |
| Oct. 16, 2003  | vs. Philadelphia | Jeff Hackett           | 0-0 (OT) | 27                        |
| March 20, 2003 | at Colorado      | Patrick Roy            | 0-2      | 29                        |
| March 9, 2003  | at Dallas        | Ron Tugnutt            | 0-3      | 23                        |
| Feb. 19, 2003  | vs. NY Islanders | Garth Snow             | 0-3      | 29                        |
| Feb. 12, 2003  | at Columbus      | Marc Denis             | 0-1      | 38                        |
| March 23, 2002 | at Los Angeles   | Felix Potvin           | 0-3      | 17                        |
| March 13, 2002 | vs. St. Louis    | Brent Johnson          | 0-2      | 18                        |
| March 5, 2002  | vs. Nashville    | Mike Dunham            | 0-2      | 26                        |
| Dec. 21, 2001  | at Detroit       | Dominik Hasek          | 0-3      | 19                        |
| Nov. 21, 2001  | vs. Minnesota    | Manny Fernandez        | 0-2      | 22                        |
| Oct. 6, 2001   | vs. Minnesota    | Dwayne Roloson         | 0-0 (OT) | 36                        |
| March 26, 2001 | at Los Angeles   | Felix Potvin           | 0-0 (OT) | 15                        |
| March 17, 2001 | at Los Angeles   | Felix Potvin           | 0-1 (OT) | 18                        |
| March 10, 2001 | vs. Nashville    | Tomas Vokoun           | 0-3      | 17                        |
| Feb. 21, 2001  | at Anaheim       | Jean-Sebastien Giguere | 0-1      | 24                        |
| Feb. 8, 2001   | at Vancouver     | Bob Essensa            | 0-0 (OT) | 31                        |
| Jan. 3, 2001   | vs. Calgary      | Fred Brathwaite        | 0-1      | 30                        |
| April 1, 2000  | at Calgary       | Fred Brathwaite        | 0-3      | 29                        |
| Feb. 1, 2000   | vs. Phoenix      | Bob Essensa            | 0-1 (OT) | 34                        |
| Jan. 19, 2000  | at Colorado      | Patrick Roy            | 0-0 (OT) | 15                        |
| Dec. 26, 1999  | vs. Anaheim      | Dominic Roussel        | 0-1      | 26                        |
| April 16, 1999 | vs. Los Angeles  | Stephane Fiset         | 0-2      | 33                        |
| March 6, 1999  | vs. Chicago      | Jocelyn Thibault       | 0-4      | 23                        |
| Feb. 6, 1999   | at Los Angeles   | Jamie Storr            | 0-2      | 27                        |

Active players on Sharks Roster in **bold**

| Date           | Opponent           | Goaltender          | Score    | Saves |
|----------------|--------------------|---------------------|----------|-------|
| Jan. 30, 1999  | at Colorado        | Patrick Roy         | 0-5      | 22    |
| Jan. 26, 1999  | vs. St. Louis      | Rich Parent         | 0-3      | 20    |
| Dec. 15, 1998  | vs. N.Y. Islanders | Tommy Salo          | 0-1      | 13    |
| Dec. 2, 1998   | vs. Dallas         | Ed Belfour          | 0-3      | 26    |
| Nov. 25, 1998  | at Carolina        | Trevor Kidd         | 0-3      | 36    |
| Oct. 18, 1998  | vs. Boston         | Rob Tallas          | 0-3      | 22    |
| March 21, 1998 | vs. Colorado       | Patrick Roy         | 0-2      | 23    |
| Jan. 29, 1998  | vs. Chicago        | Jeff Hackett        | 0-3      | 29    |
| Jan. 3, 1998   | at Boston          | Byron Dafeo         | 0-3      | 23    |
| Dec. 26, 1997  | vs. Phoenix        | Nikolai Khabibulin  | 0-4      | 30    |
| Dec. 18, 1997  | vs. Vancouver      | Arturs Irbe         | 0-0 (OT) | 38    |
| Nov. 4, 1997   | vs. Toronto        | Glenn Healy         | 0-0 (OT) | 16    |
|                |                    | Marcel Cousineau    |          | 6     |
| Nov. 1, 1997   | at St. Louis       | Grant Fuhr          | 0-2      | 24    |
| Oct. 7, 1997   | vs. Ottawa         | Damien Rhodes       | 0-1      | 23    |
| Dec. 13, 1996  | vs. Pittsburgh     | Pat Lalime          | 0-4      | 20    |
| Nov. 23, 1996  | vs. Anaheim        | Guy Hebert          | 0-3      | 25    |
| Oct. 8, 1996   | at Colorado        | Patrick Roy         | 0-6      | 24    |
| April 12, 1996 | vs. Calgary        | Rick Tabaracci      | 0-6      | 25    |
| Feb. 12, 1996  | at Montreal        | Jocelyn Thibault    | 0-3      | 21    |
| April 17, 1995 | at Anaheim         | Guy Hebert          | 0-3      | 27    |
| April 13, 1995 | at Detroit         | Mike Vernon         | 0-3      | 12    |
| Feb. 24, 1995  | vs. Calgary        | Trevor Kidd         | 0-3      | 17    |
| Feb. 7, 1995   | at Detroit         | Chris Osgood        | 0-6      | 16    |
| March 12, 1994 | at Calgary         | Mike Vernon         | 0-2      | 16    |
| Feb. 26, 1994  | at Detroit         | Chris Osgood        | 0-2      | 22    |
| Nov. 11, 1993  | at Dallas          | Jon Casey           | 0-4      | 20    |
| March 29, 1993 | at New Jersey      | Chris Terreri       | 0-5      | 24    |
| March 16, 1993 | vs. N.Y. Islanders | Glen Healy          | 0-6      | 26    |
| Feb. 25, 1993  | vs. Toronto        | Daren Puppa         | 0-5      | 22    |
| Feb. 22, 1993  | vs. N.Y. Rangers   | John Vanbiesbrouck  | 0-4      | 29    |
| Feb. 12, 1993  | at Edmonton        | Bill Ranford        | 0-6      | 28    |
| Nov. 19, 1992  | vs. Toronto        | Grant Fuhr          | 0-2      | 23    |
| March 11, 1992 | at Winnipeg        | Stephane Beauregard | 0-3      | 20    |
| March 1, 1992  | vs. Philadelphia   | Ron Hextall         | 0-1      | 30    |
| Feb. 2, 1992   | at Winnipeg        | Bob Essensa         | 0-6      | 40    |
| Jan. 4, 1992   | vs. Montreal       | Patrick Roy         | 0-1 (OT) | 25    |
| Dec. 19, 1991  | at St. Louis       | Curtis Joseph       | 0-4      | 21    |
| Dec. 5, 1991   | vs. Pittsburgh     | Tom Barrasso        | 0-8      | 39    |
| Nov. 16, 1991  | at Vancouver       | Kirk McLean         | 0-1      | 20    |
| Oct. 26, 1991  | at New Jersey      | Chris Terreri       | 0-9      | 26    |
| Oct. 23, 1991  | at Hartford        | Kay Whitmore        | 0-3      | 33    |

## 20+ GOAL SEASONS

Active players on Sharks Roster in **bold**

| Player                 | Season         | Date/Opp                       | TEAM GAME NO. | PLAYER GAME NO. | TOTAL GOALS |
|------------------------|----------------|--------------------------------|---------------|-----------------|-------------|
| Jonathan Cheechoo      | 2005-06        | Dec. 30 vs. Colorado           | 37            | 37              | 56          |
| Owen Nolan             | 1999-00        | Dec. 6 vs. Tampa Bay           | 32            | 32              | 44          |
| <b>Patrick Marleau</b> | <b>2008-09</b> | <b>Jan. 9 at Edmonton</b>      | <b>40</b>     | <b>40</b>       | <b>38</b>   |
| Jonathan Cheechoo      | 2006-07        | Feb. 7 at Anaheim              | 55            | 49              | 37          |
| <b>Patrick Marleau</b> | <b>2005-06</b> | <b>Jan. 24 vs. Los Angeles</b> | <b>46</b>     | <b>46</b>       | <b>34</b>   |
| <b>Patrick Marleau</b> | <b>2006-07</b> | <b>Jan. 11 at Los Angeles</b>  | <b>44</b>     | <b>44</b>       | <b>32</b>   |
| <b>Devin Setoguchi</b> | <b>2008-09</b> | <b>Jan. 13 vs. Tampa Bay</b>   | <b>42</b>     | <b>41</b>       | <b>31</b>   |
| Owen Nolan             | 1996-97        | Jan. 30 at Calgary             | 49            | 46              | 31          |
| Jeff Friesen           | 1997-98        | Jan. 31 vs. Colorado           | 52            | 49              | 31          |
| Sergei Makarov         | 1993-94        | Feb. 28 at Winnipeg            | 64            | 64              | 30          |
| Teemu Selanne          | 2001-02        | Feb. 26 at Nashville           | 58            | 58              | 29          |
| Owen Nolan             | 1995-96        | Feb. 26 vs. Montreal           | 62*           | 55*             | 29*         |
| <b>Joe Thornton</b>    | <b>2007-08</b> | <b>March 18 at Los Angeles</b> | <b>73</b>     | <b>73</b>       | <b>29</b>   |
| Teemu Selanne          | 2002-03        | Dec. 30 vs. Philadelphia       | 37            | 37              | 28          |
| <b>Patrick Marleau</b> | <b>2003-04</b> | <b>Jan. 28 vs. Calgary</b>     | <b>51</b>     | <b>49</b>       | <b>28</b>   |
| <b>Patrick Marleau</b> | <b>2002-03</b> | <b>Jan. 30 vs. Anaheim</b>     | <b>51</b>     | <b>51</b>       | <b>28</b>   |
| Jeff Friesen           | 1996-97        | Feb. 28 at Hartford            | 62            | 62              | 28          |
| Marco Sturm            | 2002-03        | March 1 at Calgary             | 65            | 65              | 28          |
| Jonathan Cheechoo      | 2003-04        | March 11 vs. N.Y. Islanders    | 70            | 69              | 28          |
| Ray Sheppard           | 1995-96        | Jan. 13 at Pittsburgh          | 44@           | 34@             | 27@         |
| Milan Michalek         | 2006-07        | March 18 at Colorado           | 73            | 69              | 26          |
| Jeff Friesen           | 1999-00        | Feb. 9 at Florida              | 58            | 58              | 26          |
| Scott Thornton         | 2001-02        | March 10 at Vancouver          | 65            | 62              | 26          |
| Sandis Ozolinsh        | 1993-94        | March 6 vs. Anaheim            | 66            | 63              | 26          |
| Kelly Kisio            | 1992-93        | March 25 at Philadelphia       | 75            | 69              | 26          |



# 20+ GOAL SEASONS

| Player             | Season  | Date/Opp                | TEAM GAME NO.   | PLAYER GAME NO. | TOTAL GOALS     |
|--------------------|---------|-------------------------|-----------------|-----------------|-----------------|
| Joe Thornton       | 2008-09 | March 10 at Minnesota   | 65              | 65              | 25              |
| Joe Pavelski       | 2008-09 | March 5 vs. Minnesota   | 63              | 61              | 25              |
| Patrick Marleau    | 2000-01 | Jan. 24 vs. Edmonton    | 48              | 48              | 25              |
| Pat Falloon        | 1991-92 | March 6 vs. Pittsburgh  | 66              | 65              | 25              |
| Tony Granato       | 1996-97 | March 19 at Calgary     | 70              | 64              | 25              |
| Joe Murphy         | 1998-99 | April 2 at Vancouver    | 75              | 69              | 25              |
| Todd Elik          | 1993-94 | March 25 at Winnipeg    | 75 <sup>^</sup> | 66 <sup>^</sup> | 25 <sup>^</sup> |
| Milan Michalek     | 2007-08 | Feb. 21 at Philadelphia | 61              | 58              | 24              |
| Owen Nolan         | 2000-01 | March 1 at Ottawa       | 64              | 43              | 24              |
| Milan Michalek     | 2008-09 | March 19 vs. Nashville  | 70              | 65              | 23              |
| Jonathan Cheechoo  | 2007-08 | March 3 vs. Montreal    | 66              | 59              | 23              |
| Rob Gaudreau       | 1992-93 | March 7 vs. Edmonton    | 67              | 67              | 23              |
| Owen Nolan         | 2001-02 | April 4 vs. Phoenix     | 77              | 71              | 23              |
| Ryane Clowe        | 2008-09 | Feb. 5 vs. Carolina     | 49              | 49              | 22              |
| Joe Thornton       | 2006-07 | March 18 at Colorado    | 73              | 73              | 22              |
| Owen Nolan         | 2002-03 | Feb. 14 at Chicago      | 58 <sup>!</sup> | 55 <sup>!</sup> | 22 <sup>!</sup> |
| Kevin Miller       | 1995-96 | Feb. 25 at Anaheim      | 61              | 59              | 22              |
| David Bruce        | 1991-92 | March 4 vs. Los Angeles | 65              | 65              | 22              |
| Pat Falloon        | 1993-94 | March 19 at Los Angeles | 71              | 70              | 22              |
| Jeff Friesen       | 1998-99 | March 28 at Edmonton    | 72              | 68              | 22              |
| Nils Ekman         | 2003-04 | March 25 vs. Calgary    | 77              | 77              | 22              |
| Johan Garpenlov    | 1992-93 | April 1 vs. Winnipeg    | 78              | 73              | 22              |
| Mike Ricci         | 2000-01 | April 7 vs. Dallas      | 81              | 80              | 22              |
| Nils Ekman         | 2005-06 | Apr. 13 vs. Vancouver   | 80              | 75              | 21              |
| Marco Sturm        | 2003-04 | Feb. 26 at Vancouver    | 63              | 60              | 21              |
| Marco Sturm        | 2001-02 | March 30 vs. Columbus   | 75              | 70              | 21              |
| Patrick Marleau    | 1998-99 | April 2 at Vancouver    | 75              | 74              | 21              |
| Patrick Marleau    | 2001-02 | April 8 at Minnesota    | 79              | 76              | 21              |
| Vincent Damphousse | 1999-00 | April 5 vs. Dallas      | 80              | 80              | 21              |
| Joe Thornton       | 2005-06 | April 15 vs. Anaheim    | 81 <sup>#</sup> | 57 <sup>#</sup> | 20 <sup>#</sup> |
| Mike Ricci         | 1999-00 | March 24 vs. Phoenix    | 75              | 75              | 20              |
| Vincent Damphousse | 2001-02 | April 6 vs. Detroit     | 78              | 78              | 20              |
| Alyn McCauley      | 2003-04 | March 31 at Los Angeles | 80              | 80              | 20              |

<sup>\*</sup>Nolan was acquired on Oct. 26, 1995 from Colorado. Registered his 20th goal with San Jose in his 55th game with the Sharks.

<sup>@</sup>Sheppard was acquired on Oct. 24, 1995 from Detroit. Registered his 20th goal with San Jose in his 34th game with San Jose.

<sup>^</sup>Elik was claimed from Edmonton on Oct. 26, 1993. Registered his 20th goal with San Jose in his 66th game with San Jose.

<sup>!</sup>Nolan scored 22 goals in 61 games with San Jose. He was traded to Toronto on March 5, 2003.

<sup>#</sup>Thornton was acquired on Nov. 30, 2005 from Boston. Registered his 20th with San Jose in his 57th game with the Sharks.

## PENALTY SHOTS

Active players on Sharks Roster in **bold**

### SHARKS (28)

| Date           | Opponent       | Player             | Goaltender       | Result       | Time  | Period | Score      |
|----------------|----------------|--------------------|------------------|--------------|-------|--------|------------|
| Dec. 29, 2008  | at Dallas      | Patrick Marleau    | Marty Turco      | Unsuccessful | 16:17 | 3rd    | 3-2 W      |
| March 14, 2008 | vs. St. Louis  | Patrick Marleau    | Hannu Toivonen   | Successful   | 13:25 | 1st    | 4-1 W      |
| March 9, 2008  | at Minnesota   | Tomas Pihlak       | Niklas Backstrom | Successful   | 13:44 | 1st    | 3-2 WSO    |
| Dec. 28, 2007  | at St. Louis   | Christian Ehrhoff  | Manny Legace     | Unsuccessful | 11:11 | 3rd    | 1-0 W      |
| Dec. 16, 2007  | at Anaheim     | Milan Michalek     | J.S. Giguere     | Unsuccessful | 19:33 | 1st    | 2-1 WSO    |
| Nov. 12, 2007  | vs. Phoenix    | Joe Pavelski       | Mikael Tellqvist | Unsuccessful | 8:22  | 1st    | 5-0 W      |
| March 13, 2007 | vs. Chicago    | Bill Guerin        | Patrick Lalime   | Successful   | 19:47 | 3rd    | 7-1 W      |
| Dec. 7, 2006   | vs. Colorado   | Mike Grier         | Jose Theodore    | Unsuccessful | 14:48 | 2nd    | 2-5 L      |
| Feb. 28, 2006  | vs. Detroit    | Nils Ekman         | Manny Legace     | Unsuccessful | 7:06  | 3rd    | 5-1 W      |
| Dec. 20, 2005  | vs. Anaheim    | Jonathan Cheechoo  | J.S. Giguere     | Successful   | 5:16  | 3rd    | 4-2 W      |
| Oct. 26, 2005  | at Dallas      | Marcel Goc         | Marty Turco      | Unsuccessful | 17:22 | 1st    | 5-4 W      |
| Oct. 8, 2005   | at St. Louis   | Patrick Marleau    | Patrick Lalime   | Successful   | 7:36  | 1st    | 7-6 W      |
| Feb. 23, 2004  | vs. Columbus   | Jonathan Cheechoo  | Pascal Leclaire  | Successful   | :32   | 3rd    | 4-2 W      |
| Dec. 6, 2003   | vs. Dallas     | Nils Ekman         | Ron Tugnutt      | Successful   | 11:59 | 2nd    | 2-1 W      |
| Nov. 15, 2003  | vs. Toronto    | Marco Sturm        | Mikael Tellqvist | Unsuccessful | 10:00 | 1st    | 2-2 T      |
| March 21, 2003 | vs. Boston     | Patrick Marleau    | Steve Shields    | Unsuccessful | 10:14 | 2nd    | 3-2 W      |
| Nov. 11, 2002  | vs. NY Rangers | Patrick Marleau    | Dan Blackburn    | Successful   | 10:02 | 3rd    | 4-5 L      |
| Nov. 24, 2001  | at Los Angeles | Alexander Korolyuk | Jamie Storr      | Unsuccessful | 1:39  | 3rd    | 1-3 L      |
| Jan. 24, 2001  | vs. Edmonton   | Jeff Friesen       | Dominic Roussel  | Unsuccessful | 2:20  | 2nd    | 6-1 W      |
| Jan. 11, 2000  | vs. St. Louis  | Alex Korolyuk      | Roman Turek      | Successful   | 13:12 | 3rd    | 2-5 L      |
| Dec. 30, 1999  | at St. Louis   | Jeff Friesen       | Roman Turek      | Unsuccessful | 7:50  | 2nd    | 1-2 L (OT) |
| Oct. 24, 1999  | at Los Angeles | Mike Ricci         | Stephane Fiset   | Unsuccessful | 19:09 | 2nd    | 3-4 L      |
| Dec. 26, 1998  | vs. Vancouver  | Owen Nolan         | Garth Snow       | Unsuccessful | 6:37  | 2nd    | 2-0 W      |
| March 28, 1996 | vs. Colorado   | Jamie Baker        | Patrick Roy      | Unsuccessful | 13:27 | 1st    | 3-8 L      |
| March 5, 1996  | at Colorado    | Ville Peltonen     | Patrick Roy      | Unsuccessful | 14:41 | 2nd    | 5-3 W      |
| Dec. 5, 1995   | at Colorado    | Kevin Miller       | Stephane Fiset   | Successful   | 19:47 | 3rd    | 2-12 L     |
| Dec. 2, 1995   | vs. Washington | Jeff Friesen       | Jim Carey        | Successful   | 7:33  | 1st    | 5-3 W      |
| March 29, 1994 | vs. Winnipeg   | Sergei Makarov     | Tim Cheveldae    | Successful   | 18:34 | 2nd    | 9-4 W      |

# PENALTY SHOTS



## OPPONENTS (28)

| Date           | Opponent        | Player           | Goaltender     | Result       | Time  | Period | Score      |
|----------------|-----------------|------------------|----------------|--------------|-------|--------|------------|
| Feb. 5, 2009   | vs. Carolina    | Matt Cullen      | Evgeni Nabokov | Successful   | 4:55  | 2nd    | 3-4 LSO    |
| Feb. 8, 2008   | vs. Columbus    | Rick Nash        | Evgeni Nabokov | Unsuccessful | 13:03 | 2nd    | 2-1 W      |
| Dec. 22, 2007  | vs. Anaheim     | Todd Bertuzzi    | Evgeni Nabokov | Unsuccessful | 13:07 | 1st    | 2-5 L      |
| Nov. 24, 2007  | vs. Los Angeles | Ladislav Nagy    | Evgeni Nabokov | Unsuccessful | 11:58 | 2nd    | 1-2 L      |
| Nov. 7, 2007   | vs. Dallas      | Sergei Zubov     | Evgeni Nabokov | Unsuccessful | 6:54  | 1st    | 1-3 L      |
| Feb. 28, 2007  | vs. Nashville   | Martin Erat      | Evgeni Nabokov | Unsuccessful | 12:07 | 2nd    | 3-4 L (SO) |
| Feb. 2, 2006   | vs. Minnesota   | Marion Gaborik   | Vesa Toskala   | Successful   | 14:59 | 3rd    | 2-3 L (OT) |
| Nov. 30, 2005  | at Dallas       | Antti Miettinen  | Evgeni Nabokov | Successful   | 5:10  | 1st    | 1-4 L      |
| Oct. 29, 2005  | vs. Calgary     | Tony Amonte      | Nolan Schaefer | Unsuccessful | 9:28  | 1st    | 3-2 W      |
| Dec. 2, 2003   | at Calgary      | Shean Donovan    | Vesa Toskala   | Successful   | 19:06 | 2nd    | 1-2 L      |
| Oct. 18, 2003  | vs. Ottawa      | Marian Hossa     | Evgeni Nabokov | Successful   | 9:22  | 3rd    | 1-4 L      |
| April 3, 2003  | at Edmonton     | Mike Comrie      | Vesa Toskala   | Unsuccessful | 9:04  | 2nd    | 3-3 T      |
| March 24, 2003 | vs. Tampa Bay   | Martin St. Louis | Evgeni Nabokov | Unsuccessful | 17:56 | 3rd    | 1-4 L      |
| March 15, 2003 | vs. Calgary     | Jarome Iginla    | Vesa Toskala   | Unsuccessful | 6:23  | 3rd    | 3-2 W      |
| Feb. 17, 2003  | at Los Angeles  | Ziggy Palffy     | Evgeni Nabokov | Unsuccessful | 2:12  | 3rd    | 2-3 L      |
| Jan. 8, 2002   | vs. St. Louis   | Sergei Varlamov  | Evgeni Nabokov | Unsuccessful | 5:11  | 2nd    | 2-6 L      |
| Feb. 26, 2001  | at St. Louis    | Marty Reasoner   | Evgeni Nabokov | Successful   | 6:39  | 1st    | 2-7 L      |
| Nov. 9, 2000   | at Columbus     | Robert Kron      | Steve Shields  | Unsuccessful | 5:34  | 1st    | 2-5 L      |
| Nov. 1, 2000   | vs. Pittsburgh  | Martin Straka    | Evgeni Nabokov | Unsuccessful | :40   | 1st    | 3-2 W      |
| Dec. 30, 1999  | at St. Louis    | Pierre Turgeon   | Steve Shields  | Unsuccessful | 19:39 | 3rd    | 1-2 L      |
| Jan. 26, 1999  | vs. St. Louis   | Terry Yake       | Steve Shields  | Unsuccessful | 18:27 | 2nd    | 0-3 L      |
| Nov. 12, 1997  | vs. Vancouver   | Pavel Bure       | Mike Vernon    | Successful   | 6:27  | 1st    | 2-5 L      |
| March 18, 1996 | at Boston       | Rick Tocchet     | Geoff Sarjeant | Unsuccessful | 9:47  | 1st    | 3-3 T      |
| Nov. 22, 1995  | at Detroit      | Igor Larionov    | Arturs Irbe    | Successful   | 13:30 | 3rd    | 2-5 L      |
| March 15, 1995 | vs. Toronto     | Mats Sundin      | Arturs Irbe    | Successful   | 6:47  | 1st    | 1-2 L      |
| March 18, 1996 | at Boston       | Rick Tocchet     | Geoff Sarjeant | Unsuccessful | 9:47  | 1st    | 3-3 T      |
| Nov. 22, 1995  | at Detroit      | Igor Larionov    | Arturs Irbe    | Successful   | 13:30 | 3rd    | 2-5 L      |
| March 15, 1995 | vs. Toronto     | Mats Sundin      | Arturs Irbe    | Successful   | 6:47  | 1st    | 1-2 L      |

## EXTRA ATTACKER GOALS

Active players on Sharks Roster in **bold**

### SHARKS (57)

| Date           | Opponent        | Goal Scorer            | Time         | Period     | Final Score     |
|----------------|-----------------|------------------------|--------------|------------|-----------------|
| Jan. 20, 2009  | vs. Vancouver   | <b>Devin Setoguchi</b> | <b>19:20</b> | <b>3rd</b> | <b>2-1 W</b>    |
| Jan. 17, 2009  | vs. Detroit     | <b>Joe Pavelski</b>    | <b>7:22</b>  | <b>1st</b> | <b>6-5 W</b>    |
| Dec. 31, 2008  | at Minnesota    | Milan Michalek         | 19:34        | 3rd        | 2-3 L OT        |
| Dec. 4, 2008   | vs. Columbus    | <b>Joe Thornton</b>    | <b>7:41</b>  | <b>3rd</b> | <b>3-2 W</b>    |
| Dec. 2, 2008   | vs. Toronto     | <b>Joe Thornton</b>    | <b>6:35</b>  | <b>1st</b> | <b>5-2 W</b>    |
| March 28, 2008 | at Anaheim      | Jeremy Roenick         | 11:10        | 2nd        | 3-1 W           |
| Jan. 30, 2008  | at Calgary      | Jonathan Cheechoo      | 18:59        | 3rd        | 4-5 L           |
| Oct. 13, 2007  | vs. Boston      | Milan Michalek         | 19:22        | 3rd        | 1-2 L           |
| Oct. 4, 2007   | at Edmonton     | <b>Joe Thornton</b>    | <b>19:49</b> | <b>3rd</b> | <b>2-3 L SO</b> |
| April 7, 2007  | vs. Vancouver   | Jonathan Cheechoo      | :34          | 3rd        | 3-4 L OT        |
| Jan. 6, 2007   | vs. Columbus    | <b>Ryane Clowe</b>     | <b>5:24</b>  | <b>3rd</b> | <b>5-2 W</b>    |
| Dec. 26, 2006  | vs. Anaheim     | <b>Patrick Marleau</b> | <b>18:52</b> | <b>1st</b> | <b>3-4 L</b>    |
| Dec. 26, 2006  | vs. Anaheim     | Christian Ehrhoff      | 11:25        | 1st        | 3-4 L           |
| Jan. 21, 2006  | at Los Angeles  | <b>Joe Thornton</b>    | <b>19:31</b> | <b>3rd</b> | <b>4-3 W OT</b> |
| Oct. 29, 2005  | vs. Calgary     | Brad Stuart            | 19:37        | 3rd        | 3-2 W SO        |
| Oct. 26, 2005  | at Dallas       | Marco Sturm            | 19:40        | 3rd        | 5-4 W OT        |
| April 4, 2004  | vs. Los Angeles | Brad Stuart            | 19:40        | 3rd        | 4-3 W OT        |
| March 16, 2004 | at Dallas       | Jonathan Cheechoo      | 19:26        | 3rd        | 3-3 T           |
| April 3, 2003  | at Edmonton     | Teemu Selanne          | 19:19        | 3rd        | 3-3 T           |
| March 29, 2003 | vs. Dallas      | Marco Sturm            | 17:07        | 2nd        | 3-4 L           |
| Nov. 11, 2002  | vs. NY Rangers  | Mike Ricci             | 4:35         | 3rd        | 4-5 L           |
| Oct. 19, 2002  | vs. Colorado    | Mike Ricci             | 11:53        | 1st        | 1-3 L           |
| Oct. 22, 2001  | at NY Rangers   | Brad Stuart            | 9:30         | 1st        | 5-1 W           |
| Oct. 20, 2001  | at NY Islanders | Vincent Damphousse     | 19:54        | 3rd        | 2-2 T           |
| Oct. 11, 2001  | vs. Tampa Bay   | Owen Nolan             | 17:51        | 2nd        | 4-3 W           |
| April 7, 2001  | vs. Dallas      | Mike Ricci             | 19:56        | 3rd        | 4-5 L OT        |
| March 22, 2001 | vs. Ottawa      | <b>Patrick Marleau</b> | <b>19:46</b> | <b>3rd</b> | <b>1-2 L</b>    |
| Jan. 11, 2001  | vs. St. Louis   | Stephane Matteau       | 6:09         | 1st        | 6-3 W           |
| Jan. 1, 2001   | at Phoenix      | Tony Granato           | 6:01         | 3rd        | 3-2 W           |
| Nov. 8, 2000   | at Chicago      | Marco Sturm            | 19:50        | 3rd        | 3-2 W OT        |
| March 15, 2000 | vs. Buffalo     | Vincent Damphousse     | 19:32        | 3rd        | 6-5 W OT        |
| March 13, 2000 | vs. Calgary     | Vincent Damphousse     | 3:35         | 2nd        | 5-3 W           |
| Dec. 6, 1999   | vs. Tampa Bay   | Vincent Damphousse     | 15:45        | 2nd        | 3-3 T           |
| March 31, 1999 | vs. Colorado    | Mike Ricci             | 15:41        | 2nd        | 2-3 L           |
| Jan. 16, 1999  | vs. Calgary     | <b>Patrick Marleau</b> | <b>19:59</b> | <b>3rd</b> | <b>3-3 T</b>    |



# EXTRA ATTACKER GOALS

Active players on Sharks Roster in **bold**

## SHARKS (continued)

| Date           | Opponent           | Goal Scorer     | Time  | Period | Final Score |
|----------------|--------------------|-----------------|-------|--------|-------------|
| Jan. 24, 1998  | vs. Florida        | John MacLean    | 19:44 | 3rd    | 1-1 T       |
| April 2, 1997  | vs. Anaheim        | Marty McSorley  | 19:38 | 3rd    | 5-5 T       |
| Nov. 15, 1997  | v. Phoenix         | Marco Sturm     | 18:55 | 3rd    | 2-3 L       |
| Oct. 22, 1996  | at Toronto         | Andrei Nazarov  | 19:29 | 3rd    | 3-4 L       |
| Oct. 5, 1996   | vs. N.Y. Islanders | Bernie Nicholls | 19:44 | 3rd    | 2-2 T       |
| Feb. 17, 1996  | at N.Y. Islanders  | Shean Donovan   | 19:22 | 3rd    | 2-4 L       |
| Dec. 22, 1995  | vs. Los Angeles    | Viktor Kozlov   | 10:42 | 1st    | 4-3 W       |
| Dec. 17, 1995  | at Dallas          | Kevin Miller    | 14:41 | 2nd    | 2-4 L       |
| Dec. 2, 1995   | vs. Washington     | Owen Nolan      | 14:13 | 1st    | 5-3 W       |
| Nov. 2, 1995   | vs. New Jersey     | Kevin Miller    | 19:51 | 3rd    | 3-3 T       |
| Oct. 30, 1995  | at Vancouver       | Kevin Miller    | 19:45 | 3rd    | 3-4 L       |
| Oct. 22, 1995  | at Edmonton        | Ulf Dahlen      | 19:48 | 3rd    | 1-1 T       |
| Oct. 14, 1995  | vs. Vancouver      | Igor Larionov   | 19:37 | 3rd    | 6-7 L       |
| April 19, 1995 | at Dallas          | Sergei Makarov  | 19:11 | 3rd    | 5-5 T       |
| April 2, 1995  | at Anaheim         | Jeff Friesen    | 19:59 | 3rd    | 4-5 L       |
| Feb. 15, 1995  | vs. Vancouver      | Ray Whitney     | 9:40  | 1st    | 3-1 W       |
| Feb. 19, 1994  | vs. Los Angeles    | Jayson More     | 11:36 | 2nd    | 4-3 W       |
| April 4, 1993  | vs. Calgary        | Jeff Odgers     | 19:30 | 3rd    | 3-4 L       |
| Feb. 1, 1993   | vs. Tampa Bay      | Johan Garpenlov | 19:13 | 3rd    | 4-5 L       |
| Jan. 10, 1993  | at Ottawa          | Jeff Odgers     | 18:02 | 3rd    | 2-3 L       |
| Nov. 29, 1992  | at Calgary         | Kelly Kisio     | 19:10 | 3rd    | 4-3 W (OT)  |
| Feb. 28, 1992  | vs. Montreal       | Pat Falloon     | 19:59 | 3rd    | 3-3 T       |

## OPPONENTS (49)

| Date           | Opponent         | Goal Scorer       | Time  | Period | Final Score |
|----------------|------------------|-------------------|-------|--------|-------------|
| March 7, 2009  | at Vancouver     | Alexander Edler   | 3:15  | 1st    | 1-3 L       |
| Feb. 13, 2009  | at Buffalo       | Jason Pominville  | 19:56 | 3rd    | 5-6 L (SO)  |
| Jan. 31, 2009  | vs. Chicago      | Jonathan Toews    | :48   | 1st    | 2-4 L       |
| Jan. 3, 2009   | vs. NY Islanders | Thomas Pock       | 18:57 | 3rd    | 5-3 W       |
| Dec. 6, 2008   | vs. Edmonton     | Dustin Penner     | 17:49 | 2nd    | 2-3 L       |
| Oct. 22, 2008  | at Philadelphia  | Daniel Briere     | 18:55 | 3rd    | 7-6 W (SO)  |
| April 6, 2008  | at Dallas        | Mattias Norstrom  | 19:47 | 2nd    | 2-4 L       |
| March 19, 2008 | vs. Minnesota    | Marian Gaborik    | 19:31 | 3rd    | 4-3 W (SO)  |
| March 9, 2008  | at Minnesota     | Brian Rolston     | 19:31 | 3rd    | 3-2 W (SO)  |
| Feb. 12, 2008  | vs. Calgary      | Dion Phaneuf      | 19:10 | 3rd    | 3-4 L (OT)  |
| Jan. 13, 2008  | at Anaheim       | Doug Weight       | 19:32 | 3rd    | 3-4 L (OT)  |
| Dec. 26, 2007  | at Los Angeles   | Lubomir Visnovsky | 19:32 | 3rd    | 3-2 W       |
| Jan. 30, 2007  | vs. Dallas       | Phillipe Boucher  | 19:57 | 3rd    | 2-3 L (SO)  |
| Nov. 13, 2006  | at Los Angeles   | Alexander Frolov  | 19:19 | 1st    | 2-4 L       |
| Oct. 12, 2006  | at Edmonton      | Patrick Thoresen  | 3:20  | 1st    | 4-6 L       |
| Oct. 5, 2006   | vs. St. Louis    | Bill Guerin       | 19:54 | 3rd    | 5-4 W (OT)  |
| March 26, 2006 | at Chicago       | Kyle Calder       | 18:48 | 3rd    | 5-4 W       |
| March 11, 2006 | vs. Nashville    | Paul Kariya       | 19:49 | 3rd    | 3-2 W       |
| Feb. 12, 2006  | at Phoenix       | Steven Reinprecht | 16:18 | 3rd    | 5-4 W       |
| Feb. 1, 2006   | at Anaheim       | Dustin Penner     | 19:37 | 3rd    | 4-6 W       |
| Jan. 8, 2004   | vs. Columbus     | Mark Hartigan     | 14:11 | 2nd    | 3-2 L (OT)  |
| Dec. 17, 2003  | at Detroit       | Pavel Datsyuk     | 19:41 | 3rd    | 2-3 L (OT)  |
| Nov. 6, 2003   | at Boston        | Sergei Samsonov   | 19:46 | 3rd    | 5-5 T       |
| Jan. 22, 2003  | vs. New Jersey   | Joe Nieuwendyk    | 19:47 | 3rd    | 4-5 L (OT)  |
| Nov. 25, 2002  | at St. Louis     | Scott Mellanby    | 16:01 | 3rd    | 4-1 W       |
| March 16, 2002 | vs. Chicago      | Steve Sullivan    | 19:22 | 3rd    | 2-2 T       |
| Dec. 23, 2001  | at Nashville     | Petr Tenkrat      | 19:25 | 3rd    | 1-1 T       |
| Oct. 11, 2001  | vs. Tampa Bay    | Fredrik Modin     | 18:56 | 3rd    | 4-3 W       |
| Jan. 1, 2001   | at Phoenix       | Keith Tkachuk     | 18:17 | 3rd    | 3-2 W       |
| Dec. 28, 2000  | vs. Edmonton     | Daniel Cleary     | 18:58 | 3rd    | 2-2 T       |
| Dec. 12, 2000  | vs. N.Y. Rangers | Mark Messier      | 19:27 | 3rd    | 3-2 W       |
| Oct. 11, 1999  | at Anaheim       | Fredrik Olausson  | 19:02 | 1st    | 3-5 L       |
| April 12, 1999 | vs. Edmonton     | Todd Marchant     | 19:42 | 3rd    | 4-5 L (OT)  |
| March 26, 1999 | at Ottawa        | Wade Redden       | 19:14 | 3rd    | 1-1 T       |
| April 11, 1998 | vs. Vancouver    | Bret Hedican      | 3:44  | 3rd    | 1-1 T       |
| Jan. 6, 1998   | vs. St. Louis    | Jim Campbell      | 14:26 | 2nd    | 5-1 L       |
| Dec. 10, 1997  | vs. Washington   | Peter Bondra      | 19:31 | 3rd    | 3-3 T       |
| March 17, 1996 | at Philadelphia  | Dale Hawerchuk    | 11:56 | 3rd    | 2-8 L       |
| March 5, 1996  | at Colorado      | Joe Sakic         | 19:18 | 3rd    | 5-3 W       |
| Nov. 8, 1995   | at Buffalo       | Donald Audette    | 15:25 | 2nd    | 2-7 L       |
| Oct. 14, 1995  | vs. Vancouver    | Alex Mogilny      | 16:56 | 3rd    | 6-7 L       |
| March 28, 1995 | vs. Winnipeg     | Igor Korolev      | 19:13 | 3rd    | 6-5 W (OT)  |
| March 23, 1995 | vs. Anaheim      | Steve Rucchin     | 12:47 | 2nd    | 3-6 L       |
| April 5, 1994  | at Los Angeles   | Luc Robitaille    | 18:43 | 3rd    | 2-1 W       |
| March 20, 1994 | vs. Los Angeles  | Wayne Gretzky     | 19:11 | 3rd    | 6-6 T       |
| Feb. 17, 1994  | vs. Quebec       | Mike Ricci        | 17:02 | 1st    | 2-8 L       |
| Dec. 3, 1993   | vs. Winnipeg     | Keith Tkachuk     | 19:16 | 3rd    | 3-3 T       |
| Nov. 9, 1993   | vs. Toronto      | Dave Ellett       | 19:37 | 3rd    | 2-2 T       |
| Oct. 28, 1993  | vs. Anaheim      | Bob Corkum        | 19:16 | 3rd    | 4-3 W       |



# ALL-TIME OVERTIME RECORDS (1991-92 TO 1998-99)



| Team         | HOME      |          |           |           | ROAD      |           |          |          |           | OVERALL   |           |           |           |           |           |
|--------------|-----------|----------|-----------|-----------|-----------|-----------|----------|----------|-----------|-----------|-----------|-----------|-----------|-----------|-----------|
|              | GP        | W        | L         | T         | PTS       | GP        | W        | L        | T         | PTS       | GP        | W         | L         | T         | PTS       |
| ANA          | 2         | 0        | 0         | 2         | 2         | 2         | 1        | 0        | 1         | 3         | 4         | 1         | 0         | 3         | 5         |
| ATL          | 0         | 0        | 0         | 0         | 0         | 0         | 0        | 0        | 0         | 0         | 0         | 0         | 0         | 0         | 0         |
| BOS          | 2         | 0        | 0         | 2         | 2         | 2         | 0        | 0        | 2         | 2         | 4         | 0         | 0         | 4         | 4         |
| BUF          | 3         | 0        | 0         | 3         | 3         | 0         | 0        | 0        | 0         | 0         | 3         | 0         | 0         | 3         | 3         |
| CAR          | 0         | 0        | 0         | 0         | 0         | 0         | 0        | 0        | 0         | 0         | 0         | 0         | 0         | 0         | 0         |
| CBJ          | 0         | 0        | 0         | 0         | 0         | 0         | 0        | 0        | 0         | 0         | 0         | 0         | 0         | 0         | 0         |
| CGY          | 3         | 0        | 1         | 2         | 2         | 5         | 2        | 1        | 2         | 6         | 8         | 2         | 2         | 4         | 8         |
| CHI          | 0         | 0        | 0         | 0         | 0         | 2         | 0        | 0        | 2         | 2         | 2         | 0         | 0         | 2         | 2         |
| COL          | 3         | 1        | 2         | 0         | 2         | 1         | 0        | 0        | 1         | 1         | 4         | 1         | 2         | 1         | 3         |
| DAL          | 0         | 0        | 0         | 0         | 0         | 2         | 0        | 0        | 2         | 2         | 2         | 0         | 0         | 2         | 2         |
| DET          | 2         | 0        | 0         | 2         | 2         | 0         | 0        | 0        | 0         | 0         | 2         | 0         | 0         | 2         | 2         |
| EDM          | 3         | 0        | 1         | 2         | 2         | 3         | 0        | 0        | 3         | 3         | 6         | 0         | 1         | 5         | 5         |
| FLA          | 2         | 0        | 0         | 2         | 2         | 4         | 0        | 0        | 4         | 4         | 6         | 0         | 0         | 6         | 6         |
| LA           | 6         | 1        | 2         | 3         | 5         | 2         | 1        | 0        | 1         | 3         | 8         | 2         | 2         | 4         | 8         |
| MIN          | 0         | 0        | 0         | 0         | 0         | 0         | 0        | 0        | 0         | 0         | 0         | 0         | 0         | 0         | 0         |
| MTL          | 4         | 1        | 1         | 2         | 4         | 2         | 0        | 0        | 2         | 2         | 6         | 1         | 1         | 4         | 6         |
| NJ           | 1         | 0        | 0         | 1         | 1         | 1         | 0        | 0        | 1         | 1         | 2         | 0         | 0         | 2         | 2         |
| NSH          | 0         | 0        | 0         | 0         | 0         | 0         | 0        | 0        | 0         | 0         | 0         | 0         | 0         | 0         | 0         |
| NYI          | 1         | 0        | 0         | 1         | 1         | 2         | 1        | 0        | 1         | 3         | 3         | 1         | 0         | 2         | 4         |
| NYR          | 1         | 0        | 0         | 1         | 1         | 4         | 1        | 2        | 1         | 3         | 5         | 1         | 2         | 2         | 4         |
| OTT          | 1         | 1        | 0         | 0         | 2         | 4         | 0        | 0        | 4         | 4         | 5         | 1         | 0         | 4         | 6         |
| PHI          | 2         | 0        | 1         | 1         | 1         | 2         | 1        | 0        | 1         | 3         | 4         | 1         | 1         | 2         | 4         |
| PHX          | 5         | 2        | 1         | 2         | 6         | 4         | 0        | 1        | 3         | 3         | 9         | 2         | 2         | 5         | 9         |
| PIT          | 1         | 0        | 0         | 1         | 1         | 1         | 0        | 0        | 1         | 1         | 2         | 0         | 0         | 2         | 2         |
| STL          | 1         | 0        | 0         | 1         | 1         | 0         | 0        | 0        | 0         | 0         | 1         | 0         | 0         | 1         | 1         |
| TB           | 1         | 0        | 1         | 0         | 0         | 0         | 0        | 0        | 0         | 0         | 1         | 0         | 1         | 0         | 0         |
| TOR          | 2         | 0        | 0         | 2         | 2         | 1         | 0        | 0        | 1         | 1         | 3         | 0         | 0         | 3         | 3         |
| VAN          | 5         | 0        | 0         | 5         | 5         | 2         | 0        | 1        | 1         | 1         | 7         | 0         | 1         | 6         | 6         |
| WAS          | 1         | 0        | 0         | 1         | 1         | 0         | 0        | 0        | 0         | 0         | 1         | 0         | 0         | 1         | 1         |
| <b>TOTAL</b> | <b>52</b> | <b>6</b> | <b>10</b> | <b>36</b> | <b>48</b> | <b>46</b> | <b>7</b> | <b>5</b> | <b>34</b> | <b>48</b> | <b>98</b> | <b>13</b> | <b>15</b> | <b>70</b> | <b>96</b> |

Teams received two points for an overtime win, one point for an overtime tie and zero points for an overtime loss.

# ALL-TIME OVERTIME RECORDS (1999-00 TO 2003-04)

| Team         | HOME      |           |           |           | ROAD      |           |          |           |           | OVERALL   |           |           |           |           |            |
|--------------|-----------|-----------|-----------|-----------|-----------|-----------|----------|-----------|-----------|-----------|-----------|-----------|-----------|-----------|------------|
|              | GP        | W         | L         | T         | PTS       | GP        | W        | L         | T         | PTS       | GP        | W         | L         | T         | PTS        |
| ANA          | 2         | 1         | 1         | 0         | 3         | 2         | 0        | 1         | 1         | 2         | 4         | 1         | 2         | 1         | 5          |
| ATL          | 1         | 0         | 0         | 1         | 1         | 2         | 0        | 1         | 1         | 2         | 3         | 0         | 1         | 2         | 3          |
| BOS          | 0         | 0         | 0         | 0         | 0         | 1         | 0        | 0         | 1         | 1         | 1         | 0         | 0         | 1         | 1          |
| BUF          | 1         | 0         | 0         | 1         | 1         | 0         | 0        | 0         | 0         | 0         | 1         | 0         | 0         | 1         | 1          |
| CAR          | 0         | 0         | 0         | 0         | 0         | 0         | 0        | 0         | 0         | 0         | 0         | 0         | 0         | 0         | 0          |
| CBJ          | 2         | 1         | 1         | 0         | 3         | 1         | 1        | 0         | 0         | 2         | 3         | 2         | 1         | 0         | 5          |
| CGY          | 2         | 0         | 0         | 2         | 2         | 3         | 0        | 1         | 2         | 3         | 5         | 0         | 1         | 4         | 5          |
| CHI          | 5         | 1         | 1         | 3         | 6         | 3         | 1        | 2         | 0         | 4         | 8         | 2         | 3         | 3         | 10         |
| COL          | 1         | 0         | 0         | 1         | 1         | 4         | 1        | 0         | 3         | 5         | 5         | 1         | 0         | 4         | 6          |
| DAL          | 4         | 1         | 2         | 1         | 5         | 2         | 0        | 0         | 2         | 2         | 6         | 1         | 2         | 3         | 7          |
| DET          | 2         | 0         | 1         | 1         | 2         | 2         | 0        | 1         | 1         | 2         | 4         | 0         | 2         | 2         | 4          |
| EDM          | 5         | 2         | 0         | 3         | 7         | 4         | 0        | 0         | 4         | 4         | 9         | 2         | 0         | 7         | 11         |
| FLA          | 0         | 0         | 0         | 0         | 0         | 1         | 0        | 0         | 1         | 1         | 1         | 0         | 0         | 1         | 1          |
| LA           | 3         | 3         | 0         | 0         | 6         | 5         | 0        | 2         | 3         | 5         | 8         | 3         | 2         | 3         | 11         |
| MIN          | 1         | 0         | 0         | 1         | 1         | 2         | 0        | 1         | 1         | 2         | 3         | 0         | 1         | 2         | 3          |
| MTL          | 2         | 1         | 1         | 0         | 3         | 0         | 0        | 0         | 0         | 0         | 2         | 1         | 1         | 0         | 3          |
| NJ           | 2         | 1         | 1         | 0         | 3         | 1         | 0        | 1         | 0         | 1         | 3         | 1         | 2         | 0         | 4          |
| NSH          | 1         | 0         | 0         | 1         | 1         | 2         | 0        | 1         | 1         | 2         | 3         | 0         | 1         | 2         | 3          |
| NYI          | 1         | 0         | 1         | 0         | 1         | 1         | 0        | 0         | 1         | 1         | 2         | 0         | 1         | 1         | 2          |
| NYR          | 1         | 0         | 0         | 1         | 1         | 1         | 0        | 1         | 0         | 1         | 2         | 0         | 1         | 1         | 2          |
| OTT          | 0         | 0         | 0         | 0         | 0         | 0         | 0        | 0         | 0         | 0         | 0         | 0         | 0         | 0         | 0          |
| PHI          | 1         | 0         | 0         | 1         | 1         | 1         | 0        | 0         | 1         | 1         | 2         | 0         | 0         | 2         | 2          |
| PHX          | 3         | 0         | 1         | 2         | 3         | 3         | 2        | 1         | 0         | 5         | 6         | 2         | 2         | 2         | 8          |
| PIT          | 1         | 0         | 0         | 1         | 1         | 0         | 0        | 0         | 0         | 0         | 1         | 0         | 0         | 1         | 1          |
| STL          | 1         | 0         | 1         | 0         | 1         | 3         | 1        | 1         | 1         | 4         | 4         | 1         | 2         | 1         | 5          |
| TB           | 1         | 0         | 0         | 1         | 1         | 2         | 0        | 1         | 1         | 2         | 3         | 0         | 1         | 2         | 3          |
| TOR          | 1         | 0         | 0         | 1         | 1         | 1         | 0        | 0         | 1         | 1         | 2         | 0         | 0         | 2         | 2          |
| VAN          | 0         | 0         | 0         | 0         | 0         | 4         | 0        | 1         | 3         | 4         | 4         | 0         | 1         | 3         | 4          |
| WAS          | 0         | 0         | 0         | 0         | 0         | 0         | 0        | 0         | 0         | 0         | 0         | 0         | 0         | 0         | 0          |
| <b>TOTAL</b> | <b>44</b> | <b>11</b> | <b>11</b> | <b>22</b> | <b>55</b> | <b>51</b> | <b>6</b> | <b>16</b> | <b>29</b> | <b>57</b> | <b>95</b> | <b>17</b> | <b>27</b> | <b>51</b> | <b>112</b> |

Teams received two points for an overtime win and one point for either an overtime loss or tie.



# ALL-TIME OVERTIME RECORDS (2005-06 TO PRESENT)

| Team         | HOME      |          |          |          |           |           | ROAD      |          |          |          |          | OVERALL   |           |           |           |          |           |           |
|--------------|-----------|----------|----------|----------|-----------|-----------|-----------|----------|----------|----------|----------|-----------|-----------|-----------|-----------|----------|-----------|-----------|
|              | GP        | W        | L        | SOW      | SOL       | PTS       | GP        | W        | L        | SOW      | SOL      | PTS       | GP        | W         | L         | SOW      | SOL       | PTS       |
| ANA          | 1         | 0        | 0        | 0        | 1         | 1         | 6         | 1        | 2        | 2        | 1        | 9         | 7         | 1         | 2         | 2        | 2         | 10        |
| ATL          | 0         | 0        | 0        | 0        | 0         | 0         | 0         | 0        | 0        | 0        | 0        | 0         | 0         | 0         | 0         | 0        | 0         | 0         |
| BOS          | 0         | 0        | 0        | 0        | 0         | 0         | 0         | 0        | 0        | 0        | 0        | 0         | 0         | 0         | 0         | 0        | 0         | 0         |
| BUF          | 0         | 0        | 0        | 0        | 0         | 0         | 0         | 0        | 0        | 0        | 0        | 0         | 0         | 0         | 0         | 0        | 0         | 0         |
| CAR          | 0         | 0        | 0        | 0        | 0         | 0         | 0         | 0        | 0        | 0        | 0        | 0         | 0         | 0         | 0         | 0        | 0         | 0         |
| CBJ          | 1         | 1        | 0        | 0        | 0         | 2         | 0         | 0        | 0        | 0        | 0        | 0         | 1         | 1         | 0         | 0        | 0         | 2         |
| CGY          | 3         | 0        | 2        | 1        | 0         | 4         | 0         | 0        | 0        | 0        | 0        | 0         | 3         | 0         | 2         | 1        | 0         | 4         |
| CHI          | 1         | 0        | 0        | 1        | 0         | 2         | 1         | 1        | 0        | 0        | 0        | 2         | 2         | 1         | 0         | 1        | 0         | 4         |
| COL          | 4         | 0        | 0        | 0        | 0         | 0         | 1         | 0        | 1        | 0        | 0        | 1         | 1         | 0         | 1         | 0        | 0         | 1         |
| DAL          | 4         | 1        | 0        | 0        | 3         | 5         | 4         | 2        | 1        | 1        | 0        | 7         | 8         | 3         | 1         | 1        | 3         | 12        |
| DET          | 0         | 0        | 0        | 0        | 0         | 0         | 1         | 0        | 1        | 0        | 0        | 1         | 1         | 0         | 1         | 0        | 0         | 1         |
| EDM          | 1         | 0        | 0        | 0        | 1         | 1         | 2         | 0        | 0        | 0        | 2        | 2         | 3         | 0         | 0         | 0        | 3         | 3         |
| FLA          | 0         | 0        | 0        | 0        | 0         | 0         | 0         | 0        | 0        | 0        | 0        | 0         | 0         | 0         | 0         | 0        | 0         | 0         |
| LA           | 1         | 0        | 0        | 0        | 1         | 1         | 2         | 1        | 0        | 0        | 1        | 3         | 3         | 1         | 0         | 0        | 2         | 4         |
| MIN          | 2         | 0        | 0        | 1        | 1         | 3         | 1         | 0        | 0        | 1        | 0        | 2         | 3         | 0         | 0         | 2        | 1         | 5         |
| MTL          | 0         | 0        | 0        | 0        | 0         | 0         | 0         | 0        | 0        | 0        | 0        | 0         | 0         | 0         | 0         | 0        | 0         | 0         |
| NJ           | 0         | 0        | 0        | 0        | 0         | 0         | 0         | 0        | 0        | 0        | 0        | 0         | 0         | 0         | 0         | 0        | 0         | 0         |
| NSH          | 3         | 2        | 0        | 0        | 1         | 5         | 0         | 0        | 0        | 0        | 0        | 0         | 3         | 2         | 0         | 0        | 1         | 5         |
| NYI          | 0         | 0        | 0        | 0        | 0         | 0         | 0         | 0        | 0        | 0        | 0        | 0         | 0         | 0         | 0         | 0        | 0         | 0         |
| NYR          | 0         | 0        | 0        | 0        | 0         | 0         | 0         | 0        | 0        | 0        | 0        | 0         | 0         | 0         | 0         | 0        | 0         | 0         |
| OTT          | 1         | 1        | 0        | 0        | 0         | 2         | 0         | 0        | 0        | 0        | 0        | 0         | 1         | 1         | 0         | 0        | 0         | 2         |
| PHI          | 0         | 0        | 0        | 0        | 0         | 0         | 0         | 0        | 0        | 0        | 0        | 0         | 0         | 0         | 0         | 0        | 0         | 0         |
| PHX          | 3         | 0        | 1        | 0        | 2         | 3         | 1         | 1        | 0        | 0        | 0        | 2         | 4         | 1         | 1         | 0        | 2         | 5         |
| PIT          | 0         | 0        | 0        | 0        | 0         | 0         | 1         | 0        | 0        | 1        | 0        | 2         | 1         | 0         | 0         | 1        | 0         | 2         |
| STL          | 3         | 2        | 0        | 0        | 1         | 5         | 0         | 0        | 0        | 0        | 0        | 0         | 3         | 2         | 0         | 0        | 1         | 5         |
| TB           | 0         | 0        | 0        | 0        | 0         | 0         | 0         | 0        | 0        | 0        | 0        | 0         | 0         | 0         | 0         | 0        | 0         | 0         |
| TOR          | 0         | 0        | 0        | 0        | 0         | 0         | 0         | 0        | 0        | 0        | 0        | 0         | 0         | 0         | 0         | 0        | 0         | 0         |
| VAN          | 2         | 0        | 2        | 0        | 0         | 2         | 1         | 1        | 0        | 0        | 0        | 2         | 3         | 1         | 2         | 0        | 0         | 4         |
| WAS          | 0         | 0        | 0        | 0        | 0         | 0         | 1         | 0        | 0        | 1        | 0        | 2         | 1         | 0         | 0         | 1        | 0         | 2         |
| <b>TOTAL</b> | <b>26</b> | <b>7</b> | <b>5</b> | <b>3</b> | <b>11</b> | <b>36</b> | <b>22</b> | <b>7</b> | <b>5</b> | <b>6</b> | <b>4</b> | <b>35</b> | <b>48</b> | <b>14</b> | <b>10</b> | <b>9</b> | <b>15</b> | <b>71</b> |

Teams received two points for either an overtime or shootout win and one point for either an overtime or shootout loss

## OVERTIME VICTORIES (47)

| Date                  | Opponent                | GWG                    | Goaltender               | Time        | Score      |
|-----------------------|-------------------------|------------------------|--------------------------|-------------|------------|
| March 10, 2009        | at Minnesota            | Christian Ehrhoff      | Niklas Backstrom         | 3:34        | 5-4        |
| <b>Jan. 20, 2009</b>  | <b>vs. Vancouver</b>    | <b>Patrick Marleau</b> | <b>Roberto Luongo</b>    | <b>3:08</b> | <b>2-1</b> |
| <b>Nov. 26, 2008</b>  | <b>vs. Chicago</b>      | <b>Joe Thornton</b>    | <b>Cristobal Huet</b>    | <b>:35</b>  | <b>3-2</b> |
| <b>Oct. 18, 2008</b>  | <b>vs. Philadelphia</b> | <b>Dan Boyle</b>       | <b>Antero Niittymaki</b> | <b>1:25</b> | <b>5-4</b> |
| <b>March 27, 2008</b> | <b>vs. Dallas</b>       | <b>Joe Thornton</b>    | <b>Marty Turco</b>       | <b>2:58</b> | <b>3-2</b> |
| <b>March 5, 2008</b>  | <b>vs. Ottawa</b>       | <b>Patrick Marleau</b> | <b>Martin Gerber</b>     | <b>3:05</b> | <b>3-2</b> |
| <b>Feb. 8, 2008</b>   | <b>vs. Columbus</b>     | <b>Joe Thornton</b>    | <b>Frederik Norrena</b>  | <b>1:49</b> | <b>2-1</b> |
| Oct. 5, 2006          | vs. St. Louis           | Curtis Brown           | Manny Legace             | 2:12        | 5-4        |
| April 12, 2006        | at Vancouver            | Christian Ehrhoff      | Alex Auld                | :34         | 5-4        |
| <b>April 3, 2006</b>  | <b>at Dallas</b>        | <b>Joe Thornton</b>    | <b>Marty Turco</b>       | <b>4:39</b> | <b>3-2</b> |
| March 26, 2006        | at Chicago              | Tom Preissing          | Nikolai Khabibulin       | 1:24        | 5-4        |
| March 11, 2006        | vs. Nashville           | Christian Ehrhoff      | Tomas Vokoun             | 2:56        | 3-2        |
| Feb. 12, 2006         | at Phoenix              | Tom Preissing          | Curtis Joseph            | 1:54        | 5-4        |
| <b>Jan. 21, 2006</b>  | <b>at Los Angeles</b>   | <b>Patrick Marleau</b> | <b>Mathieu Garon</b>     | <b>4:51</b> | <b>4-3</b> |
| Nov. 4, 2005          | at Anaheim              | Marcel Goc             | J.S. Giguere             | :51         | 1-0        |
| Nov. 2, 2005          | vs. Nashville           | Alyn McCauley          | Chris Mason              | 1:44        | 3-2        |
| <b>Oct. 26, 2005</b>  | <b>at Dallas</b>        | <b>Patrick Marleau</b> | <b>Marty Turco</b>       | <b>3:20</b> | <b>5-4</b> |
| April 4, 2004         | vs. Los Angeles         | Vincent Damphousse     | Roman Cechmanek          | 3:10        | 4-3        |
| March 28, 2004        | vs. Dallas              | Wayne Primeau          | Ron Tugnutt              | 2:56        | 2-1        |
| Feb. 14, 2004         | at Columbus             | Marco Sturm            | Marc Denis               | 4:43        | 2-1        |
| March 6, 2003         | vs. Montreal            | Marco Sturm            | Jose Theodore            | 3:58        | 4-3        |
| Dec. 3, 2002          | at Phoenix              | Teemu Selanne          | Brian Boucher            | 4:16        | 3-2        |
| Jan. 15, 2002         | at Colorado             | Teemu Selanne          | Patrick Roy              | 4:57        | 1-0        |
| Dec. 11, 2001         | vs. Edmonton            | Brad Stuart            | Tommy Salo               | 4:08        | 5-4        |
| March 27, 2001        | vs. Los Angeles         | Mike Ricci             | Felix Potvin             | 1:53        | 3-2        |
| Feb. 20, 2001         | vs. Columbus            | Marco Sturm            | Ron Tugnutt              | 4:18        | 3-2        |
| Feb. 10, 2001         | vs. Chicago             | Bryan Marchment        | Jocelyn Thibault         | 2:07        | 3-2        |
| Jan. 27, 2001         | at St. Louis            | Brad Stuart            | Roman Turek              | 1:51        | 4-3        |
| Dec. 16, 2000         | at Phoenix              | Gary Suter             | Sean Burke               | 1:53        | 2-1        |
| Nov. 30, 2000         | vs. Anaheim             | Scott Hannan           | Dominic Roussel          | 4:50        | 3-2        |
| Nov. 8, 2000          | at Chicago              | Marco Sturm            | Jocelyn Thibault         | 4:44        | 3-2        |
| March 15, 2000        | vs. Buffalo             | Jeff Friesen           | Domink Hasek             | 2:56        | 6-5        |
| Jan. 15, 2000         | vs. Los Angeles         | Jeff Friesen           | Jamie Storr              | 1:05        | 3-2        |
| Nov. 28, 1999         | vs. New Jersey          | Patrick Marleau        | Martin Brodeur           | 4:54        | 4-3        |
| \$Oct. 7, 1999        | vs. Edmonton            | Mike Ricci             | Bill Ranford             | 3:44        | 3-2        |
| Jan. 2, 1999          | at N.Y. Islanders       | Marco Sturm            | Marcel Cousineau         | 1:47        | 4-3        |

## OVERTIME VICTORIES (47)

|                |                 |                 |                    |      |     |
|----------------|-----------------|-----------------|--------------------|------|-----|
| April 4, 1997  | vs. Colorado    | Steve Guolla    | Craig Billington   | :35  | 7-6 |
| Nov. 2, 1996   | vs. Montreal    | Darren Turcotte | Jose Theodore      | 3:07 | 4-3 |
| Oct. 6, 1996   | at Los Angeles  | Viktor Kozlov   | Stephane Fiset     | 4:55 | 7-6 |
| March 22, 1996 | at Calgary      | Owen Nolan      | Rick Tabaracci     | 1:09 | 2-1 |
| March 28, 1995 | vs. Winnipeg    | Jeff Friesen    | N. Khabibulin      | 4:27 | 6-5 |
| Feb. 3, 1994   | at Philadelphia | Sergei Makarov  | Dominick Roussel   | 3:13 | 3-2 |
| Oct. 31, 1993  | at Anaheim      | Tom Pederson    | Guy Hebert         | 1:47 | 2-1 |
| March 2, 1993  | vs. Ottawa      | Johan Garpenlov | Peter Sidorkiewicz | 4:24 | 3-2 |
| Nov. 25, 1992  | at Calgary      | Tom Pederson    | Jeff Reese         | 3:53 | 4-3 |
| Oct. 8, 1992   | vs. Winnipeg    | Kelly Kisio     | Bob Essensa        | 4:00 | 4-3 |
| Dec. 3, 1991   | vs. Los Angeles | Brian Mullen    | Kelly Hrudey       | :22  | 3-2 |

\$=Games listed on or after Oct. 7, 1999 are played with the four-on-four overtime format. The winning team receives two points while the losing team receives one point in the NHL standings.

## SHOOTOUT VICTORIES (15)

| Date                 | Opponent               | GWG                    | SJ         | OPP        | Score      | Goaltenders                                       |
|----------------------|------------------------|------------------------|------------|------------|------------|---|
| <b>April 7, 2009</b> | <b>vs. Colorado</b>    | <b>Joe Pavelski</b>    | <b>1/3</b> | <b>0/3</b> | <b>1-0</b> | <b>Evgeni Nabokov</b><br><b>Peter Budaj</b>       |
| March 19, 2009       | vs. Nashville          | Jonathan Cheechoo      | 2/3        | 1/3        | 3-2        | Evgeni Nabokov<br>Pekka Rinne                     |
| March 14, 2009       | vs. Los Angeles        | Jonathan Cheechoo      | 2/7        | 1/7        | 2-1        | Evgeni Nabokov<br>Erik Ersberg                    |
| <b>Dec. 15, 2008</b> | <b>at Los Angeles</b>  | <b>Ryane Clowe</b>     | <b>2/2</b> | <b>1/3</b> | <b>3-2</b> | <b>Brian Boucher</b><br><b>Jason LaBarbera</b>    |
| <b>Nov. 6, 2008</b>  | <b>vs. St. Louis</b>   | <b>Ryane Clowe</b>     | <b>2/4</b> | <b>1/4</b> | <b>5-4</b> | <b>Evgeni Nabokov</b><br><b>Ben Bishop</b>        |
| <b>Oct. 22, 2008</b> | <b>at Philadelphia</b> | <b>Joe Pavelski</b>    | <b>2/2</b> | <b>0/2</b> | <b>7-6</b> | <b>Evgeni Nabokov</b><br><b>Martin Biron</b>      |
| <b>April 4, 2007</b> | <b>at Anaheim</b>      | <b>Ryane Clowe</b>     | <b>2/2</b> | <b>1/3</b> | <b>3-2</b> | <b>Evgeni Nabokov/</b><br><b>Ilya Bryzgalov</b>   |
| Feb. 21, 2007        | at Washington          | Jonathan Cheechoo      | 2/3        | 1/3        | 3-2        | Evgeni Nabokov/<br>Brent Johnson                  |
| March 19, 2008       | vs. Minnesota          | Jeremy Roenick         | 2/3        | 1/3        | 4-3        | Evgeni Nabokov/<br>Niklas Backstrom               |
| <b>March 9, 2008</b> | <b>at Minnesota</b>    | <b>Patrick Marleau</b> | <b>2/3</b> | <b>1/3</b> | <b>3-2</b> | <b>Evgeni Nabokov/</b><br><b>Niklas Backstrom</b> |
| Feb. 24, 2008        | at Pittsburgh          | Jeremy Roenick         | 3/3        | 2/3        | 2-1        | Evgeni Nabokov/Ty Conklin                         |
| Feb. 2, 2008         | vs. Chicago            | Jeremy Roenick         | 2/5        | 1/5        | 3-2        | Evgeni Nabokov/<br>Nikolai Khabibulin             |
| <b>Dec. 16, 2007</b> | <b>at Anaheim</b>      | <b>Joe Thornton</b>    | <b>3/6</b> | <b>2/6</b> | <b>2-1</b> | <b>Evgeni Nabokov/J.S. Giguere</b>                |
| <b>Nov. 14, 2007</b> | <b>at Dallas</b>       | <b>Devin Setoguchi</b> | <b>2/2</b> | <b>0/2</b> | <b>4-3</b> | <b>Evgeni Nabokov/Marty Turco</b>                 |
| Oct. 29, 2005        | vs. Calgary            | Nils Ekman             | 2/4        | 1/4        | 3-2        | Nolan Schaefer/<br>Miikka Kiprusoff               |



Patrick Marleau scores the game-winning goal in overtime against Vancouver on Jan. 20, 2009.



## LOSSES (15)/OVERTIME LOSSES (44)

| Date            | Opponent           | GWG                 | Goaltender       | Time | Score |
|-----------------|--------------------|---------------------|------------------|------|-------|
| March 5, 2009   | vs. Minnesota      | Mikko Koivu         | Brian Boucher    | 4:46 | 3-4   |
| Feb. 7, 2009    | at Columbus        | Christian Backman   | Evgeni Nabokov   | 1:33 | 2-3   |
| Dec. 31, 2008   | at Minnesota       | Brent Burns         | Evgeni Nabokov   | 1:38 | 2-3   |
| Dec. 17, 2008   | at Columbus        | RJ Umberger         | Evgeni Nabokov   | 2:55 | 1-2   |
| Dec. 6, 2008    | vs. Edmonton       | Kyle Brodziak       | Evgeni Nabokov   | 2:40 | 2-3   |
| Nov. 11, 2008   | vs. Nashville      | Ville Koistinen     | Brian Boucher    | 2:28 | 3-4   |
| March 25, 2008  | at Phoenix         | Martin Hanzal       | Brian Boucher    | 3:23 | 4-5   |
| Feb. 12, 2008   | vs. Calgary        | Jarome Iginla       | Evgeni Nabokov   | 4:35 | 3-4   |
| Jan. 13, 2008   | at Anaheim         | Francois Beauchemin | Thomas Greiss    | :33  | 3-4   |
| Jan. 3, 2008    | vs. Calgary        | Jarome Iginla       | Evgeni Nabokov   | 3:26 | 2-3   |
| April 7, 2007   | vs. Vancouver      | Mattias Ohlund      | Evgeni Nabokov   | :34  | 3-4   |
| March 18, 2007  | at Colorado        | Milan Hejduk        | Evgeni Nabokov   | :19  | 3-4   |
| March 9, 2007   | vs. Vancouver      | Henrik Sedin        | Evgeni Nabokov   | 3:30 | 1-2   |
| April 1, 2006   | vs. Phoenix        | Steve Reinprecht    | Vesa Toskala     | 3:55 | 3-4   |
| March 7, 2006   | at Anaheim         | Sandis Ozolinsh     | Evgeni Nabokov   | :58  | 4-5   |
| Jan. 30, 2006   | at Dallas          | Jason Arnott        | Evgeni Nabokov   | 4:24 | 2-3   |
| Oct. 17, 2005   | at Detroit         | Jiri Fischer        | Evgeni Nabokov   | 4:09 | 2-3   |
| Feb. 26, 2004   | at Vancouver       | Brent Sopel         | Vesa Toskala     | 2:14 | 2-3   |
| Jan. 31, 2004   | at Nashville       | Marek Zidlicky      | Evgeni Nabokov   | 4:44 | 2-3   |
| Jan. 8, 2004    | vs. Columbus       | Rick Nash           | Evgeni Nabokov   | 4:57 | 2-3   |
| Dec. 17, 2003   | at Detroit         | Brenden Shanahan    | Evgeni Nabokov   | 3:51 | 2-3   |
| Nov. 13, 2003   | vs. St. Louis      | Peter Cajanek       | Evgeni Nabokov   | 4:45 | 3-4   |
| Nov. 5, 2003    | at New Jersey      | Jamie Langenbrunner | Evgeni Nabokov   | 4:17 | 2-3   |
| March 22, 2003  | vs. Anaheim        | Niclas Havelid      | Evgeni Nabokov   | 1:33 | 2-3   |
| March 17, 2003  | vs. Chicago        | Theo Fleury         | Vesa Toskala     | 1:26 | 2-3   |
| March 1, 2003   | at Anaheim         | Steve Thomas        | Miikka Kiprusoff | 2:04 | 2-3   |
| Jan. 22, 2003   | vs. New Jersey     | Joe Nieuwendyk      | Miikka Kiprusoff | 4:32 | 4-5   |
| Jan. 13, 2003   | at Los Angeles     | Jason Allison       | Miikka Kiprusoff | 3:50 | 2-3   |
| Dec. 16, 2002   | at N.Y. Rangers    | Petr Nedved         | Miikka Kiprusoff | 2:25 | 1-2   |
| Nov. 13, 2002   | at Atlanta         | Vyacheslav Kozlov   | Evgeni Nabokov   | 2:19 | 2-3   |
| Oct. 31, 2002   | at Minnesota       | Sergei Zholtok      | Evgeni Nabokov   | 4:50 | 1-2   |
| Nov. 17, 2001   | vs. Dallas         | Richard Matvichuk   | Evgeni Nabokov   | :50  | 2-3   |
| Nov. 11, 2001   | at Chicago         | Tony Amonte         | Evgeni Nabokov   | 1:01 | 2-3   |
| Oct. 4, 2001    | vs. Detroit        | Brendan Shanahan    | Evgeni Nabokov   | 1:55 | 3-4   |
| April 7, 2001   | vs. Dallas         | Mike Modano         | Evgeni Nabokov   | 2:10 | 4-5   |
| March 17, 2001  | at Los Angeles     | Bryan Smolinski     | Evgeni Nabokov   | 0:40 | 0-1   |
| March 6, 2001   | at Tampa Bay       | Brad Richards       | Evgeni Nabokov   | 4:02 | 1-2   |
| Feb. 1, 2000    | vs. Phoenix        | Keith Carney        | Steve Shields    | 1:32 | 0-1   |
| Jan. 29, 2000   | vs. N.Y. Islanders | Mathieu Biron       | Steve Shields    | 2:43 | 2-3   |
| Jan. 23, 2000   | at Phoenix         | Jyrki Lumme         | Steve Shields    | 4:16 | 2-3   |
| Jan. 17, 2000   | at Chicago         | Doug Gilmour        | Steve Shields    | :56  | 4-5   |
| Dec. 30, 1999   | at St. Louis       | Al MacInnis         | Steve Shields    | 3:40 | 1-2   |
| Nov. 23, 1999   | vs. Montreal       | Craig Rivet         | Mike Vernon      | 3:50 | 2-3   |
| \$Nov. 10, 1999 | at Calgary         | Cory Stillman       | Mike Vernon      | 4:23 | 3-4   |
| April 12, 1999  | vs. Edmonton       | Tom Poti            | Steve Shields    | 3:55 | 4-5   |
| Nov. 20, 1998   | vs. Phoenix        | Dallas Drake        | Steve Shields    | 0:37 | 1-2   |
| Dec. 1, 1997    | at Calgary         | German Titov        | Mike Vernon      | 1:22 | 2-3   |
| Oct. 13, 1997   | vs. Philadelphia   | Eric Lindros        | Kelly Hrudey     | 1:49 | 2-3   |
| Mar. 3, 1997    | at N.Y. Rangers    | Niklas Sundstrom    | Ed Belfour       | 1:24 | 4-5   |
| Jan. 27, 1996   | vs. Colorado       | Valeri Kamensky     | Chris Terreri    | 2:49 | 3-4   |
| Oct. 24, 1993   | at Vancouver       | Geoff Courtnall     | Arturs Irbe      | :28  | 2-3   |
| April 10, 1993  | vs. Los Angeles    | Tomas Sandstrom     | Arturs Irbe      | 3:22 | 2-3   |
| April 3, 1993   | vs. Calgary        | Theoren Fleury      | Arturs Irbe      | 3:06 | 2-3   |
| Dec. 16, 1992   | vs. Tampa Bay      | John Tucker         | Jeff Hackett     | 2:53 | 4-5   |
| Dec. 12, 1992   | vs. Quebec         | Scott Young         | Brian Hayward    | 4:19 | 7-8   |
| Nov. 27, 1992   | at Winnipeg        | Tomas Steen         | Brian Hayward    | 1:29 | 2-3   |
| Jan. 4, 1992    | vs. Montreal       | Guy Carbonneau      | Jeff Hackett     | 1:00 | 0-1   |
| Dec. 16, 1991   | at N.Y. Rangers    | Brian Leetch        | Brian Hayward    | :23  | 3-4   |
| Nov. 19, 1991   | vs. Los Angeles    | Mike Donnelly       | Jeff Hackett     | 3:47 | 2-3   |

\$=Before the 1999-00 season, teams that lost in overtime received a loss and no points. Beginning in the 1999-00 season, teams that lost in overtime were credited with an overtime loss (OTL), earning the losing team one point.

# SHOOTOUT LOSSES (20)



| Date           | Opponent        | GWG                | SJ  | OPP | Score | Goaltenders                       |
|----------------|-----------------|--------------------|-----|-----|-------|-----------------------------------|
| March 25, 2009 | at Chicago      | Patrick Kane       | 0/2 | 2/2 | 5-6   | Evgeni Nabokov/Nikolai Khabibulin |
| Feb. 12, 2009  | at Buffalo      | Derek Roy          | 1/5 | 2/5 | 5-6   | Evgeni Nabokov/Ryan Miller        |
| Feb. 11, 2009  | at Pittsburgh   | Sidney Crosby      | 0/3 | 1/3 | 1-2   | Brian Boucher/Marc-Andre Fleury   |
| Feb. 5, 2009   | vs. Carolina    | Sergei Samsonov    | 1/3 | 2/3 | 3-4   | Evgeni Nabokov/Michael Leighton   |
| Dec. 27, 2008  | at St. Louis    | Brad Winchester    | 1/3 | 2/3 | 2-3   | Evgeni Nabokov/Manny Legace       |
| March 16, 2008 | vs. Edmonton    | Fernando Pisani    | 1/4 | 2/4 | 1-2   | Evgeni Nabokov/Dwayne Roloson     |
| Dec. 20, 2007  | vs. Phoenix     | Peter Mueller      | 0/3 | 1/2 | 2-3   | Evgeni Nabokov/Ilya Bryzgalov     |
| Nov. 28, 2007  | vs. Los Angeles | Dustin Brown       | 2/3 | 3/3 | 2-3   | Evgeni Nabokov/Jason LaBarbera    |
| Nov. 17, 2007  | vs. Anaheim     | Corey Perry        | 0/3 | 1/2 | 1-2   | Evgeni Nabokov/J.S. Giguere       |
| Nov. 9, 2007   | at Anaheim      | Ryan Getzlaf       | 2/3 | 0/2 | 2-3   | Evgeni Nabokov/J.S. Giguere       |
| Oct. 4, 2007   | at Edmonton     | Jarret Stoll       | 1/4 | 2/4 | 2-3   | Evgeni Nabokov/Dwayne Roloson     |
| Feb. 28, 2007  | vs. Nashville   | Jean-Pierre Dumont | 1/4 | 2/4 | 3-4   | Evgeni Nabokov/<br>Tomas Vokoun   |
| Jan. 30, 2007  | vs. Dallas      | Mike Ribeiro       | 2/3 | 3/3 | 2-3   | Vesa Toskala/Marty Turco          |
| March 18, 2006 | vs. Dallas      | Antti Miettinen    | 1/4 | 2/4 | 3-4   | Vesa Toskala/Marty Turco          |
| Feb. 2, 2006   | vs. Minnesota   | Brian Rolston      | 0/5 | 1/5 | 2-3   | Vesa Toskala/Manny Fernandez      |
| Jan. 19, 2006  | vs. Edmonton    | Ryan Smyth         | 1/3 | 2/3 | 2-3   | Vesa Toskala/Mike Morrison        |
| Dec. 23, 2005  | vs. St. Louis   | Petr Cajanek       | 1/4 | 2/4 | 1-2   | Evgeni Nabokov/Jason Bacashihua   |
| Nov. 21, 2005  | at Edmonton     | Ryan Smyth         | 1/3 | 2/3 | 1-2   | Evgeni Nabokov/Mike Morrison      |
| Nov. 19, 2005  | vs. Phoenix     | G. Sanderson       | 1/4 | 2/4 | 3-4   | Evgeni Nabokov/Curtis Joseph      |
| Nov. 12, 2005  | vs. Dallas      | Sergei Zubov       | 0/2 | 2/2 | 2-3   | Evgeni Nabokov/Marty Turco        |




Dan Boyle (left) and Joe Thornton celebrate after Boyle scored the overtime winner against Philadelphia on Oct. 18, 2008.



# ALL-TIME HEAD COACHING RECORDS

| Name              | GC  | Record     | PTS Pct. | Seasons |
|-------------------|-----|------------|----------|---------|
| George Kingston   | 164 | 28-129-7   | .192     | 1991-93 |
| Kevin Constantine | 157 | 55-78-24   | .427     | 1993-95 |
| Jim Wiley         | 57  | 17-37-3    | .325     | 1995-96 |
| Al Sims           | 82  | 27-47-8    | .378     | 1996-97 |
| Darryl Sutter     | 434 | 192-167-75 | .529     | 1997-02 |
| Cap Raeder&       | 1   | 1-0-0-0    | 1.000    | 2002    |
| Ron Wilson        | 385 | 206-134-45 | .594     | 2002-08 |
| Todd McLellan     | 82  | 53-18-11   | .713     | 2008-09 |


&Cap Raeder served as interim head coach for the Dec. 3, 2003 game at Phoenix, a 3-2 overtime win



George Kingston



Kevin Constantine



Jim Wiley



Al Sims



Darryl Sutter



Ron Wilson



Todd McLellan

## ALL-TIME GENERAL MANAGERS

| NAME   | YEAR(S)             |
|--|---------------------|
| Jack Ferreira                                  | 1991-92             |
| Chuck Grillo                                   | 1992-96             |
| (Vice President, Director of Player Personnel) |                     |
| Dean Lombardi                                  | 1996-03             |
| <b>Doug Wilson</b>                             | <b>2003-present</b> |

## ALL-TIME TEAM CAPTAINS

| PLAYER             | YEAR(S)  |
|--------------------|----------|
| Doug Wilson        | 1991-93  |
| Bob Errey          | 1993-95  |
| Jeff Odgers        | 1995-96  |
| Todd Gill          | 1996-98  |
| Owen Nolan         | 1998-03  |
| Vincent Damphousse | 2003-04* |
| Mike Ricci         | 2003-04* |
| Alyn McCauley      | 2003-04* |
| Patrick Marleau    | 2003-09* |

\* Served as captain for part of the season as part of a rotating captaincy plan in 2003-04.

# ALL-TIME ATTENDANCE



| Season     | Home Dates | Total   | Average | % of Capacity | Sellouts | CAPACITY |
|------------|------------|---------|---------|---------------|----------|----------|
| 2008-09    | 41         | 717,023 | 17,488  | 99.9%         | 40       | 17,496   |
| 2007-08    | 41         | 713,863 | 17,411  | 99.5%         | 31       | 17,496   |
| 2006-07    | 41         | 714,316 | 17,422  | 99.6%         | 36       | 17,496   |
| 2005-06    | 41         | 690,095 | 16,831  | 96.2%         | 21       | 17,496   |
| 2003-04    | 41         | 649,261 | 15,836  | 90.5%         | 10       | 17,496   |
| 2002-03    | 41         | 711,386 | 17,350  | 99.2%         | 26       | 17,496   |
| 2001-02    | 41         | 714,357 | 17,423  | 99.6%         | 33       | 17,496   |
| 2000-01@   | 41         | 716,196 | 17,468  | 99.9%         | 35       | 17,496   |
| 1999-00    | 41         | 708,925 | 17,291  | 98.8%         | 32       | 17,483   |
| 1998-99*   | 40         | 685,929 | 17,148  | 98.1%         | 23       | 17,483   |
| 1997-98    | 41         | 701,164 | 17,101  | 97.8%         | 20       | 17,483   |
| 1996-97 \$ | 41         | 714,238 | 17,420  | 99.9%         | 38       | 17,442   |
| 1995-96    | 41         | 704,790 | 17,190  | 100%          | 41       | 17,190   |
| 1994-95 #  | 24         | 412,560 | 17,190  | 100%          | 24       | 17,190   |
| 1993-94 *  | 41         | 680,407 | 16,595  | 96.5%         | 28       | 17,190   |
| 1992-93 *& | 41         | 452,849 | 11,045  | 99.6%         | 34       | 11,089   |
| 1991-92 &  | 40         | 435,520 | 10,888  | 100%          | 40       | 10,888   |

@ — Capacity increased from 17,442 to 17,496.

\$ — Capacity increased from 17,190 to 17,442 after first home game.

\* — One neutral site game as designated home team not counted in totals.

& — Seasons played at Cow Palace in Daly City, Calif.

# — Shortened schedule due to labor stoppage.

## ALL-TIME ASSISTANT COACHES

|         |  |         |   |
|---------|--|---------|---|
| 1991-92 | Bob Murdoch<br>Drew Remenda  | 1998-99 | Paul Baxter<br>Bob Berry  |
| 1992-93 | Bob Murdoch<br>Drew Remenda  | 1999-00 | Paul Baxter<br>Bob Berry  |
| 1993-94 | Wayne Thomas (assistant coach<br>and assistant to director of<br>hockey operations)<br>Vasily Tikhonov<br>Drew Remenda   | 2000-01 | Rich Preston<br>Cap Raeder<br>Warren Strelow (goaltending<br>coach; served as goaltending<br>consultant from 1997-00) |
| 1994-95 | Wayne Thomas (assistant coach<br>and assistant to director of<br>hockey operations)<br>Vasily Tikhonov<br>Drew Remenda   | 2001-02 | Rich Preston<br>Lorne Molleken<br>Warren Strelow (goaltending<br>coach)   |
| 1995-96 | Wayne Thomas (assistant coach<br>and assistant to hockey player<br>personnel director)<br>Drew Remenda (assigned to<br>Kansas City development team,<br>Oct. 10, 1995)<br>Vasily Tikhonov (assigned to<br>Kansas City development team,<br>Oct. 10, 1995)<br>Jim Wiley (promoted from Kansas<br>City development team, Oct. 10,<br>1995)<br>Mark Kaufman (promoted from<br>Kansas City development team,<br>Oct. 10, 1995) | 2002-07 | Tim Hunter<br>Rob Zettler<br>Warren Strelow (goaltending<br>coach)  |
|         |  | 2007-08 | Tim Hunter<br>Rob Zettler   |
|         |  | 2008-09 | Trent Yawney<br>Todd Richards<br>Jay Woodcroft<br>Mike Ricci (development coach)<br>Corey Schwab (goaltending coach)  |
|         |  | 2009-10 | Trent Yawney<br>Matt Shaw<br>Jay Woodcroft<br>Mike Ricci (development coach)<br>Corey Schwab (goaltending coach)      |
| 1996-97 | Wayne Cashman<br>Roy Sommer  |         |   |
| 1997-98 | Roy Sommer<br>Paul Baxter  |         |   |



# TEAM RECORD BY SEASON

| HOME SEASON    | GP          | W          | L          | T          | OTL       | PTS         | PTS PCT     |                     |
|----------------|-------------|------------|------------|------------|-----------|-------------|-------------|---------------------|
| 2008-09        | 41          | 32         | 5          | -          | 4         | 68          | .829        |                     |
| 2007-08        | 41          | 22         | 13         | -          | 6         | 50          | .610        |                     |
| 2006-07        | 41          | 25         | 12         | -          | 4         | 54          | .659        |                     |
| 2005-06        | 41          | 25         | 9          | -          | 7         | 57          | .695        |                     |
| 2003-04        | 41          | 24         | 8          | 7          | 2         | 57          | .695        |                     |
| 2002-03        | 41          | 17         | 16         | 5          | 3         | 42          | .512        |                     |
| 2001-02        | 41          | 25         | 11         | 3          | 2         | 55          | .671        |                     |
| 2000-01        | 41          | 22         | 14         | 4          | 1         | 49          | .598        |                     |
| 1999-00        | 41          | 21         | 17         | 3          | 3         | 48          | .585        |                     |
| 1998-99        | *41         | 17         | 15         | 9          | —         | 43          | .524        |                     |
| 1997-98        | 41          | 17         | 19         | 5          | —         | 39          | .476        |                     |
| 1996-97        | 41          | 14         | 23         | 4          | —         | 32          | .390        |                     |
| 1995-96        | 41          | 12         | 26         | 3          | —         | 27          | .329        |                     |
| 1994-95        | 24          | 10         | 13         | 1          | —         | 21          | .438        |                     |
| 1993-94        | *42         | 19         | 13         | 10         | —         | 48          | .571        |                     |
| 1992-93        | *42         | 8          | 33         | 1          | —         | 17          | .202        |                     |
| 1991-92        | 40          | 14         | 23         | 3          | —         | 31          | .388        |                     |
| <b>TOTALS</b>  | <b>681</b>  | <b>324</b> | <b>270</b> | <b>58</b>  | <b>32</b> | <b>738</b>  | <b>.542</b> |                     |
| ROAD SEASON    | GP          | W          | L          | T          | OTL       | PTS         | PTS PCT     |                     |
| 2008-09        | 41          | 21         | 13         | -          | 7         | 49          | .598        |                     |
| 2007-08        | 41          | 27         | 10         | -          | 4         | 58          | .707        |                     |
| 2006-07        | 41          | 26         | 14         | -          | 1         | 53          | .646        |                     |
| 2005-06        | 41          | 19         | 18         | -          | 4         | 42          | .512        |                     |
| 2003-04        | 41          | 19         | 13         | 5          | 4         | 47          | .573        |                     |
| 2002-03        | 41          | 11         | 21         | 4          | 5         | 31          | .378        |                     |
| 2001-02        | 41          | 19         | 16         | 5          | 1         | 44          | .537        |                     |
| 2000-01        | 41          | 18         | 13         | 8          | 2         | 46          | .561        |                     |
| 1999-00        | 41          | 14         | 16         | 7          | 4         | 39          | .476        |                     |
| 1998-99        | **41        | 14         | 18         | 9          | —         | 37          | .451        |                     |
| 1997-98        | 41          | 17         | 19         | 5          | —         | 39          | .476        |                     |
| 1996-97        | 41          | 13         | 24         | 4          | —         | 30          | .366        |                     |
| 1995-96        | 41          | 8          | 29         | 4          | —         | 20          | .244        |                     |
| 1994-95        | 24          | 9          | 12         | 3          | —         | 21          | .438        |                     |
| 1993-94        | **42        | 14         | 22         | 6          | —         | 34          | .405        |                     |
| 1992-93        | **42        | 3          | 28         | 1          | —         | 7           | .083        |                     |
| 1991-92        | 40          | 3          | 35         | 2          | —         | 8           | .100        |                     |
| <b>TOTALS</b>  | <b>681</b>  | <b>255</b> | <b>321</b> | <b>63</b>  | <b>32</b> | <b>605</b>  | <b>.444</b> |                     |
| OVERALL SEASON | GP          | W          | L          | T          | OTL       | PTS         | PTS PCT     | FINISH              |
| 2008-09&       | 82          | 53         | 18         | -          | 11        | 117         | .713        | 1st Div/1st Conf.   |
| 2007-08        | 82          | 49         | 23         | -          | 10        | 108         | .659        | 1st Div/2nd Conf.   |
| 2006-07        | 82          | 51         | 26         | -          | 5         | 107         | .652        | 2nd Div/5th Conf.   |
| 2005-06        | 82          | 44         | 27         | -          | 11        | 99          | .604        | 2nd Div/5th Conf.   |
| 2003-04        | 82          | 43         | 21         | 12         | 6         | 104         | .634        | 1st Div./2nd Conf.  |
| 2002-03        | 82          | 28         | 37         | 9          | 8         | 73          | .445        | 5th Div./14th Conf. |
| 2001-02        | 82          | 44         | 27         | 8          | 3         | 99          | .604        | 1st Div./3rd Conf.  |
| 2000-01        | 82          | 40         | 27         | 12         | 3         | 95          | .579        | 2nd Div./5th Conf.  |
| 1999-00        | 82          | 35         | 33         | 10         | 7         | 87          | .530        | 4th Div./8th Conf.  |
| 1998-99        | 82          | 31         | 33         | 18         | —         | 80          | .488        | 4th Div./7th Conf.  |
| 1997-98        | 82          | 34         | 38         | 10         | —         | 78          | .476        | 4th Div./8th Conf.  |
| 1996-97        | 82          | 27         | 47         | 8          | —         | 62          | .378        | 7th Div./13th Conf. |
| 1995-96        | 82          | 20         | 55         | 7          | —         | 47          | .287        | 7th Div./13th Conf. |
| 1994-95        | 48          | 19         | 25         | 4          | —         | 42          | .438        | 3rd Div./7th Conf.  |
| 1993-94        | 84          | 33         | 35         | 16         | —         | 82          | .488        | 3rd Div./8th Conf.  |
| 1992-93        | 84          | 11         | 61         | 2          | —         | 24          | .143        | 6th Division        |
| 1991-92        | 80          | 17         | 58         | 5          | —         | 39          | .244        | 6th Division        |
| <b>TOTALS</b>  | <b>1362</b> | <b>579</b> | <b>591</b> | <b>121</b> | <b>64</b> | <b>1343</b> | <b>.493</b> |                     |

### & — Won Presidents' Trophy

\* — Includes one game at neutral site designated as home game.

\*\* — Includes one game at neutral site designated as road game.

## "GORDIE HOWE HAT TRICKS"

Named after the Hockey Hall of Famer, a player must score a goal, record an assist and pick up a fighting major penalty in the same game. Entering this season, there have been 10 "Gordie Howe Hat Tricks" in Sharks history:

| DATE                 | GAME                 | SCORE        | PLAYER                 | G        | A        | FM       |
|----------------------|----------------------|--------------|------------------------|----------|----------|----------|
| <b>Nov. 4, 2008</b>  | <b>vs. Minnesota</b> | <b>3-1 W</b> | <b>Ryane Clowe</b>     | <b>1</b> | <b>1</b> | <b>1</b> |
| Jan. 6, 2007         | vs. Columbus         | 5-2 W        | Christian Ehrhoff      | 1        | 1        | 1        |
| Nov. 25, 2002        | @ St. Louis          | 4-1 W        | Brad Stuart            | 1        | 1        | 2        |
| Jan. 5, 2002         | vs. Florida          | 6-0 W        | Matt Bradley           | 1        | 1        | 1        |
| <b>Dec. 10, 1999</b> | <b>vs. Atlanta</b>   | <b>4-1 W</b> | <b>Patrick Marleau</b> | <b>1</b> | <b>1</b> | <b>1</b> |
| Jan. 7, 1999         | @ Nashville          | 4-3 W        | Ronnie Stern           | 1        | 1        | 1        |
| March 10, 1996       | vs. Buffalo          | 6-4 W        | Owen Nolan             | 1        | 1        | 1        |
| Jan. 13, 1996        | @ Pittsburgh         | 10-8 W       | Jim Kyte               | 1        | 1        | 1        |
| Dec. 2, 1995         | vs. Washington       | 5-3 W        | Owen Nolan             | 1        | 2        | 1        |
| Jan. 25, 1992        | vs. Edmonton         | 5-2 W        | Link Gaetz             | 1        | 1        | 1        |

Bold denotes on current Sharks roster.



# SHARKS IN THE NHL ALL-STAR GAME



| SEASON  | HOST   | SKATERS                 | G | A | PTS | NOTES   |
|---------|--|-------------------------|---|---|-----|---|
| 2008-09 | Montreal   | Joe Thornton            | 0 | 3 | 3   | 6th consecutive appearance  |
|         |  | Dan Boyle               | 1 | 1 | 2   | 1st career appearance   |
|         |  | Patrick Marleau         | 1 | 2 | 3   | 3rd career appearance   |
| 2007-08 | Atlanta  | Joe Thornton            | 0 | 1 | 1   | 5th consecutive appearance  |
| 2006-07 | Dallas   | Joe Thornton            | 0 | 0 | 0   | Voted to starting lineup  |
|         |  | Jonathan Cheechoo       | 0 | 1 | 1   | Voted to starting lineup  |
|         |  | Patrick Marleau         | 1 | 0 | 1   | 2nd Fastest Skater during NHL Skills Competition                                |
| 2005-06 | NO ALL-STAR GAME DUE TO PARTICIPATION IN THE WINTER OLYMPICS |                         |   |   |     |   |
| 2004-05 | NO ALL-STAR GAME   |                         |   |   |     |   |
| 2003-04 | Minnesota  | Patrick Marleau         | 0 | 0 | 0   | 1st career appearance   |
| 2002-03 | Florida  | Teemu Selanne           | 0 | 0 | 0   | Voted to starting lineup  |
| 2001-02 | Los Angeles  | Teemu Selanne           | 2 | 0 | 2   | One of 2 players to score 2 goals in the 2002 contest. Voted to starting lineup |
|         |  | Owen Nolan              | 0 | 0 | 0   | Plus-3, 5 shots. Voted to starting lineup                                       |
|         |  | Vincent Damphousse      | 1 | 2 | 3   | Scored opening goal, plus-3. Voted to starting line-up                          |
| 2000-01 | Colorado***  | Marcus Ragnarsson       | 0 | 0 | 0   | Led World Team in ice time (21:04)  |
| 1999-00 | Toronto  | Owen Nolan              | 0 | 0 | 0   | 4th career All-Star Appearance  |
| 1998-99 | Tampa Bay  | Marco Sturm             | 1 | 0 | 1   | Scored World Team's first goal  |
| 1997-98 | Vancouver  | None Selected           | — | — | —   |   |
| 1996-97 | San Jose**   | Owen Nolan              | 3 | 0 | 3   | Hat trick; led West in goals  |
|         |  | Tony Granato            | 0 | 0 | 0   | Named as a starter  |
| 1995-96 | Boston   | Owen Nolan              | 0 | 0 | 0   | 2nd career appearance   |
| 1994-95 | —  | No All-Star Game Played |   |   |     | —   |
| 1993-94 | N.Y. Rangers   | Sandis Ozolinsh         | 2 | 1 | 3   | Led Western Conf. in scoring  |
| 1992-93 | Montreal*  | Kelly Kisio             | 1 | 1 | 2   | 1st career appearance   |
| 1991-92 | Philadelphia   | Doug Wilson             | 0 | 0 | 0   | 7th appearance, 6 with Chicago  |

| SEASON  | SITE         | GOALTENDERS    | MIN | GA | SVS | NOTES   |
|---------|--------------|----------------|-----|----|-----|---|
| 2007-08 | Atlanta      | Evgeni Nabokov | 20  | 0  | 8   | First goalie to stop all shots in a period since Nikolai Khabibulin in 2002 |
| 2000-01 | Colorado     | Evgeni Nabokov | 20  | 5  | 11  | Finished 2nd in NHL Skills Competition                                      |
| 1993-94 | N.Y. Rangers | Arturs Irbe    | 20  | 2  | 16  | Stopped 16 of 18 shots  |

| SEASON  | SITE     | COACH         | RESULT        | NOTES                       |
|---------|----------|---------------|---------------|-----------------------------|
| 2008-09 | Montreal | Todd McLellan | 12-11 SO loss | 2nd first-year coach in ASG |

\* Pat Falloon was selected to play in 1992-93, but was unable to participate due to injury.

\*\* Tony Granato was the Commissioner's Special Selection from the Western Conference and named starter for Joe Sakic (COL, injured).

\*\*\* Vincent Damphousse was selected to play in 2000-01, but was unable to participate due to injury.

## SHARKS IN THE OLYMPICS

| SEASON | HOST           | SKATER             | GP | G | A | PTS | COUNTRY |
|--------|----------------|--------------------|----|---|---|-----|---------|
| 2006   | Torino, Italy  | Joe Thornton       | 6  | 1 | 2 | 3   | Canada  |
|        |                | Christian Ehrhoff  | 5  | 1 | 1 | 2   | Germany |
|        |                | Marcel Goc         | 5  | 1 | 0 | 1   | Germany |
|        |                | Ville Nieminen     | 8  | 0 | 1 | 1   | Finland |
|        |                | Teemu Selanne      | 4  | 3 | 0 | 3   | Finland |
| 2002   | Salt Lake City | Marcus Ragnarsson  | 4  | 0 | 2 | 2   | Sweden  |
|        |                | Niklas Sundstrum   | 4  | 1 | 3 | 4   | Sweden  |
|        |                | Owen Nolan         | 6  | 0 | 3 | 3   | Canada  |
|        |                | Marco Sturm        | 5  | 0 | 1 | 1   | Germany |
|        |                | *Christian Ehrhoff | 7  | 0 | 0 | 0   | Germany |
|        |                | Gary Suter         | 6  | 0 | 1 | 1   | USA     |

| SEASON | HOST          | GOALTENDER      | GP | SV%  | GAA  | SO | COUNTRY |
|--------|---------------|-----------------|----|------|------|----|---------|
| 2006   | Torino, Italy | Evgeni Nabokov  | 6  | .940 | 1.34 | 3  | Russia  |
|        |               | **Thomas Greiss | 1  | .875 | 5.00 | 0  | Germany |

\* — Christian Ehrhoff was a prospect playing in Germany at the time of the Olympics

\*\* — Thomas Greiss was a prospect playing in Germany at the time of the Olympics



## NHL AWARD WINNERS

### HART MEMORIAL TROPHY

|         |              |  |
|---------|--------------|--|
| 2005-06 | Joe Thornton | Led the League with 125 points (29-96=125) in 81 games played. He edged out New York Rangers forward Jaromir Jagr and Calgary goaltender Miikka Kiprusoff. |
|---------|--------------|--|

### ART ROSS TROPHY

|         |              |  |
|---------|--------------|--|
| 2005-06 | Joe Thornton | Led the League with 125 points (29-96=125) in 81 games played. |
|---------|--------------|--|

### MAURICE "ROCKET" RICHARD TROPHY

|         |                   |  |
|---------|-------------------|--|
| 2005-06 | Jonathan Cheechoo | Led NHL and set a career high with 56 goals. He also led the NHL in divisional goals, game-winning goals and home goals. |
|---------|-------------------|--|

### CALDER MEMORIAL TROPHY

|         |                |  |
|---------|----------------|--|
| 2000-01 | Evgeni Nabokov | Led rookie goaltenders in games played (66), minutes (3,700), wins (32), shots against (1,582) and shutouts (6). Also third in GAA (2.19) and save percentage (.915). Named NHL Player of the Week Jan. 22-28 and NHL Rookie of the Month for November and December 2000. First NHL goaltender to post 20 wins that season. Finished fourth in Vezina Trophy voting. |
|---------|----------------|--|

### FIRST TEAM NHL ALL-STAR

|         |                |  |
|---------|----------------|--|
| 2005-06 | Joe Thornton   | Led the League with 125 points (29-96=125).            |
| 2007-08 | Evgeni Nabokov | Led NHL in wins (46) and tied for third in GAA (2.14). |

### SECOND TEAM NHL ALL-STAR

|         |                |  |
|---------|----------------|--|
| 2007-08 | Joe Thornton   | Led NHL in assists (67) for third straight season. |
| 2007-08 | Brian Campbell | Among NHL top-five defensemen in points (62).      |
| 2008-09 | Dan Boyle      | Sixth amongst NHL defensemen in points (57).       |

### BILL MASTERTON MEMORIAL TROPHY

|         |              |  |
|---------|--------------|--|
| 1996-97 | Tony Granato | 76 GP, 25-15=40 pts., two hat tricks, started in All-Star Game, returned from February 1996 brain surgery. |
|---------|--------------|--|

## NHL AWARD FINALISTS

### LESTER B. PEARSON AWARD

|         |              |                           |
|---------|--------------|---------------------------|
| 2005-06 | Joe Thornton | Finished second in voting |
|---------|--------------|---------------------------|

### LADY BYNG MEMORIAL TROPHY

|         |                 |                          |
|---------|-----------------|--------------------------|
| 2005-06 | Patrick Marleau | Finished third in voting |
|---------|-----------------|--------------------------|

### JACK ADAMS AWARD

|         |                   |                           |
|---------|-------------------|---------------------------|
| 2008-09 | Todd McLellan     | Finished third in voting  |
| 2003-04 | Ron Wilson        | Finished second in voting |
| 1993-94 | Kevin Constantine | Finished second in voting |

### CALDER MEMORIAL TROPHY

|         |             |                           |
|---------|-------------|---------------------------|
| 1999-00 | Brad Stuart | Finished second in voting |
|---------|-------------|---------------------------|

### FRANK J. SELKE TROPHY

|         |               |                          |
|---------|---------------|--------------------------|
| 2003-04 | Alyn McCauley | Finished third in voting |
| 1999-00 | Mike Ricci    | Finished third in voting |



**VEZINA TROPHY**

2007-08 Evgeni Nabokov Finished second in voting

**NHL ALL-ROOKIE TEAM**

2006-07 Matt Carle Led all rookie defensemen and finished sixth among all NHL rookies in points (42) and set several franchise rookie highs — including goals and points by a defenseman and power play goals.

Marc-Edouard Vlasic He and teammate Matt Carle became the second set of defensive teammates to be named to the NHL All-Rookie Team in the same season joining Detroit's Niklas Lidstrom and Vladimir Konstantinov (1991-92). Youngest defenseman in the League in 2006-07. His 23 assists were tied for seventh among all NHL rookies and also placed him sixth on the Sharks all-time single season list for rookies.

2000-01 Evgeni Nabokov First among rookie goaltenders in games played (66), minutes (3,700), wins (32), shots against (1,582), shutouts (six), third in GAA (2.19) and save percentage (.915). Named NHL Player of the Week Jan. 22-28, NHL Rookie of the Month for November and December 2000. First NHL goaltender to post 20 wins in 2000-01 season. Overall, 11th in wins, sixth in GAA, T-10th in save pct., seventh in games played and eighth in minutes. Named to NHL's World All-Star Team. Finished fourth in Vezina Trophy voting.

1999-00 Brad Stuart 82 GP, 36 points (10 goals, 26 assists), first in scoring defensemen on team, seventh overall among rookie scorers, first among rookie defensemen.

1994-95 Jeff Friesen 48 GP, 25 points (15 goals, 10 assists), team-high five PPG.

**NHL PLAYER OF THE MONTH**

Dec. 2007 Evgeni Nabokov 10-4-1, 1.96 GAA, .925 sv. pct., 2 SO (NHL Third Star of the Month)

March 2007 Joe Thornton Named NHL's Second Star of the Month leading all players in points (24, five goals and 19 assists) in 14 games.

Feb. 2004 Evgeni Nabokov 8-2-0, 1.75 GAA, .934 save pct., 3 shutouts (named DEFENSIVE PLAYER OF THE MONTH)

Feb. 2002 Evgeni Nabokov 6-0-0, 1.17 GAA, .952 save pct., 2 shutouts — first Shark to win the honor.

**NHL ROOKIE OF THE MONTH**

Jan. 2007 Ryane Clowe 11 GP, 9-7=16 pts.

Dec. 2000 Evgeni Nabokov 7-2-2, 2.11 GAA, .924 save pct., 2 shutouts

Nov. 2000 Evgeni Nabokov 8-2-1, 1.96 GAA, .925 save pct., 1 shutout

Nov. 1997 Marco Sturm 15 GP, 3-7=10 pts.

Dec. 1992 Rob Gaudreau 14 GP, 14-5=19 pts. (also recorded first two Sharks hat tricks on Dec. 3 and 12)

**NHL PLAYER OF THE WEEK**

March 24-30, 2008 Joe Thornton 4 GP, 7-1=8 (First Star)

March 3-9, 2008 Joe Thornton 4 GP, 2-5=7 (Third Star)

Dec. 24-30, 2007 Evgeni Nabokov 3-0-0, 1.34 GAA, .949 sv. pct., 1 SO (Third Star)

Nov. 12-18, 2007 Evgeni Nabokov 3-0-1, .96 GAA, .959 sv. pct., 2 SO (Second Star)

March 19-25, 2007 Jonathan Cheechoo 3 GP, 6-2=8 (Second Star)

March 12-18, 2007 Joe Thornton 4 GP, 4-6=10 (First Star)

March 5-11, 2007 Evgeni Nabokov 2-0-1, .66 GAA, .976 sv. pct. (Third Star)

Jan. 1-7, 2007 Joe Thornton 2 GP, 0-7=7 (Third Star)

April 10-16, 2006 Joe Thornton 4 GP, 1-11=12, plus-7 plus/minus rating for the week

Jonathan Cheechoo 4 GP, 7-4=11, plus-5 plus/minus rating for the week

April 3-9, 2006 Vesa Toskala 4-0-0, .98 GAA, .950 save pct., 1 SO (named DEFENSIVE PLAYER OF THE WEEK)



## NHL AWARD FINALISTS/HONORS

|                       |                         |  |
|-----------------------|-------------------------|--|
| March 20-26, 2006     | Vesa Toskala            | 3-0-0, 1.66 GAA, .946 save pct, 1 SO (named DEFENSIVE PLAYER OF THE WEEK)              |
| Feb. 6-12, 2006       | Patrick Marleau         | 4 GP, 4-6=10, plus-1 plus/minus rating for week  |
| Dec. 5-11, 2005       | Joe Thornton            | 3 GP, 2-6=8, plus-2 plus/minus rating for week   |
| Nov. 28-Dec. 4, 2005  | Patrick Marleau         | 3 GP, 1-5=6, plus-3 plus/minus rating for week   |
| March 22-28, 2004     | Evgeni Nabokov          | 3-0-0, 1.64 GAA, .944 save pct., 2 SO (named DEFENSIVE PLAYER OF THE WEEK)             |
| Feb. 4-10, 2002       | Evgeni Nabokov          | 3-0-0, 0.67 GAA, .968 save pct., 2 SO  |
| Jan. 22-28, 2001      | Evgeni Nabokov          | 2-0-1, 1.30 GAA, .947 save pct.  |
| Dec. 6-12, 2000       | Owen Nolan              | 3 GP, 4-2=6, plus-5  |
| Oct. 11-17, 1999      | Steve Shields           | 3-0-0, 0.83 GAA, .979 sv pct., 1 SO, set Sharks consecutive scoreless streak at 141:46 |
| March 8-14, 1999      | Steve Shields           | 3-0-0, 1.33 GAA, .948 save pct., 1 SO  |
| Feb. 8-14, 1999       | Mike Vernon             | 3-0-0, 1.00 GAA, .961 save pct.  |
| Dec. 15-21, 1997      | Mike Vernon             | 2-0-1, 0.97 GAA, .958 save pct., 1 SO  |
| Nov. 22-28, 1993      | Arturs Irbe             |  |
|                       | (co-Player of the Week) | 3-0-0 2.33 GAA, 2nd career shutout   |
| Feb. 28-March 6, 1994 | Sergei Makarov          | 3 GP, 4-3=7, plus-6 plus/minus rating for week   |

### BILL MASTERTON MEMORIAL TROPHY NOMINEES

The Bay Area chapter of the Professional Hockey Writers Association votes for the San Jose Sharks nominee for the Bill Masterton Memorial Trophy. Each NHL team selects a nominee for the award, which is presented to the player who best exemplifies the qualities of perseverance, sportsmanship and dedication to hockey.

|         |                    |         |                 |
|---------|--------------------|---------|-----------------|
| 2008-09 | Claude Lemieux     | 1998-99 | Bryan Marchment |
| 2007-08 | Jeremy Roenick     | 1997-98 | Kelly Hrudey    |
| 2006-07 | Curtis Brown       | 1996-97 | Tony Granato*   |
| 2005-06 | Scott Thornton     | 1995-96 | Jeff Odgers     |
| 2003-04 | Vincent Damphousse | 1994-95 | Igor Larionov   |
| 2002-03 | Teemu Selanne      | 1993-94 | Sergei Makarov  |
| 2001-02 | Vincent Damphousse | 1992-93 | Kelly Kisio     |
| 2000-01 | Gary Suter         | 1991-92 | Doug Wilson     |
| 1999-00 | Gary Suter         |         | * — Won Trophy  |

### KING CLANCY MEMORIAL TROPHY NOMINEES

The King Clancy Memorial Trophy is presented to "the player who best exemplifies leadership qualities on and off the ice and has made a noteworthy contribution in his community." Team members nominate a player to represent each NHL club in league-wide voting.

|         |                 |
|---------|-----------------|
| 2008-09 | Patrick Marleau |
| 2007-08 | Curtis Brown    |
| 2006-07 | Patrick Marleau |
| 2005-06 | Scott Thornton  |
| 2003-04 | Mike Ricci      |
| 2002-03 | Adam Graves     |
| 2001-02 | Adam Graves     |
| 2000-01 | Tony Granato    |
| 1999-00 | Tony Granato    |
| 1998-99 | Ron Sutter      |
| 1997-98 | Jeff Friesen    |
| 1996-97 | Tony Granato    |
| 1995-96 | Jeff Odgers     |
| 1994-95 | Jeff Odgers     |
| 1993-94 | Arturs Irbe     |
| 1992-93 | Doug Wilson     |
| 1991-92 | Doug Wilson     |



Gary Suter



“SHARKS PLAYER OF THE YEAR” AWARD

This annual award was established in the franchise’s inaugural season and is voted upon by Bay Area media to recognize the Sharks player making the greatest overall contribution to the success of the San Jose Sharks.

|         |                 |         |                               |         |              |
|---------|-----------------|---------|-------------------------------|---------|--------------|
| 2008-09 | Patrick Marleau | 2001-02 | Mike Ricci                    | 1996-97 | Jeff Friesen |
| 2007-08 | Evgeni Nabokov  | 2000-01 | Evgeni Nabokov                | 1995-96 | Jamie Baker  |
| 2006-07 | Joe Thornton    | 1999-00 | Owen Nolan                    | 1994-95 | Ulf Dahlen   |
| 2005-06 | Joe Thornton    | 1998-99 | Mike Vernon/<br>Steve Shields | 1993-94 | Arturs Irbe  |
| 2003-04 | Patrick Marleau |         | Mike Vernon                   | 1992-93 | Kelly Kisio  |
| 2002-03 | Teemu Selanne   | 1997-98 |                               | 1991-92 | Jeff Hackett |

“SHARKS PLAYER OF THE MONTH” AWARD

This monthly award was established in the 1997-98 season and is voted upon by Bay Area media to recognize the Sharks player making the greatest overall contribution to the success of the San Jose Sharks.

**1997-98**

|               |                 |
|---------------|-----------------|
| October 1997  | Bill Houlder    |
| November 1997 | Marco Sturm     |
| December 1997 | Mike Vernon     |
| January 1998  | Mike Rathje     |
| February 1998 | None — Olympics |
| March 1998    | Jeff Friesen    |

**1998-99**

|               |               |
|---------------|---------------|
| October 1998  | Marco Sturm   |
| November 1998 | Jeff Friesen  |
| December 1998 | Mike Ricci    |
| January 1999  | Owen Nolan    |
| February 1999 | Mike Vernon   |
| March 1999    | Steve Shields |

**1999-00**

|               |                              |
|---------------|------------------------------|
| October 1999  | Owen Nolan/<br>Steve Shields |
| November 1999 | Vincent Damphousse           |
| December 1999 | Owen Nolan                   |
| January 2000  | Mike Ricci                   |
| February 2000 | Brad Stuart                  |
| March 2000    | Vincent Damphousse           |

**2000-01**

|               |                    |
|---------------|--------------------|
| October 2000  | Evgeni Nabokov     |
| November 2000 | Vincent Damphousse |
| December 2000 | Evgeni Nabokov     |
| January 2001  | Owen Nolan         |
| February 2001 | Niklas Sundstrom   |
| March 2001    | Mike Ricci         |

**2001-02**

|               |                    |
|---------------|--------------------|
| October 2001  | Vincent Damphousse |
| November 2001 | Evgeni Nabokov     |
| December 2001 | Mike Ricci         |
| January 2002  | Brad Stuart        |
| February 2002 | Evgeni Nabokov     |
| March 2002    | Scott Thornton     |

**2002-03**

|               |                    |
|---------------|--------------------|
| October 2002  | Vincent Damphousse |
| November 2002 | Patrick Marleau    |
| December 2002 | Teemu Selanne      |
| January 2003  | Owen Nolan         |
| February 2003 | Scott Hannan       |

**2003-04**

|               |                                    |
|---------------|------------------------------------|
| October 2003  | Scott Hannan                       |
| November 2003 | Vesa Toskala                       |
| December 2003 | Patrick Marleau,<br>Evgeni Nabokov |
| January 2004  | Mike Rathje                        |
| February 2004 | Marco Sturm                        |
| March 2004    | Jonathan Cheechoo                  |

**2005-06**

|               |                   |
|---------------|-------------------|
| October 2005  | Kyle McLaren      |
| November 2005 | Patrick Marleau   |
| December 2005 | Joe Thornton      |
| January 2006  | Jonathan Cheechoo |
| February 2006 | Vesa Toskala      |
| March 2006    | Vesa Toskala      |
| April 2006    | Joe Thornton      |

**2006-07**

|               |                                |
|---------------|--------------------------------|
| October 2006  | Milan Michalek                 |
| November 2006 | Evgeni Nabokov                 |
| December 2006 | Vesa Toskala                   |
| January 2007  | Joe Thornton                   |
| February 2007 | Patrick Marleau                |
| March 2007    | Joe Thornton<br>Evgeni Nabokov |

**2007-08**

|               |                        |
|---------------|------------------------|
| October 2007  | Evgeni Nabokov         |
| November 2007 | Joe Thornton           |
| December 2007 | Evgeni Nabokov         |
| January 2008  | Craig Rivet            |
| February 2008 | Jonathan Cheechoo      |
| March 2008    | The Entire Sharks Team |

**2008-09**

|               |                 |
|---------------|-----------------|
| October 2008  | Patrick Marleau |
| November 2008 | Rob Blake       |
| December 2008 | Joe Thornton    |
| January 2009  | Milan Michalek  |
| February 2009 | Joe Pavelski    |
| March 2009    | Evgeni Nabokov  |



## TEAM HONORS

### PLAYSTATION "SHARKS ROOKIE OF THE YEAR" AWARD

This annual award was introduced in 1994-95 and is voted upon by Bay Area media to recognize the Sharks player adjudged to be the best in his first season of NHL competition. Sony Computer Entertainment presented a check for \$2,500 to the Sharks Foundation as recognition of the winner's accomplishment.

|         |                     |         |   |
|---------|---------------------|---------|---|
| 2008-09 | Tomas Plihal        | 1999-00 | Brad Stuart                                       |
| 2007-08 | Torrey Mitchell     | 1998-99 | Alexander Korolyuk                                |
| 2006-07 | Marc-Edouard Vlasic | 1997-98 | Patrick Marleau,<br>Marco Sturm,<br>Andrei Zyuzin |
| 2005-06 | Milan Michalek      |         | Stephen Guolla                                    |
| 2003-04 | Tom Preissing       | 1996-97 | Marcus Ragnarsson                                 |
| 2002-03 | Jim Fahey           | 1995-96 | Jeff Friesen                                      |
| 2001-02 | Matt Bradley        | 1994-95 |   |
| 2000-01 | Evgeni Nabokov      |         |   |

### PLAYSTATION "THREE STARS OF THE GAME" AWARD

Introduced in 2003-04, this award recognizes the Sharks players who received the most credit for being selected as one of the three stars of the game. Each No. 1 star selection earned five points, No. 2 stars received three points and No. 3 stars got one point. The three stars are listed on the official NHL game sheet distributed by the game's official scorekeepers. The three stars are chosen by members of the media based on the player's performance each game. Sony Computer Entertainment presented a check for \$2,500 to the Sharks Foundation as recognition of the winner's accomplishment.

|         |                   |
|---------|-------------------|
| 2008-09 | Patrick Marleau   |
| 2007-08 | Joe Thornton      |
| 2006-07 | Joe Thornton      |
| 2005-06 | Jonathan Cheechoo |
| 2003-04 | Patrick Marleau   |

### SHARKS IRONMAN AWARD

The Sharks Ironman Award, established in the 1998-99 season, was awarded to the player(s) whose grit, determination and perseverance allowed them to lead the club in games played during the regular season at the time the award was presented.

|         |   |
|---------|---|
| 2001-02 | Vincent Damphousse, Teemu Selanne, Brad Stuart, Gary Suter (82)                         |
| 2000-01 | Niklas Sundstrom (82), Marco Sturm (81)   |
| 1999-00 | Vincent Damphousse, Jeff Friesen, Mike Ricci, Brad Stuart (82),<br>Patrick Marleau (81) |
| 1998-99 | Mike Ricci, Mike Rathje (82)  |



Jeff Friesen won the first PlayStation "Sharks Rookie of the Year" Award in 1994-95.

# OPPONENT LEADERS VS. SAN JOSE



## MOST REGULAR SEASON GAMES PLAYED

|                   | GP |
|-------------------|----|
| Modano, Mike      | 77 |
| Sydor, Darryl     | 76 |
| Doan, Shane       | 72 |
| Marchant, Todd    | 70 |
| Blake, Rob        | 69 |
| Selanne, Teemu    | 69 |
| Zubov, Sergei     | 68 |
| Norstrom, Mattias | 66 |
| Tkachuk, Keith    | 64 |
| Weight, Doug      | 64 |
| Lidstrom, Nicklas | 63 |
| Robitaille, Luc   | 62 |
| Carney, Keith     | 61 |
| Lehtinen, Jere    | 61 |
| Ronning, Cliff    | 61 |
| Buchberger, Kelly | 60 |
| Numminen, Teppo   | 60 |
| Laperriere, Ian   | 59 |
| Linden, Trevor    | 59 |
| Boucher, Philippe | 58 |
| O'Donnell, Sean   | 57 |
| Pronger, Chris    | 57 |
| Kariya, Paul      | 56 |
| Richardson, Luke  | 56 |
| 3 tied            | 55 |

## MOST REGULAR SEASON GOALS

|                   | GP | G  |
|-------------------|----|----|
| Selanne, Teemu    | 69 | 45 |
| Shanahan, Brendan | 53 | 34 |
| Tkachuk, Keith    | 64 | 33 |
| Fleury, Theo      | 54 | 30 |
| Nieuwendyk, Joe   | 53 | 29 |
| Sakic, Joe        | 52 | 28 |
| Young, Scott      | 49 | 26 |
| Arnott, Jason     | 50 | 26 |
| Robitaille, Luc   | 62 | 26 |
| Bure, Pavel       | 39 | 24 |
| Kariya, Paul      | 56 | 24 |
| Fedorov, Sergei   | 55 | 23 |
| Ronning, Cliff    | 61 | 23 |
| Modano, Mike      | 77 | 23 |
| Hull, Brett       | 51 | 22 |
| Turgeon, Pierre   | 42 | 21 |
| Sandstrom, Tomas  | 32 | 20 |
| Iginla, Jarome    | 49 | 19 |
| Roenick, Jeremy   | 55 | 19 |
| Guerin, Bill      | 41 | 18 |
| Gelinas, Martin   | 53 | 18 |
| Lehtinen, Jere    | 61 | 18 |
| 6 tied            |    | 17 |

## MOST REGULAR SEASON ASSISTS

|                   | GP | A  |
|-------------------|----|----|
| Sakic, Joe        | 52 | 47 |
| Modano, Mike      | 77 | 47 |
| Lidstrom, Nicklas | 63 | 44 |
| MacInnis, Al      | 53 | 43 |
| Selanne, Teemu    | 69 | 43 |
| Weight, Doug      | 64 | 42 |
| Gretzky, Wayne    | 32 | 39 |
| Ronning, Cliff    | 61 | 37 |
| Kariya, Paul      | 56 | 36 |



Luc Robitaille

|                    |    |    |
|--------------------|----|----|
| Shanahan, Brendan  | 53 | 33 |
| Lemieux, Mario     | 14 | 32 |
| Oates, Adam        | 27 | 31 |
| Fleury, Theo       | 54 | 31 |
| Fedorov, Sergei    | 55 | 31 |
| Robitaille, Luc    | 62 | 31 |
| Tkachuk, Keith     | 64 | 31 |
| Hull, Brett        | 51 | 30 |
| Zubov, Sergei      | 68 | 30 |
| Coffey, Paul       | 25 | 29 |
| Housley, Phil      | 45 | 29 |
| Pronger, Chris     | 57 | 29 |
| Numminen, Teppo    | 60 | 29 |
| Yzerman, Steve     | 45 | 28 |
| Niedermayer, Scott | 46 | 28 |
| 3 tied             |    | 27 |

## MOST REGULAR SEASON POINTS

|                   | GP | G  | A  | PTS |
|-------------------|----|----|----|-----|
| Selanne, Teemu    | 69 | 45 | 43 | 88  |
| Sakic, Joe        | 52 | 28 | 47 | 75  |
| Modano, Mike      | 77 | 23 | 47 | 70  |
| Shanahan, Brendan | 53 | 34 | 33 | 67  |
| Tkachuk, Keith    | 64 | 33 | 31 | 64  |
| Fleury, Theo      | 54 | 30 | 31 | 61  |
| Kariya, Paul      | 56 | 24 | 36 | 60  |
| Ronning, Cliff    | 61 | 23 | 37 | 60  |
| Robitaille, Luc   | 62 | 26 | 31 | 57  |
| MacInnis, Al      | 53 | 12 | 43 | 55  |
| Lidstrom, Nicklas | 63 | 11 | 44 | 55  |
| Fedorov, Sergei   | 55 | 23 | 31 | 54  |
| Weight, Doug      | 64 | 11 | 42 | 53  |
| Hull, Brett       | 51 | 22 | 30 | 52  |
| Gretzky, Wayne    | 32 | 12 | 39 | 51  |
| Arnott, Jason     | 50 | 26 | 24 | 50  |
| Lemieux, Mario    | 14 | 17 | 32 | 49  |
| Turgeon, Pierre   | 42 | 21 | 25 | 46  |
| Nieuwendyk, Joe   | 53 | 29 | 16 | 45  |
| Young, Scott      | 49 | 26 | 18 | 44  |
| Roenick, Jeremy   | 55 | 19 | 25 | 44  |
| Doan, Shane       | 72 | 17 | 27 | 44  |
| Yzerman, Steve    | 45 | 15 | 28 | 43  |
| Sundin, Mats      | 34 | 16 | 26 | 42  |
| 3 tied            |    |    |    | 40  |



## OPPONENT LEADERS VS. SAN JOSE

### MOST REGULAR SEASON PIM

|                   | GP | PIM |
|-------------------|----|-----|
| Brashear, Donald  | 35 | 136 |
| Rychel, Warren    | 27 | 127 |
| Blake, Rob        | 69 | 126 |
| Domi, Tie         | 30 | 121 |
| Tkachuk, Keith    | 64 | 119 |
| Johnson, Matt     | 25 | 118 |
| Probert, Bob      | 33 | 116 |
| Odjick, Gino      | 32 | 114 |
| McCarty, Darren   | 41 | 110 |
| Manson, Dave      | 42 | 101 |
| Richardson, Luke  | 56 | 101 |
| Murzyn, Dana      | 32 | 99  |
| Shanahan, Brendan | 53 | 99  |
| Fleury, Theo      | 54 | 95  |
| Laperriere, Ian   | 59 | 95  |
| Weight, Doug      | 64 | 95  |
| DeBrusk, Louie    | 28 | 94  |
| Baumgartner, Ken  | 19 | 93  |
| Hatcher, Derian   | 48 | 92  |
| Hulse, Cale       | 36 | 91  |
| Mayers, Jamal     | 30 | 88  |
| Ewen, Todd        | 18 | 87  |
| McSorley, Marty   | 25 | 85  |
| Roberts, Gary     | 31 | 83  |
| Baron, Murray     | 46 | 83  |




Joe Sakic

## OPPONENT GOALTENDING LEADERS VS. SAN JOSE

### MOST REGULAR SEASON GAMES PLAYED

|                         | GP |
|-------------------------|----|
| Joseph, Curtis          | 47 |
| Turco, Marty            | 39 |
| Belfour, Ed             | 37 |
| Roy, Patrick            | 36 |
| Hebert, Guy             | 34 |
| Potvin, Felix           | 33 |
| Khabibulin, Nikolai     | 32 |
| Giguere, Jean-Sebastien | 31 |
| Ranford, Bill           | 29 |
| Roloson, Dwayne         | 28 |
| Osgood, Chris           | 27 |
| Burke, Sean             | 26 |
| Vernon, Mike            | 26 |
| McLean, Kirk            | 24 |
| Fuhr, Grant             | 23 |
| Vokoun, Tomas           | 23 |
| Thibault, Jocelyn       | 22 |
| Hrudey, Kelly           | 21 |
| Salo, Tommy             | 21 |
| Tugnutt, Ron            | 21 |
| Turek, Roman            | 20 |
| Legace, Manny           | 19 |
| Essensa, Bob            | 18 |
| Kiprusoff, Miikka       | 18 |
| 3 tied                  | 17 |



Guy Hebert



# OPPONENT GOALTENDING LEADERS VS. SAN JOSE



## MOST REGULAR SEASON WINS

|                         | GP | W  |
|-------------------------|----|----|
| Joseph, Curtis          | 47 | 34 |
| Roy, Patrick            | 36 | 25 |
| Turco, Marty            | 39 | 21 |
| Vernon, Mike            | 26 | 19 |
| McLean, Kirk            | 24 | 17 |
| Khabibulin, Nikolai     | 32 | 17 |
| Potvin, Felix           | 33 | 17 |
| Hebert, Guy             | 34 | 17 |
| Osgood, Chris           | 27 | 16 |
| Giguere, Jean-Sebastien | 31 | 15 |
| Vokoun, Tomas           | 23 | 14 |
| Ranford, Bill           | 29 | 14 |
| Belfour, Ed             | 37 | 14 |
| Fuhr, Grant             | 23 | 13 |
| Roloson, Dwayne         | 28 | 11 |
| Kiprusoff, Miikka       | 18 | 10 |
| Hrudey, Kelly           | 21 | 10 |
| Kidd, Trevor            | 15 | 9  |
| Brodeur, Martin         | 17 | 9  |
| Hasek, Dominik          | 17 | 9  |
| Essensa, Bob            | 18 | 9  |
| Legace, Manny           | 19 | 9  |
| Turek, Roman            | 20 | 9  |
| Thibault, Jocelyn       | 22 | 9  |
| 6 tied                  |    | 8  |

## MOST REGULAR SEASON LOSSES

|                         | GP | L  |
|-------------------------|----|----|
| Belfour, Ed             | 37 | 17 |
| Burke, Sean             | 26 | 16 |
| Giguere, Jean-Sebastien | 31 | 13 |
| Hebert, Guy             | 34 | 13 |
| Roloson, Dwayne         | 28 | 12 |
| Turco, Marty            | 39 | 12 |
| Thibault, Jocelyn       | 22 | 11 |
| Potvin, Felix           | 33 | 11 |
| Joseph, Curtis          | 47 | 11 |
| Tugnut, Ron             | 21 | 10 |
| Denis, Marc             | 14 | 9  |
| Osgood, Chris           | 27 | 9  |
| Ranford, Bill           | 29 | 9  |
| Khabibulin, Nikolai     | 32 | 9  |
| Kolzig, Olaf            | 10 | 8  |
| Lalime, Patrick         | 12 | 8  |
| Luongo, Roberto         | 15 | 8  |
| Legace, Manny           | 19 | 8  |
| Vokoun, Tomas           | 23 | 8  |
| Kiprusoff, Miikka       | 18 | 7  |
| Hrudey, Kelly           | 21 | 7  |
| Fuhr, Grant             | 23 | 7  |
| Turek, Roman            | 20 | 7  |
| 11 tied                 |    | 6  |

## MOST REGULAR SEASON TIES

|               | GP | T |
|---------------|----|---|
| Salo, Tommy   | 21 | 7 |
| Belfour, Ed   | 37 | 5 |
| Potvin, Felix | 33 | 5 |
| Essensa, Bob  | 18 | 4 |



Sean Burke

|                     |    |   |
|---------------------|----|---|
| Hrudey, Kelly       | 21 | 4 |
| Ranford, Bill       | 29 | 4 |
| Roy, Patrick        | 36 | 4 |
| Vanbiesbrouck, John | 14 | 4 |
| Brathwaite, Fred    | 11 | 3 |
| Hackett, Jeff       | 1  | 3 |
| Hasek, Dominik      | 13 | 3 |
| Hebert, Guy         | 34 | 3 |
| Rhodes, Damian      | 10 | 3 |
| Roloson, Dwayne     | 18 | 3 |
| Vernon, Mike        | 26 | 3 |
| 15 tied             |    | 2 |

## MOST REGULAR SEASON MINUTES

|                         | GP | MINS |
|-------------------------|----|------|
| Joseph, Curtis          | 47 | 2785 |
| Turco, Marty            | 39 | 2239 |
| Belfour, Ed             | 37 | 2168 |
| Roy, Patrick            | 36 | 2118 |
| Potvin, Felix           | 33 | 1931 |
| Hebert, Guy             | 34 | 1922 |
| Khabibulin, Nikolai     | 32 | 1886 |
| Giguere, Jean-Sebastien | 31 | 1803 |
| Ranford, Bill           | 29 | 1647 |
| Roloson, Dwayne         | 28 | 1572 |
| Osgood, Chris           | 27 | 1510 |
| Vernon, Mike            | 26 | 1469 |
| Burke, Sean             | 26 | 1458 |
| McLean, Kirk            | 24 | 1401 |
| Vokoun, Tomas           | 23 | 1346 |
| Salo, Tommy             | 21 | 1297 |
| Thibault, Jocelyn       | 22 | 1287 |
| Hrudey, Kelly           | 21 | 1273 |
| Fuhr, Grant             | 23 | 1202 |
| Tugnut, Ron             | 21 | 1145 |



# OPPONENT GOALTENDING LEADERS VS. SAN JOSE

(CONTINUED)

|                   |    |      |
|-------------------|----|------|
| Legace, Manny     | 19 | 1106 |
| Turek, Roman      | 20 | 1104 |
| Essensa, Bob      | 18 | 1065 |
| Kiprusoff, Miikka | 18 | 1025 |
| Brodeur, Martin   | 17 | 1021 |

## BEST REGULAR SEASON GAA (Min. 5 GP)

|                       | GP | GAA  |
|-----------------------|----|------|
| Terreri, Chris        | 9  | 1.57 |
| Roy, Patrick          | 36 | 1.59 |
| Conklin, Ty           | 7  | 1.68 |
| Storr, Jamie          | 12 | 1.79 |
| Biron, Martin         | 6  | 1.81 |
| Vanbiesbrouck, John   | 14 | 1.82 |
| Vernon, Mike          | 26 | 1.84 |
| Fernandez, Manny      | 15 | 1.93 |
| Hackett, Jeff         | 11 | 1.95 |
| Johnson, Brent        | 10 | 2.08 |
| Casey, Jon            | 6  | 2.11 |
| Brathwaite, Fred      | 11 | 2.11 |
| Wregget, Ken          | 5  | 2.14 |
| LaBarbera, Jason      | 10 | 2.16 |
| Dunham, Mike          | 9  | 2.19 |
| Joseph, Curtis        | 47 | 2.20 |
| Hiller, Jonas         | 6  | 2.21 |
| McLean, Kirk          | 24 | 2.23 |
| Salo, Tommy           | 21 | 2.27 |
| Turco, Marty          | 39 | 2.28 |
| Puppa, Daren          | 8  | 2.29 |
| Brodeur, Martin       | 17 | 2.29 |
| Hextall, Ron          | 9  | 2.32 |
| Gerber, Martin        | 8  | 2.35 |
| Aubin, Jean-Sebastien | 6  | 2.35 |

## BEST REG. SEASON SAVE PCT. (Min. 5 GP)

|                       | GP | SAVE % |
|-----------------------|----|--------|
| Terreri, Chris        | 9  | .941   |
| Conklin, Ty           | 7  | .940   |
| Weekes, Kevin         | 5  | .939   |
| Roy, Patrick          | 36 | .937   |
| Storr, Jamie          | 12 | .935   |
| Vanbiesbrouck, John   | 14 | .931   |
| Biron, Martin         | 6  | .930   |
| Hiller, Jonas         | 6  | .929   |
| Fernandez, Manny      | 15 | .929   |
| LaBarbera, Jason      | 10 | .927   |
| Brathwaite, Fred      | 11 | .927   |
| Aubin, Jean-Sebastien | 6  | .927   |
| Vernon, Mike          | 26 | .926   |
| Aebischer, David      | 7  | .922   |
| Joseph, Curtis        | 47 | .922   |
| Gerber, Martin        | 8  | .921   |
| Hextall, Ron          | 9  | .921   |
| Bryzgalov, Ilya       | 17 | .920   |
| Theodore, Jose        | 12 | .919   |
| Dunham, Mike          | 9  | .918   |
| Billington, Craig     | 10 | .918   |
| Khabibulin, Nikolai   | 32 | .918   |
| Ersberg, Erik         | 5  | .918   |
| Hackett, Jeff         | 11 | .917   |
| Kidd, Trevor          | 15 | .915   |

RECORD BOOK



Felix Potvin

# 2007-08 SEASON REVIEW



## SEASON HIGHLIGHTS

- San Jose set then-team records for most points (108) and points percentage (.659), road wins (27), most road points (58), fewest shots allowed (1,961), fewest power play goals allowed (44) and fewest regulation losses (23) in a single season.
- San Jose also set team standards for longest overall winning streak (11 games, Feb. 21, 2008 at Philadelphia through March 14, 2008 vs. St. Louis), longest road winning streak (10 games, Nov. 14, 2007 at Dallas through Dec. 31, 2007 at Minnesota), most consecutive overall games recording a point (20, Feb. 21, 2008 at Philadelphia through April 1, 2008 vs. Los Angeles) and most consecutive road games recording a point (14, Oct. 29, 2007 at Dallas through Jan. 13, 2008 at Anaheim).
- G **Evgen Nabokov** finished second in the Vezina Trophy voting after achieving team regular season goaltending records in wins (50), appearances (77), minutes (4,561), most consecutive starts (50) and most consecutive wins (10). Nabokov also played in his second NHL All-Star Game and became the first goaltender since 2002 to stop all of the shots he faced (eight in the second).
- Coach **Ron Wilson** led San Jose to their third Pacific Division Championship, second in his tenure. He became the 11th coach to win 500 NHL games on Feb. 9, 2008 vs. Nashville. Wilson also won his 200th game as Sharks head coach on March 18, 2008 at Los Angeles, surpassing Darryl Sutter to set the record for most wins (206).

## MAJOR TRANSACTIONS

- Relieved Ron Wilson of head coaching duties on May 12, 2008.
- Acquired **D Brian Campbell** along with a seventh round selection in the 2008 NHL Entry Draft from Buffalo in exchange for RW Steve Bernier and a first round selection in the 2008 NHL Entry Draft on Feb. 26, 2008.

## PACIFIC DIVISION

|                     | GP | W  | L  | OTL | GF  | GA  | PTS |
|---------------------|----|----|----|-----|-----|-----|-----|
| <b>SAN JOSE (2)</b> | 82 | 49 | 23 | 10  | 222 | 193 | 108 |
| ANAHEIM (4)         | 82 | 47 | 27 | 8   | 205 | 191 | 102 |
| DALLAS (5)          | 82 | 45 | 30 | 7   | 242 | 207 | 97  |
| PHOENIX (12)        | 82 | 38 | 37 | 7   | 214 | 231 | 83  |
| LOS ANGELES (15)    | 82 | 32 | 43 | 7   | 231 | 266 | 71  |

## FINAL STATISTICS

| P | NO | PLAYER             | GP     | G  | A  | PTS | PIM |    |
|---|----|--------------------|--------|----|----|-----|-----|----|
| C | 19 | JOE THORNTON       | 82     | 29 | 67 | 96  | 59  |    |
| D | 51 | B. CAMPBELL        | (BUF)  | 63 | 5  | 38  | 43  | 12 |
|   |    |                    | (S.J.) | 20 | 3  | 16  | 19  | 8  |
|   |    |                    | (TTL)  | 83 | 8  | 54  | 62  | 20 |
| L | 9  | MILAN MICHALEK     | 79     | 24 | 31 | 55  | 47  |    |
| C | 12 | PATRICK MARLEAU    | 81     | 19 | 29 | 48  | 33  | 47 |
| R | 4  | JOE PAVELSKI       | 82     | 19 | 21 | 40  | 28  |    |
| R | 14 | J. CHEECHOO        | 69     | 23 | 14 | 37  | 46  |    |
| D | 52 | CRAIG RIVET        | 74     | 5  | 30 | 35  | 104 |    |
| C | 27 | JEREMY ROENICK     | 69     | 14 | 19 | 33  | 26  |    |
| R | 26 | **STEVE BERNIER    | 59     | 13 | 10 | 23  | 62  |    |
| R | 25 | MIKE GRIER         | 78     | 9  | 13 | 22  | 24  |    |
| D | 10 | CHRISTIAN EHRRHOFF | 77     | 1  | 21 | 22  | 72  |    |
| C | 17 | *TORREY MITCHELL   | 82     | 10 | 10 | 20  | 50  |    |
| R | 16 | **DEVIN SETOGUCHI  | 44     | 11 | 6  | 17  | 8   |    |
| D | 34 | PATRICK RISSMILLER | 79     | 8  | 9  | 17  | 30  |    |
| D | 24 | SANDIS OZOLINSH    | 39     | 3  | 13 | 16  | 24  |    |
| D | 18 | MATT CARLE         | 62     | 2  | 13 | 15  | 26  |    |
| D | 44 | M-E VLASIC         | 82     | 2  | 12 | 14  | 24  |    |
| D | 4  | KYLE McLAREN       | 61     | 3  | 8  | 11  | 84  |    |
| D | 3  | DOUGLAS MURRAY     | 66     | 1  | 9  | 10  | 98  |    |
| C | 37 | CURTIS BROWN       | 33     | 5  | 4  | 9   | 10  |    |
| C | 11 | MARCEL GOC         | 51     | 5  | 3  | 8   | 12  |    |
| L | 29 | RYANE CLOWE        | 15     | 3  | 5  | 8   | 22  |    |
| L | 45 | JODY SHELLEY       | (CBJ)  | 31 | 0  | 0   | 44  |    |
|   |    |                    | (S.J.) | 1  | 6  | 7   | 91  |    |
|   |    |                    | (TTL)  | 62 | 1  | 6   | 135 |    |
| D | 21 | ALEXEI SEMENOV     | 22     | 1  | 3  | 4   | 36  |    |
| C | 39 | *TOMAS PLIHAL      | 22     | 2  | 1  | 3   | 4   |    |
| G | 20 | EVGENI NABOKOV     | 77     | 0  | 2  | 2   | 12  |    |
| C | 47 | *TOM CAVANAGH      | 1      | 0  | 1  | 1   | 0   |    |
| D | 5  | **ROB DAVISON      | 15     | 0  | 0  | 0   | 21  |    |
| C | 46 | *MIKE IGGULDEN     | 1      | 0  | 0  | 0   | 0   |    |
| G | 30 | *DIMITRI PATZOLD   | 3      | 0  | 0  | 0   | 0   |    |
| L | 43 | *LUKAS KASPAR      | 3      | 0  | 0  | 0   | 0   |    |
| G | 1  | *THOMAS GREISS     | 3      | 0  | 0  | 0   | 0   |    |
| G | 33 | BRIAN BOUCHER      | 5      | 0  | 0  | 0   | 0   |    |

\* — ROOKIE

\*\* — TRADED DURING THE SEASON (STATS ARE WITH SAN JOSE ONLY)

## GAME-BY-GAME RESULTS

| GA | DATE  | OPPONENT       | RESULT  | RECORD   |
|----|-------|----------------|---------|----------|
| 1  | 10/4  | @ Edmonton     | 2-3 L** | 0-0-1    |
| 2  | 10/5  | @ Vancouver    | 3-1 W   | 1-0-1    |
| 3  | 10/7  | @ Colorado     | 2-6 L   | 1-1-1    |
| 4  | 10/10 | @ Chicago      | 2-1 W   | 2-1-1    |
| 5  | 10/13 | Boston         | 1-2 L   | 2-2-1    |
| 6  | 10/15 | @ Vancouver    | 4-2 W   | 3-2-1    |
| 7  | 10/18 | Detroit        | 2-4 L   | 3-3-1    |
| 8  | 10/20 | Nashville      | 3-0 W   | 4-3-1    |
| 9  | 10/22 | @ Calgary      | 4-1 W   | 5-3-1    |
| 10 | 10/26 | @ Detroit      | 1-5 L   | 5-4-1    |
| 11 | 10/27 | @ Columbus     | 1-2 L   | 5-5-1    |
| 12 | 10/29 | @ Dallas       | 4-2 W   | 6-5-1    |
| 13 | 11/2  | Los Angeles    | 2-5 L   | 6-6-1    |
| 14 | 11/3  | @ Los Angeles  | 3-1 W   | 7-6-1    |
| 15 | 11/7  | Dallas         | 1-3 L   | 7-7-1    |
| 16 | 11/9  | @ Anaheim      | 2-3 L** | 7-7-2    |
| 17 | 11/10 | Phoenix        | 4-1 W   | 8-7-2    |
| 18 | 11/12 | Phoenix        | 5-0 W   | 9-7-2    |
| 19 | 11/14 | @ Dallas       | 4-3 W** | 10-7-2   |
| 20 | 11/15 | @ Phoenix      | 6-0 W   | 11-7-2   |
| 21 | 11/17 | Anaheim        | 1-2 L** | 11-7-3   |
| 22 | 11/24 | Los Angeles    | 1-2 L   | 11-8-3   |
| 23 | 11/28 | Los Angeles    | 2-3 L** | 11-8-4   |
| 24 | 11/30 | Colorado       | 3-2 W   | 12-8-4   |
| 25 | 12/3  | @ Colorado     | 3-2 W   | 13-8-4   |
| 26 | 12/5  | @ Dallas       | 3-2 W   | 14-8-4   |
| 27 | 12/7  | @ Phoenix      | 1-0 W   | 15-8-4   |
| 28 | 12/8  | Buffalo        | 1-7 L   | 15-9-4   |
| 29 | 12/11 | Minnesota      | 4-1 W   | 16-9-4   |
| 30 | 12/13 | Vancouver      | 5-2 W   | 17-9-4   |
| 31 | 12/15 | Dallas         | 2-4 L   | 17-10-4  |
| 32 | 12/16 | @ Anaheim      | 2-1 W   | 18-10-4  |
| 33 | 12/18 | Anaheim        | 0-2 L   | 18-11-4  |
| 34 | 12/20 | Phoenix        | 2-3 L** | 18-11-5  |
| 35 | 12/22 | Anaheim        | 2-5 L   | 18-12-5  |
| 36 | 12/26 | @ Los Angeles  | 3-2 W   | 19-12-5  |
| 37 | 12/28 | @ St. Louis    | 1-0 W   | 20-12-5  |
| 38 | 12/29 | @ Nashville    | 5-2 W   | 21-12-5  |
| 39 | 12/31 | @ Minnesota    | 3-2 W   | 22-12-5  |
| 40 | 1/3   | Calgary        | 2-3 L*  | 22-12-6  |
| 41 | 1/5   | Columbus       | 3-2 W   | 23-12-6  |
| 42 | 1/10  | Vancouver      | 3-1 W   | 24-12-6  |
| 43 | 1/12  | Toronto        | 3-2 W   | 25-12-6  |
| 44 | 1/13  | @ Anaheim      | 3-4 L*  | 25-12-7  |
| 45 | 1/15  | @ Phoenix      | 3-5 L   | 25-12-7  |
| 46 | 1/17  | Dallas         | 2-4 L   | 25-14-7  |
| 47 | 1/19  | Detroit        | 3-6 L   | 25-15-7  |
| 48 | 1/22  | Chicago        | 3-2 W   | 26-15-7  |
| 49 | 1/24  | St. Louis      | 4-1 W   | 27-15-7  |
| 50 | 1/29  | @ Edmonton     | 3-0 W   | 28-15-7  |
| 51 | 1/30  | @ Calgary      | 4-5 L   | 28-16-7  |
| 52 | 2/2   | Chicago        | 3-2 W** | 29-16-7  |
| 53 | 2/6   | Colorado       | 1-3 L   | 29-17-7  |
| 54 | 2/8   | Columbus       | 2-1 W   | 30-17-7  |
| 55 | 2/9   | Nashville      | 4-3 W   | 31-17-7  |
| 56 | 2/12  | Calgary        | 3-4 L*  | 31-17-8  |
| 57 | 2/14  | Edmonton       | 2-3 L   | 31-18-8  |
| 58 | 2/17  | @ NY Rangers   | 1-3 L   | 31-19-8  |
| 59 | 2/18  | @ NY Islanders | 2-3 L   | 31-20-8  |
| 60 | 2/20  | @ New Jersey   | 2-3 L   | 31-21-8  |
| 61 | 2/21  | @ Philadelphia | 3-1 W   | 32-21-8  |
| 62 | 2/24  | @ Pittsburgh   | 2-1 W** | 33-21-8  |
| 63 | 2/27  | @ Columbus     | 4-2 W   | 34-21-8  |
| 64 | 2/29  | @ Detroit      | 3-2 W   | 35-21-8  |
| 65 | 3/1   | @ St. Louis    | 2-0 W   | 36-21-8  |
| 66 | 3/3   | Montreal       | 6-4 W   | 37-21-8  |
| 67 | 3/5   | Ottawa         | 3-2 W*  | 38-21-8  |
| 68 | 3/7   | @ Chicago      | 3-2 W   | 39-21-8  |
| 69 | 3/9   | @ Minnesota    | 3-2 W** | 40-21-8  |
| 70 | 3/11  | @ Nashville    | 2-1 W   | 41-21-8  |
| 71 | 3/14  | St. Louis      | 4-1 W   | 42-21-8  |
| 72 | 3/16  | Edmonton       | 1-2 L** | 42-21-9  |
| 73 | 3/18  | @ Los Angeles  | 2-1 W   | 43-21-9  |
| 74 | 3/19  | Minnesota      | 4-3 W** | 44-21-9  |
| 75 | 3/21  | Anaheim        | 2-1 W   | 45-21-9  |
| 76 | 3/25  | @ Phoenix      | 4-5 L*  | 45-21-10 |
| 77 | 3/27  | Dallas         | 3-2 W*  | 46-21-10 |
| 78 | 3/28  | @ Anaheim      | 3-1 W   | 47-21-10 |
| 79 | 3/30  | Phoenix        | 3-1 W   | 48-21-10 |
| 80 | 4/1   | Los Angeles    | 5-2 W   | 49-21-10 |
| 81 | 4/3   | @ Los Angeles  | 2-4 L   | 49-22-10 |
| 82 | 4/6   | @ Dallas       | 2-4 L   | 49-23-10 |

\* — OVERTIME

\*\* — SHOOTOUT

## GOALTENDERS

| NO.           | GOALTENDER     | GP        | MINS        | AVG         | W         | L         | T         | EN       | SO       | GA         | SA          | SV %        | G | A | PIM |
|---------------|----------------|-----------|-------------|-------------|-----------|-----------|-----------|----------|----------|------------|-------------|-------------|---|---|-----|
| 33            | BRIAN BOUCHER  | 5         | 238         | 1.76        | 3         | 1         | 0         | 1        | 0        | 7          | 103         | .932        | 0 | 0 | 0   |
| 20            | E. NABOKOV     | 77        | 4561        | 2.14        | 46        | 21        | 8         | 6        | 6        | 163        | 1802        | .910        | 0 | 2 | 12  |
| 1             | *THOMAS GREISS | 3         | 129         | 3.26        | 0         | 1         | 1         | 0        | 0        | 7          | 50          | .860        | 0 | 0 | 0   |
| 30            | *D. PATZOLD    | 3         | 44          | 5.45        | 0         | 0         | 0         | 0        | 0        | 4          | 20          | .800        | 0 | 0 | 0   |
| <b>TOTALS</b> |                | <b>82</b> | <b>5000</b> | <b>2.24</b> | <b>49</b> | <b>23</b> | <b>10</b> | <b>6</b> | <b>7</b> | <b>187</b> | <b>1981</b> | <b>.906</b> |   |   |     |

# 2006-07 SEASON REVIEW

## SEASON HIGHLIGHTS

- San Jose set a franchise record and led the League with 26 road wins. In addition, the Sharks set club marks for wins in a season (51) and points (107).
- Goaltenders **Evgeni Nabokov** (seven) and **Vesa Toskala** (four) combined to tie a San Jose record with 11 shutouts.
- Defensemen **Marc-Edouard Vlasic** and **Matt Carle** were named to the NHL All-Rookie Team. The duo became the second pair of defensive teammates in NHL history to be named to the team in the same year (1991-92 — Detroit's Nicklas Lidstrom and Vladimir Konstantinov).
- C Patrick Marleau** broke the franchise record for most goals in franchise history (Owen Nolan, 206) with the game-winner vs. Los Angeles on Jan. 11. Marleau also surpassed Nolan's all-time marks for points (451), assists (245) and Mike Rathje's standard for games played (671).
- San Jose set an NHL record by playing in 49 consecutive games without going into overtime (surpassing Toronto's 41 in 1996-97).
- Ron Wilson** became the 13th coach in NHL history to coach in 1,000 games on March 18 at Colorado.

## MAJOR TRANSACTIONS

- Acquired **D Craig Rivet** and a fifth round selection in the 2008 NHL Entry Draft from Montreal in exchange for D Josh Gorges and San Jose's first selection in the 2007 NHL Entry Draft on Feb. 25, 2007.
- Acquired **RW Bill Guerin** from St. Louis in exchange for LW Ville Nieminen, RW Jay Barriball and a first round selection in the 2007 NHL Entry Draft on Feb. 27, 2007.

## PACIFIC DIVISION

|                     | GP        | W         | L         | OTL      | GF         | GA         | PTS        |
|---------------------|-----------|-----------|-----------|----------|------------|------------|------------|
| ANAHEIM (2)         | 82        | 48        | 20        | 14       | 258        | 208        | 110        |
| <b>SAN JOSE (5)</b> | <b>82</b> | <b>51</b> | <b>26</b> | <b>5</b> | <b>258</b> | <b>199</b> | <b>107</b> |
| DALLAS (6)          | 82        | 50        | 25        | 7        | 226        | 197        | 107        |
| LOS ANGELES (14)    | 82        | 27        | 41        | 14       | 227        | 283        | 68         |
| PHOENIX (15)        | 82        | 31        | 46        | 5        | 216        | 284        | 67         |

## FINAL STATISTICS

| P | NO | PLAYER             | GP                         | G              | A            | PTS           | PIM            |               |
|---|----|--------------------|----------------------------|----------------|--------------|---------------|----------------|---------------|
| C | 19 | JOE THORNTON       | 82                         | 22             | 92           | 114           | 44             |               |
| C | 12 | PATRICK MARLEAU    | 77                         | 32             | 46           | 78            | 33             |               |
| R | 14 | J. CHEECHOO        | 76                         | 37             | 32           | 69            | 69             |               |
| R | 9  | M. MICHALEK        | 78                         | 26             | 40           | 66            | 36             |               |
| R | 13 | BILL GUERIN        | (STL)<br>(S.J.)            | 61<br>16       | 28<br>8      | 19<br>1       | 47<br>9        | 52<br>14      |
| D | 18 | **MATT CARLE       | (TOTAL)                    | 77             | 36           | 20            | 56             | 66            |
| L | 29 | **RYANE CLOWE      |                            | 77             | 11           | 31            | 42             | 30            |
| R | 25 | MIKE GRIER         |                            | 58             | 16           | 18            | 34             | 78            |
| D | 10 | C. EHRHOFF         |                            | 81             | 16           | 17            | 33             | 43            |
| R | 26 | STEVE BERNIER      |                            | 82             | 10           | 23            | 33             | 63            |
| C | 8  | **JOE PAVELSKI     |                            | 62             | 15           | 16            | 31             | 29            |
| D | 44 | **M-E VLASIC       |                            | 46             | 14           | 14            | 28             | 18            |
| C | 52 | CRAIG RIVET        | (MTL)<br>(S.J.)<br>(TOTAL) | 51<br>17<br>71 | 6<br>7<br>17 | 23<br>1<br>24 | 16<br>12<br>69 | 57<br>8<br>66 |
| D | 22 | SCOTT HANNAN       |                            | 79             | 4            | 20            | 24             | 38            |
| C | 34 | PATRICK RISSMILLER |                            | 79             | 7            | 15            | 22             | 22            |
| L | 7  | MARK BELL          |                            | 71             | 11           | 10            | 21             | 83            |
| C | 37 | CURTIS BROWN       |                            | 78             | 8            | 12            | 20             | 56            |
| D | 4  | KYLE MCLAREN       |                            | 67             | 5            | 12            | 17             | 61            |
| C | 11 | MARCEL GOC         |                            | 78             | 5            | 8             | 13             | 24            |
| C | 16 | MARK SMITH         |                            | 41             | 3            | 10            | 13             | 42            |
| D | 6  | **JOSH GORGES      |                            | 47             | 1            | 3             | 4              | 26            |
| D | 3  | DOUGLAS MURRAY     |                            | 35             | 0            | 3             | 3              | 31            |
| G | 35 | VESA TOSKALA       |                            | 38             | 0            | 3             | 3              | 0             |
| D | 5  | ROB DAVISON        |                            | 22             | 0            | 2             | 2              | 27            |
| L | 15 | **VILLE NIEMINEN   |                            | 30             | 1            | 1             | 2              | 14            |
| R | 29 | **SCOTT PARKER     |                            | 11             | 0            | 0             | 0              | 22            |
| G | 20 | EVGENI NABOKOV     |                            | 50             | 0            | 0             | 0              | 6             |
| L | 49 | MATHIEU DARCHÉ     |                            | 2              | 0            | 0             | 0              | 0             |
| C | 39 | **TOMAS PILHAL     |                            | 3              | 0            | 0             | 0              | 0             |

\* — ROOKIE

\*\* — TRADED DURING THE SEASON (SAN JOSE STATS ONLY)

## GAME-BY-GAME RESULTS

| GA | DATE    | OPPONENT      | RESULT  | RECORD  |
|----|---------|---------------|---------|---------|
| 1  | 10/5    | ST. LOUIS     | 5-4 W*  | 1-0-0   |
| 2  | 10/7    | NY ISLANDERS  | 2-0 W   | 2-0-0   |
| 3  | 10/9    | @ CALGARY     | 4-1 W   | 3-0-0   |
| 4  | 10/12   | @ EDMONTON    | 4-6 L   | 3-1-0   |
| 5  | 10/13   | @ VANCOUVER   | 6-4 W   | 4-1-0   |
| 6  | 10/17   | DALLAS        | 2-0 W   | 5-1-0   |
| 7  | 10/19   | DETROIT       | 5-1 W   | 6-1-0   |
| 8  | 10/21   | MINNESOTA     | 1-4 L   | 6-2-0   |
| 9  | 10/23   | @ COLUMBUS    | 3-0 W   | 7-2-0   |
| 10 | 10/25   | @ DETROIT     | 1-2 L   | 7-3-0   |
| 11 | 10/26   | @ NASHVILLE   | 3-4 L   | 7-4-0   |
| 12 | 10/29   | @ FLORIDA BAY | 4-2 W   | 8-4-0   |
| 13 | 10/31   | @ TAMPA       | 2-1 W   | 9-4-0   |
| 4  | 11/2    | NY RANGERS    | 1-3 L   | 9-5-0   |
| 15 | 11/4    | PITTSBURGH    | 3-2 W   | 10-5-0  |
| 16 | 11/7    | MINNESOTA     | 3-1 W   | 11-5-0  |
| 17 | 11/9    | @ LOS ANGELES | 7-3 W   | 12-5-0  |
| 18 | 11/11   | @ PHOENIX     | 2-1 W   | 13-5-0  |
| 19 | 11/13   | @ LOS ANGELES | 2-4 L   | 13-6-0  |
| 20 | 11/15   | @ COLORADO    | 4-3 W   | 14-6-0  |
| 21 | 11/18   | PHILADELPHIA  | 6-1 W   | 15-6-0  |
| 22 | 11/21   | @ ANAHEIM     | 0-5 L   | 15-7-0  |
| 23 | 11/22   | LOS ANGELES   | 6-3 W   | 16-7-0  |
| 24 | 11/25   | NEW JERSEY    | 2-0 W   | 17-7-0  |
| 25 | 11/28   | @ ST. LOUIS   | 2-0 W   | 18-7-0  |
| 26 | 11/29   | @ MINNESOTA   | 2-1 W   | 19-7-0  |
| 27 | 12/2    | @ DETROIT     | 3-2 W   | 20-7-0  |
| 28 | 12/4    | @ DALLAS      | 0-1 L   | 20-8-0  |
| 29 | 12/7    | COLORADO      | 2-5 L   | 20-9-0  |
| 30 | 12/9    | NASHVILLE     | 3-1 W   | 21-9-0  |
| 31 | 12/11   | PHOENIX       | 4-0 W   | 22-9-0  |
| 32 | 12/12   | @ LOS ANGELES | 3-1 W   | 23-9-0  |
| 33 | 12/14 L | OS ANGELES    | 2-4 L   | 23-10-0 |
| 34 | 12/16   | ANAHEIM       | 4-3 W   | 24-10-0 |
| 35 | 12/21   | DALLAS        | 0-3 L   | 24-11-0 |
| 36 | 12/23   | CALGARY       | 4-1 W   | 25-11-0 |
| 37 | 12/26   | ANAHEIM       | 3-4 L   | 25-12-0 |
| 38 | 12/28   | PHOENIX       | 2-3 L   | 25-13-0 |
| 39 | 12/30   | @ PHOENIX     | 0-8 L   | 25-14-0 |
| 40 | 12/31   | @ DALLAS      | 4-2 W   | 26-14-0 |
| 41 | 1/4     | DETROIT       | 9-4 W   | 27-14-0 |
| 42 | 1/6     | COLUMBUS      | 5-2 W   | 28-14-0 |
| 43 | 1/10    | EDMONTON      | 2-3 L   | 28-15-0 |
| 44 | 1/11    | @ LOS ANGELES | 5-2 W   | 29-15-0 |
| 45 | 1/13    | @ PHOENIX     | 4-1 W   | 30-15-0 |
| 46 | 1/15    | COLORADO      | 3-1 W   | 31-15-0 |
| 47 | 1/18    | PHOENIX       | 5-2 W   | 32-15-0 |
| 48 | 1/20    | ST. LOUIS     | 0-1 L   | 32-16-0 |
| 49 | 1/26    | @ EDMONTON    | 5-1 W   | 33-16-0 |
| 50 | 1/28    | @ VANCOUVER   | 1-3 L   | 33-17-0 |
| 51 | 1/30    | DALLAS        | 2-3 L** | 33-17-1 |
| 52 | 2/1     | DALLAS        | 2-4 L   | 34-18-1 |
| 53 | 2/3     | CHICAGO       | 4-2 W   | 34-18-1 |
| 54 | 2/6     | ANAHEIM       | 4-7 L   | 34-19-1 |
| 55 | 2/7     | @ ANAHEIM     | 3-2 W   | 35-19-1 |
| 56 | 2/13    | @ ST. LOUIS   | 6-5 W   | 36-19-1 |
| 57 | 2/14    | @ NASHVILLE   | 0-5 L   | 36-20-1 |
| 58 | 2/16    | @ COLUMBUS    | 0-3 L   | 36-21-1 |
| 59 | 2/18    | @ DALLAS      | 2-5 L   | 36-22-1 |
| 60 | 2/21    | @ WASHINGTON  | 3-2 W** | 37-22-1 |
| 61 | 2/22    | @ CHICAGO     | 2-0 W   | 38-22-1 |
| 62 | 2/24    | @ CALGARY     | 4-7 L   | 38-23-1 |
| 63 | 2/26    | ANAHEIM       | 1-3 L   | 38-24-1 |
| 64 | 2/28    | NASHVILLE     | 3-4 L** | 38-24-2 |
| 65 | 3/2     | @ ANAHEIM     | 1-3 L   | 38-25-2 |
| 66 | 3/4     | @ DALLAS      | 4-0 W   | 39-25-2 |
| 67 | 3/6     | @ MINNESOTA   | 3-0 W   | 40-25-2 |
| 68 | 3/9     | VANCOUVER     | 1-2 L   | 40-25-3 |
| 69 | 3/11    | EDMONTON      | 3-0 W   | 41-25-3 |
| 70 | 3/13    | CHICAGO       | 7-1 W   | 42-25-3 |
| 71 | 3/15    | @ PHOENIX     | 5-1 W   | 43-25-3 |
| 72 | 3/16    | COLUMBUS      | 3-0 W   | 44-25-3 |
| 73 | 3/18    | @ CHICAGO     | 3-4 L*  | 44-25-4 |
| 74 | 3/21    | @ COLORADO    | 4-1 W   | 45-25-4 |
| 75 | 3/22    | @ ATLANTA     | 5-1 W   | 46-25-4 |
| 76 | 3/24    | @ CAROLINA    | 4-6 L   | 46-26-4 |
| 77 | 3/27    | LOS ANGELES   | 3-1 W   | 47-26-4 |
| 78 | 3/30    | PHOENIX       | 4-2 W   | 48-26-4 |
| 79 | 4/1     | LOS ANGELES   | 6-2 W   | 9-26-4  |
| 80 | 4/4     | @ ANAHEIM     | 3-2 W** | 0-26-4  |
| 81 | 4/5     | CALGARY       | 4-3 W   | 51-26-4 |
| 82 | 4/7     | VANCOUVER     | 3-4 L*  | 51-26-5 |

\* — OVERTIME

\*\* — SHOOTOUT

## GOALTENDERS

| NO.           | GOALTENDER     | GP        | MINS        | AVG         | W         | L         | T        | EN       | SO        | GA         | SA          | SV %        | G        | A        | PIM      |
|---------------|----------------|-----------|-------------|-------------|-----------|-----------|----------|----------|-----------|------------|-------------|-------------|----------|----------|----------|
| 20            | EVGENI NABOKOV | 50        | 2778        | 2.29        | 25        | 16        | 4        | 4        | 7         | 106        | 1227        | .914        | 0        | 0        | 6        |
| 35            | VESA TOSKALA   | 38        | 2142        | 2.35        | 26        | 10        | 1        | 3        | 4         | 84         | 915         | .908        | 0        | 3        | 0        |
| <b>TOTALS</b> |                | <b>82</b> | <b>4947</b> | <b>2.39</b> | <b>51</b> | <b>26</b> | <b>5</b> | <b>7</b> | <b>11</b> | <b>197</b> | <b>2149</b> | <b>.908</b> | <b>0</b> | <b>3</b> | <b>6</b> |



## SEASON HIGHLIGHTS

- The Sharks acquired **C Joe Thornton** as part of a four-player deal with Boston on Nov. 30.
- Thornton became the first Sharks player to win the Art Ross Trophy (scoring title) and the Hart Memorial Trophy (Most Valuable Player). Thornton was also voted as the "Sharks Player of the Year" and was a finalist for the Lester B. Pearson Award (MVP as chosen by the players).
- RW Jonathan Cheechoo** received the Maurice "Rocket" Richard Trophy for leading the League and becoming the first Sharks player to score 50-plus goals in a season (56).
- C Patrick Marleau** broke the franchise record for most points in a season (Owen Nolan, 84 in 1999-00) when he assisted on Cheechoo's game-winning power play goal on April 10 in Phoenix.
- San Jose set franchise records** in goals scored (266), power play goals scored (91), most shots on goal (2,483) and power play percentage (18.2).

## MAJOR TRANSACTIONS

- Acquired **C Joe Thornton** from Boston in exchange for D Brad Stuart, C Wayne Primeau and C Marco Sturm on Nov. 30, 2005.
- Acquired **LV Ville Nieminen** from the N.Y. Rangers in exchange for a third round selection (83rd overall) in the 2006 NHL Entry Draft on March 6, 2006.

## PACIFIC DIVISION

|                     | GP        | W         | L         | T         | OTL      | GF        | GA         | PTS       |
|---------------------|-----------|-----------|-----------|-----------|----------|-----------|------------|-----------|
| DALLAS (2)          | 82        | 53        | 23        | 6         | 2        | 65        | 218        | 112       |
| <b>SAN JOSE (5)</b> | <b>82</b> | <b>44</b> | <b>27</b> | <b>11</b> | <b>2</b> | <b>66</b> | <b>242</b> | <b>99</b> |
| ANAHEIM (6)         | 82        | 43        | 27        | 12        | 2        | 54        | 229        | 98        |
| LOS ANGELES (10)    | 82        | 42        | 35        | 5         | 2        | 49        | 270        | 89        |
| PHOENIX (12)        | 82        | 38        | 39        | 5         | 2        | 46        | 271        | 81        |

## FINAL STATISTICS

| P | NO | PLAYER            | GP       | G  | A  | PTS | PIM |
|---|----|-------------------|----------|----|----|-----|-----|
| C | 19 | JOE THORNTON      | (BOS) 23 | 9  | 24 | 33  | 6   |
|   |    |                   | (SJ) 58  | 20 | 72 | 92  | 55  |
|   |    | (TOTAL)           | 81       | 29 | 96 | 125 | 61  |
| R | 14 | J. CHEECHOO       | 82       | 56 | 37 | 93  | 58  |
| C | 12 | PATRICK MARLEAU   | 82       | 34 | 52 | 86  | 26  |
| L | 28 | NILS EKMAN        | 77       | 21 | 36 | 57  | 54  |
| D | 42 | TOM PREISSING     | 74       | 11 | 32 | 43  | 26  |
| R | 9  | *MILAN MICHALEK   | 81       | 17 | 18 | 35  | 45  |
| R | 26 | *STEVE BERNIER    | 39       | 14 | 13 | 27  | 35  |
| C | 10 | ALYN MCCAULEY     | 76       | 12 | 14 | 26  | 30  |
| C | 16 | MARK SMITH        | 80       | 9  | 15 | 24  | 97  |
| L | 15 | VILLE NIEMINEN    | (NYR) 48 | 5  | 12 | 17  | 53  |
|   |    |                   | (SJ) 22  | 3  | 4  | 7   | 10  |
|   |    | (TOTAL)           | 70       | 8  | 16 | 24  | 63  |
| D | 22 | SCOTT HANMAN      | 81       | 6  | 18 | 24  | 58  |
| D | 44 | C. EHRHOFF        | 64       | 5  | 18 | 23  | 32  |
| D | 4  | KYLE MCCLAREN     | 77       | 2  | 21 | 23  | 66  |
| C | 37 | *G. STEVENSON     | 47       | 10 | 12 | 22  | 14  |
| C | 11 | *MARCEL GOC       | 81       | 8  | 14 | 22  | 22  |
| L | 17 | SCOTT THORNTON    | 71       | 10 | 11 | 21  | 84  |
| L | 19 | MARCO STURM       | 23       | 6  | 10 | 16  | 16  |
| R | 23 | **NIKO DIMITRAKOS | 45       | 4  | 12 | 16  | 26  |
| D | 7  | **BRAD STUART     | 23       | 2  | 10 | 12  | 14  |
| L | 24 | **JOSH LANGFELD   | 39       | 2  | 9  | 11  | 16  |
| C | 15 | **WAYNE PRIMEAU   | 21       | 5  | 3  | 8   | 17  |
| D | 25 | *MATT GARLE       | 12       | 3  | 3  | 6   | 14  |
| C | 34 | P. RISSMILLER     | 18       | 3  | 3  | 6   | 8   |
| D | 5  | ROB DAVISON       | 69       | 1  | 5  | 6   | 76  |
| D | 6  | *JOSH GORGES      | 49       | 0  | 6  | 6   | 31  |
| L | 29 | *RYANE CLOWE      | 18       | 0  | 2  | 2   | 9   |
| D | 21 | JIM FAHEY         | 21       | 0  | 2  | 2   | 14  |
| R | 27 | SCOTT PARKER      | 10       | 1  | 0  | 1   | 38  |
| D | 41 | *DOUG MURRAY      | 34       | 0  | 1  | 1   | 27  |
| G | 35 | VESA TOSKALA      | 37       | 0  | 1  | 1   | 4   |
| G | 20 | EVGENI NABOKOV    | 45       | 0  | 1  | 1   | 18  |
| G | 31 | *N. SCHAEFER      | 7        | 0  | 0  | 0   | 2   |

\*—ROOKIE

\*\*—TRADED DURING THE SEASON (SAN JOSE STATS ONLY)

## GOALTENDERS

| NO            | GOALTENDER     | GP        | MIN         | AVG         | W         | L         | T         | EN       | SO       | GA         | SA          | SV %        | G        | A        | PIM       |
|---------------|----------------|-----------|-------------|-------------|-----------|-----------|-----------|----------|----------|------------|-------------|-------------|----------|----------|-----------|
| 31            | *N. SCHAEFER   | 7         | 352         | 1.88        | 5         | 1         | 0         | 1        | 1        | 11         | 138         | .920        | 0        | 0        | 2         |
| 35            | VESA TOSKALA   | 37        | 2039        | 2.56        | 23        | 7         | 4         | 1        | 2        | 87         | 878         | .901        | 0        | 1        | 4         |
| 20            | EVGENI NABOKOV | 45        | 2575        | 3.10        | 16        | 19        | 7         | 2        | 1        | 133        | 1160        | .885        | 0        | 1        | 18        |
| <b>TOTALS</b> |                | <b>82</b> | <b>4996</b> | <b>2.82</b> | <b>44</b> | <b>27</b> | <b>11</b> | <b>4</b> | <b>5</b> | <b>235</b> | <b>2180</b> | <b>.892</b> | <b>0</b> | <b>2</b> | <b>24</b> |

EVGENI NABOKOV AND NOLAN SCHAEFER shared a shutout vs. Buffalo on Dec. 2, 2005.

## GAME-BY-GAME RESULTS

| GA | DATE  | OPPONENT      | RESULT  | RECORD   |
|----|-------|---------------|---------|----------|
| 1  | 10/5  | @ NASHVILLE   | 2-3 L   | 0-1-0    |
| 2  | 10/7  | @ CHICAGO     | 3-6 L   | 0-2-0    |
| 3  | 10/8  | @ ST. LOUIS   | 7-6 W   | 1-2-0    |
| 4  | 10/12 | COLUMBUS      | 4-1 W   | 2-2-0    |
| 5  | 10/15 | CHICAGO       | 4-3 W   | 3-2-0    |
| 6  | 10/17 | @ DETROIT     | 2-3 L*  | 3-2-1    |
| 7  | 10/19 | @ MINNESOTA   | 1-6 L   | 3-3-1    |
| 8  | 10/21 | @ COLUMBUS    | 1-4 L   | 3-4-1    |
| 9  | 10/22 | @ NASHVILLE   | 1-2 L   | 3-5-1    |
| 10 | 10/26 | @ DALLAS      | 5-4 W*  | 4-5-1    |
| 11 | 10/28 | @ LOS ANGELES | 5-4 W   | 5-5-1    |
| 12 | 10/29 | CALGARY       | 3-2 W** | 6-5-1    |
| 13 | 11/2  | NASHVILLE     | 3-2 W*  | 7-5-1    |
| 14 | 11/4  | @ ANAHEIM     | 1-0 W*  | 8-5-1    |
| 15 | 11/5  | MINNESOTA     | 1-3 L   | 8-6-1    |
| 16 | 11/8  | @ COLORADO    | 2-5 L   | 8-7-1    |
| 17 | 11/12 | DALLAS        | 2-3 L** | 8-7-2    |
| 18 | 11/16 | VANCOUVER     | 1-3 L   | 8-8-2    |
| 19 | 11/19 | PHOENIX       | 3-4 L** | 8-8-3    |
| 20 | 11/21 | @ EDMONTON    | 1-2 L** | 8-8-4    |
| 21 | 11/23 | @ CALGARY     | 2-3 L   | 8-9-4    |
| 22 | 11/24 | @ VANCOUVER   | 2-3 L   | 8-10-4   |
| 23 | 11/26 | DETROIT       | 6-7 L   | 8-11-4   |
| 24 | 11/30 | @ DALLAS      | 1-4 L   | 8-12-4   |
| 25 | 12/2  | @ BUFFALO     | 5-0 W   | 9-12-4   |
| 26 | 12/3  | @ TORONTO     | 5-4 W   | 10-12-4  |
| 27 | 12/6  | ATLANTA       | 5-3 W   | 11-12-4  |
| 28 | 12/8  | FLORIDA       | 6-2 W   | 12-12-4  |
| 29 | 12/10 | CAROLINA      | 4-3 W   | 13-12-4  |
| 30 | 12/16 | WASHINGTON    | 4-1 W   | 14-12-4  |
| 31 | 12/18 | @ ANAHEIM     | 4-5 L   | 14-13-4  |
| 32 | 12/20 | ANAHEIM       | 4-2 W   | 15-13-4  |
| 33 | 12/22 | @ PHOENIX     | 1-2 L   | 15-14-4  |
| 34 | 12/23 | ST. LOUIS     | 1-2 L** | 15-14-5  |
| 35 | 12/26 | @ LOS ANGELES | 3-4 L   | 15-15-5  |
| 36 | 12/28 | PHOENIX       | 4-5 L   | 15-16-5  |
| 37 | 12/30 | COLORADO      | 5-2 W   | 16-16-5  |
| 38 | 1/5   | COLUMBUS      | 6-3 W   | 17-16-5  |
| 39 | 1/7   | LOS ANGELES   | 3-2 W   | 18-16-5  |
| 40 | 1/10  | @ BOSTON      | 6-2 W   | 19-16-5  |
| 41 | 1/12  | @ OTTAWA      | 2-0 W   | 20-16-5  |
| 42 | 1/14  | @ MONTREAL    | 2-6 L   | 20-17-5  |
| 43 | 1/16  | TAMPA BAY     | 3-1 W   | 21-17-5  |
| 44 | 1/19  | EDMONTON      | 2-3 L** | 21-17-6  |
| 45 | 1/21  | @ LOS ANGELES | 4-3 W*  | 22-17-6  |
| 46 | 1/24  | @ LOS ANGELES | 4-1 W   | 23-17-6  |
| 47 | 1/26  | ANAHEIM       | 0-2 L   | 23-18-6  |
| 48 | 1/28  | @ PHOENIX     | 2-6 L   | 23-19-6  |
| 49 | 1/30  | @ DALLAS      | 2-3 L*  | 23-19-7  |
| 50 | 2/1   | @ ANAHEIM     | 6-4 W   | 24-19-7  |
| 51 | 2/2   | MINNESOTA     | 2-3 L** | 24-19-8  |
| 52 | 2/4   | ANAHEIM       | 0-2 L   | 24-20-8  |
| 53 | 2/6   | CALGARY       | 3-4 L   | 24-21-8  |
| 54 | 2/8   | CHICAGO       | 2-1 W   | 25-21-8  |
| 55 | 2/10  | DALLAS        | 6-3 W   | 26-21-8  |
| 56 | 2/12  | @ PHOENIX     | 5-4 W*  | 27-21-8  |
| 57 | 2/28  | DETROIT       | 5-1 W   | 28-21-8  |
| 58 | 3/3   | @ EDMONTON    | 2-3 L   | 28-22-8  |
| 59 | 3/4   | @ CALGARY     | 0-2 L   | 28-23-8  |
| 60 | 3/7   | @ ANAHEIM     | 4-5 L*  | 28-23-9  |
| 61 | 3/9   | EDMONTON      | 5-2 W   | 29-23-9  |
| 62 | 3/11  | NASHVILLE     | 3-2 W*  | 30-23-9  |
| 63 | 3/13  | LOS ANGELES   | 4-3 W   | 31-23-9  |
| 64 | 3/16  | ST. LOUIS     | 5-2 W   | 32-23-9  |
| 65 | 3/18  | DALLAS        | 3-4 L** | 32-23-10 |
| 66 | 3/19  | COLORADO      | 6-5 W   | 33-23-10 |
| 67 | 3/21  | @ ST. LOUIS   | 6-0 W   | 34-23-10 |
| 68 | 3/23  | @ DETROIT     | 0-4 L   | 34-24-10 |
| 69 | 3/25  | @ MINNESOTA   | 5-1 W   | 35-24-10 |
| 70 | 3/26  | @ CHICAGO     | 5-4 W*  | 36-24-10 |
| 71 | 3/28  | @ COLUMBUS    | 1-4 L   | 36-25-10 |
| 72 | 3/30  | PHOENIX       | 2-5 L   | 36-26-10 |
| 73 | 4/1   | PHOENIX       | 3-4 L*  | 36-26-11 |
| 74 | 4/3   | @ DALLAS      | 3-2 W*  | 37-26-11 |
| 75 | 4/5   | @ COLORADO    | 2-1 W   | 38-26-11 |
| 76 | 4/6   | @ LOS ANGELES | 5-0 W   | 39-26-11 |
| 77 | 4/9   | DALLAS        | 4-1 W   | 40-26-11 |
| 78 | 4/10  | @ PHOENIX     | 3-2 W   | 41-26-11 |
| 79 | 4/12  | @ VANCOUVER   | 5-4 W*  | 42-26-11 |
| 80 | 4/13  | VANCOUVER     | 5-3 W   | 43-26-11 |
| 81 | 4/15  | ANAHEIM       | 6-3 W   | 44-26-11 |
| 82 | 4/17  | LOS ANGELES   | 0-4 L   | 44-27-11 |

\*—OVERTIME  
\*\*—SHOOTOUT

## SEASON HIGHLIGHTS

- For the first time in franchise history, the San Jose Sharks advanced to the Western Conference Finals.
- The Sharks captured their second Pacific Division title by recording a franchise-best 104 points in the regular season.
- The Sharks set records in road points (47), shutouts (11) and most wins in a calendar month (10 — March).
- San Jose set a record by playing 11 consecutive home games without a loss from Nov. 15-Dec. 29 (7-0-4-0) and by recording eight consecutive home wins from Jan. 28-March 3.
- RW **Jonathan Cheechoo** set a franchise record with nine game-winning goals on the season.
- LW **Nils Ekman** set a franchise record by compiling a plus-30 plus/minus rating for the season
- G **Evgeni Nabokov** set a franchise record with nine shutouts.
- D **Brad Stuart** scored two goals in the last 17 seconds of regulation on April 4, 2003 vs. Los Angeles.

## MAJOR TRANSACTIONS

- Acquired C **Curtis Brown** from a three-team trade. Traded C Brad Boyes to Boston in exchange for D Jeff Jillson. Jillson was immediately sent to Buffalo along with the Sharks ninth-round selection (ninth round eliminated after 2004 NHL Entry Draft) in the 2005 NHL Entry Draft in exchange for Brown and D **Andy Delmore**. Delmore was then traded by San Jose to Boston for future considerations (all on March 9, 2004).
- Acquired D **Jason Marshall** from Minnesota in exchange for a fifth round selection (161st overall) in the 2004 NHL Entry Draft on March 3, 2004.
- Acquired a fifth round selection (152nd overall, traded to Florida on June 27, 2004) and future considerations from Calgary in exchange for LW Lynn Loyns on Jan. 9, 2004.
- Acquired a second round selection (35th overall, D Marc-Edouard Vlasic) in the 2005 NHL Entry Draft from Calgary in exchange for G Miikka Kiprusoff on Nov. 16, 2003.

## PACIFIC DIVISION

|                  | GP | W  | L  | T  | OTL | GF  | GA  | PTS |
|------------------|----|----|----|----|-----|-----|-----|-----|
| SAN JOSE (2)     | 82 | 43 | 21 | 12 | 6   | 219 | 183 | 104 |
| DALLAS (5)       | 82 | 41 | 26 | 13 | 2   | 194 | 175 | 97  |
| LOS ANGELES (11) | 82 | 28 | 29 | 16 | 9   | 205 | 217 | 81  |
| ANAHEIM (13)     | 82 | 29 | 35 | 10 | 8   | 184 | 213 | 76  |
| PHOENIX (12)     | 82 | 22 | 36 | 18 | 6   | 188 | 245 | 68  |

## FINAL STATISTICS

| P | NO | PLAYER              | GP | G  | A  | PTS | PIM |
|---|----|---------------------|----|----|----|-----|-----|
| C | 12 | PATRICK MARLEAU     | 80 | 28 | 29 | 57  | 24  |
| L | 28 | NILS EKMAN          | 82 | 22 | 33 | 55  | 34  |
| R | 14 | J. CHEECHOO         | 81 | 28 | 19 | 47  | 33  |
| C | 10 | ALYN MCCAULEY       | 82 | 20 | 27 | 47  | 28  |
| L | 19 | MARCO STURM         | 64 | 21 | 20 | 41  | 36  |
| C | 25 | V. DAMPHOUSE        | 82 | 12 | 29 | 41  | 66  |
| D | 7  | BRAD STUART         | 77 | 9  | 30 | 39  | 34  |
| L | 94 | A. KOROLYUK         | 63 | 19 | 18 | 37  | 18  |
| C | 15 | WAYNE PRIMEAU       | 72 | 9  | 20 | 29  | 90  |
| L | 17 | SCOTT THORNTON      | 80 | 13 | 14 | 27  | 84  |
| C | 18 | MIKE RICCI          | 71 | 7  | 19 | 26  | 40  |
| C | 37 | CURTIS BROWN        | 12 | 2  | 4  | 6   | 63  |
| R | 23 | "N. DIMITRAKOS      | 68 | 9  | 15 | 24  | 49  |
| D | 4  | KYLE MCLAREN        | 64 | 2  | 22 | 24  | 60  |
| D | 22 | SCOTT HANNAN        | 82 | 6  | 15 | 21  | 48  |
| D | 42 | "TOM PREISSING      | 69 | 2  | 17 | 19  | 12  |
| D | 2  | MIKE RATHJUE        | 80 | 2  | 17 | 19  | 46  |
| D | 44 | "C. EHRHOFF         | 41 | 1  | 11 | 12  | 14  |
| R | 13 | TODD HARVEY         | 47 | 4  | 5  | 9   | 38  |
| D | 6  | JASON MARSHALL      | 12 | 0  | 2  | 2   | 8   |
| C | 16 | MARK SMITH          | 36 | 1  | 3  | 4   | 72  |
| R | 27 | SCOTT PARKER        | 50 | 1  | 3  | 4   | 101 |
| D | 5  | "ROB DAVISON        | 55 | 0  | 3  | 3   | 92  |
| D | 21 | JIM FAHEY           | 15 | 0  | 2  | 2   | 18  |
| R | 9  | "MILAN MICHALEK     | 2  | 1  | 0  | 1   | 4   |
| G | 35 | VESA TOSKALA        | 28 | 0  | 1  | 1   | 2   |
| C | 24 | "BRAD BOYES         | 1  | 0  | 0  | 0   | 2   |
| R | 32 | "MIROSLAV ZALESAK   | 2  | 0  | 0  | 0   | 0   |
| C | 34 | "PATRICK RISSMILLER | 4  | 0  | 0  | 0   | 0   |
| G | 20 | EVGENI NABOKOV      | 59 | 0  | 0  | 0   | 14  |

\* — ROOKIE

## GAME-BY-GAME RESULTS

| GA | DATE  | OPPONENT       | RESULT | RECORD     |
|----|-------|----------------|--------|------------|
| 1  | 10/09 | @EDMONTON      | 2-5 L  | 0-1-0-0    |
| 2  | 10/11 | @CALGARY       | 2-3 L  | 0-2-0-0    |
| 3  | 10/12 | @MINNESOTA     | 3-2 W  | 1-2-0-0    |
| 4  | 10/16 | PHILADELPHIA   | 0-0 T  | 1-2-1-0    |
| 5  | 10/18 | OTTAWA         | 1-4 L  | 1-3-1-0    |
| 6  | 10/21 | ANAHEIM        | 0-2 L  | 1-4-1-0    |
| 7  | 10/23 | CHICAGO        | 3-3 T  | 1-4-2-0    |
| 8  | 10/25 | PHOENIX        | 4-4 T  | 1-4-3-0    |
| 9  | 10/28 | @CAROLINA      | 0-3 L  | 1-5-3-0    |
| 10 | 10/31 | @TAMPA BAY     | 2-2 T  | 1-5-4-0    |
| 11 | 11/01 | @FLORIDA       | 6-2 W  | 2-5-4-0    |
| 12 | 11/02 | @ATLANTA       | 2-2 T  | 2-5-5-0    |
| 13 | 11/05 | @NEW JERSEY    | 2-3 O* | 2-5-5-1    |
| 14 | 11/06 | @BOSTON        | 5-5 T  | 2-5-6-1    |
| 15 | 11/08 | @WASHINGTON    | 3-2 W  | 3-5-6-1    |
| 16 | 11/11 | COLORADO       | 3-4 L  | 3-6-6-1    |
| 17 | 11/13 | ST. LOUIS      | 3-4 O* | 3-6-6-2    |
| 18 | 11/15 | TORONTO        | 2-2 T  | 3-6-7-2    |
| 19 | 11/18 | N.Y. RANGERS   | 2-2 T  | 3-6-8-2    |
| 20 | 11/21 | @PHOENIX       | 5-0 W  | 4-6-8-2    |
| 21 | 11/22 | NASHVILLE      | 3-1 W  | 5-6-8-2    |
| 22 | 11/26 | CHICAGO        | 3-2 W  | 6-6-8-2    |
| 23 | 11/28 | @MINNESOTA     | 2-1 W  | 7-6-8-2    |
| 24 | 11/30 | @EDMONTON      | 2-1 W  | 8-6-8-2    |
| 25 | 12/02 | @CALGARY       | 1-3 L  | 8-7-8-2    |
| 26 | 12/04 | COLORADO       | 2-2 T  | 8-7-9-2    |
| 27 | 12/06 | DALLAS         | 2-1 W  | 9-7-9-2    |
| 28 | 12/10 | @ANAHEIM       | 2-3 L  | 9-8-9-2    |
| 29 | 12/11 | EDMONTON       | 2-2 T  | 9-8-10-2   |
| 30 | 12/13 | ANAHEIM        | 2-0 W  | 10-8-10-2  |
| 31 | 12/17 | @DETROIT       | 2-3 O* | 10-9-10-3  |
| 32 | 12/18 | @ST. LOUIS     | 2-4 L  | 10-10-10-3 |
| 33 | 12/21 | @ANAHEIM       | 2-1 W  | 11-9-10-3  |
| 34 | 12/22 | ANAHEIM        | 2-1 W  | 12-9-10-3  |
| 35 | 12/26 | LOS ANGELES    | 5-0 W  | 13-9-10-3  |
| 36 | 12/27 | @LOS ANGELES   | 4-4 T  | 13-9-11-3  |
| 37 | 12/29 | NASHVILLE      | 5-2 W  | 14-9-11-3  |
| 38 | 12/31 | @COLUMBUS      | 1-0 W  | 15-9-11-3  |
| 39 | 1/02  | @CHICAGO       | 1-2 L  | 15-10-11-3 |
| 40 | 1/03  | @ST. LOUIS     | 3-1 W  | 16-10-11-3 |
| 41 | 1/05  | @VANCOUVER     | 2-1 W  | 17-10-11-3 |
| 42 | 1/08  | COLUMBUS       | 2-3 O* | 17-10-11-4 |
| 43 | 1/10  | ATLANTA        | 5-2 W  | 18-10-11-4 |
| 44 | 1/13  | DALLAS         | 0-3 L  | 18-11-11-4 |
| 45 | 1/15  | VANCOUVER      | 3-1 W  | 19-11-11-4 |
| 46 | 1/17  | @COLORADO      | 2-1 W  | 20-11-11-4 |
| 47 | 1/19  | DETROIT        | 2-1 W  | 21-11-11-4 |
| 48 | 1/21  | @PHOENIX       | 4-2 W  | 22-11-11-4 |
| 49 | 1/22  | PHOENIX        | 1-2 L  | 22-12-11-4 |
| 50 | 1/24  | MINNESOTA      | 4-0 W  | 23-12-11-4 |
| 51 | 1/28  | CALGARY        | 4-1 W  | 24-12-11-4 |
| 52 | 1/30  | @DALLAS        | 1-3 L  | 24-13-11-4 |
| 53 | 1/31  | @NASHVILLE     | 2-3 O* | 24-13-11-5 |
| 54 | 2/03  | FLORIDA        | 3-0 W  | 25-13-11-5 |
| 55 | 2/05  | PHOENIX        | 5-0 W  | 26-13-11-5 |
| 56 | 2/10  | @BUFFALO       | 1-2 L  | 26-14-11-5 |
| 57 | 2/11  | @DETROIT       | 2-4 L  | 26-15-11-5 |
| 58 | 2/14  | @COLUMBUS      | 2-1 W* | 27-15-11-5 |
| 59 | 2/16  | @PHILADELPHIA  | 5-2 W  | 28-15-11-5 |
| 60 | 2/18  | @NASHVILLE     | 3-7 L  | 28-16-11-5 |
| 61 | 2/19  | @CHICAGO       | 6-3 W  | 29-16-11-5 |
| 62 | 2/23  | COLUMBUS       | 4-2 W  | 30-16-11-5 |
| 63 | 2/26  | @VANCOUVER     | 2-3 O* | 30-16-11-6 |
| 64 | 2/27  | PITTSBURGH     | 4-2 W  | 31-16-11-6 |
| 65 | 2/29  | ST. LOUIS      | 1-0 W  | 32-16-11-6 |
| 66 | 3/03  | MONTREAL       | 4-3 W  | 33-16-11-6 |
| 67 | 3/05  | @COLORADO      | 1-5 L  | 33-17-11-6 |
| 68 | 3/07  | @DALLAS        | 0-4 L  | 33-18-11-6 |
| 69 | 3/08  | MINNESOTA      | 3-4 L  | 33-19-11-6 |
| 70 | 3/11  | N.Y. ISLANDERS | 5-4 W  | 34-19-11-6 |
| 71 | 3/13  | LOS ANGELES    | 3-1 W  | 35-19-11-6 |
| 72 | 3/16  | @DALLAS        | 3-3 T  | 35-19-12-6 |
| 73 | 3/18  | @LOS ANGELES   | 5-3 W  | 36-19-12-6 |
| 74 | 3/19  | @ANAHEIM       | 4-2 W  | 37-19-12-6 |
| 75 | 3/21  | EDMONTON       | 2-5 L  | 37-20-12-6 |
| 76 | 3/23  | DETROIT        | 5-2 W  | 38-20-12-6 |
| 77 | 3/25  | CALGARY        | 3-2 W  | 39-20-12-6 |
| 78 | 3/26  | @PHOENIX       | 3-0 W  | 40-20-12-6 |
| 79 | 3/28  | DALLAS         | 2-1 W* | 41-20-12-6 |
| 80 | 3/31  | @LOS ANGELES   | 3-0 W  | 42-20-12-6 |
| 81 | 4/02  | VANCOUVER      | 1-4 L  | 42-21-12-6 |
| 82 | 4/04  | LOS ANGELES    | 4-3 W* | 43-21-12-6 |

\* — OVERTIME

## GOALTENDERS

| NO     | GOALTENDER     | GP | MIN  | AVG  | W  | L  | T  | EN | SO | GA  | SA   | SV % | G | A | PIM |
|--------|----------------|----|------|------|----|----|----|----|----|-----|------|------|---|---|-----|
| 35     | VESA TOSKALA   | 28 | 1541 | 2.06 | 12 | 8  | 4  | 3  | 1  | 53  | 760  | .930 | 0 | 1 | 2   |
| 20     | EVGENI NABOKOV | 59 | 3456 | 2.20 | 31 | 19 | 8  | 0  | 9  | 127 | 1610 | .921 | 0 | 0 | 14  |
| TOTALS |                | 82 | 5016 | 2.19 | 43 | 27 | 12 | 3  | 11 | 183 | 2373 | .923 | 0 | 1 | 16  |



## SEASON HIGHLIGHTS

- Six players scored their first NHL goal — RW Jonathan Cheechoo, D Jim Fahey, LW Lynn Loyns, RW Niko Dimitrakos, D Rob Davison and RW Miroslav Zalesak.
- Jim Fahey led all NHL rookie defensemen in points (11-19=20), despite playing in only 43 NHL games.
- C Vincent Damphousse became the 71st player to score 400 NHL goals with his tally on Oct. 17 at Edmonton.
- C Patrick Marleau played in his 400th NHL game on Oct. 19 vs. Colorado, the youngest current player (23 years, 34 days) to accomplish the feat and the youngest ever since Bob Carpenter in April 1986 (22 years, 268 days).
- RW Teemu Selanne was voted to the starting lineup for the Western Conference at the NHL All-Star Game.
- G Evgeni Nabokov became the franchise leader in games played, minutes played and decisions.

## MAJOR TRANSACTIONS

- Doug Wilson named executive vice president and general manager, May 13, 2003.
- Executive Vice President and General Manager Dean Lombardi relieved of his duties, March 18, 2003.
- Acquired a second round selection in the 2003 NHL Entry Draft from Boston in exchange for D Dan McGillis. Acquired C Wayne Primeau from Pittsburgh in exchange for RW Matt Bradley, March 11, 2003.
- Acquired Colorado's third and fifth round selections in the 2003 NHL Entry Draft in exchange for D Bryan Chabot, March 8, 2003.
- Acquired C Alyn McCauley, C Brad Boyes and a first round draft selection in the 2003 NHL Entry Draft from Toronto in exchange for RW Owen Nolan, March 5, 2003.
- Acquired D Kyle McLaren and a fourth selection round in the 2004 NHL Entry Draft from Boston in exchange for G Jeff Hackett and D Jeff Jillson. (Hackett previously acquired from Montreal in exchange for RW Niklas Sundstrom and a third round selection in the 2004 NHL Entry Draft), Jan. 23, 2003.
- Acquired D Dan McGillis from Philadelphia in exchange for D Marcus Ragnarsson, Dec. 6, 2002.
- Named Ron Wilson head coach and Tim Hunter and Rob Zettler assistant coaches, Dec. 4, 2002.
- Head Coach Darryl Sutter and Assistant Coaches Rich Preston and Lorne Molleken relieved of their duties, Dec. 1, 2002.

## PACIFIC DIVISION

|                  | GP | W  | L  | T  | OTL | GF  | GA  | PTS |
|------------------|----|----|----|----|-----|-----|-----|-----|
| DALLAS (1)       | 82 | 46 | 17 | 15 | 4   | 245 | 169 | 111 |
| ANAHEIM (7)      | 82 | 40 | 27 | 9  | 6   | 203 | 193 | 95  |
| LOS ANGELES (10) | 82 | 33 | 37 | 6  | 6   | 203 | 221 | 78  |
| PHOENIX (11)     | 82 | 31 | 35 | 11 | 5   | 204 | 230 | 78  |
| SAN JOSE (14)    | 82 | 28 | 37 | 9  | 8   | 214 | 239 | 73  |

## FINAL STATISTICS

| P | NO | PLAYER             | GP | G  | A  | PTS | PIM |
|---|----|--------------------|----|----|----|-----|-----|
| R | 8  | TEEMU SELANNE      | 82 | 28 | 36 | 64  | 30  |
| C | 25 | V. DAMPHOUSSE      | 82 | 23 | 38 | 61  | 66  |
| C | 12 | PATRICK MARLEAU    | 82 | 28 | 29 | 57  | 33  |
| D | 19 | MARCUS RAGNARSSON  | 82 | 28 | 48 | 16  | 64  |
| R | 11 | & OWEN NOLAN       | 61 | 22 | 20 | 42  | 91  |
| C | 18 | MIKE RICCI         | 75 | 11 | 23 | 34  | 53  |
| D | 2  | MIKE RATHJE        | 82 | 7  | 22 | 29  | 48  |
| C | 10 | A. MCCAULEY        | 64 | 6  | 9  | 15  | 16  |
|   |    | (TOR)              | 16 | 3  | 7  | 10  | 4   |
|   |    | (SJ)               | 80 | 9  | 16 | 25  | 20  |
|   |    | (TL)               | 81 | 3  | 19 | 22  | 61  |
| D | 22 | SCOTT HANNAN       | 41 | 9  | 12 | 21  | 41  |
| L | 17 | SCOTT THORNTON     | 43 | 1  | 19 | 20  | 33  |
| R | 13 | TODD HARVEY        | 76 | 3  | 16 | 19  | 74  |
| L | 9  | ADAM GRAVES        | 82 | 9  | 9  | 18  | 32  |
| C | 15 | W. PRIMEAU         | 70 | 5  | 11 | 16  | 55  |
|   |    | (PIT)              | 7  | 1  | 1  | 2   | 0   |
|   |    | (SJ)               | 77 | 6  | 12 | 18  | 55  |
|   |    | (TL)               | 77 | 6  | 12 | 18  | 55  |
| R | 14 | *JONATHAN CHEECHOO | 66 | 9  | 7  | 16  | 39  |
| D | 3  | & DAN MCGILLIS     | 37 | 3  | 13 | 16  | 30  |
| C | 16 | MARK SMITH         | 75 | 4  | 11 | 15  | 64  |
| D | 7  | BRAD STUART        | 36 | 4  | 10 | 14  | 46  |
| R | 23 | *NIKO DIMITRAKOS   | 21 | 6  | 7  | 13  | 3   |
| R | 24 | & N. SUNDBOSTROM   | 47 | 2  | 10 | 12  | 22  |
| D | 27 | & BRYAN MARCHMENT  | 67 | 2  | 9  | 11  | 108 |
| D | 4  | KYLE McLAREN       | 33 | 0  | 7  | 8   | 30  |
| D | 10 | *M. RAGNARSSON     | 25 | 1  | 7  | 8   | 30  |
| D | 5  | & JEFF JILLSON     | 26 | 0  | 6  | 9   | 9   |
| R | 28 | & MATT BRADLEY     | 46 | 2  | 3  | 5   | 37  |
| L | 26 | *LYNN LOYNS        | 19 | 3  | 0  | 3   | 19  |
| R | 46 | *M. ZALESAK        | 10 | 1  | 2  | 3   | 22  |
| D | 38 | *ROB DAVISON       | 15 | 1  | 2  | 3   | 22  |
| C | 41 | *RYAN KRAFT        | 7  | 0  | 1  | 1   | 0   |
| C | 23 | & SHAWN HEINS      | 20 | 0  | 1  | 1   | 9   |
| L | 49 | *CHAD WISEMAN      | 4  | 0  | 0  | 0   | 4   |
| D | 4  | JOHN JAKOPIN       | 12 | 0  | 0  | 0   | 11  |
| D | 53 | *JESSE FIBIGER     | 16 | 0  | 0  | 0   | 2   |
| G | 20 | EVGENI NABOKOV     | 55 | 0  | 0  | 0   | 10  |
| G | 29 | *VESA TOSKALA      | 11 | 0  | 0  | 0   | 0   |
| G | 37 | *MIKKA KIPRUSOFF   | 22 | 0  | 0  | 0   | 0   |

## GOALTENDERS

| NO            | GOALTENDER    | GP        | MIN         | AVG         | W         | L         | T        | EN       | SO       | GA         | SA          | SV %        | G        | A        | PIM       |
|---------------|---------------|-----------|-------------|-------------|-----------|-----------|----------|----------|----------|------------|-------------|-------------|----------|----------|-----------|
| 29            | *VESA TOSKALA | 11        | 537         | 2.35        | 4         | 3         | 1        | 1        | 1        | 21         | 287         | .927        | 0        | 0        | 0         |
| 20            | E. NABOKOV    | 55        | 3227        | 2.71        | 19        | 28        | 8        | 5        | 3        | 146        | 1561        | .906        | 0        | 0        | 10        |
| 37            | *M. KIPRUSOFF | 22        | 1199        | 3.25        | 5         | 14        | 0        | 1        | 1        | 65         | 537         | .879        | 0        | 0        | 0         |
| <b>TOTALS</b> |               | <b>82</b> | <b>4996</b> | <b>2.87</b> | <b>28</b> | <b>44</b> | <b>9</b> | <b>7</b> | <b>5</b> | <b>239</b> | <b>2392</b> | <b>.900</b> | <b>0</b> | <b>0</b> | <b>10</b> |

KEY: \* — rookie & — traded \*\* — includes OTL

## GAME-BY-GAME RESULTS

| GA | DATE  | OPPONENT       | RESULT | RECORD  |
|----|-------|----------------|--------|---------|
| 1  | 10/10 | DETROIT        | 3-6 L  | 0-1-0   |
| 2  | 10/12 | VANCOUVER      | 3-5 L  | 0-2-0   |
| 3  | 10/17 | EDMONTON       | 4-3 W  | 1-2-0   |
| 4  | 10/19 | COLORADO       | 1-3 L  | 1-3-0   |
| 5  | 10/21 | VANCOUVER      | 2-5 L  | 1-4-0   |
| 6  | 10/24 | @ NASHVILLE    | 2-1 W  | 2-4-0   |
| 7  | 10/25 | @ COLUMBUS     | 5-4 W  | 3-4-0   |
| 8  | 10/27 | @ CHICAGO      | 2-3 L  | 3-5-0   |
| 9  | 10/29 | @ DETROIT      | 2-3 L  | 3-6-0   |
| 10 | 10/31 | @ MINNESOTA    | 1-2 0* | 3-6-1   |
| 11 | 11/03 | @ ANAHEIM      | 4-3 W  | 4-6-1   |
| 12 | 11/05 | LOS ANGELES    | 5-2 W  | 5-6-1   |
| 13 | 11/07 | NASHVILLE      | 2-2 T  | 5-6-1   |
| 14 | 11/09 | MINNESOTA      | 2-4 L  | 5-7-1   |
| 15 | 11/11 | N.Y. RANGERS   | 4-5 L  | 5-8-1   |
| 16 | 11/13 | @ ATLANTA      | 2-3 0* | 5-8-1   |
| 17 | 11/15 | @ TAMPA BAY    | 2-4 L  | 5-9-1   |
| 18 | 11/16 | @ FLORIDA      | 7-3 W  | 6-9-1   |
| 19 | 11/19 | @ WASHINGTON   | 3-2 W  | 7-9-1   |
| 20 | 11/21 | @ PHILADELPHIA | 2-2 T  | 7-9-2   |
| 21 | 11/23 | @ PITTSBURGH   | 1-4 L  | 7-10-2  |
| 22 | 11/25 | @ ST. LOUIS    | 4-1 W  | 8-10-2  |
| 23 | 11/27 | @ NASHVILLE    | 2-4 L  | 8-11-2  |
| 24 | 11/30 | PHOENIX        | 2-3 L  | 8-12-2  |
| 25 | 12/03 | @ PHOENIX      | 3-2 W* | 9-12-2  |
| 26 | 12/06 | COLUMBUS       | 3-2 W  | 10-12-2 |
| 27 | 12/07 | NASHVILLE      | 2-4 L  | 10-13-2 |
| 28 | 12/12 | PITTSBURGH     | 5-2 W  | 11-13-2 |
| 29 | 12/14 | WASHINGTON     | 2-0 W  | 12-13-2 |
| 30 | 12/16 | @ N.Y. RANGERS | 1-2 0* | 12-13-3 |
| 31 | 12/17 | @ MONTREAL     | 3-1 W  | 13-13-3 |
| 32 | 12/19 | @ OTTAWA       | 3-9 L  | 13-14-3 |
| 33 | 12/21 | @ TORONTO      | 3-3 T  | 13-14-3 |
| 34 | 12/23 | @ BOSTON       | 2-5 L  | 13-15-3 |
| 35 | 12/26 | ANAHEIM        | 4-1 W  | 14-15-3 |
| 36 | 12/28 | CHICAGO        | 3-3 T  | 14-15-4 |
| 37 | 12/30 | PHILADELPHIA   | 2-1 W  | 15-15-4 |
| 38 | 1/02  | DALLAS         | 1-3 L  | 15-16-4 |
| 39 | 1/04  | COLORADO       | 1-6 L  | 15-17-4 |
| 40 | 1/06  | EDMONTON       | 5-5 T  | 15-17-5 |
| 41 | 1/09  | ST. LOUIS      | 1-4 L  | 15-18-5 |
| 42 | 1/11  | VANCOUVER      | 3-0 W  | 16-18-5 |
| 43 | 1/13  | @ LOS ANGELES  | 2-3 0* | 16-18-5 |
| 44 | 1/16  | BUFFALO        | 2-2 T  | 16-18-6 |
| 45 | 1/18  | DALLAS         | 1-3 L  | 16-19-6 |
| 46 | 1/20  | @ PHOENIX      | 1-3 L  | 16-20-6 |
| 47 | 1/22  | NEW JERSEY     | 4-5 0* | 16-20-6 |
| 48 | 1/25  | MINNESOTA      | 4-1 W  | 17-20-6 |
| 49 | 1/27  | @ LOS ANGELES  | 3-0 W  | 18-20-6 |
| 50 | 1/28  | LOS ANGELES    | 3-1 W  | 19-20-6 |
| 51 | 1/30  | ANAHEIM        | 3-4 L  | 19-21-6 |
| 52 | 2/05  | CAROLINA       | 6-2 W  | 20-21-6 |
| 53 | 2/07  | @ MINNESOTA    | 3-4 L  | 20-22-6 |
| 54 | 2/08  | @ ST. LOUIS    | 1-4 L  | 20-23-6 |
| 55 | 2/10  | @ DETROIT      | 4-5 L  | 20-24-6 |
| 56 | 2/12  | @ COLUMBUS     | 0-1 L  | 20-25-6 |
| 57 | 2/14  | @ CHICAGO      | 4-2 W  | 21-25-6 |
| 58 | 2/16  | @ DALLAS       | 1-3 L  | 21-26-6 |
| 59 | 2/17  | @ LOS ANGELES  | 2-3 L  | 21-27-6 |
| 60 | 2/19  | N.Y. ISLANDERS | 0-3 L  | 21-28-6 |
| 61 | 2/21  | COLUMBUS       | 6-0 W  | 22-28-6 |
| 62 | 2/24  | CALGARY        | 5-2 W  | 23-28-6 |
| 63 | 2/27  | @ VANCOUVER    | 3-2 W  | 24-28-6 |
| 64 | 3/01  | @ CALGARY      | 3-4 L  | 24-29-6 |
| 65 | 3/04  | @ EDMONTON     | 1-2 L  | 24-30-6 |
| 66 | 3/06  | MONTREAL       | 4-3 W* | 25-30-6 |
| 67 | 3/08  | @ PHOENIX      | 4-6 W  | 25-31-6 |
| 68 | 3/09  | @ DALLAS       | 0-3 L  | 25-32-6 |
| 69 | 3/11  | ST. LOUIS      | 2-4 L  | 25-33-6 |
| 70 | 3/13  | @ ANAHEIM      | 2-3 0* | 25-33-6 |
| 71 | 3/15  | CALGARY        | 3-2 W  | 26-33-6 |
| 72 | 3/17  | CHICAGO        | 2-3 0* | 26-33-7 |
| 73 | 3/20  | @ COLORADO     | 0-2 L  | 26-34-7 |
| 74 | 3/21  | BOSTON         | 3-2 W  | 27-34-7 |
| 75 | 3/22  | ANAHEIM        | 3-3 0* | 27-34-8 |
| 76 | 3/24  | TAMPA BAY      | 1-4 L  | 27-35-8 |
| 77 | 3/27  | DETROIT        | 3-0 W  | 28-35-8 |
| 78 | 3/29  | DALLAS         | 3-4 L  | 28-36-8 |
| 79 | 3/31  | @ COLORADO     | 1-3 L  | 28-37-8 |
| 80 | 4/02  | @ CALGARY      | 2-2 T  | 28-37-8 |
| 81 | 4/03  | @ EDMONTON     | 3-3 T  | 28-37-8 |
| 82 | 4/06  | PHOENIX        | 3-3 T  | 28-37-9 |

\* — OVERTIME

# 2001-02 SEASON REVIEW

## SEASON HIGHLIGHTS

- San Jose becomes just the second team in NHL history (N.Y. Islanders) to post six consecutive seasons of point improvement.
- The Sharks make the Stanley Cup Playoffs for a franchise-record sixth consecutive season.
- The Sharks win their first Pacific Division title, posting franchise records in wins (44) and points (99).
- The Sharks narrowly miss advancing to the Western Conference Finals, losing consecutive one-goal matches in Games Six and Seven to the Colorado Avalanche in the Western Conference Semifinals. The Sharks defeated the Phoenix Coyotes in the Western Conference Quarterfinals, 4-1.
- **RW Owen Nolan** becomes the Sharks all-time points leader with his 351st point as a Shark.
- The Sharks set a franchise record with a 10-game unbeaten streak (9-0-1-0) from Nov. 27–Dec. 19.
- The Sharks set a franchise record with a six-game road win streak (Dec. 6–19).
- **G Evgeni Nabokov** sets franchise records in all-time wins (58), single-season wins (37), all-time shutouts (11) single-season shutouts (seven) and became the seventh NHL goaltender (first European-born NHL goaltender) to score a goal.
- The Sharks tie a franchise record by scoring 10 goals on March 30 vs. Columbus — the most ever at home.

## MAJOR TRANSACTIONS

- Acquired LW **Adam Graves**, D **Rich Pilon** and future considerations from the N.Y. Rangers in exchange for RW Mikael Samuelsson, D Christian Gosselin and a seventh round selection in the 2002 NHL Entry Draft, June 24, 2001.

## PACIFIC DIVISION

|                     | GP        | W         | L         | T        | OTL      | GF         | GA         | PTS       |
|---------------------|-----------|-----------|-----------|----------|----------|------------|------------|-----------|
| <b>SAN JOSE (3)</b> | <b>82</b> | <b>44</b> | <b>27</b> | <b>8</b> | <b>3</b> | <b>248</b> | <b>199</b> | <b>99</b> |
| PHOENIX (6)         | 82        | 40        | 27        | 9        | 6        | 228        | 210        | 95        |
| LOS ANGELES (7)     | 82        | 40        | 27        | 11       | 4        | 214        | 190        | 95        |
| DALLAS (10)         | 82        | 36        | 28        | 13       | 5        | 215        | 213        | 90        |
| ANAHEIM (13)        | 82        | 29        | 42        | 8        | 3        | 175        | 198        | 69        |

## FINAL STATISTICS

| P | NO | PLAYER             | GP | G  | A  | PTS | PIM |
|---|----|--------------------|----|----|----|-----|-----|
| R | 11 | OWEN NOLAN         | 75 | 23 | 43 | 66  | 93  |
| C | 25 | VINCENT DAMPHOUSSE | 82 | 20 | 38 | 58  | 60  |
| R | 8  | TEEMU SELANNE      | 82 | 29 | 25 | 54  | 40  |
| C | 18 | MIKE RICCI         | 79 | 19 | 34 | 53  | 44  |
| C | 12 | PATRICK MARLEAU    | 79 | 21 | 23 | 44  | 40  |
| L | 17 | SCOTT THORNTON     | 77 | 26 | 16 | 42  | 116 |
| L | 19 | MARCO STURM        | 77 | 21 | 20 | 41  | 32  |
| R | 24 | NIKLAS SUNDBROM    | 73 | 9  | 30 | 39  | 50  |
| D | 20 | GARY SUTER         | 82 | 6  | 27 | 33  | 57  |
| L | 9  | ADAM GRAVES        | 81 | 17 | 14 | 31  | 51  |
| D | 7  | BRAD STUART        | 82 | 6  | 23 | 29  | 39  |
| R | 28 | *MATT BRADLEY      | 54 | 9  | 13 | 22  | 43  |
| R | 13 | TODD HARVEY        | 69 | 9  | 13 | 22  | 73  |
| D | 27 | BRYAN MARCHMENT    | 72 | 2  | 20 | 22  | 178 |
| D | 10 | MARCUS RAGNARSSON  | 70 | 5  | 15 | 20  | 44  |
| D | 5  | *JEFF JILLSON      | 48 | 5  | 13 | 18  | 29  |
| D | 2  | MIKE RATHJE        | 52 | 5  | 12 | 17  | 48  |
| D | 22 | SCOTT HANNAN       | 75 | 2  | 12 | 14  | 57  |
| L | 32 | STEPHANE MATTEAU   | 55 | 7  | 4  | 11  | 15  |
| R | 15 | ALEXANDER KOROLYUK | 42 | 3  | 7  | 10  | 14  |
| C | 16 | MARK SMITH         | 39 | 3  | 3  | 6   | 72  |
| G | 35 | EVGENI NABOKOV     | 67 | 1  | 3  | 4   | 14  |
| D | 23 | SHAWN HEINS        | 17 | 0  | 2  | 2   | 24  |
| D | 3  | STEVE BANCROFT     | 5  | 0  | 1  | 1   | 2   |
| G | 29 | *VESA TOSKALA      | 1  | 0  | 0  | 0   | 0   |
| R | 26 | MIKE CRAIG         | 2  | 0  | 0  | 0   | 2   |
| R | 50 | *HANNES HYVONEN    | 6  | 0  | 0  | 0   | 0   |
| G | 37 | *MIKKA KIPRUSOFF   | 20 | 0  | 0  | 0   | 4   |

\* — ROOKIE

## GAME-BY-GAME RESULTS

| GA | DATE  | OPPONENT         | RESULT | RECORD    |
|----|-------|------------------|--------|-----------|
| 1  | 10/4  | DETROIT          | 3-4 L* | 0-0-0-1   |
| 2  | 10/6  | MINNESOTA        | 0-0 T  | 0-0-1-1   |
| 3  | 10/11 | TAMPA BAY        | 4-3 W  | 1-0-1-1   |
| 4  | 10/13 | BOSTON           | 3-2 W  | 2-0-1-1   |
| 5  | 10/16 | @ MINNESOTA      | 3-3 T  | 2-0-2-1   |
| 6  | 10/18 | @ NEW JERSEY     | 1-6 L  | 2-1-2-1   |
| 7  | 10/20 | @ N.Y. ISLANDERS | 2-2 T  | 2-1-3-1   |
| 8  | 10/22 | @ N.Y. RANGERS   | 5-1 W  | 3-1-3-1   |
| 9  | 10/23 | @ BUFFALO        | 1-4 L  | 3-2-3-1   |
| 10 | 10/25 | @ CHICAGO        | 2-4 L  | 3-3-3-1   |
| 11 | 10/27 | COLUMBUS         | 2-0 W  | 4-3-3-1   |
| 12 | 10/31 | @ ANAHEIM        | 4-2 W  | 5-3-3-1   |
| 13 | 11/1  | ATLANTA          | 5-2 W  | 6-3-3-1   |
| 14 | 11/3  | VANCOUVER        | 5-1 W  | 7-3-3-1   |
| 15 | 11/6  | @ ST. LOUIS      | 4-1 W  | 8-3-3-1   |
| 16 | 11/7  | @ DALLAS         | 2-2 T  | 8-3-4-1   |
| 17 | 11/9  | @ CAROLINA       | 2-3 L  | 8-4-4-1   |
| 18 | 11/11 | @ CHICAGO        | 2-3 L* | 8-4-4-2   |
| 19 | 11/14 | @ ANAHEIM        | 4-2 W  | 9-4-4-2   |
| 20 | 11/15 | @ PHOENIX        | 3-5 L  | 9-5-4-2   |
| 21 | 11/17 | DALLAS           | 2-3 L* | 9-5-4-3   |
| 22 | 11/21 | MINNESOTA        | 0-2 L  | 9-6-4-3   |
| 23 | 11/24 | @ LOS ANGELES    | 1-3 L  | 9-7-4-3   |
| 24 | 11/27 | NASHVILLE        | 3-2 W  | 10-7-4-3  |
| 25 | 11/29 | PITTSBURGH       | 5-0 W  | 11-7-4-3  |
| 26 | 11/30 | @ ANAHEIM        | 5-2 W  | 12-7-4-3  |
| 27 | 12/4  | CALGARY          | 2-2 T  | 12-7-5-3  |
| 28 | 12/6  | @ CALGARY        | 3-1 W  | 13-7-5-3  |
| 29 | 12/8  | @ VANCOUVER      | 5-3 W  | 14-7-5-3  |
| 30 | 12/11 | EDMONTON         | 5-4 W* | 15-7-5-3  |
| 31 | 12/14 | @ COLORADO       | 3-0 W  | 16-7-5-3  |
| 32 | 12/17 | @ DALLAS         | 4-1 W  | 17-7-5-3  |
| 33 | 12/19 | @ ATLANTA        | 4-2 W  | 18-7-5-3  |
| 34 | 12/21 | @ DETROIT        | 0-3 L  | 18-8-5-3  |
| 35 | 12/23 | @ NASHVILLE      | 1-1 T  | 18-8-6-3  |
| 36 | 12/26 | ANAHEIM          | 1-2 L  | 18-9-6-3  |
| 37 | 12/28 | N.Y. RANGERS     | 3-5 L  | 18-10-6-3 |
| 38 | 12/30 | PHOENIX          | 2-4 L  | 18-11-6-3 |
| 39 | 1/2   | PHILADELPHIA     | 5-2 W  | 19-11-6-3 |
| 40 | 1/4   | PHOENIX          | 5-3 W  | 20-11-6-3 |
| 41 | 1/5   | FLORIDA          | 6-0 W  | 21-11-6-3 |
| 42 | 1/8   | ST. LOUIS        | 2-6 L  | 21-12-6-3 |
| 43 | 1/9   | @ PHOENIX        | 6-5 W  | 22-12-6-3 |
| 44 | 1/12  | LOS ANGELES      | 2-3 L  | 22-13-6-3 |
| 45 | 1/15  | @ COLORADO       | 1-0 W* | 23-13-6-3 |
| 46 | 1/17  | N.Y. ISLANDERS   | 3-2 W  | 24-13-6-3 |
| 47 | 1/19  | COLORADO         | 1-3 L  | 24-14-6-3 |
| 48 | 1/21  | EDMONTON         | 4-3 W  | 25-14-6-3 |
| 49 | 1/23  | @ DETROIT        | 2-2 T  | 25-14-7-3 |
| 50 | 1/24  | @ COLUMBUS       | 2-6 L  | 25-15-7-3 |
| 51 | 1/27  | @ MONTREAL       | 1-3 L  | 25-16-7-3 |
| 52 | 1/29  | @ TORONTO        | 3-4 L  | 25-17-7-3 |
| 53 | 1/30  | @ PITTSBURGH     | 6-3 W  | 26-17-7-3 |
| 54 | 2/8   | CALGARY          | 2-0 W  | 27-17-7-3 |
| 55 | 2/8   | CHICAGO          | 4-2 W  | 28-17-7-3 |
| 56 | 2/10  | CAROLINA         | 4-0 W  | 29-17-7-3 |
| 57 | 2/12  | @ EDMONTON       | 3-2 W  | 30-17-7-3 |
| 58 | 2/16  | @ NASHVILLE      | 5-1 W  | 31-17-7-3 |
| 59 | 2/28  | @ WASHINGTON     | 5-2 W  | 32-17-7-3 |
| 60 | 3/1   | @ TAMPA BAY      | 2-4 L  | 32-18-7-3 |
| 61 | 3/3   | @ DALLAS         | 1-4 L  | 32-19-7-3 |
| 62 | 3/5   | NASHVILLE        | 0-2 L  | 32-20-7-3 |
| 63 | 3/7   | OTTAWA           | 5-2 W  | 33-20-7-3 |
| 64 | 3/9   | VANCOUVER        | 2-0 W  | 34-20-7-3 |
| 65 | 3/10  | @ VANCOUVER      | 7-4 W  | 35-20-7-3 |
| 66 | 3/13  | ST. LOUIS        | 0-2 L  | 35-21-7-3 |
| 67 | 3/15  | WASHINGTON       | 5-4 W  | 36-21-7-3 |
| 68 | 3/16  | CHICAGO          | 2-2 T  | 36-21-8-3 |
| 69 | 3/18  | LOS ANGELES      | 2-3 L  | 36-22-8-3 |
| 70 | 3/20  | @ EDMONTON       | 1-2 L  | 36-23-8-3 |
| 71 | 3/21  | @ CALGARY        | 4-1 W  | 37-23-8-3 |
| 72 | 3/23  | @ LOS ANGELES    | 0-3 L  | 37-24-8-3 |
| 73 | 3/26  | DALLAS           | 3-2 W  | 38-24-8-3 |
| 74 | 3/28  | COLORADO         | 2-3 L  | 38-25-8-3 |
| 75 | 3/30  | COLUMBUS         | 10-2 W | 39-25-8-3 |
| 76 | 4/2   | ANAHEIM          | 3-1 W  | 40-25-8-3 |
| 77 | 4/4   | PHOENIX          | 5-2 W  | 41-25-8-3 |
| 78 | 4/6   | DETROIT          | 6-3 W  | 42-25-8-3 |
| 79 | 4/8   | @ MINNESOTA      | 1-3 L  | 42-26-8-3 |
| 80 | 4/10  | @ COLUMBUS       | 5-3 W  | 43-26-8-3 |
| 81 | 4/11  | @ ST. LOUIS      | 1-4 L  | 43-27-8-3 |
| 82 | 4/13  | LOS ANGELES      | 3-1 W  | 44-27-8-3 |

\* — OVERTIME

## GOALTENDERS

| NO | GOALTENDER       | GP | MIN  | AVG  | W  | L    | T | EN | SO | GA  | SA   | SV%   | G | A | PIM |
|----|------------------|----|------|------|----|------|---|----|----|-----|------|-------|---|---|-----|
| 35 | *VESA TOSKALA    | 1  | 10   | 0.00 | 0  | 0    | 0 | 0  | 0  | 0   | 2    | 1.000 | 0 | 0 | 0   |
| 20 | EVGENI NABOKOV   | 67 | 3901 | 2.29 | 37 | 24   | 5 | 5  | 2  | 149 | 1818 | .918  | 1 | 3 | 14  |
| 37 | *MIKKA KIPRUSOFF | 20 | 1037 | 2.49 | 7  | 6    | 3 | 2  | 2  | 43  | 508  | .915  | 0 | 0 | 0   |
| ** | TOTALS           | 82 | 4973 | 2.40 | 44 | **30 | 8 | 7  | 9  | 199 | 2335 | .915  | 1 | 3 | 18  |

\*\* — includes OTL



# 2000-01 SEASON REVIEW



## SEASON HIGHLIGHTS

- The Sharks advanced to the Stanley Cup Playoffs for a franchise-record fourth consecutive season and became just the fifth franchise in NHL history to improve its point total for the fifth consecutive season, setting franchise records for wins (40) and points (95).
- The Sharks finished with the sixth-best road record in the NHL (fourth-best in the Western Conference) and set a franchise record with a 10-game unbeaten streak on the road.
- **G Evgeni Nabokov** received the Calder Memorial Trophy as the NHL's Rookie of the Year. "Nabby" set new franchise records for wins (32), goals-against-average (2.19) and shutouts (six) en route to being named the "Sharks Player of the Year" and the PlayStation "Sharks Rookie of the Year." He was named to the NHL's 2001 World All-Star Team, NHL Rookie of the Month for November and December and "Sharks Player of the Month" for October and December. He's also the first NHL goaltender to reach 20 victories on the season.
- **C Vincent Damphousse** became the 58th NHL player to score 1,000 points when he assists on **LW Marco Sturm's** goal on Oct. 14 vs. Boston.
- **D Gary Suter** became the 153rd NHL player to appear in 1,000 games on Oct. 25 at Columbus. He also scored San Jose's first goal in a 3-1 win.

## MAJOR TRANSACTIONS

- Acquired **D Jeff Norton** from the Pittsburgh Penguins in exchange for **D Bobby Dollas** and **G Johan Hedberg**, March 12, 2001.
- Acquired **LW Bill Lindsay** from the Calgary Flames in exchange for an eighth round pick (233rd overall, previously acquired from Minnesota) in the 2001 NHL Entry Draft, March 6, 2001.
- Acquired **RW Teemu Selanne** from Anaheim in exchange for **LW Jeff Friesen**, **G Steve Shields** and a second round selection (36th overall) in the 2003 NHL Entry Draft, March 3, 2001.
- Signed free agent **D Bobby Dollas**, Nov. 4, 2000.
- Signed **LW/C Scott Thornton** as a free agent, July 1, 2000.

## PACIFIC DIVISION

|                     | GP        | W         | L         | T         | OTL      | GF         | GA         | PTS       |
|---------------------|-----------|-----------|-----------|-----------|----------|------------|------------|-----------|
| DALLAS (3)          | 82        | 48        | 24        | 8         | 2        | 241        | 187        | 106       |
| <b>SAN JOSE (5)</b> | <b>82</b> | <b>40</b> | <b>27</b> | <b>12</b> | <b>3</b> | <b>217</b> | <b>192</b> | <b>95</b> |
| LOS ANGELES (7)     | 82        | 38        | 28        | 13        | 3        | 252        | 228        | 92        |
| PHOENIX (9)         | 82        | 35        | 27        | 17        | 3        | 214        | 212        | 90        |
| ANAHEIM (15)        | 82        | 25        | 41        | 11        | 5        | 188        | 245        | 66        |

## FINAL STATISTICS

| P | NO | PLAYER                      | GP | G  | A  | PTS | PIM |
|---|----|-----------------------------|----|----|----|-----|-----|
| R | 8  | TEEMU SELANNE (ANA)<br>(SJ) | 61 | 26 | 33 | 59  | 36  |
|   |    | (TOTAL)                     | 72 | 7  | 6  | 13  | 0   |
| C | 14 | PATRICK MARLEAU             | 81 | 25 | 27 | 52  | 22  |
| R | 11 | OWEN NOLAN                  | 57 | 24 | 25 | 49  | 75  |
| R | 24 | NIKLAS SUNDSTROM            | 82 | 10 | 39 | 49  | 28  |
| C | 25 | VINCENT DAMPHOUSSE          | 45 | 9  | 37 | 46  | 62  |
| C | 18 | MIKE RICCI                  | 81 | 22 | 22 | 44  | 60  |
| L | 17 | SCOTT THORNTON              | 73 | 19 | 17 | 36  | 114 |
| L | 39 | &JEFF FRIESEN               | 64 | 12 | 24 | 36  | 56  |
| D | 20 | GARY SUTER                  | 68 | 10 | 24 | 34  | 84  |
| L | 19 | MARCO STURM                 | 81 | 14 | 18 | 32  | 28  |
| L | 32 | STEPHANE MATTEAU            | 80 | 13 | 19 | 32  | 52  |
| L | 15 | ALEXANDER KOROLYUK          | 70 | 12 | 13 | 25  | 41  |
| D | 7  | BRAD STUART                 | 77 | 5  | 18 | 23  | 56  |
| R | 9  | TODD HARVEY                 | 69 | 10 | 11 | 21  | 72  |
| D | 27 | BRYAN MARCHMENT             | 75 | 7  | 11 | 18  | 204 |
| D | 22 | SCOTT HANMAN                | 75 | 3  | 14 | 17  | 51  |
| D | 10 | MARCUS RAGNARSSON           | 68 | 3  | 12 | 15  | 44  |
| L | 12 | BILL LINDSAY (CGY)<br>(SJ)  | 52 | 1  | 9  | 10  | 97  |
|   |    | (TOTAL)                     | 68 | 1  | 4  | 4   | 29  |
| D | 5  | JEFF NORTON (PIT)<br>(SJ)   | 32 | 2  | 10 | 12  | 20  |
|   |    | (TOTAL)                     | 42 | 2  | 11 | 13  | 28  |
| D | 40 | MIKE RATHJE                 | 81 | 0  | 11 | 11  | 48  |
| R | 21 | TONY GRANATO                | 60 | 4  | 5  | 9   | 65  |
| D | 23 | SHAWN HEINS                 | 38 | 3  | 4  | 7   | 57  |
| C | 26 | JIM MONTGOMERY              | 28 | 1  | 6  | 7   | 19  |
| C | 16 | *MARK SMITH                 | 42 | 2  | 2  | 4   | 51  |
| D | 2  | &BOBBY DOLLAS               | 16 | 1  | 1  | 2   | 14  |
| R | 44 | *MATT BRADLEY               | 21 | 1  | 1  | 2   | 19  |
| G | 35 | *EVGENI NABOKOV             | 66 | 0  | 2  | 2   | 8   |
| L | 29 | PAUL KRUSE                  | 1  | 0  | 0  | 0   | 5   |
| C | 28 | *MIKKA KIPRUSOFF            | 4  | 0  | 0  | 0   | 0   |
| G | 34 | *MIKKA KIPRUSOFF            | 5  | 0  | 0  | 0   | 0   |
| G | 31 | &STEVE SHIELDS              | 21 | 0  | 0  | 0   | 2   |

## GAME-BY-GAME RESULTS

| GA | DATE  | OPPONENT       | RESULT | RECORD   |
|----|-------|----------------|--------|----------|
| 1  | 10/06 | ST. LOUIS      | 1-4 L  | 0-1-0    |
| 2  | 10/12 | PHOENIX        | 2-1 W  | 1-1-0    |
| 3  | 10/14 | BOSTON         | 5-2 W  | 2-1-0    |
| 4  | 10/18 | @ DALLAS       | 1-2 L  | 2-2-0    |
| 5  | 10/20 | @ MINNESOTA    | 3-1 W  | 3-2-0    |
| 6  | 10/21 | @ NASHVILLE    | 5-3 W  | 4-2-0    |
| 7  | 10/24 | @ CAROLINA     | 3-2 W  | 5-2-0    |
| 8  | 10/25 | @ COLUMBUS     | 3-1 W  | 6-2-0    |
| 9  | 10/28 | ATLANTA        | 2-2 T  | 6-2-1    |
| 10 | 11/01 | PITTSBURGH     | 3-2 W  | 7-2-1    |
| 11 | 11/04 | CAROLINA       | 4-1 W  | 8-2-1    |
| 12 | 11/05 | @ VANCOUVER    | 2-2 T  | 8-2-2    |
| 13 | 11/08 | @ CHICAGO      | 3-2 W* | 9-2-2    |
| 14 | 11/09 | @ COLUMBUS     | 2-5 L  | 9-3-2    |
| 15 | 11/11 | @ NY ISLANDERS | 4-0 W  | 10-3-2   |
| 16 | 11/14 | @ NEW JERSEY   | 3-2 W  | 11-3-2   |
| 17 | 11/15 | @ DETROIT      | 1-4 L  | 11-4-2   |
| 18 | 11/18 | NY ISLANDERS   | 5-3 W  | 12-4-2   |
| 19 | 11/22 | CHICAGO        | 4-1 W  | 13-4-2   |
| 20 | 11/25 | NEW JERSEY     | 2-3 L  | 13-5-2   |
| 21 | 11/28 | MINNESOTA      | 1-4 L  | 14-5-2   |
| 22 | 11/30 | ANAHEIM        | 3-2 W* | 15-5-2   |
| 23 | 12/03 | @ EDMONTON     | 3-1 T  | 15-5-3   |
| 24 | 12/04 | @ CALGARY      | 8-0 W  | 16-5-3   |
| 25 | 12/06 | DALLAS         | 2-2 T  | 16-5-4   |
| 26 | 12/08 | VANCOUVER      | 1-6 L  | 16-6-4   |
| 27 | 12/12 | NY RANGERS     | 3-2 W  | 17-6-4   |
| 28 | 12/14 | EDMONTON       | 2-1 W  | 18-6-4   |
| 29 | 12/16 | @ PHOENIX      | 2-1 W* | 19-6-4   |
| 30 | 12/18 | @ WASHINGTON   | 5-3 W  | 20-6-4   |
| 31 | 12/20 | @ DETROIT      | 2-0 W  | 21-6-4   |
| 32 | 12/21 | @ PHILADELPHIA | 3-4 L  | 21-7-4   |
| 33 | 12/23 | @ BUFFALO      | 2-5 L  | 21-8-4   |
| 34 | 12/26 | @ LOS ANGELES  | 2-1 W  | 22-8-4   |
| 35 | 12/28 | EDMONTON       | 2-2 T  | 22-8-5   |
| 36 | 12/30 | VANCOUVER      | 3-6 T  | 22-9-5   |
| 37 | 01/01 | @ PHOENIX      | 3-2 W  | 23-9-5   |
| 38 | 01/03 | CALGARY        | 3-10 L | 23-10-5  |
| 39 | 01/04 | @ COLORADO     | 2-2 T  | 23-10-6  |
| 40 | 01/06 | FLORIDA        | 3-1 W  | 24-10-6  |
| 41 | 01/09 | BUFFALO        | 2-1 W  | 25-10-6  |
| 42 | 01/11 | ST. LOUIS      | 6-3 W  | 26-10-6  |
| 43 | 01/13 | NASHVILLE      | 3-5 L  | 26-11-6  |
| 44 | 01/15 | DETROIT        | 2-3 L  | 26-12-6  |
| 45 | 01/17 | CALGARY        | 4-4 T  | 26-12-7  |
| 46 | 01/20 | COLORADO       | 1-2 L  | 26-13-7  |
| 47 | 01/22 | @ EDMONTON     | 2-2 T  | 26-13-8  |
| 48 | 01/24 | EDMONTON       | 6-1 W  | 27-13-8  |
| 49 | 01/26 | @ DALLAS       | 2-1 W  | 28-13-8  |
| 50 | 01/27 | @ ST. LOUIS    | 4-3 W* | 29-13-8  |
| 51 | 01/30 | COLORADO       | 1-3 L  | 29-14-8  |
| 52 | 02/01 | DALLAS         | 2-4 L  | 29-15-8  |
| 53 | 02/06 | @ CALGARY      | 1-1 T  | 29-15-9  |
| 54 | 02/08 | @ VANCOUVER    | 0-0 T  | 29-15-10 |
| 55 | 02/10 | CHICAGO        | 3-2 W* | 30-15-10 |
| 56 | 02/14 | @ CHICAGO      | 7-0 W  | 31-15-10 |
| 57 | 02/16 | @ NASHVILLE    | 2-0 W  | 32-15-10 |
| 58 | 02/18 | @ MINNESOTA    | 1-3 L  | 32-16-10 |
| 59 | 02/20 | COLUMBUS       | 3-2 W* | 33-16-10 |
| 60 | 02/21 | @ ANAHEIM      | 0-1 L  | 33-17-10 |
| 61 | 02/23 | ANAHEIM        | 3-1 W  | 34-17-10 |
| 62 | 02/26 | @ ST. LOUIS    | 2-7 L  | 34-18-10 |
| 63 | 02/28 | @ TORONTO      | 1-2 L  | 34-19-10 |
| 64 | 03/01 | @ OTTAWA       | 4-8 L  | 34-20-10 |
| 65 | 03/03 | @ BOSTON       | 2-3 L  | 34-21-10 |
| 66 | 03/06 | @ TAMPA BAY    | 1-2 L* | 34-21-10 |
| 67 | 03/07 | @ FLORIDA      | 3-3 T  | 34-21-11 |
| 68 | 03/10 | NASHVILLE      | 0-3 L  | 34-22-11 |
| 69 | 03/12 | MONTREAL       | 3-0 W  | 35-22-11 |
| 70 | 03/14 | LOS ANGELES    | 1-4 L  | 35-23-11 |
| 71 | 03/17 | @ LOS ANGELES  | 0-1 L  | 35-23-11 |
| 72 | 03/18 | DETROIT        | 4-6 L  | 35-24-11 |
| 73 | 03/20 | @ COLORADO     | 1-4 L  | 35-25-11 |
| 74 | 03/22 | OTTAWA         | 1-2 L  | 35-26-11 |
| 75 | 03/26 | @ LOS ANGELES  | 0-0 T  | 35-26-12 |
| 76 | 03/27 | LOS ANGELES    | 3-2 W* | 36-26-12 |
| 77 | 03/29 | ANAHEIM        | 7-4 W  | 37-26-12 |
| 78 | 03/31 | @ PHOENIX      | 1-3 L  | 37-27-12 |
| 79 | 04/02 | MINNESOTA      | 4-2 W  | 38-27-12 |
| 80 | 04/05 | PHOENIX        | 3-0 W  | 39-27-12 |
| 81 | 04/07 | DALLAS         | 4-5 L* | 39-27-12 |
| 82 | 04/08 | @ ANAHEIM      | 4-1 W  | 40-27-12 |

\* — OVERTIME

## GOALTENDERS

| NO | GOALTENDER     | GP        | MIN         | AVG         | W         | L           | T         | EN       | SO       | GA         | SA          | SV %        | G        | A        | PIM       |
|----|----------------|-----------|-------------|-------------|-----------|-------------|-----------|----------|----------|------------|-------------|-------------|----------|----------|-----------|
| 34 | *M. KIPRUSOFF  | 5         | 154         | 1.95        | 2         | 1           | 0         | 1        | 0        | 5          | 51          | .902        | 0        | 0        | 0         |
| 35 | *E. NABOKOV    | 66        | 3700        | 2.19        | 32        | 21          | 7         | 3        | 6        | 135        | 1582        | .915        | 0        | 2        | 8         |
| 31 | &STEVE SHIELDS | 21        | 1135        | 2.48        | 6         | 8           | 5         | 1        | 2        | 47         | 531         | .911        | 0        | 0        | 2         |
|    | <b>TOTALS</b>  | <b>82</b> | <b>5008</b> | <b>2.30</b> | <b>40</b> | <b>**30</b> | <b>12</b> | <b>5</b> | <b>9</b> | <b>192</b> | <b>2169</b> | <b>.911</b> | <b>0</b> | <b>2</b> | <b>10</b> |

NABOKOV and KIPRUSOFF shared a shutout vs. MTL on March 12, 2001 \* — ROOKIE; & — TRADED \*\* — includes OTL



# 1999-2000 SEASON REVIEW

## SEASON HIGHLIGHTS

- Sharks upset the President's Trophy-winning St. Louis Blues in the Stanley Cup Playoffs in seven games. The team improved its points total for the fourth consecutive season, setting a new franchise mark for points (87).
- Team sets a franchise record for winning percentage (.530).
- **RW Owen Nolan** and **LW Jeff Friesen** record the Sharks first dual hat trick game on Oct. 4, 1999 to defeat the Chicago Blackhawks, 7-1.
- **G Steve Shields** is named NHL Player of the Week for Oct. 11-17, posting a 3-0-0 record, .083 GAA and a .979 save percentage. He set the franchise record for scoreless streak by a goaltender at 141:46.
- **RW Owen Nolan** was named NHL Player of the Week for Dec. 6-12 with six points (4-2=6) and a plus-5 rating in three games. He would go on to set franchise records for most points (84), goals (44), and PP goals (18) and would finish fifth in voting for the Hart Trophy as the league's MVP.
- **D Brad Stuart** was named as a finalist (second) for the Calder Memorial Trophy. He is also named to the NHL's All-Rookie Team. **C Mike Ricci** was named as a finalist (third) for the Frank J. Selke Trophy.

## MAJOR TRANSACTIONS

- Named **Rich Preston** and **Cap Raeder** assistant coaches, June 24, 2000.
- To prevent the loss of **G Evgeni Nabokov** in the NHL Expansion Draft, the Sharks trade RW Jan Caloun, a ninth round selection in the 2000 NHL Entry Draft and future considerations to Columbus for future considerations and trade D Andy Sutton, a seventh round selection in 2000 and a third round selection in 2001 to Minnesota in exchange for an eighth round selection in 2001 and future considerations on June 12, 2000.
- Re-signed Head Coach **Darryl Sutter** on June 5, 2000.
- Acquired RW **Todd Harvey** and a fourth round selection in the 2001 NHL Entry Draft from the New York Rangers in exchange for RW Radek Dvorak (previously acquired from Florida in exchange for G Mike Vernon and a third round selection in the 2000 NHL Entry Draft) on Dec. 30, 1999.

## PACIFIC DIVISION

|                     | GP        | W         | L         | T         | OTL      | GF         | GA         | PTS       |
|---------------------|-----------|-----------|-----------|-----------|----------|------------|------------|-----------|
| DALLAS (2)          | 82        | 43        | 29        | 10        | 6        | 211        | 184        | 102       |
| LOS ANGELES (5)     | 82        | 39        | 31        | 12        | 4        | 245        | 228        | 94        |
| PHOENIX (6)         | 82        | 39        | 35        | 8         | 4        | 232        | 228        | 90        |
| <b>SAN JOSE (8)</b> | <b>82</b> | <b>35</b> | <b>37</b> | <b>10</b> | <b>7</b> | <b>225</b> | <b>214</b> | <b>87</b> |
| ANAHEIM (9)         | 82        | 34        | 36        | 12        | 3        | 217        | 227        | 83        |

## FINAL STATISTICS

| P | NO    | PLAYER             | GP          | G  | A  | PTS | PIM |
|---|-------|--------------------|-------------|----|----|-----|-----|
| R | 11    | OWEN NOLAN         | 78          | 44 | 40 | 84  | 110 |
| C | 25    | VINCENT DAMPHOUSSE | 82          | 21 | 49 | 70  | 58  |
| L | 39    | JEFF FRIESEN       | 82          | 26 | 35 | 61  | 47  |
| C | 18    | MIKE RICCI         | 82          | 20 | 24 | 44  | 60  |
| C | 14    | PATRICK MARLEAU    | 81          | 17 | 23 | 40  | 36  |
| R | 24    | NIKLAS SUNDSTROM   | 79          | 12 | 25 | 37  | 22  |
| D | 7     | *BRAD STUART       | 82          | 10 | 26 | 36  | 32  |
| R | 15    | ALEX KOROLYUK      | 57          | 14 | 21 | 35  | 35  |
| D | 20    | GARY SUTER         | 76          | 6  | 28 | 34  | 52  |
| D | 19    | MARCO STURM        | 74          | 12 | 15 | 27  | 22  |
| L | 32,37 | STEPHANE MATTEAU   | 69          | 12 | 12 | 24  | 61  |
| D | 5     | JEFF NORTON        | 62          | 0  | 20 | 20  | 49  |
| R | 9     | TODD HARVEY        | (S,J)<br>40 | 8  | 4  | 12  | 78  |
|   |       | (NVR)              | 31          | 3  | 3  | 6   | 62  |
|   |       | (TOTAL)            | 71          | 11 | 7  | 18  | 140 |
| D | 10    | M. RAGNARSSON      | 63          | 3  | 13 | 16  | 38  |
| D | 40    | MIKE RATHJE        | 66          | 2  | 14 | 16  | 31  |
| R | 21    | TONY GRANATO       | 48          | 6  | 7  | 13  | 39  |
| C | 12    | RON SUTTER         | 78          | 5  | 6  | 11  | 34  |
| R | 22    | RONNIE STERN       | 67          | 4  | 5  | 9   | 151 |
| L | 26    | DAVE LOWRY         | 32          | 1  | 4  | 5   | 18  |
| D | 27    | BRYAN MARCHMENT    | 49          | 0  | 4  | 4   | 72  |
| D | 43    | *SCOTT HANNAN      | 30          | 1  | 2  | 3   | 10  |
| D | 42    | ANDY SUTTON        | 40          | 1  | 1  | 2   | 40  |
| L | 32    | MURRAY CRAVEN      | 19          | 0  | 2  | 2   | 8   |
| R | 33    | BRANTT MYHRIS      | 13          | 0  | 1  | 1   | 97  |
| D | 3     | BOB ROUSE          | 26          | 0  | 1  | 1   | 19  |
| G | 31    | STEVE SHIELDS      | 67          | 0  | 1  | 1   | 29  |
| D | 23    | *SHAWN HEINS       | 1           | 0  | 0  | 0   | 2   |
| G | 35    | *EVGENI NABOKOV    | 11          | 0  | 0  | 0   | 0   |
| G | 29    | MIKE VERNON        | 15          | 0  | 0  | 0   | 0   |

## GAME-BY-GAME RESULTS

| GA | DATE  | OPPONENT         | RESULT | RECORD     |
|----|-------|------------------|--------|------------|
| 1  | 10/02 | CALGARY          | 5-3 W  | 1-0-0-0    |
| 2  | 10/04 | CHICAGO          | 7-1 W  | 2-0-0-0    |
| 3  | 10/07 | EDMONTON         | 3-2 W* | 3-0-0-0    |
| 4  | 10/09 | DALLAS           | 2-3 L  | 3-1-0-0    |
| 5  | 10/11 | @ ANAHEIM        | 3-5 L  | 3-2-0-0    |
| 6  | 10/13 | @ DALLAS         | 2-0 W  | 4-2-0-0    |
| 7  | 10/14 | @ WASHINGTON     | 5-1 W  | 5-2-0-0    |
| 8  | 10/16 | @ WASHINGTON     | 3-2 W  | 6-2-0-0    |
| 9  | 10/19 | @ N.Y. RANGERS   | 2-1 W  | 7-2-0-0    |
| 10 | 10/20 | @ DETROIT        | 3-6 L  | 7-3-0-0    |
| 11 | 10/23 | BOSTON           | 1-3 L  | 7-4-0-0    |
| 12 | 10/24 | @ LOS ANGELES    | 3-4 L  | 7-5-0-0    |
| 13 | 10/28 | NASHVILLE        | 3-2 W  | 8-5-0-0    |
| 14 | 10/30 | PITTSBURGH       | 1-1 T  | 8-5-1-0    |
| 15 | 10/31 | WASHINGTON       | 2-1 W  | 9-5-1-0    |
| 16 | 11/03 | PHOENIX          | 6-3 W  | 10-5-1-0   |
| 17 | 11/05 | PHILADELPHIA     | 1-3 L  | 10-6-1-0   |
| 18 | 11/06 | DALLAS           | 2-1 W  | 11-6-1-0   |
| 19 | 11/09 | @ VANCOUVER      | 4-4 T  | 11-6-2-0   |
| 20 | 11/10 | @ CALGARY        | 3-4 L* | 11-7-2-1   |
| 21 | 11/13 | @ PHILADELPHIA   | 2-3 L  | 11-8-2-1   |
| 22 | 11/15 | @ TORONTO        | 2-4 L  | 11-9-2-1   |
| 23 | 11/16 | @ MONTREAL       | 4-1 W  | 12-9-2-1   |
| 24 | 11/18 | @ OTTAWA         | 4-1 W  | 13-9-2-1   |
| 25 | 11/20 | @ ST. LOUIS      | 1-1 T  | 13-9-3-1   |
| 26 | 11/23 | MONTREAL         | 2-3 L* | 13-10-3-2  |
| 27 | 11/27 | @ LOS ANGELES    | 1-4 L  | 13-11-3-2  |
| 28 | 11/28 | NEW JERSEY       | 4-3 W* | 14-11-3-2  |
| 29 | 12/01 | @ DETROIT        | 2-4 L  | 14-12-3-2  |
| 30 | 12/02 | @ PITTSBURGH     | 5-2 W  | 15-12-3-2  |
| 31 | 12/04 | @ ST. LOUIS      | 2-4 L  | 15-13-3-2  |
| 32 | 12/06 | TAMPA BAY        | 3-3 T  | 15-13-4-2  |
| 33 | 12/08 | COLORADO         | 4-2 W  | 16-13-4-2  |
| 34 | 12/10 | ATLANTA          | 4-1 W  | 17-13-4-2  |
| 35 | 12/14 | CHICAGO          | 2-5 L  | 17-14-4-2  |
| 36 | 12/19 | @ PHOENIX        | 3-4 L  | 17-15-4-2  |
| 37 | 12/20 | DETROIT          | 3-4 L  | 17-16-4-2  |
| 38 | 12/22 | LOS ANGELES      | 2-1 W  | 18-16-4-2  |
| 39 | 12/26 | ANAHEIM          | 0-1 L  | 18-17-4-2  |
| 40 | 12/27 | @ DALLAS         | 3-1 W  | 19-17-4-2  |
| 41 | 12/30 | @ ST. LOUIS      | 1-2 L* | 19-18-4-3  |
| 42 | 01/01 | @ NASHVILLE      | 2-3 L  | 19-19-4-3  |
| 43 | 01/02 | @ CHICAGO        | 4-1 W  | 20-19-4-3  |
| 44 | 01/05 | @ EDMONTON       | 1-1 T  | 20-19-5-3  |
| 45 | 01/08 | FLORIDA          | 2-4 L  | 20-20-5-3  |
| 46 | 01/11 | ST. LOUIS        | 2-5 L  | 20-21-5-3  |
| 47 | 01/15 | LOS ANGELES      | 3-2 W* | 21-21-5-3  |
| 48 | 01/17 | @ CHICAGO        | 4-5 L* | 21-22-5-4  |
| 49 | 01/19 | @ COLORADO       | 0-0 T  | 21-22-6-4  |
| 50 | 01/22 | ANAHEIM          | 4-3 W* | 22-22-6-4  |
| 51 | 01/23 | @ PHOENIX        | 3-4 L* | 22-23-6-5  |
| 52 | 01/25 | COLORADO         | 2-4 L  | 22-24-6-5  |
| 53 | 01/28 | @ VANCOUVER      | 1-4 L  | 22-25-6-5  |
| 54 | 01/29 | N.Y. ISLANDERS   | 2-3 L  | 22-26-6-5  |
| 55 | 02/01 | PHOENIX          | 0-1 L* | 22-27-6-7  |
| 56 | 02/03 | @ COLORADO       | 3-3 T  | 22-27-7-7  |
| 57 | 02/08 | @ TAMPA BAY      | 8-0 W  | 23-27-7-7  |
| 58 | 02/09 | @ FLORIDA        | 1-4 L  | 23-28-7-7  |
| 59 | 02/11 | @ ATLANTA        | 3-0 W  | 24-28-7-7  |
| 60 | 02/13 | @ NEW JERSEY     | 1-3 L  | 24-29-7-7  |
| 61 | 02/15 | @ N.Y. ISLANDERS | 4-1 W  | 25-29-7-7  |
| 62 | 02/18 | @ ANAHEIM        | 4-4 T  | 25-29-8-7  |
| 63 | 02/23 | ST. LOUIS        | 1-4 L  | 25-30-8-7  |
| 64 | 02/26 | LOS ANGELES      | 6-3 W  | 26-30-8-7  |
| 65 | 02/29 | ANAHEIM          | 2-4 L  | 26-31-8-7  |
| 66 | 03/02 | NASHVILLE        | 4-3 W  | 27-31-8-7  |
| 67 | 03/04 | CAROLINA         | 2-5 L  | 27-32-8-7  |
| 68 | 03/06 | N.Y. RANGERS     | 2-1 W  | 28-32-8-7  |
| 69 | 03/08 | DETROIT          | 1-1 T  | 28-32-9-7  |
| 70 | 03/13 | CALGARY          | 5-3 W  | 29-32-9-7  |
| 71 | 03/15 | BUFFALO          | 6-5 W* | 30-32-9-7  |
| 72 | 03/17 | @ ANAHEIM        | 2-4 L  | 30-33-9-7  |
| 73 | 03/19 | @ DALLAS         | 3-5 L  | 30-34-9-7  |
| 74 | 03/22 | VANCOUVER        | 4-3 W  | 31-34-9-7  |
| 75 | 03/24 | PHOENIX          | 5-1 W  | 32-34-9-7  |
| 76 | 03/27 | EDMONTON         | 1-2 L  | 32-35-9-7  |
| 77 | 03/29 | @ LOS ANGELES    | 1-1 T  | 32-35-10-7 |
| 78 | 04/01 | @ CALGARY        | 0-3 L  | 32-36-10-7 |
| 79 | 04/03 | @ EDMONTON       | 1-0 W  | 33-36-10-7 |
| 80 | 04/05 | DALLAS           | 5-2 W  | 34-36-10-7 |
| 81 | 04/07 | @ PHOENIX        | 3-1 W  | 35-36-10-7 |
| 82 | 04/09 | VANCOUVER        | 2-5 L  | 35-37-10-7 |

\* — OVERTIME

## GOALTENDERS

| NO | GOALTENDER    | GP | MINS | AVG  | W  | L  | T  | EN | SO | GA  | SA   | SV%  | G | A | PIM |
|----|---------------|----|------|------|----|----|----|----|----|-----|------|------|---|---|-----|
| 35 | *E. NABOKOV   | 11 | 414  | 2.17 | 2  | 2  | 1  | 2  | 1  | 15  | 166  | .910 | 0 | 0 | 0   |
| 29 | & MIKE VERNON | 15 | 772  | 2.49 | 6  | 5  | 1  | 0  | 0  | 32  | 360  | .911 | 0 | 0 | 0   |
| 31 | STEVE SHIELDS | 67 | 3797 | 2.56 | 27 | 30 | 8  | 3  | 4  | 162 | 1826 | .911 | 0 | 1 | 29  |
|    | TOTALS        | 82 | 5004 | 2.57 | 35 | 37 | 10 | 5  | 5  | 214 | 2357 | .909 | 0 | 1 | 29  |

\* — ROOKIE &amp; — TRADED



## SEASON HIGHLIGHTS

- Tied or set six club records, including most ties (18), lowest goals-against average (2.28), fewest goals against (191), short-handed goals against (4, T-1st in NHL), and shutouts (8).
- Winning percentage of .488 tied all-time mark set in 1993-94.
- Trade deadline acquisition **C Vincent Damphousse** scores 13 points (7-6=13) in 12 games with San Jose to help boost the Sharks into the Stanley Cup Playoffs for the second consecutive season.
- Head Coach **Darryl Sutter** becomes franchise's all-time winningest coach with his 56th win at Vancouver on March 3, surpassing Kevin Constantine's 55 wins.
- **RW Owen Nolan** becomes fifth team captain in franchise history, Oct. 28, 1998.

## MAJOR TRANSACTIONS

- Acquired **RW Niklas Sundstrom** and a third round selection in the 2000 NHL Entry Draft from Tampa Bay in exchange for LW Shawn Burr, D Andrei Zyuzin, LW Steve Guolla and D Bill Houlder on Aug. 4, 1999.
- Acquired **C Vincent Damphousse** from Montreal in exchange for a fifth round selection in the 1999 NHL Entry Draft, a first round selection in the 2000 NHL Entry Draft and a second round selection in the 2001 NHL Entry Draft on March 23, 1999.
- Acquired **D Jeff Norton** from Florida in exchange for LW Alex Hicks and a fifth round selection in the 1999 NHL Entry Draft on Nov. 11, 1999.
- Acquired **G Johan Hedberg** from Philadelphia in exchange for a seventh round selection in the 1999 NHL Entry Draft on July 6, 1998.

## PACIFIC DIVISION

|                     | GP        | W         | L         | T         | GF         | GA         | PTS       | P/CT        |
|---------------------|-----------|-----------|-----------|-----------|------------|------------|-----------|-------------|
| DALLAS (1)          | 82        | 51        | 19        | 12        | 236        | 168        | 114       | .695        |
| PHOENIX (4)         | 82        | 39        | 31        | 12        | 205        | 197        | 90        | .549        |
| ANAHEIM (6)         | 82        | 35        | 34        | 13        | 215        | 206        | 83        | .506        |
| <b>SAN JOSE (7)</b> | <b>82</b> | <b>31</b> | <b>33</b> | <b>18</b> | <b>196</b> | <b>191</b> | <b>80</b> | <b>.488</b> |
| LOS ANGELES (11)    | 82        | 32        | 45        | 5         | 189        | 222        | 69        | .421        |

## FINAL STATISTICS

| P | NO | PLAYER              | GP | G  | A  | PTS | PIM |
|---|----|---------------------|----|----|----|-----|-----|
| L | 39 | JEFF FRIESEN        | 78 | 22 | 35 | 57  | 42  |
| C | 25 | V. DAMPHOUSSE (MTL) | 65 | 12 | 24 | 36  | 46  |
|   |    | (SJ)                | 12 | 7  | 6  | 13  | 4   |
|   |    | (TOTAL)             | 77 | 19 | 30 | 49  | 50  |
| R | 17 | JOE MURPHY          | 76 | 25 | 23 | 48  | 73  |
| C | 14 | PATRICK MARLEAU     | 81 | 21 | 24 | 45  | 24  |
| R | 11 | OWEN NOLAN          | 78 | 19 | 26 | 45  | 129 |
| C | 18 | MIKE RICCI          | 82 | 13 | 26 | 39  | 68  |
| L | 19 | MARCO STURM         | 78 | 16 | 22 | 38  | 52  |
| D | 2  | BILL HOULDER        | 76 | 9  | 23 | 32  | 40  |
| R | 15 | ALEX KOROLYUK       | 55 | 12 | 18 | 30  | 26  |
| R | 37 | STEPHANE MATTEAU    | 68 | 8  | 15 | 23  | 73  |
| D | 5  | JEFF NORTON (FLA)   | 3  | 0  | 0  | 2   | 51  |
|   |    | (SJ)                | 69 | 4  | 18 | 22  | 42  |
|   |    | (TOTAL)             | 72 | 4  | 18 | 22  | 44  |
| R | 22 | RONNIE STERN        | 78 | 7  | 9  | 16  | 158 |
| L | 26 | DAVE LOWRY          | 61 | 6  | 9  | 15  | 24  |
| D | 40 | MIKE RATHJE         | 82 | 5  | 9  | 14  | 36  |
| L | 32 | MURRAY CRAVEN       | 43 | 4  | 10 | 14  | 18  |
| D | 10 | M. RAGNARSSON       | 74 | 0  | 13 | 13  | 66  |
| L | 21 | TONY GRANATO        | 35 | 6  | 6  | 12  | 54  |
| D | 3  | BOB ROUSE           | 70 | 0  | 11 | 11  | 44  |
| C | 12 | RON SUTTER          | 59 | 3  | 6  | 9   | 40  |
| D | 27 | BRYAN MARCHMENT     | 59 | 2  | 6  | 8   | 101 |
| D | 4  | ANDREI ZYUZIN       | 25 | 3  | 1  | 4   | 38  |
| L | 36 | STEPHEN GUOLLA      | 14 | 2  | 2  | 4   | 6   |
| D | 42 | *ANDY SUTTON        | 31 | 0  | 3  | 3   | 65  |
| C | 8  | JARROD SKALDE       | 17 | 1  | 1  | 2   | 4   |
| D | 6  | *SCOTT HANNAN       | 5  | 0  | 2  | 2   | 6   |
| C | 9  | BERNIE NICHOLLS     | 10 | 0  | 2  | 2   | 4   |
| R | 33 | BRANT MYHRES        | 30 | 1  | 0  | 1   | 116 |
| C | 13 | JAMIE BAKER         | 1  | 0  | 1  | 1   | 0   |
| L | 7  | SHAWN BURR          | 18 | 0  | 1  | 1   | 29  |
| G | 31 | STEVE SHIELDS       | 37 | 0  | 1  | 1   | 6   |
| R | 25 | MIKE CRAIG          | 1  | 0  | 0  | 0   | 0   |
| D | 20 | GARY SUTER          | 1  | 0  | 0  | 0   | 0   |
| G | 30 | SEAN GAUTHIER       | 1  | 0  | 0  | 0   | 0   |
| D | 23 | *SHAWN HEINS        | 5  | 0  | 0  | 0   | 13  |
| G | 29 | MIKE VERNON         | 49 | 0  | 0  | 0   | 8   |

\* — ROOKIE

## GAME-BY-GAME RESULTS

| GA | DATE  | OPPONENT          | RESULT | RECORD   |
|----|-------|-------------------|--------|----------|
| 1  | 10/9  | @ CALGARY (TOKYO) | 3-3T   | 0-0-1    |
| 2  | 10/10 | CALGARY (TOKYO)   | 3-5L   | 0-1-1    |
| 3  | 10/18 | BOSTON            | 0-3L   | 0-2-1    |
| 4  | 10/20 | @ PHILADELPHIA    | 1-3L   | 0-3-1    |
| 5  | 10/22 | @ CHICAGO         | 2-2T   | 0-3-2    |
| 6  | 10/24 | CALGARY           | 1-2L   | 0-4-2    |
| 7  | 10/28 | PHOENIX           | 2-4L   | 0-5-2    |
| 8  | 10/29 | @ COLORADO        | 2-4L   | 0-6-2    |
| 9  | 10/31 | TAMPA BAY         | 6-1W   | 1-6-2    |
| 10 | 11/4  | DALLAS            | 4-0W   | 2-6-2    |
| 11 | 11/6  | @ ANAHEIM         | 2-2T   | 2-6-3    |
| 12 | 11/7  | ST. LOUIS         | 2-2T   | 2-6-4    |
| 13 | 11/10 | NASHVILLE         | 2-4L   | 2-7-4    |
| 14 | 11/12 | CAROLINA          | 3-0W   | 3-7-4    |
| 15 | 11/18 | LOS ANGELES       | 5-4W   | 4-7-4    |
| 16 | 11/20 | PHOENIX           | 1-2L*  | 4-8-4    |
| 17 | 11/21 | N.Y. RANGERS      | 2-2T   | 4-8-5    |
| 18 | 11/23 | @ DALLAS          | 2-3L   | 4-9-5    |
| 19 | 11/25 | @ CAROLINA        | 0-3L   | 4-10-5   |
| 20 | 11/27 | @ ST. LOUIS       | 4-2W   | 5-10-5   |
| 21 | 11/29 | @ DETROIT         | 1-4L   | 5-11-5   |
| 22 | 12/2  | DALLAS            | 0-3L   | 5-12-5   |
| 23 | 12/4  | DETROIT           | 2-2T   | 5-12-6   |
| 24 | 12/6  | ANAHEIM           | 1-2L   | 5-13-6   |
| 25 | 12/9  | @ DALLAS          | 3-3T   | 5-13-7   |
| 26 | 12/10 | @ NASHVILLE       | 1-2L   | 5-14-7   |
| 27 | 12/12 | WASHINGTON        | 2-1W   | 6-14-7   |
| 28 | 12/15 | N.Y. ISLANDERS    | 0-1L   | 6-15-7   |
| 29 | 12/17 | NASHVILLE         | 3-1W   | 7-15-7   |
| 30 | 12/19 | COLORADO          | 2-1W   | 8-15-7   |
| 31 | 12/23 | @ EDMONTON        | 5-3W   | 9-15-7   |
| 32 | 12/26 | VANCOUVER         | 2-0W   | 10-15-7  |
| 33 | 12/28 | PHILADELPHIA      | 1-1T   | 10-15-8  |
| 34 | 12/30 | @ LOS ANGELES     | 1-5L   | 10-16-8  |
| 35 | 1/2   | @ N.Y. ISLANDERS  | 4-3W*  | 11-16-8  |
| 36 | 1/4   | @ N.Y. RANGERS    | 3-4L   | 11-17-8  |
| 37 | 1/5   | @ NEW JERSEY      | 3-3T   | 11-17-9  |
| 38 | 1/7   | @ NASHVILLE       | 4-3W   | 12-17-9  |
| 39 | 1/9   | BUFFALO           | 2-2T   | 12-17-10 |
| 40 | 1/11  | LOS ANGELES       | 4-0W   | 13-17-10 |
| 41 | 1/13  | DALLAS            | 1-2L   | 13-18-10 |
| 42 | 1/15  | PITTSBURGH        | 3-2W   | 14-18-10 |
| 43 | 1/16  | CALGARY           | 3-3T   | 14-18-11 |
| 44 | 1/18  | NEW JERSEY        | 3-1W   | 15-18-11 |
| 45 | 1/21  | EDMONTON          | 3-3T   | 15-18-12 |
| 46 | 1/26  | ST. LOUIS         | 0-3L   | 15-19-12 |
| 47 | 1/30  | @ COLORADO        | 0-5L   | 15-20-12 |
| 48 | 2/1   | CHICAGO           | 5-1W   | 16-20-12 |
| 49 | 2/4   | @ PHOENIX         | 1-3L   | 16-21-12 |
| 50 | 2/6   | @ LOS ANGELES     | 0-2L   | 16-22-12 |
| 51 | 2/8   | @ PHOENIX         | 3-0W   | 17-22-12 |
| 52 | 2/10  | @ CHICAGO         | 5-2W   | 18-22-12 |
| 53 | 2/11  | @ ST. LOUIS       | 5-1W   | 19-22-12 |
| 54 | 2/13  | @ TAMPA BAY       | 3-1W   | 20-22-12 |
| 55 | 2/15  | @ FLORIDA         | 2-2T   | 20-22-13 |
| 56 | 2/17  | @ DETROIT         | 1-3L   | 20-23-13 |
| 57 | 2/19  | @ BUFFALO         | 2-4L   | 20-24-13 |
| 58 | 2/20  | @ WASHINGTON      | 1-3L   | 20-25-13 |
| 59 | 2/24  | VANCOUVER         | 1-1T   | 20-25-14 |
| 60 | 2/26  | @ ANAHEIM         | 1-3L   | 20-26-14 |
| 61 | 2/27  | ANAHEIM           | 1-4L   | 20-27-14 |
| 62 | 3/1   | @ CALGARY         | 2-1W   | 21-27-14 |
| 63 | 3/2   | @ VANCOUVER       | 4-3W   | 22-27-14 |
| 64 | 3/6   | CHICAGO           | 0-4L   | 22-28-14 |
| 65 | 3/9   | PHOENIX           | 4-2W   | 23-28-14 |
| 66 | 3/12  | DETROIT           | 2-0W   | 24-28-14 |
| 67 | 3/13  | OTTAWA            | 3-2W   | 25-28-14 |
| 68 | 3/17  | FLORIDA           | 4-2W   | 26-28-14 |
| 69 | 3/20  | @ BOSTON          | 2-2T   | 26-28-15 |
| 70 | 3/22  | @ MONTREAL        | 1-1T   | 26-28-16 |
| 71 | 3/24  | @ TORONTO         | 8-5W   | 27-28-16 |
| 72 | 3/26  | @ OTTAWA          | 1-1T   | 27-28-17 |
| 73 | 3/28  | @ EDMONTON        | 2-5L   | 27-29-17 |
| 74 | 3/31  | COLORADO          | 2-3L   | 27-30-17 |
| 75 | 4/2   | @ VANCOUVER       | 7-0W   | 28-30-17 |
| 76 | 4/3   | VANCOUVER         | 5-2W   | 29-30-17 |
| 77 | 4/6   | @ PHOENIX         | 1-0W   | 30-30-17 |
| 78 | 4/8   | @ LOS ANGELES     | 2-3L   | 30-31-17 |
| 79 | 4/9   | @ ANAHEIM         | 4-1W   | 31-31-17 |
| 80 | 4/12  | EDMONTON          | 4-5L*  | 31-32-17 |
| 81 | 4/16  | LOS ANGELES       | 0-2L   | 31-33-17 |
| 82 | 4/17  | ANAHEIM           | 3-3T   | 31-33-18 |

\* — OVERTIME

## GOALTENDERS

| NO | GOALTENDER    | GP        | MIN         | AVG         | W         | L         | T         | SO       | GA         |
|----|---------------|-----------|-------------|-------------|-----------|-----------|-----------|----------|------------|
| 30 | SEAN GAUTHIER | 1         | 3           | .00         | 0         | 0         | 0         | 0        | 0          |
| 31 | STEVE SHIELDS | 37        | 2162        | 2.22        | 15        | 11        | 8         | 4        | 80         |
| 29 | MIKE VERNON   | 49        | 2831        | 2.27        | 16        | 22        | 10        | 4        | 107        |
|    | <b>TOTALS</b> | <b>82</b> | <b>5016</b> | <b>2.28</b> | <b>31</b> | <b>33</b> | <b>18</b> | <b>8</b> | <b>191</b> |

\* — ROOKIE



# 1997-98 SEASON REVIEW

## SEASON HIGHLIGHTS

- Set a franchise record for most wins (34).
- Sharks qualify for the Stanley Cup Playoffs after a two-year absence.
- Posted a seven-game unbeaten streak, April 1-16 (4-0-3).
- **LW Jeff Friesen** (63 points) became the youngest NHL player (21 years old) ever to lead his team in scoring.
- Team posts second-highest point total ever (78) (34-38-10).

## MAJOR TRANSACTIONS

- Acquired a first round selection (third overall, D Brad Stuart) and second round selection (29th overall, RW Jonathan Cheechoo) in the 1998 NHL Entry Draft from Nashville in exchange for San Jose's first round selection (second overall) and second round selection (85th overall) in the 1998 NHL Entry Draft.
- Acquired G **Steve Shields** and a fourth round selection in the 1998 NHL Entry Draft from Buffalo Sabres in exchange for G Kay Whitmore, a second round selection in 1998 (from Colorado) and future considerations on June 26, 1998.
- Acquired D **Bryan Marchment** and D **David Shaw** from Tampa Bay in exchange for LW Andrei Nazarov and Tampa Bay's option to swap first round picks in the 1998 NHL Entry Draft on March 24, 1998.
- Acquired C **Mike Ricci** and a second round selection in the 1998 NHL Entry Draft from Colorado in exchange for RW Sean Donovan and a first round selection in the 1998 NHL Entry Draft on Nov. 20, 1997.
- Acquired G **Mike Vernon** from Detroit in exchange for second round draft selections in the 1998 and 1999 NHL Entry Drafts on Aug. 18, 1997.
- Acquired LW **Stephane Matteau** from St. Louis in exchange for C Darren Turcotte on July 25, 1997.
- Acquired LW **Murray Craven** from Chicago in exchange for LW Petri Varis and a sixth round selection in the 1998 NHL Entry Draft on July 24, 1997.

## PACIFIC DIVISION

|                 | GP | W  | L  | T  | GP  | PTS | P/PCT     |
|-----------------|----|----|----|----|-----|-----|-----------|
| COLORADO (2)    | 82 | 39 | 26 | 17 | 231 | 205 | 95 - .579 |
| LOS ANGELES (5) | 82 | 38 | 33 | 11 | 227 | 225 | 87 - .530 |
| EDMONTON (7)    | 82 | 35 | 37 | 10 | 215 | 224 | 80 - .488 |
| SAN JOSE (8)    | 82 | 34 | 38 | 10 | 210 | 216 | 78 - .476 |
| CALGARY (11)    | 82 | 26 | 41 | 15 | 217 | 252 | 67 - .408 |
| ANAHEIM (12)    | 82 | 24 | 43 | 13 | 205 | 261 | 65 - .396 |
| VANCOUVER (13)  | 82 | 25 | 43 | 14 | 224 | 273 | 64 - .390 |

## FINAL STATISTICS

| P | NO | PLAYER             | GP       | G  | A  | PTS | PIM |
|---|----|--------------------|----------|----|----|-----|-----|
| R | 39 | JEFF FRIESEN       | 79       | 31 | 32 | 63  | 40  |
| L | 15 | JOHN MACLEAN       | (N) 26   | 3  | 8  | 11  | 14  |
|   |    |                    | (S) 51   | 13 | 19 | 32  | 28  |
|   |    | (TOTAL)            | 77       | 16 | 27 | 43  | 4   |
| R | 11 | OWEN NOLAN         | 75       | 14 | 27 | 41  | 144 |
| C | 14 | *PATRICK MARLEAU   | 74       | 13 | 19 | 32  | 14  |
| D | 2  | BILL HOULDER       | 7        | 25 | 32 | 48  | 46  |
| L | 19 | MARCO STURM        | 74       | 10 | 20 | 30  | 40  |
| L | 27 | STEPHANE MATTEAU   | 73       | 15 | 14 | 29  | 60  |
| L | 22 | MURRAY CRAVEN      | 67       | 12 | 17 | 29  | 25  |
| C | 9  | BERNIE WICKLIS     | 60       | 6  | 22 | 28  | 26  |
| C | 18 | MIKE RICCI         | (COL) 6  | 0  | 4  | 4   | 2   |
|   |    |                    | (S) 59   | 9  | 14 | 23  | 30  |
|   |    | (TOTAL)            | 65       | 9  | 18 | 27  | 32  |
| R | 21 | TONY GRANATO       | 59       | 16 | 9  | 25  | 70  |
| D | 10 | MARCUS RAGARSSON   | 79       | 5  | 20 | 25  | 65  |
| R | 17 | JOE MURPHY         | (STL) 27 | 4  | 9  | 13  | 22  |
|   |    |                    | (S) 10   | 5  | 4  | 9   | 14  |
|   |    | (TOTAL)            | 37       | 9  | 13 | 22  | 36  |
| D | 5  | *TODD GILL         | 64       | 8  | 13 | 21  | 31  |
| D | 40 | MIKE RATHJE        | 81       | 3  | 12 | 15  | 59  |
| D | 20 | *ANDRIE ZYLZIN     | 56       | 6  | 7  | 13  | 86  |
| D | 27 | BRYAN MARCHMENT    | (EDM) 27 | 0  | 4  | 4   | 58  |
|   |    |                    | (TB) 22  | 2  | 4  | 6   | 43  |
|   |    |                    | (S) 12   | 0  | 3  | 3   | 43  |
|   |    | (TOTAL)            | 61       | 2  | 11 | 13  | 144 |
| L | 28 | SHAWN BURR         | 42       | 6  | 6  | 12  | 50  |
| D | 33 | MARTY MCSORLEY     | 56       | 2  | 10 | 12  | 140 |
| C | 16 | JARROD SKALDE      | (S) 22   | 4  | 6  | 10  | 14  |
|   |    |                    | (CH) 4   | 0  | 1  | 2   | 2   |
|   |    |                    | (DAL) 1  | 0  | 0  | 0   | 0   |
|   |    |                    | (CHI) 3  | 0  | 0  | 0   | 2   |
|   |    | (TOTAL)            | 30       | 4  | 7  | 11  | 18  |
| D | 5  | DOUG BODGER        | 28       | 4  | 6  | 10  | 32  |
| D | 43 | AL INFANTI         | 21       | 2  | 7  | 9   | 28  |
| C | 12 | RON SUTTER         | 57       | 2  | 7  | 9   | 22  |
| L | 26 | DAVE LOWRY         | (FLA) 7  | 0  | 0  | 0   | 2   |
|   |    |                    | (S) 50   | 4  | 4  | 8   | 51  |
|   |    | (TOTAL)            | 57       | 4  | 7  | 2   | 2   |
| C | 25 | VIKTOR KOZLOV      | 18       | 5  | 2  | 7   | 2   |
| R | 12 | SHEAN DONOVAN      | 20       | 3  | 3  | 6   | 22  |
| R | 27 | ALEXANDER KOROLYUK | 19       | 2  | 3  | 5   | 6   |
| D | 7  | RICHARD BRENNAN    | 11       | 1  | 2  | 3   | 2   |
| L | 17 | STEPHEN GUILLA     | 7        | 1  | 1  | 2   | 0   |
| L | 62 | ANDRIE NAZAROV     | 40       | 1  | 2  | 2   | 112 |
| G | 29 | MIKE VERNON        | 62       | 0  | 2  | 2   | 24  |
| L | 24 | BARRY POTOMSKI     | 9        | 0  | 1  | 1   | 30  |
| G | 30 | JASON MUZZATTI     | (NVR) 6  | 0  | 0  | 0   | 10  |
|   |    |                    | (S) 1    | 0  | 0  | 0   | 0   |
|   |    | (TOTAL)            | 7        | 0  | 0  | 0   | 10  |
| D | 5  | KEN SUTTON         | (N) 13   | 0  | 0  | 0   | 6   |
|   |    |                    | (S) 8    | 0  | 0  | 0   | 15  |
|   |    | (TOTAL)            | 21       | 0  | 0  | 0   | 21  |
| G | 32 | KELLY HRUDEY       | 28       | 0  | 0  | 0   | 2   |
| C | 16 | DODY WOOD          | 8        | 0  | 0  | 0   | 40  |
| L | 34 | NIKLAS ANDERSSON   | 5        | 0  | 0  | 0   | 2   |

## GOALTENDERS

| NO     | GOALTENDER     | GP | MINS | AVG  | W  | L  | T  | SO | GA  |
|--------|----------------|----|------|------|----|----|----|----|-----|
| 29     | MIKE VERNON    | 62 | 3564 | 2.46 | 30 | 22 | 8  | 5  | 146 |
| 32     | KELLY HRUDEY   | 28 | 1360 | 2.74 | 4  | 16 | 2  | 1  | 62  |
| 30     | JASON MUZZATTI | 1  | 27   | 4.44 | 0  | 0  | 0  | 0  | 2   |
| TOTALS |                | 82 | 4973 | 2.61 | 34 | 38 | 10 | 7  | 216 |

\* - ROOKIE & - TRADED

## GAME-BY-GAME RESULTS

| GA | DATE  | OPPONENT         | RESULT | RECORD   |
|----|-------|------------------|--------|----------|
| 1  | 10/1  | EDMONTON         | 3-5 L  | 0-1-0    |
| 2  | 10/4  | CHICAGO          | 3-2 W  | 1-1-0    |
| 3  | 10/7  | OTTAWA           | 0-1 L  | 1-2-0    |
| 4  | 10/9  | @ COLORADO       | 2-3 L  | 1-3-0    |
| 5  | 10/11 | BOSTON           | 5-2 W  | 2-3-0    |
| 6  | 10/13 | PHILADELPHIA     | 2-5 L* | 2-4-0    |
| 7  | 10/16 | N.Y. ISLANDERS   | 5-5 L  | 2-5-0    |
| 8  | 10/19 | @ PHOENIX        | 3-5 L  | 2-6-0    |
| 9  | 10/22 | PITTSBURGH       | 2-5 L  | 2-7-0    |
| 10 | 10/25 | @ NEW JERSEY     | 4-3 W  | 3-7-0    |
| 11 | 10/27 | @ N.Y. ISLANDERS | 2-1 W  | 4-7-0    |
| 12 | 10/29 | @ DETROIT        | 3-4 L  | 4-8-0    |
| 13 | 10/31 | @ CHICAGO        | 3-5 L  | 4-9-0    |
| 14 | 11/1  | @ ST. LOUIS      | 0-2 L  | 4-10-0   |
| 15 | 11/4  | TORONTO          | 0-0 T  | 4-10-1   |
| 16 | 11/7  | MONTREAL         | 3-4 L  | 4-11-1   |
| 17 | 11/8  | TAMPA BAY        | 3-1 W  | 5-1-1    |
| 18 | 11/10 | @ ANAHEIM        | 6-4 W  | 6-1-1    |
| 19 | 11/12 | VANCOUVER        | 2-5 L  | 6-12-1   |
| 20 | 11/13 | @ LOS ANGELES    | 3-6 L  | 6-13-1   |
| 21 | 11/15 | PHOENIX          | 2-3 L  | 6-14-1   |
| 22 | 11/18 | ANAHEIM          | 4-2 W  | 7-14-1   |
| 23 | 11/20 | @ PHILADELPHIA   | 3-0 W  | 8-14-1   |
| 24 | 11/22 | @ WASHINGTON     | 5-2 W  | 9-14-1   |
| 25 | 11/24 | @ MONTREAL       | 2-2 T  | 9-14-2   |
| 26 | 11/25 | @ TORONTO        | 1-3 L  | 9-15-2   |
| 27 | 11/28 | NEW JERSEY       | 2-4 L  | 9-16-2   |
| 28 | 11/30 | @ EDMONTON       | 1-6 L  | 9-17-2   |
| 29 | 12/1  | @ CALGARY        | 2-3 L* | 9-18-2   |
| 30 | 12/4  | @ VANCOUVER      | 3-2 W  | 10-18-2  |
| 31 | 12/10 | WASHINGTON       | 3-3 T  | 10-19-3  |
| 32 | 12/12 | @ DALLAS         | 1-0 W  | 11-18-3  |
| 33 | 12/14 | @ CHICAGO        | 2-1 W  | 12-18-3  |
| 34 | 12/16 | DETROIT          | 5-1 W  | 13-18-3  |
| 35 | 12/18 | VANCOUVER        | 0-0 T  | 13-18-4  |
| 36 | 12/21 | @ ANAHEIM        | 4-2 W  | 14-18-4  |
| 37 | 12/26 | PHOENIX          | 0-4 L  | 14-19-4  |
| 38 | 12/29 | @ TAMPA BAY      | 1-2 L  | 14-20-4  |
| 39 | 12/30 | @ FLORIDA        | 2-2 T  | 14-20-5  |
| 40 | 1/2   | @ DETROIT        | 4-1 W  | 15-20-5  |
| 41 | 1/3   | @ BOSTON         | 0-3 L  | 15-21-5  |
| 42 | 1/6   | ST. LOUIS        | 1-5 L  | 15-22-5  |
| 43 | 1/10  | BUFFALO          | 5-2 W  | 16-22-5  |
| 44 | 1/12  | DALLAS           | 1-3 L  | 16-23-5  |
| 45 | 1/14  | LOS ANGELES      | 2-4 L  | 16-24-5  |
| 46 | 1/15  | @ COLORADO       | 2-2 T  | 16-24-6  |
| 47 | 1/21  | CALGARY          | 7-1 W  | 17-24-6  |
| 48 | 1/23  | EDMONTON         | 3-2 W  | 18-24-6  |
| 49 | 1/24  | FLORIDA          | 1-1 T  | 18-24-7  |
| 50 | 1/27  | ANAHEIM          | 4-2 W  | 19-24-7  |
| 51 | 1/29  | CHICAGO          | 0-3 L  | 19-25-7  |
| 52 | 1/31  | COLORADO         | 5-2 W  | 20-25-7  |
| 53 | 2/2   | N.Y. RANGERS     | 2-3 L  | 20-26-7  |
| 54 | 2/4   | @ EDMONTON       | 3-0 W  | 21-26-7  |
| 55 | 2/5   | @ CALGARY        | 2-4 L  | 21-27-7  |
| 56 | 2/7   | @ VANCOUVER      | 3-6 L  | 21-28-7  |
| 57 | 2/26  | ST. LOUIS        | 3-1 W  | 22-28-7  |
| 58 | 2/28  | @ EDMONTON       | 1-4 L  | 22-29-7  |
| 59 | 3/3   | CAROLINA         | 1-3 L  | 22-30-7  |
| 60 | 3/5   | DETROIT          | 5-4 W  | 23-30-7  |
| 61 | 3/6   | @ ANAHEIM        | 3-0 W  | 24-30-7  |
| 62 | 3/9   | TORONTO          | 3-2 W  | 25-30-7  |
| 63 | 3/11  | @ N.Y. RANGERS   | 3-5 L  | 25-31-7  |
| 64 | 3/12  | @ BUFFALO        | 1-3 L  | 25-32-7  |
| 65 | 3/14  | @ CAROLINA       | 2-1 W  | 26-32-7  |
| 66 | 3/16  | LOS ANGELES      | 2-1 W  | 27-32-7  |
| 67 | 3/18  | DALLAS           | 1-3 L  | 27-33-7  |
| 68 | 3/21  | COLORADO         | 0-2 L  | 27-34-7  |
| 69 | 3/22  | @ PHOENIX        | 1-3 L  | 27-35-7  |
| 70 | 3/24  | LOS ANGELES      | 3-4 L  | 27-36-7  |
| 71 | 3/26  | @ LOS ANGELES    | 5-2 W  | 28-36-7  |
| 72 | 3/28  | @ DALLAS         | 4-1 W  | 29-36-7  |
| 73 | 3/30  | @ ST. LOUIS      | 2-6 L  | 29-37-7  |
| 74 | 4/1   | @ PITTSBURGH     | 3-2 W  | 30-37-7  |
| 75 | 4/2   | @ OTTAWA         | 3-3 T  | 30-37-8  |
| 76 | 4/4   | @ TORONTO        | 5-3 W  | 31-37-8  |
| 77 | 4/7   | CALGARY          | 6-0 W  | 32-37-8  |
| 78 | 4/9   | ANAHEIM          | 4-2 W  | 33-37-8  |
| 79 | 4/11  | VANCOUVER        | 1-1 T  | 33-37-9  |
| 80 | 4/15  | @ CALGARY        | 3-3 T  | 33-37-10 |
| 81 | 4/16  | @ COLORADO       | 1-4 L  | 33-38-10 |
| 82 | 4/18  | CALGARY          | 4-1 W  | 34-38-10 |

\* - OVERTIME



# 1996-97 SEASON REVIEW

## SEASON HIGHLIGHTS

- **C Bernie Nicholls** played in his NHL 1,000th game at St. Louis on Oct. 20.
- **D Todd Gill** named fourth team captain in franchise history on Dec. 3.
- **Sharks** achieve their 100th consecutive sellout on Dec. 17 as 17,442 see the Sharks play hosts to Toronto.
- The 47th NHL All-Star Game was played at San Jose Arena on Jan. 18. Sharks are represented by **RW Owen Nolan** and **LW Tony Granato**, who was selected as the commissioner's special selection for the Western Conference. Granato is named a starter on the Western Conference squad and Nolan recorded a hat trick.
- **Granato** became the first player in franchise history to win a major postseason NHL award by receiving the Bill Masterton Memorial Trophy on June 21. The trophy is presented annually by the Professional Hockey Writers' Association to "the National Hockey League player who best exemplifies the qualities of perseverance, sportsmanship and dedication to hockey."

## MAJOR TRANSACTIONS

- Acquired **G Ed Belfour** from Chicago in exchange for **G Chris Terreri**, **RW Ulf Dahlen** and **D Michal Sykora** on Jan. 25, 1997.
- Signed **C Ron Sutter** on Oct. 12, 1996.
- Acquired **D Marty McSorley** from New York Rangers in exchange for **D Jay More**, **C Brian Swanson** and fourth round draft selection in 1998 on Aug. 20, 1996.
- Signed free agent **LW Tony Granato** on Aug. 15, 1996.
- Signed free agent **C Bernie Nicholls** on July 30, 1996.
- Signed free agent **G Kelly Hrudey** on July 18, 1996.
- Acquired Chicago's 1996 first round draft selection (21st overall, **LW Marco Sturm**) in exchange for two 1996 second round draft selections on June 22, 1996.
- Acquired **D Al Iafate** from Boston in exchange for **RW Jeff Odgers** and fifth round draft selection in 1996 on June 21, 1996.
- Acquired **D Todd Gill** from Toronto in exchange for **C Jamie Baker** and fifth round draft selection in 1996 on June 14, 1996.
- **Al Sims** named as head coach on June 6, 1996.

## PACIFIC DIVISION

|                  | GP | W  | L  | T  | GF  | GA  | PTS | P/PCT |
|------------------|----|----|----|----|-----|-----|-----|-------|
| COLORADO (1)     | 82 | 49 | 24 | 9  | 277 | 205 | 107 | .652  |
| ANAHEIM (4)      | 82 | 36 | 33 | 13 | 245 | 233 | 85  | .518  |
| EDMONTON (7)     | 82 | 36 | 37 | 9  | 252 | 247 | 81  | .494  |
| VANCOUVER (9)    | 82 | 35 | 40 | 7  | 257 | 273 | 77  | .470  |
| CALGARY (10)     | 82 | 32 | 41 | 9  | 214 | 239 | 73  | .445  |
| LOS ANGELES (12) | 82 | 28 | 43 | 11 | 214 | 268 | 67  | .409  |
| SAN JOSE (13)    | 82 | 27 | 47 | 8  | 211 | 278 | 62  | .378  |

## FINAL STATISTICS

| P | NO | PLAYER              | GP    | G  | A  | PTS | PIM |
|---|----|---------------------|-------|----|----|-----|-----|
| R | 11 | OWEN NOLAN          | 72    | 31 | 32 | 63  | 155 |
| C | 39 | JEFF FRISSEN        | 82    | 28 | 34 | 62  | 75  |
| C | 9  | BERNIE NICHOLLS     | 65    | 12 | 33 | 45  | 63  |
| L | 25 | VIKTOR KOZLOV       | 78    | 16 | 25 | 41  | 40  |
| L | 21 | TONY GRANATO        | 76    | 25 | 15 | 40  | 159 |
| C | 8  | DARREN TURCOTTE     | 65    | 16 | 21 | 37  | 16  |
| L | 62 | ANDRI NAZAROV       | 80    | 12 | 15 | 27  | 222 |
| L | 17 | *STEPHEN GIJOLLA    | 43    | 13 | 8  | 21  | 14  |
| D | 23 | TODD GILL           | 79    | 0  | 21 | 21  | 101 |
| D | 22 | ULF DAHLEN          | 43    | 8  | 11 | 19  | 8   |
| D | 4  | GREG HAWGWOOD       | 63    | 6  | 12 | 18  | 69  |
| D | 10 | MARCUS FAGERHARSSON | 89    | 3  | 14 | 17  | 63  |
| D | 33 | MARTY MCSORLEY      | 12    | 1  | 12 | 16  | 186 |
| D | 3  | DOUG BODGER         | 81    | 1  | 15 | 16  | 64  |
| R | 42 | SHEAN DONOVAN       | 73    | 9  | 6  | 15  | 42  |
| D | 43 | AL IAFATE           | 38    | 6  | 9  | 15  | 91  |
| C | 12 | RON SUTTER          | 78    | 5  | 7  | 12  | 85  |
| L | 22 | BOB ERREY           | (DET) | 36 | 1  | 3   | 27  |
|   |    | (SJ)                | 30    | 3  | 6  | 9   | 20  |
|   |    | (TOTAL)             | 66    | 4  | 8  | 12  | 47  |
| D | 44 | VLASTIMIL KROUPA    | 35    | 2  | 6  | 8   | 12  |
| D | 40 | MIKE RATIJE         | 31    | 0  | 8  | 8   | 21  |
| D | 6  | MICHA SYKORA        | 35    | 2  | 5  | 7   | 59  |
| C | 16 | DODDY WOOD          | 44    | 3  | 5  | 5   | 193 |
| L | 7  | VILLE PELTONEN      | 28    | 2  | 3  | 5   | 0   |
| R | 18 | CHRIS TANDILL       | 25    | 4  | 0  | 4   | 8   |
| R | 19 | TIM HUNTER          | 46    | 0  | 4  | 4   | 135 |
| L | 14 | *RAY WHITNEY        | 12    | 0  | 2  | 2   | 4   |
| L | 36 | TODD EWEN           | 51    | 0  | 2  | 2   | 162 |
| D | 5  | *JASON WIDMER       | 2     | 0  | 1  | 1   | 0   |
| C | 15 | *ALEXEI YEGOROV     | 2     | 0  | 1  | 1   | 0   |
| C | 28 | IAN FRASER          | 2     | 0  | 0  | 2   | 74  |
| D | 91 | *JAN CALOJIN        | 2     | 0  | 0  | 0   | 0   |
| G | 31 | WADE FLAHERTY       | 7     | 0  | 0  | 0   | 0   |
| R | 26 | CHRIS LUPINA        | 8     | 0  | 0  | 0   | 22  |
| G | 20 | ED BELFOUR          | (CHI) | 33 | 0  | 0   | 26  |
|   |    | (SJ)                | 13    | 0  | 0  | 0   | 8   |
|   |    | (TOTAL)             | 46    | 0  | 0  | 0   | 34  |
| G | 32 | KELLY HRUDEY        | 48    | 0  | 0  | 0   | 0   |
| G | 30 | CHRIS TERRERI       | 22    | 0  | 0  | 0   | 0   |

## GOALTENDERS

| NO     | GOALTENDER    | GP      | MINS | AVG  | W    | L  | T  | SO | GA  |
|--------|---------------|---------|------|------|------|----|----|----|-----|
| 30     | CHRIS TERRERI | 22      | 1200 | 2.75 | 6    | 10 | 3  | 0  | 55  |
| 32     | KELLY HRUDEY  | 48      | 2831 | 3.19 | 16   | 24 | 5  | 0  | 140 |
| 20     | ED BELFOUR    | (CHI)   | 33   | 1966 | 2.69 | 11 | 15 | 6  | 1   |
|        |               | (SJ)    | 13   | 757  | 3.41 | 3  | 9  | 0  | 1   |
|        |               | (TOTAL) | 46   | 2723 | 2.89 | 14 | 24 | 6  | 1   |
| 31     | WADE FLAHERTY | 7       | 359  | 5.18 | 2    | 4  | 0  | 0  | 131 |
| TOTALS |               | 82      | 4970 | 3.36 | 27   | 47 | 8  | 1  | 278 |

\* - ROOKIE

## GAME-BY-GAME RESULTS

| GA | DATE  | OPPONENT       | RESULT         | RECORD  |
|----|-------|----------------|----------------|---------|
| 1  | 10/5  | N.Y. ISLANDERS | 2-2 T          | 0-0-1   |
| 2  | 10/6  | @ LOS ANGELES  | 7-6 W*         | 1-0-1   |
| 3  | 10/8  | @ COLORADO     | 0-6 L          | 1-1-1   |
| 4  | 10/10 | @ PHOENIX      | 1-4 L          | 1-2-1   |
| 5  | 10/12 | BOSTON         | 3-5 L          | 1-3-1   |
| 6  | 10/16 | FLORIDA        | 3-3 T          | 1-3-2   |
| 7  | 10/18 | @ ANAHEIM      | 4-1 W          | 2-3-2   |
| 8  | 10/20 | @ ST. LOUIS    | 3-2 W          | 3-3-2   |
| 9  | 10/22 | @ TORONTO      | 3-4 L          | 3-4-2   |
| 10 | 10/24 | @ NEW JERSEY   | 1-3 L          | 3-5-2   |
| 11 | 10/26 | @ NY ISLANDERS | 2-2 T          | 3-5-3   |
| 12 | 10/27 | @ CHICAGO      | 6-2 W          | 4-5-3   |
| 13 | 10/30 | CALGARY        | 3-1 W          | 5-5-3   |
| 14 | 11/1  | @ ANAHEIM      | 4-4 L          | 5-6-3   |
| 15 | 11/2  | MONTREAL       | 3-3 W*         | 6-6-3   |
| 16 | 11/6  | COLORADO       | 1-4 L          | 6-7-3   |
| 17 | 11/8  | DALLAS         | 3-1 W          | 7-7-3   |
| 18 | 11/12 | HARTFORD       | 3-4 L          | 7-8-3   |
| 19 | 11/15 | @ DETROIT      | 1-5 L          | 7-9-3   |
| 20 | 11/16 | @ PHILADELPHIA | 2-2 T          | 7-9-4   |
| 21 | 11/18 | @ BOSTON       | 2-4 L          | 7-10-4  |
| 22 | 11/21 | DETROIT        | 1-6 L          | 7-11-4  |
| 23 | 11/23 | ANAHEIM        | 0-3 L          | 7-12-4  |
| 24 | 11/27 | CHICAGO        | 3-2 W          | 8-12-4  |
| 25 | 11/29 | EDMONTON       | 2-4 L          | 8-13-4  |
| 26 | 12/1  | @ ST. LOUIS    | 4-3 W          | 9-13-4  |
| 27 | 12/4  | @ DALLAS       | 2-1 W          | 10-13-4 |
| 28 | 12/7  | TAMPA BAY      | 3-4 L          | 10-14-4 |
| 29 | 12/11 | WASHINGTON     | 3-2 W          | 11-14-4 |
| 30 | 12/13 | PITTSBURGH     | 0-4 L          | 11-15-4 |
| 31 | 12/17 | TORONTO        | 3-6 L          | 11-16-4 |
| 32 | 12/20 | @ WASHINGTON   | 2-3 L          | 11-17-4 |
| 33 | 12/21 | @ PITTSBURGH   | 1-3 L          | 11-18-4 |
| 34 | 12/23 | @ DALLAS       | 1-1 W          | 12-18-4 |
| 35 | 12/26 | VANCOUVER      | 6-1 W          | 13-18-4 |
| 36 | 12/28 | @ EDMONTON     | 3-5 L          | 13-19-4 |
| ** | 12/29 | @ VANCOUVER    | PPD TO 1/20/97 |         |
| 37 | 12/31 | @ CALGARY      | 5-1 W          | 14-19-4 |
| 38 | 1/2   | PHILADELPHIA   | 1-4 L          | 14-20-4 |
| 39 | 1/4   | CALGARY        | 3-4 L          | 14-21-4 |
| 40 | 1/7   | BUFFALO        | 1-1 T          | 14-21-5 |
| 41 | 1/9   | ST. LOUIS      | 3-4 L          | 14-22-5 |
| 42 | 1/11  | @ EDMONTON     | 2-1 W          | 15-22-5 |
| 43 | 1/13  | PHOENIX        | 5-4 W          | 16-22-5 |
| 44 | 1/20  | @ VANCOUVER    | 1-6 L          | 16-23-5 |
| 45 | 1/22  | LOS ANGELES    | 7-2 W          | 17-23-5 |
| 46 | 1/24  | NEW JERSEY     | 1-3 L          | 17-24-5 |
| 47 | 1/27  | @ VANCOUVER    | 2-5 L          | 17-25-5 |
| 48 | 1/29  | @ EDMONTON     | 1-3 L          | 17-26-5 |
| 49 | 1/30  | @ CALGARY      | 6-3 W          | 18-26-5 |
| 50 | 2/1   | COLORADO       | 2-1 W          | 19-26-5 |
| 51 | 2/3   | CHICAGO        | 2-4 L          | 19-27-5 |
| 52 | 2/5   | LOS ANGELES    | 3-2 W          | 20-27-5 |
| 53 | 2/8   | @ OTTAWA       | 3-3 T          | 20-27-6 |
| 54 | 2/10  | @ MONTREAL     | 2-4 L          | 20-28-6 |
| 55 | 2/12  | @ DETROIT      | 1-7 L          | 20-29-6 |
| 56 | 2/13  | @ CHICAGO      | 3-7 L          | 20-30-6 |
| 57 | 2/16  | @ BUFFALO      | 2-6 L          | 20-31-6 |
| 58 | 2/18  | DALLAS         | 3-1 W          | 21-31-6 |
| 59 | 2/20  | VANCOUVER      | 1-6 L          | 21-31-6 |
| 60 | 2/23  | @ TAMPA BAY    | 3-4 L          | 21-32-6 |
| 61 | 2/25  | @ FLORIDA      | 2-2 T          | 21-32-6 |
| 62 | 2/28  | @ HARTFORD     | 3-2 W          | 22-32-6 |
| 63 | 3/1   | @ TORONTO      | 2-3 L          | 22-33-6 |
| 64 | 3/3   | @ N.Y. RANGERS | 4-5 L*         | 22-34-6 |
| 65 | 3/6   | OTTAWA         | 2-0 W          | 23-35-6 |
| 66 | 3/9   | N.Y. RANGERS   | 1-2 L          | 23-36-6 |
| 67 | 3/11  | ST. LOUIS      | 3-4 L          | 23-37-6 |
| 68 | 3/14  | PHOENIX        | 1-4 L          | 23-38-6 |
| 69 | 3/15  | DETROIT        | 4-7 L          | 23-39-6 |
| ** | 3/19  | @ CALGARY      | 2-4 L          | 23-40-6 |
| 71 | 3/20  | @ VANCOUVER    | 2-1 W          | 24-40-6 |
| 72 | 3/22  | @ LOS ANGELES  | 1-2 L          | 24-41-6 |
| 73 | 3/24  | EDMONTON       | 1-5 L          | 24-42-6 |
| 74 | 3/26  | TORONTO        | 1-2 L          | 24-43-6 |
| 75 | 3/28  | EDMONTON       | 4-3 W          | 25-43-6 |
| 76 | 4/1   | @ PHOENIX      | 1-7 L          | 25-44-6 |
| 77 | 4/2   | ANAHEIM        | 5-5 T          | 25-44-8 |
| 78 | 4/4   | COLORADO       | 7-6 W*         | 26-44-8 |
| 79 | 4/7   | VANCOUVER      | 2-3 L          | 26-45-8 |
| 80 | 4/9   | @ COLORADO     | 4-1 W          | 27-45-8 |
| 81 | 4/11  | ANAHEIM        | 3-4 L          | 27-46-8 |
| 82 | 4/12  | @ LOS ANGELES  | 1-4 L          | 27-47-8 |

\* - OVERTIME

RECORD BOOK

# 1995-96 SEASON REVIEW

## SEASON HIGHLIGHTS

- **RW Owen Nolan** represented the Sharks at the 1995-96 NHL All-Star Game in Boston on Jan. 20, 1996.
- Rookie **C Alexei Yegorov** became the first Sharks player to record a hat trick in the first game which he has ever scored a goal, accomplishing the feat in Calgary on Feb. 20, 1996.
- On the third goal of his hat trick on Feb. 20, **Yegorov** also posted the 1,000th goal in Sharks history, assisted by LW **Viktor Kozlov** and **Nolan**.
- **D Marcus Ragnarsson** was a leading candidate for the Calder Memorial Trophy, presented annually to the NHL's top rookie.
- Sharks sold out all 41 home games.
- Owner **George Gund** received the prestigious Lester Patrick Trophy, awarded for outstanding service and contributions to hockey in the United States. Gund was one of three (Milt Schmidt and Ken Morrow) who were honored on May 1, 1996.

## MAJOR TRANSACTIONS

- Acquired **C Darren Turcotte** and a second round selection in the 1996 NHL Entry Draft from Winnipeg in exchange for **C Craig Janney** on March 18, 1996.
- Acquired a second and fourth round selection in the 1996 NHL Entry Draft from Florida in exchange for **RW Ray Sheppard** on March 16, 1996.
- Named **Jim Wiley** head coach and announced dismissal of Head Coach Kevin Constantine on Dec. 2, 1995.
- Acquired **D Doug Bodger** from Buffalo in exchange for LW **Vaclav Varada**, rights to **RW Martin Spahnel**, Philadelphia's fourth round pick in 1996 NHL Entry Draft and one of Philadelphia's two first round selections in the 1996 NHL Entry Draft on Nov. 16, 1995.
- Acquired one of Philadelphia's two first round selections in 1996 NHL Entry Draft, Philadelphia's fourth round pick in 1996 NHL Entry Draft and rights to **RW Martin Spahnel** in exchange for **RW Pat Falloon** on Nov. 16, 1995.
- Acquired **RW Owen Nolan** from Colorado in exchange for **D Sandis Ozolinsh**, Oct. 26, 1995.
- Acquired **RW Ray Sheppard** from Detroit in exchange for **C Igor Larionov**, Oct. 24, 1995.

## PACIFIC DIVISION

|                  | GP | W  | L  | T  | GF  | GA  | PTS | P/PTC |
|------------------|----|----|----|----|-----|-----|-----|-------|
| COLORADO (2)     | 82 | 47 | 25 | 10 | 326 | 240 | 104 | .634  |
| CALGARY (6)      | 82 | 34 | 37 | 11 | 241 | 240 | 79  | .482  |
| VANCOUVER (7)    | 82 | 32 | 35 | 15 | 278 | 278 | 79  | .482  |
| ANAHEIM (9)      | 82 | 35 | 39 | 8  | 234 | 247 | 78  | .476  |
| EDMONTON (10)    | 82 | 30 | 44 | 8  | 240 | 304 | 68  | .415  |
| LOS ANGELES (12) | 82 | 24 | 40 | 18 | 256 | 302 | 66  | .402  |
| SAN JOSE (13)    | 82 | 20 | 55 | 7  | 252 | 357 | 47  | .287  |

## FINAL STATISTICS

| P   | NO | PLAYER            | GP         | G  | A  | PTS | PIM |
|-----|----|-------------------|------------|----|----|-----|-----|
| R   | 11 | OWEN NOLAN        | (COL) 9    | 4  | 4  | 8   | 9   |
|     |    |                   | (SJ) 72    | 29 | 32 | 61  | 137 |
|     |    |                   | (TOTAL) 81 | 33 | 36 | 69  | 146 |
| C   | 29 | CRAIG JANNEY      | 81         | 13 | 49 | 62  | 246 |
|     | 38 | JEFF FRISEN       | 79         | 15 | 31 | 46  | 42  |
| R   | 26 | RAY SHEPPARD      | 51         | 27 | 19 | 46  | 10  |
| C   | 9  | DARREN TURCOTTE   | (WPG) 59   | 16 | 16 | 32  | 26  |
|     |    |                   | (SJ) 9     | 6  | 5  | 11  | 4   |
|     |    |                   | (TOTAL) 68 | 22 | 21 | 43  | 30  |
| R/L | 8  | KEVIN MILLER      | 68         | 22 | 20 | 42  | 41  |
| L/C | 14 | RAY WHITNEY       | 60         | 17 | 24 | 41  | 16  |
| D   | 33 | MARCUS RAGNARSSON | 71         | 8  | 31 | 39  | 42  |
| C   | 13 | JAMIE BAKER       | 77         | 16 | 17 | 33  | 79  |
| R   | 22 | ULF DAHLIN        | 59         | 16 | 12 | 28  | 27  |
| D   | 3  | DOUG BODGER       | (BUF) 16   | 0  | 5  | 5   | 18  |
|     |    |                   | (SJ) 57    | 4  | 19 | 23  | 50  |
|     |    |                   | (TOTAL) 73 | 4  | 24 | 28  | 68  |
| R   | 18 | CHRIS TANCILL     | 45         | 7  | 16 | 23  | 20  |
| R   | 42 | SHEAN DONOVAN     | 74         | 13 | 8  | 21  | 39  |
| D   | 38 | MICHAEL SYKORA    | 79         | 4  | 16 | 20  | 54  |
| D   | 34 | YVES RACINE       | (MTL) 25   | 0  | 3  | 3   | 26  |
|     |    |                   | (SJ) 52    | 1  | 16 | 17  | 28  |
|     |    |                   | (TOTAL) 57 | 1  | 19 | 20  | 54  |
| L   | 25 | VIKTOR KOZLOV     | 62         | 6  | 13 | 19  | 6   |
| R   | 36 | JEFF ODGERS       | 78         | 12 | 4  | 16  | 182 |
| L   | 23 | ANDREI NAZAROV    | 42         | 7  | 7  | 14  | 62  |
| R   | 37 | VILLE PELTONEN    | 31         | 2  | 11 | 13  | 14  |
| L   | 43 | JAN CALOUN        | 11         | 8  | 3  | 11  | 0   |
| C   | 16 | "DODDY" WOOD      | 32         | 3  | 6  | 9   | 138 |
| D   | 4  | JAY MORSE         | 74         | 2  | 7  | 9   | 147 |
| D   | 44 | VLASTIMIL KROUPA  | 27         | 1  | 7  | 8   | 18  |
| D   | 2  | JIM KYTE          | 57         | 1  | 7  | 8   | 146 |
| D   | 40 | MIKE RATHJE       | 27         | 0  | 7  | 7   | 14  |
| C   | 48 | ALEXEI YEGOROV    | 9          | 3  | 2  | 2   | 2   |
| D   | 41 | TOM PEDERSON      | 60         | 1  | 4  | 5   | 40  |
| G   | 30 | CHRIS TERRERI     | (NJ) 4     | 0  | 0  | 0   | 0   |
|     |    |                   | (SJ) 46    | 0  | 5  | 5   | 4   |
|     |    |                   | (TOTAL) 50 | 0  | 5  | 5   | 4   |
| R   | 21 | DAVE BROWN        | 37         | 3  | 1  | 4   | 46  |
| D   | 6  | SANDIS OZOLINSH   | 7          | 1  | 3  | 4   | 4   |
| R   | 17 | PAT FALLOON       | 9          | 3  | 0  | 3   | 4   |
| C   | 8  | IGOR LARIONOV     | 4          | 1  | 1  | 2   | 0   |
| D   | 28 | SERGEI BAUTIN     | 1          | 0  | 0  | 0   | 2   |
| G   | 29 | "GEOFF SARJEANT"  | 4          | 0  | 0  | 0   | 2   |
| G   | 32 | ARTURS IRBE       | 22         | 0  | 0  | 0   | 4   |
| G   | 31 | WADE FLAHERTY     | 24         | 0  | 0  | 0   | 4   |

## GOALTENDERS

| NO            | GOALTENDER       | GP         | MIN         | AVG         | W         | L         | T        | SO       | GA         |
|---------------|------------------|------------|-------------|-------------|-----------|-----------|----------|----------|------------|
| 30            | CHRIS TERRERI    | (SJ) 46    | 2516        | 3.70        | 13        | 29        | 1        | 0        | 155        |
|               |                  | (NJ) 4     | 210         | 2.57        | 3         | 0         | 0        | 0        | 9          |
|               |                  | (TOTAL) 50 | 2726        | 3.61        | 16        | 29        | 1        | 0        | 164        |
| 32            | ARTURS IRBE      | 22         | 1112        | 4.59        | 4         | 12        | 4        | 0        | 85         |
| 31            | WADE FLAHERTY    | 24         | 1137        | 4.85        | 3         | 12        | 1        | 0        | 82         |
| 29            | "GEOFF SARJEANT" | 4          | 171         | 4.91        | 0         | 2         | 1        | 0        | 140        |
| <b>TOTALS</b> |                  | <b>82</b>  | <b>4959</b> | <b>4.32</b> | <b>20</b> | <b>55</b> | <b>7</b> | <b>0</b> | <b>357</b> |

\* — ROOKIE

## GAME-BY-GAME RESULTS

| GA | DATE  | OPPONENT         | RESULT        | RECORD         |
|----|-------|------------------|---------------|----------------|
| 1  | 10/7  | CHICAGO          | 3-4 L         | 0-1-0          |
| 2  | 10/12 | BOSTON           | 6-6 T         | 0-1-1          |
| 3  | 10/14 | VANCOUVER        | 6-7 L         | 0-2-1          |
| 4  | 10/17 | @ TORONTO        | 2-7 L         | 0-3-1          |
| 5  | 10/19 | @ WINNIPEG       | 3-3 T         | 0-3-2          |
| 6  | 10/22 | @ EDMONTON       | 1-1 T         | 0-3-3          |
| 7  | 10/25 | WINNIPEG         | 1-6 L         | 0-4-3          |
| 8  | 10/28 | DALLAS           | 3-4 L         | 0-5-3          |
| 9  | 10/30 | @ VANCOUVER      | 3-4 L         | 0-6-3          |
| 10 | 10/31 | N.Y. RANGERS     | 3-5 L         | 0-7-3          |
| 11 | 11/2  | NEW JERSEY       | 3-3 T         | 0-7-4          |
| 12 | 11/4  | ST. LOUIS        | <b>7-3 W</b>  | <b>1-7-4</b>   |
| 13 | 11/7  | @ HARTFORD       | 3-7 L         | 1-8-4          |
| 14 | 11/8  | @ BUFFALO        | 2-7 L         | 1-9-4          |
| 15 | 11/10 | PITTSBURGH       | 1-9 L         | 1-10-4         |
| 16 | 11/11 | DETROIT          | 2-5 L         | 1-11-4         |
| 17 | 11/14 | N.Y. ISLANDERS   | 3-5 L         | 1-12-4         |
| 18 | 11/16 | @ ST. LOUIS      | 1-3 L         | 1-13-4         |
| 19 | 11/17 | @ DALLAS         | 1-2 L         | 1-14-4         |
| 20 | 11/19 | @ CHICAGO        | <b>3-2 W</b>  | <b>2-14-4</b>  |
| 21 | 11/21 | @ WASHINGTON     | 2-3 L         | 2-15-4         |
| 22 | 11/22 | @ DETROIT        | 2-5 L         | 2-16-4         |
| 23 | 11/25 | VANCOUVER        | <b>7-2 W</b>  | <b>3-16-4</b>  |
| 24 | 11/29 | CALGARY          | 3-5 L         | 3-17-4         |
| 25 | 12/1  | @ VANCOUVER      | 2-7 L         | 3-18-4         |
| 26 | 12/2  | @ WASHINGTON     | <b>5-3 W</b>  | <b>4-18-4</b>  |
| 27 | 12/5  | @ COLORADO       | 2-12 L        | 4-19-4         |
| 28 | 12/7  | WINNIPEG         | <b>5-3 W</b>  | <b>5-19-4</b>  |
| 29 | 12/9  | EDMONTON         | 2-4 L         | 5-20-4         |
| 30 | 12/12 | OTTAWA           | <b>2-1 W</b>  | <b>6-20-4</b>  |
| 31 | 12/14 | TORONTO          | 1-4 L         | 6-21-4         |
| 32 | 12/16 | @ ST. LOUIS      | 2-3 L         | 6-22-4         |
| 33 | 12/17 | @ DALLAS         | 2-4 L         | 6-23-4         |
| 34 | 12/19 | @ ANAHEIM        | <b>4-7 W</b>  | <b>7-23-4</b>  |
| 35 | 12/22 | LOS ANGELES      | <b>4-3 W</b>  | <b>8-23-4</b>  |
| 36 | 12/26 | COLORADO         | 1-5 L         | 8-24-4         |
| 37 | 12/29 | @ ANAHEIM        | 2-4 L         | 8-25-4         |
| 38 | 1/1   | PHILADELPHIA     | 1-3 L         | 8-26-4         |
| 39 | 1/5   | LOS ANGELES      | 2-5 L         | 8-27-4         |
| 40 | 1/6   | @ LOS ANGELES    | 5-7 L         | 8-28-4         |
| 41 | 1/8   | FLORIDA          | 2-5 L         | 8-29-4         |
| 42 | 1/10  | @ N.Y. RANGERS   | 4-7 L         | 8-30-4         |
| 43 | 1/11  | @ NEW JERSEY     | <b>2-1 W</b>  | <b>9-30-4</b>  |
| 44 | 1/13  | @ PITTSBURGH     | <b>10-8 W</b> | <b>10-30-4</b> |
| 45 | 1/16  | FLORIDA          | 1-4 L         | 10-31-4        |
| 46 | 1/17  | @ TAMPA BAY      | 4-6 L         | 10-32-4        |
| 47 | 1/24  | @ DETROIT        | 2-4 L         | 10-33-4        |
| 48 | 1/25  | @ CHICAGO        | 1-2 L         | 10-34-4        |
| 49 | 1/27  | COLORADO         | 3-4*          | 10-35-4        |
| 50 | 1/30  | HARTFORD         | <b>8-2 W</b>  | <b>11-35-4</b> |
| 51 | 2/1   | LOS ANGELES      | 6-6 T         | 11-35-5        |
| 52 | 2/3   | CHICAGO          | 1-4 L         | 11-36-5        |
| 53 | 2/5   | TORONTO          | <b>6-4 W</b>  | <b>12-36-5</b> |
| 54 | 2/11  | @ LOS ANGELES    | <b>6-1 W</b>  | <b>13-36-5</b> |
| 55 | 2/14  | @ MONTREAL       | 0-3 L         | 13-37-5        |
| 56 | 2/12  | @ TORONTO        | 3-4 L         | 13-38-5        |
| 57 | 2/15  | @ OTTAWA         | 2-2 T         | 13-38-6        |
| 58 | 2/17  | @ N.Y. ISLANDERS | 2-4 L         | 13-39-6        |
| 59 | 2/27  | @ CALGARY        | 3-5 L         | 13-40-6        |
| 60 | 2/23  | @ VANCOUVER      | 1-3 L         | 13-41-6        |
| 61 | 2/25  | @ ANAHEIM        | 3-4 L         | 13-42-6        |
| 62 | 2/26  | MONTREAL         | <b>7-4 W</b>  | <b>14-42-6</b> |
| 63 | 3/1   | TAMPA BAY        | 3-7 L         | 14-43-6        |
| 64 | 3/3   | CALGARY          | 1-5 L         | 14-44-6        |
| 65 | 3/5   | @ COLORADO       | <b>5-3 W</b>  | <b>15-44-6</b> |
| 66 | 3/6   | DALLAS           | 1-2 L         | 15-45-6        |
| 67 | 3/8   | @ EDMONTON       | 2-4 L         | 15-46-6        |
| 68 | 3/10  | BUFFALO          | <b>6-4 W</b>  | <b>16-46-6</b> |
| 69 | 3/13  | EDMONTON         | 3-8 L         | 16-47-6        |
| 70 | 3/15  | ST. LOUIS        | 2-4 L         | 16-48-6        |
| 71 | 3/17  | @ PHILADELPHIA   | 2-8 L         | 16-49-6        |
| 72 | 3/18  | @ BOSTON         | 3-3 T         | 16-49-7        |
| 73 | 3/20  | @ WINNIPEG       | <b>7-1 W</b>  | <b>17-49-7</b> |
| 74 | 3/22  | @ CALGARY        | <b>2-1 W*</b> | <b>18-49-7</b> |
| 75 | 3/28  | COLORADO         | 3-8 L         | 18-50-7        |
| 76 | 3/31  | ANAHEIM          | 2-4 L         | 18-51-7        |
| 77 | 4/2   | DETROIT          | <b>6-3 W</b>  | <b>19-51-7</b> |
| 78 | 4/4   | EDMONTON         | <b>5-3 W</b>  | <b>20-51-7</b> |
| 79 | 4/6   | @ COLORADO       | 1-5 L         | 20-52-7        |
| 80 | 4/7   | ANAHEIM          | 3-5 L         | 20-53-7        |
| 81 | 4/10  | @ LOS ANGELES    | 2-0 L         | 20-54-7        |
| 82 | 4/12  | CALGARY          | 0-6 L         | 20-55-7        |

\* — OVERTIME

# 1994-95 SEASON REVIEW



## SEASON HIGHLIGHTS

- NHL season postponed from October 1994-January 1995 due to labor strife.
- San Jose opened the shortened season by winning five of their first six games.
- Sharks qualified for the playoffs as the Western Conference's No. 7 seed. They advanced to the Western Conference Semifinals for the second consecutive season after stunning Calgary in a dramatic double overtime Game Seven thriller.

## MAJOR TRANSACTIONS

- Acquired a 1995 sixth round selection from Florida in exchange for LW Gaetan Duchesne, April 7, 1995.
- Acquired RW **Kevin Miller** from St. Louis in exchange for C Todd Elik, March 30, 1995.
- Acquired C **Craig Janney** and other considerations from St. Louis in exchange for D Jeff Norton, a fourth round selection in 1997 and future considerations, March 6, 1995.
- Acquired a 1998 fifth round selection and future considerations from Florida in exchange for LW Johan Garpenlov, March 3, 1995.
- Acquired a 1995 fifth round selection from Detroit in exchange for LW Bob Errey, Feb. 27, 1995.
- Acquired a 1997 fourth round selection from Chicago in exchange for G Jimmy Waite, Feb. 6, 1995.

## GAME-BY-GAME RESULTS

| GA | DATE | OPPONENT                    | RESULT | RECORD  |
|----|------|-----------------------------|--------|---------|
| 1  | 1/20 | ST. LOUIS                   | 2-5 L  | 0-1-0   |
| 2  | 1/21 | TORONTO                     | 3-2 W  | 1-1-0   |
| 3  | 1/25 | WINNIPEG                    | 4-0 W  | 2-1-0   |
| 4  | 1/28 | DALLAS                      | 3-2 W  | 3-1-0   |
| 5  | 1/30 | CHICAGO                     | 2-1 W  | 4-1-0   |
| 6  | 2/2  | @ DALLAS                    | 2-1 W  | 5-1-0   |
| 7  | 2/4  | @ WINNIPEG                  | 3-3 T  | 5-1-1   |
| 8  | 2/6  | @ TORONTO                   | 3-7 L  | 5-2-1   |
| 9  | 2/7  | @ DETROIT                   | 0-6 L  | 5-3-1   |
| 10 | 2/10 | @ EDMONTON                  | 1-5 L  | 5-4-1   |
| 11 | 2/11 | @ VANCOUVER                 | 1-1 T  | 5-4-2   |
| 12 | 2/15 | VANCOUVER                   | 3-1 W  | 6-4-2   |
| 13 | 2/17 | @ LOS ANGELES               | 2-0 W  | 7-4-2   |
| 14 | 2/18 | ANAHEIM                     | 3-6 L  | 7-5-2   |
| 15 | 2/20 | @ CHICAGO                   | 2-3 L  | 7-6-2   |
| 16 | 2/22 | @ ST. LOUIS                 | 3-4 L  | 7-7-2   |
| 17 | 2/24 | CALGARY                     | 0-3 L  | 7-8-2   |
| 18 | 2/26 | VANCOUVER                   | 1-5 L  | 7-9-2   |
| 19 | 2/28 | @ VANCOUVER                 | 4-3 W  | 8-9-2   |
| 20 | 3/2  | @ TORONTO                   | 4-3 W  | 9-9-2   |
| 21 | 3/4  | @ WINNIPEG                  | 2-4 L  | 9-10-2  |
| 22 | 3/8  | EDMONTON                    | 2-5 L  | 9-11-2  |
| -- | 3/10 | DETROIT POSTPONED TO 4/5/95 |        |         |
| 23 | 3/15 | TORONTO                     | 1-2 L  | 9-12-2  |
| 24 | 3/17 | @ EDMONTON                  | 3-5 L  | 9-13-2  |
| 25 | 3/19 | @ CALGARY                   | 5-3 W  | 10-13-2 |
| 26 | 3/21 | CHICAGO                     | 3-7 L  | 10-14-2 |
| 27 | 3/23 | ANAHEIM                     | 3-6 L  | 10-15-2 |
| 28 | 3/25 | @ LOS ANGELES               | 3-1 W  | 11-15-2 |
| 29 | 3/26 | LOS ANGELES                 | 3-7 L  | 11-16-2 |
| 30 | 3/28 | WINNIPEG                    | 6-5 W* | 12-16-2 |
| 31 | 3/31 | @ ST. LOUIS                 | 1-4 L  | 12-17-2 |
| 32 | 4/2  | @ ANAHEIM                   | 4-5 L  | 12-18-2 |
| 33 | 4/5  | DETROIT                     | 3-5 L  | 12-19-2 |
| 34 | 4/7  | EDMONTON                    | 5-0 W  | 13-19-2 |
| 35 | 4/9  | @ EDMONTON                  | 5-2 W  | 14-19-2 |
| 36 | 4/10 | @ CALGARY                   | 3-8 L  | 14-20-2 |
| 37 | 4/12 | @ CHICAGO                   | 3-2 W  | 15-20-2 |
| 38 | 4/13 | @ DETROIT                   | 0-3 L  | 15-21-2 |
| 39 | 4/16 | LOS ANGELES                 | 2-0 W  | 16-21-2 |
| 40 | 4/17 | @ ANAHEIM                   | 0-3 L  | 16-22-2 |
| 41 | 4/19 | @ DALLAS                    | 5-5 T  | 16-23-3 |
| 42 | 4/23 | DETROIT                     | 1-5 L  | 16-23-3 |
| 43 | 4/25 | CALGARY                     | 2-3 L  | 16-24-3 |
| 44 | 4/26 | @ ANAHEIM                   | 5-2 W  | 17-24-3 |
| 45 | 4/28 | LOS ANGELES                 | 4-0 W  | 18-24-3 |
| 46 | 4/30 | ST. LOUIS                   | 3-4 L  | 18-25-3 |
| 47 | 5/1  | DALLAS                      | 3-1 W  | 19-25-3 |
| 48 | 5/3  | VANCOUVER                   | 3-3 T  | 19-25-4 |

\* — OVERTIME

## PACIFIC DIVISION

|                     | GP        | W         | L         | T        | GF         | GA         | PTS       | P/PCT       |
|---------------------|-----------|-----------|-----------|----------|------------|------------|-----------|-------------|
| CALGARY (3)         | 48        | 24        | 17        | 7        | 163        | 135        | 55        | .573        |
| VANCOUVER (6)       | 48        | 18        | 18        | 12       | 153        | 148        | 48        | .500        |
| <b>SAN JOSE (7)</b> | <b>48</b> | <b>19</b> | <b>25</b> | <b>4</b> | <b>129</b> | <b>161</b> | <b>42</b> | <b>.438</b> |
| LOS ANGELES (9)     | 48        | 16        | 23        | 9        | 142        | 174        | 41        | .427        |
| EDMONTON (11)       | 48        | 17        | 27        | 4        | 136        | 183        | 38        | .396        |
| ANAHEIM (12)        | 48        | 16        | 27        | 5        | 125        | 164        | 37        | .385        |

## FINAL STATISTICS

| P | NO | PLAYER           | GP       | G  | A  | PTS | PIM |
|---|----|------------------|----------|----|----|-----|-----|
| R | 22 | ULF DAHLEN       | 46       | 11 | 23 | 34  | 11  |
| C | 15 | CRAIG JANNEY     | (STL) 8  | 2  | 5  | 7   | 0   |
|   |    | (SJ) 27          | 5        | 15 | 20 | 10  |     |
|   |    | (TOTAL) 35       | 7        | 20 | 27 | 10  |     |
| L | 39 | *JEFF FRIESEN    | 48       | 15 | 10 | 25  | 14  |
| C | 14 | RAY WHITNEY      | 39       | 13 | 12 | 25  | 14  |
| D | 6  | SANDIS OZOLINSH  | 48       | 9  | 16 | 25  | 30  |
| R | 24 | SERGEI MAKAROV   | 43       | 10 | 14 | 24  | 40  |
| C | 7  | IGOR LARIONOV    | 33       | 4  | 20 | 24  | 14  |
| R | 8  | KEVIN MILLER     | (STL) 15 | 2  | 5  | 7   | 0   |
|   |    | (SJ) 21          | 6        | 7  | 13 | 13  |     |
|   |    | (TOTAL) 36       | 8        | 12 | 20 | 13  |     |
| R | 17 | PAT FALLOON      | 46       | 12 | 7  | 19  | 25  |
| C | 27 | TODD ELIK        | 22       | 7  | 10 | 17  | 18  |
| D | 41 | TOM PEDERSON     | 47       | 5  | 11 | 16  | 31  |
| R | 18 | CHRIS TANCILL    | 26       | 3  | 11 | 14  | 10  |
| C | 13 | JAMIE BAKER      | 43       | 7  | 4  | 11  | 22  |
| D | 8  | JEFF NORTON      | 20       | 1  | 9  | 10  | 39  |
| D | 40 | MIKE RATHJE      | 42       | 2  | 7  | 9   | 29  |
| L | 11 | GAETAN DUCHESNE  | 33       | 2  | 7  | 9   | 16  |
| L | 23 | *ANDREI NAZAROV  | 26       | 3  | 5  | 8   | 94  |
| R | 36 | JEFF ODGERS      | 48       | 4  | 3  | 7   | 117 |
| D | 2  | JIM KYTE         | 18       | 2  | 5  | 7   | 33  |
| D | 4  | JAY MORE         | 45       | 0  | 6  | 6   | 71  |
| D | 3  | ILYA BYAKIN      | 13       | 0  | 5  | 5   | 14  |
| D | 38 | *MICHAL SYKORA   | 16       | 0  | 4  | 4   | 10  |
| L | 12 | BOB ERREY        | 13       | 2  | 2  | 4   | 27  |
| C | 9  | V. BUTSAVEV      | 6        | 2  | 0  | 2   | 0   |
| L | 47 | *VIKTOR KOZLOV   | 16       | 2  | 0  | 2   | 2   |
| C | 16 | *DOODY WOOD      | 9        | 1  | 1  | 2   | 29  |
| D | 26 | VLASTIMIL KROUPA | 14       | 0  | 2  | 2   | 16  |
| D | 44 | SHAWN CRONIN     | 29       | 0  | 2  | 2   | 61  |
| L | 10 | JOHAN GARPENLOV  | 13       | 1  | 1  | 2   | 2   |
| G | 31 | WADE FLAHERTY    | 18       | 0  | 1  | 1   | 0   |
| R | 42 | *SHEAN DONOVAN   | 14       | 0  | 0  | 0   | 6   |
| G | 32 | ARTURS IRBE      | 38       | 0  | 0  | 0   | 4   |

## GOALTENDERS

| NO | GOALTENDER    | GP        | MINS        | AVG         | W         | L         | T        | SO       | GA         |
|----|---------------|-----------|-------------|-------------|-----------|-----------|----------|----------|------------|
| 31 | WADE FLAHERTY | 18        | 852         | 3.10        | 5         | 6         | 1        | 1        | 44         |
| 32 | ARTURS IRBE   | 38        | 2043        | 3.26        | 14        | 19        | 3        | 4        | 111        |
|    | <b>TOTALS</b> | <b>48</b> | <b>2904</b> | <b>3.33</b> | <b>19</b> | <b>25</b> | <b>4</b> | <b>5</b> | <b>161</b> |

\* — ROOKIE

# 1993-94 SEASON REVIEW

## SEASON HIGHLIGHTS

- Sharks finished 33-35-16 (82 points) and make first playoff appearance in club history. This marks the greatest single-season turnaround in NHL history — 58 points better than 1992-93's output of 24 points (11-71-2).
- **G Arturs Irbe** and **D Sandis Ozolinsh** participated in the NHL All-Star Game at New York's Madison Square Garden.
- Team recorded nine-game unbeaten streak (7-0-2).
- Rookie Head Coach **Kevin Constantine** finishes second in voting for Jack Adams Award (NHL Coach of the Year).
- **Irbe** sets NHL record for most minutes played in a season (4,412).
- Team upsets first-seed Detroit in opening round of Stanley Cup Playoffs before falling to Toronto in seven games.
- RW **Sergei Makarov** becomes the first 30-goal scorer in franchise history.

## MAJOR TRANSACTIONS

- Acquired **D Jeff Norton** from N.Y. Islanders in exchange for 1994 a third round draft pick on June 20, 1993.
- Acquired LW **Gaetan Duchesne** from Dallas in exchange for 1994 a sixth round draft pick on June 20, 1993.
- Acquired RW **Ulf Dahlen** from Dallas in exchange for D Doug Zmolek and D Mike Lalor on March 19, 1994.
- Acquired C **Todd Elik** off waivers from Edmonton on Oct. 26, 1993.
- Signed free agents C **Jamie Baker** on Aug. 16, 1993 and LW **Bob Errey** on Aug. 17, 1993.

## PACIFIC DIVISION

|                     | GP        | W         | L         | T         | GF         | GA         | PTS       |
|---------------------|-----------|-----------|-----------|-----------|------------|------------|-----------|
| CALGARY (4)         | 84        | 42        | 29        | 13        | 302        | 256        | 97        |
| VANCOUVER (7)       | 84        | 41        | 40        | 3         | 279        | 276        | 85        |
| <b>SAN JOSE (8)</b> | <b>84</b> | <b>33</b> | <b>35</b> | <b>16</b> | <b>252</b> | <b>265</b> | <b>82</b> |
| ANAHEIM (9)         | 84        | 33        | 46        | 5         | 229        | 251        | 71        |
| LOS ANGELES (10)    | 84        | 27        | 45        | 12        | 294        | 322        | 66        |
| EDMONTON (11)       | 84        | 25        | 45        | 14        | 261        | 305        | 64        |

## FINAL STATISTICS

| P | NO | PLAYER               | GP | G  | A  | PTS | PIM |
|---|----|----------------------|----|----|----|-----|-----|
| R | 22 | ULF DAHLEN (DAL)     | 65 | 19 | 38 | 57  | 10  |
|   |    | (SJ)                 | 13 | 6  | 12 | 0   | 0   |
|   |    | (TOTAL)              | 78 | 25 | 44 | 69  | 10  |
| R | 24 | SERGEI MAKAROV (EDM) | 4  | 0  | 0  | 6   | 0   |
| C | 27 | TODD ELIK (SJ)       | 75 | 25 | 41 | 66  | 89  |
|   |    | (TOTAL)              | 79 | 25 | 41 | 66  | 95  |
| D | 6  | SANDIS OZOLINSH      | 81 | 26 | 38 | 64  | 24  |
| C | 7  | IGOR LARIONOV        | 60 | 18 | 38 | 56  | 40  |
| R | 17 | PAT FALLON           | 83 | 22 | 31 | 53  | 18  |
| L | 10 | JOHAN GARPENLOV      | 80 | 18 | 35 | 53  | 28  |
| L | 14 | RAY WHITNEY          | 61 | 14 | 26 | 40  | 14  |
| D | 8  | JEFF NORTON          | 64 | 7  | 33 | 40  | 36  |
| R | 37 | ROB GAUDREAU         | 84 | 15 | 20 | 35  | 28  |
| L | 12 | BOB ERREY            | 64 | 12 | 18 | 30  | 126 |
| L | 11 | GAETAN DUCHESNE      | 84 | 12 | 18 | 30  | 28  |
| D | 41 | TOM PEDERSON         | 74 | 6  | 19 | 25  | 31  |
| C | 9  | V. BUTSAJEV (PHI)    | 47 | 12 | 9  | 21  | 58  |
|   |    | (SJ)                 | 12 | 0  | 2  | 2   | 10  |
|   |    | (TOTAL)              | 59 | 12 | 11 | 23  | 68  |
| R | 36 | JEFF ODGERS          | 81 | 13 | 8  | 21  | 222 |
| C | 13 | JAMIE BAKER          | 65 | 12 | 5  | 17  | 38  |
| D | 40 | MIKE RATHJE          | 47 | 1  | 9  | 10  | 59  |
| C | 33 | DALE CRAIGWELL       | 58 | 3  | 6  | 9   | 16  |
| D | 4  | JAY MORE             | 49 | 1  | 6  | 7   | 63  |
| D | 38 | MICHAEL SYKORA       | 22 | 1  | 4  | 5   | 14  |
| L | 50 | JAROSLAV OTEVREL     | 9  | 3  | 2  | 5   | 2   |
| C | 47 | MIKE SULLIVAN        | 26 | 2  | 2  | 4   | 4   |
| D | 19 | DOUG ZMOLEK          | 68 | 0  | 4  | 4   | 122 |
| C | 20 | KIP MILLER           | 11 | 2  | 2  | 4   | 6   |
| D | 26 | VLASTIMIL KROUPA     | 27 | 1  | 3  | 4   | 20  |
| D | 2  | ROB ZETTLE           | 42 | 0  | 3  | 3   | 65  |
| D | 44 | SHAWN CRONIN         | 34 | 0  | 2  | 2   | 76  |
| G | 32 | ARTURS IRBE          | 74 | 0  | 2  | 2   | 16  |
| D | 5  | MIKE LALOR           | 23 | 0  | 2  | 2   | 8   |
| C | 43 | JEFF MCLEAN          | 6  | 1  | 0  | 1   | 0   |
| C | 9  | GARY EMMONS          | 3  | 1  | 0  | 1   | 0   |
| C | 27 | DAVE CAPUANO         | 4  | 0  | 1  | 1   | 0   |
| L | 23 | ANDREI NAZAROV       | 1  | 0  | 0  | 0   | 0   |
| L | 25 | DAVE MALEY           | 19 | 0  | 0  | 0   | 30  |
| R | 15 | DAVID BRUCE          | 2  | 0  | 0  | 0   | 0   |
| G | 29 | JIM WAITE            | 15 | 0  | 0  | 0   | 6   |

## GAME-BY-GAME RESULTS

| GA | DATE  | OPPONENT           | RESULT | RECORD   |
|----|-------|--------------------|--------|----------|
| 1  | 10/06 | @ EDMONTON         | 2-3 L  | 0-1-0    |
| 2  | 10/07 | @ CALGARY          | 2-6 L  | 0-2-0    |
| 3  | 10/10 | @ LOS ANGELES      | 2-5 L  | 0-3-0    |
| 4  | 10/14 | CALGARY            | 1-2 L  | 0-4-0    |
| 5  | 10/16 | BOSTON             | 1-1 T  | 0-4-1    |
| 6  | 10/19 | ST. LOUIS          | 1-4 L  | 0-5-1    |
| 7  | 10/21 | ST. LOUIS (@ SAC.) | 2-5 L  | 0-6-1    |
| 8  | 10/23 | VANCOUVER          | 4-6 L  | 0-7-1    |
| 9  | 10/24 | @ VANCOUVER        | 2-3 L  | 0-8-1    |
| 10 | 10/26 | EDMONTON           | 3-1 W  | 1-8-1    |
| 11 | 10/28 | ANAHEIM            | 4-2 W  | 2-8-1    |
| 12 | 10/30 | WASHINGTON         | 2-4 L  | 2-9-1    |
| 13 | 10/31 | @ ANAHEIM          | 2-1 W* | 3-9-1    |
| 14 | 11/2  | PITTSBURGH         | 3-3 T  | 3-9-2    |
| 15 | 11/5  | DALLAS             | 4-2 W  | 4-9-2    |
| 16 | 11/7  | NEW JERSEY         | 1-2 L  | 4-10-2   |
| 17 | 11/9  | TORONTO            | 2-2 T  | 4-10-3   |
| 18 | 11/11 | @ DALLAS           | 0-4 L  | 4-11-3   |
| 19 | 11/13 | @ NEW JERSEY       | 4-2 W  | 5-11-3   |
| 20 | 11/14 | @ N.Y. RANGERS     | 3-3 T  | 5-11-4   |
| 21 | 11/16 | @ WASHINGTON       | 2-1 W  | 6-11-4   |
| 22 | 11/18 | @ BOSTON           | 1-3 L  | 6-12-4   |
| 23 | 11/20 | @ HARTFORD         | 3-2 W  | 7-12-4   |
| 24 | 11/21 | @ BUFFALO          | 5-6 L  | 7-13-4   |
| 25 | 11/23 | DETROIT            | 6-4 W  | 8-13-4   |
| 26 | 11/26 | @ ANAHEIM          | 4-3 W  | 9-13-4   |
| 27 | 11/27 | ANAHEIM            | 1-0 W  | 10-13-4  |
| 28 | 12/3  | WINNIPEG           | 3-3 T  | 10-13-5  |
| 29 | 12/5  | FLORIDA            | 2-1 W  | 11-13-5  |
| 30 | 12/7  | TAMPA BAY          | 1-3 L  | 11-14-5  |
| 31 | 12/11 | @ DETROIT          | 3-5 L  | 11-15-5  |
| 32 | 12/12 | @ CHICAGO          | 1-2 L  | 11-16-5  |
| 33 | 12/15 | ST. LOUIS          | 1-3 L  | 11-17-5  |
| 34 | 12/17 | @ EDMONTON         | 2-4 L  | 11-18-5  |
| 35 | 12/19 | @ QUEBEC           | 5-7 L  | 11-19-5  |
| 36 | 12/22 | @ TORONTO          | 2-2 T  | 11-19-6  |
| 37 | 12/23 | @ CHICAGO          | 3-5 L  | 11-20-6  |
| 38 | 12/28 | CALGARY            | 3-3 T  | 11-20-7  |
| 39 | 12/31 | @ VANCOUVER        | 3-2 W  | 12-20-7  |
| 40 | 12/94 | @ EDMONTON         | 4-4 T  | 12-20-8  |
| 41 | 1/4   | MONTREAL           | 2-2 T  | 12-20-9  |
| 42 | 1/6   | DETROIT            | 3-10 L | 12-21-9  |
| 43 | 1/11  | LOS ANGELES        | 2-2 T  | 12-21-10 |
| 44 | 1/12  | @ ANAHEIM          | 5-2 W  | 13-21-10 |
| 45 | 1/15  | HARTFORD           | 8-2 W  | 14-21-10 |
| 46 | 1/17  | CALGARY            | 3-2 W  | 15-21-10 |
| 47 | 1/25  | N.Y. RANGERS       | 3-8 L  | 15-22-10 |
| 48 | 1/28  | @ FLORIDA          | 3-3 T  | 15-22-11 |
| 49 | 1/29  | @ TAMPA BAY        | 2-1 W  | 16-22-11 |
| 50 | 2/1   | @ N.Y. ISLANDERS   | 4-5 L  | 16-23-11 |
| 51 | 2/3   | @ PHILADELPHIA     | 3-2 W* | 17-23-11 |
| 52 | 2/5   | @ ST. LOUIS        | 3-4 L  | 17-24-11 |
| 53 | 2/6   | @ DALLAS           | 7-1 W  | 18-24-11 |
| 54 | 2/8   | CHICAGO (@SAC.)    | 4-3 W  | 19-24-11 |
| 55 | 2/11  | CHICAGO            | 4-3 W  | 20-24-11 |
| 56 | 2/13  | CHICAGO            | 1-0 W  | 21-24-11 |
| 57 | 2/15  | PHILADELPHIA       | 4-6 L  | 21-25-11 |
| 58 | 2/17  | QUEBEC             | 2-8 L  | 21-26-11 |
| 59 | 2/19  | LOS ANGELES        | 4-3 W  | 22-26-11 |
| 60 | 2/21  | DALLAS             | 3-6 L  | 22-27-11 |
| 61 | 2/23  | @ MONTREAL         | 1-3 L  | 22-28-11 |
| 62 | 2/24  | @ OTTAWA           | 4-6 L  | 22-29-11 |
| 63 | 2/26  | @ DETROIT          | 0-2 L  | 22-30-11 |
| 64 | 2/28  | @ WINNIPEG         | 3-3 T  | 22-30-12 |
| 65 | 3/3   | EDMONTON           | 4-2 W  | 23-30-12 |
| 66 | 3/6   | ANAHEIM            | 6-0 W  | 24-30-12 |
| 67 | 3/8   | BUFFALO            | 4-4 T  | 24-30-13 |
| 68 | 3/10  | N.Y. ISLANDERS     | 4-3 W  | 25-30-13 |
| 69 | 3/12  | @ CALGARY          | 0-2 L  | 25-31-13 |
| 70 | 3/17  | OTTAWA             | 1-2 L  | 25-32-13 |
| 71 | 3/19  | @ LOS ANGELES      | 1-2 L  | 25-33-13 |
| 72 | 3/20  | LOS ANGELES        | 6-6 T  | 25-33-14 |
| 73 | 3/22  | @ PITTSBURGH       | 2-2 T  | 25-33-15 |
| 74 | 3/24  | @ TORONTO          | 2-1 W  | 26-33-15 |
| 75 | 3/25  | @ WINNIPEG         | 8-3 W  | 27-33-15 |
| 76 | 3/27  | @ ST. LOUIS        | 4-3 W  | 28-33-15 |
| 77 | 3/29  | WINNIPEG           | 9-4 W  | 29-33-15 |
| 78 | 3/31  | TORONTO            | 5-3 W  | 30-33-15 |
| 79 | 4/2   | VANCOUVER          | 7-4 W  | 31-33-15 |
| 80 | 4/5   | @ LOS ANGELES      | 2-1 W  | 32-33-15 |
| 81 | 4/7   | @ VANCOUVER        | 2-3 L  | 32-34-15 |
| 82 | 4/8   | @ CALGARY          | 2-5 L  | 32-35-15 |
| 83 | 4/10  | VANCOUVER          | 3-1 W  | 33-35-15 |
| 84 | 4/13  | EDMONTON           | 2-2 T  | 33-35-16 |

\* — OVERTIME

## GOALTENDERS

| NO            | GOALTENDER  | GP        | MINS        | AVG         | W         | L         | T         | SO       | GA         |
|---------------|-------------|-----------|-------------|-------------|-----------|-----------|-----------|----------|------------|
| 32            | ARTURS IRBE | 74        | 4412        | 2.84        | 30        | 28        | 16        | 3        | 209        |
| 29            | JIM WAITE   | 15        | 897         | 4.30        | 3         | 7         | 0         | 0        | 50         |
| <b>TOTALS</b> |             | <b>84</b> | <b>5125</b> | <b>3.10</b> | <b>33</b> | <b>35</b> | <b>16</b> | <b>3</b> | <b>265</b> |

\* — ROOKIE



# 1992-93 SEASON REVIEW



## SEASON HIGHLIGHTS

- **G Arturs Irbes** records first shutout in team history. He blanks the Kings, 6-0, at the Cow Palace on Nov. 17.
- **RW Rob Gaudreau** scores 19 points (14-5-19) from Dec. 3-29 and is named NHL's December Rookie of the Month — the Sharks first League-wide award.
- **Gaudreau** recorded the first Sharks hat-trick on Dec. 3 vs. Hartford.
- **C Kelly Kisio** represented San Jose at the NHL All-Star Game in Montreal, posting a goal and an assist for the Campbell Conference team.
- Sharks tied the NHL record for most consecutive losses (17) from Jan. 4 through Feb. 12.
- Sharks played last regular season game at the Cow Palace on April 10 vs. Los Angeles before moving to San Jose Arena for 1993-94.
- Sharks finished the season 11-71-2, establishing NHL record for most losses in single season.

## MAJOR TRANSACTIONS

- Acquired LW **Michel Picard** from Hartford in exchange for future considerations on Oct. 9, 1992.
- Traded LW **Yvon Corriveau** to Hartford in exchange for future considerations originally acquired in Oct. 9, 1992 deal with Whalers (LW **Michel Picard**) on Jan. 21, 1993.
- Acquired LW **Yvon Corriveau** from Washington and C **Igor Larionov** from Vancouver in NHL Waiver Draft on Oct. 4, 1992.

## SMYTHE DIVISION

|             | GP | W  | L  | T  | GF  | GA  | PTS |
|-------------|----|----|----|----|-----|-----|-----|
| VANCOUVER   | 84 | 46 | 29 | 9  | 346 | 278 | 101 |
| CALGARY     | 84 | 43 | 30 | 11 | 322 | 282 | 97  |
| LOS ANGELES | 84 | 39 | 35 | 10 | 338 | 340 | 88  |
| WINNIPEG    | 84 | 40 | 37 | 7  | 322 | 320 | 87  |
| EDMONTON    | 84 | 26 | 50 | 8  | 242 | 337 | 60  |
| SAN JOSE    | 84 | 11 | 71 | 2  | 218 | 414 | 24  |

## FINAL STATISTICS

| P | NO | PLAYER              | GP       | G  | A  | PTS | PIM |
|---|----|---------------------|----------|----|----|-----|-----|
| C | 11 | KELLY KISIO         | 78       | 26 | 52 | 78  | 90  |
| L | 10 | JOHAN CARPENLOV     | 79       | 22 | 44 | 66  | 56  |
| R | 37 | ROB GAUREAU         | 59       | 23 | 20 | 43  | 18  |
| C | 12 | DEAN EVASON         | 84       | 12 | 19 | 31  | 132 |
| R | 17 | PAT FALLON          | 41       | 14 | 14 | 28  | 12  |
| R | 36 | JEFF ODGERS         | 66       | 12 | 15 | 27  | 253 |
| D | 6  | *SANDIS OZOLINSH    | 37       | 7  | 16 | 23  | 40  |
| R | 39 | *ED COURTENAY       | 39       | 7  | 13 | 20  | 10  |
| D | 41 | *TOM PEDERSON       | 44       | 7  | 13 | 20  | 31  |
| D | 24 | DOUG WILSON         | 42       | 3  | 17 | 20  | 40  |
| L | 18 | MARK PEDERSON       | (PHI) 14 | 3  | 4  | 7   | 6   |
|   |    | (SJ) 27             | 7        | 3  | 10 | 22  | 49  |
|   |    | (TOTAL) 41          | 10       | 7  | 17 | 28  |     |
| L | 20 | JOHN CARTER         | 55       | 7  | 9  | 16  | 81  |
| D | 19 | *DOUG ZMOLEK        | 84       | 5  | 10 | 15  | 229 |
| C | 47 | MIKE SULLIVAN       | 81       | 6  | 8  | 14  | 30  |
| D | 3  | DAVID WILLIAMS      | 8        | 1  | 11 | 12  | 49  |
| D | 4  | JAY MORE            | 73       | 5  | 6  | 11  | 179 |
| C | 14 | *RAY WHITNEY        | 26       | 4  | 6  | 10  | 4   |
| C | 9  | BRIAN LAWTON        | 21       | 2  | 8  | 10  | 12  |
| L | 11 | YVON CORRIVEAU      | 20       | 3  | 7  | 10  | 0   |
| L | 14 | DAVE SNUGGERUD      | 25       | 4  | 5  | 9   | 14  |
| L | 25 | DAVID MALEY         | (EDM) 13 | 1  | 2  | 29  | 29  |
|   |    | (SJ) 43             | 1        | 6  | 7  | 126 |     |
|   |    | (TOTAL) 56          | 2        | 7  | 9  | 155 | 60  |
| C | 27 | HUBIE McDONOUGH     | 30       | 6  | 2  | 8   | 6   |
| D | 21 | PETER AHOLA         | (LA) 8   | 1  | 1  | 2   | 6   |
|   |    | (PIT) 22            | 0        | 1  | 1  | 14  | 63  |
|   |    | (SJ) 20             | 2        | 3  | 5  | 16  | 64  |
|   |    | (TOTAL) 50          | 3        | 5  | 8  | 36  | 65  |
| L | 8  | LARRY DEPALMA       | 20       | 2  | 6  | 8   | 41  |
| D | 5  | NEIL WILKINSON      | 59       | 1  | 7  | 8   | 96  |
| C | 26 | PETRI SKRKO         | 17       | 4  | 3  | 7   | 6   |
| C | 16 | PERRY BEREZAN       | 28       | 3  | 4  | 7   | 28  |
| L | 28 | *J-FRANCOIS QUINTIN | 14       | 2  | 5  | 7   | 4   |
| D | 2  | ROB ZETTLER         | 80       | 0  | 7  | 7   | 150 |
| R | 26 | ROBIN BAWA          | 42       | 5  | 0  | 5   | 47  |
| R | 22 | LYNDON BYERS        | 18       | 4  | 1  | 5   | 122 |
| L | 15 | DAVID BRUCE         | 17       | 2  | 3  | 5   | 33  |
| L | 44 | MICHEL PICARD       | 25       | 4  | 0  | 4   | 24  |
| C | 33 | DALE CRAIGWELL      | 8        | 3  | 1  | 4   | 4   |
| C | 9  | JON MORRIS          | (NJ) 2   | 0  | 0  | 0   | 0   |
|   |    | (SJ) 13             | 0        | 3  | 3  | 6   | 77  |
|   |    | (TOTAL) 15          | 0        | 3  | 3  | 6   | 78  |
| C | 45 | *DODD WOOD          | 13       | 1  | 1  | 2   | 71  |
| L | 42 | *JAROSLAV OTRVEL    | 7        | 0  | 2  | 2   | 0   |
| D | 29 | DEAN KOLSTAD        | 10       | 0  | 2  | 2   | 12  |
| C | 40 | *MARK BEAUFAT       | 5        | 1  | 0  | 1   | 0   |
| D | 45 | *CLAUDIO SCHEMIN    | 4        | 0  | 1  | 0   | 1   |
| C | 38 | PAT MACLEOD         | 13       | 0  | 1  | 1   | 10  |
| G | 1  | BRIAN HAYWARD       | 18       | 0  | 1  | 1   | 2   |
| G | 30 | JEFF HACKETT        | 36       | 0  | 1  | 1   | 4   |
| G | 31 | *WADE FLAHERTY      | 1        | 0  | 0  | 0   | 0   |
| R | 7  | MIKHAIL KRAVETS     | 1        | 0  | 0  | 0   | 0   |
| G | 32 | *ARTURS IRBE        | 36       | 0  | 0  | 0   | 10  |

## GAME-BY-GAME RESULTS

| GA | DATE  | OPPONENT         | RESULT | RECORD  |
|----|-------|------------------|--------|---------|
| 1  | 10/8  | WINNIPEG         | 4-3 W* | 1-0-0   |
| 2  | 10/10 | DETROIT          | 3-6 L  | 1-1-0   |
| 3  | 10/12 | @ LOS ANGELES    | 1-2 L  | 1-2-0   |
| 4  | 10/15 | BOSTON           | 2-5 L  | 1-3-0   |
| 5  | 10/17 | CALGARY          | 2-6 L  | 1-4-0   |
| 6  | 10/21 | @ MONTREAL       | 4-8 L  | 1-5-0   |
| 7  | 10/23 | @ BUFFALO        | 4-5 L  | 1-6-0   |
| 8  | 10/24 | @ TORONTO        | 1-5 L  | 1-7-0   |
| 9  | 10/26 | @ ST. LOUIS      | 1-4 L  | 1-8-0   |
| 10 | 10/28 | @ DETROIT        | 3-4 L  | 1-9-0   |
| 11 | 10/30 | @ TAMPA BAY      | 2-1 W  | 2-9-0   |
| 12 | 11/1  | @ CHICAGO        | 4-4 T  | 2-9-1   |
| 13 | 11/5  | BUFFALO          | 7-5 W  | 3-9-1   |
| 14 | 11/7  | NEW JERSEY       | 1-6 L  | 3-10-1  |
| 15 | 11/8  | LOS ANGELES      | 4-11 L | 3-11-1  |
| 16 | 11/10 | @ VANCOUVER      | 2-6 L  | 3-12-1  |
| 17 | 11/12 | EDMONTON         | 3-4 L  | 3-13-1  |
| 18 | 11/14 | VANCOUVER        | 2-5 L  | 3-14-1  |
| 19 | 11/17 | LOS ANGELES      | 6-0 W  | 4-14-1  |
| 20 | 11/19 | TORONTO          | 0-2 L  | 4-15-1  |
| 21 | 11/21 | CHICAGO          | 1-2 L  | 4-16-1  |
| 22 | 11/25 | @ CALGARY        | 4-3 W* | 5-16-1  |
| 23 | 11/27 | @ WINNIPEG       | 3-10 L | 5-17-1  |
| 24 | 11/28 | @ MINNESOTA      | 3-2 L  | 5-18-1  |
| 25 | 12/1  | EDMONTON         | 1-3 L  | 5-19-1  |
| 26 | 12/3  | HARTFORD         | 5-7 L  | 5-20-1  |
| 27 | 12/5  | PITTSBURGH       | 4-9 L  | 5-21-1  |
| 28 | 12/9  | @ VANCOUVER      | 3-8 L  | 5-22-1  |
| 29 | 12/10 | ST. LOUIS        | 2-3 L  | 5-23-1  |
| 30 | 12/12 | QUEBEC           | 7-8 L* | 5-24-1  |
| 31 | 12/16 | TAMPA BAY        | 4-5 L* | 5-25-1  |
| 32 | 12/18 | @ VANCOUVER      | 1-8 L  | 5-26-1  |
| 33 | 12/19 | VANCOUVER        | 2-3 L  | 5-27-1  |
| 34 | 12/21 | @ WINNIPEG       | 4-5 L  | 5-28-1  |
| 35 | 12/23 | @ EDMONTON       | 2-4 L  | 5-29-1  |
| 36 | 12/26 | LOS ANGELES      | 7-2 W  | 6-29-1  |
| 37 | 12/29 | @ VANCOUVER      | 5-7 L  | 6-30-1  |
| 38 | 12/30 | PHILADELPHIA     | 2-6 L  | 6-31-1  |
| 39 | 1/2   | VANCOUVER        | 2-2 T  | 6-31-2  |
| 40 | 1/4   | MONTREAL (@SAC.) | 1-4 L  | 6-32-2  |
| 41 | 1/5   | MONTREAL         | 1-2 L  | 6-33-2  |
| 42 | 1/8   | @ TORONTO        | 1-5 L  | 6-34-2  |
| 43 | 1/10  | @ OTTAWA         | 2-3 L  | 6-35-2  |
| 44 | 1/12  | @ WINNIPEG       | 1-4 L  | 6-36-2  |
| 45 | 1/13  | DETROIT          | 3-8 L  | 6-37-2  |
| 46 | 1/16  | @ QUEBEC         | 1-4 L  | 6-38-2  |
| 47 | 1/18  | @ BOSTON         | 3-4 L  | 6-39-2  |
| 48 | 1/21  | @ HARTFORD       | 2-4 L  | 6-40-2  |
| 49 | 1/23  | @ TAMPA BAY      | 1-5 L  | 6-41-2  |
| 50 | 1/26  | @ LOS ANGELES    | 1-7 L  | 6-42-2  |
| 51 | 1/29  | CHICAGO          | 2-4 L  | 6-43-2  |
| 52 | 1/30  | CALGARY          | 4-5 L  | 6-44-2  |
| 53 | 2/1   | TAMPA BAY        | 4-5 L  | 6-45-2  |
| 54 | 2/3   | MINNESOTA        | 3-7 L  | 6-46-2  |
| 55 | 2/11  | @ CALGARY        | 1-13 L | 6-47-2  |
| 56 | 2/12  | @ EDMONTON       | 0-6 L  | 6-48-2  |
| 57 | 2/14  | @ WINNIPEG       | 3-2 W  | 7-48-2  |
| 58 | 2/16  | WASHINGTON       | 3-4 L  | 7-49-2  |
| 59 | 2/18  | WINNIPEG         | 5-3 W  | 8-49-2  |
| 60 | 2/20  | N.Y. RANGERS     | 4-6 L  | 8-50-2  |
| 61 | 2/22  | NYR (@SAC.)      | 0-4 L  | 8-51-2  |
| 62 | 2/23  | CALGARY          | 3-6 L  | 8-52-2  |
| 63 | 2/25  | TORONTO          | 0-5 L  | 8-53-2  |
| 64 | 2/27  | @ CALGARY        | 4-5 L  | 8-54-2  |
| 65 | 2/28  | @ EDMONTON       | 1-4 L  | 8-55-2  |
| 66 | 3/2   | OTTAWA           | 3-2 W  | 9-55-2  |
| 67 | 3/7   | EDMONTON         | 6-3 W  | 10-55-2 |
| 68 | 3/9   | @ MINNESOTA      | 2-4 L  | 10-56-2 |
| 69 | 3/11  | @ ST. LOUIS      | 2-5 L  | 10-57-2 |
| 70 | 3/14  | DETROIT          | 1-4 L  | 10-58-2 |
| 71 | 3/16  | N.Y. ISLANDERS   | 0-6 L  | 10-59-2 |
| 72 | 3/19  | @ N.Y. RANGERS   | 1-8 L  | 10-60-2 |
| 73 | 3/21  | @ WASHINGTON     | 3-5 L  | 10-61-2 |
| 74 | 3/23  | @ PITTSBURGH     | 2-7 L  | 10-62-2 |
| 75 | 3/25  | @ PHILADELPHIA   | 2-5 L  | 10-63-2 |
| 76 | 3/27  | @ N.Y. ISLANDERS | 3-7 L  | 10-64-2 |
| 77 | 3/29  | @ NEW JERSEY     | 0-5 L  | 10-65-2 |
| 78 | 4/1   | WINNIPEG         | 5-9 L  | 10-66-2 |
| 79 | 4/3   | CALGARY          | 2-3 L* | 10-67-2 |
| 80 | 4/4   | CALGARY          | 3-4 L  | 10-68-2 |
| 81 | 4/6   | EDMONTON         | 5-2 W  | 11-68-2 |
| 82 | 4/8   | @ LOS ANGELES    | 1-2 L  | 11-69-2 |
| 83 | 4/10  | LOS ANGELES      | 2-3 L* | 11-70-2 |
| 84 | 4/15  | @ CALGARY        | 3-7 L  | 11-71-2 |

\* — OVERTIME

## GOALTENDERS

| NO     | GOALTENDER     | GP | MIN  | AVG  | W  | L  | T | SO | GA  |
|--------|----------------|----|------|------|----|----|---|----|-----|
| 32     | *ARTURS IRBE   | 36 | 2074 | 4.11 | 7  | 26 | 0 | 1  | 142 |
| 31     | *WADE FLAHERTY | 1  | 60   | 5.00 | 0  | 1  | 0 | 0  | 5   |
| 30     | JEFF HACKETT   | 36 | 2000 | 5.28 | 2  | 30 | 1 | 0  | 176 |
| 1      | BRIAN HAYWARD  | 18 | 930  | 5.55 | 2  | 14 | 1 | 0  | 86  |
| TOTALS |                | 84 | 5077 | 4.89 | 11 | 71 | 2 | 1  | 414 |

\* — ROOKIE

# 1991-92 SEASON REVIEW

## SEASON HIGHLIGHTS

- Sharks record first-ever franchise victory in a 4-3 decision vs. Calgary on Oct. 8.
- **C Kelly Kisio** scored game-winner.
- Sharks record first road victory on Nov. 30 with 2-1 win at Calgary.
- **D Doug Wilson** becomes first Sharks player to represent San Jose in an NHL All-Star Game on Jan. 18.
- Sharks inaugural season interrupted from April 1-11 by first League-wide players strike.
- The Kansas City Blades, the Sharks International Hockey League development affiliate, capture the Turner Cup (IHL Championship) after recording professional hockey's best record in 1991-92 (56-22-4).

## MAJOR TRANSACTIONS

- Acquired **D Doug Wilson** from Chicago in exchange for **D Kerry Toporowski** and a second round selection in 1992 NHL Entry Draft on Sept. 6, 1991.
- Acquired **C Dean Evason** from Hartford in exchange for **D Dan Keczmer** on Oct. 2, 1991.
- Acquired **LW Johan Garpenlov** from Detroit in exchange for **D Bob McGill** and eighth round selection in 1992 NHL Entry Draft (acquired earlier from Vancouver), March 10, 1992.

## SMYTHE DIVISION

|             | GP        | W         | L         | T        | GF         | GA         | PTS       |
|-------------|-----------|-----------|-----------|----------|------------|------------|-----------|
| VANCOUVER   | 80        | 42        | 26        | 12       | 285        | 250        | 96        |
| LOS ANGELES | 80        | 35        | 31        | 14       | 287        | 296        | 84        |
| EDMONTON    | 80        | 36        | 34        | 10       | 295        | 297        | 82        |
| WINNIPEG    | 80        | 33        | 32        | 15       | 251        | 244        | 81        |
| CALGARY     | 80        | 31        | 37        | 12       | 296        | 305        | 74        |
| SAN JOSE    | <b>80</b> | <b>17</b> | <b>58</b> | <b>5</b> | <b>219</b> | <b>359</b> | <b>39</b> |

## FINAL STATISTICS

| P | NO | PLAYER           | GP | G  | A  | PTS | PIM |
|---|----|------------------|----|----|----|-----|-----|
| R | 17 | *PAT FALLOON     | 79 | 25 | 34 | 59  | 16  |
| L | 19 | BRIAN MULLEN     | 72 | 18 | 28 | 46  | 66  |
| L | 15 | DAVID BRUCE      | 60 | 22 | 16 | 38  | 46  |
| C | 9  | BRIAN LAWTON     | 59 | 15 | 22 | 37  | 42  |
| C | 11 | KELLY KISIO      | 48 | 11 | 26 | 37  | 54  |
| D | 24 | DOUG WILSON      | 44 | 9  | 19 | 28  | 26  |
| D | 3  | *DAVID WILLIAMS  | 56 | 3  | 25 | 28  | 40  |
| C | 8  | DEAN EVASON      | 74 | 11 | 15 | 26  | 99  |
| R | 7  | WAYNE PRESLEY    | 47 | 8  | 14 | 22  | 76  |
| C | 16 | PERRY BEREZAN    | 66 | 12 | 7  | 19  | 30  |
| C | 47 | *MIKE SULLIVAN   | 64 | 8  | 11 | 19  | 15  |
| D | 5  | NEIL WILKINSON   | 60 | 4  | 15 | 19  | 107 |
| L | 18 | DAVE SMUGGERUD   | 55 | 3  | 15 | 18  | 36  |
|   |    | (BUF)            | 11 | 0  | 1  | 1   | 4   |
|   |    | (SJ)             | 66 | 3  | 16 | 19  | 40  |
|   |    | (TOTAL)          | 46 | 4  | 13 | 17  | 85  |
| D | 4  | *JAY MORE        | 58 | 8  | 8  | 16  | 27  |
| L | 14 | STEVE BOZEK      | 32 | 5  | 11 | 16  | 8   |
| C | 33 | *DALE CRAIGWELL  | 37 | 5  | 11 | 16  | 4   |
| D | 38 | *PAT MACLEOD     | 32 | 5  | 11 | 16  | 4   |
| L | 22 | PAUL FENTON      | 60 | 11 | 4  | 15  | 33  |
| D | 6  | KEN HAMMOND      | 46 | 5  | 10 | 15  | 82  |
| C | 10 | TONY HRKAC       | 22 | 2  | 10 | 12  | 4   |
| L | 10 | JOHAN GARPENLOV  | 16 | 1  | 1  | 2   | 4   |
|   |    | (DET)            | 12 | 5  | 6  | 11  | 4   |
|   |    | (SJ)             | 28 | 6  | 7  | 13  | 8   |
|   |    | (TOTAL)          | 48 | 6  | 12 | 326 | 58  |
| D | 23 | *LINK GAETZ      | 48 | 4  | 8  | 12  | 143 |
| L | 27 | PERRY ANDERSON   | 61 | 4  | 11 | 217 | 60  |
| R | 36 | *JEFF ODGERS     | 48 | 7  | 4  | 11  | 217 |
| D | 2  | ROB ZETTLER      | 74 | 1  | 8  | 9   | 99  |
| L | 37 | DON BARBER       | 11 | 0  | 3  | 3   | 4   |
|   |    | (WPG)            | 2  | 0  | 0  | 0   | 0   |
|   |    | (QUE)            | 12 | 1  | 3  | 4   | 2   |
|   |    | (SJ)             | 25 | 1  | 6  | 7   | 6   |
|   |    | (TOTAL)          | 8  | 3  | 0  | 3   | 0   |
| L | 28 | *J.F. QUINTIN    | 62 | 3  | 1  | 4   | 70  |
| D | 25 | BOB MCGILL       | 2  | 0  | 3  | 0   | 68  |
| C | 43 | *RAY WHITNEY     | 10 | 2  | 2  | 19  | 69  |
| L | 21 | CRAIG DOXE       | 8  | 0  | 2  | 2   | 16  |
| D | 13 | *RICK LESSARD    | 42 | 0  | 2  | 2   | 8   |
| G | 30 | JEFF HACKETT     | 8  | 1  | 0  | 1   | 14  |
| L | 22 | MIKE MCHUGH      | 2  | 0  | 1  | 1   | 4   |
| C | 16 | MARK PAVELICH    | 8  | 1  | 1  | 1   | 4   |
| L | 44 | KEVIN EVANS      | 5  | 0  | 1  | 1   | 25  |
| G | 32 | *ARTURS IRBE     | 13 | 0  | 1  | 1   | 0   |
| D | 34 | *MICHAEL COLMAN  | 15 | 0  | 1  | 1   | 32  |
| G | 35 | JARMO MYLLYS     | 27 | 0  | 1  | 1   | 2   |
| R | 26 | *PETER LAPPIN    | 1  | 0  | 0  | 0   | 0   |
| R | 40 | MIKHAIL KRIVETS  | 1  | 0  | 0  | 0   | 0   |
| G | 31 | *WADE FLAHERTY   | 3  | 0  | 0  | 0   | 0   |
| L | 20 | JOHN CARTER      | 4  | 0  | 0  | 0   | 0   |
| R | 39 | *ED COURTENAY    | 5  | 0  | 0  | 0   | 0   |
| G | 1  | BRIAN HAYWARD    | 7  | 0  | 0  | 0   | 14  |
| D | 45 | *CLAUDIO SCREMIN | 3  | 0  | 0  | 0   | 25  |

## GAME-BY-GAME RESULTS

| GA  | DATE  | OPPONENT         | RESULT        | RECORD         |
|---|-------|------------------|---------------|----------------|
| 1   | 10/4  | @VANCOUVER       | 3-4 L         | 0-1-0          |
| 2   | 10/5  | VANCOUVER        | 2-5 L         | 0-2-0          |
| 3   | 10/8  | CALGARY          | <b>4-3 W</b>  | <b>1-2-0</b>   |
| 4   | 10/10 | WINNIPEG         | 4-5 L         | 1-3-0          |
| 5   | 10/12 | @ST. LOUIS       | 3-6 L         | 1-4-0          |
| 6   | 10/13 | @CHICAGO         | 3-7 L         | 1-5-0          |
| 7   | 10/16 | @LOS ANGELES     | 5-8 L         | 1-6-0          |
| 8   | 10/17 | MINNESOTA        | 2-8 L         | 1-7-0          |
| 9   | 10/19 | BOSTON           | 1-4 L         | 1-8-0          |
| 10  | 10/23 | @HARTFORD        | 0-3 L         | 1-9-0          |
| 11  | 10/25 | @BUFFALO         | 1-3 L         | 1-10-0         |
| 12  | 10/26 | @NEW JERSEY      | 0-9 L         | 1-11-0         |
| 13  | 10/29 | @N.Y. ISLANDERS  | 4-8 L         | 1-12-0         |
| 14  | 10/31 | @PHILADELPHIA    | 2-5 L         | 1-13-0         |
| 15  | 11/2  | @QUEBEC          | 3-6 L         | 1-14-0         |
| 16  | 11/4  | @TORONTO         | 1-4 L         | 1-15-0         |
| 17  | 11/8  | EDMONTON         | <b>6-2 W</b>  | <b>2-15-0</b>  |
| 18  | 11/9  | N.Y. ISLANDERS   | <b>4-3 W</b>  | <b>3-15-0</b>  |
| 19  | 11/12 | VANCOUVER        | 1-7 L         | 3-16-0         |
| 20  | 11/14 | DETROIT          | 3-3 T         | 3-16-1         |
| 21  | 11/16 | @VANCOUVER       | 0-1 L         | 3-17-1         |
| 22  | 11/16 | LOS ANGELES      | 2-3 L*        | 3-18-1         |
| 23  | 11/22 | TORONTO          | 1-3 L         | 3-19-1         |
| 24  | 11/23 | @LOS ANGELES     | 4-6 L         | 3-20-1         |
| 25  | 11/26 | VANCOUVER        | <b>4-1 W</b>  | <b>4-20-1</b>  |
| 26  | 11/29 | @EDMONTON        | 4-4 T         | 4-20-2         |
| 27  | 11/30 | @CALGARY         | <b>2-1 W</b>  | <b>5-20-2</b>  |
| 28  | 12/3  | LOS ANGELES      | <b>3-2 W*</b> | <b>6-20-2</b>  |
| 29  | 12/5  | PITTSBURGH       | 0-8 L         | 6-21-2         |
| 30  | 12/8  | @EDMONTON        | 1-3 L         | 6-22-2         |
| 31  | 12/10 | WINNIPEG         | 3-3 T         | 6-22-3         |
| 32  | 12/12 | EDMONTON         | <b>6-3 W</b>  | <b>7-22-3</b>  |
| 33  | 12/14 | MINNESOTA        | 2-3 L         | 7-23-3         |
| 34  | 12/16 | @ N.Y. RANGERS   | 3-4 L*        | 7-24-3         |
| 35  | 12/17 | @ PITTSBURGH     | 2-10 L        | 7-25-3         |
| 36  | 12/19 | @ ST. LOUIS      | 0-4 L         | 7-26-3         |
| 37  | 12/21 | QUEBEC           | <b>4-1 W</b>  | <b>8-26-3</b>  |
| 38  | 12/26 | @LOS ANGELES     | 3-5 L         | 8-27-3         |
| 39  | 12/28 | VANCOUVER        | 2-3 L         | 8-28-3         |
| 40  | 1/3   | PHILADELPHIA     | <b>3-1 W</b>  | <b>9-28-3</b>  |
| 41  | 1/4   | MONTREAL         | 0-1 L*        | 9-29-3         |
| 42  | 1/7   | @VANCOUVER       | 1-4 L         | 9-30-3         |
| 43  | 1/8   | @CALGARY         | 3-10 L        | 9-31-3         |
| 44  | 1/11  | @MINNESOTA       | 4-7 L         | 9-32-3         |
| 45  | 1/12  | WINNIPEG         | <b>4-3 W</b>  | <b>10-32-3</b> |
| 46  | 1/14  | @LOS ANGELES     | 3-3 T         | 10-32-4        |
| 47  | 1/14  | @EDMONTON        | 2-9 L         | 10-33-4        |
| 48  | 1/14  | CALGARY          | 2-3 L         | 10-34-4        |
| 49  | 1/25  | EDMONTON         | <b>5-2 W</b>  | <b>11-34-4</b> |
| 50  | 1/28  | N.Y. RANGERS     | 2-4 L         | 11-35-4        |
| 51  | 1/30  | ST. LOUIS        | 2-4 L         | 11-36-4        |
| 52  | 2/2   | @WINNIPEG        | 0-6 L         | 11-37-4        |
| 53  | 2/4   | HARTFORD         | <b>6-5 W</b>  | <b>12-37-4</b> |
| 54  | 2/5   | CHICAGO          | <b>5-2 W</b>  | <b>13-37-4</b> |
| 55  | 2/9   | @WASHINGTON      | 2-6 L         | 13-38-4        |
| 56  | 2/12  | @MONTREAL        | 1-6 L         | 13-39-4        |
| 57  | 2/14  | @BUFFALO         | 6-7 L         | 13-40-4        |
| 58  | 2/15  | @DETROIT         | 1-11 L        | 13-41-4        |
| 59  | 2/18  | WASHINGTON       | 2-4 L         | 13-42-4        |
| 60  | 2/21  | VANCOUVER        | 3-5 L         | 13-43-4        |
| 61  | 2/23  | CALGARY          | 2-4 L         | 13-44-4        |
| 62  | 2/26  | QUEBEC           | <b>7-4 W</b>  | <b>14-44-4</b> |
| 63  | 2/28  | MONTREAL         | 3-3 T         | 14-44-5        |
| 64  | 3/1   | PHILADELPHIA     | 0-1 L         | 14-45-5        |
| 65  | 3/4   | LOS ANGELES      | 3-4 L         | 14-46-5        |
| 66  | 3/6   | PITTSBURGH       | 3-7 L         | 14-47-5        |
| 67  | 3/8   | TORONTO          | <b>4-1 W</b>  | <b>15-47-5</b> |
| 68  | 3/10  | @ CHICAGO        | 1-5 L         | 15-48-5        |
| 69  | 3/11  | @ WINNIPEG       | 0-3 L         | 15-49-5        |
| 70  | 3/14  | NEW JERSEY       | <b>3-2 W</b>  | <b>16-49-5</b> |
| 71  | 3/17  | DETROIT          | 4-5 L         | 16-50-5        |
| 72  | 3/19  | @ CALGARY        | 1-3 L         | 16-51-5        |
| 73  | 3/21  | @ HARTFORD       | <b>5-4 W</b>  | <b>17-51-5</b> |
| 74  | 3/23  | @ BOSTON         | 6-7 L         | 17-52-5        |
| 75  | 3/24  | @ NEW JERSEY     | 3-4 L         | 17-53-5        |
| 76  | 3/26  | @ N.Y. ISLANDERS | 4-7 L         | 17-54-5        |
| 77  | 3/29  | @ WINNIPEG       | 5-6 L         | 17-55-5        |
| PLAY SCHEDULED 4/1 THRU 4/11 BECAUSE OF NHL PLAYERS' ASSOCIATION STRIKE |       |                  |               |                |
| 78  | 4/12  | @ EDMONTON       | 4-6 L         | 17-56-5        |
| 79  | 4/15  | CALGARY          | 3-4 L         | 17-57-5        |
| 80  | 4/16  | WINNIPEG         | 3-5 L         | 17-58-5        |

\* — OVERTIME

## GOALTENDERS

| NO     | GOALTENDER     | GP | MIN  | AVG  | W  | L  | T | SO | GA  |
|--------|----------------|----|------|------|----|----|---|----|-----|
| 30     | JEFF HACKETT   | 42 | 2314 | 3.84 | 11 | 27 | 1 | 0  | 148 |
| 31     | *WADE FLAHERTY | 3  | 178  | 4.38 | 0  | 3  | 0 | 0  | 13  |
| 32     | *ARTURS IRBE   | 13 | 645  | 4.47 | 2  | 6  | 3 | 0  | 48  |
| 1      | BRIAN HAYWARD  | 7  | 305  | 4.92 | 1  | 4  | 0 | 0  | 25  |
| 35     | JARMO MYLLYS   | 27 | 1374 | 5.02 | 3  | 16 | 1 | 0  | 115 |
| TOTALS |                | 80 | 4829 | 4.46 | 17 | 58 | 5 | 0  | 359 |

\* — ROOKIE

# PLAYOFFS



*Center Torrey Mitchell missed all of the 2008-09 regular season after fracturing his leg in training camp. But he came back to play four games in the 2009 Western Conference Quarterfinals vs. Anaheim.*



# 2008-09 NHL PLAYOFF SUMMARY

## CONFERENCE QUARTERFINALS

### EASTERN CONFERENCE

SERIES A – Boston defeated Montreal, 4-0  
 SERIES B – Washington defeated N.Y. Rangers, 4-3  
 SERIES C – Carolina defeated New Jersey, 4-3  
 SERIES D – Pittsburgh defeated Philadelphia, 4-2

### WESTERN CONFERENCE

**SERIES E – ANAHEIM DEFEATED SAN JOSE, 4-2**  
 SERIES F – Detroit defeated Columbus, 4-0  
 SERIES G – Vancouver defeated St. Louis, 4-0  
 SERIES H – Chicago defeated Calgary, 4-2

## CONFERENCE SEMIFINALS

### EASTERN CONFERENCE

SERIES I – Carolina defeated Boston, 4-3  
 SERIES J – Pittsburgh defeated Washington, 4-3

### WESTERN CONFERENCE

SERIES K – Detroit defeated Anaheim, 4-3  
**SERIES L – Chicago defeated Vancouver, 4-2**

## CONFERENCE FINALS

### EASTERN CONFERENCE

SERIES M – Pittsburgh defeated Carolina, 4-0

### WESTERN CONFERENCE

SERIES N – Detroit defeated Chicago, 4-1

## STANLEY CUP FINALS

SERIES O – Pittsburgh defeated Detroit, 4-3

## SHARKS 2009 PLAYOFF SCORING

| POS NO | PLAYER       | GP | ATOI  | G | A | PTS | +/- | PIM | PP | SH | GW | OT | S  | PCTG |
|--------|--------------|----|-------|---|---|-----|-----|-----|----|----|----|----|----|------|
| C 19   | JOE THORNTON | 6  | 19:14 | 1 | 4 | 5   | -3  | 5   | 1  | 0  | 0  | 0  | 17 | 5.9  |
| D 22   | DAN BOYLE    | 6  | 23:16 | 2 | 2 | 4   | -1  | 8   | 1  | 0  | 0  | 0  | 18 | 11.1 |
| D 4    | ROBERT BLAKE | 6  | 21:50 | 1 | 3 | 4   | -5  | 4   | 0  | 0  | 0  | 0  | 26 | 3.8  |
| C 12   | P. MARLEAU   | 6  | 20:28 | 2 | 1 | 3   | 0   | 8   | 1  | 0  | 2  | 1  | 12 | 16.7 |
| R 16   | D. SETOGUCHI | 6  | 16:20 | 1 | 2 | 3   | -1  | 2   | 0  | 0  | 0  | 0  | 17 | 5.9  |
| R 14   | J. CHEECHOO  | 6  | 10:10 | 1 | 1 | 2   | 1   | 4   | 0  | 0  | 0  | 0  | 17 | 5.9  |
| L 29   | RYANE CLOWE  | 6  | 18:22 | 1 | 1 | 2   | -4  | 8   | 0  | 0  | 0  | 0  | 11 | 9.1  |
| L 9    | M. MICHALEK  | 6  | 19:22 | 1 | 0 | 1   | -3  | 2   | 1  | 0  | 0  | 0  | 20 | 5.0  |
| C 27   | J. ROENICK   | 6  | 12:14 | 0 | 1 | 1   | -1  | 12  | 0  | 0  | 0  | 0  | 11 | 0    |
| C 8    | JOE PAVELSKI | 6  | 19:21 | 0 | 1 | 1   | -3  | 9   | 0  | 0  | 0  | 0  | 18 | 0    |
| D 44   | M-E VLASIC   | 6  | 20:39 | 0 | 1 | 1   | -6  | 0   | 0  | 0  | 0  | 0  | 5  | 0    |
| R 32   | C. LEMIEUX   | 1  | 5:07  | 0 | 0 | 0   | 0   | 0   | 0  | 0  | 0  | 1  | 0  | 0    |
| L 45   | JODY SHELLEY | 1  | 2:02  | 0 | 0 | 0   | 0   | 0   | 0  | 0  | 0  | 0  | 0  | 0    |
| C 17   | T. MITCHELL  | 4  | 9:38  | 0 | 0 | -1  | 2   | 0   | 0  | 0  | 0  | 9  | 0  | 0    |
| R 25   | MIKE GRIER   | 6  | 10:32 | 0 | 0 | 0   | -2  | 6   | 0  | 0  | 0  | 0  | 8  | 0    |
| D 37   | B. LUKOWICH  | 6  | 14:30 | 0 | 0 | 0   | 1   | 0   | 0  | 0  | 0  | 0  | 6  | 0    |
| G 20   | E. NABOKOV   | 6  | 60:15 | 0 | 0 | 0   | 0   | 0   | 0  | 0  | 0  | 0  | 0  | 0    |
| D 3    | DOUG MURRAY  | 6  | 16:51 | 0 | 0 | 0   | -1  | 9   | 0  | 0  | 0  | 0  | 3  | 0    |
| L 24   | TRAVIS MOEN  | 6  | 12:53 | 0 | 0 | 0   | -4  | 2   | 0  | 0  | 0  | 0  | 4  | 0    |
| C 11   | MARCEL GOC   | 6  | 10:32 | 0 | 0 | 0   | -2  | 2   | 0  | 0  | 0  | 0  | 7  | 0    |
| D 10   | C. EHRHOFF   | 6  | 24:47 | 0 | 0 | 0   | -2  | 2   | 0  | 0  | 0  | 0  | 20 | 0    |

PLAYOFFS

| NO | PLAYER         | GP       | MINS       | AVG         | W        | L        | EN       | SO       | GA        | SV         | PCT         | G        | A        | PIM      |
|----|----------------|----------|------------|-------------|----------|----------|----------|----------|-----------|------------|-------------|----------|----------|----------|
| 20 | EVGENI NABOKOV | 6        | 362        | 2.82        | 2        | 4        | 1        | 0        | 17        | 155        | .890        | 0        | 0        | 0        |
|    | <b>TOTALS</b>  | <b>6</b> | <b>362</b> | <b>2.82</b> | <b>2</b> | <b>4</b> | <b>1</b> | <b>0</b> | <b>17</b> | <b>155</b> | <b>.890</b> | <b>0</b> | <b>0</b> | <b>0</b> |



# ALL-TIME SHARKS PLAYOFF SCORING

(CURRENT SHARKS PLAYERS IN BOLD)

| RNK | POS | NO    | PLAYER                     | GP | G  | A  | PTS | +/- | PIM | PP | SH | GW | OT | S   | PCTG | P/GM | S/GM |
|-----|-----|-------|----------------------------|----|----|----|-----|-----|-----|----|----|----|----|-----|------|------|------|
| 1   | C   | 12,14 | <b>Patrick Marleau</b>     | 92 | 37 | 25 | 62  | -6  | 42  | 14 | 3  | 10 | 1  | 214 | 17.3 | 0.67 | 2.3  |
| 2   | C   | 25    | Vincent Dampousse          | 53 | 15 | 23 | 38  | -6  | 68  | 5  | 3  | 3  | 0  | 119 | 12.6 | 0.72 | 2.2  |
| 3   | R   | 14    | Jonathan Cheechoo          | 58 | 16 | 19 | 35  | 8   | 32  | 3  | 0  | 3  | 0  | 158 | 10.1 | 0.60 | 2.7  |
| 4   | C   | 19    | <b>Joe Thornton</b>        | 41 | 6  | 29 | 35  | -2  | 29  | 3  | 0  | 2  | 0  | 92  | 6.5  | 0.85 | 2.2  |
| 5   | C   | 18    | Mike Ricci                 | 59 | 14 | 19 | 33  | 8   | 26  | 4  | 0  | 2  | 0  | 77  | 18.2 | 0.56 | 1.3  |
| 6   | R   | 11    | Owen Nolan                 | 40 | 15 | 12 | 27  | -10 | 54  | 4  | 2  | 5  | 0  | 146 | 10.3 | 0.68 | 3.7  |
| 7   | C   | 7     | Igor Larionov              | 25 | 6  | 21 | 27  | -5  | 12  | 0  | 0  | 0  | 0  | 46  | 13.0 | 1.08 | 1.8  |
| 8   | D   | 2,40  | Mike Rathje                | 71 | 9  | 14 | 23  | -14 | 45  | 7  | 0  | 0  | 0  | 61  | 14.8 | 0.32 | 0.9  |
| 9   | R   | 22    | Ulf Dahlien                | 25 | 11 | 6  | 17  | -16 | 0   | 6  | 0  | 2  | 1  | 55  | 20.0 | 0.68 | 2.2  |
| 10  | L   | 29    | <b>Ryane Clowe</b>         | 31 | 10 | 7  | 17  | -9  | 37  | 2  | 0  | 1  | 0  | 66  | 15.2 | 0.55 | 2.1  |
| 11  | R   | 24    | Sergei Makarov             | 25 | 11 | 5  | 16  | -1  | 8   | 3  | 0  | 2  | 0  | 34  | 32.4 | 0.64 | 1.4  |
| 12  | L   | 17    | Scott Thornton             | 41 | 10 | 5  | 15  | 4   | 42  | 0  | 0  | 1  | 0  | 76  | 13.2 | 0.37 | 1.9  |
| 13  | R   | 9     | Milan Michalek             | 39 | 10 | 6  | 16  | 9   | 18  | 3  | 0  | 2  | 0  | 93  | 10.8 | 0.41 | 2.4  |
| 14  | C/L | 19    | Marco Sturm                | 38 | 6  | 9  | 15  | -4  | 12  | 0  | 0  | 1  | 0  | 72  | 8.3  | 0.39 | 1.9  |
| 15  | C/L | 39,19 | Jeff Friesen               | 34 | 5  | 10 | 15  | -15 | 30  | 1  | 0  | 0  | 0  | 72  | 6.9  | 0.44 | 2.1  |
| 16  | D   | 6     | Sandis Ozolinsh            | 25 | 3  | 12 | 15  | -10 | 14  | 1  | 0  | 0  | 0  | 38  | 7.9  | 0.60 | 1.5  |
| 17  | D   | 10,44 | Christian Ehrhoff          | 38 | 2  | 13 | 15  | 2   | 40  | 1  | 0  | 1  | 0  | 68  | 2.9  | 0.39 | 1.8  |
| 18  | D   | 5,8   | Jeff Norton                | 38 | 1  | 14 | 15  | 4   | 39  | 0  | 0  | 0  | 0  | 41  | 2.4  | 0.39 | 1.1  |
| 19  | L/R | 15,94 | Alexander Korolyuk         | 34 | 6  | 8  | 14  | -2  | 18  | 2  | 0  | 2  | 0  | 62  | 9.7  | 0.41 | 1.8  |
| 20  | D   | 43,22 | Scott Hannan               | 58 | 1  | 12 | 13  | 9   | 79  | 1  | 0  | 1  | 0  | 75  | 1.3  | 0.22 | 1.3  |
| 21  | L/C | 14    | Ray Whitney                | 25 | 4  | 8  | 12  | -7  | 10  | 0  | 0  | 1  | 1  | 31  | 12.9 | 0.48 | 1.2  |
| 22  | R   | 24    | Niklas Sundstrom           | 30 | 1  | 11 | 12  | 1   | 10  | 0  | 0  | 0  | 0  | 31  | 3.2  | 0.40 | 1.0  |
| 23  | D   | 41    | Tom Pederson               | 24 | 1  | 11 | 12  | -20 | 10  | 0  | 1  | 0  | 0  | 48  | 2.1  | 0.50 | 2.0  |
| 24  | D   | 7     | Brad Stuart                | 46 | 3  | 8  | 11  | -14 | 27  | 1  | 0  | 0  | 0  | 56  | 5.4  | 0.24 | 1.2  |
| 25  | D   | 20    | Gary Suter                 | 25 | 2  | 9  | 11  | -4  | 20  | 1  | 0  | 1  | 0  | 55  | 3.6  | 0.44 | 2.2  |
| 26  | D   | 52    | Craig Rivet                | 24 | 2  | 9  | 11  | -3  | 34  | 1  | 0  | 0  | 0  | 38  | 5.3  | 0.46 | 1.6  |
| 27  | C   | 8     | <b>Joe Pavelski</b>        | 25 | 6  | 5  | 11  | 2   | 9   | 2  | 0  | 3  | 1  | 68  | 8.8  | 0.44 | 2.7  |
| 28  | R   | 8     | Teemu Selanne              | 18 | 5  | 5  | 10  | -1  | 4   | 2  | 0  | 1  | 0  | 40  | 12.5 | 0.56 | 2.2  |
| 29  | C   | 27    | Todd Elik                  | 14 | 5  | 5  | 10  | -5  | 12  | 1  | 0  | 0  | 0  | 45  | 11.1 | 0.71 | 3.2  |
| 30  | L   | 10    | Johan Garpenlov            | 14 | 4  | 6  | 10  | 0   | 6   | 0  | 0  | 2  | 0  | 23  | 17.4 | 0.71 | 1.6  |
| 31  | R   | 37,32 | Stephane Matteau           | 35 | 2  | 8  | 10  | -2  | 16  | 0  | 0  | 0  | 0  | 33  | 6.1  | 0.29 | 0.9  |
| 32  | D   | 4     | Kyle McLaren               | 43 | 0  | 10 | 10  | -3  | 30  | 0  | 0  | 0  | 0  | 26  | 0.0  | 0.23 | 0.6  |
| 33  | C   | 13    | Jamie Baker                | 25 | 5  | 4  | 9   | -8  | 42  | 0  | 0  | 2  | 0  | 33  | 15.2 | 0.36 | 1.3  |
| 34  | D   | 25,18 | Matthew Carle              | 33 | 2  | 7  | 9   | 4   | 8   | 1  | 0  | 1  | 0  | 32  | 6.3  | 0.27 | 1.0  |
| 35  | D   | 10,33 | Marcus Ragnarsson          | 41 | 1  | 8  | 9   | 0   | 40  | 0  | 0  | 0  | 0  | 37  | 2.7  | 0.22 | 0.9  |
| 36  | R   | 23    | Nicholas Dimitrakos        | 15 | 1  | 8  | 9   | 2   | 8   | 0  | 0  | 1  | 1  | 22  | 4.5  | 0.60 | 1.5  |
| 37  | C   | 57,11 | Marcel Goc                 | 37 | 3  | 5  | 8   | 3   | 8   | 0  | 0  | 1  | 0  | 38  | 7.9  | 0.22 | 1.0  |
| 38  | D   | 42    | Tom Preissing              | 22 | 1  | 7  | 8   | 0   | 4   | 0  | 0  | 0  | 0  | 25  | 4.0  | 0.36 | 1.1  |
| 39  | R   | 17    | Pat Falloon                | 25 | 4  | 3  | 7   | -8  | 6   | 0  | 0  | 0  | 0  | 32  | 12.5 | 0.28 | 1.3  |
| 40  | C   | 34    | Patrick Rissmiller         | 30 | 3  | 4  | 7   | -1  | 10  | 0  | 0  | 1  | 1  | 42  | 7.1  | 0.23 | 1.4  |
| 41  | C   | 15    | Craig Janney               | 11 | 3  | 4  | 7   | -13 | 4   | 0  | 0  | 1  | 0  | 17  | 17.6 | 0.64 | 1.5  |
| 42  | L   | 28    | Nils Ekman                 | 27 | 2  | 5  | 7   | -4  | 16  | 1  | 0  | 0  | 0  | 53  | 3.8  | 0.26 | 2.0  |
| 43  | R   | 26    | Steve Bernier              | 22 | 1  | 6  | 7   | 6   | 10  | 1  | 0  | 1  | 0  | 29  | 3.4  | 0.32 | 1.3  |
| 44  | D   | 51    | Brian Campbell             | 13 | 1  | 6  | 7   | 3   | 4   | 0  | 0  | 0  | 0  | 22  | 4.5  | 0.54 | 1.7  |
| 45  | D   | 2     | Bill Houlder               | 12 | 4  | 2  | 6   | 2   | 6   | 3  | 0  | 0  | 0  | 16  | 25.0 | 0.50 | 1.3  |
| 46  | D   | 27    | Bryan Marchant             | 40 | 3  | 3  | 6   | 5   | 38  | 0  | 0  | 0  | 0  | 49  | 6.1  | 0.15 | 1.2  |
| 47  | R/C | 13,9  | Todd Harvey                | 46 | 2  | 4  | 6   | -2  | 30  | 1  | 0  | 0  | 0  | 35  | 5.7  | 0.13 | 0.8  |
| 48  | D   | 4     | Jay More                   | 24 | 0  | 6  | 6   | -4  | 38  | 0  | 0  | 0  | 0  | 16  | 0.0  | 0.25 | 0.7  |
| 49  | R   | 27    | Jeremy Roenick             | 18 | 2  | 4  | 6   | -1  | 14  | 1  | 0  | 0  | 0  | 31  | 6.5  | 0.33 | 1.7  |
| 50  | L   | 12    | Bob Errey                  | 14 | 3  | 2  | 5   | -3  | 10  | 1  | 0  | 0  | 0  | 12  | 25.0 | 0.36 | 0.9  |
| 51  | R   | 25    | Mike Grier                 | 30 | 2  | 3  | 5   | -3  | 35  | 0  | 0  | 0  | 0  | 61  | 3.3  | 0.17 | 2.0  |
| 52  | R   | 15    | John MacLean               | 6  | 2  | 3  | 5   | 1   | 4   | 1  | 0  | 0  | 0  | 18  | 11.1 | 0.83 | 3.0  |
| 53  | L   | 11    | Gaetan Duchesne            | 14 | 1  | 4  | 5   | -2  | 12  | 0  | 0  | 0  | 0  | 17  | 5.9  | 0.36 | 1.2  |
| 54  | R   | 17    | Joe Murphy                 | 12 | 1  | 4  | 5   | -1  | 24  | 1  | 0  | 0  | 0  | 31  | 3.2  | 0.42 | 2.6  |
| 55  | C   | 9     | Bernie Nicholls            | 6  | 0  | 5  | 5   | -2  | 8   | 0  | 0  | 0  | 0  | 6   | 0.0  | 0.83 | 1.0  |
| 56  | R   | 16    | <b>Devin Setoguchi</b>     | 15 | 2  | 3  | 5   | -3  | 4   | 0  | 0  | 0  | 0  | 29  | 6.9  | 0.33 | 1.9  |
| 57  | C   | 16    | Mark Smith                 | 24 | 4  | 0  | 4   | 4   | 21  | 1  | 0  | 1  | 0  | 33  | 12.1 | 0.17 | 1.4  |
| 58  | L   | 9     | Adam Graves                | 12 | 3  | 1  | 4   | -2  | 6   | 0  | 0  | 2  | 0  | 15  | 20.0 | 0.33 | 1.3  |
| 59  | R   | 21    | Tony Granato               | 23 | 2  | 2  | 4   | 0   | 20  | 0  | 0  | 0  | 0  | 27  | 7.4  | 0.17 | 1.2  |
| 60  | C   | 10    | Alyn McCauley              | 17 | 2  | 2  | 4   | 0   | 6   | 0  | 0  | 0  | 0  | 15  | 13.3 | 0.24 | 0.9  |
| 61  | C   | 37    | Curtis Brown               | 35 | 0  | 4  | 4   | -6  | 24  | 0  | 0  | 0  | 0  | 38  | 0.0  | 0.11 | 1.1  |
| 62  | C   | 12    | Ron Sutter                 | 24 | 1  | 2  | 3   | -2  | 28  | 0  | 0  | 0  | 0  | 28  | 3.6  | 0.13 | 1.2  |
| 63  | D   | 26,44 | Vlastimil Kroupa           | 20 | 1  | 2  | 3   | -11 | 25  | 0  | 0  | 1  | 0  | 9   | 11.1 | 0.15 | 0.5  |
| 64  | L   | 15,26 | Dave Lowry                 | 19 | 1  | 2  | 3   | 0   | 24  | 0  | 0  | 0  | 0  | 10  | 10.0 | 0.16 | 0.5  |
| 65  | C   | 15    | Wayne Primeau              | 17 | 1  | 2  | 3   | -7  | 4   | 0  | 0  | 0  | 0  | 28  | 3.6  | 0.18 | 1.6  |
| 66  | C   | 17    | <b>Torrey Mitchell</b>     | 17 | 1  | 2  | 3   | -3  | 12  | 1  | 0  | 0  | 0  | 29  | 3.4  | 0.18 | 1.7  |
| 67  | D   | 44    | <b>Marc-Edouard Vlasic</b> | 30 | 0  | 3  | 3   | -3  | 2   | 0  | 0  | 0  | 0  | 23  | 0.0  | 0.10 | 0.8  |
| 68  | D   | 22    | <b>Dan Boyle</b>           | 6  | 2  | 2  | 4   | -1  | 8   | 1  | 0  | 0  | 0  | 18  | 11.1 | 0.67 | 3.0  |
| 69  | D   | 4     | <b>Robert Blake</b>        | 6  | 1  | 3  | 4   | -5  | 4   | 0  | 0  | 0  | 0  | 26  | 3.8  | 0.67 | 4.3  |
| 70  | R   | 37    | Rob Gaudreau               | 14 | 2  | 0  | 2   | -1  | 0   | 1  | 1  | 0  | 0  | 14  | 14.3 | 0.14 | 1.0  |
| 71  | R   | 36    | Jeff Odgers                | 22 | 1  | 1  | 2   | -2  | 34  | 0  | 0  | 0  | 0  | 11  | 9.1  | 0.09 | 0.5  |

PLAYOFFS



# ALL-TIME SHARKS PLAYOFF SCORING

| RNK           | POS | NO    | PLAYER           | GP         | G          | A          | PTS | +/- | PIM         | PP        | SH        | GW        | OT       | S           | PCTG       | P/GM | S/GM |
|---------------|-----|-------|------------------|------------|------------|------------|-----|-----|-------------|-----------|-----------|-----------|----------|-------------|------------|------|------|
| 72            | D   | 41    | Douglas Murray   | 19         | 1          | 1          | 2   | -1  | 11          | 0         | 0         | 0         | 0        | 22          | 4.5        | 0.11 | 1.2  |
| 73            | L/R | 18    | Chris Tancill    | 11         | 1          | 1          | 2   | -7  | 8           | 0         | 0         | 0         | 0        | 16          | 6.3        | 0.18 | 1.5  |
| 74            | C/L | 22    | Murray Craven    | 6          | 1          | 1          | 2   | -2  | 0           | 0         | 0         | 0         | 0        | 6           | 16.7       | 0.33 | 1.0  |
| 75            | G   | 35,20 | Evgeni Nabokov   | 65         | 0          | 2          | 2   | 0   | 6           | 0         | 0         | 0         | 0        | 0           | 0.0        | 0.03 | 0.0  |
| 76            | D   | 2     | Jim Kyte         | 11         | 0          | 2          | 2   | -1  | 14          | 0         | 0         | 0         | 0        | 8           | 0.0        | 0.18 | 0.7  |
| 77            | L   | 15    | Ville Nieminen   | 11         | 0          | 2          | 2   | -1  | 24          | 0         | 0         | 0         | 0        | 18          | 0.0        | 0.18 | 1.6  |
| 78            | R   | 13    | Bill Guerin      | 9          | 0          | 2          | 2   | -3  | 12          | 0         | 0         | 0         | 0        | 22          | 0.0        | 0.22 | 2.4  |
| 79            | D   | 5     | Rob Davison      | 6          | 0          | 2          | 2   | 0   | 4           | 0         | 0         | 0         | 0        | 3           | 0.0        | 0.33 | 0.5  |
| 80            | D   | 44    | Shawn Cronin     | 23         | 1          | 0          | 1   | -2  | 25          | 0         | 0         | 0         | 0        | 6           | 16.7       | 0.04 | 0.3  |
| 81            | R   | 22    | Ronnie Stern     | 9          | 1          | 0          | 1   | -3  | 17          | 0         | 0         | 0         | 0        | 14          | 7.1        | 0.11 | 1.6  |
| 82            | D   | 43    | Al Iafraite      | 6          | 1          | 0          | 1   | -4  | 10          | 1         | 0         | 0         | 0        | 10          | 10.0       | 0.17 | 1.7  |
| 83            | D   | 20    | Andrei Zyuzin    | 6          | 1          | 0          | 1   | -2  | 14          | 0         | 0         | 1         | 1        | 6           | 16.7       | 0.17 | 1.0  |
| 84            | D   | 6     | Jason Marshall   | 17         | 0          | 1          | 1   | 1   | 25          | 0         | 0         | 0         | 0        | 13          | 0.0        | 0.06 | 0.8  |
| 85            | D   | 6     | Josh Gorges      | 11         | 0          | 1          | 1   | -1  | 4           | 0         | 0         | 0         | 0        | 6           | 0.0        | 0.09 | 0.5  |
| 86            | G   | 29    | Mike Vernon      | 11         | 0          | 1          | 1   | 0   | 0           | 0         | 0         | 0         | 0        | 0           | 0.0        | 0.09 | 0.0  |
| 87            | R   | 42    | Shean Donovan    | 7          | 0          | 1          | 1   | -3  | 6           | 0         | 0         | 0         | 0        | 7           | 0.0        | 0.14 | 1.0  |
| 88            | G   | 32    | Arturs Irbe      | 20         | 0          | 0          | 0   | 0   | 16          | 0         | 0         | 0         | 0        | 0           | 0.0        | 0.00 | 0.0  |
| 89            | G   | 31    | Steve Shields    | 13         | 0          | 0          | 0   | 0   | 0           | 0         | 0         | 0         | 0        | 0           | 0.0        | 0.00 | 0.0  |
| 90            | G   | 35    | Vesa Toskala     | 11         | 0          | 0          | 0   | 0   | 0           | 0         | 0         | 0         | 0        | 0           | 0.0        | 0.00 | 0.0  |
| 91            | R   | 28    | Matt Bradley     | 10         | 0          | 0          | 0   | 0   | 0           | 0         | 0         | 0         | 0        | 4           | 0.0        | 0.00 | 0.4  |
| 92            | L   | 45    | Jody Shelley     | 7          | 0          | 0          | 0   | -1  | 2           | 0         | 0         | 0         | 0        | 1           | 0.0        | 0.00 | 0.1  |
| 92            | G   | 31    | Wade Flaherty    | 7          | 0          | 0          | 0   | 0   | 0           | 0         | 0         | 0         | 0        | 0           | 0.0        | 0.00 | 0.0  |
| 93            | L   | 24    | Travis Moen      | 6          | 0          | 0          | 0   | -4  | 2           | 0         | 0         | 0         | 0        | 4           | 0.0        | 0.00 | 0.7  |
| 94            | D   | 37    | Brad Lukowich    | 6          | 0          | 0          | 0   | 1   | 0           | 0         | 0         | 0         | 0        | 6           | 0.0        | 0.00 | 0.7  |
| 95            | L   | 28    | Shawn Burr       | 6          | 0          | 0          | 0   | -1  | 8           | 0         | 0         | 0         | 0        | 4           | 0.0        | 0.00 | 0.7  |
| 96            | L   | 12    | Bill Lindsay     | 6          | 0          | 0          | 0   | 0   | 16          | 0         | 0         | 0         | 0        | 4           | 0.0        | 0.00 | 0.7  |
| 97            | L/R | 8,12  | Kevin Miller     | 6          | 0          | 0          | 0   | -3  | 2           | 0         | 0         | 0         | 0        | 7           | 0.0        | 0.00 | 1.2  |
| 98            | L   | 62,23 | Andrei Nazarov   | 6          | 0          | 0          | 0   | 0   | 9           | 0         | 0         | 0         | 0        | 3           | 0.0        | 0.00 | 0.5  |
| 99            | D   | 3     | Bob Rouse        | 6          | 0          | 0          | 0   | -1  | 6           | 0         | 0         | 0         | 0        | 4           | 0.0        | 0.00 | 0.5  |
| 100           | D   | 5     | Jeff Jillson     | 4          | 0          | 0          | 0   | 0   | 0           | 0         | 0         | 0         | 0        | 2           | 0.0        | 0.00 | 0.7  |
| 101           | G   | 37,34 | Miikka Kiprusoff | 4          | 0          | 0          | 0   | 0   | 0           | 0         | 0         | 0         | 0        | 0           | 0.0        | 0.00 | 0.1  |
| 102           | L   | 7     | Mark Bell        | 4          | 0          | 0          | 0   | -2  | 2           | 0         | 0         | 0         | 0        | 2           | 0.0        | 0.00 | 0.5  |
| 103           | L   | 39    | Tomas Plihal     | 4          | 0          | 0          | 0   | 1   | 0           | 0         | 0         | 0         | 0        | 9           | 0.0        | 0.00 | 0.0  |
| 104           | D   | 23    | Shawn Heins      | 2          | 0          | 0          | 0   | -1  | 0           | 0         | 0         | 0         | 0        | 2           | 0.0        | 0.00 | 0.5  |
| 105           | G   | 29    | Jim Waite        | 2          | 0          | 0          | 0   | 0   | 0           | 0         | 0         | 0         | 0        | 0           | 0.0        | 0.00 | 2.3  |
| 106           | D   | 21    | Jim Fahey        | 2          | 0          | 0          | 0   | 0   | 0           | 0         | 0         | 0         | 0        | 0           | 0.0        | 0.00 | 1.0  |
| 107           | D   | 21    | Alexei Semenov   | 2          | 0          | 0          | 0   | 0   | 2           | 0         | 0         | 0         | 0        | 3           | 0.0        | 0.00 | 0.0  |
| 108           | G   | 32    | Kelly Hrudey     | 1          | 0          | 0          | 0   | 0   | 0           | 0         | 0         | 0         | 0        | 0           | 0.0        | 0.00 | 0.0  |
| 109           | G   | 33    | Brian Boucher    | 1          | 0          | 0          | 0   | 0   | 0           | 0         | 0         | 0         | 0        | 0           | 0.0        | 0.00 | 1.5  |
| 110           | R   | 32    | Claude Lemieux   | 1          | 0          | 0          | 0   | 0   | 0           | 0         | 0         | 0         | 0        | 1           | 0.0        | 0.00 | 0.0  |
| <b>TOTALS</b> |     |       |                  | <b>297</b> | <b>502</b> | <b>799</b> |     |     | <b>1594</b> | <b>80</b> | <b>10</b> | <b>57</b> | <b>6</b> | <b>3169</b> | <b>9.4</b> |      |      |

| NO.           | GOALTENDER       | GPI         | MINS        | AVG       | W         | L         | EN       | SO         | GA          | SA          | SPCT.    | G        | A         | PIM        | DECISIONS |
|---------------|------------------|-------------|-------------|-----------|-----------|-----------|----------|------------|-------------|-------------|----------|----------|-----------|------------|-----------|
| 33            | Brian Boucher    | 1           | 2           | 0.00      | 0         | 0         | 1        | 0          | 0           | 0           | .000     | 0        | 0         | 0          | 0         |
| 34            | Miikka Kiprusoff | 4           | 157         | 1.91      | 1         | 1         | 1        | 0          | 5           | 81          | .938     | 0        | 0         | 0          | 2         |
| 35, 20        | Evgeni Nabokov   | 65          | 3930        | 2.23      | 32        | 31        | 5        | 6          | 146         | 1711        | .915     | 0        | 2         | 6          | 63        |
| 29            | Mike Vernon      | 11          | 669         | 2.42      | 4         | 7         | 1        | 1          | 27          | 310         | .913     | 0        | 1         | 0          | 11        |
| 35            | Vesa Toskala     | 11          | 686         | 2.45      | 6         | 5         | 0        | 1          | 28          | 311         | .910     | 0        | 0         | 0          | 11        |
| 32            | Kelly Hrudey     | 1           | 20          | 3.00      | 0         | 0         | 0        | 0          | 1           | 6           | .833     | 0        | 0         | 0          | 0         |
| 31            | Steve Shields    | 13          | 756         | 3.33      | 5         | 8         | 1        | 0          | 42          | 359         | .883     | 0        | 0         | 0          | 13        |
| 32            | Arturs Irbe      | 20          | 1122        | 4.12      | 9         | 11        | 1        | 0          | 77          | 583         | .868     | 0        | 0         | 16         | 20        |
| 31            | Wade Flaherty    | 7           | 377         | 4.93      | 2         | 3         | 0        | 0          | 31          | 221         | .860     | 0        | 0         | 0          | 5         |
| <b>TOTALS</b> |                  | <b>7719</b> | <b>2.77</b> | <b>59</b> | <b>66</b> | <b>10</b> | <b>8</b> | <b>357</b> | <b>3582</b> | <b>.909</b> | <b>0</b> | <b>3</b> | <b>22</b> | <b>125</b> |           |

PLAYOFFS



Patrick Marleau (behind net) scored the overtime game-winner in Game 5 of the 2009 Western Conference Quarterfinals.

# ALL-TIME SHARKS PLAYOFF LEADERS



PLAYERS CURRENTLY ON SHARKS ROSTER IN **BOLD**

## GAMES PLAYED

|                           |           |
|---------------------------|-----------|
| 1. <b>Patrick Marleau</b> | <b>92</b> |
| 2. Mike Rathje            | 71        |
| 3. <b>Evgeni Nabokov</b>  | <b>65</b> |
| 4. Mike Ricci             | 59        |
| 5. Jonathan Cheechoo      | 58        |
| 6. Scott Hannan           | 58        |
| 7. Vincent Damphousse     | 53        |
| 8. Brad Stuart            | 46        |
| 9. Todd Harvey            | 46        |
| 10. Kyle McLaren          | 43        |

## GOALS

|                           |           |
|---------------------------|-----------|
| 1. <b>Patrick Marleau</b> | <b>37</b> |
| 2. Jonathan Cheechoo      | 16        |
| 3. Owen Nolan             | 15        |
| 4. Vincent Damphousse     | 15        |
| 5. Mike Ricci             | 14        |
| 6. Sergei Makarov         | 11        |
| 7. Ulf Dahlen             | 11        |
| 8. <b>Ryane Clowe</b>     | <b>10</b> |
| 9. Milan Michalek         | 10        |
| 10. Scott Thornton        | 10        |

## ASSISTS

|                           |           |
|---------------------------|-----------|
| 1. <b>Joe Thornton</b>    | <b>29</b> |
| 2. <b>Patrick Marleau</b> | <b>25</b> |
| 3. Vincent Damphousse     | 23        |
| 4. Igor Larionov          | 21        |
| 5. Jonathan Cheechoo      | 19        |
| 6. Mike Ricci             | 19        |
| 7. Jeff Norton            | 14        |
| 8. Mike Rathje            | 14        |
| 9. Christian Ehrhoff      | 13        |
| 10. Owen Nolan            | 12        |
| 11. Sandis Ozolinsh       | 12        |
| 12. Scott Hannan          | 12        |

## POINTS

|                           |           |
|---------------------------|-----------|
| 1. <b>Patrick Marleau</b> | <b>62</b> |
| 2. Vincent Damphousse     | 38        |
| 3. <b>Joe Thornton</b>    | <b>35</b> |
| 4. Jonathan Cheechoo      | 35        |
| 5. Mike Ricci             | 33        |
| 6. Igor Larionov          | 27        |
| 7. Owen Nolan             | 27        |
| 8. Mike Rathje            | 23        |
| 9. <b>Ryane Clowe</b>     | <b>17</b> |
| 10. Ulf Dahlen            | 17        |

## PLUS/MINUS

|                      |   |
|----------------------|---|
| 1. Milan Michalek    | 9 |
| 2. Scott Hannan      | 9 |
| 3. Jonathan Cheechoo | 8 |
| 4. Mike Ricci        | 8 |
| 5. Steve Bernier     | 6 |
| 6. Bryan Marchment   | 5 |
| 7. Scott Thornton    | 4 |
| 8. Mark Smith        | 4 |
| 9. Matthew Carle     | 4 |
| 10. Jeff Norton      | 4 |

## PENALTY MINUTES

|                           |           |
|---------------------------|-----------|
| 1. Scott Hannan           | 79        |
| 2. Vincent Damphousse     | 68        |
| 3. Owen Nolan             | 54        |
| 4. Mike Rathje            | 45        |
| 5. <b>Patrick Marleau</b> | <b>42</b> |
| 6. Scott Thornton         | 42        |
| 7. Jamie Baker            | 42        |
| 8. Christian Ehrhoff      | 40        |
| 9. Marcus Ragnarsson      | 40        |
| 10. Jeff Norton           | 39        |

## POWER PLAY GOALS

|                           |           |
|---------------------------|-----------|
| 1. <b>Patrick Marleau</b> | <b>14</b> |
| 2. Mike Rathje            | 7         |
| 3. Ulf Dahlen             | 6         |
| 4. Vincent Damphousse     | 5         |
| 5. Mike Ricci             | 5         |
| 6. Owen Nolan             | 4         |
| 7. <b>Joe Thornton</b>    | <b>3</b>  |
| 8. Milan Michalek         | 3         |
| 9. Jonathan Cheechoo      | 3         |
| 10. Sergei Makarov        | 3         |
| 11. Bill Houlder          | 3         |

## SHORT HANDED GOALS

|                           |          |
|---------------------------|----------|
| 1. <b>Patrick Marleau</b> | <b>3</b> |
| 2. Vincent Damphousse     | 3        |
| 3. Owen Nolan             | 2        |
| 4. Tom Pederson           | 1        |
| 5. Rob Gaudreau           | 1        |

## GAME WINNING GOALS

|                           |           |
|---------------------------|-----------|
| 1. <b>Patrick Marleau</b> | <b>10</b> |
| 2. Owen Nolan             | 5         |
| 3. <b>Joe Pavelski</b>    | <b>3</b>  |
| 4. Jonathan Cheechoo      | 3         |
| 5. Vincent Damphousse     | 3         |
| 6. 9 are tied with        | 2         |

## OVERTIME GOALS

|                           |          |
|---------------------------|----------|
| 1. <b>Patrick Marleau</b> | <b>1</b> |
| 2. <b>Joe Pavelski</b>    | <b>1</b> |
| 3. Patrick Rissmiller     | 1        |
| 4. Niko Dimitrakos        | 1        |
| 5. Ulf Dahlen             | 1        |
| 6. Ray Whitney            | 1        |
| 7. Andrei Zyuzin          | 1        |

## SHOTS

|                           |            |
|---------------------------|------------|
| 1. <b>Patrick Marleau</b> | <b>214</b> |
| 2. Jonathan Cheechoo      | 158        |
| 3. Owen Nolan             | 146        |
| 4. Vincent Damphousse     | 119        |
| 5. Milan Michalek         | 93         |
| 6. <b>Joe Thornton</b>    | <b>92</b>  |
| 7. Mike Ricci             | 77         |
| 8. Scott Thornton         | 76         |
| 9. Scott Hannan           | 75         |
| 10. Marco Sturm           | 72         |
| 11. Jeff Friesen          | 72         |

## SHOOTING PERCENTAGE

|                           |             |
|---------------------------|-------------|
| 1. Sergei Makarov         | 32.4        |
| 2. Bill Houlder           | 25.0        |
| 3. Bob Errey              | 25.0        |
| 4. Adam Graves            | 20.0        |
| 5. Ulf Dahlen             | 20.0        |
| 6. Mike Ricci             | 18.2        |
| 7. Craig Janney           | 17.6        |
| 8. Johan Garpenlov        | 17.4        |
| 9. <b>Patrick Marleau</b> | <b>17.3</b> |
| 10. Andrei Zyuzin         | 16.7        |
| 11. Shawn Cronin          | 16.7        |
| 12. Murray Craven         | 16.7        |



Mike Ricci

PLAYOFFS



# ALL-TIME SHARKS GOALTENDING LEADERS

PLAYERS CURRENTLY ON SHARKS  
ROSTER IN **BOLD**

## GAMES PLAYED

|                          |           |
|--------------------------|-----------|
| 1. <b>Evgeni Nabokov</b> | <b>65</b> |
| 2. Arturs Irbe           | 20        |
| 3. Steve Shields         | 13        |
| 4. Vesa Toskala          | 11        |
| Mike Vernon              | 11        |
| 6. Wade Flaherty         | 7         |
| 7. Miikka Kiprusoff      | 4         |
| 8. Brian Boucher         | 1         |
| Kelly Hrudey             | 1         |

## MINUTES

|                          |             |
|--------------------------|-------------|
| 1. <b>Evgeni Nabokov</b> | <b>3930</b> |
| 2. Arturs Irbe           | 1122        |
| 3. Steve Shields         | 756         |
| 4. Vesa Toskala          | 686         |
| 5. Mike Vernon           | 669         |
| 6. Wade Flaherty         | 377         |
| 7. Miikka Kiprusoff      | 157         |
| 8. Kelly Hrudey          | 20          |
| 9. Brian Boucher         | 2           |

## GOALS-AGAINST AVERAGE (Min. 3 GP)

|                          |             |
|--------------------------|-------------|
| 1. Miikka Kiprusoff      | 1.91        |
| 2. <b>Evgeni Nabokov</b> | <b>2.23</b> |
| 3. Mike Vernon           | 2.42        |
| 4. Vesa Toskala          | 2.45        |
| 5. Steve Shields         | 3.33        |
| 6. Arturs Irbe           | 4.12        |
| 7. Wade Flaherty         | 4.93        |

## WINS

|                          |           |
|--------------------------|-----------|
| 1. <b>Evgeni Nabokov</b> | <b>32</b> |
| 2. Arturs Irbe           | 9         |
| 3. Vesa Toskala          | 6         |
| 4. Steve Shields         | 5         |
| 5. Mike Vernon           | 4         |
| 6. Wade Flaherty         | 2         |
| 7. Miikka Kiprusoff      | 1         |

## DECISIONS

|                          |           |
|--------------------------|-----------|
| 1. <b>Evgeni Nabokov</b> | <b>63</b> |
| 2. Arturs Irbe           | 20        |
| 3. Steve Shields         | 13        |
| 4. Vesa Toskala          | 11        |
| Mike Vernon              | 11        |
| 6. Wade Flaherty         | 5         |
| 7. Miikka Kiprusoff      | 2         |

## EMPTY NET GOALS

|                          |          |
|--------------------------|----------|
| 1. <b>Evgeni Nabokov</b> | <b>5</b> |
| 2. Brian Boucher         | 1        |
| Miikka Kiprusoff         | 1        |
| Arturs Irbe              | 1        |
| Steve Shields            | 1        |
| Mike Vernon              | 1        |

## SHUTOUTS

|                          |          |
|--------------------------|----------|
| 1. <b>Evgeni Nabokov</b> | <b>6</b> |
| 2. Vesa Toskala          | 1        |
| Mike Vernon              | 1        |



Wade Flaherty

## GOALS ALLOWED

|                          |            |
|--------------------------|------------|
| 1. <b>Evgeni Nabokov</b> | <b>146</b> |
| 2. Arturs Irbe           | 77         |
| 3. Steve Shields         | 42         |
| 4. Wade Flaherty         | 31         |
| 5. Vesa Toskala          | 28         |
| 6. Mike Vernon           | 27         |
| 7. Miikka Kiprusoff      | 5          |
| 8. Kelly Hrudey          | 1          |

## SHOTS AGAINST

|                          |             |
|--------------------------|-------------|
| 1. <b>Evgeni Nabokov</b> | <b>1711</b> |
| 2. Arturs Irbe           | 583         |
| 3. Steve Shields         | 359         |
| 4. Vesa Toskala          | 311         |
| 5. Mike Vernon           | 310         |
| 6. Wade Flaherty         | 221         |
| 7. Miikka Kiprusoff      | 81          |
| 8. Kelly Hrudey          | 6           |

## SAVE PERCENTAGE (Min. 3 GP)

|                          |             |
|--------------------------|-------------|
| 1. Miikka Kiprusoff      | .938        |
| 2. <b>Evgeni Nabokov</b> | <b>.915</b> |
| 3. Mike Vernon           | .913        |
| 4. Vesa Toskala          | .910        |
| 5. Steve Shields         | .883        |
| 6. Arturs Irbe           | .868        |
| 7. Wade Flaherty         | .860        |

## ASSISTS

|                          |          |
|--------------------------|----------|
| 1. <b>Evgeni Nabokov</b> | <b>2</b> |
| 2. Mike Vernon           | 1        |

## PENALTY MINUTES

|                          |          |
|--------------------------|----------|
| 1. Arturs Irbe           | 16       |
| 2. <b>Evgeni Nabokov</b> | <b>6</b> |



# SHARKS ALL-TIME PLAYOFF RECORD BY GAME OF A SERIES



## GAME ONE

| DATE    | OPPONENT  | ROUND | LOCATION            | SCORE        | OT    | GWG            | GOALTENDERS (S/J/OPP)  |
|---------|-----------|-------|---------------------|--------------|-------|----------------|------------------------|
| 4/18/94 | Detroit   | WQF   | Joe Louis Arena     | 5-4 W        | -     | Kroupa         | Irbe/Essensa           |
| 5/2/94  | Toronto   | WSF   | Maple Leaf Gardens  | 3-2 W        | -     | Garpenlov      | Irbe/Potvin            |
| 5/7/95  | Calgary   | WQF   | Saddledome          | 5-4 W        | -     | Baker          | Irbe/Tabaracci-KIDD    |
| 5/21/95 | Detroit   | WSF   | Joe Louis Arena     | 0-6 L        | -     | Ciccarelli     | Flaherty/Vernon        |
| 4/22/98 | Dallas    | WQF   | Reunion Arena       | 1-4 L        | -     | Lind           | Vernon/Belfour         |
| 4/24/99 | Colorado  | WQF   | San Jose Arena      | 1-3 L        | -     | Ozolinish      | Vernon/Roy             |
| 4/12/00 | St. Louis | WQF   | Kiel Center         | 3-5 L        | -     | Pronger        | Shields/Turek          |
| 4/28/00 | Dallas    | WSF   | Reunion Arena       | 0-4 L        | -     | Gavey          | Shields/Belfour        |
| 4/12/01 | St. Louis | WQF   | Savvis Center       | 1-3 L        | -     | Young          | Nabokov/Turek          |
| 4/12/02 | Phoenix   | WQF   | Compaq Center       | 2-1 W        | -     | Marleau        | Nabokov/Burke          |
| 5/1/02  | Colorado  | WSF   | Pepsi Center        | 6-3 W        | -     | Marleau        | Nabokov/Roy            |
| 4/08/04 | St. Louis | WQF   | HP Pavilion         | 1-0 W OT     | 9:16  | Dimitrakos     | Nabokov/Osgood         |
| 4/22/04 | Colorado  | WSF   | HP Pavilion         | 5-2 W        | -     | Hannan         | Nabokov/AEBISCHER-Salo |
| 5/09/04 | Calgary   | WCF   | HP Pavilion         | 3-4 L OT     | 18:43 | Montador       | Nabokov/Kiprusoff      |
| 4/21/06 | Nashville | WQF   | Gaylord Ent. Center | 3-4 L        | -     | Hall           | Toskala/Mason          |
| 5/7/06  | Edmonton  | WSF   | HP Pavilion         | 2-1 W        | -     | Ehrhoff        | Toskala/Rolason        |
| 4/11/07 | Nashville | WQF   | Nashville Arena     | 5-4 W (2 OT) | 28:14 | Rissmiller     | Nabokov/Vokoun         |
| 4/26/07 | Detroit   | WSF   | Joe Louis Arena     | 2-0 W        | -     | Carle          | Nabokov/Hasek          |
| 4/9/08  | Calgary   | WQF   | HP Pavilion         | 2-3 L        | -     | Yelle          | Nabokov/Kiprusoff      |
| 4/25/08 | Dallas    | WSF   | HP Pavilion         | 2-3 L OT     | 4:39  | Morrow         | Nabokov/Turco          |
| 4/16/09 | Anaheim   | WQF   | HP Pavilion         | 0-2 L        | -     | S. Niedermayer | Nabokov/Hiller         |

**All-Time Game One Record: 10-11 Home: 3-5 Road: 7-6**

## GAME TWO

| DATE    | OPPONENT  | ROUND | LOCATION            | SCORE    | OT    | GWG         | GOALTENDERS (S/J/OPP) |
|---------|-----------|-------|---------------------|----------|-------|-------------|-----------------------|
| 4/20/94 | Detroit   | WQF   | Joe Louis Arena     | 0-4 L    | -     | Burr        | Irbe/Osgood           |
| 5/4/94  | Toronto   | WSF   | Maple Leaf Gardens  | 1-5 L    | -     | Gartner     | Irbe/Potvin           |
| 5/9/95  | Calgary   | WQF   | Saddledome          | 5-4 W OT | 12:21 | Dahlen      | Irbe/Kidd             |
| 5/23/95 | Detroit   | WSF   | Joe Louis Arena     | 2-6 L    | -     | Yzerman     | Irbe/Vernon           |
| 4/24/98 | Dallas    | WQF   | Reunion Arena       | 2-5 L    | -     | Verbeek     | VERNON-Hrudey/Belfour |
| 4/26/99 | Colorado  | WQF   | San Jose Arena      | 1-2 L OT | 7:53  | Hejduk      | Vernon/Roy            |
| 4/15/00 | St. Louis | WQF   | Kiel Center         | 4-2 W    | -     | Ricci       | Shields/Turek         |
| 4/30/00 | Dallas    | WSF   | Reunion Arena       | 0-1 L    | -     | Modano      | Shields/Belfour       |
| 4/14/01 | St. Louis | WQF   | Savvis Center       | 1-0 W    | -     | Thorton     | Nabokov/Turek         |
| 4/20/02 | Phoenix   | WQF   | Compaq Center       | 1-3 L    | -     | Briere      | Nabokov/Burke         |
| 5/4/02  | Colorado  | WSF   | Pepsi Center        | 2-8 L    | -     | Forsberg    | NABOKOV-Kiprusoff/Roy |
| 4/10/04 | St. Louis | WQF   | HP Pavilion         | 3-1 W    | -     | Marleau     | Nabokov-OSGOOD/Divis  |
| 4/24/04 | Colorado  | WSF   | HP Pavilion         | 4-1 W    | -     | Marleau     | Nabokov/Aebischer     |
| 5/11/04 | Calgary   | WCF   | HP Pavilion         | 1-4 L    | -     | Donovan     | Nabokov/Kiprusoff     |
| 4/23/06 | Nashville | WQF   | Gaylord Ent. Center | 3-0 W    | -     | Cheechoo    | Toskala/Mason         |
| 5/8/06  | Edmonton  | WSF   | HP Pavilion         | 2-1 W    | -     | J. Thornton | Toskala/Rolason       |
| 4/13/07 | Nashville | WQF   | Nashville Arena     | 2-5 L    | -     | Dumont      | Nabokov/Vokoun        |
| 4/28/07 | Detroit   | WSF   | Joe Louis Arena     | 2-3 L    | -     | Datsyuk     | Nabokov/Hasek         |
| 4/10/08 | Calgary   | WQF   | HP Pavilion         | 2-0 W    | -     | Pavelski    | Nabokov/Kiprusoff     |
| 4/27/08 | Dallas    | WSF   | HP Pavilion         | 2-5 L    | -     | Modano      | NABOKOV-Boucher/Turco |
| 4/19/09 | Anaheim   | WQF   | HP Pavilion         | 2-3 L    | -     | Miller      | Nabokov/Hiller        |

**All-Time Game Two Record: 8-13 Home: 4-4 Road: 4-9**

## GAME THREE

| DATE    | OPPONENT  | ROUND | LOCATION                 | SCORE        | OT    | GWG        | GOALTENDERS (S/J/OPP)    |
|---------|-----------|-------|--------------------------|--------------|-------|------------|--------------------------|
| 4/22/94 | Detroit   | WQF   | San Jose Arena           | 2-3 L        | -     | Burr       | Irbe/Osgood              |
| 5/6/94  | Toronto   | WSF   | San Jose Arena           | 5-2 W        | -     | Dahlen     | Irbe/POTVIN-Rhodes       |
| 5/11/95 | Calgary   | WQF   | San Jose Arena           | 2-9 L        | -     | Sullivan   | IRBE-Flaherty/Kidd       |
| 5/25/95 | Detroit   | WSF   | San Jose Arena           | 2-6 L        | -     | S. Kozlov  | Flaherty/Vernon          |
| 4/26/98 | Dallas    | WQF   | San Jose Arena           | 4-1 W        | -     | Nolan      | Vernon/BELFOUR-Fernandez |
| 4/28/99 | Colorado  | WQF   | McNichols Arena          | 4-2 W        | -     | Sturm      | Vernon/Roy               |
| 4/17/00 | St. Louis | WQF   | San Jose Arena           | 2-1 W        | -     | Nolan      | Shields/Turek            |
| 5/2/00  | Dallas    | WSF   | San Jose Arena           | 2-1 W        | -     | Nolan      | Shields/Belfour          |
| 4/16/01 | St. Louis | WQF   | Compaq Center            | 3-6 L        | -     | Drake      | NABOKOV-Kiprusoff/Turek  |
| 4/22/02 | Phoenix   | WQF   | America West Arena       | 4-1 W        | -     | Graves     | Nabokov/Burke            |
| 5/6/02  | Colorado  | WSF   | Compaq Center            | 6-4 W        | -     | Marleau    | Nabokov/Roy              |
| 4/12/04 | St. Louis | WQF   | Savvis Center            | 1-4 L        | -     | Drake      | Nabokov/Osgood           |
| 4/26/04 | Colorado  | WSF   | Pepsi Center             | 1-0 W        | -     | Damphousse | Nabokov/Aebischer        |
| 5/13/04 | Calgary   | WCF   | Pengrowth Saddledome     | 3-0 W        | -     | Damphousse | Nabokov/Kiprusoff        |
| 4/25/06 | Nashville | WQF   | HP Pavilion              | 4-1 W        | -     | Bernier    | Toskala/Mason            |
| 5/10/06 | Edmonton  | WSF   | Rexall Place             | 2-3 L (3 OT) | 42:24 | Horcoff    | Toskala/Rolason          |
| 4/16/07 | Nashville | WQF   | HP Pavilion              | 3-1 W        | -     | Clowe      | Nabokov/Vokoun           |
| 4/30/07 | Detroit   | WSF   | HP Pavilion              | 2-1 W        | -     | Cheechoo   | Nabokov/Hasek            |
| 4/13/08 | Calgary   | WQF   | Pengrowth Saddledome     | 3-4 L        | -     | Nolan      | Nabokov/Kiprusoff/JOSEPH |
| 4/29/08 | Dallas    | WSF   | American Airlines Center | 1-2 L OT     | 4:37  | Norstrom   | Nabokov/Turco            |
| 4/21/09 | Anaheim   | WQF   | Honda Center             | 4-3 W        | -     | Marleau    | Nabokov/Hiller           |

**All-Time Game Three Record: 13-8 Home: 7-3 Road: 6-5**



# SHARKS ALL-TIME PLAYOFF RECORD BY GAME OF A SERIES

## GAME FOUR

| DATE    | OPPONENT  | ROUND | LOCATION                 | SCORE    | OT    | GWG        | GOALTENDERS (SJ/OPP)    |
|---------|-----------|-------|--------------------------|----------|-------|------------|-------------------------|
| 4/23/94 | Detroit   | WQF   | San Jose Arena           | 4-3 W    | -     | Makarov    | Irbe/Osgood             |
| 5/8/94  | Toronto   | WSF   | San Jose Arena           | 3-8 L    | -     | Clark      | IRBE-Waite/Potvin       |
| 5/13/95 | Calgary   | WQF   | San Jose Arena           | 4-6 L    | -     | Reichel    | Irbe/Kidd               |
| 5/27/95 | Detroit   | WSF   | San Jose Arena           | 2-6 L*   | -     | Brown      | Flaherty/Vernon         |
| 4/28/98 | Dallas    | WQF   | San Jose Arena           | 1-0 W OT | 6:31  | Zyuzin     | Vernon/Belfour          |
| 4/30/99 | Colorado  | WQF   | McNichols Arena          | 7-3 W    | -     | Korolyuk   | Vernon/ROY-Billington   |
| 4/19/00 | St. Louis | WQF   | San Jose Arena           | 3-2 W    | -     | Suter      | Shields/Turek           |
| 5/5/00  | Dallas    | WSF   | San Jose Arena           | 5-4 L    | -     | Nieuwendyk | Shields/Belfour         |
| 4/17/01 | St. Louis | WQF   | Compaq Center            | 3-2 W    | -     | Nolan      | Kiprusoff/Turek         |
| 4/24/02 | Phoenix   | WQF   | America West Arena       | 2-1 W    | -     | Ricci      | Nabokov/Burke           |
| 5/8/02  | Colorado  | WSF   | Compaq Center            | 1-4 L    | -     | Sakic      | Nabokov/Roy             |
| 4/13/04 | St. Louis | WQF   | Savvis Center            | 4-3 W    | -     | Korolyuk   | Nabokov/Osgood          |
| 4/28/04 | Colorado  | WSF   | Pepsi Center             | 0-1 L OT | 5:15  | Sakic      | Nabokov/Aebischer       |
| 5/16/04 | Calgary   | WCF   | Pengrowth Saddledome     | 4-1 W    | -     | Damphousse | Nabokov/KIPRUSOFF-Turek |
| 4/27/06 | Nashville | WQF   | HP Pavilion              | 5-4 W    | -     | Marleau    | Toskala/Mason           |
| 5/12/06 | Edmonton  | WSF   | Rexall Place             | 3-6 L    | -     | J. Smith   | Toskala/Roloson         |
| 4/18/07 | Nashville | WQF   | HP Pavilion              | 3-2 W    | -     | Michalek   | Nabokov/Vokoun          |
| 5/2/07  | Detroit   | WSF   | HP Pavilion              | 2-3 L OT | 16:04 | Schneider  | Nabokov/Hasek           |
| 4/15/08 | Calgary   | WQF   | Pengrowth Saddledome     | 3-2 W    | -     | Thornton   | Nabokov/Kiprusoff       |
| 4/30/08 | Dallas    | WSF   | American Airlines Center | 2-1 W    | -     | Michalek   | Nabokov/Turco           |
| 4/23/09 | Anaheim   | WQF   | Honda Center             | 0-4 L    | -     | Ryan       | Nabokov/Hiller          |

All-Time Game Four Record: 12-9 Home: 5-5 Road: 7-4

## GAME FIVE

| DATE    | OPPONENT  | ROUND | LOCATION            | SCORE    | OT   | GWG        | GOALTENDERS (SJ/OPP) |
|---------|-----------|-------|---------------------|----------|------|------------|----------------------|
| 4/26/94 | Detroit   | WQF   | San Jose Arena      | 6-4 W    | -    | Garpelov   | Irbe/OSGOOD-Essensa  |
| 5/10/94 | Toronto   | WSF   | San Jose Arena      | 5-2 W    | -    | Makarov    | Irbe/Potvin          |
| 5/15/95 | Calgary   | WQF   | Saddledome          | 0-5 L    | -    | Nieuwendyk | IRBE, Flaherty/Kidd  |
| 4/30/98 | Dallas    | WQF   | Reunion Arena       | 2-3 L    | -    | Modano     | Vernon/Belfour       |
| 5/1/99  | Colorado  | WQF   | McNichols Arena     | 2-6 L    | -    | Sakic      | Shields/Roy          |
| 4/21/00 | St. Louis | WQF   | Kiel Center         | 3-5 L    | -    | Pronger    | Shields/Turek        |
| 5/7/00  | Dallas    | WSF   | Reunion Arena       | 1-4 L*   | -    | Thornton   | Shields/Belfour      |
| 4/19/01 | St. Louis | WQF   | Savvis Center       | 2-3 L OT | 9:54 | Salvador   | Kiprusoff/Turek      |
| 4/26/02 | Phoenix   | WQF   | Compaq Center       | 4-1 W*   | -    | Graves     | Nabokov/Burke        |
| 5/11/02 | Colorado  | WSF   | Pepsi Center        | 5-3 W    | -    | Selanne    | Nabokov/Roy          |
| 4/15/04 | St. Louis | WQF   | HP Pavilion         | 3-1 W*   | -    | Smith      | Nabokov/Osgood       |
| 5/01/04 | Colorado  | WSF   | HP Pavilion         | 1-2 L OT | 1:54 | Sakic      | Nabokov/Aebischer    |
| 5/17/04 | Calgary   | WCF   | HP Pavilion         | 0-3 L    | -    | Iginla     | Nabokov/Kiprusoff    |
| 4/30/06 | Nashville | WQF   | Gaylord Ent. Center | 2-1 W*   | -    | Marleau    | Toskaia/Mason        |
| 5/14/06 | Edmonton  | WSF   | HP Pavilion         | 3-6 L    | -    | Pisani     | Toskala/Roloson      |
| 4/20/07 | Nashville | WQF   | Nashville Arena     | 3-2 W*   | -    | Marleau    | Nabokov/Vokoun       |
| 5/5/07  | Detroit   | WSF   | Joe Louis Arena     | 1-4 L    | -    | Datsyuk    | Nabokov/Hasek        |
| 4/17/08 | Calgary   | WQF   | HP Pavilion         | 4-3 W    | -    | Cheechoo   | Nabokov/Kiprusoff    |
| 5/2/08  | Dallas    | WSF   | HP Pavilion         | 3-2 W OT | 1:05 | Pavelski   | Nabokov/Turco        |
| 4/25/09 | Anaheim   | WQF   | HP Pavilion         | 3-2 W OT | 6:02 | Marleau    | Nabokov/Hiller       |

All-Time Game Five Record: 10-10 Home: 6-3 Road: 4-7

## GAME SIX

| DATE    | OPPONENT  | ROUND | LOCATION                 | SCORE         | OT    | GWG        | GOALTENDERS (SJ/OPP)  |
|---------|-----------|-------|--------------------------|---------------|-------|------------|-----------------------|
| 4/28/94 | Detroit   | WQF   | Joe Louis Arena          | 1-7 L         | -     | Chiasson   | IRBE, Waite/Osgood    |
| 5/12/94 | Toronto   | WSF   | Maple Leaf Gardens       | 2-3 L OT      | 8:53  | Gartner    | Irbe/Potvin           |
| 5/17/95 | Calgary   | WQF   | San Jose Arena           | 5-3 W         | -     | Janney     | Flaherty/Kidd         |
| 5/2/98  | Dallas    | WQF   | San Jose Arena           | 2-3 L OT*     | 3:43  | Keane      | Vernon/Belfour        |
| 5/3/99  | Colorado  | WQF   | San Jose Arena           | 2-3 L OT*     | 13:12 | Hejduk     | Vernon/Roy            |
| 4/23/00 | St. Louis | WQF   | San Jose Arena           | 2-6 L         | -     | Hecht      | SHIELDS-Nabokov/Turek |
| 4/21/01 | St. Louis | WQF   | Compaq Center            | 1-2 L*        | -     | Demitra    | Nabokov/Turek         |
| 5/13/02 | Colorado  | WSF   | Compaq Center            | 1-2 L OT      | 2:47  | Forsberg   | Nabokov/Roy           |
| 5/04/04 | Colorado  | WSF   | Pepsi Center             | 3-1 W*        | -     | Goc        | Nabokov/Aebischer     |
| 5/19/04 | Calgary   | WCF   | Pengrowth Saddledome     | 1-3 L*        | -     | Gelinas    | Nabokov/Kiprusoff     |
| 5/17/06 | Edmonton  | WSF   | Rexall Place             | 0-2 L*        | -     | Peca       | Toskala/Roloson       |
| 5/7/07  | Detroit   | WSF   | HP Pavilion              | 0-2 L*        | -     | Samuelsson | Nabokov/Hasek         |
| 4/20/08 | Calgary   | WQF   | Pengrowth Saddledome     | 0-2 L         | -     | Nolan      | Nabokov/Kiprusoff     |
| 5/4/08  | Dallas    | WSF   | American Airlines Center | 1-2 L (4 OT)* | 69:03 | Morrow     | Nabokov/Turco         |
| 4/27/09 | Anaheim   | WQF   | Honda Center             | 1-4 L*        | -     | Selanne    | Nabokov/Hiller        |

All-Time Game Six Record: 2-13 Home: 1-4 Road: 1-9

## GAME SEVEN

| DATE    | OPPONENT  | ROUND | LOCATION           | SCORE         | OT    | GWG      | GOALTENDERS (SJ/OPP)     |
|---------|-----------|-------|--------------------|---------------|-------|----------|--------------------------|
| 4/30/94 | Detroit   | WQF   | Joe Louis Arena    | 3-2 W*        | -     | Baker    | Irbe/Osgood              |
| 5/14/94 | Toronto   | WSF   | Maple Leaf Gardens | 2-4 L*        | -     | Osborne  | Irbe/Potvin              |
| 5/19/95 | Calgary   | WQF   | Saddledome         | 5-4 W (2 OT)* | 21:54 | Whitney  | Flaherty/Kidd            |
| 4/25/00 | St. Louis | WQF   | Kiel Center        | 3-1 W*        | -     | Nolan    | Shields/Turek            |
| 5/15/02 | Colorado  | WSF   | Pepsi Center       | 0-1 L*        | -     | Forsberg | Nabokov/Roy              |
| 4/22/08 | Calgary   | WQF   | HP Pavilion        | 5-3 W*        | -     | Pavelski | Nabokov/KIPRUSOFF-Joseph |

All-Time Game Seven Record: 4-2 Home: 1-0 Road: 3-2

WCF = Western Conference Finals

WSF = Western Conference Semifinals

GOALTENDER IN CAPS received the decision (win or loss)

WQF = Western Conference Quarterfinals

\* = Series-clinching game

# SHARKS ALL-TIME PLAYOFF RECORD



| SERIES | WON | LOST | GP  | W  | L  | GF  | GA  |
|--------|-----|------|-----|----|----|-----|-----|
| 21     | 9   | 12   | 125 | 59 | 66 | 307 | 375 |

## SHARKS PLAYOFF RECORD BY TEAMS

### ANAHEIM DUCKS

| SERIES        | WON      | LOST     | GP       | W        | L        | GF        | GA        | PP          | PK           |
|---------------|----------|----------|----------|----------|----------|-----------|-----------|-------------|--------------|
| 2008-09 WQF   | 0        | 1        | 6        | 2        | 4        | 10        | 18        | 4/24        | 18/23        |
| <b>TOTALS</b> | <b>0</b> | <b>1</b> | <b>6</b> | <b>2</b> | <b>4</b> | <b>10</b> | <b>18</b> | <b>4/24</b> | <b>18/23</b> |

2008-09 WQF - Anaheim defeated San Jose, 4-2

### CALGARY FLAMES

| SERIES        | WON      | LOST     | GP        | W         | L         | GF        | GA        | PP           | PK           |
|---------------|----------|----------|-----------|-----------|-----------|-----------|-----------|--------------|--------------|
| 2007-08 WQF   | 1        | 0        | 7         | 4         | 3         | 19        | 17        | 6/31         | 18/22        |
| 2003-04 WCF   | 0        | 1        | 6         | 2         | 4         | 12        | 16        | 3/25         | 21/23        |
| 1994-95 WQF   | 1        | 0        | 7         | 4         | 3         | 26        | 35        | 6/31         | 24/31        |
| <b>TOTALS</b> | <b>2</b> | <b>1</b> | <b>20</b> | <b>10</b> | <b>10</b> | <b>57</b> | <b>68</b> | <b>15/87</b> | <b>61/76</b> |

1994-95 WQF - San Jose defeated Calgary, 4-3

2003-04 WCF - Calgary defeated San Jose, 4-2

2007-08 WCF - San Jose defeated Calgary, 4-3

### COLORADO AVALANCHE

| SERIES        | WON      | LOST     | GP        | W        | L         | GF        | GA        | PP           | PK           |
|---------------|----------|----------|-----------|----------|-----------|-----------|-----------|--------------|--------------|
| 2003-04 WSF   | 1        | 0        | 6         | 4        | 2         | 14        | 7         | 4/25         | 24/27        |
| 2001-02 WSF   | 0        | 1        | 7         | 3        | 4         | 21        | 25        | 3/21         | 19/23        |
| 1998-99 WQF   | 0        | 1        | 6         | 2        | 4         | 17        | 19        | 7/41         | 35/42        |
| <b>TOTALS</b> | <b>1</b> | <b>2</b> | <b>19</b> | <b>9</b> | <b>10</b> | <b>52</b> | <b>51</b> | <b>14/87</b> | <b>78/92</b> |

1998-99 WQF - Colorado defeated San Jose, 4-2

2001-02 WSF - Colorado defeated San Jose, 4-3

2003-04 WSF - San Jose defeated Colorado, 4-2

### DALLAS STARS

| SERIES        | WON      | LOST     | GP        | W        | L         | GF        | GA        | PP           | PK           |
|---------------|----------|----------|-----------|----------|-----------|-----------|-----------|--------------|--------------|
| 2007-08 WSF   | 0        | 1        | 6         | 2        | 4         | 11        | 15        | 2/25         | 17/22        |
| 1999-00 WQF   | 0        | 1        | 5         | 1        | 4         | 7         | 15        | 4/28         | 16/21        |
| 1997-98 WSF   | 0        | 1        | 6         | 2        | 4         | 12        | 16        | 6/36         | 31/38        |
| <b>TOTALS</b> | <b>0</b> | <b>3</b> | <b>17</b> | <b>5</b> | <b>12</b> | <b>30</b> | <b>46</b> | <b>12/89</b> | <b>64/91</b> |

1997-98 WQF - Dallas defeated San Jose, 4-2

1999-00 WSF - Dallas defeated San Jose, 4-1

2007-08 WSF - Dallas defeated San Jose, 4-2

### DETROIT RED WINGS

| SERIES        | WON      | LOST     | GP        | W        | L         | GF        | GA        | PP           | PK           |
|---------------|----------|----------|-----------|----------|-----------|-----------|-----------|--------------|--------------|
| 2006-07 WSF   | 0        | 1        | 6         | 2        | 4         | 9         | 13        | 2/27         | 20/25        |
| 1994-95 WSF   | 0        | 1        | 4         | 0        | 4         | 6         | 24        | 3/17         | 9/15         |
| 1993-94 WQF   | 1        | 0        | 7         | 4        | 3         | 21        | 27        | 6/36         | 30/35        |
| <b>TOTALS</b> | <b>1</b> | <b>2</b> | <b>17</b> | <b>6</b> | <b>11</b> | <b>36</b> | <b>64</b> | <b>11/80</b> | <b>59/75</b> |

2006-07 WSF - Detroit defeated San Jose, 4-2

1994-95 WSF - Detroit defeated San Jose, 4-0

1993-94 WQF - San Jose defeated Detroit, 4-3

### EDMONTON OILERS

| SERIES        | WON      | LOST     | GP       | W        | L        | GF        | GA        | PP          | PK           |
|---------------|----------|----------|----------|----------|----------|-----------|-----------|-------------|--------------|
| 2005-06 WSF   | 0        | 1        | 6        | 2        | 4        | 12        | 19        | 2/35        | 24/29        |
| <b>TOTALS</b> | <b>0</b> | <b>1</b> | <b>6</b> | <b>2</b> | <b>4</b> | <b>12</b> | <b>19</b> | <b>2/35</b> | <b>24/29</b> |

2005-06 WSF - Edmonton defeated San Jose, 4-2

### NASHVILLE PREDATORS

| SERIES        | WON      | LOST     | GP        | W        | L        | GF        | GA        | PP           | PK           |
|---------------|----------|----------|-----------|----------|----------|-----------|-----------|--------------|--------------|
| 2006-07 WQF   | 1        | 0        | 5         | 4        | 1        | 16        | 14        | 2/30         | 19/22        |
| 2005-06 WQF   | 1        | 0        | 5         | 4        | 1        | 17        | 10        | 9/37         | 26/34        |
| <b>TOTALS</b> | <b>2</b> | <b>0</b> | <b>10</b> | <b>8</b> | <b>2</b> | <b>33</b> | <b>24</b> | <b>11/67</b> | <b>45/56</b> |

2006-07 WQF - San Jose defeated Nashville, 4-1

2005-06 WQF - San Jose defeated Nashville, 4-1

### PHOENIX COYOTES

| SERIES        | WON      | LOST     | GP       | W        | L        | GF        | GA       | PP          | PK           |
|---------------|----------|----------|----------|----------|----------|-----------|----------|-------------|--------------|
| 2001-02 WQF   | 1        | 0        | 5        | 4        | 1        | 13        | 7        | 2/24        | 24/25        |
| <b>TOTALS</b> | <b>1</b> | <b>0</b> | <b>5</b> | <b>4</b> | <b>1</b> | <b>13</b> | <b>7</b> | <b>2/24</b> | <b>24/25</b> |

2001-02 WQF - San Jose defeated Phoenix, 4-1



# SHARKS PLAYOFF RECORD BY TEAMS

CONTINUED

## ST. LOUIS BLUES

| SERIES        | WON      | LOST     | GP        | W         | L        | GF        | GA        | PP          | PK           |
|---------------|----------|----------|-----------|-----------|----------|-----------|-----------|-------------|--------------|
| 2003-04 WQF   | 1        | 0        | 5         | 4         | 1        | 12        | 9         | 3/31        | 23/24        |
| 2000-01 WQF   | 0        | 1        | 6         | 2         | 4        | 11        | 16        | 0/22        | 22/27        |
| 1999-00 WQF   | 1        | 0        | 7         | 4         | 3        | 20        | 22        | 6/35        | 31/39        |
| <b>TOTALS</b> | <b>2</b> | <b>1</b> | <b>18</b> | <b>10</b> | <b>8</b> | <b>43</b> | <b>47</b> | <b>9/88</b> | <b>76/90</b> |

1999-00 WQF - San Jose defeated St. Louis, 4-3

2000-01 WQF - St. Louis defeated San Jose, 4-2

2002-03 WQF - San Jose defeated St. Louis, 4-1

## TORONTO MAPLE LEAFS

| SERIES        | WON      | LOST     | GP       | W        | L        | GF        | GA        | PP          | PK           |
|---------------|----------|----------|----------|----------|----------|-----------|-----------|-------------|--------------|
| 1993-94 WSF   | 0        | 1        | 7        | 3        | 4        | 21        | 26        | 3/38        | 18/26        |
| <b>TOTALS</b> | <b>0</b> | <b>1</b> | <b>7</b> | <b>3</b> | <b>4</b> | <b>21</b> | <b>26</b> | <b>3/38</b> | <b>18/26</b> |

1993-94 WSF - Toronto defeated San Jose, 4-3

WSF = Western Conference Finals WQF = Western Conference Quarterfinals WSF = Western Conference Semifinals

Record: 7-14

## SHARKS OVERTIME PLAYOFF GAMES (21)

| DATE    | SERIES/<br>GAME # | VS. | SITE                     | GWG                | TIME      | SCORE | SERIES WINNER  |
|---------|-------------------|-----|--------------------------|--------------------|-----------|-------|----------------|
| 5/12/94 | WSF/6             | TOR | Maple Leaf Gardens       | Mike Gartner       | 8:53      | 2-3 L | Toronto 4-3    |
| 5/09/95 | WQF/2             | CGY | Saddledome               | Ulf Dahlen         | 12:21     | 5-4 W | San Jose, 4-3  |
| 5/19/95 | WQF/7             | CGY | Saddledome               | Ray Whitney        | 21:54 2OT | 5-4 W | San Jose, 4-3  |
| 4/28/98 | WQF/4             | DAL | San Jose Arena           | Andrei Zyuzin      | 6:31      | 1-0 W | Dallas, 4-2    |
| 5/02/98 | WQF/6             | DAL | San Jose Arena           | Mike Keane         | 3:43      | 2-3 L | Dallas, 4-2    |
| 4/24/99 | WQF/2             | COL | San Jose Arena           | Milan Hejduk       | 7:53      | 1-2 L | Colorado, 4-2  |
| 5/03/99 | WQF/6             | COL | San Jose Arena           | Milan Hejduk       | 13:12     | 2-3 L | Colorado, 4-2  |
| 4/21/01 | WQF/5             | STL | Savvis Center            | Bryce Salvador     | 9:54      | 2-3 L | St. Louis, 4-2 |
| 5/13/02 | WSF/6             | COL | Compaq Center            | Peter Forsberg     | 2:47      | 1-2 L | Colorado, 4-3  |
| 4/08/04 | WQF/1             | STL | HP Pavilion              | Niko Dimitrakos    | 9:16      | 1-0 W | San Jose, 4-1  |
| 4/28/04 | WSF/4             | COL | Pepsi Center             | Joe Sakic          | 5:15      | 0-1 L | San Jose, 4-2  |
| 5/01/04 | WSF/5             | COL | HP Pavilion              | Joe Sakic          | 1:54      | 1-2 L | San Jose, 4-2  |
| 5/09/04 | WCF/1             | CGY | HP Pavilion              | Steve Montador     | 18:43     | 3-4 L | Calgary, 4-2   |
| 5/10/06 | WSF/3             | EDM | Rexall Place             | Shawn Horcoff      | 42:24 3OT | 2-3 L | Edmonton, 4-2  |
| 4/11/07 | WQF/1             | NSH | Nashville Arena          | Patrick Rissmiller | 28:14 2OT | 5-4 W | San Jose, 4-1  |
| 5/2/07  | WSF/4             | DET | HP Pavilion              | Mathieu Schneider  | 16:04     | 2-3 L | Detroit, 4-2   |
| 4/25/08 | WSF/1             | DAL | HP Pavilion              | Brendan Morrow     | 4:39      | 2-3 L | Dallas, 4-2    |
| 4/29/08 | WSF/3             | DAL | American Airlines Center | Mattias Norstrom   | 4:37      | 1-2 L | Dallas, 4-2    |
| 5/2/08  | WSF/5             | DAL | HP Pavilion              | Joe Pavelski       | 1:05      | 3-2 W | Dallas, 4-2    |
| 5/4/08  | WSF/6             | DAL | American Airlines Center | Brendan Morrow     | 69:03 4OT | 1-2 L | Dallas, 4-2    |
| 4/25/09 | WQF/5             | ANA | HP Pavilion              | Patrick Marleau    | 6:02      | 3-2 W | Anaheim, 4-2   |

## SHARKS PLAYOFF HAT TRICKS (4)

| DATE    | SERIES/<br>GAME # | VS. | SITE           | GWG             | SCORE | SERIES WINNER |
|---------|-------------------|-----|----------------|-----------------|-------|---------------|
| 5/6/94  | WSF/3             | TOR | San Jose Arena | Ulf Dahlen      | 5-2 W | Toronto, 4-3  |
| 4/10/04 | WQF/2             | STL | HP Pavilion    | Patrick Marleau | 3-1 W | San Jose, 4-1 |
| 4/22/04 | WSF/1             | COL | HP Pavilion    | Patrick Marleau | 5-2 W | San Jose, 4-2 |
| 4/27/06 | WQF/4             | NSH | HP Pavilion    | Patrick Marleau | 5-4 W | San Jose, 4-1 |

## OPPONENT PLAYOFF HAT TRICKS (4)

| DATE    | SERIES/<br>GAME # | VS. | SITE           | GWG             | SCORE | SERIES WINNER |
|---------|-------------------|-----|----------------|-----------------|-------|---------------|
| 5/11/95 | WQF/3             | CGY | San Jose Arena | Mike Sullivan   | 2-9 L | San Jose, 4-3 |
| 5/13/95 | WQF/4             | CGY | San Jose Arena | T. Fleury (4 G) | 4-6 L | San Jose, 4-3 |
| 4/23/00 | WQF/6             | STL | San Jose Arena | Scott Young     | 2-6 L | San Jose, 4-3 |
| 4/12/04 | WQF/3             | STL | Savvis Center  | Mike Sillinger  | 1-4 L | San Jose, 4-1 |

# SHARKS PLAYOFF SHUTOUTS (8)



| DATE    | SERIES/<br>GAME # | VS. | SITE                 | GOALTENDER     | SAVES | SCORE  | SERIES WINNER  |
|---------|-------------------|-----|----------------------|----------------|-------|--------|----------------|
| 4/28/98 | WQF/4             | DAL | San Jose Arena       | Mike Vernon    | 26    | 1-0 OT | Dallas, 4-2    |
| 4/14/01 | WQF/2             | STL | Savvis Center        | Evgeni Nabokov | 28    | 1-0    | St. Louis, 4-2 |
| 4/09/04 | WQF/1             | STL | HP Pavilion          | Evgeni Nabokov | 26    | 1-0 OT | San Jose, 4-1  |
| 4/26/04 | WSF/3             | COL | Pepsi Center         | Evgeni Nabokov | 33    | 1-0    | San Jose, 4-2  |
| 5/13/04 | WCF/3             | CGY | Pengrowth Saddledome | Evgeni Nabokov | 34    | 3-0    | Calgary, 4-2   |
| 4/23/06 | WQF/2             | NSH | Gaylord Ent. Center  | Vesa Toskala   | 25    | 3-0    | San Jose, 4-1  |
| 4/26/07 | WSF/1             | DET | Joe Louis Arena      | Evgeni Nabokov | 34    | 2-0    | Detroit, 4-2   |
| 4/10/08 | WQF/2             | CGY | HP Pavilion          | Evgeni Nabokov | 21    | 2-0    | San Jose, 4-3  |

## OPPONENT PLAYOFF SHUTOUTS (13)

| DATE    | SERIES/<br>GAME # | VS. | SITE                 | GOALTENDER       | SAVES | SCORE    | SERIES WINNER |
|---------|-------------------|-----|----------------------|------------------|-------|----------|---------------|
| 4/20/94 | WQF/2             | DET | Joe Louis Arena      | Chris Osgood     | 22    | 0-4 L    | San Jose, 4-3 |
| 5/15/95 | WQF/5             | CGY | Saddledome           | Trevor Kidd      | 25    | 0-5 L    | San Jose, 4-3 |
| 5/21/95 | WSF/1             | DET | Joe Louis Arena      | Mike Vernon      | 15    | 0-6 L    | Detroit, 4-0  |
| 4/28/00 | WSF/1             | DAL | Reunion Arena        | Ed Belfour       | 18    | 0-4 L    | Dallas, 4-2   |
| 4/30/00 | WSF/2             | DAL | Reunion Arena        | Ed Belfour       | 19    | 0-1 L    | Dallas, 4-2   |
| 5/15/02 | WSF/6             | COL | Pepsi Center         | Patrick Roy      | 27    | 0-1 L    | Colorado, 4-3 |
| 4/28/04 | WSF/4             | COL | Pepsi Center         | David Aebischer  | 27    | 0-1 L OT | San Jose, 4-2 |
| 5/15/04 | WCF/5             | CGY | HP Pavilion          | Miikka Kiprusoff | 19    | 0-3 L    | Calgary, 4-2  |
| 5/17/06 | WSF/6             | EDM | Rexall Place         | Dwayne Roloson   | 24    | 0-2 L    | Edmonton, 4-2 |
| 5/7/07  | WSF/6             | DET | HP Pavilion          | Dominik Hasek    | 28    | 0-2 L    | Detroit, 4-2  |
| 4/20/08 | WQF/6             | CGY | Pengrowth Saddledome | Miikka Kiprusoff | 21    | 0-2 L    | San Jose, 4-3 |
| 4/16/09 | WQF/1             | ANA | HP Pavilion          | Jonas Hiller     | 35    | 0-2 L    | Anaheim, 4-2  |
| 4/23/09 | WQF/4             | ANA | Honda Center         | Jonas Hiller     | 31    | 0-4 L    | Anaheim, 4-2  |

## SHARKS PLAYOFF SCORING LEADERS BY YEAR

| YEAR    | GOALS                             | ASSISTS  | POINTS                              | PIM                                    |
|---------|-----------------------------------|--|-------------------------------------|--|
| 2008-09 | Patrick Marleau (2)<br>Dan Boyle  | Joe Thornton (4)                                       | Joe Thornton (5)                    | Jeremy Roenick (12)                    |
| 2007-08 | Ryane Clowe (5)<br>Joe Pavelski   | Joe Thornton (8)                                       | Joe Thornton (10)                   | Craig Rivet (16)                       |
| 2006-07 | Ryane Clowe (4)<br>Milan Michalek | Joe Thornton (10)                                      | Joe Thornton (11)                   | Scott Hannan (33)                      |
| 2005-06 | Patrick Marleau (9)               | Joe Thornton (7)                                       | Patrick Marleau (14)                | Ville Nieminen (24)                    |
| 2003-04 | Patrick Marleau (8)               | Niko Dimitrakos (8)                                    | V. Damphousse (14)                  | Jason Marshall (25)                    |
| 2001-02 | Patrick Marleau (6)<br>Owen Nolan | Mike Ricci (6)<br>V. Damphousse                        | Patrick Marleau (11)<br>Todd Harvey | V. Damphousse (12)<br>Scott Hannan     |
| 2000-01 | Scott Thornton (3)                | Niklas Sundstrom<br>Stephane Matteau (3)<br>Mike Ricci | Stephane Matteau (4)                | Marcus Ragnarsson<br>Bill Lindsay (16) |
| 1999-00 | Owen Nolan (8)                    | V. Damphousse (7)                                      | Owen Nolan (10)                     | V. Damphousse (16)                     |
| 1998-99 | V. Damphousse (2)<br>Bill Houlder | Jeff Norton (7)  | Jeff Norton (7)                     | Jeff Friesen (14)                      |
| 1997-98 | John MacLean (2)<br>Owen Nolan    | Bernie Nicholls (5)                                    | John MacLean (5)<br>Bernie Nicholls | Owen Nolan (26)                        |
| 1994-95 | Ulf Dahlen (5)<br>Mike Rathje     | Igor Larionov (8)                                      | Ulf Dahlen (9)<br>Igor Larionov     | Jeff Odgers (23)                       |
| 1993-94 | Sergei Makarov (8)                | Igor Larionov (13)                                     | Igor Larionov (18)                  | Jay More (32)                          |



# SHARKS PLAYOFF GOALTENDING LEADERS BY YEAR

| YEAR    | GAMES PLAYED        | DECISIONS           | WINS                | SAVES                |
|---------|---------------------|---------------------|---------------------|----------------------|
| 2008-09 | Evgeni Nabokov (6)  | Evgeni Nabokov (6)  | Evgeni Nabokov (2)  | Evgeni Nabokov (155) |
| 2007-08 | Evgeni Nabokov (13) | Evgeni Nabokov (13) | Evgeni Nabokov (6)  | Evgeni Nabokov (333) |
| 2006-07 | Evgeni Nabokov (11) | Evgeni Nabokov (11) | Evgeni Nabokov (6)  | Evgeni Nabokov (323) |
| 2005-06 | Vesa Toskala (11)   | Vesa Toskala (11)   | Vesa Toskala (6)    | Vesa Toskala (311)   |
| 2003-04 | Evgeni Nabokov (17) | Evgeni Nabokov (17) | Evgeni Nabokov (10) | Evgeni Nabokov (431) |
| 2001-02 | Evgeni Nabokov (12) | Evgeni Nabokov (12) | Evgeni Nabokov (7)  | Evgeni Nabokov (291) |
| 2000-01 | Evgeni Nabokov (4)  | Evgeni Nabokov (4)  | Evgeni Nabokov (1)  | Evgeni Nabokov (93)  |
|         |                     |                     | Miikka Kiprusoff    |                      |
| 1999-00 | Steve Shields (12)  | Steve Shields (12)  | Steve Shields (5)   | Steve Shields (287)  |
| 1998-99 | Mike Vernon (5)     | Mike Vernon (5)     | Mike Vernon (2)     | Mike Vernon (172)    |
| 1997-98 | Mike Vernon (6)     | Mike Vernon (6)     | Mike Vernon (2)     | Mike Vernon (124)    |
| 1994-95 | Wade Flaherty (7)   | Arturs Irbe (6)     | Wade Flaherty (2)   | Wade Flaherty (190)  |
|         |                     |                     | Arturs Irbe         |                      |
| 1993-94 | Arturs Irbe (14)    | Arturs Irbe (14)    | Arturs Irbe (7)     | Arturs Irbe (349)    |

## SHARKS ALL-TIME PLAYOFF SPECIAL TEAMS

| YEAR    |         | PP    | PCT.  | RANK       | PK    | PCT.  | RANK       |
|---------|---------|-------|-------|------------|-------|-------|------------|
| 2008-09 | Overall | 4/24  | 16.7% | 8th NHL    | 18/23 | 78.3% | 11th NHL   |
|         | Home    | 1/15  | 6.7%  | 14th NHL   | 7/9   | 77.8% | 10th NHL   |
|         | Road    | 3/9   | 33.3% | 1st NHL    | 11/14 | 78.6% | 13th NHL   |
| 2007-08 | Overall | 8/56  | 14.3% | 12th NHL   | 33/44 | 75.0% | 14th NHL   |
|         | Home    | 5/31  | 16.1% | 11th NHL   | 19/26 | 73.1% | 13th NHL   |
|         | Road    | 3/25  | 12.0% | 12th NHL   | 14/18 | 77.8% | 11th NHL   |
| 2006-07 | Overall | 4/57  | 7.0%  | 14th NHL   | 39/47 | 83.0% | 10th NHL   |
|         | Home    | 1/25  | 4.0%  | 15th NHL   | 14/18 | 77.8% | 14th NHL   |
|         | Road    | 3/32  | 9.4%  | 10th NHL   | 25/29 | 86.2% | 7th NHL    |
| 2005-06 | Overall | 11/72 | 15.3% | 10th NHL   | 11/62 | 80.6% | 10th NHL   |
|         | Home    | 5/34  | 14.7% | 10th NHL   | 20/25 | 80.0% | 11th NHL   |
|         | Road    | 6/38  | 15.8% | 7th NHL    | 30/37 | 81.1% | 11th NHL   |
| 2003-04 | Overall | 11/81 | 13.6% | 7th NHL    | 66/72 | 91.7% | 3rd NHL    |
|         | Home    | 7/51  | 13.7% | 8th NHL    | 34/36 | 94.4% | 4th NHL    |
|         | Road    | 4/30  | 13.6% | 6th NHL    | 32/36 | 88.9% | 9th NHL    |
| 2001-02 | Overall | 5/48  | 10.4% | 12th NHL   | 43/48 | 89.6% | 3rd NHL    |
|         | Home    | 4/27  | 14.8% | 9th NHL    | 18/20 | 90.0% | 5th NHL    |
|         | Road    | 1/21  | 4.8%  | 15th NHL   | 25/28 | 89.3% | 4th NHL    |
| 2000-01 | Overall | 0/22  | 0.0%  | 16th NHL   | 22/27 | 81.4% | 10th NHL   |
|         | Home    | 0/12  | 0.0%  | 16th NHL   | 8/12  | 66.7% | 16th NHL   |
|         | Road    | 0/10  | 0.0%  | 16th NHL   | 14/15 | 93.3% | 2nd NHL    |
| 1999-00 | Overall | 10/63 | 15.9% | 7th NHL    | 48/61 | 78.7% | 13th NHL   |
|         | Home    | 5/27  | 18.5% | 8th NHL    | 21/25 | 84.0% | 9th NHL    |
|         | Road    | 5/36  | 13.9% | 9th NHL    | 27/36 | 75.0% | 14th NHL   |
| 1998-99 | Overall | 7/41  | 17.1% | 7th NHL    | 35/42 | 83.3% | 9th NHL    |
|         | Home    | 2/18  | 11.1% | 12th NHL   | 14/18 | 77.8% | 12th NHL   |
|         | Road    | 5/23  | 21.7% | 4th NHL    | 21/24 | 87.5% | 6th NHL    |
| 1997-98 | Overall | 6/36  | 16.7% | 4th NHL    | 31/38 | 81.6% | 13th NHL   |
|         | Home    | 4/20  | 20.0% | 3rd NHL    | 7/8   | 87.5% | T-5th NHL  |
|         | Road    | 2/16  | 12.5% | 9th NHL    | 24/30 | 80.0% | 12th NHL   |
| 1994-95 | Overall | 9/48  | 18.8% | 8th NHL    | 33/46 | 71.7% | 14th NHL   |
|         | Home    | 4/24  | 16.7% | 7th NHL    | 18/21 | 85.7% | 4th NHL    |
|         | Road    | 5/24  | 20.8% | 4th NHL    | 15/25 | 60.0% | 16th NHL   |
| 1993-94 | Overall | 9/74  | 12.2% | 11th NHL   | 48/61 | 78.7% | 11th NHL   |
|         | Home    | 7/36  | 19.4% | 7th NHL    | 18/22 | 81.8% | T-11th NHL |
|         | Road    | 2/38  | 5.3%  | T-13th NHL | 30/39 | 76.9% | 13th NHL   |

# SHARKS PLAYOFF RESULTS BY YEAR



|                |                              |   |
|----------------|------------------------------|---|
| 2008-09        | Western Quarterfinals        | Anaheim (#8 seed) defeated SAN JOSE (#1 seed) 4-2           |
| <b>2007-08</b> | <b>Western Quarterfinals</b> | <b>SAN JOSE (#2 seed) defeated Calgary (#7 seed) 4-3</b>    |
|                | Western Semifinals           | Dallas (#5 seed) defeated SAN JOSE (#2 seed) 4-2            |
| <b>2006-07</b> | <b>Western Quarterfinals</b> | <b>SAN JOSE (#5 seed) defeated Nashville (#4 seed) 4-1</b>  |
|                | Western Semifinals           | Detroit (#1 seed) defeated SAN JOSE (#5 seed) 4-2           |
| <b>2005-06</b> | <b>Western Quarterfinals</b> | <b>SAN JOSE (#5 seed) defeated Nashville (#4 seed), 4-1</b> |
|                | Western Semifinals           | Edmonton (#8 seed) defeated SAN JOSE (#2 seed), 4-2         |
| <b>2003-04</b> | <b>Western Quarterfinals</b> | <b>SAN JOSE (#2 seed) defeated St. Louis (#7 seed), 4-1</b> |
|                | <b>Western Semifinals</b>    | <b>SAN JOSE (#2 seed) defeated Colorado (#4 seed), 4-2</b>  |
|                | Western Conference Finals    | Calgary (#6 seed) defeated SAN JOSE (#2 seed), 4-2          |
| <b>2001-02</b> | <b>Western Quarterfinals</b> | <b>SAN JOSE (#3 seed) defeated Phoenix (#6 seed), 4-1</b>   |
|                | Western Semifinals           | Colorado (#2 seed) defeated SAN JOSE (#3 seed), 4-3         |
| 2000-01        | Western Quarterfinals        | St. Louis (#4 seed) defeated SAN JOSE (#5 seed), 4-2        |
| <b>1999-00</b> | <b>Western Quarterfinals</b> | <b>SAN JOSE (#8 seed) defeated St. Louis (#1 seed), 4-3</b> |
|                | Western Semifinals           | Dallas (#2 seed) defeated SAN JOSE (#8 seed), 4-1           |
| 1998-99        | Western Quarterfinals        | Colorado (#2 seed) defeated SAN JOSE (#7 seed), 4-2         |
| 1997-98        | Western Quarterfinals        | Dallas (#1 seed) defeated SAN JOSE (#8 seed), 4-2           |
| <b>1994-95</b> | <b>Western Quarterfinals</b> | <b>SAN JOSE (#7 seed) defeated Calgary (#2 seed), 4-3</b>   |
|                | Western Semifinals           | Detroit (#1 seed) defeated SAN JOSE (#7 seed), 4-0          |
| <b>1993-94</b> | <b>Western Quarterfinals</b> | <b>SAN JOSE (#8 seed) defeated Detroit (#1 seed), 4-3</b>   |
|                | Western Semifinals           | Toronto (#3 seed) defeated SAN JOSE (#8 seed), 4-3          |

## SHARKS WHEN FACING ELIMINATION

Possible Playoff Elimination Games Played: 20

Team Record: 8-12 Home: 4-5 Road: 4-7

| DATE    | OPPONENT  | SITE                     | ROUND/GAME # | SCORE     | GWG        |
|---------|-----------|--------------------------|--------------|-----------|------------|
| 4/30/94 | Detroit   | Joe Louis Arena          | WQF/#7       | 3-2 W     | Baker      |
| 5/14/94 | Toronto   | Maple Leaf Gardens       | WSF/#7       | 2-4 L     | Osborne    |
| 5/17/95 | Calgary   | San Jose Arena           | WQF/#6       | 5-3 W     | Janney     |
| 5/19/95 | Calgary   | Saddledome               | WQF/#7       | 5-4 W OT  | Whitney    |
| 5/27/95 | Detroit   | San Jose Arena           | WSF/#4       | 2-6 L     | Brown      |
| 5/02/98 | Dallas    | San Jose Arena           | WQF/#6       | 2-3 L OT  | Keane      |
| 5/03/99 | Colorado  | San Jose Arena           | WQF/#6       | 2-3 L OT  | Hejduk     |
| 4/25/00 | St. Louis | Kiel Center              | WQF/#7       | 3-1 W     | Nolan      |
| 5/07/00 | Dallas    | Reunion Arena            | WSF/#5       | 1-4 L     | Thornton   |
| 4/21/01 | St. Louis | Compaq Center            | WQF/#6       | 1-2 L     | Demitra    |
| 5/15/02 | Colorado  | Pepsi Center             | WSF/#7       | 0-1 L     | Forsberg   |
| 5/19/04 | Calgary   | Pengrowth Saddledome     | WCF/#6       | 1-3 L     | Gelinas    |
| 5/17/06 | Edmonton  | Rexall Place             | WSF/#6       | 0-2 L     | Horcoff    |
| 5/7/07  | Detroit   | HP Pavilion              | WSF/#6       | 0-2 L     | Samuelsson |
| 4/22/08 | Calgary   | HP Pavilion              | WQF/#7       | 5-3 W     | Pavelski   |
| 4/30/08 | Dallas    | American Airlines Center | WSF/#4       | 2-1 W     | Michalek   |
| 5/2/08  | Dallas    | HP Pavilion              | WSF/#5       | 3-2 W OT  | Pavelski   |
| 5/4/08  | Dallas    | American Airlines Center | WSF/#6       | 1-2 L 4OT | Morrow     |
| 4/25/09 | Anaheim   | HP Pavilion              | WQF/#5       | 3-2 W OT  | Marleau    |
| 4/27/09 | Anaheim   | Honda Center             | WQF/#6       | 1-4 L     | Selanne    |

## OPPONENTS WHEN FACING ELIMINATION

Possible Playoff Elimination Games Played: 19

Opponents Record: 10-9 Home: 3-3 Road: 7-6

| DATE    | OPPONENT  | SITE                 | ROUND/GAME # | SCORE    | GWG      |
|---------|-----------|----------------------|--------------|----------|----------|
| 4/28/94 | Detroit   | Joe Louis Arena      | WQF/#6       | 7-1 W    | Chiasson |
| 4/30/94 | Detroit   | Joe Louis Arena      | WQF/#7       | 2-3 L    | Baker    |
| 5/12/94 | Toronto   | Maple Leaf Gardens   | WSF/#6       | 3-2 W OT | Gartner  |
| 5/14/94 | Toronto   | Maple Leaf Gardens   | WSF/#7       | 4-2 W    | Osborne  |
| 5/19/95 | Calgary   | Saddledome           | WQF/#7       | 4-5 L OT | Whitney  |
| 4/21/00 | St. Louis | Kiel Center          | WQF/#5       | 5-3 W    | Pronger  |
| 4/23/00 | St. Louis | San Jose Arena       | WQF/#6       | 6-2 W    | Hecht    |
| 4/25/00 | St. Louis | Kiel Center          | WSF/#7       | 1-3 L    | Nolan    |
| 4/26/02 | Phoenix   | Compaq Center        | WQF/#5       | 1-4 L    | Graves   |
| 5/13/02 | Colorado  | Compaq Center        | WSF/#6       | 2-1 W    | Forsberg |
| 5/15/02 | Colorado  | Pepsi Center         | WSF/#7       | 1-0 W    | Forsberg |
| 4/15/04 | St. Louis | HP Pavilion          | WQF/#5       | 1-3 L    | Smith    |
| 4/28/04 | Colorado  | Pepsi Center         | WSF/#4       | 1-0 W OT | Sakic    |
| 5/01/04 | Colorado  | HP Pavilion          | WSF/#5       | 2-1 W OT | Sakic    |
| 5/04/04 | Colorado  | Pepsi Center         | WSF/#6       | 1-3 L    | Goc      |
| 4/30/06 | Nashville | Gaylord Ent. Center  | WQF/#5       | 2-1 L    | Marleau  |
| 4/20/07 | Nashville | Nashville Arena      | WQF/#5       | 3-2 L    | Marleau  |
| 4/20/08 | Calgary   | Pengrowth Saddledome | WQF/#6       | 2-0 W    | Nolan    |
| 4/22/08 | Calgary   | HP Pavilion          | WQF/#7       | 3-5 L    | Pavelski |

PLAYOFFS



# 2009 SHARKS PLAYOFF SUMMARY

## WESTERN CONFERENCE QUARTERFINALS

### ANAHEIM DUCKS (#8) vs. SAN JOSE SHARKS (#1) • SHARKS SUMMARY: WON-2 LOST-4

| DATE     | SCORE                 | ATT.  | GOALTENDERS    | GW GOAL           |
|----------|-----------------------|-------|----------------|-------------------|
| APRIL 16 | @SHARKS 0; DUCKS 2    | 17496 | NABOKOV/HILLER | SCOTT NIEDERMAYER |
| APRIL 19 | @SHARKS 2; DUCKS 3    | 17496 | NABOKOV/HILLER | BOBBY RYAN        |
| APRIL 21 | SHARKS 4; @DUCKS 3    | 16277 | NABOKOV/HILLER | PATRICK MARLEAU   |
| APRIL 23 | SHARKS 0; @DUCKS 4    | 16830 | NABOKOV/HILLER | BOBBY RYAN        |
| APRIL 25 | @SHARKS 3; DUCKS 2 OT | 17496 | NABOKOV/HILLER | PATRICK MARLEAU   |
| APRIL 27 | SHARKS 1; @DUCKS 4    | 17174 | NABOKOV/HILLER | TEEMU SELANNE     |

| GOALS BY PERIOD | 1ST | 2ND | 3RD | OT | TOTAL | SHOTS BY PERIOD | 1ST | 2ND | 3RD | OT | TOTAL |
|-----------------|-----|-----|-----|----|-------|-----------------|-----|-----|-----|----|-------|
| SHARKS          | 4   | 3   | 2   | 1  | 10    | SHARKS          | 82  | 74  | 67  | 7  | 230   |
| DUCKS           | 4   | 5   | 9   | 0  | 18    | DUCKS           | 48  | 58  | 47  | 3  | 156   |

#### INDIVIDUAL SCORING

| SHARKS              | GP | G | A | TP | +/- | PM | PP | SH | GW | GT | EN | S  | PCTG |
|---------------------|----|---|---|----|-----|----|----|----|----|----|----|----|------|
| JOE THORNTON        | 6  | 1 | 4 | 5  | -3  | 5  | 1  | 0  | 0  | 0  | 0  | 17 | 5.9  |
| DAN BOYLE           | 6  | 2 | 2 | 4  | -1  | 8  | 1  | 0  | 0  | 0  | 0  | 18 | 11.1 |
| ROBERT BLAKE        | 6  | 1 | 3 | 4  | -5  | 4  | 0  | 0  | 0  | 0  | 0  | 26 | 3.8  |
| PATRICK MARLEAU     | 6  | 2 | 1 | 3  | 0   | 8  | 1  | 0  | 2  | 1  | 0  | 12 | 16.7 |
| DEVIN SETOGUCHI     | 6  | 1 | 2 | 3  | -1  | 2  | 0  | 0  | 0  | 0  | 0  | 17 | 5.9  |
| JONATHAN CHEECHOO   | 6  | 1 | 1 | 2  | 1   | 4  | 0  | 0  | 0  | 0  | 0  | 17 | 5.9  |
| RYANE CLOWE         | 6  | 1 | 1 | 2  | -4  | 8  | 0  | 0  | 0  | 0  | 0  | 11 | 9.1  |
| MILAN MICHALEK      | 6  | 1 | 0 | 1  | -3  | 2  | 1  | 0  | 0  | 0  | 0  | 20 | 5.0  |
| JEREMY ROENICK      | 6  | 0 | 1 | 1  | -1  | 12 | 0  | 0  | 0  | 0  | 0  | 11 | 0    |
| JOE PAVELSKI        | 6  | 0 | 1 | 1  | -3  | 9  | 0  | 0  | 0  | 0  | 0  | 18 | 0    |
| MARC-EDOUARD VLASIC | 6  | 0 | 1 | 1  | -6  | 0  | 0  | 0  | 0  | 0  | 0  | 5  | 0    |
| CLAUDE LEMIEUX      | 1  | 0 | 0 | 0  | 0   | 0  | 0  | 0  | 0  | 0  | 0  | 1  | 0    |
| JODY SHELLEY        | 1  | 0 | 0 | 0  | 0   | 0  | 0  | 0  | 0  | 0  | 0  | 0  | 0    |
| TORREY MITCHELL     | 4  | 0 | 0 | 0  | -1  | 2  | 0  | 0  | 0  | 0  | 9  | 0  | 0    |
| MIKE GRIER          | 6  | 0 | 0 | 0  | -2  | 6  | 0  | 0  | 0  | 0  | 0  | 8  | 0    |
| BRAD LUKOWICH       | 6  | 0 | 0 | 0  | 1   | 0  | 0  | 0  | 0  | 0  | 0  | 6  | 0    |
| EVGENI NABOKOV      | 6  | 0 | 0 | 0  | 0   | 0  | 0  | 0  | 0  | 0  | 0  | 0  | 0    |
| DOUGLAS MURRAY      | 6  | 0 | 0 | 0  | -1  | 9  | 0  | 0  | 0  | 0  | 0  | 3  | 0    |
| TRAVIS MOEN         | 6  | 0 | 0 | 0  | -4  | 2  | 0  | 0  | 0  | 0  | 0  | 4  | 0    |
| MARCEL GOC          | 6  | 0 | 0 | 0  | -2  | 2  | 0  | 0  | 0  | 0  | 0  | 7  | 0    |
| CHRISTIAN EHRRHOFF  | 6  | 0 | 0 | 0  | -2  | 2  | 0  | 0  | 0  | 0  | 0  | 20 | 0    |

POWER PLAY: 4-24 (16.7%) PENALTY KILLING: 5-23 (78.3%)

| GOALTENDING SHARKS | GP | MIN | GA | AVG  | EN | SO | W | L | SHOTS | SAVE% |
|--------------------|----|-----|----|------|----|----|---|---|-------|-------|
| EVGENI NABOKOV     | 6  | 362 | 17 | 2.82 | 1  | 0  | 2 | 4 | 155   | .890  |



®



# 2008 SHARKS PLAYOFF SUMMARY



## WESTERN CONFERENCE QUARTERFINALS

### CALGARY FLAMES (#7) vs. SAN JOSE SHARKS (#2) • SHARKS SUMMARY: WON-4 LOST-3

| DATE     | SCORE               | ATT.  | GOALTENDERS               | GW GOAL           |
|----------|---------------------|-------|---------------------------|-------------------|
| APRIL 9  | @SHARKS 2; FLAMES 3 | 17496 | NABOKOV/KIPRUSOFF         | STEPHANE YELLE    |
| APRIL 10 | @SHARKS 2; FLAMES 0 | 17496 | NABOKOV/KIPRUSOFF         | JOE PAVELSKI      |
| APRIL 13 | SHARKS 3; @FLAMES 4 | 19289 | NABOKOV/KIPRUSOFF, JOSEPH | OWEN NOLAN        |
| APRIL 15 | SHARKS 3; @FLAMES 2 | 19289 | NABOKOV/KIPRUSOFF         | JOE THORNTON      |
| APRIL 17 | @SHARKS 4; FLAMES 3 | 17496 | NABOKOV/KIPRUSOFF         | JONATHAN CHEECHOO |
| APRIL 20 | SHARKS 0; @FLAMES 2 | 19289 | NABOKOV/KIPRUSOFF         | OWEN NOLAN        |
| APRIL 22 | @SHARKS 5; FLAMES 3 | 17496 | NABOKOV/JOSEPH, KIPRUSOFF | JOE PAVELSKI      |

| GOALS BY PERIOD | 1ST | 2ND | 3RD | OT | TOTAL | SHOTS BY PERIOD | 1ST | 2ND | 3RD | OT | TOTAL |
|-----------------|-----|-----|-----|----|-------|-----------------|-----|-----|-----|----|-------|
| SHARKS          | 5   | 9   | 5   | 0  | 19    | SHARKS          | 57  | 106 | 66  | 0  | 229   |
| FLAMES          | 6   | 6   | 5   | 0  | 17    | FLAMES          | 52  | 58  | 52  | 0  | 162   |

#### INDIVIDUAL SCORING

| SHARKS              | GP | G | A | TP | +/- | PM | PP | SH | GW | GT | EN | S  | PCTG |
|---------------------|----|---|---|----|-----|----|----|----|----|----|----|----|------|
| RYANE CLOWE         | 7  | 4 | 4 | 8  | 1   | 8  | 2  | 0  | 0  | 0  | 0  | 30 | 13.3 |
| JOE PAVELSKI        | 7  | 3 | 4 | 7  | 3   | 0  | 1  | 0  | 2  | 0  | 0  | 27 | 11.1 |
| JOE THORNTON        | 7  | 2 | 5 | 7  | 1   | 0  | 1  | 0  | 1  | 0  | 0  | 14 | 14.3 |
| PATRICK MARLEAU     | 7  | 2 | 4 | 6  | 0   | 2  | 0  | 0  | 0  | 0  | 0  | 24 | 8.3  |
| JONATHAN CHEECHOO   | 7  | 3 | 2 | 5  | 1   | 2  | 0  | 0  | 1  | 0  | 0  | 18 | 16.7 |
| JEREMY ROENICK      | 6  | 2 | 2 | 4  | 0   | 0  | 1  | 0  | 0  | 0  | 0  | 7  | 28.6 |
| BRIAN CAMPBELL      | 7  | 0 | 3 | 3  | -1  | 0  | 0  | 0  | 0  | 0  | 0  | 11 | 0.0  |
| CRAIG RIVET         | 7  | 0 | 3 | 3  | -1  | 6  | 0  | 0  | 0  | 0  | 0  | 13 | 0.0  |
| CHRISTIAN EHRHOFF   | 4  | 0 | 3 | 3  | 4   | 6  | 0  | 0  | 0  | 0  | 0  | 6  | 0.0  |
| DOUGLAS MURRAY      | 7  | 1 | 1 | 2  | 0   | 0  | 0  | 0  | 0  | 0  | 0  | 11 | 9.1  |
| DEVIN SETOGUCHI     | 4  | 1 | 1 | 2  | 0   | 0  | 0  | 0  | 0  | 0  | 0  | 7  | 14.3 |
| TORREY MITCHELL     | 7  | 1 | 0 | 1  | 0   | 8  | 1  | 0  | 0  | 0  | 0  | 10 | 10.0 |
| MIKE GRIER          | 7  | 0 | 1 | 1  | 0   | 0  | 0  | 0  | 0  | 0  | 0  | 13 | 0.0  |
| MARC-EDOUARD VLASIC | 7  | 0 | 1 | 1  | 3   | 0  | 0  | 0  | 0  | 0  | 0  | 10 | 0.0  |
| MILAN MICHALEK      | 7  | 0 | 0 | 0  | 2   | 2  | 0  | 0  | 0  | 0  | 0  | 7  | 0.0  |
| MATT CARLE          | 6  | 0 | 0 | 0  | 1   | 4  | 0  | 0  | 0  | 0  | 0  | 2  | 0.0  |
| JODY SHELLEY        | 6  | 0 | 0 | 0  | -1  | 2  | 0  | 0  | 0  | 0  | 0  | 1  | 0.0  |
| KYLE MCLAREN        | 5  | 0 | 0 | 0  | -2  | 6  | 0  | 0  | 0  | 0  | 0  | 0  | 0.0  |
| PATRICK RISSMILLER  | 5  | 0 | 0 | 0  | -1  | 4  | 0  | 0  | 0  | 0  | 0  | 12 | 0.0  |
| CURTIS BROWN        | 4  | 0 | 0 | 0  | -2  | 2  | 0  | 0  | 0  | 0  | 0  | 2  | 0.0  |
| MARCEL GOC          | 1  | 0 | 0 | 0  | 1   | 0  | 0  | 0  | 0  | 0  | 0  | 1  | 0.0  |
| ALEXEI SEMENOV      | 1  | 0 | 0 | 0  | 0   | 0  | 0  | 0  | 0  | 0  | 0  | 3  | 0.0  |

POWER PLAY: 6-31 (19.4%) PENALTY KILLING: 16-22 (72.7%)

| GOALTENDING SHARKS | GP | MIN | GA | AVG  | EN | SO | W | L | SHOTS | SAVE% |
|--------------------|----|-----|----|------|----|----|---|---|-------|-------|
| EVGENI NABOKOV     | 7  | 416 | 17 | 2.45 | 0  | 1  | 4 | 3 | 162   | .895  |

## WESTERN CONFERENCE SEMIFINALS

### DALLAS STARS (#5) vs. SAN JOSE SHARKS (#2) • SHARKS SUMMARY: WON-2 LOST-4

| DATE     | SCORE                  | ATT.  | GOALTENDERS            | GW GOAL          |
|----------|------------------------|-------|------------------------|------------------|
| APRIL 25 | @SHARKS 2; STARS 3 OT  | 17496 | NABOKOV/TURCO          | BRENDEN MORROW   |
| APRIL 27 | @SHARKS 2; STARS 5     | 17496 | NABOKOV, BOUCHER/TURCO | MIKE MODANO      |
| APRIL 29 | SHARKS 1; @STARS 2 OT  | 18532 | NABOKOV/TURCO          | MATTIAS NORSTROM |
| APRIL 30 | SHARKS 2; @STARS 1     | 18584 | NABOKOV/TURCO          | MILAN MICHALEK   |
| MAY 2    | @SHARKS 3; STARS 2 OT  | 17496 | NABOKOV/TURCO          | JOE PAVELSKI     |
| MAY 4    | SHARKS 1; @STARS 2 4OT | 18532 | NABOKOV/TURCO          | BRENDEN MORROW   |

| GOALS BY PERIOD | 1ST | 2ND | 3RD | OT | TOTAL | SHOTS BY PERIOD | 1ST | 2ND | 3RD | OT | TOTAL |
|-----------------|-----|-----|-----|----|-------|-----------------|-----|-----|-----|----|-------|
| SHARKS          | 2   | 3   | 5   | 1  | 11    | SHARKS          | 49  | 53  | 49  | 35 | 186   |
| STARS           | 1   | 6   | 5   | 3  | 15    | STARS           | 40  | 46  | 46  | 40 | 172   |

#### INDIVIDUAL SCORING

| SHARKS              | GP | G | A | TP | +/- | PM | PP | SH | GW | GT | EN | S  | PCTG |
|---------------------|----|---|---|----|-----|----|----|----|----|----|----|----|------|
| MILAN MICHALEK      | 6  | 4 | 0 | 4  | 3   | 2  | 1  | 0  | 1  | 0  | 0  | 16 | 25.0 |
| BRIAN CAMPBELL      | 6  | 1 | 3 | 4  | 4   | 4  | 0  | 0  | 0  | 0  | 0  | 11 | 9.1  |
| JONATHAN CHEECHOO   | 6  | 1 | 2 | 3  | 2   | 2  | 0  | 0  | 0  | 0  | 0  | 16 | 6.2  |
| CRAIG RIVET         | 6  | 0 | 3 | 3  | 3   | 10 | 0  | 0  | 0  | 0  | 0  | 4  | 0.0  |
| JOE THORNTON        | 6  | 0 | 3 | 3  | 2   | 2  | 0  | 0  | 0  | 0  | 0  | 15 | 0.0  |
| PATRICK MARLEAU     | 6  | 2 | 0 | 2  | -2  | 0  | 0  | 2  | 0  | 0  | 0  | 21 | 9.5  |
| JOE PAVELSKI        | 6  | 2 | 0 | 2  | 0   | 0  | 1  | 0  | 1  | 1  | 0  | 17 | 11.8 |
| CHRISTIAN EHRHOFF   | 6  | 0 | 2 | 2  | -3  | 8  | 0  | 0  | 0  | 0  | 0  | 3  | 0.0  |
| TORREY MITCHELL     | 6  | 0 | 2 | 2  | -2  | 2  | 0  | 0  | 0  | 0  | 0  | 10 | 0.0  |
| RYANE CLOWE         | 6  | 1 | 0 | 1  | -3  | 4  | 0  | 0  | 0  | 0  | 0  | 11 | 9.1  |
| JEREMY ROENICK      | 6  | 0 | 1 | 1  | 0   | 2  | 0  | 0  | 0  | 0  | 0  | 13 | 0.0  |
| MATT CARLE          | 5  | 0 | 1 | 1  | -1  | 0  | 0  | 0  | 0  | 0  | 0  | 5  | 0.0  |
| MIKE GRIER          | 6  | 0 | 0 | 0  | -3  | 2  | 0  | 0  | 0  | 0  | 0  | 9  | 0.0  |
| DOUGLAS MURRAY      | 6  | 0 | 0 | 0  | 0   | 2  | 0  | 0  | 0  | 0  | 0  | 8  | 0.0  |
| MARC-EDOUARD VLASIC | 6  | 0 | 0 | 0  | -5  | 0  | 0  | 0  | 0  | 0  | 0  | 5  | 0.0  |
| DEVIN SETOGUCHI     | 5  | 0 | 0 | 0  | -2  | 2  | 0  | 0  | 0  | 0  | 0  | 5  | 0.0  |
| TOMAS PLIHAL        | 4  | 0 | 0 | 0  | 1   | 0  | 0  | 0  | 0  | 0  | 0  | 9  | 0.0  |
| CURTIS BROWN        | 3  | 0 | 0 | 0  | 0   | 2  | 0  | 0  | 0  | 0  | 0  | 3  | 0.0  |
| MARCEL GOC          | 3  | 0 | 0 | 0  | 0   | 2  | 0  | 0  | 0  | 0  | 0  | 4  | 0.0  |
| PATRICK RISSMILLER  | 3  | 0 | 0 | 0  | -2  | 0  | 0  | 0  | 0  | 0  | 0  | 1  | 0.0  |
| ALEXEI SEMENOV      | 1  | 0 | 0 | 0  | 0   | 2  | 0  | 0  | 0  | 0  | 0  | 0  | 0.0  |

POWER PLAY: 2-25 (8.0%) PENALTY KILLING: 17-22 (77.3%)

| GOALTENDING SHARKS | GP | MIN | GA | AVG  | EN | SO | W | L | SHOTS | SAVE% |
|--------------------|----|-----|----|------|----|----|---|---|-------|-------|
| EVGENI NABOKOV     | 6  | 437 | 14 | 1.92 | 0  | 0  | 2 | 4 | 171   | .918  |
| BRIAN BOUCHER      | 1  | 2   | 0  | 0.00 | 1  | 0  | 0 | 0 | 0     | .000  |



# 2007 SHARKS PLAYOFF SUMMARY

## WESTERN CONFERENCE QUARTERFINALS

### SAN JOSE SHARKS (#5) VS. NASHVILLE PREDATORS (#4) • SHARKS SUMMARY: WON-4 LOST-1

| DATE     | SCORE                      | ATT.  | GOALTENDERS    | GW GOAL       |
|----------|----------------------------|-------|----------------|---------------|
| APRIL 11 | SHARKS 5; @ PREDATORS 4 OT | 17113 | NABOKOV/VOKOUN | P. RISSMILLER |
| APRIL 13 | SHARKS 2; @ PREDATORS 5    | 17113 | NABOKOV/VOKOUN | J-P DUMONT    |
| APRIL 16 | @ SHARKS 3; PREDATORS 1    | 17496 | NABOKOV/VOKOUN | RYANE CLOWE   |
| APRIL 18 | @ SHARKS 3; PREDATORS 1    | 17496 | NABOKOV/VOKOUN | M. MICHALEK   |
| APRIL 20 | SHARKS 3; @ PREDATORS 2    | 17113 | NABOKOV/VOKOUN | P. MARLEAU    |

| GOALS BY PERIOD | 1ST | 2ND | 3RD | OT | TOTAL | SHOTS BY PERIOD | 1ST | 2ND | 3RD | OT | TOTAL |
|-----------------|-----|-----|-----|----|-------|-----------------|-----|-----|-----|----|-------|
| SHARKS          | 4   | 8   | 3   | 1  | 16    | SHARKS          | 56  | 57  | 36  | 14 | 163   |
| PREDATORS       | 3   | 7   | 4   | 0  | 14    | PREDATORS       | 40  | 38  | 39  | 17 | 134   |

#### INDIVIDUAL SCORING

| SHARKS              | GP | G | A | TP | +/- | PM | PP | SH | GW | GT | EN | S  | PCTG |
|---------------------|----|---|---|----|-----|----|----|----|----|----|----|----|------|
| PATRICK MARLEAU     | 5  | 3 | 3 | 6  | 0   | 1  | 0  | 0  | 1  | 0  | 0  | 17 | 17.6 |
| JOE THORNTON        | 5  | 0 | 6 | 6  | 2   | 0  | 0  | 0  | 0  | 0  | 0  | 11 | 0.0  |
| CRAIG RIVET         | 5  | 2 | 3 | 5  | -3  | 8  | 1  | 0  | 0  | 0  | 0  | 17 | 11.8 |
| MILAN MICHALEK      | 5  | 4 | 0 | 4  | 1   | 2  | 0  | 0  | 1  | 0  | 0  | 15 | 26.7 |
| RYANE CLOWE         | 5  | 3 | 0 | 3  | 0   | 17 | 0  | 0  | 1  | 0  | 0  | 5  | 60.0 |
| MATT CARLE          | 5  | 1 | 2 | 3  | 2   | 0  | 0  | 0  | 0  | 0  | 0  | 8  | 12.5 |
| JONATHAN CHEECHOO   | 5  | 0 | 3 | 3  | 2   | 0  | 0  | 0  | 0  | 0  | 0  | 12 | 0.0  |
| MIKE GRIER          | 5  | 1 | 1 | 2  | -1  | 25 | 0  | 0  | 0  | 0  | 0  | 23 | 4.3  |
| PATRICK RISSMILLER  | 5  | 1 | 1 | 2  | 0   | 0  | 0  | 0  | 1  | 1  | 0  | 7  | 14.3 |
| CHRISTIAN EHRHOFF   | 5  | 0 | 2 | 2  | 3   | 2  | 0  | 0  | 0  | 0  | 0  | 8  | 0.0  |
| BILL GUERIN         | 5  | 0 | 2 | 2  | -1  | 10 | 0  | 0  | 0  | 0  | 0  | 15 | 0.0  |
| SCOTT HANNAN        | 5  | 0 | 2 | 2  | 3   | 17 | 0  | 0  | 0  | 0  | 0  | 1  | 0.0  |
| JOE PAVELSKI        | 3  | 1 | 0 | 1  | 2   | 0  | 0  | 0  | 0  | 0  | 0  | 5  | 20.0 |
| STEVE BERNIER       | 5  | 0 | 1 | 1  | 2   | 2  | 0  | 0  | 0  | 0  | 0  | 6  | 0.0  |
| CURTIS BROWN        | 5  | 0 | 1 | 1  | 0   | 2  | 0  | 0  | 0  | 0  | 0  | 4  | 0.0  |
| MARCEL GOC          | 5  | 0 | 1 | 1  | 1   | 2  | 0  | 0  | 0  | 0  | 0  | 4  | 0.0  |
| KYLE MCLAREN        | 5  | 0 | 1 | 1  | 1   | 4  | 0  | 0  | 0  | 0  | 0  | 2  | 0.0  |
| MARC-EDOUARD VLASIC | 5  | 0 | 1 | 1  | 2   | 0  | 0  | 0  | 0  | 0  | 0  | 1  | 0.0  |
| MARK BELL           | 2  | 0 | 0 | 0  | -1  | 2  | 0  | 0  | 0  | 0  | 0  | 2  | 0.0  |

POWER PLAY: 2-30 (6.7%) PENALTY KILLING: 19-22 (86.4%)

| GOALTENDING SHARKS | GP | MIN | GA | AVG  | EN | SO | W | L | SHOTS | SAVE% |
|--------------------|----|-----|----|------|----|----|---|---|-------|-------|
| EVGENI NABOKOV     | 5  | 327 | 13 | 2.39 | 0  | 0  | 4 | 1 | 133   | .902  |

## WESTERN CONFERENCE SEMIFINALS

### SAN JOSE SHARKS (#5) VS. DETROIT RED WINGS (#1) • SHARKS SUMMARY: WON-2 LOST-4

| DATE     | SCORE                      | ATT.  | GOALTENDERS   | GW GOAL       |
|----------|----------------------------|-------|---------------|---------------|
| APRIL 26 | SHARKS 2; @ RED WINGS 0    | 18712 | NABOKOV/HASEK | MATT CARLE    |
| APRIL 28 | SHARKS 2; @ RED WINGS 3    | 19113 | NABOKOV/HASEK | PAVEL DATSYUK |
| APRIL 30 | @ SHARKS 2; RED WINGS 1    | 17496 | NABOKOV/HASEK | J. CHEECHOO   |
| MAY 2    | @ SHARKS 2; RED WINGS 3 OT | 17496 | NABOKOV/HASEK | M. SCHNEIDER  |
| MAY 5    | SHARKS 1; @ RED WINGS 4    | 19937 | NABOKOV/HASEK | PAVEL DATSYUK |
| MAY 7    | @ SHARKS 0; RED WINGS 2    | 17496 | NABOKOV/HASEK | M. SAMUELSSON |

| GOALS BY PERIOD | 1ST | 2ND | 3RD | OT | TOTAL | SHOTS BY PERIOD | 1ST | 2ND | 3RD | OT | TOTAL |
|-----------------|-----|-----|-----|----|-------|-----------------|-----|-----|-----|----|-------|
| SHARKS          | 6   | 2   | 1   | 0  | 9     | SHARKS          | 55  | 32  | 51  | 6  | 144   |
| RED WINGS       | 4   | 3   | 5   | 1  | 13    | RED WINGS       | 59  | 59  | 60  | 12 | 190   |

#### INDIVIDUAL SCORING

| SHARKS              | GP | G | A | TP | +/- | PM | PP | SH | GW | GT | EN | S  | PCTG |
|---------------------|----|---|---|----|-----|----|----|----|----|----|----|----|------|
| JOE THORNTON        | 6  | 1 | 4 | 5  | 0   | 10 | 0  | 0  | 0  | 0  | 0  | 12 | 8.3  |
| JONATHAN CHEECHOO   | 6  | 3 | 0 | 3  | -1  | 6  | 1  | 0  | 1  | 0  | 0  | 15 | 20.0 |
| RYANE CLOWE         | 6  | 1 | 2 | 3  | -2  | 0  | 0  | 0  | 0  | 0  | 0  | 9  | 11.1 |
| KYLE MCLAREN        | 6  | 0 | 3 | 3  | -3  | 6  | 0  | 0  | 0  | 0  | 0  | 5  | 0.0  |
| MARCEL GOC          | 6  | 2 | 0 | 2  | 2   | 2  | 0  | 0  | 0  | 0  | 0  | 12 | 16.7 |
| MATT CARLE          | 6  | 1 | 1 | 2  | 1   | 0  | 1  | 0  | 1  | 0  | 0  | 4  | 25.0 |
| MIKE GRIER          | 6  | 1 | 1 | 2  | 2   | 2  | 0  | 0  | 0  | 0  | 0  | 8  | 12.5 |
| MILAN MICHALEK      | 6  | 0 | 2 | 2  | 2   | 2  | 0  | 0  | 0  | 0  | 0  | 12 | 0.0  |
| PATRICK RISSMILLER  | 6  | 0 | 2 | 2  | 1   | 0  | 0  | 0  | 0  | 0  | 0  | 11 | 0.0  |
| CURTIS BROWN        | 6  | 0 | 1 | 1  | 1   | 0  | 0  | 0  | 0  | 0  | 0  | 6  | 0.0  |
| STEVE BERNIER       | 6  | 0 | 0 | 0  | 0   | 0  | 0  | 0  | 0  | 0  | 0  | 9  | 0.0  |
| CHRISTIAN EHRHOFF   | 6  | 0 | 0 | 0  | -2  | 4  | 0  | 0  | 0  | 0  | 0  | 4  | 0.0  |
| SCOTT HANNAN        | 6  | 0 | 0 | 0  | 1   | 16 | 0  | 0  | 0  | 0  | 0  | 5  | 0.0  |
| PATRICK MARLEAU     | 6  | 0 | 0 | 0  | -5  | 2  | 0  | 0  | 0  | 0  | 0  | 11 | 0.0  |
| CRAIG RIVET         | 6  | 0 | 0 | 0  | -2  | 10 | 0  | 0  | 0  | 0  | 0  | 4  | 0.0  |
| MARC-EDOUARD VLASIC | 6  | 0 | 0 | 0  | 3   | 2  | 0  | 0  | 0  | 0  | 0  | 2  | 0.0  |
| BILL GUERIN         | 4  | 0 | 0 | 0  | -2  | 2  | 0  | 0  | 0  | 0  | 0  | 7  | 0.0  |
| JOE PAVELSKI        | 3  | 0 | 0 | 0  | 0   | 0  | 0  | 0  | 0  | 0  | 0  | 1  | 0.0  |
| MARK SMITH          | 3  | 0 | 0 | 0  | 0   | 4  | 0  | 0  | 0  | 0  | 0  | 7  | 0.0  |
| MARK BELL           | 2  | 0 | 0 | 0  | -1  | 0  | 0  | 0  | 0  | 0  | 0  | 0  | 0.0  |

POWER PLAY: 2-27 (7.4%) PENALTY KILLING: 20-25 (80.0%)

| GOALTENDING SHARKS | GP | MIN | GA | AVG  | EN | SO | W | L | SHOTS | SAVE% |
|--------------------|----|-----|----|------|----|----|---|---|-------|-------|
| EVGENI NABOKOV     | 6  | 374 | 13 | 1.90 | 0  | 1  | 2 | 4 | 190   | .932  |

# 2006 SHARKS PLAYOFF SUMMARY



## WESTERN CONFERENCE QUARTERFINALS

### SAN JOSE SHARKS (#5) VS. NASHVILLE PREDATORS (#4) • SHARKS SUMMARY: WON-4 LOST-1

| DATE     | SCORE                   | ATT.  | GOALTENDERS   | GW GOAL       |
|----------|-------------------------|-------|---------------|---------------|
| APRIL 21 | SHARKS 3; @ PREDATORS 4 | 17113 | TOSKALA/MASON | ADAM HALL     |
| APRIL 23 | SHARKS 3; @ PREDATORS 0 | 16707 | TOSKALA/MASON | J. CHEECHOO   |
| APRIL 25 | @SHARKS 4; PREDATORS 1  | 17496 | TOSKALA/MASON | STEVE BERNIER |
| APRIL 27 | @SHARKS 5; PREDATORS 4  | 17496 | TOSKALA/MASON | P. MARLEAU    |
| APRIL 30 | SHARKS 2; @ PREDATORS 1 | 16061 | TOSKALA/MASON | P. MARLEAU    |

| GOALS BY PERIOD | 1ST | 2ND | 3RD | OT | TOTAL | SHOTS BY PERIOD | 1ST | 2ND | 3RD | OT | TOTAL |
|-----------------|-----|-----|-----|----|-------|-----------------|-----|-----|-----|----|-------|
| SHARKS          | 6   | 7   | 4   | 0  | 17    | SHARKS          | 60  | 59  | 52  | 0  | 171   |
| PREDATORS       | 5   | 1   | 4   | 0  | 10    | PREDATORS       | 45  | 46  | 46  | 0  | 137   |

### INDIVIDUAL SCORING

| SHARKS             | GP | G | A | TP | +/- | PM | PP | SH | GW | GT | EN | S  | PCTG |
|--------------------|----|---|---|----|-----|----|----|----|----|----|----|----|------|
| PATRICK MARLEAU    | 5  | 7 | 1 | 8  | 1   | 4  | 4  | 0  | 2  | 0  | 0  | 18 | 38.9 |
| TOM PREISSING      | 5  | 0 | 6 | 6  | 1   | 2  | 0  | 0  | 0  | 0  | 0  | 7  | 0.0  |
| CHRISTIAN EHRHOFF  | 5  | 0 | 5 | 5  | 3   | 12 | 0  | 0  | 0  | 0  | 0  | 12 | 0.0  |
| JONATHAN CHEECHOO  | 5  | 2 | 2 | 4  | 0   | 4  | 1  | 0  | 1  | 0  | 0  | 25 | 8.0  |
| JOE THORNTON       | 5  | 0 | 4 | 4  | -2  | 4  | 0  | 0  | 0  | 0  | 0  | 10 | 0.0  |
| MARK SMITH         | 5  | 3 | 0 | 3  | 3   | 2  | 1  | 0  | 0  | 0  | 0  | 19 | 15.8 |
| STEVE BERNIER      | 5  | 1 | 2 | 3  | 2   | 6  | 1  | 0  | 1  | 0  | 0  | 10 | 10.0 |
| MATT CARLE         | 5  | 0 | 3 | 3  | 1   | 0  | 0  | 0  | 0  | 0  | 0  | 8  | 0.0  |
| NILS EKMAN         | 5  | 1 | 1 | 2  | -2  | 2  | 1  | 0  | 0  | 0  | 0  | 14 | 7.1  |
| MILAN MICHALEK     | 5  | 1 | 1 | 2  | 2   | 6  | 1  | 0  | 0  | 0  | 0  | 13 | 7.7  |
| MARCEL GOC         | 5  | 0 | 2 | 2  | 2   | 0  | 0  | 0  | 0  | 0  | 0  | 2  | 0.0  |
| KYLE McLAREN       | 5  | 0 | 2 | 2  | 2   | 4  | 0  | 0  | 0  | 0  | 0  | 1  | 0.0  |
| PATRICK RISSMILLER | 5  | 1 | 0 | 1  | 2   | 0  | 0  | 0  | 0  | 0  | 0  | 3  | 33.3 |
| SCOTT THORNTON     | 5  | 1 | 0 | 1  | 0   | 2  | 0  | 0  | 0  | 0  | 0  | 8  | 12.5 |
| SCOTT HANNAN       | 5  | 0 | 1 | 1  | 2   | 2  | 0  | 0  | 0  | 0  | 0  | 5  | 0.0  |
| VILLE NIEMINEN     | 5  | 0 | 1 | 1  | 1   | 20 | 0  | 0  | 0  | 0  | 0  | 10 | 0.0  |
| ALYN McCaULEY      | 4  | 0 | 1 | 1  | 1   | 2  | 0  | 0  | 0  | 0  | 0  | 4  | 0.0  |
| JOSH GORGES        | 5  | 0 | 0 | 0  | 1   | 2  | 0  | 0  | 0  | 0  | 0  | 2  | 0.0  |
| GRANT STEVENSON    | 1  | 0 | 0 | 0  | 0   | 2  | 0  | 0  | 0  | 0  | 0  | 0  | 0.0  |

POWER PLAY: 9-37 (24.3%) PENALTY KILLING: 26-32 (81.2%)

| GOALTENDING SHARKS | GP | MIN | GA | AVG  | EN | SO | W | L | SHOTS | SAVE% |
|--------------------|----|-----|----|------|----|----|---|---|-------|-------|
| VESA TOSKALA       | 5  | 298 | 10 | 2.01 | 0  | 1  | 4 | 1 | 137   | .927  |

## WESTERN CONFERENCE SEMIFINALS

### SAN JOSE SHARKS (#5) VS. EDMONTON OILERS (#8) • SHARKS SUMMARY: WON-2 LOST-4

| DATE   | SCORE                    | ATT.  | GOALTENDERS             | GW GOAL     |
|--------|--------------------------|-------|-------------------------|-------------|
| MAY 7  | @ SHARKS 2; OILERS 1     | 17496 | TOSKALA/ROLOSON         | C. EHRHOFF  |
| MAY 8  | @ SHARKS 2; OILERS 1     | 17496 | TOSKALA/ROLOSON         | J. THORNTON |
| MAY 10 | SHARKS 2; @ OILERS 3 3OT | 16839 | TOSKALA/ROLOSON         | S. HORCOFF  |
| MAY 12 | SHARKS 3; @ OILERS 6     | 16839 | TOSKALA-NABOKOV/ROLOSON | J. SMITH    |
| MAY 14 | @ SHARKS 3; OILERS 6     | 17496 | TOSKALA/ROLOSON         | F. PISANI   |
| MAY 17 | SHARKS 0; @ OILERS 2     | 16839 | TOSKALA/ROLOSON         | M. PECA     |

| GOALS BY PERIOD | 1ST | 2ND | 3RD | OT | TOTAL | SHOTS BY PERIOD | 1ST | 2ND | 3RD | OT | TOTAL |
|-----------------|-----|-----|-----|----|-------|-----------------|-----|-----|-----|----|-------|
| SHARKS          | 4   | 6   | 2   | 0  | 12    | SHARKS          | 50  | 56  | 51  | 18 | 175   |
| OILERS          | 5   | 4   | 9   | 1  | 19    | OILERS          | 63  | 31  | 53  | 30 | 177   |

### INDIVIDUAL SCORING

| SHARKS             | GP | G | A | TP | +/- | PM | PP | SH | GW | GT | EN | S  | PCTG |
|--------------------|----|---|---|----|-----|----|----|----|----|----|----|----|------|
| PATRICK MARLEAU    | 6  | 2 | 4 | 6  | 1   | 4  | 0  | 0  | 0  | 0  | 0  | 20 | 10.0 |
| JONATHAN CHEECHOO  | 6  | 2 | 3 | 5  | -1  | 4  | 0  | 0  | 0  | 0  | 0  | 21 | 9.5  |
| JOE THORNTON       | 6  | 2 | 3 | 5  | -2  | 8  | 1  | 0  | 1  | 0  | 0  | 13 | 15.4 |
| CHRISTIAN EHRHOFF  | 6  | 2 | 1 | 3  | -1  | 6  | 1  | 0  | 1  | 0  | 0  | 15 | 13.3 |
| STEVE BERNIER      | 6  | 0 | 3 | 3  | 2   | 2  | 0  | 0  | 0  | 0  | 0  | 4  | 0.0  |
| MILAN MICHALEK     | 4  | 0 | 3 | 3  | 2   | 2  | 0  | 0  | 0  | 0  | 0  | 10 | 0.0  |
| NILS EKMAN         | 6  | 1 | 1 | 2  | 0   | 6  | 0  | 0  | 0  | 0  | 0  | 10 | 10.0 |
| PATRICK RISSMILLER | 6  | 1 | 1 | 2  | -1  | 6  | 0  | 6  | 0  | 0  | 0  | 8  | 12.5 |
| TOM PREISSING      | 6  | 1 | 0 | 1  | -1  | 2  | 0  | 0  | 0  | 0  | 0  | 11 | 9.1  |
| SCOTT THORNTON     | 6  | 1 | 0 | 1  | -1  | 4  | 0  | 0  | 0  | 0  | 0  | 15 | 6.7  |
| MARCEL GOC         | 6  | 0 | 1 | 1  | -2  | 0  | 0  | 0  | 0  | 0  | 0  | 7  | 0.0  |
| JOSH GORGES        | 6  | 0 | 1 | 1  | -2  | 2  | 0  | 0  | 0  | 0  | 0  | 4  | 0.0  |
| KYLE McLAREN       | 6  | 0 | 1 | 1  | 0   | 0  | 0  | 0  | 0  | 0  | 0  | 6  | 0.0  |
| VILLE NIEMINEN     | 6  | 0 | 1 | 1  | -2  | 4  | 0  | 0  | 0  | 0  | 0  | 8  | 0.0  |
| MATT CARLE         | 6  | 0 | 0 | 0  | 0   | 4  | 0  | 0  | 0  | 0  | 0  | 5  | 0.0  |
| SCOTT HANNAN       | 6  | 0 | 0 | 0  | -2  | 4  | 0  | 0  | 0  | 0  | 0  | 7  | 0.0  |
| MARK SMITH         | 6  | 0 | 0 | 0  | -1  | 4  | 0  | 0  | 0  | 0  | 0  | 4  | 0.0  |
| GRANT STEVENSON    | 4  | 0 | 0 | 0  | -1  | 2  | 0  | 0  | 0  | 0  | 0  | 6  | 0.0  |
| ALYN McCaULEY      | 2  | 0 | 0 | 0  | -1  | 2  | 0  | 0  | 0  | 0  | 0  | 0  | 0.0  |
| RYANE CLOWE        | 1  | 0 | 0 | 0  | -1  | 0  | 0  | 0  | 0  | 0  | 0  | 0  | 0.0  |
| ROB DAVISON        | 1  | 0 | 0 | 0  | 0   | 0  | 0  | 0  | 0  | 0  | 0  | 1  | 0.0  |

POWER PLAY: 2-35 (5.7%) PENALTY KILLING: 24-30 (80.0%)

| GOALTENDING SHARKS | GP | MIN | GA | AVG  | EN | SO | W | L | SHOTS | SAVE% |
|--------------------|----|-----|----|------|----|----|---|---|-------|-------|
| VESA TOSKALA       | 6  | 388 | 18 | 2.78 | 0  | 0  | 2 | 4 | 174   | .897  |
| EVGENI NABOKOV     | 1  | 12  | 1  | 5.17 | 0  | 0  | 0 | 4 | 4     | .750  |



# 2004 SHARKS PLAYOFF SUMMARY

## WESTERN CONFERENCE QUARTERFINALS

### SAN JOSE SHARKS (#2) VS. ST. LOUIS BLUES (#7) • SHARKS SUMMARY: WON-4 LOST-1

| DATE     | SCORE                 | ATT.  | GOALTENDERS           | GW GOAL     |
|----------|-----------------------|-------|-----------------------|-------------|
| APRIL 8  | @SHARKS 1; BLUES 0 OT | 17496 | NABOKOV/OSGOOD        | DIMITRAKOS  |
| APRIL 10 | @SHARKS 3; BLUES 1    | 17496 | NABOKOV/OSGOOD, DIVIS | MARLEAU     |
| APRIL 12 | SHARKS 1; @BLUES 4    | 19023 | NABOKOV/OSGOOD        | DRAKE       |
| APRIL 13 | SHARKS 4; @BLUES 3    | 19452 | NABOKOV/OSGOOD        | A. KOROLYUK |
| APRIL 15 | @SHARKS 3; BLUES 1    | 17496 | NABOKOV/OSGOOD        | M.SMITH     |

| GOALS BY PERIOD | 1ST | 2ND | 3RD | OT | TOTAL | SHOTS BY PERIOD | 1ST | 2ND | 3RD | OT | TOTAL |
|-----------------|-----|-----|-----|----|-------|-----------------|-----|-----|-----|----|-------|
| SHARKS          | 3   | 4   | 4   | 1  | 12    | SHARKS          | 38  | 34  | 41  | 4  | 117   |
| BLUES           | 2   | 2   | 5   | 0  | 9     | BLUES           | 37  | 52  | 37  | 2  | 128   |

#### INDIVIDUAL SCORING

| SHARKS             | GP | G | A | TP | +/- | PM | PP | SH | GW | GT | EN | S  | PCTG  |
|--------------------|----|---|---|----|-----|----|----|----|----|----|----|----|-------|
| PATRICK MARLEAU    | 5  | 3 | 1 | 4  | -2  | 2  | 2  | 1  | 1  | 0  | 0  | 13 | 23.1  |
| VINCENT DAMPHOUSSE | 5  | 0 | 4 | 4  | -2  | 0  | 0  | 0  | 0  | 0  | 0  | 8  | 0.0   |
| SCOTT THORNTON     | 4  | 2 | 1 | 3  | 0   | 6  | 0  | 0  | 0  | 0  | 0  | 6  | 33.3  |
| JONATHAN CHEECHOO  | 5  | 1 | 2 | 3  | 3   | 4  | 0  | 0  | 0  | 0  | 0  | 8  | 12.5  |
| ALEXANDER KOROLYUK | 5  | 2 | 0 | 2  | 0   | 2  | 1  | 0  | 1  | 0  | 0  | 14 | 14.3  |
| NIKO DIMITRAKOS    | 5  | 1 | 1 | 2  | 0   | 6  | 0  | 0  | 1  | 1  | 0  | 6  | 16.7  |
| MIKE RICCI         | 5  | 1 | 1 | 2  | 3   | 2  | 0  | 0  | 0  | 0  | 0  | 4  | 25.0  |
| BRAD STUART        | 5  | 1 | 1 | 2  | -1  | 4  | 0  | 0  | 0  | 0  | 0  | 7  | 14.3  |
| SCOTT HANNAN       | 5  | 0 | 2 | 2  | 1   | 8  | 0  | 0  | 0  | 0  | 0  | 7  | 0.0   |
| KYLE McLAREN       | 5  | 0 | 2 | 2  | 0   | 4  | 0  | 0  | 0  | 0  | 0  | 1  | 0.0   |
| MARK SMITH         | 4  | 1 | 0 | 1  | 1   | 0  | 0  | 0  | 1  | 0  | 0  | 1  | 100.0 |
| CURTIS BROWN       | 5  | 0 | 1 | 1  | 0   | 0  | 0  | 0  | 0  | 0  | 0  | 7  | 0.0   |
| TODD HARVEY        | 5  | 0 | 1 | 1  | 1   | 0  | 0  | 0  | 0  | 0  | 0  | 1  | 0.0   |
| JASON MARSHALL     | 5  | 0 | 1 | 1  | 0   | 6  | 0  | 0  | 0  | 0  | 0  | 5  | 0.0   |
| TOM PREISSING      | 5  | 0 | 1 | 1  | 1   | 0  | 0  | 0  | 0  | 0  | 0  | 6  | 0.0   |
| MIKE RATHJE        | 5  | 0 | 1 | 1  | 1   | 4  | 0  | 0  | 0  | 0  | 0  | 3  | 0.0   |
| MARCEL GOC         | 1  | 0 | 1 | 1  | 1   | 0  | 0  | 0  | 0  | 0  | 0  | 0  | 0.0   |
| NILS EKMAN         | 5  | 0 | 0 | 0  | -2  | 2  | 0  | 0  | 0  | 0  | 0  | 10 | 0.0   |
| WAYNE PRIMEAU      | 5  | 0 | 0 | 0  | -2  | 2  | 0  | 0  | 0  | 0  | 0  | 9  | 0.0   |
| ALYN MCCAULEY      | 1  | 0 | 0 | 0  | 0   | 0  | 0  | 0  | 0  | 0  | 0  | 1  | 0.0   |

POWER PLAY: 3-31 (9.7%) PENALTY KILLING: 21-22 (95.5%)

| GOALTENDING SHARKS | GP | MIN | GA | AVG  | EN | SO | W | L | SHOTS | SAVE% |
|--------------------|----|-----|----|------|----|----|---|---|-------|-------|
| EUGENI NABOKOV     | 5  | 308 | 8  | 1.56 | 1  | 1  | 4 | 1 | 127   | .937  |

## WESTERN CONFERENCE SEMIFINALS

### SAN JOSE SHARKS (#2) VS. COLORADO AVALANCHE (#4) • SHARKS SUMMARY: WON-4 LOST-2

| DATE     | SCORE                     | ATT.  | GOALTENDERS       | GW GOAL       |
|----------|---------------------------|-------|-------------------|---------------|
| APRIL 22 | @SHARKS 5; AVALANCHE 2    | 17496 | NABOKOV/SALO      | SCOTT HANNAN  |
| APRIL 24 | @SHARKS 4; AVALANCHE 1    | 17496 | NABOKOV/AEBISCHER | P. MARLEAU    |
| APRIL 26 | SHARKS 1; @AVALANCHE 0    | 18007 | NABOKOV/AEBISCHER | V. DAMPHOUSSE |
| APRIL 28 | SHARKS 0; @AVALANCHE 1 OT | 18007 | NABOKOV/AEBISCHER | JOE SAKIC     |
| MAY 1    | @SHARKS 1; AVALANCHE 2 OT | 17496 | NABOKOV/AEBISCHER | JOE SAKIC     |
| MAY 4    | SHARKS 3; @AVALANCHE 1    | 18007 | NABOKOV/AEBISCHER | MARCEL GOC    |

| GOALS BY PERIOD | 1ST | 2ND | 3RD | OT | TOTAL | SHOTS BY PERIOD | 1ST | 2ND | 3RD | OT | TOTAL |
|-----------------|-----|-----|-----|----|-------|-----------------|-----|-----|-----|----|-------|
| SHARKS          | 4   | 7   | 3   | 0  | 14    | SHARKS          | 61  | 42  | 404 |    | 147   |
| AVALANCHE       | 1   | 2   | 2   | 2  | 7     | AVALANCHE       | 40  | 68  | 507 |    | 165   |

#### INDIVIDUAL SCORING

| SHARKS             | GP | G | A | TP | +/- | PM | PP | SH | GW | GT | EN | S  | PCTG  |
|--------------------|----|---|---|----|-----|----|----|----|----|----|----|----|-------|
| VINCENT DAMPHOUSSE | 6  | 5 | 2 | 7  | 5   | 8  | 2  | 0  | 1  | 0  | 0  | 15 | 33.3  |
| NIKO DIMITRAKOS    | 6  | 0 | 7 | 7  | 4   | 0  | 0  | 0  | 0  | 0  | 0  | 12 | 0.0   |
| PATRICK MARLEAU    | 6  | 4 | 2 | 6  | 6   | 2  | 1  | 0  | 1  | 0  | 0  | 17 | 23.5  |
| JONATHAN CHEECHOO  | 6  | 2 | 3 | 5  | 1   | 6  | 1  | 0  | 0  | 0  | 0  | 13 | 15.4  |
| BRAD STUART        | 6  | 0 | 3 | 3  | 4   | 7  | 0  | 0  | 0  | 0  | 0  | 8  | 0.0   |
| SCOTT HANNAN       | 6  | 1 | 1 | 2  | 5   | 10 | 1  | 0  | 1  | 0  | 0  | 11 | 9.1   |
| MIKE RICCI         | 6  | 0 | 2 | 2  | 0   | 2  | 0  | 0  | 0  | 0  | 0  | 3  | 0.0   |
| WAYNE PRIMEAU      | 6  | 1 | 0 | 1  | -1  | 2  | 0  | 0  | 0  | 0  | 1  | 12 | 8.3   |
| MARCEL GOC         | 1  | 1 | 0 | 1  | 1   | 0  | 0  | 0  | 1  | 0  | 0  | 1  | 100.0 |
| CURTIS BROWN       | 6  | 0 | 1 | 1  | 0   | 14 | 0  | 0  | 0  | 0  | 0  | 7  | 0.0   |
| NILS EKMAN         | 6  | 0 | 1 | 1  | -1  | 2  | 0  | 0  | 0  | 0  | 0  | 13 | 0.0   |
| ALEXANDER KOROLYUK | 6  | 0 | 1 | 1  | -1  | 6  | 0  | 0  | 0  | 0  | 0  | 15 | 0.0   |
| KYLE McLAREN       | 6  | 0 | 1 | 1  | 1   | 0  | 0  | 0  | 0  | 0  | 0  | 4  | 0.0   |
| MIKE RATHJE        | 6  | 0 | 1 | 1  | 1   | 4  | 0  | 0  | 0  | 0  | 0  | 2  | 0.0   |
| JASON MARSHALL     | 6  | 0 | 0 | 0  | 0   | 6  | 0  | 0  | 0  | 0  | 0  | 3  | 0.0   |
| MARK SMITH         | 6  | 0 | 0 | 0  | 1   | 11 | 0  | 0  | 0  | 0  | 0  | 2  | 0.0   |
| TODD HARVEY        | 5  | 0 | 0 | 0  | 0   | 0  | 0  | 0  | 0  | 0  | 0  | 4  | 0.0   |
| TOM PREISSING      | 5  | 0 | 0 | 0  | 0   | 0  | 0  | 0  | 0  | 0  | 0  | 1  | 0.0   |
| ALYN MCCAULEY      | 4  | 0 | 0 | 0  | -1  | 0  | 0  | 0  | 0  | 0  | 0  | 3  | 0.0   |
| SCOTT THORNTON     | 2  | 0 | 0 | 0  | 0   | 0  | 0  | 0  | 0  | 0  | 0  | 1  | 0.0   |
| JIM FAHEY          | 1  | 0 | 0 | 0  | 0   | 0  | 0  | 0  | 0  | 0  | 0  | 0  | 0.0   |

POWER PLAY: 5-25 (20.0%) PENALTY KILLING: 24-27 (88.9%)

| GOALTENDING SHARKS | GP | MIN | GA | AVG  | EN | SO | W | L | SHOTS | SAVE% |
|--------------------|----|-----|----|------|----|----|---|---|-------|-------|
| EUGENI NABOKOV     | 6  | 367 | 7  | 1.14 | 0  | 1  | 4 | 2 | 165   | .958  |



### WESTERN CONFERENCE FINALS

#### SAN JOSE SHARKS (#2) VS. CALGARY FLAMES (#6) • SHARKS SUMMARY: WON-2 LOST-4

| DATE   | SCORE                  | ATT.  | GOALTENDERS              | GW GOAL        |
|--------|------------------------|-------|--------------------------|----------------|
| MAY 9  | @SHARKS 3; FLAMES 4 OT | 17496 | NABOKOV/KIPRUSOFF        | STEVE MONTADOR |
| MAY 11 | @SHARKS 1; FLAMES 4    | 17496 | NABOKOV/KIPRUSOFF        | SHEAN DONOVAN  |
| MAY 13 | SHARKS 3; @FLAMES 0    | 19289 | NABOKOV/KIPRUSOFF        | V. DAMPHOUSSE  |
| MAY 16 | SHARKS 4; @FLAMES 2    | 19289 | NABOKOV/KIPRUSOFF; TUREK | V. DAMPHOUSSE  |
| MAY 17 | @SHARKS 0; FLAMES 3    | 17496 | NABOKOV/KIPRUSOFF        | JAROME IGINLA  |
| MAY 19 | SHARKS 1; @FLAMES 3    | 19289 | NABOKOV/KIPRUSOFF        | MARTIN GELINAS |

| GOALS BY PERIOD | 1ST | 2ND | 3RD | OT | TOTAL | SHOTS BY PERIOD | 1ST | 2ND | 3RD | OT | TOTAL |
|-----------------|-----|-----|-----|----|-------|-----------------|-----|-----|-----|----|-------|
| SHARKS          | 0   | 9   | 3   | 0  | 12    | SHARKS          | 48  | 55  | 36  | 12 | 151   |
| FLAMES          | 7   | 3   | 5   | 1  | 16    | FLAMES          | 56  | 50  | 59  | 5  | 170   |

| INDIVIDUAL SCORING SHARKS | GP | G | A | TP | +/- | PM | PP | SH | GW | GT | EN | S  | PCTG |
|---------------------------|----|---|---|----|-----|----|----|----|----|----|----|----|------|
| ALEXANDER KOROLYUK        | 6  | 3 | 1 | 4  | 1   | 2  | 1  | 0  | 0  | 0  | 1  | 13 | 23.1 |
| MIKE RATHJE               | 6  | 1 | 3 | 4  | -1  | 5  | 0  | 0  | 0  | 0  | 0  | 9  | 11.1 |
| VINCENT DAMPHOUSSE        | 6  | 2 | 1 | 3  | -3  | 12 | 1  | 0  | 2  | 0  | 0  | 14 | 14.3 |
| ALYN MCCAULEY             | 6  | 2 | 1 | 3  | 1   | 2  | 0  | 0  | 0  | 0  | 0  | 7  | 28.6 |
| JONATHAN CHEECHOO         | 6  | 1 | 1 | 2  | 0   | 0  | 0  | 0  | 0  | 0  | 0  | 13 | 7.7  |
| TODD HARVEY               | 6  | 1 | 1 | 2  | -4  | 2  | 0  | 0  | 0  | 0  | 0  | 6  | 16.7 |
| PATRICK MARLEAU           | 6  | 1 | 1 | 2  | -4  | 2  | 1  | 0  | 0  | 0  | 0  | 15 | 6.7  |
| SCOTT HANNAN              | 6  | 0 | 2 | 2  | 1   | 4  | 0  | 0  | 0  | 0  | 0  | 7  | 0.0  |
| WAYNE PRIMEAU             | 6  | 0 | 2 | 2  | -4  | 0  | 0  | 0  | 0  | 0  | 0  | 7  | 0.0  |
| ROB DAIVSON               | 5  | 0 | 2 | 2  | 0   | 4  | 0  | 0  | 0  | 0  | 0  | 2  | 0.0  |
| NILS EKMAN                | 5  | 0 | 2 | 2  | 1   | 4  | 0  | 0  | 0  | 0  | 0  | 6  | 0.0  |
| MIKE RICCI                | 6  | 1 | 0 | 1  | 2   | 0  | 0  | 0  | 0  | 0  | 0  | 6  | 16.7 |
| BRAD STUART               | 6  | 0 | 1 | 1  | -7  | 2  | 0  | 0  | 0  | 0  | 0  | 13 | 0.0  |
| SCOTT THORNTON            | 6  | 0 | 1 | 1  | 1   | 16 | 0  | 0  | 0  | 0  | 0  | 8  | 0.0  |
| CURTIS BROWN              | 6  | 0 | 0 | 0  | -5  | 4  | 0  | 0  | 0  | 0  | 0  | 9  | 0.0  |
| JASON MARSHALL            | 6  | 0 | 0 | 0  | 1   | 13 | 0  | 0  | 0  | 0  | 0  | 5  | 0.0  |
| KYLE MCLAREN              | 5  | 0 | 0 | 0  | -2  | 6  | 0  | 0  | 0  | 0  | 0  | 7  | 0.0  |
| NIKO DIMITRAKOS           | 4  | 0 | 0 | 0  | -2  | 2  | 0  | 0  | 0  | 0  | 0  | 4  | 0.0  |
| MARCEL GOC                | 3  | 0 | 0 | 0  | -1  | 0  | 0  | 0  | 0  | 0  | 0  | 0  | 0.0  |
| JIM FAHEY                 | 1  | 0 | 0 | 0  | 0   | 0  | 0  | 0  | 0  | 0  | 0  | 0  | 0.0  |
| TOM PREISSING             | 1  | 0 | 0 | 0  | -1  | 0  | 0  | 0  | 0  | 0  | 0  | 0  | 0.0  |

POWER PLAY: 3-25 (12.0%) PENALTY KILLING: 21-23 (91.3%)

| GOALTENDING SHARKS | GP | MIN | GA | AVG  | EN | SO | W | L | SHOTS | SAVE% |
|--------------------|----|-----|----|------|----|----|---|---|-------|-------|
| EVGENI NABOKOV     | 6  | 378 | 15 | 2.38 | 1  | 1  | 2 | 4 | 169   | .911  |

## 2002 SHARKS PLAYOFF SUMMARY

### WESTERN CONFERENCE QUARTERFINALS

#### SAN JOSE SHARKS (#3) VS. PHOENIX COYOTES (#6) • SHARKS SUMMARY: WON-4 LOST-1

| DATE     | SCORE                | ATT.  | GOALTENDERS   | GW GOAL         |
|----------|----------------------|-------|---------------|-----------------|
| APRIL 17 | @SHARKS 2; COYOTES 1 | 17496 | NABOKOV/BURKE | PATRICK MARLEAU |
| APRIL 20 | @SHARKS 1; COYOTES 3 | 17496 | NABOKOV/BURKE | DANIEL BRIERE   |
| APRIL 22 | SHARKS 4; @COYOTES 1 | 16210 | NABOKOV/BURKE | ADAM GRAVES     |
| APRIL 24 | SHARKS 2; @COYOTES 1 | 16210 | NABOKOV/BURKE | MIKE RICCI      |
| APRIL 26 | @SHARKS 4; COYOTES 1 | 17496 | NABOKOV/BURKE | ADAM GRAVES     |

| GOALS BY PERIOD | 1ST | 2ND | 3RD | OT | TOTAL | SHOTS BY PERIOD | 1ST | 2ND | 3RD | OT | TOTAL |
|-----------------|-----|-----|-----|----|-------|-----------------|-----|-----|-----|----|-------|
| SHARKS          | 3   | 5   | 5   | 0  | 13    | SHARKS          | 36  | 59  | 38  | 0  | 133   |
| COYOTES         | 1   | 4   | 2   | 0  | 7     | COYOTES         | 42  | 56  | 36  | 0  | 134   |

| INDIVIDUAL SCORING SHARKS | GP | G | A | TP | +/- | PM | PP | SH | GW | GT | EN | S  | PCTG |
|---------------------------|----|---|---|----|-----|----|----|----|----|----|----|----|------|
| PATRICK MARLEAU           | 5  | 3 | 3 | 6  | 4   | 2  | 0  | 0  | 1  | 0  | 0  | 8  | 37.5 |
| VINCENT DAMPHOUSSE        | 5  | 2 | 1 | 3  | -1  | 6  | 1  | 0  | 0  | 0  | 0  | 8  | 25   |
| ADAM GRAVES               | 5  | 2 | 1 | 3  | -1  | 2  | 0  | 0  | 2  | 0  | 0  | 9  | 22.2 |
| MIKE RICCI                | 5  | 2 | 1 | 3  | 4   | 0  | 0  | 0  | 1  | 0  | 0  | 8  | 25   |
| SCOTT THORNTON            | 5  | 1 | 2 | 3  | 2   | 4  | 0  | 0  | 0  | 0  | 0  | 8  | 12.5 |
| MARCO STURM               | 5  | 2 | 0 | 2  | 3   | 2  | 0  | 0  | 0  | 0  | 0  | 13 | 15.4 |
| MIKE RATHJE               | 5  | 1 | 1 | 2  | 3   | 4  | 1  | 0  | 0  | 0  | 0  | 2  | 50   |
| STEPHANE MATTEAU          | 3  | 0 | 2 | 2  | 2   | 0  | 0  | 0  | 0  | 0  | 0  | 0  | 0    |
| SCOTT HANNAN              | 5  | 0 | 2 | 2  | 1   | 6  | 0  | 0  | 0  | 0  | 0  | 2  | 0    |
| TODD HARVEY               | 5  | 0 | 2 | 2  | 3   | 8  | 0  | 0  | 0  | 0  | 0  | 8  | 0    |
| OWEN NOLAN                | 5  | 0 | 2 | 2  | -2  | 0  | 0  | 0  | 0  | 0  | 0  | 17 | 0    |
| TEEMU SELANNE             | 5  | 0 | 2 | 2  | 2   | 2  | 0  | 0  | 0  | 0  | 0  | 9  | 0    |
| NIKLAS SUNDSTROM          | 5  | 0 | 2 | 2  | 2   | 6  | 0  | 0  | 0  | 0  | 0  | 5  | 0    |
| BRYAN MARCHMENT           | 5  | 0 | 1 | 1  | 1   | 4  | 0  | 0  | 0  | 0  | 0  | 7  | 0    |
| EVGENI NABOKOV            | 5  | 0 | 1 | 1  | 0   | 2  | 0  | 0  | 0  | 0  | 0  | 0  | 0    |
| GARY SUTER                | 5  | 0 | 1 | 1  | 2   | 6  | 0  | 0  | 0  | 0  | 0  | 16 | 0    |
| MATT BRADLEY              | 3  | 0 | 0 | 0  | 0   | 0  | 0  | 0  | 0  | 0  | 0  | 2  | 0    |
| JEFF JILLSON              | 4  | 0 | 0 | 0  | 0   | 0  | 0  | 0  | 0  | 0  | 0  | 2  | 0    |
| MARCUS RAGNARSSON         | 5  | 0 | 0 | 0  | 1   | 6  | 0  | 0  | 0  | 0  | 0  | 6  | 0    |
| BRAD STUART               | 5  | 0 | 0 | 0  | 3   | 4  | 0  | 0  | 0  | 0  | 0  | 3  | 0    |

POWER PLAY: 0-22 (0%) PENALTY KILLING: 22-27 (81.4%)

| GOALTENDING SHARKS | GP | MIN | GA | AVG  | EN | SO | W | L | SHOTS | SAVE% |
|--------------------|----|-----|----|------|----|----|---|---|-------|-------|
| EVGENI NABOKOV     | 5  | 299 | 7  | 1.40 | 0  | 0  | 4 | 1 | 134   | .948  |



## WESTERN CONFERENCE SEMIFINALS

### SAN JOSE SHARKS (#3) VS. COLORADO AVALANCHE (#2) • SHARKS SUMMARY: WON-3 LOST-4

| DATE   | SCORE                     | ATT.  | GOALTENDERS            | GW GOAL         |
|--------|---------------------------|-------|------------------------|-----------------|
| MAY 1  | SHARKS 6; @AVALANCHE 3    | 18007 | NABOKOV/ROY            | PATRICK MARLEAU |
| MAY 4  | SHARKS 2; @AVALANCHE 8    | 18007 | NABOKOV, KIPRUSOFF/ROY | PETER FORSBERG  |
| MAY 6  | @SHARKS 6; AVALANCHE 4    | 17496 | NABOKOV/ROY            | PATRICK MARLEAU |
| MAY 8  | @SHARKS 1; AVALANCHE 4    | 17496 | NABOKOV/ROY            | JOE SAKIC       |
| MAY 11 | SHARKS 5; @AVALANCHE 3    | 18007 | NABOKOV/ROY            | TEEMU SELANNE   |
| MAY 13 | @SHARKS 1; AVALANCHE 2 OT | 17496 | NABOKOV/ROY            | PETER FORSBERG  |
| MAY 15 | SHARKS 0; @AVALANCHE 1    | 18007 | NABOKOV/ROY            | PETER FORSBERG  |

| GOALS BY PERIOD | 1ST | 2ND | 3RD | OT | TOTAL | SHOTS BY PERIOD | 1ST | 2ND | 3RD | OT | TOTAL |
|-----------------|-----|-----|-----|----|-------|-----------------|-----|-----|-----|----|-------|
| SHARKS          | 3   | 8   | 10  | 0  | 21    | SHARKS          | 63  | 56  | 70  | 1  | 190   |
| AVALANCHE       | 4   | 14  | 6   | 1  | 25    | AVALANCHE       | 57  | 81  | 52  | 1  | 191   |

#### INDIVIDUAL SCORING

| SHARKS             | GP | G | A | TP | +/- | PM | PP | SH | GW | GT | EN | S  | PCTG |
|--------------------|----|---|---|----|-----|----|----|----|----|----|----|----|------|
| OWEN NOLAN         | 7  | 3 | 4 | 7  | 0   | 8  | 0  | 0  | 0  | 0  | 2  | 29 | 10.3 |
| MIKE RICCI         | 7  | 2 | 5 | 7  | 2   | 4  | 0  | 0  | 0  | 0  | 0  | 9  | 22.2 |
| TEEMU SELANNE      | 7  | 5 | 1 | 6  | -5  | 0  | 2  | 0  | 1  | 0  | 0  | 26 | 19.2 |
| PATRICK MARLEAU    | 7  | 3 | 2 | 5  | -1  | 4  | 1  | 0  | 2  | 0  | 0  | 13 | 23.1 |
| NIKLAS SUNDBSTROM  | 7  | 1 | 4 | 5  | 1   | 0  | 0  | 0  | 0  | 0  | 0  | 12 | 8.3  |
| VINCENT DAMPHOUSSE | 7  | 0 | 5 | 5  | 0   | 6  | 0  | 0  | 0  | 0  | 0  | 9  | 0    |
| MARCUS RAGNARSSON  | 7  | 1 | 3 | 4  | -2  | 6  | 0  | 0  | 0  | 0  | 0  | 6  | 16.7 |
| SCOTT THORNTON     | 7  | 2 | 1 | 3  | 1   | 2  | 0  | 0  | 0  | 0  | 0  | 15 | 13.3 |
| MARCO STURM        | 7  | 1 | 2 | 3  | -4  | 0  | 0  | 0  | 0  | 0  | 0  | 18 | 5.6  |
| BRAD STUART        | 7  | 0 | 3 | 3  | -2  | 4  | 0  | 0  | 0  | 0  | 0  | 9  | 0    |
| GARY SUTER         | 7  | 0 | 3 | 3  | 0   | 2  | 0  | 0  | 0  | 0  | 0  | 6  | 0    |
| MIKE RATHJE        | 7  | 0 | 2 | 2  | 2   | 2  | 0  | 0  | 0  | 0  | 0  | 8  | 0    |
| ADAM GRAVES        | 7  | 1 | 0 | 1  | -1  | 4  | 0  | 0  | 0  | 0  | 0  | 6  | 16.7 |
| BRYAN MARCHMENT    | 7  | 1 | 0 | 1  | -2  | 6  | 0  | 0  | 0  | 0  | 1  | 4  | 25   |
| STEPHANE MATTEAU   | 7  | 1 | 0 | 1  | -1  | 2  | 0  | 0  | 0  | 0  | 0  | 5  | 20   |
| EVGENI NABOKOV     | 7  | 0 | 1 | 1  | 0   | 0  | 0  | 0  | 0  | 0  | 0  | 0  | 0    |
| MATT BRADLEY       | 7  | 0 | 0 | 0  | 0   | 0  | 0  | 0  | 0  | 0  | 0  | 2  | 0    |
| SCOTT HANNAN       | 7  | 0 | 0 | 0  | -2  | 6  | 0  | 0  | 0  | 0  | 0  | 8  | 0    |
| TODD HARVEY        | 7  | 0 | 0 | 0  | 0   | 4  | 0  | 0  | 0  | 0  | 0  | 5  | 0    |

**POWER PLAY: 3-21 (14.3%) PENALTY KILLING: 19-23 (82.6%)**

| GOALTENDING SHARKS | GP | MIN | GA | AVG  | EN | SO | W | L | SHOTS | SAVE% |
|--------------------|----|-----|----|------|----|----|---|---|-------|-------|
| EVGENI NABOKOV     | 7  | 413 | 24 | 3.49 | 1  | 0  | 3 | 4 | 188   | .872  |
| MIKKA KIPRUSOFF    | 1  | 8   | 0  | 0.00 | 0  | 0  | 0 | 0 | 2     | 100.0 |

## 2001 SHARKS PLAYOFF SUMMARY

### WESTERN CONFERENCE QUARTERFINALS

#### SAN JOSE SHARKS (#5) VS. ST. LOUIS BLUES (#4) • SHARKS SUMMARY: WON-2 LOST-4

| DATE     | SCORE                 | ATT.  | GOALTENDERS              | GW GOAL        |
|----------|-----------------------|-------|--------------------------|----------------|
| APRIL 12 | @BLUES 3; SHARKS 1    | 19407 | TUREK/NABOKOV            | SCOTT YOUNG    |
| APRIL 14 | @BLUES 0; SHARKS 1    | 19534 | TUREK/NABOKOV            | SCOTT THORNTON |
| APRIL 16 | BLUES 6; @SHARKS 3    | 17496 | TUREK/NABOKOV, KIPRUSOFF | DALLAS DRAKE   |
| APRIL 17 | BLUES 2; @SHARKS 3    | 17496 | TUREK/KIPRUSOFF          | OWEN NOLAN     |
| APRIL 19 | @BLUES 3; SHARKS 2 OT | 19853 | TUREK/KIPRUSOFF          | BRYCE SALVADOR |
| APRIL 21 | BLUES 2; @SHARKS 1    | 17496 | TUREK/NABOKOV            | PAVOL DEMITRA  |

| GOALS BY PERIOD | 1ST | 2ND | 3RD | OT | TOTAL | SHOTS BY PERIOD | 1ST | 2ND | 3RD | OT | TOTAL |
|-----------------|-----|-----|-----|----|-------|-----------------|-----|-----|-----|----|-------|
| SHARKS          | 2   | 6   | 3   | 0  | 11    | SHARKS          | 51  | 62  | 46  | 2  | 161   |
| BLUES           | 5   | 5   | 5   | 1  | 16    | BLUES           | 59  | 63  | 51  | 10 | 183   |

#### INDIVIDUAL SCORING

| SHARKS             | GP | G | A | TP | +/- | PM | PP | SH | GW | GT | EN | S  | PCTG |
|--------------------|----|---|---|----|-----|----|----|----|----|----|----|----|------|
| STEPHANE MATTEAU   | 6  | 1 | 3 | 4  | 1   | 0  | 0  | 0  | 0  | 0  | 0  | 6  | 16.7 |
| SCOTT THORNTON     | 6  | 3 | 0 | 3  | 1   | 8  | 0  | 1  | 1  | 0  | 0  | 15 | 20.0 |
| VINCENT DAMPHOUSSE | 6  | 2 | 1 | 3  | -1  | 14 | 0  | 1  | 0  | 0  | 0  | 15 | 13.3 |
| MIKE RICCI         | 6  | 0 | 3 | 3  | -1  | 0  | 0  | 0  | 0  | 0  | 0  | 10 | .0   |
| NIKLAS SUNDBSTROM  | 6  | 0 | 3 | 3  | 1   | 2  | 0  | 0  | 0  | 0  | 0  | 5  | .0   |
| PATRICK MARLEAU    | 6  | 2 | 0 | 2  | 1   | 4  | 0  | 0  | 0  | 0  | 0  | 12 | 16.7 |
| OWEN NOLAN         | 6  | 1 | 1 | 2  | -5  | 8  | 0  | 0  | 1  | 0  | 0  | 26 | 3.8  |
| TEEMU SELANNE      | 6  | 0 | 2 | 2  | 2   | 2  | 0  | 0  | 0  | 0  | 0  | 5  | .0   |
| MARCO STURM        | 6  | 0 | 2 | 2  | -2  | 0  | 0  | 0  | 0  | 0  | 0  | 7  | .0   |
| TONY GRANATO       | 4  | 1 | 0 | 1  | 0   | 0  | 0  | 0  | 0  | 0  | 0  | 5  | 20.0 |
| BRAD STUART        | 5  | 1 | 0 | 1  | 0   | 0  | 0  | 0  | 0  | 0  | 0  | 4  | 25.0 |
| BRYAN MARCHMENT    | 5  | 0 | 1 | 1  | 3   | 2  | 0  | 0  | 0  | 0  | 0  | 10 | .0   |
| MARCUS RAGNARSSON  | 5  | 0 | 1 | 1  | 0   | 8  | 0  | 0  | 0  | 0  | 0  | 5  | .0   |
| SCOTT HANNAN       | 6  | 0 | 1 | 1  | -1  | 6  | 0  | 0  | 0  | 0  | 0  | 20 | .0   |
| JEFF NORTON        | 6  | 0 | 1 | 1  | -2  | 2  | 0  | 0  | 0  | 0  | 0  | 3  | .0   |
| MIKE RATHJE        | 6  | 0 | 1 | 1  | 2   | 4  | 0  | 0  | 0  | 0  | 0  | 5  | .0   |
| GARY SUTER         | 1  | 0 | 0 | 0  | 0   | 0  | 0  | 0  | 0  | 0  | 0  | 0  | .0   |
| SHAWN HEINS        | 2  | 0 | 0 | 0  | -1  | 0  | 0  | 0  | 0  | 0  | 0  | 2  | .0   |
| ALEXANDER KOROLYUK | 2  | 0 | 0 | 0  | 0   | 0  | 0  | 0  | 0  | 0  | 0  | 0  | .0   |
| TODD HARVEY        | 6  | 0 | 0 | 0  | 0   | 8  | 0  | 0  | 0  | 0  | 0  | 2  | .0   |
| BILL LINDSAY       | 6  | 0 | 0 | 0  | 0   | 16 | 0  | 0  | 0  | 0  | 0  | 4  | .0   |

**POWER PLAY: 0-22 (0%) PENALTY KILLING: 22-27 (81.4%)**

| GOALTENDING SHARKS | GP | MIN | GA | AVG  | EN | SO | W | L | SHOTS | SAVE% |
|--------------------|----|-----|----|------|----|----|---|---|-------|-------|
| EVGENI NABOKOV     | 4  | 218 | 10 | 2.75 | 0  | 1  | 1 | 3 | 103   | .903  |
| MIKKA KIPRUSOFF    | 3  | 149 | 5  | 2.01 | 1  | 0  | 1 | 1 | 79    | .937  |

# 2000 SHARKS PLAYOFF SUMMARY



## WESTERN CONFERENCE QUARTERFINALS

### SAN JOSE SHARKS (#8) VS. ST. LOUIS BLUES (#1) • SHARKS SUMMARY: WON-4 LOST-3

| DATE            | SCORE              | ATT.  | GOALTENDERS            | GW GOAL       |       |                 |     |     |     |    |       |
|-----------------|--------------------|-------|------------------------|---------------|-------|-----------------|-----|-----|-----|----|-------|
| APRIL 12        | @BLUES 5; SHARKS 3 | 20199 | TUREK/SHIELDS          | CHRIS PRONGER |       |                 |     |     |     |    |       |
| APRIL 15        | @BLUES 2; SHARKS 4 | 20337 | TUREK/SHIELDS          | MIKE RICCI    |       |                 |     |     |     |    |       |
| APRIL 17        | BLUES 1; @SHARKS 2 | 17483 | TUREK/SHIELDS          | OWEN NOLAN    |       |                 |     |     |     |    |       |
| APRIL 19        | BLUES 2; @SHARKS 3 | 17483 | TUREK/SHIELDS          | GARY SUTER    |       |                 |     |     |     |    |       |
| APRIL 21        | @BLUES 5; SHARKS 3 | 20361 | TUREK/SHIELDS          | CHRIS PRONGER |       |                 |     |     |     |    |       |
| APRIL 23        | BLUES 6; @SHARKS 2 | 17483 | TUREK/SHIELDS, NABOKOV | JOCHEN HECHT  |       |                 |     |     |     |    |       |
| APRIL 25        | @BLUES 1; SHARKS 3 | 20418 | TUREK/SHIELDS          | OWEN NOLAN    |       |                 |     |     |     |    |       |
| GOALS BY PERIOD | 1ST                | 2ND   | 3RD                    | OT            | TOTAL | SHOTS BY PERIOD | 1ST | 2ND | 3RD | OT | TOTAL |
| SHARKS          | 8                  | 5     | 7                      | 0             | 20    | SHARKS          | 51  | 67  | 44  | 0  | 162   |
| BLUES           | 8                  | 8     | 6                      | 0             | 22    | BLUES           | 62  | 55  | 78  | 0  | 195   |

### INDIVIDUAL SCORING

| SHARKS             | GP | G | A | TP | +/- | PM | PP | SH | GW | GT | EN | S  | PCTG |
|--------------------|----|---|---|----|-----|----|----|----|----|----|----|----|------|
| OWEN NOLAN         | 7  | 6 | 2 | 8  | 0   | 4  | 2  | 1  | 2  | 0  | 1  | 20 | 30.0 |
| GARY SUTER         | 7  | 2 | 3 | 5  | -4  | 12 | 1  | 0  | 1  | 0  | 0  | 16 | 12.5 |
| VINCENT DAMPHOUSSE | 7  | 0 | 5 | 5  | 0   | 8  | 0  | 0  | 0  | 0  | 0  | 14 | .0   |
| MIKE RICCI         | 7  | 3 | 1 | 4  | -3  | 2  | 2  | 0  | 1  | 0  | 0  | 10 | 30.0 |
| MIKE RATHJE        | 7  | 1 | 3 | 4  | 4   | 2  | 0  | 0  | 0  | 0  | 0  | 5  | 20.0 |
| JEFF FRIESEN       | 6  | 2 | 1 | 3  | -1  | 8  | 0  | 0  | 0  | 0  | 0  | 8  | 25.0 |
| DAVE LOWRY         | 7  | 1 | 2 | 3  | 1   | 4  | 0  | 0  | 0  | 0  | 0  | 6  | 16.7 |
| MARCO STURM        | 7  | 1 | 2 | 3  | 0   | 6  | 0  | 0  | 0  | 0  | 0  | 10 | 10.0 |
| MARCUS RAGNARSSON  | 7  | 0 | 3 | 3  | 4   | 8  | 0  | 0  | 0  | 0  | 0  | 4  | .0   |
| BRYAN MARCHMENT    | 7  | 2 | 0 | 2  | 3   | 4  | 0  | 0  | 0  | 0  | 0  | 14 | 14.3 |
| ALEXANDER KOROLYUK | 5  | 0 | 2 | 2  | 6   | 0  | 0  | 0  | 0  | 0  | 0  | 7  | .0   |
| STEPHANE MATTEAU   | 7  | 0 | 2 | 2  | -1  | 8  | 0  | 0  | 0  | 0  | 0  | 11 | .0   |
| RON SUTTER         | 7  | 0 | 2 | 2  | 2   | 2  | 0  | 0  | 0  | 0  | 0  | 6  | .0   |
| RONNIE STERN       | 2  | 1 | 0 | 1  | 0   | 9  | 0  | 0  | 0  | 0  | 0  | 3  | 33.3 |
| BRAD STUART        | 7  | 1 | 0 | 1  | -6  | 4  | 1  | 0  | 0  | 0  | 0  | 6  | 16.7 |
| TONY GRANATO       | 7  | 0 | 1 | 1  | 3   | 10 | 0  | 0  | 0  | 0  | 0  | 9  | .0   |
| NIKLAS SUNDSTROM   | 7  | 0 | 1 | 1  | -2  | 2  | 0  | 0  | 0  | 0  | 0  | 6  | .0   |
| PATRICK MARLEAU    | 1  | 0 | 0 | 0  | -2  | 0  | 0  | 0  | 0  | 0  | 0  | 0  | .0   |
| TODD HARVEY        | 7  | 0 | 0 | 0  | -1  | 4  | 0  | 0  | 0  | 0  | 0  | 3  | .0   |
| JEFF NORTON        | 7  | 0 | 0 | 0  | 1   | 7  | 0  | 0  | 0  | 0  | 0  | 4  | .0   |

POWER PLAY: 6-35 (17.1%) PENALTY KILLING: 31-39 (79.5%)

### GOALTENDING SHARKS

| SHARKS         | GP | MIN | GA | AVG  | EN | SO | W | L | SHOTS | SAVE% |
|----------------|----|-----|----|------|----|----|---|---|-------|-------|
| STEVE SHIELDS  | 7  | 398 | 21 | 3.17 | 1  | 0  | 4 | 3 | 184   | .886  |
| EVGENI NABOKOV | 1  | 20  | 0  | 0.00 | 0  | 0  | 0 | 0 | 10    | 1.000 |

## WESTERN CONFERENCE SEMIFINALS

### SAN JOSE SHARKS (#8) VS. DALLAS STARS (#2) • SHARKS SUMMARY: WON-1 LOST-4

| DATE     | SCORE              | ATT.  | GOALTENDERS     | GW GOAL        |
|----------|--------------------|-------|-----------------|----------------|
| APRIL 28 | @STARS 4; SHARKS 0 | 17001 | BELFOUR/SHIELDS | AARON GAVEY    |
| APRIL 30 | @STARS 1; SHARKS 0 | 17001 | BELFOUR/SHIELDS | MIKE MODANO    |
| MAY 2    | STARS 1; @SHARKS 2 | 17483 | BELFOUR/SHIELDS | OWEN NOLAN     |
| MAY 5    | STARS 5; @SHARKS 4 | 17483 | BELFOUR/SHIELDS | JOE NIEUWENDYK |
| MAY 7    | @STARS 4; SHARKS 1 | 17001 | BELFOUR/SHIELDS | SCOTT THORNTON |

| GOALS BY PERIOD | 1ST | 2ND | 3RD | OT | TOTAL | SHOTS BY PERIOD | 1ST | 2ND | 3RD | OT | TOTAL |
|-----------------|-----|-----|-----|----|-------|-----------------|-----|-----|-----|----|-------|
| STARS           | 8   | 3   | 4   | 0  | 15    | STARS           | 49  | 46  | 44  | 0  | 139   |
| SHARKS          | 2   | 4   | 1   | 0  | 7     | SHARKS          | 42  | 41  | 50  | 0  | 133   |

### INDIVIDUAL SCORING

| SHARKS             | GP | G | A | TP | +/- | PM | PP | SH | GW | GT | EN | S  | PCTG |
|--------------------|----|---|---|----|-----|----|----|----|----|----|----|----|------|
| VINCENT DAMPHOUSSE | 5  | 1 | 2 | 3  | -5  | 8  | 1  | 0  | 0  | 0  | 0  | 14 | 7.1  |
| OWEN NOLAN         | 3  | 2 | 0 | 2  | -2  | 2  | 0  | 1  | 1  | 0  | 0  | 12 | 16.7 |
| MIKE RICCI         | 5  | 2 | 0 | 2  | 0   | 0  | 1  | 0  | 0  | 0  | 0  | 10 | 20.0 |
| PATRICK MARLEAU    | 4  | 1 | 1 | 2  | -1  | 2  | 1  | 0  | 0  | 0  | 0  | 4  | 25.0 |
| GARY SUTER         | 5  | 0 | 2 | 2  | -2  | 0  | 0  | 0  | 0  | 0  | 0  | 17 | .0   |
| TODD HARVEY        | 5  | 1 | 0 | 1  | -1  | 4  | 1  | 0  | 0  | 0  | 0  | 6  | 16.7 |
| SCOTT HANNAN       | 1  | 0 | 1 | 1  | 0   | 0  | 0  | 0  | 0  | 0  | 0  | 2  | .0   |
| ALEXANDER KOROLYUK | 4  | 0 | 1 | 1  | -1  | 0  | 0  | 0  | 0  | 0  | 0  | 6  | .0   |
| BRYAN MARCHMENT    | 4  | 0 | 1 | 1  | -1  | 8  | 0  | 0  | 0  | 0  | 0  | 2  | .0   |
| JEFF FRIESEN       | 5  | 0 | 1 | 1  | -3  | 2  | 0  | 0  | 0  | 0  | 0  | 14 | .0   |
| JEFF NORTON        | 5  | 0 | 1 | 1  | -2  | 0  | 0  | 0  | 0  | 0  | 0  | 7  | .0   |
| MARCO STURM        | 5  | 0 | 1 | 1  | 0   | 0  | 0  | 0  | 0  | 0  | 0  | 6  | .0   |
| NIKLAS SUNDSTROM   | 5  | 0 | 1 | 1  | -1  | 0  | 0  | 0  | 0  | 0  | 0  | 3  | .0   |
| RONNIE STERN       | 1  | 0 | 0 | 0  | -2  | 2  | 0  | 0  | 0  | 0  | 0  | 1  | .0   |
| STEPHANE MATTEAU   | 3  | 0 | 0 | 0  | -1  | 0  | 0  | 0  | 0  | 0  | 0  | 5  | .0   |
| TONY GRANATO       | 5  | 0 | 0 | 0  | -2  | 4  | 0  | 0  | 0  | 0  | 0  | 6  | .0   |
| DAVE LOWRY         | 5  | 0 | 0 | 0  | -1  | 2  | 0  | 0  | 0  | 0  | 0  | 1  | .0   |
| MARCUS RAGNARSSON  | 5  | 0 | 0 | 0  | -1  | 2  | 0  | 0  | 0  | 0  | 0  | 3  | .0   |
| MIKE RATHJE        | 5  | 0 | 0 | 0  | -3  | 6  | 0  | 0  | 0  | 0  | 0  | 3  | .0   |
| BRAD STUART        | 5  | 0 | 0 | 0  | -5  | 2  | 0  | 0  | 0  | 0  | 0  | 6  | .0   |
| RON SUTTER         | 5  | 0 | 0 | 0  | -2  | 8  | 0  | 0  | 0  | 0  | 0  | 5  | .0   |

POWER PLAY: 4-28 (14.3%) PENALTY KILLING: 17-22 (77.3%)

### GOALTENDING SHARKS

| SHARKS        | GP | MIN | GA | AVG  | EN | SO | W | L | SHOTS | SAVE% |
|---------------|----|-----|----|------|----|----|---|---|-------|-------|
| STEVE SHIELDS | 5  | 298 | 15 | 3.02 | 0  | 0  | 1 | 4 | 139   | .892  |



# 1999 SHARKS PLAYOFF SUMMARY

## WESTERN CONFERENCE QUARTERFINALS

### SAN JOSE SHARKS (#7) VS. COLORADO AVALANCHE (#2) • SHARKS SUMMARY: WON-2 LOST-4

| DATE     | SCORE                     | ATT.  | GOALTENDERS            | GW GOAL         |
|----------|---------------------------|-------|------------------------|-----------------|
| APRIL 24 | AVALANCHE 3; @SHARKS 1    | 17483 | ROY/VERNON             | SANDIS OZOLINSH |
| APRIL 26 | AVALANCHE 2; @SHARKS 1 OT | 17483 | ROY/VERNON             | MILAN HEJDUK    |
| APRIL 28 | @AVALANCHE 2; SHARKS 4    | 16061 | ROY/VERNON             | MARCO STURM     |
| APRIL 30 | @AVALANCHE 3; SHARKS 7    | 16061 | ROY, BILLINGTON/VERNON | A. KOROLYUK     |
| MAY 1    | @AVALANCHE 6; SHARKS 2    | 16051 | ROY/SHIELDS            | JOE SAKIC       |
| MAY 3    | AVALANCHE 3; @SHARKS 2 OT | 17483 | ROY/VERNON             | MILAN HEJDUK    |

\* GAMES 1 AND 2 WERE SHIFTED TO SAN JOSE DUE TO THE TRAGEDY AT COLUMBINE HIGH SCHOOL IN LITTLETON, COLO.

| GOALS BY PERIOD | 1ST | 2ND | 3RD | OT | TOTAL | SHOTS BY PERIOD | 1ST | 2ND | 3RD | OT | TOTAL |
|-----------------|-----|-----|-----|----|-------|-----------------|-----|-----|-----|----|-------|
| AVALANCHE       | 3   | 9   | 5   | 2  | 19    | AVALANCHE       | 56  | 74  | 65  | 13 | 208   |
| SHARKS          | 1   | 4   | 12  | 0  | 17    | SHARKS          | 49  | 66  | 69  | 7  | 191   |

#### INDIVIDUAL SCORING

| SHARKS             | GP | G | A | TP | +/- | PM | PP | SH | GW | GT | EN | S  | PCTG |
|--------------------|----|---|---|----|-----|----|----|----|----|----|----|----|------|
| JEFF NORTON        | 6  | 0 | 7 | 7  | 5   | 10 | 0  | 0  | 0  | 0  | 0  | 3  | .0   |
| VINCENT DAMPHOUSSE | 6  | 3 | 2 | 5  | 1   | 6  | 0  | 2  | 0  | 0  | 0  | 22 | 13.6 |
| MIKE RICCI         | 6  | 2 | 3 | 5  | 1   | 10 | 1  | 0  | 0  | 0  | 0  | 9  | 22.2 |
| JEFF FRIESE        | 6  | 2 | 2 | 4  | -1  | 14 | 1  | 0  | 0  | 0  | 0  | 20 | 10.0 |
| MARCO STURM        | 6  | 2 | 2 | 4  | 1   | 4  | 0  | 0  | 1  | 0  | 0  | 15 | 13.3 |
| ALEXANDER KOROLYUK | 6  | 1 | 3 | 4  | -3  | 2  | 0  | 0  | 1  | 0  | 0  | 7  | 14.3 |
| BILL HOULDER       | 6  | 3 | 0 | 3  | 2   | 4  | 3  | 0  | 0  | 0  | 0  | 8  | 37.5 |
| PATRICK MARLEAU    | 6  | 2 | 1 | 3  | -1  | 4  | 2  | 0  | 0  | 0  | 0  | 7  | 28.6 |
| JOE MURPHY         | 6  | 0 | 3 | 3  | 4   | 0  | 0  | 0  | 0  | 0  | 0  | 21 | .0   |
| TONY GRANATO       | 6  | 1 | 1 | 2  | -1  | 2  | 0  | 0  | 0  | 0  | 0  | 5  | 20.0 |
| OWEN NOLAN         | 6  | 1 | 1 | 2  | 6   | 0  | 0  | 0  | 0  | 1  | 0  | 26 | 3.8  |
| MIKE VERNON        | 5  | 0 | 1 | 1  | 0   | 0  | 0  | 0  | 0  | 0  | 0  | 0  | .0   |
| MARCUS RAGNARSSON  | 6  | 0 | 1 | 1  | -4  | 6  | 0  | 0  | 0  | 0  | 0  | 9  | .0   |
| DAVE LOWRY         | 1  | 0 | 0 | 0  | 0   | 0  | 0  | 0  | 0  | 0  | 0  | 0  | .0   |
| STEPHANE MATTEAU   | 5  | 0 | 0 | 0  | -3  | 6  | 0  | 0  | 0  | 0  | 0  | 4  | .0   |
| BRYAN MARCHMENT    | 6  | 0 | 0 | 0  | 4   | 0  | 0  | 0  | 0  | 0  | 0  | 7  | .0   |
| MIKE RATHJE        | 6  | 0 | 0 | 0  | -6  | 4  | 0  | 0  | 0  | 0  | 0  | 4  | .0   |
| BOB ROUSE          | 6  | 0 | 0 | 0  | -1  | 6  | 0  | 0  | 0  | 0  | 0  | 4  | .0   |
| RONNIE STERN       | 6  | 0 | 0 | 0  | -1  | 6  | 0  | 0  | 0  | 0  | 0  | 10 | .0   |
| RON SUTTER         | 6  | 0 | 0 | 0  | -1  | 4  | 0  | 0  | 0  | 0  | 0  | 10 | .0   |

POWER PLAY: 7-41 (17.1%) PENALTY KILLING: 35-42 (83.3%)

#### GOALTENDING SHARKS

|               | GP | MIN | GA | AVG  | EN | SO | W | L | SHOTS | SAVE% |
|---------------|----|-----|----|------|----|----|---|---|-------|-------|
| MIKE VERNON   | 5  | 321 | 13 | 2.40 | 0  | 0  | 2 | 3 | 172   | .924  |
| STEVE SHIELDS | 1  | 60  | 6  | 6.00 | 0  | 0  | 0 | 1 | 36    | .833  |

# 1998 SHARKS PLAYOFF SUMMARY

## WESTERN CONFERENCE QUARTERFINALS

### SAN JOSE SHARKS (#8) vs. DALLAS STARS (#1) • SHARKS SUMMARY: WON-2 LOST-4

| DATE     | SCORE                 | ATT.  | GOALTENDERS               | GW GOAL       |
|----------|-----------------------|-------|---------------------------|---------------|
| APRIL 22 | @STARS 4; SHARKS 1    | 16928 | VERNON/BELFOUR            | JUHA LIND     |
| APRIL 24 | @STARS 5; SHARKS 2    | 16928 | HRUDEY, VERNON/BELFOUR    | PAT VERBECK   |
| APRIL 26 | STARS 1; @SHARKS 4    | 17483 | VERNON/BELFOUR, FERNANDEZ | OWEN NOLAN    |
| APRIL 28 | STARS 0; @SHARKS 1 OT | 17483 | VERNON/BELFOUR            | ANDREI ZYUZIN |
| APRIL 30 | @STARS 3; SHARKS 2    | 16928 | VERNON/BELFOUR            | MIKE MODANO   |
| MAY 2    | STARS 3; @SHARKS 2 OT | 17483 | VERNON/BELFOUR            | MIKE KEANE    |

| GOALS BY PERIOD | 1ST | 2ND | 3RD | OT | TOTAL | SHOTS BY PERIOD | 1ST | 2ND | 3RD | OT | TOTAL |
|-----------------|-----|-----|-----|----|-------|-----------------|-----|-----|-----|----|-------|
| SHARKS          | 2   | 5   | 4   | 1  | 12    | SHARKS          | 41  | 48  | 38  | 4  | 131   |
| STARS           | 6   | 6   | 3   | 1  | 16    | STARS           | 55  | 46  | 41  | 3  | 145   |

#### INDIVIDUAL SCORING

| SHARKS            | GP | G | A | TP | +/- | PM | PP | SH | GW | GT | EN | S  | PCTG |
|-------------------|----|---|---|----|-----|----|----|----|----|----|----|----|------|
| JOHN MACLEAN      | 6  | 2 | 3 | 5  | 1   | 4  | 1  | 0  | 0  | 0  | 0  | 18 | 11.1 |
| BERNIE NICHOLLS   | 6  | 0 | 5 | 5  | -2  | 8  | 0  | 0  | 0  | 0  | 0  | 6  | .0   |
| OWEN NOLAN        | 6  | 2 | 2 | 4  | -1  | 26 | 2  | 0  | 1  | 0  | 0  | 16 | 12.5 |
| MIKE RICCI        | 6  | 1 | 3 | 4  | 0   | 6  | 0  | 0  | 0  | 0  | 0  | 8  | 12.5 |
| BILL HOULDER      | 6  | 1 | 2 | 3  | 0   | 2  | 0  | 0  | 0  | 0  | 0  | 8  | 12.5 |
| MURRAY CRAVEN     | 6  | 1 | 1 | 2  | -2  | 0  | 0  | 0  | 0  | 0  | 0  | 6  | 16.7 |
| JOE MURPHY        | 6  | 1 | 1 | 2  | -1  | 20 | 1  | 0  | 0  | 0  | 0  | 10 | 10.0 |
| AL IAFRATE        | 6  | 1 | 0 | 1  | -4  | 10 | 1  | 0  | 0  | 0  | 0  | 10 | 10.0 |
| MIKE RATHJE       | 6  | 1 | 0 | 1  | -3  | 6  | 1  | 0  | 0  | 0  | 0  | 2  | 50.0 |
| RON SUTTER        | 6  | 1 | 0 | 1  | -1  | 14 | 0  | 0  | 0  | 0  | 0  | 7  | 14.3 |
| ANDREI ZYUZIN     | 6  | 1 | 0 | 1  | -2  | 14 | 0  | 0  | 1  | 1  | 0  | 6  | 16.7 |
| STEPHANE MATTEAU  | 4  | 0 | 1 | 1  | 1   | 0  | 0  | 0  | 0  | 0  | 0  | 2  | .0   |
| PATRICK MARLEAU   | 5  | 0 | 1 | 1  | -1  | 0  | 0  | 0  | 0  | 0  | 0  | 2  | .0   |
| JEFF FRIESE       | 6  | 0 | 1 | 1  | -1  | 2  | 0  | 0  | 0  | 0  | 0  | 9  | .0   |
| TONY GRANATO      | 1  | 0 | 0 | 0  | 0   | 0  | 0  | 0  | 0  | 0  | 0  | 2  | .0   |
| MARCO STURM       | 2  | 0 | 0 | 0  | -2  | 0  | 0  | 0  | 0  | 0  | 0  | 3  | .0   |
| SHAWN BURR        | 6  | 0 | 0 | 0  | -1  | 8  | 0  | 0  | 0  | 0  | 0  | 4  | .0   |
| DAVE LOWRY        | 6  | 0 | 0 | 0  | 0   | 18 | 0  | 0  | 0  | 0  | 0  | 3  | .0   |
| BRYAN MARCHMENT   | 6  | 0 | 0 | 0  | 1   | 10 | 0  | 0  | 0  | 0  | 0  | 5  | .0   |
| MARCUS RAGNARSSON | 6  | 0 | 0 | 0  | 2   | 4  | 0  | 0  | 0  | 0  | 0  | 4  | .0   |
| MIKE VERNON       | 6  | 0 | 0 | 0  | 0   | 0  | 0  | 0  | 0  | 0  | 0  | 0  | .0   |
| KELLY HRUDEY      | 1  | 0 | 0 | 0  | 0   | 0  | 0  | 0  | 0  | 0  | 0  | 0  | .0   |

POWER PLAY: 6-36 (16.7%) PENALTY KILLING 31-38 (81.6%)

#### GOALTENDING SHARKS

|              | GP | MIN | GA | AVG  | EN | SO | W | L | SHOTS | SAVE% |
|--------------|----|-----|----|------|----|----|---|---|-------|-------|
| MIKE VERNON  | 6  | 348 | 14 | 2.41 | 1  | 1  | 2 | 4 | 138   | .899  |
| KELLY HRUDEY | 1  | 20  | 1  | 3.00 | 0  | 0  | 0 | 1 | 6     | .833  |



# 1995 SHARKS PLAYOFF SUMMARY



## WESTERN CONFERENCE SEMIFINALS

### DETROIT RED WINGS (#1) vs. SAN JOSE SHARKS (#7) • SHARKS SUMMARY: WON-0 LOST-4

| DATE   | SCORE                  | ATT.  | GOALTENDERS     | GW GOAL           |
|--------|------------------------|-------|-----------------|-------------------|
| MAY 21 | @RED WINGS 6; SHARKS 0 | 19875 | VERNON/FLAHERTY | DINO CICCARELLI   |
| MAY 23 | @RED WINGS 6; SHARKS 2 | 19875 | VERNON/IRBE     | STEVE YZERMAN     |
| MAY 25 | RED WINGS 6; @SHARKS 2 | 17190 | VERNON/FLAHERTY | VYACHESLAV KOZLOV |
| MAY 27 | RED WINGS 6; @SHARKS 2 | 17190 | VERNON/FLAHERTY | DOUG BROWN        |

| GOALS BY PERIOD | 1ST | 2ND | 3RD | OT | TOTAL | SHOTS BY PERIOD | 1ST | 2ND | 3RD | OT | TOTAL |
|-----------------|-----|-----|-----|----|-------|-----------------|-----|-----|-----|----|-------|
| RED WINGS       | 10  | 6   | 8   | 0  | 24    | RED WINGS       | 55  | 61  | 31  | 0  | 147   |
| SHARKS          | 0   | 2   | 4   | 0  | 6     | SHARKS          | 25  | 16  | 20  | 0  | 61    |

#### INDIVIDUAL SCORING

| SHARKS           | GP | G | A | TP | +/- | PM | PP | SH | GW | GT | EN | S | PCTG  |
|------------------|----|---|---|----|-----|----|----|----|----|----|----|---|-------|
| IGOR LARIONOV    | 4  | 0 | 3 | 3  | -3  | 0  | 0  | 0  | 0  | 0  | 0  | 4 | .0    |
| MIKE RATHJE      | 4  | 2 | 0 | 2  | -8  | 0  | 2  | 0  | 0  | 0  | 0  | 5 | 40.0  |
| RAY WHITNEY      | 4  | 2 | 0 | 2  | -5  | 2  | 0  | 0  | 0  | 0  | 0  | 2 | 100.0 |
| ULF DAHLEN       | 4  | 1 | 1 | 2  | -7  | 0  | 1  | 0  | 0  | 0  | 0  | 3 | 33.3  |
| JAY MORE         | 4  | 0 | 2 | 2  | -6  | 0  | 0  | 0  | 0  | 0  | 0  | 4 | .0    |
| SANDIS OZOLINSH  | 4  | 0 | 2 | 2  | -6  | 2  | 0  | 0  | 0  | 0  | 0  | 3 | .0    |
| SERGEI MAKAROV   | 4  | 1 | 0 | 1  | -2  | 0  | 0  | 0  | 0  | 0  | 0  | 3 | 33.3  |
| JEFF FRIESEN     | 4  | 0 | 1 | 1  | -6  | 0  | 0  | 0  | 0  | 0  | 0  | 5 | .0    |
| JIM KYTE         | 4  | 0 | 1 | 1  | -4  | 2  | 0  | 0  | 0  | 0  | 0  | 1 | .0    |
| SHAWN CRONIN     | 2  | 0 | 0 | 0  | 0   | 0  | 0  | 0  | 0  | 0  | 0  | 0 | .0    |
| KEVIN MILLER     | 2  | 0 | 0 | 0  | -1  | 2  | 0  | 0  | 0  | 0  | 0  | 5 | .0    |
| JAMIE BAKER      | 4  | 0 | 0 | 0  | -5  | 2  | 0  | 0  | 0  | 0  | 0  | 8 | .0    |
| SHEAN DONOVAN    | 4  | 0 | 0 | 0  | -2  | 6  | 0  | 0  | 0  | 0  | 0  | 5 | .0    |
| PAT FALLOON      | 4  | 0 | 0 | 0  | -4  | 0  | 0  | 0  | 0  | 0  | 0  | 4 | .0    |
| CRAIG JANNEY     | 4  | 0 | 0 | 0  | -4  | 0  | 0  | 0  | 0  | 0  | 0  | 0 | .0    |
| VLASTIMIL KROUPA | 4  | 0 | 0 | 0  | -2  | 4  | 0  | 0  | 0  | 0  | 0  | 1 | .0    |
| JEFF ODGERS      | 4  | 0 | 0 | 0  | -1  | 19 | 0  | 0  | 0  | 0  | 0  | 2 | .0    |
| TOM PEDERSON     | 4  | 0 | 0 | 0  | -4  | 2  | 0  | 0  | 0  | 0  | 0  | 1 | .0    |
| CHRIS TANCILL    | 4  | 0 | 0 | 0  | -6  | 8  | 0  | 0  | 0  | 0  | 0  | 5 | .0    |

POWER PLAY: 3-17 (17.6%) PENALTY KILLING: 9-15 (60.0%)

#### GOALTENDING SHARKS

| SHARKS        | GP | MIN | GA | AVG  | EN | SO | W | L | SHOTS | SAVE% |
|---------------|----|-----|----|------|----|----|---|---|-------|-------|
| WADE FLAHERTY | 3  | 180 | 18 | 6.00 | 0  | 0  | 0 | 3 | 101   | .822  |
| ARTURS IRBE   | 1  | 60  | 6  | 6.00 | 0  | 0  | 0 | 1 | 46    | .870  |

## WESTERN CONFERENCE QUARTERFINALS

### CALGARY FLAMES (#2) vs. SAN JOSE SHARKS (#7) • SHARKS SUMMARY: WON-4 LOST-3

| DATE   | SCORE                     | ATT.  | GOALTENDERS          | GW GOAL        |
|--------|---------------------------|-------|----------------------|----------------|
| MAY 7  | @FLAMES 4; SHARKS 5       | 15624 | TABARACCI, KIDD/IRBE | JAMIE BAKER    |
| MAY 9  | @FLAMES 4; SHARKS 5; OT   | 16389 | KIDD/IRBE            | ULF DAHLEN     |
| MAY 11 | FLAMES 9; @SHARKS 2       | 17190 | KIDD/FLAHERTY, IRBE  | MIKE SULLIVAN  |
| MAY 13 | FLAMES 6; @SHARKS 4       | 17190 | KIDD/IRBE            | ROBERT REICHEL |
| MAY 15 | @FLAMES 5; SHARKS 0       | 18298 | KIDD/FLAHERTY, IRBE  | JOE NIEUWENDYK |
| MAY 17 | FLAMES 3; @SHARKS 5       | 17190 | KIDD/FLAHERTY        | CRAIG JANNEY   |
| MAY 19 | @FLAMES 4; SHARKS 5; 2 OT | 20230 | KIDD/FLAHERTY        | RAY WHITNEY    |

| GOALS BY PERIOD | 1ST | 2ND | 3RD | OT | TOTAL | SHOTS BY PERIOD | 1ST | 2ND | 3RD | OT | TOTAL |
|-----------------|-----|-----|-----|----|-------|-----------------|-----|-----|-----|----|-------|
| SHARKS          | 7   | 11  | 6   | 2  | 26    | SHARKS          | 41  | 67  | 66  | 16 | 190   |
| FLAMES          | 13  | 7   | 15  | 0  | 35    | FLAMES          | 91  | 61  | 84  | 23 | 259   |

#### INDIVIDUAL SCORING

| SHARKS           | GP | G | A | TP | +/- | PM | PP | SH | GW | GT | EN | S  | PCTG |
|------------------|----|---|---|----|-----|----|----|----|----|----|----|----|------|
| ULF DAHLEN       | 7  | 4 | 3 | 7  | -6  | 0  | 2  | 0  | 1  | 1  | 0  | 16 | 25.0 |
| CRAIG JANNEY     | 7  | 3 | 4 | 7  | -9  | 4  | 0  | 0  | 1  | 0  | 0  | 17 | 17.6 |
| RAY WHITNEY      | 7  | 2 | 4 | 6  | 2   | 0  | 0  | 0  | 1  | 1  | 0  | 13 | 15.4 |
| IGOR LARIONOV    | 7  | 1 | 5 | 6  | -1  | 2  | 0  | 0  | 0  | 0  | 0  | 15 | 6.7  |
| MIKE RATHJE      | 7  | 3 | 2 | 5  | -7  | 4  | 3  | 0  | 0  | 0  | 0  | 13 | 23.1 |
| SERGEI MAKAROV   | 7  | 2 | 3 | 5  | -1  | 4  | 0  | 0  | 0  | 0  | 0  | 5  | 40.0 |
| JEFF FRIESEN     | 7  | 1 | 4 | 5  | -3  | 4  | 0  | 0  | 0  | 0  | 0  | 16 | 6.3  |
| TOM PEDERSON     | 6  | 0 | 5 | 5  | -10 | 6  | 0  | 0  | 0  | 0  | 0  | 13 | .0   |
| PAT FALLOON      | 7  | 3 | 1 | 4  | -2  | 0  | 0  | 0  | 0  | 0  | 0  | 20 | 15.0 |
| JAMIE BAKER      | 7  | 2 | 2 | 4  | -2  | 10 | 0  | 0  | 1  | 0  | 0  | 12 | 16.7 |
| SANDIS OZOLINSH  | 7  | 3 | 0 | 3  | -7  | 4  | 1  | 0  | 0  | 0  | 0  | 12 | 25.0 |
| JEFF ODGERS      | 7  | 1 | 1 | 2  | 1   | 4  | 0  | 0  | 0  | 0  | 0  | 3  | 33.3 |
| CHRIS TANCILL    | 7  | 1 | 1 | 2  | -1  | 0  | 0  | 0  | 0  | 0  | 0  | 11 | 9.1  |
| JAY MORE         | 7  | 0 | 2 | 2  | 6   | 6  | 0  | 0  | 0  | 0  | 0  | 7  | .0   |
| SHEAN DONOVAN    | 3  | 0 | 1 | 1  | -1  | 0  | 0  | 0  | 0  | 0  | 0  | 2  | .0   |
| JIM KYTE         | 7  | 0 | 1 | 1  | 3   | 12 | 0  | 0  | 0  | 0  | 0  | 7  | .0   |
| VLASTIMIL KROUPA | 2  | 0 | 0 | 0  | -1  | 0  | 0  | 0  | 0  | 0  | 2  | .0 |      |
| KEVIN MILLER     | 4  | 0 | 0 | 0  | -2  | 0  | 0  | 0  | 0  | 0  | 0  | 2  | .0   |
| ARTURS IRBE      | 5  | 0 | 0 | 0  | 0   | 10 | 0  | 0  | 0  | 0  | 0  | 0  | .0   |
| ANDREI NAZAROV   | 6  | 0 | 0 | 0  | 0   | 9  | 0  | 0  | 0  | 0  | 0  | 3  | .0   |
| SHAWN CRONIN     | 7  | 0 | 0 | 0  | 2   | 5  | 0  | 0  | 0  | 0  | 0  | 1  | .0   |

POWER PLAY: 6-31 (19.4%) PENALTY KILLING: 24-31 (77.4%)

#### GOALTENDING SHARKS

| SHARKS        | GP | MIN | GA | AVG  | EN | SO | W | L | SHOTS | SAVE% |
|---------------|----|-----|----|------|----|----|---|---|-------|-------|
| ARTURS IRBE   | 5  | 256 | 21 | 4.92 | 1  | 0  | 2 | 3 | 138   | .848  |
| WADE FLAHERTY | 4  | 197 | 13 | 3.96 | 0  | 0  | 2 | 0 | 120   | .892  |



# 1994 SHARKS PLAYOFF SUMMARY

## WESTERN CONFERENCE QUARTERFINALS

### DETROIT RED WINGS (#1) vs. SAN JOSE SHARKS (#8) • SHARKS SUMMARY: WON-4 LOST-3

| DATE     | SCORE                  | ATT.  | GOALTENDERS          | GW GOAL          |
|----------|------------------------|-------|----------------------|------------------|
| APRIL 18 | @RED WINGS 4; SHARKS 5 | 19778 | ESSENSA/IRBE         | VLASTIMIL KROUPA |
| APRIL 20 | @RED WINGS 4; SHARKS 0 | 19875 | OSGOOD/IRBE          | SHAWN BURR       |
| APRIL 22 | RED WINGS 3; @SHARKS 2 | 17190 | OSGOOD/IRBE          | SHAWN BURR       |
| APRIL 23 | RED WINGS 3; @SHARKS 4 | 17190 | OSGOOD/IRBE          | SERGEI MAKAROV   |
| APRIL 26 | RED WINGS 4; @SHARKS 6 | 17190 | ESSENSA, OSGOOD/IRBE | J. GARPENLOV     |
| APRIL 28 | @RED WINGS 7; SHARKS 1 | 19875 | OSGOOD/IRBE, WAITE   | STEVE CHIASSON   |
| APRIL 30 | @RED WINGS 2; SHARKS 3 | 19875 | OSGOOD/IRBE          | JAMIE BAKER      |

| GOALS BY PERIOD | 1ST | 2ND | 3RD | OT | TOTAL | SHOTS BY PERIOD | 1ST | 2ND | 3RD | OT | TOTAL |
|-----------------|-----|-----|-----|----|-------|-----------------|-----|-----|-----|----|-------|
| RED WINGS       | 11  | 8   | 8   | 0  | 27    | RED WINGS       | 74  | 79  | 65  | 0  | 218   |
| SHARKS          | 7   | 6   | 8   | 0  | 21    | SHARKS          | 47  | 60  | 46  | 0  | 153   |

#### INDIVIDUAL SCORING

| SHARKS           | GP | G | A | TP | +/- | PM | PP | SH | GW | GT | EN | S  | PCTG  |
|------------------|----|---|---|----|-----|----|----|----|----|----|----|----|-------|
| IGOR LARIONOV    | 7  | 2 | 8 | 10 | -5  | 4  | 0  | 0  | 0  | 0  | 0  | 10 | 20.0  |
| SERGEI MAKAROV   | 7  | 6 | 0 | 6  | -3  | 4  | 3  | 0  | 1  | 0  | 0  | 14 | 42.9  |
| JOHAN GARPENLOV  | 7  | 2 | 3 | 5  | -5  | 6  | 0  | 0  | 1  | 0  | 0  | 8  | 25.0  |
| TODD ELJK        | 7  | 1 | 4 | 5  | -1  | 8  | 0  | 0  | 0  | 0  | 0  | 15 | 6.7   |
| SANDIS OZOLINSH  | 7  | 0 | 5 | 5  | -4  | 0  | 0  | 0  | 0  | 0  | 0  | 12 | .0    |
| ULF DAHLEN       | 7  | 3 | 1 | 4  | 0   | 0  | 2  | 0  | 0  | 0  | 0  | 12 | 25.0  |
| TOM PEDERSON     | 7  | 1 | 3 | 4  | -1  | 2  | 0  | 0  | 1  | 0  | 0  | 18 | 5.6   |
| JAMIE BAKER      | 7  | 2 | 1 | 3  | -1  | 4  | 0  | 0  | 1  | 0  | 0  | 7  | 28.6  |
| JEFF NORTON      | 7  | 0 | 3 | 3  | -4  | 12 | 0  | 0  | 0  | 0  | 0  | 15 | .0    |
| BOB ERREY        | 7  | 1 | 1 | 2  | 0   | 2  | 0  | 0  | 0  | 0  | 0  | 5  | 20.0  |
| VLASTIMIL KROUPA | 7  | 1 | 1 | 2  | -2  | 2  | 0  | 0  | 1  | 0  | 0  | 4  | 25.0  |
| GAETAN DUCHESNE  | 7  | 0 | 2 | 2  | 1   | 8  | 0  | 0  | 0  | 0  | 0  | 5  | .0    |
| RAY WHITNEY      | 7  | 0 | 2 | 2  | -4  | 2  | 0  | 0  | 0  | 0  | 0  | 11 | .0    |
| SHAWN CRONIN     | 7  | 1 | 0 | 1  | -2  | 6  | 0  | 0  | 0  | 0  | 0  | 1  | 100.0 |
| ROB GAUDREAU     | 7  | 1 | 0 | 1  | 0   | 0  | 1  | 0  | 0  | 0  | 0  | 6  | 16.7  |
| PAT FALLOON      | 7  | 0 | 1 | 1  | -3  | 4  | 0  | 0  | 0  | 0  | 0  | 4  | .0    |
| JAY MORE         | 7  | 0 | 1 | 1  | -2  | 12 | 0  | 0  | 0  | 0  | 0  | 3  | .0    |
| JEFF ODGERS      | 4  | 0 | 0 | 0  | -1  | 2  | 0  | 0  | 0  | 0  | 0  | 3  | .0    |
| ARTURS IRBE      | 7  | 0 | 0 | 0  | 0   | 4  | 0  | 0  | 0  | 0  | 0  | 0  | .0    |

POWER PLAY: 6-36 (16.7%) PENALTY KILLING: 30-35 (85.7%)

| GOALTENDING SHARKS | GP | MIN | GA | AVG  | EN | SO | W | L | SHOTS | SAVE% |
|--------------------|----|-----|----|------|----|----|---|---|-------|-------|
| ARTURS IRBE        | 7  | 399 | 26 | 3.91 | 0  | 0  | 4 | 3 | 210   | .876  |
| JIM WAITE          | 1  | 20  | 1  | 3.00 | 0  | 0  | 0 | 0 | 8     | .875  |

## WESTERN CONFERENCE SEMIFINALS

### TORONTO MAPLE LEAFS (#2) vs. SAN JOSE SHARKS (#8) • SHARKS SUMMARY: WON-3 LOST-4

| DATE   | SCORE                       | ATT.  | GOALTENDERS         | GW GOAL         |
|--------|-----------------------------|-------|---------------------|-----------------|
| MAY 2  | @MAPLE LEAFS 2; SHARKS 3    | 15728 | POTVIN/IRBE         | JOHAN GARPENLOV |
| MAY 4  | @MAPLE LEAFS 5; SHARKS 1    | 15728 | POTVIN/IRBE         | MIKE GARTNER    |
| MAY 6  | MAPLE LEAFS 2; @SHARKS 5    | 17190 | POTVIN, RHODES/IRBE | ULF DAHLEN      |
| MAY 8  | MAPLE LEAFS 8; @SHARKS 3    | 17190 | POTVIN/IRBE, WAITE  | WENDEL CLARK    |
| MAY 10 | MAPLE LEAFS 2; @SHARKS 5    | 17190 | POTVIN/IRBE         | SERGEI MAKAROV  |
| MAY 12 | @MAPLE LEAFS 3; SHARKS 2 OT | 15728 | POTVIN/IRBE         | MIKE GARTNER    |
| MAY 14 | @MAPLE LEAFS 4; SHARKS 2    | 15728 | POTVIN/IRBE         | MARK OSBORNE    |

| GOALS BY PERIOD | 1ST | 2ND | 3RD | OT | TOTAL | SHOTS BY PERIOD | 1ST | 2ND | 3RD | OT | TOTAL |
|-----------------|-----|-----|-----|----|-------|-----------------|-----|-----|-----|----|-------|
| MAPLE LEAFS     | 9   | 9   | 7   | 1  | 26    | MAPLE LEAFS     | 65  | 64  | 68  | 1  | 198   |
| SHARKS          | 5   | 8   | 8   | 0  | 21    | SHARKS          | 60  | 75  | 52  | 0  | 187   |

#### INDIVIDUAL SCORING

| SHARKS           | GP | G | A | TP | +/- | PM | PP | SH | GW | GT | EN | S  | PCTG |
|------------------|----|---|---|----|-----|----|----|----|----|----|----|----|------|
| IGOR LARIONOV    | 7  | 3 | 5 | 8  | 4   | 6  | 0  | 0  | 0  | 0  | 0  | 17 | 17.6 |
| TODD ELJK        | 7  | 4 | 1 | 5  | -4  | 4  | 1  | 0  | 0  | 0  | 0  | 30 | 13.3 |
| JOHAN GARPENLOV  | 7  | 2 | 3 | 5  | 5   | 0  | 0  | 0  | 1  | 0  | 0  | 15 | 13.3 |
| SANDIS OZOLINSH  | 7  | 0 | 5 | 5  | 7   | 8  | 0  | 0  | 0  | 0  | 0  | 11 | .0   |
| ULF DAHLEN       | 7  | 3 | 1 | 4  | -3  | 0  | 0  | 1  | 0  | 1  | 0  | 24 | 12.5 |
| SERGEI MAKAROV   | 7  | 2 | 2 | 4  | 5   | 0  | 0  | 0  | 1  | 0  | 0  | 12 | 16.7 |
| BOB ERREY        | 7  | 2 | 1 | 3  | -3  | 8  | 1  | 0  | 0  | 0  | 0  | 7  | 28.6 |
| GAETAN DUCHESNE  | 7  | 1 | 2 | 3  | -3  | 4  | 0  | 0  | 0  | 0  | 0  | 12 | 8.3  |
| JEFF NORTON      | 7  | 1 | 2 | 3  | 8   | 8  | 0  | 0  | 0  | 0  | 0  | 9  | 11.1 |
| TOM PEDERSON     | 7  | 0 | 3 | 3  | -5  | 0  | 0  | 0  | 0  | 0  | 0  | 16 | .0   |
| JAMIE BAKER      | 7  | 1 | 1 | 2  | 0   | 26 | 0  | 0  | 0  | 0  | 0  | 6  | 16.7 |
| PAT FALLOON      | 7  | 1 | 1 | 2  | 1   | 2  | 0  | 0  | 0  | 0  | 0  | 4  | 25.0 |
| RAY WHITNEY      | 7  | 0 | 2 | 2  | 0   | 6  | 0  | 0  | 0  | 0  | 0  | 5  | .0   |
| ROB GAUDREAU     | 7  | 1 | 0 | 1  | -1  | 0  | 0  | 1  | 0  | 0  | 0  | 8  | 12.5 |
| JAY MORE         | 6  | 0 | 1 | 1  | -2  | 20 | 0  | 0  | 0  | 0  | 0  | 2  | .0   |
| VLASTIMIL KROUPA | 7  | 0 | 1 | 1  | -6  | 19 | 0  | 0  | 0  | 0  | 0  | 2  | .0   |
| MIKE RATHJE      | 1  | 0 | 0 | 0  | 1   | 0  | 0  | 0  | 0  | 0  | 0  | 0  | .0   |
| SHAWN CRONIN     | 7  | 0 | 0 | 0  | -2  | 14 | 0  | 0  | 0  | 0  | 0  | 4  | .0   |
| ARTURS IRBE      | 7  | 0 | 0 | 0  | 0   | 2  | 0  | 0  | 0  | 0  | 0  | 0  | .0   |
| JEFF ODGERS      | 7  | 0 | 0 | 0  | -1  | 9  | 0  | 0  | 0  | 0  | 0  | 3  | .0   |

POWER PLAY: 3-38 (7.9%) PENALTY KILLING: 18-26 (69.2%)

| GOALTENDING SHARKS | GP | MIN | GA | AVG  | EN | SO | W | L | SHOTS | SAVE% |
|--------------------|----|-----|----|------|----|----|---|---|-------|-------|
| ARTURS IRBE        | 7  | 407 | 24 | 3.54 | 0  | 0  | 3 | 4 | 189   | .873  |
| JIM WAITE          | 1  | 20  | 2  | 6.00 | 0  | 0  | 0 | 0 | 9     | .778  |



The 1993-94 San Jose Sharks made the greatest single-season turnaround (58 points) and, as a No. 8 seed, upset the No. 1-seeded Detroit Red Wings in the Western Conference Quarterfinals.

## TEAM

### GOALS

**MOST GOALS, GAME AT HOME** — 6 (2 TIMES, MOST RECENT — 5/6/02 VS. COLORADO [6-4 W])

**MOST GOALS, GAME ON ROAD** — 7, 4/30/99 AT COLORADO (7-3 W)

**MOST GOALS AGAINST, GAME AT HOME** — 9, 5/11/95 VS. CALGARY (2-9 L)

**MOST GOALS AGAINST, GAME ON ROAD** — 8, 5/4/02 AT COLORADO (2-8 L)

**MOST GOALS, GAME BY BOTH TEAMS AT HOME** — 11 (2 TIMES, MOST RECENT — 5/11/95 VS. CALGARY [2-9 L])

**MOST GOALS, GAME BY BOTH TEAMS ON ROAD** — 10, (2 TIMES, MOST RECENT — 5/4/02 AT COLORADO [2-8 L])

**FEWEST GOALS, GAME AT HOME** — 0 (3 TIMES, MOST RECENT — 4/16/09 VS. ANAHEIM [0-2 L])

**FEWEST GOALS, GAME ON ROAD** — 0 (10 TIMES, MOST RECENT—4/23/09 AT ANAHEIM [0-4 L])

**FEWEST GOALS ALLOWED, GAME AT HOME** — 0 (3 TIMES, MOST RECENT—4/10/08 VS. CALGARY (2-0 W))

**FEWEST GOALS ALLOWED, GAME ON ROAD** — 0, (5 TIMES, MOST RECENT — 4/26/06 AT DETROIT [2-0 W])

**FEWEST GOALS BY BOTH TEAMS, GAME AT HOME** — 1 (2 TIMES, MOST RECENT — 4/08/04 VS. ST. LOUIS [1-0 W OT])

**FEWEST GOALS BY BOTH TEAMS, GAME ON ROAD** — 1, (5 TIMES, MOST RECENT — 4/28/04 AT COLORADO [0-1 L OT])

**EARLIEST GOAL FROM START OF GAME, FOR** — :36, 4/28/07 AT DETROIT (2-3 L), JONATHAN CHEECHOO

**EARLIEST GOAL FROM START OF 2ND PERIOD, FOR** — :29 (2 TIMES, MOST RECENT-5/8/02 VS. COLORADO [1-4 L], TEEMU SELANNE)

**EARLIEST GOAL FROM START OF 3RD PERIOD, FOR** — :19, 5/19/95 AT CALGARY (5-4 W 2OT), PAT FALLOON

**EARLIEST GOAL FROM START OF OVERTIME, FOR** — 1:05, 5/2/08 VS. DALLAS (3-2 W OT), JOE PAVELSKI

**EARLIEST GOAL FROM START OF GAME, AGAINST** — :20, 5/11/04 VS. CALGARY (1-4 L), MARCUS NILSON

**EARLIEST GOAL FROM START OF 2ND PERIOD, AGAINST** — :21, 4/23/00 VS. ST. LOUIS (2-6 L), SCOTT YOUNG

**EARLIEST GOAL FROM START OF 3RD PERIOD, AGAINST** — :12, 5/14/06 VS. EDMONTON (3-6 L), SHAWN HORCOFF

**EARLIEST GOAL FROM START OF OVERTIME, AGAINST** — 1:54, 5/01/04 VS. COLORADO (1-2 L OT), JOE SAKIC

**FASTEST 2 GOALS, FOR** — :08, 4/30/98 AT DALLAS (2-3 L); JOHN MACLEAN, RON SUTTER

**FASTEST 3 GOALS, FOR** — 2:02, 4/13/08 AT CALGARY (3-4 L); RYANE CLOWE, PATRICK MARLEAU, DOUGLAS MURRAY

**FASTEST 4 GOALS, FOR** — 8:49, 4/22/08 VS. CALGARY (5-3 W); JEREMY ROENICK, JEREMY ROENICK, JOE PAVELSKI, DEVIN SETOGUCHI

**FASTEST 2 GOALS, AGAINST** — :12, 5/04/02 AT COLORADO (2-8 L); ERIC MESSIER, DAN HINOTE

**FASTEST 3 GOALS, AGAINST** — 1:36, 4/28/94 AT DETROIT (1-7 L); STEVE CHIASSON, RAY SHEPPARD, SLAVA KOZLOV

**FASTEST 4 GOALS, AGAINST** — 3:01, 4/28/94 AT DETROIT (1-7 L); STEVE CHIASSON, RAY SHEPPARD, SLAVA KOZLOV, STEVE YZERMAN

**FASTEST 5 GOALS, AGAINST** — 14:01, 4/23/00 VS. ST. LOUIS (2-6 L); SCOTT YOUNG, JOCHEN HECHT, CHRIS PRONGER, TYSON NASH, SCOTT YOUNG



## SHARKS ALL-TIME PLAYOFF RECORDS

**MOST CONSECUTIVE GOALS GAME, FOR** — 5, 4/30/99 AT COLORADO (7-3 W)  
**MOST CONSECUTIVE GOALS GAME, AGAINST** — 6, 4/23/00 VS. ST. LOUIS (2-6 L)  
**MOST GOALS FOR, PERIOD AT HOME** — 4, 4/22/08 VS. CALGARY (5-3 W), 2ND PERIOD  
**MOST GOALS FOR, PERIOD ON ROAD** — 4, (2 TIMES, MOST RECENT — 5/16/04 AT CALGARY [4-1 W], 2ND PERIOD)  
**MOST GOALS AGAINST, PERIOD AT HOME** — 5, 4/23/00 VS. ST. LOUIS [2-6 L], 2ND PERIOD)  
**MOST GOALS AGAINST, PERIOD ON ROAD** — 4, (4 TIMES, MOST RECENT — 5/4/02 AT DETROIT [2-8 L]; 2ND PERIOD)  
**WIDEST MARGIN OF VICTORY, HOME** — 3 (5 TIMES, MOST RECENT — 4/25/06 VS. EDMONTON [4-1 W])  
**WIDEST MARGIN OF VICTORY, ROAD** — 4, 4/30/99 AT COLORADO (7-3 W)  
**WIDEST MARGIN OF DEFEAT, HOME** — 7, 5/11/95 VS. CALGARY (2-9 L)  
**WIDEST MARGIN OF DEFEAT, ROAD** — 6 (2 TIMES, MOST RECENT — 5/4/02 AT COLORADO [2-8 L])

### POINTS

**MOST POINTS, GAME** — 16, 5/1/02 AT COLORADO (6-3 W)  
**MOST POINTS AGAINST, GAME** — 23 (2 TIMES, MOST RECENT — 5/11/95 VS. CALGARY [2-9 L])  
**MOST POINTS, GAME BY BOTH TEAMS** — 30 (2 TIMES, MOST RECENT — 5/4/02 AT COLORADO [2-8 L], COL 24, S.J. 6)  
**FEWEST POINTS, GAME** — 0 (13 TIMES, MOST RECENT—4/23/09 AT ANAHEIM [0-4 L])

**FEWEST POINTS AGAINST, GAME** — 0 (8 TIMES, MOST RECENT— 4/10/08 VS. CALGARY (2-0 W))  
**FEWEST POINTS, GAME BY BOTH TEAMS** — 2, (2 TIMES, MOST RECENT — 4/28/04 AT COLORADO [0-1 L OT]); COL 2, S.J. 0

### SHOTS

**MOST SHOTS, GAME AT HOME** — 52, 5/09/04 VS. CALGARY (3-4 L OT)  
**MOST SHOTS, GAME ON ROAD** — 62, 5/4/08 AT DALLAS (1-2 L 4OT)  
**MOST SHOTS FACED, GAME AT HOME** — 49, 5/2/07 VS. DETROIT (2-3 L OT)  
**MOST SHOTS FACED, GAME ON ROAD** — 60, 5/19/95 AT CALGARY (5-4 W 2OT)  
**MOST SHOTS, GAME BY BOTH TEAMS AT HOME** — 89, 5/09/04 VS. CALGARY (3-4 L OT); S.J. 52, CGY 37  
**MOST SHOTS, GAME BY BOTH TEAMS ON ROAD** — 117, 5/4/08 AT DALLAS (1-2 L 4OT); SJ 62, DAL 55  
**FEWEST SHOTS, GAME AT HOME** — 12, 5/25/95 VS. DETROIT (2-6 L)  
**FEWEST SHOTS, GAME ON ROAD** — 15, 5/21/95 AT DETROIT (0-6 L)  
**FEWEST SHOTS FACED, GAME AT HOME** — 14, 4/26/98 VS. DALLAS (4-1 W)  
**FEWEST SHOTS FACED, GAME ON ROAD** — 10, 4/15/08 AT CALGARY (3-2 W)  
**FEWEST SHOTS, GAME BY BOTH TEAMS AT HOME** — 38, 5/11/04 VS. CALGARY (1-4 L); S.J. 18, CGY 20  
**FEWEST SHOTS, GAME BY BOTH TEAMS ON ROAD** — 37, 4/30/00 AT DALLAS (0-1 L); DAL 19, S.J. 18



Patrick Marleau shares the Sharks record for most goals in a playoff game with three.

# SHARKS ALL-TIME PLAYOFF RECORDS



**MOST SHOTS, PERIOD AT HOME** — 27, 4/10/08 VS. CALGARY (2-0 W) 2ND PERIOD

**MOST SHOTS, PERIOD ON ROAD** — 20 (4/21/09 AT ANAHEIM [4-3 W], 1ST PERIOD)

**MOST SHOTS, OT AT HOME** — 7, 4/25/09 VS. ANAHEIM (3-2 W OT, 6:02)

**MOST SHOTS, OT ON ROAD** — 31, 5/4/08 AT DALLAS (1-2 L 4OT, 69:03)

**MOST SHOTS FACED, PERIOD AT HOME** — 18, 5/6/02 VS. COLORADO (6-4 W), 2ND PERIOD

**MOST SHOTS FACED, PERIOD ON ROAD** — 21, 5/23/95 AT DETROIT (2-6 L); 1ST PERIOD

**MOST SHOTS FACED, OT AT HOME** — 12, (2 TIMES, MOST RECENT — 5/2/07 VS. DETROIT [2-3 L OT]; 16:04)

**MOST SHOTS FACED, OT ON ROAD** — 32, 5/4/08 AT DALLAS (1-2 L [4OT]) 69:03 4 OT

**FEWEST SHOTS, PERIOD AT HOME** — 2 (2 TIMES, MOST RECENT-4/28/98 VS. DALLAS [1-0 W OT]; 3RD PERIOD)

**FEWEST SHOTS, PERIOD ON ROAD** — 2, (3 TIMES, MOST RECENT-4/11/07 AT NASHVILLE [5-4 W 2 OT]; 3RD PERIOD)

**FEWEST SHOTS FACED, PERIOD AT HOME** — 1 (2 TIMES, MOST RECENT — 4/16/01 VS. ST. LOUIS [3-6 L], 3RD PERIOD)

**FEWEST SHOTS FACED, PERIOD ON ROAD** — 2, (2 TIMES, MOST RECENT — 4/15/08 AT CALGARY (3-2 W), 1ST PERIOD)

**FEWEST SHOTS FACED, OT AT HOME** — 0, 5/02/08 VS. DALLAS (3-2 W OT)

**FEWEST SHOTS FACED, OT ON ROAD** — 1, 5/12/94 AT TORONTO (2-3 L OT)

**LARGEST MARGIN OUTSHOOTING, HOME** — 23, (2 TIMES, MOST RECENT — 4/25/09 VS. ANAHEIM [3-2 W OT])

**LARGEST MARGIN OUTSHOOTING, ROAD** — 22, 4/15/08 AT CALGARY (3-2 W)

**LARGEST MARGIN OUTSHOT, HOME** — 24, 5/25/95 VS. DETROIT (2-6 L)

**LARGEST MARGIN OUTSHOT, ROAD** — 30, 5/19/95 AT CALGARY (5-4 W 2OT)

## SPECIAL TEAMS

**MOST PPG FOR, GAME AT HOME** — 3, 4/26/98 VS. DALLAS (4-1 W)

**MOST PPG FOR, GAME ON ROAD** — 3, 4/23/06 AT NASHVILLE [3-0 W]

**MOST PPG AGAINST, GAME AT HOME** — 3, 5/14/06 VS. EDMONTON (3-6 L)

**MOST PPG AGAINST, GAME ON ROAD** — 4, (2 TIMES, MOST RECENT — 4/21/06 AT NASHVILLE [3-4 L])

**MOST PPG, GAME BY BOTH TEAMS AT HOME** — 4, (3 TIMES, MOST RECENT — 5/14/06 VS. EDMONTON [6-3 W]; EDM 3, S.J. 1)

**MOST PPG, GAME BY BOTH TEAMS ON ROAD** — 5, 4/21/06 AT NASHVILLE (3-4 L); NSH 4, S.J. 1

**MOST PP ATTEMPTS FOR, GAME AT HOME** — 14, 4/26/98 VS. DALLAS (4-1 W)

**MOST PP ATTEMPTS FOR, GAME ON ROAD** — 10 4/23/06 AT NASHVILLE (3-0 W)

**MOST PP ATTEMPTS AGAINST, GAME AT HOME** — 9, 4/23/00 VS. ST. LOUIS (2-6 L)

**MOST PP ATTEMPTS AGAINST, GAME ON ROAD** — 15, 4/24/98 AT DALLAS (2-5 L)

**MOST PP ATTEMPTS, GAME BY BOTH TEAMS AT HOME** — 20, 4/10/04 VS. ST. LOUIS (3-1 W); STL 7, SJ 13

**MOST PP ATTEMPTS, GAME BY BOTH TEAMS ON ROAD** — 19, (2 TIMES, MOST RECENT — 4/23/06 AT NASHVILLE (3-0 W); NSH 9, S.J. 10)

**MOST SHG, GAME** — 2, 4/30/99 AT COLORADO (7-3 W), VINCENT DAMPHOUSSE (2)

**MOST SHG ALLOWED, GAME** — 2 (3 TIMES, MOST RECENT — 5/5/00 VS. DALLAS (4-5 L); GUY CARBONNEAU, SERGEI ZUBOV)

**MOST SHG, PERIOD** — 2, 4/30/99 AT COLORADO (7-3 W), VINCENT DAMPHOUSSE (2), 3RD PERIOD

**MOST SHG ALLOWED, PERIOD** — 2 (2 TIMES, MOST RECENT — 5/11/95 VS. CALGARY [2-9 L]; MIKE SULLIVAN, RON STERN), 1ST PERIOD

**MOST PENALTIES FOR, GAME AT HOME** — 15, 5/6/94 VS. TORONTO (5-2 W); 57 PIM

**MOST PENALTIES FOR, GAME ON ROAD** — 21, 4/24/98 AT DALLAS (2-5 L); 72 PIM

**MOST PENALTIES AGAINST, GAME AT HOME** — 20, 4/26/98 VS. DALLAS (4-1 W); 75 PIM

**MOST PENALTIES AGAINST, GAME ON ROAD** — 14, 4/13/07 AT NASHVILLE (2-5 L); 64 PIM

**MOST PIM FOR, GAME AT HOME** — 57, 5/6/94 VS. TORONTO (5-2 W); 15 PENALTIES

**MOST PIM FOR, GAME ON ROAD** — 72, 4/24/98 AT DALLAS (2-5 L); 21 PENALTIES

**MOST PIM AGAINST, GAME AT HOME** — 75, 4/26/98 VS. DALLAS (4-1 W); 20 PENALTIES

**MOST PIM AGAINST, GAME ON ROAD** — 64, 4/13/07 AT NASHVILLE (2-5 L); 14 PENALTIES

**FEWEST PENALTIES FOR, GAME AT HOME** — 1, 4/28/98 VS. DALLAS (1-0 W OT); 2 PIM

**FEWEST PENALTIES FOR, GAME ON ROAD** — 1, 5/19/95 AT CALGARY (5-4 W 2OT); 2 PIM

**FEWEST PENALTIES AGAINST, GAME AT HOME** — 2, 4/9/08 VS. CALGARY (2-3 L); 4 PIM

**FEWEST PENALTIES AGAINST, GAME ON ROAD** — 1, 4/26/07 AT DETROIT (2-0 W); 2 PIM

**FEWEST PIM FOR, GAME AT HOME** — 2, 4/28/98 VS. DALLAS (1-0 W OT); 1 PENALTY

**FEWEST PIM FOR, GAME ON ROAD** — 2, 5/19/95 AT CALGARY (5-4 W 2OT); 1 PENALTY

**FEWEST PIM AGAINST, GAME AT HOME** — 4, 4/9/08 VS. CALGARY (2-3 L); 2 PENALTIES

**FEWEST PIM AGAINST, GAME ON ROAD** — 2, 4/26/07 AT DETROIT (2-0 W); 1 PENALTY

**MOST PENALTY MINUTES, GAME BY BOTH TEAMS, HOME** — 125, 5/6/94 VS. TORONTO (5-2 W); TOR 68, S.J. 57

**MOST PENALTY MINUTES, GAME BY BOTH TEAMS, ROAD** — 121, 4/13/07 AT NASHVILLE (2-5 L); NSH 64, S.J. 57

**FEWEST PENALTY MINUTES, GAME BY BOTH TEAMS, HOME** — 8, 4/28/98 VS. DALLAS (1-0 W OT); DAL 6, S.J. 2

**FEWEST PENALTY MINUTES, GAME BY BOTH TEAMS, ROAD** — 6, 5/19/95 AT CALGARY (5-4 W 2OT); CGY 4, S.J. 2



**FEWEST PENALTIES, GAME BY BOTH TEAMS, HOME** — 4, 4/28/98 VS. DALLAS (1-0 W OT); DAL 3, S.J. 1

**FEWEST PENALTIES, GAME BY BOTH TEAMS, ROAD** — 3, 5/19/95 AT CALGARY (5-4 W 2OT); CGY 2, S.J. 1

**MOST PENALTIES, GAME BY BOTH TEAMS, HOME** — 33, 5/6/94 VS. TORONTO (5-2 W); TOR 18, S.J. 15

**MOST PENALTIES, GAME BY BOTH TEAMS, ROAD** — 33, 4/24/98 AT DALLAS (2-5 L); DAL 12, S.J. 21

**MOST CONSECUTIVE GAMES SCORING PPG** — 5, 4/21/06 THRU 4/30/06, VS. NASHVILLE

**MOST CONSECUTIVE GAMES NOT SCORING PPG** — 6, 4/12/01 THRU 4/21/01 VS. ST. LOUIS

**MOST CONSECUTIVE GAMES ALLOWING PPG** — 8, 4/12/00 THRU 4/25/00 VS. ST. LOUIS, 4/28/00 VS. DALLAS

**MOST CONSECUTIVE GAMES NOT ALLOWING PPG** — 4, (2 TIMES, MOST RECENT — 4/24/04 THRU 5/01/04 VS. COLORADO)

**MOST CONSECUTIVE CHANCES NOT SCORING PPG** — 23, 4/12/01 (1ST PERIOD) THRU 4/21/01 (3RD PERIOD) VS. ST. LOUIS

**MOST CONSECUTIVE CHANCES NOT ALLOWING PPG** — 20, 4/22/04 (2ND PERIOD) VS. COLORADO THRU 5/04/04 AT COLORADO (2ND PERIOD)

**LONGEST SHUTOUT STREAK** - 178:14, 4/24/02 VS. COLORADO (1ST PERIOD) THRU 4/28/04 AT COLORADO (OT, 5:15)

**LONGEST CONSECUTIVE SCORELESS STREAK** — 172:59, 5/4/08 AT DALLAS (3RD PERIOD) THRU 4/19/09 VS. ANAHEIM (2ND PERIOD)

### INDIVIDUAL

**MOST POINTS, GAME** — 4 (3 TIMES, MOST RECENT—JEREMY ROENICK [2-2=4]; 4/22/08 VS. CALGARY [5-3 W])

**MOST GOALS, GAME** — 3, (3 TIMES, MOST RECENT — PATRICK MARLEAU, 4/22/04 VS. COLORADO [5-2 W])

**MOST ASSISTS, GAME** — 3 (7 TIMES, MOST RECENT — CHRISTIAN EHRRHOFF, 4/25/06 VS. NASHVILLE [4-1 W])

**MOST PPG, GAME** — 2, (2 TIMES, MOST RECENT — PATRICK MARLEAU, 4/27/06 VS. NASHVILLE [5-4 W])

**MOST SHG, GAME** — 2, VINCENT DAMPHOUSSE, 4/30/99 AT COLORADO (7-3 W)

**MOST SHOTS, GAME** — 10, OWEN NOLAN, 5/6/02 VS. COLORADO (6-4 W)

**MOST PENALTIES, GAME** — 5 (3 TIMES, MOST RECENT — RYANE CLOWE, 4/13/07 AT NASHVILLE [2-5 L]; 13 PIM)

**MOST PIM, GAME** — 24, OWEN NOLAN, 4/24/98 AT DALLAS (2-5 L); 5 PENALTIES

**BEST PLUS/MINUS, GAME** — +4 (2 TIMES, MOST RECENT — BRYAN MARCHMENT, 4/30/99 AT COLORADO [7-3 W])

**WORST PLUS/MINUS, GAME** — -6, CRAIG JANNEY, 5/11/95 VS. CALGARY (2-9 L)

**MOST CONSECUTIVE GAMES, GOAL** — 4 (2 TIMES, MOST RECENT — PATRICK MARLEAU, 4/26/02 VS. PHOENIX THRU 5/6/02 VS. COLORADO)

**MOST CONSECUTIVE GAMES, ASSIST** — 7 (2 TIMES, MOST RECENT — JOE THORNTON, 4/16/07 VS. NASHVILLE THRU 5/2/07 VS. DETROIT)

**MOST CONSECUTIVE GAMES, POINT** — 8 (2 TIMES, MOST RECENT — PATRICK MARLEAU, 4/17/02 VS. PHOENIX THRU 5/6/02 VS. COLORADO)

**FASTEST 2 GOALS, FOR** — 1:34, PATRICK MARLEAU, 4/22/04 VS. COLORADO (5-2 W)

**FASTEST 3 GOALS, FOR** — 22:21, PATRICK MARLEAU, 4/22/04 VS. COLORADO (5-2 W)

**MOST POINTS, PERIOD** — 3 (3 TIMES, MOST RECENT — JEREMY ROENICK [2-1=3], 4/22/08 VS. COLORADO [5-3 W] 2ND PERIOD)

**MOST GOALS, PERIOD** — 2 (11 TIMES, MOST RECENT — JEREMY ROENICK, 4/22/08 VS. CALGARY [5-3 W] 2ND PERIOD)

**MOST ASSISTS, PERIOD** — 3, MIKE RICCI, 4/28/99 AT COLORADO (4-2 W) 3RD PERIOD

**MOST PPG, PERIOD** — 1 (NUMEROUS TIMES, MOST RECENT— MILAN MICHALEK, 4/27/09 AT ANAHEIM [1-4 L]); 1ST PERIOD

**MOST SHG, PERIOD** — 2, VINCENT DAMPHOUSSE, 4/30/99 AT COLORADO (7-3 W) 3RD PERIOD

**MOST SHOTS, PERIOD** — 6, 4/11/07 AT NASHVILLE (5-4 W 2OT), 1ST PERIOD

**MOST PENALTIES, PERIOD** — 3, (4 TIMES, MOST RECENT — RYANE CLOWE [9 PIM], 4/13/07 AT NASHVILLE [2-5 L]) 3RD PERIOD

**MOST PIM, PERIOD** — 20, OWEN NOLAN (20 PIM) 4/24/98 AT DALLAS (2-5 L), 3RD PERIOD

**FASTEST 2 GOALS, AGAINST** — 2:06, THEO FLEURY, 5/13/95 VS. CALGARY (4-6 L)

**FASTEST 3 GOALS, AGAINST** — 14:17, THEO FLEURY, 5/13/95 VS. CALGARY (4-6 L)

**FASTEST 4 GOALS, AGAINST** — 50:50, THEO FLEURY, 5/13/95 VS. CALGARY (4-6 L)

**MOST POINTS BY OPPONENT, GAME** — 5 (2 TIMES, MOST RECENT — THEOREN FLEURY [4-1=5], 5/13/95 VS. CALGARY [4-6])

**MOST GOALS BY OPPONENT, GAME** — 4, THEOREN FLEURY, 5/13/95 VS. CALGARY (4-6 L)

**MOST ASSISTS BY OPPONENT, GAME** — 4 (3 TIMES, MOST RECENT — PAUL KARIYA, 4/21/06 VS. NASHVILLE [3-4 L])

**MOST PPG BY OPPONENT, GAME** — 2 (2 TIMES, MOST RECENT — PAT VERBEEK, 4/24/98 AT DALLAS [2-5 L])

**MOST SHG BY OPPONENT, GAME** — 1 (NUMEROUS TIMES, MOST RECENT — DAN CLEARY, 4/28/07 AT DETROIT [2-3 L])

**MOST SHOTS BY OPPONENT, GAME** — 9, 3 TIMES, MOST RECENT --- MIKE RIBIERO AND BRAD RICHARDS, 5/4/08 AT DALLAS (1-2 L 4OT)

**MOST PENALTIES BY OPPONENT, GAME** — 6, (2 TIMES, MOST RECENT — CHRIS SIMON, 5/13/04 AT CALGARY [3-0 W]; 23 MINUTES)

**MOST PIM BY OPPONENT, GAME** — 23, CHRIS SIMON, (6 PENALTIES) 5/13/04 AT CALGARY (3-0 W)

**BEST PLUS/MINUS BY OPPONENT, GAME** — +6, THEOREN FLEURY, 5/11/95 VS. CALGARY (2-9 L)



Jeremy Roenick tied a Sharks record by scoring two goals in the second period of a 2008 Western Conference Quarterfinals game against Calgary.

**WORST PLUS/MINUS BY OPPONENT, GAME** — -4 (2 TIMES, MOST RECENT — JAMES PATRICK, 5/7/95 AT CALGARY (5-4 W))

**MOST POINTS BY OPPONENT, PERIOD** — 4, BRAD RICHARDS (1-3=4), 4/27/08 VS. DALLAS (2-5 L), 3RD PERIOD

**MOST GOALS BY OPPONENT, PERIOD** — 2 (14 TIMES, MOST RECENT — BOBBY RYAN, 4/23/09 AT ANAHEIM [0-4 L]), 2ND PERIOD

**MOST ASSISTS BY OPPONENT, PERIOD** — 3 (3 TIMES, MOST RECENT — BRAD RICHARDS [1-3=4], 4/27/08 VS. DALLAS [2-5 L], 3RD PERIOD

**MOST PPG BY OPPONENT, PERIOD** — 1 (NUMEROUS TIMES, MOST RECENT — TEMMU SELANNE, 4/27/09 AT ANAHEIM [1-4L]), 2ND PERIOD

**MOST SHG BY OPPONENT, PERIOD** — 1 (NUMEROUS TIMES, MOST RECENT — DAN CLEARY, 4/28/07 AT DETROIT [2-3 L])

**MOST SHOTS BY OPPONENT, PERIOD** — 6 (2 TIMES, MOST RECENT — DINO CICCARELLI, 5/23/95 AT DETROIT [2-6 L]; 1ST PERIOD)

**MOST PENALTIES BY OPPONENT, PERIOD** — 4, (4 TIMES, MOST RECENT — CHRIS SIMON, 5/13/04 AT CALGARY [3-0 W]; 23 MINUTES) 3RD PERIOD

**MOST PIM BY OPPONENT, PERIOD** — 22, JAROME IGINLA (3 PENALTIES), 5/13/04 AT CALGARY (3-0 W); 3RD PERIOD

#### GOALTENDERS

**MOST MINUTES, GAME** — 129:03, EVGENI NABOKOV, 5/4/08 AT DALLAS (1-2 L 4 OT)

**FEWEST GOALS ALLOWED, GAME** — 0 (8 TIMES, MOST RECENT — EVGENI NABOKOV, 4/10/08 VS. CALGARY [2-0 W])

**MOST GOALS ALLOWED, GAME** — 8 (2 TIMES, MOST RECENT — EVGENI NABOKOV, 5/4/02 AT COLORADO [2-8 L])

**MOST SHOTS FACED, GAME** — 60, WADE FLAHERTY, 5/19/95 AT CALGARY (5-4 W 2OT)

**MOST SHOTS FACED, PERIOD** — 21, ARTURS IRBE, 5/23/95 AT DETROIT (2-6 L) 1ST PERIOD

**FEWEST SHOTS FACED, GAME** — 10, EVGENI NABOKOV, 4/15/08 AT CALGARY (3-2 W)

**FEWEST SHOTS FACED, PERIOD (MIN. 18 MINUTES)** — 0, MIKKA KIPRUSOFF, 4/16/01 VS. ST. LOUIS (3-6 L)

**MOST SAVES, GAME** — 56, WADE FLAHERTY, 5/19/95 AT CALGARY (5-4 W 2OT)

**MOST SAVES, PERIOD** — 18, (2 TIMES, MOST RECENT — EVGENI NABOKOV, 5/4/08 AT DALLAS [1-2 L 4OT]; 4TH PERIOD

**MOST PENALTIES, GAME** — 1 (4 TIMES, MOST RECENT — EVGENI NABOKOV, 5/16/04 AT CALGARY [4-1 W]; 2 PIM)

**MOST PIM, GAME** — 10, ARTURS IRBE, 5/15/95 AT CALGARY (0-5 L), 1 PENALTY

**MOST POINTS, GAME** — 1 (2 TIMES, MOST RECENT — EVGENI NABOKOV [0-1=2], 5/1/02 AT COLORADO [6-3 W])

**LONGEST SHUTOUT STREAK** — EVGENI NABOKOV, 178:14, 4/24/02 VS. COLORADO (1ST PERIOD) THRU 4/28/04 AT COLORADO (OT, 5:15)

**MOST MINUTES, GAME BY OPPONENT** — 129:03, MARTY TURCO, 5/4/08 AT DALLAS (1-2 L 4 OT)

**FEWEST GOALS ALLOWED, GAME BY OPPONENT** — 0 (13 TIMES, MOST RECENT — JONAS HILLER, 4/23/09 AT ANAHEIM [0-4 L])



## SHARKS ALL-TIME PLAYOFF RECORDS

### **MOST GOALS ALLOWED, GAME BY OPPONENT**

— 6, PATRICK ROY, 4/30/99 AT COLORADO (7-3 W)

### **MOST SHOTS FACED, GAME BY OPPONENT** — 62,

MARTY TURCO, 5/04/08 AT DALLAS (1-2 L 4 OT)

### **MOST SHOTS FACED, PERIOD BY OPPONENT**

— 27, MIIKKA KIPRUSOFF, 4/10/08 VS. CALGARY (2-0 W), 2ND PERIOD

### **FEWEST SHOTS FACED, GAME BY OPPONENT**

— 12, MIKE VERNON, 5/25/95 VS. DETROIT (1-6 L)

### **FEWEST SHOTS FACED, PERIOD BY OPPONENT**

(MIN. 18 MINUTES) — 2 (6 TIMES, MOST RECENT

— TOMAS VOKOUN, 4/11/07 AT NASHVILLE [5-4 W 2OT])

### **MOST SAVES, GAME BY OPPONENT** — 61, MARTY

TURCO, 5/04/08 AT DALLAS (1-2 L 4 OT)

### **MOST SAVES, PERIOD BY OPPONENT** — 25,

MIIKKA KIPRUSOFF, 4/10/08 VS. CALGARY (2-0 W), 2ND PERIOD

### **MOST PENALTIES, GAME BY OPPONENT** — 2, (2

TIMES, MOST RECENT — ED BELFOUR, 5/5/00 VS. DALLAS (4-5 L), 4 PIM

### **MOST PIM, GAME BY OPPONENT** — 12, ED

BELFOUR, 4/26/98 VS. DALLAS (4-1 W), 2

### **PENALTIES**

### **MOST POINTS, GAME BY OPPONENT** — 1 (4

TIMES, MOST RECENT — CHRIS OSGOOD (0-1=1), 4/12/04 AT ST. LOUIS [1-4 L])



*Andrei Zyuzin (No. 20) scored the winning goal in overtime of Game Four of the 1998 Western Conference Quarterfinals.*







Gary Bettman



William Daly

NATIONAL HOCKEY LEAGUE

New York

1185 Avenue of the Americas  
New York, N.Y. 10036

212-789-2000

Fax: 212-789-2020

Communications Fax: 212-789-2080

Montréal

1800 McGill College Avenue, Suite 2600  
Montréal, Québec H3A 3J6

514-841-9220

Fax: 514-841-1070

Toronto

50 Bay Street, 11th Floor  
Toronto, Ontario M5J 2X8

416-359-7900

Communications Fax: 416-981-2769

EXECUTIVE

- Commissioner . . . . . Gary B. Bettman
- Deputy Commissioner . . . . . William Daly
- Chief Operating Officer . . . . . John Collins
- Senior Executive Vice President of  
Hockey Operations . . . . . Colin Campbell

COMMUNICATIONS

- Senior Vice President,  
Public Relations and Media (Toronto) . . . . . Gary Meagher
- Senior Vice President,  
Corporate Communications . . . . . Bernadette Mansur
- Group Vice President, Media Relations . . . . . Frank Brown
- Vice President, Public Relations &  
Player Development . . . . . Jamey Horan
- Statistician and Information Officer  
(Toronto) . . . . . Benny Ercolani
- Senior Director, News Services . . . . . Greg Inglis
- Director, Media Relations . . . . . John Dellapina
- Director, Public Relations (Toronto) . . . . . Julie Young



NHL Commissioner Gary Bettman presents New Jersey goaltender Martin Brodeur with a plaque commemorating his 552nd win — the most by any NHL goaltender — which happened on March 17, 2009.



## REFEREES

| NAME                  | NO |
|-----------------------|----|
| Auger, Stephane       | 15 |
| Banfield, David*      | 44 |
| Charron, Frances*     | 46 |
| Ciamaga, Chris*       | 41 |
| Devorski, Paul        | 10 |
| Dwyer, Gord           | 19 |
| Fraser, Kerry         | 2  |
| Furlatt, Eric         | 27 |
| Hasenfratz, Mike      | 30 |
| Hebert, Ghislain*     | 49 |
| Jackson, Dave         | 8  |
| Joannette, Marc       | 25 |
| Kimmerly, Greg        | 18 |
| Kowal, Tom            | 32 |
| Kozari, Steve         | 40 |
| LaRue, Dennis         | 14 |
| L'Ecuyer, Frederick*  | 48 |
| Lee, Chris            | 28 |
| Leggo, Mike           | 3  |
| Marouelli, Dan        | 6  |
| Martell, Rob          | 26 |
| McCauley, Wes         | 4  |
| McCreary, Bill        | 7  |
| Meier, Brad           | 34 |
| Morton, Dean          | 36 |
| O'Halloran, Dan       | 13 |
| O'Rourke, Dan         | 42 |
| Peel, Tim             | 20 |
| Pochmara, Brian       | 43 |
| Pollock, Kevin        | 33 |
| Rehman, Kyle*         | 37 |
| Rooney, Chris         | 5  |
| St-Laurent, Francois* | 38 |
| St. Pierre, Justin    | 45 |
| Sutherland, Kelly     | 11 |
| Van Massenhoven, Don  | 21 |
| Walkom, Stephen       | 24 |
| Walsh, Ian            | 29 |
| Watson, Brad          | 23 |

\* — Minor League Referee



## LINESMEN

| NAME             | NO | NAME              | NO |
|------------------|----|-------------------|----|
| Amell, Derek     | 75 | McElman, Andy     | 90 |
| Barton, Steve    | 59 | Miller, Steve     | 89 |
| Brisebois, David | 96 | Morin, Jean       | 97 |
| Cameron, Lonnie  | 74 | Murphy, Brian     | 93 |
| Champoux, Pierre | 67 | Murray, Jonny     | 95 |
| Cherrey, Scott   | 50 | Nansen, Derek     | 70 |
| Cormier, Michel  | 76 | Nelson, Thor      | 80 |
| Cvik, Mike       | 88 | Nowak, Tim        | 77 |
| Devorski, Greg   | 54 | Pare, Mark        | 79 |
| Driscoll, Scott  | 68 | Racicot, Pierre   | 65 |
| Galloway, Ryan   | 82 | Rody, Vaughan     | 73 |
| Gibbs, Darren    | 66 | Schachte, Dan     | 52 |
| Henderson, Don   | 91 | Seitz, Lyle       | 61 |
| Heyer, Shane     | 55 | Sericolo, Anthony | 84 |
| Kovachik, Brad   | 71 | Sharrers, Jay     | 57 |
| Lazarowich, Brad | 86 | Shewchuk, Mark    | 92 |
| Mach, Brian      | 78 | Wheler, Mark      | 56 |



## NHL TROPHIES

**HART MEMORIAL TROPHY** — An annual award to “the player adjudged to be the most valuable to his team.” Winner selected in a poll by the Professional Hockey Writers' Association in all NHL cities at the end of the regular season schedule. **2009 Winner: Alex Ovechkin, Washington Capitals**

**ART ROSS TROPHY** — An annual award to “the player who leads the League in scoring points at the end of the regular season.” **2009 Winner: Evgeni Malkin, Pittsburgh Penguins**

**MAURICE “ROCKET” RICHARD TROPHY** — The Maurice “Rocket” Richard Trophy, a gift to the National Hockey League from the Montreal Canadiens, is presented to the player finishing the regular season as the League's goal-scoring leader. During his 18-year career with the Canadiens from 1942-43 through 1959-60, Richard was the first player in NHL history to score 50 goals in a season and 500 for his career. He was the League's top goal-scorer five times, played on eight Stanley Cup Champions and was inducted into the Hockey Hall of Fame in 1961. **2009 Winner: Alex Ovechkin, Washington Capitals**

**CALDER MEMORIAL TROPHY** — An annual award to “the player selected as the most proficient in his first year of competition in the National Hockey League.” Winner selected in a poll by the Professional Hockey Writers' Association at the end of the regular season schedule. To be eligible for this award, a player cannot have competed in more than 25 games in any single preceding season nor in six or more games in each of any two preceding seasons in any major professional league. Beginning in 1990-91, to be eligible for this award, a player must not have attained his 26th birthday by September 15 of the season in which he is eligible. **2009 Winner: Steve Mason, Columbus Blue Jackets**

**JAMES NORRIS MEMORIAL TROPHY** — An annual award to “the defense player who demonstrates throughout the season the greatest all-round ability in the position.” Winner selected by a poll of the Professional Hockey Writers' Association at the end of the regular schedule. **2009 Winner: Zdeno Chara, Boston Bruins**

**VEZINA TROPHY** — An annual award to “the goalkeeper adjudged to be the best at his position” as voted by the general managers of each NHL club. Until the 1981-82 season, the goalkeeper(s) of the team allowing the fewest number of goals during the regular season were awarded the Vezina Trophy. **2009 Winner: Tim Thomas, Boston Bruins**

**LADY BYNG MEMORIAL TROPHY** — An annual award to “the player adjudged to have exhibited the best type of sportsmanship and gentlemanly conduct combined with a high standard of playing ability.” Winner selected in poll by the Professional Hockey Writers' Association at the end of the regular schedule. **2009 Winner: Pavel Datsyuk, Detroit Red Wings**

**FRANK J. SELKE TROPHY** — An annual award to “the forward who best excels in the defensive aspects of the game.” Winner selected in a poll by the Professional Hockey Writers' Association at the end of the regular schedule. **2009 Winner: Pavel Datsyuk, Detroit Red Wings**

**CONN SMYTHE TROPHY** — An annual award to “the most valuable player for his team in the playoffs.” Winner selected by the Professional Hockey Writers' Association at the conclusion of the final game in the Stanley Cup Finals. **2009 Winner: Evgeni Malkin, Pittsburgh Penguins**

**WILLIAM M. JENNINGS TROPHY** — Since the 1981-82 season, an annual award to “the goalkeeper(s) having played a minimum of 25 games for the team with the fewest goals scored against it.” **2009 Winners: Tim Thomas and Manny Fernandez, Boston Bruins**

**JACK ADAMS AWARD** — An annual award presented by the National Hockey League Broadcasters' Association to “the NHL coach adjudged to have contributed the most to his team's success.” Poll taken at the conclusion of the regular season. **2009 Winner: Claude Julien, Boston Bruins**

**BILL MASTERTON MEMORIAL TROPHY** — An annual award under the trusteeship of the Professional Hockey Writers' Association to “the NHL player who best exemplifies the qualities of perseverance, sportsmanship and



*Washington Capitals left wing Alex Ovechkin received three trophies at the 2009 National Hockey League Awards Show: the Lester B. Pearson Award, the Hart Memorial Trophy and the Maurice "Rocket" Richard Trophy.*

dedication to hockey." The winner is chosen by a poll among the PWHA at the conclusion of the regular season. **2009 Winner: Steve Sullivan, Nashville Predators**

**LESTER PATRICK TROPHY** — An annual award "for outstanding service to hockey in the United States." Eligible recipients are players, officials, coaches, executives and referees. Winner selected by an award committee consisting of the Commissioner of the NHL, an NHL Governor, a representative of the N.Y. Rangers, a member of the Hockey Hall of Fame Builder's section, a member of the Hockey Hall of Fame Player's section, a member of the U.S. Hockey Hall of Fame, a member of the NHL Broadcasters' Association and a member of the Professional Hockey Writers' Association. Each except the League Commissioner is rotated annually. **2009 Winners: Bob Naegele Jr., Brian Burke, Phil Housley and Ted Lindsay**

**KING CLANCY MEMORIAL AWARD** — An annual award to "the player who best exemplifies leadership qualities on-and-off the ice and has made a noteworthy humanitarian contribution in his community." **2009 Winner: Ethan Moreau, Edmonton Oilers**

**LESTER B. PEARSON AWARD** — An annual award presented to the NHL's outstanding player as selected by the members of the National Hockey League Players' Association. **2009 Winner: Alex Ovechkin, Washington Capitals**

**PRESIDENTS' TROPHY** — An annual award presented to the club finishing the regular season with the best overall record. **2009 Winner: San Jose Sharks**



## HONDA CENTER

2695 E. Katella Ave.  
Anaheim, Calif. 92806

Phone: 714-940-2900 • Fax: 714-940-2953

G.M.: Bob Murray

Coach: Randy Carlyle

P.R.: Alex Gilchrist, Steve Hoem, Lauren O'Gorman


Press Box: 714-704-2623

## PRACTICE FACILITY

Anaheim ICE  
300 West Lincoln Ave.  
Anaheim, Calif. 92805  
Phone: 714-535-7465

## AHL AFFILIATE

TBD



Bobby Ryan

## ALL-TIME RECORD

| VS. ANAHEIM        | W  | L  | T | OL |
|--------------------|----|----|---|----|
| SJ ALL-TIME Record | 45 | 35 | 4 | 6  |
| SJ HOME            | 20 | 21 | 2 | 2  |
| SJ ROAD            | 25 | 14 | 2 | 4  |

## 2008-09 RESULTS

| DATE          | SITE | W        | L        | OT       | SJ        | OPP       |
|---------------|------|----------|----------|----------|-----------|-----------|
| 10/9/2008     | H    | 1        | 0        | 0        | 4         | 1         |
| 10/17/2008    | A    | 0        | 1        | 0        | 0         | 4         |
| 12/11/2008    | H    | 1        | 0        | 0        | 2         | 0         |
| 3/15/2009     | A    | 1        | 0        | 0        | 1         | 0         |
| 4/4/2009      | H    | 0        | 1        | 0        | 2         | 5         |
| 4/5/2009      | A    | 1        | 0        | 0        | 3         | 2         |
| <b>TOTALS</b> |      | <b>4</b> | <b>2</b> | <b>0</b> | <b>12</b> | <b>12</b> |

## NOTES

- On March 29, 2000, in his first game against his former team, Teemu Selanne scored a hat trick in a 7-4 Sharks victory over Anaheim. Paul Kariya also posted a hat trick, only the third time in Sharks history that an opponent matched a Shark for goals in a game.
- On April 15, 2006 at HP Pavilion at San Jose, Jonathan Cheechoo recorded his fifth hat trick of 2005-06, his third against Anaheim, in San Jose's 6-3 win.
- On March 28, 2008, San Jose clinched its third Pacific Division Championship with a 3-1 victory at Anaheim. Joe Pavelski assisted on all three goals.
- Jeremy Roenick scored his 513th NHL goal at Anaheim on April 5, 2009.

**Last Sharks Win** — April 5, 2009 (Sharks 3 @ Anaheim 2)

**Last Anaheim Win** — April 4, 2009 (Anaheim 5 @ Sharks 2)

**Last Sharks Shutout** — March 15, 2009 (Sharks 1 @ Anaheim 0) (Evgeni Nabokov)

**Last Anaheim Shutout** — Oct. 17, 2008 (Sharks 0 @ Anaheim 4) (J.S. Giguere)

**Last Sharks Win At Home** — Dec. 11, 2008 (Anaheim 0 @ Sharks 2)

**Last Anaheim Win At Home** — Oct. 17, 2008 (Sharks 0 @ Anaheim 4)

**Last Sharks Win At Anaheim** — April 5, 2009 (Sharks 3 @ Anaheim 2)

**Last Anaheim Win At Sharks** — April 4, 2009 (Anaheim 5 @ Sharks 2)

**Last Sharks Overtime Win At Home** — Nov. 30, 2000 (Anaheim 2 @ Sharks 3 OT)

**Last Anaheim Overtime Win At Home** — Jan. 13, 2008 (Sharks 3 @ Anaheim 4 OT)

**Last Sharks Overtime Win At Anaheim** — Nov. 4, 2005 (Sharks 1 @ Anaheim 0 OT)

**Last Anaheim Overtime Win At Sharks** — March 22, 2003 (Anaheim 3 @ Sharks 2 OT)

**Last Sharks Shootout Win** — Dec. 16, 2007 (Sharks 2 @ Anaheim 1 SO)

**Last Sharks Shootout Loss** — Nov. 17, 2007 (Anaheim 3 @ Sharks 2 SO)

**Most Goals By Sharks** — 7, 2 times, MR, March 29, 2001 (Anaheim 4 @ Sharks 7)

**Most Goals By Anaheim** — 7, MR, Feb. 6, 2007 (Anaheim 7 @ Sharks 4)

**Most Goals By Both Teams** — 11, MR, Feb. 6, 2007 (Anaheim 7 @ Sharks 4)

**Last Sharks Hat Trick** — Jonathan Cheechoo, April 15, 2006 (Anaheim 3 @ Sharks 6)

**Last Anaheim Hat Trick** — Paul Kariya, March 29, 2001 (Anaheim 4 @ Sharks 7)

**Last Sharks Penalty Shot** — Milan Michalek (Unsuccessful — Jean-Sebastien Giguere), Dec. 16, 2007 (Sharks 2 @ Anaheim 1 SO)

**Last Anaheim Penalty Shot** — Todd Bertuzzi (Unsuccessful — Evgeni Nabokov), Dec. 22, 2007 (Anaheim 5 @ Sharks 2)

## 2008-09 DUCKS LEADERS

|                       |  |
|-----------------------|--|
| <b>Goals</b>          | Corey Perry, 32  |
| <b>Assists</b>        | Ryan Getzlaf, 66   |
| <b>Points</b>         | Ryan Getzlaf, 91   |
| <b>Shots</b>          | Corey Perry, 283   |
| <b>GAA</b>            | Jonas Hiller, 2.39   |
| <b>Wins</b>           | Jonas Hiller, 23   |
| <b>Losses</b>         | Jonas Hiller, 15   |
| <b>Shutouts</b>       | Jonas Hiller, 4  |
| <b>Save %</b>         | Jonas Hiller, .919   |
| <b>2008-09 Record</b> | 42-33-7, 91 pts.<br>2nd/Pacific Division<br>8th/Western Conference |

## 2009 PLAYOFFS

**Western Conference Quarterfinals:** Defeated San Jose, 4-2

**Western Conference Semifinals:** Lost to Detroit, 4-3

**PHILIPS ARENA**

One Philips Drive  
Atlanta, Ga. 30303

**Phone:** 404-878-3800 • **Fax:** 404-878-3712

**G.M.:** Don Waddell

**Coach:** John Anderson

**P.R.:** Rob Koch, Brian Potter, Rob Tillotson

**Press Box:** 404-878-3478/3479

**PRACTICE FACILITY**

Duluth Ice Forum  
2300 Satellite Blvd.  
Suite 200

Duluth, Ga. 30097

**Phone:** 404-878-3200

**Fax:** 404-878-3201

**AHL AFFILIATE**

Chicago Wolves



*Bryan Little*

**ALL-TIME RECORD**

| VS. ATLANTA        | W | L | T | OL |
|--------------------|---|---|---|----|
| SJ ALL-TIME Record | 8 | 0 | 2 | 1  |
| SJ HOME            | 5 | 0 | 1 | 0  |
| SJ ROAD            | 3 | 0 | 1 | 1  |

**2008-09 RESULTS**

| DATE          | SITE | W        | L        | OT       | SJ       | OPP      |
|---------------|------|----------|----------|----------|----------|----------|
| 2/21/2009     | H    | 1        | 0        | 0        | 3        | 1        |
| <b>TOTALS</b> |      | <b>1</b> | <b>0</b> | <b>0</b> | <b>3</b> | <b>1</b> |

**NOTES**

- On Jan. 10, 2004, the Sharks set a franchise record for most consecutive games recording a point at home (13, 8-0-3-2) in a 5-2 win over the Thrashers.
- On that same date, Patrick Marleau reached and surpassed the 300-point plateau with a goal (300) and assist (301).
- On Dec. 6, 2005, Marleau tied a franchise record for most points (1-8-9) in a three-game span set in Dec. 1992 by Kelly Kisio with three assists.
- Jeremy Roenick recorded his 700th assist in San Jose against the Thrashers on Feb. 21, 2009.

**Last Sharks Win** — Feb. 21, 2009 (Atlanta 1 @ Sharks 3)

**Last Atlanta Win** — Nov. 13, 2002 (Sharks 2 @ Atlanta 3 OT)

**Last Sharks Shutout** — Feb. 11, 2000 (Sharks 3 @ Atlanta 0) (Steve Shields)

**Last Atlanta Shutout** — None

**Last Sharks Win At Home** — Feb. 21, 2009 (Atlanta 1 @ Sharks 3)

**Last Atlanta Win At Home** — Nov. 13, 2002 (Sharks 2 @ Atlanta 3 OT)

**Last Sharks Win At Atlanta** — March 22, 2007 (Sharks 5 @ Atlanta 1)

**Last Atlanta Win At Sharks** — None

**Last Sharks Overtime Win At Home** — None

**Last Atlanta Overtime Win At Home** — Nov. 13, 2002 (Sharks 2 @ Atlanta 3 OT)

**Last Sharks Overtime Win At Atlanta** — None

**Last Atlanta Overtime Win At Sharks** — None

**Last Sharks Shootout Win** — None

**Last Sharks Shootout Loss** — None

**Most Goals By Sharks** — 5, 4 times, MR, March 22, 2007 (Sharks 5 @ Atlanta 1)

**Most Goals By Atlanta** — 3, 2 times, MR, Dec. 6, 2005 (Atlanta 3 @ Sharks 5)

**Most Goals By Both Teams** — 8, Dec. 6, 2005 (Atlanta 3 @ Sharks 5)

**Last Sharks Hat Trick** — Jonathan Cheechoo, March 22, 2007 (Sharks 5 @ Atlanta 1)

**Last Atlanta Hat Trick** — None

**Last Sharks Penalty Shot** — None

**Last Atlanta Penalty Shot** — None

**2008-09 THRASHERS LEADERS**

|                       |   |
|-----------------------|---|
| <b>Goals</b>          | Ilya Kovalchuk, 43  |
| <b>Assists</b>        | Todd White, 51  |
| <b>Points</b>         | Ilya Kovalchuk, 91  |
| <b>Shots</b>          | Ilya Kovalchuk, 275   |
| <b>GAA</b>            | Kari Lehtonen, 3.06   |
| <b>Wins</b>           | Kari Lehtonen, 19   |
| <b>Losses</b>         | Kari Lehtonen, 22   |
| <b>Shutouts</b>       | Kari Lehtonen, 3  |
| <b>Save %</b>         | Kari Lehtonen, .911   |
| <b>2008-09 Record</b> | 35-41-6, 76 pts.<br>4th/Southeast Division<br>13th/Eastern Conference |

**2009 PLAYOFFS**

Did not qualify



## TD BANKNORTH GARDEN

100 Legends Way  
 Boston, Mass. 02114  
**Phone:** 617-624-2327 • **Fax:** 617-523-7184  
**G.M.:** Peter Chiarelli  
**Coach:** Claude Julien  
**P.R.:** Matthew Chmura, Eric Tosi  
**Press Box:** 617-624-2900

## PRACTICE FACILITY

Ristuccia Memorial Arena  
 190 Main St.  
 Wilmington, Mass. 01887

## AHL AFFILIATE

Providence Bruins



David Krejci

## ALL-TIME RECORD

| VS. BOSTON         | W | L  | T | OL |
|--------------------|---|----|---|----|
| SJ ALL-TIME Record | 6 | 13 | 5 | 0  |
| SJ HOME            | 4 | 6  | 2 | 0  |
| SJ ROAD            | 2 | 7  | 3 | 0  |

## 2008-09 RESULTS

| DATE          | SITE | W        | L        | OT       | SJ       | OPP      |
|---------------|------|----------|----------|----------|----------|----------|
| 2/10/2009     | A    | 1        | 0        | 0        | 5        | 2        |
| <b>TOTALS</b> |      | <b>1</b> | <b>0</b> | <b>0</b> | <b>5</b> | <b>2</b> |

## NOTES

- The Sharks are 5-3-1-0 in their last nine games vs. Boston.
- On Nov. 6, 2003, Vesa Toskala set career marks in shots faced (52) and saves (47) in a 5-5 tie.
- On Jan. 10, 2006, the Sharks defeated the Bruins in Boston for the first time in franchise history, which was Joe Thornton's first game against his former team following the Nov. 30, 2005 trade to San Jose. Thornton was ejected at 5:13 of the first period for cross-checking Hal Gill.
- Joe Thornton scored his first goal against Boston on Feb. 10, 2009, his second match against them since being traded from the Bruins in 2005.

- Last Sharks Win** — Feb. 10, 2009 (Sharks 5 @ Boston 2)
- Last Boston Win** — Oct. 13, 2007 (Boston 2 @ Sharks 1)
- Last Sharks Shutout** — None
- Last Boston Shutout** — Oct. 18, 1998 (Sharks 0 @ Boston 3) (Rob Tallas)
- Last Sharks Win At Home** — March 21, 2003 (Boston 2 @ Sharks 3)
- Last Boston Win At Home** — Dec. 23, 2002 (Sharks 2 @ Boston 5)
- Last Sharks Win At Boston** — Feb. 10, 2009 (Sharks 5 @ Boston 2)
- Last Boston Win At Sharks** — Oct. 13, 2007 (Boston 2 @ Sharks 1)
- Last Sharks Overtime Win At Home** — None
- Last Boston Overtime Win At Home** — None
- Last Sharks Overtime Win At Boston** — None
- Last Boston Overtime Win At Sharks** — None
- Last Sharks Shootout Win** — None
- Last Sharks Shootout Loss** — None
- Most Goals By Sharks** — 6, 3 times, MR, Jan. 10, 2006 (Sharks 6 @ Boston 2)
- Most Goals By Boston** — 8, Oct. 15, 1992 (Boston 8 @ Sharks 2)
- Most Goals By Both Teams** — 13, March 23, 1992 (Sharks 6 @ Boston 7)
- Last Sharks Hat Trick** — None
- Last Boston Hat Trick** — None
- Last Sharks Penalty Shot** — Patrick Marleau (Unsuccessful — Steve Shields), March 21, 2003 (Boston 2 @ Sharks 3)
- Last Boston Penalty Shot** — Rick Tocchet (Unsuccessful — Geoff Sarjeant), March 18, 1996 (Sharks 3 @ Boston 3)

## 2008-09 BRUINS LEADERS

|                       |  |
|-----------------------|--|
| <b>Goals</b>          | Phil Kessel, 36  |
| <b>Assists</b>        | Marc Savard, 63  |
| <b>Points</b>         | Marc Savard, 88  |
| <b>Shots</b>          | Phil Kessel, 232   |
| <b>GAA</b>            | Tim Thomas, 2.10   |
| <b>Wins</b>           | Tim Thomas, 36   |
| <b>Losses</b>         | Manny Fernandez, 8   |
| <b>Shutouts</b>       | Tim Thomas, 5  |
| <b>Save %</b>         | Tim Thomas, .933   |
| <b>2008-09 Record</b> | 53-19-10, 116 pts.<br>1st/Northeast Division<br>1st/Eastern Conference |

## 2009 PLAYOFFS

**Eastern Conference Quarterfinals:** Defeated Montreal, 4-0  
**Eastern Conference Semifinals:** Lost to Carolina, 4-3





## HSBC ARENA

One Seymour H. Knox III Plaza  
Buffalo, N.Y. 14203

**Phone:** 716-855-4100 • **Fax:** 716-855-4162

**G.M.:** Darcy Regier

**Coach:** Lindy Ruff

**P.R.:** Michael Gilbert, Kevin Snow, Chris Bandura

**Press Box:** 716-855-4536

## PRACTICE FACILITY

Pepsi Center  
615 Amherst Manor Drive  
Williamsville, N.Y. 14221

**Phone:** 716-631-7555

## AHL AFFILIATE

Portland Pirates



Thomas Vanek

## ALL-TIME RECORD

| VS. BUFFALO        | W | L  | T | OL |
|--------------------|---|----|---|----|
| SJ ALL-TIME Record | 6 | 13 | 4 | 1  |
| SJ HOME            | 5 | 2  | 4 | 0  |
| SJ ROAD            | 1 | 11 | 0 | 1  |

## 2008-09 RESULTS

| DATE          | SITE | W        | L        | OT       | SJ       | OPP      |
|---------------|------|----------|----------|----------|----------|----------|
| 2/13/2009     | A    | 0        | 0        | 1        | 5        | 6        |
| <b>TOTALS</b> |      | <b>0</b> | <b>0</b> | <b>1</b> | <b>5</b> | <b>6</b> |

## NOTES

- On Nov. 5, 1992 in San Jose, Larry DePalma and Dave Snuggerud scored goals seven seconds apart. They set a franchise record for the fastest two goals in a game during San Jose's 7-5 win.
- San Jose had never defeated the Sabres in Buffalo, until Dec. 2, 2005 — Joe Thornton's Sharks debut. In that game, a 5-0 San Jose win, goaltenders Evgeni Nabokov and Nolan Schaefer combined for the shutout, the first between the two teams.
- Buffalo has defeated San Jose just twice in California. The first win came on Nov. 12, 1991 at the Cow Palace. The next victory came 16 years later on Dec. 8, 2007 in a 7-1 decision at HP Pavilion.

**Last Sharks Win** — Dec. 2, 2005 (Sharks 5 @ Buffalo 0)

**Last Buffalo Win** — Feb. 13, 2009 (Sharks 5 @ Buffalo 6 SO)

**Last Sharks Shutout** — Dec. 2, 2005 (Sharks 5 @ Buffalo 0)  
(Evgeni Nabokov and Nolan Schaefer)

**Last Buffalo Shutout** — None

**Last Sharks Win At Home** — Jan. 9, 2001 (Buffalo 1 @ Sharks 2)

**Last Buffalo Win At Home** — Feb. 13, 2009 (Sharks 5 @ Buffalo 6 SO)

**Last Sharks Win At Buffalo** — Dec. 2, 2005 (Sharks 5 @ Buffalo 0)

**Last Buffalo Win At Sharks** — Dec. 8, 2007 (Buffalo 7 @ Sharks 1)

**Last Sharks Overtime Win At Home** — March 15, 2000 (Buffalo 5 @ Sharks 6 OT)

**Last Buffalo Overtime Win At Home** — None

**Last Sharks Overtime Win At Buffalo** — None

**Last Buffalo Overtime Win At Sharks** — None

**Last Sharks Shootout Win** — None

**Last Sharks Shootout Loss** — Feb. 13, 2009 (Sharks 5 @ Buffalo 6 SO)

**Most Goals By Sharks** — 7, Nov. 5, 1992 (Buffalo 5 @ Sharks 7)

**Most Goals By Buffalo** — 7, 4 times, MR, Dec. 8, 2007 (Buffalo 7 @ Sharks 1)

**Most Goals By Both Teams** — 13, Feb. 14, 1992 (Sharks 6 @ Buffalo 7)

**Last Sharks Hat Trick** — None

**Last Buffalo Hat Trick** — Donald Audette, Nov. 8, 1995 (Sharks 2 @ Buffalo 7)

**Last Sharks Penalty Shot** — None

**Last Buffalo Penalty Shot** — None

## 2008-09 SABRES LEADERS

|                       |   |
|-----------------------|---|
| <b>Goals</b>          | Thomas Vanek, 40  |
| <b>Assists</b>        | Jason Pominville, 46  |
| <b>Points</b>         | Derek Roy, 70   |
| <b>Shots</b>          | Jason Pominville, 239   |
| <b>GAA</b>            | Ryan Miller, 2.53   |
| <b>Wins</b>           | Ryan Miller, 34   |
| <b>Losses</b>         | Patrick Lalime, 13  |
| <b>Shutouts</b>       | Ryan Miller, 5  |
| <b>Save %</b>         | Ryan Miller, .918   |
| <b>2008-09 Record</b> | 41-32-9, 91 pts.<br>3rd/Northeast Division<br>10th/Eastern Conference |

## 2009 PLAYOFFS

Did not qualify



## PENGROWTH SADDLEDOME

P.O. Box 1540, Station M  
Calgary, Alberta T2P 3B9

Phone: 403-777-4646 • Fax: 403-777-2171

G.M.: Darryl Sutter

Coach: Brent Sutter

P.R.: Peter Hanlon, Sean Kelso, Bernie Hargrave

Press Box: 403-264-0636

## AHL AFFILIATE

Abbotsford Heat



Jarome Iginla

## ALL-TIME RECORD

| VS. CALGARY        | W  | L  | T | OL |
|--------------------|----|----|---|----|
| SJ ALL-TIME Record | 30 | 41 | 8 | 3  |
| SJ HOME            | 17 | 19 | 4 | 2  |
| SJ ROAD            | 13 | 22 | 4 | 1  |

## 2008-09 RESULTS

| DATE          | SITE | W        | L        | OT       | SJ        | OPP       |
|---------------|------|----------|----------|----------|-----------|-----------|
| 11/13/2008    | H    | 1        | 0        | 0        | 6         | 1         |
| 1/6/2009      | A    | 0        | 1        | 0        | 2         | 5         |
| 1/15/2009     | H    | 0        | 1        | 0        | 2         | 3         |
| 3/30/2009     | A    | 1        | 0        | 0        | 2         | 1         |
| <b>TOTALS</b> |      | <b>2</b> | <b>2</b> | <b>0</b> | <b>12</b> | <b>10</b> |

## NOTES

- The Flames were responsible for San Jose's initial victory (Oct. 8, 1991, 4-3 at the Cow Palace) and first road win (Nov. 30, 1991, 2-1 at Calgary).
- On March 25, 2004, Mike Rathje passed Marcus Ragnarsson and became the Sharks all-time points leader among defensemen with 154 (27 goals and 127 assists).
- On Feb 24, 2007, Patrick Marleau skated in his 700th NHL game (the eighth youngest in NHL history).
- On April 5, 2007 at HP Pavilion, Joe Thornton had two assists to give him 90. He became only the third player in NHL history to have consecutive 90-assist seasons (Wayne Gretzky, 12 in a row from 1980-81 through 1991-92, and Mario Lemieux, 1988-89 and 1997-98).
- On Nov. 13, 2008 in a 6-1 win over Calgary, Christian Ehrhoff, Dan Boyle and Rob Blake had three assists each, marking the first time in franchise history three different defensemen recorded three assists in one game.

- Last Sharks Win** — March 30, 2009 (Sharks 2 @ Calgary 1)
- Last Calgary Win** — Jan. 15, 2009 (Calgary 3 @ Sharks 2)
- Last Sharks Shutout** — Feb. 6, 2002 (Calgary 0 @ Sharks 2) (Evgeni Nabokov)
- Last Calgary Shutout** — March 4, 2006 (Sharks 0 @ Calgary 2) (Miikka Kiprusoff)
- Last Sharks Win At Home** — Nov. 13, 2008 (Calgary 1 @ Sharks 6)
- Last Calgary Win At Home** — Jan. 6, 2009 (Sharks 2 @ Calgary 5)
- Last Sharks Win At Calgary** — March 30, 2009 (Sharks 2 @ Calgary 1)
- Last Calgary Win At Sharks** — Jan. 15, 2009 (Calgary 3 @ Sharks 2)
- Last Sharks Overtime Win At Home** — Oct. 29, 2005 (Calgary 2 @ Sharks 3 SO)
- Last Calgary Overtime Win At Home** — Nov. 10, 1999 (Sharks 3 @ Calgary 4 OT)
- Last Sharks Overtime Win At Calgary** — March 22, 1996 (Sharks 2 @ Calgary 1 OT)
- Last Calgary Overtime Win At Sharks** — Feb. 12, 2008 (Calgary 4 @ Sharks 3 OT)
- Last Sharks Shootout Win** — Oct. 29, 2005 (Calgary 2 @ Sharks 3 SO)
- Last Sharks Shootout Loss** — None
- Most Goals By Sharks** — 8, Dec. 4, 2000 (Sharks 8 @ Calgary 0)
- Most Goals By Calgary** — 13, Feb. 10, 1993 (Sharks 1 @ Calgary 13)
- Most Goals By Both Teams** — 14, Feb. 10, 1993 (Sharks 1 @ Calgary 13)
- Last Sharks Hat Trick** — Alexei Yegorov, Feb. 20, 1996 (Sharks 3 @ Calgary 5)
- Last Calgary Hat Trick** — Owen Nolan, Jan. 30, 2008 (Sharks 4 @ Calgary 5)
- Last Sharks Penalty Shot** — None
- Last Calgary Penalty Shot** — Tony Amonte (Unsuccessful — Nolan Schaefer), Oct. 29, 2005 (Calgary 2 @ Sharks 3 SO)

## 2008-09 FLAMES LEADERS

|                       |  |
|-----------------------|--|
| <b>Goals</b>          | Mike Cammalleri, 39  |
| <b>Assists</b>        | Jarome Iginla, 54  |
| <b>Points</b>         | Jarome Iginla, 89  |
| <b>Shots</b>          | Jarome Iginla, 289   |
| <b>GAA</b>            | Miikka Kiprusoff, 2.84   |
| <b>Wins</b>           | Miikka Kiprusoff, 45   |
| <b>Losses</b>         | Miikka Kiprusoff, 24   |
| <b>Shutouts</b>       | Miikka Kiprusoff, 4  |
| <b>Save %</b>         | Miikka Kiprusoff, .903   |
| <b>2008-09 Record</b> | 46-30-6, 98 pts.<br>2nd/Northwest Division<br>5th/Western Conference |

## 2009 PLAYOFFS

**Western Conference Quarterfinals:** Lost to Chicago, 4-2



## RBC CENTER

1400 Edwards Mill Road  
Raleigh, N.C. 27607

Phone: 919-467-7825 • Fax: 919-462-0123

G.M.: Jim Rutherford

Coach: Paul Maurice

P.R.: Mike Sundheim, Kyle Hanlin

Press Box: 919-861-2300

Exts.: 6531, 6562, 6563, 6564

## PRACTICE FACILITY

Rec Zone  
912 Hodges St.  
Raleigh, N.C. 27608  
Phone: 919-754-0441

## AHL AFFILIATE

Albany River Rats



Eric Staal

## ALL-TIME RECORD

| VS. CAROLINA       | W  | L  | T | OL |
|--------------------|----|----|---|----|
| SJ ALL-TIME Record | 13 | 11 | 0 | 1  |
| SJ HOME            | 8  | 4  | 0 | 1  |
| SJ ROAD            | 5  | 7  | 0 | 0  |
| Hfd                | 3  | 3  | 0 | 0  |
| Car                | 2  | 4  | 0 | 0  |

## 2008-09 RESULTS

| DATE          | SITE | W        | L        | OT       | SJ       | OPP      |
|---------------|------|----------|----------|----------|----------|----------|
| 2/5/2009      | H    | 0        | 0        | 1        | 3        | 4        |
| <b>TOTALS</b> |      | <b>0</b> | <b>0</b> | <b>1</b> | <b>3</b> | <b>4</b> |

## NOTES

- On Dec. 3, 1992 vs. Hartford at the Cow Palace, Rob Gaudreau recorded the first hat trick in Sharks history.
- On Feb. 5, 2003 in San Jose, three Sharks defensemen (Brad Stuart, Bryan Marchment and Mike Rathje) each scored a goal — the first time Sharks defensemen did this since Jan. 1, 2002.
- On Dec. 10, 2005 at HP Pavilion, Joe Thornton set a franchise record for consecutive multi-point games (five) in San Jose's 4-3 win over the Hurricanes.
- The Sharks lost to the 2006 Stanley Cup Champion Hurricanes in their only meeting of the 2006-07 regular season. The loss ended a franchise-record 10-game point streak.

**Last Sharks Win** — Dec. 10, 2005 (Carolina 3 @ Sharks 4)

**Last Carolina Win** — Feb. 5, 2009 (Carolina 4 @ Sharks 3 SO)

**Last Sharks Shutout** — Feb. 10, 2002 (Carolina 0 @ Sharks 4) (Evgeni Nabokov)

**Last Carolina Shutout** — Oct. 28, 2003 (San Jose 0 @ Carolina 3) (Kevin Weeks)

**Last Sharks Win At Home** — Dec. 10, 2005 (Carolina 3 @ Sharks 4)

**Last Carolina Win At Home** — March 24, 2007 (San Jose 4 @ Carolina 6)

**Last Sharks Win At Carolina** — Oct. 24, 2000 (Sharks 3 @ Carolina 2)

**Last Carolina Win At Sharks** — Feb. 5, 2009 (Carolina 4 @ Sharks 3 SO)

**Last Sharks Overtime Win At Home** — None

**Last Carolina Overtime Win At Home** — None

**Last Sharks Overtime Win At Carolina** — None

**Last Carolina Overtime Win At Sharks** — None

**Last Sharks Shootout Win** — None

**Last Sharks Shootout Loss** — Feb. 5, 2009 (Carolina 4 @ Sharks 3)

**Most Goals By Sharks** — 8, 2 times, MR, Jan. 30, 1996 (Hartford 2 @ Sharks 8)

**Most Goals By Carolina** — 7, 2 times, MR, Nov. 7, 1995 (Hartford 7 @ Sharks 3)

**Most Goals By Both Teams** — 12, Dec. 3, 1992 (Hartford 7 @ Sharks 5)

**Last Sharks Hat Trick** — Kevin Miller, Jan. 30, 1996 (Hartford 2 @ Sharks 8)

**Last Carolina Hat Trick** — Josef Vasicek, Oct. 28, 2003 (Sharks 0 @ Carolina 3)

**Last Sharks Penalty Shot** — None

**Last Carolina Penalty Shot** — Matt Cullen (Successful — Evgeni Nabokov), Feb. 5, 2009 (Carolina 4 @ Sharks 3)

## 2008-09 HURRICANES LEADERS

|                       |                        |
|-----------------------|------------------------|
| <b>Goals</b>          | Eric Staal, 40         |
| <b>Assists</b>        | Ray Whitney, 53        |
| <b>Points</b>         | Ray Whitney, 77        |
| <b>Shots</b>          | Eric Staal, 372        |
| <b>GAA</b>            | Cam Ward, 2.44         |
| <b>Wins</b>           | Cam Ward, 39           |
| <b>Losses</b>         | Michael Leighton, 7    |
| <b>Shutouts</b>       | Cam Ward, 6            |
| <b>Save %</b>         | Cam Ward, .916         |
| <b>2008-09 Record</b> | 45-30-7, 97 pts.       |
|                       | 2nd/Southeast Division |
|                       | 6th/Eastern Conference |

## 2009 PLAYOFFS

**Eastern Conference Quarterfinals:** Defeated New Jersey, 4-3

**Eastern Conference Semifinals:** Defeated Boston, 4-3

**Eastern Conference Finals:** Lost to Pittsburgh, 4-0



## UNITED CENTER

1901 W. Madison St.  
Chicago, Ill. 60612

Phone: 312-455-7000 • Fax: 312-455-7041

G.M.: Stan Bowman

Coach: Joel Quenneville

P.R.: Brandon Faber, Adam Rogowin, Paul Kennedy

Press Box: 312-455-4678

## PRACTICE FACILITY

The Edge

735 E. Jefferson St.  
Bensenville, Ill. 60106

Phone: 630-350-8411

Fax: 630-350-8415

## AHL AFFILIATE

Rockford Ice Hogs



Dustin Byfuglien

## ALL-TIME RECORD

| VS. CHICAGO        | W  | L  | T | OL |
|--------------------|----|----|---|----|
| SJ ALL-TIME Record | 36 | 22 | 5 | 4  |
| SJ HOME            | 19 | 10 | 3 | 1  |
| SJ ROAD            | 17 | 12 | 2 | 3  |

## 2008-09 RESULTS

| DATE          | SITE | W        | L        | OT       | SJ        | OPP       |
|---------------|------|----------|----------|----------|-----------|-----------|
| 11/16/2008    | A    | 1        | 0        | 0        | 6         | 5         |
| 11/26/2008    | H    | 1        | 0        | 0        | 3         | 2         |
| 1/31/2009     | H    | 0        | 1        | 0        | 2         | 4         |
| 3/25/2009     | A    | 0        | 0        | 1        | 5         | 6         |
| <b>TOTALS</b> |      | <b>2</b> | <b>1</b> | <b>1</b> | <b>16</b> | <b>17</b> |

## NOTES

- On Oct. 4, 1999 in a 7-1 victory at San Jose, Owen Nolan and Jeff Friesen recorded hat tricks, the first multiple hat trick game in franchise history.
- On Feb. 3, 2007 at HP Pavilion, Vesa Toskala became the first Sharks goaltender to have a multi-point game with two assists.
- On March 13, 2007, Bill Guerin recorded a hat trick (with his third goal coming on his first successful penalty shot) in a 7-1 victory at HP Pavilion.
- On March 21, 2007 at Chicago, the Sharks established a franchise record for most regular season wins (45) in a 4-1 victory.

Last Sharks Win — Nov. 26, 2008 (Chicago 2 @ Sharks 3)

Last Chicago Win — March 25, 2009 (Sharks 5 @ Chicago 6 SO)

Last Sharks Shutout — Feb. 22, 2007 (Sharks 2 @ Chicago 0) (Evgeni Nabokov)

Last Chicago Shutout — March 6, 1999 (Chicago 4 @ Sharks 0) (Jocelyn Thibault)

Last Sharks Win At Home — Nov. 26, 2008 (Chicago 2 @ Sharks 3)

Last Chicago Win At Home — March 25, 2009 (Sharks 5 @ Chicago 6 SO)

Last Sharks Win At Chicago — Nov. 16, 2008 (Sharks 6 @ Chicago 5)

Last Chicago Win At Sharks — Jan. 31, 2009 (Chicago 4 @ Sharks 2)

Last Sharks Overtime Win At Home — Feb. 10, 2001 (Chicago 2 @ Sharks 3 OT)

Last Chicago Overtime Win At Home — Nov. 11, 2001 (Sharks 2 @ Chicago 3 OT)

Last Sharks Overtime Win At Chicago — March 26, 2006 (Sharks 5 @ Chicago 4 OT)

Last Chicago Overtime Win At Sharks — March 17, 2003 (Chicago 3 @ Sharks 2 OT)

Last Sharks Shootout Win — Feb. 2, 2008 (Chicago 2 @ Sharks 3 SO)

Last Sharks Shootout Loss — March 25, 2009 (Sharks 5 @ Chicago 6 SO)

Most Goals By Sharks — 7, 3 times, MR, March 13, 2007 (Chicago 1 @ Sharks 7)

Most Goals By Chicago — 7, 3 times, MR, Feb. 13, 1997 (Sharks 3 @ Chicago 7)

Most Goals By Both Teams — 11, 2 times, MR, March 25, 2009 (Sharks 5 @ Chicago 6)

Last Sharks Hat Trick — Bill Guerin, March 13, 2007 (Chicago 1 @ Sharks 7)

Last Chicago Hat Trick — Tyler Arnason, Dec. 28, 2002 (Chicago 3 @ Sharks 3 OT)

Last Sharks Penalty Shot — None

Last Chicago Penalty Shot — None

## 2008-09 BLACKHAWKS LEADERS

|                |  |
|----------------|--|
| Goals          | Jonathan Towes, 34   |
| Assists        | Martin Havlat, 48  |
| Points         | Martin Havlat, 77  |
| Shots          | Patrick Kane, 254  |
| GAA            | Nikolai Khabibulin, 2.33   |
| Wins           | Nikolai Khabibulin, 25   |
| Losses         | Nikolai Khabibulin, 8  |
| Shutouts       | Nikolai Khabibulin and Cristobal Huet, 3                             |
| Save %         | Nikolai Khabibulin, .919   |
| 2008-09 Record | 46-24-12, 104 pts.<br>2rd/Central Division<br>4th/Western Conference |

## 2009 PLAYOFFS

Western Conference Quarterfinals: Defeated Calgary, 4-2

Western Conference Semifinals: Defeated Vancouver, 4-2

Western Conference Finals: Lost to Detroit, 4-1



**PEPSI CENTER**

1000 Chopper Circle  
Denver, Colo. 80204

**Phone:** 303-405-1100 • **Fax:** 303-893-0614

**G.M.:** Greg Sherman

**Coach:** Joe Sacco

**P.R.:** Jean Martineau, Brendan McNicholas

**Press Box:** 303-575-1926

**PRACTICE FACILITY**

South Suburban  
Family Sports Center  
6901 S. Peoria St.  
Englewood, Colo. 80112

**AHL AFFILIATE**

Lake Erie Monsters



Milan Hejduk

**ALL-TIME RECORD**

| VS. COLORADO       | W  | L  | T | OL |
|--------------------|----|----|---|----|
| SJ ALL-TIME Record | 23 | 34 | 5 | 1  |
| SJ HOME            | 13 | 18 | 1 | 0  |
| SJ ROAD All-Time   | 10 | 16 | 4 | 1  |
| Col                | 10 | 13 | 4 | 1  |
| Que                | 0  | 3  | 0 | 0  |

**2008-09 RESULTS**

| DATE          | SITE | W        | L        | OT       | SJ       | OPP      |
|---------------|------|----------|----------|----------|----------|----------|
| 11/2/2008     | A    | 1        | 0        | 0        | 5        | 3        |
| 1/27/2009     | A    | 1        | 0        | 0        | 3        | 0        |
| 3/22/2009     | H    | 1        | 0        | 0        | 3        | 1        |
| 4/7/2009      | H    | 1        | 0        | 0        | 1        | 0        |
| <b>TOTALS</b> |      | <b>4</b> | <b>0</b> | <b>0</b> | <b>9</b> | <b>4</b> |

**NOTES**

- Evgeni Nabokov is 7-12-2 with a 2.86 goals-against average and three shutouts vs. Colorado.
- On Nov. 8, 2005 at the Pepsi Center, Pierre Turgeon became the 34th player in NHL history to score 500 goals.
- On March 18, 2007 in Colorado, Ron Wilson became the 13th in NHL history to coach 1,000 games.
- On April 7, 2009 at San Jose, Evgeni Nabokov and Peter Budaj both earned a shutout as the game was scoreless in regulation. San Jose recorded the first 1-0 shootout win in franchise history. This was Nabokov's seventh shutout of the season, 47th of his career.

- Last Sharks Win** — April 7, 2009 (Colorado 0 @ Sharks 1 SO)
- Last Colorado Win** — Feb. 6, 2008 (Colorado 3 @ Sharks 1)
- Last Sharks Shutout** — April 7, 2009 (Colorado 0 @ Sharks 1 SO) (Evgeni Nabokov)
- Last Colorado Shutout** — April 7, 2009 (Colorado 0 @ Sharks 1 SO) (Peter Budaj)
- Last Sharks Win At Home** — April 7, 2009 (Colorado 0 @ Sharks 1 SO)
- Last Colorado Win At Home** — Oct. 7, 2007 (Sharks 2 @ Colorado 6)
- Last Sharks Win At Colorado** — Nov. 2, 2008 (Sharks 5 @ Colorado 3)
- Last Colorado Win At Sharks** — Feb. 6, 2008 (Colorado 3 @ Sharks 1)
- Last Sharks Overtime Win At Home** — April 4, 1997 (Colorado 6 @ Sharks 7 OT)
- Last Colorado Overtime Win At Home** — March 18, 2007 (Sharks 3 @ Colorado 4 OT)
- Last Sharks Overtime Win At Colorado** — Jan. 15, 2002 (Sharks 1 @ Colorado 0 OT)
- Last Colorado Overtime Win At Sharks** — Jan. 27, 1996 (Colorado 4 @ Sharks 3 OT)
- Last Sharks Shootout Win** — April 7, 2009 (Colorado 0 @ Sharks 1 SO)
- Last Sharks Shootout Loss** — None
- Most Goals By Sharks** — 7, 3 times, MR, April 4, 1997 (Colorado 6 @ Sharks 7 OT)
- Most Goals By Colorado** — 12, Dec. 5, 1995 (Sharks 2 @ Colorado 12)
- Most Goals By Both Teams** — 15, Dec. 12, 1992 (Quebec 8 @ Sharks 7)
- Last Sharks Hat Trick** — Tony Granato, April 4, 1997 (Colorado 6 @ Sharks 7 OT)
- Last Colorado Hat Trick** — Steven Reinprecht, Jan. 4, 2002 (Colorado 6 @ Sharks 1)
- Last Sharks Penalty Shot** — Mike Grier (Unsuccessful — Jose Theodore), Dec. 7, 2006 (Colorado 5 @ Sharks 2)
- Last Colorado Penalty Shot** — None

**2008-09 AVALANCHE LEADERS**

|                       |                                 |
|-----------------------|---------------------------------|
| <b>Goals</b>          | Milan Hejduk, 27                |
| <b>Assists</b>        | Ryan Smyth, 33                  |
| <b>Points</b>         | Milan Hejduk and Ryan Smith, 59 |
| <b>Shots</b>          | Ryan Smith, 257                 |
| <b>GAA</b>            | Peter Budaj, 2.86               |
| <b>Wins</b>           | Peter Budaj, 20                 |
| <b>Losses</b>         | Andrew Raycroft, 16             |
| <b>Shutouts</b>       | Peter Budaj, 2                  |
| <b>Save %</b>         | Peter Budaj, .899               |
| <b>2008-09 Record</b> | 32-45-5, 69 pts.                |
|                       | 5th/Northwest Division          |
|                       | 15th/Western Conference         |

**2009 PLAYOFFS**

Did not qualify



## NATIONWIDE ARENA

200 W. Nationwide Blvd.  
Columbus, Ohio 43215

Phone: 614-246-4625 • Fax: 614-246-4007

G.M.: Scott Howson

Coach: Ken Hitchcock

P.R.: Todd Sharrock, Ryan Holtmann

Press Box: 614-246-3251/3252

## PRACTICE FACILITY

Dispatch Ice Haus  
200 W. Nationwide Blvd.

Columbus, Ohio 43215

Phone: 614-246-3380

## AHL AFFILIATE

Syracuse Crunch



R.J. Umberger

## ALL-TIME RECORD

| VS. COLUMBUS       | W  | L | T | OL |
|--------------------|----|---|---|----|
| SJ ALL-TIME Record | 22 | 7 | 0 | 3  |
| SJ HOME            | 15 | 0 | 0 | 1  |
| SJ ROAD            | 7  | 7 | 0 | 2  |

## 2008-09 RESULTS

| DATE          | SITE | W        | L        | OT       | SJ        | OPP      |
|---------------|------|----------|----------|----------|-----------|----------|
| 10/14/2008    | H    | 1        | 0        | 0        | 5         | 2        |
| 12/4/2008     | H    | 1        | 0        | 0        | 3         | 2        |
| 12/17/2008    | A    | 0        | 0        | 1        | 1         | 2        |
| 2/7/2009      | A    | 0        | 0        | 1        | 2         | 3        |
| <b>TOTALS</b> |      | <b>2</b> | <b>0</b> | <b>2</b> | <b>11</b> | <b>9</b> |

## NOTES

- On Oct. 25, 2000, Gary Suter scored the franchise's first goal against the Blue Jackets in his 1,000th NHL game.
- San Jose set a franchise record for most goals scored in a home game (10) on March 30, 2002 in a 10-2 win.
- On Feb. 14, 2004 at Columbus, San Jose had a club record 50 shots on goal.
- On March 16, 2007, the Sharks tied a franchise record for wins (44) and shutouts in a season (11) in a 3-0 victory. Joe Thornton's goal in the first period set a Sharks franchise record for most points in a season (94).

**Last Sharks Win** — Dec. 4, 2008 (Columbus 2 @ Sharks 3)

**Last Columbus Win** — Feb. 7, 2009 (Sharks 2 @ Columbus 3 OT)

**Last Sharks Shutout** — March 16, 2007 (Sharks 3 @ Columbus 0) (Evgeni Nabokov)

**Last Columbus Shutout** — Feb. 16, 2007 (Sharks 0 @ Columbus 3) (Frederic Norrena)

**Last Sharks Win At Home** — Dec. 4, 2008 (Columbus 2 @ Sharks 3)

**Last Columbus Win At Home** — Feb. 7, 2009 (Sharks 2 @ Columbus 3 OT)

**Last Sharks Win At Columbus** — Feb. 27, 2008 (Sharks 4 @ Columbus 2)

**Last Columbus Win At Sharks** — Jan. 8, 2004 (Columbus 3 @ Sharks 2 OT)

**Last Sharks Overtime Win At Home** — Feb. 8, 2008 (Columbus 1 @ Sharks 2 OT)

**Last Columbus Overtime Win At Home** — Feb. 7, 2009 (Sharks 2 @ Columbus 3 OT)

**Last Sharks Overtime Win At Columbus** — Feb. 14, 2004 (Sharks 2 @ Columbus 1 OT)

**Last Columbus Overtime Win At Sharks** — Jan. 8, 2004 (Columbus 3 @ Sharks 2 OT)

**Last Sharks Shootout Win** — None

**Last Sharks Shootout Loss** — None

**Most Goals By Sharks** — 10, March 30, 2002 (Columbus 2 @ Sharks 10)

**Most Goals By Columbus** — 6, Jan. 24, 2002 (Sharks 2 @ Columbus 6)

**Most Goals By Both Teams** — 12, March 30, 2002 (Columbus 2 @ Sharks 10)

**Last Sharks Hat Trick** — Ryane Clowe, Jan. 6, 2007 (Columbus 2 @ Sharks 5)

**Last Columbus Hat Trick** — Espen Knutsen, Jan. 24, 2002 (Sharks 2 @ Columbus 6)

**Last Sharks Penalty Shot** — Jonathan Cheechoo (Successful — Pascal Leclaire), Feb. 23, 2004 (Columbus 2 @ Sharks 4)

**Last Columbus Penalty Shot** — Rick Nash (Unsuccessful — Evgeni Nabokov), Feb. 8, 2008 (Columbus 1 @ Sharks 2)

## 2008-09 BLUE JACKETS LEADERS

|                       |   |
|-----------------------|---|
| <b>Goals</b>          | Rick Nash, 40   |
| <b>Assists</b>        | Rick Nash, 39   |
| <b>Points</b>         | Rick Nash, 79   |
| <b>Shots</b>          | Rick Nash, 263  |
| <b>GAA</b>            | Steve Mason, 2.29   |
| <b>Wins</b>           | Steve Mason, 33   |
| <b>Losses</b>         | Pascal Leclaire, 6  |
| <b>Shutouts</b>       | Steve Mason 10  |
| <b>Save %</b>         | Steve Mason, .916   |
| <b>2008-09 Record</b> | 41-31-10, 92 pts.<br>4th/Central Division<br>7th/Western Conference |

## 2009 PLAYOFFS

**Western Conference Quarterfinals:** Lost to Detroit, 4-0



**AMERICAN AIRLINES CENTER**

2500 Victory Way  
 Dallas, Texas 75219  
**Phone:** 214-655-4600 • **Fax:** 214-387-5564  
**G.M.:** Joe Nieuwendyk  
**Coach:** Marc Crawford  
**P.R.:** Rob Scichili, Jason Rademan  
**Press Box:** 214-665-4600  
**Press Box Fax:** 214-655-4601

**PRACTICE FACILITY/  
 OFFICES**

Dr. Pepper Arena  
 2601 Avenue of the Stars  
 Frisco, Texas 75034  
**Phone:** 214-387-5500  
**Fax:** 214-387-5610

**AHL AFFILIATE**  
 Texas Stars



*Brenden Morrow*

**ALL-TIME RECORD**

| VS. DALLAS         | W  | L  | T | OL |
|--------------------|----|----|---|----|
| SJ ALL-TIME Record | 37 | 41 | 5 | 6  |
| SJ HOME            | 17 | 22 | 1 | 5  |
| SJ ROAD All-Time   | 20 | 19 | 4 | 1  |
| Dal                | 20 | 16 | 4 | 1  |
| Min                | 0  | 3  | 0 | 0  |

**2008-09 RESULTS**

| DATE          | SITE | W        | L        | OT       | SJ        | OPP       |
|---------------|------|----------|----------|----------|-----------|-----------|
| 11/8/2008     | H    | 1        | 0        | 0        | 2         | 1         |
| 11/28/2008    | A    | 1        | 0        | 0        | 6         | 2         |
| 12/29/2008    | A    | 1        | 0        | 0        | 3         | 1         |
| 2/23/2009     | A    | 1        | 0        | 0        | 1         | 0         |
| 3/3/2009      | H    | 0        | 1        | 0        | 1         | 4         |
| 3/21/2009     | H    | 1        | 0        | 0        | 5         | 2         |
| <b>TOTALS</b> |      | <b>5</b> | <b>1</b> | <b>0</b> | <b>18</b> | <b>10</b> |

**NOTES**

- On Feb. 10, 2006, Patrick Marleau, Joe Thornton, Jonathan Cheechoo and Milan Michalek all had multi-point games as the Sharks defeated the Stars, 6-3, at HP Pavilion. The win was the first by the Sharks in 13 regulation games against Marty Turco.
- On Dec. 31, 2006, Patrick Marleau passed Owen Nolan for first on San Jose's all-time assists list (246) while Joe Thornton scored his 200th NHL goal in a 4-2 win at American Airlines Arena.
- On Jan. 30, 2007, San Jose's NHL record of consecutive games without going into overtime ended at 49 in a 3-2 shootout loss at HP Pavilion. The streak was the longest single season streak since the overtime period debuted in 1983-84.
- On Oct. 29, 2007, rookie Devin Setoguchi scored two goals, including the game-winner in his NHL debut, in San Jose's 4-2 win.

- Last Sharks Win** — March 21, 2009 (Dallas 2 @ Sharks 5)
- Last Dallas Win** — March 3, 2009 (Dallas 4 @ Sharks 1)
- Last Sharks Shutout** — Feb. 23, 2009 (Sharks 1 @ Dallas 0) (Evgeni Nabokov)
- Last Dallas Shutout** — Dec. 21, 2006 (Sharks 0 @ Dallas 3) (Marty Turco)
- Last Sharks Win At Home** — March 21, 2009 (Dallas 2 @ Sharks 5)
- Last Dallas Win At Home** — April 6, 2008 (Sharks 2 @ Dallas 4)
- Last Sharks Win At Dallas** — Feb. 23, 2009 (Sharks 1 @ Dallas 0)
- Last Dallas Win At Sharks** — March 3, 2009 (Dallas 4 @ Sharks 1)
- Last Sharks Overtime Win At Home** — March 27, 2008 (Dallas 2 @ Sharks 3 OT)
- Last Dallas Overtime Win At Home** — Jan. 30, 2006 (Sharks 2 @ Dallas 3 OT)
- Last Sharks Overtime Win At Dallas** — April 3, 2006 (Sharks 3 @ Dallas 2 OT)
- Last Dallas Overtime Win At Sharks** — Nov. 17, 2001 (Dallas 3 @ Sharks 2 OT)
- Last Sharks Shootout Win** — Nov. 14, 2007 (Sharks 4 @ Dallas 3 SO)
- Last Sharks Shootout Loss** — Nov. 12, 2005 (Dallas 3 @ Sharks 2 SO)
- Most Goals By Sharks** — 7, Feb. 6, 1994 (Sharks 7 @ Dallas 1)
- Most Goals By Dallas** — 10, Nov. 28, 1992 (Sharks 3 @ Minnesota 10)
- Most Goals By Both Teams** — 13, Nov. 28, 1992 (Sharks 3 @ Minnesota 10)
- Last Sharks Hat Trick** — Mike Ricci, April 7, 2001 (Dallas 5 @ Sharks 4 OT)
- Last Dallas Hat Trick** — Mike Modano, Feb. 21, 1994 (Dallas 6 @ Sharks 3)
- Last Sharks Penalty Shot** — Patrick Marleau (Unsuccessful — Marty Turco), Dec. 29, 2008 (Sharks 3 @ Dallas 1)
- Last Dallas Penalty Shot** — Sergei Zubov (Unsuccessful — Evgeni Nabokov), Nov. 7, 2007 (Dallas 3 @ Sharks 1)

**2008-09 STARS LEADERS**

|                       |  |
|-----------------------|--|
| <b>Goals</b>          | Loui Eriksson 36   |
| <b>Assists</b>        | Mike Ribeiro, 56   |
| <b>Points</b>         | Mike Ribeiro, 78   |
| <b>Shots</b>          | Mike Modano, 197   |
| <b>GAA</b>            | Marty Turco, 2.81  |
| <b>Wins</b>           | Marty Turco, 33  |
| <b>Losses</b>         | Marty Turco, 31  |
| <b>Shutouts</b>       | Marty Turco, 3   |
| <b>Save %</b>         | Marty Turco, .898  |
| <b>2008-09 Record</b> | 36-35-11, 83 pts.<br>3rd/Pacific Division<br>12th/Western Conference |

**2009 PLAYOFFS**

Did not qualify



## JOE LOUIS ARENA

19 Steve Yzerman Drive  
Detroit, Mich. 48226

Phone: 313-396-7544 • Fax: 313-567-0296

G.M.: Ken Holland

Coach: Mike Babcock

P.R.: John Hahn, Todd Beam, Lisa Hickok, Kelli Kearly

Press Box: 313-396-7957

## AHL AFFILIATE

Grand Rapids Griffins



Tomas Holmstrom

## ALL-TIME RECORD

| VS. DETROIT        | W  | L  | T | OL |
|--------------------|----|----|---|----|
| SJ ALL-TIME Record | 18 | 42 | 4 | 3  |
| SJ HOME            | 14 | 16 | 3 | 1  |
| SJ ROAD            | 4  | 26 | 1 | 2  |

## 2008-09 RESULTS

| DATE          | SITE | W        | L        | OT       | SJ        | OPP       |
|---------------|------|----------|----------|----------|-----------|-----------|
| 10/30/2008    | H    | 1        | 0        | 0        | 4         | 2         |
| 12/18/2008    | A    | 0        | 1        | 0        | 0         | 6         |
| 1/17/2009     | H    | 1        | 0        | 0        | 6         | 5         |
| 2/25/2009     | A    | 0        | 1        | 0        | 1         | 4         |
| <b>TOTALS</b> |      | <b>2</b> | <b>2</b> | <b>0</b> | <b>11</b> | <b>17</b> |

## NOTES

- On April 6, 2002 in a 6-3 victory in San Jose, Patrick Marleau recorded the Sharks first hat trick against the Red Wings (and first of his career).
- On Feb. 10, 2003, Brett Hull scored his 700th NHL goal in a game vs. San Jose at Joe Louis Arena.
- On Feb. 11, 2004 at Detroit, Mike Ricci played in his 1,000th NHL game.
- On Jan. 4, 2007 at HP Pavilion, San Jose set a franchise record for most consecutive goals in a game (nine), most power play goals in a game (six) and in a period (four, third). The onslaught came after Detroit took a 3-0 lead. The Sharks won the game, 9-4.
- On Oct. 30, 2008, Jamie McGinn recorded his first NHL goal and NHL assist in a 4-2 victory at San Jose.

- Last Sharks Win** — Jan. 17, 2009 (Detroit 5 @ Sharks 6)
- Last Detroit Win** — Feb. 25, 2009 (Sharks 1 @ Detroit 4)
- Last Sharks Shutout** — March 27, 2003 (Detroit 0 @ Sharks 3) (Vesa Toskala)
- Last Detroit Shutout** — Dec. 18, 2009 (Sharks 0 @ Detroit 6) (Ty Conklin)
- Last Sharks Win At Home** — Jan. 17, 2009 (Detroit 5 @ Sharks 6)
- Last Detroit Win At Home** — Feb. 25, 2009 (Sharks 1 @ Detroit 4)
- Last Sharks Win At Detroit** — Feb. 29, 2008 (Sharks 3 @ Detroit 2)
- Last Detroit Win At Sharks** — Jan. 19, 2008 (Detroit 6 @ Sharks 3)
- Last Sharks Overtime Win At Home** — None
- Last Detroit Overtime Win At Home** — Oct. 17, 2005 (Sharks 2 @ Detroit 3 OT)
- Last Sharks Overtime Win At Detroit** — None
- Last Detroit Overtime Win At Sharks** — Oct. 4, 2001 (Detroit 4 @ Sharks 3 OT)
- Last Sharks Shootout Win** — None
- Last Sharks Shootout Loss** — None
- Most Goals By Sharks** — 9, Jan. 4, 2007 (Detroit 4 @ Sharks 9)
- Most Goals By Detroit** — 11, Feb. 15, 1991 (Sharks 1 @ Detroit 11)
- Most Goals By Both Teams** — 13, Jan. 6, 1994 (Detroit 10 @ Sharks 3)
- Last Sharks Hat Trick** — Patrick Marleau, April 6, 2002 (Detroit 3 @ Sharks 6)
- Last Detroit Hat Trick** — Mathieu Schneider, Nov. 26, 2005 (Detroit 7 @ Sharks 6)
- Last Sharks Penalty Shot** — Nils Ekman (Unsuccessful — Manny Legace), Feb. 28, 2006 (Detroit 1 @ Sharks 5)
- Last Detroit Penalty Shot** — Igor Larionov (Successful — Arturs Irbe), Nov. 22, 1995 (Sharks 2 @ Detroit 5)

## 2008-09 RED WINGS LEADERS

|                       |                              |
|-----------------------|------------------------------|
| <b>Goals</b>          | Marian Hossa, 40             |
| <b>Assists</b>        | Pavel Datsyuk, 65            |
| <b>Points</b>         | Pavel Datsyuk, 97            |
| <b>Shots</b>          | Henrik Zetterberg, 309       |
| <b>GAA</b>            | Ty Conklin, 2.51             |
| <b>Wins</b>           | Chris Osgood, 26             |
| <b>Losses</b>         | Chris Osgood, 9              |
| <b>Shutouts</b>       | Ty Conklin, 6                |
| <b>Save %</b>         | Ty Conklin, .909             |
| <b>2008-09 Record</b> | 51-21-10, 112 pts.           |
|                       | 1st/Central Division         |
|                       | 2nd/Western Conference       |
|                       | Western Conference Champions |

## 2009 PLAYOFFS

- Western Conference Quarterfinals:** Defeated Columbus, 4-0
- Western Conference Semifinals:** Defeated Anaheim, 4-3
- Western Conference Finals:** Defeated Chicago, 4-1
- Stanley Cup Finals:** Lost to Pittsburgh, 4-3





**REXALL PLACE**

7424 118th Ave.  
Edmonton, Alberta T5B 4M9  
**Phone:** 780-414-4000 • **Fax:** 780-409-5848  
**G.M.:** Steve Tambellini  
**Coach:** Pat Quinn  
**P.R.:** J.J. Hebert  
**Press Box:** 780-409-3780

**TEAM OFFICES/  
MAILING ADDRESS**

11230 110th St.  
Edmonton, Alberta  
T5G 3H7

**AHL AFFILIATE**

Springfield Falcons



Fernando Pisani

**ALL-TIME RECORD**

| VS. EDMONTON       | W  | L  | T  | OL |
|--------------------|----|----|----|----|
| SJ ALL-TIME Record | 30 | 34 | 12 | 5  |
| SJ HOME            | 19 | 13 | 6  | 3  |
| SJ ROAD            | 11 | 21 | 6  | 2  |

**2008-09 RESULTS**

| DATE          | SITE | W        | L        | OT       | SJ        | OPP      |
|---------------|------|----------|----------|----------|-----------|----------|
| 12/6/2008     | H    | 0        | 0        | 1        | 2         | 3        |
| 1/9/2009      | A    | 1        | 0        | 0        | 4         | 1        |
| 2/17/2009     | H    | 1        | 0        | 0        | 4         | 2        |
| 4/2/2009      | A    | 1        | 0        | 0        | 2         | 1        |
| <b>TOTALS</b> |      | <b>3</b> | <b>0</b> | <b>1</b> | <b>12</b> | <b>7</b> |

**NOTES**

- On Feb. 12, 2002 in Edmonton, the Sharks played the first penalty-free game in team history.
- On Oct. 17, 2002, Vincent Damphousse recorded his 400th NHL goal (the 71st player in League history) in a 4-3 victory at San Jose.
- On Oct. 9, 2003, Milan Michalek scored his first NHL goal in a 5-2 loss at Edmonton.
- On Jan. 9, 2009, Brad Staubitz scored his first NHL goal in a 4-1 win at Edmonton.
- Patrick Marleau recorded his 600th career point with his 31st goal on Feb. 17, 2009, at San Jose.
- On April 2, 2009, San Jose completed a sweep of a Calgary-Edmonton road trip for the first time in franchise history with a 2-1 victory over the Oilers.

- Last Sharks Win** — April 2, 2009 (Sharks 2 @ Edmonton 1)
- Last Edmonton Win** — Dec. 6, 2008 (Edmonton 3 @ Sharks 2 OT)
- Last Sharks Shutout** — Jan. 29, 2008 (Sharks 3 @ Edmonton 0) (Evgeni Nabokov)
- Last Edmonton Shutout** — Feb. 12, 1993 (Sharks 0 @ Edmonton 6) (Bill Ranford)
- Last Sharks Win At Home** — Feb. 17, 2009 (Edmonton 2 @ Sharks 4)
- Last Edmonton Win At Home** — Oct. 4, 2007 (Sharks 2 @ Edmonton 3 SO)
- Last Sharks Win At Edmonton** — April 2, 2009 (Sharks 2 @ Edmonton 1)
- Last Edmonton Win At Sharks** — Dec. 6, 2008 (Edmonton 3 @ Sharks 2 OT)
- Last Sharks Overtime Win At Home** — Dec. 11, 2001 (Edmonton 4 @ Sharks 5 OT)
- Last Edmonton Overtime Win At Home** — Nov. 11, 2005 (Sharks 1 @ Edmonton 2 SO)
- Last Sharks Overtime Win At Edmonton** — None
- Last Edmonton Overtime Win At Sharks** — Dec. 6, 2008 (Edmonton 3 @ Sharks 2 OT)
- Last Sharks Shootout Win** — None
- Last Sharks Shootout Loss** — March 16, 2008 (Edmonton 2 @ Sharks 1 SO)
- Most Goals By Sharks** — 6, 4 times, MR, Jan. 24, 2001 (Edmonton 1 @ Sharks 6)
- Most Goals By Edmonton** — 9, Jan. 21, 1992 (Sharks 2 @ Edmonton 9)
- Most Goals By Both Teams** — 11, 2 times, MR, March 13, 1996 (Edmonton 8 @ Sharks 3)
- Last Sharks Hat Trick** — Jonathan Cheechoo, Oct. 12, 2006 (Sharks 4 @ Edmonton 6)
- Last Edmonton Hat Trick** — Ryan Smyth, Oct. 12, 2006 (Sharks 4 @ Edmonton 6)
- Last Sharks Penalty Shot** — Jeff Friesen (Unsuccessful — Dominic Roussel), Jan. 24, 2001 (Edmonton 1 @ Sharks 6)
- Last Edmonton Penalty Shot** — Mike Comrie (Unsuccessful — Tessa Koskela), April 3, 2003 (Sharks 3 @ Edmonton 3)

**2008-09 OILERS LEADERS**

|                       |   |
|-----------------------|---|
| <b>Goals</b>          | Ales Hemsky and Sheldon Souray, 23                                    |
| <b>Assists</b>        | Ales Hemsky, 43   |
| <b>Points</b>         | Ales Hemsky, 66   |
| <b>Shots</b>          | Sheldon Souray, 268   |
| <b>GAA</b>            | Dwayne Roloson 2.77   |
| <b>Wins</b>           | Dwayne Roloson, 28  |
| <b>Losses</b>         | Mathieu Garon, 6  |
| <b>Shutouts</b>       | Dwayne Roloson, 1   |
| <b>Save %</b>         | Dwayne Roloson, .915  |
| <b>2008-09 Record</b> | 38-35-9, 85 pts.<br>4th/Northwest Division<br>11th/Western Conference |

**2009 PLAYOFFS**

Did not qualify



## BANKATLANTIC CENTER

One Panther Parkway  
Sunrise, Fla. 33323

**Phone:** 954-835-7000 • **Fax:** 954-835-7700

**Assistant G.M.:** Randy Sexton

**Coach:** Peter DeBoer

**P.R.:** Justin Copertino, Matt Sacco

**Press Box:** 954-835-7753

## PRACTICE FACILITY

Incredible Ice  
3299 Sportsplex Drive  
Coral Springs, Fla. 33065

**Phone:** 954-341-9956

## AHL AFFILIATE

Rochester Americans



*Stephen Weiss*

## ALL-TIME RECORD

| VS. FLORIDA        | W | L | T | OL |
|--------------------|---|---|---|----|
| SJ ALL-TIME Record | 9 | 5 | 7 | 0  |
| SJ HOME            | 6 | 2 | 2 | 0  |
| SJ ROAD            | 3 | 3 | 5 | 0  |

## 2008-09 RESULTS

| DATE          | SITE | W        | L        | OT       | SJ       | OPP      |
|---------------|------|----------|----------|----------|----------|----------|
| 10/24/2008    | A    | 0        | 1        | 0        | 3        | 4        |
| <b>TOTALS</b> |      | <b>0</b> | <b>1</b> | <b>0</b> | <b>3</b> | <b>4</b> |

## NOTES

- Two Sharks recorded their first career hat tricks vs. Florida: Scott Thornton (March 7, 2001 in a 3-3 tie) and Alyn McCauley (Nov. 1, 2003 in a 6-2 win at Florida). McCauley also recorded his first multiple-goal game in that win.
- San Jose is 7-1-1 in their last nine vs. Florida.
- On Dec. 8, 2005 at HP Pavilion, the Sharks scored five or more goals in four consecutive games for the first time in franchise history in a 6-2 win over Florida. On the same day, Patrick Marleau set two franchise records: most points in a four-game span (12) and four consecutive three-point games.

- Last Sharks Win** — Oct. 31, 2006 (Sharks 2 @ Florida 1)
- Last Florida Win** — Oct. 24, 2008 (Sharks 3 @ Florida 4)
- Last Sharks Shutout** — Feb. 3, 2004 (Florida 0 @ Sharks 3) (Evgeni Nabokov)
- Last Florida Shutout** — None
- Last Sharks Win At Home** — Dec. 8, 2005 (Florida 2 @ Sharks 6)
- Last Florida Win At Home** — Oct. 24, 2009 (Sharks 3 @ Florida 4)
- Last Sharks Win At Florida** — Oct. 31, 2006 (Sharks 2 @ Florida 1)
- Last Florida Win At Sharks** — Jan. 8, 2000 (Florida 4 @ Sharks 2)
- Last Sharks Overtime Win At Home** — None
- Last Florida Overtime Win At Home** — None
- Last Sharks Overtime Win At Florida** — None
- Last Florida Overtime Win At Sharks** — None
- Last Sharks Shootout Win** — None
- Last Sharks Shootout Loss** — None
- Most Goals By Sharks** — 7, Nov. 16, 2002 (Sharks 7 @ Florida 3)
- Most Goals By Florida** — 5, Jan. 8, 1996 (Florida 5 @ Sharks 2)
- Most Goals By Both Teams** — 10, Nov. 16, 2002 (Sharks 7 @ Florida 3)
- Last Sharks Hat Trick** — Alyn McCauley, Nov 1, 2003 (Sharks 6 @ Florida 2)
- Last Florida Hat Trick** — None
- Last Sharks Penalty Shot** — None
- Last Florida Penalty Shot** — None

## 2008-09 PANTHERS LEADERS

|                       |   |
|-----------------------|---|
| <b>Goals</b>          | David Booth, 31   |
| <b>Assists</b>        | Stephen Weiss, 47   |
| <b>Points</b>         | Stephen Weiss, 61   |
| <b>Shots</b>          | David Booth, 246  |
| <b>GAA</b>            | Tomas Vokoun, 2.49  |
| <b>Wins</b>           | Tomas Vokoun, 26  |
| <b>Losses</b>         | Craig Anderson, 7   |
| <b>Shutouts</b>       | Tomas Vokoun, 6   |
| <b>Save %</b>         | Craig Anderson, .924  |
| <b>2008-09 Record</b> | 41-30-11, 93 pts.<br>3rd/Southeast Division<br>9th/Eastern Conference |

## 2009 PLAYOFFS

Did not qualify



**STAPLES CENTER**

1111 S. Figueroa St.  
 Los Angeles, Calif. 90015  
**Phone:** 213-742-7100 • **Fax:** 213-742-7304  
**Pres./G.M.:** Dean Lombardi  
**Coach:** Terry Murray  
**P.R.:** Jeff Moeller, Mike Kalinowski, Jeremy Zager  
**Press Box:** 213-742-7480

**PRACTICE FACILITY**

Toyota Sports Center  
 555 N. Nash St.  
 El Segundo, Calif. 90245  
**Phone:** 310-535-4510  
**Fax:** 310-535-4507

**AHL AFFILIATE**

Manchester Monarchs



*Drew Doughty*

**ALL-TIME RECORD**

| VS. LOS ANGELES    | W  | L  | T | OL |
|--------------------|----|----|---|----|
| SJ ALL-TIME Record | 53 | 41 | 7 | 3  |
| SJ HOME            | 32 | 16 | 3 | 1  |
| SJ ROAD            | 21 | 25 | 4 | 2  |

**2008-09 RESULTS**

| DATE          | SITE | W        | L        | OT       | SJ        | OPP       |
|---------------|------|----------|----------|----------|-----------|-----------|
| 10/11/2008    | H    | 1        | 0        | 0        | 3         | 1         |
| 10/12/2008    | A    | 1        | 0        | 0        | 1         | 0         |
| 12/15/2008    | A    | 1        | 0        | 0        | 3         | 2         |
| 2/19/2009     | H    | 1        | 0        | 0        | 4         | 2         |
| 3/14/2009     | H    | 1        | 0        | 0        | 2         | 1         |
| 4/11/2009     | A    | 0        | 1        | 0        | 3         | 4         |
| <b>TOTALS</b> |      | <b>5</b> | <b>1</b> | <b>0</b> | <b>16</b> | <b>10</b> |

**NOTES**

- Evgeni Nabokov is 19-11-3 with a 2.03 goals-against average in 34 games against the Kings.
- In San Jose's 6-3 win on Nov. 22, 2006, Joe Pavelski scored his first NHL goal in his NHL debut. In addition, Marc-Edouard Vlasic scored his first NHL goal and recorded his first multi-point game (also had an assist).
- Patrick Marleau set a franchise record for most games played (672) as the Sharks beat the Kings, 3-1, on Dec. 12, 2006.
- Marleau became the all-time leading goal scorer (207) in Sharks history in a 5-2 win at Staples Center on Jan. 11, 2007.
- In a 4-2 loss on April 3, 2008 in Los Angeles, San Jose's consecutive game point streak ended at 20. In that period, the Sharks went 18-0-2.

- Last Sharks Win** — March 14, 2009 (Los Angeles 1 @ Sharks 2)
- Last Los Angeles Win** — April 11, 2009 (Sharks 3 @ Los Angeles 4)
- Last Sharks Shutout** — Oct. 12, 2008 (Sharks 1 @ Los Angeles 0) (Brian Boucher)
- Last Los Angeles Shutout** — April 17, 2006 (Los Angeles 4 @ Sharks 0) (Jason Labarbera)
- Last Sharks Win At Home** — March 14, 2009 (Los Angeles 1 @ Sharks 2)
- Last Los Angeles Win At Home** — April 11, 2009 (Sharks 3 @ Los Angeles 4)
- Last Sharks Win At Los Angeles** — Dec. 15, 2008 (Sharks 3 @ Los Angeles 2)
- Last Los Angeles Win At Sharks** — Nov. 28, 2007 (Los Angeles 3 @ Sharks 2 SO)
- Last Sharks Overtime Win At Home** — April 4, 2004 (Los Angeles 3 @ Sharks 4 OT)
- Last Los Angeles Overtime Win At Home** — Jan. 13, 2003 (Sharks 2 @ Los Angeles 3 OT)
- Last Sharks Overtime Win At Los Angeles** — Jan. 21, 2006 (Sharks 4 @ Los Angeles 3 OT)
- Last Los Angeles Overtime Win At Sharks** — April 10, 1993 (Los Angeles 3 @ Sharks 2 OT)
- Last Sharks Shootout Win** — March 14, 2009 (Los Angeles 1 @ Sharks 2 SO)
- Last Sharks Shootout Loss** — Nov. 28, 2007 (Los Angeles 3 @ Sharks 2 SO)
- Most Goals By Sharks** — 7, 4 times, MR, Nov. 9, 2006 (Sharks 7 @ Los Angeles 3)
- Most Goals By Los Angeles** — 11, Nov. 8, 1992 (Los Angeles 11 @ Sharks 4)
- Most Goals By Both Teams** — 15, Nov. 8, 1992 (Los Angeles 11 @ Sharks 4)
- Last Sharks Hat Trick** — Jonathan Cheechoo, April 1, 2007 (Los Angeles 2 @ Sharks 6)
- Last Los Angeles Hat Trick** — Mike Donnelly, Nov. 8, 1992 (Los Angeles 11 @ Sharks 4)
- Last Sharks Penalty Shot** — Alexander Korolyuk (Unsuccessful — Jamie Storr), Nov. 24, 2001 (Sharks 1 @ Los Angeles 3)
- Last Los Angeles Penalty Shot** — Ladislav Nagy (Unsuccessful — Evgeni Nabokov), Nov. 24, 2007 (Los Angeles 2 @ Sharks 1)

**2008-09 KINGS LEADERS**

|                       |  |
|-----------------------|--|
| <b>Goals</b>          | Dustin Brown, 33   |
| <b>Assists</b>        | Anze Kopitar, 45   |
| <b>Points</b>         | Anze Kopitar, 77   |
| <b>Shots</b>          | Patrick O'Sullivan, 220  |
| <b>GAA</b>            | Jonathan Quick, 2.48   |
| <b>Wins</b>           | Jonathan Quick, 21   |
| <b>Losses</b>         | Erik Ersberg, 11   |
| <b>Shutouts</b>       | Jonathan Quick, 4  |
| <b>Save %</b>         | Jonathan Quick, .914   |
| <b>2008-09 Record</b> | 34-37-11, 79 pts.<br>5th/Pacific Division<br>14th/Western Conference |

**2009 PLAYOFFS**

Did not qualify



## XCEL ENERGY CENTER

317 Washington St.  
St. Paul, Minn. 55102  
**Phone:** 651-602-6000 • **Fax:** 651-293-9574

**G.M.:** Chuck Fletcher  
**Coach:** Todd Richards  
**P.R.:** Bill Robertson, Aaron Sickman, Ryan Stanzel  
**Press Box:** 651-726-8600/8601

## PRACTICE FACILITY

Parade Ice Garden  
600 Kenwood Parkway  
Minneapolis, Minn. 55403  
**Phone:** 612-370-4846  
**Fax:** 612-818-2402

## AHL AFFILIATE

Houston Aeros



Andrew Brunette

## ALL-TIME RECORD

| VS. MINNESOTA      | W  | L | T | OL |
|--------------------|----|---|---|----|
| SJ ALL-TIME Record | 17 | 9 | 2 | 4  |
| SJ HOME            | 8  | 5 | 1 | 2  |
| SJ ROAD            | 9  | 4 | 1 | 2  |

## 2008-09 RESULTS

| DATE          | SITE | W        | L        | OT       | SJ        | OPP       |
|---------------|------|----------|----------|----------|-----------|-----------|
| 11/4/2008     | H    | 1        | 0        | 0        | 3         | 1         |
| 12/31/2008    | A    | 0        | 0        | 1        | 2         | 3         |
| 3/5/2009      | H    | 0        | 0        | 1        | 3         | 4         |
| 3/10/2009     | A    | 1        | 0        | 0        | 5         | 4         |
| <b>TOTALS</b> |      | <b>2</b> | <b>0</b> | <b>2</b> | <b>13</b> | <b>12</b> |

## NOTES

- The Sharks are 15-9-2-2 all-time vs. Minnesota and 9-1-2 in their last 12 games.
- Evgeni Nabokov has a career record of 11-8-2 vs. the Wild, with a 2.16 goals-against average in 21 games.
- The Sharks have killed 94.4 percent (51-for-54) of Minnesota's power plays on the road and 88.8 percent (95-for-107) overall.
- On March 5, 2009 at San Jose, the Sharks had no penalties for the entire game, the third time that has happened in franchise history (first time at home).

**Last Sharks Win** — March 10, 2009 (Sharks 5 @ Minnesota 4 OT)

**Last Minnesota Win** — March 5, 2009 (Minnesota 4 @ Sharks 3 OT)

**Last Sharks Shutout** — March 6, 2007 (Sharks 3 @ Minnesota 0) (Evgeni Nabokov)

**Last Minnesota Shutout** — Nov. 21, 2001 (Minnesota 2 @ Sharks 0) (Manny Fernandez)

**Last Sharks Win At Home** — Nov. 4, 2008 (Minnesota 1 @ Sharks 3)

**Last Minnesota Win At Home** — Dec. 31, 2008 (Sharks 2 @ Minnesota 3 OT)

**Last Sharks Win At Minnesota** — March 10, 2009 (Sharks 5 @ Minnesota 4 OT)

**Last Minnesota Win At Sharks** — March 5, 2009 (Minnesota 4 @ Sharks 3 OT)

**Last Sharks Overtime Win At Home** — None

**Last Minnesota Overtime Win At Home** — Oct. 31, 2002 (Sharks 1 @ Minnesota 2 OT)

**Last Sharks Overtime Win At Minnesota** — March 10, 2009 (Sharks 5 @ Minnesota 4 OT)

**Last Minnesota Overtime Win At Sharks** — March 5, 2009 (Minnesota 4 @ Sharks 3 OT)

**Last Sharks Shootout Win** — March 19, 2008 (Minnesota 3 @ Sharks 2 SO)

**Last Sharks Shootout Loss** — Feb. 2, 2006 (Minnesota 3 @ Sharks 2 SO)

**Most Goals By Sharks** — 5, 2 Times, MR, March 10, 2009 (Sharks 5 @ Minnesota 4)

**Most Goals By Minnesota** — 6, Oct. 19, 2005 (Sharks 1 @ Minnesota 6)

**Most Goals By Both Teams** — 9, March 10, 2009 (Sharks 5 @ Minnesota 4)

**Last Sharks Hat Trick** — None

**Last Minnesota Hat Trick** — Brian Rolston, Nov. 5, 2005 (Minnesota 3 @ Sharks 1)

**Last Sharks Penalty Shot** — Tomas Plihal (Successful — Niklas Backstrom), March 9, 2008 (Sharks 3 @ Minnesota 2 SO)

**Last Minnesota Penalty Shot** — Marian Gaborik (Successful — Vesa Toskala), Feb. 2, 2006 (Minnesota 3 @ Sharks 2 SO)

## 2008-09 WILD LEADERS

|                       |  |
|-----------------------|--|
| <b>Goals</b>          | Owen Nolan 25  |
| <b>Assists</b>        | Mikko Koivu, 47  |
| <b>Points</b>         | Mikko Koivu, 67  |
| <b>Shots</b>          | Mikko Koivu, 236   |
| <b>GAA</b>            | Josh Harding, 2.21   |
| <b>Wins</b>           | Niklas Backstrom, 37   |
| <b>Losses</b>         | Josh Harding, 9  |
| <b>Shutouts</b>       | Niklas Backstrom, 8  |
| <b>Save %</b>         | Niklas Backstrom, .929   |
| <b>2008-09 Record</b> | 40-33-9, 89 pts.<br>3rd/Northwest Division<br>9th/Western Conference |

## 2009 PLAYOFFS

Did not qualify



**CENTRE BELL**

1260 de la Gauchetière Street West  
 Montreal, Quebec H3B 5E8  
**Phone:** 514-932-2582 • **Fax:** 514-932-8285  
**G.M.:** Bob Gainey  
**Coach:** Jacques Martin  
**P.R.:** Dominick Saillant, Donald Beauchamp,  
 Jasmin Pilon, Sylvie Lambert  
**Press Box:** 514-989-2872

**PRACTICE FACILITY**

Bell Sports Complex  
 8000 Blvd Leduc  
 Brossard, Quebec J4Y 0E9  
**Phone:** 514-925-2089  
**Fax:** 514-925-3565

**AHL AFFILIATE**

Hamilton Bulldogs



Scott Gomez

**ALL-TIME RECORD**

| VS. MONTREAL       | W | L  | T | OL |
|--------------------|---|----|---|----|
| SJ ALL-TIME Record | 8 | 12 | 4 | 1  |
| SJ HOME            | 6 | 3  | 2 | 1  |
| SJ ROAD            | 2 | 9  | 2 | 0  |

**2008-09 RESULTS**

| DATE          | SITE | W        | L        | OT       | SJ       | OPP.     |
|---------------|------|----------|----------|----------|----------|----------|
| 2/28/2009     | A    | 0        | 1        | 0        | 2        | 3        |
| <b>TOTALS</b> |      | <b>0</b> | <b>1</b> | <b>0</b> | <b>2</b> | <b>3</b> |

**NOTES**

- The Sharks are 15-for-53 (28.3 percent) on the power play at home vs. Montreal.
- On Jan. 27, 2002 in Montreal, Sergei Berezin scored Montreal's second goal, the 10,000th home goal for the Canadiens.
- The Sharks lost 6-2 in Montreal on Jan. 14, 2006, the only Eastern Conference opponent to defeat the Sharks in 2005-06.

- Last Sharks Win** — March 3, 2008 (Montreal 4 @ Sharks 6)
- Last Montreal Win** — Feb. 28, 2009 (Sharks 2 @ Montreal 3)
- Last Sharks Shutout** — March 12, 2001 (Montreal 0 @ Sharks 3) (Evgeni Nabokov and Miikka Kiprusoff)
- Last Montreal Shutout** — Feb. 12, 1996 (Sharks 0 @ Montreal 3) (Jocelyn Thibault)
- Last Sharks Win At Home** — March 3, 2008 (Montreal 4 @ Sharks 6)
- Last Montreal Win At Home** — Feb. 28, 2009 (Sharks 2 @ Montreal 3)
- Last Sharks Win At Montreal** — Dec. 17, 2002 (Sharks 3 @ Montreal 1)
- Last Montreal Win At Sharks** — Nov. 23, 1999 (Montreal 3 @ Sharks 2 OT)
- Last Sharks Overtime Win At Home** — Nov. 2, 1996 (Montreal 3 @ Sharks 4 OT)
- Last Montreal Overtime Win At Home** — None
- Last Sharks Overtime Win At Montreal** — None
- Last Montreal Overtime Win At Sharks** — Nov. 23, 1999 (Montreal 3 @ Sharks 2 OT)
- Last Sharks Shootout Win** — None
- Last Sharks Shootout Loss** — None
- Most Goals By Sharks** — 7, Feb. 26, 1996 (Montreal 4 @ Sharks 7)
- Most Goals By Montreal** — 8, Oct. 21, 1992 (Sharks 4 @ Montreal 8)
- Most Goals By Both Teams** — 12, Oct. 21, 1992 (Sharks 4 @ Montreal 8)
- Last Sharks Hat Trick** — None
- Last Montreal Hat Trick** — Stephane LeBeau, Feb. 12, 1992 (Sharks 1 @ Montreal 6)
- Last Sharks Penalty Shot** — None
- Last Montreal Penalty Shot** — None

**2008-09 CANADIENS LEADERS**

|                       |                                   |
|-----------------------|-----------------------------------|
| <b>Goals</b>          | Alex Kovalev, 35                  |
| <b>Assists</b>        | Alex Kovalev and Mark Streit, 49  |
| <b>Points</b>         | Alex Kovalev, 84                  |
| <b>Shots</b>          | Chris Higgins, 241                |
| <b>GAA</b>            | Carey Price, 2.83                 |
| <b>Wins</b>           | Carey Price, 23                   |
| <b>Losses</b>         | Jaroslav Halak, 14                |
| <b>Shutouts</b>       | Jaroslav Halak and Carey Price, 1 |
| <b>Save %</b>         | Jaroslav Halak, .915              |
| <b>2008-09 Record</b> | 41-30-11, 93 pts.                 |
|                       | 2nd/Northeast Division            |
|                       | 8th/Eastern Conference            |

**2009 PLAYOFFS**

Eastern Conference Quarterfinals: Lost to Boston, 4-0



## SOMMET CENTER

501 Broadway  
Nashville, Tenn. 37203  
**Phone:** 615-770-2300 • **Fax:** 615-770-2309  
**G.M.:** David Poile  
**Coach:** Barry Trotz  
**P.R.:** Tim Darling, Kevin Wilson  
**Press Box:** 615-770-2165

## PRACTICE FACILITY

Centennial Sportsplex  
222 25th Avenue North  
Nashville, Tenn. 37203  
**Phone:** 615-862-8480

## AHL AFFILIATE

Milwaukee Admirals



Shea Weber

## ALL-TIME RECORD

| VS. NASHVILLE      | W  | L  | T | OL |
|--------------------|----|----|---|----|
| SJ ALL-TIME Record | 21 | 14 | 2 | 3  |
| SJ HOME            | 12 | 5  | 1 | 2  |
| SJ ROAD            | 9  | 9  | 1 | 1  |

## 2008-09 RESULTS

| DATE          | SITE | W        | L        | OT       | SJ        | OPP       |
|---------------|------|----------|----------|----------|-----------|-----------|
| 11/11/2008    | H    | 0        | 0        | 1        | 3         | 4         |
| 11/17/2008    | A    | 1        | 0        | 0        | 4         | 1         |
| 3/19/2009     | H    | 1        | 0        | 0        | 3         | 2         |
| 3/26/2009     | A    | 0        | 1        | 0        | 2         | 3         |
| <b>TOTALS</b> |      | <b>2</b> | <b>1</b> | <b>1</b> | <b>12</b> | <b>10</b> |

## NOTES

- On Nov. 20, 1998, Mike Rathje scored the first Sharks goal in team history against Nashville.
- On Oct. 24, 2002, Jonathan Cheechoo scored his first NHL goal — the game-winner — in a 2-1 victory at Nashville.
- On Feb. 9, 2008 in a 4-3 win over Nashville, Ron Wilson earned his 500th victory as an NHL head coach and Jeremy Roenick played in his 1,300th NHL game.
- Until their 5-2 win on Dec. 29, 2008, San Jose hadn't won a regular season game in Nashville since Oct. 24, 2002 (seven games).
- The Sharks set a franchise record for shots in a game with 57 against the Predators on Nov. 11, 2008.

**Last Sharks Win** — March 19, 2009 (Nashville 2 @ Sharks 3 SO)

**Last Nashville Win** — March 26, 2009 (Sharks 2 @ Nashville 3)

**Last Sharks Shutout** — Oct. 20, 2007 (Nashville 0 @ Sharks 3) (Evgeni Nabokov)

**Last Nashville Shutout** — Feb. 14, 2007 (Sharks 0 @ Nashville 5) (Tomas Vokoun)

**Last Sharks Win At Home** — March 19, 2009 (Nashville 2 @ Sharks 3 SO)

**Last Sharks Win At Nashville** — Nov. 17, 2008 (Sharks 4 @ Nashville 1)

**Last Nashville Win At Sharks** — Nov. 11, 2008 (Nashville 4 @ Sharks 3 OT)

**Last Sharks Overtime Win At Home** — March 11, 2006 (Nashville 2 @ Sharks 3 OT)

**Last Nashville Overtime Win At Home** — Jan. 31, 2004 (San Jose 2 @ Nashville 3 OT)

**Last Sharks Overtime Win At Nashville** — None

**Last Nashville Overtime Win At Sharks** — Nov. 11, 2008 (Nashville 4 @ Sharks 3 OT)

**Last Sharks Shootout Win** — March 19, 2009 (Nashville 2 @ Sharks 3)

**Last Sharks Shootout Loss** — Feb. 28, 2007 (Nashville 4 @ Sharks 3)

**Most Goals By Sharks** — 5, 4 times, MR, Dec. 29, 2007 (Sharks 5 @ Nashville 2)

**Most Goals By Nashville** — 7, Feb. 18, 2004 (Sharks 3 @ Nashville 7)

**Most Goals By Both Teams** — 10, Feb. 18, 2004 (Sharks 3 @ Nashville 7)

**Last Sharks Hat Trick** — Jonathan Cheechoo, Feb. 9, 2008 (Nashville 3 @ Sharks 4)

**Last Nashville Hat Trick** — Steve Sullivan, Feb 18, 2004 (Sharks 3 @ Nashville 7)

**Last Sharks Penalty Shot** — None

**Last Nashville Penalty Shot** — Martin Erat (Unsuccessful — Evgeni Nabokov), Feb. 28, 2007 (Nashville 4 @ Sharks 3 SO)

## 2008-09 PREDATORS LEADERS

|                       |   |
|-----------------------|---|
| <b>Goals</b>          | Jean-Pierre Dumont, 29  |
| <b>Assists</b>        | Jason Arnott, 44  |
| <b>Points</b>         | Jean-Pierre Dumont and Jason Arnott, 72                             |
| <b>Shots</b>          | Jason Arnott, 248   |
| <b>GAA</b>            | Pekka Rinne, 2.38   |
| <b>Wins</b>           | Pekka Rinne, 29   |
| <b>Losses</b>         | Pekka Rinne, 15   |
| <b>Shutouts</b>       | Pekka Rinne, 7  |
| <b>Save %</b>         | Pekka Rinne, .917   |
| <b>2008-09 Record</b> | 40-34-8, 88 pts.<br>5th/Central Division<br>10th/Western Conference |

## 2009 PLAYOFFS

Did not qualify

**PRUDENTIAL ARENA**

165 Mulberry Street  
Newark, N.J. 07102

**Phone:** 973-757-6100 • **Fax:** 973-757-6399

**CEO/G.M.:** Lou Lamoriello

**Coach:** Jacques Lemaire

**P.R.:** Mike Levine, Jeff Altstadter, Pete Albiert

**Press Box:** 973-757-6230

**PRACTICE FACILITY**

Amerihealth Pavilion  
165 Mulberry Street  
Newark, N.J. 07102

**Phone:** 973-757-6100  
**Fax:** 973-757-6399

**AHL AFFILIATE**

Lowell Devils



Zach Parise

**ALL-TIME RECORD**

| VS. NEW JERSEY     | W | L  | T | OL |
|--------------------|---|----|---|----|
| SJ ALL-TIME Record | 8 | 13 | 2 | 2  |
| SJ HOME            | 4 | 5  | 1 | 1  |
| SJ ROAD            | 4 | 8  | 1 | 1  |

**2008-09 RESULTS**

| DATE          | SITE | W        | L        | OT       | SJ       | OPP      |
|---------------|------|----------|----------|----------|----------|----------|
| 2/15/2009     | A    | 0        | 1        | 0        | 5        | 6        |
| <b>TOTALS</b> |      | <b>0</b> | <b>1</b> | <b>0</b> | <b>5</b> | <b>6</b> |

**NOTES**

- Martin Brodeur is 9-6-2 with a 2.31 goals-against average in 17 games against the Sharks.
- Patrick Elias has six goals in the last eight games vs. San Jose.
- On Nov. 25, 2006, San Jose shutout the Devils for the first time in 23 meetings, 2-0.
- Before the 2007-08 season, San Jose had not visited New Jersey since Nov. 5, 2003.

**Last Sharks Win** — Nov. 25, 2006 (N.J. 0 @ Sharks 2)

**Last New Jersey Win** — Feb. 15, 2009 (Sharks 5 @ N.J. 6)

**Last Sharks Shutout** — Nov. 25, 2006 (N.J. 0 @ Sharks 2)  
(Evgeni Nabokov)

**Last New Jersey Shutout** — March 29, 1993 (Sharks 0 @ N.J. 5)  
(Chris Terren)

**Last Sharks Win At Home** — Nov. 25, 2006 (N.J. 0 @ Sharks 2)

**Last New Jersey Win At Home** — Feb. 15, 2009 (Sharks 5 @ N.J. 6)

**Last Sharks Win At New Jersey** — Nov. 14, 2000 (Sharks 3 @ N.J. 2)

**Last New Jersey Win At Sharks** — Jan. 22, 2003 (N.J. 5 @ Sharks 4 OT)

**Last Sharks Overtime Win At Home** — Nov. 28, 1999 (N.J. 3 @ Sharks 4 OT)

**Last New Jersey Overtime Win At Home** — Nov. 5, 2003 (Sharks 2 @ N.J. 3 OT)

**Last Sharks Overtime Win At New Jersey** — None

**Last New Jersey Overtime Win At Sharks** — Jan. 22, 2003 (N.J. 5 @ Sharks 4 OT)

**Last Sharks Shootout Win** — None

**Last Sharks Shootout Loss** — None

**Most Goals By Sharks** — 5, Feb. 15, 2009 (Sharks 5 @ N.J. 6)

**Most Goals By New Jersey** — 9, Oct. 26, 1991 (Sharks 0 @ N.J. 9)

**Most Goals By Both Teams** — 11, Feb. 15, 2009 (Sharks 5 @ N.J. 6)

**Last Sharks Hat Trick** — None

**Last New Jersey Hat Trick** — Patrik Elias, Oct. 18, 2001 (Sharks 1 @ N.J. 6)

**Last Sharks Penalty Shot** — None

**Last New Jersey Penalty Shot** — None

**2008-09 DEVILS LEADERS**

|                       |  |
|-----------------------|--|
| <b>Goals</b>          | Zach Parise, 45  |
| <b>Assists</b>        | Zach Parise, 49  |
| <b>Points</b>         | Zach Parise, 94  |
| <b>Shots</b>          | Zach Parise, 364   |
| <b>GAA</b>            | Scott Clemmensen, 2.39   |
| <b>Wins</b>           | Scott Clemmensen, 25   |
| <b>Losses</b>         | Kevin Weekes, 7  |
| <b>Shutouts</b>       | Martin Brodeur, 5  |
| <b>Save %</b>         | Kevin Weekes, .920   |
| <b>2008-09 Record</b> | 51-27-4, 106 pts.<br>1st/Atlantic Division<br>3rd/Eastern Conference |

**2009 PLAYOFFS**

Eastern Conference Quarterfinals: Lost to Carolina, 4-3

**NASSAU VETERANS MEMORIAL COLISEUM**1255 Hempstead Turnpike  
Uniondale, N.Y. 11553**Phone:** 516-501-6700 • **Fax:** 516-501-6746**G.M.:** Garth Snow**Coach:** Scott Gordon**PR:** Seth Sylvan, Kimber Auerbach**Press Box:** 516-501-6792**PRACTICE FACILITY**Islanders Iceworks  
175 Underhill Blvd.  
Syosset, N.Y. 11741**Phone:** 516-496-2277**AHL AFFILIATE**

Bridgeport Sound Tigers

*Kyle Okposo***ALL-TIME RECORD**

| VS. NEW YORK ISLANDERS | W  | L  | T | OL |
|------------------------|----|----|---|----|
| SJ ALL-TIME Record     | 11 | 11 | 3 | 1  |
| SJ HOME                | 7  | 5  | 1 | 1  |
| SJ ROAD                | 4  | 6  | 2 | 0  |

**2008-09 RESULTS**

| DATE          | SITE | W        | L        | OT       | SJ       | OPP.     |
|---------------|------|----------|----------|----------|----------|----------|
| 1/3/2009      | H    | 1        | 0        | 0        | 5        | 3        |
| <b>TOTALS</b> |      | <b>1</b> | <b>0</b> | <b>0</b> | <b>5</b> | <b>3</b> |

**NOTES**

- San Jose is 7-3-1-1 in their last 12 meetings vs. the Islanders.
- No Sharks player has ever scored a hat trick against the Islanders.
- Before the 2007-08 season, San Jose had not visited Long Island since Oct. 20, 2001.

**Last Sharks Win** — Jan. 3, 2009 (Islanders 3 @ Sharks 5)**Last Islanders Win** — Feb. 18, 2008 (Sharks 2 @ Islanders 3)**Last Sharks Shutout** — Oct. 7, 2006 (Islanders 0 @ Sharks 2) (Evgeni Nabokov)**Last Islanders Shutout** — Feb. 19, 2003 (Sharks 0 @ Islanders 3) (Garth Snow)**Last Sharks Win At Home** — Jan. 3, 2009 (Islanders 3 @ Sharks 3)**Last Islanders Win At Home** — Feb. 18, 2008 (Sharks 2 @ Islanders 3)**Last Sharks Win At Islanders** — Nov. 11, 2000 (Sharks 4 @ Islanders 0)**Last Sharks Overtime Win At Home** — None**Last Islanders Overtime Win At Home** — None**Last Sharks Overtime Win At Islanders** — Jan. 2, 1999 (Sharks 4 @ Islanders 3 OT)**Last Islanders Overtime Win At Sharks** — Jan. 29, 2000 (Islanders 3 @ Sharks 2 OT)**Last Sharks Shootout Win** — None**Last Sharks Shootout Loss** — None**Most Goals By Sharks** — 5, 3 times, MR, Jan. 3, 2009 (Islanders 3 @ Sharks 5)**Most Goals By Islanders** — 8, Oct. 29, 1991 (Sharks 4 @ Islanders 8)**Most Goals By Both Teams** — 12, Oct. 29, 1991 (Sharks 4 @ Islanders 8)**Last Sharks Hat Trick** — None**Last Islanders Hat Trick** — Zigmund Palffy, Oct. 16, 1997 (Islanders 5 @ Sharks 2)**Last Sharks Penalty Shot** — None**Last Islanders Penalty Shot** — None**2008-09 ISLANDERS LEADERS**

|                       |                         |
|-----------------------|-------------------------|
| <b>Goals</b>          | Kyle Okposo, 18         |
| <b>Assists</b>        | Mark Streit, 40         |
| <b>Points</b>         | Mark Streit, 56         |
| <b>Shots</b>          | Andy Hilbert, 167       |
| <b>GAA</b>            | Yann Danis, 2.86        |
| <b>Wins</b>           | Joey McDonald, 14       |
| <b>Losses</b>         | Yann Danis, 17          |
| <b>Shutouts</b>       | Yann Danis, 2           |
| <b>Save %</b>         | Yann Danis, .910        |
| <b>2008-09 Record</b> | 26-47-9, 61 pts.        |
|                       | 5th/Atlantic Division   |
|                       | 15th/Eastern Conference |

**2009 PLAYOFFS**

Did not qualify





**MADISON SQUARE GARDEN**

14th Floor, Two Pennsylvania Plaza  
New York, N.Y. 10121

**Phone:** 212-465-6486 • **Fax:** 212-465-6494

**G.M.:** Glen Sather

**Coach:** John Tortorella

**P.R.:** John Rosasco, Brendan McIntyre, Dino Ticinelli

**Press Box:** 212-465-6761

**PRACTICE FACILITY**

711 Old Saw Mill River Road  
Tarrytown, N.Y. 10591

**AHL AFFILIATE**

Hartford Wolf Pack



*Brandon Dubinsky*

**ALL-TIME RECORD**

| VS. NEW YORK RANGERS | W | L  | T | OL |
|----------------------|---|----|---|----|
| SJ ALL-TIME Record   | 5 | 17 | 3 | 1  |
| SJ HOME              | 3 | 10 | 2 | 0  |
| SJ ROAD              | 2 | 7  | 1 | 1  |

**2008-09 RESULTS**

| DATE          | SITE | W        | L        | OT       | SJ       | OPP      |
|---------------|------|----------|----------|----------|----------|----------|
| 12/20/2008    | H    | 1        | 0        | 0        | 3        | 2        |
| <b>TOTALS</b> |      | <b>1</b> | <b>0</b> | <b>0</b> | <b>3</b> | <b>2</b> |

**NOTES**

- Neither team has registered a hat trick in the series.
- The Sharks have never shutout the Rangers.
- On Oct. 22, 2001, former Ranger Adam Graves got his first point of the season with the Sharks after an emotional pregame tribute at Madison Square Garden.
- On Nov. 11, 2002, Patrick Marleau scored on his first career penalty shot attempt in a 5-4 loss at San Jose against Dan Blackburn.
- On Feb. 17, 2008 at Madison Square Garden, Joe Thornton recorded his 500th assist.
- Before the 2007-08 season, San Jose had not visited Madison Square Garden since Dec. 16, 2002.

- Last Sharks Win** — Dec. 20, 2008 (Rangers 2 @ Sharks 3)
- Last Rangers Win** — Feb. 17, 2008 (Sharks 1 @ Rangers 3)
- Last Sharks Shutout** — None
- Last Rangers Shutout** — Feb. 22, 1993 (Rangers 4 @ Sharks 0) (John Vanbiesbrouck)
- Last Sharks Win At Home** — Dec. 20, 2008 (Rangers 2 @ Sharks 3)
- Last Rangers Win At Home** — Feb. 17, 2008 (Sharks 1 @ Rangers 3)
- Last Sharks Win At Rangers** — Oct. 22, 2001 (Sharks 5 @ Rangers 1)
- Last Rangers Win At Sharks** — Nov. 2, 2006 (Rangers 3 @ Sharks 1)
- Last Sharks Overtime Win At Home** — None
- Last Rangers Overtime Win At Home** — Dec. 16, 2002 (Sharks 1 @ Rangers 2 OT)
- Last Sharks Overtime Win At Rangers** — None
- Last Rangers Overtime Win At Sharks** — None
- Last Sharks Shootout Win** — None
- Last Sharks Shootout Loss** — None
- Most Goals By Sharks** — 5, Oct. 22, 2001 (Sharks 5 @ Rangers 1)
- Most Goals By Rangers** — 8, 2 times, MR, Jan. 25, 1994 (Rangers 8 @ Sharks 3)
- Most Goals By Both Teams** — 11, 2 times, MR, Jan. 10, 1996 (Sharks 4 @ Rangers 7)
- Last Sharks Hat Trick** — None
- Last Rangers Hat Trick** — None
- Last Sharks Penalty Shot** — Patrick Marleau (Successful — Dan Blackburn), Nov. 11, 2002 (Rangers 5 @ Sharks 4)
- Last Rangers Penalty Shot** — None

**2008-09 RANGERS LEADERS**

|                       |   |
|-----------------------|---|
| <b>Goals</b>          | Nik Antropov, 28  |
| <b>Assists</b>        | Scott Gomez, 42   |
| <b>Points</b>         | Nik Antropov, 59  |
| <b>Shots</b>          | Scott Gomez, 271  |
| <b>GAA</b>            | Henrik Lundqvist, 2.43  |
| <b>Wins</b>           | Henrik Lundqvist, 38  |
| <b>Losses</b>         | Henrik Lundqvist, 25  |
| <b>Shutouts</b>       | Henrik Lundqvist, 3   |
| <b>Save %</b>         | Stephen Valiquette, .916  |
| <b>2008-09 Record</b> | 43-30-9, 95 pts.<br>4th/Atlantic Division<br>7th/Eastern Conference |

**2009 PLAYOFFS**

**Eastern Conference Quarterfinals:** Lost to Washington, 4-3

**SCOTIABANK PLACE**1000 Palladium Drive  
Ottawa, Ontario K2V 1A5**Phone:** 613-599-0250 • **Fax:** 613-599-5562**G.M.:** Bryan Murray**Coach:** Cory Clouston**P.R.:** Phil Legault, Brian Morris, Chris Moore**Press Box:** 613-591-5436**PRACTICE FACILITY**Bell SensPlex  
1565 Maple Grove Road  
Ottawa, Ontario  
K2V 1A3**Phone:** 613-519-0363**AHL AFFILIATE**

Binghamton Senators



Mike Fisher

**ALL-TIME RECORD**

| VS. OTTAWA         | W | L | T | OL |
|--------------------|---|---|---|----|
| SJ ALL-TIME Record | 9 | 8 | 4 | 0  |
| SJ HOME            | 6 | 4 | 0 | 0  |
| SJ ROAD            | 3 | 4 | 4 | 0  |

**2008-09 RESULTS**

| DATE          | SITE | W        | L        | OT       | SJ       | OPP      |
|---------------|------|----------|----------|----------|----------|----------|
| 2/26/2009     | A    | 1        | 0        | 0        | 2        | 1        |
| <b>TOTALS</b> |      | <b>1</b> | <b>0</b> | <b>0</b> | <b>2</b> | <b>1</b> |

**NOTES**

- On March 6, 1997, Ed Belfour recorded San Jose's first shutout vs. Ottawa with a 2-0 win.
- At HP Pavilion on Oct. 18, 2003, Marian Hossa scored on a penalty shot against Evgeni Nabokov, the first-ever penalty shot between the two teams.
- On Jan. 12, 2006, the Sharks improved to 8-0 against the Eastern Conference in 2005-06 as Nabokov recorded his first shutout of the season in a 2-0 win.

- Last Sharks Win** — Feb. 26, 2009 (Sharks 2 @ Ottawa 1)
- Last Ottawa Win** — Oct. 18, 2003 (Ottawa 4 @ Sharks 1)
- Last Sharks Shutout** — Jan. 12, 2006 (Sharks 2 @ Ottawa 0) (Evgeni Nabokov)
- Last Ottawa Shutout** — Oct. 7, 1997 (Ottawa 1 @ Sharks 0) (Damien Rhodes)
- Last Sharks Win At Home** — March 5, 2008 (Ottawa 2 @ Sharks 3 OT)
- Last Ottawa Win At Home** — Dec. 19, 2002 (Sharks 3 @ Ottawa 9)
- Last Sharks Win At Ottawa** — Feb. 26, 2009 (Sharks 2 @ Ottawa 1)
- Last Ottawa Win At Sharks** — Oct. 18, 2003 (Ottawa 4 @ Sharks 1)
- Last Sharks Overtime Win At Home** — March 5, 2008 (Ottawa 2 @ Sharks 3 OT)
- Last Ottawa Overtime Win At Home** — None
- Last Sharks Overtime Win At Ottawa** — None
- Last Ottawa Overtime Win At Sharks** — None
- Last Sharks Shootout Win** — None
- Last Sharks Shootout Loss** — None
- Most Goals By Sharks** — 5, March 7, 2002 (Ottawa 2 @ Sharks 5)
- Most Goals By Ottawa** — 9, Dec. 19, 2002 (Sharks 3 @ Ottawa 9)
- Most Goals By Both Teams** — 12, 2 times, MR, Dec. 19, 2002 (Sharks 3 @ Ottawa 9)
- Last Sharks Hat Trick** — None
- Last Ottawa Hat Trick** — Daniel Alfredsson, March 1, 2001 (Sharks 4 @ Ottawa 8)
- Last Sharks Penalty Shot** — None
- Last Ottawa Penalty Shot** — Marian Hossa (Successful — Evgeni Nabokov), Oct. 18, 2003 (Ottawa 4 @ Sharks 1)

**2008-09 SENATORS LEADERS**

|                       |  |
|-----------------------|--|
| <b>Goals</b>          | Dany Heatley, 39   |
| <b>Assists</b>        | Daniel Alfredsson, 50  |
| <b>Points</b>         | Daniel Alfredsson, 74  |
| <b>Shots</b>          | Dany Heatley, 258  |
| <b>GAA</b>            | Alexander Auld, 2.47   |
| <b>Wins</b>           | Alexander Auld and Brian Elliott, 16                                   |
| <b>Losses</b>         | Brian Elliott, 8   |
| <b>Shutouts</b>       | Alexander Auld, Brian Elliott and Martin Gerber, 1                     |
| <b>Save %</b>         | Alexander Auld, .911   |
| <b>2008-09 Record</b> | 36-35-11, 83 pts.<br>4th/Northeast Division<br>11th/Eastern Conference |

**2009 PLAYOFFS**

Did not qualify



**WACHOVIA CENTER**

3601 S. Broad St.  
Philadelphia, Pa. 19148  
**Phone:** 215-465-4500 • **Fax:** 215-389-9403  
**G.M.:** Paul Holmgren  
**Coach:** John Stevens  
**P.R.:** Zack Hill, Joe Silville, Brian Smith  
**Press Box:** 215-336-3600 x 2115

**PRACTICE FACILITY**

The Virtua Center  
Flyers Skate Zone  
601 Laurel Oak Road  
Voorhees, N.J. 08043  
**Phone:** 856-309-4444

**AHL AFFILIATE**

Adirondack Phantoms



Jeff Carter

**ALL-TIME RECORD**

| VS. PHILADELPHIA   | W  | L  | T | OL |
|--------------------|----|----|---|----|
| SJ ALL-TIME Record | 10 | 13 | 4 | 0  |
| SJ HOME            | 5  | 7  | 2 | 0  |
| SJ ROAD            | 5  | 6  | 2 | 0  |

**2008-09 RESULTS**

| DATE          | SITE | W        | L        | OT       | SJ        | OPP       |
|---------------|------|----------|----------|----------|-----------|-----------|
| 10/18/2008    | H    | 1        | 0        | 0        | 5         | 4         |
| 10/22/2008    | A    | 1        | 0        | 0        | 7         | 6         |
| <b>TOTALS</b> |      | <b>2</b> | <b>0</b> | <b>0</b> | <b>12</b> | <b>10</b> |

**NOTES**

- San Jose and Philadelphia played a rare home-and-home series during the 2008-09 season. On Oct. 18, the Sharks won in overtime at home, 5-4. Then on Oct. 22 in Philadelphia, San Jose won in a shootout, 7-6.
- On Feb. 16, 2004, five different Sharks scored in a 5-2 victory at Philadelphia.
- In his 115th NHL game, Douglas Murray scored his first NHL goal in a 3-1 win on Feb. 21, 2008 at Philadelphia.
- The Sharks scored a franchise record four goals in the first period at Philadelphia on Oct. 22, 2008.
- The Sharks have never scored a hat trick against Philadelphia.

- Last Sharks Win** — Oct. 22, 2008 (Sharks 7 @ Philadelphia 6 SO)
- Last Philadelphia Win** — Dec. 21, 2000 (Sharks 3 @ Philadelphia 4)
- Last Sharks Shutout** — Oct. 16, 2003 (Philadelphia 0 @ Sharks 0) (Evgeni Nabokov)
- Last Philadelphia Shutout** — Oct. 16, 2003 (Philadelphia 0 @ Sharks 0) (Jeff Hackett)
- Last Sharks Win At Home** — Oct. 18, 2008 (Philadelphia 4 @ Sharks 5 OT)
- Last Philadelphia Win At Home** — Dec. 21, 2000 (Sharks 3 @ Philadelphia 4)
- Last Sharks Win At Philadelphia** — Oct. 22, 2008 (Sharks 7 @ Philadelphia 6 SO)
- Last Philadelphia Win At Sharks** — Nov. 5, 1999 (Philadelphia 3 @ Sharks 1)
- Last Sharks Overtime Win At Home** — Oct. 18, 2008 (Philadelphia 4 @ Sharks 5 OT)
- Last Philadelphia Overtime Win At Home** — None
- Last Sharks Overtime Win At Philadelphia** — Feb. 3, 1994 (Sharks 3 @ Philadelphia 2 OT)
- Last Philadelphia Overtime Win At Sharks** — Oct. 13, 1997 (Philadelphia 3 @ Sharks 2 OT)
- Last Sharks Shootout Win** — Oct. 22, 2008 (Sharks 7 @ Philadelphia 6 SO)
- Last Sharks Shootout Loss** — None
- Most Goals By Sharks** — 7, Oct. 18, 2008 (Sharks 7 @ Philadelphia 6 SO)
- Most Goals By Philadelphia** — 8, March 17, 1996 (Sharks 2 @ Philadelphia 8)
- Most Goals By Both Teams** — 13, Oct. 22, 2008 (Sharks 7 @ Philadelphia 6 SO)
- Last Sharks Hat Trick** — None
- Last Philadelphia Hat Trick** — John LeClair, March 17, 1996 (Sharks 2 @ Philadelphia 8)
- Last Sharks Penalty Shot** — None
- Last Philadelphia Penalty Shot** — None

**2008-09 FLYERS LEADERS**

|                       |  |
|-----------------------|--|
| <b>Goals</b>          | Jeff Carter, 46  |
| <b>Assists</b>        | Mike Richards, 50  |
| <b>Points</b>         | Jeff Carter, 84  |
| <b>Shots</b>          | Jeff Carter, 342   |
| <b>GAA</b>            | Martin Biron and Antero Niittymaki, 2.76                             |
| <b>Wins</b>           | Martin Biron, 29   |
| <b>Losses</b>         | Antero Niittymaki, 8   |
| <b>Shutouts</b>       | Martin Biron, 2  |
| <b>Save %</b>         | Martin Biron, .915   |
| <b>2008-09 Record</b> | 44-27-11, 99 pts.<br>3rd/Atlantic Division<br>5th/Eastern Conference |

**2009 PLAYOFFS**

Eastern Conference Quarterfinals: Lost to Pittsburgh, 4-2



## JOBING.COM ARENA

9400 W. Maryland Ave.  
Glendale, Ariz. 85305

Phone: 623-772-3200 • Fax: 623-872-2000

G.M.: Don Maloney

Coach: Wayne Gretzky

P.R.: Sergey Kocharov, Rob Crean

Press Box: 623-772-3598

## AHL AFFILIATE

San Antonio Rampage



Viktor Tikhonov

## ALL-TIME RECORD

| VS. PHOENIX        | W  | L  | T | OL |
|--------------------|----|----|---|----|
| SJ ALL-TIME Record | 45 | 36 | 7 | 6  |
| SJ HOME            | 23 | 16 | 4 | 4  |
| SJ ROAD All-Time   | 22 | 23 | 3 | 2  |
| WPG                | 4  | 7  | 3 | 0  |
| PHX                | 18 | 16 | 0 | 2  |

## 2008-09 RESULTS

| DATE          | SITE | W        | L        | OT       | SJ        | OPP       |
|---------------|------|----------|----------|----------|-----------|-----------|
| 11/9/2008     | A    | 0        | 1        | 0        | 2         | 4         |
| 11/29/2008    | A    | 1        | 0        | 0        | 3         | 2         |
| 1/29/2009     | H    | 1        | 0        | 0        | 2         | 0         |
| 3/17/2009     | A    | 0        | 1        | 0        | 3         | 4         |
| 3/28/2009     | H    | 1        | 0        | 0        | 3         | 2         |
| 4/9/2009      | H    | 0        | 1        | 0        | 1         | 4         |
| <b>TOTALS</b> |      | <b>3</b> | <b>3</b> | <b>0</b> | <b>14</b> | <b>16</b> |

## NOTES

- Jonathan Cheechoo and Patrick Marleau set franchise records in a 3-2 win at Phoenix on April 10, 2002. Cheechoo became the first Sharks player to score 50 goals (50th and 51st) in a season. Cheechoo and Marleau also surpassed Owen Nolan (84) for most points in a season (Marleau assisted on Cheechoo's 51st goal to give both 85 points).
- On Dec. 11, 2006, Marleau played in his 671st game, tying him with Mike Rathje for first on the Sharks all-time games played list.
- Jeremy Roenick scored his 500th goal in a 4-1 over Phoenix on Nov. 10, 2007. He became the 40th in NHL history and the third American-born player to reach this plateau.

**Last Sharks Win** — March 28, 2009 (Phoenix 2 @ Sharks 3)

**Last Phoenix Win** — April 9, 2009 (Phoenix 4 @ Sharks 1)

**Last Sharks Shutout** — Jan. 29, 2009 (Phoenix 0 @ Sharks 2) (Evgeni Nabokov)

**Last Phoenix Shutout** — Dec. 30, 2006 (Sharks 0 @ Phoenix 8) (Curtis Joseph)

**Last Sharks Win At Home** — March 28, 2009 (Phoenix 2 @ Sharks 3)

**Last Phoenix Win At Home** — March 17, 2009 (Sharks 3 @ Phoenix 4)

**Last Sharks Win At Phoenix** — Nov. 29, 2008 (Sharks 3 @ Phoenix 2)

**Last Phoenix Win At Sharks** — April 9, 2009 (Phoenix 4 @ Sharks 1)

**Last Sharks Overtime Win At Home** — March 28, 1995 (Winnipeg 5 @ Sharks 6 OT)

**Last Phoenix Overtime Win At Home** — March 25, 2008 (Sharks 4 @ Phoenix 5 OT)

**Last Sharks Overtime Win At Phoenix** — Feb. 12, 2006 (Sharks 5 @ Phoenix 4 OT)

**Last Phoenix Overtime Win At Sharks** — Dec. 20, 2007 (Phoenix 3 @ Sharks 2 OT)

**Last Sharks Shootout Win** — None

**Last Sharks Shootout Loss** — Dec. 20, 2007 (Phoenix 3 @ Sharks 2 SO)

**Most Goals By Sharks** — 9, March 29, 1994 (Winnipeg 4 @ Sharks 9)

**Most Goals By Phoenix** — 9, April 1, 1993 (Winnipeg 9 @ Sharks 5)

**Most Goals By Both Teams** — 14, April 1, 1993 (Winnipeg 9 @ Sharks 5)

**Last Sharks Hat Trick** — Joe Thornton, March 25, 2008 (Sharks 4 @ Phoenix 5 OT)

**Last Phoenix Hat Trick** — Jeremy Roenick, Dec. 30, 2006 (Sharks 0 @ Phoenix 8)

**Last Sharks Penalty Shot** — Joe Pavelski (Unsuccessful — Mikael Tellqvist), Nov. 12, 2007 (Phoenix 0 @ Sharks 5)

**Last Phoenix Penalty Shot** — None

## 2008-09 COYOTES LEADERS

|                       |   |
|-----------------------|---|
| Goals                 | Shane Doan, 31  |
| Assists               | Shane Doan, 42  |
| Points                | Shane Doan, 73  |
| Shots                 | Shane Doan, 230   |
| GAA                   | Ilya Bryzgalov, 2.98  |
| Wins                  | Ilya Bryzgalov, 26  |
| Losses                | Ilya Bryzgalov, 31  |
| Shutouts              | Ilya Bryzgalov, 3   |
| Save %                | Ilya Bryzgalov, .906  |
| <b>2008-09 Record</b> | 36-39-7, 79 pts.<br>4th/Pacific Division<br>13th/Western Conference |

## 2009 PLAYOFFS

Did not qualify



**MELLON ARENA**

66 Mario Lemieux Place  
Pittsburgh, Pa. 15219

**Phone:** 412-642-1300 • **Fax:** 412-642-1322

**G.M.:** Ray Shero

**Coach:** Dan Bylsma

**P.R.:** Erik Heasley, Frank Buonomo, Jennifer Bullano

**Press Box:** 412-642-1810

**AHL AFFILIATE**

Wilkes-Barre/  
Scranton Penguins



*Brooks Orpik*

**ALL-TIME RECORD**

| VS. PITTSBURGH     | W  | L  | T | OL |
|--------------------|----|----|---|----|
| SJ ALL-TIME Record | 12 | 10 | 3 | 1  |
| SJ HOME            | 7  | 6  | 2 | 0  |
| SJ ROAD            | 5  | 4  | 1 | 1  |

**2008-09 RESULTS**

| DATE          | SITE | W        | L        | OT       | SJ       | OPP      |
|---------------|------|----------|----------|----------|----------|----------|
| 10/28/2008    | H    | 1        | 0        | 0        | 2        | 1        |
| 2/11/2009     | A    | 0        | 0        | 1        | 1        | 2        |
| <b>TOTALS</b> |      | <b>1</b> | <b>0</b> | <b>0</b> | <b>3</b> | <b>3</b> |

**NOTES**

- Mario Lemieux scored 49 points (17 goals and 32 assists) in 14 games against San Jose. He had five multi-goal games against the Sharks, but never recorded a hat trick.
- On Jan. 13, 1996 at Pittsburgh, San Jose established a franchise record for most goals in a game (10) as the Sharks won, 10-8. The record was tied on March 30, 2002 vs. Columbus.
- San Jose didn't have a power play opportunity (a franchise first) in their 4-1 loss at Pittsburgh on Nov. 23, 2002.
- On Feb. 27, 2004, Vincent Damphousse played in his 229th consecutive game, breaking the franchise record (228) held by Mike Ricci.

**Last Sharks Win** — Oct. 28, 2008 (Pittsburgh 1 @ Sharks 2)

**Last Pittsburgh Win** — Feb. 11, 2009 (Sharks 1 @ Pittsburgh 2 SO)

**Last Sharks Shutout** — Nov. 29, 2001 (Pittsburgh 0 @ Sharks 5) (Evgeni Nabokov)

**Last Pittsburgh Shutout** — Dec. 13, 1996 (Pittsburgh 4 @ Sharks 0) (Patrick Lalime)

**Last Sharks Win At Home** — Oct. 28, 2008 (Pittsburgh 1 @ Sharks 2)

**Last Pittsburgh Win At Home** — Feb. 11, 2009 (Sharks 1 @ Pittsburgh 2 SO)

**Last Sharks Win At Pittsburgh** — Feb. 24, 2008 (Sharks 2 @ Pittsburgh 1 SO)

**Last Pittsburgh Win At Sharks** — Oct. 22, 1997 (Pittsburgh 5 @ Sharks 2)

**Last Sharks Overtime Win At Home** — None

**Last Pittsburgh Overtime Win At Home** — None

**Last Sharks Overtime Win At Pittsburgh** — None

**Last Pittsburgh Overtime Win At Sharks** — None

**Last Sharks Shootout Win** — Feb. 24, 2008 (Sharks 2 @ Pittsburgh 1 SO)

**Last Sharks Shootout Loss** — Feb. 11, 2009 (Sharks 1 @ Pittsburgh 2 SO)

**Most Goals By Sharks** — 10, Jan. 13, 1996 (Sharks 10 @ Pittsburgh 8)

**Most Goals By Pittsburgh** — 10, Dec. 17, 1991 (Sharks 2 @ Pittsburgh 10)

**Most Goals By Both Teams** — 18, Jan. 13, 1996 (Sharks 10 @ Pittsburgh 8)

**Last Sharks Hat Trick** — Ray Sheppard, Jan. 13, 1996 (Sharks 10 @ Pittsburgh 8)

**Last Pittsburgh Hat Trick** — Ron Francis, Nov. 10, 1995 (Pittsburgh 9 @ Sharks 1)

**Last Sharks Penalty Shot** — None

**Last Pittsburgh Penalty Shot** — Martin Straka

(Unsuccessful — Evgeni Nabokov), Nov. 1, 2000 (Pittsburgh 2 @ Sharks 3)

**2008-09 PENGUINS LEADERS**

|                       |                              |
|-----------------------|------------------------------|
| <b>Goals</b>          | Evgeni Malkin, 35            |
| <b>Assists</b>        | Evgeni Malkin, 78            |
| <b>Points</b>         | Evgeni Malkin, 113           |
| <b>Shots</b>          | Evgeni Malkin, 290           |
| <b>GAA</b>            | Marc-Andre Fleury, 2.67      |
| <b>Wins</b>           | Marc-Andre Fleury, 38        |
| <b>Losses</b>         | Marc-Andre Fleury, 18        |
| <b>Shutouts</b>       | Marc-Andre Fleury, 4         |
| <b>Save %</b>         | Ty Conklin, .912             |
| <b>2008-09 Record</b> | 45-28-9, 99 pts.             |
|                       | 2nd/Atlantic Division        |
|                       | 4th/Eastern Conference       |
|                       | Eastern Conference Champions |
|                       | Stanley Cup Champions        |

**2009 PLAYOFFS**

**Eastern Conference Quarterfinals:** Defeated Philadelphia, 4-2

**Eastern Conference Semifinals:** Defeated Washington, 4-3

**Eastern Conference Finals:** Defeated Carolina, 4-0

**Stanley Cup Finals:** Defeated Detroit, 4-3



## SCOTTRADE CENTER

1401 Clark Ave.  
St. Louis, Mo. 63103  
**Phone:** 314-622-2500 • **Fax:** 314-622-2582  
**President of Hockey Operations/Alternate Governor:** John Davidson  
**G.M.:** Larry Pleau  
**Coach:** Andy Murray  
**P.R.:** Mike Caruso, Rich Jankowski  
**Press Box:** 314-589-5300

## PRACTICE FACILITY

St. Louis Mills Ice Zone  
5555 St. Louis Mills Road  
Hazelwood, Mo. 63042  
**Phone:** 314-227-5288

## AHL AFFILIATE

Peoria Rivermen



T.J. Oshie

## ALL-TIME RECORD

| VS. ST. LOUIS      | W  | L  | T | OL |
|--------------------|----|----|---|----|
| SJ ALL-TIME Record | 25 | 37 | 2 | 4  |
| SJ HOME            | 10 | 19 | 1 | 2  |
| SJ ROAD            | 15 | 18 | 1 | 2  |

## 2008-09 RESULTS

| DATE          | SITE | W        | L        | OT       | SJ        | OPP       |
|---------------|------|----------|----------|----------|-----------|-----------|
| 11/6/2008     | H    | 1        | 0        | 0        | 5         | 4         |
| 12/13/2008    | H    | 1        | 0        | 0        | 5         | 4         |
| 12/27/2008    | A    | 0        | 0        | 1        | 2         | 3         |
| 3/12/2009     | A    | 0        | 1        | 0        | 1         | 3         |
| <b>TOTALS</b> |      | <b>2</b> | <b>1</b> | <b>1</b> | <b>13</b> | <b>14</b> |

## NOTES

- No Sharks player has posted a hat trick against the Blues.
- On Nov. 4, 1995, San Jose scored five goals in 13 minutes and 13 seconds, setting a franchise record for the fastest five goals scored in a game.
- On March 11, 2003, in San Jose, Miroslav Zalesak registered his first NHL goal on his first NHL shot in a 4-2 loss.
- On Feb. 29, 2004, Evgeni Nabokov recorded his eighth shutout of the season and 25th in the NHL, setting a single-season career and franchise record.
- San Jose set a franchise mark with their 11th consecutive win in a 4-1 decision over the Blues on March 14, 2008.
- Patrick Marleau broke his previous record for most goals in a season (34) by scoring a goal (35) at St. Louis on March 12, 2009.

**Last Sharks Win** — Dec. 13, 2008 (St. Louis 4 @ Sharks 5)

**Last St. Louis Win** — March 12, 2009 (Sharks 1 @ St. Louis 3)

**Last Sharks Shutout** — March 1, 2008 (Sharks 2 @ St. Louis 0) (Brian Boucher)

**Last St. Louis Shutout** — Jan. 20, 2007 (St. Louis 1 @ San Jose 0) (Manny Legace)

**Last Sharks Win At Home** — Dec. 13, 2008 (St. Louis 4 @ Sharks 5)

**Last St. Louis Win At Home** — March 12, 2009 (Sharks 1 @ St. Louis 3)

**Last Sharks Win At St. Louis** — March 1, 2008 (Sharks 2 @ St. Louis 0)

**Last St. Louis Win At Sharks** — Jan. 20, 2007 (St. Louis 1 @ Sharks 0)

**Last Sharks Overtime Win At Home** — Oct. 5, 2006 (St. Louis 4 @ Sharks 5 OT)

**Last St. Louis Overtime Win At Home** — Dec. 30, 1999 (Sharks 1 @ St. Louis 2 OT)

**Last Sharks Overtime Win At St. Louis** — None

**Last St. Louis Overtime Win At Sharks** — Nov. 13, 2003 (St. Louis 4 @ Sharks 3 OT)

**Last Sharks Shootout Win** — Nov. 6, 2008 (St. Louis 4 @ Sharks 5 SO)

**Last Sharks Shootout Loss** — Dec. 27, 2008 (Sharks 2 @ St. Louis 3 SO)

**Most Goals By Sharks** — 7, 2 times, MR, Oct. 8, 2005 (Sharks 7 @ St. Louis 6)

**Most Goals By St. Louis** — 7, Feb. 26, 2001 (Sharks 2 @ St. Louis 7)

**Most Goals By Both Teams** — 13, Oct. 8, 2005 (Sharks 7 @ St. Louis 6)

**Last Sharks Hat Trick** — None

**Last St. Louis Hat Trick** — Bill Guerin, Feb. 13, 2007 (Sharks 6 @ St. Louis 5)

**Last Sharks Penalty Shot** — Patrick Marleau (Successful — Hannu Toivonen), March 14, 2008 (St. Louis 1 @ Sharks 4)

**Last St. Louis Penalty Shot** — Sergei Varlamov (Unsuccessful — Evgeni Nabokov), Jan. 8, 2002 (Blues 6 @ Sharks 2)

## 2008-09 BLUES LEADERS

|                       |   |
|-----------------------|---|
| <b>Goals</b>          | Brad Boyes, 33  |
| <b>Assists</b>        | Brad Boyes, 39  |
| <b>Points</b>         | Brad Boyes, 72  |
| <b>Shots</b>          | Brad Boyes, 220   |
| <b>GA</b>             | Chris Mason, 2.41   |
| <b>Wins</b>           | Chris Mason, 27   |
| <b>Losses</b>         | Manny Legace, 9   |
| <b>Shutouts</b>       | Chris Mason, 6  |
| <b>Save %</b>         | Chris Mason, .916   |
| <b>2008-09 Record</b> | 41-31-10, 92 pts.<br>3rd/Central Division<br>6th/Western Conference |

## 2009 PLAYOFFS

**Western Conference Quarterfinals:** Lost to Vancouver, 4-0

**ST. PETE TIMES FORUM**

401 Channelside Drive  
Tampa, Fla. 33602

**Phone:** 813-301-6500 • **Fax:** 813-301-1487

**V.P. of Hockey Operations:** Brian Lawton

**Coach:** Rick Tocchet

**P.R.:** Bill Wickett, Brian Breseman

**Press Box:** 813-301-6873, 6874

**PRACTICE FACILITY**

Ice Sports Forum  
10222 Elizabeth Place  
Brandon, Fla. 33619

**Phone:** 813-684-7825

**Fax:** 813-655-0642

**AHL AFFILIATE**

Norfolk Admirals



Ryan Malone

**ALL-TIME RECORD**

| VS. TAMPA BAY      | W  | L  | T | OL |
|--------------------|----|----|---|----|
| SJ ALL-TIME Record | 11 | 12 | 2 | 1  |
| SJ HOME            | 5  | 6  | 1 | 0  |
| SJ ROAD            | 6  | 6  | 1 | 1  |

**2008-09 RESULTS**

| DATE          | SITE | W        | L        | OT       | SJ        | OPP      |
|---------------|------|----------|----------|----------|-----------|----------|
| 10/25/2008    | A    | 1        | 0        | 0        | 3         | 0        |
| 1/13/2009     | H    | 1        | 0        | 0        | 7         | 1        |
| <b>TOTALS</b> |      | <b>2</b> | <b>0</b> | <b>0</b> | <b>10</b> | <b>1</b> |

**NOTES**

- In San Jose on March 24, 2003, Martin St. Louis was awarded the first penalty shot between the two teams, which was unsuccessful, against Evgeni Nabokov in a 4-1 Sharks loss.
- Vesa Toskala earned his fifth straight win as a starter in a 3-1 win over the Lightning at HP Pavilion on Jan. 16, 2006.
- On Oct. 29, 2006, San Jose snapped a two-game losing streak in a 4-2 win at Tampa Bay. Joe Thornton scored his first goal of the season while Ryane Clowe potted his first NHL goal.

**Last Sharks Win** — Jan. 13, 2009 (Tampa Bay 1 @ Sharks 7)

**Last Tampa Bay Win** — March 24, 2003 (Tampa Bay 2 @ Sharks 1)

**Last Sharks Shutout** — Oct. 25, 2008 (Sharks 3 @ Tampa Bay 0) (Brian Boucher)

**Last Tampa Bay Shutout** — None

**Last Sharks Win At Home** — Jan. 13, 2009 (Tampa Bay 1 @ Sharks 7)

**Last Tampa Bay Win At Home** — Nov. 15, 2002 (Sharks 2 @ Tampa Bay 4)

**Last Sharks Win At Tampa Bay** — Oct. 25, 2008 (Sharks 3 @ Tampa Bay 0)

**Last Tampa Bay Win At Sharks** — March 24, 2003 (Tampa Bay 2 @ Sharks 1)

**Last Sharks Overtime Win At Home** — None

**Last Tampa Bay Overtime Win At Home** — March 6, 2001 (Sharks 1 @ Tampa Bay 2 OT)

**Last Sharks Overtime Win At Tampa Bay** — None

**Last Tampa Bay Overtime Win At Sharks** — Dec. 16, 1992 (Tampa Bay 5 @ Sharks 4 OT)

**Last Sharks Shootout Win** — None

**Last Sharks Shootout Loss** — None

**Most Goals By Sharks** — 8, Feb. 8, 2000 (Sharks 8 @ Tampa Bay 0)

**Most Goals By Tampa Bay** — 7, March 1, 1996 (Tampa Bay 7 @ Sharks 3)

**Most Goals By Both Teams** — 10, March 1, 1996 (Tampa Bay 7 @ Sharks 3)

**Last Sharks Hat Trick** — None

**Last Tampa Bay Hat Trick** — Brian Bellows, Jason Weimer, March 1, 1996 (Tampa Bay 7 @ Sharks 3)

**Last Sharks Penalty Shot** — None

**Last Tampa Bay Penalty Shot** — Martin St. Louis (Unsuccessful — Evgeni Nabokov), March 24, 2003 (Tampa Bay 4 @ Sharks 1)

**2008-09 LIGHTNING LEADERS**

|                       |  |
|-----------------------|--|
| <b>Goals</b>          | Martin St. Louis, 30   |
| <b>Assists</b>        | Martin St. Louis, 50   |
| <b>Points</b>         | Martin St. Louis, 80   |
| <b>Shots</b>          | Vincent Lecavalier, 291  |
| <b>GAA</b>            | Mike Smith, 2.62   |
| <b>Wins</b>           | Mike Smith, 14   |
| <b>Losses</b>         | Mike Smith, 18   |
| <b>Shutouts</b>       | Mike Smith, 2  |
| <b>Save %</b>         | Mike Smith, .916   |
| <b>2008-09 Record</b> | 24-40-18, 66 pts.<br>5th/Southeast Division<br>14th/Eastern Conference |

**2009 PLAYOFFS**

Did not qualify



## AIR CANADA CENTRE

40 Bay Street, Suite 400  
Toronto, Ontario M5J 2X2

**Phone:** 416-815-5700 • **Fax:** 416-359-9331

**G.M.:** Brian Burke

**Coach:** Ron Wilson

**P.R.:** Pat Park, Craig Downey, Aaron Gogishvili

**Press Box:** 416-815-5702

## PRACTICE FACILITY

Lake Shore Lions Arena  
300 Birmingham Street  
Etobicoke, Ontario  
M8V 2E6

**Phone:** 416-251-5219

## AHL AFFILIATE

Toronto Marlies



Luke Schenn

## ALL-TIME RECORD

| VS. TORONTO        | W  | L  | T | OL |
|--------------------|----|----|---|----|
| SJ ALL-TIME Record | 12 | 19 | 5 | 0  |
| SJ HOME            | 7  | 7  | 3 | 0  |
| SJ ROAD            | 5  | 12 | 2 | 0  |

## 2008-09 RESULTS

| DATE          | SITE | W        | L        | OT       | SJ       | OPP      |
|---------------|------|----------|----------|----------|----------|----------|
| 12/2/2008     | H    | 1        | 0        | 0        | 5        | 2        |
| <b>TOTALS</b> |      | <b>1</b> | <b>0</b> | <b>0</b> | <b>5</b> | <b>2</b> |

## NOTES

- The Sharks are 5-3-2-0 in their last 10 games vs. Toronto.
- On Nov. 4, 1997 in San Jose, the Sharks and Maple Leafs played to a 0-0 tie, the last shutout by either team in the series.
- Eight of the last 12 games in this series have been played in Toronto.

**Last Sharks Win** — Dec. 12, 2008 (Toronto 2 @ Sharks 5)

**Last Toronto Win** — Jan. 29, 2002 (Sharks 3 @ Toronto 4)

**Last Sharks Shutout** — Nov. 4, 1997 (Toronto 0 @ Sharks 0)  
(Mike Vernon)

**Last Toronto Shutout** — Nov. 4, 1997 (Toronto 0 @ Sharks 0)  
(Glenn Healy and Marcel Cousineau)

**Last Sharks Win At Home** — Dec. 12, 2008 (Toronto 2 @ Sharks 5)

**Last Toronto Win At Home** — Jan. 29, 2002 (Sharks 3 @ Toronto 4)

**Last Sharks Win At Toronto** — Dec. 3, 2005 (Sharks 5 @ Toronto 4)

**Last Toronto Win At Sharks** — March 25, 1997 (Toronto 2 @ Sharks 1)

**Last Sharks Overtime Win At Home** — None

**Last Toronto Overtime Win At Home** — None

**Last Sharks Overtime Win At Toronto** — None

**Last Toronto Overtime Win At Sharks** — None

**Last Sharks Shootout Win** — None

**Last Sharks Shootout Loss** — None

**Most Goals By Sharks** — 8, March 24, 1999 (Sharks 8 @ Toronto 5)

**Most Goals By Toronto** — 7, 2 times, MR, Oct. 17, 1995 (Sharks 2 @ Toronto 7)

**Most Goals By Both Teams** — 13, March 24, 1999 (Sharks 8 @ Toronto 5)

**Last Sharks Hat Trick** — None

**Last Toronto Hat Trick** — None

**Last Sharks Penalty Shot** — Marco Sturm (Unsuccessful — Mikael Tellqvist), Nov. 15, 2003 (Toronto 2 @ Sharks 2)

**Last Toronto Penalty Shot** — Mats Sundin (Successful — Arturs Irbe), March 15, 1995 (Toronto 2 @ Sharks 1)

## 2008-09 MAPLE LEAFS LEADERS

|                       |  |
|-----------------------|--|
| <b>Goals</b>          | Jason Blake, 25  |
| <b>Assists</b>        | Matt Stajan, 40  |
| <b>Points</b>         | Jason Blake, 63  |
| <b>Shots</b>          | Jason Blake, 302   |
| <b>GAA</b>            | Vesa Toskala, 2.26   |
| <b>Wins</b>           | Vesa Toskala, 22   |
| <b>Losses</b>         | Curtis Joseph, 9   |
| <b>Shutouts</b>       | Vesa Toskala, 1  |
| <b>Save %</b>         | Vesa Toskala, .891   |
| <b>2008-09 Record</b> | 34-35-13, 81 pts.<br>5th/Northeast Division<br>12th/Eastern Conference |

## 2009 PLAYOFFS

Did not qualify



**GENERAL MOTORS PLACE**

800 Griffiths Way  
Vancouver, British Columbia  
V6B 6G1

**Phone:** 604-899-4600 • **Fax:** 604-899-4640

**G.M.:** Michael D. Gillis

**Coach:** Alain Vigneault

**P.R.:** T.C. Carling, Ben Brown, Stephanie Maniago, Jen Herrington

**PRACTICE FACILITY**

TBD

**AHL AFFILIATE**

Manitoba Moose



Ryan Kesler

**ALL-TIME RECORD**

| VS. VANCOUVER      | W  | L  | T | OL |
|--------------------|----|----|---|----|
| SJ ALL-TIME Record | 33 | 37 | 9 | 3  |
| SJ HOME            | 18 | 17 | 5 | 2  |
| SJ ROAD            | 15 | 20 | 4 | 1  |

**2008-09 RESULTS**

| DATE          | SITE | W        | L        | OT       | SJ        | OPP      |
|---------------|------|----------|----------|----------|-----------|----------|
| 12/23/2008    | H    | 1        | 0        | 0        | 5         | 0        |
| 1/10/2009     | A    | 1        | 0        | 0        | 4         | 2        |
| 1/20/2009     | H    | 1        | 0        | 0        | 2         | 1        |
| 3/7/2009      | A    | 0        | 1        | 0        | 1         | 3        |
| <b>TOTALS</b> |      | <b>3</b> | <b>1</b> | <b>0</b> | <b>12</b> | <b>6</b> |

**NOTES**

- On Nov. 5, 2000 at Vancouver, Scott Thornton scored two goals in 22 seconds, then the fastest two goals by a Sharks player.
- On Nov. 3, 2001, San Jose scored three goals (Jeff Jillson, Scott Thornton and Marco Sturm) in 36 seconds — a franchise record for the fastest three goals scored.
- The Sharks swept all four games in 2001-02 — the first time either team swept the season series.
- On March 9, 2007, Evgeni Nabokov's franchise record shootout streak was stopped at 166 minutes, seven seconds (166:07) when Taylor Pyatt scored in the third period. That goal also ended a team shootout streak of 167:16 (also a franchise record).

**Last Sharks Win** — Jan. 20, 2009 (Vancouver 1 @ Sharks 2 OT)

**Last Vancouver Win** — March 7, 2009 (Sharks 1 @ Vancouver 3)

**Last Sharks Shutout** — Dec. 23, 2008 (Vancouver 0 @ Sharks 5) (Evgeni Nabokov)

**Last Vancouver Shutout** — Feb. 8, 2001 (Sharks 0 @ Vancouver 0) (Bob Essesna)

**Last Sharks Win At Home** — Jan. 20, 2009 (Vancouver 1 @ Sharks 2 OT)

**Last Vancouver Win At Home** — March 7, 2009 (Sharks 1 @ Vancouver 3)

**Last Sharks Win At Vancouver** — Jan. 10, 2009 (Sharks 4 @ Vancouver 2)

**Last Vancouver Win At Sharks** — April 7, 2007 (Vancouver 4 @ Sharks 3 OT)

**Last Sharks Overtime Win At Home** — Jan. 20, 2009 (Vancouver 1 @ Sharks 2 OT)

**Last Vancouver Overtime Win At Home** — Feb. 26, 2004 (Sharks 2 @ Vancouver 3 OT)

**Last Sharks Overtime Win At Vancouver** — April 12, 2006 (Sharks 5 @ Vancouver 4 OT)

**Last Vancouver Overtime Win At Sharks** — April 7, 2007 (Vancouver 4 @ Sharks 3 OT)

**Last Sharks Shootout Win** — None

**Last Sharks Shootout Loss** — None

**Most Goals By Sharks** — 7, 4 times, MR, March 10, 2002 (Sharks 7 @ Vancouver 4)

**Most Goals By Vancouver** — 8, 2 times, MR, Dec. 18, 1992 (Sharks 1 @ Vancouver 8)

**Most Goals By Both Teams** — 13, Oct. 14, 1995 (Vancouver 7 @ Sharks 6)

**Last Sharks Hat Trick** — Vincent Damphousse, April 3, 1999 (Vancouver 2 @ Sharks 5)

**Last Vancouver Hat Trick** — Markus Naslund, Oct. 21, 2002 (Vancouver 5 @ Sharks 2)

**Last Sharks Penalty Shot** — Owen Nolan (Unsuccessful — Garth Snow), Dec. 26, 1998, (Vancouver 0 @ Sharks 2)

**Last Vancouver Penalty Shot** — Pavel Bure (Successful — Mike Vernon), Nov. 12, 1997 (Vancouver 5 @ Sharks 2)

**2008-09 CANUCKS LEADERS**

|                       |  |
|-----------------------|--|
| <b>Goals</b>          | Daniel Sedin, 31   |
| <b>Assists</b>        | Henrik Sedin, 60   |
| <b>Points</b>         | Daniel Sedin and Henrik Sedin, 82                                      |
| <b>Shots</b>          | Daniel Sedin, 285  |
| <b>GAA</b>            | Roberto Luongo, 2.34   |
| <b>Wins</b>           | Roberto Luongo, 33   |
| <b>Losses</b>         | Curtis Sanford, 8  |
| <b>Shutouts</b>       | Roberto Luongo, 9  |
| <b>Save %</b>         | Roberto Luongo, .920   |
| <b>2008-09 Record</b> | 45-27-10, 100 pts.<br>1st/Northwest Division<br>3rd/Western Conference |

**2009 PLAYOFFS**

**Western Conference Quarterfinals:** Defeated St. Louis, 4-0

**Western Conference Semifinals:** Lost to Chicago, 4-2



## VERIZON CENTER

601 F St. NW  
Washington, D.C. 20004  
**Phone:** 202-266-2200 • **Fax:** 202-266-2360  
**G.M.:** George McPhee  
**Coach:** Bruce Boudreau  
**P.R.:** Nate Ewell, Paul Rovnak  
**Press Box:** 202-628-3200, x7600

## OFFICE/PRACTICE FACILITY

Kettler Capitals Iceplex  
627 N. Glebe Road  
Suite 850  
Arlington, Va. 22203  
**Office:** 202-266-2200

## AHL AFFILIATE

Hershey Bears



Mike Green

## ALL-TIME RECORD

| VS. WASHINGTON     | W  | L | T | OL |
|--------------------|----|---|---|----|
| SJ ALL-TIME Record | 16 | 8 | 1 | 0  |
| SJ HOME            | 8  | 3 | 1 | 0  |
| SJ ROAD            | 8  | 5 | 0 | 0  |

## 2008-09 RESULTS

| DATE          | SITE | W        | L        | OT       | SJ       | OPP      |
|---------------|------|----------|----------|----------|----------|----------|
| 11/22/2008    | H    | 1        | 0        | 0        | 7        | 2        |
| <b>TOTALS</b> |      | <b>1</b> | <b>0</b> | <b>0</b> | <b>7</b> | <b>2</b> |

## NOTES

- On Dec. 18, 2000, Todd Harvey scored the franchise's 2,000th goal in a 5-3 victory at Washington.
- On Feb. 21, 2007, Jonathan Cheechoo scored his 200th point with an assist on Matt Carle's game-tying goal. Cheechoo also added the game-winning shootout goal.
- On Nov. 22, 2008 at San Jose, Rob Blake tied a career high with four assists in a 7-2 victory over the Capitals. Seven Sharks each had a two-point game.

- Last Sharks Win** — Nov. 22, 2008 (Washington 2 @ Sharks 7)
- Last Washington Win** — Feb. 20, 1999 (Sharks 1 @ Washington 3)
- Last Sharks Shutout** — Dec. 14, 2002 (Washington 0 @ Sharks 2) (Evgeni Nabokov)
- Last Washington Shutout** — None
- Last Sharks Win At Home** — Nov. 22, 2008 (Washington 2 @ Sharks 7)
- Last Washington Win At Home** — Feb. 20, 1999 (Sharks 1 @ Washington 3)
- Last Sharks Win At Washington** — Feb. 21, 2007 (Sharks 3 @ Washington 2 SO)
- Last Washington Win At Sharks** — Oct. 30, 1993 (Washington 4 @ Sharks 2)
- Last Sharks Overtime Win At Home** — None
- Last Washington Overtime Win At Home** — None
- Last Sharks Overtime Win At Washington** — None
- Last Washington Overtime Win At Sharks** — None
- Last Sharks Shootout Win** — Feb. 21, 2007 (Sharks 3 @ Washington 2 SO)
- Last Sharks Shootout Loss** — None
- Most Goals By Sharks** — 7, Nov. 22, 2008 (Washington 2 @ Sharks 7)
- Most Goals By Washington** — 6, Feb. 9, 1992 (Sharks 2 @ Washington 6)
- Most Goals By Both Teams** — 9, Nov. 22, 2008 (Washington 2 @ Sharks 7)
- Last Sharks Hat Trick** — Todd Harvey, Dec. 18, 2000 (Sharks 5 @ Washington 3)
- Last Washington Hat Trick** — John Druce, Feb. 9, 1992 (Sharks 2 @ Washington 6)
- Last Sharks Penalty Shot** — Jeff Friesen (Successful — Jim Carey), Dec. 2, 1995 (Washington 3 @ Sharks 5)
- Last Washington Penalty Shot** — None

## 2008-09 CAPITALS LEADERS

|                       |                         |
|-----------------------|-------------------------|
| <b>Goals</b>          | Alexander Ovechkin, 56  |
| <b>Assists</b>        | Nicklas Backstrom, 66   |
| <b>Points</b>         | Alexander Ovechkin, 110 |
| <b>Shots</b>          | Alexander Ovechkin, 528 |
| <b>GAA</b>            | Brent Johnson, 2.81     |
| <b>Wins</b>           | Jose Theodore, 32       |
| <b>Losses</b>         | Brent Johnson, 6        |
| <b>Shutouts</b>       | Jose Theodore, 2        |
| <b>Save %</b>         | Brent Johnson, .908     |
| <b>2008-09 Record</b> | 50-24-8, 108 pts.       |
|                       | 1st/Southeast Division  |
|                       | 2nd/Eastern Conference  |

## 2009 PLAYOFFS

**Eastern Conference Quarterfinals:** Defeated N.Y. Rangers, 4-3  
**Eastern Conference Semifinals:** Lost to Pittsburgh, 4-3



## ***IN MEMORIAM***

***Frank Jirik, who passed away this past April, was one of the leading men responsible for the creation, vision and construction of HP Pavilion at San Jose. He was also credited with assembling the building's management team, which has played a major role in making HP Pavilion at San Jose one of North America's most successful entertainment venues.***

**S**ince arriving in the Bay Area in 1990, the San Jose Sharks have taken a vested interest in their community. Their mission states: "The San Jose Sharks Fan Development Department is committed to providing high quality, Sharks-specific hockey experiences for all ages and abilities in an effort to cultivate, nurture and create new hockey fans. Working in conjunction with SVS&E Business Operations and the Hockey Department, the programming platform will incorporate hands-on instruction, interactive experiences and leverage mascot, player, coaching and executive integration. Through our efforts, we will deliver a professional message in a fun and safe environment in order to positively impact the long-term, well-being of our franchise." Grass roots hockey programs, a mascot program, educational hockey classes and a kids club are only a few of the organization's innovations. Among its current programs are:

## SAN JOSE SHARKS SUMMER HOCKEY SCHOOLS

Every year, the San Jose Sharks conduct the Sharks Summer Hockey Schools at Sharks Ice at San Jose. These camps include both a youth and an adult hockey series. An elite staff of professional instructors from the Sharks organization brings considerable expertise to hundreds of hockey players each summer. The 2009 Summer Hockey School staff was led by Roy Sommer, head coach of the Worcester Sharks, the Sharks top developmental affiliate in the American Hockey League. In addition to Sommer, camp instructors included Worcester Assistant Coach David Cuniff and former Sharks Assistant Coach Derek Eisler. Numerous Sharks players as well as S.J. Sharkie also appeared during the summer camp sessions. For more information, call 408-999-6767.



## "SHARK FOR A DAY" FANTASY CAMP

We're all San Jose Sharks fans — passionately rooting for the boys in teal. But few of us ever get the opportunity to experience what it's like to be a member of the team. If you've ever dreamed of being a Sharks player or wondered how your game would stack up against NHLers, you have one chance. Once a year, the Sharks play hosts to the "Shark For a Day" fantasy camp, which gives fans the rare opportunity to share the ice with Sharks alumni.



From the moment you step into the building until you step off the ice, you'll get as close as you can get to being an NHL player without actually worrying about a Douglas Murray hip check along the boards. Participants will skate with Sharks alumni in a regulation game, be given official team gear and much more!

Last year, Sharks alumni participants included fan favorites Mike Ricci, Al Iafrate, David Maley, Jamie Baker, Bryan Marchment, Gary Suter and Jeff Odgers.

Net proceeds from this event benefit the Sharks Foundation. "Shark For a Day" is scheduled for the Spring of 2010. For more information, please contact Jeff Cafuir at [jcafuir@svse.net](mailto:jcafuir@svse.net) or visit the "Community" section of [sjsharks.com](http://sjsharks.com)

## SCHOLARSHIP PROGRAM

### BAY AREA ALL-STAR SCHOLARSHIP TEAM (B.A.A.S.S.T.)

The Bay Area All-Star Scholarship Team Program was formed in 1996 and is a partnership established between the San Jose Sharks, Golden State Warriors, Oakland Athletics, Oakland Raiders, San Francisco 49ers and San Francisco Giants. Each participating team has contributed to the scholarship program in a collective effort to assist Bay Area high school students in achieving the goal of higher education. This unique partnership is the first of its kind in professional sports.

Bay Area All-Star Scholarships are awarded annually to six college-bound seniors currently attending a Bay Area public high school. All public high schools within this area are provided with detailed information about the scholarship opportunity and are encouraged to nominate two male and two female students for this prestigious award. Each recipient receives a \$3,000 scholarship. The students are also invited to attend a game at each team's home arena/stadium. The scholarship recipients, their guests and team representatives are provided game tickets, food and beverages and are recognized in a special ceremony during each game. For more information, contact Erin Buchanan at [ebuchanan@svse.net](mailto:ebuchanan@svse.net)

## FAN PROGRAMS

### SAN JOSE SHARKS FINITICAL KIDS CLUB

The San Jose Sharks FINatical Kids Club (FKC), a club for Sharks fans 16-and-under, is back for its fifth year!

The FKC was established during the 2005-06 season and has quickly SOLD OUT in each of its first four years. Once again, the FKC plans to expand its membership that has members from across the United States and Canada.

For one low price, members receive custom FKC merchandise, the ability to win signed memorabilia, access to exclusive members-only events and much more!



Sharks loveable mascot S.J. Sharkie will once again serve as FKc captain. Throughout the season, S.J. Sharkie will make appearances at various FKc events that include skate sessions and viewing parties.

To join lovable mascot S.J. Sharkie in the most exciting kids club in the NHL, call the FINatical Kids Club Hotline at 408-999-5824, E-mail [FINaticalKidsClub@sjsharks.com](mailto:FINaticalKidsClub@sjsharks.com) or visit [www.sjsharkie.com](http://www.sjsharkie.com)

## PLAYSTATION FUTURE SHARKS

During the first intermission of selected Sharks home games during the 2009-10 season, local youth hockey teams will be given the chance to display their skills and talent in front of thousands of Sharks fans at HP Pavilion at San Jose.

For more than a decade, thousands of youth hockey players have graced the ice at HP Pavilion and have had the rare opportunity to skate on the same surface as NHL players through Future Sharks. Participating clubs can dress 12 players and are given the option to play either a two-minute hockey game or a 5-on-5 "Shootout" during the intermission. For more information, please contact Erin Buchanan at [ebuchanan@svse.net](mailto:ebuchanan@svse.net)

## SHARKS & PARKS, AN NHL STREET PROGRAM

The Sharks Fan Development Department, in conjunction with NHL Street, is excited to announce another season of Sharks & Parks, a street hockey program designed to introduce hockey to youth in a fun and safe environment.

Started in 1991, Sharks & Parks has reached tens of thousands of kids by donating street hockey equipment and instructional material to schools and community centers throughout Northern California. The program was so successful that the NHL adopted it as a league-wide initiative the following year with 33 programs run by various NHL and American Hockey League (AHL) teams throughout the United States and Canada.

The Sharks & Parks season typically kicks off with a street hockey tournament held at HP Pavilion in the fall and continues throughout the year with various summits and hockey/skating clinics for participants and staff.

For more information about Sharks & Parks, please contact [jcafair@svse.net](mailto:jcafair@svse.net) or visit the "Community" section on [sjsharks.com](http://sjsharks.com)

## HIGH SCHOOL WRITERS DAY

Each season, the San Jose Sharks play hosts to the annual "High School Writers Day," an event which gives aspiring high school students the opportunity to experience the life of a professional journalist.

The day includes access to Sharks players, staff and/or beat writers, a press room meal, a behind the scenes tour of HP Pavilion and a press box view of the game.

At the conclusion of the event, the participants will write a recap of their experience, with one winner being selected to receive two tickets to a future game and have his/her work published on [www.sjsharks.com](http://www.sjsharks.com).

For more information, please contact Jeff Cafair at [jcafair@svse.net](mailto:jcafair@svse.net)

# SHARKS FOUNDATION

The Sharks Foundation was created in 1994 in an effort to increase organizational impact on the community. Its mission would prove to be the framework from which it grew: "The Sharks Foundation is dedicated to meeting the social, cultural and educational needs of our community by offering unique resources and financial assistance to support organizations that enhance the lives of local youth." The Sharks Foundation evolved and quickly expanded beyond its original charter, and since its inception has donated nearly \$4 million to more than 80 local beneficiaries. In addition to its original grant program, the Sharks Foundation manages educational programs, plays host to major fundraisers, executes pledge programs and implements community outreach events. With the help of Sharks players, coaches and staff, the Sharks Foundation invests in the community with the hope of enhancing the lives of our youth.



GENERAL

## GRANT PROGRAM & FUNDRAISERS

The Sharks Foundation provides financial assistance to 501(c)(3) organizations in Santa Clara County whose focus is geared towards youth programming and services. Through the grant program, organizations are selected to receive grants ranging from \$20,000 to \$25,000. Last year, the Sharks Foundation issued grants to 10 recipients that totaled more than \$230,000.

### 2008-09 GRANT RECIPIENTS

ACE Public School Network  
 City Year San Jose/Silicon Valley  
 Family & Children Services  
 Family Supportive Housing, Inc.  
 Friends Outside in Santa Clara County

O'Neill Sea Odyssey  
 Role Model Program  
 Sacred Heart Community Service  
 Support Network  
 Youth Science Institute

## APPLIED MATERIALS SHARKS FOUNDATION GOLF CLASSIC

The Sharks Foundation Golf Classic is the Sharks Foundation's largest fundraiser. The entire Sharks roster, along with coaches and broadcasters, are matched with participants for an exciting day of golf at San Jose's Cinnabar Hills Golf Club. The day includes lunch on the course, amazing participant gifts, hole-in-one contests, raffle prizes, one of a kind silent and live auction items, dinner in the clubhouse and an awards ceremony.

## SILENT AUCTION SERIES

Fans are given the opportunity to purchase memorabilia and help a worthy cause when they participate in the Charity Auction held at every home game. The Charity Auction takes place at the Sharks Foundation booth located outside Section 124 and items can range from autographed puck packages to game used sticks.

## PLEDGE PROGRAMS

### G.O.A.L.S. (GRANTING YOUTH OPPORTUNITIES TO ADVANCE, LEARN AND SUCCEED)

Sharks corporate partners participating in the G.O.A.L.S. program have pledged \$20 to the Sharks Foundation for each Sharks goal scored during the upcoming season. In 2008-09, G.O.A.L.S. partners donated \$45,000 to the Sharks Foundation based on team performance.

## COMMUNITY OUTREACH EVENTS

### ADOPT-A-FAMILY HOLIDAY PARTY

San Jose Sharks players, coaches and staff share the holiday season with local families in need as hosts of the Sharks Foundation's Adopt-A-Family Holiday Party. Festivities include an ice skating party at Sharks Ice at San Jose with arts and crafts, dinner donated by Outback Steakhouse, dessert and service donated by ARAMARK, photos with "S.J. Sharkie Claus" and more. Each child receives clothing and toys from their adoptive player, coach or staff member.

### CHARITY DRIVES

The Sharks Foundation teams up with several groups throughout the year to play hosts to drives for items in need. In November, Sharks fans can help launch the Second Harvest Food Bank Holiday Food Drive by bringing canned food to games on Nov. 10 and 12. The U.S. Marine Corps Reserve's Toys For Tots Toy Drive will occur on Dec. 3 and 5. Fans are encouraged to bring a new and unwrapped toy to be given to a child in need. For the second year, the Share the Warmth Drive will be held on Dec. 11 and 17. New or gently used blankets and coats will be donated to those in need throughout Silicon Valley. Finally, the Reading Is Cool program will play hosts to Children's Book Drives on Jan. 21 and 23. All books will be donated to local elementary school libraries. All drives take place at the North and South Entrances of HP Pavilion at San Jose and monetary donations are also accepted.

## EDUCATION PROGRAMS

### READING IS COOL

Each year, the Sharks Foundation is proud to present Reading Is Cool, a literacy program directed at all public K-6 grade classrooms in Santa Clara County, Newark, Fremont and Union City. During the 2009-10 season, Reading Is Cool will reach approximately 20,000 kids in more than 950 classrooms. Reading Is Cool features monthly incentive awards, private practice field trips to Sharks Ice at San Jose, Top Reader Night, in-game book drives and Celebrity Story Hours.

For more information on the Sharks Foundation and its events or programming, please contact Laura Johnston at [ljohnston@svse.net](mailto:ljohnston@svse.net) or visit [sharksfoundation.org](http://sharksfoundation.org)

## HOW THE SHARKS FOUNDATION IMPACTS SILICON VALLEY

"The Sharks Foundation and the Good Tidings Foundation both set out 14 years ago to improve the lives of youth in the area. The Sharks Foundation has been the South Bay leader in this mission. Their players, coaches and staff are truly passionate about helping deserving youth. I am honored to call them a community partner." — *Larry Harper*

*Founder, Good Tidings Foundation*

"'Reading Is Cool' is a wonderful program that encourages children of all levels to read. It's great that the San Jose Sharks are so committed to encouraging students of our community to believe that learning to read really is in fact cool." — *Lynda Campbell*  
*Kindergarten teacher, Valle Vista School*





## S.J. SHARKIE

S.J. Sharkie enters his 19th season as the Sharks beloved mascot.

A consistent and familiar presence at every Sharks home game, Sharkie has the enviable task of entertaining a sold out crowd at “The Tank” night in and night out, performing a variety of exciting death-defying and unique stunts and acts. Sharkie’s nightly performances range from rappelling from HP Pavilion at San Jose’s rafters to speeding across the ice on his four-wheel all-terrain vehicle.

Since his NHL debut in January 1992, Sharkie has become one of the most recognized mascots in the universe. He’s a highly respected figure both inside and outside of HP Pavilion and throughout the hockey community.

In addition to Sharks home games, this lovable mascot makes more than 500 outside appearances each year and makes a splash at any event. During the 2008-09 season, Sharkie’s events ranged from birthday parties to flower deliveries, bar mitzvahs to weddings, corporate events and charity fund-raisers. In the past, he has even escorted a high school student to her senior prom and acted as the ring bearer at a wedding ceremony. Aptly coined as “The Hardest Working Fish in Sports,” Sharkie has been selected to the NHL All-Star Game an amazing 13 times and assisted in dropping the ceremonial first puck at the 1997 All-Star Game in San Jose.

Besides his countless appearances, Sharkie is involved with numerous bay area charities. Sharkie also spends countless hours on behalf of the Sharks Foundation by lending a “fin” to their school programs, fund raisers, meetings and projects throughout the year.

Sharkie’s popularity has “spawned” his very own merchandise line and web site ([sjsharkie.com](http://sjsharkie.com)), the first ever devoted solely to a professional mascot. 2009 saw the online debut of Sharkie’s very own social network pages on twitter and facebook ([twitter.com/sjsharkie](http://twitter.com/sjsharkie) and [facebook.com/sjsharkie](http://facebook.com/sjsharkie)).

When not performing in front of sold out crowds or charity events, Sharkie enjoys watching his favorite films including “Finding Nemo,” “Slap Shot” and the entire “Jaws” series. Sharkie also enjoys listening to his favorite songs, which include “Fins” and “Bad to the (Fish) Bone.”

For more information, appearance descriptions and in-game events, please visit [sjsharkie.com](http://sjsharkie.com)





AT SAN JOSE

# Northern California's Top Entertainment Venue

HP Pavilion at San Jose has been recognized as the biggest success story in the revitalization of downtown San Jose. For more than a decade, the facility with its distinctive 10-story glass pyramid entry and unique stainless steel façade has been the place-to-be-and-be-seen in the Bay Area.

Located in the heart of Silicon Valley, HP Pavilion is an exemplification of the architectural excellence and technological innovation that defines the area.

That statement carries more weight today, especially after the completion of a \$16.5 million renovation in the summer of 2007. The costs were shared by the City of San Jose and HP Pavilion.

Patrons entering HP Pavilion now enjoy the latest in audio and video technology to enhance their viewing experience. Most noticeable to the eyes is the high resolution LED center hung scoreboard — one of the largest in North America. The middle of the arena bowl features a full-color moving LED fascia display (also known as a ribbon board).

For the ears, there's a new state-of-the-art digital sound system and acoustical improvements. Finally, there were some minor changes to allow for interfacing with high







## INSIDE THE IMPROVEMENTS



### CENTER HUNG SCOREBOARD

- the new high resolution display is 18-by-24 feet and provides a 16x9 video image ratio used in High Definition television displays. The old analog video display was 9-by-12 feet
- HP Pavilion at San Jose is now one of 22 National Hockey League playing venues that have HD LED scoreboards

### LED FASCIA DISPLAY

- this full-color, moving LED display (also known as a ribbon board) provides a very dramatic visual experience for guests
- the display allows HP Pavilion to provide flexible programming for events such as the NCAA Championships that require specific guidelines

### SEATING AREA SOUND SYSTEM

- the new sound system uses state-of-the-art digital equipment and incorporates outward facing speaker clusters as opposed to distributed speaker placement
- guests will notice a clearer, more audible sound quality as sound will be generated from the center of HP Pavilion, as opposed to all around the building

### RIGGING CAPACITY UPGRADE

- the capacity was increased from 75,000 pounds to 150-200,000 pounds
- concerts and in-arena events now utilize standard loads of 60-80,000 pounds and larger shows run 125-150,000 pounds. When HP Pavilion opened in 1993, a standard show load was 40,000 pounds and large shows had an average load of 60-80,000 pounds

### HD VIDEO EQUIPMENT UPGRADE

- more sporting events are now being televised in HD, as opposed to Analog
- the upgrade insures reliability and interfacing with the new center hung scoreboard, LED systems, TV trucks and the new HP HD televisions within HP Pavilion.

## HP PAVILION AT SAN JOSE FACTS AND FIGURES

### SITE AND BUILDING INFORMATION

**Site Location:** Downtown San Jose, near West Santa Clara Street and Guadalupe Parkway (Highway 87)

**Site Area:** Approximately 17 acres

**Building Dimensions:** Length — 425 feet-by-425 feet; Height — 117 feet

**Internal Space:** 450,000 square feet

**Exterior:** Concrete; space frame steel truss; ribbed stainless steel siding; 10-story glass pyramid entry

**Seating Capacity:** 20,000 maximum; Basketball — 18,543; Multi-purpose — 16-20,000; Hockey — 17,496

**Parking:** Approximately 1,800 spaces on site; up to 8,000 spaces within a 5-10 minute walk

**Executive Suites:** 65 (Concourse 21, Penthouse 44)

**Penthouse Terrace Group Entertainment Areas:** 3

**Cost:** \$162.5 million (\$132.5 million funded by City of San Jose; \$30 million funded by San Jose Arena Management)

### PROJECT

**Developer:** Redevelopment Agency of San Jose

**Owner:** City of San Jose

**Builder:** Perini Building Company, Western Division

**Construction Manager:** HuntCor Inc.

**Architect:** Sink Combs Dethlefs

**Arena Operator:** San Jose Arena Management

**Original Name:** San Jose Arena  
Re-named Compaq Center at San Jose, March 27, 2001  
Re-named HP Pavilion at San Jose, Nov. 30, 2002

**Primary Tenant:** San Jose Sharks

**Groundbreaking:** June 26, 1990

**First Event:** Ringling Brothers and Barnum & Bailey Circus, Sept. 8, 1993

**First Hockey Game:** San Jose Sharks vs. New York Islanders preseason game, Sept. 30, 1993

**Days To Build:** 540 days

definition telecasts originating from HP Pavilion and an increased rigging capacity for concerts and shows.

Besides the San Jose Sharks, champion teams (such as the three-time Arena Bowl Champion San Jose SaberCats of the Arena Football League and the 1995 Roller Hockey International Champion San Jose Rhinos) and championship events (three NCAA Men's Basketball Western Regional Finals, 2003-07 Pac-10 Women's Basketball Tournament, 1999 NCAA Women's Basketball Final Four and the 2007 Visa Gymnastics Championships) have taken place at HP Pavilion.

In addition, headliners such as Bruce Springsteen, The Rolling Stones, Barbra Streisand, The Three Tenors and Paul McCartney have performed before capacity crowds.

HP Pavilion at San Jose continues to set the standard for sports and entertainment venues worldwide. *Pollstar Magazine* ranked HP Pavilion as the No. 3 venue in the United States and seventh in the world in terms of non-sports tickets sold during the 2005 calendar year.

"HP Pavilion is San Jose's premiere sports and entertainment venue, drawing hundreds of first class events to San Jose every year," San Jose Mayor Chuck Reed said. "It's an economic engine that brings hundreds of thousands of people to downtown San Jose every year. We want to ensure that it continues to thrive in that role for the foreseeable future."

"The staff at HP Pavilion at San Jose takes great pride not only in providing world-class entertainment to our fan base, but also in maintaining a state-of-the-art venue that the people of San Jose can take pride in," Silicon Valley Sports and Entertainment President and Chief Executive Officer Greg Jamison said. "The enhancements will not only improve the quality of the fan experience, but it will also get the building to the standards that have become customary in entertainment facilities today."



# GOT TICKETS ?

## SECTIONS/PRICES:

|   |       |
|---|-------|
| Goalie View Upper Reserve<br>(Row 13 and above) . . . . . | \$21  |
| Upper Sideline (Row 13 and above) . . .                   | \$36  |
| Goalie View Upper Reserve . . . . .                       | \$43  |
| Upper Sideline . . . . .                                  | \$55  |
| Lower Reserved . . . . .                                  | \$78  |
| Upper Rim (First Row) . . . . .                           | \$87  |
| Premium Lower . . . . .                                   | \$92  |
| End/Corner Comerica Bank Club . . . . .                   | \$116 |
| Premium Glass . . . . .                                   | \$121 |
| Sideline Comerica Bank Club . . . . .                     | \$126 |
| VIP Glass . . . . .                                       | \$182 |

## PURCHASING TICKETS

HP Pavilion at San Jose — The Pavilion Ticket Office is open:

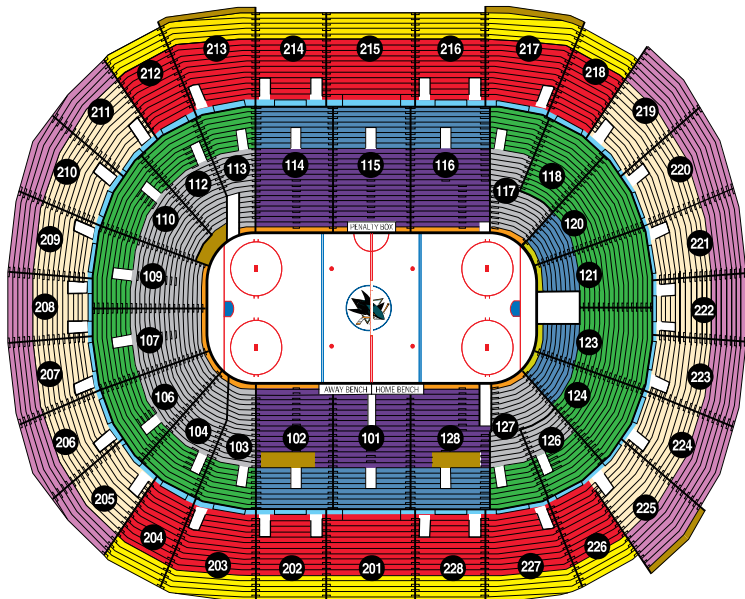
- Monday through Friday, 9:30 a.m. to 5:30 p.m.
- Closed Saturday, Sunday and Holidays
- Open for all HP Pavilion at San Jose events two hours before scheduled time

Tickets to all HP Pavilion at San Jose events are available at the HP Pavilion Ticket Office, Ticketmaster Ticket Centers located in select f.y.e., Macy\*s and Ritmo Latino stores throughout the Bay Area, online at Ticketmaster.com or charge by phone at 1-800-745-3000.

**Group Ticket Information:** 408-999-5757

**Season Ticket and Partial Season Plan Information:** 408-999-5757

**Day of Game Ticket Sales:** For most Sharks home games, a limited number of unused tickets held for League and team purposes may become available for sale to the public. These tickets will be sold on the day of the game at the HP Pavilion Ticket Office and through all Ticketmaster locations. Tickets typically go on sale at noon for evening games and 10 a.m. for afternoon games.



GENERAL

# "THE VOICES OF WINTER"

## TELEVISION BROADCASTS

In September, Comcast SportsNet California, the home of "Authentic Bay Area Sports," and the San Jose Sharks announced the inaugural season of Sharks coverage on Comcast SportsNet California, the team's new exclusive regional cable television home. Comcast SportsNet California will present the most comprehensive Sharks television schedule in the team's history, including 75 exclusive games for the 2009-10 National Hockey League season and 50 High Definition telecasts, a 16 percent increase from the previous season and the most HDTV Sharks telecasts ever offered.



Sharks fans also benefit from a significant increase in the amount of Sharks pregame and postgame analysis and insider access. Comcast SportsNet California will deliver a 54 percent increase in the number of "Sharks Pregame Live" and "Sharks Postgame Live" shows, giving fans more player and coach reaction and behind-the-scenes coverage than last season.

Calling all the Sharks games will be the veteran announcing team of Randy Hahn and Drew Remenda. "Sharks Pregame Live" and "Sharks Postgame Live," which will air before and following most home and away telecasts, will be anchored from Comcast SportsNet's new Northern California headquarters boasting state-of-the-art studios, a 24-hour newsroom and HD production facilities. Announcements regarding a sideline reporter and talent for "Sharks Pregame Live" and "Sharks Postgame Live" will be made at a later date.

For approximately 24 hours following each game, Comcast SportsNet California's Sharks telecasts will be available on Comcast Digital Cable's ON DEMAND Channel 1 at no additional cost. Select Sharks HDTV games will also be available ON DEMAND Channel 1.

## RADIO BROADCASTS

### SHARKS RADIO NETWORK

For the 19th consecutive season, the Sharks are broadcasting their entire 82-game regular season schedule and all playoff contests on the multi-station Sharks Radio Network, which reaches much of Northern California and parts of Nevada. The Network's flagship station, 98.5 K-FOX (KJFX-FM), continues its multi-year deal with the Sharks to bring all regular season and playoff games in their entirety to avid listeners in the region.



Along with the regular season and playoff schedule, the San Jose-based radio station, also known as "98.5 K-FOX, the Classic Rock Experience," will air live coverage of two preseason games. Coverage begins with the popular 30-minute pregame show, "Sharks Warm-Up," which airs on 98.5 K-FOX in all regular season games except when a game originating outside the Pacific Time Zone occurs on a weekday. In these limited instances, the program will still be available on most Sharks Radio Network affiliates and on the Internet. During the playoffs, "Sharks Warm-Up" will air on 98.5 K-FOX in all instances.

Dan Rusanowsky returns for his 19th consecutive season of broadcasting Sharks games on the radio. Entering this season, Rusanowsky has witnessed and broadcast 1,335 regular season Sharks games and every playoff contest (125) in the team's history, including a consecutive game streak of 774 contests (725 regular season and 49 playoff games) that was snapped on Nov. 25, 2000 due to a serious automobile accident. The affable Rusanowsky, who's one of the club's most recognizable figures both on-and-off the ice, called his 1,300th NHL regular season broadcast on Jan. 29, 2009 vs. Phoenix.

For the fifth consecutive season, former Sharks center Jamie Baker will provide color commentary alongside Rusanowsky. A 10-year NHL veteran, Baker spent four seasons with the Sharks. Joining the duo to provide additional analysis on select broadcasts is ex-Sharks forward Dave Maley, who won a Stanley Cup with Montreal in 1986.



SHARKS RADIO NETWORK

| STATION                     | CITY   |
|-----------------------------|--|
| <b>98.5 K-FOX (KUFX-FM)</b> | <b>San Jose/San Francisco/Oakland (flagship station)</b> |
| KAHI-AM 950                 | Auburn   |
| KATA-AM 1340                | Eureka-Arcata  |
| KESP-AM 970                 | Modesto  |
| KFIG-AM 1430                | Fresno   |
| KFPT-AM 790                 | Clovis   |
| KKDV-FM 92.1                | Walnut Creek/Concord                                     |
| KNCI-FM 105.1 HD-3          | Sacramento   |
| KOMY-AM 1340                | Monterey/Salinas/Santa Cruz                              |
| KRKC-AM 1490                | King City  |
| KVON-AM 1440                | Napa   |
| KXBX-AM 1270                | Lakeport   |
| sjsharks.com                | Official Internet site of the San Jose Sharks            |
| XM Satellite Radio          | Official Satellite Provider of the NHL                   |

**FRANK ALBIN**

**Director of Broadcasting**

Frank Albin is entering his 13th season as the Sharks director of broadcasting. Albin serves as producer and director for most of the Sharks 75-game television package on Comcast SportsNet California. Known around the National Hockey League for his hockey-first approach, his productions have been well received by Bay Area, satellite viewers and the NHL.

Albin also serves as the broadcast liaison between the Sharks, Comcast SportsNet California, visiting broadcasters and the NHL.

A 20-plus year veteran of live sports broadcasting, Albin spent nine years at PASS Sports in Detroit, where he worked on a wide variety of sports programming. From 1988-94, he produced and directed Detroit Red Wings telecasts, as well as the syndicated "Central Collegiate Hockey Association (CCHA) Game of the Week."

From 1995 until joining the Sharks in 1997, Albin spent three seasons with Major League Baseball's Detroit Tigers producing and directing broadcasts for their state-wide television network.

A graduate of Michigan State University and a native of Detroit, Albin has won multiple regional Emmy Awards for directing and feature producing, including one for Sharks coverage on CSN in 2008.



**RANDY HAHN**

**Television Play-By-Play Broadcaster**

Randy Hahn, who's expected to call his 1,000th Sharks game in December, describes the play-by-play action for Sharks games on Comcast SportsNet California. Hahn, who enters his 17th full season with the club, served in the same capacity on selected telecasts during San Jose's first two seasons (1991-93).

In 2008-09, Hahn captured his fourth Northern California Emmy Award in the "On Camera Talent-Play by Play" category. He also earned the award in 1999, 2002 and 2006.

Hahn and broadcast partner Drew Remenda are featured as the primary play-by-play and color voices on the recently released hockey video game, "NHL 2K10."

Hahn has more than 30 years of sports broadcast experience, including a unique first assignment when he was just 16 years old — calling the "paw-by-paw" action of a dog sled race in the Yukon Territory in 1974. He continues to be a versatile broadcaster, having done play-by-play on television and radio, anchoring radio sports shows and serving as television studio host for various sports programs. Hahn became the interim co-host of San Francisco CBS-5's "Evening Magazine" in February 2005, working alongside popular Bay Area personality Malou Nubla.

A native of Edmonton, Alberta, Hahn's other hockey broadcast experience came as studio host of Los Angeles Kings games on the Prime Ticket cable network before joining the Sharks. Early in his career, he was on the radio broadcast team of both the Vancouver Canucks and Edmonton Oilers, in addition to performing various broadcast roles in those cities.

Hahn is also an experienced soccer announcer. He called matches on ABC and ESPN during the 1994 World Cup. From 1982-92, he was the play-by-play voice of the North American and Major Indoor Soccer League's



GENERAL

San Diego Sockers. Hahn also announced the 1990 World Cup, the 1991 Women's World Cup and has called the action for USA National Team soccer games on SportsChannel and for Major League Soccer's Kansas City Wizards.

From 1991-94, Hahn was a studio anchor for SportsChannel Chicago's nightly highlight show and worked on broadcasts for collegiate basketball, baseball, volleyball and gymnastics. Hahn has been a play-by-play broadcaster for Arena Football League games on FSN.

In 1990, Hahn lived in San Jose and was instrumental in helping bring the National Hockey League to this area, serving as vice president of Pro Hockey San Jose — a grassroots, non-profit corporation formed for the purpose of attracting an NHL franchise to the new multi-purpose venue being built in downtown San Jose.

Hahn is actively involved in charity work in the Bay Area, especially with The Role Model Program in San Jose, The San Francisco Bay Area Council Boy Scouts and the Providing Autism Research (PAR for Kids) Foundation.

Hahn's wife, Roberta Gonzales, CBS-5's evening news weathercaster, is an Emmy Award winner herself and was recently awarded the Associated Press Television-Radio Award for "Best Weather Segment" for the fourth consecutive year. She's a former weathercaster at KNTV in San Jose and was honored as 1990 Woman of the Year in the field of communications by the *San Jose Mercury News* for her contributions to the South Bay.

## DREW REMENDA

### Television Color Analyst

Drew Remenda returns for his ninth season as the team's television color analyst, joining Television Play-by-Play Broadcaster and co-Emmy winner Randy Hahn for Sharks telecasts on Comcast SportsNet California.

Remenda also serves as the host of "Shark Byte," Comcast SportsNet California's popular magazine-style show dedicated to Sharks hockey on- and off-the-ice.

Remenda returned the Sharks family in 2007 after spending the 2006-07 campaign as an analyst for the Canadian Broadcast Company's (CBC) celebrated "Hockey Night in Canada" program, which followed six seasons as the Sharks television color analyst, where he won three Bay Area Emmy Awards (1999, 2001 and 2006). Previously, Remenda spent three seasons working with Dan Rusanowsky as radio color commentator on 98.5 KFOX and the Sharks Radio Network.

Drawing upon his extensive network of hockey contacts and his background as an assistant coach, Remenda skillfully provides in-game analysis, insightful information and anecdotes.

The Saskatoon, Saskatchewan native also serves as the host of "The Drew Remenda Sports Show," a staple on 650 CKOM Radio in Saskatoon and on 980 CJME in Regina.

Remenda and his broadcast partner Randy Hahn are featured as the primary play-by-play and color voices on the recently released hockey video game, "NHL 2K10."

A Sharks assistant coach from 1991-95, Remenda also served as associate coach for the Kansas City Blades of the International Hockey League, then the Sharks top developmental affiliate, in 1995-96. Before joining the Sharks organization, he served as the video coordinator for Hockey Canada, where he provided support for Canada's National Team and the Canadian Amateur Hockey Association. Remenda's vast hockey background also includes a stint as assistant coach at the University of Calgary from 1988-90 and coaching at the amateur level since 1983.



## DAN RUSANOWSKY

### Radio Play-By-Play Broadcaster

Veteran Radio Play-by-Play Announcer Dan Rusanowsky returns for his 19th consecutive season as the "Voice of the Sharks" on 98.5 KFOX (KUFJ-FM) and the Sharks Radio Network.

A 30-year veteran of hockey broadcasting at all levels, Rusanowsky is one of the club's most recognizable figures, both on- and off-the-ice. He's responsible for producing all radio broadcasts, directs and administers the multi-station Sharks Radio Network (which provides coverage of all games for hockey fans in Northern California and parts of Nevada and Oregon) and oversees the relationship with flagship station 98.5 KFOX. A versatile performer, he also contributes to *Sharks Magazine*, the team's official game program, and sjsharks.com with regularly featured columns and broadcast reports.

An active, year-round member of the Bay Area broadcasting community, Rusanowsky is one of a select few play-by-play announcers who have been tapped by NHL Radio to announce the "Game of the Week" on Westwood One Radio Network. He was on the broadcast team for NHL Radio's production of the 1997 NHL All-Star Game in San Jose and has presented feature work on the League's network broadcasts.

Rusanowsky has provided the play-by-play call on several Major League Soccer radio broadcasts and





A-League "digicasts." He has served as a guest host on KNBR 680 and 1050 AM, as well as the nationally syndicated "Sports Byline USA/Sports Overnight America" programs. He has brought his voice to radio and television commercials, Atari video games, feature films and corporate video programs over the years. He also hosted "Dan's Dugout" on Oakland Athletics radio broadcasts in 1993. He ventured back into the baseball world in the summer of 2005 with "Dan's Diamond Notes," a regular weekly segment which airs during Greg Kihn's top-rated morning program on 98.5 KFOX.

Born in Millford, Conn., Rusanowsky's resume also includes television play-by-play work. A motor racing enthusiast, he was a member of the San Jose Grand Prix's closed circuit track telecast team, covering Champ Car, Toyota Atlantic, Trans-Am, U.S. Touring Car, Historic Stock Car, and Formula D action in front of more than 150,000 fans per year from 2005-07 and currently appears on Comcast SportsNet Bay Area's "Race Week" program. He has called the action on Comcast SportsNet Bay Area's coverage of Roller Hockey International telecasts, including the Oakland Skates and the 1995 Murphy Cup Champion San Jose Rhinos. He was also the TV voice of the now-defunct Continental Indoor Soccer League's San Jose Grizzlies and worked the "CISL Game of the Week" for Prime Network. He also makes regular appearances on Sharks television features.

Rusanowsky was injured in a serious automobile accident on Nov. 25, 2000, ending a continuous broadcast streak of Sharks regular season and playoff games at 774 (he has been behind the microphone for all 119 playoff games in Sharks history). Rusanowsky called his historic 1,000th Sharks regular season game on March 21, 2004 vs. Edmonton.

Along with his broadcasting duties, Rusanowsky makes numerous public speaking appearances in the community. He's the co-chair of the annual Ultimate Fantasy Hockey Playoffs Draft, benefiting the Foundation Fighting Blindness. This event has raised more than \$450,000 over its history in San Jose. He serves on the Executive Board of the Santa Clara County Council, Boy Scouts of America and serves on the Advisory Boards for the Boys and Girls Clubs of Silicon Valley and Services for Brain Injury. He also works with many other community organizations and is an active member of the NHL Broadcaster's Association.

Before arriving in the Bay Area, Rusanowsky provided the radio play-by-play call for the American Hockey League's New Haven Nighthawks (1986-91) and was the voice of St. Lawrence University's NCAA Division I hockey program from 1979-86. He received a bachelor's degree at St. Lawrence and subsequently earned his M.B.A. at Clarkson University.

## JAMIE BAKER

### Radio Color Analyst

Former Sharks center Jamie Baker returns to the airwaves for his fifth season of providing color analysis. Baker accentuates Dan Rusanowsky's radio broadcasts in explaining the finer details of the game, drawing from his experience as a former National Hockey League player.

Baker's high-energy personality, enthusiasm and excellent knowledge of the NHL have greatly enhanced Sharks radio broadcasts and his dedication to grassroots marketing have helped expand the ever-growing youth hockey population in the Bay Area.

Known for his speed, grit and tenacity as a player, Baker was always at his best when the game was on the line.

Following an outstanding college career at St. Lawrence University, Baker went on to play in parts of 10 NHL seasons, including three with the Sharks (1993-96). In 404 NHL games with Quebec, Ottawa, San Jose and Toronto, he tallied 150 points (71 goals, 79 assists). Baker also appeared in 25 Stanley Cup Playoff games with the Sharks, posting nine points (five goals, four assists) and 42 PIM.

He's still recognized for scoring what has been called the biggest goal in Sharks franchise history. As a member of the 1993-94 Sharks, a team just one year removed from an NHL-record 71 losses, the team posted the largest turnaround in NHL history the following season, improving by 58 points and earning a berth in the Stanley Cup Playoffs. As the No. 8 seed, the team drew the Presidents' Trophy-winning Detroit Red Wings. Baker scored the game-winning, series-clinching goal in Game 7 against Chris Osgood, allowing the Sharks to become the first eighth-seeded NHL team to defeat a No. 1 seed. The victory is also viewed by many as the "flash point" for turning San Jose into a hockey-passionate city.

Baker also serves as a co-host of Comcast SportsNet California's "Pregame Live" and "Postgame Live" programs which air on most Sharks home game nights.





## DAVID MALEY

Radio Reporter

David Maley begins his fourth season with the Sharks radio team. A veteran of nine National Hockey League seasons (including two with San Jose), Maley provides color analysis for selected home games and participates in the pregame "Sharks Warmup" and intermission programming.

Known during his career as a physical, hard-hitting forward, Maley was a winner at every level. As a freshman at the University of Wisconsin in 1983, he was an important component to the Badgers NCAA Division I Champion squad.

Maley compiled 124 points (43 goals, 81 assists) and 1,043 PIM and played in 466 NHL games with Montreal, New Jersey, Edmonton, San Jose and the New York Islanders. In addition, he also appeared in 46 Stanley Cup Playoff games. During his second professional season in 1987, Maley won a Stanley Cup with the Canadiens.

In 1996, Maley founded Rollin' Ice at the Santa Clara County Fairgrounds, which became the Bay Area's premier inline hockey facility. Recently, Maley re-located the facility to south San Jose, where it has become the Silver Creek Sportsplex, a multi-faceted sports and fitness destination featuring 240,000 square feet of state-of-the-art facilities and professional expertise.

He has served as president of the San Jose Sharks Alumni since 2003, playing an integral part in raising funds for the Sharks Foundation.

Maley also serves on the board of the Police Activities League (PAL) and recently founded the Dream On Foundation, both of which give youth a chance to participate in sports that they could otherwise not afford.



## SHARKS MAIN BROADCASTERS THROUGH THE YEARS

**Jamie Baker (radio color analyst, 2005-present)**

Chris Collins (radio color analyst, 1993-97)

**Randy Hahn (television play-by-play, 1993-present)**

Dennis Hull (radio and television color analyst, 1991-92)

Steve Konroyd (television color analyst, 1997-00)

Marty McSorley (television color analyst, 2006-07)

**Drew Remenda (radio color analyst, 1997-00; television color analyst, 2000-06 and 2007-present)**

**Dan Rusanowsky (radio play-by-play, 1991-present)**

Joe Starkey (television play-by-play, 1991-93)

Pete Stenkowski (television color analyst, 1993-97; radio color analyst, 2000-04)

GENERAL



*Behind the scenes in the Sharks television truck, circa 2003-03.*





**ACCESS:** The San Jose Sharks organization and Media Relations Department strive to make its players, coaches, management and other personnel available in a timely and responsible fashion to all accredited members of the media.

**CREDENTIALS:** Press seating for Sharks home games at HP Pavilion at San Jose is available to accredited media in the press box located on the north side of the building's upper level. Credential requests should be made in writing to Director of Media Relations Scott Emmert via E-mail at "semmert@svse.net" or fax at 408-999-5822. Credentials are good for admittance to the press room (building's first level) and to both teams' postgame locker rooms. The elevator to the press room and press box is located on the north side of the building's concourse. **ALL MEDIA MUST NOW ENTER HP PAVILION FOR SHARKS GAMES VIA THE SECURITY ENTRANCE, LOCATED AT THE REAR OF THE BUILDING, NEXT TO BUT NOT IN THE LOADING DOCK.**

All international credential requests must go through NHL Public Relations AT LEAST 24 hours prior to the requested game.

Due to limited press box seating, those requesting single-game credentials will be seated on an as-available basis, with preference given to the following: local daily newspapers, wire services and approved websites, television stations with sportscasts, radio stations which use actualities, visiting media, national media. Next preference goes to other Bay Area media including weekly newspapers, general topic magazines and television shows and any other media, which have a specific assignment to cover a Sharks game. Single-game credentials must be picked up at the Security Entrance. Possessing a full-season or single-game media credential does not provide parking privileges in the HP Pavilion parking lots. If you do not hold a full season parking pass, you may request a single-game pass from Scott Emmert. Single-game spots are EXTREMELY limited and are distributed at the media relations director's discretion on a priority basis.

**MEDIA MEMBERS HOLDING SEASON PASSES SHOULD NOTIFY THE MEDIA RELATIONS DEPARTMENT IF PLANNING TO COVER A GAME IN ORDER TO RESERVE SEATING. A MEDIA CREDENTIAL CANNOT BE USED TO SIT IN SPECTATOR SEATING AREAS.**

**DAY-OF-GAME INTERVIEWS:** After the completion of the morning skate (which typically begins at 10:30 a.m. for a 7:30 p.m. start), is the best time to interview players and coaches on a game day. "Pre-tape" television or radio requests to interview a player upon his arrival to the building for the game must be made no later than the conclusion of the team's morning practice and cannot be guaranteed. If the team is not practicing, the request must be made to the Sharks, or visiting team public relations department, no later than 10 a.m. on the day of the game. The Sharks Media Relations Department cannot guarantee access to players or coaches if practice is not scheduled.

**DAY-OF-GAME PRACTICES:** On home game days when the Sharks choose to practice, they will typically take the ice at approximately 10:30 a.m. at HP Pavilion at San Jose. Media members should plan on arriving by 10:30 a.m. for game-day practices to ensure the availability of the requested players. The visiting team's practice usually follows the Sharks, beginning normally at 11:30 a.m. **TIMES AND LOCATIONS FOR BOTH THE HOME AND VISITING TEAMS ARE SUBJECT TO CHANGE.** Contact the Sharks Media Relations Department if there is a question regarding either team's practice schedule.

**PREGAME MEDIA ACCESS:** Sharks players and coaches are available to credentialed members of the media for a 30-minute window, which begins two-and-a-half hours before game time. For example, pregame media access for a 7:30 p.m. home game lasts from 5 p.m. until 5:30 p.m. Media members who wish to utilize this media access window are strongly encouraged to contact the Sharks Media Relations Department in advance with their interview requests.

**LOCKER ROOMS:** The home and visiting team locker rooms will re-open within five minutes after the game. The officials' locker room is off-limits to the media. Should a comment or interpretation from the game's referee or NHL supervisor be needed, contact a member of the Sharks Media Relations Department and a pool reporter may be assigned.

**PHOTOGRAPHERS:** Only those photographers on assignment will be allowed access to designated photography locations at rink level and in overhead positions. Photo holes are accessible to local dailies, wire service photographers and local TV crews (for non-televised games). Two ice-level photography positions are reserved for Sharks team photographers. Additional photography positions are determined on a first-come, first-served basis; however, in cases of increased photographer (i.e. playoffs) attendance, positions will be assigned by the Sharks Media Relations Department. In all cases, photographers should check in with a media relations representative in the press room before game time. Because of very limited photography locations and NHL Images regulations, it is not possible to accommodate freelance photographers.

**PRESS ROOM:** Media possessing full-season credentials or those granted single-game credentials are invited to have a meal, for a nominal fee, before each game in the press room, located on the lower level (building's north side). The room opens two-and-one-half (2:30) hours before game time. Dining room usage is limited to those presenting valid Sharks or NHL Team Management passes. It is impossible to accommodate family members, friends, guests or others. Any abuse of dining room privileges may cause forfeiture of a media pass. Limited refreshments are also available during intermissions as well as in the press box during games.

**SERVICES:** Game notes, lineups, press releases, complete statistics and other pertinent information will be furnished by the Sharks Media Relations Department. There are sufficient electrical outlets and telephones available in the press box and media work room (adjacent to the Press Room). Preference for phone use will be given to writers and broadcasters filing stories on deadline. The Sharks also provide complimentary facsimile services for working media, if necessary. The press room and press box are equipped with WI-FI wireless Internet service, as well as high-speed DSL hardlines.

**TELEVISION COVERAGE:** All television stations are prohibited by the National Hockey League from shooting and distributing game footage of any contest that is being broadcast from HP Pavilion at San Jose by either the San Jose Sharks, the visiting team or network television. Requests for special features and the like should be directed to the Sharks Media Relations Department.



*The San Jose Sharks made the rounds around the Bay Area before their inaugural 1991-92 season. Original draft picks Pat Falloon (left) and Ray Whitney meet Oakland Athletics outfielder Dave Henderson at the Oakland Coliseum in 1991.*



*Sharks players gather at center ice during a first-year practice session at the Cow Palace.*



# WORCESTER SHARKS





# 2009-10 WORCESTER SHARKS SCHEDULE

WORCESTER SHARKS

## OCTOBER

| SUN                      | MON | TUES | WED | THU | FRI                      | SAT                      |
|--------------------------|-----|------|-----|-----|--------------------------|--------------------------|
|                          |     |      |     | 1   | 2                        | 3 <b>ADK</b><br>7:00 PM  |
| 4                        | 5   | 6    | 7   | 8   | 9 <b>BRI</b><br>7:00 PM  | 10 <b>LOW</b><br>7:00 PM |
| 11                       | 12  | 13   | 14  | 15  | 16                       | 17 <b>LOW</b><br>7:05 PM |
| 18 <b>ALB</b><br>3:05 PM | 19  | 20   | 21  | 22  | 23 <b>PRO</b><br>7:05 PM | 24 <b>SPR</b><br>7:05 PM |
| 25 <b>HFD</b><br>3:00 PM | 26  | 27   | 28  | 29  | 30 <b>BRI</b><br>7:05 PM | 31 <b>MCH</b><br>7:00 PM |

## NOVEMBER

| SUN                      | MON | TUES | WED                      | THU | FRI                      | SAT                      |
|--------------------------|-----|------|--------------------------|-----|--------------------------|--------------------------|
| 1 <b>SPR</b><br>3:05 PM  | 2   | 3    | 4                        | 5   | 6 <b>MCH</b><br>7:05 PM  | 7 <b>WBS</b><br>7:05 PM  |
| 8                        | 9   | 10   | 11 <b>LOW</b><br>1:05 PM | 12  | 13 <b>LOW</b><br>7:00 PM | 14 <b>HFD</b><br>7:05 PM |
| 15 <b>PRO</b><br>3:05 PM | 16  | 17   | 18 <b>POR</b><br>7:05 PM | 19  | 20 <b>POR</b><br>7:00 PM | 21 <b>PRO</b><br>7:05 PM |
| 22 <b>NOR</b><br>3:05 PM | 23  | 24   | 25 <b>SPR</b><br>7:00 PM | 26  | 27 <b>PRO</b><br>7:05 PM | 28 <b>BRI</b><br>7:05 PM |
| 29                       | 30  |      |                          |     |                          |                          |

## DECEMBER

| SUN                      | MON | TUES                     | WED | THU                      | FRI                      | SAT                      |
|--------------------------|-----|--------------------------|-----|--------------------------|--------------------------|--------------------------|
|                          |     | 1                        | 2   | 3                        | 4 <b>SPR</b><br>7:30 PM  | 5 <b>MCH</b><br>7:00 PM  |
| 6 <b>POR</b><br>3:05 PM  | 7   | 8                        | 9   | 10                       | 11 <b>MCH</b><br>7:30 PM | 12                       |
| 13                       | 14  | 15                       | 16  | 17                       | 18 <b>MCH</b><br>7:05 PM | 19 <b>ADK</b><br>7:05 PM |
| 20                       | 21  | 22                       | 23  | 24                       | 25                       | 26 <b>SPR</b><br>7:05 PM |
| 27 <b>LOW</b><br>3:05 PM | 28  | 29 <b>MCH</b><br>7:05 PM | 30  | 31 <b>POR</b><br>5:30 PM |                          |                          |

## JANUARY

| SUN                      | MON | TUES | WED                      | THU | FRI                      | SAT                      |
|--------------------------|-----|------|--------------------------|-----|--------------------------|--------------------------|
|                          |     |      |                          |     | 1                        | 2 <b>LOW</b><br>7:00 PM  |
| 3 <b>BRI</b><br>3:05 PM  | 4   | 5    | 6                        | 7   | 8 <b>HAR</b><br>7:05 PM  | 9 <b>PRO</b><br>7:05 PM  |
| 10 <b>POR</b><br>3:05 PM | 11  | 12   | 13 <b>SPR</b><br>7:05 PM | 14  | 15 <b>POR</b><br>7:00 PM | 16 <b>MAN</b><br>7:05 PM |
| 17 <b>BRI</b><br>1:00 PM | 18  | 19   | 20                       | 21  | 22                       | 23 <b>SYR</b><br>7:00 PM |
| 24                       | 25  | 26   | 27 <b>MTB</b><br>7:05 PM | 28  | 29 <b>MTB</b><br>7:05 PM | 30                       |
| 31 <b>LOW</b><br>3:05 PM |     |      |                          |     |                          |                          |

## FEBRUARY

| SUN                      | MON | TUES                     | WED                      | THU | FRI                      | SAT                      |
|--------------------------|-----|--------------------------|--------------------------|-----|--------------------------|--------------------------|
|                          | 1   | 2                        | 3 <b>SPR</b><br>7:00 PM  | 4   | 5 <b>LOW</b><br>7:05 PM  | 6 <b>PRO</b><br>7:05 PM  |
| 7 <b>PRO</b><br>2:05 PM  | 8   | 9                        | 10                       | 11  | 12 <b>BRI</b><br>7:00 PM | 13                       |
| 14 <b>MCH</b><br>3:00 PM | 15  | 16 <b>SPR</b><br>7:00 PM | 17                       | 18  | 19 <b>BNG</b><br>7:05 PM | 20 <b>HFD</b><br>7:00 PM |
| 21                       | 22  | 23                       | 24 <b>POR</b><br>7:05 PM | 25  | 26 <b>ABB</b><br>7:05 PM | 27 <b>ABB</b><br>7:05 PM |
| 28                       | 29  | 30                       |                          |     |                          |                          |

## MARCH

| SUN                      | MON | TUES                     | WED                      | THU | FRI                      | SAT                      |
|--------------------------|-----|--------------------------|--------------------------|-----|--------------------------|--------------------------|
|                          | 1   | 2 <b>MTB</b><br>8:30 PM  | 3 <b>MTB</b><br>8:30 PM  | 4   | 5 <b>ABB</b><br>10:30 PM | 6 <b>ABB</b><br>9:00 PM  |
| 7                        | 8   | 9                        | 10 <b>HFD</b><br>7:05 PM | 11  | 12 <b>BNG</b><br>7:05 PM | 13                       |
| 14 <b>HER</b><br>4:05 PM | 15  | 16                       | 17 <b>ALB</b><br>7:00 PM | 18  | 19                       | 20 <b>PRO</b><br>7:05 PM |
| 21 <b>LOW</b><br>4:00 PM | 22  | 23 <b>SYR</b><br>7:05 PM | 24                       | 25  | 26 <b>HER</b><br>7:00 PM | 27 <b>NOR</b><br>7:15 PM |
| 28 <b>WBS</b><br>3:05 PM | 29  | 30                       | 31                       |     |                          |                          |

## APRIL

| SUN                      | MON | TUES | WED                     | THU                     | FRI                     | SAT                      |
|--------------------------|-----|------|-------------------------|-------------------------|-------------------------|--------------------------|
|                          |     |      |                         | 1 <b>HFD</b><br>7:00 PM | 2 <b>PRO</b><br>7:05 PM | 3 <b>LOW</b><br>7:00 PM  |
| 4                        | 5   | 6    | 7 <b>HFD</b><br>7:00 PM | 8                       | 9 <b>HFD</b><br>7:05 PM | 10 <b>PRO</b><br>7:05 PM |
| 11 <b>POR</b><br>4:00 PM |     |      |                         |                         |                         |                          |

## TEAM ABBREVIATIONS

- ABB (Abbotsford)
- ADK (Adirondack)
- ALB (Albany)
- BNG (Binghamton)
- BRI (Bridgeport)
- HER (Hershey)
- HFD (Hartford)
- LOW (Lowell)
- MCH (Manchester)
- MTB (Manitoba)
- NOR (Norfolk)
- POR (Portland)
- PRO (Providence)
- SPR (Springfield)
- SYR (Syracuse)
- WBS (Wilkes-Barre)



All 80 games broadcast live on WTAG.

All games webcast at SharksAHL.com  
All dates and times are subject to change.  
Times listed are Eastern Time Zone.

- HOME GAME
- AWAY GAME
- HOME GAME TELEVIEWED ON CHARTER TV3



# (508) 929-0500 SharksAHL.com



**DCU Center**

50 Foster Street  
 Worcester, Mass. 01608  
 508-929-0500  
 508-929-0517 (fax)  
 sharksahl.com

|   |   |
|---|---|
| Governor . . . . .  | Greg Jamison                                |
| President and CEO . . . . .   | Michael T. Lehr                             |
| General Manager . . . . .   | Wayne Thomas                                |
| Senior Vice President of Business and Hockey Administration . . . . . | Michael A. Mudd                             |
| Head Coach . . . . .  | Roy Sommer                                  |
| Assistant Coach . . . . .   | David Cunniff                               |
| Head Athletic Trainer . . . . .                                       | Matt White                                  |
| Head Equipment Manager . . . . .                                      | Vinny Ferraiuolo                            |
| Assistant Equipment Manager . . . . .                                 | Tim Wegner                                  |
| Strength & Conditioning Assistant . . . . .                           | Jaime Rodriguez                             |
| Chairwoman, Sharks Charities . . . . .                                | Mary DeFeudis                               |
| Senior Director of Sales and Marketing . . . . .                      | Suzanne Schwartz                            |
| Director of Community Relations & Youth Hockey . . . . .              | Michael Myers                               |
| Director of Public Relations & Broadcasting . . . . .                 | Eric Lindquist                              |
| Marketing Manager . . . . .   | Abigail Thelin                              |
| Corporate Partnerships Manager . . . . .                              | Eric B. Horn                                |
| Merchandise Manager . . . . .   | David Gwozdz                                |
| Sales and Marketing Coordinator . . . . .                             | Katie Kohutanycz                            |
| Ticket Operations Coordinator/Account Executive . . . . .             | Kristen Mansur                              |
| Administrative and Event Coordinator . . . . .                        | Matt Catacchio                              |
| Senior Account Executive . . . . .                                    | Lindsey Marranta                            |
| Account Executives . . . . .  | Jonathan Forsberg, Marina Riva, Zack Hoover |
| Accounting Clerk . . . . .  | Erin McGlashing                             |



## MICHAEL T. LEHR

President and CEO



Michael T. Lehr serves as president and CEO of Sharks Minor Holdings, LLC and the Worcester Sharks. Lehr's experience and expertise direct the day-to-day business operations of the Sharks minor league operations, while serving as the direct liaison to the Silicon Valley Sports & Entertainment ownership group.

In addition, he's responsible for various parts of the SVSE operations, including the exploration of new opportunities in domestic and international properties. He's the day-to-day representative on the American Hockey League's Board of Governors, serving as the Sharks alternate governor.

It was through his due diligence and intuition that the Worcester Sharks came into existence on Jan. 9, 2006. Lehr immediately knew the possibilities of the Worcester market and the city's passion for hockey. He worked extremely hard to form a mutually beneficial partnership with the DCU Center and city leaders to return the AHL to the city. Lehr knew that pacts as strong as the current one between the team, city and building are what make successful franchises at all levels of sport. His close working relationship with AHL President and CEO David Andrews and the AHL Board of Governors led to the unanimous approval of the franchise for the 2006-07 season.

Lehr's mission is threefold: 1) to help the Sharks develop their young talent to play in the NHL, while winning both the Stanley and Calder Cups; 2) make the Worcester Sharks a successful member of the business community as a stand-alone business; and 3) integrate the Sharks into the fabric of the Worcester community.

Over the past three seasons, Lehr has guided the Worcester Sharks to become one of the AHL's top regarded franchises. Along with Vice President of Hockey and Business Administration Michael Mudd, Lehr was instrumental in developing and producing the Worcester bid to the AHL Board of Governors in order to secure the 2009 AHL All-Star Classic for Worcester, the first time in 50 years the AHL All-Star Classic was held in Massachusetts. The 2009 AHL All-Star Classic was a tremendous success, with all four events filled to capacity and showcased the city.

Under Lehr's direction, the Worcester Sharks have developed and implemented several groundbreaking community initiatives including the "Be a Leader" program and the opening ceremonies for the Special Olympics Massachusetts. He also serves on the Board of Directors for the Worcester Regional Chamber of Commerce.

Before joining Sharks Minor Holdings, Lehr successfully worked in Major League Baseball and for regional sports networks. He served as the regional director of programming and network operations for SportsChannel Ohio in Cleveland and Cincinnati from 1991-93. Under Lehr's direction, SportsChannel captured its first local Emmy Award for "Outstanding Sports Coverage" of Indians Baseball. He also spent time in management roles with Prime Cable of Chicago and Westinghouse Broadcasting, Inc.

In 1993, Lehr became director of broadcasting for the Cleveland Indians. During his tenure with the Indians, he oversaw the creation of the Indians Radio Network, negotiated broadcasting contracts and successfully engineered the formation of ballpark entertainment at Jacobs Field.

In 1996, Lehr joined the Baltimore Orioles as vice president of marketing and broadcasting. While with the Orioles, Lehr was responsible for overseeing many facets of the organization including marketing, broadcasting, advertising, corporate partnerships, luxury suite sales, retail operations, on-line ventures, ballpark entertainment, publishing, fantasy camps, spring training operations, promotions and ticket sales. Under his leadership, the Orioles more than doubled their corporate sponsorship and broadcasting revenues while setting a franchise high in ticket sales. He was a member of both the Marketing and Advertising committees for Major League Baseball. Immediately before joining Sharks Minor Holdings, Lehr served as managing partner and co-founder of Power Plant Studios, a full-service marketing, management and communications group whose clients included Baseball Hall of Famer Cal Ripken Jr.

Lehr's commitment to the community has followed him in each city he has lived. He has been active for such charity groups as Big & Little Brothers, Cleveland Indians Charities, Orioles Foundation, American Lung Association, Grant-A-Wish, YMCA, Special Olympics, Cleveland Sports Commission and several other youth sports organizations.

A native of Chicago, Lehr earned a bachelor's degree in Communications and Political Science from the University of Wisconsin-Madison.

## MICHAEL A. MUDD

### Senior Vice President of Hockey and Business Administration



Michael A. Mudd serves as the senior vice president of hockey and business administration for the Worcester Sharks. Mudd works alongside Sharks President and CEO Michael T. Lehr and General Manager Wayne Thomas, playing a vital role in all aspects of the Sharks operations.

Mudd assists Lehr in the overall business operations of the franchise. He manages the Corporate, Ticket, Marketing, Community Relations, Public Relations, Merchandise and Broadcasting departments. Mudd was instrumental in developing and producing the Worcester bid to the American Hockey League Board of Governors in order to secure the 2009 AHL All-Star Classic for Worcester. He was also the project manager of the event which was a tremendous success, selling out all four events.

In addition to Mudd's responsibilities helping run the business side of the hockey club, he serves as the Sharks liaison with the AHL office for all hockey-related administrative issues including regular season and playoff scheduling. He's also responsible for the development and the management of the hockey operations budget, the organization of team travel and the administration of training camp. In addition, he has a hand in evaluating Sharks prospects in Worcester as well as prospects from other AHL teams. When the Worcester roster is depleted due to player injuries or player recalls to San Jose, he works alongside Thomas in researching or locating talent from other hockey leagues.

Mudd enters his ninth season with the Sharks organization. Before joining the Sharks, he served as general manager of the Cleveland Lumberjacks of the International Hockey League. During his two years in hockey operations with the 'Jacks, Mudd compiled an 83-62-19 record, helping lead the club to two straight Turner Cup Playoff berths.

From 1997-99, he served as general manager and director of hockey operations for the ECHL's Chesapeake Ice Breakers. Under his guidance and through difficult circumstances off the ice, the expansion team posted a combined record of 68-53-19 and qualified for the Kelly Cup Playoffs in each of its two seasons. Before going to the Ice Breakers, he was the assistant general manager for the AHL's Baltimore Bandits, where he also was the team's goaltending coach and led the Bandits to two Calder Cup berths in their two-year history.

Mudd is also an active participant in the endeavors of several local community organizations, including serving on the board of the Worcester area March of Dimes and Devereux Center.

A native of Amherst, N.Y., Mudd is a 1990 graduate of St. Lawrence University with a bachelor's in Economics. A goaltender, he was a four-year member of the hockey team at St. Lawrence University. Mudd's hockey teams won ECAC Division I Championships in 1988 and 1990 and were NCAA Division I finalists in 1988. As a senior, he was among the NCAA Division I leaders in all goaltending categories, culminating in receiving the team's "Coaches" Award. Mudd also attended the 1990 St. Louis Blues NHL training camp and played professional hockey for two seasons in the ECHL and IHL.

Mudd, an all-around athlete, also played baseball for four years and was named to the All-ICAC team as a freshman center fielder. He earned his master's in Sports Management from Miami University (Ohio), where he was assistant coach of the hockey team from 1992-94 under legendary coach George Gwozdecky.

Mudd and his wife, Holly, have two sons, Tyler and Connor, and a daughter, Ashley.



Derek Joslin (left) and Ryan Vesce represented Worcester at the 2009 AHL All-Star Classic.



## ROY SOMMER

Head Coach



Worcester Sharks Head Coach Roy Sommer, who plays a major role in developing players for the San Jose Sharks, is currently the longest-tenured coach in the American Hockey League. The native of Oakland, Calif. returns for his 12th season behind the bench of San Jose's top development affiliate and his 14th season overall with the Sharks organization. In his 12 seasons as head coach, Sommer has compiled a 393-377-54-56 record in the regular season and has reached the postseason six times including last year's Division Finals.

As coach of the Sharks top development affiliate, Sommer has coached more than 70 players who have spent time in the National Hockey League, including 2005-06 Maurice "Rocket" Richard Trophy winner Jonathan Cheechoo. In 2008-09, the San Jose Sharks featured 21 players on their roster that had spent time under Sommer's tutelage through the developmental system. Adding to his stellar resume of development, 11 players made their NHL debut with the Sharks over the last two seasons, including Derek Joslin, Jamie McGinn, Brad Staubitz and Ryan Vesce last year.

From 1999-01 with the Kentucky Thoroughblades, the Sharks top development team before the franchise's move to Cleveland, Sommer's club went 84-50-21-5 to capture two consecutive Mid-Atlantic Division titles and went to the Calder Cup Playoffs each season. Sommer's success was recognized during the 1999-00 season with his selection as the head coach for the Canadian All-Star Team at the AHL's mid-season classic, where his squad toppled PlanetUSA, 8-3.

During his first season in Kentucky (1998-99), the Thoroughblades registered franchise records for most regular season wins (44), most road wins (21) and total points (98) in a season while posting the league's fifth-best record. This success came despite having 17 players on Kentucky's roster promoted to the NHL at some point during the season.

Before being named head coach of the Thoroughblades in 1998, Sommer, 51, spent two seasons (1996-98) as an assistant coach with the San Jose Sharks.

With the NHL Sharks, Sommer was responsible for pre-scouting upcoming opponents for their offensive and defensive tendencies, line combinations and special teams tactics. In addition, he assisted in running practices and provided special on-ice extended workouts with scratched players and those rehabilitating injuries.

Before Sommer joined San Jose, he was head coach of the ECHL's Richmond Renegades from 1991-96 and was named 1995-96 Coach of the Year after leading his team to a league-best 46-11-13 mark and a league-record 105 points in capturing the Brabham Cup (best regular season record). Sommer led the Renegades to the Riley Cup (league playoff championship) in 1994-95 after posting a 41-20-7 regular season record. In addition, he served as head coach of the ECHL's East All-Star Team in 1994-95 and the North All-Star Team in 1995-96.

Sommer's additional ice hockey coaching experience includes assistant coaching stints with the Albany Choppers and Muskegon Lumberjacks of the International Hockey League and working with USA Hockey as an assistant coach at several evaluation camps for 16- and 17-year-old players.

In 1998, he served as head coach and general manager for the silver-medal winning Team USA (4-1-0 record) at the International Ice Hockey Federation In-Line Hockey World Championships in Anaheim. Sommer led his squad to gold medal finishes in each of the first two tournaments (1996 in St. Paul, Minn. and 1997 in Anaheim) and posted undefeated records each year. His three-year coaching mark at this prestigious tournament stands at 17-1-0.

The former Bay Area youth hockey player coached Roller Hockey International's San Jose Rhinos for three seasons (1994-96), including capturing the 1995 Murphy Cup (league championship). In addition, Sommer served as head coach for RHI's 1996 Western Conference All-Star Team.

Before stepping behind the bench, Sommer played nine seasons of professional ice hockey. A sixth round selection by the Toronto Maple Leafs in 1977, Sommer played in the Leafs system as well as those of the St. Louis Blues, Edmonton Oilers, New Jersey Devils and Pittsburgh Penguins. The highlight of Sommer's NHL career came during the 1980-81 season when, as a teammate of Wayne Gretzky, Sommer scored a goal in his NHL debut with the Edmonton Oilers.

He served as captain of the Wichita Wind from 1980-83 and again with Muskegon in 1986-87. Sommer, who played left wing and center during his career, was a member of the AHL Calder Cup Champion Maine Mariners in 1983-84 and helped lead Muskegon to the IHL title (Turner Cup) in 1985-86. He played his junior hockey for the Spruce Grove Mets, which won the 1975 Centennial Cup, and for the Calgary Centennials. Sommer was a member of the United States National Team at the World Junior Championships in 1976-77.

Sommer currently resides in Shrewsbury, Mass. with his wife Melissa and his three children: Marley, Kastien and Kyra.





## DAVID CUNNIFF

### Assistant Coach

David Cuniff returns for his eighth season as assistant coach for San Jose's top affiliate, the Worcester Sharks. Making his coaching debut seven seasons ago, Cuniff has played an integral role in assisting Head Coach Roy Sommer in all coaching duties including video breakdown, player assessment and scouting.

Cuniff's coaching efforts are primarily focused on the defensive end. His presence was pivotal in the rapid development of several defensemen including Christian Ehrhoff, Douglas Murray, Derek Joslin and Mike Moore. With a focus on player development, Cuniff assists in the Sharks Summer Development Camp and the Sharks Rookie Tournament.

For the past seven seasons, Cuniff has been an instructor at the San Jose Sharks Summer Hockey School. By doing so, he has shared his expertise with more than 1,000 campers ranging from age six to adult.

The son of the late NHL veteran and U.S. Olympic Team Coach John Cuniff, David played eight seasons of professional hockey in the American and East Coast Hockey Leagues. That stint included playing two seasons under his father with the American Hockey League's Albany River Rats (1998-00). After a one-year hiatus, he concluded his playing career in the 2001-02 season with Louisiana and Richmond in the ECHL. In 268 AHL and ECHL games, Cuniff scored 82 points (38 goals and 44 assists) and posted 555 penalty minutes.

The South Boston native played his college hockey at Salem State College and currently resides in Milton, Mass. with his wife Mary-Ann and their two sons, Patrick and David.



## MATTHEW WHITE

### Head Athletic Trainer

Matthew White enters his ninth season in the AHL and his fourth with the Worcester Sharks as head athletic trainer.

A graduate of University of New Hampshire and Boston University, White joined the Sharks after spending a year with intercollegiate athletes at Boston University. Before working at BU, he was the head athletic trainer for the American Hockey League's Cincinnati Mighty Ducks for five seasons. White has also served as an athletic trainer at the College of Holy Cross in Worcester.

During the offseason, White directs his own strength and conditioning program for junior and high school aged athletes throughout Central Massachusetts at the DCU Center.

White currently lives in Holden, Mass. with his wife Kim and their three children: Abigail, Eloise and Evelyn.



## JAIME RODRIGUEZ

### Strength and Conditioning Assistant

Jaime Rodriguez enters his third season as Worcester's strength and conditioning assistant. Rodriguez will be working part time with Head Athletic Trainer Matt White to help with the growth and development of the Sharks prospects in Worcester.

Rodriguez, a 2003 graduate of Lasell College, is the program director, head strength coach and personal trainer at Mike Boyles Strength and Conditioning. Most recently, Rodriguez served as assistant strength and conditioning coordinator for the 2007 Anaheim Ducks Prospect Camp.

Rodriguez is a native of The Bronx, N.Y. and currently lives in Arlington, Mass. with his wife Juliana and their son Jayden.



Proud to be the official  
Sports Medicine Provider  
for the Worcester Sharks



SAINT VINCENT  
HOSPITAL

*A history of excellence. A century of care.*

(508) 363-5000 • [StVincentHospital.com](http://StVincentHospital.com)



# The Ultimate Power Play!

Fallon Clinic Accepts  
ALL Major Insurances

Fallon Community  
Health Plan

Blue Cross Blue  
Shield of MA

AETNA

Harvard Pilgrim  
Health Care

CIGNA

...and more.



Dr. Bill Balcom has been a team physician for the New York Yankees, San Francisco Giants, and the WNBA Connecticut Sun.



Dr. Bill Morgan was the team physician for the 2004 World Series Champion Boston Red Sox and a physician consultant for the Boston Celtics.

Dr. Bill Morgan and Dr. Bill Balcom – leading the team of sports medicine experts for the Worcester Sharks

And now **YOU** can get the same high quality care as the pros!  
Find out more at [www.fallonclinic.org](http://www.fallonclinic.org)

 **FallonClinic**<sup>SM</sup>

Treating you well.<sup>SM</sup>

(800) AT-FALLON

[www.fallonclinic.org](http://www.fallonclinic.org)



## VINNY FERRAIUOLO

### Head Equipment Manager

Vinny Ferraiuolo enters his 13th season as equipment manager, his fifth as head equipment manager with San Jose's top development affiliate in the American Hockey League.

Before joining the Sharks, Ferraiuolo spent a season with the Bridgeport Sound Tigers and three with the Providence Bruins, including part of the Calder Cup Champions club in 1999. Ferraiuolo was named as equipment manager for the 2000 and 2009 AHL All-Star Classics for Planet USA.

The 31-year-old native of Roanoke, Va. has also served as the assistant equipment manager for the New York Islanders and head equipment manager for the Texas Wildcatters (a now-defunct ECHL team) and the Wheeling Nailers (ECHL). He resides in Worcester.



## TIM WEGNER

### Assistant Equipment Manager

Tim Wegner enters his third season with the Worcester Sharks, his first as the assistant equipment manager.

Wegner, 25, graduated from The Ohio State University with a major in Marketing and a minor in Communications. The Elyria, Ohio native spent two seasons as an account executive with the Sharks before being named the assistant equipment manager this past July.



## ERIC LINDQUIST

Director of Public Relations and Broadcasting  
Voice of the Worcester Sharks



WORCESTER SHARKS

Radio Play-by-Play Announcer Eric Lindquist returns for his third season as the "Voice of the Sharks" on 580AM and 94.9FM WTAG. This seven-year broadcasting veteran will also direct all public relations matters and structure the Sharks broadcast deals.

Lindquist also serves as the play-by-play announcer for all Sharks games televised on Charter TV-3 and the NHL Network. Last season, he called the action for the 2009 American Hockey League All-Star Game in Worcester on Sirius XM Radio and XM Canada.

Before joining the Sharks, Lindquist served as director of media relations and baseball operations and was the voice for the Long Beach Armada, a member of the Golden Baseball League. Lindquist joined the Armada after spending a season as the director of media relations and play-by-play announcer for the ECHL's Long Beach Ice Dogs.

Lindquist does have Massachusetts ties. He's a native of North Andover and was the color commentator for the former Lowell Lock Monsters and the Lowell Spinners, the single-A affiliate of the Boston Red Sox. He's a graduate of Northeastern University, where he called the action for men's hockey and baseball teams for two seasons.

HEAR ALL 80 GAMES ON



SELECT GAMES ON CHARTER WCTR3



ALL GAMES WEBCAST ON  
SHARKSAHL.COM



# SEATING CHART/TICKET INFORMATION

WORCESTER SHARKS

## INDIVIDUAL TICKET PRICES

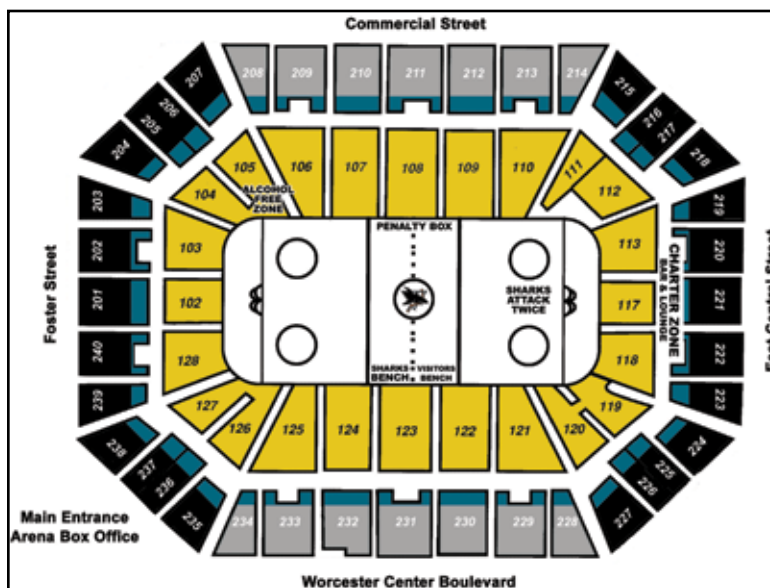
| LOCATION          | ADULT*         | SENIOR/<br>ACTIVE MILITARY* | YOUTH*         |
|-------------------|----------------|-----------------------------|----------------|
| <b>GOLD LEVEL</b> | <b>\$17.25</b> | <b>\$10.75</b>              | <b>\$10.75</b> |
| <b>TEAL LEVEL</b> | <b>\$14.25</b> | <b>\$10.75</b>              | <b>\$10.75</b> |

\*City of Worcester \$.50 facility fee included

## SEASON TICKET PRICES

| SEASON TICKET PLAN PRICING* | FULL SEASON ADULT/ CHILD & SENIOR | FULL SEASON FLEX ADULT/ CHILD & SENIOR | HALF SEASON ADULT/ CHILD & SENIOR | 10-GAME PLANS ADULT/ CHILD & SENIOR |
|-----------------------------|-----------------------------------|--|-----------------------------------|-------------------------------------|
| GOLD LEVEL                  | \$550/\$400                       | \$550/\$400                            | \$290/\$200                       | \$157.50/\$107.50                   |
| TEAL LEVEL                  | \$450/\$360                       | \$450/\$360                            | \$240/\$180                       | \$127.50/\$107.50                   |

## DCU CENTER SEATING CHART



For 26 years, the DCU Center in Worcester, Mass. has been recognized as the gathering place for people to experience the finest in entertainment, sporting events and public functions. Hailed as one of the nation's most successful entertainment and convention facilities, the DCU Center opened its doors in September 1982 with the legendary Frank Sinatra Inaugural Concert. Since that time, acts of all musical genres have found their way to the arena stage. From rock to rap, country to contemporary, millions of fans from all over the world have come to the DCU Center to see their favorite performers.



The arena features annual appearances of the top family shows including Ringling Bros. and Barnum & Bailey Circus, Sesame Street Live, Disney On Ice, Harlem Globetrotters and The Wiggles among others. The DCU Center also plays host to a variety of sporting and entertainment events including NCAA basketball and hockey, Holy Cross Basketball, Professional Bull Riding, MIAA High School Basketball Championships, Monster Trucks and more.

In addition, the building is the proud home to the American Hockey League's Worcester Sharks. Operated and affiliated with the San Jose Sharks, the Worcester Sharks play 40 regular season home games at the DCU Center.

The facility expanded in 1997 with the opening of an attached state-of-the-art convention center that features panoramic views of downtown Worcester. The complex, described as an architectural gem, added 50,000 square feet of exhibit space, 11 meeting rooms, a 12,144 square foot ballroom (the largest in Central Massachusetts) and a state-of-the-art kitchen. The facility's 100,000-plus square feet of exhibit space is filled by consumer shows, trade shows, conventions, conferences and other public and private functions year-round. An additional headquarters hotel for the facility, the Hilton Garden, opened in October 2006 doubling the number of rooms previously available in the facility's other headquarters hotel, the Crowne Plaza.

In October 2004, DCU (Digital Federal Credit Union) and the City of Worcester entered into a naming rights partnership to rename the arena and convention center to the DCU Center. DCU is a full-service, not-for-profit financial institution cooperatively owned by and operated for its members. DCU was chartered in October 1979. Well over 300,000 DCU members have made them one of the fastest growing credit unions in America.

Continuing to provide the best possible experience for the promoter, performer and patron, the DCU Center is owned by the City of Worcester and managed by SMG, the world's leading private management and developing firm for public assembly facilities. Headquartered in Philadelphia, SMG provides management services to more than 200 public assembly facilities including arenas, stadiums, performing arts centers, theatres and convention, conference and trade centers. As the recognized industry leader since 1977, SMG provides construction and design consulting, pre-opening services, venue management, sales and marketing and event booking and programming. SMG also offers food and beverage operations through our in-house catering company, SAVOR... Catering by SMG, currently servicing 65 accounts worldwide. With facilities across the United States and in Puerto Rico, Mexico, Canada, Europe and the Middle East, SMG controls more than 1.5 million entertainment seats worldwide and manages more than 10 million feet of exhibition space.



## BE A LEADER — PRESENTED BY ABIGAIL WILLIAMS & ASSOCIATES

Entering its third year, the “Be a Leader” program presented by Abigail Williams & Associates is the Worcester Sharks flagship educational initiative designed to educate children grades 4-6 in Central Massachusetts on the importance of developing strong leadership skills. The program utilizes Sharks players and an Abigail Williams & Associates representative to educate students on the importance of developing leadership skills and the benefits of working hard, sacrifice, taking care of yourself and other attributes found in being a successful leader. Each participant receives a “Be a Leader” workbook which includes a voucher to a Sharks home game courtesy of Abigail Williams & Associates.

## “READING IS COOL”

“Reading is Cool” enters its fourth year in local schools for the Worcester Sharks. The incentive-based literacy program is directed at elementary school students grades K-3 in Central Massachusetts and emphasizes that “Reading is Cool!” The program incorporates several individual components designed to promote the importance of reading, both at home and in the classroom. A Sharks player will visit and read to students in selected classrooms. More than 110 classrooms and 2,600-plus students from in and around Worcester are currently enrolled in the program. Each participant receives a “Reading is Cool” workbook which includes a voucher to a Sharks home game courtesy of Sharks Charities and Abigail Williams & Associates.

## SHARKS STREET BRIGADE PRESENTED BY FALLON CLINIC

The Sharks Street Brigade presented by Fallon Clinic is an interactive, mobile street hockey experience geared toward elementary school-aged children in order to generate an interest in hockey and make it more accessible to local youth.

## WORCESTER SHARKS SUMMER DAYS PRESENTED BY IRVING OIL

The Worcester Sharks remain extremely active during the offseason with more than 100 community appearances throughout Central Massachusetts. Worcester Sharks Summer Days presented by Irving Oil includes player and mascot appearances, Sharks Street Brigades and SharkHead Shootouts.

## SKATE WITH THE SHARKS

Four times during the season, the Worcester Sharks conduct a one-hour practice, followed by a one-hour open skate with the players. These practices are held at selected rinks in Central Massachusetts. They are free of charge and open to the public. Skate with the Sharks was voted favorite Sharks Community Event in a SharksAHL.com poll.

## MARY DEFEUDIS

### CHAIRWOMAN, SHARKS CHARITIES



Along with the Worcester Sharks, Mary DeFeudis is dedicated to revitalizing the City of Worcester. In conjunction with Sharks Charities, Ms. DeFeudis’ philanthropic endeavors have enabled the Sharks to become one of the most involved organizations in the Central Massachusetts region.

Ms. DeFeudis, a Worcester native, is an active and enthusiastic investor, philanthropist and volunteer in and around Worcester. She has focused her philanthropic and volunteer interests in organizations which benefit children, cancer research and bettering the Worcester community.

Ms. DeFeudis serves on the Board of Directors of UMASS Memorial Foundation and the Worcester Chapter of the American Red Cross. She sits on the Board of Trustees of Nichols College where she has started an annual Mary DeFeudis Scholarship, awarded each year to an outstanding student. In addition, she’s an investor and director of the Hanover Theater for the Performing Arts. She’s also involved with St. Jude’s Children’s Hospital, along with other healthcare organizations.

In addition to Ms. DeFeudis’ philanthropic endeavors, she’s an owner and member of the Board of Directors of the Worcester Tornadoes in the Can-Am Baseball League.

Ms. DeFeudis currently resides in Northborough, Mass. She’s a proud mother of two children — Gino DeFeudis and Elizabeth Giguere.



## SHARKS CHARITIES AND MARY DEFEUDIS

Sharks Charities, chaired by Mary DeFeudis, is a year-round initiative focused on meeting the educational, social and cultural needs of the Central Massachusetts community partnering with local organizations in an effort to enhance the lives of those less fortunate with a focus on young adults and children. Over the past three seasons, Sharks Charities has donated more than \$250,000 in the way of cash, toys, food, autographed Sharks memorabilia/merchandise, Sharks tickets and one-of-a-kind fan experiences.

In her fourth season as acting chairwoman of Sharks Charities, Ms. DeFeudis is dedicated to revitalizing the City of Worcester. In conjunction with Sharks Charities, Ms. DeFeudis' philanthropic endeavors enable the Sharks to become one of the most active and involved charitable organizations in Central Massachusetts.



To find out more information regarding the Worcester Sharks Community Programs, "Crash the Net" at [sharksahl.com](http://sharksahl.com) or call Michael Myers at 508-929-0528.



# 2008-09 WORCESTER SHARKS REGULAR SEASON STATISTICS

WORCESTER SHARKS

| NO | PLAYER                | POS | GP        | G          | A          | PTS        | +/-       | PIM         | PP        | PPA        | SHG       | SHA       | GW        | OT       | EN       | SOG      | SOGW     | SH          | SH%         |
|----|-----------------------|-----|-----------|------------|------------|------------|-----------|-------------|-----------|------------|-----------|-----------|-----------|----------|----------|----------|----------|-------------|-------------|
| 17 | Ryan Vesce            | RW  | 67        | 24         | 47         | 71         | 4         | 28          | 5         | 18         | 3         | 2         | 9         | 4        | 1        | 2        | 0        | 198         | .121        |
| 22 | Lukas Kaspar          | LW  | 65        | 17         | 27         | 44         | 11        | 40          | 7         | 8          | 0         | 2         | 2         | 0        | 1        | 0        | 0        | 195         | .087        |
| 20 | Riley Armstrong       | RW  | 71        | 25         | 17         | 42         | 8         | 101         | 6         | 8          | 1         | 0         | 6         | 1        | 2        | 0        | 0        | 217         | .115        |
| 2  | Patrick Traverse      | D   | 78        | 9          | 33         | 42         | -3        | 28          | 3         | 17         | 0         | 0         | 1         | 1        | 0        | 0        | 0        | 179         | .050        |
| 18 | Cory Larose           | C   | 53        | 19         | 21         | 40         | 2         | 38          | 5         | 9          | 0         | 1         | 1         | 0        | 1        | 1        | 0        | 125         | .152        |
| 9  | Tom Cavanagh          | C   | 51        | 15         | 24         | 39         | -8        | 37          | 7         | 8          | 2         | 0         | 3         | 0        | 1        | 0        | 0        | 137         | .109        |
| 15 | *Steven Zalewski      | C   | 75        | 13         | 26         | 39         | 5         | 26          | 2         | 7          | 2         | 0         | 2         | 0        | 0        | 1        | 1        | 192         | .068        |
| 5  | *Jason Demers         | D   | 78        | 2          | 31         | 33         | 15        | 54          | 1         | 9          | 0         | 0         | 0         | 0        | 0        | 0        | 0        | 122         | .016        |
| 44 | *Jamie McGinn         | LW  | 47        | 19         | 11         | 30         | 4         | 52          | 8         | 1          | 0         | 0         | 1         | 0        | 0        | 1        | 0        | 147         | .129        |
| 25 | Derek Joslin          | D   | 63        | 11         | 19         | 30         | -6        | 40          | 6         | 11         | 1         | 0         | 2         | 0        | 0        | 0        | 0        | 180         | .061        |
| 21 | *Matt Fornataro       | C   | 51        | 10         | 15         | 25         | -10       | 30          | 4         | 4          | 0         | 0         | 0         | 0        | 0        | 1        | 1        | 128         | .078        |
| 33 | *Andrew Desjardins    | C   | 74        | 8          | 14         | 22         | 4         | 99          | 0         | 3          | 0         | 1         | 2         | 0        | 0        | 0        | 0        | 111         | .072        |
| 13 | T.J. Fox              | C   | 79        | 7          | 11         | 18         | -2        | 15          | 0         | 2          | 1         | 0         | 1         | 0        | 1        | 0        | 0        | 120         | .058        |
| 8  | *Mike Moore           | D   | 76        | 5          | 13         | 18         | 14        | 132         | 1         | 3          | 0         | 1         | 1         | 1        | 0        | 0        | 0        | 126         | .040        |
| 16 | xTrent Campbell (TTL) | LW  | 33        | 5          | 10         | 15         | 2         | 8           | 2         | 1          | 0         | 0         | 1         | 0        | 2        | 0        | 0        | 40          | .125        |
|    | (POR)                 | LW  | 17        | 3          | 5          | 8          | 4         | 2           | 0         | 1          | 0         | 0         | 1         | 0        | 1        | 0        | 0        | 20          | .150        |
|    | (WOR)                 | LW  | 16        | 2          | 5          | 7          | -2        | 6           | 2         | 0          | 0         | 0         | 0         | 0        | 1        | 0        | 0        | 20          | .100        |
| 11 | *P.J. Fenton          | F   | 52        | 6          | 8          | 14         | 4         | 22          | 1         | 0          | 0         | 0         | 1         | 0        | 0        | 0        | 0        | 94          | .064        |
| 23 | Dan DaSilva           | RW  | 26        | 6          | 7          | 13         | 9         | 27          | 0         | 1          | 0         | 0         | 4         | 0        | 0        | 0        | 0        | 50          | .120        |
| 19 | *Mike Morris          | RW  | 17        | 5          | 6          | 11         | -2        | 6           | 2         | 2          | 0         | 0         | 0         | 0        | 1        | 0        | 0        | 39          | .128        |
| 32 | xClaude Lemieux       | RW  | 23        | 3          | 8          | 11         | 2         | 24          | 0         | 2          | 0         | 0         | 1         | 0        | 0        | 0        | 0        | 67          | .045        |
| 24 | Brett Westgarth       | D   | 77        | 2          | 7          | 9          | 6         | 137         | 0         | 0          | 0         | 2         | 1         | 0        | 0        | 0        | 0        | 65          | .031        |
| 7  | Brendan Buckley       | D   | 67        | 1          | 8          | 9          | -3        | 92          | 0         | 0          | 1         | 1         | 0         | 0        | 0        | 0        | 0        | 64          | .016        |
| 14 | *Frazer McLaren       | LW  | 75        | 7          | 1          | 8          | -11       | 181         | 0         | 0          | 0         | 0         | 1         | 0        | 0        | 0        | 0        | 66          | .106        |
| 12 | *Matt Jones           | RW  | 46        | 2          | 6          | 8          | 1         | 19          | 0         | 0          | 0         | 0         | 0         | 0        | 0        | 0        | 0        | 55          | .036        |
| 4  | Kyle McLaren          | D   | 22        | 1          | 6          | 7          | 1         | 19          | 0         | 0          | 0         | 0         | 1         | 0        | 0        | 0        | 0        | 24          | .042        |
| 26 | *Michael Wilson       | D   | 31        | 1          | 4          | 5          | -10       | 14          | 0         | 1          | 0         | 0         | 0         | 0        | 0        | 0        | 0        | 29          | .034        |
| 6  | Brad Staubitz         | LW  | 38        | 0          | 5          | 5          | -11       | 130         | 0         | 0          | 0         | 0         | 0         | 0        | 0        | 0        | 0        | 40          | .000        |
| 27 | xMatt Kinch           | D   | 3         | 0          | 2          | 2          | 0         | 0           | 0         | 0          | 0         | 0         | 0         | 0        | 0        | 0        | 0        | 8           | .000        |
| 16 | xTorrey Mitchell      | C   | 2         | 1          | 0          | 1          | 0         | 0           | 0         | 0          | 0         | 0         | 0         | 0        | 0        | 0        | 0        | 3           | .333        |
| 29 | Thomas Greiss         | G   | 57        | 0          | 1          | 1          | 0         | 0           | 0         | 0          | 0         | 1         | 0         | 0        | 0        | 0        | 0        | 0           | .000        |
| 10 | xTim Branham          | D   | 1         | 0          | 0          | 0          | 0         | 0           | 0         | 0          | 0         | 0         | 0         | 0        | 0        | 0        | 0        | 0           | .000        |
| 30 | xGerald Coleman       | G   | 3         | 0          | 0          | 0          | 0         | 0           | 0         | 0          | 0         | 0         | 0         | 0        | 0        | 0        | 0        | 0           | .000        |
| 35 | *Kyle Jones           | G   | 3         | 0          | 0          | 0          | 0         | 0           | 0         | 0          | 0         | 0         | 0         | 0        | 0        | 0        | 0        | 0           | .000        |
| 27 | xAshton Rome          | RW  | 3         | 0          | 0          | 0          | -1        | 2           | 0         | 0          | 0         | 0         | 0         | 0        | 0        | 0        | 0        | 7           | .000        |
| 37 | *Logan Couture        | C   | 4         | 0          | 0          | 0          | -1        | 7           | 0         | 0          | 0         | 0         | 0         | 0        | 0        | 0        | 0        | 9           | .000        |
| 27 | *xJames McEwan        | LW  | 4         | 0          | 0          | 0          | -2        | 10          | 0         | 0          | 0         | 0         | 0         | 0        | 0        | 0        | 0        | 1           | .000        |
| 39 | Taylor Dakers         | G   | 21        | 0          | 0          | 0          | 0         | 0           | 0         | 0          | 0         | 0         | 0         | 0        | 0        | 0        | 0        | 0           | .000        |
|    | BENCH                 |     | 80        | 2          |            |            |           | 30          |           |            |           |           |           |          |          |          |          | 2           |             |
|    | <b>TOTALS</b>         |     | <b>80</b> | <b>223</b> | <b>383</b> | <b>604</b> | <b>18</b> | <b>1446</b> | <b>60</b> | <b>114</b> | <b>11</b> | <b>11</b> | <b>40</b> | <b>7</b> | <b>9</b> | <b>6</b> | <b>2</b> | <b>2820</b> | <b>.078</b> |

| NO | GOALIE          | GP        | MINS        | W         | L         | SOL      | SO       | EN       | GA         | GAA         | SOW      | SOL      | SOGA     | SOA       | SO%         | SA          | SVS         | SV%         |
|----|-----------------|-----------|-------------|-----------|-----------|----------|----------|----------|------------|-------------|----------|----------|----------|-----------|-------------|-------------|-------------|-------------|
| 29 | Thomas Greiss   | 57        | 3346        | 30        | 24        | 2        | 1        | 6        | 138        | 2.47        | 2        | 2        | 5        | 18        | .722        | 1488        | 1350        | .907        |
| 39 | Taylor Dakers   | 21        | 1220        | 11        | 9         | 0        | 1        | 1        | 58         | 2.85        | 0        | 0        | 0        | 0         | .000        | 561         | 503         | .897        |
| 30 | xGerald Coleman | 3         | 112         | 0         | 2         | 0        | 0        | 1        | 6          | 3.23        | 0        | 0        | 0        | 0         | .000        | 41          | 35          | .854        |
| 35 | * Kyle Jones    | 3         | 127         | 1         | 1         | 0        | 0        | 0        | 11         | 5.20        | 0        | 0        | 0        | 0         | .000        | 45          | 34          | .756        |
|    | <b>TOTALS</b>   | <b>80</b> | <b>4805</b> | <b>42</b> | <b>36</b> | <b>2</b> | <b>2</b> | <b>8</b> | <b>213</b> | <b>2.66</b> | <b>2</b> | <b>2</b> | <b>5</b> | <b>18</b> | <b>.722</b> | <b>2135</b> | <b>1922</b> | <b>.900</b> |

x — inactive, \* — rookie



ATLANTIC DIVISION SEMIFINAL

HARTFORD (2) VS. WORCESTER (4)

Worcester wins series 4-2

- Game 1 - April 16 Worcester (0) at Hartford (2)
- Game 2 - April 18 Worcester (3) at Hartford (5)
- Game 3 - April 20 Hartford (2) at Worcester (3) 2OT
- Game 4 - April 22 Hartford (0) at Worcester (6)
- Game 5 - April 23 Worcester (3) at Hartford (1)
- Game 6 - April 25 Hartford (3) at Worcester (5)

ATLANTIC DIVISION FINAL

PROVIDENCE (4) VS. WORCESTER (2)

Providence wins series 4-2

- Game 1 - April 28 Worcester (2) at Providence (3) OT
- Game 2 - May 6 Providence (4) at Worcester (2)
- Game 3 - May 8 Worcester (5) at Providence (3)
- Game 4 - May 9 Providence (0) at Worcester (1)
- Game 5 - May 11 Worcester (3) at Providence (4)
- Game 6 - May 13 Providence (5) at Worcester (1)

WORCESTER SHARKS STATISTICS

| NO | PLAYER             | POS | GP        | G         | A         | PTS       | +/-       | PIM        | PP       | PPA       | SHG      | SHA      | GW       | OT       | EN       | SH         | SH%         |
|----|--------------------|-----|-----------|-----------|-----------|-----------|-----------|------------|----------|-----------|----------|----------|----------|----------|----------|------------|-------------|
| 20 | Riley Armstrong    | RW  | 12        | 3         | 10        | 13        | 4         | 46         | 0        | 4         | 0        | 0        | 0        | 0        | 1        | 29         | .103        |
| 23 | Dan DaSilva        | RW  | 12        | 3         | 7         | 10        | 2         | 6          | 1        | 4         | 0        | 0        | 1        | 0        | 0        | 26         | .115        |
| 17 | Ryan Vesce         | RW  | 12        | 3         | 7         | 10        | -2        | 22         | 0        | 2         | 0        | 0        | 1        | 1        | 0        | 39         | .077        |
| 2  | Patrick Traverse   | D   | 12        | 4         | 5         | 9         | 6         | 4          | 4        | 1         | 0        | 1        | 0        | 0        | 0        | 33         | .121        |
| 33 | *Andrew Desjardins | C   | 12        | 4         | 2         | 6         | 7         | 13         | 0        | 0         | 1        | 0        | 0        | 0        | 0        | 19         | .211        |
| 9  | Tom Cavanagh       | C   | 12        | 3         | 2         | 5         | 2         | 8          | 0        | 0         | 0        | 0        | 1        | 0        | 0        | 32         | .094        |
| 14 | *Frazer McLaren    | LW  | 12        | 1         | 4         | 5         | 3         | 50         | 0        | 0         | 0        | 0        | 1        | 0        | 0        | 17         | .059        |
| 44 | *Jamie McGinn      | LW  | 6         | 4         | 0         | 4         | -3        | 19         | 2        | 0         | 0        | 0        | 1        | 0        | 0        | 13         | .308        |
| 22 | Lukas Kaspar       | LW  | 12        | 2         | 2         | 4         | -1        | 0          | 0        | 0         | 0        | 0        | 0        | 0        | 0        | 26         | .077        |
| 5  | *Jason Demers      | D   | 12        | 0         | 4         | 4         | -7        | 6          | 0        | 2         | 0        | 0        | 0        | 0        | 0        | 20         | .000        |
| 13 | T.J. Fox           | C   | 9         | 3         | 0         | 3         | 0         | 4          | 0        | 0         | 0        | 0        | 1        | 0        | 0        | 11         | .273        |
| 37 | *Logan Couture     | C   | 12        | 2         | 1         | 3         | 5         | 11         | 0        | 0         | 0        | 0        | 0        | 0        | 0        | 19         | .105        |
| 7  | Brendan Buckley    | D   | 10        | 1         | 2         | 3         | 4         | 18         | 0        | 0         | 0        | 0        | 0        | 0        | 0        | 10         | .100        |
| 18 | Cory Larose        | C   | 8         | 1         | 1         | 2         | 0         | 4          | 1        | 0         | 0        | 0        | 0        | 0        | 0        | 20         | .050        |
| 6  | Brad Staubitz      | LW  | 10        | 0         | 2         | 2         | -1        | 15         | 0        | 0         | 0        | 0        | 0        | 0        | 0        | 5          | .000        |
| 25 | Derek Joslin       | D   | 12        | 0         | 2         | 2         | -6        | 8          | 0        | 1         | 0        | 0        | 0        | 0        | 0        | 30         | .000        |
| 21 | *Matt Fornataro    | C   | 1         | 0         | 1         | 1         | 1         | 0          | 0        | 0         | 0        | 0        | 0        | 0        | 0        | 0          | .000        |
| 4  | Kyle McLaren       | D   | 7         | 0         | 1         | 1         | 4         | 2          | 0        | 0         | 0        | 0        | 0        | 0        | 0        | 4          | .000        |
| 8  | *Mike Moore        | D   | 12        | 0         | 1         | 1         | 7         | 17         | 0        | 0         | 0        | 0        | 0        | 0        | 0        | 20         | .000        |
| 15 | *Steven Zalewski   | C   | 12        | 0         | 1         | 1         | -2        | 6          | 0        | 0         | 0        | 0        | 0        | 0        | 0        | 24         | .000        |
| 24 | Brett Westgarth    | D   | 9         | 0         | 0         | 0         | 2         | 42         | 0        | 0         | 0        | 0        | 0        | 0        | 0        | 7          | .000        |
| 29 | Thomas Greiss      | G   | 12        | 0         | 0         | 0         | 0         | 0          | 0        | 0         | 0        | 0        | 0        | 0        | 0        | 0          | .000        |
|    | BENCH              |     | 12        |           |           |           |           | 2          |          |           |          |          |          |          |          |            |             |
|    | <b>TOTALS</b>      |     | <b>12</b> | <b>34</b> | <b>55</b> | <b>89</b> | <b>25</b> | <b>303</b> | <b>8</b> | <b>14</b> | <b>1</b> | <b>1</b> | <b>6</b> | <b>1</b> | <b>1</b> | <b>404</b> | <b>.084</b> |









| NO | GOALIE        | GP        | MINS       | W        | L        | SO       | EN       | GA        | GAA         | SA         | SVS        | SV%         |
|----|---------------|-----------|------------|----------|----------|----------|----------|-----------|-------------|------------|------------|-------------|
| 29 | Thomas Greiss | 12        | 742        | 6        | 6        | 2        | 2        | 30        | 2.43        | 342        | 312        | .912        |
|    | <b>TOTALS</b> | <b>12</b> | <b>742</b> | <b>6</b> | <b>6</b> | <b>2</b> | <b>2</b> | <b>30</b> | <b>2.43</b> | <b>342</b> | <b>312</b> | <b>.912</b> |

x — inactive, \* — rookie










## EASTERN CONFERENCE

### ATLANTIC DIVISION

-  Bridgeport Sound Tigers (N.Y. Islanders)
-  Hartford Wolf Pack (N.Y. Rangers)
-  Lowell Devils (New Jersey Devils)
-  Manchester Monarchs (Los Angeles Kings)
-  Portland Pirates (Buffalo Sabres)
-  Providence Bruins (Boston Bruins)
-  Springfield Falcons (Edmonton Oilers)
-  **Worcester Sharks (San Jose Sharks)**

### EAST DIVISION








-  Adirondack Phantoms (Philadelphia Flyers)
-  Albany River Rats (Carolina Hurricanes)
-  Binghamton Senators (Ottawa Senators)
-  Hershey Bears (Washington Capitals)
-  Norfolk Admirals (Tampa Bay Lightning)
-  Syracuse Crunch (Columbus Blue Jackets)
-  Wilkes-Barre/Scranton Penguins (Pittsburgh Penguins)

## WESTERN CONFERENCE

### NORTH DIVISION

-  Abbotsford Heat (Calgary Flames)
-  Grand Rapids Griffins (Detroit Red Wings)
-  Hamilton Bulldogs (Montreal Canadiens)
-  Lake Erie Monsters (Colorado Avalanche)
-  Manitoba Moose (Vancouver Canucks)
-  Rochester Americans (Florida Panthers)
-  Toronto Marlies (Toronto Maple Leafs)

### WEST DIVISION

-  Chicago Wolves (Atlanta Thrashers)
-  Houston Aeros (Minnesota Wild)
-  Milwaukee Admirals (Nashville Predators)
-  Peoria Rivermen (St. Louis Blues)
-  Rockford IceHogs (Chicago Blackhawks)
-  San Antonio Rampage (Phoenix Coyotes)
-  Texas Stars (Dallas Stars)



## EASTERN CONFERENCE

| RK | ATLANTIC DIVISION                    | GP        | W         | L         | OTL      | SOL      | PTS       | PCT         | GF         | GA         |
|----|--------------------------------------|-----------|-----------|-----------|----------|----------|-----------|-------------|------------|------------|
| 1  | <sup>y</sup> Hartford Wolf Pack      | 80        | 46        | 27        | 3        | 4        | 99        | .619        | 243        | 216        |
| 2  | <sup>x</sup> Providence Bruins       | 80        | 43        | 29        | 2        | 6        | 94        | .588        | 238        | 232        |
| 3  | <sup>x</sup> Portland Pirates        | 80        | 39        | 31        | 3        | 7        | 88        | .550        | 249        | 239        |
| 4  | <sup>x</sup> <b>Worcester Sharks</b> | <b>80</b> | <b>42</b> | <b>35</b> | <b>1</b> | <b>2</b> | <b>87</b> | <b>.544</b> | <b>223</b> | <b>223</b> |
| 5  | Manchester Monarchs                  | 80        | 37        | 35        | 0        | 8        | 82        | .512        | 211        | 218        |
| 6  | Lowell Devils                        | 80        | 35        | 36        | 2        | 7        | 79        | .494        | 213        | 243        |
| 7  | Springfield Falcons                  | 80        | 24        | 44        | 8        | 4        | 60        | .375        | 188        | 258        |

| RK | EAST DIVISION                               | GP | W  | L  | OTL | SOL | PTS | PCT  | GF  | GA  |
|----|---|----|----|----|-----|-----|-----|------|-----|-----|
| 1  | <sup>yz</sup> Hershey Bears                 | 80 | 49 | 23 | 2   | 6   | 106 | .662 | 296 | 240 |
| 2  | <sup>x</sup> Bridgeport Sound Tigers        | 80 | 49 | 23 | 3   | 5   | 106 | .662 | 241 | 212 |
| 3  | <sup>x</sup> Wilkes-Barre/Scranton Penguins | 80 | 49 | 25 | 3   | 3   | 104 | .650 | 274 | 212 |
| 4  | <sup>x</sup> Philadelphia Phantoms          | 80 | 43 | 30 | 2   | 5   | 93  | .581 | 234 | 232 |
| 5  | Binghamton Senators                         | 80 | 41 | 30 | 5   | 4   | 91  | .569 | 232 | 238 |
| 6  | Norfolk Admirals                            | 80 | 33 | 38 | 4   | 5   | 75  | .469 | 236 | 269 |
| 7  | Albany River Rats                           | 80 | 33 | 40 | 3   | 4   | 73  | .456 | 219 | 258 |

## WESTERN CONFERENCE

| RK | NORTH DIVISION                     | GP | W  | L  | OTL | SOL | PTS | PCT  | GF  | GA  |
|----|------------------------------------|----|----|----|-----|-----|-----|------|-----|-----|
| 1  | <sup>y</sup> Manitoba Moose        | 80 | 50 | 23 | 1   | 6   | 107 | .669 | 239 | 188 |
| 2  | <sup>x</sup> Hamilton Bulldogs     | 80 | 49 | 27 | 4   | 0   | 102 | .637 | 263 | 201 |
| 3  | <sup>x</sup> Grand Rapids Griffins | 80 | 43 | 25 | 6   | 6   | 98  | .613 | 255 | 226 |
| 4  | <sup>x</sup> Toronto Marlies       | 80 | 39 | 29 | 5   | 7   | 90  | .562 | 240 | 229 |
| 5  | Syracuse Crunch                    | 80 | 40 | 32 | 5   | 3   | 88  | .550 | 214 | 226 |
| 6  | Lake Erie Monsters                 | 80 | 34 | 38 | 3   | 5   | 76  | .475 | 199 | 218 |
| 7  | Rochester Americans                | 80 | 29 | 43 | 0   | 8   | 66  | .412 | 184 | 259 |

| RK | WEST DIVISION                   | GP | W  | L  | OTL | SOL | PTS | PCT  | GF  | GA  |
|----|---------------------------------|----|----|----|-----|-----|-----|------|-----|-----|
| 1  | <sup>y</sup> Milwaukee Admirals | 80 | 49 | 22 | 3   | 6   | 107 | .669 | 229 | 195 |
| 2  | <sup>x</sup> Peoria Rivermen    | 80 | 43 | 31 | 2   | 4   | 92  | .575 | 215 | 211 |
| 3  | <sup>x</sup> Houston Aeros      | 80 | 38 | 31 | 2   | 9   | 87  | .544 | 218 | 230 |
| 4  | <sup>x</sup> Rockford IceHogs   | 80 | 40 | 34 | 0   | 6   | 86  | .537 | 229 | 220 |
| 5  | Quad City Flames                | 80 | 36 | 31 | 6   | 7   | 85  | .531 | 212 | 216 |
| 6  | Chicago Wolves                  | 80 | 38 | 37 | 3   | 2   | 81  | .506 | 226 | 222 |
| 7  | Iowa Chops                      | 80 | 33 | 33 | 4   | 10  | 80  | .500 | 209 | 260 |
| 8  | San Antonio Rampage             | 80 | 36 | 38 | 2   | 4   | 78  | .487 | 205 | 243 |

y — division champion

x — participated in playoffs

z — Calder Cup Champions



# ALL-TIME ROSTER

WORCESTER SHARKS

| NO    | POS | SKATERS             | YEARS   | GP  | G  | A  | PTS | +/- | PIM |
|-------|-----|---------------------|---------|-----|----|----|-----|-----|-----|
| 9     | C   | Tom Cavanagh        | 2006-09 | 202 | 46 | 92 | 138 | -3  | 148 |
| 22    | LW  | Lukas Kaspar        | 2006-09 | 216 | 46 | 79 | 125 | 1   | 148 |
| 37    | C   | Mike Iggulden       | 2007-08 | 151 | 59 | 64 | 123 | -18 | 118 |
| 21    | RW  | Graham Mink         | 2007-08 | 132 | 55 | 63 | 118 | -2  | 119 |
| 20    | RW  | Riley Armstrong     | 2006-09 | 208 | 59 | 53 | 112 | 13  | 300 |
| 2     | D   | Patrick Traverse    | 2006-09 | 197 | 20 | 69 | 89  | -4  | 94  |
| 12    | LW  | Mathieu Darche      | 2006-07 | 76  | 35 | 45 | 80  | 6   | 72  |
| 17    | C   | Ryan Vesce          | 2008-09 | 67  | 24 | 47 | 71  | 4   | 28  |
| 6,25  | D   | Derek Joslin        | 2006-09 | 146 | 21 | 43 | 64  | -21 | 84  |
| 7     | D   | Dan Spang           | 2006-08 | 125 | 12 | 44 | 56  | -10 | 59  |
| 5     | D   | Tom Walsh           | 2006-08 | 105 | 7  | 38 | 45  | -5  | 36  |
| 15    | C   | Steven Zalewski     | 2007-09 | 82  | 15 | 30 | 45  | 2   | 26  |
| 13    | F   | T.J. Fox            | 2007-09 | 150 | 19 | 23 | 42  | 0   | 48  |
| 8     | D   | Garrett Stafford    | 2006-07 | 77  | 11 | 30 | 41  | 3   | 58  |
| 14    | C   | Craig Valette       | 2006-08 | 124 | 19 | 21 | 40  | -6  | 174 |
| 23    | C   | Josh Prudden        | 2006-08 | 88  | 14 | 26 | 40  | 13  | 48  |
| 18    | C   | Cory Larose         | 2008-09 | 53  | 19 | 21 | 40  | 2   | 38  |
| 19    | RW  | Grant Stevenson     | 2006-07 | 59  | 14 | 25 | 39  | 3   | 30  |
| 44    | LW  | Jamie McGinn        | 2006-09 | 59  | 20 | 14 | 34  | -1  | 56  |
| 5     | D   | Jason Demers        | 2008-09 | 78  | 2  | 31 | 33  | 15  | 54  |
| 3,6   | D/F | Brad Staubitz       | 2006-09 | 162 | 7  | 23 | 30  | -28 | 462 |
| 44    | D   | Brennan Evans       | 2006-08 | 155 | 3  | 27 | 30  | 23  | 381 |
| 26    | LW  | Dennis Packard      | 2007-08 | 76  | 11 | 19 | 30  | 6   | 31  |
| 24    | C   | Tomas Plihal        | 2006-08 | 69  | 11 | 16 | 27  | 0   | 40  |
| 10    | F   | Nate Raduns         | 2007-08 | 56  | 12 | 15 | 27  | -8  | 42  |
| 10,17 | RW  | Ashton Rome         | 2006-09 | 128 | 15 | 11 | 26  | -26 | 114 |
| 11    | C   | Joe Pavelski        | 2006-07 | 16  | 8  | 18 | 26  | 9   | 8   |
| 21    | C   | Matt Fornataro      | 2008-09 | 51  | 10 | 15 | 25  | -10 | 30  |
| 32    | D   | Scott Ferguson      | 2006-07 | 79  | 4  | 19 | 23  | 1   | 101 |
| 33    | C   | Andrew Desjardins   | 2008-09 | 74  | 8  | 14 | 22  | 4   | 99  |
| 18    | RW  | Devin Setoguchi     | 2007-08 | 23  | 8  | 11 | 19  | 0   | 25  |
| 34    | D   | Mathieu Biron       | 2006-07 | 24  | 3  | 15 | 18  | 7   | 42  |
| 8     | D   | Mike Moore          | 2007-09 | 79  | 5  | 13 | 18  | 14  | 148 |
| 11    | LW  | PJ Fenton           | 2007-09 | 56  | 6  | 8  | 14  | 3   | 26  |
| 23    | RW  | Dan DaSilva         | 2008-09 | 26  | 6  | 7  | 13  | 9   | 27  |
| 19    | RW  | Mike Morris         | 2007-09 | 26  | 6  | 7  | 13  | -8  | 8   |
| 32    | RW  | Claude Lemieux      | 2008-09 | 23  | 3  | 8  | 11  | 2   | 24  |
| 12    | RW  | Matt (M.) Jones     | 2007-09 | 53  | 4  | 7  | 11  | 0   | 27  |
| 17    | D   | Justin Kurtz        | 2006-07 | 55  | 3  | 7  | 10  | 0   | 46  |
| 28    | D   | Marc Busenburg      | 2007-08 | 31  | 1  | 8  | 9   | 2   | 10  |
| 7     | D   | Brendan Buckley     | 2008-09 | 67  | 1  | 8  | 9   | -3  | 92  |
| 24    | D   | Brett Westgarth     | 2008-09 | 77  | 2  | 7  | 9   | 6   | 137 |
| 24,14 | LW  | Frazer McLaren      | 2007-09 | 79  | 7  | 2  | 9   | -11 | 198 |
| 41    | C   | Torrey Mitchell     | 2006-09 | 13  | 3  | 5  | 8   | 7   | 27  |
| 38    | RW  | Michal Macho        | 2006-07 | 27  | 1  | 6  | 7   | -1  | 10  |
| 31    | RW  | Steve Bernier       | 2006-07 | 10  | 3  | 4  | 7   | 4   | 2   |
| 4     | D   | Kyle McLaren        | 2008-09 | 22  | 1  | 6  | 7   | 1   | 19  |
| 16    | LW  | Trent Campbell      | 2008-09 | 16  | 2  | 5  | 7   | -2  | 6   |
| 11    | LW  | Brady Leisenring    | 2006-08 | 27  | 2  | 3  | 5   | -1  | 14  |
| 27    | D   | J.D. Forrest        | 2007-08 | 16  | 1  | 4  | 5   | -6  | 10  |
| 26    | D   | Michael Wilson      | 2008-09 | 31  | 1  | 4  | 5   | -10 | 14  |
| 29    | G   | Thomas Greiss       | 2006-09 | 141 | 0  | 4  | 4   | 0   | 27  |
| 6     | D   | Doug Murray         | 2006-07 | 5   | 2  | 1  | 3   | 4   | 8   |
| 35    | G   | Dimitri Patzold     | 2006-08 | 46  | 0  | 2  | 2   | 0   | 2   |
| 18    | D   | Matt Carle          | 2006-07 | 3   | 0  | 2  | 2   | 1   | 0   |
| 4     | D   | Marc-Edouard Vlasic | 2007-08 | 1   | 0  | 2  | 2   | 1   | 0   |



# ALL-TIME ROSTER

| NO | POS | SKATERS           | YEARS   | GP | G | A | PTS | +/- | PIM |
|----|-----|-------------------|---------|----|---|---|-----|-----|-----|
| 27 | D   | Matt Kinch        | 2008-09 | 3  | 0 | 2 | 2   | 0   | 0   |
| 39 | LW  | Glenn Olson       | 2006-07 | 21 | 0 | 1 | 1   | -3  | 51  |
| 41 | LW  | John Laliberte    | 2006-07 | 9  | 0 | 1 | 1   | -2  | 2   |
| 34 | RW  | Jonathan Tremblay | 2006-08 | 20 | 0 | 1 | 1   | -2  | 42  |
| 5  | D   | Josh Gorges       | 2006-07 | 7  | 0 | 1 | 1   | -5  | 2   |
| 27 | G   | Nolan Schaefer    | 2006-07 | 16 | 0 | 1 | 1   | 0   | 0   |
| 22 | C   | Sean Collins      | 2006-07 | 4  | 0 | 1 | 1   | -3  | 2   |
| 23 | C   | Oren Eizenman     | 2007-08 | 7  | 0 | 1 | 1   | -6  | 4   |
| 27 | D   | Sandis Ozolinsh   | 2007-08 | 2  | 0 | 1 | 1   | 0   | 0   |
| 39 | G   | Taylor Dakers     | 2007-09 | 43 | 0 | 1 | 1   | 0   | 0   |
| 2  | D   | Brian Yandle      | 2006-07 | 1  | 0 | 0 | 0   | -1  | 2   |
| 38 | F   | Scott Mifsud      | 2006-07 | 1  | 0 | 0 | 0   | 0   | 0   |
| 8  | D   | Brian White       | 2007-08 | 2  | 0 | 0 | 0   | 1   | 0   |
| 41 | C   | Daniel Sisca      | 2007-08 | 2  | 0 | 0 | 0   | 1   | 2   |
| 4  | D   | David MacDonald   | 2007-08 | 7  | 0 | 0 | 0   | -4  | 23  |
| 41 | C   | Mathieu Curadeau  | 2007-08 | 1  | 0 | 0 | 0   | -1  | 0   |
| 4  | D   | Sean Hurley       | 2007-08 | 1  | 0 | 0 | 0   | -1  | 0   |
| 3  | D   | Ty Wishart        | 2007-08 | 5  | 0 | 0 | 0   | 1   | 0   |
| 30 | G   | Gerald Coleman    | 2008-09 | 3  | 0 | 0 | 0   | 0   | 0   |
| 27 | F   | James McEwan      | 2008-09 | 4  | 0 | 0 | 0   | -2  | 10  |
| 35 | G   | Kyle Jones        | 2008-09 | 3  | 0 | 0 | 0   | 0   | 0   |
| 37 | C   | Logan Couture     | 2008-09 | 4  | 0 | 0 | 0   | -1  | 7   |
| 10 | D   | Tim Branham       | 2008-09 | 1  | 0 | 0 | 0   | 0   | 0   |

| NO | GOALTENDERS     | YEARS   | GP  | MINS  | W  | L  | T/SOL | SO | GA  | GAA  | SA    | SVS   | SV%  |
|----|-----------------|---------|-----|-------|----|----|-------|----|-----|------|-------|-------|------|
| 29 | Thomas Greiss   | 2006-09 | 141 | 8,325 | 74 | 60 | 6     | 1  | 374 | 2.70 | 3,908 | 3,534 | .894 |
| 39 | Taylor Dakers   | 2007-09 | 43  | 2,446 | 18 | 20 | 1     | 1  | 122 | 2.99 | 1,137 | 1,015 | .893 |
| 35 | Dimitri Patzold | 2006-08 | 45  | 2,562 | 17 | 18 | 6     | 1  | 133 | 3.11 | 1,238 | 1,105 | .893 |
| 27 | Nolan Schaefer  | 2006-07 | 16  | 921   | 5  | 8  | 3     | 0  | 43  | 2.80 | 417   | 374   | .897 |
| 35 | Kyle Jones      | 2008-09 | 3   | 127   | 1  | 1  | 0     | 0  | 11  | 5.20 | 45    | 34    | .756 |
| 30 | Gerald Coleman  | 2008-09 | 3   | 112   | 0  | 2  | 0     | 0  | 6   | 3.23 | 41    | 35    | .854 |



Graham Mink



## TEAM

- MOST POINTS** — 93, 2006-07
- FEWEST POINTS** — 75, 2007-08
- MOST WINS** — 42, 2008-09
- FEWEST WINS** — 32, 2007-08
- MOST GOALS, SEASON** — 247, 2006-07
- FEWEST GOALS, SEASON** — 216, 2007-08
- MOST GOALS ALLOWED, SEASON** — 258, 2007-08
- FEWEST GOALS ALLOWED, SEASON** — 223, 2008-09
- MOST PIM, SEASON** — 1,446, 2008-09
- FEWEST PIM, SEASON** — 1,376, 2007-08
- LONGEST WINNING STREAK, OVERALL** — 7 games, 3/16-3/31/07
- LONGEST WINNING STREAK, HOME** — 6 games, 3/9/07-3/24/07
- LONGEST WINNING STREAK, ROAD** — 5 games, 3/24/09-4/4/09
- LONGEST LOSING STREAK, OVERALL** — 7 games, 2/10/08-2/24/08
- LONGEST LOSING STREAK, HOME** — 7 games, 11/17/06-12/16/06
- LONGEST LOSING STREAK, ROAD** — 6 games, 3/15/08-4/5/08
- LONGEST WINLESS STREAK, OVERALL** — 7 games, 2/10/08-2/24/08 (0-6-1-0)
- LONGEST WINLESS STREAK, HOME** — 7 games, 11/17/06-12/16/06 (0-6-1-0)
- LONGEST WINLESS STREAK, ROAD** — 6 games, twice last 3/15/08-4/5/08 (0-6-0-0)

## INDIVIDUAL

- MOST POINTS, SEASON** — 80, Mathieu Darche, 2006-07
- MOST GOALS, SEASON** — 35, Mathieu Darche, 2006-07
- MOST ASSISTS, SEASON** — 47, Ryan Vesce, 2008-09
- MOST PIM, SEASON** — 211, Brennan Evans, 2007-08
- MOST POWER PLAY GOALS, SEASON** — 16, Mathieu Darche, 2006-07
- MOST SHORTHANDED GOALS, SEASON** — 3, Ryan Vesce, 2008-09
- MOST GAME-WINNING GOALS, SEASON** — 9, Ryan Vesce, 2008-09
- MOST POINTS, GAME** — 5, Mathieu Darche, (3 G, 2 A) 12/22/06 vs. Michigan
- MOST GOALS, GAME** — 3, five times, last by PJ Fenton, 2/28/09 vs. Springfield
- MOST ASSISTS, GAME** — 4, three times, last by Mathieu Darche, 3/31/07 vs. Norfolk
- MOST PIM, GAME** — 42, Brad Staubitz, 2/28/09 vs. Springfield

## GOALTENDERS

- MOST APPEARANCES, SEASON** — 57, Thomas Greiss, 2008-09
- MOST MINUTES, SEASON** — 3,346, Thomas Greiss, 2008-09
- MOST WINS, SEASON** — 30, Thomas Greiss, 2008-09
- MOST LOSSES, SEASON** — 24, Thomas Greiss, 2008-09
- MOST SHUTOUTS, SEASON** — 1, three times, last Thomas Greiss and Taylor Dakers, 2008-09
- LOWEST GOALS AGAINST AVERAGE, SEASON** — 2.47, Thomas Greiss, 2008-09
- HIGHEST SAVE PERCENTAGE, SEASON** — .912, Thomas Greiss, 2006-07



Joe Pavelski





ALL-TIME TEAM CAPTAINS

| PLAYER      | YEARS   |
|-------------|---------|
| No captain  | 2006-07 |
| Graham Mink | 2007-08 |
| Ryan Vesce  | 2008-09 |

TOP-10 ALL-TIME REGULAR SEASON SCORING

| RANK | PLAYER           | YEARS   | GP  | G  | A  | PTS |
|------|------------------|---------|-----|----|----|-----|
| 1.   | Tom Cavanagh     | 2006-09 | 202 | 46 | 92 | 138 |
| 2.   | Lukas Kaspar     | 2006-09 | 216 | 46 | 79 | 125 |
| 3.   | Mike Iggulden    | 2006-08 | 151 | 59 | 64 | 123 |
| 4.   | Graham Mink      | 2006-08 | 132 | 55 | 63 | 118 |
| 5.   | Riley Armstrong  | 2006-09 | 208 | 59 | 53 | 112 |
| 6.   | Patrick Traverse | 2006-09 | 197 | 20 | 69 | 89  |
| 7.   | Mathieu Darche   | 2006-07 | 76  | 35 | 45 | 80  |
| 8.   | Ryan Vesce       | 2008-09 | 67  | 24 | 47 | 71  |
| 9.   | Derek Joslin     | 2006-08 | 146 | 21 | 43 | 64  |
| 10.  | Dan Spang        | 2007-08 | 125 | 12 | 44 | 56  |

TOP ALL-TIME REGULAR SEASON GOALTENDING

| RANK | PLAYER          | YEARS   | GP  | W  | L  | T/SOL | SO | GAA  | SV%  |
|------|-----------------|---------|-----|----|----|-------|----|------|------|
| 1.   | Thomas Greiss   | 2006-09 | 141 | 74 | 60 | 6     | 1  | 2.70 | .904 |
| 2.   | Taylor Dakers   | 2007-09 | 43  | 18 | 20 | 1     | 1  | 2.99 | .893 |
| 3.   | Dimitri Patzold | 2006-08 | 45  | 17 | 18 | 6     | 1  | 3.11 | .893 |
| 4.   | Nolan Schaefer  | 2006-07 | 16  | 5  | 8  | 3     | 0  | 2.80 | .897 |
| 5.   | Kyle Jones      | 2008-09 | 3   | 1  | 1  | 0     | 0  | 5.20 | .756 |
| 6.   | Gerald Coleman  | 2008-09 | 3   | 0  | 2  | 0     | 0  | 3.23 | .854 |



Jason Demers (left) and Thomas Greiss



# WORCESTER SHARKS ALL-TIME PLAYOFF STATISTICS

WORCESTER SHARKS

| NO.  | POS | YEARS    | SKATERS           | GP | G | A  | PTS | +/- | PIM |
|------|-----|----------|-------------------|----|---|----|-----|-----|-----|
| 20   | RW  | 2007, 09 | Riley Armstrong   | 18 | 3 | 11 | 14  | 2   | 58  |
| 2    | D   | 2007, 09 | Patrick Traverse  | 18 | 4 | 7  | 11  | 5   | 6   |
| 23   | RW  | 2009     | Dan DaSilva       | 12 | 3 | 7  | 10  | 2   | 6   |
| 17   | C   | 2009     | Ryan Vesce        | 12 | 3 | 7  | 10  | -2  | 22  |
| 33   | C   | 2009     | Andrew Desjardins | 12 | 4 | 2  | 6   | 7   | 13  |
| 21   | RW  | 2007     | Graham Mink       | 6  | 1 | 5  | 6   | 0   | 8   |
| 22   | LW  | 2007, 09 | Lukas Kaspar      | 18 | 2 | 4  | 6   | -2  | 6   |
| 37   | C   | 2007     | Mike Iggulden     | 6  | 3 | 3  | 6   | -4  | 0   |
| 9    | C   | 2007, 09 | Tom Cavanagh      | 18 | 4 | 2  | 6   | 0   | 14  |
| 14   | LW  | 2009     | Frazer McLaren    | 12 | 1 | 4  | 5   | 3   | 50  |
| 44   | LW  | 2007, 09 | Jamie McGinn      | 12 | 4 | 0  | 4   | -5  | 27  |
| 5    | D   | 2009     | Jason Demers      | 12 | 0 | 4  | 4   | -7  | 6   |
| 12   | LW  | 2007     | Mathieu Darche    | 5  | 2 | 2  | 4   | -2  | 2   |
| 5    | D   | 2007     | Tom Walsh         | 6  | 2 | 2  | 4   | -1  | 0   |
| 7    | D   | 2009     | Brendan Buckley   | 10 | 1 | 2  | 3   | 4   | 18  |
| 8    | D   | 2007     | Garrett Stafford  | 6  | 0 | 3  | 3   | -2  | 2   |
| 17   | D   | 2007     | Justin Kurtz      | 3  | 1 | 2  | 3   | -2  | 4   |
| 37   | C   | 2009     | Logan Couture     | 12 | 2 | 1  | 3   | 5   | 11  |
| 13   | F   | 2009     | T.J. Fox          | 9  | 3 | 0  | 3   | 0   | 4   |
| 3,6  | D/F | 2007, 09 | Brad Staubitz     | 15 | 0 | 2  | 2   | -5  | 28  |
| 18   | C   | 2009     | Cory Larose       | 8  | 1 | 1  | 2   | 0   | 4   |
| 6,25 | D   | 2007, 09 | Derek Joslin      | 16 | 0 | 2  | 2   | -11 | 10  |
| 19   | RW  | 2007     | Grant Stevenson   | 6  | 2 | 0  | 2   | -2  | 2   |
| 41   | C   | 2007     | Torrey Mitchell   | 6  | 1 | 1  | 2   | -5  | 15  |
| 10   | RW  | 2007     | Ashton Rome       | 6  | 1 | 0  | 1   | -1  | 2   |
| 44   | D   | 2007     | Brennan Evans     | 5  | 0 | 1  | 1   | -1  | 21  |
| 23   | C   | 2007     | Josh Prudden      | 6  | 0 | 1  | 1   | -1  | 9   |
| 4    | D   | 2009     | Kyle McLaren      | 7  | 0 | 1  | 1   | 4   | 2   |
| 23   | C   | 2009     | Matt Fornataro    | 1  | 0 | 1  | 1   | 1   | 0   |
| 8    | D   | 2009     | Mike Moore        | 12 | 0 | 1  | 1   | 7   | 17  |
| 15   | C   | 2009     | Steven Zalewski   | 12 | 0 | 1  | 1   | -2  | 6   |
| 24   | D   | 2009     | Brett Westgarth   | 9  | 0 | 0  | 0   | 2   | 42  |
| 31   | RW  | 2007     | Chris Blight      | 1  | 0 | 0  | 0   | 0   | 0   |
| 14   | C   | 2007     | Craig Valette     | 1  | 0 | 0  | 0   | -1  | 0   |
| 35   | G   | 2007     | Dimitri Patzold   | 4  | 0 | 0  | 0   | 0   | 2   |
| 32   | D   | 2007     | Scott Ferguson    | 6  | 0 | 0  | 0   | -6  | 6   |
| 29   | G   | 2007, 09 | Thomas Greiss     | 15 | 0 | 0  | 0   | 0   | 0   |

| NO. | GOALTENDERS     | YEARS    | GP | MINS | W | L | T/SOL | SO | GA | GAA  | SA  | SVS | SV%   |
|-----|-----------------|----------|----|------|---|---|-------|----|----|------|-----|-----|-------|
| 29  | Thomas Greiss   | 2007, 09 | 15 | 914  | 6 | 9 | 0     | 2  | 42 | 2.76 | 431 | 389 | 0.902 |
| 35  | Dimitri Patzold | 2007     | 4  | 256  | 2 | 1 | 0     | 0  | 8  | 1.87 | 101 | 93  | 0.921 |



## ALL-TIME RESULTS

| YEAR | RD         | OPPONENT        | RESULT        | GF        | GA        |
|------|------------|-----------------|---------------|-----------|-----------|
| 2009 | DF         | Providence      | L, 2-4        | 14        | 19        |
|      | <b>DSF</b> | <b>Hartford</b> | <b>W, 4-2</b> | <b>20</b> | <b>13</b> |
| 2008 | DNQ        |                 |               |           |           |
| 2007 | DSF        | Manchester      | L, 2-4        | 14        | 20        |

**KEY:**

DSF – Division Semifinal

DF – Division Final

DNQ – Did not qualify

## PLAYOFF FACTS

|                     |    |
|---------------------|----|
| PLAYOFF SERIES      | 2  |
| SERIES WON          | 1  |
| SERIES LOST         | 2  |
| GAMES PLAYED        | 18 |
| GAMES WON           | 8  |
| GAMES LOST          | 10 |
| OVERTIME GAMES      | 4  |
| OVERTIME GAMES WON  | 1  |
| OVERTIME GAMES LOST | 3  |
| SHUTOUTS FOR        | 2  |
| SHUTOUTS AGAINST    | 2  |

## TOP-10 ALL-TIME PLAYOFF SCORING

| RANK | PLAYER            | GP | G | A  | PTS |
|------|-------------------|----|---|----|-----|
| 1.   | Riley Armstrong   | 18 | 3 | 11 | 14  |
| 2.   | Patrick Traverse  | 18 | 4 | 7  | 11  |
| 3.   | Dan DaSilva       | 12 | 3 | 7  | 10  |
| 4.   | Ryan Vesce        | 12 | 3 | 7  | 10  |
| 5.   | Lukas Kaspar      | 18 | 2 | 4  | 6   |
| 6.   | Tom Cavanagh      | 18 | 4 | 2  | 6   |
| 7.   | Andrew Desjardins | 12 | 4 | 2  | 6   |
| 8.   | Graham Mink       | 6  | 1 | 5  | 6   |
| 9.   | Mike Iggulden     | 6  | 3 | 3  | 6   |
| 10.  | Frazer McLaren    | 12 | 1 | 4  | 5   |

## ALL-TIME INDIVIDUAL RECORDS

**MOST POINTS, SINGLE PLAYOFF SEASON** — 13, Riley Armstrong, 2009 (3 G, 10 A)

**MOST POINTS, ONE GAME** — 3, four times, last by Dan DaSilva, 4/25/09 vs. Hartford (2 G, 1 A)

**MOST GOALS, SINGLE PLAYOFF SEASON** — 4, shared by Patrick Traverse, Andrew Desjardins, Jamie McGinn, 2009

**MOST GOALS, ONE GAME** — 2, six times, last by Jamie McGinn 4/28/09 @ Providence

**MOST ASSISTS, SINGLE PLAYOFF SEASON** — 10, Riley Armstrong, 2009

**MOST ASSISTS, ONE GAME** — 2, eight times, last by Dan DaSilva and Ryan Vesce, 5/11/09 @ Providence

**MOST GAMES PLAYED, ALL-TIME** — 18, Riley Armstrong, Patrick Traverse, Tom Cavanagh and Lukas Kaspar

## ALL-TIME GOALTENDER RECORDS

**MOST GAMES PLAYED, ALL TIME** — 15, Thomas Greiss, 2007 and 2009


**MOST WINS, SINGLE PLAYOFF SEASON** — 6, Thomas Greiss, 2009

**MOST LOSSES, SINGLE PLAYOFF SEASON** — 6, Thomas Greiss, 2009

**MOST SHUTOUTS, SINGLE PLAYOFF SEASON** — 2, Thomas Greiss, 2009

**LOWEST GOALS-AGAINST AVERAGE, SINGLE PLAYOFF SEASON** — 2.43, Thomas Greiss, 2009

**HIGHEST SAVE PERCENTAGE, SINGLE PLAYOFF SEASON** — .912, Thomas Greiss, 2009



AHL All-Star Ryan Vesce led the 2008-09 Worcester Sharks with 47 assists and 71 points.

### TEAM MVP

- 2007 — Mathieu Darche
- 2008 — Tom Cavanagh
- 2009 — Ryan Vesce

### THREE STARS AWARD

- 2007 — Thomas Greiss
- 2008 — Mike Iggulden
- 2009 — Riley Armstrong

### ROOKIE OF THE YEAR AWARD

- 2007 — Thomas Greiss
- 2008 — Derek Joslin
- 2009 — Mike Moore

### SHARKS UNSUNG HERO AWARD

- 2007 — Tom Cavanagh
- 2008 — Brennan Evans
- 2009 — Andrew Desjardins, Brett Westgarth

### PLUS-MINUS LEADER

- 2007 — Brennan Evans, +23
- 2008 — Riley Armstrong, +8
- 2009 — Jason Demers, +15

### AHL SPECIALTY MAN OF THE YEAR AWARD

- 2007 — Riley Armstrong
- 2008 — Riley Armstrong
- 2009 — Mike Moore

### ALL-STAR SELECTIONS

- 2007 — Mathieu Darche
- 2008 — Mike Iggulden
- 2009 — Derek Joslin, Ryan Vesce



*Brad Staubitz was one of eight players who played for the Worcester and San Jose Sharks in 2008-09.*

**KNOWING THE WAY TO SAN JOSE**

In 2008-09, the San Jose Sharks had 21 players on their roster who played for Head Coach Roy Sommer within San Jose's development system. Over the last two seasons, 11 of Sommer's players who had played in Worcester made their National Hockey League debuts with the San Jose Sharks. The following is a season-by-season list of players who've split their season between Worcester and San Jose.

| 2006-07           | GP* |
|-------------------|-----|
| RW Steve Bernier  | 62  |
| D Matt Carle      | 77  |
| RW Mathieu Darche | 2   |
| D Josh Gorges     | 47  |
| D Douglas Murray  | 35  |
| C Joe Pavelski    | 46  |
| LW Tomas Plihal   | 3   |

| 2007-08               | GP* |
|-----------------------|-----|
| C Tom Cavanagh        | 1   |
| G Thomas Greiss       | 3   |
| C Mike Iggulden       | 1   |
| LW Lukas Kaspar       | 3   |
| G Dimitri Patzold     | 3   |
| LW Tomas Plihal       | 22  |
| RW Devin Setoguchi    | 44  |
| D Marc-Edouard Vlasic | 82  |

| 2008-09            | GP* |
|--------------------|-----|
| RW Riley Armstrong | 2   |
| C Tom Cavanagh     | 17  |
| D Derek Joslin     | 12  |
| LW Lukas Kaspar    | 13  |
| LW Jamie McGinn    | 35  |
| RW Claude Lemieux  | 18  |
| RW Brad Staubitz   | 35  |
| RW Ryan Vesce      | 10  |

**KEY**

\* — games played in San Jose


*Jason Demers*

## A YEAR TO REMEMBER

The 2008-09 Worcester Sharks set club records by winning 42 games and allowing 223 goals. They also advanced to the second round of the postseason for the first time in their three-year history. In addition, Worcester had a team-record 11 players promoted to the San Jose Sharks.

## A FANTASTIC FINISH

Worcester concluded the road portion of their regular season schedule by winning five straight away from the DCU Center. The Sharks picked up victories at Bridgeport, Providence, Springfield, Albany and Manchester.

## A HOT TICKET

Worcester set a franchise record by having 7,406 fans come to the DCU Center to watch the Sharks take on Providence on April 11.

## A MEMORABLE AHL ALL-STAR CLASSIC

On Jan. 25-26, 2009, the Worcester Sharks played hosts to the 2009 AHL All-Star Classic. The event was the first time the Commonwealth of Massachusetts was the home of the mid-season classic in 50 years. Defenseman Derek Joslin and right wing Ryan Vesce represented the Sharks. Before a capacity crowd of 7,245, Planet USA defeated the Canadian All-Stars, 14-11, in the highest scoring all-star game in AHL history.

## NEVER SAY NEVER

The 2008-09 Worcester Sharks became just the 20th team in American Hockey League playoff history to overcome a 2-0 deficit to win their playoff series. Worcester rallied to eliminate the Hartford Wolf Pack in six games of their Atlantic Division semifinal series.

## THE DEAN OF THE BENCH BOSSES

Head Coach Roy Sommer completed his 11th consecutive year behind the bench of an American Hockey League team. In 2009-10, he'll begin his 12th year behind an AHL team bench — making him the longest tenured head coach in the "A."

## INDIVIDUAL PLAYER HIGHLIGHTS

### JASON DEMERS

The defenseman led all Sharks with a plus-15. The second-year professional was second amongst Worcester blue liners with 33 points in 78 games during his rookie season.

### THOMAS GREISS

Worcester's No. 1 goaltender in 2008-09 set a franchise record with 30 wins. Greiss started the last 16 games of the regular season, going 10-6 as he helped the Sharks reach the postseason for the second time in the franchise's three-year history. Greiss also started all 12 Calder Cup Playoff games and posted two shutouts.

### DEREK JOSLIN

He was one of two Sharks to play in the AHL All-Star Classic and was one of 11 Worcester players to be promoted to the NHL in 2008-09. Joslin was tied for third on Worcester with six power play goals.

### CLAUDE LEMIEUX

The four-time Stanley Cup Champion and 20-year NHL veteran played in 23 games while attempting a return to the NHL after being out of the game for five years. The 43-year-old right wing scored 11 points (three goals and eight assists).

### MIKE MOORE

The defenseman, who was signed by the San Jose Sharks as a free agent in 2008, was named Worcester's Rookie of the Year and Man of the Year in 2008-09 after scoring 18 points (five goals and 13 assists). The 24-year-old quickly earned a reputation as one of the AHL's best open ice hitters.

### RYAN VESCE

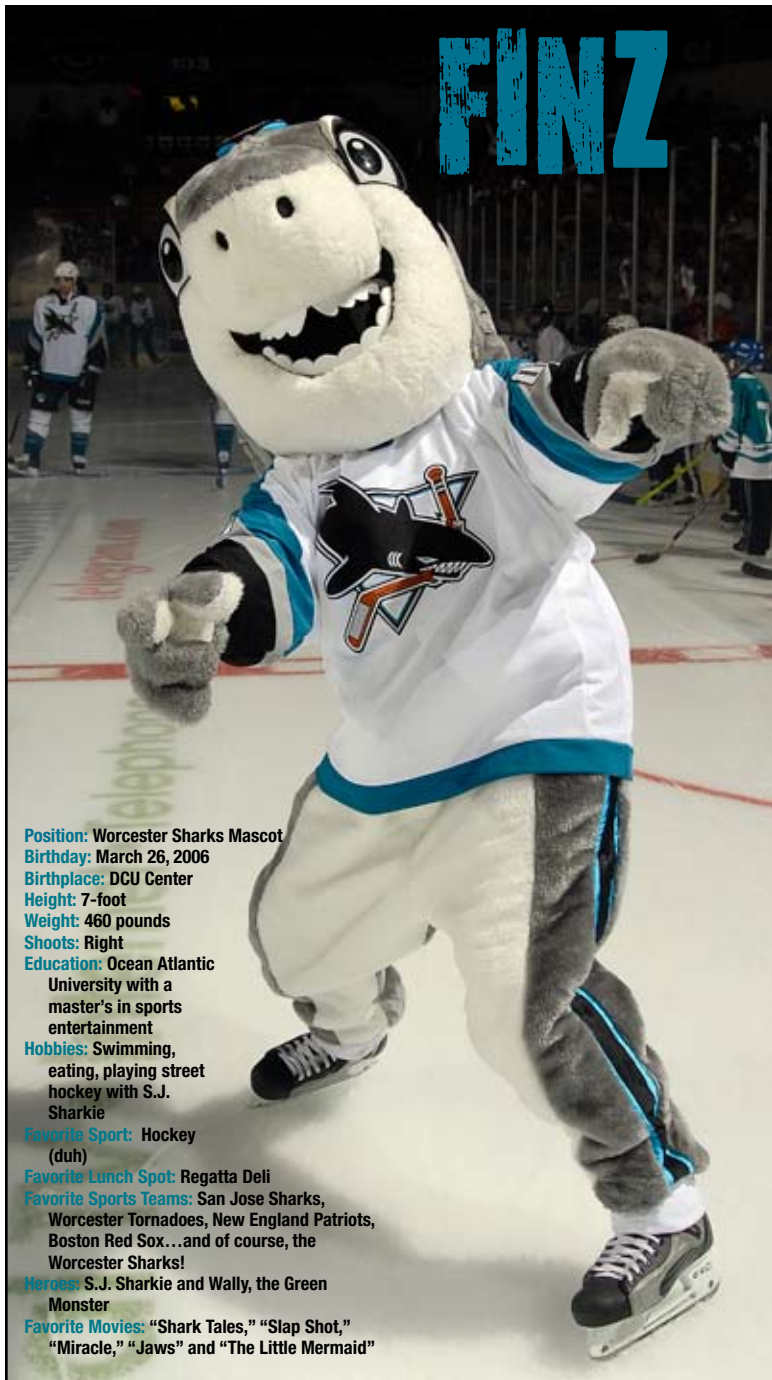
Not only was the 5-foot-8 right wing invited to play in the 2009 AHL All-Star Game, Vesce led the team in assists (47) and points (71, 13th in the AHL). His 24 goals were second on the team behind Riley Armstrong's 25. Vesce also set a club record with a 17-game point scoring streak (nine goals, 18 assists for 27 points) from Dec. 29-Feb. 15.



Mike Moore



# FINZ



**Position:** Worcester Sharks Mascot

**Birthday:** March 26, 2006

**Birthplace:** DCU Center

**Height:** 7-foot

**Weight:** 460 pounds

**Shoots:** Right

**Education:** Ocean Atlantic

University with a  
master's in sports  
entertainment

**Hobbies:** Swimming,  
eating, playing street  
hockey with S.J.  
Sharkie

**Favorite Sport:** Hockey  
(duh)

**Favorite Lunch Spot:** Regatta Deli

**Favorite Sports Teams:** San Jose Sharks,  
Worcester Tornadoes, New England Patriots,  
Boston Red Sox...and of course, the  
Worcester Sharks!

**Heroes:** S.J. Sharkie and Wally, the Green  
Monster

**Favorite Movies:** "Shark Tales," "Slap Shot,"  
"Miracle," "Jaws" and "The Little Mermaid"





The Kalamazoo Wings, members of the ECHL — America’s premier “AA” hockey league — have become San Jose’s secondary affiliate for the first time. The Sharks will also share this affiliation with the Philadelphia Flyers.

“The San Jose Sharks are pleased to add this quality organization as our development affiliate,” Sharks Vice President and Assistant General Manager Wayne Thomas said. “The Kalamazoo Wings have a long-standing tradition of excellence in its market on-and-off the ice.”

“We’re excited and honored to be associated with two of the finest franchises in the NHL,” Kalamazoo President Paul L. Pickard said of the dual affiliation with San Jose and Philadelphia. “Both organizations share our core values and have our commitment for producing championship-caliber teams.”

Kalamazoo debuted as a member of the defunct International Hockey League in 1974. The team won two Turner Cups, symbolic of the IHL Championship in 1979 and 1980. As a member of the United Hockey League in 2005-06, the K-Wings were Colonial Cup Champions.

The K-Wings have been affiliated in the past with Detroit (1974-87), Philadelphia and Vancouver (1984-87) and Minnesota/Dallas Stars (1987-00).

**KALAMAZOO WINGS**

3600 Vanrick Drive  
 Kalamazoo, Mich. 49001  
 (269) 349-9772

[www.kwings.com](http://www.kwings.com)

**HOCKEY OPERATIONS STAFF**

|  |                 |
|--|-----------------|
| President . . . . .                                | Paul L. Pickard |
| Vice President/General Manager . . . . .           | Wade Welsh      |
| Vice President of Hockey Operations . . . . .      | Dan Belisle     |
| Head Coach/Director of Hockey Operations . . . . . | Nick Bootland   |
| Director of Public Relations/Broadcaster . . . . . | Mike Modugno    |

**MISCELLANEOUS**

|                                  |                     |
|----------------------------------|---------------------|
| Radio Flagship Station . . . . . | 95.9 FM WLKM        |
| Colors . . . . .                 | Red, White and Blue |
| Home Ice . . . . .               | Wings Stadium       |
| Capacity . . . . .               | 5,113               |



## GENERAL MEDIA INFORMATION

**Credential Info** — Press seating for Worcester Sharks home games at the DCU Center in Worcester is available to accredited media in the press box located at the top of Section 108. Single-game credentials must be requested no later than 5 p.m. the day before a game. Requests must be made to Eric Lindquist via E-mail at [elindquist@sharksahl.com](mailto:elindquist@sharksahl.com) or by calling 508-929-0525. Credentials are valid for the press room, press box and both teams' locker rooms.

### Key Numbers

Sharks Main Office — 508-929-0500  
Eric Lindquist — Public Relations Director,  
508-929-0525  
Fax — 508-929-0510  
[elindquist@sharksahl.com](mailto:elindquist@sharksahl.com)



**Media Parking** — NONE

**Media Entrance** — All media must enter the DCU Center through Door 5 on Major Taylor Blvd. (front of building)

**Locker Room Access** — Team locker rooms will open 10 minutes after the game.

**Press Room** — Media possessing season credentials or those granted single-game credentials are invited to have a meal before the game in the press room, located on the lower level of the DCU Center. The press room will open two (2) hours before game time. Dining room usage is limited to those presenting valid Sharks or AHL Team Management passes. Any abuse to dining room privileges may cause forfeiture of a media pass.

**Services** — Pregame game notes, lineups, press releases, complete statistics and other pertinent information will be furnished by the Sharks Public Relations Department and will be available in the Press Room two hours before game time.





# TOUCH THE web. print THE WEB.

Introducing the all-new HP PHOTOSMART PREMIUM with TOUCHSMART WEB, the world's first home printer with web-connected apps.\* With Google Maps™, Fandango movie tickets, DreamWorks Animation printables and more right at your fingertips, it's printing like you've never felt before. [hp.com/touchprinting](http://hp.com/touchprinting)



**HIT PRINT**  
**BRILLIANTLY**

\*Requires an Internet connection to the printer.

©2009 Hewlett-Packard Development Company, L.P., © 2009 Fandango, Monsters vs. Aliens ® & © 2009 DreamWorks Animation LLC, © 2009 Google - Map Data © 2009 Tele Atlas