



**OHIO VALLEY CONFERENCE**  
 215 Centerview Drive, Suite 115  
 Brentwood, TN 37027  
 Phone - (615) 371-1698  
 FAX - (615) 371-1788  
 www.OVCSports.com

**STAFF**

**Beth DeBauche, Commissioner**  
 E-mail: bdebauche@ovc.org

**Brad Walker, Associate Commissioner for Operations/COO**  
 E-mail: bwalker@ovc.org

**Jennifer Gibbs, Assistant Commissioner for Championships/SWA**  
 E-mail: jgibbs@ovc.org

**Kyle Schwartz, Assistant Commissioner for Media Relations**  
 E-mail: kschwartz@ovc.org

**Brian Pulley, Assistant Commissioner for External Affairs**  
 E-mail: bpulley@ovc.org

**Matt Banker, Assistant Commissioner for Institutional Services**  
 E-mail: mbanker@ovc.org

**Heather Brown, Director of Media Relations**  
 E-mail: hbrown@ovc.org

**Jon Kuka, Senior Account Executive - OVC IMG Sports Marketing**  
 E-mail: jkuka@ovc.org

**Jenny Kulchar, Administrative Assistant**  
 Email: jkulchar@ovc.org

**Jim Jackson, Coordinator of Football Officiating**  
 E-mail: ovfootball@epbf.com

**MEMBERSHIP**

**Austin Peay State University - Clarksville, Tenn.**  
 Member since 1962

**Eastern Illinois University - Charleston, Ill.**  
 Member since 1996

**Eastern Kentucky University - Richmond, Ky.**  
 Member since 1948

**Jacksonville State University - Jacksonville, Ala.**  
 Member since 2003

**Morehead State University - Morehead, Ky.**  
 Member since 1948

**Murray State University - Murray, Ky.**  
 Member since 1948

**Southeast Missouri State University - Cape Girardeau, Mo.**  
 Member since 1991

**Southern Illinois University Edwardsville - Edwardsville, Ill.**  
 Member since 2008

**Tennessee State University - Nashville, Tenn.**  
 Member since 1986

**Tennessee Technological University - Cookeville, Tenn.**  
 Member since 1949

**University of Tennessee at Martin - Martin, Tenn.**  
 Member since 1992

**Belmont University - Nashville, Tenn.**  
 Joins the Conference on July 1, 2012

**TABLE OF CONTENTS**

**Introduction**

Media Information..... 2  
 OVC Style Guide ..... 3  
 Conference History..... 4-5  
 OVC Honors/Awards ..... 6  
 OVC Commissioner..... 7  
 OVC Staff ..... 8-10  
 FCS Conference Alignment ..... 11  
 Division I Football Information ..... 12-13  
 2011 Season Preview/Notes ..... 14-15  
 2011 Composite Schedule/2011 Schedule..... 16

**2011 Team Information/Outlooks**

Austin Peay ..... 17-22  
 Eastern Illinois ..... 23-28  
 Eastern Kentucky ..... 29-34  
 Jacksonville State..... 35-40  
 Murray State ..... 41-46  
 Southeast Missouri..... 47-52  
 Tennessee State..... 53-58  
 Tennessee Tech ..... 59-64  
 UT Martin..... 65-70

**2010 in Review**

2010 All-OVC Teams ..... 71  
 Final 2010 OVC Standings/Statistics ..... 72-75  
 OVC Teams and Players in Final National Statistics..... 76  
 2010 OVC Players of the Week/Final FCS Top 25 polls ..... 77

**OVC Records/History**

Year-by-Year OVC Final Standings ..... 78-79  
 Year-by-Year OVC Champions..... 80  
 Year-by-Year All-OVC Teams ..... 81-85  
 All-Time OVC Player and Coach of the Year Winners..... 86-87  
 OVC First-Team All-Americans..... 88  
 Record Book - Individuals ..... 89-92  
 Record Book - Team..... 93-94  
 Year-by-Year Statistical Leaders ..... 95-97  
 All-Time OVC Players of the Week ..... 98-103  
 OVC Postseason History..... 104-105  
 Final FCS/I-AA Yearly Polls ..... 106-107  
 Conference Series Game-by-Game..... 108-109  
 OVC Schools vs. FBS Teams..... 110  
 Largest Crowds in OVC History ..... 111  
 Sgt. York Trophy ..... 112-113  
 All-Time Sports Network Award Winners..... 114  
 NCAA Overtime Rules/OVC Overtime History ..... 115  
 OVC Players in the NFL Draft ..... 116  
 OVC Players in the NFL ..... 117  
 Current OVC Alumni in the NFL ..... 118

2011 FCS Playoff Bracket ..... 119  
 OVCSports.TV..... 120  
 Directory of OVC Media Relations Directors ..... 121  
 Composite Schedule Grid..... 122

**CREDITS**

This 2011 Ohio Valley Conference Football Media Guide was written, designed and edited by Kyle Schwartz, Assistant Commissioner for Media Relations. Assistance provided by and a special thanks to the sports information directors at the nine OVC football playing institutions for providing content and assistance.

The guide is available at OVCSports.com as a PDF download. Upon request it is also available on CD. The CD also contains the PDF media guides of all nine OVC football schools as well as a Logo/Headshot Library of the Conference office and member institutions. To request a copy, contact Kyle Schwartz in the OVC office.

**SCHOOL WEBSITES**

Ohio Valley Conference..... [www.OVCSports.com](http://www.OVCSports.com)  
 Austin Peay ..... [www.LetsGoPeay.com](http://www.LetsGoPeay.com)  
 Eastern Illinois ..... [www.EIUpanthers.com](http://www.EIUpanthers.com)  
 Eastern Kentucky ..... [www.EKUSports.com](http://www.EKUSports.com)  
 Jacksonville State..... [www.JSUGamecockSports.com](http://www.JSUGamecockSports.com)  
 Murray State ..... [www.GoRacers.com](http://www.GoRacers.com)  
 Southeast Missouri ..... [www.GoSoutheast.com](http://www.GoSoutheast.com)  
 Tennessee State ..... [www.TSUTigers.com](http://www.TSUTigers.com)  
 Tennessee Tech..... [www.TTUSports.com](http://www.TTUSports.com)  
 UT Martin..... [www.UTMSports.com](http://www.UTMSports.com)

**OVC GAMES ON THE RADIO/INTERNET**

**Austin Peay**

On the Radio ..... WVRY-FM 105.1  
 On the Internet..... [www.letsgopeay.com](http://www.letsgopeay.com)  
 Talent ..... David Loos, Van Stokes

**Eastern Illinois**

On the Radio ..... Hit Mix 88.9 (WEIU)  
 On the Internet..... [www.weiuhitmix.net](http://www.weiuhitmix.net)  
 Talent ..... Mike Bradd, Jack Ashmore

**Eastern Kentucky**

On the Radio ..... WCYO-FM 100.7  
 On the Internet..... [www.wcyofm.com](http://www.wcyofm.com)  
 Talent ..... Greg Stotemyer, Greg McClellan

**Jacksonville State**

On the Radio ..... WLJS-FM 91.9  
 On the Internet..... [www.jsu.edu/92j](http://www.jsu.edu/92j)  
 Talent ..... Mike Parris, Ed Lett

**Murray State**

On the Radio ..... WFGE-FM 103.7  
 On the Internet..... [www.GoRacers.com](http://www.GoRacers.com)  
 Talent ..... Neal Bradley

**Southeast Missouri**

On the Radio ..... K-103 FM 102.9  
 On the Internet..... [www.k103fm.com](http://www.k103fm.com)  
 Talent ..... Erik Sean, Rick Wieser, Todd Bonacki

**Tennessee State**

On the Radio ..... WVOL AM 1470  
 On the Internet..... [www.wvol1470.com](http://www.wvol1470.com)  
 Talent ..... Barry Gresham, Albert Dawson

**Tennessee Tech**

On the Radio ..... WGIC FM Magic 98.5  
 On the Internet..... [www.TTUSports.com](http://www.TTUSports.com)  
 Talent ... Roger Ealey, Buddy Pearson, Brandon Goodwin

**UT Martin**

On the Radio ..... WCMT-FM 101.3  
 On the Internet..... [www.UTMSports.com](http://www.UTMSports.com) (select games)  
 Talent ..... Tom Britt, Chris Brinkley

*Note: All above radio listings are Flagship stations only and does not include radio network affiliates.*

**OVC PRESS BOX PHONE NUMBERS**

Austin Peay ..... (931) 221-7191  
 Eastern Illinois ..... (217) 581-7770  
 Eastern Kentucky ..... (859) 622-2226  
 Jacksonville State..... (256) 782-5585/5586  
 Murray State ..... (270) 809-6811  
 Southeast Missouri ..... (573) 651-2191  
 Tennessee State ..... (615) 565-4450  
 Tennessee Tech..... (931) 372-6030/6031  
 UT Martin..... (731) 881-7694/7632

**MEDIA INFORMATION**

**OVCSPORTS.COM**

The official website of the Ohio Valley Conference is OVCSports.com. The website is a direct partnership with NeuLion. The website contains all the latest news on the conference including releases, statistics and standings.

**OVC PLAYERS OF THE WEEK**

The OVC will name an Offensive, Defensive, Special Teams and Newcomer of the Week each Sunday afternoon during the regular season. A full report featuring league standings, statistics and weekly matchups will be available on Monday afternoons. The release will be posted on OVCsports.com and emailed to local and national media. If you would like to be added to the distribution list send an email to [kschwartz@ovc.org](mailto:kschwartz@ovc.org).

**OVC COACHES TELECONFERENCES**

During the regular season a weekly teleconference featuring the league's nine head coaches will be held every Tuesday morning at 10 a.m. Central Time. The first teleconference will take place on Tuesday, Aug. 30. A schedule of what times coaches will appear weekly is below. For information on how to access the call, please contact Kyle Schwartz in the OVC Office (615-690-6685 or [kschwartz@ovc.org](mailto:kschwartz@ovc.org)).

- 10:00 - Chris Hatcher, Murray State
- 10:07 - Watson Brown, Tennessee Tech
- 10:14 - Bob Spoo, Eastern Illinois
- 10:21 - Jack Crowe, Jacksonville State
- 10:28 - Tony Samuel, Southeast Missouri
- 10:35 - Rick Christophel, Austin Peay
- 10:42 - Jason Simpson, UT Martin
- 10:49 - Rod Reed, Tennessee State
- 10:56 - Dean Hood, Eastern Kentucky

**OVC AND SOCIAL MEDIA**

Media and fans can get the latest updates on Ohio Valley Conference happenings by using the social media outlets of Twitter and Facebook. Followers and fans of the OVC on each application will get breaking news first and have the chance to access special content and receive special deals. The OVC can be found on Twitter at <http://www.twitter.com/ovcsports> and on Facebook at <http://www.facebook.com/ovcsports>. You can also check out the league's YouTube Channel at <http://www.YouTube.com/ohiovalleyconference> and the OVC's Insider Blog at [ovcinsider.blogspot.com](http://ovcinsider.blogspot.com).

**FCS PLAYOFFS/OVC TIEBREAKER**

The participants in the 2011 NCAA Football Championship Subdivision (formerly I-AA) Playoffs will be announced on Sunday, Nov. 20. In the event of a tie for the OVC Championship, the following procedures will be used to break all ties and to determine the league's NCAA playoff representative.

**TWO-WAY TIES**

- 1.) A two-way tie shall exist only if the tied teams have the same number of losses.
- 2.) Should two teams have the same number of losses, and the two teams played each other during the regular season, the winner of the head-to-head contest shall be the league's postseason representative.
- 3.) If the two tied teams have the same number of losses, but did not play each other during the regular season, the following procedure shall be utilized to break the tie:
  - a.) A comparison of each team's head-to-head record against the team occupying the highest position in the regular-season standings that each team has played. If one team won its game against that team, the winning team shall be declared the representative.
  - b.) Should the procedure outlined in Item a. fail to break the tie, the process will continue to the next-place team and beyond until the tie is broken.
  - c.) When arriving at another group of tied teams, composite records between the tying teams shall be utilized to determine if one of the tied teams has won more games against the group of tied teams.
- 4.) If the procedures described previously fail to break the tie, the representative shall be determined by a coin flip.

**MULTIPLE TIES**

- 1.) A multiple tie (three or more teams) shall exist only if the tied teams have the same number of losses.
- 2.) If all of the teams involved in the multiple tie played each other during the regular season, then the composite records among the tied teams shall be compared to break the tie.
- 3.) If the process outlined in Step 2 reduces the tie to a tie among two teams, the two-team tiebreaker formula shall then be utilized.
- 4.) If not all of the tied teams played each other during the regular season, or if step 2 does not break or reduce the tie, the following procedure shall be utilized:
  - a.) A comparison of each of the tied teams' head-to-head record against the team occupying the highest position in the regular-season standings that each team has played. If one team won its game against that team, the winning team shall be declared the representative.
  - b.) Should the procedure outlined in Item a. fail to break the tie, the process will continue to the next-place team and beyond until the tie is broken.
  - c.) When arriving at another group of tied teams, composite records between the tying teams shall be utilized to determine if one of the tied teams has won more games against the group of tied teams.
- 5.) If the procedures described previously fail to break the tie, the representative shall be determined by a blind drawing.

## OHIO VALLEY CONFERENCE STYLE GUIDE

Official Institution Name "Nickname"	Preferred Athletics Reference	Unacceptable Usages	PMS Colors
Austin Peay State University "Governors" or "Govs" (men's teams) "Lady Govs" (women's teams)	Austin Peay, APSU	Austin Peay State, AP Lady Governors	200 Red
Eastern Illinois University "Panthers"	Eastern Illinois, EIU	Lady Panthers	2945 Blue, 422 Gray White
Eastern Kentucky University "Colonels", "Lady Colonels" (W-Basketball only)	Eastern Kentucky, EKU	---	209 Maroon, 429 Gray White
Jacksonville State University "Gamecocks"	Jacksonville State, JSU Jax State	Jacksonville, Jack State Lady Gamecocks	186 Red, 122 Gold
Morehead State University "Eagles"	Morehead State, MSU	Morehead	286 Blue, 116 Yellow
Murray State University "Racers", "Thoroughbreds" (baseball only)	Murray State, MSU	Murray, Lady Racers	123 Gold, 289 Blue
Southeast Missouri State University "Redhawks"	Southeast Missouri State Southeast Missouri, Southeast	---	186 Red, 05 Cool Grey Black
Southern Illinois University Edwardsville "Cougars"	SIUE (preferred) SIU Edwardsville	Southern Illinois-Edwardsville SIU-E	485 Red, 462 Dark Brown 7505 Brown, 465 Gold 7504 Light Brown
Tennessee State University "Tigers", "Lady Tigers", "Tigerbelles" (W-Track only)	Tennessee State, TSU	---	Reflex Blue
Tennessee Technological University "Golden Eagles"	Tennessee Tech, TTU, Tech	Tenn. Tech, TT	266 Purple, 109 Gold
The University of Tennessee at Martin "Skyhawks"	UT Martin, UTM	Tennessee-Martin UT-Martin, Martin	289 Blue, 151 Orange
Ohio Valley Conference	Ohio Valley, OVC	Valley	194 Maroon, 874 Gold Black



Above are the primary logos for the Ohio Valley Conference member institutions. All logos are trademarks of their respective universities.

This reference is intended only for media-related, non-commercial use. For more information or to request access to logos, contact Kyle Schwartz, Assistant Commissioner for Media Relations, at the Ohio Valley Conference at (615) 371-1698 or [kschwartz@ovc.org](mailto:kschwartz@ovc.org).





Entering its 64th year, the Ohio Valley Conference continues to build on the success that has made it the nation's eighth-oldest NCAA Division I conference.

In May 2011 the Conference expanded for the second time in four years, adding Belmont University which will begin competition in the 2012-13 academic year. The addition of Belmont will give the OVC 12 members, the most the league has had at one time in its illustrious history. The move added a second team in the city of Nashville and was the first addition to the league since Southern Illinois University Edwardsville joined in 2008. SIUE will begin regular season competition this season (2011-12) and be eligible for postseason the same year Belmont joins the league.

The 2009-10 school year saw a change in leadership as Beth DeBauche was named the seventh full-time Commissioner in league history on July 28, 2009. She is currently one of just five females to be the head of a Division I conference, and one of just eight to lead a Division I conference all-time. The last three commissioners of the OVC have moved onto jobs as the commissioner of the Big Ten, Big 12 and the Mid-American Conferences.

The OVC's proud history past dates back to 1948, but seeds for the new league were actually planted in 1941. It was then that Roy Stewart, the athletics director at Murray State, Charles (Turkey) Hughes, the athletics director at Eastern Kentucky, and Kelly Thompson, the public relations director at Western Kentucky, first broached the idea of forming a new conference. Discussions were put on hold by World War II, but reemerged Feb. 27-28, 1948 at the Kentucky Hotel in Louisville as the three original institutions combined with Morehead State, Louisville and Evansville to form the OVC.

In the 1950s, the OVC became a pioneer on a much more significant scale socially. During times of racial segregation, league member Morehead State became one of the first non-traditionally black mid-southern institutions to accept a black student. In 1958, Marshall Banks earned athletically-related aid at Morehead, which signed a second black athlete, Howard Murphy, a year later. In 1961, Murphy earned all-conference recognition as a halfback in football. With racial barriers broken, the rest of the institutions in the league began to provide educational and athletic opportunities to African-Americans.

Through the past 63 years, 15 teams have won or shared the league's football title. The list is led by Eastern Kentucky, winner of 20 outright or shared football crowns, including both the 2007 and 2008 championships, as they compiled a 15-1 league record over that time period. Only one other Football Championship Subdivision school (UMass) has won more Conference titles than the Colonels. Among OVC teams, former member Middle Tennessee is next with 11 titles, followed by Tennessee Tech with nine, and Murray State and former member Western Kentucky with eight apiece. Eastern Illinois has claimed five football crowns (including the 2009 title) while Jacksonville State, Morehead State, Tennessee State and former members Evansville and East Tennessee State have captured two apiece. Austin Peay, Southeast Missouri (which captured its first crown in 2010), UT Martin and former member Youngstown State have one title apiece.

Murray State and Evansville tied for the initial football championship, and the Racers participated in the first-ever bowl game by an OVC team, tying Sul Ross State 21-21 in the 1948 Tangerine Bowl. From 1948 to 1975, OVC teams played in 15 bowl games, winning eight of them. Eastern Kentucky and Western Kentucky were also participants in the NCAA Division II playoffs in the early and mid-1970s prior to the NCAA's reclassification of football programs into Division I-AA. The term "I-AA" lasted until the end of the 2006 season when it was changed to Division I Football Championship Subdivision (FCS).

The first Division I-AA/FCS football playoff was held in 1978 with only four teams, which is the only year through present day that the OVC did not field a playoff representative. In 1979, four of the nation's top teams were invited to the playoffs, and two of them - Eastern Kentucky and Murray State - were from the OVC. Murray dropped its semifinal game to Lehigh, but the Colonels nipped Nevada-Reno in double overtime and claimed the national championship a week later with a 30-7 victory over Lehigh. EKU was coached by former all-America quarterback Roy Kidd, who was in his 16th year at the helm of his alma mater and who skipped the Colonels to a second national title three years later. Following the 2002 season, Kidd retired after 39 years at EKU; upon retirement, he ranked sixth all-time among Division I coaches with 315 victories, earning him a spot in the College Football Hall of Fame. EKU's 19 FCS playoff appearances are the second for the most all-time (behind only

Montana).

In addition to Kidd, other coaching legends in the OVC include Charles (Bubber) Murphy, who coached at Middle Tennessee from 1947-1968, Western Kentucky's Jimmy Feix (1968-83), Wilburn Tucker (1954-67) and Don Wade (1968-82) of Tennessee Tech, Bill Ferguson (1967-77) of Murray State, Guy Penny (1959-67) of Morehead State and Boots Donnelly (1977-78 at Austin Peay; 1979-1998 at Middle Tennessee). Current Eastern Illinois head coach Bob Spoo has compiled 90 wins, while his program has been a member of the OVC which ranks him fifth all-time in league history while his 67 Conference victories are fourth all-time; Spoo will retire following the conclusion of the 2011 season, his 25th with the program.

Asampling of former OVC football stars, some of whom were All-Americans during their collegiate careers before achieving stardom at the professional ranks, include Jim Youngblood and Larry Schreiber (Tennessee Tech), Phil Simms (Morehead State), Virgil Livers and Dale Lindsey (Western Kentucky), Myron Guyton and Chad Bratzke (Eastern Kentucky), Cortland Finnegan (Samford) and Tony Romo (Eastern Illinois). In 2008, former Tennessee State standout Dominique Rodgers-Cromartie became just the fourth NFL First Round draft pick in OVC history when he was selected 16th overall by the Arizona Cardinals. He would break into the starting lineup halfway through his rookie season and started at cornerback for the Cardinals in Super Bowl XLIII. The OVC has had at least one former player named a NFL Pro Bowl selection in four of the past five seasons.

The 2007 season marked a return to scholarship football and the OVC for the Austin Peay Governors. Following the 1996 season the Governors dropped scholarship football and competed as both an independent (1997-00, 2006) and as a member of the Pioneer Football League (2001-05).

The 2007 season also brought new vernacular to the Ohio Valley Conference and the division formerly known as I-AA. Beginning with the 2006 National Championship game the term I-AA was changed to NCAA Football Championship Subdivision (FCS) in a decision by the Division I Board of Directors. The new label was chosen to communicate in a positive and clear manner the unique differences between Division I football categories (chiefly, the post-season opportunity) while still defining them within the Division I experience. The FCS includes programs that compete in an effort to participate in the NCAA championship postseason structure (one of 89 NCAA national championships) as opposed to the Football Bowl Subdivision (FBS) which competes in an effort to participate in the postseason bowl system (the 35 NCAA-licensed events which includes the Bowl Championship Series).

In 2010 Southeast Missouri State, picked to finish seventh in the preseason poll, compiled a 7-1 Conference record on the way to its first OVC Championship since joining the league in 1991. Overall the Redhawks were 9-2 during the regular season and earned a berth in the FCS Playoffs, its first playoff berth at any level in the program's 104-year history. Southeast would lose to eventual national champion Eastern Washington in the second round of the playoffs. Head coach Tony Samuel capped the year by winning the Sports Network's Eddie Robinson Award, given to the National Coach of the Year. Samuel was the second OVC coach to win the award (joining Murray State's Houston Nutt who won the award in 1995).

Football wasn't the only sport in which the OVC was quickly gaining respect. In 1955, the OVC became only the second six-member league nationally to earn an automatic bid to the prestigious NCAA Men's Basketball Tournament, which, at that time, was limited to only 24 participants. The Conference quickly proved worthy of that bid, as Morehead State defeated Marshall (107-92) and Wayne State (95-84) in the 1956 tournament.

Fifteen years later, former OVC member Western Kentucky became the first and only Conference team to reach the Final Four. The Hilltoppers defeated Jacksonville, Kentucky and Ohio State before losing to Villanova in double overtime. WKU went on to finish in third place after beating Kansas 77-75 in the consolation game.

In the late 1970s, women's athletics began somewhat of a rebirth on the national scene as the NCAA began sponsoring and marketing women's sports. Recognizing the need to provide increased opportunities for female athletes, the OVC established women's championships in the sports of basketball, tennis and track in 1977, with cross country and volleyball added over the next four years. Those sports were initially governed by the Association of Intercollegiate Athletics for Women (IAAW), but the overall strength of women's programs in

## FORMER COMMISSIONERS OF THE OVC



**Art Guepe**  
(1963-75)



**Paul Dietzel**  
(1975-76)



**Bob Vanatta**  
(1976-79)



**Jim Delany**  
(1979-89)



**Dan Beebe**  
(1989-2003)



**Dr. Jon Steinbrecher**  
(2003-09)

the league was demonstrated by the automatic bids the OVC instantly received when the NCAA became the governing body in 1982.

The league had a historical moment in November 2008 when the NCAA awarded Nashville the 2014 NCAA Women's Division I Final Four. The OVC will serve as the host of the prestigious event, which is one of the biggest sporting events the city of Nashville can host. The event will be held at Bridgestone Arena in downtown Nashville.

Over its 63 years, OVC teams have garnered national championships and bowl games in football, along with national team or individual titles in the sports of rifle, cross country, track and golf.

The OVC has also produced several Olympic athletes, including Murray State's Morgan Hicks, who was a member of the 2004 United States Olympic Rifle Team and Morehead State's Brian Shimer who competed in five Winter Olympics in bobsled (winning a bronze medal in 2002) and coached the 2010 United States bobsled team to its first gold medal since 1948. In addition, some of the greatest players in professional sports were educated at OVC institutions. The list includes former greats such as football's Phil Simms (Morehead State), basketball's Clem Haskins (Western Kentucky) and Bubba Wells (Austin Peay) and two-sport star Steve Hamilton (Morehead State) to present-day standouts like basketball player Trenton Hassell (Austin Peay), football player Tony Romo (Eastern Illinois) and baseball players George Sherrill (Austin Peay) and Jon Rauch (Morehead State). Hamilton is the only athlete to ever play in the NCAA Basketball Championship, a Major League Baseball World Series (New York Yankees) and a NBA Championship Series (Los Angeles Lakers).

The playing field is not the only place where OVC athletes are working hard. The league also recognizes excellence in the classroom. Six Scholar-Athlete Awards are presented yearly to male and female athletes, while others are commended for their academic success by being Medal of Honor recipients or earning a spot on the Commissioner's Honor Roll. Additionally, the league annually presents one institutional Academic Achievement Award, as well as separate team awards in each Conference-sponsored sport. Since the College Sports Information Directors of America (CoSIDA) Academic All-America program began, the Ohio Valley Conference has had 202 student-athletes honored with the award, including 35 over the last three years (2008-09, 2009-10, 2010-11).

Through the early years of the league, administrators wrestled with fan behavior due to the close proximity of the Conference members and the intense

rivalries which developed. Just as it did decades ago, the OVC took the leadership role on what has become a national issue. In 1995, the OVC implemented a first-of-its-kind "Sportsmanship Statement," a policy which promotes principles of fair play, ethical conduct and respect for one's opponent. The statement has become a model for others to follow across the nation, and has answered the challenge of the NCAA Presidents Commission to improve sportsmanship in collegiate athletics.

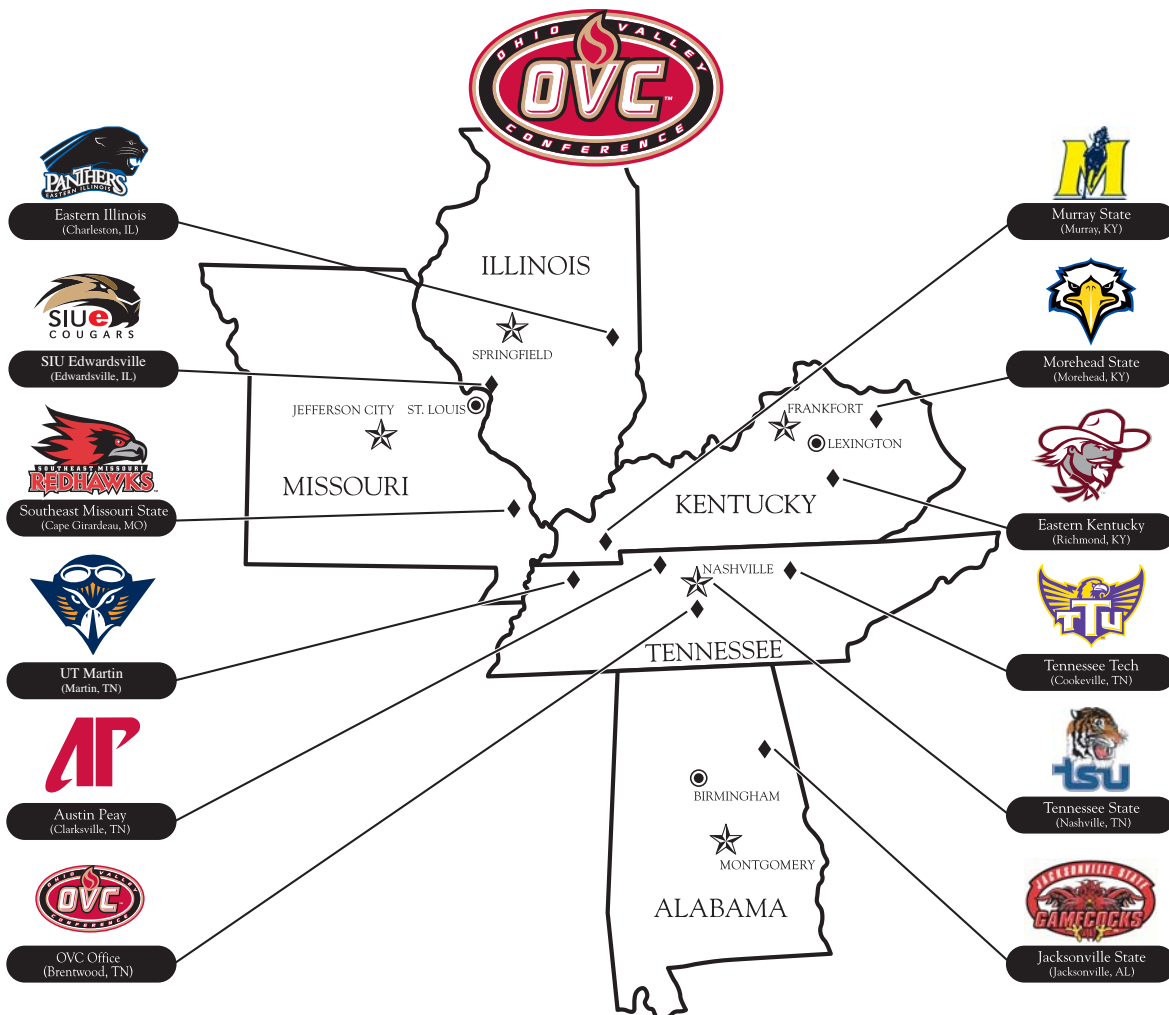
Additionally, the OVC annually presents the Steve Hamilton Sportsmanship Award, in honor of the former Morehead State student-athlete, coach and athletics director, to a junior or senior student-athlete with significant athletic contributions who best exemplifies the characteristics of sportsmanship and citizenship. Most recently, the Conference has also implemented the OVC Institutional and Team Sportsmanship Awards, which are presented to one institution and 18 sport-specific teams voted by their peers to have best exhibited the standards of sportsmanship and ethical conduct as outlined by the OVC and NCAA.

The vision of leadership demonstrated by the Founding Fathers in 1948 remains alive today as the Ohio Valley Conference prepares for the future. One example is in regard to the current trend in collegiate athletics administration for increased involvement of university presidents in setting policies and making rules. The presidents of OVC institutions, however, have always governed the Conference, long before presidential governance became a national theme.

The Ohio Valley Conference sponsors the following sports: baseball, basketball, cross country, football, golf, tennis and track for men, and basketball, cross country, golf, soccer, softball, tennis, track and volleyball for women. In addition, the OVC also sponsors the combined men's and women's sport of rifle.

Now in its seventh decade of competition, the Ohio Valley Conference has grown significantly from its humble beginnings while increasing the number of athletics opportunities it provides for students. Current league representatives include charter members Eastern Kentucky University, Morehead State University and Murray State University, along with Austin Peay State University, Eastern Illinois University, Jacksonville State University, Southeast Missouri State University, Southern Illinois University Edwardsville, Tennessee State University, Tennessee Technological University and the University of Tennessee at Martin. Belmont University will become the league's 12th member on July 1, 2012.

## A LOOK AT THE OVC





## OVC HONORS AND AWARDS

The Ohio Valley Conference implemented a first-of-its-kind "Sportsmanship Statement," a policy promoting fair play, ethical conduct and respect for one's opponent in 1995. The statement answered a challenge of the NCAA Presidents Commission to improve sportsmanship in college athletics, and has become a model for others to follow across the nation.

The development of the OVC sportsmanship statement began in June 1993 at the direction of the league's presidents. A committee made up of athletics directors and faculty representatives drafted the initial statement, and all coaches and other administrators had the opportunity for input. The statement sets forth expectations for spirit groups, officials and fans, as well as the student-athletes and coaches. Here is a brief synopsis of each group's expectations within the sportsmanship statement.

**Administrators:** Institutional administrators will create an environment of hospitality for visiting teams, particularly for those individuals at Conference institutions. Administrators will treat the visiting teams and its fans in the same manner that they would want their teams to be treated.

**Coaches:** Coaches have the greatest amount of influence over whether young people in their programs are taught and follow the high principles of sportsmanship. The OVC has been benefited by coaches who have risked losing a contest by removing student-athletes who have demonstrated disrespect for their opponents. This discipline measure educates that individual about the importance of sportsmanship over participation and winning, and helps counteract the constant messages received from many professional athletes who demonstrate a lack of respect for opponents.

**Student-Athletes:** Student-athletes at OVC institutions will be expected to treat opponents with sportsmanship, and there will be no tolerance for taunting and baiting of opponents. OVC student-athletes must understand that they are perhaps the most visible representatives of their institutions and their behavior is observed and emulated by many who are younger. OVC student-athletes must honor the responsibilities that accompany the privilege of representing our schools by behaving with dignity and class on and off the field.

**Spirit Groups:** Like our student-athletes, spirit groups are visible representatives of our universities, and they are expected to show decent behavior. Cheerleaders, bands and other spirit groups are admitted to contests to support their teams and assist in creating a fun atmosphere, but they will not be allowed to disrupt or confront opposing teams.

**Officials:** Officials will enforce the rules regarding sportsmanship without tolerance for abuse. Players and coaches will receive their only warning prior to the contest, and once the contest begins, penalties will be assessed for violations of unsportsmanlike conduct.

**Fans:** We know all fans are embarrassed by the inappropriate behavior of a few who may engage in confrontational and threatening actions towards officials, visiting fans, players or coaches. Those individuals may be dismissed to provide a better environment for others.

The Conference believes that the effort to meet the expectations outlined in the sportsmanship statement will increase the attractiveness at our athletics events by creating a healthy environment for competition. A complete copy of the sportsmanship statement can be obtained by calling the OVC office at (615) 371-1698.

The OVC has a variety of awards to recognize sportsmanship by its

student-athletes, coaches, administrators and teams. In 1998, the OVC established the Steve Hamilton Sportsmanship Award, presented annually to a male or female junior or senior student-athlete who best exemplifies the characteristics of the former Morehead State student-athlete, coach and administrator. Hamilton is the only individual to have ever played in a NCAA Basketball Championship, a Major League Baseball World Series (New York Yankees) and a National Basketball Association Championship Series (Minnesota Lakers).

In 2003-04 the League began awarding the Institutional Sportsmanship Award, given to the OVC member institution selected by its peers to have best exhibited the standards of sportsmanship and ethical conduct as outlined by the OVC and NCAA. In 2005-06 the League expanded the sportsmanship award program by adding the Team Sportsmanship Award. An award is given to each sport sponsored by the OVC and is voted on by the student-athletes and coaches of the respective sports.

### OVC SPORTSMANSHIP HONOREES

#### Steve Hamilton Sportsmanship Award Winners

1998-99	Julie Virta (women's basketball), Austin Peay
1999-00	Michael Turner (men's basketball), Murray State
2000-01	Kelly Pendleton (women's basketball), Tennessee-Martin
2001-02	Grant Swallows (football), Tennessee Tech
2002-03	Brooke Armistead (women's basketball), Austin Peay
2003-04	Kandi Brown (women's basketball), Morehead State
2004-05	Cassandra Peek (women's basketball), Austin Peay
2005-06	Zac Schlader (men's basketball), Austin Peay
2006-07	Adonia Bivins (women's soccer), Austin Peay
2007-08	Beth Boden (softball), Tennessee Tech
2008-09	Carrie Burggraf (track & field), Austin Peay
2009-10	Carrie Burggraf (track & field), Austin Peay
2010-11	Abby O'Connor (volleyball), Eastern Kentucky

#### Institutional Sportsmanship Award Winners

2003-04	Southeast Missouri State University
2004-05	Samford University
2005-06	Samford University
2006-07	Morehead State University
2007-08	Austin Peay State University
2008-09	Eastern Kentucky University
2009-10	Eastern Kentucky University
2010-11	

#### Football Team Sportsmanship Award Winners

2005-06	Samford University
2006-07	Eastern Illinois University
2007-08	Austin Peay State University
2008-09	Austin Peay State University
2009-10	Eastern Illinois University
2010-11	Southeast Missouri State University

### OVC HALL OF FAME

The Ohio Valley Conference organized a Hall of Fame in 1977. Membership is limited to coaches, administrators, faculty and staff members who have been associated with the OVC for at least five (5) years and have had extensive outstanding service to the Conference. Unless a tie in the selection procedure occurs, there shall be no more than three (3) inductees annually. Voting for the award is done in the spring and the induction takes place at the OVC Honors Luncheon, which is held annually at the end of May. Following the 2011 ceremony, the Hall of Fame now has 69 members.

Dr. Joe Morgan, APSU (1977)  
 Mr. Charles Hughes, EKU (1977)  
 Dr. Robert Martin, EKU (1977)  
 Dr. Adron Doran, MOR (1977)  
 Mr. Roy Stewart, MUR (1977)  
 Dr. W.E. Derryberry, TTU (1977)  
 Mr. Hooper Eblen, TTU (1997)  
 Dr. Kelly Thompson, WKU (1977)  
 Mr. Ed Diddle, Sr., WKU (1977)  
 Mr. L.T. Smith, WKU (1977)  
 Dr. Dave Aaron, APSU (1978)  
 Mr. Bob Laughlin, MOR (1978)  
 Mr. Ted Hornback, WKU (1978)  
 Dr. Quill E. Cope, MTSU (1978)  
 Mr. J.D. Rayburn, MUR (1979)  
 Mr. Nick Denes, WKU (1979)  
 Mr. Raymond H. Brown, TTU (1980)  
 Dr. Dero G. Downing, WKU (1980)

Mr. P.V. Overall, TTU (1981)  
 Mr. Arthur L. Guepe, OVC (1982)  
 Mr. Charles M. Murphy, MTSU (1982)  
 Mr. Malcolm P. Quillen, TTU (1984)  
 Mr. Ellis T. Johnson, MOR (1985)  
 Mr. John "Sonny" Allen, MOR (1987)  
 Mr. Wilburn Tucker, TTU (1987)  
 Mr. Johnny Reagan, MUR (1988)  
 Dr. George Fisher, APSU (1988)  
 Mr. John Oldham, WKU / TTU (1989)  
 Mr. Jimmy Earle, MTSU (1989)  
 Dr. Sam Ingram, MTSU (1990)  
 Mr. Bennie Purcell, MUR (1990)  
 Mr. Donald G. Combs, EKU (1991)  
 Mr. Steve Hamilton, MOR (1991)  
 Mr. James E. Delany, OVC (1992)  
 Mr. E.K. Patty, MTSU (1993)  
 Ms. Marynell Meadors, TTU (1993)

Mr. Edward S. Temple, TSU (1995)  
 Mr. John Ogles, APSU (1996)  
 Dr. Guy Penny, MOR (1996)  
 Dr. Arliss Roaden, TTU (1996)  
 Mr. John Stanford, MTSU (1997)  
 Dr. Kala Stroup, MUR / SEMO (1997)  
 Dr. Margaret N. Perry, UTM (1998)  
 Dr. Leon Bibb, APSU (1999)  
 Mr. Cal Luther, MUR / UTM (2000)  
 Mr. R.L. "Buddy" Patey, OVC (2000)  
 Dr. Nolan Fowler, MOR / TTU (2001)  
 Dr. Angelo Volpe, TTU (2001)  
 Mr. Jim Ward, EKU (2002)  
 Mr. Roy Kidd, EKU (2003)  
 Dr. Bobby Barton, EKU (2004)  
 Mr. Wayne Martin, MOR (2004)  
 Mr. Bill Cornell, MUR (2005)  
 Dr. David Larimore, TTU (2005)

Mr. Karl Park, EKU (2005)  
 Dr. Geri Polvino, EKU (2005)  
 Mr. Dan Beebe, OVC (2006)  
 Mr. Paul McBrayer, EKU (2006)  
 Mr. Don Wade, TTU (2006)  
 Dr. Thurston Banks, TTU (2007)  
 Mr. Steve Newton, MUR (2007)  
 Mr. Bill Worrell, TTU (2007)  
 Mr. Elvis Green, MUR (2008)  
 Dr. Joey Haines, SEMO/AP (2009)  
 Mr. Larry Inman, EKU/MTSU (2009)  
 Mr. Chuck Kimmel, APSU (2010)  
 Mr. David Mays, TTU (2010)  
 Mr. Ron English, OVC (2011)  
 Mr. Bobby Nichols, TTU (2011)

## Beth DeBauche - Commissioner



Elizabeth (Beth) DeBauche was named Commissioner of the Ohio Valley Conference on July 29, 2009 and began her duties with the league in September 2009.

DeBauche (pronounced De-BUSH) is the seventh full-time Commissioner in the 63-year history of the OVC. She follows Art Guepe (1963-75), Paul Dietzel (1975-76), Bob Vanatta (1976-79), Jim Delany (1979-89), Dan Beebe (1989-2003) and Dr. Jon A. Steinbrecher (2003-09).

DeBauche is one of just five females to be the head of a Division I Conference in 2011-12, and one of just eight to lead a Division I Conference all-time.

In May 2011 the league announced the addition of Belmont University to the OVC beginning in the 2012-13 season. The addition of Belmont brings the OVC to 12 teams, the largest membership total the league has had in its history.

In her two years with the league the OVC has seen postseason success men's basketball as Murray State topped Vanderbilt in the first round of the NCAA Tournament in 2010 and Morehead State beat Louisville in the second round in 2011. Overall the league has won NCAA Men's Basketball Tournament games in three-straight years, making the OVC one of only 10 conferences nationally (and one of four non-BCS leagues) to achieve that success.

Under DeBauche the league has started an extensive strategic planning initiative. In addition student-athletes in the OVC have also continued to achieve high levels of success not only on the field but also in the classroom. In 2009-10 the league had an all-time high number of honorees on both the OVC Commissioner's Honor Roll and the OVC Medal of Honor lists. During the past two years 23 OVC student-athletes have been named CoSIDA Academic All-Americans.

During her first year with the OVC the league announced a change in format and new venue for its men's and women's basketball championships. The event now spans four days and is held at Municipal Auditorium in downtown Nashville (previously only the semifinals and finals were played in Nashville), and brings eight men's and eight women's teams to Music City for the championship. The format also changed to a merit-based system where the No. 3 and 4 seeds receive a bye to the quarterfinals and the No. 1 and No. 2 seeds will receive double byes to the semifinals.

DeBauche currently serves on the NCAA Committee on Athletic Certification and the NCAA Division I Leadership Council.

From August 2002 through August 2009 DeBauche, along with the vice-president of Division I, was responsible for coordinating Division I initiatives through the NCAA governance structure, as well as helping to manage the Division I agenda. Her duties included developing agendas and providing leadership for the Division I Board of Directors, Presidential Advisory Group and the Leadership Council. DeBauche has overseen the entire Division I governance structure and worked directly with the Legislative Council, the six cabinets and the supporting communications and coordination committee.

She was also a liaison to governance representatives, external constituent groups and NCAA staff regarding legislative and governance activities. That role required DeBauche to have regular interaction with the Collegiate Commissioner's Association (CCA), the CCA Compliance Coordinators, the Division I-A Athletics Directors Association, the National Association of Collegiate Women Athletics Administrators (NACWAA) and the Faculty Athletics Representatives Association (FARA). DeBauche also served as a liaison to the Women's Basketball Issues Committee, the Presidential Oversight and Monitoring Group, the Men's Basketball Academic Enhancement Group, the Presidential Task Force on Commercial Activity in Intercollegiate Athletics and the Two-Year College Relations Panel.

In 2008, DeBauche was named the NACWAA Conference/Organization Administrator of the Year.

Prior to her work at the NCAA, DeBauche worked at the Southeastern Conference (SEC) from November 1996 through August 2002. As an assistant and later associate commissioner, she managed all aspects of the SEC's rules compliance program. DeBauche provided NCAA and SEC rules interpretations, developing rules education materials and programming, conducting compliance reviews and assisting member institutions with the NCAA certification program. At times during her tenure, she also served as the league's liaison to the faculty athletics representatives, the compliance coordinators, directors of academic support and Student-Athletes Advisory Committee (SAAC) as well as the sports liaison to the leagues women's golf, women's tennis and women's volleyball coaches.

From 1996 to 1998 DeBauche was the Director of the National Letter of Intent (NLI) Program for the Collegiate Commissioners Association (CCA). In that role she was the administrator in charge of issuing all NLI rules interpretations, creating rules education materials and providing NLI rules education presentations as well as being the primary information resource for parents, student-athletes and the media.

DeBauche got her start in collegiate athletics at Vanderbilt University where she was the Assistant Athletic Director for Compliance from August 1994 to November 1996.

DeBauche received her Bachelor of Arts degree in history and government from Saint Mary's College (Ind.) and earned her Master's Degree in communications from Notre Dame. After completing the Concannon Program of International Law in London, England, DeBauche received her Juris Doctorate from the Notre Dame School of Law.

A member of the Illinois, Wisconsin and Georgia Bars, following law school graduation DeBauche worked as an attorney in each Green Bay, Atlanta and Marietta, as well as serving as a Judicial Clerk to P. Harris Hines, who is currently serving on the Georgia Superior Court.

DeBauche has been a member of the Notre Dame Club of Indianapolis Board of Directors, as well as a graduate of the Sports Management Institute and a participant in the Division I-A Athletic Directors Institute. She is a board member with the Nashville Sports Council and active in the Nashville Rotary.



DeBauche speaks at a press conference on May 13, 2011 announcing that Belmont University would become the 12th member of the Conference beginning in the 2012-13 season.

**Brad Walker - Associate Commissioner/Operations**



Brad Walker was named Associate Commissioner for Operations/Chief Operating Officer at the Ohio Valley Conference on Oct. 19, 2007 and began his duties at the OVC in Nov. 2007.

Entering his fifth year at the OVC in 2011-12, Walker served as the League's Interim Commissioner from May until mid-September 2009. He was also a member of the Division I Championships/Sports Management Cabinet from 2009-11.

Walker's responsibilities at the OVC include the day-to-day operations of the

Conference office, including financial operations, as well as developing schedules and providing oversight for football and men's basketball, serving as a liaison with officiating coordinators and coaching groups, overseeing bidding for and directing of NCAA championship events (including the 2012 NCAA Men's Basketball Tournament 2nd/3rd Rounds which the OVC will host in Nashville), coordination of the Conference television properties and serving as the director of the men's and women's basketball tournament among other things.

Walker joined the OVC after seven-plus years at the West Coast Conference (WCC), which is headquartered just south of San Francisco. He joined the WCC in Oct. 2001 as Director of Communications and was later promoted to Assistant Commissioner and Associate Commissioner. He was responsible for coordinating the marketing efforts for the WCC's 13 sports, as well as handling all aspects of television, including contract negotiations. That included taking the lead role in negotiating the WCC's largest television contract in league history, a five-year agreement with ESPN. He also worked closely with the league's corporate partner program, producing conference schedules for the six round-robin sports, including basketball, as well as handling championship management duties.

Walker previous worked at the Mid-Continent Conference as Assistant Director of Media Relations and at Holy Cross College in Worcester, Mass. He completed his degree in marketing at Bentley College (Waltham, Mass.) in May 1996. He was an all-conference basketball player at Bentley, serving as team captain his senior season.

The Milwaukee, Wis. native is a 2004 graduate of the NCAA Leadership Institute for Ethnic Minority Males. Walker and his wife Sonya were married in December 2010.

**Jennifer Gibbs - Asst. Commissioner/Championships**



Jennifer Gibbs begins her sixth year with the Ohio Valley Conference, having joined the staff in October 2006 as assistant commissioner for championships. In addition to overseeing the administration of the OVC's 18 championship sports, Gibbs also serves as the Conference Senior Woman Administrator, as well as the staff liaison to select coaching groups and officiating coordinators. She also coordinates the league's Student-Athlete Advisory Committee and the OVC's merchandise and awards programs.

Gibbs was a staff member on Nashville's Bid Committee that successfully landed the Division I NCAA Women's Final Four for the city in 2014. She has also served as a timeout coordinator for the Men's and Women's Division I NCAA Basketball Tournament.

Gibbs joined the OVC after serving as sales coordinator for the Nashville Predators of the National Hockey League (NHL). In that role, she was charged with preparing corporate sponsorship proposals, tracking weekly sales activity and identifying new business prospects.

Prior to joining the Predators, Gibbs was a championships assistant with

the Sun Belt Conference, where she was involved in all facets of coordinating the league's championship events.

A native of Port Edwards, Wis., Gibbs received her post-secondary and graduate education at the University of Wisconsin-La Crosse, where she was awarded an undergraduate degree in sport management and a master's degree in sport administration. While attending the master's program at Wisconsin-La Crosse, Gibbs served as a graduate assistant in the athletics department, assisting with event management. She also spent seven years as the aquatics coordinator for the city of La Crosse, managing the day-to-day operations for five aquatic facilities.

Jennifer and her husband Matt were married in August 2008.

**Kyle Schwartz - Asst. Commissioner/Media Relations**



Kyle Schwartz joined the Ohio Valley Conference as Assistant Commissioner for Media Relations in Nov. 2006. He is in charge of publicity efforts for the Conference and is the primary contact for football, men's basketball, baseball, men's and women's cross country and men's and women's golf among other duties. He also serves as the media coordinator for the OVC's annual basketball and baseball tournaments and is also in charge of coordinating special events for the Conference, including the Honors Luncheon and Hall of Fame.

Schwartz served as a timeout coordinator for the 2009, 2010 and 2011 NCAA Men's Basketball Tournaments and worked with the ConSIDA group at the Final Fours in Detroit, Indianapolis and Houston. This year he will serve as the Media Coordinator for the NCAA Men's Basketball Second/Third Rounds which the OVC will host in Nashville.

Schwartz came to the OVC after spending four and a half years at the University of Northern Colorado in Greeley, Colo. There he served as the Assistant Director of Media Relations for two years, was promoted to Media Relations Coordinator in July 2004 and served as Director of Media Relations in his final year.

At Northern Colorado, Schwartz helped coordinate the media efforts of two NCAA, two conference and six independent championships, including four during the 2005-06 school year. Schwartz was honored by Collegiate Volleyball Update (CVU.com) with the first annual RESPECTing Volleyball (Recognition for Excellence in Supporting and Promoting Volleyball) Award in 2005 and was ranked the No. 3 soccer SID in the country by *Soccer Buzz* magazine in 2004. The 2003 Northern Colorado volleyball guide he wrote, designed and edited won third place honors nationally in the CoSIDA publications contest.

Schwartz also spent two years as a graduate assistant in the Southeast Missouri State sports information department (2000-02). It was at SEMO that Schwartz received his master's degree in athletic administration, graduating with honors. Schwartz received his bachelor's degree in business administration from the University of Kentucky in May 2000, graduating cum laude. As an undergraduate, he interned with the Host Communications publishing group and also worked with the Kentucky Thoroughblades minor league hockey team.

Schwartz, a native of Flemingsburg, Ky., is a member of the College Sports Information Directors of America (CoSIDA) and has served on CoSIDA's Academic All-American committee as a district coordinator since June 2003. Schwartz and his wife, Angella, were married in June 2004.



**Brian Pulley - Asst. Commissioner/External Affairs**



Brian Pulley was named Assistant Commissioner for External Affairs on August 7, 2007 and enters his fifth year with the Conference in 2011-12.

With the OVC Pulley oversees OVCsports.TV, the league's web streaming property, and is the liaison for the Conference's multimedia rights holder, IMG College.

In 2010-11 Pulley helped develop and executive a comprehensive marketing plan for the OVC Basketball Championship as the event expanded and moved to Municipal Auditorium in Nashville.

Pulley brought over five years of sales experience to the position, including completing an internship with the Conference in 2005-06. He has cultivated relationships for an array of business types and brings a comprehensive knowledge of game day operations as it applies to corporate activation.

Pulley came to the OVC after being an account executive with ISP Sports in Atlanta, Ga., where he was responsible for soliciting and cultivating corporate partners for Georgia Tech Athletics. He also helped develop and implement promotions for Georgia Tech football, baseball and men's basketball as well as being responsible for managing advertising inventory for Georgia Tech.

Pulley, a native of Springfield, Tenn., received his bachelor's degree in public relations from Middle Tennessee State University in December 1998. He completed his master's of science degree in sports administration from Belmont University in May 2006.

It was during graduate school that he served as an intern with the Ohio Valley Conference, helping establish a group sales base, formulating a marketing plan and assisting with the OVC Basketball Championship among other duties.

Pulley is active with the Big Brother Big Sisters of Middle Tennessee. He and his wife Ashley were married in April 2011.

**Matt Banker - Asst. Commissioner/Institutional Services**



Matthew Banker was named Assistant Commissioner for Institutional Services on Dec. 11, 2009 and began his duties with the OVC on Jan. 4, 2010.

At the OVC, Banker oversees the conference's NCAA rules education programming which includes providing legislative and interpretative guidance to OVC member institutions. In conjunction with the NCAA Division I legislative cycle, Banker leads the conference's review of legislative proposals annually including coordination of the OVC's position on each proposal. Banker also

conducts NCAA required compliance reviews for OVC member institutions and assists member institutions with the athletics certification process. As part of the OVC governance structure, Banker serves as liaison to the OVC's Board of Faculty Athletics Representatives, the academic services directors and the institutional athletics compliance staff. Banker currently serves as the OVC's representative on the NCAA Division I Legislative Council and also oversees the National Letter of Intent (NLI) program.

Banker joined the OVC staff after serving as the Assistant Dean for Student Affairs at the Indiana University School of Law in Indianapolis, Ind. from 2008-09. Banker, while at IU School of Law, managed a variety of student services and administration functions including counseling law students on personal and curricular matters, advising law student organizations, organizing new student orientation and spring commencement, managing the annual budget, coordinating the administration of final exams and oversight of the student handbook. Banker also served on the Dean's senior leadership team which included day-to-day management of the law school operations, strategic planning and executing the mission and goals of the school and serving on the law school's ABA self study committee.

Prior to working at the Indiana University School of Law in Indianapolis, Banker worked at the National Collegiate Athletic Association (NCAA) from 2002 to 2008, first as the Associate Director of Membership Services and later at the NCAA Eligibility Center as the Associate Director of Academic Review. His responsibilities with the NCAA included serving on the national office legislative team which oversaw the drafting of NCAA legislation and interpretations for all three divisions. That role included drafting and publishing rules and interpretations for the Legislative Services Database (LSDBI), the NCAA Manuals and NCAA Convention official notices. Banker also served as staff liaison to NCAA committees and councils tied to legislation and interpretations, financial aid, recruiting and playing and practice seasons. From spring 2007 to July 2008 he managed the day-to-day operations of the NCAA Eligibility Center academic review team which oversaw the administration of initial eligibility waivers and prospective student-athlete reviews for Division I and Division II institutions.

Banker received his bachelor of arts degree in print journalism from the University of St. Thomas in St. Paul, Minn. in December 1997. A member of the Omicron Delta Kappa Honor Society, Banker was a three-time letter winner for the Tommies football team. Banker received his Juris Doctorate from the Marquette University Law School in May 2001. At Marquette he was the president of the St. Thomas More Society and a member of the Sports Law Society.

Banker has been an active member and volunteer with the Boys & Girls Club. He is a member of the Wisconsin State Bar Association, the National Association of Academic Advisors, the National Association for Athletics Compliance (NAAC) and the National Association of Collegiate Directors of Athletics (NACDA).

Banker is a native of Wauwatosa, Wis.

**Heather Brown - Director of Media Relations**



Heather Brown is in her eighth year with the Ohio Valley Conference in 2011-12. After the completion of a 10-month internship with the OVC, she served in the position of Assistant Director for Media Relations until her promotion of Director of Media Relations in Dec. 2006.

Brown, the longest tenured member of the OVC staff, is the primary contact for soccer, volleyball, women's basketball, softball, men's and women's track and field, men's and women's rifle and men's and women's tennis.

Brown has done extensive work with NCAA Championships, first serving as the assistant media relations coordinator for the first and second rounds of the 2005 NCAA Division I Men's Basketball Tournament in Nashville (a role she will hold once again this year when the OVC hosts the second/third rounds). She has also worked the first and second round of the NCAA Women's Tournament in each 2004, 2006 and 2007 and the Men's Basketball Tournament in 2008 and 2011.

Brown was instrumental in getting the OVC started in the social network/new media phenomenon, starting both Facebook and Twitter accounts for the league.

Prior to working with the Conference, the West Liberty, Ohio, native served a three-month internship in the sports information office at The Ohio State University after a one-year stint as a student assistant in the Bowling Green State University sports information office.

A 2003 graduate of BGSU, Brown earned a bachelor's degree in sports management with an emphasis in sports information. She is a member of the College Sports Information Directors of America (CoSIDA).

**Jon Kuka - OVC IMG Sports Marketing**



Jon Kuka joined the Ohio Valley Conference staff in April 2010 as the Senior Account Executive for OVC IMG Sports Marketing. Kuka brought over 10 years in sales and sports marketing experience to the position.

He joined the Conference staff as part of the OVC's five-year agreement with IMG College which was signed in February 2008. With the deal, IMG represents the OVC through category exclusive corporate partnership sales, as well as radio broadcast production and distribution for the men's basketball championship and

other championship events.

Prior to joining the OVC Kuka was the Director of Sales for Nelligan Sports Marketing at Middle Tennessee State University for two years. In that position he managed corporate sponsorships and initiated multi-media marketing rights for the Blue Raiders athletic department.

From 2001-07 Kuka worked in Knoxville with the Tennessee Smokies baseball club, the AA affiliate of the Chicago Cubs. He began as a group sales representative and was promoted to Director of Group Sales and eventually Director of Sales. As the Director of Sales, Kuka oversaw ticket sales and corporate sponsorships sales.

Kuka received his bachelor's degree in sports administration from the University of Tennessee at Chattanooga in 2000. While in school Kuka interned with the Chattanooga Sports & Events Committee that assisted in marketing the city for attracting events such as the NCAA Division I Football National Championship. He was also a member of the university cycling club and a participant in the 1999 Collegiate Mountain Bike National Championships.

Kuka completed his MBA from Ohio Valley Conference member Tennessee Tech University in 2009.

A native of Chattanooga, Kuka resides with his wife, Alicia, and daughter, Leah, in Murfreesboro, Tenn.

**Jenny Kulchar - Administrative Assistant**



The newest addition to the Ohio Valley Conference, joining the Conference in February 2010, Jenny Kulchar serves as the Administrative Assistant to the Commissioner and OVC staff.

Prior to joining the OVC, Kulchar spent a year and a half with Dye, Van Mol & Lawrence, a public relations firm in downtown Nashville, as a receptionist where she performed administrative duties for the accounting department and worked on various client accounts including Bridgestone and Jack Daniels.

Kulchar moved to Nashville in January 2007 to complete her degree with an internship in the publicity department at Provident Label Group. After graduating she gained temporary employment at L.A.B. Media as the PR Coordinator.

She continued her administrative and public relations career as the Office Manager for New Business Development in addition to being the Business and PR Liaison for Make It Beautiful, a nonprofit organization.

Kulchar, a 2007 graduate of Central Michigan University, earned her bachelors in Integrative Public Relations minoring in Interpersonal and Public Communication with a concentration in the area of event planning.

**Jim Jackson - Coordinator of Football Officiating**



Jim Jackson is in his fifth year as Coordinator of Football Officiating for the OVC in 2011. Jackson is in charge of recruiting, training and developing the officials, as well the game selection, assignment and evaluation of those officials and oversight of an officials' observation program.

During his tenure as Coordinator, he has represented the OVC at all functions of the CFO Division I Coordinators. Jackson has attended the NCAA Football Rules Committee meeting, spoken at clinics in Baton Rouge, Houston, Reno, Oxford, Knoxville,

and was the clinician at the annual convention of the British American Football Referees Association in Coventry, England. He developed the OVC Football Officials Web site, which has become a model that has been duplicated by several Division I Conferences. Jackson serves as Chair of the Technology Committee charged with producing a platform to distribute training videos on a national level through a Web site authorized by the College Football Officiating, L.L.C., Board of Managers. Since 2010, he has served on the Editorial Sub-Committee to advise the NCAA Football Rules Committee.

In 2009 an OVC crew officiated the Division I National Championship Game in Chattanooga that saw Villanova defeat Montana 23-21 in a game televised nationally on ESPN. In 2010 an OVC crew officiated the Division I National Semifinal game in Cheyney, Wash., that saw eventual national champion Eastern Washington defeat Villanova in a game televised nationally on ESPN.

Jackson came to the OVC after spending six years as a referee with the Sun Belt Conference. At the Sun Belt he was also the President of the SBC Football Officials Association (2001-03), Position Chief (2001-02) and winner of the Silver Whistle Award for being the league's highest rated official (2002). He also worked a pair of bowl games, the Silicon Valley Bowl and the Alamo Bowl, during his tenure with the conference.

From 1992 through 2000, Jackson was a referee in the Southern Conference, working a pair of playoff games. Jackson has also served as the head linesman in the Old Dominion Athletic Conference (1986-89) and worked in the Southeast Tennessee Football Officials Association (SETFOA) for 18 years (1975-92).

Jackson received his Bachelor of Science degree in industrial engineering from the University of Tennessee in 1972. He retired after a 30-year career with Columbus McKinnon Corporation, Amherst, NY. During his career, he was an industrial engineer, plant manager and business analyst.

Jackson lives in Chattanooga with his wife, Charlene; has two grown sons, Russ and Matt, and a new grandson, Cooper.

## FOOTBALL CHAMPIONSHIP SUBDIVISION (FCS) CONFERENCE ALIGNMENT

### **BIG SKY (9)**

Eastern Washington  
Idaho State  
Montana  
Montana State  
Northern Arizona  
Northern Colorado  
Portland State  
Sacramento State  
Weber State

### **BIG SOUTH (8)**

Campbell  
Charleston Southern  
Coastal Carolina  
Gardner-Webb  
Liberty  
Presbyterian College  
Stony Brook  
VMI

### **COLONIAL (11)**

Delaware  
James Madison  
Maine  
Massachusetts  
New Hampshire  
Old Dominion  
Rhode Island  
Richmond  
Towson  
Villanova  
William & Mary

### **GREAT WEST (5)**

Cal Poly  
North Dakota  
South Dakota  
Southern Utah  
UC Davis

### **IVY (8)**

Brown  
Columbia  
Cornell  
Dartmouth  
Harvard  
Pennsylvania  
Princeton  
Yale

### **MID-EASTERN (9)**

Bethune-Cookman  
Delaware State  
Florida A&M  
Hampton  
Howard  
Morgan State  
Norfolk State  
North Carolina A&T  
South Carolina State

### **MISSOURI VALLEY (9)**

Illinois State  
Indiana State  
Missouri State  
North Dakota State  
UNI  
South Dakota State  
Southern Illinois  
Western Illinois  
Youngstown State

### **NORTHEAST (9)**

Albany  
Bryant  
Central Connecticut State  
Duquesne  
Monmouth  
Robert Morris  
Sacred Heart  
St. Francis (Pa.)  
Wagner

### **OHIO VALLEY (9)**

Austin Peay  
Eastern Illinois  
Eastern Kentucky  
Jacksonville State  
Murray State  
Southeast Missouri  
Tennessee State  
Tennessee Tech  
UT Martin

### **PATRIOT (7)**

Bucknell  
Colgate  
Fordham  
Georgetown  
Holy Cross  
Lafayette  
Leigh

### **PIONEER (9)**

Butler  
Davidson  
Dayton  
Drake  
Jacksonville  
Marist  
Morehead State  
San Diego  
Valparaiso

### **SOUTHERN (9)**

Appalachian State  
Chattanooga  
Citadel  
Elon  
Furman  
Georgia Southern  
Samford  
Western Carolina  
Wofford

### **SOUTHLAND (7)**

Central Arkansas  
McNeese State  
Nicholls State  
Northwestern State  
Sam Houston State  
Southeastern Louisiana  
Stephen F. Austin

### **SOUTHWESTERN (10)**

#### **East**

Alabama A&M  
Alabama State  
Alcorn State  
Jackson State  
Mississippi Valley State

#### **West**

Arkansas-Pine Bluff  
Grambling State  
Prairie View A&M  
Southern  
Texas Southern

### **INDEPENDENTS (6)**

Georgia State  
Lamar  
North Carolina Central  
Savannah State  
South Alabama  
Texas State





# FOOTBALL

## One Division I

As most football fans know, three classifications – Division I-A, I-AA and I-AAA – were used to differentiate the administration of a school's football program. As of December 15, 2006, those three classifications were declared out of bounds and new designations were kicked off.

The Football Bowl Subdivision (FBS) will be used to describe football programs that compete to participate in the postseason bowl system that includes the 32 NCAA-licensed bowls that make up the Bowl Championship Series.

The NCAA Football Championship Subdivision (FCS) now will be used to describe schools that participate in the NCAA championship postseason structure (one of 88 NCAA national championships that formerly was described as the I-AA football championship).

### PREVIOUS NAME > NEW NAME

Division I-A > **Football Bowl Subdivision**

I-A (short hand) > **Bowl Subdivision**

I-A (acronym for NCAA manual use) > **FBS**

Bowl Championship Series > **Same**

Division I-AA > **NCAA Football Championship Subdivision**

I-AA (short hand) > **Football Championship Subdivision**

I-AA (acronym for NCAA manual use) > **FCS**

NCAA Division I-AA Football Championship > **NCAA Division I Football Championship**

Division I-AA Football Committee > **Division I Football Championship Committee**

Division I-AAA > **Division I**

Division I (all other sports) > **Same**

## The Reason for the Change

The I-A, I-AA and I-AAA designations were confusing and as result, misapplied by college football fans and the media when referring not only to football programs (e.g., I-AA basketball). And because of greater awareness of specific conferences and schools, the I-A label was rarely emphasized by the I-A membership, which only caused greater confusion about the I-AA classification.

This initiative, voted into effect by the presidents and chancellors who comprise the NCAA Division I Board of Directors last August, is not intended to confuse or devalue the importance of the BCS format.

## Why These Titles Were Chosen

These labels communicate in a positive and clear way about the differences between the Division I football classifications, chiefly the postseason opportunity, while still defining them within the Division I experience.

The name change also clearly defines the student-athlete experience. Rather than being incorrectly referred to by a football classification, they'll simply be a Division I student-athlete.

## Spreading the Word

The use of the new football labels was rolled out at the 2006 NCAA Division I Football Championship game. During the course of the 2007 season, expect these new football designations to be used by members of the college football community, which includes student-athletes, corporate supporters, university/college officials, community leaders and media partners.

Coaches, administrators and staff have been asked to use the new classifications in media guides, game programs, Web sites, tickets and promotional materials.

Get to know the new names for the teams in your favorite game – the Football Bowl Subdivision (FBS) and the Football Championship Subdivision (FCS).



Division I Football  
**Championship**  
Subdivision



13,000 Student-Athletes. 119 Teams. 20 Qualifiers.

**1 CHAMPION**

**DIVISION I**

**FCS**

Big Sky Conference • Big South Conference • Colonial Athletic Association • Ivy League • Mid-Eastern Athletic Conference  
Missouri Valley Football Conference • Northeast Conference • Ohio Valley Conference • Patriot League  
Pioneer Football League • Southern Conference • Southland Conference • Southwestern Athletic Conference

## PRESEASON ALL-OVC HONORS

### Predicted Order of Finish

1. Jacksonville State (13)	123
2. Murray State (4)	106
3. Eastern Kentucky	93
4. Southeast Missouri (1)	81
5. Tennessee Tech	73
6. UT Martin	64
7. Eastern Illinois	57
8. Tennessee State	33
9. Austin Peay	18

For the third time in the past four seasons Jacksonville State University has been picked the favorite in the Ohio Valley Conference football race. The Gamecocks picked up 13 of the 18 first-place votes in the 2011 poll which is a vote of league head coaches and sports information directors.

Murray State received four first-place votes and was picked second and were followed by Eastern Kentucky in third and defending champion Southeast Missouri, who was picked fourth and received the remaining first-place vote. The poll was rounded out by Tennessee Tech, UT Martin, Eastern Illinois, Tennessee State and Austin Peay.

### Preseason All-OVC Team

QB Matt Scheible, Southeast Missouri  
 QB Casey Brockman, Murray State  
 RB Mike Harris, Murray State  
 RB Ryan White, Austin Peay  
 RB Dante Thomas, Tennessee State  
 WR Tim Benford, Tennessee Tech  
 WR Orlandus Harris, Eastern Kentucky  
 TE Kenny Jones, UT Martin  
 C Tim Schmid, Austin Peay  
 OG Eric Zink, Eastern Illinois  
 OG Kadeem Edwards, Tennessee State  
 OG Scott Schweitzer, Tennessee Tech  
 OT Evan Conrad, Southeast Missouri  
 OT Odie Rush, Jacksonville State

DL Monte Lewis, Jacksonville State  
 DL Emory Attig, Eastern Kentucky  
 DL Jamison Wadley, Jacksonville State  
 DL Artavious Dowdell, Eastern Illinois  
 DL Anthony Brown, Eastern Kentucky  
 LB Rico Council, Tennessee State  
 LB Tyson Patrick, Eastern Kentucky  
 LB Rodney Garrott, Jacksonville State  
 DB Jeremy Caldwell, Eastern Kentucky  
 DB Keginald Harris, Jacksonville State  
 DB Tylor Brock, Southeast Missouri  
 DB Patrick McClellan, Eastern Kentucky  
 DB Dontrell Johnson, Murray State  
 DB Kendal Harper, UT Martin

K Kienan Cullen, Murray State  
 P Jordan Berry, Eastern Kentucky  
 RS Dontrell Johnson, Murray State

### Preseason Offensive Player of the Year

Casey Brockman, Murray State

### Co-Preseason Defensive Players of the Year

Monte Lewis, Jacksonville State  
 Rico Council, Tennessee State

Murray State junior quarterback Casey Brockman was tabbed the OVC Preseason Offensive Player of the Year while Jacksonville State senior defensive end Monte Lewis and Tennessee State senior linebacker Rico Council shared Preseason Co-Defensive Player of the Year honors. Eastern Kentucky led the way with seven total selections while Jacksonville State and Murray State followed with five apiece.

Returning players who were first-team All-OVC selections last season (nine in total) were automatic selections to the preseason team this year. The squad also included 10 players who were second-team selections in 2010. Of the 31 total selections, 21 were seniors, seven were juniors and three were sophomores.

## 2011 OVC SEASON NOTES/PREVIEW

**Let's Get It Started:** The 64th season of Ohio Valley Conference football will get underway on Thursday, Sept. 1 when four OVC squads take to the gridiron; the remaining five schools will play on Saturday, Sept. 3. The OVC is made up of nine football-playing schools in 2011. Since its beginning, 15 of the 18 total schools that have played football in the league have claimed at least one championship.

**OVC Teams in the National Polls:** Over the last four weeks of the 2010 regular season the OVC had two teams (Jacksonville State and Southeast Missouri) each ranked in the Top 10. It marked the first time since the 1996 season that the OVC had two teams ranked in the Top 10 at the same time. On Nov. 13 those two teams faced off in Jacksonville, marking the first time since Nov. 4, 1995 that two Top 10 OVC teams played each other (that year No. 8 Murray State beat No. 5 Eastern Kentucky 17-7). Jacksonville State got as high as No. 2 in the polls a year ago and finished at No. 12; Southeast Missouri reached as high as No. 7 and finished No. 13. It was the first time since the 1995 season that two OVC teams finished the year in the Top 13 of the polls. Overall Jacksonville State has been ranked in the Top 25 for 30-straight weeks, a school record. No OVC team has been ranked No. 1 since Tennessee State achieved that feat in the last regular season poll of the 1999 season.

**The FCS Playoffs:** Last season the Football Championship Subdivision (FCS) playoff field expanded to 20 teams, up from 16 previously. In April 2008 the NCAA Board of Directors approved the expansion. It marks the first expansion since the field grew from 12 to 16 teams in 1997. The field is comprised of 10 automatic bids (up from 8) and 10 at-large berths. There are four first round matchups (8 total teams), while 12 teams receive a bye into the second round. For the second time in 2011, the championship game will be played in Frisco, Texas at Pizza Hut Park, a 23,500-seat multi-purpose stadium. The Southland Conference will serve as the host of the championship, which will be held on Friday, Jan. 6 or Saturday, Jan. 7.

**OVC Teams in the Playoffs:** Last season the OVC placed two teams in the FCS playoffs as Southeast Missouri State earned the automatic bid and Jacksonville State received an at-large bid. It marked the third time in the last five years the OVC had placed multiple teams in the playoffs. Jacksonville State hosted a home playoff game, the first time an OVC team was awarded a home game since Eastern Illinois in 2006.

**OVC Against FBS Teams:** Last season Jacksonville State topped Ole Miss 48-49 in double overtime to start the season. The win marked one of just seven during the year where a team from the Football Championship Subdivision (FCS) topped a team from the Football Bowl Subdivision (FBS). The win was the first for an OVC team over a FBS squad since the 2004 season when Eastern Illinois beat Eastern Michigan. It also marked the first win for an OVC team over a squad from the SEC since the league was formed in 1948.

**Preseason Forecasts:** Jacksonville State was tabbed the favorite heading into the 2011 season. It marks the third time in the last four years at the Gamecocks have been picked the preseason favorite. Is being picked first in the preseason poll necessarily a good thing? In the past 32 years of preseason polls (all that were available), the preseason predicted champion has only gone on to win the OVC Championship 12 times (37.5%). Over the past eight years not once has the eventual champion been predicted in the preseason poll (it was last done correctly in 2002).

<u>Year</u>	<u>Predicted Champion</u>	<u>Actual Champion</u>
2002	Eastern Illinois	Eastern Illinois
2003	Southeast Missouri	Jacksonville State

2004	Eastern Kentucky	Jacksonville State
2005	Jacksonville State	Eastern Illinois
2006	Eastern Kentucky	Eastern Illinois/UT Martin
2007	Eastern Illinois	Eastern Kentucky
2008	Jacksonville State	Eastern Kentucky
2009	Eastern Kentucky	Eastern Illinois
2010	Jacksonville State	Southeast Missouri
2011	Jacksonville State	?

**NFL Connections:** As of July 1, 16 former Ohio Valley Conference players are scheduled to be on NFL rosters once the lockout ends. Those players include former Eastern Illinois standout Tony Romo, a three-time Pro Bowl pick, Cortland Finnegan (Samford), who has been a Pro Bowl defensive back selection with the Tennessee Titans, and Tennessee State's Dominique Rodgers-Cromartie, who was a starter for the Arizona Cardinals in Super Bowl XLIII and was a Pro Bowl selection in 2009. Seven of the nine current OVC football schools have at least one player in the NFL with Eastern Illinois leading the way with four players. Several NFL coaches also have connections to OVC schools, including two who went to Eastern Illinois, including Super Bowl champion coaches Sean Payton (New Orleans) and Mike Shanahan (Washington). UT Martin graduate and former assistant coach Jerry Reese made waves in 2007 when he led the New York Giants to Super Bowl XLII in his first season as General Manager with the franchise.

**A Look at the Coaches:** All nine coaches return from last year to coach their respective teams in the Ohio Valley Conference this season. The Dean of OVC Coaches is Eastern Illinois coach Bob Spoo who is in his 25th season (24th on the sidelines) with the Panthers in 2011. Spoo has 90 total wins while EIU has been a member of the OVC, a mark that ranks fifth in OVC history. He will retire following the conclusion of the 2011 season.



Murray State junior quarterback Casey Brockman was tabbed the OVC Preseason Offensive Player of the Year. In nine games last season (just six of which were starts), Brockman completed 213-of-320 (66.6%) passes for 2,442 yards and 15 touchdowns and carried the ball 79 times for 292 yards and seven additional scores. Brockman also caught a touchdown pass for the Racers.

**RETURNING STATISTICAL LEADERS**

Following are a look at the top statistical returners this season based on their production during the 2010 season (current year of eligibility indicated in parenthesis).

<u>Passing</u>	<u>Att./Comp.</u>	<u>Yds.</u>	<u>TD/Int.</u>
Derek Carr, UTM (Jr.)	191/328	2,543	13/12
Casey Brockman, MUR (Jr.)	213/320	2,442	15/6
Marques Ivory, JSU (Sr.)	181/309	2,248	18/9
T.J. Pryor, EKV (Jr.)	118/222	1,613	12/12
Jeremy Perry, TSU (Sr.)	131/244	1,469	9/6
Matt Scheible, SEMO (Sr.)	109/182	1,246	8/3

<u>Rushing</u>	<u>Att.</u>	<u>Yds.</u>	<u>TD's</u>
Mike Harris, MUR (Sr.)	139	904	10
Matt Scheible, SEMO (Sr.)	168	884	7
Dante' Thomas, TSU (Sr.)	155	793	6
Ryan White, APSU (Sr.)	156	769	4
Calvin Middleton, JSU (Sr.)	118	514	7

<u>Receiving</u>	<u>Rec.</u>	<u>Yds.</u>	<u>TD's</u>
Arthur Brackett, MUR (So.)	62	617	3
Orlandus Harris, EKV (Jr.)	56	940	7
Erik Lora, EIU (Jr.)	50	478	2
Tim Benford, TTU (Sr.)	47	779	9
Kenny Whittaker, EIU (Jr.)	42	382	1

<u>Tackles</u>	<u>UT</u>	<u>AT</u>	<u>Total</u>
Marty Jones, TTU (Jr.)	37	50	87
Cory Leman, EIU (Sr.)	41	54	95
Antwaun Majors, APSU (Jr.)	58	26	84
Darrick Dillard, APSU (Jr.)	47	37	84
Amius Smith, APSU (Sr.)	47	35	82

<u>Sacks</u>	<u>Sacks</u>	<u>Yds.</u>
Marcus Edwards, TTU (Jr.)	7.5	46
Anthony Brown, EKV (So.)	6.5	44
Darrin Nalls, UTM (Jr.)	5.0	20
Artavious Dowdell, EIU (Jr.)	4.5	32

<u>Interceptions</u>	<u>Int.</u>	<u>Yds.</u>	<u>TD's</u>
Tylor Brock, SEMO (Jr.)	6	174	2
Keginald Harris, JSU (Jr.)	5	97	0
Richmond Tooley, TTU (Sr.)	3	0	0
Marty Jones, TTU (Jr.)	3	-3	0

**ALL-TIME COACHING VICTORIES**

Eastern Illinois head coach Bob Spoo continues to climb the OVC all-time wins chart. Spoo has 90 total wins (No. 5 all-time) since Eastern Illinois has been a member of the Ohio Valley Conference. Jacksonville State's Jack Crowe joined the Top 10 last year and is now eighth (60 wins). In total 81 coaches have led programs while a member of the OVC from 1948 to the present.

<u>Coach</u>	<u>Years</u>	<u>Record</u>
1. Roy Kidd (EKU)	1964-02	315-123-8 (.715)
2. Boots Donnelly (AP/MT)	1977-78, 79-98	154-94-1 (.620)
3. Charles Murphy (MTSU)	1952-68	117-53-5 (.683)
4. Jimmy Feix (WKU)	1968-81	99-43-5 (.690)
5. <b>Bob Spoo (EIU)</b>	<b>1996-present</b>	<b>90-73 (.552)</b>
6. Don Wade (TTU)	1968-82	81-78-3 (.509)
7. Wilburn Tucker (TTU)	1954-67	70-66-5 (.514)
8. <b>Jack Crowe (JSU)</b>	<b>2003-present</b>	<b>60-30 (.667)</b>
Bill Furgerson (MUR)	1967-77	60-49-4 (.549)
10. Nick Denes (WKU)	1957-67	57-39-7 (.587)
25. <b>Jason Simpson (UTM)</b>	<b>2006-present</b>	<b>32-25 (.561)</b>
Watson Brown (AP/TTU)	1979-80, 07-pres.	32-35 (.478)
37. Tony Samuel (SEMO)	2006-present	22-35 (.386)
46. Dean Hood (EKU)	2008-present	19-15 (.599)
52. Rick Christophel (APSU)	2007-present	15-29 (.340)
67. Chris Hatcher (MUR)	2010-present	6-5 (.545)
73. Rod Reed (TSU)	2010-present	3-8 (.273)

*Note: Wins are in all games while team has been a member of the Ohio Valley Conference.*



## 2011 COMPOSITE OVC SCHEDULE

### Thursday, September 1

Murray State at Louisville, 6:00 p.m. (ESPNU)  
 \*UT Martin at Jacksonville State, 6:00 p.m.  
 Illinois State at Eastern Illinois, 6:30 p.m. (CSN Chicago)

### Saturday, September 3

Tennessee Tech at Iowa, 11:00 a.m. (BTN)  
 Southern Illinois at Southeast Missouri, 6:00 p.m.  
 Southern at Tennessee State, 6:00 p.m.  
 Austin Peay at Cincinnati, 6:00 p.m.  
 Eastern Kentucky at Kansas State, 6:00 p.m.

### Thursday, September 8

Maryville at Tennessee Tech, 7:00 p.m.

### Saturday, September 10

Eastern Illinois at Northwestern, 2:30 p.m. (BTN)  
 Murray State at Mississippi Valley State, 4:00 p.m.  
 Jacksonville State at Chattanooga, 5:00 p.m.  
 Missouri State at Eastern Kentucky, 5:00 p.m.  
 Tennessee State vs. Jackson State, 6:00 p.m. (Memphis, Tenn.)

### Thursday, September 15

Union College at UT Martin, 6:00 p.m.

### Saturday, September 17

Southeast Missouri at Purdue, 11:00 a.m. (BTN)  
 Georgia State at Jacksonville State, 2:30 p.m. (CSS)  
 Chattanooga at Eastern Kentucky, 5:00 p.m.  
 \*Tennessee State at Murray State, 6:00 p.m.  
 Austin Peay at Memphis, 6:00 p.m.  
 \*Tennessee Tech at Eastern Illinois, 6:30 p.m.

### Thursday, September 22

\*Murray State at UT Martin, 6:00 p.m.

### Saturday, September 24

Tennessee State at Air Force, 2:00 p.m. (The Mtn.)  
 \*Eastern Illinois at Jacksonville State, 6:00 p.m.  
 \*Eastern Kentucky at Austin Peay, 6:00 p.m.  
 \*Southeast Missouri at Tennessee Tech, 7:00 p.m.

### Saturday, October 1

\*Jacksonville State at Murray State, 6:00 p.m.  
 \*Eastern Illinois at Southeast Missouri, 6:00 p.m.  
 \*Tennessee State at Austin Peay, 6:00 p.m.  
 \*Tennessee Tech at UT Martin, TBA

### Saturday, October 8

Murray State at Georgia State, 12:00 p.m.  
 \*Eastern Kentucky at Eastern Illinois, 1:30 p.m.  
 \*Austin Peay at UT Martin, 2:00 p.m.  
 \*Southeast Missouri at Tennessee State, 6:00 p.m.

### Saturday, October 15

\*Southeast Missouri at Eastern Kentucky, 2:00 p.m.  
 \*Eastern Illinois at Murray State, 3:00 p.m.  
 UT Martin at South Alabama, 4:00 p.m.  
 \*Jacksonville State at Austin Peay, 6:00 p.m.  
 \*Tennessee State at Tennessee Tech, 7:00 p.m.

### Saturday, October 22

\*Austin Peay at Southeast Missouri, 1:00 p.m.  
 \*UT Martin at Eastern Illinois, 1:30 p.m.  
 \*Tennessee State at Eastern Kentucky, 2:00 p.m.  
 Jacksonville State at Kentucky, TBA

### Saturday, October 29

\*Eastern Kentucky at Murray State, 1:00 p.m.  
 \*Tennessee Tech at Jacksonville State, 3:00 p.m.  
 \*Eastern Illinois at Austin Peay, 4:00 p.m.  
 \*Southeast Missouri at UT Martin, TBA

### Saturday, November 5

Central State at Austin Peay, 1:00 p.m.  
 Central Methodist at Southeast Missouri, 1:00 p.m.  
 \*Murray State at Tennessee Tech, 1:30 p.m.  
 \*Tennessee State at Eastern Illinois, 1:30 p.m.  
 \*Eastern Kentucky at Jacksonville State, 3:00 p.m.  
 UT Martin at Mississippi State, TBA

### Saturday, November 12

\*Tennessee Tech at Eastern Kentucky, 12:00 p.m.  
 \*Austin Peay at Murray State, 1:00 p.m.  
 \*Jacksonville State at Southeast Missouri, 1:00 p.m.  
 Eastern Illinois at Southern Illinois, 2:00 p.m.  
 \* UT Martin at Tennessee State, 5:00 p.m.

### Saturday, November 19

\*UT Martin at Eastern Kentucky, 12:00 p.m.  
 \*Murray State at Southeast Missouri, 1:00 p.m.  
 \*Austin Peay at Tennessee Tech, 1:30 p.m.  
 \*Jacksonville State at Tennessee State, 2:00 p.m.

### Saturday, November 26

FCS Playoffs First Round (campus sites)

### Saturday, December 3

FCS Playoffs Second Round (campus sites)

### Friday, December 9/Saturday, December 10

FCS Playoffs Quarterfinals (campus sites)

### Friday, December 16/Saturday, December 17

FCS Playoffs Semifinals (campus sites)

### Friday, January 6 OR Saturday, January 7

FCS National Championship (Frisco, Texas)

\* - Denotes OVC contest

All Times CENTRAL

Dates and times subject to change

All Conference games and home non-conference games featuring OVC schools will be available live and on-demand at [OVCSports.TV](http://OVCSports.TV)

## 2012 OVC SCHEDULE

### September 15

Austin Peay at Tennessee State

### September 22

UT Martin at Austin Peay  
 Murray State at Eastern Illinois  
 Jacksonville State at Eastern Kentucky  
 Tennessee Tech at Southeast Missouri

### September 29

Austin Peay at Eastern Illinois  
 Eastern Kentucky at UT Martin  
 Southeast Missouri at Jacksonville State  
 Tennessee Tech at Murray State

### October 6

Murray State at Austin Peay  
 Eastern Illinois at UT Martin  
 Eastern Kentucky at Tennessee State  
 Jacksonville State at Tennessee Tech

### October 13

Austin Peay at Eastern Kentucky  
 Jacksonville State at Eastern Illinois  
 UT Martin at Murray State  
 Tennessee State at Southeast Missouri

### October 20

Eastern Kentucky at Tennessee Tech  
 Tennessee State at Jacksonville State  
 UT Martin at Southeast Missouri

### October 27

Southeast Missouri at Austin Peay  
 Eastern Illinois at Eastern Kentucky  
 Murray State at Jacksonville State  
 Tennessee Tech at Tennessee State

### November 3

Eastern Illinois at Tennessee Tech  
 Eastern Kentucky at Southeast Missouri  
 Jacksonville State at UT Martin  
 Tennessee State at Murray State

### November 10

Austin Peay at Jacksonville State  
 Southeast Missouri at Eastern Illinois  
 Murray State at Eastern Kentucky  
 UT Martin at Tennessee Tech

### November 17

Tennessee Tech at Austin Peay  
 Southeast Missouri at Murray State  
 Tennessee State at UT Martin

*All Future Schedules Are Subject to Change*





**Governors Stadium (10,000) - Opened in 1946.**



# AUSTIN PEAY GOVERNORS



**Timothy Hall**  
President



**Dave Loos**  
Athletics Director



**Brad Kirtley**  
Football Contact



**Rick Christophel**  
Head Coach

## 2011 SCHEDULE

Sept. 3	at Cincinnati	6:00 p.m.
<i>Cincinnati leads 4-0; Last Meeting: Cincinnati won 42-10 (9/4/93)</i>		
Sept. 17	at Memphis	6:00 p.m.
<i>Memphis leads 6-0; Last Meeting: Memphis won 41-0 (10/5/57)</i>		
<b>Sept. 24</b>	<b>Eastern Kentucky*</b>	<b>6:00 p.m.</b>
<i>Eastern Ky. leads 39-4; Last Meeting: EKU won 17-3 (11/20/10)</i>		
<b>Oct. 1</b>	<b>Tennessee State*</b>	<b>6:00 p.m.</b>
<i>Tennessee St. leads 8-5; Last Meeting: APSU won 26-23 (9/18/10)</i>		
Oct. 8	at UT Martin* (TV: WLJT)	2:00 p.m.
<i>UT Martin leads 32-25-2; Last Meeting: UTM won 28-12 (11/6/10)</i>		
<b>Oct. 15</b>	<b>Jacksonville State*</b>	<b>6:00 p.m.</b>
<i>Jacksonville St. leads 12-6-3; Last Meeting: JSU won 56-3 (10/23/10)</i>		
Oct. 22	at Southeast Missouri*	1:00 p.m.
<i>Southeast Missouri leads 9-6; Last Meeting: SEMO won 41-24 (10/16/10)</i>		
<b>Oct. 29</b>	<b>Eastern Illinois* (HC)</b>	<b>4:00 p.m.</b>
<i>Eastern Illinois leads 8-3; Last Meeting: EIU won 28-10 (10/30/10)</i>		
<b>Nov. 5</b>	<b>Central State</b>	<b>1:00 p.m.</b>
<i>First meeting</i>		
Nov. 12	at Murray State*	1:00 p.m.
<i>Murray State leads 31-13; Last Meeting: MSU won 61-35 (11/13/10)</i>		
Nov. 19	at Tennessee Tech* (TV: WCTE)	1:30 p.m.
<i>Tennessee Tech leads 27-17; Last Meeting: TTU won 34-21 (10/9/10)</i>		

\* Denotes Ohio Valley Conference Matchup  
**Home Games in Bold** HC - Homecoming  
 All Times Central and Subject to Change

## QUICK FACTS

### Basic Information

Location: .....Clarksville, Tenn.  
 Enrollment: .....10,723  
 Founded: .....1927  
 Nickname: .....Governors  
 Colors: .....Red and White  
 President: .....Timothy Hall  
 Athletic Director: .....Dave Loos  
 Stadium (Capacity): .....Governors Stadium (10,000)  
 Surface: .....Polytan Mega Grass

### Media Relations

Football Contact: .....Brad Kirtley  
 Office Phone: .....(931) 221-7561  
 Cell Phone: .....(931) 624-2904  
 Fax: .....(931) 221-7562  
 Email: .....kirtleyb@apsu.edu  
 Web site: .....www.letsgoapeay.com  
 Press Box Phone: .....(931) 221-7406

### Team Information

Offense: .....Pro Spread  
 Defense: .....4-2-5  
 Lettermen Returning/Lost: .....47/18  
 Offensive Starters Returning: .....7  
 Defensive Starters Returning: .....9  
 Specialist Starters Returning: .....2  
 2010 Record/OVC Record (Finish): .....2-9/1-7 (8th)  
 Postseason: .....none

All-Time Record/OVC Record: .....271-467-16 (.370)/93-171-2 (.353)  
 Joined OVC: .....1963 (was not a member from 1997-06)  
 OVC Championships (Last): .....1 (1977)  
 NCAA FCS Playoff Appearances (Last): .....0

## PRESEASON DEPTH CHART

### OFFENSE

WR	10	Tee Howell	5-10	182	So.
	95	Kamron Johnson	6-0	188	So.
WR	<b>9</b>	<b>Scott Thomas</b>	<b>6-2</b>	<b>193</b>	<b>Sr.</b>
	8	Terrence Oliver	5-7	162	So.
OT	<b>74</b>	<b>J.P. Washington</b>	<b>6-3</b>	<b>362</b>	<b>Sr.</b>
	75	Preston Frye	6-7	310	So.
OG	<b>73</b>	<b>Jacob Langston</b>	<b>6-5</b>	<b>300</b>	<b>Jr.</b>
	70	Devon McVea	6-6	372	Sr.
C	<b>50</b>	<b>Tim Schmid</b>	<b>6-3</b>	<b>323</b>	<b>Jr.</b>
	61	Zach Amis	6-4	271	R-Fr.
	66	Gavin Willisson	6-3	245	R-Fr.
OG	<b>79</b>	<b>Chris Hartman</b>	<b>6-5</b>	<b>320</b>	<b>So.</b>
	71	Nathan Sanders	6-5	300	R-Fr.
OT	<b>78</b>	<b>Ben Stansfield</b>	<b>6-8</b>	<b>281</b>	<b>So.</b>
	76	Kyle Harrison	6-5	285	So.
QB	<b>15</b>	<b>Jake Ryan</b>	<b>6-1</b>	<b>194</b>	<b>Jr.</b>
		Landon Curtis	6-1	200	Fr.
		Jacob Sexton	6-2	190	Fr.
RB	<b>21</b>	<b>Ryan White</b>	<b>5-9</b>	<b>199</b>	<b>Sr.</b>
	12	Wesley Kitts	6-0	211	Jr.
FB	33	Cody Tucker	5-11	243	Jr.
		Reco Williams	6-1	250	Fr.
TE	42	Preston Rouse	6-3	241	Jr.
		Ashlon Adams	6-4	249	Jr.
WR	<b>18</b>	<b>Devin Stark</b>	<b>6-3</b>	<b>206</b>	<b>Jr.</b>
	86	Robert Lemon	6-3	175	Jr.

### DEFENSE

DE	48	Rip Rowan	6-1	236	So.
	99	Ernest Smith	6-2	233	So.
DT	58	Anthony Marion	6-4	252	Jr.
	51	Reese Bulmash	5-11	295	So.
NT	<b>57</b>	<b>Skyler Springfield</b>	<b>6-3</b>	<b>308</b>	<b>Jr.</b>
	55	Robbie Bryant	6-2	316	R-Fr.
DE	<b>91</b>	<b>Isoua Siliva</b>	<b>6-5</b>	<b>253</b>	<b>So.</b>
	90	Preston Gilbreath	6-4	267	R-So.
LB	<b>5</b>	<b>Darrick Dillard</b>	<b>6-2</b>	<b>212</b>	<b>Jr.</b>
	35	Josh Owens	5-10	220	So.
LB	<b>43</b>	<b>Zac Burkhart</b>	<b>6-3</b>	<b>231</b>	<b>Jr.</b>
	46	Zach Lane	6-1	222	So.
CB	<b>23</b>	<b>Steven Ragin</b>	<b>6-2</b>	<b>177</b>	<b>So.</b>
		Montez Carlton	5-8	160	Fr.
CB	31	Sheldon Wade	5-10	156	So.
	22	Tyreon Clark	5-9	163	So.
FS	<b>36</b>	<b>Antwaun Majors</b>	<b>5-10</b>	<b>179</b>	<b>So.</b>
	34	Chris Taylor	6-0	180	Jr.
SS	31	EnRiques Perry	5-10	184	So.
	82	Jonathan Smith	6-0	185	R-Fr.
WS	<b>6</b>	<b>Amius Smith</b>	<b>6-2</b>	<b>222</b>	<b>Sr.</b>
	19	Delton Teeter	6-0	213	Sr.

### SPECIAL TEAMS

PK	<b>16</b>	<b>Stephen Stansell</b>	<b>6-0</b>	<b>183</b>	<b>Jr.</b>
P	92	Scott Graves	6-3	182	R-Fr.
		Ben Campbell	6-5	215	Fr.
LS	<b>40</b>	<b>Nick Newsome</b>	<b>5-11</b>	<b>204</b>	<b>Sr.</b>
HO	40	Nick Newsome	5-11	204	Sr.
KR	10	Tee Howell	5-10	182	So.
	31	Sheldon Wade	5-10	156	So.
PR	10	Tee Howell	5-10	182	So.
	95	Kamron Johnson	6-0	188	So.

### Returning Starters in Bold

### Key Losses

RB	Terrence Holt
	793 yards, 8 TD's, 1,100 kick return yds., 23.4 yd/KR
WR	Adrian Mines
	16 catches, 161 yards, 3 TD's

## PLAYERS TO WATCH



### AMIUS SMITH

Senior • Safety

6-2 • 226 • Clarksville, Tenn.

As a junior Smith recorded 82 total tackles (47 solo) which ranked him ninth in the OVC in tackles/game (7.5)...That season followed a sophomore campaign where he had 88 total tackles (46 solo), six tackles-for-loss, two forced fumbles and a sack in 11 total games...In 2010 Smith also had eight tackles-for-loss, 2.5 sacks, six pass breakups, two quarterback hurries, a forced fumble and a fumble recovery...Had 14 tackles (11 solo) and forced a fumble in game against Murray State on Nov. 13...Added 10 tackles in contest against OVC champion Southeast Missouri on Oct. 16 and had eight tackles in victory over Tennessee State.



### STEPHEN STANSELL

Junior • Kicker

6-0 • 185 • Athens, Tenn.

Stansell made 12-of-18 field goals as a sophomore, ranking second in the OVC in field goals made/game (1.09)...He had a long of 51 yards in a loss to nationally-ranked FBS foe Wisconsin...Also added two 50-yarders during the season, one of which came in a game against nationally-ranked FCS foe Jacksonville State...Other 50-yarder came in a victory over Tennessee State, a contest where he hit a season-high four field goals...In that win he also connected from 30, 23 and 29 yards as Austin Peay won 26-23...That performance earned him OVC Specialist of the Week honors...Made nine field goals as a freshman in 2009, including a long of 52 yards.

## TEAM NOTES

- Senior running back Ryan White enters the 2011 season fifth all-time in Austin Peay rushing history with 2,450 yards. He needs only 543 yards to become second all-time in APSU history (he cannot catch all-time leader Chris Fletcher who rushed for 4,688 yards). White also enters the season fifth in Governors history with 504 rushing attempts.

- Austin Peay returns eight of its top 10 tacklers from a season ago, including three players (linebacker Darrick Dillard - 84 tackles, free safety Antwaun Majors - 84, and weak safety Amius Smith - 82) who had 80 or more tackles a season ago.

- After playing the 2009 season with a school-record 26 seniors, Austin Peay had just 14 seniors a season ago. This year the team will be considered "young" as the roster includes only 11 seniors.

- Despite playing with a young offensive line in 2010, the Govs ranked second in the OVC and eighth nationally in sacks allowed/game (0.82). The team also ranked 42nd in the FCS in rushing offense at 167.09 yards/game.

- APSU will have to replace NCAA all-time leading kick return yardage specialist Terrence Holt, who was a four-year starter for the Governors. Holt, who returned a kickoff for a touchdown in his first play at Austin Peay, accounted for 92 percent of the team's kickoff return yards over the past four years.

**NUMERICAL ROSTER**

No.	Name	Pos.	Ht.	Wt.	Yr.	Hometown (Last School)
2	Jeremy Ross	S/CB	5-11	184	Jr.	College Park, Ga. (North Clayton)
4	Ashlon Adams	TE	6-5	249	Jr.	Kingsport, Tenn. (Dobyns-Bennett)
5	Darrick Dillard	LB	6-2	212	Jr.	Hopkinsville, Ky. (Hopkinsville)
6	Amius Smith	S	6-2	222	Sr.	Clarksville, Tenn. (Kenwood)
8	Terrence Oliver	WR	5-7	162	So.	Memphis, Tenn. (Manassas)
9	Scott Thomas	WR	6-2	193	Sr.	Murfreesboro, Tenn. (Riverdale)
10	Tee Howell	WR	5-10	182	So.	Morristown, Tenn. (Morristown East)
12	Wesley Kitts	RB	6-0	211	Jr.	Knoxville, Tenn. (Halls)
15	Jake Ryan	QB	6-1	194	R-Jr.	Knoxville, Tenn. (West)
16	Stephen Stansell	K	5-11	183	Jr.	Athens, Tenn. (McMinn County)
18	Devin Stark	WR	6-3	206	Jr.	Memphis, Tenn. (Farley)
19	Delton Teeter	S	6-0	213	Sr.	Clarksville, Tenn. (Rossvie)
21	Ryan White	RB	5-8	199	Sr.	Nashville, Tenn. (Brentwood Academy)
23	Steven Ragin	DB	6-2	177	So.	Orlando, Fla. (Olympia)
24	Ean Pemberton	RB	5-3	138	R-Fr.	Loganville, Ga. (Grayson)
29	Dontavious Brown	RB	5-10	160	So.	Albany, Ga. (Sherwood Christian Academy)
31	Sheldon Wade	DB/KR	5-10	156	So.	Knoxville, Tenn. (Austin-East)
33	Cody Tucker	RB	6-0	243	Jr.	White Bluff, Tenn. (Creekwood)
34	Chris Taylor	CB	6-0	180	R-Jr.	Memphis, Tenn. (Memphis University School)
35	Josh Owens	LB	5-10	220	So.	Gainesville, Ga. (Johnson)
36	Antwaun Majors	S	5-10	179	Jr.	Mt. Juliet, Tenn. (Mt. Juliet)
39	EnRiques Perry	DB	5-10	184	So.	Gallatin, Tenn. (Gallatin)
40	Nick Newsome	HB/LS	5-11	204	Sr.	Dyersburg, Tenn. (Middle Tennessee)
41	Craig Salley	LB	5-11	212	So.	Arlington, Tenn. (Bolton)
42	Preston Rouse	HB	6-3	241	R-Jr.	Knoxville, Tenn. (Bearden)
43	Zac Burkhart	LB	6-3	231	Jr.	Clarksville, Tenn. (Clarksville Academy)
44	Josh Carroll	LB	5-9	219	So.	Adamsville, Tenn. (Adamsville)
46	Zach Lane	LB	6-2	222	R-So.	Clarksville, Tenn. (Clarksville)
48	Rip Rowan	DE	6-1	236	So.	Atlanta, Ga. (Lassiter)
50	Tim Schmid	OL	6-3	323	Jr.	Nashville, Tenn. (Father Ryan)
51	Reese Bulmash	DL	5-11	295	So.	Marietta, Ga. (Sprayberry)
55	Rob Bryant	DL	6-2	316	R-Fr.	Marietta, Ga. (Sprayberry)
57	Skyler Springfield	DL	6-3	308	Jr.	Madisonville, Ky. (North Hopkins)
58	Anthony Marion	DL	6-4	252	R-Jr.	Memphis, Tenn. (Mitchell)
61	Zach Amis	OL	6-4	271	R-Fr.	Lewisburg, Tenn. (Marshall County)
66	Gavin Willisson	OL	6-3	245	R-Fr.	Fairhope, Ala. (Fairhope)
68	Matt Wise	DT	6-3	274	Fr.	Milan, Tenn. (Milan)
70	Devon McVea	OT	6-6	372	Jr.	Clarksville, Tenn. (Stratford)
71	Nathan Sanders	OL	6-5	300	R-Fr.	Spring Hill, Tenn. (Spring Hill)
73	Jacob Langston	OL	6-5	300	So.	Hopkinsville, Ky. (Christian County)
74	J.P. Washington	OL	6-3	362	Sr.	Nashville, Tenn. (Hillsboro)
75	Preston Frye	OL	6-7	310	R-So.	Piney Flats, Tenn. (Sullivan East)
76	Kyle Harrison	OL	6-5	282	So.	Cordova, Tenn. (Christian Brothers)
77	James Barker	OL	6-4	282	Sr.	Dickson, Tenn. (Dickson County)
78	Ben Stansfield	OL	6-8	281	So.	Franklin, Tenn. (Ravenwood)
79	Chris Hartman	OL	6-6	320	So.	Charlotte, Tenn. (Creekwood)
81	Ricky Tinnin	S	5-10	156	R-So.	Hopkinsville, Ky. (Christian County)
82	Jonathan Smith	WR/DB	6-0	185	R-Fr.	Jonesboro, Ga. (Jonesboro)
85	Michael Dunphy	LS	5-11	184	R-Fr.	Long Beach, Calif. (Franklin County)
86	Robert Lemon	WR	6-3	175	Jr.	St. Petersburg, Fla. (St. Petersburg)
89	Chris Carter	WR	6-0	202	R-Sr.	Brentwood, Tenn. (Ravenwood)
90	Preston Gilbreath	DE	6-5	250	R-So.	Mt. Pleasant, Tenn. (Mt. Pleasant)
91	Iosua Siliva	DE	6-5	253	So.	Vailoa, America Samoa (Leone)
92	Scott Graves	P	6-3	182	R-Fr.	Clarksville, Tenn. (Rossvie)
95	Kamron Johnson	WR	6-0	168	So.	Memphis, Tenn. (Overton)
97	Jeremy Maze	DE	6-1	220	R-Fr.	Dyersburg, Tenn. (Dyersburg)
98	Lee Pardue	WR	6-1	199	R-Jr.	White House, Tenn. (White House Heritage)
99	Earnest Smith	DE	6-2	233	So.	Clarksville, Tenn. (Kenwood)
	Leonard Amarth	DE/OL	6-4	260	Fr.	Ghana, West Africa (McGavock)
	Hunter Branch	WR	6-3	190	Fr.	Fairview, Tenn. (Fairview)
	Ben Campbell	P/TE	6-5	215	Fr.	Kingsport, Tenn. (Science Hill)
	Montez Carlton	DB	5-8	160	Fr.	Hoover, Ala. (Hoover)
	DeAndre Carroll	DL	6-0	250	Fr.	Memphis, Tenn. (Kingsabury)
	Darryl Clack	WR	6-6	210	Fr.	Nashville, Tenn. (Maplewood)
	Landon Curtis	QB	6-1	200	Fr.	Calhoun, Ga. (Calhoun)
	Jamaar Embry	WR/DB	6-2	185	Fr.	Clarksville, Tenn. (Northeast)
	John Houston	DL	6-2	250	Fr.	Nashville, Tenn. (East Litteraure)
	Buddy Mitchell	WR/DB	5-9	185	Fr.	Murfreesboro, Tenn. (Oakland)
	Adam Noble	S	6-3	200	Fr.	Springfield, Mo. (Glendale)
	Xavier Norman	TE/DE	6-4	220	Fr.	Murfreesboro, Tenn. (Oakland)
	Steven Rich	LB/FB/TE	6-3	215	Fr.	Savannah, Tenn. (Hardin County)
	Tremond Robinson	WR	6-1	170	Fr.	Knoxville, Tenn. (Austin-East)
	Jacob Sexton	QB	6-2	190	Fr.	Huntsville, Tenn. (Scott)
	Johnathan Shuler	DB/WR	6-1	178	Fr.	Nashville, Tenn. (Stratford)
	Isaiah Tuiasosopo	DL	6-4	280	Fr.	Pago Pago, American Samoa (Tafuna)
	Julian Virgo	OL/DL	6-4	300	Fr.	Hendersonville, Tenn. (Pope John Paul II)
	Reco Williams	LB/FB	6-1	250	Fr.	Clarksville, Tenn. (Northeast)
	Rodney Williams	LB	6-1	224	Fr.	Tampa, Fla. (Spoto)
	Anthony Woodard	WR	6-5	190	Fr.	Gallatin, Tenn. (Gallatin)

**ALPHABETICAL ROSTER**

No.	Name	Pos.	Yr.
4	Ashlon Adams	TE	Jr.
	Leonard Amarth	DE/OL	Fr.
61	Zach Amis	OL	R-Fr.
77	James Barker	OL	Sr.
	Hunter Branch	WR	Fr.
29	Dontavious Brown	RB	So.
55	Rob Bryant	DL	R-Fr.
51	Reese Bulmash	DL	So.
43	Zac Burkhart	LB	Jr.
	Ben Campbell	P/TE	Fr.
	Montez Carlton	DB	Fr.
	DeAndre Carroll	DL	Fr.
44	Josh Carroll	LB	So.
89	Chris Carter	WR	R-Sr.
	Darryl Clack	WR	Fr.
	Landon Curtis	QB	Fr.
5	Darrick Dillard	LB	Jr.
85	Michael Dunphy	LS	R-Fr.
	Jamaar Embry	WR/DB	Fr.
75	Preston Frye	OL	R-So.
90	Preston Gilbreath	DE	R-So.
92	Scott Graves	P	R-Fr.
76	Kyle Harrison	OL	So.
79	Chris Hartman	OL	So.
	John Houston	DL	Fr.
10	Tee Howell	WR	So.
95	Kamron Johnson	WR	So.
12	Wesley Kitts	RB	Jr.
46	Zach Lane	LB	R-So.
73	Jacob Langston	OL	So.
86	Robert Lemon	WR	Jr.
36	Antwaun Majors	S	Jr.
58	Anthony Marion	DL	R-Jr.
97	Jeremy Maze	DE	R-Fr.
70	Devon McVea	OT	Jr.
	Buddy Mitchell	WR/DB	Fr.
40	Nick Newsome	HB/LS	Sr.
	Adam Noble	S	Fr.
	Xavier Norman	TE/DE	Fr.
8	Terrence Oliver	WR	So.
35	Josh Owens	LB	So.
24	Ean Pemberton	RB	R-Fr.
98	Lee Pardue	WR	R-Jr.
39	EnRiques Perry	DB	So.
23	Steven Ragin	DB	So.
	Steven Rich	LB/FB/TE	Fr.
	Tremond Robinson	WR	Fr.
2	Jeremy Ross	S/CB	Jr.
42	Preston Rouse	HB	R-Jr.
48	Rip Rowan	DE	So.
15	Jake Ryan	QB	Jr.
41	Craig Salley	LB	So.
71	Nathan Sanders	OL	R-Fr.
50	Tim Schmid	OL	Jr.
	Jacob Sexton	QB	Fr.
	Johnathan Shuler	DB/WR	Fr.
91	Iosua Siliva	DE	So.
6	Amius Smith	S	Sr.
99	Earnest Smith	DE	So.
82	Jonathan Smith	WR/DB	R-Fr.
57	Skyler Springfield	DL	Jr.
16	Stephen Stansell	K	Jr.
78	Ben Stansfield	OL	So.
18	Devin Stark	Wr	Jr.
34	Chris Taylor	CB	R-Jr.
19	Delton Teeter	S	Sr.
9	Scott Thomas	WR	Sr.
81	Ricky Tinnin	S	R-So.
33	Cody Tucker	RB	Jr.
	Isaiah Tuiasosopo	DL	Fr.
	Julian Virgo	OL/DL	Fr.
31	Sheldon Wade	DB/KR	So.
74	J.P. Washington	OL	Sr.
21	Ryan White	RB	Sr.
	Reco Williams	LB/FB	Fr.
	Rodney Williams	LB	Fr.
66	Gavin Willisson	OL	R-Fr.
68	Matt Wise	DT	Fr.
	Anthony Woodard	WR	Fr.



# RICK CHRISTOPHEL

HEAD COACH

5TH SEASON

15-29 CAREER RECORD

**Birthdate:** Oct. 27, 1952  
**Hometown:** Reading, Ohio  
**College:** Austin Peay, 1975 (Business Administration)  
**Family:** Wife - Connie  
 Children - Chrissy, Carrie, Sara

**Career Record**

<u>Year</u>	<u>School</u>	<u>Overall</u>	<u>Conf. (Finish)</u>
2007	Austin Peay	7-4	5-3 (3rd-t)
2008	Austin Peay	2-9	2-6 (7th-t)
2009	Austin Peay	4-7	3-5 (6th)
2010	Austin Peay	2-9	1-7 (8th)

*Rick Christophel was named the 17th head coach in Austin Peay history on March 23, 2007. The former Govs quarterback returned to his alma mater and led the team to a 7-4 record (5-3 in the OVC) in his first season. He became the first APSU coach since 1979 to win seven games in his initial season with the team.*

## CAREER HIGHLIGHTS

- Christophel became the first APSU graduate to head the Governors program since 1973-76 when he took over the program in 2007. In his first season in Clarksville, Christophel led the team to a 7-4 overall record and third-place finish in the OVC (5-3). He was the first head coach since 1979 (Watson Brown) to win as many as seven games in his initial season. Only one coach ("Boots" Donnelly) won more games (8 in 1977) in his inaugural season with the program. The seven wins was the most for APSU as a scholarship program since 1984.
- Was the Austin Peay State starter from 1971-74, playing safety his freshman season before moving to quarterback for his final three years. A two-time team captain, Christophel completed 175-of-384 passes for 2,073 yards and 14 touchdowns in his three seasons. He also did some punting, averaging 35.1 yards per punt for his career. He finished his career ranked second in both passing and punting yards.
- It is a family affair for the Christophel family at Austin Peay ... Rick's brothers Randy (1975-78) and Rob (1981-83) also both quarterbacked Austin Peay.
- Christophel served as a graduate assistant at APSU from 1975-76 and as a full-time assistant coach from 1979-81.
- Christophel has also been an assistant coach at Southern Arkansas (1982), Cincinnati (1983), Rice (1984-85), Vanderbilt (1986-90), Mississippi State (1991-94) and UAB (1995-07). He was the defensive coordinator at Vandy (1989) and UAB (2001, 2006-07).
- Christophel is very familiar with the head coach at Tennessee Tech, Watson Brown. The duo have coached together in 22 of Christophel's 33 years in the profession, including most recently at UAB in 2006.

## ASSISTANT COACHES

- Defensive Coordinator/Secondary:**.....Granville Eastman  
 Alma Mater:..... Saint Mary's of Nova Scotia, 1992 (9th season)
- Offensive Line:**..... Tyler Trent  
 Alma Mater:..... Austin Peay, 2010 (1st season)
- Defensive Line:**..... Ryan Taylor  
 Alma Mater:..... Austin Peay, 2005 (4th season)
- Secondary:**.....Dainon Sidney  
 Alma Mater:.....UAB, 1999 (4th season)
- Wide Receivers/Special Teams:**..... Marcus Gildersleeve  
 Alma Mater:..... Virginia Tech, 2000 (7th season)
- Linebackers:**.....Gary Shephard  
 Alma Mater:..... Austin Peay, 1972 (4th season)
- Running Backs:**.....J.D. Sellers  
 Alma Mater:..... Austin Peay, 2010 (2nd season)

## 2010 TEAM STATISTICS

	<u>APSU</u>	<u>Opponent</u>				
<b>SCORING</b>	208	420				
Points Per Game	18.9	38.2				
<b>FIRST DOWNS</b>	162	263				
Rushing	83	134				
Passing	63	114				
Penalty	16	15				
<b>RUSHING YARDAGE</b>	1838	2437				
Yards Gained Rushing	2048	2688				
Yards Lost Rushing	210	251				
Rushing Attempts	407	515				
Average Per Rush	4.5	4.7				
Average Per Game	167.1	221.5				
TDs Rushing	13	34				
<b>PASSING YARDAGE</b>	1283	2532				
Att-Comp-Int	127-252-14	191-304-8				
Average Per Pass	5.1	8.3				
Average Per Catch	10.1	13.3				
Average Per Game	116.6	230.2				
TDs Passing	9	19				
<b>TOTAL OFFENSE</b>	3121	4969				
Total Plays	659	819				
Average Per Play	4.7	6.1				
Average Per Game	283.7	451.7				
<b>TIME OF POSSESSION/GAME</b>	28:04	31:46				
<b>3RD DOWN CONVERSIONS</b>	53/146	76/154				
3rd-Down Pct.	36%	49%				
<b>4TH DOWN CONVERSIONS</b>	8/20	11/18				
4th-Down Pct.	40%	61%				
<b>RED-ZONE SCORES</b>	20-27 (74%)	50-58 (86%)				
<b>RED-ZONE TOUCHDOWNS</b>	12-27 (44%)	44-58 (76%)				
<b>PAT-ATTEMPTS</b>	22-23 (96%)	52-54 (96%)				
<b>ATTENDANCE</b>	22,255	130,324				
Games/Avg. Per Game	5/4,451	6/21,721				
Neutral Site Games	-	0/0				
<b>SCORE BY QUARTERS</b>	<b>1st</b>	<b>2nd</b>	<b>3rd</b>	<b>4th</b>	<b>OT</b>	<b>Total</b>
Austin Peay	42	68	67	31	-	208
Opponents	70	179	88	83	-	420

## 2010 INDIVIDUAL STATISTICS

<b>RUSHING</b>						
<u>Player</u>	<u>G</u>	<u>Att.</u>	<u>Yds.</u>	<u>Avg.</u>	<u>TD</u>	<u>Yds./G</u>
Terrence Holt	11	146	793	5.4	8	72.1
Ryan White	11	156	769	4.9	4	69.9
Wesley Kitts	8	33	152	4.6	1	19.0

<b>PASSING</b>						
<u>Player</u>	<u>G</u>	<u>Cmp.-Att.</u>	<u>Pct.</u>	<u>Yds.</u>	<u>TD/Int.</u>	<u>Avg.</u>
Jake Ryan	11	107-212	50.5	1120	7/11	101.8
T.C. Jennings	10	8-20	40.0	39	0/2	3.9
Trent Caffee	5	11-19	57.9	94	1/1	18.8

<b>RECEIVING</b>						
<u>Player</u>	<u>G</u>	<u>No.</u>	<u>Yds.</u>	<u>Avg.</u>	<u>TD</u>	<u>Yds./G</u>
Terrence Holt	11	20	90	4.5	0	8.2
Devin Stark	10	19	253	13.3	2	25.3
Scott Thomas	11	18	223	12.4	0	20.3
Adrian Mines	7	16	161	10.1	3	23.0
Darryl Miller	10	10	112	11.2	2	11.2

<b>SCORING</b>						
<u>Player</u>	<u>G</u>	<u>TD</u>	<u>XPt.</u>	<u>FG</u>	<u>Pts.</u>	<u>Pts./G</u>
Stephen Stansell	11	-	21-22	12-18	57	5.2
Terrence Holt	11	9	-	-	54	4.9
Ryan White	11	4	-	-	24	2.2
Adrian Mines	7	3	-	-	18	2.6

<b>TACKLES</b>						
<u>Player</u>	<u>G</u>	<u>Solo</u>	<u>Asst.</u>	<u>Total</u>	<u>TFL</u>	<u>Sacks</u>
Darrick Dillard	11	47	37	84	4.5	0
Antwaun Majors	11	58	26	84	1.5	0
Amius Smith	11	47	35	82	8.0	2.5
Zac Burkhart	8	22	30	52	2.0	1.0
Jeremy Ross	11	23	28	51	5.0	1.5

<b>INTERCEPTIONS</b>						
<u>Player</u>	<u>G</u>	<u>No.</u>	<u>Yds.</u>	<u>Avg.</u>	<u>TD</u>	<u>PBU</u>
Jeremy Ross	11	2	6	3.0	0	1
Steve Ragin	11	2	0	0.0	0	6

Returning Players in Bold



## 2010 SCHEDULE AND RESULTS

<u>Date</u>	<u>Opponent</u>	<u>Result</u>	<u>Attendance</u>
9/2	<b>Cumberland</b>	<b>W, 38-6</b>	<b>4,710</b>
9/11	at Middle Tennessee	L, 56-33	16,806
9/18	at Tennessee State*	W, 26-23	8,502
9/25	at #10 Wisconsin	L, 70-3	77,224
<b>10/9</b>	<b>Tennessee Tech*</b>	<b>L, 34-21</b>	<b>7,218</b>
<b>10/16</b>	<b>#18 Southeast Missouri*</b>	<b>L, 41-24</b>	<b>2,917</b>
10/23	at #3 Jacksonville State*	L, 56-3	19,707
10/30	at Eastern Illinois*	L, 28-10	4,385
<b>11/6</b>	<b>UT Martin*</b>	<b>L, 28-12</b>	<b>4,307</b>
<b>11/13</b>	<b>Murray State*</b>	<b>L, 61-35</b>	<b>3,103</b>
11/20	at Eastern Kentucky*	L, 17-3	3,700

\* - Ohio Valley Conference Contest

Home Games in Bold

## TEAM RECORDS

### INDIVIDUAL RUSHING

#### Most Attempts

Game: 47 - Jay Bailey vs. Ky. Wesleyan (2002)  
 Season: 319 - Jay Bailey (2002)  
 Career: 935 - Chris Fletcher (2004-07)

#### Most Yards

Game: 244 - Floyd Jones vs. Morehead St. (1981)  
 Season: 1,687 - Jay Bailey (2002)  
 Career: 4,688 - Chris Fletcher (2004-07)

### INDIVIDUAL PASSING

#### Most Attempts

Game: 59 - Brian Baker vs. Virginia-Wise (1999)  
 Season: 421 - Brian Baker (1999)  
 Career: 1,063 - Jesse Kellogg (2002-05)

#### Most Completions

Game: 40 - Brian Baker vs. Virginia-Wise (1999)  
 Season: 247 - Brian Baker (1999)  
 Career: 504 - Jesse Kellogg (2002-05)

#### Most Yards

Game: 438 - Brian Baker vs. Virginia-Wise (1999)  
 Season: 2,809 - Brian Baker (1999)  
 Career: 5,587 - Brian Baker (1998-01)

### INDIVIDUAL RECEIVING

#### Most Receptions

Game: 20 - Harold Roberts vs. Murray State (1969)  
 Season: 77 - Lanis Frederick (2006)  
 Career: 232 - Harold Roberts (1967-70)

#### Most Receiving Yards

Game: 252 - Harold Roberts vs. Murray State (1969)  
 Season: 1,101 - Lanis Frederick (2006)  
 Career: 3,005 - Harold Roberts (1967-70)

## YEAR-BY-YEAR RESULTS

YEAR	ALL	OVC	COACH	YEAR	ALL	OVC	COACH
1930	3-4-1	--	Scott Alden	1971	2-8	1-6	Bill Dupes
1931	3-2-2	--	Scott Alden	1972	3-8	1-6	Bill Dupes
1932	3-2-2	--	Scott Alden	1973	2-8	1-6	J. Bushofsky
1933	No Games Played			1974	3-7-1	1-5-1	J. Bushofsky
1934	No Games Played			1975	3-8	3-4	J. Bushofsky
1935	No Games Played			1976	5-6	3-4	J. Bushofsky
1936	2-5	--	Fred T. Brown	1977	8-3	6-1	Boots Donnelly
1937	2-6	--	Fred T. Brown	1978	6-4	3-3	Boots Donnelly
1938	3-5-1	--	Fred T. Brown	1979	7-4	2-4	Watson Brown
1939	4-5	--	Fred T. Brown	1980	7-4	5-2	Watson Brown
1940	4-7	--	Fred T. Brown	1981	5-5	3-5	Emory Hale
1941	4-5	--	Fred T. Brown	1982	3-7	2-5	Emory Hale
1942	No Games Played			1983	6-5	3-4	Emory Hale
1943	No Games Played			1984	7-4	4-3	Emory Hale
1944	No Games Played			1985	5-6	2-5	Emory Hale
1945	No Games Played			1986	5-6	3-4	Emory Hale
1946	5-4	--	David Aaron	1987	2-9	1-5	Emory Hale
1947	3-6-1	--	David Aaron	1988	3-8	2-4	Paul Brewster
1948	8-2	--	David Aaron	1989	1-10	1-5	Paul Brewster
1949	8-2	--	David Aaron	1990	0-11	0-6	John Palermo
1950	5-2-1	--	David Aaron	1991	5-6	3-4	Roy Gregory
1951	1-8-1	--	David Aaron	1992	3-8	2-6	Roy Gregory
1952	7-2-1	--	David Aaron	1993	1-10	0-8	Roy Gregory
1953	4-4	--	David Aaron	1994	4-7	3-5	Roy Gregory
1954	3-5-2	--	David Aaron	1995	3-8	2-6	Roy Gregory
1955	2-7-1	--	Ken Cooper	1996	1-10	1-7	Roy Gregory
1956	5-6	--	Ken Cooper	1997	0-10	--	Bill Schmitz
1957	4-6	--	Ken Cooper	1998	4-7	--	Bill Schmitz
1958	3-7	--	Earl Gartman	1999	3-8	--	Bill Schmitz
1959	1-9	--	Earl Gartman	2000	2-9	--	Bill Schmitz
1960	2-8	--	Art Van Tone	2001	3-7	--	Bill Schmitz
1961	2-8	--	Art Van Tone	2002	7-5	--	Bill Schmitz
1962	0-10	--	Art Van Tone	2003	4-7	--	Carroll McCray
1963	1-9	0-7	Bill Dupes	2004	2-9	--	Carroll McCray
1964	8-1-1	5-1-1	Bill Dupes	2005	2-9	--	Carroll McCray
1965	8-1	6-1	Bill Dupes	2006	3-8	--	Carroll McCray
1966	6-4	4-3	Bill Dupes	2007	7-4	5-3	Rick Christophel
1967	2-8	2-5	Bill Dupes	2008	2-9	2-6	Rick Christophel
1968	5-5	3-4	Bill Dupes	2009	4-7	3-5	Rick Christophel
1969	2-7-1	2-5	Bill Dupes	2010	2-9	1-7	Rick Christophel
1970	3-7	2-5	Bill Dupes				

### OVC Championships (1)

1977

### NCAA FCS Playoff Appearances

none



*Terrence Holt (2007-10) finished his career as the NCAA all-time leader (all divisions) in kickoff returns (191) and kickoff yards (4,683). He is also the only player with four 1,000+ yard kick return seasons.*

## ALL-TIME COACHES

Coach	Years	Overall Record	OVC Record	OVC Titles	Playoff Appearances
Scott Alden	1930-32	9-8-5 (.523)	-	-	-
Fred D. Brown	1936-41	19-33-1 (.368)	-	-	-
David B. Aaron	1946-54	44-35-6 (.553)	-	-	-
Ken Cooper	1955-57	11-19-1 (.371)	-	-	-
Earl Gartman	1958-59	4-16 (.200)	-	-	-
Art Van Tope	1960-62	4-26 (.133)	-	-	-
Bill Dupes	1963-72	40-58-2 (.410)	26-43-1 (.379)	0	-
Jack Bushofsky	1973-76	13-29-1 (.314)	8-19-1 (.304)	0	0
James "Boots" Donnelly	1977-78	14-7 (.667)	9-4 (.692)	1	0
Watson Brown	1979-80	14-8 (.634)	7-6 (.538)	0	0
Emory Hale	1981-87	33-42 (.440)	18-31 (.367)	0	0
Paul Brewster	1988-89	4-18 (.182)	3-9 (.250)	0	0
John Palermo	1990	0-11 (.000)	0-6 (.000)	0	0
Roy Gregory	1991-96	17-49 (.258)	11-36 (.234)	0	0
Bill Schmitz	1997-02	19-46 (.292)	-	-	-
Carroll McCray	2003-06	11-33 (.250)	-	-	-
Rick Christophel	2007-present	15-29 (.341)	11-21 (.344)	0	0



O'Brien Field (10,000) - Opened in 1970.



# EASTERN ILLINOIS PANTHERS



**Dr. William L. Perry**  
President



**Barbara Burke**  
Athletics Director



**Rich Moser**  
Football Contact



**Bob Spoo**  
Head Coach

## 2011 SCHEDULE

- Sept. 1 Illinois State (TV: CSN Chicago) 6:30 p.m.**  
*Illinois State leads 51-39-9; Last Meeting: Illinois St. won 27-23 (11/13/10)*
- Sept. 10 at Northwestern (TV: BTN) 2:30 p.m.  
*First meeting*
- Sept. 17 Tennessee Tech\* (TV: WEIU) 6:30 p.m.**  
*Eastern Illinois leads 12-5; Last Meeting: TTU won 34-20 (10/16/10)*
- Sept. 24 at Jacksonville State\* (TV: WJXS) 6:00 p.m.  
*Series tied 4-4; Last Meeting: Jacksonville State won 28-23 (9/25/10)*
- Oct. 1 at Southeast Missouri\* 6:00 p.m.  
*Eastern Illinois leads 13-5; Last Meeting: SEMO won 28-13 (10/2/10)*
- Oct. 8 Eastern Kentucky\* (TV: WEIU) 1:30 p.m.**  
*Eastern Kentucky leads 11-7; Last Meeting: EKU won 35-7 (10/9/10)*
- Oct. 15 at Murray State\* 3:00 p.m.  
*Eastern Illinois leads 14-12; Last Meeting: MSU won 38-28 (10/23/10)*
- Oct. 22 UT Martin\* (TV: WEIU) (HC) 1:30 p.m.**  
*Eastern Illinois leads 12-4; Last Meeting: UT Martin won 20-10 (9/18/10)*
- Oct. 29 at Austin Peay\* 4:00 p.m.  
*Eastern Illinois leads 8-3; Last Meeting: EIU won 28-10 (10/30/10)*
- Nov. 5 Tennessee State\* (TV: WEIU) 1:30 p.m.**  
*Eastern Illinois leads 8-6; Last Meeting: EIU won 31-28 in OT (11/6/10)*
- Nov. 12 at Southern Illinois 2:00 p.m.  
*Southern Illinois leads 37-22-1; Last Meeting: SIU won 48-7 (11/28/09)*

\* Denotes Ohio Valley Conference Matchup  
**Home Games in Bold** HC - Homecoming  
 All Times Central and Subject to Change

## QUICK FACTS

### Basic Information

Location: .....Charleston, Ill.  
 Enrollment: ..... 11,630  
 Founded: ..... 1895  
 Nickname: ..... Panthers  
 Colors: ..... Blue, Grey and White  
 President: ..... Dr. William L. Perry  
 Athletic Director: ..... Barbara Burke  
 Stadium (Capacity): ..... O'Brien Field (10,000)  
 Surface: ..... Pro-Grass

### Media Relations

Football Contact: ..... Rich Moser  
 Office Phone: ..... (217) 581-7480  
 Cell Phone: ..... (217) 508-8317  
 Fax: ..... (217) 581-6434  
 Email: ..... rmoser@eiu.edu  
 Web site: ..... www.EIUpanters.com  
 Press Box Phone: ..... (217) 581-7770

### Team Information

Offense: ..... Spread  
 Defense: ..... 4-3  
 Lettermen Returning/Lost: ..... 36/18  
 Offensive Starters Returning: ..... 9  
 Defensive Starters Returning: ..... 6  
 Specialist Starters Returning: ..... 2  
 2010 Record/OVC Record (Finish): ..... 2-9/2-6 (7th)  
 Postseason: ..... none

All-Time Record/OVC Record: ..... 470-483-43 (.493)/76-40 (.665)  
 Joined OVC: ..... 1996  
 OVC Championships (Last): ..... 5 (2009)  
 NCAA FCS Playoff Appearances (Last): ..... 13 (2009)

## PRESEASON DEPTH CHART

### OFFENSE

<b>SE</b>	<b>3</b>	<b>Lorence Ricks</b>	<b>6-1</b>	<b>174</b>	<b>Sr.</b>
	81	Chris Wright	6-1	180	Jr.
<b>FL</b>	<b>22</b>	<b>Erik Lora</b>	<b>5-10</b>	<b>187</b>	<b>Jr.</b>
	9	Chavar Watkins	6-2	200	R-Jr.
<b>OT</b>	<b>75</b>	<b>Mike Garrity</b>	<b>6-6</b>	<b>313</b>	<b>R-Jr.</b>
	74	Collin Seibert	6-4	261	R-Fr.
<b>OG</b>	<b>76</b>	<b>Eric Zink</b>	<b>6-6</b>	<b>264</b>	<b>Sr.</b>
	78	Mitch Reab	6-4	280	Jr.
<b>C</b>	<b>71</b>	<b>Kevin Kapellas</b>	<b>6-4</b>	<b>290</b>	<b>Jr.</b>
	67	Mike O'Neill	6-2	284	R-Jr.
<b>OG</b>	<b>72</b>	<b>Alex Pierce</b>	<b>6-6</b>	<b>322</b>	<b>So.</b>
	78	Mitch Reab	6-4	280	Jr.
<b>OT</b>	<b>77</b>	<b>Dominic Pagliara</b>	<b>6-6</b>	<b>292</b>	<b>So.</b>
	69	Eric Varela	6-6	315	Jr.
<b>QB</b>	<b>15</b>	<b>Jimmy Garoppolo</b>	<b>6-3</b>	<b>208</b>	<b>So.</b>
	14	Taylor Duncan	6-3	204	R-Jr.
<b>RB</b>	<b>5</b>	<b>Jake Walker</b>	<b>5-10</b>	<b>210</b>	<b>R-Jr.</b>
	1	Jimmy Lera	5-8	161	R-Fr.
	20	AJ Woodson	5-8	167	R-Fr.
<b>TE</b>	<b>45</b>	<b>Keagan Robinson</b>	<b>6-6</b>	<b>243</b>	<b>R-Jr.</b>
	13	Von Wise	6-4	209	R-Jr.
<b>SL</b>	<b>4</b>	<b>Kenny Whittaker</b>	<b>5-10</b>	<b>181</b>	<b>Jr.</b>
	83	Adam Tapling	6-0	181	R-Jr.

### DEFENSE

<b>DE</b>	<b>32</b>	<b>Artavious Dowdell</b>	<b>6-2</b>	<b>236</b>	<b>Jr.</b>
	79	Jon Voytilla	6-3	276	So.
<b>DT</b>	<b>92</b>	<b>Mike Letton</b>	<b>6-4</b>	<b>247</b>	<b>Sr.</b>
	53	Greg Mahan	6-3	241	R-Jr.
<b>DT</b>	<b>73</b>	<b>Roosevelt Holliday</b>	<b>6-3</b>	<b>303</b>	<b>So.</b>
	93	Pat Wertz	6-4	240	R-Jr.
<b>DE</b>	<b>97</b>	<b>Judes Amilcar</b>	<b>6-2</b>	<b>229</b>	<b>R-So.</b>
	52	Clinton Simpkins	6-3	230	R-So.
<b>LB</b>	<b>8</b>	<b>Cory Leman</b>	<b>6-0</b>	<b>219</b>	<b>Sr.</b>
	54	Perry Maynard	6-2	232	R-Jr.
<b>LB</b>	<b>46</b>	<b>Gordy Kickels</b>	<b>6-1</b>	<b>222</b>	<b>Sr.</b>
	50	Adam gristick	5-10	202	R-Fr.
<b>LB</b>	<b>7</b>	<b>Antonio Taylor</b>	<b>6-2</b>	<b>215</b>	<b>R-So.</b>
	47	JR Ridgner	6-0	207	R-Jr.
<b>CB</b>	<b>10</b>	<b>Randolph Tribble</b>	<b>5-10</b>	<b>163</b>	<b>Jr.</b>
	2	Tavares Crawford	5-10	163	So.
<b>CB</b>	<b>12</b>	<b>Deonte Jackson</b>	<b>5-10</b>	<b>175</b>	<b>So.</b>
	21	Pete Houlihan	5-11	168	So.
<b>ROV</b>	<b>19</b>	<b>Nick Martinez</b>	<b>6-0</b>	<b>208</b>	<b>So.</b>
	24	James Cooper	5-10	178	R-Jr.
<b>FS</b>	<b>6</b>	<b>Carlos Reyna</b>	<b>6-0</b>	<b>189</b>	<b>Sr.</b>
	28	Nick Beard	6-1	178	R-So.

### SPECIAL TEAMS

<b>PK</b>	<b>58</b>	<b>Cameron Berra</b>	<b>5-11</b>	<b>203</b>	<b>So.</b>
<b>P</b>	<b>59</b>	<b>Scott Weatherford</b>	<b>6-1</b>	<b>186</b>	<b>R-So.</b>
<b>LS</b>	<b>51</b>	<b>Adam Baker</b>	<b>6-2</b>	<b>241</b>	<b>Jr.</b>
<b>HO</b>	<b>59</b>	<b>Scott Weatherford</b>	<b>6-1</b>	<b>186</b>	<b>R-So.</b>
<b>KR</b>	<b>3</b>	<b>Lorence Ricks</b>	<b>6-1</b>	<b>174</b>	<b>Sr.</b>
	1	Jimmy Lera	5-8	161	R-Fr.
<b>PR</b>	<b>22</b>	<b>Erik Lora</b>	<b>5-10</b>	<b>187</b>	<b>Jr.</b>
	12	Deonte Jackson	5-10	175	So.

### Returning Starters in Bold

### Key Losses

<b>P</b>	Kevin Cook	<i>1st-Team All-OVC; 42.9 yards/punt (8th nationally)</i>
<b>RB</b>	Jimmy Potempa	<i>491 rushing yards, 2 touchdowns</i>
<b>LB</b>	Nick Nasti	<i>1st-team All-OVC; 114 tackles, 3.5 TFL</i>
<b>CB</b>	CJ James	<i>2nd-Team All-OVC; 56 tackles, 5 TFL, 1 sack</i>
<b>CB</b>	Rashad Haynes	<i>56 tackles, 5 pass breakups</i>

## PLAYERS TO WATCH



### LORENCE RICKS

**Senior • WR/Kick Specialist**  
**6-1 • 176 • Ft. Lauderdale, Fla.**

Ricks is a versatile player on special teams and offense for the Panthers...Will serve as one of the team captains this season...Is the Panthers top deep threat as a wide receiver and the top kickoff return man...Ricks ranked fourth in the OVC and 37th in the NCAA in kick returns last year (24.8 yards/return)...He is also a specialist on punt and kick return coverage...Had seven returns for 197 total yards, including a long of 69, against Central Arkansas...Caught a season-high four passes for 114 yards and two touchdowns in game against Murray State in October...In 2009 had an 87-yard kickoff return for a touchdown against Jacksonville State.



### CORY LEMAN

**Senior • Linebacker**  
**6-0 • 221 • Champaign, Ill.**

Leman returns as a potential All-Conference linebacker for his senior season in 2011...Will serve as a team captain...He is the leading returning tackler on the Panthers squad with 95 tackles...Last season he ranked third in the OVC in tackles per game (8.6)...He had a season-high 15 tackles in the team's season finale at Illinois State...Leman also added double-digit tackles in 2010 against Central Arkansas (12), UT Martin (10), Murray State (10) and Austin Peay (11)...Started eight games as a sophomore in 2009, ranking second on the EIU team with 63 tackles, including a career-high 16 in a victory over Southeast Missouri.

## TEAM NOTES

- Head coach Bob Spoo will coach his 25th and final season at Eastern Illinois this season. This will also be the 50th year of coaching football for Spoo starting with his days as an assistant coach at Fenwick High School in Chicago.

- Spoo is currently tied with Virginia Tech's Frank Beamer as the fifth longest active tenure as head coach at the same Division I school. Both coaches have been with their respective programs since 1987. Penn State's Joe Paterno heads the list with his time at Penn State starting in 1966.

- Spoo enters the year with a 142-122-1 record. Ninety (90) of his victories have come while EIU has been a member of the OVC, ranking him fifth on the OVC career wins list. His 67 OVC victories ranks fourth-most in league history.

- Eastern Illinois and Illinois State will meet for the 100th time on the football field to open the 2011 season. The game will be televised on Comcast SportsNet and feature several special events around the contest.

- EIU is looking to return to playoffs following a one-year absence. The Panthers lead the OVC with total NCAA FCS playoff appearances making seven appearances since the 2000 season.

- Two former Panthers are currently serving as NFL head coaches. That include current New Orleans Saints head coach Sean Payton and Washington Redskins head coach Mike Shanahan. Former Minnesota Vikings head coach Brad Childress is also an Eastern Illinois alumnus.







The "Dean" of OVC football coaches, Bob Spoo returns for his final season at Eastern Illinois in 2011. He has directed the Panthers to four playoff appearances in the last six seasons.

# BOB SPOO

**HEAD COACH**

**25TH SEASON (24TH ON SIDELINES)**

**142-122-1 CAREER RECORD**

**Birthdate:** Nov. 2, 1937  
**Hometown:** Chicago, Ill.  
**College:** Purdue, 1960 (Physical Education)  
**Family:** Wife - Susan  
 Children - Kate

**Career Record**

<u>Year</u>	<u>School</u>	<u>Overall</u>	<u>Conf. (Finish)</u>
1987	Eastern Illinois	5-6	3-3 (3rd)
1988	Eastern Illinois	5-6	2-4 (5th)
1989	Eastern Illinois	9-4	4-2 (2nd)
1990	Eastern Illinois	5-6	3-3 (3rd)
1991	Eastern Illinois	4-7	2-4 (6th)
1992	Eastern Illinois	5-6	2-4 (4th)
1993	Eastern Illinois	3-7-1	2-3-1 (5th)
1994	Eastern Illinois	6-5	4-2 (3rd)
1995	Eastern Illinois	10-2	5-1 (1st)
1996	Eastern Illinois	8-4	6-2 (2nd-t)
1997	Eastern Illinois	8-3	5-2 (2nd-t)
1998	Eastern Illinois	6-5	4-3 (4th-t)
1999	Eastern Illinois	2-10	2-5 (6th-t)
2000	Eastern Illinois	8-4	6-1 (2nd)
2001	Eastern Illinois	9-2	6-0 (1st)
2002	Eastern Illinois	8-4	5-1 (1st-t)
2003	Eastern Illinois	4-8	3-5 (6th-t)
2004	Eastern Illinois	5-6	4-4 (4th)
2005	Eastern Illinois	9-3	8-0 (1st)
2006	Did Not Coach; Medical Leave		
2007	Eastern Illinois	8-4	7-1 (2nd)
2008	Eastern Illinois	5-7	3-5 (6th)
2009	Eastern Illinois	8-4	6-2 (1st)
2010	Eastern Illinois	2-9	2-6 (7th)

## CAREER HIGHLIGHTS

- Spoo begins his 24th season as Eastern Illinois' coach in 2011 (overall he has been with the program 25 years); he is the longest tenured coach in the Ohio Valley Conference. The second longest tenured coach on that list is Jacksonville State's Jack Crowe at 12 years.
- Spoo has guided EIU to nine playoff appearances, which ranks fifth all-time in FCS history.
- Spoo sat out the 2006 campaign after undergoing a medical procedure the week of the season opener. What was originally to be a four-to-six week absence lingered throughout the season and he did not return full-time until after the playoffs. The Panthers 8-5 overall record (and 7-1 OVC mark) was attributed to acting head coach Mark Hutson. Spoo returned to the sidelines in 2007 and led the Panthers to their 12th FCS Playoff berth.
- Spoo is first among active OVC coaches with 142 victories; 90 of those wins have come while EIU has been in the OVC, ranking him fifth all-time in OVC history. He has 67 OVC victories in his tenure, the fourth-most in league history.
- Spoo's tenure at EIU (since 1987) is the fifth longest among active Division I coaches. That list is headed by Joe Paterno (at Penn State since 1966); the two squared off in 2009 in Happy Valley.
- Spoo was a three-year letterwinner and two-year starting quarterback at Purdue University (1956-58). He was the co-captain of the Blue Squad in the 1958 Blue-Gray All-Star Game.
- Spoo was named National Coach of the Year at Wilmette Loyola Academy High School (1970 by National High School Coaches Association) and Eastern Illinois (1995 by the Football Gazette). He was the runner-up for the Eddie Robinson National Coach of the Year Award in 2000. Spoo has earned OVC Coach of the Year honors three times (2001, 2005, 2009) and Gateway Coach of the Year once (1995).

## ASSISTANT COACHES

- Associate HC/Offensive Coordinator/QB Coach:** .....Roy Wittke  
Alma Mater: ..... Wisconsin Eau-Claire, 1982 (17th season)
- Associate HC/Defensive Coordinator/LB's:** .....Roc Bellantoni  
Alma Mater: ..... Iona, 1993 (11th season)
- Offensive Line:** ..... Brian Callahan  
Alma Mater: ..... Eastern Illinois, 1992 (2nd season)
- Wide Receivers:** .....Mike Lynch  
Alma Mater: ..... Montana, 2000 (7th season)
- Defensive Line:** ..... Brian Strandley  
Alma Mater: ..... Idaho, 1995 (1st season)
- Defensive Secondary:** ..... George Love  
Alma Mater: ..... Eastern Illinois, 2005 (1st season)
- Special Teams:** .....Matthew Smiley  
Alma Mater: ..... Illinois, 2001 (3rd season)
- Tight Ends:** ..... Jason Fisher  
Alma Mater: ..... Eastern Illinois, 2008 (3rd season)
- Defensive Assistant:** ..... Chad Cleveland  
Alma Mater: ..... Eastern Illinois, 2007 (4th season)
- Defensive Assistant:** .....Bodie Reeder  
Alma Mater: ..... Eastern Illinois, 2010 (2nd season)

## 2010 TEAM STATISTICS

	<u>EIU</u>	<u>Opponent</u>				
<b>SCORING</b>	197	322				
Points Per Game	17.9	29.3				
<b>FIRST DOWNS</b>	186	228				
Rushing	64	125				
Passing	108	93				
Penalty						
<b>RUSHING YARDAGE</b>	962	2340				
Yards Gained Rushing	1457	2607				
Yards Lost Rushing	495	267				
Rushing Attempts	350	472				
Average Per Rush	2.7	5.0				
Average Per Game	87.5	212.7				
TDs Rushing	6	33				
<b>PASSING YARDAGE</b>	2279	1895				
Att-Comp-Int	193-340-18	204-317-5				
Average Per Pass	6.7	6.0				
Average Per Catch	11.8	9.3				
Average Per Game	207.2	172.3				
TDs Passing	18	5				
<b>TOTAL OFFENSE</b>	3241	4235				
Total Plays	690	789				
Average Per Play	4.7	5.4				
Average Per Game	294.6	385.0				
<b>TIME OF POSSESSION/GAME</b>	28:04	33:17				
<b>3RD DOWN CONVERSIONS</b>	41/138	69/157				
3rd-Down Pct.	30%	44%				
<b>4TH DOWN CONVERSIONS</b>	7/21	13/20				
4th-Down Pct.	33%	65%				
<b>RED-ZONE SCORES</b>	20-28 (71%)	40-54 (74%)				
<b>RED-ZONE TOUCHDOWNS</b>	14-28 (50%)	32-54 (59%)				
<b>PAT-ATTEMPTS</b>	21-22 (95%)	41-41 (100%)				
<b>ATTENDANCE</b>	28,343	111,058				
Games/Avg. Per Game	5/5,669	6/18,510				
Neutral Site Games	-	0/0				
<b>SCORE BY QUARTERS</b>	<u>1st</u>	<u>2nd</u>	<u>3rd</u>	<u>4th</u>	<u>OT</u>	<u>Total</u>
Eastern Illinois	54	71	21	48	3	197
Opponents	79	107	71	65	0	322



## 2010 INDIVIDUAL STATISTICS

<b>RUSHING</b>						
<u>Player</u>	<u>G</u>	<u>Att.</u>	<u>Yds.</u>	<u>Avg.</u>	<u>TD</u>	<u>Yds./G</u>
Jimmy Potempa	11	117	491	4.2	2	44.6
Mon Williams	9	62	209	3.4	3	23.2
<b>Jake Walker</b>	<b>10</b>	<b>53</b>	<b>180</b>	<b>3.4</b>	<b>0</b>	<b>18.0</b>
<b>Erik Lora</b>	<b>10</b>	<b>15</b>	<b>107</b>	<b>7.1</b>	<b>0</b>	<b>10.7</b>
<b>PASSING</b>						
<u>Player</u>	<u>G</u>	<u>Comp.-Att.</u>	<u>Pct.</u>	<u>Yds.</u>	<u>TD/Int.</u>	<u>Avg.</u>
Jimmy Garoppolo	8	124-211	58.8	1639	14/13	204.9
Brandon Large	6	69-128	53.9	640	4/5	106.7
<b>RECEIVING</b>						
<u>Player</u>	<u>G</u>	<u>No.</u>	<u>Yds.</u>	<u>Avg.</u>	<u>TD</u>	<u>Yds./G</u>
Erik Lora	10	50	478	9.6	2	47.8
Kenny Whittaker	10	42	382	9.1	1	38.2
Chris Wright	10	21	557	26.5	6	55.7
Lorence Ricks	11	20	285	14.2	3	25.9
Cody Bruns	10	20	238	11.9	3	23.8
<b>SCORING</b>						
<u>Player</u>	<u>G</u>	<u>TD</u>	<u>XPt.</u>	<u>FG</u>	<u>Pts.</u>	<u>Pts./G</u>
Cameron Berra	9	-	19-20	8-11	43	4.8
Chris Wright	10	6	-	-	36	3.6
Lorence Ricks	11	3	-	-	20	1.8
Mon Williams	9	3	-	-	18	2.0
Cody Bruns	10	3	-	-	18	1.8
<b>TACKLES</b>						
<u>Player</u>	<u>G</u>	<u>Solo</u>	<u>Asst.</u>	<u>Total</u>	<u>TFL</u>	<u>Sacks</u>
Nick Nasti	11	47	67	114	3.5	0
<b>Cory Leman</b>	<b>11</b>	<b>41</b>	<b>54</b>	<b>95</b>	<b>5.0</b>	<b>0</b>
<b>Nick Martinez</b>	<b>11</b>	<b>38</b>	<b>36</b>	<b>74</b>	<b>3.0</b>	<b>0</b>
<b>Gordy Kickels</b>	<b>10</b>	<b>31</b>	<b>41</b>	<b>72</b>	<b>7.5</b>	<b>0.5</b>
CJ James	11	33	23	56	5.0	1.0
<b>INTERCEPTIONS</b>						
<u>Player</u>	<u>G</u>	<u>No.</u>	<u>Yds.</u>	<u>Avg.</u>	<u>TD</u>	<u>PBU</u>
Sean Campbell	9	2	14	7.0	0	0
Nick Nasti	11	1	37	37.0	0	3
<b>Nick Martinez</b>	<b>11</b>	<b>1</b>	<b>0</b>	<b>0.0</b>	<b>0</b>	<b>5</b>
<b>Gordy Kickels</b>	<b>10</b>	<b>1</b>	<b>65</b>	<b>65.0</b>	<b>0</b>	<b>2</b>

Returning Players in Bold

## 2010 SCHEDULE AND RESULTS

<u>Date</u>	<u>Opponent</u>	<u>Result</u>	<u>Attendance</u>
9/4	at #9 Iowa	L, 37-7	70,585
<b>9/11</b>	<b>Central Arkansas</b>	<b>L, 37-7</b>	<b>5,529</b>
9/18	at UT Martin*	L, 20-10	4,791
<b>9/25</b>	<b>#4 Jacksonville State*</b>	<b>L, 28-23</b>	<b>4,311</b>
<b>10/2</b>	<b>Southeast Missouri*</b>	<b>L, 28-13</b>	<b>8,007</b>
10/9	at Eastern Kentucky*	L, 35-7	5,100
10/16	at Tennessee Tech*	L, 34-20	4,420
<b>10/23</b>	<b>Murray State*</b>	<b>L, 38-28</b>	<b>6,111</b>
<b>10/30</b>	<b>Austin Peay*</b>	<b>W, 28-10</b>	<b>4,385</b>
11/6	at Tennessee State*	W, 31-28 (OT)	21,596
11/13	at Illinois State	L, 27-23	4,566

\* - Ohio Valley Conference Contest

Home Games in Bold

## TEAM RECORDS

### INDIVIDUAL RUSHING

#### Most Attempts

Game: 48 - Willie High vs. Northern Iowa (1993)  
 Season: 314 - Willie High (1995)  
 Career: 930 - Poke Cobb (1976-79)

#### Most Yards

Game: 308 - J.R. Taylor vs. Florida Atlantic (2002)  
 Season: 1,609 - Poke Cobb (1979)  
 Career: 5,042 - Poke Cobb (1976-79)

### INDIVIDUAL PASSING

#### Most Attempts

Game: 58 - Tony Romo vs. Hawaii (2002)  
 Season: 494 - Sean Payton (1984)  
 Career: 1,408 - Sean Payton (1983-86)

#### Most Completions

Game: 40 - Sean Payton vs. Saginaw Valley (1985)  
 Season: 270 - Sean Payton (1984)  
 Career: 756 - Sean Payton (1983-86)

#### Most Yards

Game: 509 - Sean Payton vs. Saginaw Valley (1985)  
 Season: 3,843 - Sean Payton (1984)  
 Career: 10,655 - Sean Payton (1983-86)

### INDIVIDUAL RECEIVING

#### Most Receptions

Game: 15 - Willie White vs. Illinois State (1971)  
 Season: 76 - Jerry Wright (1984)  
 Career: 184 - Roy Banks (1983-86)

#### Most Receiving Yards

Game: 239 - Frank Cutolo vs. Tennessee St. (2001)  
 Season: 1,269 - Roy Banks (1984)  
 Career: 3,177 - Roy Banks (1983-86)



**Former Panther quarterback Sean Payton (who still holds numerous EIU passing records) led the New Orleans Saints to the Super Bowl XLIV title in Feb. 2010.**

## YEAR-BY-YEAR RESULTS

YEAR	ALL	OVC	COACH	YEAR	ALL	OVC	COACH
1899	0-2	--	Otis Caldwell	1955	3-6	--	Maynard O'Brien
1900	3-3	--	Otis Caldwell	1956	2-7	--	Keith Smith
1901	6-0-3	--	Otis Caldwell	1957	0-8	--	Ralph Kohl
1902	2-4	--	T. Smallwood	1958	2-6	--	Ralph Kohl
1903	5-2-2	--	Thomas Briggs	1959	2-6-1	--	Ralph Kohl
1904	6-1-1	--	Joseph Brown	1960	2-7	--	Ralph Kohl
1905	1-6-1	--	Joseph Brown	1961	4-3-1	--	Ralph Kohl
1906	2-1-1	--	Joseph Brown	1962	1-7	--	Ralph Kohl
1907	3-1-3	--	Joseph Brown	1963	2-7	--	Ralph Kohl
1908	6-2-1	--	Joseph Brown	1964	3-6	--	Ralph Kohl
1909	0-3	--	Joseph Brown	1965	3-5	--	Clyde Biggers
1910	2-3-1	--	Harold Railsback	1966	1-6-1	--	Clyde Biggers
1911	4-2	--	Charles Lantz	1967	2-6-1	--	Clyde Biggers
1912	6-1	--	Charles Lantz	1968	4-5	--	Clyde Biggers
1913	6-2	--	Charles Lantz	1969	2-7	--	Clyde Biggers
1914	8-0-1	--	Charles Lantz	1970	2-8	--	Clyde Biggers
1915	2-2-1	--	Charles Lantz	1971	4-6	--	Clyde Biggers
1916	4-3	--	Charles Lantz	1972	1-9	--	Jack Dean
1917	4-1-1	--	Charles Lantz	1973	2-9	--	Jack Dean
1918	No games played			1974	3-6-1	--	Jack Dean
1919	3-5-1	--	Charles Lantz	1975	3-5-2	--	J. Konstantinos
1920	2-3-0	--	Charles Lantz	1976	5-6	--	J. Konstantinos
1921	2-5-1	--	Charles Lantz	1977	1-10	--	J. Konstantinos
1922	4-0-2	--	Charles Lantz	1978	12-2	--	Darrell Mudra
1923	4-2-2	--	Charles Lantz	1979	7-4	--	Darrell Mudra
1924	6-2	--	Charles Lantz	1980	11-3	--	Darrell Mudra
1925	4-3-1	--	Charles Lantz	1981	6-5	--	Darrell Mudra
1926	3-5-1	--	Charles Lantz	1982	11-1-1	--	Darrell Mudra
1927	5-2	--	Charles Lantz	1983	9-3	--	Al Molde
1928	7-0-1	--	Charles Lantz	1984	6-5	--	Al Molde
1929	6-1	--	Charles Lantz	1985	6-5	--	Al Molde
1930	6-1-1	--	Charles Lantz	1986	11-2	--	Al Molde
1931	3-4	--	Charles Lantz	1987	5-6	--	Bob Spoo
1932	1-7	--	Charles Lantz	1988	5-6	--	Bob Spoo
1933	1-8	--	Charles Lantz	1989	9-4	--	Bob Spoo
1934	3-4	--	Charles Lantz	1990	5-6	--	Bob Spoo
1935	1-7	--	Winfield Angus	1991	4-7	--	Bob Spoo
1936	4-4	--	Gilbert Carson	1992	5-6	--	Bob Spoo
1937	3-4-1	--	Gilbert Carson	1993	3-7-1	--	Bob Spoo
1938	5-3	--	Harold Ave	1994	6-5	--	Bob Spoo
1939	4-3-1	--	Gilbert Carson	1995	10-2	--	Bob Spoo
1940	6-1-1	--	Gilbert Carson	1996	8-4	6-2	Bob Spoo
1941	0-7	--	Gilbert Carson	1997	8-3	5-2	Bob Spoo
1942	1-6	--	Clayton Miller	1998	6-5	4-3	Bob Spoo
1943	No games played			1999	2-10	2-5	Bob Spoo
1944	1-3	--	Charles Lantz	2000	8-4	6-1	Bob Spoo
1945	2-3-2	--	James Goff	2001	9-2	6-0	Bob Spoo
1946	2-6	--	Maynard O'Brien	2002	8-4	5-1	Bob Spoo
1947	2-6	--	Maynard O'Brien	2003	4-8	3-5	Bob Spoo
1948	7-3	--	Maynard O'Brien	2004	5-6	4-4	Bob Spoo
1949	3-5	--	Maynard O'Brien	2005	9-3	8-0	Bob Spoo
1950	5-3	--	Maynard O'Brien	2006	8-5	7-1	Mark Hutson (Acting)
1951	4-2-2	--	Rex Darling	2007	8-4	7-1	Bob Spoo
1952	2-7	--	Maynard O'Brien	2008	5-7	3-5	Bob Spoo
1953	1-8	--	Maynard O'Brien	2009	8-4	6-2	Bob Spoo
1954	2-6-1	--	Maynard O'Brien	2010	2-9	2-6	Bob Spoo

### OVC Championships (5)

2001, 2002\*, 2005, 2006\*, 2009 \* Co Champions

### NCAA FCS Playoff Appearances (13)

1982, 1983, 1986, 1989, 1995, 1996, 2000, 2001, 2002, 2005, 2006, 2007, 2009

## ALL-TIME COACHES

Coach	Years	Overall Record	OVC Record	OVC Titles	Playoff Appearances
Otis Caldwell	1899-01	9-5-3 (.618)	-	-	-
Thornton Smallwood	1902	2-4 (.333)	-	-	-
Thomas Briggs	1903	5-2-2 (.666)	-	-	-
Joseph Brown	1904-09	18-14-7 (.551)	-	-	-
Harold Railsback	1910	2-3-1 (.420)	-	-	-
Charles Lantz	1911-34, 44	96-65-13 (.589)	-	-	-
Winfield Angus	1935	1-7 (.125)	-	-	-
Gilbert Carson	1936-37, 39-41	17-19-3 (.474)	-	-	-
Harold Ave	1938	5-3 (.625)	-	-	-
Clayton Miller	1942	1-6 (.143)	-	-	-
James Goff	1945	2-3-2 (.429)	-	-	-
Maynard O'Brien	1946-50, 52-55	27-50-1 (.353)	-	-	-
Rex Darling	1951	4-2-2 (.625)	-	-	-
Keith Smith	1956	2-7 (.222)	-	-	-
Ralph Kohl	1957-64	17-49-2 (.265)	-	-	-
Clyde Biggers	1965-71	18-43-2 (.302)	-	-	-
Jack Dean	1972-74	6-24-1 (.210)	-	-	-
John Konstantinos	1975-77	9-21-2 (.313)	-	-	-
Darrell Mudra	1978-82	47-15-1 (.754)	-	-	3
Al Molde	1983-86	32-15 (.681)	-	-	2
Bob Spoo	1987-05, 07-present	142-122-1 (.538)	67-37 (.644)	4	9
Mark Hutson (Acting HC)	2006	8-5 (.615)	7-1 (.875)	1	1



Roy Kidd Stadium (20,000) - Opened in 1969.



# EASTERN KENTUCKY COLONELS



**Doug Whitlock**  
President



**Mark Sandy**  
Athletics Director



**Michael Clark**  
Football Contact



**Dean Hood**  
Head Coach

## 2011 SCHEDULE

Sept. 3	at Kansas State	6:00 p.m.
	<i>First meeting</i>	
<b>Sept. 10</b>	<b>Missouri State</b>	<b>5:00 p.m.</b>
	<i>Missouri State leads 1-0; Missouri State won 31-9 (9/3/10)</i>	
<b>Sept. 17</b>	<b>Chattanooga</b>	<b>5:00 p.m.</b>
	<i>Series tied 2-2-1; Last Meeting: Chattanooga won 42-24 (9/18/10)</i>	
Sept. 24	at Austin Peay*	6:00 p.m.
	<i>Eastern Kentucky leads 39-4; Last Meeting: EKU won 17-3 (11/20/10)</i>	
Oct. 8	at Eastern Illinois* (TV: WEIU)	1:30 p.m.
	<i>Eastern Kentucky leads 10-7; Last Meeting: EKU won 36-31 (10/3/09)</i>	
<b>Oct. 15</b>	<b>Southeast Missouri*</b>	<b>2:00 p.m.</b>
	<i>Eastern Kentucky leads 18-3; Last Meeting: SEMO won 40-21 (10/23/10)</i>	
<b>Oct. 22</b>	<b>Tennessee State* (HC)</b>	<b>2:00 p.m.</b>
	<i>Eastern Kentucky leads 19-4; Last Meeting: TSU won 20-17 (10/10/09)</i>	
Oct. 29	at Murray State*	1:00 p.m.
	<i>Eastern Kentucky leads 41-25-4; Last Meeting: EKU won 28-21 (10/30/10)</i>	
Nov. 5	at Jacksonville State* (TV: WJXS)	3:00 p.m.
	<i>Series tied 4-4; Last Meeting: Eastern Kentucky won 49-37 (11/6/10)</i>	
<b>Nov. 12</b>	<b>Tennessee Tech*</b>	<b>12:00 p.m.</b>
	<i>Eastern Kentucky leads 50-17; Last Meeting: EKU won 42-29 (11/13/10)</i>	
<b>Nov. 19</b>	<b>UT Martin*</b>	<b>12:00 p.m.</b>
	<i>Eastern Kentucky leads 20-1; Last Meeting: UTM won 10-7 (10/16/10)</i>	

\* Denotes Ohio Valley Conference Matchup  
**Home Games in Bold** HC - Homecoming  
 All Times Central and Subject to Change

## QUICK FACTS

### Basic Information

Location: .....Richmond, Ky.  
 Enrollment: .....16,515  
 Founded: .....1906  
 Nickname: .....Colonels  
 Colors: .....Maroon and White  
 President: .....Dr. Doug Whitlock  
 Athletic Director: .....Mark Sandy  
 Stadium (Capacity): .....Roy Kidd Stadium (20,000)  
 Surface: .....Synthetic

### Media Relations

Football Contact: .....Michael Clark  
 Office Phone: .....(859) 622-6170  
 Cell Phone: .....(859) 358-8360  
 Fax: .....(859) 622-5108  
 Email: .....michael.clark@eku.edu  
 Web site: .....www.EKUSports.com  
 Press Box Phone: .....(859) 622-2226

### Team Information

Offense: .....Multiple  
 Defense: .....4-3  
 Lettermen Returning/Lost: .....39/15  
 Offensive Starters Returning: .....9  
 Defensive Starters Returning: .....7  
 Specialist Starters Returning: .....2  
 2010 Record/OVC Record (Finish): .....6-5/5-2 (2nd/tie)  
 Postseason: .....none

All-Time Record/OVC Record: .....552-344-38 (.611)/300-116-7 (.717)  
 Joined OVC: .....1948  
 OVC Championships (Last): .....20 (2008)  
 NCAA FCS Playoff Appearances (Last): .....19 (2008)

## PRESEASON DEPTH CHART

### OFFENSE

WR	2	Justin Williams	5-11	186	So.
	23	Jeremiah Williams	5-11	199	Jr.
WR	4	<b>Orlandus Harris</b>	6-0	<b>190</b>	Jr.
	30	Chris Moore	6-3	210	Sr.
WR	8	<b>Tyrone Goard</b>	6-5	<b>194</b>	Jr.
	30	Chris Moore	6-3	210	Sr.
OT	77	<b>Joe Arnason</b>	6-4	<b>281</b>	Sr.
	63	Patrick Ford	6-6	306	Jr.
OG	63	<b>Patrick Ford</b>	6-6	<b>306</b>	Jr.
	62	Josh Miller	6-3	276	Sr.
C	52	<b>O.J. Enabosi</b>	6-3	<b>284</b>	Jr.
	50	Justin Meredith	6-2	295	So.
OG	56	Kevin Brown	6-5	305	Sr.
	53	Andrew Melton	6-3	297	Jr.
OT	68	<b>Derek Moore</b>	6-4	<b>310</b>	Sr.
	79	Aaron Adams	6-6	290	Jr.
QB	16	<b>T.J. Pryor</b>	6-2	<b>193</b>	Jr.
	17	Brendon Gregory	6-4	227	So.
RB	22	Matt Denham	5-11	181	Jr.
	27	<b>H.B. Banjoman</b>	5-10	<b>218</b>	Sr.
TE	82	<b>Matt Lengel</b>	6-7	<b>245</b>	So.
	86	Nathan Watts	6-4	245	So.

### DEFENSE

DE	38	<b>Anthony Brown</b>	6-1	<b>240</b>	So.
	25	John Middlemas	6-5	231	R-Jr.
DT	70	<b>Emory Attig</b>	6-2	<b>281</b>	Sr.
	96	David Carter	6-3	297	So.
DT	91	Devin Gainer	5-11	297	So.
	57	Brady Slusher	6-2	268	So.
DE	95	<b>Robert Knowles</b>	6-2	<b>273</b>	Jr.
	81	Shawn Shupperd	6-6	244	So.
LB	6	<b>Tyson Patrick</b>	6-2	<b>234</b>	Sr.
	42	Jalan Jones	6-4	237	R-Fr.
LB	43	Ichiro Vance	6-1	234	So.
	58	Tyler Horn	6-4	223	So.
LB	44	Kevin Hamlin	6-4	200	Jr.
	45	Tyrelle Johnson	6-2	225	R-Fr.
CB	14	<b>Jeremy Caldwell</b>	5-10	<b>180</b>	Sr.
	24	Myer Nolan	5-10	187	So.
CB	11	Justin Bell	5-11	184	Jr.
	24	Myer Nolan	5-10	187	So.
SS	35	<b>Patrick McClellan</b>	6-4	<b>212</b>	Sr.
	34	Brandon Stanley	6-2	191	R-Fr.
FS	5	<b>Brooklyn Fox</b>	6-4	<b>221</b>	Jr.
	7	Zavier Foster	6-0	200	So.

### SPECIAL TEAMS

PK	88	Austin Delpont	5-11	205	R-Fr.
	19	Luke Pray	5-9	160	So.
P	37	<b>Jordan Berry</b>	6-5	<b>195</b>	So.
	88	Austin Delpont	5-11	205	R-Fr.
LS	59	<b>Danny Adams</b>	5-10	<b>200</b>	So.
HO	37	Jordan Berry	6-5	195	So.
KR	14	<b>Jeremy Caldwell</b>	5-10	<b>180</b>	Sr.
	4	Orlandus Harris	6-0	190	Jr.
PR	14	<b>Jeremy Caldwell</b>	5-10	<b>180</b>	Sr.
	11	Justin Bell	5-11	184	Jr.

### Returning Starters in Bold

### Key Losses

DL	Andrew Soucy	OVC Def. POTY; 28 tackles, 9.5 TFL, 4.0 sacks
LB	Jordan Dalrymple	1st-Team All-OVC; 65 tackles, 5.5 TFL, 1 sack, 1 FF
K	Logan O'Connor	38-of-38 PAT's, 5-of-12 FG's

## PLAYERS TO WATCH



### T.J. PRYOR

Junior • Quarterback  
6-2 • 193 • Louisville, Ky.

As a sophomore in 2010, Pryor became the first Eastern Kentucky quarterback to lead the team in rushing (505 yards) since the 1963 season...Had 146 total carries and scored nine rushing touchdowns...He completed 118-of-222 passes (53.2%) for 1,613 yards and 12 touchdowns...Enters this year needing only 13 more passes to become fourth Colonel to complete 300 career passes...Accounted for five touchdowns (four passing, one rushing) while running for a career-best 100 yards in win over Tennessee Tech in 2010...Named 2009 OVC Freshman of the Year after finishing fourth in the OVC with 2,153 passing yards; completed 169-of-291 passes (58.1%) and had six touchdown passes and four rushing scores.



### JEREMY CALDWELL

Senior • Defensive Back  
5-10 • 180 • Chattanooga, Tenn.

Named to the Buck Buchanan Preseason Award Watch List for the second consecutive season...Preseason All-OVC selection...Was a first-team All-OVC selection last year...As a junior in 2010, ranked second nationally and set a new EKV single-season record in kickoff return average (33.7 yards per return)...Scored touchdowns in three different ways last year – kickoff returns against Southeast Missouri (Oct. 23) and Jacksonville State (Nov. 6), a punt return against Austin Peay (Nov. 20), and an interception return against Louisville (Sept. 11) ...Also added 32 tackles, four pass breakups, a forced fumble and a fumble recovery in 2010...Tied for fourth nationally with seven interceptions in 2009.

## TEAM NOTES

- EKV enters the 2011 season with new offensive and defensive coordinators. Dane Damron, who worked with special teams and tight ends last year, is the new offensive coordinator, while Tony Hatmaker, who coached EKV's defensive backs a year ago, is the new defensive coordinator.

- Eastern Kentucky became the first OVC school to reach 300 career league victories when the Colonels defeated Austin Peay, 17-3, in the 2010 regular season finale. The Colonels enter the 2011 season with a 300-116-7 (.717) all-time OVC record.

- The Colonels are 11-1 (.917) in OVC home games in three years under head coach Dean Hood. The team's lone OVC loss at home under Hood came in the 2009 season to Tennessee State (20-17).

- In 2008 Eastern Kentucky claimed its record 20th OVC Championship and appeared in its 19th NCAA FCS Playoff. The 19 FCS Playoff berths are second most all time by a Football Championship Subdivision (formerly I-AA) team (trailing only the 20 appearances by Montana).

### NUMERICAL ROSTER

No.	Name	Pos.	Ht.	Wt.	Yr.	Hometown (Last School)
2	Justin Williams	WR	5-11	186	So.	McDonough, Ga. (Eagle's Landing)
4	Orlandus Harris	WR	6-0	190	Jr.	Chattanooga, Tenn. (Brainerd)
5	Brooklyn Fox	DB	6-4	221	Jr.	Tulsa, Okla. (East Central)
6	Tyson Patrick	LB	6-2	234	Sr.	Dayton, Ohio (Univ. of Toledo)
7	Zavier Foster	DB	6-0	200	So.	Carrollton, Ga. (Villa Rica)
8	Tyrone Goard	WR	6-5	194	Jr.	Charleston, W.Va. (Capital)
10	T.J. Pryor	QB	6-2	193	Jr.	Louisville, Ky. (Ballard)
11	Justin Bell	DB	5-11	184	Jr.	Tampa, Fla. (Chamberlain)
12	Victor Perez	QB	6-4	229	So.	San Diego, Calif. (Southwestern C.C.)
13	Jared McClain	QB	6-1	175	Fr.	Hiram, Ga. (Hiram)
14	Jeremy Caldwell	DB	5-10	180	Sr.	Chattanooga, Tenn. (Red Bank)
15	Travis Carlyle	QB	6-3	170	Fr.	Naples, Fla. (Naples)
16	Jamall King	DB	5-10	170	Jr.	Los Angeles, Calif. (Compton College)
17	Brendon Gregory	QB	6-4	227	So.	Erlanger, Ky. (Lloyd Memorial)
18	Charlie Banks	DB	6-2	206	So.	Whitesburg, Ky. (Letcher County Central)
19	Luke Pray	K	5-9	160	So.	Winfield, Kan. (Coffeyville C.C.)
20	Jasper Williams	RB	6-2	239	Jr.	West Point, Miss. (Mississippi State Univ.)
21	Caleb Watkins	RB	6-1	217	R-Fr.	Corbin, Ky. (Corbin)
22	Matt Denham	RB	5-11	181	Jr.	Rineyville, Ky. (Univ. of Kentucky)
23	Jeremiah Williams	RB/WR	5-11	199	Jr.	Dallas, Texas (Trinity Valley C.C.)
24	Myer Nolan	DB	5-10	187	So.	Atlanta, Ga. (B.E. Mays)
25	John Middlemas	DL	6-5	231	R-Jr.	Wildomar, Calif. (Palomar College)
27	H.B. Banjoman	RB	5-10	218	Sr.	Front Royal, Va. (Warren County)
28	Trey Thomas	DB	6-0	185	Fr.	Huber Heights, Ohio (Huber Heights Wayne)
30	Chris Moore	WR	6-3	210	Sr.	Fort Myers, Fla. (Cape Coral)
31	Christian Albertson	DB	6-1	207	So.	Morrow, Ohio (Morehead State Univ.)
33	Kyle Lumpkin	RB	5-8	184	Sr.	Cincinnati, Ohio (U.S. Air Force Academy)
34	Brandon Stanley	DB	6-2	191	R-Fr.	Suwanee, Ga. (Peachtree Ridge)
35	Patrick McClellan	DB	6-4	212	Sr.	Maineville, Ohio (Archbishop Moeller)
37	Jordan Berry	P	6-5	195	So.	Essendon, Victoria, Australia (Melbourne)
38	Anthony Brown	DL	6-1	240	So.	Cincinnati, Ohio (Winton Woods)
39	Chaz Hope	FB	6-0	240	Jr.	Richmond, Ky. (Madison Central)
40	Terrence Humphrey	DB	5-7	170	R-Fr.	Louisville, Ky. (Atherton)
41	Christopher Pompey	LB	6-3	201	Fr.	Bradenton, Fla. (Manatee)
42	Jalan Jones	LB	6-4	237	R-Fr.	Muscle Shoals, Ala. (Muscle Shoals)
43	Ichiro Vance	LB	6-1	234	So.	LaGrange, Ky. (Oldham County)
44	Kevin Hamlin	LB	6-4	200	Jr.	Jupiter, Fla. (Iowa State Univ.)
45	Tyrelle Johnson	LB	6-2	225	R-Fr.	Lexington, Ky. (Henry Clay)
46	LaGreg Burns	RB	5-11	192	R-Fr.	Fort Oglethorpe, Ga. (Lakeview)
47	Jonathan Sharp	TE	6-2	260	Jr.	Clinton, Tenn. (Anderson County)
48	Khiry Maddox	LB	6-1	212	R-Fr.	Owensboro, Ky. (Owensboro)
49	Paul Henry	TE	6-4	231	Jr.	Elizabethtown, Ky. (Central Hardin)
50	Justin Meredith	OL	6-2	295	So.	Bowling Green, Ky. (Warren Central)
51	Jeremy James	LB	5-11	205	Fr.	Bowling Green, Ky. (Greenwood)
52	O.J. Enabosi	OL	6-3	284	Jr.	Villa Rica, Ga. (Douglas County)
53	Andrew Melton	OL	6-3	297	Jr.	Los Angeles, Calif. (West Los Angeles College)
54	Dan Shepherd	LB	6-2	210	R-Fr.	Cincinnati, Ohio (Glen Este)
55	Angelo Villarreal	DL	6-3	275	Jr.	Torrance, Calif. (Los Angeles Harbor College)
56	Kevin Brown	OL	6-5	305	Sr.	Brooklyn, N.Y. (Hofstra Univ.)
57	Brady Slusher	DL	6-2	268	So.	Fort Mitchell, Ky. (Univ. of Cincinnati)
58	Tyler Horn	LB	6-4	223	So.	Harrodsburg, Ky. (Mercer County)=
59	Danny Adams	LS	5-10	200	So.	Ft. Lauderdale, Fla. (St. Thomas Aquinas)
60	Chris Willis	OL	6-2	270	Fr.	Centerville, Ohio (Centerville)
61	Zach Liming	OL	6-6	290	So.	Normal, Ill. (Heartland C.C.)
62	Josh Miller	OL	6-4	301	Sr.	Cincinnati, Ohio (Deer Park)
63	Patrick Ford	OL	6-6	306	Jr.	Richmond, Ky. (Madison Central)
64	Cory Monroe	OL	6-6	259	Sr.	West Chester, Ohio (Georgetown College)
65	Ryan Bonner	OL	6-3	262	So.	Ashland, Ky. (Paul G. Blazer)
66	Zachary Young	DL	6-3	274	Sr.	Eminence, Ky. (Eminence)
67	Steven Caudill	DL	6-0	267	R-Fr.	Brownsville, Ky. (Edmonson County)
68	Derek Moore	OL	6-4	301	Sr.	Granville, Ohio (Hofstra Univ.)
69	Bo Faauaa	DL	6-6	325	Sr.	Bennett, Colo. (Eastern Arizona Coll.)
70	Emory Attig	DL	6-2	281	Sr.	Alpharetta, Ga. (Milton)
72	Bryce Krebs	DL	6-2	295	Fr.	Greenwood, Ind. (Center Grove)
74	Dustin Crane	OL	6-3	285	R-Fr.	Lebanon, Ky. (Marion County)
77	Joe Amason	OL	6-4	281	Sr.	Sierra Vista, Ariz. (Eastern Arizona Coll.)
79	Aaron Adams	OL	6-6	290	Jr.	Lake Worth, Fla. (Fork Union Military Acad.)
80	Ja'Tyuan Landing	WR	5-10	168	R-Fr.	Clearwater, Fla. (Palm Harbor Univ.)
81	Shawn Shupperd	DL	6-6	244	So.	Brownsville, Ind. (Brownsburg)
82	Matt Lengel	TE	6-7	245	So.	Mechanicsburg, Pa. (Northeastern Univ.)
83	Hunter Thompson	LB	6-1	230	Fr.	La Vergne, Tenn. (Blackman)
84	David Mansfield	WR	6-1	178	Fr.	Lawrenceburg, Ind. (East Central)
85	Cameron Bailey	WR	6-0	192	Jr.	Fort Wayne, Ind. (College of the Canyons)
86	Nathan Watts	TE	6-4	245	So.	Bristow, Va. (Brentsville)
87	Seth Dotson	WR	6-0	175	Fr.	Mount Sterling, Ky. (Montgomery County)
88	Austin Delpont	K	5-11	205	R-Fr.	Hazard, Ky. (Hazard)
89	PJ Stone	WR	6-2	195	Fr.	Marietta, Ga. (Sprayberry)
90	Tucker Bolton	DL	6-4	230	Fr.	Oldfort, Tenn. (Bradley Central)
91	Devin Gainer	DL	5-11	297	So.	St. Petersburg, Fla. (Ringgold (Ga.))
92	Nick Vicini	LB	6-4	234	Jr.	Lexington, Ky. (Lexington Catholic)
93	Allan Fugate	DL	6-2	260	R-Fr.	Hazard, Ky. (Hazard)
94	Caleb Coulliette	DL	6-1	250	R-Fr.	Wilmore, Ky. (West Jessamine)
95	Robert Knowles	DL	6-2	273	Jr.	Lexington, Ky. (Tates Creek)
96	David Carter	DL	6-3	297	So.	Louisville, Ky. (Fairdale)
99	Paul Ritter	DB	5-10	175	Fr.	Burlington, Ky. (Covington Catholic)
	Deno Montgomery	DB	5-11	185	Fr.	Hopkinsville, Ky. (Hopkinsville)
	Nathan Rawe	WR	5-7	170	So.	Newport, Ky. (College of Mount St. Joseph)

### ALPHABETICAL ROSTER

No.	Name	Pos.	Yr.
79	Aaron Adams	OL	Jr.
59	Danny Adams	LS	So.
31	Christian Albertson	DB	So.
77	Joe Amason	OL	Sr.
70	Emory Attig	DL	Sr.
85	Cameron Bailey	WR	Jr.
27	H.B. Banjoman	RB	Sr.
18	Charlie Banks	DB	So.
11	Justin Bell	DB	Jr.
37	Jordan Berry	P	So.
90	Tucker Bolton	DL	Fr.
65	Ryan Bonner	OL	So.
38	Anthony Brown	DL	So.
56	Kevin Brown	OL	Sr.
46	LaGreg Burns	RB	R-Fr.
14	Jeremy Caldwell	DB	Sr.
15	Travis Carlyle	QB	Fr.
96	David Carter	DL	So.
67	Steven Caudill	DL	R-Fr.
94	Caleb Coulliette	DL	R-Fr.
74	Dustin Crane	OL	R-Fr.
88	Austin Delpont	K	R-Fr.
22	Matt Denham	RB	Jr.
87	Seth Dotson	WR	Fr.
52	O.J. Enabosi	OL	Fr.
69	Bo Faauaa	DL	Sr.
63	Patrick Ford	OL	Jr.
7	Zavier Foster	DB	So.
5	Brooklyn Fox	DB	Jr.
93	Allan Fugate	DL	R-Fr.
91	Devin Gainer	DL	So.
8	Tyrone Goard	WR	Jr.
17	Brendon Gregory	QB	So.
44	Kevin Hamlin	LB	Jr.
4	Orlandus Harris	WR	Jr.
49	Paul Henry	TE	Jr.
39	Chaz Hope	FB	Jr.
58	Tyler Horn	LB	So.
40	Terrence Humphrey	DB	R-Fr.
51	Jeremy James	LB	Fr.
45	Tyrelle Johnson	LB	R-Fr.
42	Jalan Jones	LB	R-Fr.
16	Jamall King	DB	Jr.
95	Robert Knowles	DL	Jr.
72	Bryce Krebs	DL	Fr.
80	Ja'Tyuan Landing	WR	R-Fr.
82	Matt Lengel	TE	So.
61	Zach Liming	OL	So.
33	Kyle Lumpkin	RB	Sr.
48	Khiry Maddox	LB	R-Fr.
84	David Mansfield	WR	Fr.
13	Jared McClain	QB	Fr.
35	Patrick McClellan	DB	Sr.
53	Andrew Melton	OL	Jr.
50	Justin Meredith	OL	So.
25	John Middlemas	DL	R-Jr.
62	Josh Miller	OL	Sr.
64	Cory Monroe	OL	Sr.
	Deno Montgomery	DB	Fr.
30	Chris Moore	WR	Fr.
68	Derek Moore	OL	Sr.
24	Myer Nolan	DB	So.
6	Tyson Patrick	LB	Fr.
12	Victor Perez	QB	So.
41	Christopher Pompey	LB	Fr.
19	Luke Pray	K	Jr.
10	T.J. Pryor	QB	Jr.
	Nathan Rawe	WR	So.
99	Paul Ritter	DB	Fr.
47	Jonathan Sharp	TE	Jr.
54	Dan Shepherd	LB	R-Fr.
81	Shawn Shupperd	DL	So.
57	Brady Slusher	DL	So.
34	Brandon Stanley	DB	R-Fr.
89	PJ Stone	WR	Fr.
28	Trey Thomas	DB	Fr.
83	Hunter Thompson	LB	Fr.
43	Ichiro Vance	LB	So.
92	Nick Vicini	LB	Jr.
55	Angelo Villarreal	DL	Jr.
21	Caleb Watkins	RB	R-Fr.
86	Nathan Watts	TE	So.
20	Jasper Williams	RB	Jr.
23	Jeremiah Williams	RB/WR	Jr.
2	Justin Williams	WR	So.
60	Chris Willis	OL	Fr.
66	Zachary Young	DL	Sr.



Dean Hood was introduced as the 13th head coach in Eastern Kentucky football history on January 22, 2008. After spending seven seasons at Wake Forest University, Hood returned to EKU, where he served as an assistant coach under the legendary Roy Kidd from 1994-98. He was named OVC Coach of the Year in his first season after leading the Colonels to the OVC title.

# DEAN HOOD

**HEAD COACH**

**4TH SEASON**

**19-15 CAREER RECORD**

**Birthdate:** November 15, 1963  
**Hometown:** Ashtabula, Ohio  
**College:** Ohio Wesleyan, 1986 (Biology)  
**Family:** Wife - Crystal  
 Children - Trey, Jada, Cordia, Daven

**Career Record**

<u>Year</u>	<u>School</u>	<u>Overall</u>	<u>Conf. (Finish)</u>
2008	Eastern Kentucky	8-4	7-1 (1st)
2009	Eastern Kentucky	5-6	5-3 (2nd-t)
2010	Eastern Kentucky	6-5	5-2 (2nd-t)

## CAREER HIGHLIGHTS

- In his first season as EKU head coach, Hood led the Colonels to its 20th OVC Championship and a berth in the FCS Playoffs. For that he was named Roy Kidd OVC Coach of the Year, marking the 12th time an EKU coach has won the award (10 times by Kidd for who the award is named).
- Hood was a three-time All-North Coast Athletic Conference selection at Ohio Wesleyan University, where he played defensive back. He was named a first-team All-American his senior season and served as team captain in each of his final two seasons. Hood was inducted into the OWU Athletic Hall of Fame in 2001.
- Hood got his coaching start at Fairmont (W.Va.) State College (1987-88) before moving on to Colgate in 1989. From 1990-93 he served as an assistant coach at Glenville (W.Va.) State, helping the program to the NAIA National Championship game in 1993. After serving as an assistant coach at Eastern Kentucky from 1994-98, Hood was at Ohio University for two years before moving onto Wake Forest.
- As defensive coordinator at Wake Forest, Hood's teams were known for creating turnovers and scoring touchdowns. The Demon Deacons forced 186 turnovers from 2001-07, which translated to more than two per game. In 2006, Wake won the ACC Championship for the first time since 1970 and competed in the BCS FedEx Orange Bowl. In 2007, Wake Forest led the ACC with 35 forced turnovers as the team finished the season 9-4 and captured the Meineke Car Care Bowl championship.
- While serving as an assistant coach at Eastern Kentucky, Hood's teams combined for a 32-6 OVC record, a pair of Conference championships (1994, 1997) and three FCS Playoff appearances (1994, 1995, 1997).

## ASSISTANT COACHES

- Offensive Coordinator:**.....Dane Damron  
 Alma Mater: ..... Georgetown College, 1994 (3rd season)
- Defensive Coordinator/Defensive Backs:** .....Tony Hatmaker  
 Alma Mater: ..... Union College, 1993 (4th season)
- Offensive Line:**.....Carson Jeffers  
 Alma Mater: ..... Concord College (W.Va.), 1997 (4th season)
- Defensive Line:** .....Jake Johnson  
 Alma Mater: ..... Eastern Kentucky, 2002 (8th season)
- Running Backs:** .....John Revere  
 Alma Mater: ..... Eastern Kentucky, 1976 (15th season)
- Tight Ends/Recruiting Coordinator:**..... Ben Hodges  
 Alma Mater: ..... Central College (Iowa), 2006 (6th season)
- Linebackers:**.....Garry Fisher  
 Alma Mater: ..... Bowling Green, 2002 (3rd season)
- Wide Receivers:** .....Klay Koester  
 Alma Mater: ..... Eastern Kentucky, 2007 (2nd season)
- Defensive Graduate Assistant:**..... Yon Boone  
 Alma Mater: ..... Hamline University, 2008 (2nd season)



## 2010 TEAM STATISTICS

	<u>EKU</u>	<u>Opponent</u>				
<b>SCORING</b>	303	250				
Points Per Game	27.5	22.7				
<b>FIRST DOWNS</b>	188	212				
Rushing	88	80				
Passing	85	118				
Penalty	15	14				
<b>RUSHING YARDAGE</b>	1670	1381				
Yards Gained Rushing	2072	1796				
Yards Lost Rushing	402	415				
Rushing Attempts	424	432				
Average Per Rush	3.9	3.2				
Average Per Game	151.8	125.5				
TDs Rushing	20	16				
<b>PASSING YARDAGE</b>	1861	2684				
Att-Comp-Int	135-258-14	198-329-9				
Average Per Pass	7.2	8.2				
Average Per Catch	13.8	13.6				
Average Per Game	169.2	244.0				
TDs Passing	14	15				
<b>TOTAL OFFENSE</b>	3531	4065				
Total Plays	682	761				
Average Per Play	5.2	5.3				
Average Per Game	321.0	369.5				
<b>TIME OF POSSESSION/GAME</b>	29:53	30:07				
<b>3RD DOWN CONVERSIONS</b>	52/146	48/152				
3rd-Down Pct.	36%	32%				
<b>4TH DOWN CONVERSIONS</b>	11/18	13/25				
4th-Down Pct.	61%	52%				
<b>RED-ZONE SCORES</b>	23-31 (74%)	29-39 (74%)				
<b>RED-ZONE TOUCHDOWNS</b>	20-31 (65%)	20-39 (51%)				
<b>PAT-ATTEMPTS</b>	38-39 (97%)	27-29 (93%)				
<b>ATTENDANCE</b>	31,100	90,929				
Games/Avg. Per Game	5/6,220	6/15,155				
Neutral Site Games	-	0/0				
<b>SCORE BY QUARTERS</b>	<u>1st</u>	<u>2nd</u>	<u>3rd</u>	<u>4th</u>	<u>OT</u>	<u>Total</u>
Eastern Kentucky	57	107	70	69	-	303
Opponents	64	84	70	32	-	250

## 2010 INDIVIDUAL STATISTICS

<b>RUSHING</b>						
<u>Player</u>	<u>G</u>	<u>Att.</u>	<u>Yds.</u>	<u>Avg.</u>	<u>TD</u>	<u>Yds./G</u>
T.J. Pryor	11	146	505	3.5	9	45.9
H.B. Banjoman	11	94	423	4.5	5	38.5
Matt Denham	11	25	279	11.2	2	25.4
Kyle Lumpkin	5	42	214	5.1	1	42.8
Bruce Frieson	10	43	136	3.2	1	13.6
<b>PASSING</b>						
<u>Player</u>	<u>G</u>	<u>Cmp.-Att.</u>	<u>Pct.</u>	<u>Yds.</u>	<u>TD/Int.</u>	<u>Avg.</u>
T.J. Pryor	11	118-222	53.2	1613	12/12	146.6
Jacob Russell	7	12-26	46.2	125	0/1	17.9
<b>RECEIVING</b>						
<u>Player</u>	<u>G</u>	<u>No.</u>	<u>Yds.</u>	<u>Avg.</u>	<u>TD</u>	<u>Yds./G</u>
Orlandus Harris	11	56	940	16.8	7	85.5
Tyrone Goard	11	20	315	15.8	5	28.6
Justin Williams	10	15	126	8.4	0	12.6
Evan Cromer	11	13	181	13.9	0	16.5
H.B. Banjoman	11	7	37	5.3	0	3.4
<b>SCORING</b>						
<u>Player</u>	<u>G</u>	<u>TD</u>	<u>XPt.</u>	<u>FG</u>	<u>Pts.</u>	<u>Pts./G</u>
T.J. Pryor	11	9	-	-	56	5.1
Logan O'Connor	11	-	38-38	5-12	53	4.8
Orlandus Harris	11	7	-	-	42	3.8
Tyrone Goard	11	5	-	-	30	2.7
H.B. Banjoman	11	5	-	-	30	2.7
<b>TACKLES</b>						
<u>Player</u>	<u>G</u>	<u>Solo</u>	<u>Asst.</u>	<u>Total</u>	<u>TFL</u>	<u>Sacks</u>
Patrick McClellan	11	41	27	68	2.0	0
Jordan Dalrymple	11	22	43	65	5.5	1.0
Anthony Brown	11	33	26	59	12.5	6.5
Jaren Gooden	11	34	17	51	3.5	0
Antonio Fredrick	11	21	22	43	9.5	3.0
<b>INTERCEPTIONS</b>						
<u>Player</u>	<u>G</u>	<u>No.</u>	<u>Yds.</u>	<u>Avg.</u>	<u>TD</u>	<u>PBU</u>
Jeremy Caldwell	11	3	104	34.7	1	4
Tyson Patrick	11	2	87	43.5	1	1
Patrick McClellan	11	1	15	15.0	0	5
Marcus Williams	11	1	0	0	0	2
Shawn Shupperd	11	1	0	0	0	1
Jaren Gooden	11	1	0	0	0	1

Returning Players in Bold

## 2010 SCHEDULE AND RESULTS

<u>Date</u>	<u>Opponent</u>	<u>Result</u>	<u>Attendance</u>
9/3	at Missouri State	L, 31-9	7,391
9/11	at Louisville	L, 23-13	51,427
9/18	at Chattanooga	L, 42-24	10,543
<b>10/2</b>	<b>Kentucky State</b>	<b>W, 58-7</b>	<b>7,400</b>
<b>10/9</b>	<b>Eastern Illinois*</b>	<b>W, 35-7</b>	<b>5,100</b>
10/16	at UT Martin*	L, 10-7	5,330
10/23	at #13 Southeast Missouri*	L, 40-21	6,022
<b>10/30</b>	<b>Murray State*</b>	<b>W, 28-21</b>	<b>11,600</b>
<b>11/6</b>	<b>#2 Jacksonville State*</b>	<b>W, 49-37</b>	<b>3,300</b>
11/13	at Tennessee Tech*	W, 42-29	10,216
<b>11/20</b>	<b>Austin Peay*</b>	<b>W, 17-3</b>	<b>3,700</b>

\* - Ohio Valley Conference Contest

Home Games in Bold



## TEAM RECORDS

### INDIVIDUAL RUSHING

#### Most Attempts

Game: 43 - Alfred Thompson vs. Morehead St. (1973)  
 Season: 371 - Elroy Harris (1988)  
 Career: 920 - Jimmie Brooks (1968-71)

#### Most Yards

Game: 300 - Markus Thomas vs. Marshall (1989)  
 Season: 1,998 - Elroy Harris (1988)  
 Career: 5,552 - Markus Thomas (1989-92)

### INDIVIDUAL PASSING

#### Most Attempts

Game: 71 - Josh Greco vs. Eastern Illinois (2005)  
 Season: 387 - Josh Greco (2005)  
 Career: 874 - Josh Greco (2004-07)

#### Most Completions

Game: 39 - Josh Greco vs. Eastern Illinois (2005)  
 Season: 222 - Josh Greco (2005)  
 Career: 478 - Josh Greco (2004-07)

#### Most Yards

Game: 398 - Josh Greco vs. Eastern Illinois (2005)  
 Season: 2,861 - Josh Greco (2005)  
 Career: 5,992 - Josh Greco (2004-07)


### INDIVIDUAL RECEIVING

#### Most Receptions

Game: 19 - Aaron Marsh vs. Northwood (1967)  
 Season: 73 - Aaron Marsh (1966)  
 Career: 165 - Andre Ralston (2002-05)

#### Most Receiving Yards

Game: 316 - Aaron Marsh vs. Northwood (1967)  
 Season: 1,150 - Andre Ralston (2005)  
 Career: 3,095 - Andre Ralston (2002-05)



**Quarterback Ernie House (1974-77) is being inducted into the EKU Athletics Hall of Fame this year. House led EKU to the 1976 OVC title and the school's first and only appearance in the Division II playoffs.**

## YEAR-BY-YEAR RESULTS

YEAR	ALL	OVC	COACH	YEAR	ALL	OVC	COACH
1909	0-0-4	--	James Park	1960	3-6-1	1-4-1	Glenn Presnell
1910	1-4	--	Clyde Wilson	1961	4-5	3-3	Glenn Presnell
1911	1-3-1	--	Clyde Wilson	1962	6-3	4-2	Glenn Presnell
1912	3-4-1	--	Charles Keith	1963	2-8	1-6	Roy Kidd
1913	1-2	--	Ben Bernard	1964	3-5-1	2-4-1	Roy Kidd
1914	2-7	--	Ben Bernard	1965	4-4-1	4-2-1	Roy Kidd
1915	2-1-2	--	Ben Bernard	1966	7-3	4-3	Roy Kidd
1916	3-3	--	Ben Bernard	1967	8-1-2	5-0-2	Roy Kidd
1917	No Games Played			1968	8-2	7-0	Roy Kidd
1918	No Games Played			1969	6-4	4-3	Roy Kidd
1919	0-2	--	Clyde McCoy	1970	8-2	5-2	Roy Kidd
1920	2-1	--	Clyde McCoy	1971	6-4-1	3-4	Roy Kidd
1921	1-3-1	--	Clyde McCoy	1972	5-6	3-4	Roy Kidd
1922	2-3-2	--	George Hembree	1973	7-4	4-3	Roy Kidd
1923	2-5-1	--	George Hembree	1974	8-2	6-1	Roy Kidd
1924	5-3	--	George Hembree	1975	8-2-1	5-2	Roy Kidd
1925	3-3-1	--	George Hembree	1976	8-3	6-1	Roy Kidd
1926	4-5	--	George Hembree	1977	5-5	4-3	Roy Kidd
1927	5-4	--	George Hembree	1978	8-2	6-1	Roy Kidd
1928	0-6	--	George Hembree	1979	11-2	5-1	Roy Kidd
1929	1-8	--	Charles Hughes	1980	10-3	5-2	Roy Kidd
1930	1-7	--	Charles Hughes	1981	12-2	8-0	Roy Kidd
1931	2-5-1	--	Charles Hughes	1982	13-0	7-0	Roy Kidd
1932	2-1-2	--	Charles Hughes	1983	7-3-1	6-1	Roy Kidd
1933	1-2-3	--	Charles Hughes	1984	8-4	6-1	Roy Kidd
1934	1-6	--	Charles Hughes	1985	8-3	5-2	Roy Kidd
1935	4-4-1	--	Rome Rankin	1986	10-3-1	6-1	Roy Kidd
1936	7-2	--	Rome Rankin	1987	9-3	5-1	Roy Kidd
1937	5-2-1	--	Rome Rankin	1988	11-3	6-0	Roy Kidd
1938	6-1-1	--	Rome Rankin	1989	9-3	5-1	Roy Kidd
1939	6-3	--	Rome Rankin	1990	10-2	5-1	Roy Kidd
1940	8-0	--	Rome Rankin	1991	12-2	7-0	Roy Kidd
1941	7-1	--	Rome Rankin	1992	9-3	7-1	Roy Kidd
1942	4-2-2	--	Rome Rankin	1993	8-4	8-0	Roy Kidd
1943	No Games Played			1994	10-3	8-0	Roy Kidd
1944	No Games Played			1995	9-3	7-1	Roy Kidd
1945	4-3-1	--	Rome Rankin	1996	6-5	6-2	Roy Kidd
1946	5-4	--	Rome Rankin	1997	8-4	7-0	Roy Kidd
1947	5-4	--	Tom Samuels	1998	6-5	4-3	Roy Kidd
1948	8-3	3-2	Tom Samuels	1999	7-4	4-3	Roy Kidd
1949	4-4-1	2-2-1	Tom Samuels	2000	6-5	3-4	Roy Kidd
1950	6-4	4-2	Tom Samuels	2001	8-2	5-1	Roy Kidd
1951	7-3	4-2	Tom Samuels	2002	8-4	4-2	Roy Kidd
1952	3-4-1	0-3-1	Tom Samuels	2003	7-5	6-2	Danny Hope
1953	8-2	4-1	Tom Samuels	2004	6-5	6-2	Danny Hope
1954	8-1-1	5-0	Glenn Presnell	2005	7-4	7-1	Danny Hope
1955	5-4-1	3-2	Glenn Presnell	2006	6-5	5-3	Danny Hope
1956	4-5	2-3	Glenn Presnell	2007	9-3	8-0	Danny Hope
1957	4-5	3-2	Glenn Presnell	2008	8-4	7-1	Dean Hood
1958	3-6	3-3	Glenn Presnell	2009	5-6	5-3	Dean Hood
1959	3-6	2-4	Glenn Presnell	2010	6-5	5-2	Dean Hood

### OVC Championships (20)

1954, 1962\*, 1967, 1968, 1974, 1976, 1981, 1982, 1983, 1984, 1986\*, 1987\*, 1988, 1990\*, 1991, 1993, 1994, 1997, 2007, 2008

\* Co-Champions

### NCAA FCS Playoff Appearances (19)

1979, 1980, 1981, 1982, 1983, 1984, 1986, 1987, 1988, 1989, 1990, 1991, 1992, 1993, 1994, 1995, 1997, 2007, 2008

### National Championships (2)

1979, 1982

## ALL-TIME COACHES

Coach	Years	Overall Record	OVC Record	OVC Titles	Playoff Appearances
James Park	1909	0-0-4 (.500)	-	-	-
Clyde Wilson	1910-11	2-7-1 (.250)	-	-	-
Charles Keith	1912	3-4-1 (.438)	-	-	-
Ben Bernard	1913-16	8-13-2 (.391)	-	-	-
Clyde McCoy	1919-21	3-6-1 (.350)	-	-	-
George Hembree	1922-28	21-29-4 (.426)	-	-	-
Charles "Turkey" Hughes	1929-34	8-29-6 (.256)	-	-	-
Rome Rankin	1935-46	56-22-6 (.702)	-	-	-
Tom Samuels	1947-53	41-24-2 (.627)	17-12-2 (.581)	0	-
Glenn Presnell	1954-63	43-49-3 (.463)	27-29-1 (.482)	2	-
Roy Kidd	1964-02	315-123-8 (.715)	207-61-4 (.768)	16	17
Danny Hope	2003-07	35-22 (.614)	32-8 (.800)	1	1
Dean Hood	2008-present	19-15 (.559)	17-6 (.739)	1	1



**Burgess-Snow Field at JSU Stadium (24,000) - Opened in 1947.**



# JACKSONVILLE STATE GAMECOCKS



**Dr. William Meehan**  
President



**Warren Koegel**  
Athletics Director



**Greg Seitz**  
Football Contact



**Jack Crowe**  
Head Coach

## 2011 SCHEDULE

<b>Sept. 1</b>	<b>UT Martin* (TV: WJXS)</b>	<b>6:00 p.m.</b>
	<i>Jacksonville State leads 26-6; Last Meeting: JSU won 30-30 (10/9/10)</i>	
<b>Sept. 10</b>	<b>at Chattanooga</b>	<b>5:00 p.m.</b>
	<i>Chattanooga leads 24-11; Last Meeting: Jax State won 21-17 (9/11/10)</i>	
<b>Sept. 17</b>	<b>Georgia State (TV: CSS)</b>	<b>2:30 p.m.</b>
	<i>Jacksonville State leads 1-0; Last Meeting: JSU won 34-27 in OT (9/18/10)</i>	
<b>Sept. 24</b>	<b>Eastern Illinois* (TV: WJXS)</b>	<b>6:00 p.m.</b>
	<i>Series tied 4-4; Last Meeting: Jacksonville State won 28-23 (9/25/10)</i>	
<b>Oct. 1</b>	<b>at Murray State*</b>	<b>6:00 p.m.</b>
	<i>Jacksonville State leads 7-1; Last Meeting: JSU won 40-34 (10/2/10)</i>	
<b>Oct. 15</b>	<b>at Austin Peay*</b>	<b>6:00 p.m.</b>
	<i>Jacksonville State leads 12-6-3; Last Meeting: JSU won 56-3 (10/23/10)</i>	
<b>Oct. 22</b>	<b>at Kentucky</b>	<b>TBA</b>
	<i>First meeting</i>	
<b>Oct. 29</b>	<b>Tennessee Tech* (HC) (TV: WJXS)</b>	<b>3:00 p.m.</b>
	<i>Jacksonville State leads 9-6; Last Meeting: TTU won 35-24 (11/20/10)</i>	
<b>Nov. 5</b>	<b>Eastern Kentucky* (TV: WJXS)</b>	<b>3:00 p.m.</b>
	<i>Series tied 4-4; Last Meeting: Eastern Kentucky won 49-37 (11/6/10)</i>	
<b>Nov. 12</b>	<b>at Southeast Missouri*</b>	<b>1:00 p.m.</b>
	<i>Jacksonville State leads 10-5; Last Meeting: JSU won 29-27 (11/13/10)</i>	
<b>Nov. 19</b>	<b>at Tennessee State*</b>	<b>2:00 p.m.</b>
	<i>Jacksonville State leads 5-1; Last Meeting: JSU won 24-0 (10/16/10)</i>	

\* Denotes Ohio Valley Conference Matchup

**Home Games in Bold** HC - Homecoming  
 All Times Central and Subject to Change

## QUICK FACTS

### Basic Information

Location:	Jacksonville, Ala.
Enrollment:	9,504
Founded:	1883
Nickname:	Gamecocks
Colors:	Red and White
President:	Dr. William A. Meehan
Athletic Director:	Warren Koegel
Stadium (Capacity):	Burgess-Snow Field at JSU Stadium (24,000)
Surface:	Pro Grass Artificial

### Media Relations

Football Contact:	Greg Seitz
Office Phone:	(256) 782-5279
Cell Phone:	(256) 453-3377
Fax:	(256) 782-5958
Email:	gseitz@jsu.edu
Web site:	www.JSUGamecockSports.com
Press Box Phone:	(256) 782-5585/5586

### Team Information

Offense:	Multiple
Defense:	5-2
Lettermen Returning/Lost:	51/19
Offensive Starters Returning:	6
Defensive Starters Returning:	7
Specialist Starters Returning:	4
2010 Record/OVC Record (Finish):	9-3/6-2 (2nd)
Postseason:	FCS Playoffs 2nd Round (L, 17-14 vs. Wofford)

All-Time Record/OVC Record:	497-353-4 (.584)/48-15 (.762)
Joined OVC:	2003
OVC Championships (Last):	2 (2004)
NCAA FCS Playoff Appearances (Last):	3 (2010)

## PRESEASON DEPTH CHART

### OFFENSE

WR	4	James Shaw	6-0	190	Sr.
	1	Trey Smith	6-5	220	So.
OT	<b>58</b>	<b>Odie Rush</b>	<b>6-3</b>	<b>292</b>	<b>Sr.</b>
	73	Colt Kennedy	6-6	300	So.
OG	65	Matt Jones	6-3	305	Sr.
	64	Preston Hatcher	6-4	290	Fr.
C	62	Max Holcombe	6-3	271	Fr.
	60	Clay Squires	6-1	280	Fr.
OG	67	Michael Ellis	6-2	285	Sr.
	70	Ricky Clemons	6-5	288	So.
OT	<b>69</b>	<b>Tori Mobley</b>	<b>6-3</b>	<b>280</b>	<b>Jr.</b>
	56	Tarik Milner	6-3	240	Fr.
QB	<b>12</b>	<b>Marques Ivory</b>	<b>6-1</b>	<b>235</b>	<b>Sr.</b>
	11	Coty Blanchard	6-0	185	So.
RB	7	Washaun Ealey	5-11	215	Jr.
	<b>3</b>	<b>Calvin Middleton</b>	<b>5-11</b>	<b>220</b>	<b>Sr.</b>
FB	3	Calvin Middleton	5-11	220	Sr.
	41	Cole Doolittle	5-10	230	Sr.
TE	81	Justin Howard	6-3	235	So.
	84	Denzell Cheeks	6-6	215	Jr.
WR	16	Alan Bonner	5-11	168	Jr.
	6	Kevyn Cooper	6-1	197	Jr.

### DEFENSE

DE	<b>90</b>	<b>Monte Lewis</b>	<b>6-3</b>	<b>251</b>	<b>Sr.</b>
	53	Marquis George	6-4	242	Sr.
NT	96	DiMetro Tyson	6-2	275	Jr.
	92	Barry Stafford	6-0	295	Fr.
DT	<b>93</b>	<b>Jamison Wadley</b>	<b>6-3</b>	<b>282</b>	<b>Sr.</b>
	98	Michael Lewis	6-4	237	Fr.
LB	51	Rashad Smith	6-1	210	So.
	50	Chase Williams	6-0	212	So.
LB	35	Clarence Jackson	6-2	220	So.
	36	Brenton Tolson	6-0	195	Jr.
BAN	<b>49</b>	<b>Rodney Garrett</b>	<b>6-1</b>	<b>255</b>	<b>Sr.</b>
	43	Tanner Robertson	6-3	225	Jr.
SL	47	James Powell	6-1	210	So.
	24	Nick Johnson	5-11	185	Jr.
CB	2	Jawaan Booker	5-11	180	Sr.
	38	Francis Duncan	5-11	167	Jr.
CB	<b>20</b>	<b>A.J. Davis</b>	<b>6-0</b>	<b>183</b>	<b>Sr.</b>
	31	Aries Lockhart	6-1	175	Jr.
FS	<b>9</b>	<b>Jason Horton</b>	<b>6-0</b>	<b>202</b>	<b>Sr.</b>
	18	Robert Gray	5-11	195	So.
SS	<b>28</b>	<b>Keginald Harris</b>	<b>6-3</b>	<b>200</b>	<b>Jr.</b>
	14	Brooks Robinson	6-2	201	Jr.

### SPECIAL TEAMS

PK	<b>87</b>	<b>James Esco</b>	<b>6-2</b>	<b>175</b>	<b>Jr.</b>
	88	Griffin Thomas	5-11	170	So.
P	<b>11</b>	<b>Coty Blanchard</b>	<b>6-0</b>	<b>185</b>	<b>So.</b>
	19	Rod Byrd	6-0	230	Sr.
LS	<b>83</b>	<b>Brandon Rogers</b>	<b>6-2</b>	<b>205</b>	<b>Sr.</b>
	80	Andrew Dean	5-10	225	Fr.

### Returning Starters in Bold

### Key Losses

OL	Curt Porter	2010 All-American (AP, Sports Network & Phil Steele)
RB	Jamal Young	72 rushes, 468 yards, 4 TD's; 22 catches, 4 TD's
WR	Jeffrey Cameron	39 catches, 728 yards, 5 TD's
LB	Antonio Bonner	81 tackles, 8.0 TFL, 1 PBU, 1 QBH

## PLAYERS TO WATCH



### MARQUES IVORY

Senior • Quarterback

6-1 • 235 • Warner Robins, Ga.

Passed for two touchdowns in double overtime victory over Ole Miss to start the 2010 season; earned National Co-Player of the Week honors (along with teammate Coty Blanchard) from College Sporting News after the game...Finished the year with 2,248 passing yards, 18 passing touchdowns and two rushing touchdowns...Threw for a school record 444 yards and three touchdowns in game at Eastern Kentucky (Nov. 6)...Passed for 283 yards and a touchdown and ran for another score in overtime win at Georgia State...In high school, never lost a game as the starting quarterback, winning 30-straight games including back-to-back state championships.



### MONTE LEWIS

Senior • Defensive Tackle

6-3 • 251 • Abbeville, Ala.

Preseason All-OVC selection...Named a first-team Preseason All-American by Lindy's Magazine...Named a first-team All-OVC selection in 2010 after registering 37 tackles (24 solo), 7.0 tackles-for-loss, 3.0 sacks, one quarterback hurry and a fumble recovery...Had seven tackles and 2.0 sacks in the regular season finale against Tennessee Tech...In FCS Playoff game against Wofford, had a season-high eight tackles...As a sophomore in 2009, had 21 tackles (9 solo), 5.0 tackles-for-loss, 1.5 sacks, two quarterback hurries and three forced fumbles.

## TEAM NOTES

- Burgess-Snow Field at JSU Stadium, home of the Gamecocks since 1947, finished an 18-month, \$47 million expansion that pushed the capacity to 24,000 prior to the 2010 season. The new facility consists of seven stories, with the bottom four floors dedicated to nearly 400 dorm beds. The top three floors include 33 luxury skyboxes, a new press area, coaches booths, radio and television broadcast facilities, and a game management booth.

- Last season, the team's first in the expanded JSU Stadium, Jacksonville State ranked seventh nationally in average attendance, averaging 17,330 fans in six home games, which included a FCS Playoff second round matchup with Wofford. JSU drew a crowd of 22,186 for the first home game of 2010, a 21-17 victory over Chattanooga.

- Since Burgess-Snow Field at JSU Stadium opened Jacksonville State has posted an incredible 238-94-8 record at home. Under Crowe, the Gamecocks are 39-17 all-time at home.

- Jacksonville State has scored in 112 consecutive games, dating back to a 28-0 shutout by Troy in Jacksonville in 2000. It is the longest active streak among OVC teams. The NCAA Football Championship Subdivision record for consecutive games scoring is 294 held by Montana; that streak is active entering the 2011 season.

- Jack Crowe, who begins his 12th season leading Jax State, has guided the Gamecocks to eight consecutive winning seasons, which is the longest such streak in school history in almost 20 years.





Jack Crowe begins his 12th season at the helm of the JSU program in 2011. He led the Gamecocks to back-to-back Conference titles in the program's first two years in the OVC. Last season JSU made a trip to the FCS Playoffs for the first time since 2004 when they garnered an at-large bid after a 9-2 regular season.

# JACK CROWE

**HEAD COACH**

**12TH SEASON (17TH OVERALL)**

**88-78 CAREER RECORD**

**74-48 AT JACKSONVILLE STATE**

**Birthdate:** April 6, 1948

**Hometown:** Birmingham, Ala.

**College:** UAB, 1970 (Chemistry)

## Career Record

<u>Year</u>	<u>School</u>	<u>Overall</u>	<u>Conf. (Finish)</u>
1977	Livingston	2-8	
1978	Livingston	3-7	
1990	Arkansas	3-8	1-7 (7th)
1991	Arkansas	6-6	5-3 (2nd-t)
1992	Arkansas	0-1	-
2000	Jacksonville State	4-6	2-5 (6th)
2001	Jacksonville State	5-6	2-4 (5th)
2002	Jacksonville State	5-6	2-4 (5th-t)
2003	Jacksonville State	8-4	7-1 (1st)
2004	Jacksonville State	9-2	7-1 (1st)
2005	Jacksonville State	6-5	6-2 (3rd)
2006	Jacksonville State	6-5	5-3 (4th-t)
2007	Jacksonville State	6-5	5-3 (3rd-t)
2008	Jacksonville State	8-3	6-2 (2nd)
2009	Jacksonville State	8-3	6-1 (n/a)
2010	Jacksonville State	9-3	6-2 (2nd-t)

## CAREER HIGHLIGHTS

- Crowe is the winningest active coach in the Ohio Valley Conference with a 76.2 percent winning percentage in OVC-only games. He has guided the Gamecocks to a mark of 48-15, while posting the best record in the OVC in 2003, 2004 and 2009. Crowe has guided the Gamecocks to eight consecutive winning seasons, the longest such streak in almost 20 years.

- To begin the 2010 season, Crowe led JSU to a 49-48 double overtime victory over Ole Miss, marking the first win for an OVC team over a SEC squad since the league was founded in 1948. The Gamecocks would go on to win nine games during the season and host a home playoff game (the first OVC school to do that since 2006).

- Crowe took over the reins of the Gamecocks program in 2000 when the program was competing in the Southland Football Conference. The program became a member of the OVC in all sports in 2003 and Crowe led JSU to a 7-1 League record and OVC Championship. He repeated the feat the next season, once again amassing a 7-1 OVC mark and capturing the OVC Championship.

- Crowe did not play college football, instead he concentrated on baseball at Jefferson State Junior College and later UAB after playing both sports in high school. After graduation, he was the offensive coordinator at Oxford High School, helping the program to a 21-1-1 mark and a 1972 conference title.

- Crowe later moved onto the offensive coordinator job at Livingston University, where he later became the head coach. That was followed by offensive coordinator jobs at North Alabama, Wyoming, Auburn, Clemson and Arkansas, before he took over the head coaching job for the Razorbacks in 1991. Between his time at Arkansas and Jacksonville State, Crowe was the offensive coordinator at Baylor (1993-95). Crowe's teams won a SEC Championship (1983), three Atlantic Coast titles (1986-88) and a Southwest Conference Championship (1994).

- In his time at Auburn he helped coach Bo Jackson, who went on to win the Heisman Trophy and became one of the most famous two-sport stars in professional sports.

## ASSISTANT COACHES

**Offensive Coordinator/Quarterbacks:** ..... Ronnie Letson  
 Alma Mater: ..... Ole Miss, 1999 (8th season)

**Defensive Coordinator:** ..... Chris Boone  
 Alma Mater: ..... Southern Miss, 1996 (1st season)

**Offensive Line:** ..... Adam Ross  
 Alma Mater: ..... Jacksonville State, 2003 (10th season)

**Defensive Line:** ..... Davern Williams  
 Alma Mater: ..... Troy, 2002 (3rd season)

**Running Backs/Recruiting Coordinator:** ..... Jimmy Ogle  
 Alma Mater: ..... Tennessee, 1999 (12th season)

**Receivers/Special Teams:** ..... Max Thurmond  
 Alma Mater: ..... Jacksonville State, 2002 (10th season)

**Safeties:** ..... Matt Wannebo  
 Alma Mater: ..... Hamline, 1982 (12th season)

**Cornerbacks:** ..... Brandon Cooper  
 Alma Mater: ..... UT Martin, 2006 (1st season)

**Tight Ends:** ..... Tommy Joe Whiddon  
 Alma Mater: ..... Jacksonville State, 2009 (1st season)

## 2010 TEAM STATISTICS

	<u>JSU</u>	<u>Opponent</u>				
<b>SCORING</b>	386	300				
Points Per Game	32.2	25.0				
<b>FIRST DOWNS</b>	239	238				
Rushing	109	103				
Passing	116	116				
Penalty	14	19				
<b>RUSHING YARDAGE</b>	2004	1938				
Yards Gained Rushing	2310	2256				
Yards Lost Rushing	306	318				
Rushing Attempts	482	465				
Average Per Rush	4.2	4.2				
Average Per Game	167.0	161.5				
TDs Rushing	20	23				
<b>PASSING YARDAGE</b>	2606	2373				
Att-Comp-Int	211-354-11	198-339-10				
Average Per Pass	7.4	7.0				
Average Per Catch	12.4	12.0				
Average Per Game	217.2	197.8				
TDs Passing	27	12				
<b>TOTAL OFFENSE</b>	4610	4311				
Total Plays	836	804				
Average Per Play	5.5	5.4				
Average Per Game	384.2	359.2				
<b>TIME OF POSSESSION/GAME</b>	31:57	29:18				
<b>3RD DOWN CONVERSIONS</b>	76/171	62/158				
3rd-Down Pct.	44%	39%				
<b>4TH DOWN CONVERSIONS</b>	11/19	7/22				
4th-Down Pct.	58%	32%				
<b>RED-ZONE SCORES</b>	48-56 (86%)	34-44 (77%)				
<b>RED-ZONE TOUCHDOWNS</b>	37-56 (66%)	27-44 (61%)				
<b>PAT-ATTEMPTS</b>	41-44 (93%)	34-35 (97%)				
<b>ATTENDANCE</b>	103,977	87,996				
Games/Avg. Per Game	6/17,330	6/14,666				
Neutral Site Games	-	0/0				
<b>SCORE BY QUARTERS</b>	<u>1st</u>	<u>2nd</u>	<u>3rd</u>	<u>4th</u>	<u>OT</u>	<u>Total</u>
Jacksonville State	58	142	63	101	22	386
Opponents	71	57	51	107	14	300

## 2010 INDIVIDUAL STATISTICS

<b>RUSHING</b>						
<u>Player</u>	<u>G</u>	<u>Att.</u>	<u>Yds.</u>	<u>Avg.</u>	<u>TD</u>	<u>Yds./G</u>
Calvin Middleton	9	118	514	4.4	7	57.1
Jamal Young	10	72	468	6.5	4	46.8
Darius Barksdale	12	100	389	3.9	1	32.4
Coty Blanchard	12	58	289	5.0	2	24.1
Alphonso Freenev	12	36	207	5.8	4	17.2
<b>PASSING</b>						
<u>Player</u>	<u>G</u>	<u>Cmp.-Att.</u>	<u>Pct.</u>	<u>Yds.</u>	<u>TD/Int.</u>	<u>Avg.</u>
Marques Ivory	12	181-309	58.6	2248	18/9	187.3
Coty Blanchard	12	27-41	65.9	296	8/2	24.7
<b>RECEIVING</b>						
<u>Player</u>	<u>G</u>	<u>No.</u>	<u>Yds.</u>	<u>Avg.</u>	<u>TD</u>	<u>Yds./G</u>
Jeffrey Cameron	12	39	728	18.7	5	60.7
John Houston Whiddon	12	27	281	10.4	0	23.4
James Shaw	12	25	316	12.6	6	26.3
Jamal Young	10	22	174	7.9	4	17.4
La'Ray Williams	11	19	196	10.3	1	17.8
<b>SCORING</b>						
<u>Player</u>	<u>G</u>	<u>TD</u>	<u>XPt.</u>	<u>FG</u>	<u>Pts.</u>	<u>Pts./G</u>
James Esco	12	-	41-43	13-20	80	6.7
Jamal Young	10	8	-	-	48	4.8
Calvin Middleton	9	7	-	-	44	4.9
James Shaw	12	6	-	-	36	3.0
Alan Bonner	12	6	-	-	36	3.0
<b>TACKLES</b>						
<u>Player</u>	<u>G</u>	<u>Solo</u>	<u>Asst.</u>	<u>Total</u>	<u>TFL</u>	<u>Sacks</u>
Antonio Bonner	12	51	30	81	8.0	0
Morrell Jones	12	31	38	69	8.5	1.0
Jason Horton	12	34	31	65	0.5	0
Rodney Garrott	12	33	28	61	13.0	1.5
Brannon Byrd	12	27	26	53	5.0	0
<b>INTERCEPTIONS</b>						
<u>Player</u>	<u>G</u>	<u>No.</u>	<u>Yds.</u>	<u>Avg.</u>	<u>TD</u>	<u>PBU</u>
Keginald Harris	12	5	97	19.4	0	5
Robert Gray	11	2	39	19.5	0	3
Brooks Robinson	12	1	0	0	0	0
T.J. Heath	12	1	40	40.0	0	4
Brannon Byrd	12	1	7	7.0	0	0

Returning Players in Bold

## 2010 SCHEDULE AND RESULTS

<u>Date</u>	<u>Opponent</u>	<u>Result</u>	<u>Attendance</u>
9/4	at Ole Miss	W, 49-48 (2OT)	55,768
9/11	<b>Chattanooga</b>	<b>W, 21-17</b>	<b>22,186</b>
9/18	at Georgia State	W, 34-27 (OT)	16,128
9/25	at Eastern Illinois*	W, 28-23	4,311
10/2	<b>Murray State*</b>	<b>W, 40-34</b>	<b>14,812</b>
10/9	at UT Martin*	W, 30-20	3,913
10/16	<b>Tennessee State*</b>	<b>W, 24-0</b>	<b>15,218</b>
10/23	<b>Austin Peay*</b>	<b>W, 56-3</b>	<b>19,707</b>
11/6	at Eastern Kentucky*	L, 49-37	3,300
11/13	<b>#7 Southeast Missouri*</b>	<b>W, 29-27</b>	<b>20,237</b>
11/20	at Tennessee Tech*	L, 35-24	4,576
12/4	<b>#6 Wofford #</b>	<b>L, 17-14</b>	<b>11,817</b>

\* - Ohio Valley Conference Contest      # - FCS Playoff Game  
Home Games in Bold



## TEAM RECORDS

### INDIVIDUAL RUSHING

#### Most Attempts

Game: 39 - Boyce Callahan vs. Livingston (1972)  
 Season: 228 - Boyce Callahan (1972)  
 Career: 800 - Boyce Callahan (1970-73)

#### Most Yards

Game: 298 - Kory Chapman vs. UT Martin (2003)  
 Season: 1,417 - Rondy Rogers (2001)  
 Career: 4,237 - Boyce Callahan (1970-73)

### INDIVIDUAL PASSING

#### Most Attempts

Game: 53 - Reggie Stencil vs. Stephen F. Austin (1999)  
 Season: 418 - Montressa Kirby (1997)  
 Career: 1,027 - Ed Lett (1979-82)

#### Most Completions

Game: 30 - Marques Ivory vs. Eastern Ky. (2010)  
 Season: 218 - Montressa Kirby (1987)  
 Career: 563 - Ed Lett (1979-82)

#### Most Yards

Game: 444 - Marques Ivory vs. Eastern Ky. (2010)  
 Season: 2,817 - Montressa Kirby (1997)  
 Career: 7,145 - Ed Lett (1979-82)

### INDIVIDUAL RECEIVING

#### Most Receptions

Game: 14 - Donald Young vs. North Alabama (1978)  
 Season: 62 - Ronald Bonner (1997)  
 Career: 178 - Joey Hamilton (1996-99)

#### Most Receiving Yards

Game: 247 - Ronald Bonner vs. Northwestern St. (1997)  
 Season: 1,010 - Ronald Bonner (1997)  
 Career: 2,903 - Joey Hamilton (1996-99)

## YEAR-BY-YEAR RESULTS

YEAR	ALL	OVC	COACH	YEAR	ALL	OVC	COACH
1904	1-4-0	--	C.A. Holton	1958	5-4-0	--	Don Salls
1905	1-1-0	--	C. A. Holton	1959	6-2-1	--	Don Salls
1906	No Games Played			1960	3-6-0	--	Don Salls
1907	No Games Played			1961	5-4-0	--	Don Salls
1908	4-3-0	--	Earl Wells	1962	4-3-2	--	Don Salls
1909	0-2-0	--	F.A. Harwood	1963	4-4-1	--	Don Salls
1910	1-3-2	--	G.W. Penton	1964	4-4-1	--	Don Salls
1911	3-2-1	--	Ben Harris	1965	7-2-0	--	Jim Blevins
1912	1-4-0	--	Ben Harris	1966	8-2-0	--	Jim Blevins
1913	5-2-1	--	Ben Harris	1967	4-5-1	--	Jim Blevins
1914	3-1-0	--	Ben Harris	1968	3-6-0	--	Jim Blevins
1915	5-2-0	--	Ben Harris	1969	3-6-0	--	Charley Pell
1916	2-4-1	--	Ben Harris	1970	10-0-0	--	Charley Pell
1917	9-0-1	--	Ben Harris	1971	6-3-0	--	Charley Pell
1918	1-2-1	--	Ben Harris	1972	7-2-1	--	Charley Pell
1919	3-4-1	--	Ben Harris	1973	7-2-0	--	Charley Pell
1920	7-1-1	--	J.W. Stephenson	1974	7-4-0	--	C. Mayfield
1921	5-2-2	--	J.W. Stephenson	1975	7-3-0	--	C. Mayfield
1922	4-4-0	--	C.C. Bush	1976	6-4-0	--	C. Mayfield
1923	3-2-1	--	C.C. Bush	1977	11-3-0	--	Jim Fuller
1924	6-3-0	--	C.C. Bush	1978	7-3-0	--	Jim Fuller
1925	1-6-0	--	Earl Wren	1979	4-6-0	--	Jim Fuller
1926	1-7-0	--	Al Clemmons	1980	8-3-0	--	Jim Fuller
1927	2-4-1	--	Al Clemmons	1981	8-3-0	--	Jim Fuller
1928	5-2-0	--	Al Clemmons	1982	10-2-0	--	Jim Fuller
1929	5-3-0	--	J.W. Stephenson	1983	6-5-0	--	Jim Fuller
1930	4-3-1	--	J.W. Stephenson	1984	4-5-1	--	Joe Hollis
1931	0-9-1	--	T.B. Shotts	1985	3-6-1	--	Bill Burgess
1932	2-3-1	--	T.B. Shotts	1986	5-4-1	--	Bill Burgess
1933	2-5-1	--	T.B. Shotts	1987	5-4-1	--	Bill Burgess
1934	5-4-0	--	T.B. Shotts	1988	10-2-0	--	Bill Burgess
1935	2-5-0	--	T.B. Shotts	1989	13-1-0	--	Bill Burgess
1936	1-3-1	--	T.B. Shotts	1990	9-3-0	--	Bill Burgess
1937	0-5-0	--	T.B. Shotts	1991	12-1-0	--	Bill Burgess
1938	1-6-1	--	C.C. Dillon	1992	12-1-1	--	Bill Burgess
1939	0-7-2	--	C.C. Dillon	1993	3-7-0	--	Bill Burgess
1940	3-5-0	--	Osmo Smith	1994	4-7-0	--	Bill Burgess
1941	No Games Played			1995	7-4	--	Bill Burgess
1942	No Games Played			1996	1-9	--	Bill Burgess
1943	No Games Played			1997	1-10	--	Mike Williams
1944	No Games Played			1998	7-4	--	Mike Williams
1945	1-1-0	--	C.C. Dillon	1999	1-10	--	Mike Williams
1946	3-5-1	--	Don Salls	2000	4-6	--	Jack Crowe
1947	9-0-0	--	Don Salls	2001	5-6	--	Jack Crowe
1948	8-1-1	--	Don Salls	2002	5-6	--	Jack Crowe
1949	6-3-0	--	Don Salls	2003	8-4	7-1	Jack Crowe
1950	6-2-1	--	Don Salls	2004	9-2	7-1	Jack Crowe
1951	3-3-2	--	Don Salls	2005	6-5	6-2	Jack Crowe
1952	3-6-0	--	Don Salls	2006	6-5	5-3	Jack Crowe
1953	3-5-1	--	Don Salls	2007	6-5	5-3	Jack Crowe
1954	7-2-1	--	Don Salls	2008	8-3	6-2	Jack Crowe
1955	10-1-0	--	Don Salls	2009	8-3	6-1	Jack Crowe
1956	5-3-0	--	Don Salls	2010	9-3	6-2	Jack Crowe
1957	4-4-0	--	Don Salls				

### OVC Championships (2)


2003, 2004

### NCAA FCS Playoff Appearances (3)

2003, 2004, 2010

## ALL-TIME COACHES

Coach	Years	Overall Record	OVC Record	OVC Titles	Playoff Appearances
C.A. Holton	1904-05	2-5 (.286)	-	-	-
Milton Harper	1906	No Record	-	-	-
G.Z. Henderson	1906-07	No Record	-	-	-
Earl Wells	1908	4-3 (.571)	-	-	-
F.A. Harwood	1909	0-2 (.000)	-	-	-
Ernest Jones	1910	1-3-2 (.500)	-	-	-
Ben Harris	1911-19	29-13-8 (.656)	-	-	-
J.W. Stephenson	1920-21, 29-30	21-8-3 (.703)	-	-	-
C.C. Bush	1922-24	9-5 (.643)	-	-	-
Earl Wren	1925	1-6 (.143)	-	-	-
Al Clemmons	1926-28	8-13-1 (.386)	-	-	-
T.B. Shotts	1931-37	18-24-4 (.435)	-	-	-
C.C. Dillon	1938-39, 45	2-16-3 (.167)	-	-	-
Osmo Smith	1940	3-5 (.375)	-	-	-
Don Salls	1946-52, 54-64	95-57-11 (.647)	-	-	-
Ray Wedgeworth	1953	3-5-1 (.388)	-	-	-
Jim Blevins	1965-68	22-15-1 (.592)	-	-	-
Charley Pell	1969-73	33-13-1 (.713)	-	-	-
Clarkie Mayfield	1974-76	20-11 (.645)	-	-	-
Jim Fuller	1977-83	54-25-0 (.683)	-	-	-
Joe Hollis	1984	4-5-1 (.450)	-	-	-
Bill Burgess	1985-96	84-49-4 (.628)	-	-	-
Mike Williams	1997-99	9-17 (.364)	-	-	-
Jeff Richards	1999	1-5 (.166)	-	-	-
Jack Crowe	2000-present	74-48 (.607)	48-15 (.762)	2	3



After his playing days at JSU (1986-88), Eric Davis went on to play in the NFL (with San Francisco and Carolina) and played in Super Bowl XXIX.





Roy Stewart Stadium (16,800) - Opened in 1973.



**MURRAY STATE  
 RACERS**



**Dr. Randy Dunn**  
 President



**Allen Ward**  
 Athletics Director



**John Brush**  
 Football Contact



**Chris Hatcher**  
 Head Coach

**2011 SCHEDULE**

Sept. 1	at Louisville (TV: ESPNU)	5:00 p.m.
	<i>Louisville leads 11-6; Last Meeting: UofL won 73-10 (8/30/07)</i>	
Sept. 10	at Mississippi Valley State	4:00 p.m.
	<i>First meeting</i>	
<b>Sept. 17</b>	<b>Tennessee State*</b>	<b>6:00 p.m.</b>
	<i>Series tied 11-11; Last Meeting: Murray State won 28-23 (11/20/10)</i>	
Sept. 22	at UT Martin* (TV: WLJT)	6:00 p.m.
	<i>Murray State leads 35-14-1; Last Meeting: MSU won 52-16 (9/25/10)</i>	
<b>Oct. 1</b>	<b>Jacksonville State*</b>	<b>6:00 p.m.</b>
	<i>Jacksonville State leads 7-1; Last Meeting: JSU won 40-34 (10/2/10)</i>	
Oct. 8	at Georgia State	12:00 p.m.
	<i>First meeting</i>	
<b>Oct. 15</b>	<b>Eastern Illinois*</b>	<b>3:00 p.m.</b>
	<i>Eastern Illinois leads 14-12; Last Meeting: MSU won 38-28 (10/23/10)</i>	
<b>Oct. 29</b>	<b>Eastern Kentucky* (HC)</b>	<b>3:00 p.m.</b>
	<i>Eastern Ky. leads 41-25-4; Last Meeting: EKV won 28-21 (10/30/10)</i>	
Nov. 5	at Tennessee Tech* (TV: WCTE)	1:30 p.m.
	<i>Tenn. Tech leads 41-34-1; Last Meeting: Murray State won 44-13 (11/6/10)</i>	
<b>Nov. 12</b>	<b>Austin Peay*</b>	<b>1:00 p.m.</b>
	<i>Murray State leads 31-13; Last Meeting: MSU won 61-35 (11/13/10)</i>	
Nov. 19	at Southeast Missouri*	1:00 p.m.
	<i>Murray State leads 36-8-1; Last Meeting: SEMO won 30-17 (9/11/10)</i>	

\* Denotes Ohio Valley Conference Matchup  
**Home Games in Bold** HC - Homecoming  
 All Times Central and Subject to Change

**QUICK FACTS**

**Basic Information**

Location:	Murray, Ky.
Enrollment:	10,500
Founded:	1922
Nickname:	Racers
Colors:	Navy and Gold
President:	Dr. Randy J. Dunn
Athletic Director:	Allen Ward
Stadium (Capacity):	Roy Stewart Stadium (16,800)
Surface:	FieldTurf

**Media Relations**

Football Contact:	John Brush
Office Phone:	(270) 809-7044
Cell Phone:	(270) 293-0590
Fax:	(270) 809-6814
Email:	john.brush@murraystate.edu
Web site:	www.GoRacers.com
Press Box Phone:	(270) 809-6811

**Team Information**

Offense:	Spread
Defense:	4-3
Lettermen Returning/Lost:	39/11
Offensive Starters Returning:	10
Defensive Starters Returning:	9
Specialist Starters Returning:	2
2010 Record/OVC Record (Finish):	6-5/5-3 (4th/tie)
Postseason:	none

All-Time Record/OVC Record:	447-385-36 (.536)/203-212-9 (.489)
Joined OVC:	1948
OVC Championships (Last):	8 (2002)
NCAA FCS Playoff Appearances (Last):	5 (2002)

## PRESEASON DEPTH CHART

### OFFENSE

<b>WR</b>	<b>5</b>	Patrick Robertson	6-2	198	Jr.
	1	Hannibal Beauford	6-0	175	Sr.
<b>WR</b>	<b>7</b>	Ja-Vonta Trotter	5-10	175	Jr.
	84	John King	5-10	165	Jr.
<b>OT</b>	<b>74</b>	<b>Raymond Hopson</b>	<b>6-2</b>	<b>275</b>	<b>Sr.</b>
	78	Paul Lewis	6-6	254	Sr.
<b>OG</b>	<b>60</b>	<b>Elbert Ojendis</b>	<b>6-2</b>	<b>305</b>	<b>Jr.</b>
	79	Dylan Mundella	6-3	280	Jr.
<b>C</b>	<b>71</b>	<b>Brock Rydecki</b>	<b>6-2</b>	<b>277</b>	<b>Jr.</b>
	61	Harris Bivin	6-3	285	So.
<b>OG</b>	<b>70</b>	<b>Andy Mahoney</b>	<b>6-2</b>	<b>278</b>	<b>So.</b>
	78	Paul Lewis	6-6	254	Sr.
<b>OT</b>	<b>62</b>	<b>Roderick Tomlin</b>	<b>6-5</b>	<b>286</b>	<b>Jr.</b>
	60	Elbert Ojendis	6-2	305	Sr.
<b>QB</b>	<b>12</b>	<b>Casey Brockman</b>	<b>6-2</b>	<b>205</b>	<b>Jr.</b>
	18	Graham Craig	5-10	185	R-Fr.
<b>RB</b>	<b>34</b>	<b>Mike Harris</b>	<b>5-11</b>	<b>200</b>	<b>Sr.</b>
	27	Duane Brady	5-8	165	So.
<b>WR</b>	<b>4</b>	<b>Dexter Barnett</b>	<b>5-10</b>	<b>175</b>	<b>Sr.</b>
	2	Dexter Durrante	5-11	187	Sr.
<b>WR</b>	<b>82</b>	Walter Powell	6-0	165	So.
	81	Arthur Brackett	6-0	180	So.

### DEFENSE

<b>DE</b>	<b>46</b>	Richard Biers	5-11	215	Sr.
	91	Ayo Ojolola	6-3	235	So.
<b>DT</b>	<b>53</b>	<b>Joe Gamsky</b>	<b>6-1</b>	<b>245</b>	<b>Sr.</b>
	99	Chris Staten	5-11	290	Jr.
<b>NT</b>	<b>97</b>	<b>Ryan Walker</b>	<b>5-11</b>	<b>300</b>	<b>Sr.</b>
	90	Tyler Evans	6-2	299	Jr.
<b>DE</b>	<b>14</b>	<b>Jamal Crook</b>	<b>6-1</b>	<b>245</b>	<b>Jr.</b>
	92	Jeremy Brackett	6-1	250	So.
<b>LB</b>	<b>31</b>	Darrell Davis	5-11	188	Sr.
	26	TJ Denson	5-9	185	So.
<b>LB</b>	<b>39</b>	Blake Salter	5-11	205	So.
	29	Mark Oliver	6-1	240	Sr.
<b>LB</b>	<b>36</b>	<b>Brandon Wicks</b>	<b>5-11</b>	<b>180</b>	<b>So.</b>
	22	Andre Clarke	6-3	215	Sr.
<b>CB</b>	<b>23</b>	Darrian Skinner	5-11	190	So.
	28	Raquan Durrante	6-1	185	So.
<b>CB</b>	<b>24</b>	<b>Dontrell Johnson</b>	<b>5-11</b>	<b>180</b>	<b>Sr.</b>
	6	Victor Daniels	5-8	180	Jr.
<b>FS</b>	<b>35</b>	<b>Erik Fennell</b>	<b>6-0</b>	<b>182</b>	<b>Sr.</b>
	21	Darius Buck	5-9	175	Jr.
<b>SS</b>	<b>15</b>	<b>Nathan Brinkley</b>	<b>5-10</b>	<b>175</b>	<b>Jr.</b>
	21	Darius Buck	5-9	175	Jr.

### SPECIAL TEAMS

<b>PK</b>	<b>3</b>	<b>Kienan Cullen</b>	<b>6-3</b>	<b>224</b>	<b>Sr.</b>
	19	Graham Craig	5-10	185	R-Fr.
<b>P</b>	<b>3</b>	<b>Kienan Cullen</b>	<b>6-3</b>	<b>224</b>	<b>Sr.</b>
	83	Steven Mix	6-1	205	So.
<b>HO</b>	<b>6</b>	Victor Daniels	5-8	180	Jr.
	35	Erik Fennell	6-0	182	Sr.
<b>KR</b>	<b>24</b>	<b>Dontrell Johnson</b>	<b>5-11</b>	<b>180</b>	<b>Jr.</b>
	1	Hannibal Beauford	6-0	175	Jr.
<b>PR</b>	<b>24</b>	<b>Dontrell Johnson</b>	<b>5-11</b>	<b>180</b>	<b>Jr.</b>
	1	Hannibal Beauford	6-0	175	Jr.

### Returning Starters in Bold

### Key Losses

<b>WR</b>	Marcus Harris	<i>All-American; 84 catches, 1057 yards, 9 TD's</i>
<b>LB</b>	Zach Kutch	<i>65 tackles (31 solo), 9.0 TFL, 1 sack, 1 INT</i>
<b>WR</b>	Rashad Daniels	<i>52 catches, 545 yards, 1 touchdown</i>

## PLAYERS TO WATCH



### CASEY BROCKMAN

Junior • Quarterback  
6-2 • 215 • Murray, Ky.

Named to Walter Payton Award Preseason Watch List ...All-OVC second-team quarterback last season after completing 213-of-320 (66.6%) passes for 2,442 yards and 15 touchdowns and rushing for 292 yards and seven more scores; also caught a touchdown pass...Did all of that despite just starting six games... In victory over Missouri State set the OVC record for passing yards in a game (570) and tied the OVC mark for touchdown passes (7); in that game completed 32-of-41 passes and also rushed for 16 yards and a score as the Racers won 72-59...The outing earned him National Player of the Week honors...Also earned the honor later in the season after a 497-yard, 3-touchdown game against Austin Peay.



### DONTRELL JOHNSON

Senior • Def. Back/Ret. Specialist  
5-11 • 180 • Moultrie, Ga.

Preseason All-OVC selection as a defensive back and return specialist...Was named an All-American as a punt returner after leading the FCS in return yards (22.8 yards/return)...2010 CFPA National Punt Returner of the Year award winner...Named National Special Teams Player of the Week on Sept. 26 after returning three punts for 148 yards, including a 91-yard touchdown, in a 52-16 victory over UT Martin...Had two punt return touchdowns during the season...Also averaged 20.2 yards/kick return in 16 attempts...As a cornerback was a second-team All-OVC selection after netting 67 tackles, 7.5 tackles-for-loss, two interceptions (one for a touchdown) and eight pass breakups.

## TEAM NOTES

- In the team's 72-59 victory over Missouri State last season the Racers achieved a first in FCS history when the team had a 500-yard passer, 200-yard receiver and a 200-yard rusher in the same game. Quarterback Casey Brockman threw for 570 yards (an OVC record), Marcus Harris had 213 receiving yards and Mike Harris rushed for 212 yards.

- That game saw the Racers set a modern era points record (surpassing the old mark of 71), and saw Casey Brockman set the OVC record for passing yards in a game (570) and tie the OVC mark for touchdown passes in a game (7). The 570 yards was the most passing yards at the Division I level (FBS or FCS) and third overall in any NCAA classification (Division I, Division II, Division III) during the 2010 season.

- Running back Mike Harris rushed for 904 yards in just nine games during his junior season (2010). Harris ranked 21st nationally in rushing yards/game (100.44) but that included the last two games of the year when he got just four carries against Austin Peay and played one down in the Tennessee State game due to an injury. That kept him from becoming just the 10th player in school history to rush for 1,000 or more yards in a season. Had he not played in those two games he would have averaged 125.7 yards/game, which would have ranked seventh among all FCS players. Harris rushed for 242 yards in a victory over Tennessee Tech last season.

**NUMERICAL ROSTER**

No.	Name	Pos.	Ht.	Wt.	Yr.	Hometown (Last School)
1	Hannibal Beauford	WR	6-0	175	Sr.	Miami, Fla. (Coffeyville CC)
2	Dexter Durrante	WR	5-11	187	Sr.	Fort Campbell, Ky. (Fort Campbell)
3	Kienan Cullen	K/P	6-3	224	Sr.	Louisville, Ky. (Butler)
4	Dexter Barnett	WR	5-10	175	Sr.	Atlanta, Ga. (UAB)
5	Patrick Robertson	WR	6-2	198	Jr.	Carrollton, Texas (Hebron)
6	Victor Daniels	CB	5-8	180	So.	Waycross, Ga. (Butler County CC)
7	Ja-Vonta Trotter	WR	5-10	175	Jr.	St. Petersburg, Fla. (Boca Ciega)
9	Lamar Hall	DB	5-9	197	Sr.	St. Petersburg, Fla. (Gibbs)
12	Casey Brockman	QB	6-2	215	Jr.	Murray, Ky. (Calloway County)
13	Spencer Phillips	QB	6-1	190	Jr.	Eugene, Ore. (West Los Angeles CC)
14	Jamal Crook	DE	6-1	245	Sr.	Tampa, Fla. (Alonso)
15	Nathan Brinkley	DB	5-10	175	Sr.	Clewiston, Fla. (Coffeyville CC)
17	Ricky Mitchell	WR	6-1	175	Jr.	High Point, N.C. (Feather River CC)
18	Graham Craig	QB	5-10	185	R-Fr.	Birmingham, Ala. (Spain Park)
18	Daniel Foster	DB	6-0	175	R-Fr.	St. Louis, Mo. (Parkway North)
19	Tra Tharp	DB	5-11	170	R-Fr.	West Paducah, Ky. (Heath)
20	Christian Duncan	DB	5-9	175	Fr.	Murray, Ky. (Murray)
21	Darius Buck	DB	5-9	175	Jr.	Vicksburg, Miss. (Southwest Mississippi CC)
22	Andre Clarke	LB	6-3	215	Sr.	Lanham, Md. (Fort Scott CC)
23	Darrian Skinner	CB	5-11	190	So.	St. Petersburg, Fla. (Hofstra)
24	Dontrell Johnson	CB	5-11	180	Sr.	Moultrie, Ga. (Garden City CC)
25	Julian Whitehead	DB	5-9	190	Jr.	Lilburn, Ga. (Mississippi)
26	TJ Denson	LB	5-9	185	So.	Lakeland, Fla. (Lakeland)
27	Duane Brady	RB	5-8	165	So.	St. Augustine, Fla. (St. Augustine)
27	Stephen Pullen	CB	5-8	160	R-Fr.	Paducah, Ky./Ballard Memorial
28	Raquan Durrante	CB	6-1	185	So.	Fort Campbell, Ky. (Fort Campbell)
29	Mark Oliver	LB	6-1	240	Sr.	Whiting, Ind. (Wyoming)
30	Chris Scurry	LB	5-11	205	Fr.	Valdosta, Ga. (Lowndes)
31	Darrell Davis	CB	5-11	188	Sr.	St. Louis, Mo. (Soldan International)
32	Matt Deese	DE	5-11	250	Fr.	Murray, Ky. (Murray)
33	Tyler Levea	RB	5-9	185	Sr.	Oceanside, Calif. (Palomar College)
34	Mike Harris	RB	5-11	200	Sr.	Tulsa, Okla. (Independence CC)
35	Erik Fennell	DB	6-0	182	Sr.	Tampa, Fla. (Hillsborough)
36	Brandon Wicks	LB	5-11	180	So.	Murray, Ky. (Murray)
38	Ronald Proctor	DB	5-6	178	So.	St. Louis, Mo. (Kirkwood)
39	Blake Salter	LB	5-11	205	So.	Florence, Ala. (Florence)
40	Robert Neal	LS	6-3	220	So.	Versailles, Ky. (Woodford County)
41	Tim Adkisson	DB	5-10	180	R-Fr.	Milan, Tenn. (Milan)
43	Chris Dansby	LB	6-3	195	Fr.	Nashville, Tenn. (Lancaster Christian Academy)
44	Kevin Robinson	DE	6-1	255	Jr.	Silverspring, Md. (ASA Institute)
46	Richard Biers	DE	5-11	215	Sr.	Scottsdale, Ariz. (Scottsdale CC)
50	Jesurun Kelly	DB	5-7	176	So.	Memphis, Tenn. (Bishop Byrne)
52	Sam Small	LB	6-1	230	Jr.	Winona, Miss. (Northwest Mississippi CC)
53	Joe Gamsky	DT	6-1	245	Sr.	Crestwood, Ky. (Morehead State)
54	Taylor Beach	LB	6-0	212	R-Fr.	Louisville, Ky. (Christian Academy)
56	Douglas McWhorter	LB	6-2	210	R-Fr.	Memphis, Tenn. (Ridgeway)
58	Jordan Benton	K	5-9	169	So.	Murray, Ky. (Campbellsville)
59	Nathan Schmidtke	DE	6-3	243	R-Fr.	St. Louis, Mo. (Luther North)
60	Elbert Ojendis	OL	6-2	305	Sr.	Marina, Calif. (Monterey Peninsula JC)
61	Harris Bivin	OL	6-3	285	So.	Owensboro, Ky. (Apollo)
62	Roderick Tomlin	OL	6-5	286	Jr.	Jackson, Tenn. (Jackson North)
63	Zach Littlefield	OL	6-4	275	Fr.	Buckner, Ky. (Oldham County)
66	Trevor Wallace	OL	6-3	270	Jr.	Fulton, Miss. (East Mississippi CC)
69	Dalton Phillips	QB	6-1	215	R-Fr.	Watertown, Tenn. (Watertown)
70	Andy Mahoney	OL	6-2	278	Jr.	Lexington, Ky. (Lexington Catholic)
71	Brock Rydecki	OL	6-2	277	Jr.	Ft. Myers, Fla. (Venice)
72	Casey Duncan	OL	6-1	285	So.	Nolensville, Tenn. (Ravenwood)
73	Robert Olive	OL	6-3	295	Fr.	Murray, Ky. (Murray)
74	Raymond Hopson	OL	6-2	275	Sr.	Houston, Texas (L.V. Hightower)
76	Drew Kelley	OL	6-4	280	Fr.	Thompson Station, Tenn. (Independence)
77	Grant Williams	OL	6-3	285	R-Fr.	Murray, Ky. (Calloway County)
78	Paul Lewis	OL	6-6	254	Sr.	St. Louis, Mo. (Westminster Christian)
79	Dylan Mundella	OL	6-3	280	Sr.	St. Petersburg, Fla. (Northeast)
81	Arthur Brackett	WR	6-0	180	So.	Madison, Ala. (Bob Jones)
82	Walter Powell	WR	6-0	165	So.	St. Louis, Mo. (Hazelwood East)
83	Steven Mix	P	6-1	205	So.	Barlow, Ky. (Ballard Memorial)
84	John King	WR	5-10	165	Jr.	Louisville, Ky. (Louisville)
88	Drew Hall	WR	6-2	200	R-Fr.	St. Louis, Mo. (Clayton)
90	Tyler Evans	DT	6-2	299	Jr.	Tampa, Fla. (H.B. Plant)
91	Ayo Ojolola	DE	6-3	235	So.	Suwanee, Ga. (North Gwinnett)
92	Jeremy Brackett	DT	6-1	250	So.	Madison, Ala. (Bob Jones)
93	Jeff Richard	DE	6-2	235	Fr.	Elizabethtown, Ky. (John Hardin)
94	Asa Powell	DE	6-4	220	Fr.	Lake Mary, Fla. (Lake Mary Prep)
95	Michael Sullivan	DE	6-2	225	So.	Villa Hills, Ky. (Holy Cross)
96	Zac Ross	DE	6-2	220	Jr.	Atlanta, Ga. (Eastern Arizona College)
97	Ryan Walker	DT	5-11	300	Sr.	Los Angeles, Calif. (El Camino College)
98	Lamar Theus	DT	6-2	300	Sr.	Paris, Tenn. (Henry County)
99	Chris Staten	DT	5-11	290	Jr.	Chicago Heights, Ill. (Harper Community College)

**ALPHABETICAL ROSTER**

No.	Name	Pos.	Yr.
41	Tim Adkisson	DB	R-Fr.
4	Dexter Barnett	WR	Sr.
54	Taylor Beach	LB	R-Fr.
1	Hannibal Beauford	WR	Sr.
58	Jordan Benton	K	So.
46	Richard Biers	DE	Sr.
61	Harris Bivin	OL	So.
81	Arthur Brackett	WR	So.
92	Jeremy Brackett	DT	So.
27	Duane Brady	RB	So.
15	Nathan Brinkley	DB	Sr.
12	Casey Brockman	QB	Jr.
21	Darius Buck	DB	Jr.
22	Andre Clarke	LB	Sr.
18	Graham Craig	QB	R-Fr.
14	Jamal Crook	DE	Sr.
3	Kienan Cullen	K/P	Sr.
6	Victor Daniels	CB	So.
43	Chris Dansby	LB	Fr.
31	Darrell Davis	CB	Sr.
32	Matt Deese	DE	Fr.
26	TJ Denson	LB	So.
72	Casey Duncan	OL	So.
20	Christian Duncan	DB	Fr.
2	Dexter Durrante	WR	Sr.
28	Raquan Durrante	CB	So.
90	Tyler Evans	DT	Jr.
35	Erik Fennell	DB	Sr.
18	Daniel Foster	DB	R-Fr.
53	Joe Gamsky	DT	Sr.
88	Drew Hall	WR	R-Fr.
9	Lamar Hall	DB	Sr.
34	Mike Harris	RB	Sr.
74	Raymond Hopson	OL	Sr.
24	Dontrell Johnson	CB	Sr.
76	Drew Kelley	OL	Fr.
50	Jesurun Kelly	DB	So.
84	John King	WR	Jr.
33	Tyler Levea	RB	Sr.
78	Paul Lewis	OL	Sr.
63	Zach Littlefield	OL	Fr.
70	Andy Mahoney	OL	Jr.
56	Douglas McWhorter	LB	R-Fr.
17	Ricky Mitchell	WR	Jr.
83	Steven Mix	P	So.
79	Dylan Mundella	OL	Sr.
40	Robert Neal	LS	So.
60	Elbert Ojendis	OL	Sr.
91	Ayo Ojolola	DE	So.
73	Robert Olive	OL	Fr.
29	Mark Oliver	LB	Sr.
69	Dalton Phillips	QB	R-Fr.
13	Spencer Phillips	QB	Jr.
94	Asa Powell	DE	Fr.
82	Walter Powell	WR	So.
38	Ronald Proctor	DB	So.
27	Stephen Pullen	CB	R-Fr.
93	Jeff Richard	DE	Fr.
5	Patrick Robertson	WR	Jr.
44	Kevin Robinson	DE	Jr.
96	Zac Ross	DE	Jr.
71	Brock Rydecki	OL	Jr.
39	Blake Salter	LB	So.
59	Nathan Schmidtke	DE	R-Fr.
30	Chris Scurry	LB	Fr.
23	Darrian Skinner	CB	So.
52	Sam Small	LB	Jr.
99	Chris Staten	DT	Jr.
95	Michael Sullivan	DE	So.
19	Tra Tharp	DB	R-Fr.
98	Lamar Theus	DT	Sr.
62	Roderick Tomlin	OL	Jr.
7	Ja-Vonta Trotter	WR	Jr.
97	Ryan Walker	DT	Sr.
66	Trevor Wallace	OL	Jr.
25	Julian Whitehead	DB	Jr.
36	Brandon Wicks	LB	So.
77	Grant Williams	OL	R-Fr.



Chris Hatcher was named the 17th head coach in Murray State history on Dec. 21, 2009. Hatcher brought his offensive attack, "The Hatch Attack," to the Racers program and led the team to a winning record in his first season. It marked the first winning season for the program since 2004.

# CHRIS HATCHER

**HEAD COACH**

**2ND SEASON (12TH OVERALL)**

**100-32 CAREER RECORD**

**6-5 AT MURRAY STATE**

**Birthdate:** February 18, 1973  
**Hometown:** Macon, Ga.  
**College:** Valdosta State, 1995 (Kinesiology & Phys. Ed)  
**Family:** Wife - Lori  
 Children - Ty, Talley

**Career Record**

<u>Year</u>	<u>School</u>	<u>Overall</u>	<u>Conf. (Finish)</u>
2000	Valdosta State	10-2	8-1 (1st-t)
2001	Valdosta State	12-1	9-0 (1st)
2002	Valdosta State	14-1	9-0 (1st)
2003	Valdosta State	10-2	8-1 (2nd)
2004	Valdosta State	13-1	9-0 (1st)
2005	Valdosta State	9-3	7-2 (2nd-t)
2006	Valdosta State	8-2	6-2 (3rd-t)
2007	Georgia Southern	7-4	4-3 (3rd-t)
2008	Georgia Southern	6-5	4-4 (4th-t)
2009	Georgia Southern	5-6	4-4 (4th-t)
2010	Murray State	6-5	5-3 (4th-t)

## CAREER HIGHLIGHTS

- Hatcher won his 100th game with a victory over Tennessee State on Nov. 20. In doing so he became the youngest coach in the 21st century to reach 100 wins, doing so at 37 years, 274 days. All-time he was the fifth youngest in NCAA history to reach 100 wins.
- Hatcher came to Murray State after 10 successful seasons at Valdosta State (2000-06) and Georgia Southern (2007-09). In seven seasons at his alma mater, Hatcher compiled a 76-12 record (.864), made seven Division II playoff appearances, two National Championship game appearances (2002, 2004) and won the 2004 National Championship. For his efforts he was named the 2004 AFCA National Coach of the Year. At VSU he coached Dusty Bonner, who was named Division II National Player of the Year twice.
- Hatcher spent three seasons at head coach at Georgia Southern, compiling an 18-15 overall mark. In his first season at GSU, Hatcher led the program to its second-best regular season turnaround in program history (+4).
- Prior to becoming a head coach, Hatcher was a student assistant coach at Valdosta State (1995), quarterbacks/tight ends coach at Central Florida (1996) and a quarterbacks/wide receivers coach at Kentucky (1996-99). At UCF he worked with future NFL pro Daunte Culpepper and at Kentucky coached future No. 1 NFL draft pick Tim Couch.
- As a quarterback at Valdosta State, Hatcher was a two-time All-American (1993, 1994), throwing for 11,363 yards and 121 touchdowns. During his senior season (1994), Hatcher led the Blazers to its first postseason playoff berth and set 29 VSU passing and total offense records. He was the recipient of the Harlon Hill Trophy, which is given to Division II's National Player of the Year. He was also the CoSIDA Academic All-American Football Player of the Year for also excelling in the classroom.

## ASSISTANT COACHES

- Assistant Head Coach/Offensive Line:**..... Shawn Bostick  
 Alma Mater: ..... Valdosta State, 1997 (2nd season)
- Defensive Coordinator/Linebackers:**..... Ashley Anders  
 Alma Mater: ..... Arkansas-Monticello, 1996 (2nd season)
- Offensive Coordinator/Quarterbacks:** ..... Mitch Stewart  
 Alma Mater: ..... Valdosta State, 2005 (2nd season)
- Secondary/Recruiting Coordinator:**..... Keith Hatcher  
 Alma Mater: ..... Mars Hill, 2000 (2nd season)
- Defensive Line:** ..... Kenny Parker  
 Alma Mater: ..... Florida, 2005 (2nd season)
- Running Backs:** ..... Sean Dawkins  
 Alma Mater: ..... Troy, 2007 (2nd season)
- Offensive Tackles/Special Teams:** ..... Mike Polly  
 Alma Mater: ..... Georgetown, 2006 (2nd season)
- Wide Receivers:** ..... Cornelius Williams  
 Alma Mater: ..... Troy, 2010 (1st season)
- Safeties:** ..... Chris Burnette  
 Alma Mater: ..... Georgia Southern, 2010 (1st season)
- Defensive Quality Control:**..... Steve Adams  
 Alma Mater: ..... Murray State (1st season)
- Offensive Quality Control:** ..... Matt Forrest  
 Alma Mater: ..... Huntingdon College, 2010 (1st season)

## 2010 TEAM STATISTICS

	<u>MSU</u>	<u>Opponent</u>				
<b>SCORING</b>	397	334				
Points Per Game	36.1	30.4				
<b>FIRST DOWNS</b>	260	209				
Rushing	88	99				
Passing	161	94				
Penalty	11	16				
<b>RUSHING YARDAGE</b>	1498	2097				
Yards Gained Rushing	1851	2404				
Yards Lost Rushing	353	307				
Rushing Attempts	385	433				
Average Per Rush	3.9	4.8				
Average Per Game	136.2	190.6				
TDs Rushing	25	21				
<b>PASSING YARDAGE</b>	3449	2288				
Att-Comp-Int	347-515-9	187-318-8				
Average Per Pass	6.7	7.2				
Average Per Catch	9.9	12.2				
Average Per Game	313.5	208.0				
TDs Passing	22	19				
<b>TOTAL OFFENSE</b>	4947	4385				
Total Plays	900	751				
Average Per Play	5.5	5.8				
Average Per Game	449.7	398.6				
<b>TIME OF POSSESSION/GAME</b>	29:10	30:50				
<b>3RD DOWN CONVERSIONS</b>	61/177	64/162				
3rd-Down Pct.	34%	40%				
<b>4TH DOWN CONVERSIONS</b>	22/33	10/24				
4th-Down Pct.	67%	42%				
<b>RED-ZONE SCORES</b>	44-58 (76%)	30-39 (77%)				
<b>RED-ZONE TOUCHDOWNS</b>	34-58 (59%)	22-39 (56%)				
<b>PAT-ATTEMPTS</b>	44-48 (92%)	41-44 (93%)				
<b>ATTENDANCE</b>	29,945	64,249				
Games/Avg. Per Game	5/5,989	6/10,708				
Neutral Site Games	-	0/0				
<b>SCORE BY QUARTERS</b>	<b>1st</b>	<b>2nd</b>	<b>3rd</b>	<b>4th</b>	<b>OT</b>	<b>Total</b>
Murray State	127	84	99	87	-	397
Opponents	101	106	72	55	-	334

## 2010 INDIVIDUAL STATISTICS

<b>RUSHING</b>						
<u>Player</u>	<u>G</u>	<u>Att.</u>	<u>Yds.</u>	<u>Avg.</u>	<u>TD</u>	<u>Yds./G</u>
Mike Harris	9	139	904	6.5	10	100.4
Casey Brockman	9	79	292	3.7	7	32.4
Duane Brady	11	79	288	3.6	7	26.2
<b>PASSING</b>						
<u>Player</u>	<u>G</u>	<u>Cmp.-Att.</u>	<u>Pct.</u>	<u>Yds.</u>	<u>TD/Int.</u>	<u>Avg.</u>
Casey Brockman	9	213-320	66.6	2442	15/6	271.3
Jeff Ehrhardt	11	132-193	68.4	995	6/3	90.5
<b>RECEIVING</b>						
<u>Player</u>	<u>G</u>	<u>No.</u>	<u>Yds.</u>	<u>Avg.</u>	<u>TD</u>	<u>Yds./G</u>
Marcus Harris	9	84	1057	12.6	9	117.4
Arthur Brackett	11	62	617	10.0	3	56.1
Rashad Daniels	11	52	545	10.5	1	49.5
Dexter Barnett	11	38	332	8.7	4	30.2
Daniel Ard	6	31	336	10.8	2	56.0
Mike Harris	9	28	166	5.9	1	18.4
<b>SCORING</b>						
<u>Player</u>	<u>G</u>	<u>TD</u>	<u>XPt.</u>	<u>FG</u>	<u>Pts.</u>	<u>Pts./G</u>
Kienan Cullen	11	-	44-48	15-23	89	8.1
Mike Harris	9	11	-	-	66	7.3
Marcus Harris	9	10	-	-	62	6.9
Casey Brockman	9	8	-	-	48	5.3
Duane Brady	11	7	-	-	42	3.8
<b>TACKLES</b>						
<u>Player</u>	<u>G</u>	<u>Solo</u>	<u>Asst.</u>	<u>Total</u>	<u>TFL</u>	<u>Sacks</u>
Brandon Wicks	11	34	39	73	2.0	0
Dontrell Johnson	11	42	25	67	7.5	0
Zach Kutch	11	31	34	65	9.0	1.0
Nathan Brinkley	11	43	19	62	4.0	0
Erik Fennell	11	33	27	60	1.0	0
<b>INTERCEPTIONS</b>						
<u>Player</u>	<u>G</u>	<u>No.</u>	<u>Yds.</u>	<u>Avg.</u>	<u>TD</u>	<u>PBU</u>
Nathan Brinkley	11	3	45	15.0	0	3
Dontrell Johnson	11	2	25	12.5	1	8
Brandon Wicks	11	1	0	0.0	0	3
Jesurun Kelly	2	1	77	77.0	1	0
Zach Kutch	11	1	16	16.0	0	2

Returning Players in Bold

## 2010 SCHEDULE AND RESULTS

<u>Date</u>	<u>Opponent</u>	<u>Result</u>	<u>Attendance</u>
9/2	at Kent State	L, 41-10	16,535
9/11	<b>Southeast Missouri*</b>	<b>L, 30-17</b>	<b>7,014</b>
9/18	at Central Arkansas	L, 21-20	12,088
9/25	<b>UT Martin*</b>	<b>W, 52-16</b>	<b>8,107</b>
10/2	at #4 Jacksonville State*	L, 40-34	14,812
10/9	<b>Missouri State</b>	<b>W, 72-59</b>	<b>7,806</b>
10/23	at Eastern Illinois*	W, 38-28	6,111
10/30	at Eastern Kentucky*	L, 28-21	11,600
11/6	<b>Tennessee Tech*</b>	<b>W, 44-13</b>	<b>4,114</b>
11/13	at Austin Peay*	W, 61-35	3,103
11/20	<b>Tennessee State</b>	<b>W, 28-23</b>	<b>2,904</b>

\* - Ohio Valley Conference Contest

Home Games in Bold



## TEAM RECORDS

### INDIVIDUAL RUSHING

#### Most Attempts

Game: 41 - Stevie Chaney vs. Austin Peay (2005)  
 Season: 276 - Don Clayton (1974)  
 Career: 557 - Don Clayton (1972-74)

#### Most Yards

Game: 310 - Stevie Chaney vs. Austin Peay (2005)  
 Season: 1,765 - Derrick Cullors (1995)  
 Career: 2,804 - Don Clayton (1972-74)

### INDIVIDUAL PASSING

#### Most Attempts

Game: 58 - Casey Brockman vs. Eastern Illinois (2010)  
 Season: 400 - Justin Fuente (1999)  
 Career: 1,148 - Michael Proctor (1986-89)

#### Most Completions

Game: 41 - Casey Brockman vs. Eastern Illinois (2010)  
 Season: 240 - Justin Fuente (1999)  
 Career: 649 - Stewart Childress (2000-04)

#### Most Yards

Game: 570 - Casey Brockman vs. Missouri State (2010)  
 Season: 3,497 - Justin Fuente (1999)  
 Career: 8,682 - Michael Proctor (1986-89)

### INDIVIDUAL RECEIVING

#### Most Receptions

Game: 16 - Harvey Tanner vs. Austin Peay (1967)  
 Season: 88 - Harvey Tanner (1967)  
 Career: 216 - Marcus Harris (2007-10)

#### Most Receiving Yards

Game: 255 - Harvey Tanner vs. Middle Tenn. (1967)  
 Season: 1,057 - Terrence Tillman (1999)  
 1,057 - Marcus Harris (2010)  
 Career: 2,471 - Marcus Harris (2007-10)

## YEAR-BY-YEAR RESULTS

YEAR	ALL	OVC	COACH	YEAR	ALL	OVC	COACH
1924	3-3-3	--	Irby Koffman	1968	7-2-1	5-2	Bill Furguson
1925	6-0-1	--	Carlisle Cutchin	1969	5-4-1	2-4-1	Bill Furguson
1926	5-2-1	--	Carlisle Cutchin	1970	4-6	1-6	Bill Furguson
1927	7-1-1	--	Carlisle Cutchin	1971	5-4-1	3-3-1	Bill Furguson
1928	9-0-1	--	Carlisle Cutchin	1972	4-6	2-5	Bill Furguson
1929	5-4	--	Carlisle Cutchin	1973	7-3	5-2	Bill Furguson
1930	5-4	--	Carlisle Cutchin	1974	9-2	5-2	Bill Furguson
1931	5-3-1	--	Ray Morgan	1975	4-5-1	3-3-1	Bill Furguson
1932	4-2-3	--	Roy Stewart	1976	5-6	4-3	Bill Furguson
1933	9-0	--	Roy Stewart	1977	6-5	4-3	Bill Furguson
1934	6-3	--	Roy Stewart	1978	4-7	1-5	Mike Gottfried
1935	3-5	--	Roy Stewart	1979	9-2-1	6-0	Mike Gottfried
1936	5-4	--	Roy Stewart	1980	9-2	5-2	Mike Gottfried
1937	8-1-1	--	Roy Stewart	1981	8-3	5-3	Frank Beamer
1938	6-2-1	--	Roy Stewart	1982	4-7	2-5	Frank Beamer
1939	4-4-1	--	Roy Stewart	1983	7-4	4-3	Frank Beamer
1940	4-3-2	--	Roy Stewart	1984	9-2	5-2	Frank Beamer
1941	4-3-2	--	Jim Moore	1985	7-3-1	5-2	Frank Beamer
1942	1-5-2	--	Roy Stewart	1986	7-4-1	6-1	Frank Beamer
1943	No Games Played			1987	6-5	3-3	Mike Mahoney
1944	5-2-0	--	Roy Stewart	1988	4-6	4-2	Mike Mahoney
1945	5-2-1	--	Roy Stewart	1989	6-4-1	3-3	Mike Mahoney
1946	5-5	--	Jim Moore	1990	2-9	1-5	Mike Mahoney
1947	6-3	--	Jim Moore	1991	3-8	1-6	Mike Mahoney
1948	9-1-1	3-1	Fred Fautot	1992	2-9	1-7	Mike Mahoney
1949	1-7-1	1-6	Fred Fautot	1993	4-7	4-4	Houston Nutt
1950	7-2-1	5-0-1	Fred Fautot	1994	5-6	4-4	Houston Nutt
1951	8-1	5-1	Fred Fautot	1995	11-1	8-0	Houston Nutt
1952	4-4	3-2	Fred Fautot	1996	11-2	8-0	Houston Nutt
1953	3-6	1-4	Fred Fautot	1997	7-4	5-2	Denver Johnson
1954	5-4	3-2	Fred Fautot	1998	7-4	5-2	Denver Johnson
1955	6-4	2-3	Fred Fautot	1999	7-4	5-2	Denver Johnson
1956	6-4	4-1	Jim Cullivan	2000	6-5	4-3	Joe Pannunzio
1957	3-5-1	1-3-1	Jim Cullivan	2001	4-6	2-4	Joe Pannunzio
1958	3-7	2-4	Jim Cullivan	2002	7-5	5-1	Joe Pannunzio
1959	0-10	0-6	Jim Cullivan	2003	4-8	3-5	Joe Pannunzio
1960	5-5	4-2	Don Shelton	2004	7-4	6-2	Joe Pannunzio
1961	4-6	2-4	Don Shelton	2005	2-9	0-7	Joe Pannunzio
1962	5-5	1-5	Don Shelton	2006	1-10	0-8	Matt Griffin
1963	5-5	3-4	Don Shelton	2007	2-9	1-7	Matt Griffin
1964	5-4-1	3-3-1	Don Shelton	2008	5-7	4-4	Matt Griffin
1965	2-6-2	1-4-2	Don Shelton	2009	3-8	2-6	Matt Griffin
1966	0-10	0-7	Don Shelton	2010	6-5	5-3	Chris Hatcher
1967	4-6	2-5	Bill Furguson				

### OVC Championships (8)

1948\*, 1950, 1951, 1979, 1986\*, 1995, 1996, 2002\*

\* Co Champions

### NCAA FCS Playoff Appearances (5)

1979, 1986, 1995, 1996, 2002



**Michael Proctor holds the Murray State records for career passing yardage (8,682) and career pass attempts (1,148).**

## ALL-TIME COACHES

Coach	Years	Overall Record	OVC Record	OVC Titles	Playoff Appearances
Irby Koffman	1924	3-3-3 (.500)	-	-	-
Carlisle Cutchin	1925-30	37-11-4 (.750)	-	-	-
Ray Morgan	1931	5-3-1 (.611)	-	-	-
Roy Stewart	1932-40, 42, 44-45	60-33-11 (.630)	-	-	-
Jim Moore	1941, 46-47	16-11-1 (.589)	-	-	-
Fred Fautot	1948-55	43-29-3 (.593)	23-19-1 (.547)	3	-
Jim Cullivan	1956-59	12-26-1 (.321)	7-14-1 (.341)	0	-
Don Shelton	1960-66	26-41-3 (.393)	14-29-3 (.333)	0	-
Bill Furguson	1967-77	60-49-4 (.549)	36-38-3 (.487)	0	-
Mike Gottfried	1978-80	22-11-1 (.662)	12-7 (.632)	1	1
Frank Beamer	1981-86	42-23-2 (.642)	27-16 (.628)	1	1
Mike Mahoney	1987-92	23-41-1 (.362)	13-26 (.333)	0	0
Houston Nutt	1993-96	31-16 (.660)	24-8 (.750)	2	2
Denver Johnson	1997-99	21-12 (.636)	15-6 (.714)	0	0
Joe Pannunzio	2000-05	30-37 (.448)	20-22 (.476)	1	1
Matt Griffin	2006-09	11-34 (.244)	7-25 (.219)	0	0
Chris Hatcher	2010-present	6-5 (.545)	5-3 (.625)	0	0



Houck Stadium (10,000) - Opened in 1930.



# SOUTHEAST MISSOURI STATE REDHAWKS



**Dr. Kenneth Dobbins**  
President



**Cindy Gannon**  
Interim Athletics Director



**Jeff Honza**  
Football Contact



**Tony Samuel**  
Head Coach

## 2011 SCHEDULE

<b>Sept. 3</b>	<b>Southern Illinois</b>	<b>6:00 p.m.</b>
	<i>Southeast leads 37-31-8; Last Meeting: SEMO won 24-21 (9/18/10)</i>	
<b>Sept. 17</b>	at Purdue (TV: BTN)	11:00 a.m.
	<i>First meeting</i>	
<b>Sept. 24</b>	at Tennessee Tech* (TV: WCTE)	7:00 p.m.
	<i>Tennessee Tech leads 11-8; Last Meeting: SEMO won 23-21 (9/25/10)</i>	
<b>Oct. 1</b>	<b>Eastern Illinois*</b>	<b>6:00 p.m.</b>
	<i>Eastern Illinois leads 13-5; Last Meeting: SEMO won 28-13 (10/2/10)</i>	
<b>Oct. 8</b>	at Tennessee State*	6:00 p.m.
	<i>Southeast Missouri leads 10-9; Last Meeting: SEMO won 19-17 (10/9/10)</i>	
<b>Oct. 15</b>	at Eastern Kentucky*	2:00 p.m.
	<i>Eastern Kentucky leads 18-3; Last Meeting: SEMO won 40-21 (10/23/10)</i>	
<b>Oct. 22</b>	<b>Austin Peay* (HC)</b>	<b>1:00 p.m.</b>
	<i>Southeast leads 9-6; Last Meeting: SEMO won 41-24 (10/16/10)</i>	
<b>Oct. 29</b>	at UT Martin* (TV: WLJT)	TBA
	<i>Southeast leads 14-12; Last Meeting: SEMO won 24-17 (10/30/10)</i>	
<b>Nov. 5</b>	<b>Central Methodist</b>	<b>1:00 p.m.</b>
	<i>First meeting</i>	
<b>Nov. 12</b>	<b>Jacksonville State*</b>	<b>1:00 p.m.</b>
	<i>Jacksonville State leads 10-5; Last Meeting: JSU won 29-27 (11/13/10)</i>	
<b>Nov. 19</b>	<b>Murray State*</b>	<b>1:00 p.m.</b>
	<i>Murray State leads 36-8-1; Last Meeting: SEMO won 30-17 (9/11/10)</i>	

\* Denotes Ohio Valley Conference Matchup  
**Home Games in Bold** HC - Homecoming  
 All Times Central and Subject to Change

## QUICK FACTS

### Basic Information

Location: ..... Cape Girardeau, Mo.  
 Enrollment: ..... 10,859  
 Founded: ..... 1873  
 Nickname: ..... Redhawks  
 Colors: ..... Red and Black  
 President: ..... Dr. Kenneth W. Dobbins  
 Interim Athletic Director: ..... Cindy Gannon  
 Stadium (Capacity): ..... Houck Stadium (10,000)  
 Surface: ..... FieldTurf

### Media Relations

Football Contact: ..... Jeff Honza  
 Office Phone: ..... (573) 651-2933  
 Cell Phone: ..... (618) 528-1145  
 Fax: ..... (573) 651-2810  
 Email: ..... jhonza@semo.edu  
 Web site: ..... GoSoutheast.com  
 Press Box Phone: ..... (573) 651-2191

### Team Information

Offense: ..... Multiple  
 Defense: ..... 4-3  
 Lettermen Returning/Lost: ..... 40/20  
 Offensive Starters Returning: ..... 3  
 Defensive Starters Returning: ..... 5  
 Specialist Starters Returning: ..... 2  
 2010 Record/OVC Record (Finish): ..... 9-3/7-1 (1st)  
 Postseason: .. FCS Playoffs 2nd Round (L, 37-17 at Eastern Washington)

All-Time Record/OVC Record: ..... 427-475-36 (.474)/54-97 (.358)  
 Joined OVC: ..... 1991  
 OVC Championships (Last): ..... 1 (2010)  
 NCAA FCS Playoff Appearances (Last): ..... 1 (2010)

**PRESEASON DEPTH CHART**

**OFFENSE**

<b>WR</b>	<b>83</b>	<b>Chantae Ahamefule</b>	<b>6-6</b>	<b>215</b>	<b>Sr.</b>
	80	D.J. Foster	6-4	185	So.
<b>OT</b>	<b>74</b>	<b>Evan Conrad</b>	<b>6-3</b>	<b>305</b>	<b>Jr.</b>
	78	Chris Watson	6-4	240	So.
<b>OG</b>	<b>69</b>	<b>Colt McCauley</b>	<b>6-1</b>	<b>255</b>	<b>Jr.</b>
	68	Armin Blagajcevic	6-3	290	Sr.
<b>C</b>	<b>73</b>	<b>Chris Duggins</b>	<b>6-2</b>	<b>310</b>	<b>Sr.</b>
	75	William Jelks	6-1	280	R-Fr.
<b>OG</b>	<b>61</b>	<b>Pete Niggemann</b>	<b>6-2</b>	<b>320</b>	<b>Jr.</b>
	73	Chris Duggins	6-2	310	Sr.
<b>OT</b>	<b>71</b>	<b>Dominic Maldonado</b>	<b>6-4</b>	<b>315</b>	<b>So.</b>
	66	Ben Schmidt	6-4	255	Fr.
<b>QB</b>	<b>18</b>	<b>Matt Scheible</b>	<b>6-1</b>	<b>200</b>	<b>Sr.</b>
	6	Tyler Peoples	6-1	180	R-Fr.
<b>RB</b>	<b>28</b>	<b>Renard Celestin</b>	<b>5-11</b>	<b>190</b>	<b>Jr.</b>
	3	Lennies McFerren	5-9	205	R-Fr.
<b>FB</b>	<b>30</b>	<b>Ron Coleman</b>	<b>5-11</b>	<b>250</b>	<b>R-Fr.</b>
	37	Josh Nicks	6-1	225	So.
<b>TE</b>	<b>84</b>	<b>Art Mueller</b>	<b>6-4</b>	<b>230</b>	<b>So.</b>
	88	Mike Cyliax	6-1	200	R-Fr.
<b>WR</b>	<b>81</b>	<b>Matt Bell</b>	<b>6-1</b>	<b>175</b>	<b>So.</b>
	4	Spencer Davis	5-8	175	R-Fr.

**DEFENSE**

<b>DE</b>	<b>94</b>	<b>Johnnie Morgan</b>	<b>6-2</b>	<b>255</b>	<b>Sr.</b>
	51	Steve Hendry	6-3	225	Sr.
<b>NT</b>	<b>99</b>	<b>Quinn Perry</b>	<b>5-10</b>	<b>290</b>	<b>Jr.</b>
	93	Charles Tillman	6-1	320	R-Fr.
<b>DT</b>	<b>51</b>	<b>Steve Hendry</b>	<b>6-3</b>	<b>225</b>	<b>Sr.</b>
	50	Taylor Ramsey	6-1	240	Jr.
<b>DE</b>	<b>42</b>	<b>Justin Love</b>	<b>6-4</b>	<b>205</b>	<b>Jr.</b>
	96	Courtney Brame	6-0	220	Sr.
<b>LB</b>	<b>5</b>	<b>Wisler Ymonice</b>	<b>6-0</b>	<b>205</b>	<b>So.</b>
		Elijah Jackson	6-1	200	R-Fr.
<b>LB</b>	<b>11</b>	<b>Blake Peiffer</b>	<b>6-1</b>	<b>225</b>	<b>Jr.</b>
	34	David Smart	6-1	236	R-Fr.
<b>LB</b>	<b>48</b>	<b>Philip Klaproth</b>	<b>6-1</b>	<b>225</b>	<b>Sr.</b>
	21	Ben Kargbo	6-1	210	So.
<b>CB</b>	<b>24</b>	<b>Kweku Arkorful</b>	<b>5-11</b>	<b>180</b>	<b>Sr.</b>
	31	Sheldon McCullough	5-9	195	Sr.
<b>CB</b>	<b>29</b>	<b>Cory Holmes</b>	<b>5-9</b>	<b>175</b>	<b>Sr.</b>
	7	Bradley Montgomery	6-1	185	So.
<b>FS</b>	<b>23</b>	<b>Tyler Brock</b>	<b>6-3</b>	<b>195</b>	<b>Jr.</b>
	22	Branen Spann	6-2	175	Jr.
<b>SS</b>	<b>9</b>	<b>Bryan Blanfort</b>	<b>6-1</b>	<b>190</b>	<b>Sr.</b>
	19	Kris Cottner	5-10	180	Sr.

**SPECIAL TEAMS**

<b>PK</b>	<b>33</b>	<b>Joe Vucic</b>	<b>6-1</b>	<b>190</b>	<b>So.</b>
	<b>36</b>	<b>Drew Geldbach</b>	<b>6-0</b>	<b>205</b>	<b>Jr.</b>
<b>P</b>	<b>33</b>	<b>Joe Vucic</b>	<b>6-1</b>	<b>190</b>	<b>So.</b>
	36	Drew Geldbach	6-0	205	Jr.
<b>LS</b>	<b>60</b>	<b>Brandon Gabbard</b>	<b>6-5</b>	<b>270</b>	<b>Jr.</b>
	34	David Smart	6-1	236	R-Fr.
<b>HO</b>	<b>18</b>	<b>Matt Scheible</b>	<b>6-1</b>	<b>200</b>	<b>Sr.</b>
	89	Aaron King	6-2	180	Sr.
<b>KR</b>	<b>4</b>	<b>Spencer Davis</b>	<b>5-8</b>	<b>175</b>	<b>R-Fr.</b>
	19	Kris Cottner	5-10	180	Sr.
<b>PR</b>	<b>4</b>	<b>Spencer Davis</b>	<b>5-8</b>	<b>175</b>	<b>R-Fr.</b>
	19	Kris Cottner	5-10	180	Sr.

**Returning Starters in Bold**

**Key Losses**

<b>RB</b>	<b>Henry Harris</b>	<i>All-American &amp; OVC POTY; 1,735 yards, 18 TD's</i>
<b>WR</b>	<b>Miles Edwards</b>	<i>25 catches, 317 yards</i>
<b>C</b>	<b>Sean Middleton</b>	<i>All-American; 1st Team All-OVC</i>
<b>OT</b>	<b>Frank Knights</b>	<i>All-American; 1st Team All-OVC</i>
<b>OG</b>	<b>Bryan Curry</b>	<i>1st Team All-OVC</i>

**PLAYERS TO WATCH**



**MATT SCHEIBLE**

**Senior • Quarterback**  
**6-1 • 200 • Washington, Mo.**

Preseason All-OVC selection...Named OVC first-team quarterback in 2010 after completing 109-of-182 passes (59.9%) for 1,246 yards and eight touchdowns (against only three interceptions) and carrying the ball 169 times for 887 yards and seven additional touchdowns...His 73.9 rushing yards/game ranked third overall in the OVC and 47th nationally...Quarterbacked a team that led all FCS teams in fewest interceptions thrown (3) as a team in 2010...Named OVC Offensive Player of the Week twice during the season...Passed for 140 yards and a touchdown and rushed for 134 yards in win over Murray State and passed for 177 yards and three touchdowns and rushed for 86 yards in win over Eastern Kentucky.



**EVAN CONRAD**

**Junior • Offensive Tackle**  
**6-3 • 305 • Columbia, Mo.**

Preseason All-OVC selection... Was one of four Redhawk offensive linemen (and the only non-senior) to be named first-team All-OVC last year (a first in league history one team had four first-team selections in the same year)...Rated among the Sports Network's FCS Preseason Top-10 offensive linemen...Made 12 starts at left tackle...Anchored the No. 3 rushing offense in the FCS and allowed only two sacks at his position last season...Graded out at 91 percent with 77 knockdowns.

**TEAM NOTES**

- Southeast Missouri enters the 2011 season as the defending Ohio Valley Conference Champion for the first time in school history. The Redhawks went 9-3 overall and 7-1 in OVC play en route to their first-ever conference title and NCAA Playoff appearance last season.

- Southeast was ranked 16th in the *Lindy's Magazine* Football Championship Subdivision Preseason Top-25 Poll. Lindy's also projected OL Evan Conrad as a second-team All-American and QB Matt Scheible as the OVC's Preseason Offensive Player of the Year.

- Senior QB Matt Scheible returns for his final season at Southeast. Scheible has made 24-consecutive starts under center and ranks among the school's single-season and career leaders in several categories. He currently has 3,382 passing yards and 1,628 rushing yards in his career. In 2010, Scheible became the first Southeast quarterback to earn first-team All-OVC honors after completing 109-of-182 passes for 1,246 yards and eight touchdowns. He also ranked second on the team in rushing with 887 yards and eight touchdowns on 169 carries.

- Tony Samuel sets to begin his sixth year as Southeast's head coach. Samuel signed a five-year contract extension through the 2016 season in February. Samuel was the Sports Network's Eddie Robinson National Coach of the Year, Ohio Valley Conference Coach of the Year and American Football Coaches Association Region 3 Coach of the Year in 2010.







*In his fifth season with Southeast Missouri State last year, Tony Samuel led the Redhawks to its first OVC Championship and first playoff berth (at any level) on his way to winning the Eddie Robinson Award as National Coach of the Year.*

# TONY SAMUEL

**HEAD COACH**

**6TH SEASON (14TH OVERALL)**

**56-92 CAREER RECORD**

**22-35 AT SOUTHEAST MISSOURI**

**Birthdate:** Nov. 14, 1955  
**Hometown:** Jersey City, N.J.  
**College:** Nebraska, 1981 (Education)  
**Family:** Wife - Tamara  
 Children - Travis, Serena, Phillip, Karisa, Terry

## Career Record

<u>Year</u>	<u>School</u>	<u>Overall</u>	<u>Conf. (Finish)</u>
1997	New Mexico State	2-9	0-5 (6th)
1998	New Mexico State	3-8	1-4 (6th)
1999	New Mexico State	6-5	3-3 (3rd-t)
2000	New Mexico State	3-8	1-4 (4th-t)
2001	New Mexico State	5-7	4-2 (3rd)
2002	New Mexico State	7-5	5-1 (2nd)
2003	New Mexico State	3-9	2-5 (7th)
2004	New Mexico State	5-6	4-3 (3rd-t)
2006	Southeast Missouri	4-7	2-6 (7th)
2007	Southeast Missouri	3-8	1-7 (7th-t)
2008	Southeast Missouri	4-8	2-6 (7th-t)
2009	Southeast Missouri	2-9	1-7 (8th)
2010	Southeast Missouri	9-3	7-1 (1st)

## CAREER HIGHLIGHTS

- After leading Southeast Missouri to a 9-3 overall record, 7-1 OVC mark and OVC Championship, a Top 10 national ranking and a berth in the FCS Playoffs, Samuel earned the Sports Network's Eddie Robinson Award which goes to the National Coach of the Year. He is the second coach from the OVC to earn the honor (following Houston Nutt in 1995).
- The playoff berth in 2010 was the first for the program at any level in its 104-year history of football. The team also reached as high as No. 7 in the polls before finishing the year ranked 13th.
- Samuel has a wealth of experience, both as a player and coach, to the profession. After a playing career under Tom Osborne at Nebraska (1974-77), Samuel was an assistant coach at Western Michigan (1982-83), Stanford (1984-85) and Nebraska (1998-96) before taking over the head coach duties at New Mexico State for eight years (1997-04). He was also an assistant coach at Purdue for one season (2005) before becoming head coach at Southeast Missouri.
- Samuel has participated in 15 Bowl Games as a player or coach. That includes the 1994 and 1995 Orange Bowls, where Nebraska won back-to-back national championships.
- As a player for the Cornhuskers, Samuel was a member of Osborne's first recruiting class and was a two-year starter at defensive end. He played in four bowl games (Sugar, Fiesta, Astro Bluebonnet and Liberty) and earned honorable mention All-Big Eight honors as a senior in 1977.
- In his tenure at NMSU, led the team to only its third winning season in 32 years with a 6-5 mark in 1999. Also helped the Aggies program set records for total and average attendance.
- Samuel was born in Trinidad, West Indies but moved to Jersey City, N.J. at age 10.

## ASSISTANT COACHES

- Asst. Head Coach/Offensive Coordinator:** ..... Tim McGuire  
 Alma Mater: .....Nebraska, 1975 (6th season)
- Defensive Coordinator/Linebackers:** .....Brian Mohnsen  
 Alma Mater: .....Nebraska, 1992 (1st season)
- Offensive Line:** .....Brian Boerboom  
 Alma Mater: .....Nebraska, 1992 (6th season)
- Tight Ends/Offensive Tackles/Recruiting:** .....Justin Kramer  
 Alma Mater: ..... Southern Illinois, 2005 (6th season)
- Running Backs/Special Teams:** .....Chris Norris  
 Alma Mater: ..... Nebraska-Omaha, 1999 (6th season)
- Wide Receivers:** .....Joel Beard  
 Alma Mater: ..... Wisconsin-Platteville, 1999 (1st season)
- Safeties:** ..... Nick Stauffer  
 Alma Mater: ..... Southeast Missouri, 2008 (3rd season)
- Cornerbacks:** ..... Cherokee Valeria  
 Alma Mater: .....Central Washington, 1999 (1st season)
- Graduate Assistant/Quarterbacks:** .....Tyler Hennes  
 Alma Mater: ..... Emporia State, 2007 (1st season)
- Defensive/Special Teams Assistant:** ..... Salim Powell  
 Alma Mater: ..... Southeast Missouri, 2009 (1st season)
- Director of Football Operations:** ..... Marvin Anderson  
 Alma Mater: ..... Southeast Missouri, 2009 (1st season)

## 2010 TEAM STATISTICS

	<u>SEMO</u>	<u>Opponent</u>				
<b>SCORING</b>	323	258				
Points Per Game	26.9	21.5				
<b>FIRST DOWNS</b>	240	228				
Rushing	172	114				
Passing	55	103				
Penalty	13	11				
<b>RUSHING YARDAGE</b>	3181	1828				
Yards Gained Rushing	3419	2066				
Yards Lost Rushing	238	238				
Rushing Attempts	632	438				
Average Per Rush	5.0	4.2				
Average Per Game	265.1	152.3				
TDs Rushing	31	17				
<b>PASSING YARDAGE</b>	1246	1977				
Att-Comp-Int	109-182-3	203-248-20				
Average Per Pass	6.8	5.7				
Average Per Catch	11.4	9.7				
Average Per Game	103.8	164.8				
TDs Passing	8	11				
<b>TOTAL OFFENSE</b>	4427	3805				
Total Plays	814	786				
Average Per Play	5.4	4.8				
Average Per Game	368.9	317.1				
<b>TIME OF POSSESSION/GAME</b>	32:09	27:51				
<b>3RD DOWN CONVERSIONS</b>	80/169	72/167				
3rd-Down Pct.	47%	43%				
<b>4TH DOWN CONVERSIONS</b>	13/18	13/22				
4th-Down Pct.	72%	59%				
<b>RED-ZONE SCORES</b>	40-51 (78%)	29-36 (81%)				
<b>RED-ZONE TOUCHDOWNS</b>	32-51 (63%)	21-36 (58%)				
<b>PAT-ATTEMPTS</b>	33-38 (87%)	30-31 (97%)				
<b>ATTENDANCE</b>	41,709	65,671				
Games/Avg. Per Game	5/8,342	7/9,382				
Neutral Site Games	-	0/0				
<b>SCORE BY QUARTERS</b>	<u>1st</u>	<u>2nd</u>	<u>3rd</u>	<u>4th</u>	<u>OT</u>	<u>Total</u>
Southeast Missouri	85	65	82	91	-	323
Opponents	70	50	79	59	-	258

## 2010 INDIVIDUAL STATISTICS

<b>RUSHING</b>						
<u>Player</u>	<u>G</u>	<u>Att.</u>	<u>Yds.</u>	<u>Avg.</u>	<u>TD</u>	<u>Yds./G</u>
Henry Harris	12	305	1735	5.7	18	144.6
<b>Matt Scheible</b>	12	169	887	5.2	7	73.9
Mike Jones	12	86	362	4.2	4	30.2
Miles Edwards	12	14	97	6.9	1	8.1
<b>PASSING</b>						
<u>Player</u>	<u>G</u>	<u>Comp.-Att.</u>	<u>Pct.</u>	<u>Yds.</u>	<u>TD/Int.</u>	<u>Avg.</u>
<b>Matt Scheible</b>	12	109-182	59.9	1246	8/3	103.8
<b>RECEIVING</b>						
<u>Player</u>	<u>G</u>	<u>No.</u>	<u>Yds.</u>	<u>Avg.</u>	<u>TD</u>	<u>Yds./G</u>
<b>Chantae Ahamefule</b>	12	26	357	13.7	1	29.8
Miles Edwards	12	25	317	12.7	0	26.4
Henry Harris	12	19	183	9.6	1	15.2
<b>Cedric Cox</b>	12	13	122	9.4	2	10.2
<b>SCORING</b>						
<u>Player</u>	<u>G</u>	<u>TD</u>	<u>Xpt.</u>	<u>FG</u>	<u>Pts.</u>	<u>Pts./G</u>
Henry Harris	12	19	-	-	114	9.5
<b>Drew Geldbach</b>	12	-	33-38	12-17	69	5.8
<b>Matt Scheible</b>	12	7	-	-	44	3.7
Mike Jones	12	4	-	-	24	2.0
Nathan Grass	12	3	-	-	18	1.5
<b>TACKLES</b>						
<u>Player</u>	<u>G</u>	<u>Solo</u>	<u>Asst.</u>	<u>Total</u>	<u>TFL</u>	<u>Sacks</u>
Joshua Jackson	12	49	36	85	3.5	1.0
Justin Woodlief	11	45	32	77	0.5	0
Aaron Grimes	12	42	24	66	2.5	0
Aris Bowen	12	36	29	65	3.0	0
<b>Blake Peiffer</b>	12	29	30	59	1.0	0
<b>INTERCEPTIONS</b>						
<u>Player</u>	<u>G</u>	<u>No.</u>	<u>Yds.</u>	<u>Avg.</u>	<u>TD</u>	<u>PBU</u>
<b>Tylor Brock</b>	12	6	174	29.0	2	3
Justin Woodlief	11	4	60	15.0	0	1
Abraham Woodard	11	2	14	7.0	0	4
Aaron Grimes	12	2	0	0.0	0	6
<b>Darrick Borum</b>	12	2	37	18.5	0	3

Returning Players in Bold



## 2010 SCHEDULE AND RESULTS

<u>Date</u>	<u>Opponent</u>	<u>Result</u>	<u>Attendance</u>
9/2	at Ball State	L, 27-10	10,753
9/11	at Murray State*	W, 30-17	7,014
9/18	at Southern Illinois	W, 24-21	13,078
<b>9/25</b>	<b>Tennessee Tech*</b>	<b>W, 23-21</b>	<b>8,732</b>
10/2	at Eastern Illinois*	W, 28-13	8,007
<b>10/9</b>	<b>Tennessee State*</b>	<b>W, 19-17</b>	<b>10,316</b>
10/16	at Austin Peay*	W, 41-24	2,917
<b>10/23</b>	<b>Eastern Kentucky*</b>	<b>W, 40-21</b>	<b>6,022</b>
<b>10/30</b>	<b>UT Martin*</b>	<b>W, 24-17</b>	<b>11,126</b>
<b>11/6</b>	<b>Southwest Baptist</b>	<b>W, 40-14</b>	<b>5,513</b>
11/13	at #6 Jacksonville State*	L, 29-27	20,237
12/4	at #1 Eastern Washington #	L, 37-17	3,665

\* - Ohio Valley Conference Contest

# - FCS Playoffs

Home Games in Bold

## TEAM RECORDS

### INDIVIDUAL RUSHING

#### Most Attempts

Game: 40 - Kelvin Anderson vs. Austin Peay (1993)  
 Season: 305 - Henry Harris (2010)  
 Career: 637 - Walter Smallwood (1965-68)

#### Most Yards

Game: 293 - Henry Harris vs. SW Baptist (2010)  
 Season: 1,735 - Henry Harris (2010)  
 Career: 3,392 - Kelvin Anderson (1992-94)

### INDIVIDUAL PASSING

#### Most Attempts

Game: 63 - Mke Haley vs. Kent State (2005)  
 Season: 466 - Andrew Goodenough (2004)  
 Career: 885 - Jason Liley (1989-92)

#### Most Completions

Game: 34 - Andrew Goodenough vs. EIU (2004)  
 34 - Mike Haley vs. Kent State (2005)  
 Season: 279 - Andrew Goodenough (2004)  
 Career: 556 - Jason Liley (1989-92)

#### Most Yards

Game: 429 - Jack Tomco vs. UT Martin (2002)  
 Season: 3,132 - Jack Tomco (2002)  
 Career: 6,179 - Jason Liley (1989-92)

### INDIVIDUAL RECEIVING

#### Most Receptions

Game: 14 - Farron Haley vs. Lincoln (1989)  
 Season: 87 - Willie Ponder (2002)  
 Career: 181 - Darrell Philon (1988-91)

#### Most Receiving Yards

Game: 211 - Art Miller vs. Evansville (1969)  
 Season: 1,453 - Willie Ponder (2002)  
 Career: 2,543 - Willie Ponder (2001-02)



**Henry Harris was named an All-American and OVC Offensive Player of the Year after a record-breaking season in 2010. Harris set the Redhawks single season rushing record with 1,735 yards, the fourth-highest mark in OVC history.**

## YEAR-BY-YEAR RESULTS

YEAR	ALL	OVC	COACH	YEAR	ALL	OVC	COACH
1904	2-0	--	--	1958	7-1-1	--	Kenneth Knox
1905	2-1	--	--	1959	7-2	--	Kenneth Knox
1906	2-3-1	--	--	1960	6-4	--	Kenneth Knox
1907	1-3	--	--	1961	5-5	--	Kenneth Knox
1908	0-3	--	--	1962	7-3	--	Kenneth Knox
1909	1-1	--	--	1963	4-6	--	Kenneth Knox
1910	1-1	--	--	1964	5-5	--	Kenneth Knox
1911	2-2	--	--	1965	2-8	--	Kenneth Knox
1912	2-2	--	--	1966	5-5	--	Kenneth Knox
1913	1-3-1	--	--	1967	8-2	--	Kenneth Knox
1914	No games played			1968	6-4	--	Tom Thrower
1915	2-4	--	F. Courleaux	1969	8-2	--	Tom Thrower
1916	4-5	--	F. Courleaux	1970	5-5	--	Tom Thrower
1917	2-2-1	--	F. Courleaux	1971	7-3-1	--	Tom Thrower
1918	2-0	--	F. Courleaux	1972	5-4-1	--	Tom Thrower
1919	2-4	--	F. Courleaux	1973	6-4	--	Tom Thrower
1920	0-4	--	F. Courleaux	1974	7-4	--	Jim Lohr
1921	1-4-2	--	F. Courleaux	1975	7-4	--	Jim Lohr
1922	5-2-1	--	F. Courleaux	1976	7-3-1	--	Jim Lohr
1923	4-3	--	F. Courleaux	1977	7-3-1	--	Jim Lohr
1924	3-5	--	F. Courleaux	1978	6-5	--	Jim Lohr
1925	4-2-2	--	F. Courleaux	1979	6-4-1	--	Jim Lohr
1926	0-6-1	--	F. Courleaux	1980	4-7	--	Jim Lohr
1927	1-5-2	--	F. Courleaux	1981	2-9	--	Jim Lohr
1928	1-5-1	--	F. Courleaux	1982	5-5-1	--	Jim Lohr
1929	3-3-1	--	F. Courleaux	1983	1-9	--	Jim Lohr
1930	1-6-1	--	George Flamank	1984	1-10	--	Bob Smith
1931	2-8	--	George Flamank	1985	4-7	--	Bob Smith
1932	2-6-1	--	Abe Stuber	1986	6-5	--	Bob Smith
1933	5-3-1	--	Abe Stuber	1987	6-4-1	--	Bob Smith
1934	8-1	--	Abe Stuber	1988	6-4	--	Bill Maskill
1935	7-2	--	Abe Stuber	1989	7-4	--	Bill Maskill
1936	4-5	--	Abe Stuber	1990	7-3	--	John Mumford
1937	9-0	--	Abe Stuber	1991	3-8	3-4	John Mumford
1938	3-5	--	Abe Stuber	1992	2-9	2-6	John Mumford
1939	5-3-1	--	Abe Stuber	1993	3-8	2-6	John Mumford
1940	4-5-1	--	Abe Stuber	1994	7-5	5-3	John Mumford
1941	4-4-1	--	Abe Stuber	1995	5-6	5-3	John Mumford
1942	6-2	--	Abe Stuber	1996	3-8	3-5	John Mumford
1943	4-2	--	Abe Stuber	1997	4-7	1-6	John Mumford
1944	3-4	--	Abe Stuber	1998	3-8	2-5	John Mumford
1945	No games played			1999	3-8	2-5	John Mumford
1946	8-0-1	--	Abe Stuber	2000	3-8	1-6	Tim Billings
1947	2-6-1	--	Wayne Goddard	2001	4-7	1-5	Tim Billings
1948	0-7-2	--	Wayne Goddard	2002	8-4	4-2	Tim Billings
1949	2-7	--	Wayne Goddard	2003	5-7	5-3	Tim Billings
1950	4-5-1	--	Wayne Goddard	2004	3-8	3-5	Tim Billings
1951	2-5-1	--	Wayne Goddard	2005	2-9	2-6	Tim Billings
1952	4-4	--	Kenneth Knox	2006	4-7	2-6	Tony Samuel
1953	4-3-2	--	Kenneth Knox	2007	3-8	1-7	Tony Samuel
1954	7-2	--	Kenneth Knox	2008	4-8	2-6	Tony Samuel
1955	9-0	--	Kenneth Knox	2009	2-9	1-7	Tony Samuel
1956	2-7	--	Kenneth Knox	2010	9-3	7-1	Tony Samuel
1957	6-2-1	--	Kenneth Knox				

### OVC Championships (1)

2010

### NCAA FCS Playoff Appearances (1)

2010

## ALL-TIME COACHES

Coach	Years	Overall Record	OVC Record	OVC Titles	Playoff Appearances
F. Courleaux	1915-29	34-53-11 (.347)	-	-	-
George Flamank	1930-31	3-14-1 (.166)	-	-	-
Abe Stuber	1932-46	72-46-6 (.600)	-	-	-
Wayne Goddard	1947-51	10-30-5 (.222)	-	-	-
Kenneth Knox	1952-67	89-58-4 (.583)	-	-	-
Tom Thrower	1968-73	32-22-2 (.607)	-	-	-
Jim Lohr	1974-83	52-53-4 (.477)	-	-	-
Bob Smith	1984-87	17-26-1 (.386)	-	-	-
Bill Maskill	1988-89	13-8-0 (.619)	-	-	-
John Mumford	1990-99	40-70 (.364)	25-43 (.368)	0	0
Tim Billings	2000-05	25-43 (.321)	16-27 (.372)	0	0
Tony Samuel	2006-present	22-35 (.386)	13-27 (.325)	1	1



LP Field (67,800) - TSU Began Playing There in 1999.



TENNESSEE STATE  
TIGERS



Dr. Portia Holmes Shields  
Interim President



Teresa Phillips  
Athletics Director



Wallace Dooley, Jr.  
Football Contact



Rod Reed  
Head Coach

2011 SCHEDULE

<b>Sept. 3</b>	<b>Southern #</b>	<b>3:00 p.m.</b>
<i>Tennessee St. leads 26-12-2; Last Meeting: Southern won 21-17 (9/19/09)</i>		
Sept. 10	vs. Jackson State \$	6:00 p.m.
<i>Tennessee State leads 23-19-2; Last Meeting: JSU won 33-26 (9/11/10)</i>		
Sept. 17	at Murray State*	6:00 p.m.
<i>Series tied 11-11; Last Meeting: Murray State won 28-23 (11/20/10)</i>		
Sept. 24	at Air Force (TV: The Mtn.)	2:00 p.m.
<i>First meeting</i>		
Oct. 1	at Austin Peay*	6:00 p.m.
<i>Tennessee State leads 8-5; Last Meeting: APSU won 26-23 (9/18/10)</i>		
<b>Oct. 8</b>	<b>Southeast Missouri*</b>	<b>6:00 p.m.</b>
<i>Southeast Missouri leads 10-9; Last Meeting: SEMO won 19-17 (10/9/10)</i>		
Oct. 15	at Tennessee Tech* (TV: WCTE)	7:00 p.m.
<i>Tennessee State leads 13-10; Last Meeting: TTU won 21-10 (10/23/10)</i>		
Oct. 22	at Eastern Kentucky*	2:00 p.m.
<i>Eastern Kentucky leads 19-4; Last Meeting: TSU won 20-17 (10/10/09)</i>		
Nov. 5	at Eastern Illinois* (TV: WEIU)	1:30 p.m.
<i>Eastern Illinois leads 8-6; Last Meeting: EIU won 31-28 in OT (11/6/10)</i>		
<b>Nov. 12</b>	<b>UT Martin* (HC)</b>	<b>5:00 p.m.</b>
<i>Tennessee State leads 13-7; Last Meeting: UTM won 37-0 (11/13/10)</i>		
<b>Nov. 19</b>	<b>Jacksonville State*</b>	<b>2:00 p.m.</b>
<i>Jacksonville State leads 5-1; Last Meeting: JSU won 24-0 (10/16/10)</i>		

\* Denotes Ohio Valley Conference Matchup  
**Home Games in Bold** HC - Homecoming  
 All Times Central and Subject to Change  
 # - John Merritt Classic (Nashville, Tenn.)  
 \$ - Southern Heritage Classic (Memphis, Tenn.)

QUICK FACTS

<b>Basic Information</b>	
Location:	Nashville, Tenn.
Enrollment:	8,824
Founded:	1912
Nickname:	Tigers
Colors:	Royal Blue and White
Interim President:	Dr. Portia Holmes Shields
Athletic Director:	Teresa Phillips
Stadium (Capacity):	LP Field (67,800)
Surface:	Natural Grass
<b>Media Relations</b>	
Football Contact:	Wallace Dooley, Jr.
Office Phone:	(615) 963-5674
Cell Phone:	(615) 516-6858
Fax:	(615) 963-7589
Email:	wdooley@tnstate.edu
Web site:	www.TSUTigers.com
Press Box Phone:	(615) 565-4450
<b>Team Information</b>	
Offense:	Spread/Pro Style
Defense:	4-3
Lettermen Returning/Lost:	38/27
Offensive Starters Returning:	9
Defensive Starters Returning:	6
Specialist Starters Returning:	5
2010 Record/OVC Record (Finish):	3-8/0-7 (8th/tie)
Postseason:	none
All-Time Record/OVC Record:	579-272-26 (.675)/75-88 (.460)
Joined OVC:	1988
OVC Championships (Last):	2 (1999)
NCAA FCS Playoff Appearances (Last):	4 (1999)

### PRESEASON DEPTH CHART

<b>OFFENSE</b>				
WR	1	<b>Calvin McNair</b>	5-10 185	Sr.
	16	Wesley Samuels	6-4 210	So.
WR	6	Travis James	6-0 175	Jr.
	11	Devin Wilson	6-3 195	So.
OT	60	<b>Sherman Carter</b>	6-3 310	Jr.
	65	DeMardre Dean	6-4 380	Sr.
OG	78	<b>Justin Ridgeway</b>	6-3 316	Sr.
	70	Robert Myers	6-5 310	So.
C	71	<b>Brent Davis</b>	6-3 310	Sr.
	64	Troy Jones	6-3 305	So.
OG	63	<b>Anthony Woods</b>	6-3 300	Jr.
	61	John Currie	6-2 330	Fr.
OT	73	<b>Kadeem Edwards</b>	6-5 330	So.
	72	Brandon Rogers	6-3 320	R-Fr.
QB	7	<b>Jeremy Perry</b>	6-2 215	Sr.
	12	Mike German	6-2 215	R-Fr.
RB	32	<b>Dante' Thomas</b>	5-10 200	Sr.
	35	Jeremy Coffee	5-11 210	R-Fr.
RB	2	Trabis Ward	5-9 200	So.
	29	Ryan Berry	5-4 175	Jr.
TE	10A	<b>London Davis</b>	6-1 245	Jr.
	80	JeMarc Sears	6-2 230	R-Fr.

<b>DEFENSE</b>				
DE	95	<b>Lamar Wallace</b>	6-3 270	Sr.
	52	Tyler Lusk	6-2 240	Jr.
DT	97	Mike Murphy	6-3 320	Jr.
	86	Lawrence Peterson	6-2 240	So.
DT	79	<b>Donte'e Nichols</b>	6-1 315	Jr.
	54	Jack Ndem	6-2 245	Fr.
DE	88	Tim Pruitt	6-2 240	So.
	99	D.J. McCellion	5-11 300	R-Fr.
LB	10B	<b>John Jones, Jr.</b>	6-2 215	R-Sr.
	40	Jarron Guthrie	6-1 205	So.
LB	47	<b>Rico Council</b>	6-0 256	Sr.
	31	Detorrius Shipley	6-3 230	Fr.
LB	8	<b>Wilson Robinson</b>	6-2 220	So.
	42	Nick Thrasher	6-2 240	Fr.
CB	4	Rayshawn Weatherspoon	6-1 177	R-So.
	28	David Van Dyke	6-0 180	So.
CB	20	Dare Ayoola	5-10 175	R-Fr.
	22	Steven Godbolt III	6-0 170	R-Fr.
FS	45	Justin Bather	6-0 175	Jr.
	23	Bryce Wilson	5-11 190	R-Fr.
SS	19	<b>Joseph Wylie</b>	6-2 215	Sr.
	27	Harold Watson	6-1 205	R-Fr.

<b>SPECIAL TEAMS</b>				
PK	39	Matt Moseley	5-11 170	Fr.
P	43	<b>Jamin Godfrey</b>	6-0 180	So.
LS	56	Aaron Woods	6-1 230	Fr.
HO	12	Mike German	6-2 215	R-Fr.
KR	29	Ryan Berry	5-4 175	Jr.
	4	Rayshawn Weatherspoon	6-1 177	R-So.
PR	6	<b>Travis James</b>	6-0 175	Jr.
	83	Jeremy Pryor	6-3 175	So.

**Returning Starters in Bold**

**Key Losses**

- DB Eugene Clifford  
*All-American; 83 tackles, 4 INT's, 10 PBU, 2 FF*
- RB Preston Brown  
*2nd-Team All-OVC; 125 carries, 760 yards, 6 TD's*
- WR Joseph Hills  
*40 catches, 462 yards, 4 TD's*
- DB Marquez Hall  
*46 tackles, 3.0 TFL, 2.0 sacks, 1 INT, 9 PBU*

### PLAYERS TO WATCH



#### **RICO COUNCIL** Senior • Linebacker 6-0 • 256 • Chattanooga, Tenn.

OVC Preseason Co-Defensive Player of the Year...Was a second-team All-OVC selection as a junior (2010) after registering 79 tackles (39 solo), 6.0 tackles-for-loss and 4.0 sacks during the year...Had a career-best 15 tackles (6 solo) in game against nationally-ranked Southeast Missouri (Oct. 9) which earned him OVC Defensive Player of the Week honor...Had nine tackles in season-opening win over Alabama A&M...Had two sacks and seven total tackles against Florida A&M in Atlanta Football Classic...Added six tackles and 1.5 sacks in win over North Carolina A&T in Circle City Classic in Indianapolis...As a sophomore was second on the team in tackles (63).



#### **DANTE' THOMAS** Senior • Running Back 5-10 • 200 • Dallas, Texas

Preseason All-OVC selection...Ranked tied for fourth in the OVC last season with a 72.1 rushing yards/game average...Finished the season with 155 carries for 793 yards (5.1 ypc) and six touchdowns including a long run of 51 yards...Had a season-high 186 yards on 24 carries and scored two touchdowns in the Tigers victory over North Carolina A&T in the Circle City Classic at Lucas Oil Stadium in Indianapolis; also caught a pass for 16 yards in that game to finish with 202 all-purpose yards...Followed that game with 118 yards on the ground against nationally-ranked Southeast Missouri...Rushed for over 300 yards in each his freshman and sophomore seasons.

### TEAM NOTES

- The Tigers are fielding their 96th varsity football team this season and are playing in the Ohio Valley Conference for the 24th season. The Tigers have won 14 Black College National Championships over the years - 1946, 1947, 1954, 1956, 1965, 1966, 1970, 1971, 1973, 1979, 1982.

- Tennessee State plays its home games in one of the finest facilities in all the country - LP Field, home of the NFL's Tennessee Titans. With a capacity of 67,800, it is the largest home facility used by a Football Championship Subdivision (FCS) team. The 2011 season marks the 13th year of play at LP Field (formerly The Coliseum) for TSU.

- Tennessee State has a long history of producing NFL talent, including former All-Pro players Richard Dent (Chicago Bears) and Ed "Too Tall" Jones (Dallas Cowboys). More recent NFL players include Randy Fuller - who played in Super Bowl XXX with Pittsburgh and Super Bowl XXXII with Atlanta - and Anthony Pleasant, who played with New England in both Super Bowl XXXV and XXXVII. In 2008, Dominique Rodgers-Cromartie was taken by Arizona with the 16th pick of the first round and went on to be a starter at cornerback in Super Bowl XLIII.





# ROD REED

**HEAD COACH**

**2ND SEASON**

**3-8 CAREER RECORD**

**Birthdate:** September 15, 1966  
**Hometown:** Marshall, Texas  
**College:** Tennessee State, 1989 (Health & Physical Ed.)  
**Family:** Wife - Tamika  
 Children - Terry, Takara, Briah, Marcel

**Career Record**

<u>Year</u>	<u>School</u>	<u>Overall</u>	<u>Conf. (Finish)</u>
2010	Tennessee State	3-8	0-7 (8th-t)

*Rod Reed was named head coach at Tennessee State on Dec. 18, 2009. He took over after having spent seven seasons on the Tigers staff, including most recently as the associate head coach and defensive coordinator in 2009. He is currently one of two OVC football coaches (APSU's Rick Christophel being the other) to be coaching at his alma mater.*

## CAREER HIGHLIGHTS

- Prior to being named the 22nd head coach in Tennessee State football history, Reed served as an assistant coach for two years and defensive coordinator for five years on the Tiger staff.
- As a recruiter for the Tigers, Reed was responsible for bringing several key players to campus, including running back Javaris Williams (a seventh round NFL pick in 2009) and Dominique Rodgers-Cromartie (a first round NFL pick in 2008).
- Reed got his coaching start at Prairie View A&M in 1991, and followed that up with jobs at Bethune-Cookman (1992-96), Seabreeze High School (1996-2000) and East Texas Baptist (2000-03) where he was the defensive coordinator at the school which is located in his hometown of Marshall, Texas.
- Reed was a four-year letterwinner as a linebacker at Tennessee State (1984-88) and concluded his career by being named a Sheridan All-American during his senior season. Along the way he set the TSU record for career tackles (406) and tackles in a season (197); both marks still stand in the Tiger record book. In 1986 Reed led TSU to the second round of the I-AA playoffs and was selected the team's MVP in each 1987 and 1988.
- Reed is the son of the late Robert Reed, Jr., an All-American at Tennessee State in 1963 and 1964 who later went on to play with the Washington Redskins.

## ASSISTANT COACHES

- Offensive Coordinator/Wide Receivers:** .....Mike Jones  
 Alma Mater: ..... Tennessee State, 1983 (2nd season)
- Co-Defensive Coordinator/Defensive Ends:** .....Justin Roberts  
 Alma Mater: ..... Missouri Southern, 1996 (1st season)
- Co-Defensive Coordinator/Defensive Tackles:** .....Osita Alaribe  
 Alma Mater: ..... North Carolina A&T, 2004 (3rd season)
- Pass Game Coordinator/Quarterbacks:** .....Jeff Parker  
 Alma Mater: ..... Bethune-Cookman, 1994 (2nd season)
- Running Backs:** .....Kevin Mashack  
 Alma Mater: ..... Tennessee State, 2007 (2nd season)
- Offensive Line:** .....Steven Smith  
 Alma Mater: ..... (1st season)
- Tight Ends:** .....Kenny Ray  
 Alma Mater: ..... Southern Miss, 1995 (1st season)
- Linebackers:** .....Jerrell Cogmon  
 Alma Mater: ..... Bethune-Cookman, 2000 (2nd season)
- Cornerbacks/Special Teams:** .....Anthony Blevins  
 Alma Mater: ..... UAB, 1998 (3rd season)
- Safeties:** .....Ed Sanders  
 Alma Mater: ..... Tennessee State, 2000 (2nd season)



## 2010 TEAM STATISTICS

	<u>TSU</u>	<u>Opponent</u>				
<b>SCORING</b>	220	258				
Points Per Game	20.0	23.5				
<b>FIRST DOWNS</b>	211	191				
Rushing	104	90				
Passing	82	82				
Penalty	25	19				
<b>RUSHING YARDAGE</b>	2090	1683				
Yards Gained Rushing	2339	2025				
Yards Lost Rushing	249	342				
Rushing Attempts	428	400				
Average Per Rush	4.9	4.2				
Average Per Game	190.0	153.0				
TDs Rushing	17	15				
<b>PASSING YARDAGE</b>	1820	2081				
Att-Comp-Int	159-310-9	165-308-10				
Average Per Pass	5.9	6.8				
Average Per Catch	11.4	12.6				
Average Per Game	165.5	189.2				
TDs Passing	10	19				
<b>TOTAL OFFENSE</b>	3910	3764				
Total Plays	738	708				
Average Per Play	5.3	5.3				
Average Per Game	355.5	342.2				
<b>TIME OF POSSESSION/GAME</b>	32:12	29:10				
<b>3RD DOWN CONVERSIONS</b>	55/155	52/150				
3rd-Down Pct.	35%	35%				
<b>4TH DOWN CONVERSIONS</b>	4/13	7/18				
4th-Down Pct.	31%	39%				
<b>RED-ZONE SCORES</b>	31-44 (70%)	27-37 (73%)				
<b>RED-ZONE TOUCHDOWNS</b>	23-44 (52%)	22-37 (59%)				
<b>PAT-ATTEMPTS</b>	23-28 (82%)	27-32 (84%)				
<b>ATTENDANCE</b>	59,444	31,579				
Games/Avg. Per Game	4/14,861	4/7,895				
Neutral Site Games	-	3/44,702				
<b>SCORE BY QUARTERS</b>	<u>1st</u>	<u>2nd</u>	<u>3rd</u>	<u>4th</u>	<u>OT</u>	<u>Total</u>
Tennessee State	60	79	45	36	0	220
Opponents	28	87	72	68	3	258

## 2010 INDIVIDUAL STATISTICS

<b>RUSHING</b>						
<u>Player</u>	<u>G</u>	<u>Att.</u>	<u>Yds.</u>	<u>Avg.</u>	<u>TD</u>	<u>Yds./G</u>
Dante' Thomas	11	155	793	5.1	6	72.1
Preston Brown	5	125	760	6.1	6	152.0
Terrance Wright	11	82	487	5.9	4	44.3
<b>PASSING</b>						
<u>Player</u>	<u>G</u>	<u>Cmp.-Att.</u>	<u>Pct.</u>	<u>Yds.</u>	<u>TD/Int.</u>	<u>Avg.</u>
Jeremy Perry	9	131-244	53.7	1469	9/6	163.2
Dominic Grooms	7	25-28	43.1	334	1/2	47.7
<b>RECEIVING</b>						
<u>Player</u>	<u>G</u>	<u>No.</u>	<u>Yds.</u>	<u>Avg.</u>	<u>TD</u>	<u>Yds./G</u>
Joseph Hills	11	40	462	11.6	4	42.0
Calvin McNairl	11	34	429	12.6	4	39.0
Jeremy Pryor	11	27	288	10.7	0	26.2
Travis James	9	16	211	13.2	0	23.4
Devin Wilson	5	10	114	11.4	0	22.8
<b>SCORING</b>						
<u>Player</u>	<u>G</u>	<u>TD</u>	<u>XPt.</u>	<u>FG</u>	<u>Pts.</u>	<u>Pts./G</u>
Jamin Godfrey	11	-	21-24	9-18	48	4.4
Preston Brown	5	7	-	-	42	8.4
Dante' Thomas	11	6	-	-	36	3.3
Calvin McNairl	11	5	-	-	30	2.7
Terrance Wright	11	4	-	-	24	2.2
Joseph Hills	11	4	-	-	24	2.2
<b>TACKLES</b>						
<u>Player</u>	<u>G</u>	<u>Solo</u>	<u>Asst.</u>	<u>Total</u>	<u>TFL</u>	<u>Sacks</u>
Eugene Clifford	11	44	39	83	1.0	0.5
Rico Council	11	39	40	79	6.0	4.0
Sidney Tarver	11	42	20	62	7.5	3.5
Lamar Wallace	11	17	30	47	5.5	3.0
Marquez Hall	11	37	9	46	3.0	2.0
<b>INTERCEPTIONS</b>						
<u>Player</u>	<u>G</u>	<u>No.</u>	<u>Yds.</u>	<u>Avg.</u>	<u>TD</u>	<u>PBU</u>
Eugene Clifford	11	4	47	11.8	0	10
Brandon Bather	11	2	59	29.5	0	9

Returning Players in Bold



## 2010 SCHEDULE AND RESULTS

<u>Date</u>	<u>Opponent</u>	<u>Result</u>	<u>Attendance</u>
9/4	Alabama A&M \$	W, 27-14	22,607
9/11	vs. Jackson State #	L, 33-26	44,688
9/18	Austin Peay*	L, 26-23	8,502
9/25	vs. Florida A&M %	W, 29-18	54,202
10/2	vs. North Carolina A&T !	W, 37-7	35,217
10/9	at #25 Southeast Missouri*	L, 19-17	10,316
10/16	at #3 Jacksonville State*	L, 24-0	15,218
10/23	Tennessee Tech*	L, 21-10	6,739
11/6	Eastern Illinois*	L, 31-28 (OT)	21,596
11/13	at UT Martin*	L, 37-0	3,141
11/20	at Murray State*	L, 28-23	2,904

\* - Ohio Valley Conference Contest **Home Games in Bold**  
 \$ - John Merritt Classic (Nashville, Tenn.)  
 # - Southern Heritage Classic (Memphis, Tenn.)  
 % - Atlanta Football Classic (Atlanta, Ga.)  
 ! - Circle City Classic (Indianapolis, Ind.)

## TEAM RECORDS

### INDIVIDUAL RUSHING

#### Most Attempts

Game: 38 - Darron Davis vs. Austin Peay (1993)  
 38 - Charles Anthony vs. Murray St. (2003)  
 Season: 322 - Charles Anthony (2003)  
 Career: 910 - Charles Anthony (2001-04)

#### Most Yards

Game: 285 - Charles Anthony vs. Samford (2004)  
 Season: 1,739 - Charles Anthony (2004)  
 Career: 5,057 - Charles Anthony (2001-04)

### INDIVIDUAL PASSING

#### Most Attempts

Game: 55 - Brian Ransom vs. Chattanooga (1981)  
 Season: 395 - Gilbert Renfroe (1985)  
 Career: 1,100 - Joe Adams (1977-80)

#### Most Completions

Game: 36 - Brian Ransom vs. Chattanooga (1981)  
 Season: 221 - Brian Ransom (1981)  
 Career: 604 - Joe Adams (1977-80)

#### Most Yards

Game: 491 - Leon Murray vs. Murray State (1998)  
 Season: 3,182 - Brian Ransom (1981)  
 Career: 8,653 - Joe Adams (1977-80)

### INDIVIDUAL RECEIVING

#### Most Receptions


Game: 13 - Tyrone Butterfield vs. Southeast Mo. (1997)  
 Season: 72 - Tyrone Butterfield (1998)  
 72 - Juan Hall (1996)  
 Career: 200 - Mike Jones (1979-82)

#### Most Receiving Yards

Game: 249 - Tyrone Butterfield vs. Murray St. (1998)  
 Season: 1,307 - Golden Tate (1983)  
 Career: 3,903 - C.J. Johnson (2000-03)

## YEAR-BY-YEAR RESULTS

YEAR	ALL	OVC	COACH	YEAR	ALL	OVC	COACH
1912	3-1	--	H.N. Robinson	1962	1-7-1	--	L. Simmons
1913	6-0	--	H.N. Robinson	1963	6-3	--	John Merritt
1914	Records Incomplete		Buck Hunt	1964	8-2	--	John Merritt
1915	Records Incomplete		Buck Hunt	1965	9-0-1	--	John Merritt
1916	Records Incomplete		Buck Hunt	1966	10-0	--	John Merritt
1917	Records Incomplete		Buck Hunt	1967	6-3	--	John Merritt
1918	Records Incomplete		Buck Hunt	1968	6-2-1	--	John Merritt
1919	Records Incomplete		Buck Hunt	1969	7-1-1	--	John Merritt
1920	Records Incomplete		Joe E. Scruggs	1970	11-0	--	John Merritt
1921	Records Incomplete		Joe E. Scruggs	1971	9-1	--	John Merritt
1922	Records Incomplete		Joe E. Scruggs	1972	11-1	--	John Merritt
1923	Records Incomplete		Joe E. Scruggs	1973	10-0	--	John Merritt
1924	4-1-1	--	Joe E. Scruggs	1974	8-2	--	John Merritt
1925	4-1-1	--	George Davenport	1975	5-4	--	John Merritt
1926	Records Incomplete		George Davenport	1976	7-2-1	--	John Merritt
1927	Records Incomplete		Felton Gale	1977	8-1-1	--	John Merritt
1928	Records Incomplete		Harry Long	1978	8-3	--	John Merritt
1929	Records Incomplete		Alton Jackson	1979	8-3	--	John Merritt
1930	Records Incomplete		T.D. Upshaw	1980	9-1	--	John Merritt
1931	Records Incomplete		T.D. Upshaw	1981	9-2	--	John Merritt
1932	Records Incomplete		Harry Benjamin	1982	9-0-1	--	John Merritt
1933	4-1-1	--	Walter S. Davis	1983	8-2-1	--	John Merritt
1934	6-1	--	Walter S. Davis	1984	11-0	--	Bill Thomas
1935	4-2-1	--	Walter S. Davis	1985	7-4	--	Bill Thomas
1936	3-3-2	--	Walter S. Davis	1986	10-2-1	--	Bill Thomas
1937	3-1-1	--	Ruebin Mundy	1987	3-7-1	--	Bill Thomas
1938	6-1	--	Lawrence Simmons	1988	3-7-1	2-4	Bill Thomas
1939	3-3-1	--	Lawrence Simmons	1989	5-5-1	3-3	Joe Gilliam, Sr.
1940	No Games Played			1990	7-4	4-2	Joe Gilliam, Sr.
1941	No Games Played			1991	3-8	2-5	Joe Gilliam, Sr.
1942	No Games Played			1992	5-6	5-3	Joe Gilliam, Sr.
1943	No Games Played			1993	4-7	4-4	Bill Davis
1944	8-2-1	--	Henry Kean	1994	5-6	4-4	Bill Davis
1945	8-2	--	Henry Kean	1995	2-9	1-7	Bill Davis
1946	10-1	--	Henry Kean	1996	4-7	3-5	L.C. Cole
1947	10-0	--	Henry Kean	1997	4-7	4-3	L.C. Cole
1948	5-3-1	--	Henry Kean	1998	9-3	6-1	L.C. Cole
1949	9-1	--	Henry Kean	1999	11-1	7-0	L.C. Cole
1950	9-2	--	Henry Kean	2000	3-8	2-5	James Reese
1951	8-2	--	Henry Kean	2001	8-3	3-3	James Reese
1952	8-2	--	Henry Kean	2002	2-10	1-5	James Reese
1953	8-0-1	--	Henry Kean	2003	7-5	5-3	James Reese
1954	10-0	--	Henry Kean	2004	4-7	2-6	James Reese
1955	7-2	--	Howard Gentry	2005	2-9	1-6	James Webster
1956	10-0	--	Howard Gentry	2006	6-5	5-3	James Webster
1957	5-0-1	--	Howard Gentry	2007	5-6	4-3	James Webster
1958	4-4	--	Howard Gentry	2008	8-4	5-3	James Webster
1959	9-1	--	Howard Gentry	2009	4-7	3-4	James Webster
1960	7-3	--	Howard Gentry	2010	3-8	0-7	Rod Reed
1961	4-4-1	--	L. Simmons				



**Former Tiger Richard Dent was a four-time Pro Bowl selection for the Chicago Bears. He was inducted to the Pro Football Hall of Fame in 2011.**

#### OVC Championships (2)

1998, 1999

#### NCAA FCS Playoff Appearances (4)

1981, 1982, 1998, 1999

## ALL-TIME COACHES

Coach	Years	Overall Record	OVC Record	OVC Titles	Playoff Appearances
H.N. Robinson	1912-13	9-1 (.900)	-	-	-
Buck Hunt*	1914-19	-	-	-	-
Joe E. Scruggs*	1920-23	4-1 (.800)	-	-	-
George Davenport*	1925-26	4-1 (.800)	-	-	-
Felton "Zip" Gale*	1927	-	-	-	-
Harry Long*	1928	-	-	-	-
Alton Jackson*	1929	-	-	-	-
T.D. Upshaw*	1930-31	-	-	-	-
Harry Benjamin*	1932	-	-	-	-
Walter S. Davis	1933-36	17-8-4 (.586)	-	-	-
Ruebin Mundy	1937	3-1-1 (.600)	-	-	-
Lawrence Simmons	1938-39, 61-62	14-15-3 (.438)	-	-	-
Henry Kean	1944-54	109-15-2 (.865)	-	-	-
Howard Gentry, Sr.	1955-60	42-10-1 (.792)	-	-	-
John Merritt	1963-83	232-65-11 (.771)	-	-	2
Bill Thomas	1984-88	34-20-3 (.596)	2-4 (.333)	0	0
Joe Gilliam, Sr.	1989-92	20-23-1 (.455)	14-13 (.519)	0	0
Bill Davis	1993-95	11-22 (.333)	9-15 (.375)	0	0
L.C. Cole	1996-99	28-18 (.609)	20-9 (.690)	2	2
James Reese	2000-04	24-33 (.421)	13-21 (.382)	0	0
James Webster	2005-09	25-31 (.446)	18-19 (.486)	0	0
Rod Reed	2010-present	3-8 (.273)	0-7 (.000)	0	0

\* Records incomplete for some portion of tenure



Tucker Stadium (16,500) - Opened in 1966.



# TENNESSEE TECH GOLDEN EAGLES



**Dr. Robert Bell**  
President



**Mark Wilson**  
Athletics Director



**Rob Schabert**  
Football Contact



**Watson Brown**  
Head Coach

## 2011 SCHEDULE

Sept. 3	at Iowa (TV: BTN)	11:00 a.m.
	<i>First meeting</i>	
<b>Sept. 8</b>	<b>Maryville College (TV: WCTE)</b>	<b>7:00 p.m.</b>
	<i>Tennessee Tech leads 3-0; Last Meeting: TTU won 21-0 (1948)</i>	
Sept. 17	at Eastern Illinois* (TV: WEIU)	6:30 p.m.
	<i>Eastern Illinois leads 12-5; Last Meeting: TTU won 34-20 (10/16/10)</i>	
<b>Sept. 25</b>	<b>Southeast Missouri* (TV: WCTE)</b>	<b>7:00 p.m.</b>
	<i>Tennessee Tech leads 11-8; Last Meeting: SEMO won 23-21 (9/25/10)</i>	
Oct. 1	at UT Martin* (TV: WLJT)	TBA
	<i>Tennessee Tech leads 20-10-2; Last Meeting: UTM won 27-24 (9/30/10)</i>	
<b>Oct. 15</b>	<b>Tennessee State* (TV: WCTE)</b>	<b>7:00 p.m.</b>
	<i>Tennessee State leads 14-10; Last Meeting: TTU won 21-10 (10/23/10)</i>	
Oct. 29	at Jacksonville State* (TV: WJXS)	3:00 p.m.
	<i>Jacksonville State leads 9-5; Last Meeting: TTU won 35-24 (11/20/10)</i>	
<b>Nov. 5</b>	<b>Murray State* (HC) (TV: WCTE)</b>	<b>1:30 p.m.</b>
	<i>Tennessee Tech leads 41-34-1; Last Meeting: MSU won 44-13 (11/6/10)</i>	
Nov. 12	at Eastern Kentucky*	12:00 p.m.
	<i>Eastern Ky. leads 50-17; Last Meeting: EKU won 42-29 (11/13/10)</i>	
<b>Nov. 19</b>	<b>Austin Peay* (TV: WCTE)</b>	<b>1:30 p.m.</b>
	<i>Tennessee Tech leads 27-16; Last Meeting: TTU won 34-21 (10/9/10)</i>	

\* Denotes Ohio Valley Conference Matchup  
**Home Games in Bold** HC - Homecoming  
 All Times Central and Subject to Change

## QUICK FACTS

### Basic Information

Location: ..... Cookeville, Tenn.  
 Enrollment: ..... 11, 385  
 Founded: ..... 1915  
 Nickname: ..... Golden Eagles  
 Colors: ..... Purple and Gold  
 President: ..... Dr. Robert "Bob" Bell  
 Athletic Director: ..... Mark Wilson  
 Stadium (Capacity): ..... Tucker Stadium (16,500)  
 Surface: ..... 24/7 Turf

### Media Relations

Football Contact: ..... Rob Schabert  
 Office Phone: ..... (931) 372-3088  
 Cell Phone: ..... (931) 267-1065  
 Fax: ..... (931) 372-6139  
 Email: ..... rschabert@tnitech.edu  
 Web site: ..... www.TTUSports.com  
 Press Box Phone: ..... (931) 372-6030/6031

### Team Information

Offense: ..... Multiple Spread  
 Defense: ..... Multiple 3-4  
 Lettermen Returning/Lost: ..... 50/14  
 Offensive Starters Returning: ..... 12  
 Defensive Starters Returning: ..... 9  
 Special Teams: ..... 3  
 2010 Record/OVC Record (Finish): ..... 5-6/4-4 (6th)  
 Postseason: ..... none

All-Time Record/OVC Record: ..... 470-548-31 (.463)/185-207-3 (.472)  
 Joined OVC: ..... 1949  
 OVC Championships (Last): ..... 9 (1975)  
 NCAA FCS Playoff Appearances (Last): ..... 0

## PRESEASON DEPTH CHART

### OFFENSE

<b>WR</b>	<b>3</b>	<b>Tim Benford</b>	<b>6-1</b>	<b>195</b>	<b>Sr.</b>
	17	Carter Crutchfield	6-2	180	So.
<b>WR</b>	<b>7</b>	<b>Demetrous Garrett</b>	<b>5-9</b>	<b>175</b>	<b>Jr.</b>
	88	Josh Wilson	6-4	215	R-Fr.
<b>OT</b>	<b>60</b>	<b>James Normand</b>	<b>6-2</b>	<b>285</b>	<b>So.</b>
	<b>55</b>	<b>Malcolm Jones</b>	<b>6-5</b>	<b>300</b>	<b>Sr.</b>
<b>OG</b>	<b>78</b>	<b>Scott Schweitzer</b>	<b>6-5</b>	<b>300</b>	<b>Sr.</b>
	62	Randall Reevees	6-2	290	So.
<b>C</b>	<b>66</b>	<b>Michael Baker</b>	<b>6-2</b>	<b>270</b>	<b>Jr.</b>
	67	Ben Davis	6-0	260	Sr.
<b>OG</b>	<b>73</b>	<b>Slade Adams</b>	<b>6-6</b>	<b>315</b>	<b>Jr.</b>
	65	Ryan St. John	6-4	315	Sr.
<b>OT</b>	<b>72</b>	<b>Hunter Beedle</b>	<b>6-3</b>	<b>285</b>	<b>Jr.</b>
	<b>74</b>	<b>Wes Sherrill</b>	<b>6-4</b>	<b>290</b>	<b>So.</b>
<b>QB</b>	<b>9</b>	<b>Tre Lamb</b>	<b>5-9</b>	<b>185</b>	<b>Jr.</b>
	1	Darian Stone	6-0	185	R-Fr.
<b>RB</b>	<b>6</b>	<b>Adam Urbano</b>	<b>5-8</b>	<b>195</b>	<b>So.</b>
	<b>25</b>	<b>Dontey Gay</b>	<b>5-9</b>	<b>205</b>	<b>Jr.</b>
<b>RB</b>	<b>16</b>	<b>Zach Ziegler</b>	<b>6-0</b>	<b>200</b>	<b>Jr.</b>
	2	Alden Olverson	5-10	185	Sr.
<b>WR</b>	<b>43</b>	<b>Charlie Stevens</b>	<b>6-1</b>	<b>230</b>	<b>Sr.</b>
	20	Doug Page	6-2	225	So.
<b>TE</b>	<b>84</b>	<b>Adam Hunter</b>	<b>6-3</b>	<b>250</b>	<b>Jr.</b>
	82	William Stevens	6-2	235	Fr.

### DEFENSE

<b>DE</b>	<b>5</b>	<b>Jamere Hogue</b>	<b>6-4</b>	<b>270</b>	<b>Sr.</b>
	13	Marcus Edwards	6-1	240	Jr.
<b>DT</b>	<b>99</b>	<b>Jordan Johnson</b>	<b>5-11</b>	<b>285</b>	<b>So.</b>
	95	Lamar Moore	6-0	290	So.
<b>DE</b>	<b>83</b>	<b>Travis Adkins</b>	<b>6-5</b>	<b>275</b>	<b>Sr.</b>
	98	LaDarrius Verge	6-3	275	Jr.
<b>LB</b>	<b>49</b>	<b>Dwight Evans</b>	<b>6-1</b>	<b>230</b>	<b>Sr.</b>
	48	Tommie McBride	6-1	235	So.
<b>LB</b>	<b>35</b>	<b>Justin Vann</b>	<b>5-11</b>	<b>215</b>	<b>Sr.</b>
	42	Kedrick Towles	6-2	220	Jr.
<b>LB</b>	<b>54</b>	<b>Matt Moran</b>	<b>6-1</b>	<b>210</b>	<b>Jr.</b>
	44	Blake Adams	5-11	225	So.
<b>LB</b>	<b>31</b>	<b>Jake McIntosh</b>	<b>6-2</b>	<b>230</b>	<b>Sr.</b>
	51	Jerry King	6-0	235	Jr.
<b>CB</b>	<b>15</b>	<b>Caleb Mitchell</b>	<b>6-1</b>	<b>190</b>	<b>Jr.</b>
	36	James Huguely	6-0	175	R-Fr.
<b>CB</b>	<b>21</b>	<b>Richmond Tooley</b>	<b>5-11</b>	<b>185</b>	<b>Sr.</b>
	26	Dominick Baker	5-10	175	Sr.
<b>ROV</b>	<b>4</b>	<b>Will Johnson</b>	<b>6-2</b>	<b>215</b>	<b>So.</b>
	39	Heath Dyer	6-0	190	Fr.
<b>FS</b>	<b>11</b>	<b>Marty Jones</b>	<b>6-1</b>	<b>190</b>	<b>Jr.</b>
	30	Taylor Hennigan	5-11	180	Jr.
<b>NIC</b>	<b>12</b>	<b>Corey Watson</b>	<b>5-10</b>	<b>180</b>	<b>Sr.</b>
	19	Cory McDonald	6-0	190	So.

### SPECIAL TEAMS

<b>PK</b>	<b>91</b>	<b>Matthew Barker</b>	<b>6-1</b>	<b>185</b>	<b>Jr.</b>
<b>P</b>	<b>93</b>	<b>Nick Campbell</b>	<b>6-2</b>	<b>225</b>	<b>Sr.</b>
<b>LS</b>	<b>61</b>	<b>Jordan Adams</b>	<b>6-3</b>	<b>200</b>	<b>Jr.</b>
<b>HO</b>	<b>93</b>	<b>Nick Campbell</b>	<b>6-2</b>	<b>225</b>	<b>Sr.</b>
<b>KR</b>	<b>17</b>	<b>Demetrous Garrett</b>	<b>5-9</b>	<b>175</b>	<b>So.</b>
	16	Zach Ziegler	6-0	200	So.
	25	Dontey Gay	5-9	205	Jr.
<b>PR</b>	<b>17</b>	<b>Demetrous Garrett</b>	<b>5-9</b>	<b>175</b>	<b>So.</b>
	16	Zach Ziegler	6-0	200	So.
	25	Dontey Gay	5-9	205	Jr.

### Returning Starters in Bold

#### Key Losses

<b>RB</b>	Jocques Crawford
	<i>112 rushes, 568 yards, 8 TD's</i>
<b>RB</b>	Henry Sailes
	<i>75 rush yards, 1 TD; 17 catches, 172 yards</i>
<b>LB</b>	Kelechi Ordu
	<i>86 tackles, 3.5 TFL, 1 PBU</i>
<b>DB</b>	Dustin Dillehay
	<i>71 tackles, 2.5 TFL, 2 INT's, 4 PBU, 1 FF, 1 FR</i>

## PLAYERS TO WATCH



### TIM BENFORD

Senior • Wide Receiver

6-1 • 195 • Chattanooga, Tenn.

Preseason All-OVC selection...Ranked among Top 10 wideouts in FCS by the Sports Network...Was a first-team All-OVC selection in 2010 after catching 47 passes for 779 yards and nine touchdowns in 10 games...Enters the season with 151 career receptions, which is just six out of 10th place in OVC history; would need 81 catches this year to tie the OVC all-time record of 232...Had eight catches for 177 yards and two touchdowns against Southeast Missouri last season and eight catches for 114 yards in upset of No. 4 ranked Jacksonville State to end the season... Was also a first-team All-OVC selection in 2009 and the league's Freshman of the Year in 2008.



### MARCUS EDWARDS

Junior • Linebacker

6-1 • 245 • Alabaster, Ala.


OVC leader in quarterback sacks as a sophomore in 2010, getting 7.5 for 46 yards in losses...Made 15 solo tackles and assisted on 14 to finish with 29 total tackles...Had 9.0 tackles-for-loss for 49 yards to rank second on the team and 15th in the OVC... Career-best seven tackles including 4.5 sacks in win over Eastern Illinois...Named OVC and FCS National Defensive Player of the Week honors following his efforts against the Panthers...Had five stops against UT Martin including three tackles-for-loss and two sacks... Received public commendation from Cookeville and TTU Police Departments for helping to apprehend their suspect during the spring.

## TEAM NOTES

- This season Tennessee Tech is switching to a multiple spread offense that the coaching staff has named the "Fastest 60 Minutes in Football." After overcoming a 17-point fourth quarter deficit to top nationally-ranked Jacksonville State in the final game of the 2010 season, the staff decided to keep that offensive attack and use in 2011. Previously (when the team was younger and not as deep) the squad's goal was to shorten the game and try to win it in the fourth quarter; now the team (which is more experienced and deeper) will try to go as fast as possible and get in as many plays during the game.

- Senior wide receiver Tim Benford enters the season needing just six catches to enter the OVC Top 10 list for career receptions. Benford currently has 151 receptions which is second all-time in TTU history, just 45 away from the record held by Larry Shipp (195 from 2004-07; Shipp ranks fourth in OVC history). Benford also enters the year with 2,174 receiving yards, which is third in Golden Eagle history, 777 yards away from Shipp's mark of 2,950 (which is also fourth in OVC history). Benford will also likely break the Tech career receiving touchdown mark as he is just six away from breaking Shipp's record of 27.





Watson Brown returns to coach for his fifth season in his hometown of Cookeville, Tenn. After not coaching in the OVC since 1980, Brown took over the reins of the Tennessee Tech program in 2007.

# WATSON BROWN

**HEAD COACH**

**5TH SEASON (27TH OVERALL)**

**112-178-1 CAREER RECORD**

**18-27 AT TENNESSEE TECH**

**Birthdate:** April 19, 1950  
**Hometown:** Cookeville, Tenn.  
**College:** Vanderbilt, 1973 (Geology)  
**Family:** Wife - Brenda  
 Children - Ginny, Steven

**Career Record**

Year	School	Overall	Conf. (Finish)
1979	Austin Peay	7-4	2-4 (5th)
1980	Austin Peay	7-4	5-2 (3rd-t)
1983	Cincinnati	4-6-1	-
1984	Rice	1-10	0-8 (9th)
1985	Rice	3-8	2-6 (6th)
1986	Vanderbilt	1-10	0-6 (10th)
1987	Vanderbilt	4-7	1-5 (7th-t)
1988	Vanderbilt	3-8	2-5 (9th-t)
1989	Vanderbilt	1-10	0-7 (10th)
1990	Vanderbilt	1-10	1-6 (8th-t)
1995	UAB	5-6	-
1996	UAB	5-6	-
1997	UAB	5-6	-
1998	UAB	4-7	-
1999	UAB	5-6	4-2 (2nd-t)
2000	UAB	7-4	3-4 (5th-t)
2001	UAB	6-5	5-2 (2nd-t)
2002	UAB	5-7	4-4 (5th-t)
2003	UAB	5-7	4-4 (6th-t)
2004	UAB	7-5	5-3 (2nd-t)
2005	UAB	5-6	3-5 (5th/East)
2006	UAB	3-9	2-6 (5th/East)
2007	Tennessee Tech	4-7	2-6 (7th-t)
2008	Tennessee Tech	3-9	1-7 (9th)
2009	Tennessee Tech	6-5	5-3 (2nd-t)
2010	Tennessee Tech	5-6	4-4 (6th)

## CAREER HIGHLIGHTS

• Brown was named the 10th head coach in Tennessee Tech football history on Dec. 9, 2006. Brown returned to his hometown of Cookeville to take over the Golden Eagles program. Brown was a standout athlete at Cookeville High School.

• Prior to coaching at Tennessee Tech Brown spent 12 years as head coach at UAB (1995-06). From 2002 he also served as the schools Director of Athletics, making him only the third A.D. in school history. After guiding UAB through I-AA to I-A independent status, Brown helped the Blazers into Conference USA in 1999. Brown-coached teams finished tied for second in C-USA in each 1999, 2001 and 2004. His 2004 squad was 7-5 overall, 5-3 in C-USA and participated in the Sheraton Hawaii Bowl.

• Brown got his start in coaching as an assistant coach at his alma mater, Vanderbilt, and later at East Carolina, Jacksonville State and Texas Tech. His break as a head coach came in 1979 at another OVC school - Austin Peay - at the age of 29. He led the Governors to back-to-back 7-4 seasons. His success in Clarksville led to jobs at Cincinnati, Rice and later as head coach at Vanderbilt for five seasons. Following his stint at Vandy, he was the offensive coordinator at Oklahoma.

• As a player at Vanderbilt, Brown was a standout quarterback and helped lead the Commodores to a 14-10 upset victory over Alabama in 1969. He was named *Sports Illustrated's* National Back of the Week for his performance.

• Brown comes from a line of successful coaches. His grandfather, Eddie "Jelly" Watson, was a legendary coach at Cookeville High School and his brother, Mack Brown, is currently the head coach at Texas, where he led the Longhorns to the 2005 BCS National Championship.

## ASSISTANT COACHES

**Assoc. Head Coach/Defensive Coordinator/LB's:**..... Billy Taylor  
 Alma Mater:..... East Tennessee State, 1988 (4th season)

**Assistant Head Coach/Special Teams:**..... Will Holthouser  
 Alma Mater:..... Wake Forest, 1974 (5th season)

**Running Backs/Quarterbacks:**..... Steven Brown  
 Alma Mater:..... Tennessee Tech, 2007 (4th season)

**Offensive Line/Tight Ends:**..... Thomas Cox  
 Alma Mater:..... UAB, 2002 (5th season)

**Secondary:**..... Sidney Powell  
 Alma Mater:..... Morehouse College, 1997 (3rd season)

**Receivers:**..... Ron Sigler  
 Alma Mater:..... UAB, 1997 (2nd season)

**Defensive Line:**..... Sam Williamson  
 Alma Mater:..... UAB, 2005 (5th season)

**Graduate Assistant:**..... Chris Grimes  
 Alma Mater:..... Tennessee Tech, 2008 (2nd season)

**Graduate Assistant:**..... Lee Sweeney  
 Alma Mater:..... Tennessee Tech, 2008 (1st season)

## 2010 TEAM STATISTICS

	<u>TTU</u>	<u>Opponent</u>				
<b>SCORING</b>	264	317				
Points Per Game	26.4	31.7				
<b>FIRST DOWNS</b>	188	224				
Rushing	92	118				
Passing	73	93				
Penalty	23	13				
<b>RUSHING YARDAGE</b>	1586	2156				
Yards Gained Rushing	1927	2373				
Yards Lost Rushing	341	217				
Rushing Attempts	414	427				
Average Per Rush	3.8	5.0				
Average Per Game	158.6	215.6				
TDs Rushing	14	20				
<b>PASSING YARDAGE</b>	1685	2034				
Att-Comp-Int	131-230-5	172-270-12				
Average Per Pass	7.3	7.5				
Average Per Catch	12.9	11.8				
Average Per Game	168.5	203.4				
TDs Passing	13	18				
<b>TOTAL OFFENSE</b>	3271	4190				
Total Plays	644	697				
Average Per Play	5.1	6.0				
Average Per Game	327.1	419.0				
<b>TIME OF POSSESSION/GAME</b>	29:44	30:16				
<b>3RD DOWN CONVERSIONS</b>	56/138	62/133				
3rd-Down Pct.	41%	47%				
<b>4TH DOWN CONVERSIONS</b>	10/17	10/18				
4th-Down Pct.	59%	56%				
<b>RED-ZONE SCORES</b>	31-38 (82%)	38-47 (81%)				
<b>RED-ZONE TOUCHDOWNS</b>	24-38 (63%)	28-47 (60%)				
<b>PAT-ATTEMPTS</b>	26-28 (93%)	36-40 (90%)				
<b>ATTENDANCE</b>	27,081	133,516				
Games/Avg. Per Game	4/6,770	6/22,253				
Neutral Site Games	-	0/0				
<b>SCORE BY QUARTERS</b>	<u>1st</u>	<u>2nd</u>	<u>3rd</u>	<u>4th</u>	<u>OT</u>	<u>Total</u>
Tennessee Tech	61	102	36	65	-	264
Opponents	64	97	72	84	-	317

## 2010 INDIVIDUAL STATISTICS

<b>RUSHING</b>						
<u>Player</u>	<u>G</u>	<u>Att.</u>	<u>Yds.</u>	<u>Avg.</u>	<u>TD</u>	<u>Yds./G</u>
Jocques Crawford	10	112	568	5.1	8	56.8
<b>Dontey Gay</b>	<b>8</b>	<b>57</b>	<b>340</b>	<b>6.0</b>	<b>1</b>	<b>42.5</b>
Cass Barnes	7	67	249	3.7	1	35.6
<b>Cody Forbes</b>	<b>8</b>	<b>24</b>	<b>115</b>	<b>4.8</b>	<b>1</b>	<b>14.4</b>
<b>Tre Lamb</b>	<b>7</b>	<b>79</b>	<b>100</b>	<b>1.3</b>	<b>1</b>	<b>14.3</b>
<b>PASSING</b>						
<u>Player</u>	<u>G</u>	<u>Cmp.-Att.</u>	<u>Pct.</u>	<u>Yds.</u>	<u>TD/Int.</u>	<u>Avg.</u>
<b>Tre Lamb</b>	<b>7</b>	<b>68-130</b>	<b>52.3</b>	<b>927</b>	<b>10/4</b>	<b>132.4</b>
Cass Barnes	7	63-99	63.6	758	3/1	108.3
<b>RECEIVING</b>						
<u>Player</u>	<u>G</u>	<u>No.</u>	<u>Yds.</u>	<u>Avg.</u>	<u>TD</u>	<u>Yds./G</u>
<b>Tim Benford</b>	<b>10</b>	<b>47</b>	<b>779</b>	<b>16.6</b>	<b>9</b>	<b>77.9</b>
Henry Sailes	10	17	172	10.1	0	17.2
<b>Zack Ziegler</b>	<b>10</b>	<b>16</b>	<b>174</b>	<b>10.9</b>	<b>2</b>	<b>17.4</b>
Colin Allen	9	13	230	17.7	0	25.6
<b>Demetrous Garrett</b>	<b>10</b>	<b>11</b>	<b>115</b>	<b>10.5</b>	<b>0</b>	<b>11.5</b>
<b>SCORING</b>						
<u>Player</u>	<u>G</u>	<u>TD</u>	<u>Xpt.</u>	<u>FG</u>	<u>Pts.</u>	<u>Pts./G</u>
<b>Tim Benford</b>	<b>10</b>	<b>9</b>	-	-	<b>54</b>	<b>5.4</b>
<b>Matthew Barker</b>	<b>10</b>	-	<b>26-28</b>	<b>9-15</b>	<b>53</b>	<b>5.3</b>
Jocques Crawford	10	8	-	-	48	4.8
<b>Zack Ziegler</b>	<b>10</b>	<b>3</b>	-	-	<b>18</b>	<b>1.8</b>
Tremaine Hudson	6	2	-	-	12	2.0
<b>TACKLES</b>						
<u>Player</u>	<u>G</u>	<u>Solo</u>	<u>Asst.</u>	<u>Total</u>	<u>TFL</u>	<u>Sacks</u>
<b>Marty Jones</b>	<b>10</b>	<b>37</b>	<b>50</b>	<b>87</b>	<b>3.5</b>	<b>0</b>
Kelechi Ordu	10	29	57	86	3.5	0
Dustin Dillehay	10	27	44	71	2.5	0
<b>Jake McIntosh</b>	<b>10</b>	<b>20</b>	<b>49</b>	<b>69</b>	<b>4.0</b>	<b>0</b>
<b>Richmond Tooley</b>	<b>10</b>	<b>34</b>	<b>19</b>	<b>53</b>	<b>3.5</b>	<b>0</b>
<b>INTERCEPTIONS</b>						
<u>Player</u>	<u>G</u>	<u>No.</u>	<u>Yds.</u>	<u>Avg.</u>	<u>TD</u>	<u>PBU</u>
<b>Marty Jones</b>	<b>10</b>	<b>3</b>	<b>-3</b>	<b>-1.0</b>	<b>0</b>	<b>2</b>
<b>Richmond Tooley</b>	<b>10</b>	<b>3</b>	<b>0</b>	<b>0</b>	<b>0</b>	<b>8</b>
Dustin Dillehay	10	2	52	26.0	0	4
<b>Caleb Mitchell</b>	<b>7</b>	<b>2</b>	<b>36</b>	<b>18.0</b>	<b>1</b>	<b>1</b>

Returning Players in Bold

## 2010 SCHEDULE AND RESULTS

<u>Date</u>	<u>Opponent</u>	<u>Result</u>	<u>Attendance</u>
9/4	at #17 Arkansas	L, 44-3	69,596
9/11	at #4 TCU	L, 62-7	37,117
<b>9/16</b>	<b>Lane College</b>	<b>W, 43-0</b>	<b>8,522</b>
9/25	at Southeast Missouri*	L, 23-21	8,732
<b>9/30</b>	<b>UT Martin*</b>	<b>L, 27-24</b>	<b>7,869</b>
10/9	at Austin Peay*	W, 34-21	7,218
<b>10/16</b>	<b>Eastern Illinois*</b>	<b>W, 34-20</b>	<b>4,420</b>
10/23	at Tennessee State*	W, 21-10	6,739
11/6	at Murray State*	L, 44-13	4,114
<b>11/13</b>	<b>Eastern Kentucky*</b>	<b>L, 42-29</b>	<b>10,216</b>
<b>11/20</b>	<b>#4 Jacksonville State*</b>	<b>W, 35-24</b>	<b>4,576</b>

\* - Ohio Valley Conference Contest

Home Games in Bold



## TEAM RECORDS

### INDIVIDUAL RUSHING

#### Most Attempts

Game: 40 - Larry Schreiber vs. Middle Tennessee (1968)  
 Season: 286 - Larry Schreiber (1968)  
 Career: 877 - Larry Schreiber (1966-69)

#### Most Yards

Game: 261 - Michael Penix vs. Southeast Mo. (1993)  
 Season: 1,522 - Larry Schreiber (1969)  
 Career: 4,421 - Larry Schreiber (1966-69)

### INDIVIDUAL PASSING

#### Most Attempts

Game: 57 - Lee Sweeney vs. Southeast Mo. (2006)  
 Season: 367 - Robert Craft (2004)  
 Career: 1,084 - Lee Sweeney (2006-09)

#### Most Completions

Game: 32 - Lee Sweeney vs. Southeast Mo. (2006)  
 Season: 201 - Robert Craft (2004)  
 Career: 625 - Lee Sweeney (2006-09)

#### Most Yards

Game: 437 - Lee Sweeney vs. Southeast Mo. (2006)  
 Season: 2,448 - Robert Craft (2002)  
 Career: 7,157 - Lee Sweeney (2006-09)

### INDIVIDUAL RECEIVING

#### Most Receptions

Game: 11 - Ken Gilstrap vs. Morehead State (1987)  
 Season: 68 - Tim Benford (2008)  
 Career: 195 - Larry Shipp (2004-07)

#### Most Receiving Yards

Game: 262 - Ken Gilstrap vs. Morehead State (1987)  
 Season: 909 - Craig Rolle (1976)  
 Career: 2,950 - Larry Shipp (2004-07)

## YEAR-BY-YEAR RESULTS

YEAR	ALL	OVC	COACH	YEAR	ALL	OVC	COACH
1922	2-14	--	Loyall Duyck	1967	3-7	2-5	Wilburn Tucker
1923	2-3-1	--	Putty Overall	1968	2-8	2-5	Don Wade
1924	5-3-1	--	Putty Overall	1969	5-5	4-3	Don Wade
1925	3-2-1	--	Putty Overall	1970	4-6	2-5	Don Wade
1926	1-4-1	--	Putty Overall	1971	8-2	5-2	Don Wade
1927	2-5-1	--	Putty Overall	1972	10-2	7-0	Don Wade
1928	6-0-1	--	Putty Overall	1973	2-8-1	1-6	Don Wade
1929	3-3-1	--	Putty Overall	1974	6-5	4-3	Don Wade
1930	6-2-1	--	Putty Overall	1975	8-3	6-1	Don Wade
1931	6-3	--	Putty Overall	1976	8-3	5-2	Don Wade
1932	4-0-3	--	Putty Overall	1977	9-2	5-2	Don Wade
1933	4-4	--	Putty Overall	1978	5-6	4-2	Don Wade
1934	3-5-1	--	Putty Overall	1979	1-8-2	05-1	Don Wade
1935	1-5-1	--	Putty Overall	1980	4-7	1-6	Don Wade
1936	2-5-1	--	Putty Overall	1981	6-5	4-4	Don Wade
1937	3-5-1	--	Putty Overall	1982	3-8	1-6	Don Wade
1938	6-3	--	Putty Overall	1983	2-8	2-5	Gary Darnell
1939	6-3-1	--	Putty Overall	1984	0-11	0-7	Gary Darnell
1940	2-6	--	Putty Overall	1985	1-10	1-6	Gary Darnell
1941	5-4	--	Putty Overall	1986	0-10	0-7	Jim Ragland
1942	3-4-2	--	Putty Overall	1987	5-6	2-4	Jim Ragland
1943	1-5	--	Putty Overall	1988	1-10	1-5	Jim Ragland
1944	1-2	--	Putty Overall	1989	5-5	3-3	Jim Ragland
1945	1-8	--	Putty Overall	1990	6-5	3-3	Jim Ragland
1946	5-5	--	Putty Overall	1991	2-9	2-4	Jim Ragland
1947	4-7	--	Hooper Eblen	1992	7-4	6-2	Jim Ragland
1948	5-6	--	Hooper Eblen	1993	8-3	7-1	Jim Ragland
1949	3-6	0-3	Hooper Eblen	1994	5-6	3-5	Jim Ragland
1950	4-7	1-5	Star Wood	1995	3-8	2-6	Jim Ragland
1951	5-5-1	3-3	Star Wood	1996	5-6	4-4	Mike Hennigan
1952	9-2	4-1	Putty Overall	1997	6-5	4-3	Mike Hennigan
1953	7-4	5-0	Putty Overall	1998	4-7	2-5	Mike Hennigan
1954	4-4-2	1-3-1	Wilburn Tucker	1999	5-5	4-3	Mike Hennigan
1955	7-3	5-0	Wilburn Tucker	2000	8-3	5-2	Mike Hennigan
1956	5-4-1	2-3	Wilburn Tucker	2001	7-3	4-2	Mike Hennigan
1957	6-4	4-1	Wilburn Tucker	2002	5-7	2-4	Mike Hennigan
1958	7-3	5-1	Wilburn Tucker	2003	2-9	1-7	Mike Hennigan
1959	6-2-2	5-0-1	Wilburn Tucker	2004	6-5	3-4	Mike Hennigan
1960	8-3	6-0	Wilburn Tucker	2005	4-7	3-5	Mike Hennigan
1961	7-3	6-0	Wilburn Tucker	2006	4-7	4-4	Doug Malone (Acting)
1962	2-8	1-5	Wilburn Tucker	2007	4-7	2-6	Watson Brown
1963	6-4	3-4	Wilburn Tucker	2008	3-9	1-7	Watson Brown
1964	1-9	1-6	Wilburn Tucker	2009	6-5	5-3	Watson Brown
1965	3-7	3-4	Wilburn Tucker	2010	5-6	4-4	Watson Brown
1966	5-5	4-3	Wilburn Tucker				

### OVC Championships (9)

1952\*, 1953, 1955, 1958\*, 1959\*, 1960, 1961, 1972, 1975

\* Co Champions

### NCAA FCS Playoff Appearances

none



*Jim Youngblood was a two-time All-American and was twice the OVC Defensive Player of the Year. He went on to play 12 seasons in the NFL.*

## ALL-TIME COACHES

Coach	Years	Overall Record	OVC Record	OVC Titles	Playoff Appearances
Loyall Duyck	1922	2-1-4 (.571)	-	-	-
Putty Overall	1923-46, 52-53	97-95-18 (.505)	9-1 (.900)	2	-
Hooper Eblen	1947-49	12-19 (.387)	3-6 (.333)	0	-
Star Wood	1950-51	9-12-1 (.432)	4-8 (.333)	0	-
Wilburn Tucker	1954-67	70-66-5 (.514)	49-34-2 (.588)	5	-
Don Wade	1968-82	81-78-3 (.509)	60-52-1 (.534)	2	0
Gary Darnell	1983-85	3-29 (.094)	3-18 (.143)	0	0
Jim Ragland	1986-95	42-66 (.389)	29-41 (.414)	0	0
Mike Hennigan	1996-05	52-57 (.477)	32-39 (.451)	0	0
Doug Malone (Acting)	2006	4-7 (.364)	4-4 (.500)	0	0
Watson Brown	2007-present	18-27 (.400)	12-20 (.375)	0	0





Hardy M. Graham Stadium (7,500) - Opened in 1930.



UT MARTIN  
 SKYHAWKS



Dr. Thomas Rakes  
 Chancellor



Phil Dane  
 Athletics Director



Joe Lofaro  
 Football Contact



Jason Simpson  
 Head Coach

**2011 SCHEDULE**

Sept. 1	at Jacksonville State* (TV: WJXS)	6:00 p.m.
	<i>Jacksonville State leads 26-6; Last Meeting: JSU won 30-20 (10/9/10)</i>	
<b>Sept. 15</b>	<b>Union College (TV: WLJT)</b>	<b>6:00 p.m.</b>
	<i>First meeting</i>	
<b>Sept. 22</b>	<b>Murray State* (TV: WLJT)</b>	<b>6:00 p.m.</b>
	<i>Murray State leads 35-14-1; Last Meeting: MSU won 52-16 (9/25/10)</i>	
<b>Oct. 1</b>	<b>Tennessee Tech* (TV: WLJT)</b>	<b>TBA</b>
	<i>Tennessee Tech leads 20-10-2; Last Meeting: UTM won 27-24 (9/30/10)</i>	
<b>Oct. 8</b>	<b>Austin Peay* (HC) (TV: WLJT)</b>	<b>2:00 p.m.</b>
	<i>UT Martin leads 32-25-2; Last Meeting: UTM won 28-12 (11/6/10)</i>	
Oct. 15	at South Alabama	4:00 p.m.
	<i>First meeting</i>	
Oct. 22	at Eastern Illinois* (TV: WEIU)	1:30 p.m.
	<i>Eastern Illinois leads 12-4; Last Meeting: UTM won 20-10 (9/18/10)</i>	
<b>Oct. 29</b>	<b>Southeast Missouri* (TV: WLJT)</b>	<b>TBA</b>
	<i>SE Missouri leads 14-12; Last Meeting: SEMO won 24-17 (10/30/10)</i>	
Nov. 5	at Mississippi State	TBA
	<i>First meeting</i>	
Nov. 12	at Tennessee State*	5:30 p.m.
	<i>Tennessee State leads 13-7; Last Meeting: UTM won 37-0 (11/13/10)</i>	
Nov. 19	at Eastern Kentucky*	12:00 p.m.
	<i>Eastern Kentucky leads 20-1; Last Meeting: UT Martin won 10-7 (10/16/10)</i>	

\* Denotes Ohio Valley Conference Matchup  
**Home Games in Bold** HC - Homecoming  
 All Times Central and Subject to Change

**QUICK FACTS**

**Basic Information**

Location:	Martin, Tenn.
Enrollment:	8,400
Founded:	1900 (Senior College in 1951)
Nickname:	Skyhawks
Colors:	Navy Blue and Orange
Chancellor:	Dr. Thomas Rakes
Athletic Director:	Phil Dane
Stadium (Capacity):	Hardy M. Graham Stadium (7,500)
Surface:	FieldTurf

**Media Relations**

Football Contact:	Joe Lofaro
Office Phone:	(731) 881-7632
Cell Phone:	(731) 514-2905
Fax:	(731) 881-7624
Email:	jlofaro@utm.edu
Web site:	www.UTMSports.com
Press Box Phone:	(731) 881-7694/7632

**Team Information**

Offense:	Multiple
Defense:	4-3
Lettermen Returning/Lost:	41/15
Offensive Starters Returning:	8
Defensive Starters Returning:	7
Specialist Starters Returning:	3
2010 Record/OVC Record (Finish):	6-5/5-3 (4th/tie)
Postseason:	none

All-Time Record/OVC Record:	319-443-18 (.421)/45-98 (.315)
Joined OVC:	1992
OVC Championships (Last):	1 (2006)
NCAA FCS Playoff Appearances (Last):	1 (2006)

### PRESEASON DEPTH CHART

#### OFFENSE

WR	8	Dylan Davis	6-2	195	Jr.
	6	Kevin Barfield	5-9	167	So.
WR	<b>88</b>	<b>Stephen Shiver</b>	<b>6-3</b>	<b>214</b>	<b>Sr.</b>
	89	Quentin Sims	6-3	202	Jr.
OT	76	Charles Sweeton	6-5	280	R-Fr.
	64	Michael Pope	6-2	265	Jr.
OG	58	LaDarius Stallings	6-0	285	Sr.
	71	Michael Bryant	6-5	310	Jr.
C	<b>65</b>	<b>Tyler Eady</b>	<b>6-2</b>	<b>270</b>	<b>Jr.</b>
	60	Anthony Topps	6-1	275	R-Fr.
OG	<b>53</b>	<b>Michael Mancini</b>	<b>6-2</b>	<b>294</b>	<b>Jr.</b>
	56	Aaron Arnold	6-2	265	R-Fr.
OT	72	Matt Axline	6-5	290	R-Fr.
	73	John Johnson	6-5	248	R-Fr.
QB	<b>15</b>	<b>Derek Carr</b>	<b>6-1</b>	<b>196</b>	<b>Jr.</b>
	16	Bill Hardegree	6-5	215	So.
RB	<b>25</b>	<b>Jason McNair</b>	<b>5-8</b>	<b>191</b>	<b>Jr.</b>
	23	DJ McNeil	6-3	210	So.
FB	32	Jarvis Perry	6-0	230	Sr.
	34	Kenny Jones	6-3	195	Sr.
TE	<b>34</b>	<b>Kenny Jones</b>	<b>6-3</b>	<b>195</b>	<b>Sr.</b>
	<b>84</b>	<b>Ben Everett</b>	<b>6-4</b>	<b>247</b>	<b>Sr.</b>

#### DEFENSE

DE	<b>52</b>	<b>Josh Cody</b>	<b>6-1</b>	<b>250</b>	<b>Sr.</b>
	80	Cory Jordan	5-11	215	So.
DT	96	DJ Roberts	6-2	252	So.
	92	Nick Brown	6-2	233	So.
NT	<b>99</b>	<b>Darrin Nalls</b>	<b>5-11</b>	<b>290</b>	<b>Jr.</b>
	94	Anthony Kelly	6-3	269	Sr.
DE	95	Dean Wathen	6-2	255	So.
	98	Jamel Henderson	6-2	225	Jr.
LB	5	Julius McNair	6-0	206	Jr.
	2	Jett Howard	6-2	221	Sr.
LB	42	Jarvis McCann	6-0	235	Jr.
	<b>35</b>	<b>Jonathan Utley</b>	<b>6-0</b>	<b>213</b>	<b>Sr.</b>
LB	26	Jobronski Gilbert	5-11	200	So.
	44	Chris Wright	6-1	205	Jr.
CB	12	CJ Estelle	5-9	166	Sr.
	27	Camaren Harriss	5-9	190	So.
CB	<b>3</b>	<b>TJ Drakeford</b>	<b>5-10</b>	<b>191</b>	<b>Sr.</b>
	19	Runako Brown	5-11	175	Sr.
ROV	<b>7</b>	<b>Kendal Harper</b>	<b>5-10</b>	<b>188</b>	<b>Sr.</b>
	43	Lincoln Anderson	5-9	188	Jr.
FS	11	Fred Flenorl	6-1	181	R-Fr.
	36	Joe Dunavant	5-10	185	Sr.

#### SPECIAL TEAMS

PK	<b>81</b>	<b>Cody Sandlin</b>	<b>6-2</b>	<b>180</b>	<b>Jr.</b>
P	<b>83</b>	<b>Joe Hook</b>	<b>6-0</b>	<b>180</b>	<b>Sr.</b>
LS	<b>46</b>	<b>Clay Sheley</b>	<b>6-1</b>	<b>224</b>	<b>Jr.</b>
HO	<b>81</b>	<b>Joe Hook</b>	<b>6-0</b>	<b>180</b>	<b>Sr.</b>
KR	12	CJ Estelle	5-9	166	Sr.
PR	<b>25</b>	<b>Jason McNair</b>	<b>5-8</b>	<b>191</b>	<b>Jr.</b>

#### Returning Starters in Bold

#### Key Losses

LB	Josh Bey	<i>1st-Team All-OVC; 91 tackles, 12.5 TFL, 35 sacks</i>
OT	Jeremy Buchanan	<i>2nd-Team All-OVC</i>
DE	Tim Cox	<i>45 tackles, 11.5 TFL, 5.0 sacks, 3 QBH, 2 FF, 2 FR</i>
DE	Justin Darden	<i>39 tackles, 9.5 TFL, 3.5 sacks, 5 QBH</i>

### PLAYERS TO WATCH



## DEREK CARR

Junior • Quarterback  
6-1 • 196 • McKenzie, Tenn.

In his first season as a starter in 2010, Carr completed 191-of-328 passes (58.2%) for 2,543 yards and 13 touchdowns...The 2,543 yards was the most of any quarterback in the OVC last year and ranked 22nd nationally...His 231.18 yards/game ranked him 21st nationally...Carr also ranked 42nd among FCS quarterbacks in passing efficiency (129.12)...Passed for 390 yards and a touchdown in game at Southeastern Louisiana (Sept. 11)...Threw for 338 yards and two scores against nationally-ranked Jacksonville State (Oct. 9) and 346 yards and two touchdowns in road victory over Austin Peay (Nov. 6)...Had a season-high four touchdowns in win over Lambuth (Oct. 21).



## DARRIN NALLS

Junior • Defensive Tackle  
5-11 • 290 • Fayette, Ala.

Last season Nalls had 28 tackles (14 solo), 7.0 tackles-for-loss and 5.0 sacks in 11 games for the Skyhawks... He also forced two fumbles and had a quarterback hurry...Nalls had five tackles (four solo) and 2.0 sacks in a victory over Eastern Illinois on Sept. 18, a performance that earned him OVC Defensive Player of the Week honors...Had 1.5 sacks and three total tackles against Lambuth on Oct. 21...During his sophomore year (2009), had 17 tackles, 4.0 tackles-for-loss and one sack in 10 total games.

### TEAM NOTES

- Last year UT Martin claimed its first Sgt. York Trophy, which goes to the winner of the quadrangular series between the four OVC schools from Tennessee that play football. In the fourth year of the award, UTM swept its competition, beating Tennessee Tech (27-24), Austin Peay (28-12) and Tennessee State (37-0) to take home the honor.

- Entering the season running back Jason McNair is 161 rushing yards away from becoming UT Martin's seventh player in school history to rush for more than 1,000 career yards.

- Quarterback Derek Carr passed for 2,543 yards in 2010, the fifth most yards in a single season. Carr completed 191 of 328 passes. He threw 13 touchdown passes. Carr needs 3,718 yards to pass Cade Thompson as the school's all-time leading passer. Carr threw for more than 300 yards in four games in 2010 to tie Thompson, Leonard Williams, Jeff McCrone and Leon Reed who also threw for 300 yards or more four times in a single season.

- Defensive lineman Darrin Nalls enters the season second on the roster with 11 career tackles for loss and first with six sacks.

- After seeing the departure of defensive coordinator Chris Boone (Jacksonville State), running game coordinator Gerad Parker (Marshall), defensive secondary coach Brandon Cooper (Jacksonville State), defensive line coach Ryan Nielsen (Northern Illinois) and graduate assistants Kevin Bannon (Marshall) and Ray Williams (Itawamba), head coach Jason Simpson had to fill several vacancies. Lytrel Pollard is the new defensive coordinator; Bernard Riley is the new defensive line coach; Kyle Manley will coach the quarterbacks; Carmen Felus will coach the wide receivers and serve as co-offensive coordinator with Mac Bryan; Nick Glenn is a new defensive assistant coach and will handle the recruiting coordinator's chores; and Jordon Hankins gets bumped up to associate head coach. Hankins will coach the running backs and continue to serve and as the strength and conditioning coordinator.





Jason Simpson, who enters his sixth year with the program in 2011, was the choice for the 2006 Roy Kidd OVC Coach of the Year Award. That year - his first with the program - he led the Skyhawks to their first OVC Championship and first NCAA FCS Playoff berth.

# JASON SIMPSON

**HEAD COACH**

**6TH SEASON**

**32-25 CAREER RECORD**

**Birthdate:** Jan. 25, 1971  
**Hometown:** Ellisville, Miss.  
**College:** Southern Miss, 1995 (Sports Administration)  
**Family:** Wife - Julie  
 Children - Ty, Emma, Graham

**Career Record**

<u>Year</u>	<u>School</u>	<u>Overall</u>	<u>Conf. (Finish)</u>
2006	UT Martin	9-3	6-1 (1st-t)
2007	UT Martin	4-7	4-4 (6th)
2008	UT Martin	8-4	6-2 (2nd-t)
2009	UT Martin	5-6	4-4 (4th-t)
2010	UT Martin	6-5	5-3 (4th-t)

## CAREER HIGHLIGHTS

- In his first three years at UT Martin Simpson won 21 games, which was the highest three-year win total in school history.
- In his first season as a head coach (2006), Simpson led UT Martin to its best season of football at the FCS level and was named OVC Coach of the Year for his efforts. The Skyhawks won nine games overall (the most since winning 11 in 1988 when the team competed at the Division II level), shared its first Ohio Valley Conference Championship and advanced to the FCS Playoffs for the first time in school history. It was only the team's third .500 or better record since the move up from Division II.
- Simpson came to UTM after three seasons at Chattanooga as that program's offensive coordinator. At UTC, he helped the Mocs to a 6-5 record in 2006, the program's first winning season since 1997. There he coached quarterback Cedric Stevens, who threw for more than 3,100 yards and had a 66 percent completion percentage. He also coached Alonzo Nix, who set the Southern Conference record for receptions (90) on his way to All-America honors.
- Simpson got his start at Delta State (1994-95) serving as the defensive backs coach for two years before moving onto Jacksonville State (1997-99). At JSU he was a member of the staff that was responsible for the third best turnaround in Division I football for the 1997 and 1998 seasons. That was followed by one year at Blinn Junior College (2000) and four seasons as quarterbacks coach and recruiting coordinator at Texas State (2000-03).
- Simpson played two seasons of college football at Mississippi State, where he was also a member of the baseball team. He then transferred to Southern Miss, where he was a two-time all-conference pick on the diamond and a team captain.

## ASSISTANT COACHES

- Co-Offensive Coordinator/Offensive Line:**.....Mac Bryan  
 Alma Mater: .....Appalachian State, 1982 (2nd season)
- Co-Offensive Coordinator/Wide Receivers:**..... Carmen Felus  
 Alma Mater: .....Western Maryland, 1995 (1st season)
- Defensive Coordinator:**..... Lytrel Pollard  
 Alma Mater: .....Southern Miss, 1997 (1st season)
- Associate Head Coach/Running Backs:**..... Jordon Hankins  
 Alma Mater: .....UT Martin, 2005 (2nd season)
- Linebackers:**.....Nathan Burton  
 Alma Mater: .....Georgia Tech, 2004 (3rd season)
- Defensive Asst. Coach/Recruiting Coordinator:** ..... Nick Glenn  
 Alma Mater: .....UT Martin, 2005 (1st season)
- Quarterbacks:** ..... Kyle Manley  
 Alma Mater: .....Georgia Tech, 2008 (1st season)
- Defensive Line Coach:** ..... Bernard Riley  
 Alma Mater: .....Southern California, 2003 (1st season)

## 2010 TEAM STATISTICS

	<u>UTM</u>	<u>Opponent</u>				
<b>SCORING</b>	237	254				
Points Per Game	21.5	23.1				
<b>FIRST DOWNS</b>	193	178				
Rushing	79	87				
Passing	105	76				
Penalty	9	15				
<b>RUSHING YARDAGE</b>	1689	1598				
Yards Gained Rushing	1952	1975				
Yards Lost Rushing	263	377				
Rushing Attempts	401	415				
Average Per Rush	4.2	3.9				
Average Per Game	153.5	145.3				
TDs Rushing	12	16				
<b>PASSING YARDAGE</b>	2637	1694				
Att-Comp-Int	199-343-12	154-305-8				
Average Per Pass	7.7	5.6				
Average Per Catch	13.3	11.0				
Average Per Game	239.7	154.0				
TDs Passing	14	12				
<b>TOTAL OFFENSE</b>	4326	3292				
Total Plays	744	720				
Average Per Play	5.8	4.6				
Average Per Game	393.3	299.3				
<b>TIME OF POSSESSION/GAME</b>	30:26	29:24				
<b>3RD DOWN CONVERSIONS</b>	56/159	51/163				
3rd-Down Pct.	35%	31%				
<b>4TH DOWN CONVERSIONS</b>	4/22	8/21				
4th-Down Pct.	18%	38%				
<b>RED-ZONE SCORES</b>	25-37 (68%)	29-37 (78%)				
<b>RED-ZONE TOUCHDOWNS</b>	15-37 (41%)	21-37 (57%)				
<b>PAT-ATTEMPTS</b>	28-29 (97%)	30-32 (94%)				
<b>ATTENDANCE</b>	21,503	135,852				
Games/Avg. Per Game	5/4,301	6/22,642				
Neutral Site Games	-	0/0				
<b>SCORE BY QUARTERS</b>	<u>1st</u>	<u>2nd</u>	<u>3rd</u>	<u>4th</u>	<u>OT</u>	<u>Total</u>
UT Martin	34	68	81	54	-	237
Opponents	71	94	33	56	-	254

## 2010 INDIVIDUAL STATISTICS

<b>RUSHING</b>						
<u>Player</u>	<u>G</u>	<u>Att.</u>	<u>Yds.</u>	<u>Avg.</u>	<u>TD</u>	<u>Yds./G</u>
Jason McNair	11	125	547	4.4	2	49.7
Tevin Barksdale	10	82	479	5.8	3	47.9
DJ McNeil	11	52	262	5.0	0	23.8
AJ Williams	11	40	223	5.6	1	20.3
Julius McNair	11	21	88	4.2	2	8.0
<b>PASSING</b>						
<u>Player</u>	<u>G</u>	<u>Cmp.-Att.</u>	<u>Pct.</u>	<u>Yds.</u>	<u>TD/Int.</u>	<u>Avg.</u>
Derek Carr	11	191-328	58.2	2543	13/12	231.2
Julius McNair	11	4-8	50.0	31	0/0	2.8
<b>RECEIVING</b>						
<u>Player</u>	<u>G</u>	<u>No.</u>	<u>Yds.</u>	<u>Avg.</u>	<u>TD</u>	<u>Yds./G</u>
Stephen Shiver	11	36	634	17.6	5	57.6
Jason McNair	11	28	199	7.1	0	18.1
Daniel Chamberlain	10	20	283	14.1	4	28.3
Chris Thompson	11	19	239	12.6	1	21.7
Kenny Jones	10	16	248	15.5	0	24.8
<b>SCORING</b>						
<u>Player</u>	<u>G</u>	<u>TD</u>	<u>XPT.</u>	<u>FG</u>	<u>Pts.</u>	<u>Pts./G</u>
Cody Sandlin	11	-	28-29	11-14	61	5.5
Stephen Shiver	11	5	-	-	30	2.7
Daniel Chamberlain	10	4	-	-	24	2.4
Tevin Barksdale	10	3	-	-	18	1.8
<b>TACKLES</b>						
<u>Player</u>	<u>G</u>	<u>Solo</u>	<u>Asst.</u>	<u>Total</u>	<u>TFL</u>	<u>Sacks</u>
Josh Bey	11	55	36	91	12.5	3.5
Jett Howard	11	28	28	56	5.5	0.5
Tim Cox	11	20	25	45	11.5	5.0
Kendal Harper	11	29	13	42	2.0	0
Justin Darden	11	18	21	39	9.5	3.5
<b>INTERCEPTIONS</b>						
<u>Player</u>	<u>G</u>	<u>No.</u>	<u>Yds.</u>	<u>Avg.</u>	<u>TD</u>	<u>PBU</u>
Kendal Harper	11	3	6	2.0	0	0
Jonathan Utley	11	2	9	4.5	0	1
Derek Welch	10	1	0	0	0	8
Nate Rottero	41	1	28	28.0	1	2
Obi Nwankwo	28	1	0	0	0	4

Returning Players in Bold

## 2010 SCHEDULE AND RESULTS

<u>Date</u>	<u>Opponent</u>	<u>Result</u>	<u>Attendance</u>
9/4	at Tennessee	L, 50-0	99,123
9/11	at Southeastern Louisiana	L, 24-10	5,320
<b>9/18</b>	<b>Eastern Illinois*</b>	<b>W, 20-10</b>	<b>4,791</b>
9/25	at Murray State*	L, 52-16	8,107
9/30	at Tennessee Tech*	W, 27-24	7,869
<b>10/9</b>	<b>#3 Jacksonville State*</b>	<b>L, 30-20</b>	<b>3,913</b>
<b>10/16</b>	<b>Eastern Kentucky*</b>	<b>W, 10-7</b>	<b>5,330</b>
<b>10/21</b>	<b>Lambuth</b>	<b>W, 52-21</b>	<b>4,328</b>
10/30	at #11 Southeast Missouri*	L, 24-17	11,126
11/6	at Austin Peay*	W, 28-12	4,307
<b>11/13</b>	<b>Tennessee State*</b>	<b>W, 37-0</b>	<b>3,141</b>

\* - Ohio Valley Conference Contest

Home Games in Bold



## TEAM RECORDS

### INDIVIDUAL RUSHING

#### Most Attempts

Game: 47 - Don Chapman vs. Murray State (2005)  
 Season: 302 - Don Chapman (2005)  
 Career: 1046 - Don Chapman (2004-07)

#### Most Yards

Game: 272 - Don Chapman vs. Southeast Mo. (2004)  
 Season: 1,412 - Don Chapman (2006)  
 Career: 5,017 - Don Chapman (2004-07)

### INDIVIDUAL PASSING

#### Most Attempts

Game: 65 - Brady Wahlberg vs. Jacksonville St. (2003)  
 Season: 424 - Leon Reed (1988)  
 Career: 791 - Cade Thompson (2007-09)

#### Most Completions

Game: 44 - Brady Wahlberg vs. Jacksonville St. (2003)  
 Season: 241 - Jeff McCrone (1995)  
 Career: 478 - Cade Thompson (2007-09)

#### Most Yards

Game: 438 - Jeff McCrone vs. Tennessee St. (1995)  
 Season: 3,051 - Leon Reed (1988)  
 Career: 6,260 - Cade Thompson (2007-09)

### INDIVIDUAL RECEIVING

#### Most Receptions

Game: 16 - William Mackall vs. Delta State (1987)  
 Season: 90 - William Mackall (1987)  
 Career: 225 - William Mackall (1985-88)

#### Most Receiving Yards

Game: 283 - William Mackall vs. Troy State (1988)  
 Season: 1,026 - William Mackall (1988)  
 Career: 2,494 - William Mackall (1985-88)

## YEAR-BY-YEAR RESULTS

YEAR	ALL	OVC	COACH	YEAR	ALL	OVC	COACH
1952	3-4	--	James Henson	1983	4-7	--	Fred Pickard
1953	2-5	--	James Henson	1984	2-8-1	--	Fred Pickard
1954	2-6	--	James Henson	1985	1-10	--	Fred Pickard
1955	2-5-1	--	James Henson	1986	3-8	--	Don McLeary
1956	4-4	--	James Henson	1987	5-6	--	Don McLeary
1957	6-1	--	Bob Carroll	1988	11-2	--	Don McLeary
1958	7-0-1	--	Bob Carroll	1989	2-9	--	Don McLeary
1959	4-4	--	Bob Carroll	1990	4-7	--	Don McLeary
1960	7-3	--	Bob Carroll	1991	5-6	--	Don McLeary
1961	4-5	--	Bob Carroll	1992	3-8	2-6	Don McLeary
1962	6-3	--	Bob Carroll	1993	6-5	5-3	Don McLeary
1963	5-5	--	Bob Carroll	1994	5-6	2-6	Don McLeary
1964	4-5-1	--	Bob Carroll	1995	5-6	4-4	Don McLeary
1965	4-5	--	Bob Carroll	1996	1-10	1-7	Don McLeary
1966	5-5	--	Bob Carroll	1997	1-10	0-7	Jim Marshall
1967	10-1	--	Bob Carroll	1998	0-11	0-7	Jim Marshall
1968	3-5-1	--	Bob Carroll	1999	1-10	0-7	Jim Marshall
1969	3-6	--	Bob Carroll	2000	2-9	0-7	Sam McCorkle
1970	7-3	--	Bob Carroll	2001	1-10	0-6	Sam McCorkle
1971	5-5	--	Bob Carroll	2002	2-10	0-6	Sam McCorkle
1972	1-9	--	Bob Carroll				Johnny Jernigan
1973	2-8-1	--	Bob Carroll	2003	2-10	1-7	Matt Griffin
1974	2-9	--	Bob Carroll	2004	2-9	1-7	Matt Griffin
1975	2-8	--	George MacIntyre	2005	6-5	4-4	Matt Griffin
1976	8-3	--	George MacIntyre	2006	9-3	6-1	Jason Simpson
1977	8-3	--	George MacIntyre	2007	4-7	4-4	Jason Simpson
1978	2-8	--	Vester Newcomb	2008	8-4	6-2	Jason Simpson
1979	5-5	--	Vester Newcomb	2009	5-6	4-4	Jason Simpson
1980	4-7	--	Lynn Amadee	2010	6-5	5-3	Jason Simpson
1981	4-7	--	Lynn Amadee				
1982	5-6	--	Fred Pickard				

*Above Includes Years as a Senior College Only*

### OVC Championships (1)

2006\*

\* Co Champions

### NCAA FCS Playoff Appearances (1)

2006



**UT Martin running back Don Chapman (2004-07) became the No. 3 leading rusher in OVC history and only 14th Division I player to rush for 1,000 yards in four consecutive seasons.**

## ALL-TIME COACHES

Coach	Years	Overall Record	OVC Record	OVC Titles	Playoff Appearances
James Henson	1952-56	13-24-1 (.355)	-	-	-
Bob Carroll	1957-74	85-82-4 (.509)	-	-	-
George MacIntyre	1975-77	18-14 (.563)	-	-	-
Vester Newcomb	1978-79	7-13 (.350)	-	-	-
Lynn Amadee	1980-81	8-14 (.364)	-	-	-
Fred Pickard	1982-85	12-31-1 (.284)	-	-	-
Don McLeary	1986-96	50-73 (.407)	14-26 (.350)	0	0
Jim Marshall	1997-99	2-31 (.061)	0-21 (.000)	0	0
Sam McCorkle	2000-02	5-25 (.167)	0-16 (.000)	0	0
Johnny Jernigan	2002	0-4 (.000)	0-3 (.000)	0	0
Matt Griffin	2003-05	10-24 (.294)	6-18 (.250)	0	0
Jason Simpson	2006-present	32-25 (.561)	25-14 (.641)	1	1



## 2010 ALL-OHIO VALLEY CONFERENCE TEAMS

**OVC Offensive Player of the Year:** Henry Harris, Southeast Missouri  
**OVC Defensive Player of the Year:** Andrew Soucy, Eastern Kentucky  
**OVC Freshman of the Year:** Coty Blanchard, Jacksonville State  
**OVC Roy Kidd Coach of the Year:** Tony Samuel, Southeast Missouri

### FIRST-TEAM OFFENSE

Player	School	Pos.	Ht.	Wt.	Yr.	Hometown	Key Stats
Matt Scheible	Southeast Missouri	QB	6-1	200	Jr.	Washington, Mo.	1177 pass yds., 8 TD's, 830 rush yds., 7 TD's
Henry Harris	Southeast Missouri	RB	5-8	185	Sr.	Memphis, Tenn.	1627 yards, 18 total TD's, 147.91 yards/game
Mike Harris	Murray State	RB	5-11	200	Jr.	Tulsa, Okla.	904 yards (6.5 ypc), 10 TD's, 100.4 yds/game
Marcus Harris	Murray State	WR	6-1	185	Sr.	St. Louis, Mo.	84 catches, 1057 yards (12.6 ypc), 9 TD's
Tim Benford	Tennessee Tech *	WR	6-1	195	Jr.	Chattanooga, Tenn.	47 catches, 779 yards (16.6 ypc), 9 TD's
Cory Freeman	Jacksonville State #	TE	6-3	245	Sr.	Brewton, Ala.	11 catches, 88 yards (8.0 ypc), 1 TD
Sean Middleton	Southeast Missouri	C	6-3	305	Sr.	Los Angeles, Calif.	Graded out at 90%, 68 knockdowns
Bryan Curry	Southeast Missouri	OG	6-3	320	Sr.	Nashville, Tenn.	Graded out at 87%, 49 knockdowns
Frank Knights	Southeast Missouri	OG	6-1	300	Sr.	Aptos, Calif.	Graded out at 88%, 54 knockdowns
Curt Porter	Jacksonville State #	OT	6-7	290	Sr.	Fayette, Ala.	Graded out at 92%, 81 knockdowns
Evan Conrad	Southeast Missouri	OT	6-3	305	So.	Columbia, Mo.	Graded out at 91%, 77 knockdowns

### FIRST-TEAM DEFENSE

Player	School	Pos.	Ht.	Wt.	Yr.	Hometown	Key Stats
Andrew Soucy	Eastern Kentucky *	DL	6-2	298	Sr.	Canton, Ga.	28 tackles, 10.0 TFL, 4.5 sacks, 3 QBH, 1 FF
Spyros Bazigos	Eastern Illinois	DL	5-11	279	Sr.	Glen Ellyn, Ill.	46 tackles, 13.5 TFL, 1.0 sacks, 1 QBH, 1 FR
Monte Lewis	Jacksonville State	DL	6-3	251	Jr.	Abbeville, Ala.	29 tackles, 6.5 TFL, 3.0 sacks, 1 QBH, 1 FR
J.J. Sanchez	Southeast Missouri	DL	6-1	277	Sr.	Glendale, Ariz.	45 tackles, 6.0 TFL, 2.0 sacks, 4 QBH
Nick Nasti	Eastern Illinois	LB	6-1	232	Sr.	Plano, Ill.	114 tackles, 3.5 TFL, 1 INT, 4 PD, 2 QBH, 1 FR
Jordan Dalrymple	Eastern Kentucky #	LB	6-0	227	Sr.	Chuluota, Fla.	65 tackles, 5.5 TFL, 1.0 sacks, 2 QBH, 1 FF
Josh Bey	UT Martin *^	LB	6-0	222	Sr.	Springfield, Tenn.	91 tackles, 12.5 TFL, 3.5 sacks, 2 QBH, 3 FF
Jeremy Caldwell	Eastern Kentucky *	DB	5-10	183	Jr.	Chattanooga, Tenn.	32 tackles, 3 INT's, 1 TD, 4 PBU, 7 PD, 1 FF
Keginald Harris	Jacksonville State	DB	6-3	190	So.	Town Creek, Ala.	49 tackles, 1.5 TFL, 5 INT's, 5 PBU, 10 PD
Tylor Brock	Southeast Missouri	DB	6-3	195	So.	St. Louis, Mo.	53 tackles, 6 INT's, 2 TD's, 2 PBU, 8 PD
Eugene Clifford	Tennessee State *^!	DB	6-2	205	Sr.	Cincinnati, Ohio	83 tackles, 4 INT's, 10 PBU, 14 PD, 2 FF

### FIRST-TEAM SPECIALISTS

Player	School	Pos.	Ht.	Wt.	Yr.	Hometown	Key Stats
Kienan Cullen	Murray State #	K	6-3	224	Jr.	Louisville, Ky.	15-of-23 FG's, Long of 43, 44-of-48 PAT's
Kevin Cook	Eastern Illinois &^^	P	6-2	219	Sr.	Libertyville, Ill.	42.9 average, Long of 86, 19 inside 20-yd. line
Terrence Holt	Austin Peay *\$^^	RS	5-7	186	Sr.	Nashville, Tenn.	47 KOR, 1100 yards (23.4 ypc), 1 TD

### SECOND-TEAM OFFENSE

Player	School	Pos.	Ht.	Wt.	Yr.	Hometown	Key Stats
Casey Brockman	Murray State	QB	6-2	205	So.	Murray, Ky.	213-of-320, 2442 yards, 15 TD's, 7 rush TD's
Terrence Holt	Austin Peay *	RB	5-7	186	Sr.	Nashville, Tenn.	793 yards (5.4 ypc), 8 TD's, 72.1 yards/game
Preston Brown	Tennessee State	RB	5-10	190	Sr.	Nashville, Tenn.	760 yards (6.1 ypc), 6 TD's, 152.0 yards/game
Orlandus Harris	Eastern Kentucky	WR	6-0	185	So.	Chattanooga, Tenn.	56 catches, 940 yards (16.8 ypc), 7 TD's
Jeffrey Cameron	Jacksonville State	WR	6-2	185	Sr.	Tupelo, Miss.	34 catches, 671 yards (19.7 ypc), 5 TD's
Cody Bruns	Eastern Illinois	TE	6-4	214	Sr.	Phoenix, Ariz.	20 catches, 238 yards (11.9 ypc), 3 TD's
Tyler Ogletree	Jacksonville State	C	6-1	295	Sr.	Griffin, Ga.	Graded out at 89%, 89.5 knockdowns
Justin Kay	Jacksonville State	OG	6-3	290	Sr.	Vestavia Hills, Ala.	Graded out at 89%, 80 knockdowns
Alex Davis	Tennessee State	OG	6-2	318	Sr.	Sarasota, Fla.	Graded out over 90% all season
Gershon Jordan	Tennessee State	OT	6-6	325	Sr.	Nashville, Tenn.	Graded out over 95% all season
Jeremy Buchanan	UT Martin	OT	6-3	299	Sr.	Antioch, Tenn.	

### SECOND-TEAM DEFENSE

Player	School	Pos.	Ht.	Wt.	Yr.	Hometown	Key Stats
Emory Attig	Eastern Kentucky	DL	6-2	294	Jr.	Alpharetta, Ga.	34 tackles, 7.5 TFL, 3.0 sacks, 1 FR
Jamison Wadley	Jacksonville State	DL	6-3	260	Jr.	Gadsden, Ala.	38 tackles, 7.5 TFL, 2.0 sacks, 1 FR
Justin Hilliard	Tennessee Tech	DL	6-3	285	Sr.	Pikeville, Tenn.	45 tackles, 6.5 TFL, 0.5 sacks, 2 PBU, 2 PD
Tim Cox	UT Martin	DL	5-11	226	Sr.	Jackson, Miss.	45 tackles, 11.5 TFL, 5.0 sacks, 3 QBH, 2 FF
Antonio Bonner	Jacksonville State	LB	6-2	245	Sr.	Marietta, Ga.	71 tackles, 7.0 TFL, 1 PBU, 1 PD, 1 QBH
Joshua Jackson	Southeast Missouri	LB	6-1	220	Sr.	Baytown, Texas	70 tackles, 2.5 TFL, 1.0 sacks, 1 QBH, 1 FF
Justin Woodlief	Southeast Missouri %	LB	6-3	240	Sr.	Santa Cruz, Calif.	64 tackles, 0.5 TFL, 4 INT's, 4 PD, 2 FF
Rico Council	Tennessee State !	LB	6-1	255	Jr.	Chattanooga, Tenn.	79 tackles, 6.0 TFL, 4.0 sacks, 1 PBU, 1 PD
CJ James	Eastern Illinois *	DB	5-8	182	Sr.	Ft. Lauderdale, Fla.	56 tackles, 5.0 TFL, 1.0 sacks, 3 PBU, 3 PD
Patrick McClellan	Eastern Kentucky	DB	6-3	216	Jr.	Maineville, Ohio	68 tackles, 2.0 TFL, 1 INT, 5 PBU, 6 PD
Dontrell Johnson	Murray State	DB	5-11	180	Jr.	Moultrie, Ga.	67 tackles, 7.5 TFL, 2 INT's, 8 PBU, 10 PD
Kendal Harper	UT Martin	DB	5-10	183	Jr.	Trenton, Tenn.	42 tackles, 2.0 TFL, 3 INT's, 6 PBU, 9 PD

### SECOND-TEAM SPECIALISTS

Player	School	Pos.	Ht.	Wt.	Yr.	Hometown	Key Stats
James Esco	Jacksonville State	K	6-2	175	So	Leesburg, Ga.	13-of-19 FG's, Long of 45, 41-of-43 PAT's
Jordan Berry	Eastern Kentucky	P	6-5	195	R-Fr.	Essendon, Australia	42.9 average, Long of 75, 22 inside 20-yd. line
Dontrell Johnson	Murray State	RS	5-11	180	Jr.	Moultrie, Ga.	15 PR, 22.8 yds/return, 2 TD's, 16 KR, 20.2 yds/rt.

\* - 1st team All-OVC team in 2009  
 \$ - 1st team All-OVC in 2008

# - 2nd team All-OVC team in 2009  
 ^ 2nd team All-OVC in 2008  
 & - 2nd team All-OVC in 2007

% - OVC All-Newcomer team in 2009  
 ! - OVC All-Newcomer in 2008  
 ^^ - OVC All-Newcomer in 2007

### ALL-NEWCOMER TEAM

Player	School	Pos.	Ht.	Wt.	Yr.	Hometown	Key Stats
Jimmy Garoppolo	Eastern Illinois	QB	6-3	208	Fr.	Rolling Meadows, Ill.	124-of-211 (58.8%), 1639 yards, 14 TD's
Jordan Berry	Eastern Kentucky	P	6-5	195	R-Fr.	Essendon, Australia	42.9 average, Long of 75, 22 inside 20-yd. line
Anthony Brown	Eastern Kentucky	DL	6-0	228	R-Fr.	Cincinnati, Ohio	59 tackles, 12.5 TFL, 6.5 sacks, 4 QBH, 1 FF
Darius Barksdale	Jacksonville State	RB	6-1	205	Fr.	Batesville, Miss.	322 yards (3.6 ypc), 1 TD, 2 catches
Coty Blanchard	Jacksonville State	P/QB	6-0	180	Fr.	Leesburg, Ala.	39.5 punt avg., 296 pass yds., 8 TD's, 2 rush TD's
Marquis George	Jacksonville State	DL	6-4	242	Jr.	Elsner, Del.	31 tackles, 6.0 TFL, 1.0 sacks, 1 QBH
Arthur Brackett	Murray State	WR	6-0	180	R-Fr.	Madison, Ala.	62 catches, 617 yards (10.0 ypc), 3 TD's
Mike Harris	Murray State	RB	5-11	200	Jr.	Tulsa, Okla.	904 yards (6.5 ypc), 10 TD's, 100.4 yds/game
Dontrell Johnson	Murray State	DB/RS	5-11	180	Jr.	Moultrie, Ga.	67 tackles, 2 INT's, 22.8 yards/PR, 2 TD's
Wilson Robinson	Tennessee State	LB	6-3	218	Fr.	Birmingham, Ala.	24 tackles, 3.5 TFL, 2.0 sacks, 1 QBH
Jocques Crawford	Tennessee Tech	RB	6-1	238	Sr.	Memphis, Tenn.	568 yards (5.1 ypc), 8 TD's, 56.8 yards/game













## 2010 OVC PLAYERS OF THE WEEK

### OFFENSIVE

- 9/5 **Marques Ivory, Jacksonville State**  
**Coty Blanchard, Jacksonville State**
- 9/12 Matt Scheible, Southeast Missouri
- 9/19 Henry Harris, Southeast Missouri
- 9/26 Jamal Young, Jacksonville State  
Henry Harris, Southeast Missouri  
**Preston Brown, Tennessee State**
- 10/3 Henry Harris, Southeast Missouri
- 10/10 **Casey Brockman, Murray State**
- 10/17 Henry Harris, Southeast Missouri
- 10/24 Matt Scheible, Southeast Missouri
- 10/31 T.J. Pryor, Eastern Kentucky
- 11/7 Chris Wright, Eastern Illinois  
Orlandus Harris, Eastern Kentucky
- 11/14 **Casey Brockman, Murray State**
- 11/21 Casey Brockman, Murray State  
**Cass Barnes, Tennessee Tech**

### DEFENSIVE

- 9/5 Rodney Garrott, Jacksonville State
- 9/12 Jeremy Ross, Austin Peay  
Aaron Grimes, Southeast Missouri
- 9/19 Darrin Nalls, UT Martin
- 9/26 Rico Council, Tennessee State
- 10/3 **Darrick Borum, Southeast Missouri**
- 10/10 Rico Council, Tennessee State
- 10/17 **Caleb Mitchell, Tennessee Tech**  
**Marcus Edwards, Tennessee Tech**
- 10/24 Brannon Byrd, Jacksonville State
- 10/31 Joshua Jackson, Southeast Missouri
- 11/7 Tyson Patrick, Eastern Kentucky
- 11/14 Jason Horton, Jacksonville State
- 11/21 Richmond Tooley, Tennessee Tech

### SPECIALIST

- 9/5 Rayshawn Weatherspoon, Tennessee St.
- 9/12 Drew Geldbach, Southeast Missouri
- 9/19 Stephen Stansell, Austin Peay
- 9/26 **Dontrell Johnson, Murray State**
- 10/3 **Kevin Cook, Eastern Illinois**
- 10/10 Matthew Barker, Tennessee Tech
- 10/17 Rashad Haynes, Eastern Illinois  
Jordan Berry, Eastern Kentucky
- 10/24 Drew Geldbach, Southeast Missouri  
Nick Campbell, Tennessee Tech
- 10/31 Joe Hook, UT Martin
- 11/7 Jeremy Caldwell, Eastern Kentucky
- 11/14 James Esco, Jacksonville State
- 11/21 Jeremy Caldwell, Eastern Kentucky

### NEWCOMER

- 9/5 Coty Blanchard, Jacksonville State
- 9/12 Coty Blanchard, Jacksonville State
- 9/19 CJ Estelle, UT Martin
- 9/26 Mike Harris, Murray State
- 10/3 Coty Blanchard, Jacksonville State  
Arthur Brackett, Murray State
- 10/10 Mike Harris, Murray State
- 10/17 Jocques Crawford, Tennessee Tech
- 10/24 Jimmy Garoppolo, Eastern Illinois
- 10/31 Jimmy Garoppolo, Eastern Illinois
- 11/7 **Mike Harris, Murray State**
- 11/14 Darius Barksdale, Jacksonville State  
Duane Brady, Murray State
- 11/21 Jocques Crawford, Tennessee Tech

*Note: A complete list of all-time OVC Players of the Week from 1978 to the present is available starting on page 98 of this publication.*

**Bold indicates players who went on to win National Player of the Week honors that week.**

## 2010 FINAL NATIONAL POLLS

### SPORTS NETWORK

#### MEDIA POLL

Team (1st Place Votes)	Record	Pts.
1. Eastern Washington (121)	13-2	3,049
2. Delaware (1)	12-3	2,928
3. Villanova	9-5	2,765
4. Appalachian State	10-3	2,453
5. Georgia State	10-5	2,440
6. Wofford	10-3	2,297
7. New Hampshire	8-5	2,063
8. Stephen F. Austin	9-3	1,962
9. North Dakota State	9-5	1,923
10. William & Mary	8-4	1,901
11. Montana State	9-3	1,789
12. <b>Jacksonville State</b>	<b>9-3</b>	<b>1,721</b>
13. <b>Southeast Missouri</b>	<b>9-3</b>	<b>1,702</b>
14. Lehigh	10-3	1,369
15. Bethune-Cookman	10-2	1,209
16. South Carolina State	9-3	1,139
17. Western Illinois	8-5	1,076
18. Penn	9-1	1,003
19. Northern Iowa	7-5	910
20. Montana	7-4	751
21. Liberty	8-3	565
22. Jacksonville	10-1	515
23. Grambling State	9-2	377
24. Cal Poly	7-4	315
25. Dayton	10-1	245

**Others Receiving Votes:** Robert Morris, Coastal Carolina, Texas Southern, Richmond, James Madison, Southern Utah, Massachusetts, Florida A&M, Jackson State, Central Arkansas, Old Dominion, Sacramento State, Chattanooga, UC Davis, McNeese State, Northern Arizona, Elon, **Eastern Kentucky**, Weber State, Harvard, Yale, Colgate, **Murray State**, Illinois State, Rhode Island, Indiana State, Stony Brook.

### FCS

#### COACHES POLL

Team (1st Place Votes)	Record	Pts.
1. Eastern Washington (25)	13-2	625
2. Delaware	12-3	600
3. Villanova	9-5	533
4. Appalachian State	10-3	528
5. Wofford	10-3	489
6. Georgia Southern	10-5	465
7. New Hampshire	8-5	438
8. William & Mary	8-4	414
9. North Dakota State	9-5	404
10. Stephen F. Austin	9-3	382
11. Montana State	9-3	353
12. <b>Jacksonville State</b>	<b>9-3</b>	<b>349</b>
13. <b>Southeast Missouri</b>	<b>9-3</b>	<b>346</b>
14. Lehigh	10-3	281
15. Bethune-Cookman	10-2	249
16. Penn	9-1	220
17. South Carolina State	9-3	203
18. Northern Iowa	7-5	194
19. Liberty	8-3	193
20. Western Illinois	8-5	172
21. Montana	7-4	146
22. Jacksonville	10-1	123
23. Cal Poly	7-4	92
24. Grambling State	9-2	66
25. Dayton	10-1	56

**Others Receiving Votes:** Robert Morris, Coastal Carolina, Richmond, Southern Utah, Texas Southern, Florida A&M, Massachusetts, Central Arkansas, Northern Arizona, Sacramento State, McNeese State, James Madison, Illinois State, UC Davis, Weber State.



*Southeast Missouri State senior running back Henry Harris was one of two OVC players named to five of the six FCS All-American teams following the 2010 season. He was a first-team selection by Phil Steele, the Sports Network, Walter Camp and College Sporting News and a second-team Associated Press pick after amassing the fourth-most rushing yards in OVC history (1,735).*

## 2010 ALL-AMERICANS

### ASSOCIATED PRESS

- OT - Curt Porter, Jacksonville State (1st)
- DB - Eugene Clifford, Tennessee State (1st)
- RB - Henry Harris, Southeast Missouri (2nd)
- WR - Marcus Harris, Murray State (2nd)
- C - Sean Middleton, Southeast Missouri (3rd)
- DL - Andrew Soucy, Eastern Kentucky (3rd)

### AFCA

No OVC players selected

### CSN SWEET 63 TEAM

- C - Sean Middleton, Southeast Missouri
- RB - Henry Harris, Southeast Missouri
- AP - Terrence Holt, Austin Peay
- DB - Eugene Clifford, Tennessee State
- DB/RS - Jeremy Caldwell, Eastern Kentucky
- PR - Dontrell Johnson, Murray State

### PHIL STEELE

- RB - Henry Harris, Southeast Missouri (1st)
- C - Sean Middleton, Southeast Missouri (1st)
- S - Eugene Clifford, Tennessee State (1st)
- S - Tylor Brock, Southeast Missouri (2nd)
- KR - Jeremy Caldwell, Eastern Kentucky (2nd)
- PR - Dontrell Johnson, Murray State (2nd)
- WR - Marcus Harris, Murray State (3rd)
- OT - Curt Porter, Jacksonville State (3rd)
- WR - Tim Benford, Tennessee Tech (4th)
- DL - Andrew Soucy, Eastern Kentucky (4th)
- LB - Josh Bey, Eastern Kentucky (4th)

### SPORTS NETWORK

- RB - Henry Harris, Southeast Missouri (1st)
- S - Eugene Clifford, Tennessee State (1st)
- WR - Marcus Harris, Murray State (2nd)
- OT - Curt Porter, Jacksonville State (2nd)
- OG - Frank Knights, Southeast Missouri (2nd)
- KR - Jeremy Caldwell, Eastern Kentucky (2nd)
- PR - Dontrell Johnson, Murray State (2nd)
- C - Sean Middleton, Southeast Missouri (3rd)

### WALTER CAMP

- RB - Henry Harris, Southeast Missouri
- S - Eugene Clifford, Tennessee State



<b>1985</b> #Middle Tennessee #Akron Eastern Kentucky Murray State Youngstown State Austin Peay Tennessee Tech Morehead State  <b>1986</b> #Eastern Kentucky #Murray State Akron Middle Tennessee Morehead State Austin Peay Youngstown State Tennessee Tech  <b>1987</b> #Eastern Kentucky #Youngstown State Middle Tennessee Murray State Tennessee Tech Morehead State Austin Peay  <b>1988</b> #Eastern Kentucky Middle Tennessee Murray State Tennessee State Austin Peay Morehead State Tennessee Tech  <b>1989</b> #Middle Tennessee #Eastern Kentucky Murray State Tennessee State Tennessee Tech Austin Peay %Morehead State  <b>1990</b> #Eastern Kentucky #Middle Tennessee Tennessee State Tennessee Tech Morehead State Murray State Austin Peay  <b>1991</b> #Eastern Kentucky #Middle Tennessee Austin Peay Morehead State Southeast Missouri Tennessee State Tennessee Tech Murray State  <b>1992</b> #Middle Tennessee #Eastern Kentucky Tennessee Tech Tennessee State Morehead State Austin Peay UT Martin Southeast Missouri Murray State  <b>1993</b> #Eastern Kentucky Tennessee Tech UT Martin Middle Tennessee Murray State Tennessee State Morehead State Southeast Missouri Austin Peay	<b>1994</b> #Eastern Kentucky #Middle Tennessee Southeast Missouri Tennessee State Murray State Tennessee Tech Austin Peay UT Martin Morehead State  <b>1995</b> #Murray State #Eastern Kentucky Middle Tennessee Southeast Missouri UT Martin Austin Peay Tennessee Tech Morehead State Tennessee State  <b>1996</b> #Murray State #Eastern Illinois Eastern Kentucky Middle Tennessee Tennessee Tech Tennessee State Southeast Missouri Austin Peay UT Martin  <b>1997</b> #Eastern Kentucky Eastern Illinois Murray State Tennessee Tech Tennessee State Middle Tennessee Southeast Missouri UT Martin  <b>1998</b> #Tennessee State Murray State Middle Tennessee Eastern Illinois Eastern Kentucky Tennessee Tech Southeast Missouri UT Martin  <b>1999</b> #Tennessee State Murray State Middle Tennessee Eastern Illinois Eastern Kentucky Tennessee Tech Southeast Missouri UT Martin  <b>2000</b> #Western Kentucky #Eastern Illinois Tennessee Tech Murray State Eastern Kentucky Tennessee State Southeast Missouri UT Martin  <b>2001</b> #Eastern Illinois Eastern Kentucky Tennessee Tech Tennessee State Murray State Southeast Missouri UT Martin  <b>2002</b> #Eastern Illinois #Murray State Eastern Kentucky Southeast Missouri Tennessee Tech Tennessee State UT Martin	<b>2003</b> #Jacksonville State Eastern Kentucky Samford Tennessee State Southeast Missouri Murray State Eastern Illinois Tennessee Tech Samford Southeast Missouri Tennessee State UT Martin  <b>2004</b> #Jacksonville State Murray State Eastern Kentucky Eastern Illinois Tennessee Tech Samford Southeast Missouri Tennessee State UT Martin  <b>2005</b> #Eastern Illinois Eastern Kentucky Jacksonville State UT Martin Samford Tennessee Tech Southeast Missouri Tennessee State Murray State  <b>2006</b> #Eastern Illinois #UT Martin Tennessee State Jacksonville State Eastern Kentucky Tennessee Tech Southeast Missouri Samford Murray State  <b>2007</b> #Eastern Kentucky #Eastern Illinois Austin Peay Jacksonville State Tennessee State UT Martin Samford Tennessee Tech Southeast Missouri Murray State	<b>2008</b> #Eastern Kentucky Jacksonville State UT Martin Tennessee State Murray State Eastern Illinois Southeast Missouri Austin Peay Tennessee Tech  <b>2009</b> #Eastern Illinois Tennessee Tech Eastern Kentucky UT Martin Tennessee State Austin Peay Murray State Southeast Missouri \$Jacksonville State  <b>2010</b> #Southeast Missouri #Jacksonville State Eastern Kentucky Murray State UT Martin Tennessee Tech Eastern Illinois Austin Peay Tennessee State	<b>Legend</b> # - FCS/II-AA Playoff Participant  * - Evansville declared champion because Marshall and Louisville did not play required games in 1949  % - Morehead State finished the season 5-6 overall (2-4 OVC) but forfeited two non-conference and two conference games following the season  \$ - Jacksonville State was ineligible for the OVC Championship due to a NCAA postseason ban because of APR penalties
---	--	--	--	--

<b>ALL-TIME WINNING PERCENTAGES</b>		
<b>Current Members</b>	<b>OVC Games</b>	<b>All Games</b>
Austin Peay (1963-96, '07-present)	93-168-2 (.357)	152-249-3 (.380)
Eastern Illinois (1996-present)	74-38-0 (.661)	98-77-0 (.560)
Eastern Kentucky (1948-present)	300-116-7 (.717)	446-230-13 (.657)
Jacksonville State (2003-present)	48-15-0 (.762)	60-30-0 (.667)
Murray State (1948-present)	203-212-9 (.489)	326-324-16 (.502)
Southeast Missouri (1991-present)	54-96-0 (.360)	80-145-0 (.356)
Tennessee State (1988-present)	75-88-0 (.460)	114-142-2 (.446)
Tennessee Tech (1949-present)	185-207-3 (.472)	303-351-9 (.464)
UT Martin (1992-present)	45-98-0 (.315)	69-144-0 (.324)
<b>Former Members</b>	<b>OVC Games</b>	<b>All Games</b>
Western Kentucky (1948-81, 99-00)	132-87-9 (.599)	223-122-14 (.641)
Morehead State (1948-95)	83-223-5 (.275)	156-312-10 (.337)
Louisville (1948-49)	4-1-0 (.800)	13-8-0 (.619)
Evansville (1948-51)	10-9-2 (.524)	20-16-2 (.553)
Marshall (1949-51)	10-6-0 (.625)	13-17-1 (.435)
Middle Tennessee State (1952-98)	193-114-4 (.627)	297-205-9 (.592)
East Tennessee State (1958-77)	56-71-8 (.444)	85-105-9 (.450)
Akron (1980-86)	27-22-1 (.550)	41-35-1 (.539)
Youngstown State (1981-87)	27-22-0 (.551)	39-39-0 (.500)
Samford (2003-07)	15-25-0 (.375)	23-32-0 (.418)

*Note: Record in "all games" is each team's overall record in all games only in the seasons they were members of the OVC. It is not reflective of the program's all-time record.*

## OVC CHAMPIONS YEAR-BY-YEAR

<u>YEAR</u>	<u>SCHOOL</u>	<u>OVC</u>	<u>OVERALL</u>	<u>YEAR</u>	<u>SCHOOL</u>	<u>OVC</u>	<u>OVERALL</u>
1948	Murray State	3-1-0	9-1-0	1997	Eastern Kentucky	7-0-0	8-4-0
	Evansville	3-1-0	5-3-0	1998	Tennessee State	6-1-0	9-3-0
1949	Evansville	3-1-0	7-2-1	1999	Tennessee State	7-0-0	11-1-0
1950	Murray State	5-0-1	7-2-1	2000	Western Kentucky	7-0-0	11-2-0
1951	Murray State	5-1-0	8-1-0	2001	Eastern Illinois	6-0-0	9-2-0
1952	Tennessee Tech	4-1-0	9-1-0	2002	Eastern Illinois	5-1-1	8-4-0
	Western Kentucky	4-1-0	8-1-0		Murray State	5-1-1	7-5-0
1953	Tennessee Tech	5-0-0	7-4-0	2003	Jacksonville State	7-1-0	8-4-0
1954	Eastern Kentucky	5-0-0	8-0-1	2004	Jacksonville State	7-1-0	9-2-0
1955	Tennessee Tech	5-0-0	7-3-0	2005	Eastern Illinois	8-0-0	9-3-0
1956	Middle Tennessee	5-0-0	7-2-0	2006	Eastern Illinois	7-1-0	8-5-0
1957	Middle Tennessee	5-0-0	10-0-0		UT Martin	6-1-0	9-3-0
1958	Middle Tennessee	5-1-0	8-2-0	2007	Eastern Kentucky	8-0-0	9-3-0
	Tennessee Tech	5-1-0	7-3-0	2008	Eastern Kentucky	7-1-0	8-4-0
1959	Middle Tennessee	5-0-1	10-0-1	2009	Eastern Illinois	6-2-0	8-4-0
	Tennessee Tech	5-0-1	7-2-2	2010	Southeast Missouri	7-1-0	9-3-0
1960	Tennessee Tech	6-0-0	8-2-0				
1961	Tennessee Tech	6-0-0	7-3-0				
1962	Eastern Kentucky	4-2-0	6-3-0				
	East Tennessee	4-2-0	7-3-0				
	Middle Tennessee	4-2-0	6-4-0				
	Morehead State	4-2-0	5-3-0				
1963	Western Kentucky	7-0-0	9-0-1				
1964	Middle Tennessee	6-1-0	7-2-1				
1965	Middle Tennessee	7-0-0	10-0-0				
1966	Morehead State	6-1-0	7-2-0				
1967	Eastern Kentucky	5-0-2	7-1-2				
1968	Eastern Kentucky	7-0-0	8-2-0				
1969	East Tennessee	6-0-1	9-0-1				
1970	Western Kentucky	5-1-1	8-1-1				
1971	Western Kentucky	5-2-0	8-2-0				
1972	Tennessee Tech	7-0-0	10-1-0				
1973	Western Kentucky	7-0-0	10-0-0				
1974	Eastern Kentucky	6-1-0	8-2-0				
1975	Tennessee Tech	6-1-0	9-1-0				
1976	Eastern Kentucky	6-1-0	8-3-0				
1977	Austin Peay	6-1-0	9-1-0				
1978	Western Kentucky	6-0-0	8-2-0				
1979	Murray State	6-0-0	9-2-1				
1980	Western Kentucky	6-1-0	9-1-0				
1981	Eastern Kentucky	8-0-0	12-2-0				
1982	Eastern Kentucky	7-0-0	13-0-0				
1983	Eastern Kentucky	6-1-0	7-2-1				
1984	Eastern Kentucky	6-1-0	8-4-0				
1985	Middle Tennessee	7-0-0	11-1-0				
1986	Eastern Kentucky	6-1-0	10-3-1				
	Murray State	6-1-0	7-4-1				
1987	Eastern Kentucky	5-1-0	9-3-0				
	Youngstown State	5-1-0	8-4-0				
1988	Eastern Kentucky	6-0-0	11-3-0				
1989	Middle Tennessee	6-0-0	9-4-0				
1990	Eastern Kentucky	5-1-0	10-2-0				
	Middle Tennessee	5-1-0	11-2-0				
1991	Eastern Kentucky	7-0-0	12-2-0				
1992	Middle Tennessee	8-0-0	10-3-0				
1993	Eastern Kentucky	8-0-0	8-4-0				
1994	Eastern Kentucky	8-0-0	8-4-0				
1995	Murray State	8-0-0	11-1-0				
1996	Murray State	8-0-0	11-2-0				

### CHAMPIONSHIPS BREAKDOWN

<u>School</u>	<u># of Titles</u>	<u>Last Title</u>
<b>Eastern Kentucky</b>	<b>20</b>	<b>2008</b>
Middle Tennessee State*	11	1992
<b>Tennessee Tech</b>	<b>9</b>	<b>1975</b>
<b>Murray State</b>	<b>8</b>	<b>2002</b>
Western Kentucky*	8	2000
<b>Eastern Illinois</b>	<b>5</b>	<b>2009</b>
East Tennessee State*	2	1969
Evansville*	2	1949
<b>Jacksonville State</b>	<b>2</b>	<b>2004</b>
Morehead State*	2	1966
<b>Tennessee State</b>	<b>2</b>	<b>1999</b>
<b>Austin Peay</b>	<b>1</b>	<b>1977</b>
<b>Southeast Missouri</b>	<b>1</b>	<b>2010</b>
<b>UT Martin</b>	<b>1</b>	<b>2006</b>
Youngstown State*	1	1987
Louisville*	0	-
Marshall*	0	-
Samford*	0	-

#### Current OVC Members in Bold

\* No longer a OVC football-playing member institution



*Southeast Missouri State won its first OVC Championship a season ago after being picked next-to-last in the league's preseason poll.*



# ALL-TIME ALL-CONFERENCE TEAMS

- 1948**  
 E - Frank Wallheiser, WKU  
 E - Bob Sanders, MUR  
 T - John Hackney, MUR  
 T - Harold Mullins, MOR  
 G - Powell Puckett, MUR  
 G - Delmas Freeman, EKSU  
 C - Paul Wright, EKSU  
 B - Jim Pickens, WKU  
 B - Ross Lucia, UL  
 B - Joe Trabue, UL  
 B - Winnie Bill, MUR
- 1949**  
 E - Frank Wallheiser, WKU  
 E - Jack Crouch, EU  
 T - Harold Mullins, MOR  
 T - John Hackney, MUR  
 G - Carl Plantholt, EKSU  
 G - Robert Gerhardt, EU  
 C - Alvin Cope, MUR  
 B - Gene Logel, UL  
 B - Ray Pelfrey, EKSU  
 B - Ed Zoretic, EKSU  
 B - Jerry Wing, MOR
- 1950**  
 E - Stewart Kirtley, MOR  
 E - Flavious Smith, TTU  
 T - Gilbert Mains, MUR  
 T - Hoyte Threet, WKU  
 G - Roy Hina, WKU  
 G - George Maier, MAR  
 C - Clyde McLaughlin, MOR  
 B - Chuck Porter, MOR  
 B - Phil Foster, MUR  
 B - Joe Unfried, EU  
 B - Jerry Wing, MOR
- 1951**  
 E - Flavious Smith, TTU  
 E - James Swieczek, MAR  
 T - Gilbert Mains, MUR  
 T - Ed Wessel, EU  
 G - Marv Rammelsburg, MOR  
 G - Marvin Satterly, WKU  
 C - Lawrence Gilbert, WKU  
 B - Chuck Hertzler, EKSU  
 B - Jimmy Feix, WKU  
 B - Bernie Behrendt, MUR  
 B - Charles Fisher, EU
- 1952**  
**OFFENSE**  
 E - Eddie Scott, TTU  
 E - R. E. Simpson, WKU  
 T - Chuck Schmitt, EKSU  
 T - Tom Fann, TTU  
 G - Marvin Satterly, WKU  
 G - Ben Chamness, MUR  
 C - Bernie Fielor, MOR  
 B - Jimmy Feix, WKU  
 B - Bernie Behrendt, MUR  
 B - Gene McFadden, WKU  
 B - Bobby Young, MTSU  
**DEFENSE**  
 E - Alex Kilakowski, EKSU  
 E - Mac Catlett, MUR  
 T - Howard Alsop, MTSU  
 T - John Roberts, MUR  
 G - Marvin Satterly, WKU  
 G - John Satterly, MOR  
 LB - Bernie Behrendt, MUR  
 LB - Bernie Fielor, MOR  
 HB - Garnett Rather, MTSU  
 HB - Max Stevens, WKU  
 S - John Bohna, MUR
- 1953**  
 E - Bill Ploumis, WKU  
 E - Marshall Taylor, TTU  
 T - Howard Alsop, MTSU  
 T - James Parsons, TTU  
 G - Marvin Satterly, WKU  
 G - Carl Oakley, EKSU  
 C - Arnie Oaken, WKU  
 B - Bobby Young, MTSU  
 B - Roy Kidd, EKSU  
 B - Gene McFaddn, WKU  
 B - John Bohna, MUR  
 B - Max Stevens, WKU
- 1954**  
 E - Fred Winscher, EKSU  
 E - Walt Apperson, WKU  
 T - Frank Nassida, EKSU
- T - James Passons, TTU  
 G - Jerry Johns, EKSU  
 G - Joe Collier, EKSU  
 C - Tom Patterson, WKU  
 B - James Hanlon, EKSU  
 B - Don Daly, EKSU  
 B - Garner Ezell, MTSU  
 B - Bob Muller, EKSU
- 1955**  
 E - Tom Schulte, EKSU  
 E - Don Heine, MUR  
 T - Bill Hix, MTSU  
 T - Bill Stogner, TTU  
 G - Al Giordano, MUR  
 G - Vernon Wilson, WKU  
 C - Bill Strawn, WKU  
 B - Terry Sweeney, MTSU  
 B - Carl Walker, MUR  
 B - Travis Akin, MTSU  
 B - Ted Schwanger, TTU
- 1956**  
 E - Jerry Hurst, MTSU  
 E - Don Heine, MUR  
 T - Gerald DeLuca, MTSU  
 T - Don Simonic, TTU  
 G - Al Giordano, MTSU  
 G - Harold Greer, MTSU  
 C - Don Plonk, MTSU  
 B - Jerre Stripling, MUR  
 B - Doug Caldwell, TTU  
 B - Dave Bottos, MUR  
 B - Terry Sweeney, MTSU
- 1957**  
 E - Jerry Hurst, MTSU  
 E - G.E. McCormack, MTSU  
 T - Darrell Ferguson, TTU  
 T - Ralph Massey, MTSU  
 G - Lester Rizer, MTSU  
 G - Jim Hardin, WKU  
 C - Tom Scott, MOR  
 B - Bobby Hallum, MTSU  
 B - John Sebest, EKSU  
 B - Marvin Roiman, MTSU  
 B - Ken Wright, TTU
- 1958**  
 E - Rudy Schmittou, TTU  
 E - Bert Dixon, MOR  
 T - Don Franklin, MTSU  
 T - Larry Nutter, WKU  
 G - Willie Hickerson, MUR  
 G - Jim Hardin, WKU  
 C - Mickey Banyas, ETSU  
 B - Bobby Hallum, MTSU  
 B - Bucky Pitts, MTSU  
 B - Dave Bishop, EKSU  
 B - Jack Morris, MUR
- 1959**  
 E - Tommy Hackler, TTU  
 E - Brady Luckett, MTSU  
 T - Ralph Adams, MTSU  
 T - Steve Herszeg, EKSU  
 G - Eddie Miller, EKSU  
 G - Darman Place, ETSU  
 C - Joe Graybeal, EKSU  
 B - Gordon Mason, TTU  
 B - W.J. Shumaker, TTU  
 B - Ray Purvis, MTSU  
 B - Bucky Pitts, MTSU  
 B - Gene Windham, MTSU
- 1960**  
 E - Tommy Hackler, TTU  
 E - Bill Hughes, ETSU  
 T - Ray Thomas, TTU  
 T - Bob Burton, MUR  
 G - Herb Wassom, WKU  
 G - Joe Windham, MTSU  
 C - Tom Scott, MOR  
 QB - Gordon Mason, TTU  
 HB - Ronnie Quillen, ETSU  
 HB - Ralph Broyles, TTU  
 FB - Larry Puryear, MTSU
- 1961**  
 E - George Dykes, MTSU  
 E - Jim Hughes, WKU  
 E - Rudy Schmittou, TTU  
 T - Dave Baxter, TTU  
 T - Ernie DeCourley, MOR  
 G - Ralph McMillan, TTU  
 G - Don MacDonald, EKSU
- C - Lowell Smith, TTU  
 QB - Terry Bailey, MTSU  
 HB - Jimmy Chittum, EKSU  
 HB - Howard Murphy, MOR  
 FB - Ken Fults, TTU
- 1962**  
 E - Gary Foltz, MUR  
 E - George Dykes, MTSU  
 T - Pat Carter, ETSU  
 T - Ernie DeCourley, MOR  
 G - Harry Harman, ETSU  
 G - Ken Goodhew, EKSU  
 C - Jerry Kirk, ETSU  
 QB - Jimmy Baker, ETSU  
 HB - Jimmy Chittum, EKSU  
 HB - Jim Shaeffer, TTU  
 FB - Tommy Glover, MUR
- 1963**  
 E - John Mutchler, WKU  
 E - George Dykes, MTSU  
 T - Wayne King, ETSU  
 T - Harold Chambers, WKU  
 G - Joe Bugel, WKU  
 G - John Wheeler, MUR  
 C - Bryan Draper, TTU  
 QB - Jimmy Baker, ETSU  
 HB - Jim Burt, WKU  
 HB - Dale Lindsey, WKU  
 FB - Ron Reeves, TTU
- 1964**  
**OFFENSE**  
 E - Jack Smith, MOR  
 E - Pete Hunt, ETSU  
 T - Jack Armstrong, MTSU  
 T - Ed Bunio, APSU  
 G - Ed Crum, WKU  
 G - Bob Borkowski, TTU  
 C - Dave Satterfield, APSU  
 QB - Charlie Forrest, MUR  
 HB - Jim Burt, WKU  
 HB - David Holtsclaw, ETSU  
 FB - Tommy Glover, MUR  
**DEFENSE**  
 E - Richard Pare, MOR  
 E - Stan Napper, WKU  
 T - James Osborne, MOR  
 T - James Anderson, ETSU  
 MG - Keith Atchley, MTSU  
 LB - Dale Lindsey, WKU  
 LB - John Wheeler, MUR  
 B - Tim Chilcutt, APSU  
 B - Jimbo Pearson, MTSU  
 B - Pat Counts, WKU  
 B - Carlton Flatt, APSU
- 1965**  
**OFFENSE**  
 E - John Watson, MUR  
 E - Ronnie Parson, APSU  
 T - Charlie Mitchell, MUR  
 T - Tom Fiveash, MTSU  
 G - Roscoe Perkins, EKSU  
 G - Tommy Dobbs, APSU  
 C - Bryan Draper, TTU  
 QB - Teddy Morris, MTSU  
 HB - Jerry Smith, MTSU  
 HB - Dickie Moore, WKU  
 FB - John Ogles, APSU  
**DEFENSE**  
 E - George Claxton, MTSU  
 E - Chuck Siemon, EKSU  
 T - Tommy Dillard, APSU  
 T - Roy Evans, EKSU  
 MG - Keith Atchley, MTSU  
 LB - Bobby Byrd, APSU  
 LB - Larry Dotson, MTSU  
 B - Buddy Pfaadt, EKSU  
 B - Andy Toombs, APSU  
 B - Tim Chilcutt, APSU  
 B - Jim Whaley, TTU
- 1966**  
**OFFENSE**  
 E - Aaron Marsh, EKSU  
 E - Ronnie Parson, APSU  
 T - Paul Connor, MOR  
 T - Calvin Walter, APSU  
 G - Tommy Dobbs, APSU  
 G - Steve Dillard, TTU  
 C - Bill Holloway, TTU  
 QB - Jim Guice, EKSU  
 HB - Tommy Gray, MOR  
 B - Bob Holden, MTSU
- FB - John Ogles, APSU  
**DEFENSE**  
 E - George Claxton, MTSU  
 E - Wes Simpson, WKU  
 T - Bill Hull, TTU  
 T - Frank Victory, MTSU  
 MG - LeRoy Gray, ETSU  
 LB - Larry Dotson, MTSU  
 LB - Gary Virden, MOR  
 B - Buddy Pfaat, EKSU  
 B - Andy Toombs, APSU  
 B - Mike Smith, EKSU  
 B - Steve Edging, MTSU
- 1967**  
**OFFENSE**  
 E - Aaron Marsh, EKSU  
 E - Harold Roberts, APSU  
 T - Bill Brewer, EKSU  
 T - Larry Watkins, WKU  
 G - Roy Bondurant, WKU  
 G - Fred Troike, EKSU  
 C - Allen Hogan, WKU  
 QB - Billy Walker, MTSU  
 B - Dickie Moore, WKU  
 B - Larry Schreiber, TT  
 B - Harvey Tanner, MU  
**DEFENSE**  
 E - Charles Siemon, EKSU  
 E - George Claxton, MTSU  
 T - Walter Heath, WKU  
 T - Dave Haverdick, MOR  
 MG - Ted Taylor, EKSU  
 LB - Ron Reed, EKSU  
 LB - Doug Linebarger, ETSU  
 B - Harry Lenz, EKSU  
 B - Ron Overbay, ETSU  
 B - Mike Matheny, MTSU  
 B - Jim Garrett, WKU
- 1968**  
**OFFENSE**  
 E - Harold Roberts, APSU  
 E - Marvin Hicks, MOR  
 T - Bill Brewer, EKSU  
 T - George Rice, MUR  
 G - Fred Troike, EKSU  
 G - Tony Sims, MUR  
 C - John Walton, ETSU  
 QB - Larry Tillman, MUR  
 TB - Larry Schreiber, TTU  
 WB - Billy Hess, MUR  
 FB - Louis Rogan, MOR  
 PK - Jerry Pullins, EKSU  
**DEFENSE**  
 E - Lawrence Brame, WKU  
 E - Bill McPherson, TTU  
 T - Walter Heath, WKU  
 T - Dave Haverdick, MOR  
 MG - Ted Taylor, WKU  
 LB - Doug Linebarger, ETSU  
 LB - Jim Moberly, EKSU  
 B - Ron Overbay, ETSU  
 B - Howell Flatt, APSU  
 B - Don Veatch, MUR  
 B - Leon Wesley, MOR  
 P - Ron Taylor, MTSU
- 1969**  
**OFFENSE**  
 SE - Harold Roberts, APSU  
 TE - Jack Wolf, MUR  
 T - Andy Thompson, MTSU  
 T - Darryl Sadowski, MOR  
 G - Bill Swaggerty, TTU  
 G - Don Williams, MUR  
 C - John Walton, ETSU  
 QB - Johnny Vance, WKU  
 RB - Larry Schreiber, TTU  
 RB - Jim Brooks, EKSU  
 FB - John High, MOR  
 PK - Ronnie Harrold, ETSU  
**DEFENSE**  
 E - Lawrence Brame, WKU  
 E - Ron Mendheim, ETSU  
 T - Dave Haverdick, MOR  
 T - Frank Patterson, ETSU  
 MG - Teddy Taylor, EKSU  
 LB - Doug Linebarger, ETSU  
 LB - David Duval, MTSU  
 B - Bill Casey, ETSU  
 B - Bill Green, WKU  
 B - Joe Mulvihill, TTU  
 B - Al Guy, ETSU  
 P - Bill Marston, MOR
- 1970**  
**OFFENSE**  
 SE - Harold Roberts, APSU  
 TE - David Wade, ETSU  
 T - Charles Holt, MTSU  
 T - Ed Mignery, MOR  
 G - Harry Irwin, EKSU  
 G - Dennis Durso, WKU  
 C - Greg Chestnut, ETSU  
 QB - Larry Graham, ETSU  
 TB - Jimmy Brooks, EKSU  
 WB - Jay Davis, WKU  
 FB - Buch Evans, EKSU  
 PK - Steve Wilson, WKU  
**DEFENSE**  
 E - Lawrence Brame, WKU  
 E - Willie Bush, ETSU  
 T - Dave Ford, MUR  
 T - Wallace Chambers, EKSU  
 LB - Jim Barber, WKU  
 LB - Harry Lyles, MOR  
 LB - James Croudep, EKSU  
 DB - Bill Green, WKU  
 DB - Bill Casey, ETSU  
 DB - Larry Baldrige, MOR  
 DB - Ed Miller, MTSU  
 P - Chuck Cantrell, MUR
- 1971**  
**OFFENSE**  
 WR - John High, MOR  
 TE - James Wilson, EKSU  
 T - Terry Kokinda, WKU  
 T - Mike Defino, TTU  
 G - John Chuy, TTU  
 G - Jim Inglis, MTSU  
 C - Bill Sykes, WKU  
 QB - Leo Peckenpough, WKU  
 RB - Rick Fisher, MUR  
 RB - Jeff Axel, TTU  
 RB - Jimmy Brooks, EKSU  
 PK - Stan Watts, MUR  
**DEFENSE**  
 E - John Matlock, TTU  
 E - Bill Hughes, APSU  
 T - Bonnie Sloan, APSU  
 T - Terry Thompson, WKU  
 LB - Jim Youngblood, TTU  
 LB - Frank Head, MUR  
 LB - Jimmy Barber, WKU  
 B - Ray Oldham, MTSU  
 B - James Porter, EKSU  
 B - Robert Morehead, WKU  
 B - Mike Rucker, MOR  
 P - Mike Shawen, MTSU
- 1972**  
**OFFENSE**  
 WR - Larry Kirksey, EKSU  
 TE - Gary Shirk, MOR  
 T - Allen Byrd, TTU  
 T - Bob Orsillo, MTSU  
 G - Charles Holt, MTSU  
 C - Howard Cochran, TTU  
 C - Jim Dorsey, TTU  
 QB - Dave Schaetzke, MOR  
 RB - George Graentfield, MUR  
 RB - Clarence Jackson, WKU  
 RB - Jeff Axel, TTU  
 PK - Butch Gentry, TTU  
**DEFENSE**  
 E - Brad Watson, WKU  
 E - Elois Grooms, TTU  
 T - Bonnie Sloan, APSU  
 T - Wally Chambers, EKSU  
 LB - Jim Youngblood, TTU  
 LB - Mike Hennigan, TTU  
 LB - James Croudep, EKSU  
 B - John Fitzpatrick, TTU  
 B - Ray Oldham, MTSU  
 B - Mike McCoy, WKU  
 B - Andrew Francis, WKU  
 P - Chuck Cantrell, MUR
- 1973**  
**OFFENSE**  
 WR - Porter Williams, WKU  
 TE - Bill Farrell, MUR  
 T - Mike Defino, TTU  
 T - Charles Carpenter, MUR  
 G - David Noliner, WKU  
 G - Rodney Pickering, MUR  
 C - Nick Nighswander, MOR  
 QB - Alan Chadwick, ETSU  
 RB - Don Clayton, MUR  
 RB - Clarence Jackson, WKU









K - Zach Yates, EIU  
 K - Colin Schermann, SEMO  
 LB - Clint Sellers, EIU  
 LB - Greg Roffes, TTU  
 DB - Darren Williams, JSU  
 DB - Maurice Smith, TTU

**2006**

**FIRST TEAM OFFENSE**

QB - Antonio Heffner, TSU  
 RB - Don Chapman, UTM  
 RB - Vincent Webb, EIU  
 WR - Micah Rucker, EIU  
 WR - Larry Shipp, TSU  
 TE - Patrick Bugg, EIU  
 C - Billy Krause, UTM  
 OG - Jon Reuter, EIU  
 OG - Alex Atkins, UTM  
 OT - Adam Hansen, UTM  
 OT - Anthony Rubican, EIU  
 K - Shannon Flemming, SAM  
 RS - Jessie Burton, UTM

**FIRST TEAM DEFENSE**

DL - Edgar Jones, SEMO  
 DL - Mark Cristiani, EIU  
 DL - Geoffrey Woods, TTU  
 DL - Leonard Davis, TSU  
 LB - Donald Thomas, EIU  
 LB - Lucius Seymour, EIU  
 LB - Adam Casper, SEMO  
 DB - Tristan Burge, EIU  
 DB - D. Rodgers-Cromartie, TSU  
 DB - Brandon Gathof, EIU  
 DB - Nikkieda Rutland, TSU  
 P - David Simonhoff, SEMO

**SECOND TEAM OFFENSE**

QB - Lee Sweeney, TTU  
 RB - Javarris Williams, TSU  
 RB - Clay Green, JSU  
 WR - Tauren Rhetta, JSU  
 WR - Jeff Moore, SAM  
 TE - Adam Parsill, EIU  
 C - Graham Lemmond, SAM  
 OG - Keith Gergel, JSU  
 OG - Cecil Newton, TSU  
 OT - Eric Johnson, EIU  
 OT - Sean Dumford, EIU  
 K - Taylor Brown, UTM  
 RS - Davin Walker, EIU

**SECOND TEAM DEFENSE**

DL - Greg Green, JSU  
 DL - Pierre Walters, EIU  
 DL - Nate Wilson, UTM  
 DL - Joel Kilpatrick, UTM  
 LB - Markeseo Jackson, UTM  
 LB - LeMarcus Rowell, JSU  
 LB - Brandon Rosser, EIU  
 DB - Kenny Brown, JSU  
 DB - Craig Agee, JSU  
 DB - Kevin Rondo, UTM  
 DB - Aaron Strong, TSU  
 P - Chris Hicks, SAM

**ALL-NEWCOMER TEAM**

WR - Micah Rucker, EIU  
 DB - Dontrelle Miller, UTM  
 QB - Antonio Heffner, TSU  
 QB - Lee Sweeney, TTU  
 DL - Shaun Richardson, TSU  
 RB - Bobby Washington, EIU  
 LB - Tamar Butler, MUR  
 QB - Cole Stinson, EIU  
 WR - E.J. Daniel, UTM  
 DT - Jeff Sobol, EIU  
 DB - Montae Pitts, JSU  
 OT - Derek Hardman, EIU  
 OL - Devon May, JSU

**2007**

**FIRST TEAM OFFENSE**

QB - Allan Holland, EIU  
 RB - Chris Fletcher, APSU  
 RB - Ademola Adeniji, EIU  
 WR - Micah Rucker, EIU  
 WR - Larry Shipp, TTU  
 TE - DeAngelo Nelson, MUR  
 C - Shawn Dedden, EIU  
 OG - Chaz Millard, EIU  
 OG - Bakahri Thornton, EIU  
 OT - Anthony Rubican, EIU  
 OT - Sean Dumford, EIU  
 K - Gavin Hallford, JSU  
 RS - Larry Shipp, TTU

**FIRST TEAM DEFENSE**

DL - Pierre Walters, EIU  
 DL - Chris Coy, EIU  
 DL - John Scott, JSU  
 DL - Shaun Richardson, TSU  
 LB - Donald Thomas, EIU  
 LB - Adam Casper, SEMO

LB - Josh Yarbrough, UTM  
 DB - Derrick Huff, EIU  
 DB - Brandon Gathof, EIU  
 DB - D. Rodgers-Cromartie, TSU  
 DB - Maurice Smith, TTU  
 P - Doug Spada, SEMO

**SECOND TEAM OFFENSE**

QB - Jeff Ehrhardt, MUR  
 RB - Bobby Washington, EIU  
 RB - Don Chapman, UTM  
 WR - Rod Harper, MUR  
 WR - Jeff Moore, SAM  
 TE - Stephen Sizemore, EIU  
 C - Drew Cairo-Gross, EIU  
 OG - Devon May, JSU  
 OG - Kevin Bannon, UTM  
 OG - Cage Major, APSU  
 OT - Cornelius Lewis, TSU  
 OT - Adam Hansen, UTM  
 K - Taylor Long, EIU  
 RS - Maurice Dupree, JSU

**SECOND TEAM DEFENSE**

DL - Cardius Dowell, EIU  
 DL - John Jackson, TTU  
 DL - Geoffrey Woods, TTU  
 DL - Ray Williams, UTM  
 LB - George Anderson, EIU  
 LB - Justin Curry, EIU  
 LB - Devin Phillips, JSU  
 DB - Rashad Haynes, EIU  
 DB - Ke'Andre Sams, EIU  
 DB - Zach Denton, EIU  
 DB - Derrick Parrott, MUR  
 P - Kevin Cook, EIU

**ALL-NEWCOMER TEAM**

RS/RB - Terrence Holt, APSU  
 P - Kevin Cook, EIU  
 DB - Rashad Haynes, EIU  
 OG - Kevin Mahoney, EIU  
 QB - Cedric Johnson, JSU  
 QB - Jeff Ehrhardt, MUR  
 RB - Chris Evans, SAM  
 OL - Thomas Gray, SAM  
 WR - Miles Edwards, SEMO  
 RB/RS - Henry Sailes, TTU  
 QB - Cade Thompson, UTM

**2008**

**FIRST TEAM OFFENSE**

QB - Cade Thompson, UTM  
 RB - Travorus Bess, EIU  
 RB - Javarris Williams, TSU  
 WR - Maurice Dupree, JSU  
 WR - Mike Hicks, UTM  
 TE - Stephen Sizemore, EIU  
 C - Cecil Newton, TSU  
 OG - Chaz Millard, EIU  
 OG - Kevin Bannon, UTM  
 OT - Derek Hardman, EIU  
 OT - Cornelius Lewis, TSU  
 K - Taylor Long, EIU  
 RS - Terrence Holt, APSU

**FIRST TEAM DEFENSE**

DL - Pierre Walters, EIU  
 DL - Chris Coy, EIU  
 DL - Austen Lane, MUR  
 DL - Ray Williams, UTM  
 LB - Alexander Henderson, JSU  
 LB - Nathan Williams, MUR  
 LB - Nick Stauffer, SEMO  
 DB - Kevis Buckley, APSU  
 DB - Brandon Gathof, APSU  
 DB - Carnell Clark, JSU  
 DB - Dontrell Miller, UTM  
 P - Doug Spada, SEMO

**SECOND TEAM OFFENSE**

QB - Ryan Perrilloux, JSU  
 RB - Daniel Jackson, JSU  
 RB - Brandyn Young, UTM  
 WR - Derrick Townsel, MUR  
 WR - Walter Peoples, SEMO  
 TE - DeAngelo Nelson, MUR  
 C - Sam Reid, EIU  
 OG - Keith Gergel, JSU  
 OG - Scott Eller, TTU  
 OT - Dumaka Atkins, TSU  
 OT - Joe Gibbs, UTM  
 K - Gavin Hallford, JSU  
 RS - Maurice Dupree, JSU

**SECOND TEAM DEFENSE**

DL - Donovan Johnson, EIU  
 DL - Jeff Sobol, EIU  
 DL - Brandt Thomas, JSU  
 DL - Maurice Davis, TSU  
 LB - Daniel Becker, APSU  
 LB - Tyjuan Jones, EIU  
 LB - Josh Bey, UTM  
 DB - Zach Denton, EIU  
 DB - Eugene Clifford, TSU  
 DB - Larry Williford, TSU

DB - Maurice Smith, TTU  
 P - Adam Ivey, UTM  
**ALL-NEWCOMER TEAM**  
 RB - Ryan White, APSU  
 WR - Stephon Fuqua, EIU  
 DB - A.J. Davis, JSU  
 QB - Ryan Perrilloux, JSU  
 LB - Phillip Klaproth, SEMO  
 DL - Marcus Broxie, TSU  
 DB - Eugene Clifford, TSU  
 LB - Rico Council, TSU  
 WR/KR - JaJuan Spillman, TSU  
 WR - Tim Benford, TTU  
 WR - Mike Hicks, UTM

**2009**

**FIRST TEAM OFFENSE**

QB - Ryan Perrilloux, JSU  
 RB - Ryan White, APSU  
 RB - Terrence Holt, APSU  
 WR - Tim Benford, TTU  
 WR - James Wilkerson, JSU  
 TE - DeAngelo Nelson, MUR  
 C - Chaz Millard, EIU  
 OG - Tylor Chambers, JSU  
 OG - Stanley Brooks, APSU  
 OT - Derek Hardman, EIU  
 OT - Joe Gibbs, UTM  
 K - Austin Signor, EIU  
 RS - Terrence Holt, APSU

**FIRST TEAM DEFENSE**

DL - Austen Lane, MUR  
 DL - Trevor Frericks, EIU  
 DL - Andrew Soucy, EIU  
 DL - Brandt Thomas, JSU  
 LB - Alexander Henderson, JSU  
 LB - Josh Bey, UTM  
 LB - Daniel Becker, APSU  
 DB - Eugene Clifford, TSU  
 DB - T.J. Heath, JSU  
 DB - Jeremy Caldwell, EIU  
 DB - CJ James, EIU  
 P - Kienan Cullen, MUR

**SECOND TEAM OFFENSE**

QB - Jake Christensen, EIU  
 RB - Brandyn Young, UTM  
 RB - Mon Williams, EIU  
 WR - Garnett Phelps, EIU  
 WR - Derrick Townsel, MUR  
 TE - Cory Freeman, JSU  
 C - Reggie Wade, JSU  
 OG - Willie Henderson, EIU  
 OG - Slade Adams, TTU  
 OT - Chris Campbell, EIU  
 OT - Curt Porter, JSU  
 K - Kienan Cullen, MUR  
 RS - Derrick Townsel, MUR

**SECOND TEAM DEFENSE**

DL - Rocky Dee Peeler, APSU  
 DL - Perry Burge, EIU  
 DL - Chris Hall, EIU  
 DL - Kellen Woodard, TSU  
 LB - Jordan Dalrymle, EIU  
 LB - Tamar Butler, MUR  
 LB - John Jones, Jr., TSU  
 DB - Kevis Buckley, APSU  
 DB - Rashad Haynes, EIU  
 DB - Carnell Clark, JSU  
 DB - Anthony Levine, TSU  
 P - Doug Spada, SEMO

**2010**

**FIRST TEAM OFFENSE**

QB - Matt Scheible, SEMO  
 RB - Henry Harris, SEMO  
 RB - Mike Harris, MUR  
 WR - Marcus Harris, MUR  
 WR - Tim Benford, TTU  
 TE - Cory Freeman, JSU  
 C - Sean Middleton, SEMO  
 OG - Bryan Curry, SEMO  
 OG - Frank Knights, SEMO  
 OT - Curt Porter, JSU  
 OT - Evan Conrad, SEMO  
 K - Kienan Cullen, MUR  
 RS - Terrence Holt, APSU

**FIRST TEAM DEFENSE**  
 DL - Andrew Soucy, EIU  
 DL - Spyros Bazigos, EIU  
 DL - Monte Lewis, JSU  
 DL - J.J. Sanchez, SEMO  
 LB - Nick Nasti, EIU  
 LB - Jordan Dalrymle, EIU  
 LB - Josh Bey, UTM  
 DB - Jeremy Caldwell, EIU  
 DB - Keginald Harris, JSU  
 DB - Tylor Brock, SEMO  
 DB - Eugene Clifford, TSU  
 P - Kevin Cook, EIU

**SECOND TEAM OFFENSE**

QB - Casey Brockman, MUR  
 RB - Terrence Holt, APSU  
 RB - Preston Brown, TSU  
 WR - Orlandus Harris, EIU  
 WR - Jeffrey Cameron, JSU  
 TE - Cody Bruns, EIU  
 C - Tyler Ogletree, JSU  
 OG - Justin Kay, JSU  
 OG - Alex Davis, TSU  
 OT - Gershon Jordan, TSU  
 OT - Jeremy Buchanan, UTM  
 K - James Esco, JSU  
 RS - Dontrell Johnson, MUR

**SECOND TEAM DEFENSE**

DL - Emory Attig, EIU  
 DL - Jamison Wadley, JSU  
 DL - Justin Hilliard, TTU  
 DL - Tim Cox, UTM  
 LB - Antonio Bonner, JSU  
 LB - Joshua Jackson, SEMO  
 LB - Justin Woodlief, SEMO  
 LB - Rico Council, TSU  
 DB - CJ James, EIU  
 DB - Patrick McClellan, EIU  
 DB - Dontrell Johnson, MUR  
 DB - Kendal Harper, UTM  
 P - Jordan Berry, EIU

**ALL-NEWCOMER TEAM**

QB - Jimmy Garoppolo, EIU  
 P - Jordan Berry, EIU  
 DL - Anthony Brown, EIU  
 RB - Darius Barksdale, JSU  
 P/QB - Coty Blanchard, JSU  
 DL - Marquis George, JSU  
 WR - Arthur Brackett, MUR  
 RB - Mike Harris, MUR  
 DB/RS - Dontrell Johnson, MUR  
 LB - Wilson Robinson, TSU  
 RB - Jacques Crawford, TTU



## OVC PLAYERS OF THE YEAR

### OFFENSE

<u>YEAR</u>	<u>PLAYER</u>	<u>SCHOOL</u>
1963	Jim Baker, QB	East Tennessee
1964	Carlton Flatt, QB	Austin Peay
1965	Teddy Morris, QB	Middle Tennessee
1966	Tommie Gray, HB	Morehead State
1967	Dickie Moore, HB	Western Kentucky
1968	Larry Tillman, QB	Murray State
1969	Larry Schreiber, HB	Tennessee Tech
1970	Larry Graham, QB	East Tennessee
1971	Rick Fisher, TB	Murray State
1972	George Greenfield, RB	Murray State
1973	Alan Chadwick, QB	East Tennessee
1974	Everett Talbert, RB	Eastern Kentucky
1975	Mike Moore, FB	Middle Tennessee
1976	Ernie House, QB	Eastern Kentucky
	Everett Talbert, RB	Eastern Kentucky
1977	Phil Simms, QB	Morehead State
1978	Danny Johnson, RB	Murray State
1979	John Hall, QB	Western Kentucky
1980	Sonny Defilippis, QB	Austin Peay
1981	Gino Gibbs, QB	Murray State
1982	Steve Bird, WR **	Eastern Kentucky
1983	James Black, RB	Akron
1984	Vince Hall, TB	Middle Tennessee
1985	Marvin Collier, QB	Middle Tennessee
1986	Mike Clark, TB	Akron
1987	Trenton Lykes, QB	Youngstown State
1988	Elroy Harris, TB	Eastern Kentucky
1989	Michael Proctor, QB	Murray State
1990	Joe Campbell, TB	Middle Tennessee
1991	Markus Thomas, TB	Eastern Kentucky
1992	Markus Thomas, TB **	Eastern Kentucky
1993	Kippy Bayless, TB	Middle Tennessee
1994	Kippy Bayless, TB	Middle Tennessee
1995	Derrick Cullors, TB	Murray State
1996	Mike Cherry, QB	Murray State
1997	Tyrone Butterfield, WR	Tennessee State
	Simon Fuentes, QB	Eastern Kentucky
1998	Leon Murray, QB	Tennessee State
1999	Justin Fuente, QB	Murray State
2000	Tony Romo, QB	Eastern Illinois
2001	Tony Romo, QB	Eastern Illinois
2002	Tony Romo, QB	Eastern Illinois
2003	Efrem Hill, WR **	Samford
2004	Charles Anthony, RB **	Tennessee State
2005	Josh Greco, QB	Eastern Kentucky
2006	Vincent Webb, RB	Eastern Illinois
	Don Chapman, RB	UT Martin
2007	Allan Holland, QB	Eastern Kentucky
2008	Javarris Williams, RB	Tennessee State
2009	Ryan Perrilloux, QB	Jacksonville State
2010	Henry Harris, RB	Southeast Missouri


### DEFENSE

<u>YEAR</u>	<u>PLAYER</u>	<u>SCHOOL</u>
1963	John Mutchler, DE	Western Kentucky
1964	John Wheeler, NG	Murray State
1965	Keith Atchley, NG	Middle Tennessee
1966	Buddy Pfaadt, DB	Eastern Kentucky
1967	Ron Overbay, DB	East Tennessee
1968	Ron Overbay, DB	East Tennessee
1969	Lawrence Brame, DE	Western Kentucky
1970	Lawrence Brame, DE	Western Kentucky
1971	Jim Youngblood, LB	Tennessee Tech
1972	Jim Youngblood, LB	Tennessee Tech
1973	Lonnie Schuster, DT	Western Kentucky
1974	Virgil Livers, DB	Western Kentucky
1975	Rick Green, LB	Western Kentucky
1976	Biff Madon, LB	Western Kentucky
1977	Bob Bible, LB	Austin Peay
1978	Mike Betts, DB	Austin Peay
1979	Terry Love, DB	Murray State
1980	George Floyd, DB	Eastern Kentucky
1981	George Floyd, DB **	Eastern Kentucky
1982	Dennis Mix, DE	Middle Tennessee
1983	Dave Arango, DL	Akron
1984	Fred Harvey, LB	Eastern Kentucky
1985	Don Griffin, DB **	Middle Tennessee
1986	Fred Harvey, LB **	Eastern Kentucky
1987	Aaron Jones, DL	Eastern Kentucky
	Paul Solis, LB	Youngstown State
1988	Don Thomas, LB	Middle Tennessee
1989	Anthony Coleman, LB	Middle Tennessee
1990	Marty Carter, DB	Middle Tennessee
1991	David Wilkins, DE	Eastern Kentucky
1992	Mike Caldwell, LB	Middle Tennessee
1993	Chad Bratzke, DE	Eastern Kentucky
1994	Doug Berg, DL	Southeast Missouri
1995	William Hampton, DB	Murray State
1996	Tony McCombs, LB	Eastern Kentucky
1997	Angel Rubio, DL	Southeast Missouri
1998	Branon Vaughn, DE	Tennessee Tech
1999	Lamar Carter, DE	Tennessee State
2000	Chad Evitts, LB	Tennessee Tech
2001	Yeremiah Bell, DB	Eastern Kentucky
2002	Nick Ricks, LB	Eastern Illinois
2003	Cortland Finnegan, DB	Samford
2004	Justen Rivers, LB	Eastern Kentucky
2005	Clint Sellers, LB	Eastern Illinois
2006	Donald Thomas, LB	Eastern Illinois
2007	Derrick Huff, DB	Eastern Kentucky
2008	Nathan Williams, LB	Murray State
2009	Austen Lane, DL	Murray State
2010	Andrew Soucy, DL	Eastern Kentucky

\*\* Indicates player went on to win OVC Male Athlete of the Year Award (all sports) that year; EKU's Chris Sullivan also won that award in 1984-85

## OVC COACHES OF THE YEAR

<u>YEAR</u>	<u>COACH. SCHOOL</u>	<u>YEAR</u>	<u>COACH. SCHOOL</u>
1963	Nick Denes, Western Kentucky	1987	Jim Tressel, Youngstown State
1964	Bill Dupes, Austin Peay	1988	Roy Kidd, Eastern Kentucky
1965	Charles Murphy, Middle Tennessee	1989	Boots Donnelly, Middle Tennessee
1966	Guy Penny, Morehead State	1990	Roy Kidd, Eastern Kentucky
1967	Roy Kidd, Eastern Kentucky		Cole Proctor, Morehead State
1968	Bill Furgerson, Murray State		Joe Gilliam, Tennessee State
1969	John Bell, East Tennessee	1991	Roy Kidd, Eastern Kentucky
1970	Bill Peck, Middle Tennessee	1992	Jim Ragland, Tennessee Tech
1971	Don Wade, Tennessee Tech	1993	Jim Ragland, Tennessee Tech
1972	Don Wade, Tennessee Tech	1994	John Mumford, Southeast Missouri
1973	Jimmy Feix, Western Kentucky	1995	Houston Nutt, Murray State
1974	Roy Kidd, Eastern Kentucky	1996	Houston Nutt, Murray State
1975	Don Wade, Tennessee Tech	1997	Roy Kidd, Eastern Kentucky
1976	Roy Kidd, Eastern Kentucky	1998	L.C. Cole, Tennessee State
1977	Boots Donnelly, Austin Peay	1999	L.C. Cole, Tennessee State
1978	Jimmy Feix, Western Kentucky	2000	Jack Harbaugh, Western Kentucky
1979	Mike Gottfried, Murray State	2001	Bob Spoo, Eastern Illinois
1980	Jimmy Feix, Western Kentucky	2002	Tim Billings, Southeast Missouri
1981	Roy Kidd, Eastern Kentucky	2003	Bill Gray, Samford
1982	Roy Kidd, Eastern Kentucky	2004	Jack Crowe, Jacksonville State
	Jim Dennison, Akron	2005	Bob Spoo, Eastern Illinois
1983	Roy Kidd, Eastern Kentucky	2006	Jason Simpson, UT Martin
	Boots Donnelly, Middle Tennessee	2007	Danny Hope, Eastern Kentucky
1984	Bill Narduzzi, Youngstown State	2008	Dean Hood, Eastern Kentucky
1985	Boots Donnelly, Middle Tennessee	2009	Bob Spoo, Eastern Illinois
1986	Bill Baldrige, Morehead State	2010	Tony Samuel, Southeast Missouri



*In 2003, the OVC's Coach of the Year award was renamed the Roy Kidd Coach of the Year Award after the Eastern Kentucky legend who won the award 10 times during his career. He is pictured here with former EKU QB Ernie House.*

### MOST COACH OF THE YEAR AWARDS

<u>Coach. School</u>	<u>Awards</u>
Roy Kidd, Eastern Kentucky	10
Boots Donnelly, APSU/MTSU	4
Jimmy Feix, Western Kentucky	3
Bob Spoo, Eastern Illinois	3
Don Wade, Tennessee Tech	3

## OVC FRESHMAN OF THE YEAR

<u>YEAR</u>	<u>COACH</u>	<u>SCHOOL</u>
2004	Don Chapman, RB	UT Martin
2005	Javarris Williams, RB	Tennessee State
2006	Lee Sweeney, QB	Tennessee Tech
2007	Jeff Ehrhardt, QB	Murray State
2008	Tim Benford, WR	Tennessee Tech
2009	T.J. Pryor, QB	Eastern Kentucky
2010	Coty Blanchard, P/QB	Jacksonville State



*Jacksonville State's Coty Blanchard earned his school its first OVC Freshman of the Year award in 2010. Blanchard was the starting punter for the Gamecocks and served as the team's backup quarterback. Against Ole Miss to start the season Blanchard tossed a touchdown in the second overtime and then converted on the two-point conversion to give the Gamecocks the 49-48 victory over the Rebels.*



## ALL-TIME OVC FIRST-TEAM ALL-AMERICANS

### AKRON

Brad Reese, LB - 1980, 1981  
Wayne Grant, DL - 1985  
Mike Clark, RB - 1986

### AUSTIN PEAY

L.E. Oakley, E - 1950  
Jack Bushofsky, G - 1960  
Tim Chilcutt, HB - 1965  
John Ogles, FB - 1966  
Harold Roberts, E - 1970  
Bob Bible, LB - 1977  
Mike Betts, DB - 1978  
Brett Williams, DE - 1980  
Charles Tucker, OT - 1982  
Richard Darden, DE - 1992

### EAST TENNESSEE

Ron Overbay, DB - 1968  
William Casey, DB - 1970

### EASTERN ILLINOIS

Kevin Hill, OL - 2002  
Nick Ricks, LB - 2002  
Tony Romo, QB - 2002  
J.R. Taylor, RB - 2002  
Clint Sellers, LB - 2005  
Tristan Burge, S - 2006  
Donald Thomas, LB - 2006

### EASTERN KENTUCKY

Don Daly, HB - 1952  
Roy Kidd, QB - 1953  
Jimmy Chittum, HB - 1963  
Buddy Pfaadt, S - 1966  
Aaron Marsh, SE - 1967  
Jim Guice, QB - 1968  
Fred Troike, OG - 1968  
Teddy Taylor, NG - 1969  
Everett Talbert, TB - 1974  
Junior Hardin, LB - 1975  
Roosevelt Kelly, C - 1976  
Bob McIntyre, LB - 1979  
George Floyd, ROV - 1980, 1981  
Kevin Greve, OG - 1981  
Steve Bird, SE - 1982  
Chris Sullivan, C - 1983, 1984  
Joe Spadafino, OG - 1985  
Fred Harvey, LB - 1986  
Aaron Jones, DT - 1987  
Elroy Harris, TB - 1988  
Jessie Small, DE - 1988  
Al Jacevicius, OT - 1989, 1990  
Carl Satterly, DT - 1991  
Ernest Thompson, DL - 1991  
Markus Thomas, TB - 1992  
Chad Bratzke, DE - 1993  
James Hand, OG - 1994, 1995  
Marc Collins, P - 1995  
Tony McCombs, LB - 1996  
Chris Guyton, DB - 1997  
Tyrone Hopson, OT - 1998  
Alex Bannister, WR - 2000  
Yeremiah Bell, DB - 2001  
Pierre Wright, DB - 2004  
Patrick Bugg, TE - 2005  
Derrick Huff, DB - 2007  
Taylor Long, K - 2008  
Derek Hardman, OL - 2009

### JACKSONVILLE STATE

Curt Porter, OL - 2010

### MIDDLE TENNESSEE

Terry Sweeney, FB - 1956  
Ralph Massey, T - 1957  
G.E. McCormack, E - 1957  
Jerry Hurst, E - 1957  
George Dykes, E - 1963  
Jimbo Pearson, HB - 1964  
Keith Atchley, G - 1965  
Mike Moore, FB - 1976  
Roger Carroll, OG - 1983  
Kelly Potter, PK - 1984  
Don Griffin, DB - 1985  
Don Thomas, LB - 1988  
Joe Campbell, RB - 1990, 1991  
Steve McAdoo, OT - 1991, 1992  
Patrick Hicks, OT - 1993  
Nathaniel Claybrooks, LB - 1995

### MOREHEAD STATE

Dave Haverdick, T - 1969  
John Christopher, P - 1982  
Billy Poe, G - 1986

### MURRAY STATE

Al Giordana, G/LB - 1955  
Gary Foltz, E - 1962  
Don Clayton, TB - 1973  
Eddie McFarland, DB - 1977  
Terry Love, DB - 1979  
Charley Wiles, G - 1986  
Derrick Cullors, RB - 1995  
William Hampton, DB - 1995, 1996  
Shane Andrus, PK - 2001  
Nathan Williams, LB - 2008  
Austen Lane, DL - 2009

### SAMFORD

Efrem Hill, WR - 2003

### SOUTHEAST MISSOURI

Doug Berg, DL - 1994  
Frank Russell, DB - 1995  
Angel Rubio, DL - 1997  
Willie Ponder, WR - 2002  
Eugene Amano, OL - 2004  
Edgar Jones, DL - 2006  
David Simonhoff, P - 2006  
Doug Spada, P - 2008  
Henry Harris, RB - 2010  
Sean Middleton, OL - 2010

### TENNESSEE STATE

Colin Godfrey, P - 1990  
Brent Alexander, DB - 1993  
Bennie Anderson, OL - 1999  
Charles Anthony, RB - 2003  
Lamar Carter, DL - 1999  
Avion Black, KR/PR - 1999  
Charles Anthony, RB - 2003  
Charles Anthony, RB - 2004  
Dominique Rodgers-Cromartie, DB - 2006, 2007  
Cornelius Lewis, OL - 2008  
Javarris Williams, RB - 2008  
Eugene Clifford, DB - 2010

### TENNESSEE TECH

Tom Fann, T - 1952  
Dave Baxter, T - 1961  
Tommy Fackler, E - 1959, 1960  
Larry Schreiber, B - 1969  
Jim Youngblood, LB - 1971, 1972  
Elois Grooms, DE - 1974  
Ed Burns, OT - 1976  
Wayne Anderson, PK - 1980  
Ryan Weeks, PK - 1989  
Robert Taylor, CB - 1996  
Branon Vaughn, DE - 1999  
D.J. Bleisath, DL - 2001

### UT MARTIN

Dontrell Miller, DB - 2008

### WESTERN KENTUCKY

Jimmy Feix, QB - 1952  
Jim Hardin, G - 1957  
John Mutchler, E - 1963  
Dale Lindsey, LB - 1964  
Lawrence Brame, DE - 1970  
Jim Barber, LB (Academic) - 1971  
Virgil Livers, DB - 1974  
John Bushong, DT - 1974  
Dave Carter, C - 1976  
Chip Carpenter, G - 1977  
Pete Walters, G - 1980  
Tim Ford, DE - 1980  
Donnie Evans, DE - 1981  
Patrick Goodman, C - 1999  
Melvin Wisham, LB - 2000  
Bobby Sippio, DB - 2000

### YOUNGSTOWN STATE

Paris Wicks, RB - 1981, 1982



# OVC RECORD BOOK - INDIVIDUALS

*Note: Prior to 2002, the NCAA only recognized regular-season games for records-keeping purposes. Beginning in 2002, all postseason games are now included in league and NCAA records. FCS/I-AA playoff games prior to 2002 still are not factored into league or NCAA records.*

## TOTAL OFFENSE

### MOST ATTEMPTS

**GAME:** 83 - Josh Greco, Eastern Kentucky vs. Eastern Illinois (2005)  
83 - Brady Wahlberg, UT Martin vs. Jacksonville State (2003)  
**SEASON:** 627 - Ray Nelson, Samford (2004)  
**CAREER:** 1,577 - Michael Proctor, Murray State (1986-89)

### MOST YARDS

**GAME:** 586 - Casey Brockman, Murray State vs. Missouri State (2010)  
**SEASON:** 3,606 - Ray Nelson, Samford (2004)  
**CAREER:** 9,886 - Michael Proctor, Murray State (1986-89)

## RUSHING

### MOST ATTEMPTS

**GAME:** 52 - James Black, Akron vs. Austin Peay (1983)  
**SEASON:** 351 - James Black, Akron (1983)  
**CAREER:** 1,046 - Don Chapman, UT Martin (2004-07)

### MOST YARDS

**GAME:** 310 - Steve Chaney, Murray State vs. Austin Peay (2005)  
**SEASON:** 1,786 - Mike Clark, Akron (1986)  
**CAREER:** 5,149 - Markus Thomas, Eastern Kentucky (1989-92)

### MOST YARDS PER CARRY

**GAME (min. 5 att.):** 20.7 - Tim Lester, Eastern Kentucky vs. Austin Peay (1988)  
**SEASON (min. 50 att.):** 9.1 - Ray Purvis, Middle Tennessee (1959)  
**CAREER (min. 400 att.):** 6.57 - Markus Thomas, Eastern Kentucky (1989-92)

### MOST TOUCHDOWNS

**GAME:** 5 - Marcus Harris, Murray State vs. Missouri State (2010)  
5 - Derek White, Tennessee Tech vs. Concordia (Ala.) (2007)  
5 - Daniel Williams, Austin Peay vs. UT Martin (1996)  
5 - Paris Wicks, Youngstown State vs. Northern Iowa (1981)  
**SEASON:** 21 - Elroy Harris, Eastern Kentucky (1988)  
**CAREER:** 55 - Charles Anthony, Tennessee State (2001-04)

**LONGEST RUN:** 99 yds. - Bobby Washington, Eastern Ky. vs. Murray St. (2007)

**CONSECUTIVE 1,000-YARD SEASONS:** 4 - Don Chapman, UT Martin (2004-07)  
*(Chapman is one of just 14 players at Division I level to accomplish that feat)*



*Eastern Kentucky running back Markus Thomas finished his career (1989-92) as the OVC's all-time leading rusher (5,149 yards) and scorer (322 points).*

## TOTAL OFFENSE (SEASON)

YEAR	PLAYER	YARDS
1999	Justin Fuente (Murray State)	3,407
2004	Ray Nelson (Samford)	3,606
1989	Michael Proctor (Murray State)	3,263
2002	Tony Romo (Eastern Illinois)	3,149
2003	Ray Nelson (Samford)	3,140
2001	Shannon Harris (Tennessee State)	3,137
2002	Jack Tomco (Southeast Missouri)	3,070
1998	Leon Murray (Tennessee State)	3,056
2005	Josh Greco (Eastern Kentucky)	3,044
2000	Stewart Childress (Murray State)	2,885

## TOTAL OFFENSE (CAREER)

YEARS	PLAYER	YARDS
1986-89	Michael Proctor (Murray State)	9,886
1987-90	Chris Swartz (Morehead State)	8,648
1999-02	Tony Romo (Eastern Illinois)	8,059
2000-03	Stewart Childress (Murray State)	7,803
2002-05	Brady Wahlberg (UT Martin)	7,387
1997-99	Leon Murray (Tennessee State)	7,251
1991-94	Kelly Holcomb (Middle Tennessee)	6,998
2006-09	Lee Sweeney (Tennessee Tech)	6,805
2003-04	Ray Nelson (Samford)	6,746
1989-92	James Wade (Tennessee State)	6,477

## RUSHING (SEASON)

YEAR	PLAYER	ATT	YDS	YDS/GM
1986	Mike Clark (AKR)	245	1,786	162.4
1995	Derrick Cullors (MUR)	269	1,765	160.5
2004	Charles Anthony (TSU)	306	1,739	158.1
2010	Henry Harris (SEMO)	305	1,735	144.6
2003	Charles Anthony (TSU)	322	1,708	142.3
1989	Markus Thomas (EKU)	232	1,620	147.3
1983	James Black (AKR)	351	1,568	142.5
1988	Elroy Harris (EKU)	277	1,543	154.3
2002	J.R. Taylor (EIU)	254	1,522	126.8
1969	Larry Schreiber (TTU)	271	1,522	152.2

## RUSHING (CAREER)

YEARS	PLAYER	ATT	YDS	TD's
1989-92	Markus Thomas (EKU)	784	5,149	51
2001-04	Charles Anthony (TSU)	910	5,057	55
2004-07	Don Chapman (UTM)	1046	5,017	49
1966-69	Larry Schreiber (TTU)	877	4,421	32
2005-08	Javarris Williams (TSU)	849	4,329	42
1984-86	Mike Clark (AKR)	804	4,257	24
2003-06	Vincent Webb (EIU)	869	4,233	43
2001-04	C.J. Hudson (EKU)	846	4,149	42
1968-71	Jimmie Brooks (EKU)	920	3,842	32
1985-88	Elroy Harris (EKU)	648	3,829	47

## PASSING

### MOST ATTEMPTS

**GAME:** 71 - Josh Greco, Eastern Kentucky vs. Eastern Illinois (2005)  
**SEASON:** 466 - Andrew Goodenough, Southeast Missouri (2004)  
**CAREER:** 1,407 - Chris Swartz, Morehead State (1987-90)

### MOST COMPLETIONS

**GAME:** 44 - Brady Wahlberg, UT Martin vs. Jacksonville State (2003)  
**SEASON:** 279 - Andrew Goodenough, Southeast Missouri (2004)  
**CAREER:** 774 - Chris Swartz, Morehead State (1987-90)

### MOST YARDS

**GAME:** 570 - Casey Brockman, Murray State vs. Missouri State (2010)  
**SEASON:** 3,497 - Justin Fuente, Murray State (1999)  
**CAREER:** 9,028 - Chris Swartz, Morehead State (1987-90)

### HIGHEST COMPLETION PERCENTAGE

**GAME:** 100% (16-of-16) - Tony Romo, Eastern Illinois vs. Indiana St. (2001)  
**SEASON:** 68.3% (168-of-246) - Mike Simpson, Eastern Illinois (1997)  
 68.3% (132-of-193) - Jeff Ehrhardt, Murray State (2010)  
**CAREER:** 67.1% (331-of-493) - Mike Simpson, Eastern Illinois (1996-97)

### MOST TOUCHDOWNS

**GAME:** 7 - Casey Brockman, Murray State vs. Missouri State (2010)  
 7 - Chris Swartz, Morehead State vs. Murray State (1990)  
**SEASON:** 34 - Tony Romo, Eastern Illinois (2002)  
**CAREER:** 85 - Tony Romo, Eastern Illinois (2002)

### LONGEST COMPLETION

99 yds. - Riley Walker to Fred Burnette, Tennessee St. vs. Jacksonville St. (2004)

### MOST CONSECUTIVE COMPLETIONS (GAME)

19 - Butch Mosby, Murray State vs. UT Martin (1993)

### MOST TWO-POINT CONVERSION PASSES COMPLETIONS (GAME)

3 - Billy Walker, Middle Tennessee vs. UT Martin (1967)



Murray State quarterback Casey Brockman set the OVC record for passing yards (570) and tied the OVC mark for touchdown passes (7) in a 72-59 victory over Missouri State on Oct. 9, 2010.

## PASSING YARDS (SEASON)

<u>YEAR</u>	<u>PLAYER</u>	<u>ATT</u>	<u>COMP</u>	<u>YDS</u>
1999	Justin Fuente (Murray State)	400	240	3,497
2002	Tony Romo (Eastern Illinois)	407	258	3,165
2002	Jack Tomco (Southeast Mo.)	372	242	3,132
1998	Leon Murray (Tennessee State)	353	183	3,002
2000	Stewart Childress (Murray State)	392	230	2,928
1998	Justin Fuente (Murray State)	395	220	2,896
2005	Josh Greco (Eastern Kentucky)	387	222	2,861
2004	Andrew Goodenough (SE Missouri)	466	279	2,820
1989	Michael Proctor (Murray State)	375	192	2,812
2004	Ray Nelson (Samford)	560	258	2,807

## PASSING YARDS (CAREER)

<u>YEAR</u>	<u>PLAYER</u>	<u>ATT</u>	<u>COMP</u>	<u>YDS</u>
1987-90	Chris Swartz (MOR)	1,407	774	9,028
1986-89	Michael Proctor (MUR)	1,148	578	8,682
1999-02	Tony Romo (EIU)	941	584	8,212
2000-03	Stewart Childress (MUR)	1,118	649	7,581
1997-99	Leon Murray (TSU)	843	458	7,201
2006-09	Lee Sweeney (TTU)	625	1084	7,157
1991-94	Kelly Holcomb (MTSU)	861	501	7,064
1989-92	James Wade (TSU)	798	421	6,613
1998-99	Justin Fuente (MUR)	795	460	6,393
2002-05	Brady Wahlberg (UTM)	985	584	6,247

## PASS COMPLETIONS (SEASON)

<u>YEAR</u>	<u>PLAYER</u>	<u>COMP</u>
2004	Andrew Goodenough (Southeast Mo.)	279
2004	Ray Nelson (Samford)	258
2002	Tony Romo (Eastern Illinois)	258
2003	Ray Nelson (Samford)	242
2002	Jack Tomco (Southeast Missouri)	242
1995	Jeff McCrone (UT Martin)	241
1999	Justin Fuente (Murray State)	240
2007	Jeff Ehrhardt (Murray State)	236
2000	Stewart Childress (Murray State)	230
2007	Jefferson Adcock (Samford)	225

## PASS COMPLETIONS (CAREER)

<u>YEAR</u>	<u>PLAYER</u>	<u>COMP</u>
1987-90	Chris Swartz (Morehead State)	774
2000-03	Stewart Childress (Murray State)	649
2006-09	Lee Sweeney (Tennessee Tech)	625
1999-02	Tony Romo (Eastern Illinois)	584
2002-05	Brady Wahlberg (UT Martin)	584
2007-10	Jeff Ehrhardt (Murray State)	582
1986-89	Michael Proctor (Murray State)	578
2004-07	Jefferson Adcock (Samford)	505
1991-94	Kelly Holcomb (Middle Tennessee)	501
2003-04	Ray Nelson (Samford)	500

## RECEIVING

### MOST CATCHES

**GAME:** 20 - Harold Roberts, Austin Peay vs. Murray State (1969)  
**SEASON:** 92 - Efrem Hill, Samford (2003)  
**CAREER:** 232 - Harold Roberts, Austin Peay (1967-70)

### MOST YARDS

**GAME:** 316 - Aaron Marsh, Eastern Kentucky vs. Northwood (1967)  
**SEASON:** 1,453 - Willie Ponder, Southeast Missouri (2002)  
**CAREER:** 3,903 - C.J. Johnson, Tennessee State (2000-03)

### MOST TOUCHDOWNS

**GAME:** 5 - Marcus Harris, Murray State vs. Missouri State (2010)  
**SEASON:** 15 - Efrem Hill, Samford (2003)  
**CAREER:** 32 - C.J. Johnson, Tennessee State (2000-03)

### CONSECUTIVE GAMES WITH A CATCH

44 - Jeff Moore, Samford (2004-07 - made a catch in every career game)

## SCORING

### MOST POINTS

**GAME:** 36 - Derrick Cullors, Murray State vs. Morehead State (1995)  
**SEASON:** 128 - Elroy Harris, Eastern Kentucky (1988)  
**CAREER:** 322 - Markus Thomas, Eastern Kentucky (1989-92)

### MOST TOUCHDOWNS

**GAME:** 6 - Derrick Cullors, Murray State vs. Morehead State (1995)  
**SEASON:** 21 - Elroy Harris, Eastern Kentucky (1988)  
**CAREER:** 54 - Markus Thomas, Eastern Kentucky (1989-92)

### MOST EXTRA POINTS

**GAME:** 12 - Tom Hansen, UT Martin vs. Concordia (2008)  
**SEASON:** 56 - Chris Dill, Murray State (1995)  
**CAREER:** 166 - Garth Petrilli, Middle Tennessee (1991-94)

### MOST CONSECUTIVE EXTRA POINTS

**GAME:** 12 - Tom Hansen, UT Martin vs. Concordia (2008)  
**SEASON:** 56 - Chris Dill, Murray State (1995)  
**CAREER:** 100 - Garth Petrilli, Middle Tennessee (1991-93)

### MOST FIELD GOALS

**GAME:** 7 - Ryan Weeks, Tennessee Tech vs. Chattanooga (1989)  
**SEASON:** 22 - Gavin Hallford, Jacksonville State (2007)  
 22 - Rob Hart, Murray State (1996)  
**CAREER:** 52 - Kelly Potter, Middle Tennessee (1981-84)

### MOST POINTS SCORED BY KICKING

**GAME:** 22 - Ryan Weeks, Tennessee Tech vs. Chattanooga (1989)  
**SEASON:** 112 - Rob Hart, Murray State (1996)  
**CAREER:** 311 - Gavin Hallford, Jacksonville State (2004-08)

### MOST FG'S ATTEMPTS (CAREER)

79 - Paul Hickert, Murray State (1984-87)

### LONGEST FIELD GOAL

62 yds - Paul Hickert, Murray State vs. Eastern Kentucky (1986)

### MOST 2-POINT CONVERSIONS (CAREER)

8 - Bill Marston, Morehead State (1966-69)

## PUNTING

### MOST PUNTS

**GAME:** 14 - Mike Johnson, Austin Peay vs. Tennessee Tech (1971)  
 14 - Bubba Beasley, UT Martin vs. Eastern Kentucky (1993)  
**SEASON:** 93 - John Christopher, Morehead State (1982)

### BEST PUNTING AVERAGE

**GAME:** 54.0 - Mike Shawen, Middle Tennessee vs. Ball St. (1974)  
**SEASON:** 46.0 - David Simonhoff, Southeast Missouri (2004)

**LONGEST PUNT:** 90 yds. - Brian Bivens, Murray St. vs. Southeast Missouri (2002)

**MOST BLOCKED PUNTS (Career):** 9 - Taurean Rhetta, Jacksonville St. (2004-07)

## RECEPTIONS (SEASON)

YEAR	PLAYER	REC	YDS	YDS/REC
2003	Efrem Hill (SAM)	92	1,387	15.1
1967	Harvey Tanner (MUR)	88	996	11.3
2002	Willie Ponder (SEMO)	87	1,453	16.7
2010	Marcus Harris (MUR)	84	1,057	12.6
1992	Glenn Krupa (SEMO)	77	773	10.0
1996	Reggie Swinton (MUR)	75	1,120	14.9
1983	Mark Ledford (MOR)	74	948	12.8
1967	Aaron Marsh (EKU)	73	1,095	15.0
1998	Tyrone Butterfield (TSU)	72	1,129	15.7
1996	Juan Hall (TSU)	72	1,021	14.2

## RECEPTIONS (CAREER)

YEAR	PLAYER	REC	YDS	YDS/REC
1967-70	Harold Roberts (APSU)	232	3,005	13.0
2007-10	Marcus Harris (MUR)	216	2,471	11.4
2003-06	Taurean Stephens (UTM)	201	2,148	10.7
2004-07	Larry Shipp (TTU)	195	2,950	15.1
2000-03	C.J. Johnson (TSU)	194	3,903	20.1
2004-07	Jeff Moore (SAM)	193	2,759	14.3
1987-90	Jerome Williams (MOR)	166	1,493	9.0
2002-05	Andre Ralston (EKU)	165	3,095	18.8
1992-95	Lawrence Segree (TSU)	160	2,102	13.1
2001-02	Willie Ponder (SEMO)	157	2,543	16.2
2006-09	Derrick Townsel (MUR)	153	1,712	11.2

## RECEIVING YARDS (SEASON)

YEAR	PLAYER	REC	YDS	YDS/REC
2002	Willie Ponder (SEMO)	87	1,453	16.7
2003	Efrem Hill (SAM)	92	1,387	15.1
2005	Andre Ralston (EKU)	62	1,150	18.5
1998	Tyrone Butterfield (TSU)	72	1,129	15.7
2000	Alex Bannister (EKU)	71	1,122	15.8
2003	C.J. Johnson (TSU)	57	1,106	19.4
1967	Aaron Marsh (EKU)	73	1,095	15.0
2001	Willie Ponder (SEMO)	70	1,090	15.6
2003	Andre Ralston (EKU)	59	1,082	18.3
1997	Rondel Menendez (EKU)	49	1,073	21.9

## RECEIVING YARDS (CAREER)

YEAR	PLAYER	REC	YDS	YDS/REC
2000-03	C.J. Johnson (TSU)	194	3,903	20.1
2002-05	Andre Ralston (EKU)	165	3,095	18.8
1967-70	Harold Roberts (APSU)	232	3,005	13.0
2004-07	Larry Shipp (TTU)	195	2,950	15.1
1995-98	Rondel Menendez (EKU)	145	2,902	20.0
1975-78	Craig Rolle (TTU)	146	2,813	19.3
2004-07	Jeff Moore (SAM)	193	2,759	14.3
2001-02	Willie Ponder (SEMO)	157	2,543	16.2
1996-99	Corey Sullivan (TSU)	145	2,488	17.2
2007-10	Marcus Harris (MUR)	216	2,471	11.4

## KICKOFF RETURNS

### MOST RETURNS

**SEASON:** 52 - Terrence Holt, Austin Peay (2008)  
**CAREER:** 191 - Terrence Holt, Austin Peay (2007-10) (*NCAA Record*)

### MOST YARDS

**GAME:** 250 - Terrence Holt, Austin Peay vs. North Dakota State (2008)  
**SEASON:** 1,285 - Terrence Holt, Austin Peay (2008)  
**CAREER:** 4,683 - Terrence Holt, Austin Peay (2007-10) (*NCAA Record*)

**LONGEST KICK RETURN:** 100 yds. - Buford Crager, Morehead St. vs. East Tennessee (1959)  
 100 yds. - Dickie Fulton, Tennessee Tech vs. East Tennessee (1973)  
 100 yds. - Leon Brown, Eastern Kentucky vs. Austin Peay (1989)  
 100 yds. - Leon Brown, Eastern Kentucky vs. Western Kentucky (1992)  
 100 yds. - Darriel Ruffin, UT Martin vs. Murray State (1997)  
 100 yds. - Avion Black, Tennessee State vs. Jackson State (1999)  
 100 yds. - Avion Black, Tennessee State vs. Alabama A&M (1999)  
 100 yds. - Davin Walker, Eastern Kentucky vs. Murray State (2006)

**BEST KICK RETURN AVERAGE (Season):** 34.2 - Avion Black, Tennessee State (1999)  
**KICKOFF RETURNS FOR A TOUCHDOWN (Season):** 3 - Larry Shipp, Tennessee Tech (2007)

## PUNT RETURNS

### MOST RETURNS

**GAME:** 9 - Allen Coker, Western Kentucky vs. Butler (1971)  
 9 - Allen Coker, Western Kentucky vs. Middle Tennessee (1972)  
**SEASON:** 55 - Tommy Houk, Murray State (1980)

### MOST YARDS

**GAME:** 183 - Dewayne Harper, UT Martin vs. Charleston Southern (1994)  
**SEASON:** 564 - Dewayne Harper, UT Martin (1994)

**LONGEST PUNT RETURN:** 100 yds. - Phil Foster, Murray State vs. Morehead State (1959)  
**MOST RETURNS FOR TD (GAME):** 2 - Dewayne Harper, UT Martin vs. Charleston Southern (1994)  
 2 - Bobby Sippio, Western Ky. vs. Cumberland (1999)  
 2 - Frank Cutolo, Eastern Illinois vs. Ky. Wesleyan (2000)

**MOST RETURNS FOR TD (SEASON):** 3 - Mo Hollingsworth, Morehead State (1971)  
 3 - Virgil Livers, Western Kentucky (1974)

**BEST PUNT RETURN AVG. (SEASON):** 20.5 - Craig Agee, Jacksonville State (2004)

**CAREER KICK RETURN (KICK + PUNT) YARDAGE:** 5,230 - Terrence Holt, APSU (2007-10) (*NCAA Record*)  
**CAREER KICK RETURNS (KICK + PUNT):** 241 - Terrence Holt, Austin Peay (2007-10) (*NCAA Record*)

## INTERCEPTIONS

### MOST INTERCEPTIONS

**GAME:** 4 - Jim Pickens, Western Kentucky vs. Eastern Kentucky (1948)  
 4 - Buddy Pfaadt, Eastern Kentucky vs. Austin Peay (1966)  
 4 - Bud Qualk, Murray State vs. Austin Peay (1969)  
 4 - Jim Hardie, Austin Peay vs. Morehead State (1970)  
 4 - Pat Smith, Eastern Kentucky vs. Marshall (1986)  
**SEASON:** 12 - John Fitzpatrick, Tennessee Tech (1972)  
**CAREER:** 22 - Robert Taylor, Tennessee Tech (1993-96)  
 22 - George Floyd, Eastern Kentucky (1978-81)  
 22 - Bill Casey, East Tennessee (1968-70)

### MOST YARDS

**GAME:** 119 - Bobby Sippio, Western Kentucky vs. Tennessee State (2000)  
**SEASON:** 280 - William Hampton, Murray State (1995)  
**CAREER:** 409 - William Hampton, Murray State (1993-96)

### MOST INTERCEPTIONS FOR TOUCHDOWNS

**SEASON:** 4 - William Hampton, Murray State (1995) (*NCAA Record*)  
**CAREER:** 6 - William Hampton, Murray State (1993-96)

**LONGEST INT. RET.:** 100 yds. - Ray Oldham, Middle Tennessee vs. Chattanooga (1970)  
 100 yds. - George Floyd, Eastern Kentucky vs. Youngstown State (1980)  
 100 yds. - Eddie Calvin, Southeast Missouri vs. Southwest Baptist (2007)

**CONSECUTIVE GAMES WITH A INTERCEPTION FOR A TD:** 4 - Jacksonville State (2006-07)

## OTHER RECORDS

**LONGEST FUMBLE RET.:** 99 yds. - Ray Neal, Middle Tennessee vs. Muskingum (1964)  
**MOST DEFENSIVE TOUCHDOWNS - SEASON (PLAYER):** 5 - Dontrell Miller, UT Martin (2008) (*NCAA Record*)  
**MOST FUMBLE RETURNS FOR TOUCHDOWN - SEASON (TEAM):** 6 - UT Martin (2008) (*NCAA Record*)  
**TOTAL TACKLES - SEASON:** 221 - Brad Reese, Akron (1980)

**LONGEST OVERALL WIN STREAK (ALL GAMES):** 18 - Eastern Kentucky (1982-83)  
**LONGEST OVERALL LOSING STREAK (ALL GAMES):** 27 - Morehead State (1952-55)  
**LONGEST OVERALL WIN STREAK (OVC GAMES):** 22 - Eastern Kentucky (1980-83)  
**LONGEST OVERALL LOSING STREAK (OVC GAMES):** 43 - UT Martin (1996-2003)

## SCORING (SEASON)

<u>YEAR</u>	<u>PLAYER</u>	<u>POINTS</u>
1988	Elroy Harris (Eastern Kentucky)	128
2001	J.R. Taylor (Eastern Illinois)	120
1995	Derrick Cullors (Murray State)	120
2010	Henry Harris (Southeast Missouri)	114
2004	Oscar Bonds (Jacksonville State)	114
1967	Dickie Moore (Western Kentucky)	114
1996	Rob Hart (Murray State)	112
2002	J.R. Taylor (Eastern Illinois)	112
1995	William Murrell (Eastern Ky.)	108
1992	Markus Thomas (Eastern Ky.)	108
1993	Kippy Bayless (Middle Tenn.)	104
1981	Paris Wicks (Youngstown State)	104

## SCORING (CAREER)

<u>YEAR</u>	<u>PLAYER</u>	<u>POINTS</u>
1989-92	Markus Thomas (Eastern Ky.)	322
2004-08	Gavin Hallford (Jacksonville St.)	311
1999-02	J.R. Taylor (Eastern Illinois)	310
2004-07	Don Chapman (UT Martin)	296
1985-88	Elroy Harris (Eastern Kentucky)	288
1991-94	Garth Petrilli (Middle Tenn.)	280
2001-04	Charles Anthony (Tenn. State)	276
1988-91	Joe Campbell (Middle Tenn.)	272
2005-08	Javarris Williams (Tenn. State)	264
1984-87	Paul Hickert (Murray State)	263
2001-04	Derek Kutz (Southeast Mo.)	262
1981-84	Kelly Potter (Middle Tenn.)	261



*Austin Peay's Terrence Holt finished his career as the NCAA all-time leader (all divisions) in kickoff returns (191) and kickoff yards (4,683). He is also the only player with four 1,000+ yard kick return seasons.*

# OVC RECORD BOOK - TEAM

## SINGLE GAME

<b>Most Points:</b>	97 - UT Martin vs. Bethel (1995)
<b>Most Points in an OVC Game:</b>	76 - Tennessee State vs. UT Martin (1998) 76 - UT Martin vs. Murray State (2007)
<b>Most Touchdowns:</b>	14 - UT Martin vs. Bethel (1995)
<b>Most PAT Kicks:</b>	13 - UT Martin vs. Bethel (1995)
<b>Most 2-Pt. Conversions:</b>	3 - Middle Tennessee vs. UT Martin (1967) 3 - Eastern Kentucky vs. Northwood (1968) 3 - Tennessee Tech vs. UT Martin (1980)
<b>Most Touchdowns Rushing:</b>	9 - UT Martin vs. Bethel (1995)
<b>Most Touchdowns Passing:</b>	7 - Morehead State vs. Murray State (1990) 7 - Murray State vs. Missouri State (2010)
<b>Most First Downs:</b>	35 - Murray State vs. Austin Peay (1989) 35 - Murray State vs. Missouri State (2010)
<b>Most First Downs Rushing:</b>	29 - Austin Peay vs. Kentucky Wesleyan (1994)
<b>Most First Downs Passing:</b>	24 - Murray State vs. Austin Peay (2010)
<b>Most Plays:</b>	102 - Samford vs. Southeast Missouri (2004)
<b>Most Total Yards:</b>	821 - UT Martin vs. Murray State (2007)
<b>Most Yards Rushing:</b>	674 - Austin Peay vs. Kentucky Wesleyan (1994)
<b>Fewest Yards Rushing:</b>	-88 - Morehead State vs. Austin Peay (1983)
<b>Most Rushing Attempts:</b>	83 - Tennessee Tech vs. Morningside (1972) 83 - Eastern Kentucky vs. Morehead State (1989)
<b>Fewest Rushing Attempts:</b>	5 - UT Martin vs. Eastern Kentucky (1995)
<b>Best Rushing Average:</b>	10.6 - UT Martin vs. Murray State (2007)
<b>Most Yards Passing:</b>	570 - Murray State vs. Missouri State (2010)
<b>Most Passes Attempted:</b>	71 - Eastern Kentucky vs. Eastern Illinois (2005)
<b>Most Passes Completed:</b>	44 - UT Martin vs. Jacksonville State (2003)
<b>Best Completion Percentage:</b>	.957 (22-of-23) - Murray State vs. UT Martin (1993)
<b>Most 2-Pt Conv. Pass Comp.:</b>	3 - Middle Tennessee vs. UT Martin (1967) 3 - Tennessee Tech vs. UT Martin (1980)
<b>Most Field Goals Kicked:</b>	7 - Tennessee Tech vs. Chattanooga (1989)
<b>Most Safeties Scored:</b>	2 - Austin Peay vs. Middle Tennessee (1968) 2 - Tennessee Tech vs. Murray State (1993) 2 - Middle Tennessee vs. Tennessee State (1996) 2 - Murray State vs. Kentucky Wesleyan (2009)
<b>Most Kickoffs:</b>	14 - UT Martin vs. Bethel (1995) 14 - UT Martin vs. Concordia (2008)
<b>Most Kickoffs Returned:</b>	12 - Murray State vs. UT Martin (2007)
<b>Most Kickoff Return Yards:</b>	325 - Tennessee State vs. Jackson State (1999)
<b>Most Punts:</b>	14 - Austin Peay vs. Tennessee Tech (1971) 14 - UT Martin vs. Eastern Kentucky (1993)
<b>Best Punting Average:</b>	55.7 - Southeast Missouri vs. Eastern Illinois (2003)
<b>Most Punt Return Yards:</b>	183 - UT Martin vs. Charleston Southern (1994)
<b>Most Interceptions:</b>	7 - Western Kentucky vs. Morehead State (1965) 7 - East Tennessee vs. Austin Peay (1971) 7 - Tennessee Tech vs. Middle Tennessee (1981) 7 - Middle Tennessee vs. Akron (1985)
<b>Most Interception Return Yds.:</b>	189 - Tennessee Tech vs. Tennessee State (2003)
<b>Most Fumbles:</b>	14 - Middle Tennessee vs. Murray State (1976)
<b>Most Fumbles Lost:</b>	9 - Middle Tennessee vs. Murray State (1976)
<b>Most Fumbles Recovered:</b>	9 - Murray State vs. Middle Tennessee (1976)
<b>Most Yards Penalized:</b>	201 - Eastern Kentucky vs. Morehead State (1988)
<b>Fewest Total Yds. Allowed:</b>	10 - Morehead State vs. Morgan State (1990)
<b>Fewest Rush Yds. Allowed:</b>	-88 - Austin Peay vs. Morehead State (1983)
<b>Fewest Passing Yds. Allowed:</b>	-3 - Western Kentucky vs. Austin Peay (1973)



*Tennessee State running back Charles Anthony is the only player in OVC history to record back-to-back 1,700-yard rushing seasons. He ranks as the league's second all-time rushing leader (5,057 yards) and holds the Conference record for rushing touchdowns with 55.*



*Tennessee Tech quarterback Robert Craft ranks 10th on the OVC's all-time passing list with 6,032 yards. He finished his career as Tech's all-time passing leader for attempts (832), completions (461) and yardage.*

## SEASON

<p><b>Most Points Scored:</b> 448 - UT Martin (2008)</p> <p><b>Fewest Points Scored:</b> 20 - Morehead State (1953)</p> <p><b>Most Touchdowns Scored:</b> 61 - Eastern Illinois (2002)</p> <p><b>Most PAT's Kicked:</b> 56 - Murray State (1995)</p> <p><b>Most Points Scored Kicking:</b> 112 - Murray State (1996)</p> <p><b>Most Field Goals Kicked:</b> 22 - Murray State (1996) 22 - Jacksonville State (2007)</p> <p><b>Most Safeties Scored:</b> 4 - Middle Tennessee (1965)</p> <p><b>Most Touchdowns Rushing:</b> 42 - Middle Tennessee (1959)</p> <p><b>Most Touchdowns Passing:</b> 34 - Eastern Illinois (2002) 34 - Southeast Missouri (2002)</p> <p><b>Most First Downs:</b> 271 - Murray State (1999) 271 - Eastern Illinois (2002)</p> <p><b>Most First Downs Rushing:</b> 172 - Southeast Missouri (2010)</p> <p><b>Most First Downs Passing:</b> 161 - Murray State (2010)</p> <p><b>Most Plays:</b> 900 - Murray State (2010)</p> <p><b>Most Total Yards:</b> 5,431 - Eastern Illinois (2002)</p> <p><b>Most Total Yards Per Game:</b> 470.5 - Murray State (1999)</p> <p><b>Most Yards Rushing:</b> 3,333 - Eastern Kentucky (1988)</p> <p><b>Most Rushing Attempts:</b> 722 - Tennessee Tech (1972)</p> <p><b>Best Rushing Average:</b> 311.4 - Middle Tennessee (1959)</p> <p><b>Most Yards Passing:</b> 3,506 - Murray State (1999)</p> <p><b>Most Passes Attempted:</b> 515 - Murray State (2010)</p> <p><b>Most Passes Completed:</b> 347 - Murray State (2010)</p> <p><b>Best Passing Yards Average:</b> 321.0 - Morehead State (1950)</p> <p><b>Best Completion Percentage:</b> 67.4 - Eastern Illinois (1997) 67.4 - Murray State (2010)</p>	<p><b>Fewest Interceptions Thrown:</b> 0 - Western Kentucky (2000)</p> <p><b>Most Interceptions Thrown:</b> 35 - Austin Peay (1969)</p> <p><b>Consecutive Passes Without INT:</b> 218 - Eastern Illinois (2007)</p> <p><b>Most Kickoffs Returned:</b> 85 - Morehead State (1994)</p> <p><b>Most Kickoff Return Yards:</b> 1,586 - Tennessee Tech (2007)</p> <p><b>Most Punts:</b> 96 - Morehead State (1982)</p> <p><b>Best Punting Average:</b> 45.1 - Tennessee State (1990)</p> <p><b>Most Punts Returned:</b> 60 - Western Kentucky (1974)</p> <p><b>Most Punt Return Yards:</b> 633 - Eastern Kentucky (1967)</p> <p><b>Most Fumbles Lost:</b> 36 - Middle Tennessee (1976)</p> <p><b>Most Penalties:</b> 143 - Tennessee State (1998)</p> <p><b>Most Penalty Yards:</b> 1,345 - Tennessee State (1999)</p> <p><b>Fewest Yards Penalized:</b> 250 - Middle Tennessee (1954)</p> <p><b>Fewest Points Allowed:</b> 40 - Middle Tennessee (1957)</p> <p><b>Most Points Allowed:</b> 556 - Morehead State (1994)</p> <p><b>Fewest First Downs Allowed:</b> 84 - Middle Tennessee (1957)</p> <p><b>Fewest Total Yards Allowed:</b> 1,511 - Western Kentucky (1971)</p> <p><b>Fewest Rushing Yds Allowed:</b> 485 - Western Kentucky (1963)</p> <p><b>Fewest Passing Yds Allowed:</b> 365 - Western Kentucky (1960)</p> <p><b>Fewest TD Passes Allowed:</b> 1 - Middle Tennessee (1957) 1 - Tennessee Tech (1972) 1 - Middle Tennessee (1990)</p> <p><b>Most Interceptions:</b> 34 - East Tennessee (1969)</p> <p><b>Most Fumbles Recovered:</b> 40 - Murray State (1976)</p> <p><b>Most Punts Blocked:</b> 9 - Middle Tennessee (1988)</p>
--	--



*Southeast Missouri State wide receiver Willie Ponder is one of only three players in OVC history to record back-to-back 1,000-yard receiving seasons. his 1,453 receiving yards in 2002 was the most ever by an OVC receiver, and he ranks as the league's sixth all-time leading receiver despite playing just two*



*Murray State kicker Rob Hart set OVC records for field goals in a season (22) and points scored in a season (112) in 1996. The barefooted kicker earned first-team All-OVC honors in 1996 and 1997.*

## YEAR-BY-YEAR STATISTICAL LEADERS

### RUSHING

YEAR	PLAYER	ATT	YDS	Y/RUSH	Y/GAME
1948	Winnie Dill, MUR	89	602	6.7	-
1949	Winnie Dill, MUR	114	463	4.1	-
1950	Phil Foster, MUR	71	519	7.0	-
1951	Gene McFadden, WKU	110	568	5.3	-
1952	Gene McFadden, WKU	108	601	5.6	-
1953	Bobby Young, MTSU	186	1082	5.8	-
1954	Don Daly, EKU	110	699	6.3	-
1955	Carl Walker, MUR	89	667	7.4	-
1956	Tillman Harris, MTSU	80	571	7.1	-
1957	Moe Wright, TTU	104	684	6.6	-
1958	Bucky Pitts, MTSU	104	639	6.0	-
1959	W.J. Schumaker, TTU	131	874	6.7	-
1960	Ronnie Quillen, ETSU	143	728	5.0	-
1961	Phil Morgan, ETSU	105	708	6.7	70.8
1962	Tommy Glover, MUR	138	599	4.3	59.9
1963	Ron Reeves, TTU	149	555	3.7	55.5
1964	Tommy Glover, MUR	145	697	4.8	69.7
1965	Dickie Moore, WKU	203	1055	5.2	105.5
1966	John Ogles, APSU	247	1054	4.3	105.4
1967	Dickie Moore, WKU	208	1444	6.9	160.4
1968	Larry Schreiber, TTU	286	1251	4.4	125.1
1969	Larry Schreiber, TTU	271	1522	5.6	152.2
1970	Jim Brooks, EKU	248	913	5.3	91.3
1971	Rick Fisher, MUR	224	1078	4.7	107.8
1972	George Greenfield, MUR	251	1155	4.6	115.5
1973	Don Clayton, MUR	242	1403	5.8	140.3
1974	Everett Talbert, EKU	262	1478	5.6	147.8
1975	Mike Moore, MTSU	212	1247	5.6	113.4
1976	Mike Moore, MTSU	249	1188	4.8	108.0
1977	Mike Moore, MTSU	296	1015	3.4	92.3
1978	Danny Johnson, MUR	253	1217	4.8	110.6
1979	Bernard McIntosh, MOR	124	745	6.0	74.5
1980	Dennis Brumfield, AKR	254	1000	3.9	90.9
1981	Paris Wicks, YSU	245	1363	5.7	123.9
1982	Paris Wicks, YSU	282	1392	4.9	126.5
1983	James Black, AKR	351	1568	4.5	142.5
1984	Vince Hall, MTSU	260	1439	5.5	130.8
1985	Mike Clark, AKR	301	1299	4.3	118.1
1986	Mike Clark, AKR	245	1786	7.3	162.4
1987	Elroy Harris, EKU	192	1152	6.0	115.2
1988	Elroy Harris, EKU	277	1543	5.6	154.3
1989	Markus Thomas, EKU	232	1620	7.0	147.3
1990	Joe Campbell, MTSU	151	1136	7.5	113.6
1991	Markus Thomas, EKU	178	1353	7.6	123.0
1992	Kelvin Anderson, SEMO	205	1371	6.7	137.1
1993	Leon Brown, EKU	144	1046	7.3	116.2
1994	Kippy Bayless, MTSU	268	1346	5.0	122.4
1995	Derrick Cullors, MUR	269	1765	6.6	160.5
1996	William Murrell, EKU	192	1115	5.8	101.4
1997	Anthony Downs, MUR	210	1011	4.8	101.1
1998	Torin Kirtsey, MTSU	154	774	5.0	96.8
1999	Rod Smart, WKU	188	1249	6.6	113.6
2000	Travis Rogers, TTU	137	809	5.9	89.9
2001	C.J. Hudson, EKU	217	1221	5.6	135.7
2002	J.R. Taylor, EIU	254	1522	6.0	126.8
2003	Charles Anthony, TSU	322	1708	5.3	142.3
2004	Charles Anthony, TSU	306	1739	5.7	158.1
2005	Don Chapman, UTM	302	1396	4.6	126.9
2006	Don Chapman, UTM	269	1412	5.2	128.4
2007	Chris Fletcher, APSU	251	1343	5.4	122.1
2008	Javarris Williams, TSU	207	1037	5.0	103.7
2009	Ryan White, APSU	230	1081	4.7	98.3
2010	Henry Harris, SEMO	305	1735	5.7	144.6

### PASSING

YEAR	PLAYER	ATT.	COMP.	INT.	YDS.	TD'S
1948	Not available	-	-	-	-	-
1949	Not available	-	-	-	-	-
1950	Charles Porter, MOR	219	145	9	2345	20
1951	Jimmy Feix, WKU	181	86	12	1189	8
1952	Jimmy Feix, WKU	176	111	8	1581	15
1953	Whitey Sanders, WKU	76	43	5	540	4
1954	Jerry Nassand, WKU	126	60	8	805	5
1955	Francis Reynolds, MTSU	94	39	8	757	8
1956	Carrol Van Hooser, WKU	101	41	8	528	1
1957	Bobby Hallum, MTSU	66	36	5	551	11
1958	Denny Wedge, WKU	76	25	9	420	4
1959	Gordon Mason, TTU	117	53	10	903	6
1960	Gordon Mason, TTU	128	62	8	878	2
1961	Jim Baker, ETSU	111	64	12	859	7
1962	Tony Fioravanti, MTSU	159	83	9	1055	9
1963	Teddy Morris, MTSU	139	87	7	1325	12
1964	Teddy Morris, MTSU	156	84	9	999	7
1965	Teddy Morris, MTSU	211	108	12	1749	16
1966	Jim Guice, EKU	226	117	12	1468	14
1967	Larry Tillman, MUR	380	190	17	2291	18
1968	Larry Tillman, MUR	307	162	17	2206	25
1969	Matt Haug, MUR	311	161	29	2327	19
1970	Larry Graham, ETSU	243	135	11	1701	10
1971	Rich McGlothlin, ETSU	233	101	14	1338	4
1972	Alan Chadwick, ETSU	220	105	18	1176	11
1973	Alan Chadwick, ETSU	320	185	15	2173	9
1974	Dennis Tomek, WKU	156	70	12	1017	9
1975	Mike Hobbie, MUR	260	118	21	1329	5
1976	Phil Simms, MOR	241	115	12	1375	5
1977	Phil Simms, MOR	367	134	13	2041	15
1978	John Hall, WKU	209	106	10	1439	12
1979	John Hall, WKU	215	108	13	1418	10
1980	Gino Gibbs, MUR	175	79	5	1243	10
1981	Ralph Antone, WKU	191	101	11	1356	8
1982	Tuck Woolom, EKU	208	111	11	1544	11
1983	Mickey Corwin, MTSU	202	117	10	1658	14
1984	Mike Hanlin, MOR	316	167	12	1897	20
1985	Adrian Breen, MOR	232	114	13	1373	6
1986	Adrian Breen, MOR	347	202	9	2301	16
1987	Michael Proctor, MUR	287	152	11	2375	12
1988	Michael Proctor, MUR	277	132	7	1987	9
1989	Michael Proctor, MUR	375	192	16	2812	22
1990	Chris Swartz, MOR	354	210	12	2548	20
1991	James Wade, TSU	243	132	11	2020	15
1992	James Wade, TSU	308	163	12	2541	10
1993	Mike Jones, TTU	271	148	9	2000	18
1994	Kelly Holcomb, MTSU	244	146	9	2154	15
1995	Jeff McCrone, UTM	394	241	17	2519	17
1996	Mike Cherry, MUR	301	170	14	2406	18
1997	Jonathan Quinn, MTSU	293	167	10	2209	16
1998	Leon Murray, TSU	353	183	12	3002	22
1999	Justin Fuente, MUR	400	240	9	3497	27
2000	Stewart Childress, MUR	392	230	10	2928	20
2001	Shannon Harris, TSU	382	211	6	3008	26
2002	Tony Romo, EIU	407	258	16	3165	34
2003	Ray Nelson, SAM	408	242	9	2759	23
2004	Andrew Goodenough, SEMO	466	279	15	2820	16
2005	Josh Greco, EKU	387	222	19	2861	25
2006	Lee Sweeney, TTU	356	189	17	2292	17
2007	Jeff Ehrhardt, MUR	393	236	12	2567	21
2008	Cade Thompson, UTM	190	328	14	2680	24
2009	Cade Thompson, UTM	207	339	15	2546	16
2010	Derek Carr, UTM	191	328	12	2,543	13



# YEAR-BY-YEAR STATISTICAL LEADERS

## TOTAL OFFENSE

YEAR	NAME	PLAYS	RUSH	PASS	TOTAL	YDS/GM
1948	Winnie Dill, MUR	-	602	41	643	-
1949	Winnie Dill, MUR	114	463	0	463	-
1950	Charles Porter, MOR	-	437	2345	2782	-
1951	Jimmy Feix, WKU	201	9	1189	1198	-
1952	Jimmy Feix, WKU	196	-35	1581	1546	-
1953	Bobby Young, MTSU	201	1082	83	1165	-
1954	Jerry Nassano, WKU	-	109	804	913	-
1955	Francis Reynolds, MTSU	129	11	757	768	-
1956	Bill Robinson, TTU	-	348	452	800	-
1957	Bobby Hallum, MTSU	184	460	551	1011	-
1958	Bobby Hallum, MTSU	170	373	301	674	-
1959	Gordon Mason, TTU	207	195	903	1098	-
1960	Henry Schutte, MOR	176	225	724	949	-
1961	Jim Baker, ETSU	203	406	736	1142	114.2
1962	Jim Baker, ETSU	188	350	898	1248	124.8
1963	Jim Baker, ETSU	213	366	1149	1515	168.3
1964	Charlie Forrest, MUR	236	590	975	1565	156.5
1965	Teddy Morris, MTSU	300	184	1749	1933	193.3
1966	Carl Williams, APSU	276	367	1103	1470	147.0
1967	Larry Tillman, MUR	464	35	2291	2326	232.6
1968	Larry Tillman, MUR	373	7	2206	2213	221.3
1969	Matt Haug, MUR	363	-139	2327	2188	218.7
1970	Larry Graham, ETSU	352	59	1701	1760	176.0
1971	Dave Schaeztko, MOR	275	226	1127	1353	135.3
1972	Alan Chadwick, ETSU	276	163	1176	1339	133.9
1973	Alan Chadwick, ETSU	379	124	2173	2297	208.8
1974	Everett Talbert, EKU	262	1478	0	1478	147.8
1975	Mike Moore, MTSU	212	1247	0	1247	113.4
1976	Ernie House, EKU	274	133	1336	1471	133.7
1977	Phil Simms, MOR	363	-27	2041	2014	201.4
1978	John Hall, WKU	263	12	1439	1451	145.1
1979	Brown Sanford, MTSU	308	-88	1474	1386	138.6
1980	Sonny Defilippis, APSU	432	581	1618	2199	199.9
1981	Gino Gibbs, MUR	367	563	1310	1873	170.3
1982	Tuck Woolum, EKU	264	54	1544	1598	159.8
1983	Mickey Corwin, MTSU	262	63	1658	1721	172.1
1984	Kevin Sisk, MUR	338	277	1524	1801	200.1
1985	Marvin Collier, MTSU	262	594	1171	1765	160.5
1986	Trenton Lykes, YSU	418	198	2188	2386	216.9
1987	Michael Proctor, MUR	359	197	2375	2572	233.8
1988	Michael Proctor, MUR	436	515	1987	2502	250.2
1989	Michael Proctor, MUR	523	451	2812	3263	296.6
1990	Chris Swartz, MOR	380	-109	2548	2439	221.7
1991	James Wade, TSU	296	-110	2020	1910	212.2
1992	James Wade, TSU	424	60	2541	2601	236.5
1993	Daryl Williams, TSU	338	319	1813	2132	213.2
1994	Kelly Holcomb, MTSU	312	97	2154	2251	204.6
1995	Jeff McCrone, UTM	428	-49	2519	2470	224.5
1996	Mike Cherry, MUR	348	-97	2406	2309	209.9
1997	Jonathan Quinn, MTSU	359	170	2209	2379	237.9
1998	Leon Murray, TSU	411	54	3002	3056	277.8
1999	Justin Fuente, MUR	436	-90	3497	3407	309.7
2000	Stewart Childress, MUR	441	-43	2928	2885	262.3
2001	Shannon Harris, TSU	445	129	3008	3137	285.2
2002	Tony Romo, EIU	442	-16	3165	3149	262.4
2003	Ray Nelson, SAM	523	381	2759	3140	285.5
2004	Ray Nelson, SAM	627	799	2807	3606	327.8
2005	Josh Greco, EKU	474	183	2861	3044	276.7
2006	Lee Sweeney, TTU	400	-25	2292	2267	206.1
2007	Jeff Ehrhardt, MUR	539	375	2567	2942	267.5
2008	Antonio Heffner, TSU	365	503	2239	2742	249.3
2009	Ryan Perrilloux, JSU	334	443	2350	2793	279.3
2010	Casey Brockman, MUR	399	292	2442	2734	303.8

## RECEPTIONS

YEAR	PLAYER	REC.	YDS.	TD'S
1948	Not Available	-	-	-
1949	Not Available	-	-	-
1950	Corky Kirtley, MOR	36	412	10
1951	Gene McFadden, WKU	16	150	1
1952	Bill Ploumis, WKU	34	405	4
1953	Bill Ploumis, WKU	17	189	3
1954	Don Heine, MUR	20	376	0
1955	Don Heine, MUR	24	300	1
1956	Don Heine, MUR	16	272	1
1957	Joe Cunningham, WKU	13	168	0
1958	Bucky Pitts, MTSU	13	152	3
1959	Tommy Hackler, TTU	30	522	2
1960	Tommy Hackler, TTU	37	508	1
1961	George Dykes, MTSU	24	647	7
1962	Gary Foltz, MUR	25	353	4
1963	Bobby Haile, TTU	32	436	0
1964	Jimbo Pearson, MTSU	38	394	1
1965	Jerry Smith, MTSU	53	809	8
1966	Aaron Marsh, EKU	52	870	11
1967	Harvey Tanner, MUR	88	1019	3
1968	Harold Roberts, APSU	63	990	8
1969	Harold Roberts, APSU	67	869	9
1970	Harold Roberts, APSU	46	474	3
1971	John High, MOR	49	571	4
1972	Ron Hillman, ETSU	36	427	3
1973	Porter Williams, WKU	45	849	10
1974	Dave Maley, WKU	39	618	2
1975	Elmo Boyd, EKU	29	647	6
1976	Craig Rolle, TTU	38	990	7
1977	Jim Nelson, EKU	40	741	7
1978	Craig Rolle, TTU	53	878	6
1979	Eddie Preston, WKU	39	739	6
1980	Steve Puthoff, APSU	43	912	3
1981	John Newby, WKU	48	736	3
1982	Steve Bird, EKU	47	803	8
1983	Mark Ledford, MOR	74	948	2
1984	Todd Short, MOR	62	633	9
1985	Rick Shepas, YSU	61	959	3
1986	Rick Shepas, YSU	54	821	2
1987	Maury Bibent, YSU	48	625	4
1988	Jerome Williams, MOR	47	367	4
1989	Jerome Williams, MOR	61	566	1
1990	Dave Pingue, MOR	58	836	7
1991	Darrell Philon, SEMO	60	815	4
1992	Glenn Krupa, SEMO	77	773	4
1993	Lawrence Segree, TSU	65	870	5
1994	Clarence Jones, TSU	54	752	7
	Lawrence Segree, TSU	54	707	7
1995	Nikki Jackson, UTM	63	425	0
1996	Juan Hall, TSU	72	1021	5
1997	Tyrone Butterfield, TSU	59	1053	7
1998	Tyrone Butterfield, TSU	72	1129	11
1999	Joe Perez, MUR	64	920	6
2000	Alex Bannister, EKU	71	1122	12
2001	Wille Ponder, SEMO	70	1090	11
2002	Wille Ponder, SEMO	87	1453	15
2003	Efrem Hill, SAM	92	1387	15
2004	Efrem Hill, SAM	71	984	10
2005	Andre Ralston, EKU	62	1150	8
2006	Larry Shipp, TTU	51	799	8
2007	Jeff Moore, SAM	61	996	6
2008	Tim Benford, TTU	68	782	10
2009	Garnett Phelps, EKU	58	752	3
2010	Marcus Harris, MUR	84	1057	9



# YEAR-BY-YEAR STATISTICAL LEADERS

## SCORING

YEAR	PLAYER	TD	PAT	FG	PTS
1948	Joe Bronson, MUR	7	-	-	42
1949	Winnie Dill, MUR	5	-	-	30
1950	Phil Foster, MUR	7	-	-	42
1952	Max Stevens, WKU	12	-	-	72
1953	Bobby Young, MTSU	9	17	-	71
1954	Carl Walker, MUR	6	1	-	37
1955	Carl Walker, MUR	9	-	-	54
1956	Dave Bottos, MUR	8	1	-	49
1957	Bobby Hallum, MTSU	8	5	1	56
1958	Bobby Hallum, MTSU	7	2	-	44
1959	W.J. Schumaker, TTU	10	-	-	60
1960	Ronnie Quillen, ETSU	7	-	-	42
1961	George Dykes, MTSU	7	1	-	44
1962	Jim Baker, ETSU	7	17	4	71
1963	Sharon Miller, WKU	10	-	-	60
1964	Jim Burt, WKU	10	-	-	60
1965	Ronnie Parson, APSU	6	23	4	71
1966	Tommy Gray, MOR	14	-	-	84
1967	Dickie Moore, WKU	19	-	-	114
1968	Bill Hess, MUR	13	-	-	78
1969	Larry Schreiber, TTU	13	-	-	78
1970	Jim Brooks, ECU	11	-	-	66
1971	Jim Brooks, EK	9	-	-	54
1972	Butch Gentry, TTU	-	27	11	60
1973	Clarence Jackson, WKU	16	-	-	96
1974	Everett Talbert, ECU	11	-	-	66
1975	Murray Cunningham, TTU	-	25	14	67
1976	Mike Moore, MTSU	9	-	-	54
1977	Wayne Anderson, TTU	-	42	5	57
1978	Dale Patton, ECU	15	-	-	90
1979	Lindsey Hudspeth, MUR	9	-	-	54
1980	Troy Snardon, WKU	12	-	-	72
1981	Paris Wicks, YSU	17	1	-	104
1982	Paul McFadden, YSU	-	21	17	72
1983	Willie Cannon, MUR	11	-	-	66
1984	Kelly Potter, MTSU	-	32	14	74
1985	Elroy Harris, ECU	14	2	-	88
1986	Dale Dawson, ECU	-	33	18	87
1987	Paul Hickert, MUR	-	30	19	87
1988	Elroy Harris, ECU	21	1	-	128
1989	Markus Thomas, ECU	15	1	-	92
1990	Joe Campbell, MTSU	14	-	-	86
1991	Tim Lester, ECU	14	-	-	84
1992	Markus Thomas, ECU	18	-	-	108
1993	Kippy Bayless, MTSU	17	1	-	104
1994	Kippy Bayless, MTSU	15	-	-	90
1995	Derrick Cullors, MUR	20	-	-	120
1996	Rob Hart, MUR	-	46	22	112
1997	Anthony Downs, MUR	12	-	-	72
1998	Corey Williams, SEMO	12	-	-	72
	Rondel Menendez, ECU	12	-	-	72
1999	Terrence Tillman, MUR	14	-	-	84
2000	Peter Martinez, WKU	-	44	15	89
2001	J.R. Taylor, EIU	20	-	-	120
2002	J.R. Taylor, EIU	18	-	-	112
2003	Charles Anthony, TSU	15	2	-	92
2004	Oscar Bonds, JSU	19	-	-	114
2005	Don Chapman, UTM	16	-	-	96
2006	Clay Green, JSU	16	-	-	96
2007	Gavin Hallford, JSU	-	33	22	99
2008	Javarris Williams, TSU	16	-	-	96
2009	Terrence Holt, APSU	15	-	-	90
2010	Henry Harris, SEMO	19	-	-	114

## PUNTING

YEAR	PLAYER	NO.	AVG.
1948	Ralph McClain, MUR	33	35.5
1949	Allen Butcher, MUR	43	32.0
1950	Bob Vaughn, MUR	52	37.3
1951	John Gill, WKU	35	32.3
1952	Glin Jeffrey, MUR	19	37.4
1953	Bobby Young	24	40.3
1954	Jack Van Hooser, TTU	18	31.6
1955	Jere Stripling, MUR	24	36.8
1956	Tom Schulte, ECU	14	40.1
1957	Bobby Tillman, MTSU	17	40.5
1958	Dave Bishop, ECU	38	41.7
1959	Denny Wedge, WKU	23	38.2
1960	Mike Brown, MOR	38	39.5
1961	Gene Stuber, ECU	35	39.2
1962	Mike Brown, MOR	42	39.3
1963	Dave Lobo, ECU	38	40.2
1964	Fred Malins, ECU	46	40.2
1965	Fred Malins, ECU	48	42.2
1966	Bob Plotts, ECU	55	38.8
1967	Billy Walker, MTSU	33	40.1
1968	Ron Taylor, MTSU	58	41.9
1969	Bill Marston, MOR	69	39.3
1970	Chuck Cantrell, MUR	67	40.7
1971	Mike Shawen, MTSU	74	38.5
1972	Chuck Cantrell, MUR	61	40.3
1973	Charlie Johnson, WKU	40	42.2
1974	Mike Shawen, MTSU	62	43.9
1975	Walt Herod, WKU	58	42.4
1976	Don Rardin, MOR	59	42.8
1977	Randy Saunders, MTSU	53	40.6
1978	Steve Davis, TTU	62	40.5
1979	Steve Davis, TTU	79	42.5
1980	Ray Farmer, WKU	62	42.4
1981	John Christopher, MOR	76	43.7
1982	John Christopher, MOR	93	43.9
1983	Nick Xides, YSU	58	40.0
1984	Nick Xides, YSU	77	41.5
1985	Greg Burke, MOR	49	43.1
1986	Greg Burke, MOR	68	44.1
1987	Tracy Graham, TTU	54	40.2
1988	Jeff Buffalo, APSU	48	38.9
1989	Tracy Graham, TTU	54	40.2
1990	Colin Godfrey, TSU	57	45.9
1991	Colin Godfrey, TSU	63	41.4
1992	Colin Godfrey, TSU	54	42.2
1993	Tim McNamee, ECU	59	40.7
1994	Brandon Thomas, MTSU	32	40.6
1995	Marc Collins, ECU	43	42.7
1996	Shawn Denzer, EIU	38	41.1
1997	Justin Terrill, SEMO	72	43.5
1998	Andy Dorsey, TTU	65	41.9
1999	Brian Bivens, MUR	43	44.8
2000	Jason Witczak, SEMO	47	41.1
2001	Bill Besenhofer, EIU	36	38.2
2002	Brian Bivens, MUR	56	40.3
2003	Richie Rhodes, JSU	67	41.2
2004	David Simonhoff, SEMO	69	46.0
2005	David Simonhoff, SEMO	63	42.8
2006	David Simonhoff, SEMO	59	44.8
2007	Kevin Cook, EIU	36	44.6
2008	Doug Spada, SEMO	47	44.7
2009	Kevin Cook, EIU	50	42.0
2010	Jordan Berry, ECU	54	42.9

## ALL-TIME OVC PLAYERS OF THE WEEK

<p><b>1978</b></p> <p><b>Offensive</b></p> <p>S11 Milton Jenkins, TTU</p> <p>S18 Jimmy Woods, WKU</p> <p>S25 Bill Hughes, EKU</p> <p>Cecil Fore, TTU</p> <p>O2 Phil Simms, MOR</p> <p>O9 Dale Patton, EKU</p> <p>Mike Dickens, MUR</p> <p>O16 Bill Hughes, EKU</p> <p>O23 None Selected</p> <p>O30 Steve Brewer, APSU</p> <p>John Hall, WKU</p> <p>N6 Steve Brewer, APSU</p> <p>N13 Jimmy Maynard, TTU</p> <p>N20 Jimmy Maynard, TTU</p> <p><b>Defensive</b></p> <p>S11 Russell Brown, APSU</p> <p>S18 Reginald Hayden, WKU</p> <p>Stanley Wright, MTSU</p> <p>S25 Charles DeLacey, WKU</p> <p>O2 Tony Towns, WKU</p> <p>O9 Rodney Jefferson, MOR</p> <p>O16 Reginald Hayden, WKU</p> <p>O23 None Selected</p> <p>O30 Stan Wright, MTSU</p> <p>N6 Mike Betts, APSU</p> <p>N13 Joe Richard, EKU</p> <p>N20 Tony Towns, WKU</p> <p><b>1979</b></p> <p><b>Offensive</b></p> <p>S24 Danny Johnson, MUR</p> <p>O1 Bill Hughes, EKU</p> <p>O8 Eddie Preston, WKU</p> <p>O15 Nick Nance, MUR</p> <p>O22 Elmer Caldwell, WKU</p> <p>O29 Craig Woods, APSU</p> <p>N5 None Selected</p> <p>N12 Elmer Caldwell, WKU</p> <p><b>Defensive</b></p> <p>S24 Chuck DeLacey, WKU</p> <p>O1 Greg Jones, MUR</p> <p>O8 Rodney Jefferson, MOR</p> <p>O15 Rodney Jefferson, MOR</p> <p>O22 Joe Richard, EKU</p> <p>Rick Lanpher, MUR</p> <p>O29 Terry Love, MUR</p> <p>N5 None Selected</p> <p>N12 Joe Richard, EKU</p> <p><b>Rookie</b></p> <p>S24 Ricky Anderson, WKU</p> <p>O1 Ronald Lee Hopkins, MUR</p> <p>O8 Nicky Yeast, EKU</p> <p>O15 Ricky Chatman, WKU</p> <p>O22 Reggie Bazel, TTU</p> <p>O29 John Christopher, MOR</p> <p>N5 None Selected</p> <p>N12 Ricky Anderson, WKU</p> <p><b>1980</b></p> <p><b>Offensive</b></p> <p>S7 John Hall, WKU</p> <p>S15 Dennis Brumfield, AKR</p> <p>S22 Tony Braxton, EKU</p> <p>S29 Nate Jones, WKU</p> <p>O6 James Aaron, TTU</p> <p>O13 Sonny Defilippis, APSU</p> <p>O20 Gino Gibbs, MUR</p> <p>O27 Don Reeves, MOR</p> <p>N3 Troy Snardon, WKU</p> <p>Chris Isaac, EKU</p> <p>N10 Tony Braxton, EKU</p> <p>Nate Jones, WKU</p> <p>N17 Chris Isaac, EKU</p> <p>N24 Lindsey Hudspeth, MUR</p> <p><b>Defensive</b></p> <p>S7 Lamar Williams, MUR</p> <p>S15 Davlin Mullen, WKU</p>	<p>S22 Bryan Gray, WKU</p> <p>Johnny Walker, APSU</p> <p>S29 Gary Carmichael, MOR</p> <p>Brett Williams, APSU</p> <p>O6 Donald White, MUR</p> <p>O13 Mark Willoughby, EKU</p> <p>O20 Dan Gooch, MOR</p> <p>O27 Kent Pettyjohn, TTU</p> <p>N3 Lamnot Meacham, WKU</p> <p>N10 Brett Williams, APSU</p> <p>N17 Dan Gooch, MOR</p> <p>N24 David Hill, EKU</p> <p><b>Rookie</b></p> <p>S7 Paul Gray, WKU</p> <p>S15 None Selected</p> <p>S22 Marvin McClennon, TTU</p> <p>S29 Lenn Duff, MOR</p> <p>O6 Marvin McClennon, TTU</p> <p>O13 Jamie Lovett, EKU</p> <p>O20 David Hill, EKU</p> <p>O27 Jeff Lancaster, MUR</p> <p>N3 Floyd Jones, APSU</p> <p>N10 None Selected</p> <p>N17 Marvin McClennon, TTU</p> <p>N24 None Selected</p> <p><b>1981</b></p> <p><b>Offensive</b></p> <p>S8 Gino Gibbs, MUR</p> <p>Paris Wicks, YSU</p> <p>S14 Terence Thompson, EKU</p> <p>S21 Nick Nance, MUR</p> <p>S28 Terence Thompson, EKU</p> <p>O5 Chris Isaac, EKU</p> <p>O12 Floyd Jones, APSU</p> <p>O19 Tony Costantine, TTU</p> <p>O26 Paris Wicks, YSU</p> <p>N2 Chris Isaac, EKU</p> <p>N9 Danny Embree, WKU</p> <p>N16 Paris Wicks, YSU</p> <p><b>Defensive</b></p> <p>S8 Dennis Mix, MTSU</p> <p>S14 Donnie Wilson, MUR</p> <p>S21 Donald White, MUR</p> <p>S28 Ken Alexander, MOR</p> <p>O5 Gregg Evans, MUR</p> <p>O12 David Suggs, WKU</p> <p>O19 Dennis Mix, MTSU</p> <p>O26 George Floyd, EKU</p> <p>N2 George Floyd, EKU</p> <p>Paul Gray, WKU</p> <p>N9 Paul Gray, WKU</p> <p>N16 Alonzo Martin, APSU</p> <p><b>Rookie</b></p> <p>S8 Marcus Moss, MUR</p> <p>S14 Rodney Long, APSU</p> <p>S21 Kelly Potter, MTSU</p> <p>Mike Hardie, YSU</p> <p>S28 Marcus Moss, MUR</p> <p>O5 Kelly Potter, MTSU</p> <p>O12 Mike Hanlin, MOR</p> <p>O19 Van Smith, MTSU</p> <p>O26 Ed Grimsley, AKR</p> <p>N2 Mike Hanlin, MOR</p> <p>N9 Terry Simmons, EKU</p> <p>N16 Mark Powers, TTU</p> <p><b>1982</b></p> <p><b>Offensive</b></p> <p>S7 Dennis Heckman, AKR</p> <p>S14 Ed Hairston, EKU</p> <p>S21 Paris Wicks, YSU</p> <p>S27 Vince Hall, MTSU</p> <p>O4 Dennis Hickman, AKR</p> <p>O11 Steve Bird, EKU</p> <p>O18 Paris Wicks, YSU</p> <p>O25 Mike Hanlin, MOR</p> <p>Terence Thompson, EKU</p> <p>N1 Steve Bird, EKU</p> <p>N8 Mike Hardie, YSU</p>	<p>N15 Reggie Bazel, TTU</p> <p><b>Defensive</b></p> <p>S7 Allen Young, EKU</p> <p>S14 Mike Owens, APSU</p> <p>S21 Keith Curry, MOR</p> <p>S27 Jeff Daughtry, TTU</p> <p>O4 Danny Gooch, MOR</p> <p>O11 Randy Taylor, EKU</p> <p>O18 Danny Gooch, MOR</p> <p>O25 Rodney Lofton, MUR</p> <p>N1 Glenn Jones, MUR</p> <p>N8 Dennis Mix, MTSU</p> <p>N15 Donald White, MUR</p> <p><b>Rookie</b></p> <p>S7 Tony Moore, MUR</p> <p>S14 Pat Wilson, APSU</p> <p>S21 Brent Fisher, TTU</p> <p>S27 None Selected</p> <p>O4 Fred Motes, APSU</p> <p>O11 Fred Motes, APSU</p> <p>O18 Kevin aker, MTSU</p> <p>O25 Kevin Baker, MTSU</p> <p>N1 Roger Cleveland, MOR</p> <p>N8 Kevin Baker, MTSU</p> <p>Roger Cleveland, MOR</p> <p>N15 Kaelin Byrd, APSU</p> <p><b>1983</b></p> <p><b>Offensive</b></p> <p>S6 Mickey Corwin, MTSU</p> <p>S12 Jamie Lovett, EKU</p> <p>S19 Jamie DeVore, YSU</p> <p>S26 Mickey Corwin, MTSU</p> <p>O3 Vince Hall, MTSU</p> <p>O10 Willie Cannon, MUR</p> <p>O17 James Black, AKR</p> <p>O24 Allen Lawrence, TTU</p> <p>O31 James Black, AKR</p> <p>Vince Hall, MTSU</p> <p>N7 James Black, AKR</p> <p>N18 Willie Johnson, APSU</p> <p><b>Defensive</b></p> <p>S6 Mike McShane, EKU</p> <p>S12 Fred Harvey, EKU</p> <p>S19 Mike Newton, APSU</p> <p>S26 Pat Wilson, APSU</p> <p>O3 Eugene Walker, EKU</p> <p>O10 Kaelin Byrd, APSU</p> <p>O17 Greg Reed, AKR</p> <p>O24 Jeff Spencer, MTSU</p> <p>O31 James Yarborough, MUR</p> <p>N7 Robert Johnson, AKR</p> <p>Randy Frazier, MOR</p> <p>Michael Shelton, APSU</p> <p>N18 Dan Coleman, MUR</p> <p><b>Special Teams</b></p> <p>S6 Jeff Lancaster, MUR</p> <p>S12 Nont Selected</p> <p>S19 Fred Motes, APSU</p> <p>S26 Brian Yarbrough, APSU</p> <p>O3 Steve Williams, APSU</p> <p>O10 Robert Thompson, YSU</p> <p>O17 Kelly Potter, MTSU</p> <p>O24 Dennis Heckman, AKR</p> <p>O31 Mark Ledford, MOR</p> <p>N7 None Selected</p> <p>N18 Brian Yarbrough, APSU</p> <p><b>Rookie</b></p> <p>S6 Greg Parker, EKU</p> <p>S12 Eddie Walls, APSU</p> <p>S19 Rick Shepas, YSU</p> <p>S26 Willie Cannon, MUR</p> <p>O3 Willie Cannon, MUR</p> <p>O10 David Hensley, EKU</p> <p>O17 Mike Mathis, MTSU</p> <p>O24 Mike Mathis, MTSU</p> <p>O31 Willie Cannon, MUR</p> <p>N7 Barry Cox, EKU</p> <p>N18 Greg Parker, EKU</p>	<p><b>1984</b></p> <p><b>Offensive</b></p> <p>S4 Trenton Lykes, YSU</p> <p>S10 Mike Clark, AKR</p> <p>S17 Vince Hall, MTSU</p> <p>S24 Vince Hall, MTSU</p> <p>O1 Kevin Sisk, MUR</p> <p>O8 Floyd Jones, APSU</p> <p>O15 Vince Hall, MTSU</p> <p>O22 Mike Hanlin, MOR</p> <p>N5 Mickey Corwin, MTSU</p> <p>N12 David Hensley, EKU</p> <p>N19 Rickey Rice, APSU</p> <p><b>Defensive</b></p> <p>S4 Ralph Robinson, MUR</p> <p>S10 Fred Harvey, EKU</p> <p>S17 Steve Rrafac, AKR</p> <p>S24 Dan Coleman, MUR</p> <p>O1 Robert Frazier, MTSU</p> <p>O8 Randy Carr, MTSU</p> <p>O15 Steve Rafac, AKR</p> <p>O22 Ralph Robinson, MUR</p> <p>Ron Shegog, APSU</p> <p>N5 Woody Clark, MUR</p> <p>N12 Randy Carr, MTSU</p> <p>N19 Pat Toler, YSU</p> <p><b>Offensive Lineman</b></p> <p>S4 Billy Poe, MOR</p> <p>S10 None Selected</p> <p>S17 Charlie Wiles, MUR</p> <p>S24 Jeff Ulmer, MUR</p> <p>O1 Rick Brito, MTSU</p> <p>Joe Spadafino, EKU</p> <p>O8 Colby Schreckengost, MUR</p> <p>O15 Chris Sullivan, EKU</p> <p>Phil Cowan, MTSU</p> <p>O22 Billy Poe, MOR</p> <p>N5 Rick Brito, MTSU</p> <p>N12 Keith Bosley, EKU</p> <p>N19 Chris Sullivan, EKU</p> <p><b>Special Teams</b></p> <p>S4 Kelly Potter, MTSU</p> <p>S10 Brian Yarbrough, APSU</p> <p>S17 Kelly Potter, MTSU</p> <p>S24 Dale Dawson, EKU</p> <p>O1 Kelly Potter, MTSU</p> <p>O8 Greg Burke, MOR</p> <p>O15 Steve Rowe, EKU</p> <p>O22 Brian Yarbrough, APSU</p> <p>N5 John Dowling, YSU</p> <p>N12 Mark Morrison, MTSU</p> <p>N19 Tony James, KEU</p> <p><b>Rookie</b></p> <p>S4 Trenton Lykes, YSU</p> <p>Bill Bird, MUR</p> <p>Daman Stephens, MOR</p> <p>S10 None Selected</p> <p>S17 Roderick Love, YSU</p> <p>S24 Daman Stephens, MOR</p> <p>O1 Kelly Cutright, EKU</p> <p>O8 Trenton Lykes, YSU</p> <p>O15 Mike Woznichak, MUR</p> <p>O22 Daman Stephens, MOR</p> <p>N5 Gerald Robinson, MTSU</p> <p>N12 Daman Stephens, MOR</p> <p>N19 Daman Stephens, MOR</p> <p><b>1985</b></p> <p><b>Offensive</b></p> <p>S9 Dwight Stone, MTSU</p> <p>S16 Mike Clark, AKR</p> <p>S23 Gerald Anderson, MTSU</p> <p>S30 Mike Whitaker, EKU</p> <p>O7 Mike Clark, AKR</p> <p>Stanley Howard, MUR</p> <p>O14 Marvin Collier, MTSU</p> <p>O21 Mike Clark, AKR</p> <p>O28 Gerald Anderson, MTSU</p> <p>N11 Gerald Anderson, MTSU</p>
--	---	--	--



N18 Marvin Collier, MTSU  
 N25 Kevin Sisk, MUR

**Defensive**

S9 Anthony Harper, EKU  
 S16 James Clark, MUR  
 S23 Kelvin Bellamy, MOR  
 S30 Mike Peterson, YSU  
 O7 Fred Harvey, EKU  
 O14 Bill Hadden, AKR  
 O21 Willie Bester, MUR  
 O28 Herbert Jones, MUR  
 N11 Wayne Grant, AKR  
 N18 Don Griffin, MTSU  
 Dino Deluliis, MTSU  
 N25 Wayne Grant, AKR

**Offensive Lineman**

S9 Jeff Ulmer, MUR  
 S16 Larry Pickett, MTSU  
 S23 Mike Teifke, AKR  
 S30 Joe Spadafino, EKU  
 O7 Charlie Wiles, MUR  
 O14 David Kercell, MTSU  
 O21 Keith Bosley, EKU  
 O28 Cecil Andrews, MTSU  
 N11 Keith Bosley, EKU  
 N18 Joe Spadafino, EKU  
 N25 Byron Ingram, EKU

**Special Teams**

S9 Dale Dawson, EKU  
 S16 Brian Yarbrough, APSU  
 S23 Russ Klaus, AKR  
 S30 Russ Klaus, AKR  
 O7 Nick Xides, YSU  
 O14 Scott Meadows, TTU  
 O21 Nick Xides, YSU  
 O28 Dale Dawson, EKU  
 N11 Mike Knapp, AKR  
 N18 Brian Yarbrough, APSU  
 N25 Don Griffin, MTSU

**Rookie**

S9 Rodney Payne, MUR  
 S16 Marvin Collier, MTSU  
 S23 Derrick Warren, MTSU  
 S30 Rodney Payne, MUR  
 O7 Elroy Harris, EKU  
 O14 Pat Narduzzi, YSU  
 O21 Elroy Harris, EKU  
 O28 Mike Lewis, APSU  
 N11 Elroy Harris, EKU  
 N18 Mike Lewis, APSU  
 Elroy Harris, EKU  
 N25 Elroy Harris, EKU

**1986**

**Offensive**

S8 Bill Bird, MUR  
 S15 Adrian Breen, MOR  
 S22 Adrian Breen, MOR  
 S29 Mike Clark, AKR  
 O6 Mike Lewis, APSU  
 O13 Rod Love, YSU  
 O20 Vernon Stewart, AKR  
 O27 Mike Clark, AKR  
 N3 Marvin Collier, MTSU  
 N10 Mike Whitaker, EKU  
 N17 Bill Bird, MUR

**Defensive**

S8 Randy Frazier, MOR  
 S15 Fred Harvey, EKU  
 S22 Pat Smith, EKU  
 S29 Fred Harvey, EKU  
 O6 Eddie Walls, APSU  
 O13 Roosevelt Colvard, MTSU  
 O20 Scott Fox, APSU  
 O27 Kirk Brunson, MUR  
 N3 Gary Tyler, AKR  
 N10 Roosevelt Colvard, MTSU  
 N17 Fred Harvey, EKU

**Offensive Lineman**

S8 Charles Wiles, MUR  
 S15 Billy Poe, MOR

S22 Joe Wagner, MOR  
 Mike Grimm, MOR  
 S29 Ron Pasquale, AKR  
 O6 None Selected  
 O13 John Nevotne, YSU  
 O20 Cecil Andrews, MTSU  
 O27 Byron Ingram, EKU  
 N3 Charley Wiles, MUR  
 N10 Larry Pickett, MTSU  
 N17 Howard Jacobs, MOR

**Special Teams**

S8 Bob Jacob, MUR  
 S15 Dale Dawson, EKU  
 S22 Charlie Stepp, MOR  
 S29 None Selected  
 O6 Mark Morrison, MTSU  
 O13 Paul Hickert, MUR  
 O20 Danny Copeland, EKU  
 O27 Mike Knapp, AKR  
 N3 Dale Dawson, EKU  
 N10 Greg Burke, MOR  
 N17 Dale Dawson, EKU

**Rookie**

S8 Pierce Joiner, AKR  
 S15 Joe Warren, APSU  
 S22 Sammy Gholston, APSU  
 S29 Michael Proctor, MUR  
 O6 None Selected  
 O13 Michael Proctor, MUR  
 O20 Tom McMillan, APSU  
 O27 Randy Bohler, EKU  
 N3 Michael Proctor, MUR  
 N10 Frank Thigpen, MUR  
 N17 Pierce Joiner, AKR

**1987**

**Offensive**

S8 Dale Edwards, APSU  
 S14 Patrick Pope, TTU  
 S21 Elroy Harris, EKU  
 O5 Trenton Lykes, YSU  
 Patrick Pope, TTU  
 O12 Trenton Lykes, YSU  
 O19 Lorenza Rivers, TTU  
 O26 James Crawford, EKU  
 N2 Lorenzo Davis, YSU  
 N9 Elroy Harris, EKU  
 N16 Lorenza Rivers, TTU  
 N23 Michael Proctor, MUR

**Defensive**

S8 Don Thomas, MTSU  
 S14 Ron Jekel, EKU  
 S21 Kenny Meadows, MOR  
 O5 Myron Guyton, EKU  
 O12 Ron Clark, APSU  
 O19 Paul Soltis, YSU  
 Kenny Tippins, MTSU  
 O26 Jessie Small, EKU  
 N2 Kent Lapa, MUR  
 N9 Mike Metcalf, MOR  
 N16 Marlon Placide, TTU  
 N23 Marty Euverard, MTSU

**Offensive Lineman**

S8 Greg Hurd, MUR  
 S14 Clark Richey, TTU  
 S21 John Jackson, EKU  
 O5 Doug Hintemeyer, MTSU  
 O12 Gary Greve, EKU  
 O19 Clark Richey, TTU  
 O26 John Jackson, EKU  
 Marshall Sills, MUR  
 N2 Dave Miller, EKU  
 Greg Hurd, MUR  
 N9 Gary Greve, EKU  
 N16 Elliott Fedd, YSU  
 N23 Greg Hurd, MUR

**Special Teams**

S8 Tom McMillan, APSU  
 S14 John Dowling, YSU  
 S21 Danny Copeland, EKU  
 O5 Robert Alford, MTSU  
 O12 Lorenza Rivers, TTU

O19 Paul Hickert, MUR  
 O26 Paul Hickert, MUR  
 N2 Danny Copeland, EKU  
 N9 Paul Hickert, MUR  
 N16 Chuck Daniel, MTSU  
 N23 Paul Hickert, MUR

**Rookie**

S8 John Tate, MTSU  
 S14 Chris Swartz, MOR  
 S21 Chuck Daniel, MTSU  
 O5 Lorenzo Fields, EKU  
 O12 Lorenzo Fields, EKU  
 O19 Chris Swartz, MOR  
 O26 Tracy Graham, TTU  
 N2 Alan Blythe, YSU  
 N9 Chris Swartz, MOR  
 N16 Chris Swartz, MOR  
 Ricky Martin, MTSU  
 N23 Chuck Daniel, MTSU

**1988**

**Offensive**

S6 Ty Howard, MOR  
 S13 Mike Cadore, EKU  
 S20 Chris Swartz, MOR  
 S26 Joe Lisle, MTSU  
 O3 Jerome Williams, MOR  
 O10 Elroy Harris, EKU  
 O17 Elroy Harris, EKU  
 O24 Melvin Waters, TSU  
 O31 Chris Swartz, MOR  
 N7 Elroy Harris, EKU  
 N14 Michael Proctor, MUR  
 Elroy Harris, EKU  
 N21 Ricky Martin, MTSU

**Defensive**

S6 Don Thomas, MTSU  
 S13 Kelly Cutright, EKU  
 S20 Marty Euverard, MTSU  
 S26 Don Thomas, MTSU  
 O3 Chris Coffey, EKU  
 O10 Shelton Burruss, MUR  
 O17 Gerald Dossett, TTU  
 O24 Chris Coffey, EKU  
 O31 Tim Tomaszewski, EKU  
 N7 Elzie Anderson, APSU  
 N14 Tony Clark, MUR  
 N21 Jamie Lowicz, MUR

**Offensive Lineman**

S6 None Selected  
 S13 Mike Kelly, EKU  
 Mike Delvisco, EKU  
 S20 Mike Delvisco, EKU  
 Joe Gagliano, MOR  
 S26 None Selected  
 O3 Eric Crigler, MUR  
 O10 Al Jacevicius, EKU  
 O17 None Selected  
 O24 Barry Nixon, TSU  
 O31 Joe Gagliano, MOR  
 N7 Joe Kelly, EKU  
 Mike Delvisco, EKU  
 Eric Crigler, MUR  
 Oscar Angulo, EKU  
 N21 Mike Delvisco, EKU  
 Marshall Sills, MUR

**Special Teams**

S6 Chuck Daniel, MTSU  
 Van Overton, TSU  
 S13 None Selected  
 S20 Chuck Daniel, MTSU  
 S26 Greg Duncan, MUR  
 O3 None Selected  
 O10 Grad Wright, APSU  
 O17 Greg Duncan, MUR  
 O24 Mike Cadore, EKU  
 O31 Tracy Graham, TTU  
 N7 Monty McIntyre, MOR  
 N14 Greg Duncan, MUR  
 N21 None Selected

**Rookie**

S6 Bill Desmond, APSU

S13 Tim Lester, EKU  
 S20 Van Overton, TSU  
 S26 Joe Campbell, MTSU  
 O3 Norman Drake, TTU  
 O10 Tim Lester, EKU  
 O17 Joe Campbell, MTSU  
 O24 Norman Drake, TTU  
 O31 Tim Lester, EKU  
 Craig Lewis, TSU  
 N7 Tim Lester, EKU  
 N14 Jeff Buffaloe, APSU  
 N21 Tim Lester, EKU

**1989**

**Offensive**

S5 Michael Proctor, MUR  
 S11 Ryan Weeks, TTU  
 S18 Chris Swartz, MOR  
 S25 Markus Thomas, EKU  
 O2 Anthony Jerdine, MOR  
 O9 Markus Thomas, EKU  
 O16 Chauncey Hines, TSU  
 O23 Markus Thomas, EKU  
 Michael Proctor, MUR  
 O30 Michael Proctor, MUR  
 N6 Joe Campbell, MTSU  
 N13 Joe Campbell, MTSU

**Defensive**

S5 Anthony Coleman, MTSU  
 S11 Jeff Urbano, MUR  
 S18 Simon Shanks, TSU  
 S25 Tony Gilbert, EKU  
 Jamie Lowicz, MUR  
 O2 Felix Parham, TTU  
 J.G. Porter, MOR  
 O9 Anthony Brewer, MUR  
 O16 Ernest Thompson, EKU  
 Andre Dyer, MTSU  
 O23 Joe Stone, TSU  
 O30 Chuck Price, TSU  
 N6 Anthony Coleman, MTSU  
 N13 Doug Bowell, MOR

**Offensive Lineman**

S5 Mark Mitchell, EKU  
 Keith Askin, MUR  
 S11 Mark Mitchell, EKU  
 S18 None Selected  
 S25 Al Jacevicius, EKU  
 O2 Bruce Lamb, TTU  
 O9 Al Jacevicius, EKU  
 Eric Crigler, MUR  
 O16 Mark Mitchell, EKU  
 Jim VonHandorf, EKU  
 O23 Mark Mitchell, EKU  
 Brooks Dalrymple, EKU  
 O30 Al Jacevicius, EKU  
 N6 Larry Tharpe, TSU  
 John Tate, MTSU  
 N13 Melvin James, MTSU

**Special Teams**

S5 Joe Lisle, MTSU  
 S11 Chuck Daniel, MTSU  
 S18 David Asbery, MOR  
 S25 Robby Lannon, MUR  
 O2 Chuck Daniel, MTSU  
 O9 Greg Duncan, MUR  
 O16 Tracy Graham, TTU  
 O23 Greg Duncan, MUR  
 O30 Ryan Weeks, TTU  
 N6 Chuck Daniel, MTSU  
 N13 Melvin James, MTSU

**Rookie**

S5 Mike Stewart, TTU  
 S11 Markus Thomas, EKU  
 S18 Billy Shackelford, TTU  
 Mike Stewart, TTU  
 S25 Simon Shanks, TSU  
 O2 Markus Thomas, EKU  
 O9 Leon Brown, EKU  
 Simon Shanks, TSU  
 O16 Xavier Pope, MUR  
 O23 Simon Shanks, TSU

O30 Markus Thomas, EKU  
 N6 Simon Shanks, TSU  
 N13 Mitch Fedak, MOR

**1990**

**Offensive**

S4 Joe Campbell, MTSU  
 S10 Jimmy Bethea, TSU  
 S17 Leon Brown, EKU  
 S24 Joe Campbell, MTSU  
 O1 Phil Ironside, MTSU  
 O8 Bert Browne, TTU  
 O15 Bert Browne, TTU  
 O22 Phil Ironside, MTSU  
 O29 Joe Campbell, MTSU  
 Tim Lester, EKU  
 N5 Chris Swartz, MOR  
 N12 Ricky Martin, MTSU  
 N19 Ricky Martin, MTSU  
 Chris Swartz, MOR

**Defensive**

S4 Darrell Beavers, MOR  
 S10 Scott Boykin, MTSU  
 Simon Shanks, TSU  
 S17 Kelly Blount, EKU  
 S24 Brett Kolnick, EKU  
 Danny Amato, MUR  
 O1 Craig Brooks, EKU  
 O8 Brett Kolnick, EKU  
 David Wilkins, EKU  
 Rick Sanders, TTU  
 O15 Darrell Beavers, MOR  
 O22 Mark McCutcheon, TSU  
 Felix Parham, TTU  
 N5 Perry Hall, TSU  
 N12 Roger Jones, TSU  
 David Wilkins, EKU  
 N19 Tom Cohan, MOR

**Offensive Lineman**

S4 James Appel, MOR  
 S10 Al Jacevicius, EKU  
 S17 Eric Coker, MOR  
 S24 Mike Gibson, MTSU  
 Rick Mitchell, MTSU  
 Carlos James, TTU  
 O1 Al Jacevicius, EKU  
 Jim VonHandorf, EKU  
 Carl Satterly, EKU  
 O8 Larry Tharpe, TSU  
 Paul Jones, TSU  
 O15 Jerry Jared, TTU  
 O22 Jim VonHandorf, EKU  
 John Holmes, EKU  
 O29 Tim Wimbley, EKU  
 N5 Brandon Ford, MOR  
 N12 Al Jacevicius, EKU  
 N19 John Macon, TSU  
 Larry Tharpe, TSU

**Special Teams**

S4 Daniel Gibson, TTU  
 S10 Matt Crews, MTSU  
 S17 Colin Godfrey, TSU  
 S24 J.J. Flournoy, TSU  
 Colin Godfrey, TSU  
 O1 Daniel Gibson, TTU  
 O8 J.J. Flournoy, TSU  
 O15 Matt Crews, MTSU  
 O22 Todd Duffey, EKU  
 O29 Colin Godfrey, TSU  
 N5 Colin Godfrey, TSU  
 Richard Darden, APSU  
 N12 Bryan Barrett, EKU  
 Orlando Crenshaw, MTSU  
 Greg Duncan, MUR

**Rookie**

S4 Shane Queen, TTU  
 S10 Damyen Taylor, TTU  
 Samy Hillman, APSU  
 S17 Walter Dunson, MTSU  
 S24 Randy Fuller, TSU  
 O1 Bryan Nichols, MOR  
 Maurice Draine, TTU

O8 Mark Cooper, TSU  
 O15 Daniel Gipson, TTU  
 O22 Leonard Love, EKU  
 O29 Thomas Maxwell, APSU  
 N5 Fred Johnson, MOR  
 N12 Damyen Taylor, TTU  
 N19 Fred Johnson, MOR

**1991**

**Offensive**

S3 Tim Lester, EKU  
 S9 Joe Campbell, MTSU  
 S16 Tim Lester, EKU  
 Marcus Dowdell, TSU  
 S23 Jimmy Bethea, TSU  
 S30 Walter Dunson, MTSU  
 Darrin Harris, MOR  
 O7 Joe Campbell, MTSU  
 O14 Markus Thomas, EKU  
 O21 James Wade, TSU  
 O28 Tim Lester, EKU  
 N4 Joe Campbell, MTSU  
 Steve Donato, MOR  
 N11 Markus Thomas, EKU  
 Patrick Robinson, TSU  
 N18 James Wade, TSU  
 N25 Jody Smith, APSU

**Defensive**

S3 Ara Jackson, EKU  
 S9 Richard Darden, APSU  
 S16 Brad Ladd, EKU  
 S23 Bunky Beasley, APSU  
 Chris McNamee, EKU  
 David Wilkins, EKU  
 S30 James Mesidor, APSU  
 O7 Lamont Wortham, TSU  
 O14 James Chinn, SEMO  
 O21 Shane Queen, TTU  
 O28 Fred Johnson, MOR  
 N4 Randy Wardlow, EKU  
 N11 Randy Wardlow, EKU  
 Fred Johnson, MOR  
 N18 Elliot Pilton, TSU  
 Lamont Wortham, TSU  
 N25 Scott Boykin, MTSU

**Offensive Lineman**

S3 None Selected  
 S9 James Appel, MOR  
 S16 Tim Wimbley, EKU  
 Brian Neville, EKU  
 S23 Jimmy Betea, TSU  
 S30 None Selected  
 O7 Mike Roth, EKU  
 O14 Greg Armstrong, MUR  
 O21 Shawn Corbett, SEMO  
 O28 Jaime Hagan, APSU  
 N4 Mike Roth, EKU  
 Carl Satterly, EKU  
 N11 Mike Roth, EKU  
 N18 Tim Wimbley, EKU  
 N25 Mike Roth, EKU  
 Carl Satterly, EKU

**Special Teams**

S3 Marcus Dowdell, TSU  
 Colin Godfrey, TSU  
 S9 Chris Dill, MUR  
 S16 Bryan Barrett, EKU  
 Marshall Hale, TTU  
 S23 Tomas Cobb, MUR  
 S30 Steve Munnell, APSU  
 O7 Garth Petrilli, MTSU  
 O14 Todd Duffy, EKU  
 O21 Daniel Gipson, TTU  
 O28 Bryan Barrett, EKU  
 N4 Colin Godfrey, TSU  
 N11 Colin Godfrey, TSU  
 N18 Garth Petrilli, MTSU  
 N25 Bryan Flynn, MOR

**Rookie**

S3 Chad McCollam, TSU  
 S9 Garth Petrilli, MTSU  
 S16 Martin Diehl, MUR

S23 Arthur King, APSU  
 Waynee McGowan, MUR  
 S30 Jay Hampton, APSU  
 O7 Randy Beaman, TTU  
 O14 Randy Beaman, TTU  
 O21 Kelly Holcomb, MTSU  
 O28 Kippy Bayless, MTSU  
 N4 Jamie Phillips, MOR  
 Willie Queen, TTU  
 N11 Donnie Matthews, MOR  
 N18 Claude Sanders, SEMO  
 N25 Ron Jones, EKU

**1992**

**Offensive**

S6 Walter Dunson, MTSU  
 S13 Kelvin Anderson, SEMO  
 S20 Markus Thomas, EKU  
 S27 Walter Dunson, MTSU  
 O4 Randy Beaman, TTU  
 O11 Brigham Lyons, MTSU  
 O18 Kelly Holcomb, MTSU  
 O25 James Wade, TSU  
 N1 Markus Thomas, EKU  
 N8 Joey Crenshaw, EKU  
 N15 Markus Thomas, EKU  
 N22 Markus Thomas, EKU

**Defensive**

S6 Lamont Wortham, TSU  
 S13 Anthony Hutch, MUR  
 S20 Brad Ladd, EKU  
 S27 Kirk Pointer, APSU  
 O4 Kevin Gibbs, MUR  
 O11 Kevin Jackson, TTU  
 O18 Jaime Phillips, MOR  
 O25 Chris Young, EKU  
 N1 Fred Johnson, MOR  
 N8 Kevin Gibbs, MUR  
 N15 Thomas Jackson, TSU  
 N22 Randy Fuller, TSU

**Offensive Lineman**

S6 Bill Christmas, MUR  
 S13 None Selected  
 S20 Larry Duncan, EKU  
 Mike Thomas, EKU  
 Brian Pressler, EKU  
 S27 Steve McAdoo, MTSU  
 O4 None Selected  
 O11 None Selected  
 O18 Marshun Middleton, TSU  
 O25 Robert Moorman, TSU  
 N1 Dave Stukenberg, SEMO  
 N8 Marcus Kimbrell, MUR  
 N15 Brian Pressler, EKU  
 N22 Brian Pressler, EKU

**Special Teams**

S6 Leon Brown, EKU  
 S13 Patrick Robinson, TSU  
 S20 Bradd Ladd, EKU  
 S27 Mike Penman, EKU  
 O4 Tim McNamee, EKU  
 O11 Colin Godfrey, TSU  
 O18 Chad Brummitt, TTU  
 O25 Mike Stewart, TTU  
 N1 Craig Bere, MOR  
 N8 Patrick Robinson, TSU  
 N15 Garth Petrilli, MTSU  
 N22 Timmy Bland, MUR

**Rookie**

S6 Kelvin Anderson, SEMO  
 S13 Kirk Pointer, APSU  
 S20 Mike Penix, TTU  
 S27 Brigham Lyons, MTSU  
 O4 Eric McBroom, MTSU  
 O11 Gerald Bentley, TTU  
 O18 Shane Kennedy, SEMO  
 O25 Craig Long, TTU  
 N1 Daniel Williams, APSU  
 N8 Anthony Franklin, MTSU  
 N15 Kelvin Anderson, SEMO  
 N22 Kelvin Anderson, SEMO

**1993**

**Offensive**

S5 Mike Jones, TTU  
 S12 Willie Queen, TTU  
 S19 Butch Mosby, MUR  
 S26 Kippy Bayless, MTSU  
 O3 Butch Mosby, MUR  
 O10 Michael Penix, TTU  
 O17 Darron Davis, TSU  
 O24 Leon Brown, EKU  
 O31 Mike Penman, EKU  
 N7 Daryl Williams, TSU  
 N14 Kelly Holcomb, MTSU  
 N21 Mike Jones, TTU

**Defensive**

S5 Anthony Hutch, MUR  
 S12 Brent Alexander, TSU  
 S19 Calon Yeldon, APSU  
 S26 Emerson Wells, EKU  
 O3 Brent Alexander, TSU  
 O10 Carlos Timmons, EKU  
 O17 Neil Fittery, EKU  
 O24 Jaime Phillips, MOR  
 O31 Brian Burton, SEMO  
 N7 Derrick Carroll, MTSU  
 N14 Chad Bratzke, EKU  
 N21 Brian Spano, UTM

**Special Teams**

S5 Tim McNamee, EKU  
 S12 Joey O'Donnell, UTM  
 S19 Derek Norton, SEMO  
 S26 Marc Collins, EKU  
 O3 Garth Petrilli, MTSU  
 O10 Chris Dill, MUR  
 O17 tim McNamee, EKU  
 O24 Bubba Beasley, UTM  
 O31 Jay Henderson, TTU  
 N7 Garth Petrilli, MTSU  
 N14 Derek Norton, SEMO  
 N21 Marc Collins, EKU

**Newcomer**

S5 Maurice Sanders, SEMO  
 S12 Jesse Smith, APSU  
 S19 Rontae Bass, MOR  
 S26 Rodney Shelton, MTSU  
 O3 Daryl Williams, TSU  
 O10 Jason Griffin, UTM  
 O17 Chris Guyton, EKU  
 O24 Darrell Cross, MOR  
 O31 Tim Scarborough, MUR  
 N7 Cory Rodney, MUR  
 N14 Chris Guyton, EKU  
 N21 Victor Hyland, EKU

**1994**

**Offensive**

S4 Charles Gamble, UTM  
 S11 Kelly Holcomb, MTSU  
 S18 Darron Davis, TSU  
 S25 Michael Penix, TTU  
 O2 John Sacca, EKU  
 O9 Kippy Bayless, MTSU  
 O16 Kelvin Anderson, SEMO  
 O23 Kippy Bayless, MTSU  
 O30 Kelly Holcomb, MTSU  
 N6 Willie Queen, TTU  
 N13 Lawrence Segree, TSU  
 N20 Kippy Bayless, MTSU

**Defensive**

S4 Markee Tate, MTSU  
 S11 Brian Pankey, TTU  
 S18 Tony McCombs, EKU  
 S25 Cedric Davis, TSU  
 Greg Klund, SEMO  
 O2 Dennis Friendly, APSU  
 O9 Renardo Hampton, MUR  
 O16 Joe Smith, EKU  
 O23 Tony McCombs, EKU  
 O30 Angel Rubio, SEMO  
 N6 Brad Simmons, TTU  
 N13 Thomas Jackson, TSU  
 N20 Victor Hyland, EKU

**Special Teams**

S4 Dione Tyler, SEMO  
 S11 Marc Collins, EKU  
 S18 Darrell Williams, TSU  
 S25 Frank Diaz, MOR  
 O2 Dione Tyler, SEMO  
 O9 Donnie Stephens, MUR  
 O16 Darrell Williams, TSU  
 O23 David Young, APSU  
 O30 Brian Nurick, MOR  
 N6 Dewayne Harper, UTM  
 N13 Dione Tyler, SEMO  
 N20 Marc Collins, EKU

**Newcomer**

S4 Anthony Lee, APSU  
 S11 David Hoelscher, EKU  
 S18 Ronnie Merritt, MUR  
 S25 Eric Clay, EKU  
 O2 Eric Clay, EKU  
 O2 J.P. Blair, MOR  
 O9 Fred Hoston, SEMO  
 O16 Todd Mather, UTM  
 Robey Williams, TSU

O23 Jacob Dickson, APSU  
 O30 Fred Hoston, SEMO  
 N6 William Murrell, EKU  
 N13 Jason Johnson, UTM  
 N20 Chris Berry, MOR

**1995**

**Offensive**

S3 Mike Cherry, MUR  
 S10 Dee Mostiller, MTSU  
 S17 Derrick Cullors, MUR  
 Lance Hoeltke, APSU  
 S24 Shane Kennedy, SEMO  
 O1 Jeff McCrone, UTM  
 O8 Jarrick Hillery, TSU  
 O15 Derrick Cullors, MUR  
 O22 Michael Penix, TTU  
 O29 Mike Cherry, MUR  
 Dione Tyler, SEMO  
 N5 Mike Cherry, MUR  
 N12 Daymon Carter, EKU  
 N20 Derrick Cullors, MUR

**Defensive**

S3 Anthony Hutch, MUR  
 S10 Chris Guyton, EKU  
 S17 Nathaniel Claybrooks, MTSU  
 S24 William Hampton, MUR  
 O1 Richard Freeman, TSU  
 O8 William Hampton, MUR  
 O15 Fred Thomas, UTM  
 Tony McCombs, EKU  
 O22 Kirk Pointer, APSU  
 Anthony Hicks, MTSU  
 Greg Klund, SEMO  
 N5 Ronnie Merritt, MUR  
 N12 Joe Smith, EKU  
 N20 Frank Russell, SEMO

**Special Teams**

S3 Brandon Thomas, MTSU  
 S10 Marc Collins, EKU  
 Gerald Bentley, TTU  
 Justin Terrill, SEMO  
 S24 Fred Thomas, UTM  
 O1 Marc Collins, EKU  
 O8 Rhett Kopp, MTSU  
 O15 Kirk Pointer, APSU  
 O22 Brandon Thomas, MTSU  
 O29 Chris Dill, MUR  
 N5 Brandon Thomas, MTSU  
 N12 None Selected  
 N20 Dione Tyler, SEMO

**Newcomer**

S3 Lance Hoeltke, APSU  
 Derrick Cullors, MUR  
 S10 Jarrick Hillery, TSU  
 S17 Charles Hall, APSU  
 S24 Derrick Cullors, MUR  
 O1 Tommy Luginbill, EKU  
 O8 Derrick Cullors, MUR

O15 Jeff McCrone, UTM  
 O22 Tommy Luginbill, EKU  
 O29 David Bone, MOR  
 N5 Jamie Sander, TTU  
 Jonathan Quinn, MTSU  
 N12 Jonathan Quinn, MTSU  
 N20 David Bone, MOR

**1996**

**Offensive**

S8 Justin Lynch, EIU  
 S15 Reginald Swinton, MUR  
 S22 Andre Caballero, TTU  
 S29 William Murrell, EKU  
 O6 Mike Cherry, MUR  
 O13 Dee Mostiller, MTSU  
 O20 William Murrell, EKU  
 O27 Jabarey McDavid, EIU  
 N3 Anthony Downs, MUR  
 N10 Mike Cherry, MUR  
 N17 William Murrell, EKU  
 N24 Daniel Williams, APSU

**Defensive**

S8 Lamar Carter, TSU  
 S15 Hasheem Rasheed, EIU  
 S22 Robert Taylor, TTU  
 S29 Rodney Wilson, EIU  
 O6 Tony McCombs, EKU  
 O13 Anthony Hutch, MUR  
 O20 Renardo Hampton, MUR  
 O27 Danny Thomas, EKU  
 N3 Hasheem Rasheed, EIU  
 N10 Anthony Hicks, MTSU  
 Robert Taylor, TTU  
 N17 Typail McMullen, MTSU  
 DeAndre James, MTSU  
 N24 Angel Rubio, SEMO

**Special Teams**

S8 Donald Hitson, MUR  
 S15 Chris Watson, EIU  
 S22 Rob Hart, MUR  
 S29 Jay Henderson, TTU  
 O6 Rob Hart, MUR  
 O13 Shawn Denzer, EIU  
 O20 Chris Wiggins, APSU  
 O27 Patrick McFall, TSU  
 N3 Rob Hart, MUR  
 N10 Rob Hart, MUR  
 N17 Jay Henderson, TTU  
 N24 Keegan RAY, MTSU

**Newcomer**

S8 Scooter Asel, EKU  
 S15 Jermaine Womack, MTSU  
 S22 Scooter Asel, EKU  
 S29 Mike Simpson, EIU  
 Lamar Carter, TSU  
 O6 Todd Valentine, TSU  
 Brant Billen, TTU  
 O13 Andre Caballero, TTU  
 O20 Kelverick Green, MTSU  
 Shane Cowan, UTM  
 O27 Todd Valentine, TSU  
 N3 Adam Joyner, UTM  
 N10 Kelverick Green, MTSU  
 N17 Mancel Elam, MUR  
 N24 Lamar Carter, TSU

**1997**

**Offensive**

A31 Anthony Downs, MUR  
 S7 Leon Murray, TSU  
 S14 Donnie Davis, EIU  
 S21 Mike Simpson, EIU  
 S28 Anthony Downs, MUR  
 O5 Jonathan Quinn, MTSU  
 O12 Derick Logan, EKU  
 O19 Justin Lynch, EIU  
 O26 Jonathan Quinn, MTSU  
 Mike Simpson, EIU  
 N2 Justin Lynch, EIU  
 N9 Todd Valentine, TSU  
 N16 Anthony Downs, MUR

N23 Simon Funtees, EKU  
 Rondel Menendez, EKU

**Defensive**

A31 Angel Rubio, SEMO  
 S7 Branon Vaughn, TTU  
 S14 Lamar Carter, TSU  
 S21 Ronnie Merritt, MUR  
 S28 Josh Symonette, TTU  
 O5 Ed Jackson, EIU  
 O12 Mancel Elam, MUR  
 O19 Chris Guyton, EKU  
 O26 Jason Muchow, EKU  
 N2 Corey Chamblin, TTU  
 N9 Marcus Stepp, MUR  
 N16 Corey Cobb, UTM  
 N23 Darrell Hinton, TSU

**Special Teams**

A31 Justin Terrill, SEMO  
 S7 John Fowle, EIU  
 S14 Tyrone Butterfield, TSU  
 S21 John Fowle, EIU  
 S28 Buck Billings, TSU  
 O5 Darriel Ruffin, UTM  
 O12 Mancel Elam, MUR  
 O19 John Wright, EKU  
 Casey Roberts, TTU  
 O26 Terrance Smith, UTM  
 N2 Bobby Washington, EKU  
 N9 Tyrone Butterfield, TSU  
 N16 Jerome Tillman, TTU  
 N23 Andy Dorsey, TTU

**Newcomer**

A31 Tyrone Butterfield, TSU  
 S7 Dan Loyd, MUR  
 S14 Corey Crume, EKU  
 S21 Darriel Ruffin, UTM  
 S28 Brian Durham, EKU  
 O5 Dan Loyd, MUR  
 O12 Darriel Ruffin, UTM  
 O19 Stanley McGraw, TTU  
 O26 Tyrone Butterfield, UTM  
 N2 Aaron Layne, SEMO  
 N9 Charlie Walker, MTSU  
 N16 Corey Crume, EKU  
 N23 Leon Murray, TSU  
 Tyrone Butterfield, TSU

**1998**

**Offensive**

S6 Torin Kirtsey, MTSU  
 S13 Justin Fuente, MUR  
 S20 Corey Crume, EKU  
 S27 Corey Williams, SEMO  
 O4 Justin Bivins, MUR  
 O11 Torin Kirtsey, MTSU  
 O18 Leon Murray, TSU  
 O25 DeJuan Marshall, TSU  
 N1 Wes Counts, MTSU  
 N8 Justin Fuente, MUR  
 Kelverick Green, MTSU  
 N15 Leon Murray, TSU  
 N22 Rondel Menendez, EKU

**Defensive**

S6 Jerry Turner, TTU  
 S13 Lamar Carter, TSU  
 S20 Antwan Perry, EIU  
 S27 Charles Tinsley, EKU  
 O4 Keith Pauldo, MTSU  
 O11 Labrent Sterling, TSU  
 O18 Kenneth Knotts, MUR  
 O25 Branon Vaughn, TTU  
 N1 Scott Brown, MTSU  
 N8 Darrell Hinton, TSU  
 N15 Chad Evitts, TTU  
 N22 Joshua Symonette, TTU

**Special Teams**

S6 Corey Chester, SEMO  
 S13 Greg Miller, MUR  
 S20 Stephen Brown, EKU  
 S27 Andy Dorsey, TTU  
 O4 Chris Watson, EIU  
 O11 Jarrick Hillery, TSU

O18 Ashley Johnson, TSU  
 O25 David Collett, TTU  
 N1 Greg Miller, MUR  
 N8 Greg Miller, MUR  
 N15 Andy Dorsey, TTU  
 N22 Jarrick Hillery, TSU

**Newcomer**

S6 Justin Fuente, MUR  
 Jon Denton, EKU  
 S13 Anthony Boggs, EKU  
 S20 Anthony Buich, EIU  
 S27 Wes Counts, MTSU  
 O4 Bobby Brune, SEMO  
 O11 Kendall Newson, MTSU  
 O18 Jon Denton, EKU  
 O25 Anthony Buich, EIU  
 N1 DeJuan Marshall, TSU  
 N8 Tony Wesley, MTSU  
 N15 Justin Fuente, MUR  
 Anthony Buich, EIU  
 N22 Tony Woods, EKU

**1999**

**Offensive**

S6 Leon Murray, TSU  
 S12 Justin Fuente, MUR  
 S19 Leon Murray, TSU  
 S26 Jabarey McDavid, EIU  
 O3 Walter Hill, TTU  
 O10 Justin Fuente, MUR  
 O17 Leon Murray, TSU  
 O24 Jermaine Manning, MUR  
 O31 Rod Smart, WKU  
 Chris Perkins, TSU  
 N7 Justin Fuente, MUR  
 N14 Chris Perkins, TSU  
 N21 Anthony Buich, EIU

**Defensive**

S6 Ed Sanders, TSU  
 S12 Chad Evitts, TTU  
 S19 Scooter Asel, EKU  
 S26 Melvin Wisham, WKU  
 O3 Mel Mitchell, WKU  
 O10 Branon Vaughn, TTU  
 O17 Branon Vaughn, TTU  
 O24 Brian Hinton, SEMO  
 O31 Lamar Carter, TSU  
 N7 Benny Zeigler, TSU  
 N14 Joshua Symonette, TTU  
 N21 Jeremy Atwell, SEMO

**Special Teams**

S6 Brian Bivens, MUR  
 S12 Avion Black, TSU  
 S19 David Collett, TTU  
 S26 Seth Carriere, SEMO  
 O3 Ashley Johnson, TSU  
 O10 Greg Miller, MUR  
 O17 Frank Cutolo, EIU  
 O24 Brian Bivens, MUR  
 O31 Jason Martin, EKU  
 N7 Brian Bivens, MUR  
 N14 Jason Martin, EKU  
 Seth Goodowens, TSU  
 N21 Alan Ogletree, WKU

**Newcomer**

S6 Sherrad Coates, WKU  
 S12 Bobby Sippio, WKU  
 S19 Julius Hull, TSU  
 S26 Tony Romo, EIU  
 O3 Patrick Jenkins, TSU  
 O10 Jeremiah Bell, EKU  
 O17 Brian Bivens, MUR  
 O24 Rashad West, SEMO  
 O31 Shaka Jones, MUR  
 N7 Amariah Robb, TSU  
 Rashad West, SEMO  
 N14 Bobby Sippio, WKU  
 N21 Rashad West, SEMO

**2000**

**Offensive**

S3 Tony Romo, EIU  
 S10 Waylon Chapman, EKU

S17 Bobby Brune, SEMO  
 S24 Tony Romo, EIU  
 O1 Mario Riley, MUR  
 O1 Corey Crume, EIU  
 O8 Garner Byars, MUR  
 O15 Tony Romo, EIU  
 O22 Alex Bannister, EIU  
 O29 Travis Rogers, TTU  
 N5 J.R. Taylor, EIU  
 N12 Garner Byars, MUR  
 N19 Travis Rogers, TTU

**Defensive**  
 S3 Jai Williams, MUR  
 S10 Sherrod Coates, WKU  
 S17 Melvin Wisham, WKU  
 S24 Chad Evitts, TTU  
 O1 Nick Sullivan, EIU  
 O8 Melvin Wisham, WKU  
 O15 Chance Price, TSU  
 O22 Bobby Sippio, WKU  
 O29 Bobby Sippio, WKU  
 N5 Phillip Wasson, MUR  
 N12 Chad Evitts, TTU  
 N19 Mike Carlin, EIU

**Special Teams**  
 S3 Luke Anderson, EIU  
 S10 Frank Cutolo, EIU  
 S17 Jason Witzak, SEMO  
 S24 Andy Dorsey, TTU  
 O1 Alan Ogletree, WKU  
 O8 Alan Ogletree, WKU  
 O15 Andy Dorsey, TTU  
 O22 Bill Besenhofer, EIU  
 O29 Joseph Jefferson, WKU  
 N5 Jahi Henley, TTU  
 N12 Kourtney Young, EIU  
 N19 David Collett, TTU  
 Bobby Sippio, WKU

**Newcomer**  
 S3 Kenton Evans, TSU  
 S10 Curtis Cooper, SEMO  
 S17 Michael Slater, MUR  
 S24 Stewart Childress, MUR  
 O1 Keith Brooks, WKU  
 Stewart Childress, MUR  
 O8 Ricky Farmer, SEMO  
 O15 Jason Johnson, WKU  
 Nick Ricks, EIU  
 O22 Michael Slater, MUR  
 O29 Marcus Patton, SEMO  
 N5 Andre Raymond, EIU  
 C.J. Johnson, TSU  
 N12 Stewart Childress, MUR  
 N19 Kenton Evans, TSU

**2001**  
**Offensive**  
 S2 Shannon Harris, TSU  
 S9 Tony Romo, EIU  
 S16 None Selected  
 S25 Curtis Cooper, SEMO  
 S30 Tony Romo, EIU  
 O7 Curtis Cooper, SEMO  
 O14 J.R. Taylor, EIU  
 O21 J.R. Taylor, EIU  
 O28 Grant Swallows, TTU  
 N4 Grant Swallows, TTU  
 N11 Grant Swallows, TTU  
 N18 Tony Romo, EIU

**Defensive**  
 S2 Corey Mathis, SEMO  
 S9 Antione Livingston, EIU  
 S16 None Selected  
 S25 Jeremiah Bell, EIU  
 S30 Marcus Reese, TSU  
 O7 Jameel Brown, TTU  
 O14 Jeremiah Bell, EIU  
 O21 Jeremiah Bell, EIU  
 O28 D.J. Bleisath, TTU  
 N4 Chris Minter, EIU  
 N11 D.J. Bleisath, TTU  
 N18 D.J. Bleisath, TTU

**Special Teams**  
 S2 David Collett, TTU  
 S9 Shane Andrus, EIU  
 Kyle East, SEMO  
 S16 None Selected  
 S25 Marquis Stephens, TSU  
 S30 Bill Bessenhoffer, EIU  
 O7 None Selected  
 O14 Shane Andrus, EIU  
 O21 None Selected  
 O28 Andre Raymond, EIU  
 N4 Frank Cutolo, EIU  
 N11 David Collett, TTU  
 N18 Adam Smith, EIU

**Newcomer**  
 S2 C.J. Hudson, EIU  
 S9 Jeromy McDowell, SEMO  
 S16 None Selected  
 S25 C.J. Hudson, EIU  
 S30 C.J. Hudson, EIU  
 O7 C.J. Hudson, EIU  
 O14 Charles Anthony, TSU  
 O21 C.J. Hudson, EIU  
 O28 Willie Ponder, SEMO  
 N4 C.J. Hudson, EIU  
 N11 Billy Blanchard, MUR  
 N18 Steve Farmer, TSU

**2002**  
**Offensive**  
 A31 Andre Raymond, EIU  
 S7 Willie Ponder, SEMO  
 S14 Billy Blanchard, MUR  
 S21 Will Bumphus, EIU  
 S28 Keiki Misipeka, SEMO  
 O5 Tony Romo, EIU  
 O12 Tony Romo, EIU  
 O19 Tony Romo, EIU  
 O26 Billy Blanchard, MUR  
 N2 Charles Anthony, TSU  
 N9 Willie Ponder, SEMO  
 J.R. Taylor, EIU  
 N16 J.R. Taylor, EIU  
 N23 Jason Ballard, TTU

**Defensive**  
 A31 Marcus Adams, EIU  
 S7 Ahmed Safeullah, TSU  
 S14 Daniel Wentzel, TTU  
 S21 Marcus Adams, EIU  
 S28 Ricky Farmer, SEMO  
 O5 Justen Rivers, EIU  
 O12 Nick Ricks, EIU  
 O19 Ricky Farmer, SEMO  
 O26 Chad Dewberry, EIU  
 N2 Dmitri Patterson, SEMO  
 N9 Perez Boyd, UTM  
 N16 Bobby Sanders, MUR  
 N23 Tyrone Parks, MUR

**Special Teams**  
 A31 Andrew Winters, SEMO  
 S7 Brent Harris, UTM  
 S14 Nick Hodges, TTU  
 S21 Andre Raymond, EIU  
 S28 Nick Hodges, TTU  
 O5 Chris NesSmith, SEMO  
 O12 Carlos Wright, TSU  
 O19 None Selected  
 O26 Brian Bivens, MUR  
 N2 Shane Andrus, MUR  
 N9 None Selected  
 N16 None Selected  
 N23 Shane Andrus, MUR

**Newcomer**  
 A31 Matt Miller, EIU  
 S7 Jack Tomco, SEMO  
 S14 Keiki Misipeka, SEMO  
 S21 Trey Bonner, TTU  
 S28 Keiki Misipeka, SEMO  
 O5 Jack Tomco, SEMO  
 O12 Jack Tomco, SEMO  
 O19 Matt Miller, EIU  
 O26 Sugar Sanders, TSU  
 N2 Deandre Green, MUR

N9 Nick Eller, EIU  
 N16 Jack Tomco, SEMO  
 N23 Nick Eller, EIU

**2003**  
**Offensive**  
 A30 Charles Anthony, TSU  
 S6 Matt Guice, EIU  
 S13 Andre Ralston, EIU  
 S20 Charles Anthony, TSU  
 S27 Ray Nelson, SAM  
 O4 Brady Wahlberg, UTM  
 O11 Kory Chapman, JSU  
 O18 Efrem Hill, SAM  
 O25 C.J. Johnson, JSU  
 N1 Ray Nelson, SAM  
 N8 Maurice Mullins, JSU  
 N15 Andre Ralston, EIU  
 N22 Charles Anthony, TSU

**Defensive**  
 A30 Michael Hanley, MUR  
 S6 Mike Dunn, EIU  
 S13 Brandon Shelby, TTU  
 S20 Fred Miller, EIU  
 S27 Yusuf Sharif, TTU  
 O4 Ricky Farmer, SEMO  
 O11 Jerome Jones, EIU  
 O18 Ben Brown, EIU  
 O25 George Summers, JSU  
 N1 Justen Rivers, EIU  
 N8 Dimitri Patterson, SEMO  
 N15 O.J. Turner, SEMO  
 N22 Justen Rivers, EIU

**Special Teams**  
 A30 Richie Rhodes, JSU  
 S6 Cortland Finnegan, SAM  
 S13 Gerald Morrow, TSU  
 Jarrett Morrow, TSU  
 S20 Ty Neil, SAM  
 S27 Richie Rhodes, JSU  
 O4 Derek Kutz, SEMO  
 O11 Chris Hicks, SAM  
 O18 Charles Owens, EIU  
 O25 Chris Hicks, SAM  
 N1 Jesse Ohliger, MUR  
 N8 Adam Smith, EIU  
 N15 Richie Rhodes, JSU  
 N22 Richie Rhodes, JSU

**Newcomer**  
 A30 Michael Hanley, MUR  
 S6 Matt Guice, EIU  
 S13 Matt Guice, EIU  
 S20 David Taufou, SEMO  
 S27 Derek White, TTU  
 O4 Derek White, TTU  
 O11 James Dumervil, TSU  
 O18 David Simonhoff, SEMO  
 O25 Vincent Webb, EIU  
 N1 Andrew Goodenough, SEMO  
 N8 Matt Guice, EIU  
 N15 Matt Guice, EIU  
 N22 Adam Ellis, EIU

**2004**  
**Offensive**  
 S4 Charles Anthony, TSU  
 S11 Charles Anthony, TSU  
 S18 Oscar Bonds, JSU  
 S25 Oscar Bonds, JSU  
 O2 C.J. Hudson, EIU  
 O9 Trey Bonner, TTU  
 O16 Riley Walker, TSU  
 O23 Ray Nelson, SAM  
 O30 Don Chapman, UTM  
 N6 Oscar Bonds, JSU  
 N13 Charles Anthony, TSU  
 N20 Craig Agee, JSU

**Defensive**  
 S4 Cortland Finnegan, SAM  
 S11 Justin Williams, TSU  
 S18 Paul Thomas, TSU  
 S25 LaMarcus Rowell, JSU

O2 Jamar Landrom, TSU  
 O9 Perry Kyles, TTU  
 O16 Pierre Wright, EIU  
 O23 Brett Vavra, TTU  
 O30 Kellin White, SEMO  
 N6 Brett Vavra, TTU  
 N13 Marcus Lorick, EIU  
 N20 Pierre Wright, EIU

**Special Teams**  
 S4 David Simonhoff, SEMO  
 S11 Brandon Robinson, EIU  
 S18 Gavin Hallford, JSU  
 S25 Derek Kutz, SEMO  
 O2 Rayvon Sims, UTM  
 O9 Antoine Bullock, JSU  
 O16 Phil Kuhl, EIU  
 O23 Josh Foster, TTU  
 O30 David Simonhoff, SEMO  
 N6 Craig Agee, JSU  
 N13 Kyle Turner, EIU  
 N20 Phil Kuhl, EIU

**Newcomer**  
 S4 Don Chapman, UTM  
 S11 Josh Greco, EIU  
 S18 Don Chapman, UTM  
 S25 Matt Schabert, EIU  
 O2 Matt Schabert, EIU  
 O9 Derrick Parrott, MUR  
 O16 LaMarcus Rowell, JSU  
 O23 Josh Greco, EIU  
 O30 Don Chapman, UTM  
 N6 Matt Schabert, EIU  
 N13 Nick Turner, MUR  
 N20 Matt Schabert, EIU

**2005**  
**Offensive**  
 S4 Brady Wahlberg, UTM  
 S11 Josh Greco, EIU  
 S18 Brady Wahlberg, UTM  
 S25 Josh Greco, EIU  
 O2 Stephen Britton, TTU  
 O9 Chad Cook, MUR  
 O16 Javarris Williams, TSU  
 O23 Tim Holloman, SEMO  
 O30 Clay Green, JSU  
 N6 Anthony Ash, TTU  
 N13 Mark Dunn, EIU  
 N20 Don Chapman, UTM

**Defensive**  
 S4 Tristan Burge, EIU  
 S11 Jamar Landrom, TSU  
 S18 Michael Sturgis, MUR  
 S25 Jason Coleman, UTM  
 O2 Derrick Huff, EIU  
 O9 David Gilmore, UTM  
 O16 Lucius Seymour, EIU  
 O23 Tristan Burge, EIU  
 O30 Clint Sellers, EIU  
 N6 Seth Harrell, SEMO  
 N13 Gavin Slaughter, JSU  
 N20 Clint Sellers, EIU

**Special Teams**  
 S4 Zach Walden, JSU  
 S11 Josh Foster, TTU  
 S18 Nick Turner, MUR  
 S25 Taurean Rhetta, JSU  
 O2 David Simonhoff, SEMO  
 O9 Taylor Brown, UTM  
 O16 Cortland Finnegan, SAM  
 O23 Darren Williams, JSU  
 O30 Jon Mahan, TTU  
 N6 David Simonhoff, SEMO  
 N13 David Simonhoff, SEMO  
 N20 Tom Schofield, EIU

**Newcomer**  
 S4 Clint Sellers, EIU  
 S11 K.J. Austin-Bruce, TSU  
 S18 Darren Williams, JSU  
 S25 Adam Kesler, EIU  
 O2 Jonathan Eiland, MUR

O9 Dante Harrold, UTM  
 O16 Courtney Richardson, TSU  
 O23 Tim Holloman, SEMO  
 O30 Tim Holloman, SEMO  
 N6 Cameron Kirnes, TTU  
 N13 Stevie Chaney, MUR  
 N20 Clint Sellers, EIU

**2006  
 Offensive**

S3 Javarris Williams, TSU  
 S10 Vincent Webb, EIU  
 S17 Chad Cook, MUR  
 S24 Vincent Webb, EIU  
 O1 Clay Green, JSU  
 O8 Josh Greco, EKU  
 O15 Javarris Williams, TSU  
 O22 Norris Smith, EIU  
 O29 Javarris Williams, TSU  
 N5 Don Chapman, UTM  
 N12 Don Chapman, UTM  
 N19 Lee Sweeney, TTU

**Defensive**

S3 LeMarcus Rowell, JSU  
 S10 Brandon Rosser, EKU  
 S17 Derrick Parrott, MUR  
 S24 Aaron Williams, TTU  
 O1 LeMarcus Rowell, JSU  
 O8 Lucius Seymour, EIU  
 O15 Lucius Seymour, EIU  
 O22 Markeseo Jackson, UTM  
 O29 Kevin Rondo, UTM  
 N5 Donald Thomas, EIU  
 N12 Brandon Gathof, EKU  
 N19 Kenny Brown, JSU

**Special Teams**

S3 Shannon Fleming, SAM  
 S10 Chris Hicks, SAM  
 S17 David Simonhoff, SEMO  
 S24 John Mahan, TTU  
 O1 Zach Walden, JSU  
 O8 Zach Walden, JSU  
 O15 Chris Hicks, SAM  
 O22 David Simonhoff, SEMO  
 O29 Zach Walden, JSU  
 N5 Jessie Burton, UTM  
 N12 Matt Schoborg, EKU  
 N19 Clay Green, JSU

**Special Teams**

S3 Micah Rucker, EIU  
 S10 Micah Rucker, EIU  
 S17 Marcus Dawson, UTM  
 S24 E.J. Daniel, UTM  
 O1 Lee Sweeney, TTU  
 O8 Cole Stinson, EIU  
 O15 Lee Sweeney, TTU  
 O22 Antonio Heffner, TSU  
 O29 Aaron Williams, TSU  
 N5 Cole Stinson, EIU  
 N12 Bobby Washington, EKU  
 N19 Lee Sweeney, TTU

**2007**

**Offensive**

S2 Cole Stinson, EIU  
 S9 Derek White, TTU  
 S16 Derek White, TTU  
 S23 Bobby Washington, EKU  
 S30 Antonio Heffner, TSU  
 O7 Allan Holland, EKU  
 O14 Cedric Johnson, JSU  
 O21 Chris Fletcher, APSU  
 O28 Jefferson Adcock, SAM  
 N4 Jeff Ehrhardt, MUR  
 N11 Don Chapman, UTM  
 N18 Ademola Adeniji, EIU

**Defensive**

S2 Dontrell Miller, UTM  
 S9 Drew Robinson, JSU  
 S16 Daniel Becker, APSU  
 Shaun Richardson, TSU  
 S23 Maurice Smith, TTU

S30 Carnell Clark, JSU  
 O7 Donald Thomas, EIU  
 O14 Corey Reed, TTU  
 O21 Derrick Huff, EKU  
 O28 Derrick Huff, EKU  
 N4 D. Rodgers-Cromartie, TSU  
 N11 Michael Torres, EIU  
 Brandon Gathof, EKU  
 Craig Worthen, UTM

**Special Teams**

S2 Terrence Holt, APSU  
 Gavin Hallford, JSU  
 S9 Gavin Hallford, JSU  
 S16 Eric Benson, TSU  
 S23 Mark Prevost, SAM  
 S30 Maurice Dupree, JSU  
 Gavin Hallford, JSU  
 O7 Taylor Long, EKU  
 O14 Zach Walden, JSU  
 O21 Sean O'Brien, MUR  
 O28 Larry Shipp, TTU  
 N4 Maurice Dupree, JSU  
 N11 Quinten Ponius, EIU  
 N18 Terrence Holt, APSU  
 Taurean Rhetta, JSU

**Newcomer**

S2 Victor Anderson, SEMO  
 S9 Kevin Cook, EIU  
 Justin Kraemer, TTU  
 S16 Chris Evans, SAM  
 S23 Alex Barnett, SAM  
 Henry Sailes, TTU  
 S30 Rashad Haynes, EIU  
 O7 Cedric Johnson, JSU  
 O14 Cedric Johnson, JSU  
 O21 Chris Evans, SAM  
 O28 Jeff Ehrhardt, MUR  
 Cade Thomopson, UTM  
 N4 Jeff Ehrhardt, MUR  
 N11 Cade Thompson, UTM  
 N18 Justin Kraemer, TTU

**2008**

**Offensive**

A31 Houston Lillard, SEMO  
 S7 Antonio Heffner, TSU  
 S14 Henry Sailes, TTU  
 S21 Antonio Heffner, TSU  
 S28 Ryan Perrilloux, JSU  
 O5 Derrick Townsel, MUR  
 Javarris Williams, TSU  
 O12 Brandyn Young, UT Martin  
 O19 Ryan Perrilloux, JSU  
 O26 Trent Caffee, APSU  
 N2 Allan Holland, EKU  
 N9 Antonio Heffner, TSU  
 N16 C.J. Walker, EKU  
 N23 Travorus Bess, EIU  
 Jeff Ehrhardt, MUR

**Defensive**

A31 Eddie Calvin, SEMO  
 S7 Seymour Loftman, EIU  
 S14 Nathan Williams, MUR  
 S21 A.J. Davis, JSU  
 S28 Dontrell Miller, UTM  
 O5 Eugene Clifford, TSU  
 O12 Nathan Williams, MUR  
 O19 Alexander Henderson, JSU  
 O26 Nick Stauffer, SEMO  
 N2 Nathan Williams, MUR  
 N9 Austen Lane, MUR  
 N16 Andrew Ridgeway, JSU  
 N23 Brandon Gathof, EKU

**Special Teams**

A31 Terrence Holt, APSU  
 S7 Jamaal Akbar, UTM  
 S14 Justin Kraemer, TTU  
 S21 Tyler Wilke, EIU  
 S28 Taylor Long, EKU  
 O5 Maurice Dupree, JSU  
 O12 Quentin Ponius, EIU  
 O19 Gavin Hallford, JSU  
 Eric Benson, TSU

O26 Doug Spada, SEMO  
 N2 Terrence Holt, APSU  
 N9 Derrick Townsel, MUR  
 N16 Gavin Hallford, JSU  
 N23 Ricky Thomas, APSU

**Newcomer**

A31 JaJuan Spillman, TSU  
 S7 Ryan Perrilloux, JSU  
 S14 Henry Harris, SEMO  
 Daryl Bourne, UTM  
 S21 Mike Hicks, UTM  
 S28 Henry Harris, SEMO  
 Ryan Perrilloux, JSU  
 O5 Eric Benson, TSU  
 O12 Shannon Davis, EKU  
 O19 Desmin Ward, EIU  
 Ryan Perrilloux, JSU  
 O26 Ryan White, APSU  
 N2 Ryan Perrilloux, JSU  
 N9 Mike Hicks, UTM  
 N16 Ryan White, APSU  
 N23 Matt Scheible, SEMO

**2009**

**Offensive**

S6 Jake Christensen, EIU  
 S13 Ryan Perrilloux, JSU  
 S20 Ryan Perrilloux, JSU  
 S27 Ryan Perrilloux, JSU  
 O4 Ryan Perrilloux, JSU  
 O11 Ryan White, APSU  
 O18 Garnett Phelps, EKU  
 O25 Terrence Holt, APSU  
 N1 Ryan Perrilloux, JSU  
 Tim Benford, TTU  
 N8 Brandyn Young, UTM  
 N15 Jake Christensen, EIU  
 Ryan Perrilloux, JSU  
 Ryan Perrilloux, JSU

**Defensive**

S6 Jeremy Caldwell, EKU  
 S13 Jawaan Booker, JSU  
 S20 Andre Evans, EKU  
 S27 Bryan Blanfort, SEMO  
 O4 Jeremy Caldwell, EKU  
 T.J. Heath, JSU  
 O11 Dustin Dillehay, TTU  
 O18 Patrick McClellan, EKU  
 O25 Antonio Faulkner, APSU  
 N1 Caleb Mitchell, TTU  
 N8 Alexander Henderson, JSU  
 Austin Lane, MUR  
 N15 CJ James, EIU  
 Alexander Henderson, JSU  
 Alexander Henderson, JSU

**Special Teams**

S6 Marcus Harris, MUR  
 S13 Austin Signor, EIU  
 S20 Alan Bonner, JSU  
 S27 Patrick Tatum, JSU  
 O4 Patrick Tatum, JSU  
 O11 Kevin Cook, EIU  
 O18 Kienan Cullen, MUR  
 O25 Lorence Ricks, EIU  
 N1 Austin Signor, EIU  
 Kevin Cook, EIU  
 N8 Terrence Holt, APSU  
 N15 Terrence Holt, APSU  
 N22 Terrence Holt, APSU

**Newcomer**

S6 Jason McNair, UTM  
 S13 Mon Williams, EIU  
 S20 Jake Christensen, EIU  
 S27 Jake Christensen, EIU  
 Jamal Young, UTM  
 O4 T.J. Pryor, EKU  
 O11 Jeremy Ross, APSU  
 O18 T.J. Pryor, EKU  
 O25 Jason McNair, UTM  
 N1 Caleb Mitchell, TTU  
 N8 Casey Brockman, MUR  
 N15 Greg Smith, JSU  
 N22 T.J. Pryor, EKU

**2010**

**Offensive**

S5 Marques Ivory, JSU  
 Coty Blanchard, JSU  
 S12 Matt Scheible, SEMO  
 S19 Henry Harris, SEMO  
 S26 Jamal Young, JSU  
 Henry Harris, SEMO  
 Preston Brown, TSU  
 O3 Henry Harris, SEMO  
 O10 Casey Brockman, MUR  
 O17 Henry Harris, SEMO  
 O24 Matt Scheible, SEMO  
 O31 T.J. Pryor, EKU  
 N7 Chris Wright, EIU  
 Orlandus Harris, EKU  
 N14 Casey Brockman, MUR  
 N21 Casey Brockman, MUR  
 Cass Barnes, TTU

**Defensive**

S5 Rodney Garrott, JSU  
 S12 Jeremy Ross, Austin Peay  
 Aaron Grimes, SEMO  
 S19 Darrin Nalls, UTM  
 S26 Rico Council, TSU  
 O3 Darrick Borum, SEMO  
 O10 Rico Council, TSU  
 O17 Caleb Mitchell, TTU  
 Marcus Edwards, TTU  
 O24 Brannon Byrd, JSU  
 O31 Joshua Jackson, SEMO  
 N7 Tyson Patrick, EKU  
 N14 Jason Horton, JSU  
 N21 Richmond Tooley, TTU

**Specialist**

S5 Rayshawn Weatherspoon, TSU  
 S12 Drew Geldbach, SEMO  
 S19 Stephen Stansell, APSU  
 S26 Dontrell Johnson, MUR  
 O3 Kevin Cook, EIU  
 O10 Matthew Barker, TTU  
 O17 Rashad Haynes, EIU  
 Jordan Berry, EKU  
 O24 Drew Geldbach, SEMO  
 Nick Campbell, TTU  
 O31 Joe Hook, UTM  
 N7 Jeremy Caldwell, EKU  
 N14 James Esco, JSU  
 N21 Jeremy Caldwell, EKU

**Newcomer**

S5 Coty Blanchard, JSU  
 S12 Coty Blanchard, JSU  
 S19 CJ Estelle, UTM  
 S26 Mike Harris, MUR  
 O3 Coty Blanchard, JSU  
 Arthur Brackett, MUR  
 O10 Mike Harris, MUR  
 O17 Jockes Crawford, TTU  
 O24 Jimmy Garoppolo, EIU  
 O31 Jimmy Garoppolo, EIU  
 N7 Mike Harris, MUR  
 N14 Darius Barksdale, JSU  
 Duane Brady, MUR  
 N21 Jockes Crawford, TTU



## OVC POSTSEASON HISTORY

**1948**

**Murray State 21**, Sul Ross State 21 (Tangerine Bowl)

**1952**

**Western Kentucky 34**, Arkansas State 19 (Refrigerator Bowl)  
East Texas State 33, **Tennessee Tech 0** (Tangerine Bowl)

**1954**

Omaha 7, **Eastern Kentucky 6** (Tangerine Bowl)  
Sam Houston State 27, **Middle Tennessee 13** (Refrigerator Bowl)

**1959**

The Citadel 27, **Tennessee Tech 0** (Tangerine Bowl)

**1960**

**Middle Tennessee 21**, Presbyterian 12 (Tangerine Bowl)

**1961**

Lamar 21, **Middle Tennessee 14** (Tangerine Bowl)

**1963**

**Western Kentucky 27**, Coast Guard 0 (Tangerine Bowl)

**1964**

**Middle Tennessee 20**, Muskingham 0 (Grantland Rice Bowl)

**1967**

**Eastern Kentucky 27**, Ball State 13 (Grantland Rice Bowl)

**1969**

**East Tennessee St. 34**, Louisiana Tech 13 (Grantland Rice Bowl)

**1972**

Louisiana Tech 34, **Tennessee Tech 0** (Grantland Rice Bowl)

**1973**

**Western Kentucky 25**, Lehigh 16 (NCAA Division II 1st Round)  
**Western Kentucky 28**, Grambling 20 (Grantland Rice Bowl)  
Louisiana Tech 34, **Western Kentucky 0** (NCAA Division II Champ.)

**1975**

**Western Kentucky 14**, Northern Iowa 12 (NCAA Division II 1st Round)  
**Western Kentucky 14**, New Hampshire 3 (Grantland Rice Bowl)  
Northern Michigan 16, **Western Kentucky 14** (NCAA Division II Champ.)

**1976**

North Dakota St. 10, **Eastern Kentucky 7** (NCAA Division II 1st Round)

## FCS/I-AA PLAYOFFS HISTORY

The I-AA (re-named the Football Championship Subdivision at the end of the 2006 season) Playoffs began in 1978. FCS schools are the only Division I institutions who compete in a playoff format for a national championship (Football Bowl Subdivision - formerly I-A - compete for the Bowl Championship Series Championship).

Eastern Kentucky, which won the I-AA national championship in 1979 and 1982, has been to the playoffs 19 times in the 33-year history of the event. That is the second-most appearances all-time (trailing only Montana). EKU, along with fellow OVC members Eastern Illinois, Jacksonville State, Southeast Missouri and UT

Martin have also been in the field during the past six years. The 2011 playoffs begin on Saturday, Nov. 26 and continue with the second round of games on Saturday, Dec. 3. The quarterfinals will be held on Saturday, Dec. 10 with the semifinals will be held Friday, Dec. 16 and Saturday, Dec. 17. For the second time the Championship Game will be held Pizza Hut Park in Frisco, Texas (with the Southland Conference serving as the host). This year's game is set for either Jan. 6 or Jan. 7.



**1979 - NCAA I-AA PLAYOFFS**

at **Eastern Kentucky 33**, Nevada-Reno 30 2OT (Semifinals)  
Lehigh 28, at **Murray State 9** (Semifinals)  
**Eastern Kentucky 30**, Lehigh 7 (Championship - Orlando, Fla.)

**1980 - NCAA I-AA PLAYOFFS**

at **Eastern Kentucky 23**, Lehigh 20 (Semifinals)  
Boise State 31, **Eastern Kentucky 29** (Championship - Sacramento, Calif.)

**1981 - NCAA I-AA PLAYOFFS**

at **Eastern Kentucky 35**, Delaware 28 (Quarterfinals)  
**Eastern Kentucky 23**, at Boise State 7 (Semifinals)  
Idaho State 34, **Eastern Kentucky 23** (Championship - Wichita Falls, Texas)

**1982 - NCAA I-AA PLAYOFFS**

at **Eastern Kentucky 38**, Idaho 30 (Quarterfinals)  
at **Eastern Kentucky 13**, Tennessee State 7 (Semifinals)  
**Eastern Kentucky 17**, Delaware 14 (Championship - Wichita Falls, Texas)

**1983 - NCAA I-AA PLAYOFFS**

Boston University 24, at **Eastern Kentucky 20** (1st Round)

**1984 - NCAA I-AA PLAYOFFS**

**Middle Tennessee 27**, at **Eastern Kentucky 10** (1st Round)  
**Middle Tennessee 42**, at Indiana State 41 (3OT) (Quarterfinals)  
Louisiana Tech 21, at **Middle Tennessee 13** (Semifinals)

**1985 - NCAA I-AA PLAYOFFS**

Georgia Southern 28, at **Middle Tennessee 21** (1st Round)  
at Rhode Island 35, **Akron 27** (1st Round)

**1986 - NCAA I-AA PLAYOFFS**

**Eastern Kentucky 23**, at Furman 10 (1st Round)  
at Eastern Illinois 28, **Murray State 21** (1st Round)  
**Eastern Kentucky 24**, at Eastern Illinois 22 (Quarterfinals)  
at Arkansas State 24, **Eastern Kentucky 10** (Semifinals)

**1987 - NCAA I-AA PLAYOFFS**

at **Eastern Kentucky 40**, Western Kentucky 17 (1st Round)  
at Northern Iowa 31, **Youngstown State 28** (1st Round)  
at NE Louisiana 33, **Eastern Kentucky 32** (Quarterfinals)

**1988 - NCAA I-AA PLAYOFFS**

at **Eastern Kentucky 28**, Massachusetts 17 (1st Round)  
at **Eastern Kentucky 41**, Western Kentucky 24 (Quarterfinals)  
at Georgia Southern 21, **Eastern Kentucky 17** (Semifinals)

**1989 - NCAA I-AA PLAYOFFS**

at **Middle Tennessee 24**, Appalachian State 21 (1st Round)  
Youngstown State 28, at **Eastern Kentucky 24** (1st Round)  
at Georgia Southern 45, **Middle Tennessee 3** (Quarterfinals)

**1990 - NCAA I-AA PLAYOFFS**

at **Middle Tennessee 28**, Jackson State 7 (1st Round)  
Furman 45, at **Eastern Kentucky 17** (1st Round)  
at Boise State 20, **Middle Tennessee 13** (Quarterfinals)

**1991 - NCAA I-AA PLAYOFFS**

at **Middle Tennessee 20**, Sam Houston 19 (OT) (1st Round)  
at **Eastern Kentucky 14**, Appalachian St. 3 (1st Round)  
at **Eastern Kentucky 23**, **Middle Tennessee 13** (Quarterfinals)  
at Marshall 14, **Eastern Kentucky 7** (Semifinals)

**1992 - NCAA I-AA PLAYOFFS**

at **Middle Tennessee 35**, Appalachian State 10 (1st Round)  
at Marshall 44, **Eastern Kentucky 0** (1st Round)  
at Marshall 35, **Middle Tennessee 21** (Quarterfinals)

**1993 - NCAA I-AA PLAYOFFS**

at Georgia Southern 14, **Eastern Kentucky 12** (1st Round)

**1994 - NCAA I-AA PLAYOFFS**

at **Eastern Kentucky 30**, Boston University 23 (1st Round)  
at Marshall 49, **Middle Tennessee 14** (1st Round)  
at Youngstown State 18, **Eastern Kentucky 15** (Quarterfinals)

**1995 - NCAA I-AA PLAYOFFS**

Northern Iowa 35, at **Murray State 34** (1st Round)  
at Montana 48, **Eastern Kentucky 0** (1st Round)

**1996 - NCAA I-AA PLAYOFFS**

at **Murray State 34**, Western Illinois 6 (1st Round)  
at Northern Iowa 21, **Eastern Illinois 14** (1st Round)  
at Troy State 31, **Murray State 3** (Quarterfinals)



**1997 - NCAA I-AA PLAYOFFS**

at Western Kentucky 42, **Eastern Kentucky 14** (1st Round)

**1998 - NCAA I-AA PLAYOFFS**

at Appalachian State 45, **Tennessee State 31** (1st Round)

**1999 - NCAA I-AA PLAYOFFS**

North Carolina A&T 24, at **Tennessee State 10** (1st Round)

**2000 - NCAA I-AA PLAYOFFS**

at **Western Kentucky 27**, Florida A&M 0 (1st Round)  
at Montana 45, **Eastern Illinois 13** (1st Round)  
Appalachian State 17, at **Western Kentucky 14** (Quarterfinals)

**2001 - NCAA I-AA PLAYOFFS**

Northern Iowa 49, at **Eastern Illinois 43** (1st Round)

**2002 - NCAA I-AA PLAYOFFS**

at Western Illinois 48, **Eastern Illinois 9** (1st Round)  
at Western Kentucky 59, **Murray State 20** (1st Round)

**2003 - NCAA I-AA PLAYOFFS**

at Western Kentucky 45, **Jacksonville State 7** (1st Round)

**2004 - NCAA I-AA PLAYOFFS**

at Furman 49, **Jacksonville State 7** (1st Round)

**OVC TEAMS IN FCS/I-AA PLAYOFFS**

1979	Eastern Kentucky Murray State	1996	Murray State Eastern Illinois (at-large)
1980	Eastern Kentucky	1997	Eastern Kentucky
1981	Eastern Kentucky	1998	Tennessee State
1982	Eastern Kentucky	1999	Tennessee State
1983	Eastern Kentucky	2000	Western Kentucky Eastern Illinois (at-large)
1984	Eastern Kentucky Middle Tennessee	2001	Eastern Illinois
1985	Akron Middle Tennessee	2002	Murray State Eastern Illinois (at-large)
1986	Eastern Kentucky Murray State	2003	Jacksonville State
1987	Eastern Kentucky Youngstown State	2004	Jacksonville State
1988	Eastern Kentucky	2005	Eastern Illinois
1989	Eastern Kentucky Middle Tennessee	2006	UT Martin Eastern Illinois (at-large)
1990	Eastern Kentucky Middle Tennessee	2007	Eastern Kentucky Eastern Illinois (at-large)
1991	Eastern Kentucky Middle Tennessee	2008	Eastern Kentucky
1992	Eastern Kentucky Middle Tennessee	2009	Eastern Illinois
1993	Eastern Kentucky	2010	Southeast Missouri Jacksonville State (at-large)
1994	Eastern Kentucky Middle Tennessee (at-large)		
1995	Murray State Eastern Kentucky (at-large)		

*\*From 1979-92, all playoff participants were determined on an at-large basis. The automatic-qualifying process began in 1993.*

**OVC TEAM RECORDS IN FCS/I-AA PLAYOFFS**

<b>TEAM</b>	<b>YRS.</b>	<b>RECORD</b>	<b>LAST APP.</b>
Eastern Kentucky	19	16-17	2008
Eastern Illinois	13	3-13	2009
Middle Tennessee	7	6-7	1994
Murray State	5	1-5	2002
Tennessee State	4	0-4	1999
Jacksonville State	3	0-3	2010
Southeast Missouri	1	0-1	2010
UT Martin	1	0-1	2006
Western Kentucky	1	1-1	2000
Akron	1	0-1	1985
Youngstown State	1	0-1	1987

**Current OVC members in bold**

**Note:** Two of Tennessee State's appearances (1981, 1982) and five of Eastern Illinois' appearances (1982, 1983, 1986, 1985, 1995) were made before they were members of the OVC.

**2005 - NCAA I-AA PLAYOFFS**

Southern Illinois 21, at **Eastern Illinois 6** (1st Round)

**2006 - NCAA FCS PLAYOFFS**

Illinois State 24, at **Eastern Illinois 13** (1st Round)  
at Southern Illinois 36, **UT Martin 30** (1st Round)

**2007 - NCAA FCS PLAYOFFS**

at Southern Illinois 30, **Eastern Illinois 11** (1st Round)  
at Richmond 31, **Eastern Kentucky 14** (1st Round)

**2008 - NCAA FCS PLAYOFFS**

at Richmond 38, **Eastern Kentucky 10** (1st Round)

**2009 - NCAA FCS PLAYOFFS**

at Southern Illinois 48, **Eastern Illinois 7** (1st Round)


**2010 - NCAA FCS PLAYOFFS**

Wofford 17, at **Jacksonville State 14** (2nd Round)  
at Eastern Washington 37, **Southeast Missouri 17** (2nd Round)

**ALL-TIME FCS/I-AA CHAMPIONS**

Since the FCS/I-AA football playoffs began in 1978, there have been 20 different champions in the 33-year history of the playoffs. Eastern Kentucky is among six teams (Appalachian State, Georgia Southern, Marshall, Montana and Youngstown State are the others) to have won more than one title. Here is a year-by-year list of FCS/I-AA champions:

1978	Florida A&M	1996	Marshall
<b>1979</b>	<b>EASTERN KENTUCKY</b>	1997	Youngstown State
1980	Boise State	1998	Massachusetts
1981	Idaho State	1999	Georgia Southern
<b>1982</b>	<b>EASTERN KENTUCKY</b>	2000	Georgia Southern
1983	Southern Illinois	2001	Montana
1984	Montana State	2002	Western Kentucky
1985	Georgia Southern	2003	Delaware
1986	Georgia Southern	2004	James Madison
1987	Northeast Louisiana	2005	Appalachian State
1988	Furman	2006	Appalachian State
1989	Georgia Southern	2007	Appalachian State
1990	Georgia Southern	2008	Richmond
1991	Youngstown State	2009	Villanova
1992	Marshall	2010	Eastern Washington
1993	Youngstown State		
1994	Youngstown State		
1995	Montana		



*The 1979 Eastern Kentucky Colonels squad captured the 1979 I-AA Championship with a 30-7 victory over Lehigh. The title game was only the second under the I-AA banner, which began in 1978. The Colonels would win another national championship in 1982, once again under legendary coach Roy Kidd.*

# OVC FCS/I-AA FINAL POLLS

Polls done by NCAA I-AA football committee from 1982-1992, and by The Sports Network from 1993-present. Polls are final regular season from 1982-1993 and post-playoff from 1994-present.

- 1982
1. **EASTERN KENTUCKY**
  2. Louisiana Tech
  3. Delaware
  4. Tennessee State
  5. Eastern Illinois
  6. Furman
  7. South Carolina State
  8. Jackson State
  9. Colgate
  10. Grambling
  11. Idaho
  12. Northern Illinois
  13. Holy Cross
  14. Bowling Green
  15. Boise State
  16. Western Michigan
  17. Tenn.-Chattanooga
  18. Northwestern State
  19. Montana
  20. Lafayette

- 1983
1. Southern Illinois
  2. Furman
  3. Holy Cross
  4. North Texas State
  5. Indiana State
  6. Eastern Illinois
  7. Colgate
  8. **EASTERN KENTUCKY**
  9. Western Carolina
  10. Grambling
  11. Nevada Reno
  12. Idaho State
  13. Boston University
  14. Northeast Louisiana
  15. Jackson State
  16. **MIDDLE TENNESSEE**
  17. Tennessee State
  18. South Carolina State
  19. Mississippi Valley State
  20. New Hampshire

- 1984
1. Alcorn State
  2. Montana State
  3. Rhode Island
  4. Boston University
  5. Indiana State
  6. Mississippi Valley
  7. **MIDDLE TENNESSEE**
  8. **EASTERN KENTUCKY**
  9. Louisiana Tech
  10. Arkansas State
  11. New Hampshire
  12. Richmond
  13. **MURRAY STATE**
  14. Western Carolina
  15. Holy Cross
  16. Furman
  17. Tenn.-Chattanooga
  18. Northern Iowa
  19. Delaware
  20. McNeese State

- 1985
1. **MIDDLE TENNESSEE**
  2. Furman
  3. Nevada-Reno
  4. Northern Iowa
  5. Idaho
  6. Arkansas State
  7. Rhode Island
  8. Grambling
  9. Georgia Southern
  10. Akron
  11. Eastern Washington
  12. Appalachian State
  13. Delaware State
  14. Louisiana Tech
  15. Jackson State
  16. William & Mary
  17. **MURRAY STATE**
  18. Richmond
  19. **EASTERN KENTUCKY**
  20. Alcorn State

- 1986
1. Nevada-Reno
  2. Arkansas State
  3. Eastern Illinois
  4. Georgia Southern
  5. Holy Cross
  6. Appalachian State
  7. Pennsylvania
  8. William & Mary
  9. Jackson State
  10. **EASTERN KENTUCKY**
  11. Sam Houston State
  12. Nicholls State
  13. Delaware
  14. Tennessee State
  15. Furman
  16. Idaho
  17. Southern Illinois
  18. **MURRAY STATE**
  19. Connecticut
  20. North Carolina A&T

- 1987
1. Holy Cross
  2. Appalachian State
  3. Northeast Louisiana
  4. Northern Iowa
  5. Idaho
  6. Georgia Southern
  7. **EASTERN KENTUCKY**
  8. James Madison
  9. Jackson State
  10. Weber State
  11. Western Kentucky
  12. Arkansas State
  13. Maine
  14. Marshall
  15. **YOUNGSTOWN STATE**
  16. North Texas State
  17. Richmond
  18. Howard
  19. Sam Houston State
  20. Delaware State

- 1988
1. Idaho
  2. Georgia Southern
  3. Western Illinois
  4. Furman
  5. Jackson State
  6. Marshall
  7. **EASTERN KENTUCKY**
  8. N.W. Louisiana
  9. Stephen F. Austin
  10. Massachusetts
  11. North Texas State
  12. Boise State
  13. Western Kentucky
  14. The Citadel
  15. Delaware
  16. Montana
  17. **MIDDLE TENNESSEE**
  18. Florida A&M
  19. Holy Cross
  20. Grambling

- 1989
1. Georgia Southern
  2. Furman
  3. Stephen F. Austin
  4. Holy Cross
  5. Idaho
  6. Montana
  7. Appalachian State
  8. Maine
  9. Southwest Missouri
  10. **MIDDLE TENNESSEE**
  11. William & Mary
  12. **EASTERN KENTUCKY**
  13. Grambling State
  14. Youngstown State
  15. Eastern Illinois
  16. Villanova
  17. Jackson State
  18. Connecticut
  19. Nevada-Reno
  20. Northern Iowa

- 1990
1. **MIDDLE TENNESSEE**
  2. Youngstown State
  3. Georgia Southern
  4. Nevada-Reno
  5. **EASTERN KENTUCKY**
  6. Southwest Missouri
  7. William & Mary
  8. Holy Cross
  9. Massachusetts
  10. Boise State
  11. Northern Iowa
  12. Furman
  13. Idaho
  14. NE Louisiana
  15. The Citadel
  16. Jackson State
  17. Dartmouth
  18. Central Florida
  19. New Hampshire
  20. North Carolina A&T

- 1991
1. Nevada-Reno
  2. **EASTERN KENTUCKY**
  3. Holy Cross
  4. Northern Iowa
  5. Alabama State
  6. Delaware
  7. Villanova
  8. Marshall
  9. **MIDDLE TENNESSEE**
  10. Samford
  11. New Hampshire
  12. Sam Houston State
  13. Youngstown State
  14. Western Illinois
  15. Weber State
  16. James Madison
  17. Appalachian State
  18. Northeast Louisiana
  19. McNeese State
  20. The Citadel
  21. Furman

- 1992
1. Northeast Louisiana
  2. The Citadel
  3. Northern Iowa
  4. **MIDDLE TENNESSEE**
  5. Idaho
  6. Marshall
  7. Youngstown State
  8. Delaware
  9. Samford
  10. Villanova
  11. McNeese State
  12. **EASTERN KENTUCKY**
  13. William & Mary
  14. Eastern Washington
  15. Florida A&M
  16. Appalachian State
  17. North Carolina A&T
  18. Alcorn State
  19. Liberty
  20. Western Illinois

- 1993
1. Troy State
  2. Georgia Southern
  3. Montana
  4. Northeast Louisiana
  5. McNeese State
  6. Boston University
  7. Youngstown State
  8. Howard
  9. Marshall
  10. William & Mary
  11. Idaho
  12. Central Florida
  13. Northern Iowa
  14. Stephen F. Austin
  15. Southern University
  16. Pennsylvania
  17. **EASTERN KENTUCKY**
  18. Delaware
  19. Western Kentucky
  20. Eastern Washington

21. North Carolina A&T
22. **TENNESSEE TECH**
23. Alcorn State
24. Towson State
25. Massachusetts

- 1994
1. Youngstown State
  2. Boise State
  3. Marshall
  4. Montana
  5. **EASTERN KENTUCKY**
  6. McNeese State
  7. James Madison
  8. Idaho
  9. Appalachian State
  10. Boston University
  11. Northern Iowa
  12. Troy State
  13. New Hampshire
  14. Pennsylvania
  15. North Texas
  16. **MIDDLE TENNESSEE**
  17. Grambling
  18. Alcorn State
  19. William & Mary
  20. Central Florida
  21. Stephen F. Austin
  22. Hofstra
  23. South Carolina State
  24. Western Illinois
  25. Northern Arizona

- 1995
1. Montana
  2. Marshall
  3. McNeese State
  4. Stephen F. Austin
  5. Appalachian State
  6. Delaware
  7. Troy State
  8. Southern
  9. **MURRAY STATE**
  10. Hofstra
  11. Georgia Southern
  12. **EASTERN KENTUCKY**
  13. Northern Iowa
  14. Eastern Illinois
  15. James Madison
  16. Jackson State
  17. Florida A&M
  18. Idaho
  19. William and Mary
  20. Richmond
  21. Boise State
  22. Northern Arizona
  23. Connecticut
  24. Indiana State
  25. **MIDDLE TENNESSEE**

- 1996
1. Marshall
  2. Montana
  3. Northern Iowa
  4. Troy State
  5. William & Mary
  6. **MURRAY STATE**
  7. East Tennessee
  8. Northern Arizona
  9. Furman
  10. Delaware
  11. Jackson State
  12. Villanova
  13. Western Illinois
  14. Florida A&M
  15. Nicholls State
  16. **EASTERN ILLINOIS**
  17. New Hampshire
  18. Youngstown State
  19. Dartmouth
  20. Howard
  21. Stephen F. Austin
  22. Appalachian State
  23. Southwest Missouri
  24. Dayton
  25. James Madison

- 1997
1. Youngstown State
  2. McNeese State
  3. Delaware
  4. Eastern Washington
  5. Villanova
  6. Western Illinois
  7. Western Kentucky
  8. Georgia Southern
  9. Hampton
  10. Florida A&M
  11. Southern
  12. Montana
  13. Jackson State
  14. Hofstra
  15. **EASTERN KENTUCKY**
  16. Cal Poly
  17. Northwestern State
  18. Stephen F. Austin
  19. South Carolina State
  20. Liberty
  21. **EASTERN ILLINOIS**
  22. Appalachian State
  23. Dayton
  24. Northeastern
  25. Colgate

- 1998
1. Massachusetts
  2. Georgia Southern
  3. Northwestern State
  4. Western Illinois
  5. Florida A&M
  6. Appalachian State
  7. Lehigh
  8. McNeese State
  9. Connecticut
  10. Richmond
  11. Hampton
  12. **TENNESSEE STATE**
  13. Troy State
  14. Southern
  15. Montana
  16. Illinois State
  17. William & Mary
  18. Bethune-Cookman
  19. Western Kentucky
  20. Hofstra
  21. Colgate
  22. South Florida
  23. Delaware
  24. **MURRAY STATE**
  25. Montana State

- 1999
1. Georgia Southern
  2. Youngstown State
  3. Illinois State
  4. Florida A&M
  5. Hofstra
  6. Troy State
  7. Massachusetts
  8. Montana
  9. Appalachian State
  10. North Carolina A&T
  11. **TENNESSEE STATE**
  12. Furman
  13. James Madison
  14. Lehigh
  15. Northern Iowa
  16. Northern Arizona
  17. Southern
  18. Colgate
  19. Jackson State
  20. Portland State
  21. Elon
  22. Stephen F. Austin
  23. South Florida
  24. Villanova
  25. Brown

- 2000
1. Georgia Southern
  2. Montana
  3. Delaware
  4. Appalachian State
  5. **WESTERN KENTUCKY**
  6. Richmond
  7. Hofstra
  8. Lehigh
  9. Troy State
  10. Furman
  11. Youngstown State
  12. Western Illinois
  13. Grambling

14. Florida A&M
15. Portland State
16. McNeese State
17. **EASTERN ILLINOIS**
18. Weber State
19. Northern Iowa
20. Bethune-Cookman
21. North Carolina A&T
22. **TENNESSEE TECH**
23. Wofford
24. Illinois State
25. Southwest Texas State

- 2001
1. Montana
  2. Furman
  3. Georgia Southern
  4. Northern Iowa
  5. Lehigh
  6. Appalachian State
  7. Sam Houston State
  8. Grambling
  9. **EASTERN ILLINOIS**
  10. Maine
  11. Hofstra
  12. Western Kentucky
  13. McNeese State
  14. Northwestern State
  15. Youngstown State
  16. Northern Arizona
  17. William & Mary
  18. **EASTERN KENTUCKY**
  19. Harvard
  20. Villanova
  21. Rhode Island
  22. Florida A&M
  23. **TENNESSEE TECH**
  24. Pennsylvania
  25. **TENNESSEE STATE**

- 2002
1. Western Kentucky
  2. McNeese State
  3. Georgia Southern
  4. Villanova
  5. Western Illinois
  6. Maine
  7. Montana
  8. Grambling
  9. Furman
  10. Appalachian State
  11. Northeastern
  12. Fordham
  13. **EASTERN ILLINOIS**
  14. Wofford
  15. Bethune-Cookman
  16. Northwestern State
  17. Penn
  18. Idaho State
  19. Montana State
  20. **MURRAY STATE**
  21. **EASTERN KENTUCKY**
  22. Gardner-Webb
  23. Nicholls State
  24. **SOUTHEAST MISSOURI**
  25. Colgate

- 2003
1. Delaware
  2. Colgate
  3. Wofford
  4. Florida Atlantic
  5. Northern Iowa
  6. Western Illinois
  7. Western Kentucky
  8. McNeese State
  9. Southern Illinois
  10. Northern Arizona
  11. Massachusetts
  12. Penn
  13. Southern
  14. Montana
  15. Bethune-Cookman
  16. North Carolina A&T
  17. Grambling State
  18. **JACKSONVILLE STATE**
  19. Northern Colorado
  20. Northeastern
  21. Montana State
  22. Idaho State
  23. Lehigh
  24. Georgia Southern
  25. Villanova

- 2004
1. James Madison
  2. Montana
  3. William & Mary
  4. Sam Houston State
  5. Furman
  6. New Hampshire
  7. Delaware
  8. Eastern Washington
  9. Southern Illinois
  10. Georgia Southern
  11. Western Kentucky
  12. Hampton
  13. Harvard
  14. **JACKSONVILLE STATE**
  15. Lehigh
  16. Cal Poly
  17. Northwestern State
  18. Wofford
  19. Lafayette
  20. Alabama State
  21. Penn
  22. South Carolina State
  23. North Dakota State
  24. Coastal Carolina
  25. Northern Iowa

- 2005
1. Appalachian State
  2. Northern Iowa
  3. Furman
  4. Texas State
  5. New Hampshire
  6. Cal Poly
  7. Southern Illinois
  8. Richmond
  9. Georgia Southern
  10. Hampton
  11. Grambling State
  12. Montana
  13. Eastern Washington
  14. Youngstown State
  15. Brown
  16. **EASTERN ILLINOIS**
  17. Nicholls State
  18. Montana State
  19. Massachusetts
  20. South Carolina State
  21. Lafayette
  22. Illinois State
  23. Colgate
  24. Coastal Carolina
  25. James Madison

- 2006
1. Appalachian State
  2. Massachusetts
  3. Montana
  4. Youngstown State
  5. North Dakota State
  6. New Hampshire
  7. Southern Illinois
  8. Illinois State
  9. James Madison
  10. Montana State
  11. Hampton
  12. Furman
  13. **UT MARTIN**
  14. Coastal Carolina
  15. **EASTERN ILLINOIS**
  16. Cal Poly
  17. Northern Iowa
  18. Princeton
  19. Portland State
  20. San Diego
  21. McNeese State
  22. South Dakota State
  23. Wofford
  24. Central Arkansas
  25. Yale

- 2007
1. Appalachian State
  2. Delaware
  3. Southern Illinois
  4. Northern Iowa
  5. Richmond
  6. Wofford
  7. Massachusetts
  8. Eastern Washington
  9. North Dakota State
  10. Montana
  11. McNeese State
  12. James Madison

- 2008
1. Richmond
  2. Montana
  3. James Madison
  4. Northern Iowa
  5. Appalachian State
  6. Villanova
  7. Weber State
  8. New Hampshire
  9. Wofford
  10. Cal Poly
  11. Southern Illinois
  12. Central Arkansas
  13. South Carolina State
  14. Liberty
  15. Harvard
  16. Colgate
  17. Elon
  18. Maine
  19. **EASTERN KENTUCKY**
  20. William & Mary
  21. McNeese State
  22. Texas State
  23. **JACKSONVILLE STATE**
  24. Grambling
  25. Prairie View A&M

- 2009
1. Villanova
  2. Montana
  3. Appalachian State
  4. William & Mary
  5. Richmond
  6. Southern Illinois
  7. New Hampshire
  8. South Carolina State
  9. Elon
  10. Stephen F. Austin
  11. South Dakota State
  12. McNeese State
  13. Eastern Washington
  14. Holy Cross
  15. Prairie View A&M
  16. **JACKSONVILLE STATE**
  17. Weber State
  18. Northern Iowa
  19. **EASTERN ILLINOIS**
  20. Penn
  21. Colgate
  22. Liberty
  23. Florida A&M
  24. Lafayette
  25. Texas State

- 2010
1. Eastern Washington
  2. Delaware
  3. Villanova
  4. Appalachian State
  5. Georgia State
  6. Wofford
  7. New Hampshire
  8. Stephen F. Austin
  9. North Dakota State
  10. William & Mary
  11. Montana State
  12. **JACKSONVILLE STATE**
  13. **SOUTHEAST MISSOURI**
  14. Lehigh
  15. Bethune-Cookman
  16. South Carolina State
  17. Western Illinois
  18. Penn
  19. Northern Iowa
  20. Montana
  21. Liberty
  22. Jacksonville
  23. Grambling State
  24. Cal Poly
  25. Dayton



# ALL-TIME CONFERENCE SERIES GAME-BY-GAME

## APSU-EIU *EIU leads 8-3*

1958	APSU, 21-6 (H)
1959	APSU, 12-8 (A)
1988	EIU, 44-0 (H)
1989	EIU, 36-0 (A)
1992	EIU, 14-9 (A)
1995	EIU, 31-13 (A)
1996	EIU, 42-7 (A)
1997	EIU, 42-14 (H)
2008	APSU, 15-13 (A)
2009	EIU, 30-20 (A)
2010	EIU, 28-10 (H)

## APSU-EKU *EKU leads 39-4*

1959	EKU, 21-7 (H)
1960	EKU, 27-13 (A)
1961	EKU, 21-7 (H)
1962	EKU, 14-7 (A)
1963	EKU, 14-0 (H)
1964	APSU, 26-0 (H)
1965	APSU, 30-25* (A)
1966	EKU, 33-15 (A)
1967	EKU, 37-0 (H)
1968	EKU, 21-20 (A)
1969	EKU, 29-10 (H)
1970	EKU, 38-7 (A)
1971	EKU, 14-9 (H)
1972	EKU, 21-6 (A)
1973	EKU, 24-7 (H)
1974	EKU, 22-7 (A)
1975	EKU, 49-0 (H)
1976	EKU, 27-13 (A)
1977	APSU, 20-17 (A)
1978	EKU, 14-0 (H)
1979	EKU, 35-10 (H)
1980	EKU, 23-10 (A)
1981	EKU, 41-12 (H)
1982	EKU, 27-18 (A)
1983	EKU, 31-14 (H)
1984	EKU, 20-3 (A)
1985	EKU, 20-10 (H)
1986	EKU, 27-17 (A)
1987	EKU, 50-7 (H)
1988	EKU, 56-10 (A)
1989	EKU, 45-20 (H)
1990	EKU, 38-14 (A)
1991	EKU, 21-0 (H)
1992	EKU, 45-14 (A)
1993	EKU, 48-7 (H)
1994	EKU, 27-14 (A)
1995	EKU, 28-0 (H)
1996	EKU, 24-10 (A)
1997	EKU, 56-3 (H)
2007	EKU, 28-14 (A)
2008	EKU, 13-10 (OT)(H)
2009	APSU, 24-20 (H)
2010	EKU, 17-3 (H)

\* - APSU won by forfeit

## APSU-JSU *JSU leads 12-6-3*

1947	JSU, 7-6 (H)
1948	APSU, 14-13 (H)
1949	JSU, 19-7 (H)
1950	Tie, 13-13 (at AP)
1951	Tie, 6-6 (at JSU)
1952	APSU, 20-7 (H)
1953	APSU, 47-16 (A)
1954	Tie, 14-14 (at AP)
1955	JSU, 20-0 (H)
1956	APSU, 7-0 (A)
1957	JSU, 20-0 (H)
1958	JSU, 8-6 (A)
1959	JSU, 15-14 (H)
1960	JSU, 14-8 (A)
1961	JSU, 21-6 (H)
1962	JSU, 23-13 (A)
1979	APSU, 21-13 (A)
2007	JSU, 42-9 (A)
2008	JSU, 35-22 (H)
2009	JSU, 28-10 (H)
2010	JSU, 56-3 (H)

## APSU-MUR *MUR leads 31-13*

1953	MUR, 33-13 (A)
1954	MUR, 44-7 (H)
1955	MUR, 20-13 (A)

1956	MUR, 33-27 (H)
1963	MUR, 14-0 (H)
1964	APSU, 26-10 (H)
1965	APSU, 23-6 (A)
1966	APSU, 49-0 (H)
1967	APSU, 37-20 (A)
1968	APSU, 56-35 (H)
1969	MUR, 53-41 (H)
1970	APSU, 45-7 (H)
1971	MUR, 16-6 (H)
1972	APSU, 33-20 (H)
1973	MUR, 31-19 (H)
1974	MUR, 16-8 (A)
1975	MUR, 14-10 (H)
1976	MUR, 23-13 (A)
1977	APSU, 13-0 (A)
1978	APSU, 23-17 (H)
1979	MUR, 24-10 (H)
1980	APSU, 24-0 (H)
1981	MUR, 34-29 (H)
1982	MUR, 21-7 (A)
1983	APSU, 17-16 (H)
1984	MUR, 20-13 (2OT)(H)
1985	MUR, 14-6 (A)
1986	MUR, 24-14 (A)
1987	MUR, 40-0 (H)
1988	MUR, 19-3 (A)
1989	MUR, 49-43 (H)
1990	MUR, 31-24 (3OT)(A)
1991	APSU, 27-9 (H)
1992	MUR, 27-10 (H)
1993	MUR, 38-14 (H)
1994	MUR, 29-14 (A)
1995	MUR, 45-17 (A)
1996	MUR, 51-7 (H)
1997	MUR, 51-0 (H)
2005	MUR, 42-6 (H)
2007	APSU, 23-17 (A)
2008	MUR, 32-12 (A)
2009	MUR, 27-17 (H)
2010	MUR, 61-35 (A)

## APSU-SEMO *SEMO leads 9-6*

1953	SEMO, 19-6
1965	APSU, 50-7
1966	APSU, 28-27
1991	APSU, 24-21 (H)
1992	APSU, 21-16 (A)
1993	SEMO, 17-7 (H)
1994	SEMO, 31-10 (H)
1995	SEMO, 38-23 (A)
1996	SEMO, 17-13 (H)
1997	SEMO, 31-0 (A)
2006	SEMO, 38-13 (A)
2007	APSU, 34-31 (2OT)(A)
2008	SEMO, 33-30 (A)
2009	APSU, 24-14 (A)
2010	SEMO, 41-24 (A)

## APSU-TSU *TSU leads 8-5*

1988	APSU, 16-12 (H)
1989	TSU, 38-10 (H)
1990	TSU, 33-7 (A)
1991	APSU, 31-17 (H)
1992	TSU, 35-14 (H)
1993	TSU, 21-16 (A)
1994	TSU, 26-22 (H)
1995	APSU, 28-6 (H)
1996	TSU, 38-14 (H)
2007	TSU, 33-32 (OT)(A)
2008	TSU, 37-34 (H)
2009	APSU, 24-21 (H)
2010	APSU, 26-23 (A)

## APSU-TTU *TTU leads 27-17*

1938	TTU, 27-0
1939	TTU, 25-0
1954	TTU, 27-13
1955	TTU, 37-6 (H)
1956	TTU, 17-7 (A)
1963	TTU, 28-13 (H)
1964	APSU, 29-0 (H)
1965	APSU, 23-13 (A)
1966	APSU, 20-15 (H)
1967	TTU, 38-13 (H)
1968	TTU, 10-0 (A)
1969	TTU, 56-20 (H)

1970	APSU, 10-6 (H)
1971	TTU, 37-17 (H)
1972	TTU, 19-7 (A)
1973	TTU, 31-12 (H)
1974	TTU, 28-7 (A)
1975	TTU, 20-0 (H)
1976	TTU, 31-13 (A)
1977	APSU, 24-21 (A)
1978	TTU, 28-14 (A)
1979	TTU, 21-14 (H)
1980	APSU, 18-10 (H)
1981	TTU, 29-24 (H)
1982	APSU, 31-27 (H)
1983	APSU, 21-7 (A)
1984	APSU, 27-7 (H)
1985	APSU, 24-20 (A)
1986	APSU, 23-13 (A)
1987	TTU, 14-9 (A)
1988	APSU, 10-6 (A)
1989	TTU, 17-15 (A)
1990	TTU, 20-14 (OT)(H)
1991	TTU, 32-7 (H)
1992	TTU, 10-0 (A)
1993	TTU, 35-17 (A)
1994	APSU, 34-27 (A)
1995	APSU, 20-7 (A)
1996	TTU, 23-17 (A)
1997	TTU, 36-3 (A)
2007	APSU, 30-27 (A)
2008	APSU, 31-28 (H)
2009	TTU, 31-23 (H)
2010	TTU, 34-21 (A)

## APSU-UTM *UTM leads 32-25-2*

1930	UTM, 32-0 (A)
1931	Tie, 0-0 (at UTM)
1932	Tie, 6-6 (at AP)
1936	UTM, 19-0 (H)
1936	UTM, 33-0 (A)
1937	UTM, 20-12 (H)
1938	APSU, 14-13 (H)
1939	APSU, 7-0 (A)
1940	APSU, 20-0 (H)
1941	APSU, 13-0 (A)
1946	APSU, 33-0 (H)
1946	APSU, 14-6 (A)
1947	APSU, 20-7 (H)
1948	APSU, 39-0 (A)
1959	UTM, 21-10 (A)
1960	UTM, 13-7 (H)
1961	UTM, 14-7 (H)
1962	UTM, 16-0 (H)
1963	APSU, 20-6 (H)
1964	APSU, 35-0 (A)
1965	APSU, 49-0 (H)
1966	APSU, 17-3 (A)
1967	UTM, 47-6 (A)
1968	APSU, 9-7 (A)
1969	UTM, 7-6 (H)
1970	UTM, 22-21 (H)
1971	UTM, 17-3 (A)
1972	APSU, 28-14 (A)
1973	UTM, 26-0 (A)
1974	UTM, 31-26 (H)
1975	UTM, 24-15 (A)
1976	UTM, 24-0 (H)
1977	UTM, 23-10 (A)
1978	APSU, 21-14 (A)
1979	APSU, 24-7 (H)
1980	UTM, 24-0 (H)
1981	APSU, 28-24 (H)
1982	UTM, 17-14 (A)
1983	APSU, 45-6 (A)
1984	APSU, 13-10 (H)
1985	APSU, 13-7 (A)
1986	APSU, 36-0 (H)
1987	UTM, 30-10 (H)
1989	UTM, 21-0 (H)
1990	UTM, 24-10 (A)
1991	UTM, 34-28 (H)
1992	APSU, 32-18 (H)
1993	UTM, 39-33 (2OT)(A)
1994	APSU, 27-21 (A)
1995	UTM, 31-28 (H)
1996	APSU, 55-24 (H)
1997	UTM, 36-26 (A)
2003	UTM, 21-20 (H)
2004	UTM, 31-14 (A)
2006	UTM, 20-10 (A)

2007	APSU, 17-14 (H)
2008	UTM, 31-17 (A)
2009	UTM, 48-38 (H)
2010	UTM, 28-12 (A)

## EIU-EKU *EKU leads 11-7*

1947	EKU, 14-13 (A)
1948	EKU, 25-14 (H)
1986	EKU, 24-22 (A)
1996	EIU, 45-21 (H)
1997	EKU, 49-7 (A)
1998	EKU, 28-24 (H)
1999	EIU, 20-14 (A)
2000	EIU, 49-6 (H)
2001	EIU, 21-17 (A)
2002	EIU, 25-24 (H)
2003	EKU, 41-0 (A)
2004	EKU, 49-6 (H)
2005	EIU, 53-22 (H)
2006	EIU, 28-21 (A)
2007	EKU, 28-21 (A)
2008	EKU, 20-7 (H)
2009	EKU, 36-31 (A)
2010	EKU, 35-7 (H)

## EIU-JSU *Series tied 4-4*

2003	JSU, 36-24 (H)
2004	JSU, 31-21 (A)
2005	EIU, 10-6 (A)
2006	EIU, 28-24 (H)
2007	EIU, 37-23 (A)
2008	JSU, 23-10 (A)
2009	EIU, 28-20 (A)
2010	JSU, 28-23 (A)

## EIU-MUR *EIU leads 14-12*

1946	MUR, 38-13 (H)
1974	MUR, 13-0 (H)
1975	EIU, 14-6 (H)
1977	MUR, 35-7 (H)
1978	EIU, 35-14 (H)
1986	EIU, 28-21 (H)
1990	MUR, 14-10 (H)
1991	MUR, 28-27 (H)
1992	EIU, 48-9 (H)
1993	EIU, 34-7 (A)
1994	MUR, 31-15 (A)
1996	MUR, 35-28 (A)
1997	MUR, 24-17 (H)
1998	MUR, 35-21 (A)
1999	MUR, 37-32 (H)
2000	EIU, 48-7 (H)
2001	EIU, 37-6 (H)
2002	MUR, 37-35 (H)
2003	EIU, 27-17 (A)
2004	EIU, 24-9 (H)
2005	EIU, 35-28 (A)
2006	EIU, 20-10 (H)
2007	EIU, 27-24 (A)
2008	EIU, 34-6 (H)
2009	EIU, 16-10 (A)
2010	MUR, 38-28 (A)

## EIU-SEMO *EIU leads 13-5*

1956	SEMO, 46-13 (H)
1957	SEMO, 41-0 (A)
1995	EIU, 35-18 (H)
1996	EIU, 41-21 (A)
1997	EIU, 32-7 (A)
1998	EIU, 35-33 (H)
1999	SEMO, 45-38 (H)
2000	EIU, 38-9 (H)
2001	EIU, 41-21 (H)
2002	EIU, 44-27 (A)
2003	SEMO, 30-17 (H)
2004	EIU, 35-28 (H)
2005	EIU, 48-24 (A)
2006	EIU, 21-0 (H)
2007	EIU, 31-16 (A)
2008	EIU, 24-21 (H)
2009	EIU, 23-14 (A)
2010	SEMO, 28-13 (A)

## EIU-TSU *EIU leads 8-6*

1982	TSU, 20-19 (H)
------	----------------

1998	TSU, 27-21 (A)
1999	TSU, 43-25 (H)
2000	EIU, 33-19 (H)
2001	EIU, 52-49 (H)
2002	EIU, 54-48 (A)
2003	TSU, 24-14 (H)
2004	EIU, 34-24 (H)
2005	EIU, 27-3 (A)
2006	EIU, 29-3 (H)
2007	EIU, 38-35 (A)
2008	TSU, 45-24 (H)
2009	TSU, 21-10 (A)
2010	EIU, 31-28 (OT)(A)

## EIU-TTU *EIU leads 12-5*

1975	TTU, 37-0 (H)
1976	TTU, 41-14 (A)
1996	EIU, 35-27 (A)
1997	EIU, 10-7 (A)
1998	EIU, 13-6 (A)
1999	TTU, 14-7 (A)
2000	EIU, 27-6 (A)
2001	EIU, 44-33 (H)
2002	EIU, 35-28 (H)
2003	EIU, 37-10 (H)
2004	TTU, 40-37 (OT)(H)
2005	EIU, 31-20 (H)
2006	EIU, 38-14 (A)
2007	EIU, 45-24 (H)
2008	EIU, 38-20 (A)
2009	EIU, 23-15 (H)
2010	TTU, 34-20 (H)

## EIU-UTM *EIU leads 12-4*

1995	EIU, 30-22 (H)
1996	EIU, 38-0 (A)
1997	EIU, 42-6 (H)
1998	EIU, 56-35 (A)
1999	EIU, 42-21 (H)
2000	EIU, 42-7 (A)
2001	EIU, 56-16 (A)
2002	EIU, 55-43 (H)
2003	EIU, 29-12 (H)
2004	UTM, 32-14 (H)
2005	EIU, 26-7 (H)
2006	UTM, 15-9 (H)
2007	EIU, 29-23 (H)
2008	UTM, 29-26 (H)
2009	EIU, 49-13 (H)
2010	UTM, 20-10 (H)

## EKU-JSU *Series tied 4-4*

2003	JSU, 49-14 (H)
2004	JSU, 30-23 (A)
2005	EKU, 31-14 (A)
2006	JSU, 28-0 (A)
2007	EKU, 31-20 (A)
2008	EKU, 38-35 (H)
2009	JSU, 34-26 (H)
2010	EKU, 49-37 (H)

## EKU-MUR *EKU leads 41-25-4*

1929	MUR, 46-0 (H)
1930	MUR, 52-0 (A)
1941	EKU, 6-0 (H)
1942	Tie, 6-6 (at MUR)

2004 EKU, 29-14 (H)  
2005 EKU, 49-0 (A)  
2006 EKU, 20-3 (H)  
2007 EKU, 49-7 (H)  
2008 TSU, 34-20 (H)  
2009 TSU, 20-17 (A)

**EKU-TTU**

**EKU leads 50-17**

1937 EKU, 6-0 (H)  
1942 EKU, 13-0 (A)  
1945 EKU, 14-12 (A)  
EKU, 32-0 (H)  
1946 TTU, 20-7 (A)  
EKU, 13-0 (A)  
1950 EKU, 47-7 (H)  
1951 EKU, 15-14 (A)  
1952 TTU, 28-14 (A)  
1953 TTU, 7-0 (H)  
1954 EKU, 14-7 (H)  
1955 TTU, 13-7 (H)  
1956 EKU, 25-13 (H)  
1957 TTU, 34-14 (H)  
1958 TTU, 20-19 (A)  
1959 TTU, 14-10 (H)  
1960 TTU, 20-0 (A)  
1961 TTU, 14-8 (H)  
1962 EKU, 21-0 (H)  
1963 TTU, 21-19 (H)  
1964 TTU, 27-7 (A)  
1965 EKU, 28-14 (A)  
1966 TTU, 7-3 (A)  
1967 EKU, 24-0 (H)  
1968 EKU, 38-14 (A)  
1969 EKU, 17-7 (H)  
1970 EKU, 20-13 (A)  
1971 EKU, 14-7 (H)  
1972 TTU, 14-0 (H)  
1973 EKU, 30-14 (H)  
1974 EKU, 29-14 (A)  
1975 TTU, 14-3 (A)  
1976 EKU, 28-14 (A)  
1977 EKU, 28-21 (H)  
1978 EKU, 20-16 (A)  
1979 EKU, 35-0 (H)  
1980 EKU, 48-7 (A)  
1981 EKU, 63-10 (H)  
1982 EKU, 34-17 (A)  
1983 EKU, 24-7 (H)  
1984 EKU, 21-14 (A)  
1985 EKU, 35-17 (H)  
1986 EKU, 42-14 (H)  
1987 EKU, 44-8 (A)  
1988 EKU, 14-7 (H)  
1989 EKU, 21-20 (A)  
1990 EKU, 29-20 (H)  
1991 EKU, 19-13 (A)  
1992 EKU, 35-0 (H)  
1993 EKU, 10-7 (H)  
1994 EKU, 23-3 (A)  
1995 EKU, 21-3 (A)  
1996 EKU, 28-7 (H)  
1997 EKU, 26-7 (H)  
1998 TTU, 31-29 (3OT) (H)  
1999 EKU, 23-20 (2OT) (A)  
2000 TTU, 9-3 (A)  
2001 EKU, 34-10 (H)  
2002 EKU, 19-0 (A)  
2003 EKU, 27-14 (H)  
2004 EKU, 19-18 (A)  
2005 EKU 52-3 (H)  
2006 TTU, 27-14 (H)  
2007 EKU, 38-24 (H)  
2008 EKU, 33-12 (A)  
2009 EKU, 17-7 (H)  
2010 EKU, 42-29 (A)

**EKU-UTM**

**EKU leads 20-1**

1973 EKU, 16-14 (H)  
1974 EKU, 24-9 (A)  
1991 EKU, 56-21 (H)  
1992 EKU, 35-9 (A)  
1993 EKU, 30-0 (H)  
1994 EKU, 34-14 (A)  
1995 EKU, 38-15 (H)  
1996 EKU, 45-7 (A)  
1997 EKU, 49-0 (H)  
1998 EKU, 47-29 (A)  
1999 EKU, 54-7 (H)  
2000 EKU, 27-0 (A)  
2001 EKU, 42-10 (A)  
2002 EKU, 58-3 (H)

2003 EKU, 41-32 (H)  
2004 EKU, 41-14 (A)  
2005 EKU, 31-17 (H)  
2006 EKU, 31-28 (A)  
2008 EKU, 33-31 (A)  
2009 EKU, 31-25 (H)  
2010 UTM, 10-7 (H)

**JSU-MUR**

**JSU leads 7-1**

2003 MUR, 23-17 (OT) (H)  
2004 JSU, 35-14 (H)  
2005 JSU, 28-23 (A)  
2006 JSU, 49-17 (H)  
2007 JSU, 40-24 (A)  
2008 JSU, 31-21 (H)  
2009 JSU, 41-7 (A)  
2010 JSU, 40-34 (H)

**JSU-SEMO**

**JSU leads 10-5**

1961 SEMO, 13-12 (H)  
1962 JSU, 6-0 (H)  
1963 SEMO, 10-7 (H)  
1964 SEMO, 24-0 (A)  
1965 JSU, 24-13 (A)  
1969 SEMO, 19-13 (H)  
1971 JSU, 57-0 (H)  
2003 JSU, 22-17 (A)  
2004 JSU, 47-9 (H)  
2005 JSU, 24-10 (A)  
2006 JSU, 38-7 (H)  
2007 SEMO, 32-25 (H)  
2008 JSU, 38-17 (H)  
2009 JSU, 24-3 (A)  
2010 JSU, 29-27 (H)

**JSU-TSU**

**JSU leads 5-1**

2003 JSU, 34-7 (A)  
2004 JSU, 49-35 (H)  
2005 JSU, 33-3 (A)  
2006 TSU, 38-31 (A)  
2008 JSU, 26-21 (H)  
2010 JSU, 24-0 (H)

**JSU-TTU**

**JSU leads 9-5**

1936 TTU, 33-0  
1977 TTU, 27-20 (H)  
1979 JSU, 23-7 (H)  
1980 JSU, 7-3 (A)  
2001 TTU, 35-27 (A)  
2002 JSU, 35-29 (A)  
2003 JSU, 37-20 (H)  
2004 TTU, 16-13 (H)  
2005 JSU, 43-17 (H)  
2006 JSU, 17-10 (OT) (A)  
2007 JSU, 38-10 (H)  
2008 JSU, 41-17 (A)  
2009 JSU, 55-28 (H)  
2010 TTU, 35-24 (H)

**JSU-UTM**

**JSU leads 26-6**

1967 UTM, 38-0 (A)  
1968 JSU, 16-12 (H)  
1969 JSU, 22-20 (H)  
1970 JSU, 16-14 (A)  
1971 JSU, 30-10 (H)  
1972 JSU, 20-6 (A)  
1973 JSU, 50-7 (H)  
1974 JSU, 17-0 (A)  
1975 JSU, 11-3 (H)  
1976 JSU, 24-3 (A)  
1977 JSU, 36-13 (H)  
1978 JSU, 44-15 (A)  
1979 UTM, 15-14 (A)  
1980 JSU, 19-14 (A)  
1981 JSU, 44-7 (H)  
1982 JSU, 41-13 (A)  
1983 JSU, 31-19 (H)  
1984 JSU, 23-16 (A)  
1985 JSU, 19-13 (H)  
1986 JSU, 30-20 (A)  
1987 UTM, 28-17 (A)  
1988 UTM, 31-24 (H)  
1989 JSU, 63-0 (H)  
1990 JSU, 21-7 (A)  
2003 JSU, 34-24 (H)  
2004 JSU, 59-12 (A)  
2005 JSU, 37-17 (H)  
2006 UTM, 24-14 (H)

2007 JSU, 27-24 (H)  
2008 UTM, 31-30 (H)  
2009 JSU, 52-7 (H)  
2010 JSU, 30-20 (A)

**MUR-SEMO**

**MUR leads 36-8-1**

1926 MUR, 3-0 (H)  
1927 MUR, 6-0 (A)  
1928 MUR, 12-0 (H)  
1929 SEMO, 13-0 (H)  
1930 MUR, 7-0 (H)  
1931 MUR, 32-6 (A)  
1948 MUR, 40-0 (A)  
1960 MUR, 21-10 (H)  
1961 MUR, 22-7 (A)  
1962 MUR, 19-15 (A)  
1968 MUR, 27-14 (A)  
1969 MUR, 34-14 (H)  
1976 MUR, 14-3 (H)  
1977 MUR, 13-6 (A)  
1978 SEMO, 24-12 (A)  
1979 Tie, 21-21 (at SEMO)  
1980 MUR, 19-6 (H)  
1981 MUR, 37-23 (A)  
1982 MUR, 16-6 (H)  
1983 MUR, 25-11 (A)  
1984 MUR, 42-3 (H)  
1985 MUR, 33-25 (H)  
1986 MUR, 42-17 (A)  
1987 MUR, 30-12 (H)  
1988 SEMO, 16-13 (H)  
1991 MUR, 14-10 (H)  
1992 SEMO, 27-21 (H)  
1993 MUR, 17-14 (H)  
1994 MUR, 23-16 (A)  
1995 MUR, 34-0 (H)  
1996 MUR, 16-0 (A)  
1997 MUR, 17-3 (H)  
1998 MUR, 26-14 (A)  
1999 MUR, 45-18 (H)  
2000 MUR, 38-28 (A)  
2001 MUR, 45-35 (A)  
2002 MUR, 38-31 (H)  
2003 MUR, 27-24 (A)  
2004 MUR, 28-13 (H)  
2005 SEMO, 52-21 (H)  
2006 SEMO, 24-17 (A)  
2007 MUR, 31-17 (H)  
2008 MUR, 17-10 (H)  
2009 SEMO, 49-13 (H)  
2010 SEMO, 30-17 (A)

**MUR-TSU**

**Series tied 11-11**

1988 MUR, 22-7 (H)  
1989 MUR, 27-24 (H)  
1990 TSU, 23-17 (H)  
1991 TSU, 28-7 (H)  
1992 TSU, 19-10 (A)  
1993 TSU, 26-13 (H)  
1994 TSU, 24-21 (A)  
1995 MUR, 24-19 (A)  
1996 MUR, 50-14 (H)  
1997 MUR, 13-7 (A)  
1998 TSU, 46-44 (A)  
1999 TSU, 42-41 (H)  
2000 MUR, 62-40 (H)  
2001 TSU, 38-25 (H)  
2002 MUR, 51-27 (H)  
2003 TSU, 35-10 (H)  
2004 MUR, 30-13 (A)  
2006 TSU, 25-15 (H)  
2007 TSU, 42-28 (H)  
2008 MUR, 24-17 (H)  
2009 MUR, 9-6 (A)  
2010 MUR, 28-23 (H)

**MUR-TTU**

**TTU leads 41-34-1**

1930 TTU, 26-6 (A)  
1931 TTU, 19-7 (H)  
1932 Tie, 0-0 (at MUR)  
1933 MUR, 9-6 (A)  
1934 MUR, 40-7 (H)  
1935 MUR, 13-0 (A)  
1936 MUR, 47-0 (A)  
1937 MUR, 14-6 (H)  
1941 TTU, 14-6 (\*)  
1942 TTU, 14-6 (\*\*)  
1945 MUR, 13-7 (A)  
1946 MUR, 20-13 (\*\*\*\*)  
1947 MUR, 7-2 (A)

1948 MUR, 34-6 (H)  
1949 MUR, 26-7 (A)  
1950 MUR, 6-0 (H)  
1951 MUR, 20-7 (A)  
1952 TTU, 14-3 (A)  
1953 TTU, 9-0 (H)  
1954 MUR, 19-12 (H)  
1955 TTU, 20-7 (H)  
1956 MUR, 34-7 (H)  
1957 TTU, 26-14 (H)  
1958 TTU, 15-14 (A)  
1959 TTU, 29-16 (H)  
1960 TTU, 14-12 (A)  
1961 TTU, 27-8 (H)  
1962 TTU, 16-12 (A)  
1963 MUR, 28-27 (A)  
1964 MUR, 28-21 (H)  
1965 TTU, 23-14 (H)  
1966 TTU, 51-13 (A)  
1967 TTU, 22-21 (A)  
1968 MUR, 19-0 (A)  
1969 TTU, 28-21 (H)  
1970 TTU, 21-7 (H)  
1971 TTU, 27-3 (A)  
1972 TTU, 10-0 (H)  
1973 MUR, 18-17 (H)  
1974 TTU, 26-0 (H)  
1975 TTU, 14-7 (A)  
1976 TTU, 24-7 (H)  
1977 TTU, 21-19 (A)  
1978 TTU, 24-14 (H)  
1979 MUR, 24-3 (H)  
1980 MUR, 10-3 (A)  
1981 MUR, 15-10 (H)  
1982 TTU, 10-3 (H)  
1983 MUR, 20-6 (H)  
1984 MUR, 37-0 (A)  
1985 MUR, 29-21 (H)  
1986 MUR, 23-16 (H)  
1987 MUR, 24-21 (A)  
1988 TTU, 16-13 (OT) (A)  
1989 TTU, 21-20 (H)  
1990 TTU, 16-3 (A)  
1991 TTU, 45-7 (H)  
1992 TTU, 35-10 (A)  
1993 TTU, 31-16 (H)  
1994 TTU, 38-21 (A)  
1995 MUR, 45-14 (A)  
1996 MUR, 41-3 (H)  
1997 TTU, 16-13 (OT) (H)  
1998 MUR, 23-3 (H)  
1999 MUR, 22-11 (A)  
2000 TTU, 36-21 (A)  
2001 TTU, 15-12 (H)  
2002 MUR, 31-14 (H)  
2003 TTU, 49-24 (H)  
2004 MUR, 34-15 (H)  
2005 TTU, 42-21 (H)  
2006 TTU, 20-14 (OT) (A)  
2007 TTU, 48-24 (H)  
2008 MUR, 51-21 (H)  
2009 TTU, 45-14 (H)  
2010 MUR, 44-13 (H)

**SEMO-TSU**

**SEMO leads 10-9**

1991 SEMO, 37-34 (H)  
1992 TSU, 37-27 (H)  
1993 SEMO, 14-13 (H)  
1994 SEMO, 17-12 (A)  
1995 SEMO, 41-24 (H)  
1996 SEMO, 24-21 (A)  
1997 TSU, 32-27 (A)  
1998 TSU, 38-7 (A)  
1999 TSU, 35-28 (A)  
2000 TSU, 51-33 (H)  
2001 TSU, 20-14 (H)  
2002 SEMO, 49-24 (H)  
2003 SEMO, 52-35 (H)  
2004 TSU, 38-36 (H)  
2005 SEMO, 32-24 (H)  
2006 TSU, 31-0 (H)  
2008 SEMO, 27-20 (OT) (H)  
2009 TSU, 23-17 (H)  
2010 SEMO, 19-17 (H)

**SEMO-TTU**

**TTU leads 11-8**

1991 SEMO, 34-31 (H)  
1992 TTU, 49-14 (H)  
1993 TTU, 24-3 (A)  
1994 SEMO, 19-14 (A)  
1995 SEMO, 33-12 (H)  
1996 TTU, 30-20 (H)  
1997 TTU, 17-14 (A)  
1998 SEMO, 29-24 (A)  
1999 TTU, 21-7 (A)  
2000 TTU, 31-6 (H)  
2001 TTU, 41-21 (H)  
2002 SEMO, 36-30 (H)  
2003 SEMO, 24-20 (A)  
2004 SEMO, 31-28 (OT) (H)  
2005 TTU, 31-24 (H)  
2006 TTU, 32-29 (A)  
2008 TTU, 29-27 (A)  
2009 TTU, 28-16 (H)  
2010 SEMO, 23-21 (H)

**SEMO-UTM**

**SEMO leads 14-12**

1966 UTM, 17-14 (A)  
1967 UTM, 39-0 (H)  
1984 UTM, 21-7 (H)  
1985 SEMO, 57-17 (H)  
1986 SEMO, 37-29 (A)  
1987 UTM, 25-13 (A)  
1991 UTM, 36-29 (H)  
1992 SEMO, 37-13 (H)  
1993 UTM, 17-14 (H)  
1994 SEMO, 10-0 (H)  
1995 SEMO, 38-17 (A)  
1996 UTM, 7-6 (A)  
1997 SEMO, 42-7 (A)  
1998 SEMO, 41-14 (H)  
1999 SEMO, 36-7 (A)  
2000 SEMO, 34-14 (H)  
2001 SEMO, 45-30 (H)  
2002 SEMO, 50-35 (A)  
2003 SEMO, 20-7 (A)  
2004 SEMO, 35-7 (H)

2005 UTM, 24-21 (H)  
2006 UTM, 28-14 (A)  
2007 UTM, 55-20 (H)  
2008 UTM, 31-21 (A)  
2009 UTM, 29-22 (H)  
2010 SEMO, 24-17 (H)

**TSU-TTU**

**TSU leads 14-10**

1984 TSU, 33-3 (A)  
1985 TSU, 26-13 (H)  
1988 TSU, 27-23 (H)  
1989 TSU, 21-19 (A)  
1990 TSU, 36-14 (H)  
1991 TSU, 14-10 (H)  
1992 TTU, 26-15 (H)  
1993 TTU, 24-21 (A)  
1994 TTU, 28-20 (H)  
1995 TTU, 28-24 (A)  
1996 TTU, 21-19 (H)  
1997 TSU, 28-21 (H)  
1998 TSU, 42-21 (A)  
1999 TSU, 25-19 (H)  
2000 TTU, 56-23 (H)  
2001 TTU, 63-13 (H)  
2002 TTU, 20-14 (A)  
2003 TSU, 27-23 (A)  
2005 TSU 31-20 (A)  
2006 TSU, 30-20 (H)  
2007 TSU, 45-28 (A)  
2008 TSU, 41-14 (H)  
2009 TTU, 20-13 (H)  
2010 TTU, 21-10 (A)

**TSU-UTM**

**TSU leads 13-7**

1976 UTM, 26-21 (H)  
1977 TSU, 55-7 (H)  
1992 TSU, 23-15 (H)  
1993 UTM, 21-14 (H)  
1994 TSU, 20-3 (H)  
1995 UTM, 28-7 (H)  
1996 TSU, 37-14 (H)  
1997 TSU, 27-20 (A)  
1998 TSU, 76-0 (H)  
1999 TSU, 43-7 (A)  
2000 TSU, 33-6 (H)  
2001 TSU, 55-7 (H)  
2002 TSU, 26-8 (H)  
2003 TSU, 41-10 (H)  
2004 TSU, 27-13 (A)  
2005 UTM, 42-20 (H)  
2007 UTM, 43-38 (H)  
2008 TSU, 30-27 (OT) (A)  
2009 UTM, 28-7 (A)  
2010 UTM, 37-0 (H)

**TTU-UTM**

**TTU leads 20-10-2**

1926 TTU, 12-0 (H)  
1927 Tie, 0-0 (at UTM)  
1928 TTU, 14-13 (H)  
1931 TTU, 26-7 (H)  
1932 Tie, 0-0 (at UTM)  
1970 TTU, 17-6 (A)  
1971 TTU, 10-7 (H)  
1972 TTU, 13-10 (A)  
1973 TTU, 16-9 (H)  
1980 TTU, 30-28 (A)  
1981 UTM, 24-21 (A)  
1982 UTM, 35-21 (H)  
1991 UTM, 24-16 (H)  
1992 TTU, 17-13 (H)  
1993 TTU, 20-3 (H)  
1994 UTM, 20-10 (H)  
1995 UTM, 36-31 (H)  
1996 TTU, 21-14 (2OT) (H)  
1997 TTU, 33-2 (H)  
1998 TTU, 31-24 (OT) (A)  
1999 TTU, 45-9 (A)  
2000 TTU, 46-6 (H)  
2001 TTU, 41-7 (A)  
2002 TTU, 68-7 (H)  
2003 UTM, 30-23 (OT) (A)  
2004 TTU, 49-20 (H)  
2005 UTM, 46-16 (H)  
2006 UTM, 35-16 (A)  
2007 TTU, 13-10 (A)  
2008 UTM, 35-7 (H)  
2009 TTU, 35-28 (A)  
2010 UTM, 27-24 (A)



# OVC SCHOOLS VS. FOOTBALL BOWL SUBDIVISION TEAMS

Ohio Valley Conference teams have compiled a 18-139-1 record all-time against Football Bowl Subdivision (FBS, previously known as I-A) teams. That is counting only games while the teams were members of the Conference (not before they joined or after they left). Below is a complete list of current OVC schools and how they have fared against FBS competition.

## Austin Peay (2-11\*)

1980	Arkansas State	L, 41-14
1983	Central Florida	L, 10-7
1984	Central Florida	W, 24-21
1985	Cincinnati	L, 31-0
1987	Kansas State	W, 25-22
1987	Cincinnati	L, 42-10
1988	Cincinnati	L, 52-7
1988	Toledo	L, 38-14
9/15/90	Temple	L, 28-0
9/04/93	Cincinnati	L, 42-10
9/07/96	Arkansas State	L, 24-0
9/11/10	Middle Tennessee	L, 56-33
9/25/10	#10 Wisconsin	L, 70-3

\*Does not include a 0-2 record while not a member of the OVC

## Eastern Illinois (3-17\*)

8/29/96	Western Michigan	W, 28-20
9/12/98	Central Florida	L, 48-0
9/19/98	Northern Illinois	W, 24-10
9/02/99	Central Michigan	L, 33-17
9/11/99	Hawaii	L, 31-27
10/02/99	Central Florida	L, 31-21
9/16/00	Toledo	L, 26-31
10/06/01	San Diego State	L, 40-7
8/31/02	Hawaii	L, 61-36
9/14/02	Kansas State	L, 63-13
9/13/03	Missouri	L, 37-0
9/25/04	Eastern Michigan	W, 31-28
9/10/05	Brigham Young	L, 45-10
9/02/06	Illinois	L, 42-17
9/30/06	Hawaii	L, 44-9
9/08/07	Purdue	L, 52-6
8/28/08	Central Michigan	L, 31-12
9/6/08	#24 Illinois	L, 47-21
10/10/09	#12 Penn State	L, 52-3
9/4/10	#9 Iowa	L, 37-7

\*Does not include a 1-8 record while not a member of the OVC

## Eastern Kentucky (4-17)

9/08/79	Kent State	W, 17-14
10/13/79	Cal State-Fullerton	W, 33-17
11/15/80	East Carolina	W, 28-16
9/19/81	Navy	L, 24-0
11/23/85	Louisville	W, 45-21
9/11/93	Northeastern Louisiana	L, 40-14
9/12/98	Kentucky	L, 52-7
10/14/00	Central Florida	L, 34-3
8/30/01	Central Michigan	L, 42-28
8/29/02	Oregon State	L, 49-10
8/28/03	Bowling Green	L, 63-13
9/13/03	Central Michigan	L, 42-41
10/23/04	Vanderbilt	L, 19-7
9/17/05	North Carolina State	L, 54-10
9/02/06	Cincinnati	L, 31-0
9/01/07	Kentucky	L, 50-10
8/28/08	Cincinnati	L, 40-7
9/6/08	Western Kentucky	L, 37-13
9/3/09	Indiana	L, 19-13
11/7/09	Kentucky	L, 37-12
9/11/10	Louisville	L, 23-13

## Jacksonville State (1-7\*)

9/20/03	Kansas	L, 41-6
9/17/05	UAB	L, 35-28
10/14/06	Mississippi State	L, 35-3
9/15/07	Memphis	L, 35-14
8/28/08	Georgia Tech	L, 41-14
9/5/09	#15 Georgia Tech	L, 37-17
9/12/09	Florida State	L, 19-9
9/4/10	Ole Miss	W, 49-48 (2ot)

\*Does not include a 3-6 record while not a member of the OVC

## Murray State (2-18-1)

9/20/80	Louisville	W, 13-9
9/17/83	East Carolina	L, 50-25
9/01/84	Louisville	W, 26-23
9/14/85	Memphis State	T, 10-10
9/26/87	Louisville	L, 34-10
9/15/89	North Texas	L, 28-14
9/08/90	Louisville	L, 68-0
10/20/90	Northern Illinois	L, 49-7
9/26/98	Brigham Young	L, 43-9
9/04/99	Wisconsin	L, 49-10

9/01/01	Ole Miss	L, 49-14
10/27/01	Minnesota	L, 66-10
8/31/02	Memphis	L, 52-6
9/06/03	Kentucky	L, 37-6
9/04/04	Connecticut	L, 52-14
9/03/05	Mississippi State	L, 38-6
9/02/06	Missouri	L, 47-7
8/30/07	Louisville	L, 73-10
9/6/08	Indiana	L, 45-3
9/12/09	N.C. State	L, 65-7
9/2/10	Kent State	L, 41-10

## Southeast Missouri (1-15)

11/12/94	Hawaii	L, 34-0
10/19/96	Arkansas State	L, 38-9
8/31/00	Marshall	L, 63-7
9/01/01	Eastern Michigan	L, 16-12
9/14/02	Eastern Michigan	L, 35-32
9/28/02	Middle Tennessee State	W, 24-14
8/30/03	Ohio	L, 17-3
9/13/03	Arkansas State	L, 21-3
9/11/04	Bowling Green	L, 49-10
9/18/04	Central Michigan	L, 44-27
9/10/05	Kent State	L, 33-12
10/14/06	Arkansas	L, 63-7
8/30/07	Cincinnati	L, 59-3
9/6/08	#6 Missouri	L, 52-3
9/12/09	#23 Cincinnati	L, 70-3
9/2/10	Ball State	L, 27-10

## Tennessee State (0-1\*)

9/23/06	Vanderbilt	L, 38-9
---------	------------	---------

\*Does not include a 3-1 record while not a member of the OVC

## Tennessee Tech (0-25)

1984	Kansas State	L, 28-12
1985	UNLV	L, 35-7
1986	Tulsa	L, 51-0
1987	Cincinnati	L, 38-17
1988	East Carolina	L, 52-13
9/22/90	Ohio	L, 42-32
9/14/91	Ohio	L, 35-14
11/15/97	UAB	L, 38-14
9/19/98	UAB	L, 38-6
9/11/99	Bowling Green	L, 40-15
9/16/00	Ohio	L, 52-14
9/08/01	Air Force	L, 42-0
8/31/02	Bowling Green	L, 41-7
9/07/02	Iowa State	L, 57-6
8/30/03	Memphis	L, 40-10
9/06/03	Northern Illinois	L, 42-17
9/11/04	South Florida	L, 21-7
9/17/05	Northern Illinois	L, 42-3
9/14/06	Middle Tennessee	L, 44-0
11/03/07	Auburn	L, 35-3
9/6/08	Louisville	L, 51-10
9/26/09	Kansas State	L, 49-7
11/7/09	Georgia	L, 38-0
9/4/10	#17 Arkansas	L, 44-3
9/11/10	#4 TCU	L, 62-7

## UT Martin (0-11\*)

11/21/98	UAB	L, 48-17
9/28/02	Arkansas State	L, 30-10
9/06/03	Arkansas State	L, 63-6
9/02/04	Western Michigan	L, 42-0
9/10/05	Arkansas State	L, 56-7
9/02/06	Ohio	L, 29-3
9/01/07	Southern Miss	L, 35-13
8/30/08	#19 South Florida	L, 56-7
11/8/08	Auburn	L, 37-20
9/19/09	Memphis	L, 41-14
9/4/10	Tennessee	L, 50-0

\*Does not include a 0-1 record while not a member of the OVC

## Former Member Records

Akron	1-2
Middle Tennessee State	1-6
Morehead State	1-2
Samford	0-5
Youngstown State	2-2
Western Kentucky	0-0

## LARGEST CROWDS IN OVC HISTORY

Over the years some large crowds have watched OVC football games. Overall there have been 42 crowds above 52,000 fans to see a game involving an OVC squad (including both non-conference and Conference games). In 2009, there were 104,488 fans at the Penn State/Eastern Illinois game, marking the largest crowd to ever see a game. Below is a list of every crowd above 52,000 as well as the largest 10 crowds to see a Conference matchup (all of which were above 20,000 fans).

### Largest Crowds - All Games

104,488	Eastern Illinois at #12 Penn State	Oct. 10, 2009
99,123	UT Martin at Tennessee	Sept. 4, 2010
92,746	Tennessee Tech at Georgia	Nov. 7, 2009
85,754	Tennessee Tech at Auburn	Nov. 5, 2007
85,365	UT Martin at Auburn	Nov. 8, 2008
77,527	Murray State at Wisconsin	Sept. 4, 1998
77,224	Austin Peay at #10 Wisconsin	Sept. 25, 2010
72,453	Southeast Missouri State at Arkansas	Oct. 14, 2006
71,420	Jacksonville State at Florida State	Sept. 12, 2009
70,585	Eastern Illinois at #9 Iowa	Sept. 4, 2010
70,185	Tennessee State vs. Florida A&M (in Atlanta)	Sept. 20, 2003
69,596	Tennessee Tech at #17 Arkansas	Sept. 4, 2010
67,712	Tennessee State vs. Florida A&M (in Atlanta)	Sept. 25, 2004
67,167	Tennessee State vs. Florida A&M (in Atlanta)	Sept. 28, 2002
67,053	Eastern Kentucky at Kentucky	Nov. 7, 2009
66,512	Eastern Kentucky at Kentucky	Sept. 1, 2007
63,306	Murray State at Kentucky	Sept. 6, 2003
62,455	Tennessee State vs. Florida A&M (in Atlanta)	Sept. 23, 2000
62,305	Southeast Missouri at Missouri	Sept. 6, 2008
61,171	Tennessee State vs. Jackson State (in Memphis)	Sept. 13, 1997
61,052	Tennessee State vs. Florida A&M (in Atlanta)	Sept. 22, 2001
60,131	Eastern Illinois at Illinois	Sept. 6, 2008
59,303	Murray State at BYU	Sept. 26, 1998
59,011	Tennessee State vs. N.C. A&T (in Indianapolis)	Oct. 4, 1997
58,131	Tennessee State vs. S.C. State (in Atlanta)	Sept. 24, 1994
57,885	Tennessee State vs. Florida A&M (in Atlanta)	Sept. 30, 2006
57,776	Eastern Kentucky at Kentucky	Sept. 12, 1998
56,990	Tennessee State vs. Florida A&M (in Atlanta)	Sept. 29, 2007
56,747	Eastern Kentucky at N.C. State	Sept. 17, 2005
56,297	Tennessee State vs. Florida A&M (in Atlanta)	Sept. 24, 2005
55,768	Jacksonville State at Ole Miss	Sept. 4, 2010
55,545	Tennessee State vs. Jackson State (in Memphis)	Sept. 12, 1998
55,510	Murray State at North Carolina State	Sept. 12, 2009
55,212	Tennessee State vs. Jackson State (in Memphis)	Sept. 14, 1996
55,015	Tennessee State vs. Jackson State (in Memphis)	Sept. 18, 2004
54,202	Tennessee State vs. Florida A&M (in Atlanta)	Sept. 18, 2010
53,441	Tennessee State vs. Jackson State (in Memphis)	Sept. 16, 2006
52,630	Eastern Illinois at BYU	Sept. 10, 2005
52,603	Tennessee State vs. Jackson State (in Memphis)	Sept. 13, 2003
52,504	Eastern Illinois at Purdue	Sept. 8, 2007
52,387	Tennessee State vs. S.C. State (in Atlanta)	Sept. 30, 1995
52,173	Tennessee State vs. Jackson State (in Memphis)	Sept. 16, 2000

### Largest Crowds - OVC-Only Games

41,132	Tennessee Tech at Tennessee State (Nov. 6, 1999)
25,300	Eastern Kentucky vs. Western Kentucky (Oct. 20, 1979)
25,000	Eastern Kentucky vs. Western Kentucky (Oct. 22, 1977)
24,878	Murray State at Tennessee State (Nov. 3, 2007)
24,500	Eastern Kentucky vs. Western Kentucky (Oct. 23, 1971)
24,361	Tennessee Tech at Tennessee State (Nov. 1, 2008)
24,200	Eastern Kentucky vs. Western Kentucky (Oct. 25, 1975)
22,500	Eastern Kentucky vs. Murray State (Oct. 31, 2007)
22,092	UT Martin at Tennessee State (Nov. 7, 2009)
22,046	UT Martin at Tennessee State (Oct. 24, 1998)



Two coaching legends met on the field on Oct. 10, 2009 when Eastern Illinois' Bob Spoo squared off with Penn State's Joe Paterno. There were 104,488 fans at the game, marking the largest crowd to ever see an OVC team play.

## SGT. YORK TROPHY

In July 2007, the Nashville Sports Council and the Ohio Valley Conference announced the creation of the Sergeant York Trophy which goes to the winner of the quadrangular season football series between the four Ohio Valley Conference schools located in the state of Tennessee – Austin Peay State University, University of Tennessee at Martin, Tennessee State University and Tennessee Technological University.

The award is only the second traveling trophy that involves more than two teams in college sports; the other is the Commander in Chief's Trophy which has been contested between Air Force, Army and Navy annually since 1972.

In a close race, Tennessee State and Austin Peay shared the inaugural award, finishing with identical 2-1 records in 2007. Tennessee State took the trophy home with it thanks to a one-point victory in overtime over the Governors; that game was decided by a block extra point by NFL First Round Draft Pick Dominique Rodgers-Cromartie. The Tigers repeated as champions in 2008, winning all three of its Sgt. York games.

The award is named in honor of Alvin C. York, the most noted Soldier of World War I. As a corporal in the 2<sup>nd</sup> battalion, 328<sup>th</sup> Infantry, in the Battle of the Meuse River-Argonne (Oct. 8, 1918), York and seven other soldiers captured 132 prisoners, was promoted to sergeant and received the Distinguished Service Cross, the French *Croix de Guerre*, the French Legion of Honor, the *Croce di Guerra* of Italy and the War Medal of Montenegro. Upon his return to the United States in 1919, he was bestowed the Congressional Medal of Honor.

Following the war York returned his home in Pall Mall, Tenn. (located in north central Tennessee, 55 miles northeast of Cookeville) where he dedicated his life to improving education and facilitating educational opportunities for children in the state of Tennessee. In 1927 he established the Alvin C. York Institute after spending several years raising money for the school which opened as a private institution. That school was established, in part, to provide educational opportunities denied to the boys and girls of Fentress Country. In 1937, the Institute became a state special school after an appeal to the Tennessee State Legislature. The school, located in Jamestown, Tenn., is still in operation today.

York died on Sept. 2, 1964 and the foundation which he helped establish in 1920 – The Sergeant York Patriotic Foundation – was dormant for many years. The Foundation was re-established by Lipscomb Davis, Jr. in 1992 and is currently run by Sgt. York's grandson Gerald (U.S. Army Colonel, Retired). York's papers are archived by Michael E. Birdwell, Ph.D., who is an associate professor of history at Tennessee Technological University, one of the four institutions that will compete for the yearly honor.

After the completion of the football season, the Sergeant York Trophy is awarded to the institution with the best head-to-head record in the match-ups with their fellow Tennessee schools. In the event of a tie, the award is shared; however, the previous winner will retain the trophy if they are part of the tie. If the tie is between two other institutions, the trophy will go to the institution that has gone the most seasons without winning the trophy.

The award is presented to the winning institution annually at the Pepsi Celebration of Champions which is hosted each spring by the Nashville Sports Council. The event was created in 1999 and salutes amateur and professional sports in Tennessee.



Members of the York Family with former OVC Commissioner Jon Steinbrecher (back row, far left), OVC head football coaches and Gary Alexander of the Nashville Sports Council (back row, far right) at the 2007 OVC Football Media Day, when the announcement of the trophy was first made.



## SGT. YORK SERIES HISTORY

### All-Time Sgt. York Trophy Winners

2007 - Tennessee State\*, Austin Peay  
 2008 - Tennessee State  
 2009 - Tennessee Tech  
 2010 - UT Martin

\*Took home the trophy due to winning the tiebreaker

### All-Time Sgt. York Trophy Game Results

#### 2007

Sept. 15 Tennessee State 33, @Austin Peay 32 (OT)  
 Sept. 22 @ Austin Peay 17, UT Martin 14  
 Sept. 27 Tennessee Tech 13, @UT Martin 10  
 Oct. 6 Austin Peay 30, @Tennessee Tech 27  
 Oct. 11 Tennessee State 45, @Tennessee Tech 28  
 Nov. 17 UT Martin 43, @Tennessee State 38

#### 2008

Sept. 20 UT Martin 31, @Austin Peay 17  
 Oct. 4 Tennessee State 30, @UT Martin 27 (OT)  
 Oct. 16 UT Martin 35, @Tennessee Tech 7  
 Oct. 18 @Tennessee State 37, Austin Peay 34  
 Oct. 25 @Austin Peay 31, Tennessee Tech 28  
 Nov. 1 @Tennessee State 41, Tennessee Tech 14

#### 2009

Oct. 3 @Tennessee Tech 31, Austin Peay 23  
 Oct. 10 Tennessee Tech 35, @UT Martin 28  
 Oct. 31 @Tennessee Tech 20, Tennessee State 13  
 Nov. 7 UT Martin 28, @Tennessee State 7  
 Nov. 14 @Austin Peay 24, Tennessee State 21  
 Nov. 21 @UT Martin 48, Austin Peay 38

#### 2010

Sept. 18 Austin Peay 26, @Tennessee State 23  
 Sept. 30 UT Martin 27, @Tennessee Tech 24  
 Oct. 9 Tennessee Tech 34, @Austin Peay 21  
 Oct. 23 Tennessee Tech 21, @Tennessee State 10  
 Nov. 6 UT Martin 28, @Austin Peay 12  
 Nov. 13 @UT Martin 37, Tennessee State 0



OVC Commissioner Beth DeBauche (second from left) is pictured with UT Martin Chancellor Thomas Rakes (far left), head football coach Jason Simpson, student-athletes Darrin Nalls, Derek Carr and Rodney Irvin and Director of Athletics Phil Dane at the Pepsi Celebration of Champions. UTM received its Sgt. York Trophy at the event after going 3-0 in play during the 2010 season.

## SGT. YORK GAME RECORDS

### Team

**Points:** 48 - UT Martin vs. Austin Peay (11/21/09)  
**Total Offensive Yards:** 554 - UT Martin vs. Austin Peay (11/21/09)  
**First Downs:** 27 - Done Twice

**Rushing Yards:** 377 - Tennessee State vs. Austin Peay (10/18/08)  
**Rushing Attempts:** 63 - Tennessee State vs. Austin Peay (9/15/07)  
**Rushing Touchdowns:** 4 - Done Six Times

**Passing Yards:** 378 - UT Martin vs. Austin Peay (11/21/09)  
**Passing Attempts:** 47 - Austin Peay vs. UT Martin (11/21/09)  
**Passing Touchdowns:** 4 - Done Twice  
**Completions:** 26 - UT Martin vs. Tennessee Tech (10/10/09)

**Interceptions:** 3 - Done Five Times  
**INT Return Yards:** 92 - Tennessee State vs. Tennessee Tech (10/31/09)

**Fumbles Lost:** 3 - Done Four Times  
**Fumble Recoveries:** 3 - Done Four Times

**Sacks:** 4 - UT Martin vs. Tennessee State (10/4/08)  
**Turnovers Committed:** 5 - Done Twice

**Penalites:** 15 - Tennessee State vs. Austin Peay (10/18/08)  
**Penalty Yards:** 164 - UT Martin vs. Tennessee Tech (10/10/09)

### Individual

**Rushing Yards:** 195 - Javarris Williams, TSU vs. APSU (10/18/08)  
**Rushing Attempts:** 35 - Don Chapman, UTM vs. TSU (11/17/07)  
**Rushing Touchdowns:** 4 - Javarris Williams, TSU vs. UTM (11/17/07)  
**Longest Rush:** 73 - Javarris Williams, TSU vs. UTM (11/17/07)

**Passing Yards:** 378 - Cade Thompson, UTM vs. APSU (11/21/09)  
**Passing Attempts:** 42 - Lee Sweeney, TTU vs. APSU (10/25/08)  
**Completions:** 26 - Cade Thompson, UTM vs. TTU (10/10/09)  
**Passing Touchdowns:** 4 - Trent Caffee, APSU vs. TTU (10/25/08)  
**Longest Pass:** 84 - Jeremy Perry, TSU vs. TTU (10/23/10)  
**Most Interceptions:** 3 - Calvin McNair, TSU vs. UTM (11/17/07)  
 3 - Cade Thompson, UTM vs. APSU (11/21/09)

**Receiving Yards:** 159 - Tim Benford, TTU vs. UTM (10/10/09)  
**Receptions:** 10 - Tim Benford, TTU vs. APSU (10/25/08)  
**Receiving Touchdowns:** 3 - Darryl Miller, APSU vs. TTU (10/25/08)  
**Longest Reception:** 84 - Calvin McNair, TSU vs. TTU (10/23/10)

**Field Goals Made:** 4 - Stephen Stansell, APSU vs. TSU (9/18/10)  
**Longest Field Goal:** 50 - Stephen Stansell, APSU vs. TSU (9/18/10)  
**Punts:** 9 - Jason Lennartz, TTU vs. TSU (10/31/09)  
 9 - Taylor Cisneros, TSU vs. UTM (11/13/10)  
 62 - Taylor Cisneros, TSU vs. UTM (10/4/08)  
 107 - CJ Estelle, UTM vs. APSU (11/6/10)  
**Longest Punt:** 71 - Terrence Holt, APSU vs. TSU (11/14/09)  
**Punt Return Yards:** 243 - Terrence Holt, APSU vs. UTM (11/21/09)  
**Longest Punt Return:** 95 - Terrence Holt, APSU vs. UTM (11/6/10)  
**Kick Return Yards:** 312 - Terrence Holt, APSU vs. UTM (11/21/09)  
**Longest Kick Return:** 312 - Terrence Holt, APSU vs. UTM (11/21/09)  
**All-Purpose Yards:** 312 - Terrence Holt, APSU vs. UTM (11/21/09)

**Interceptions:** 2 - Done Five Times  
**Tackles:** 20 - Corey Reed, TTU vs. UTM (10/16/08)  
**Sacks:** 2 - Done Six Times

## ALL-TIME SPORTS NETWORK AWARD WINNERS

Annually the Sports Network presents awards for the top players and coach in the Football Championship Subdivision (FCS). The awards include the Walter Payton Award (National Offensive Player of the Year), the Buck Buchanan Award (National Defensive Player of the Year) and the Eddie Robinson Award (National Coach of the Year). Beginning in 2011 the Sports Network will also award the Jerry Rice Award, given to the National Freshman of the Year. The awards began in 1987 (the Buchanan Award was first handed out in 1995); voting totals and finishes are available from 2000 to the present and listed below.



*Eastern Illinois quarterback Tony Romo took home the Walter Payton Award in 2002. That year he passed for 3,165 yards and 34 touchdowns.*



*Former Murray State head coach Houston Nutt was the Eddie Robinson Award winner in 1995 after leading the Racers to a 11-1 overall and 8-0 OVC record.*



*Southeast Missouri State head coach Tony Samuel was the Eddie Robinson Award winner in 2010 after leading the Redhawks to its first-ever playoff berth.*

### PAYTON AWARD VOTING RESULTS

2000	Tony Romo, EIU	10th (37)
2001	Tony Romo, EIU	10th (37)
	Shannon Harris, TSU	11th (29)
	C.J. Hudson, EKU	16th (5)
2002	Tony Romo, EIU	1st (268)
	Willie Ponder, SEMO	5th (94)
2003	Charles Anthony, TSU	5th (74)
2004	Charles Anthony, TSU	5th (98)
	Oscar Bonds, JSU	14th (36)
2005	Barrick Nealey, TSU	5th (100)
2009	Ryan Perrilloux, JSU	6th (142)
2010	Henry Harris, SEMO	5th (155)
	Marcus Harris, MUR	22nd (1)

### BUCHANAN AWARD VOTING RESULTS

2000	Melvin Wisham, WKU	4th (108)
	Chad Evitts, TTU	14th (34)
2001	Yeremiah Bell, ECU	8th (85)
	D.J. Bleisath, TTU	15th (38)
2002	Nick Ricks, EIU	9th (82)
2003	Nick Ricks, EIU	13th (44)
2006	Edgar Jones, SEMO	12th (62)
	Markeseo Jackson, UTM	16th (25)
2007	D. Rodgers-Cromartie, TSU	13th (30)
	Donald Thomas, EIU	19th (3)
2008	Nathan Williams, MUR	5th (140)
	Brandon Gathof, ECU	21st (2)
2009	Austen Lane, MUR	6th (120)
2010	Eugene Clifford, TSU	13th (47)
	Josh Bey, UTM	20th (5)

### ROBINSON AWARD VOTING RESULTS

2000	Bob Spoo, EIU	2nd (158)
	Jack Harbaugh, WKU	3rd (148)
2001	Bob Spoo, EIU	11th (76)
2002	Tim Billings, SEMO	12th (49)
	Joe Pannunzio, MUR	16th (4)
2003	Jack Crowe, JSU	9th (42)
2004	Jack Crowe, JSU	13th (35)
2005	Bob Spoo, EIU	11th (69)
	Matt Griffin, UTM	13th (43)
2006	Jason Simpson, UTM	4th (172)
2007	Danny Hope, ECU	13th (54)
2008	Dean Hood, ECU	18th (21)
2009	Bob Spoo, EIU	16th (21)
2010	Tony Samuel, SEMO	1st (269)
	Jack Crowe, JSU	10th (94)

## OVC/NCAA OVERTIME PROCEDURES

### PROCEDURE FOLLOWING REGULATION PLAY:

Immediately following the conclusion of the fourth quarter, officials will instruct both teams to retire to their respective team areas. The officials will escort the captains to the center of the field for the coin toss. The winner of the toss shall be given the option of selecting offense or defense, with the offense at the opponent's 25-yard line to start the series, or which end of the field shall be used for both series of that overtime period. The winner of the toss may not defer his choice. The loser of the toss shall have the first choice of the two options for subsequent even-numbered extra periods.

### EXTRA PERIODS:

An extra period shall consist of two series with Team A and Team B each putting the ball in play by snap at the designated 25-yard line, which becomes the opponent's 25-yard line.

### TEAM SERIES:

Each team retains the ball during a series until it scores or fails to make a first down. The ball remains alive after a change of team possession until it is declared dead. However, Team A may not have a first and 10 if it again possesses the ball after a change of team possession.

### SCORING:

The team scoring the greater number of points during the regulation and extra periods shall be declared the winner. There shall be an equal number of series, as defined, in each extra period, except if Team B scores during a period other than on the try (i.e.: on the first possession of a period, Team A scores a touchdown. On the try, Team B intercepts a pass and returns it for a two-point touchdown. Ruling: Team B is awarded the ball on the 25-yard line to start its series with the overtime score 6-2.). **Beginning with the third extra period, teams scoring a touchdown must attempt a two-point try. A one-point try, although not illegal, will not score a point.**

### TIMEOUTS:

Each team shall be allowed one timeout for each extra period. Unused extra-period timeouts may not be carried over to other extra periods.

### OVC OVERTIME GAMES

Date	Teams and Final Score	OT	Score After
		Periods	Regulation
10/13/84	Youngstown State 17, Austin Peay 13	1	10-10
11/03/84	Murray State 20, Austin Peay 13	2	10-10
10/19/85	Middle Tennessee 31, Murray State 24	2	17-17
11/04/85	Middle Tennessee 28, Youngstown State 21	2	14-14
10/04/86	Austin Peay 7, Middle Tennessee 0	1	0-0
10/10/87	Austin Peay 20, Morehead State 13	1	13-13
11/07/87	Youngstown State 20, Murray State 13	1	13-13
10/01/88	Tennessee Tech 16, Murray State 13	1	10-10
10/29/88	Eastern Kentucky 31, Murray State 24	1	24-24
11/18/89	Eastern Kentucky 38, Morehead State 3	3	21-21
11/10/90	Tennessee Tech 20, Austin Peay 14	1	14-14
11/17/90	Murray State 31, Austin Peay 24	3	14-14
11/07/92	Eastern Kentucky 21, Murray State 18	1	18-18
10/2/93	Murray State 28, Tennessee-Martin 21	1	21-21
11/20/93	Tennessee-Martin 39, Austin Peay 33	2	26-26
10/05/96	Tennessee Tech 21, Tennessee-Martin 14	2	14-14
10/26/96	Southeast Missouri 16, Middle Tennessee 13	1	13-13
11/01/97	Tennessee Tech 16, Murray State 13	1	13-13
10/17/98	Tennessee Tech 31, Tennessee-Martin 24	1	24-24
10/24/98	Tennessee Tech 31, Eastern Kentucky 29	3	17-17
11/13/99	Eastern Kentucky 23, Tennessee Tech 20	2	17-17
10/04/03	Murray State 23, Jacksonville State 17	1	17-17
10/04/03	Tennessee-Martin 30, Tennessee Tech 23	1	23-23
09/25/04	Southeast Missouri 51, Samford 48	4	31-31
10/02/04	Eastern Kentucky 39, Samford 36	1	36-36
10/23/04	Samford 42, Tennessee State 36	1	36-36
10/30/04	Murray State 19, Eastern Kentucky 16	1	13-13
11/06/04	Tennessee Tech 40, Eastern Illinois 37	1	34-34
11/13/04	Southeast Missouri 31, Tennessee Tech 28	1	28-28
09/30/06	Tennessee Tech 20, Murray State 14	1	14-14
10/28/06	Jacksonville State 17, Tennessee Tech 10	1	10-10
09/15/07	Tennessee State 33, Austin Peay 32	1	26-26
11/03/07	Austin Peay 34, Southeast Missouri 31	2	21-21
09/27/08	Eastern Kentucky 13, Austin Peay 10	1	10-10
10/04/08	Tennessee State 30, UT Martin 27	1	24-24
10/25/08	Southeast Missouri 27, Tennessee State 20	1	20-20
11/6/10	Eastern Illinois 31, Tennessee State 28	1	28-28

NOTE: Overtime policy adopted by the Conference prior to the 1982 season.

## OVC FOOTBALL OFFICIALS

Ohio Valley Conference football officials have been selected to work numerous FCS/I-AA playoff games over the year. Since 1981, OVC officials have been assigned to 91 post-season games, including 29 semifinal playoff games and seven national championship contests (including the 2009 national championship game between Villanova and Montana). In 1995, the NCAA selected OVC officials to work all four rounds of the playoffs - an honor never before bestowed on a conference officiating program. Following is a list of the 2011 OVC Football Officials.

Chris Barney - Shepherdsville, Ky.  
 Mike Boshers - Hermitage, Tenn.  
 Greg Brey - Louisville, Ky.  
 Tom Danner - Tuscaloosa, Ala.  
 Brian Davis - Vestavia Hills, Ala.  
 Shane DeWitt - Bradley, Ill.  
 Todd Dunaway - Cordova, Tenn.  
 Craig Dunn - Smyrna, Tenn.  
 Tim Fetsch - O'Fallon, Mo.  
 Thomas Floyd - Cane Ridge, Tenn.  
 John Graham - Versailles, Ky.  
 Tom Hahs - Bourbonnais, Ill.

Steve Hendley - Mayfield, Ky.  
 Jacques Hooper - Rex, Ga.  
 Steve Horn - Gleason, Tenn.  
 Jeff Irwin - Nashville, Tenn.  
 Burney Jenkins - Georgetown, Ky.  
 Steve Joest - Louisville, Ky.  
 Greg Koerner - Champaign, Ill.  
 Jason McArthur - Nashville, Tenn.  
 Drew Myers - Nashville, Tenn.  
 Kirk Paitsel - South Fulton, Tenn.  
 Pat Pownall - Morton, Ill.  
 Michael Salas - Franklin, Tenn.

Paul Schardein - Louisville, Ky.  
 David Seewer - Louisville, Ky.  
 Chip Shields - Tuscaloosa, Ala.  
 John Short - Gallatin, Tenn.  
 John Smoot - Lexington, Ky.  
 Butch Stovall - Louisville, Ky.  
 Al Studstill - Nashville, Tenn.  
 Steve Swift - Nashville, Tenn.  
 Ken Switzer - Nashville, Tenn.  
 Rod Whittier - Wildwood, Mo.  
 Matt Young - Independence, Ky.

# OVC PLAYERS IN THE NFL DRAFT

Since the OVC was formed in 1948, the league has had 139 players selected in the National Football League (NFL) Draft. Amongst that picks are four first-round selections, Wally Chambers (No. 8 overall in 1973), Phil Simms (No. 7 in 1979), Aaron Jones (No. 18 in 1988) and Dominique Rodgers-Cromartie (No. 16 in 2008).

Year	Round	Pick	Player_School	Team	Year	Round	Pick	Player_School	Team
1950	12	151	Frank Willheiser, WKU	Chicago Cardinals	1989	2	49	Jessie Small, EKU	Philadelphia Eagles
1950	13	170	Norm Wiley, MAR	Philadelphia Eagles	1989	3	71	Elroy Harris, EKU	Seattle Seahawks
1950	20	260	John Hackney, MUR	Cleveland Browns	1989	8	218	Myron Guyton, EKU	New York Giants
1951	12	147	Stew Kirtley, MOR	Cleveland Browns	1989	12	327	Mike Cadore, EKU	New Orleans Saints
1951	17	197	Ray Pelfrey, EKU	Green Bay Packers	1990	3	56	Tony Stargell, TSU	New York Jets
1951	22	266	Waldo Binkley, APSU	New York Giants	1990	3	73	Anthony Pleasant, TSU	Cleveland Browns
1952	20	237	Gil Mains, MUR	Detroit Lions	1990	10	261	Eric Crigler, MUR	Cincinnati Bengals
1954	21	251	Howard Alsup, MTSU	San Francisco 49ers	1990	11	289	Anthony Shelton, TSU	San Francisco 49ers
1954	24	287	Jerry Daniels, TTU	San Francisco 49ers	1990	11	300	Tyrone Watson, TSU	Philadelphia Eagles
1954	29	347	Ted Dunn, MUR	San Francisco 49ers	1991	8	207	Marty Carter, MTSU	Tampa Bay Buccaneers
1955	17	204	Don Daly, EKU	Detroit Lions	1991	12	327	Darrell Beavers, MOR	Philadelphia Eagles
1955	19	228	Bob Muller, EKU	Detroit Lions	1992	6	142	Chris Burns, MTSU	Cincinnati Bengals
1955	23	266	Karl Bays, EKU	Chicago Cardinals	1992	6	144	Joe Campbell, MTSU	Los Angeles Rams
1956	14	163	Ted Schwanger, TTU	Baltimore Colts	1992	6	145	Larry Tharpe, TSU	Detroit Lions
1956	16	185	Billy Hix, MTSU	Philadelphia Eagles	1992	10	255	Tim Lester, EKU	Los Angeles Rams
1956	19	229	John Sebest, EKU	Cleveland Browns	1992	10	276	Marcus Dowdell, TSU	New Orleans
1956	28	329	Bill Strawn, WKU	Philadelphia Eagles	1993	3	83	Mike Caldwell, MTSU	Cleveland Browns
1956	30	354	Terry Sweeney, MTSU	Baltimore Colts	1993	5	134	Walter Dunson, MTSU	San Diego Chargers
1957	7	84	Jerry DeLucca, MTSU	Chicago Bears	1993	7	187	Patrick Robinson, TSU	Houston Oilers
1957	10	115	Joe Grisham, APSU	Baltimore Colts	1994	4	123	Randy Fuller, EKU	Denver Broncos
1957	10	116	Jerry Hurst, MTSU	San Francisco 49ers	1994	5	155	Chad Bratcke, EKU	New York Giants
1957	12	137	Don Simoncic, TTU	Baltimore Colts	1994	6	188	Tony McCombs, EKU	Arizona Cardinals
1957	17	204	Don Heine, MUR	Chicago Bears	1995	5	150	Cedric Davis, TSU	Arizona Cardinals
1957	22	263	Tom Schulte, EKU	Detroit Lions	1996	2	47	Fred Thomas, UTM	Seattle Seahawks
1958	19	229	Dave Bottos, MUR	Detroit Lions	1996	2	54	Jason Dunn, EKU	Philadelphia Eagles
1958	20	241	Bill Curry, WKU	Detroit Lions	1996	4	113	Kirk Pointer, APSU	Miami Dolphins
1958	26	313	Joe Bruce, MTSU	Detroit Lions	1996	7	227	Clarence Jones, TSU	Jacksonville Jaguars
1958	28	333	Jim Murphy, ETSU	Baltimore Colts	1996	7	245	Darrell Williams, TSU	Kansas City Chiefs
1958	30	352	Bobby Hallum, MTSU	Chicago Bears	1997	6	171	Mike Cherry, MUR	New York Giants
1961	22	169	Tom Hackler, TTU	Denver Broncos	1998	3	86	Jonathan Quinn, MTSU	Jacksonville Jaguars
1961	13	174	Tommy Hackler, TTU	San Francisco 49ers	1998	7	221	Angel Rubio, SEMO	Pittsburgh Steelers
1961	20	272	Gordon Mason, TTU	Chicago Bears	1999	3	67	Chris Watson, EIU	Denver Broncos
1965	7	97	Dale Lindsey, WKU	Cleveland Browns	1999	5	161	Tyrone Hopson, EKU	San Francisco 49ers
1965	15	116	Jim Burt, WKU	New York Jets	1999	7	221	Sulecio Sanford, MTSU	Chicago Bears
1965	15	204	Phillip Morgan, ETSU	Minnesota Vikings	2000	4	100	Michael Thompson, TSU	Atlanta Falcons
1966	15	131	Tom Dillard, APSU	Houston Oilers	2000	4	121	Avion Black, TSU	Buffalo Bills
1967	17	442	George Adams, MOR	Dallas Cowboys	2001	5	140	Alex Bannister, EKU	Seattle Seahawks
1968	3	60	Aaron Marsh, EKU	Boston Patriots	2003	6	199	Willie Ponder, SEMO	New York Giants
1968	8	207	Tom Gray, MOR	San Francisco 49ers	2003	6	213	Yeremiah Bell, EKU	Miami Dolphins
1968	10	252	Bob Langford, MTSU	Denver Broncos	2004	7	238	Larry Turner, EKU	St. Louis Rams
1970	10	243	Larry Schreiber, TTU	San Francisco 49ers	2004	7	239	Eugene Amano, SEMO	Tennessee Titans
1970	15	367	Pat Houser, ETSU	Miami Dolphins	2005	5	163	Frank Omiyale TTU	Atlanta Falcons
1971	9	221	John Tanner, TTU	San Diego Chargers	2006	7	215	Cortland Finnegan, SAM	Tennessee Titans
1971	15	378	Bill Green, WKU	Cleveland Browns	2008	1	16	Dominique Rodgers-Cromartie, TSU	Arizona Cardinals
1971	16	407	Lawrence Brame, WKU	St. Louis Cardinals	2008	3	79	Antwaun Molden, EKU	Houston Texans
1971	17	432	Sam Pearson, WKU	Cincinnati Bengals	2009	7	212	Javarris Williams, TSU	Kansas City Chiefs
1972	5	116	Jim Bishop, TTU	San Diego Chargers	2010	5	152	Otis Hudson, EIU	Cincinnati Bengals
1972	15	388	Mike Sivert, ETSU	Minnesota Vikings	2010	5	153	Austen Lane, MUR	Jacksonville Jaguars
1973	1	8	Wally Chambers, EKU	Chicago Bears					
1973	2	42	Jim Youngblood, TTU	Los Angeles Rams					
1973	4	81	Mike Hennigan, TTU	Detroit Lions					
1973	8	186	Isaac Brown, WKU	New England Patriots					
1973	8	189	Ray Oldham, MTSU	Baltimore Colts					
1973	10	242	Bonnie Sloan, APSU	St. Louis Cardinals					
1973	10	252	Ray Bonner, MTSU	Detroit Lions					
1973	16	412	George Greenfield, MUR	Cleveland Browns					
1974	8	183	Mike McCoy, WKU	Houston Oilers					
1974	8	186	Alan Chadwick, ETSU	Chicago Bears					
1975	3	63	Elois Grooms, TTU	New Orleans Saints					
1975	8	184	John Bushong, WKU	Baltimore Colts					
1975	17	439	Dwayne Copeland, MTSU	Miami Dolphins					
1976	8	226	Bobby Joe, MTSU	Buffalo Bills					
1976	10	269	Junior Hardin, EKU	New Orleans Saints					
1976	14	392	Tony Williams, MTSU	Buffalo Bills					
1977	3	65	Elmo Boyd, EKU	San Francisco 49ers					
1977	6	165	David Carter, WKU	Houston Oilers					
1977	9	244	Roosevelt Kelly, EKU	Pittsburgh Steelers					
1978	4	99	Dennis Law, ETSU	Cincinnati Bengals					
1978	12	331	Mike Moore, MTSU	Miami Dolphins					
1979	1	7	Phil Simms, MOR	New York Giants					
1980	9	224	Greg Bright, MOR	Cincinnati Bengals					
1980	11	301	Eddie Preston, WKU	Houston Oilers					
1982	4	107	George Floyd, EKU	New York Jets					
1982	11	280	Lamont Meacham, WKU	Baltimore Colts					
1983	5	130	Steve Bird, EKU	St. Louis Cardinals					
1983	7	193	James Griffin, MTSU	Cincinnati Bengals					
1983	8	217	Davlin Mullen, WKU	New York Jets					
1983	10	252	Ronald Hopkins, MUR	Baltimore Colts					
1983	12	314	Billy Blaylock, TTU	San Diego Chargers					
1984	5	122	Tron Armstrong, EKU	New York Jets					
1984	5	136	John Goode, YSU	St. Louis Cardinals					
1984	12	312	Paul McFadden, YSU	Philadelphia Eagles					
1985	6	154	Keith Lester, MUR	Cincinnati Bengals					
1986	6	142	Bob Thompson, YSU	New Orleans Saints					
1986	6	162	Don Griffin, MTSU	San Francisco 49ers					
1986	8	219	Joe Mauntel, EKU	Los Angeles Raiders					
1987	12	324	Tony Burse, MTSU	Seattle Seahawks					
1988	1	18	Aaron Jones, EKU	Pittsburgh Steelers					
1988	9	244	Danny Copeland, EKU	Cleveland Browns					
1988	10	252	John Jackson, EKU	Pittsburgh Steelers					
1988	11	279	Frank Pillow, TSU	Tampa Bay Buccaneers					




Wally Chambers, Eastern Kentucky  
1973, No. 8 overall (Chicago)



Phil Simms, Morehead State  
1979, No. 7 overall (N.Y. Giants)



Aaron Jones, Eastern Kentucky  
1988, No. 18 overall (Pittsburgh)



Dominique Rodgers-Cromartie, TSU  
2008, No. 16 overall (Arizona)

## OVC PLAYERS IN THE NFL

The following is a list of former OVC players who have either been drafted or signed free agent contracts with NFL teams. Players are listed by school, along with the name of the team which drafted them or signed them via free agency. Listings are only for years that a team was a member of the OVC. As of July 1, 18 former OVC players are scheduled to be on NFL rosters for the 2011 season.

### AUSTIN PEAY

1956 - Joe Neal Grisham, Baltimore Colts  
 1965 - Tim Chilcutt, Houston Oilers  
 1965 - Tom Dillard, Houston Oilers  
 1965 - Tom Jones, Houston Oilers  
 1971 - Harold Roberts, Philadelphia Eagles  
 1972 - Bonnie Sloan, St. Louis Cardinals  
 1974 - Percy Howard, Dallas Cowboys  
 1981 - Brett Williams, Houston Oilers  
 1983 - Mike Newton, Dallas Cowboys  
 1983 - Charles Tucker, Kansas City Chiefs  
 1985 - Ron Shegog, New England Patriots  
 1987 - Roy Berkemeier, Washington Redskins  
 1996 - Kirk Pointer, Miami Dolphins  
 1996 - Jeff Gooch, Tampa Bay Buccaneers  
 1996 - Michael Swift, San Diego Chargers  
 1996 - Tyrone Shorter, San Diego Chargers

### EASTERN ILLINOIS

1999 - Chris Watson, Denver Broncos  
 2002 - Frank Cutolo, New Orleans Saints  
 2002 - Kourtney Young, Detroit Lions  
**2003 - Tony Romo, Dallas Cowboys**  
 2003 - J.R. Taylor, Green Bay Packers  
 2004 - Nick Eller, Baltimore Ravens  
 2004 - Fred Miller, St. Louis Rams  
 2006 - Kory Lothe, St. Louis Rams  
 2008 - Micah Rucker, Pittsburgh Steelers  
**2009 - Pierre Walters, Kansas City Chiefs**  
**2010 - Otis Hudson, Cincinnati Bengals**  
**2010 - Chris Campbell, Green Bay Packers**

### EASTERN KENTUCKY

1982 - George Floyd, New York Jets  
 1983 - Steve Bird, St. Louis Cardinals  
 1984 - Tron Armstrong, New York Jets  
 1986 - Joe Mauntel, Los Angeles Raiders  
 1986 - Keith Bosley, Cleveland Browns  
 1987 - Dale Dawson, Minnesota Vikings  
 1987 - Byron Ingram, Kansas City Chiefs  
 1988 - Aaron Jones, Pittsburgh Steelers  
 1988 - John Jackson, Pittsburgh Steelers  
 1988 - Danny Copeland, Cleveland Browns  
 1989 - Jessie Small, Philadelphia Eagles  
 1989 - Mike Cadore, New Orleans Saints  
 1989 - Oscar Angulo, Atlanta Falcons  
 1989 - Elroy Harris, Seattle Seahawks  
 1990 - James Campbell, Minnesota Vikings  
 1990 - Robbie Andrews, Detroit Lions  
 1990 - Bernard Rhodes, Pittsburgh Steelers  
 1991 - Myron Guyton, New York Giants  
 1991 - Al Jacevicius, Phoenix Cardinals  
 1992 - Tim Lester, Los Angeles Rams  
 1992 - David Wilkins, San Francisco 49ers  
 1992 - Rick Burkhead, Miami Dolphins  
 1992 - Greg McKee, Houston Oilers  
 1993 - Markus Thomas, Philadelphia Eagles  
 1994 - Chad Bratzke, New York Giants  
 1995 - John Sacca, New York Jets  
 1996 - Jason Dunn, Philadelphia Eagles  
 1996 - Marc Collins, Seattle Seahawks  
 1996 - Dialleo Burks, Philadelphia Eagles  
 1997 - Tony McCombs, Arizona Cardinals  
 1999 - Tyrone Hopson, San Francisco 49ers  
 1999 - Rondel Menendez, Atlanta Falcons  
 1999 - Justin Ernest, New Orleans Saints  
 2001 - Alex Bannister, Seattle Seahawks  
 2001 - Corey Crume, Arizona Cardinals  
 2001 - Maurice Clark, New York Jets  
 2002 - Eric Sims, Atlanta Falcons  
**2003 - Jeremiah Bell, Miami Dolphins**  
 2004 - Larry Turner, St. Louis Rams  
 2004 - Mike Woolridge - Cincinnati Bengals  
**2008 - Antwaun Molden - Houston Texans**  
 2008 - Sean Dumford - Baltimore Ravens  
**2010 - Derek Hardman - Tampa Bay Buccaneers**

### JACKSONVILLE STATE

2004 - Kory Chapman, Baltimore Ravens  
 2006 - Rod Olds, Tennessee Titans  
 2006 - Darren Williams, Miami Dolphins

### MIDDLE TENNESSEE

1957 - Gerry DeLucca, Boston Patriots  
 1957 - Jerry Hurst, Los Angeles Rams  
 1973 - Ray Oldham, Baltimore Colts  
 1983 - James Griffin, Cincinnati Bengals  
 1984 - David Little, Kansas City Chiefs  
 1986 - Bill Cherry, Green Bay Packers  
 1986 - Don Griffin, San Francisco 49ers  
 1987 - Tony Burse, Seattle Seahawks  
 1987 - Dwight Stone, Pittsburgh Steelers  
 1989 - Kenny Tippins, Dallas Cowboys

1991 - Marty Carter, Tampa Bay Buccaneers  
 1992 - Chris Burns, Cincinnati Bengals  
 1992 - Joe Campbell, Los Angeles Rams  
 1993 - Walter Dunson, San Diego Chargers  
 1993 - Steve Dark, San Diego Chargers  
 1993 - Mike Caldwell, Cleveland Browns  
 1993 - Jamie Redmond, New York Jets  
 1995 - Kelly Holcomb, Tampa Bay Buccaneers  
 1998 - Jonathan Quinn, Jacksonville Jaguars  
 1999 - Sulecio Sanford, Chicago Bears

### MOREHEAD STATE

1962 - Ernie DeCourley, San Francisco 49ers  
 1963 - Howard Murphy, Dallas Cowboys  
 1969 - Dave Haverdick, Detroit Lions  
 1974 - Nick Nighswander, Buffalo Bills  
 1975 - Gary Shirk, New York Giants  
 1979 - Phil Simms, New York Giants  
 1980 - Greg Bright, Cincinnati Bengals  
 1987 - Adrian Breen, Cincinnati Bengals  
 1987 - Randy Frazier, Kansas City Chiefs  
 1987 - Billy Poe, Cincinnati Bengals  
 1991 - Darrell Beavers, Philadelphia Eagles  
 1991 - Chris Swartz, Cincinnati Bengals  
 1993 - Tom Svobody, Buffalo Bills

### MURRAY STATE

1939 - Claude McRaven, Cleveland Rams  
 1943 - Pete Gudauskas, Chicago Bears  
 1953 - Gil Mains, Detroit Lions  
 1975 - Don Clayton, New England Patriots  
 1984 - Dan Coleman, Minnesota Vikings  
 1984 - Keith Lester, Cincinnati Bengals  
 1984 - Kurt Marshall, Seattle Seahawks  
 1985 - Lee McCormick, St. Louis Cardinals  
 1987 - Paul Hickert, Cincinnati Bengals  
 1989 - Michael Proctor, New England Patriots  
 1990 - Tim Broady, Seattle Seahawks  
 1990 - Eric Crigler, Cincinnati Bengals  
 1993 - Melvin Aldridge, Houston Oilers  
 1993 - Marcus Perry, New York Jets  
 1996 - Derrick Cullors, Baltimore Ravens  
 1996 - Ramone Okoli, New York Giants  
 1997 - Mike Cherry, New York Giants  
 2003 - Billy Blanchard, Cleveland Browns  
 2003 - Cedric Harden, Tennessee Titans  
 2005 - Jimmy St. Louis, Tennessee Titans  
 2005 - Marcus White, Tennessee Titans  
 2007 - Shane Andrus, Indianapolis Colts  
**2008 - Rod Harper, Green Bay Packers**  
**2010 - Derrick Townsel, Houston Texans**  
**2010 - Austen Lane, Jacksonville Jaguars**

### SAMFORD

2005 - Efreem Hill, Carolina Panthers  
**2006 - Cortland Finnegan, Tennessee Titans**

### SOUTHEAST MISSOURI

1993 - Shawn Corbett, San Diego Chargers  
 1995 - Kelvin Anderson, Seattle Seahawks  
 1996 - Marquis Walker, St. Louis Rams  
 1998 - Angel Rubio, Pittsburgh Steelers  
 2000 - Brian Hinton, Kansas City Chiefs  
 2003 - Willie Ponder, New York Giants  
**2004 - Eugene Amano, Tennessee Titans**  
**2005 - Dan Connolly, Jacksonville Jaguars**  
**2007 - Edgar Jones, Baltimore Ravens**

### TENNESSEE STATE

1987 - Charles Buchanan, Pittsburgh Steelers  
 1987 - Onzy Elam, New York Jets  
 1988 - Frank Pillow, Tampa Bay Buccaneers  
 1990 - Anthony Pleasant, Cleveland Browns  
 1990 - Anthony Shelton, San Francisco 49ers  
 1990 - Tony Stargell, New York Jets  
 1990 - Tyrone Watson, Philadelphia Eagles  
 1991 - Darrell Brooks, Detroit Lions  
 1991 - Marcus Dowdell, New Orleans Saints  
 1991 - Larry Tharpe, Detroit Lions  
 1991 - Bernard Wilson, Detroit Lions  
 1994 - Brent Alexander, Arizona Cardinals  
 1994 - Randy Fuller, Denver Broncos  
 1995 - Cedric Davis, Arizona Cardinals  
 1996 - Darrell Williams, Kansas City Chiefs  
 1996 - Clarence Jones, Jacksonville Jaguars  
 2000 - Michael Thompson, Atlanta Falcons  
 2000 - Avion Black, Buffalo Bills  
 2000 - Corey Sullivan, Buffalo Bills  
 2000 - Leon Murray, Washington Redskins  
 2000 - Antoine McNutt, St. Louis Rams  
 2000 - Bennie Anderson, St. Louis Rams  
 2001 - Ligarius Jennings, Detroit Lions  
 2002 - Eric Joyce, Arizona Cardinals

2002 - KaRon Key, Tennessee Titans  
 2002 - Lawrence Smith, Baltimore Ravens  
 2003 - Steve Farmer, Minnesota Vikings  
 2004 - Scott Cunningham, Tennessee Titans  
 2004 - Deon Giddens, Buffalo Bills  
 2005 - Charles Anthony, Tennessee Titans  
 2006 - Jamar Landrom, Pittsburgh Steelers  
 2007 - Mike Mason, Cleveland Browns  
**2008 - Dominique Rodgers-Cromarite, Arizona**  
 2008 - Shaun Richardson, San Francisco 49ers  
**2008 - Lamar Divens, San Diego Chargers**  
 2009 - Javaris Williams, Kansas City Chiefs  
 2009 - Cecil Newton, Jacksonville Jaguars  
 2009 - Cornelius Lewis, Indianapolis Colts  
**2010 - Anthony Levine, Green Bay Packers**

### TENNESSEE TECH

1952 - Flavious Smith, Los Angeles Rams  
 1964 - Lonnie Warwick, Minnesota Vikings  
 1970 - Larry Schreiber, San Francisco 49ers  
 1971 - John Tanner, San Diego Chargers  
 1973 - Howard Cochran, Philadelphia Eagles  
 1973 - Mike Hennigan, Detroit Lions  
 1973 - Jim Youngblood, Los Angeles Rams  
 1974 - Tom Pemberton, Washington Redskins  
 1975 - Elois Grooms, New Orleans Saints  
 1977 - Murray Cunningham, Seattle Seahawks  
 1978 - Howard Stidham, Green Bay Packers  
 1979 - Craig Rolle, New Orleans Saints  
 1980 - Steve Davis, Seattle Seahawks  
 1983 - Reggie Bazel, Seattle Seahawks  
 1983 - Billy Blaylock, San Diego Chargers  
 1986 - Donald Snyder, Detroit Lions  
 1988 - Kelly Averitt, New York Jets  
 1988 - Bruce Hatfield, New York Jets  
 1988 - Thomas Squires, New Orleans Saints  
 1999 - Corey Chamblin, Baltimore Ravens  
 2000 - Joshua Symonette, Washington Redskins  
 2000 - Branon Vaughn, San Francisco 49ers  
 2001 - Chad Evitts, Pittsburgh Steelers  
 2001 - Troy Grant, San Diego Chargers  
 2001 - Jahi Henley, New Orleans Saints  
 2002 - David Collett, Indianapolis Colts  
 2004 - Beau Fullerton, New York Giants  
 2004 - Derek Lee, New York Jets  
**2005 - Frank Omiyale, Atlanta Falcons**

### UT MARTIN

1996 - Fred Thomas, Seattle Seahawks  
 2010 - Joe Gibbs, St. Louis Rams

### WESTERN KENTUCKY

1953 - Jimmy Feix, New York Giants  
 1964 - Harold Chambers San Francisco 49ers  
 1964 - John Mutchler, Cleveland Browns  
 1965 - Jim Burt, Los Angeles Rams  
 1965 - Pat Counts, Houston Oilers  
 1965 - Dale Lindsey, Cleveland Browns  
 1968 - Roy Bondurant, St. Louis Cardinals  
 1971 - Lawrence Brame, St. Louis Cardinals  
 1971 - Bill Green, Cleveland Browns  
 1974 - Clarence Jackson, New York Jets  
 1974 - Mike McCoy, Houston Oilers  
 1974 - Brad Watson, Washington Redskins  
 1975 - John Bushong, Baltimore Colts  
 1975 - Virgil Livers, Chicago Bears  
 1976 - Rick Caswell, New York Giants  
 1977 - David Carter, Houston Oilers  
 1978 - Biff Madon, Dallas Cowboys  
 1979 - Darryl Drake, Washington Redskins  
 1979 - Tony Towns, Houston Oilers  
 1980 - Eddie Preston, Houston Oilers  
 1981 - Ray Farmer, St. Louis Cardinals  
 1981 - Ricky Gwynn, Dallas Cowboys  
 1981 - Phil Rich, Dallas Cowboys  
 1981 - Pete Walters, Atlanta Falcons  
 1982 - Donnie Evans, Seattle Seahawks  
 1982 - Lamont Meacham, Baltimore Colts  
 1982 - Troy Snardon, Detroit Lions  
 2000 - Rod Smart, San Diego Chargers  
 2000 - Ben Wittman, Baltimore Ravens

### YOUNGSTOWN STATE

1984 - John Goode, St. Louis Cardinals  
 1984 - Paul McFadden, Philadelphia Eagles  
 1985 - Frank Pokorny, Pittsburgh Steelers

*Bold Indicates Players on NFL Rosters as of July 1, 2011*


**CURRENT OVC ALUMNI IN THE NFL**



Eugene Amano (Southeast Missouri)  
Tennessee Titans



Yeremiah Bell (Eastern Kentucky)  
Miami Dolphins



Chris Campbell (Eastern Illinois)  
Green Bay Packers



Dan Connolly (Southeast Missouri)  
New England Patriots



Lamar Divens (Tennessee State)  
Baltimore Ravens



Cortland Finnegan (Samford)  
Tennessee Titans



Derek Hardman (Eastern Kentucky)  
Tampa Bay Buccaneers



Rod Harper (Murray State)  
Philadelphia Eagles



Otis Hudson (Eastern Illinois)  
Cincinnati Bengals



Edgar Jones (Southeast Missouri)  
Washington Redskins



Austen Lane (Murray State)  
Jacksonville Jaguars



Antwaun Molden (Eastern Kentucky)  
Houston Texans



Anthony Levine (Tennessee State)  
Green Bay Packers



Frank Omiyale (Tennessee Tech)  
Chicago Bears



Tony Romo (Eastern Illinois)  
Dallas Cowboys



Dominique Rodgers-Cromartie (TSU)  
Arizona Cardinals



Derrick Townsel (Murray State)  
Houston Texans




Pierre Walters (Eastern Illinois)  
Kansas City Chiefs



Sean Payton (Eastern Illinois)  
New Orleans Saints  
Head Coach



Jerry Reese (UT Martin)  
New York Giants  
General Manager



Mike Shanahan (Eastern Illinois)  
Washington Redskins  
Head Coach



2011 NCAA Division I

# Football Championship

First Round

Saturday, November 26

Second Round

Saturday, December 3

Quarterfinals

Friday, December 9 or  
Saturday, December 10

Semifinals

Friday, December 16 or  
Saturday, December 17

Final

Fri., January 6 or Sat., January 7  
Pizza Hut Park - Frisco, Texas



# OVCSPORTS.TV

THE OFFICIAL BROADBAND VIDEO CHANNEL OF THE OHIO VALLEY CONFERENCE

**YOUR ONLINE DESTINATION FOR EXCLUSIVE  
LIVE & ON-DEMAND STREAMING VIDEO & AUDIO  
STRAIGHT TO YOUR COMPUTER**

OVCsports.tv member benefits include:

- OVC Football games LIVE on your computer
- OVC Men's and Women's Basketball games LIVE on your computer
- OVC events such as Football and Basketball Media Days
- Coaches shows, press conferences, on-demand features and highlight packages
- Other LIVE events, including select Volleyball, Soccer and Baseball games, and Conference Championships





# DIRECTORY OF OVC MEDIA RELATIONS DIRECTORS

---



## AUSTIN PEAY

---

APSU Athletics  
PO Box 4515  
Clarksville, TN 37044  
www.LetsGoPeay.com

**Football Contact**  
Brad Kirtley  
Sports Information Director  
kirtleyb@apsu.edu

**Office:** (931) 221-7561  
**Cell:** (931) 624-2904  
**Fax:** (931) 221-7562  
**Press Box:** (931) 221-7191



## EASTERN ILLINOIS

---

EIU Department of Athletics  
Lantz Arena  
Charleston, IL 61920  
www.EIUpanthers.com

**Football Contact**  
Rich Moser  
Assoc. A.D./Media & Public Relations  
rlmoser@eiu.edu

**Office:** (217) 581-7480  
**Cell:** (217) 508-8317  
**Fax:** (217) 581-6434  
**Press Box:** (217) 581-7770



## EASTERN KENTUCKY

---

521 Lancaster Avenue  
115 Alumni Coliseum  
Richmond, KY 40475  
www.EKUSports.com

**Football Contact**  
Michael Clark  
Director of Athletic Public Relations  
michael.clark@eku.edu

**Office:** (859) 622-6170  
**Cell:** (859) 358-8360  
**Fax:** (859) 622-5108  
**Press Box:** (859) 622-2226



## JACKSONVILLE STATE

---

JSU Department of Athletics  
700 Pelham Road North  
Jacksonville, AL 36265  
www.JSUGamecockSports.com

**Football Contact**  
Greg Seitz  
Asst. A.D./Media Relations  
gseitz@jsu.edu

**Office:** (256) 782-5279  
**Cell:** (256) 453-3377  
**Fax:** (256) 782-5958  
**Press Box:** (256) 782-5585/5586



## MURRAY STATE

---

Murray State Dept. of Athletics  
217 Roy Stewart Stadium  
Murray, KY 42071  
www.GoRacers.com

**Football Contact**  
John Brush  
Media Relations Assistant  
john.brush@murraystate.edu

**Office:** (270) 809-7044  
**Cell:** (270) 293-0590  
**Fax:** (270) 809-6814  
**Press Box:** (270) 809-6811



## SOUTHEAST MISSOURI

---

Southeast Missouri State Athletics  
One University Plaza, MS 0200  
Cape Girardeau, MO 63701  
www.GoSoutheast.com

**Football Contact**  
Jeff Honza  
Sports Information Director  
jhonza@semo.edu

**Office:** (573) 651-2933  
**Cell:** (618) 528-1145  
**Fax:** (573) 651-2810  
**Press Box:** (573) 651-2191



## TENNESSEE STATE

---

Tennessee State University Athletics  
3500 John Merritt Boulevard  
Nashville, TN 37209  
www.TSUTigers.com

**Football Contact**  
Wallace Dooley, Jr.  
Assoc. A.D./Media Relations  
wdooley@tnstate.edu

**Office:** (615) 963-5674  
**Cell:** (615) 566-5026  
**Fax:** (615) 963-7589  
**Press Box:** (615) 565-4450



## TENNESSEE TECH

---

Tennessee Technological University  
Box 5057  
Cookeville, TN 38505  
www.TTUSports.com

**Football Contact**  
Rob Schabert  
Asst. A.D./Sports Info & Broadcasting  
rschabert@tntech.edu

**Office:** (931) 372-3088  
**Cell:** (931) 267-1065  
**Fax:** (931) 372-6139  
**Press Box:** (931) 372-6030/6031



## UT MARTIN

---

Department of Athletics  
40 Skyhawk Fieldhouse  
Martin, TN 38238  
www.UTMSports.com

**Football Contact**  
Joe Lofaro  
Sports Information Director  
jlofaro@utm.edu

**Office:** (731) 881-7632  
**Cell:** (731) 514-2905  
**Fax:** (731) 881-7624  
**Press Box:** (731) 881-7694/7632



## OHIO VALLEY CONFERENCE

---

215 Centerview Drive, Suite 115  
Brentwood, TN 37027  
OVCSports.com










**Football Contact**  
Kyle Schwartz  
Asst. Commissioner/Media Relations  
kschwartz@ovc.org

**Office:** (615) 371-1698, Ext. 6685  
**Direct:** (615) 690-6685  
**Cell:** (615) 775-1937  
**Fax:** (615) 371-1788



# 2011 OHIO VALLEY CONFERENCE FOOTBALL SCHEDULE



	Sept. 3	Sept. 10	Sept. 17	Sept. 24	Oct. 1	Oct. 8	Oct. 15	Oct. 22	Oct. 29	Nov. 5	Nov. 12	Nov. 19
 <b>AUSTIN PEAY</b>	@Cincinnati 6:00 p.m.		@Memphis 6:00 p.m.	<b>Eastern Kentucky*</b> 6:00 p.m. (OVCSports.TV)	<b>Tennessee State*</b> 6:00 p.m. (OVCSports.TV)	@UT Martin* 2:00 p.m. (OVCSports.TV)	<b>Jacksonville State*</b> 6:00 p.m. (OVCSports.TV)	@Southeast Missouri* 1:00 p.m. (OVCSports.TV)	<b>Eastern Illinois*</b> 4:00 p.m. (HC) (OVCSports.TV)	<b>Central State</b> 1:00 p.m. (OVCSports.TV)	@Murray State* 1:00 p.m. (OVCSports.TV)	@Tennessee Tech* 1:30 p.m. (OVCSports.TV)
 <b>EASTERN ILLINOIS</b>	Illinois State 6:30 p.m. (Sept. 1) (CSN Chicago)	@Northwestern 2:30 p.m. (BTN)	<b>Tennessee Tech*</b> 6:30 p.m. (OVCSports.TV)	@Jacksonville State* 6:00 p.m. (OVCSports.TV)	@Southeast Missouri* 6:00 p.m. (OVCSports.TV)	<b>Eastern Kentucky*</b> 1:30 p.m. (OVCSports.TV)	@Murray State* 3:00 p.m. (OVCSports.TV)	<b>UT Martin*</b> 1:30 p.m. (HC) (OVCSports.TV)	@Austin Peay* 4:00 p.m. (OVCSports.TV)	<b>Tennessee State*</b> 1:30 p.m. (OVCSports.TV)	@Southern Illinois 2:00 p.m.	
 <b>EASTERN KENTUCKY</b>	@Kansas State 6:00 p.m.	<b>Missouri State</b> 5:00 p.m. (OVCSports.TV)	<b>Chattanooga</b> 5:00 p.m. (OVCSports.TV)	@Austin Peay* 6:00 p.m. (OVCSports.TV)		@Eastern Illinois* 1:30 p.m. (OVCSports.TV)	<b>Southeast Missouri*</b> 2:00 p.m. (OVCSports.TV)	<b>Tennessee State*</b> 2:00 p.m. (HC) (OVCSports.TV)	@Murray State* 1:00 p.m. (OVCSports.TV)	@Jacksonville State* 3:00 p.m. (OVCSports.TV)	<b>Tennessee Tech*</b> 12:00 p.m. (OVCSports.TV)	<b>UT Martin*</b> 12:00 p.m. (OVCSports.TV)
 <b>JACKSONVILLE STATE</b>	<b>UT Martin*</b> 6:00 p.m. (Sept. 1) (OVCSports.TV)	@Chattanooga 5:00 p.m.	<b>Georgia State</b> 2:30 p.m. (CSS)	<b>Eastern Illinois*</b> 6:00 p.m. (OVCSports.TV)	@Murray State* 6:00 p.m. (OVCSports.TV)		@Austin Peay* 6:00 p.m. (OVCSports.TV)	@Kentucky TBA	<b>Tennessee Tech*</b> 3:00 p.m. (HC) (OVCSports.TV)	<b>Eastern Kentucky*</b> 3:00 p.m. (OVCSports.TV)	@Southeast Missouri* 1:00 p.m. (OVCSports.TV)	@Tennessee State* 2:00 p.m. (OVCSports.TV)
 <b>MURRAY STATE</b>	@Louisville 6:00 p.m. (Sept. 1) (ESPNU)	@Mississippi Valley State 4:00 p.m.	<b>Tennessee State*</b> 6:00 p.m. (OVCSports.TV)	@UT Martin* 6:00 p.m. (Sept. 22) (OVCSports.TV)	<b>Jacksonville State*</b> 6:00 p.m. (OVCSports.TV)	@Georgia State 12:00 p.m.	<b>Eastern Illinois*</b> 3:00 p.m. (HC) (OVCSports.TV)		<b>Eastern Kentucky*</b> 1:00 p.m. (OVCSports.TV)	@Tennessee Tech* 1:30 p.m. (OVCSports.TV)	<b>Austin Peay*</b> 1:00 p.m. (OVCSports.TV)	@Southeast Missouri* 1:00 p.m. (OVCSports.TV)
 <b>SOUTHEAST MISSOURI</b>	<b>Southern Illinois</b> 6:00 p.m. (OVCSports.TV)		@Purdue 11:00 a.m. (BTN)	@Tennessee Tech* 7:00 p.m. (OVCSports.TV)	<b>Eastern Illinois*</b> 6:00 p.m. (OVCSports.TV)	@Tennessee State* 6:00 p.m. (OVCSports.TV)	@Eastern Kentucky* 5:00 p.m. (OVCSports.TV)	<b>Austin Peay*</b> 1:00 p.m. (HC) (OVCSports.TV)	@UT Martin* TBA (OVCSports.TV)	<b>Central Methodist</b> 1:00 p.m. (OVCSports.TV)	<b>Jacksonville State*</b> 1:00 p.m. (OVCSports.TV)	<b>Murray State*</b> 1:00 p.m. (OVCSports.TV)
 <b>TENNESSEE STATE</b>	<b>Southern Illinois</b> 6:00 p.m. (OVCSports.TV)	Jackson State 6:00 p.m. (in Memphis)	@Murray State* 6:00 p.m. (OVCSports.TV)	@Air Force 2:00 p.m. (The Mtn.)	@Austin Peay* 6:00 p.m. (OVCSports.TV)	<b>Southeast Missouri*</b> 6:00 p.m. (OVCSports.TV)	@Tennessee Tech* 7:00 p.m. (OVCSports.TV)	@Eastern Kentucky* 2:00 p.m. (OVCSports.TV)		@Eastern Illinois* 1:30 p.m. (OVCSports.TV)	<b>UT Martin*</b> 5:00 p.m. (HC) (OVCSports.TV)	<b>Jacksonville State*</b> 2:00 p.m. (OVCSports.TV)
 <b>TENNESSEE TECH</b>	@Iowa 11:00 a.m. (BTN)	<b>Maryville</b> 7:00 p.m. (Sept. 8) (OVCSports.TV)	@Eastern Illinois* 6:30 p.m. (OVCSports.TV)	<b>Southeast Missouri*</b> 7:00 p.m. (OVCSports.TV)	@UT Martin* TBA (OVCSports.TV)		<b>Tennessee State*</b> 7:00 p.m. (OVCSports.TV)		@Jacksonville State* 3:00 p.m. (OVCSports.TV)	<b>Murray State*</b> 1:30 p.m. (HC) (OVCSports.TV)	@Eastern Kentucky* 12:00 p.m. (OVCSports.TV)	<b>Austin Peay*</b> 1:30 p.m. (OVCSports.TV)
 <b>UT MARTIN</b>	@Jacksonville State* 6:00 p.m. (Sept. 1) (OVCSports.TV)		<b>Union College</b> 6:00 p.m. (Sept. 15) (OVCSports.TV)	<b>Murray State*</b> 6:00 p.m. (Sept. 22) (OVCSports.TV)	<b>Tennessee Tech*</b> TBA (OVCSports.TV)	<b>Austin Peay*</b> 2:00 p.m. (HC) (OVCSports.TV)	@South Alabama 4:00 p.m.	@Eastern Illinois* 1:30 p.m. (OVCSports.TV)	<b>Southeast Missouri*</b> TBA (OVCSports.TV)	@Mississippi State TBA	@Tennessee State* 5:00 p.m. (OVCSports.TV)	@Eastern Kentucky* 12:00 p.m. (OVCSports.TV)

\* - Denotes OVC Game; HC - Denotes Homecoming Game; Home Games in **Bold**; All Times Are Central and Subject to Change