

MEDIA INFO & FAST FACTS

Race Week Media Schedule..... 2

Qualifying Standards, London 2012 Olympic Games..... 5

U.S. Olympic Trials Marathon Prize Money.....6

U.S. Olympic Trials Marathon Qualifiers By the Numbers7

U.S. Men’s Olympic Trials Marathon Fast Facts9

U.S. Women’s Olympic Trials Marathon Fast Facts..... 11



Race Week Media Schedule

Race Week Press Headquarters

George R. Brown Convention Center (GRB)
 Hall D, Third Floor
 1001 Avenida de las Americas, Downtown Houston, 77010
 Phone: 713-853-8407 (during hours of operation only Jan. 11-15)
 Email: media@houstonmarathon.com
 Twitter: @HMCPressCenter
 Join the Conversation: #Houston2012

Media Events Schedule

Wednesday, January 11

1:00 p.m. – 5:00 p.m.

Press Headquarters Hours of Operation

Room 332, General Assembly

Media Accreditation Center Hours of Operation

Room 330A

Thursday, January 12

9:00 a.m. – 5:00 p.m.

Press Headquarters Hours of Operation

Room 332, General Assembly

Media Accreditation Center Hours of Operation

Room 330A

11:00 a.m.

Press Conference/Round Table Interviews – U.S. Olympic Marathoners

General Assembly

Featuring athletes:

Ryan Hall

Deena Kastor

Following

Luncheon

General Assembly

1:00 p.m.

Session 1 – Round Table Interviews - Men & Women Contenders

General Assembly

Featuring athletes:

Nick Arciniaga

Brett Gotcher

Magdalena Lewy Boulet

Blake Russell

Stephanie Rothstein

Race Week Media Schedule (continued)

2:00 p.m.

**Session 2 – Round Table Interviews -
Men & Women Contenders**

General Assembly

Featuring athletes:

Jason Hartmann	Shalane Flanagan
Matthew Gabrielson	Kara Goucher
Jason Lehmkuhle	Janet Cherobon-Bawcom

3:00 p.m.

**Session 3 – Round Table Interviews -
Men & Women Contenders**

General Assembly

Featuring athletes:

Mo Trafef	Desiree Davila
Jeffrey Eggleston	Amy Hastings
Clara Grandt	Katie McGregor
Tera Moody	

Friday, January 13

9:00 a.m. – 5:00 p.m.

Press Headquarters Hours of Operation

Room 332, General Assembly

Media Accreditation Center Hours of Operation

Room 330A

10:00 a.m.

Press Conference/Round Table Interviews

General Assembly

Featuring:

Frank Shorter
Bill Rodgers
Joan Benoit Samuelson

11:00 a.m.

**Press Conference/Round Table Interviews –
Human Interest Stories**

General Assembly

Featuring athletes:

Caroline White	Brian Olinger
Max King	Linda Somers Smith
Colleen de Reuck	

12:30 p.m.

Luncheon

General Assembly

Race Week Media Schedule (continued)

Saturday, January 14

6:00 a.m. – 4:00 p.m.

Press Headquarters Hours of Operation
Room 332, General Assembly

Official U.S. Olympic Trials Marathon Start Times:

Men and women qualifiers will start and finish in front of the GRB on Avenida de las Americas.

8:00 a.m.

Men Qualifiers

8:15 a.m. (approximate)

Women Qualifiers

10:45 a.m. (approximate)

Team USA Press Conference
General Assembly

Featuring the top three men and women athletes who will represent the United States in the marathon at the 2012 Olympic Games in London.

Following

Media Availability with USATF and HMC Representatives
General Assembly

Qualifying Standards, London 2012 Olympic Games

2012 U.S. Olympic Trials Marathon Qualifying Standards

To be eligible to compete in the 2012 U.S. Olympic Trials Marathon, runners were required to meet the following qualifying standards between January 1, 2009 and December 11, 2011, or at the 2008 USA Men's Marathon Championship (2008 Medtronic Twin Cities Marathon, October 5, 2008). Runners were able to qualify for the Trials in one of three races: marathon, half-marathon or 10,000M.

There are 158 men qualifiers and 223 women qualifiers.

Men

"A" Standard

Marathon - 2:19:00 and under
 Half Marathon - 1:05:00 and under
 10,000M - 28:30 and under

Automatic Entry

Any competitor who places in the top 10 at the 2008/2009/2010 USA Marathon Championships with a time of 2:22:00 or better.

Any past U.S. Men's Olympic Marathon Team member.

Women

"A" Standard

Marathon - 2:39:00 and under

"B" Standard

Marathon - 2:39:01-2:46:00
 Half-marathon - 1:15:00 and under
 10,000M - 33:00 and under

Automatic Entry

Any past U.S. Women's Olympic Marathon Team member.

London 2012 Olympic Games Info

The top three men and women will represent Team USA in the Marathon at the London 2012 Olympic Games. The marathon event will take place on the streets of Central London, finishing at The Mall.

Women's Marathon

August 5, 2012

The Mall
 11:00 – 14:00

Men's Marathon

August 12, 2012

The Mall
 11:00 – 14:00

For additional about the London 2012 Olympic Games, visit London2012.com.

U.S. Olympic Trials Marathon Prize Money

The men's and women's prize structure is as follows:

<u>Place</u>	<u>Prize Money</u>
1	\$50,000
2	\$40,000
3	\$30,000
4	\$20,000
5	\$15,000
6	\$10,000
7	\$8,000
8	\$7,000
9	\$6,000
10	\$4,000
Total	\$190,000

U.S. Olympic Marathon Team Bonuses

(Olympic Marathon participation required)

<u>Place</u>	<u>Prize Money</u>
1	\$20,000
2	\$20,000
3	\$20,000
Total	\$60,000

USA Track & Field Prize Money

USA Track & Field will award championship funds to the first- through fifth-place finishers as follows:

<u>Place</u>	<u>Prize Money</u>
1	\$4,000
2	\$3,000
3	\$2,000
4	\$1,000
5	\$500
Total	\$10,500

U.S. Olympic Trials Marathon Qualifiers By the Numbers

MEN'S QUALIFIERS

Individuals = 158

Qualifying standards achieved = 344

"A" Standard = 158

Time standard = 2:19:00 (A); no (B)

Also "A": half-marathon = 1:05:00 and 10,000m (track) = 28:30.00

WOMEN'S QUALIFIERS

Individuals = 223

Qualifying Standards achieved = 411

"A" Standard = 45

"B" Standard = 178

Time standard = 2:39:00 (A); 2:46:00 (B)

Also "B": half-marathon = 1:15:00 and 10,000m (track) = 33:00.00

AVERAGE AGE OF ENTERED QUALIFIERS

Men = 28.4

Women = 31.5

OLDEST QUALIFIER ENTERED (age on January 14, 2012)

Mbarak Hussein, 46, Albuquerque, NM (born April 4, 1965)

Linda Somers Smith, 50, Arroyo Grande, CA (born May 7, 1961)

YOUNGEST QUALIFIER ENTERED (age on January 14, 2012)

Craig Curley, 23, Tucson, AZ (born July 1, 1988)

Amanda Marino, 22, Jackson, NJ (born October 19, 1989)

MASTERS (40 AND OLDER) QUALIFIERS ENTERED

Men = 1

Women = 21

STATE SUMMARY

The 2012 U.S. Olympic Trials Marathon qualifiers live or train in 41 states plus Washington, DC. The Trials male qualifiers can be found in 33 states plus Washington, DC, and the Trials female qualifiers in 40 states.

There were nine states without Trials qualifiers: Alabama, Alaska, Hawaii, Louisiana, Mississippi, Nevada, South Carolina, South Dakota and Wyoming.

States with the most qualifiers (>20):

California = 64, men (30), women (34)

U.S. Olympic Trials Marathon Qualifiers

By the Numbers (continued)

Colorado = 41, men (19), women (22)

Michigan = 27, men (15), women (12)

Oregon = 27, men (13), women (14)

Arizona = 25, men (13), women (12)

FOREIGN BORN QUALIFIERS

Men (12)

Abdi Abdirahman, Somalia

Fasil Bizuneh, Germany

Joseph Chirlee, Kenya

Meb Keflezighi, Eritrea

Celedonio Rodriguez, Mexico

Mike Sayenko, Ukraine

Bolota Asmerom, Eritrea

Robert Cheseret, Kenya

Mbarak Hussein, Kenya

Miguel Nuci, Mexico

Simon Sawe, Kenya

Mo Trafteh, Morocco

Women (10)

Mary Akor, Nigeria

Colleen De Reuck, South Africa

Zoila Gomez, Mexico

Adriana Nelson, Romania

Linda Somers Smith, Germany

Janet Cherobon-Bawcom, Kenya

Sopagna Eap, Thailand

Magdalena Lewy Boulet, Poland

Kim Pawelek, Vietnam

YiOu Wang, China

FAMILY AFFAIR QUALIFIERS

Husband and Wife (3)

Adam and Kara Goucher

Chad Johnson and Melissa Johnson-White

Jason Lehmkuhle and Kristen Nicolini Lehmkuhle

Brothers (1)

Brothers Josh and Jason Ordway and Josh's his ex-wife, Becki Michael, also qualified for the 2012 Olympic Trials.

Twins (3)

Drew and Kyle Shackleton

Kara and Tara Storage

Edwardo and Jorge Torres

SOURCE: USA Track & Field, Running USA and MarathonGuide.com

U.S. Men's Olympic Trials Marathon Fast Facts

MOST U.S. OLYMPIC TRIALS MARATHON QUALIFIED (4)

Name	Age	Residence
Clint Verran	36	Lake Orion, MI
Josh Cox	36	Mammoth Lakes, CA

13 OLYMPIANS (all events)

Name	Year
Abdi Abdirahman	2000, 2004, 2008
Bolota Asmerom	2000 – ERI
Dan Browne	2004 – two events
Ian Dobson	2008
Anthony Famiglietti	2004, 2008
Adam Goucher	2000
Ryan Hall	2008
Meb Keflezighi	2000, 2004
Dathan Ritzenhein	2004, 2008
Galen Rupp	2008
Brian Sell	2008
Matt Tegenkamp	2008
Jorge Torres	2008

5 OLYMPIANS (marathon)

Name	Year
Dan Browne	2004
Ryan Hall	2008
Meb Keflezighi	2004 – silver medal
Dathan Ritzenhein	2008
Brian Sell	2008

4 CURRENT U.S. RECORD HOLDERS

Name	Event	Time
Fernando Cabada	25 km	1:14:21
Ryan Hall	Half-marathon	59:43
	30 km	1:28:38
Dathan Ritzenhein	20 km	56:48
Galen Rupp	5,000m indoors	13:11.44
	10,000m	26:48.00
Matt Tegenkamp	2 mile	8:07.07 – unofficial

6 USA MARATHON CHAMPIONS (7 titles)

Name	Year
Dan Browne	2002
Mbarak Hussein	2005, 2006
Ryan Hall	2007
Fernando Cabada	2008
Meb Keflezighi	2009
Sergio Reyes	2010

MOST USA TITLES

Name	No. of Titles
Meb Keflezighi	20 (14 road, 3 track, 3 cross country)
Dan Browne	17 (14 road, 2 track, 1 cross country)
Abdi Abdirahman	13 (9 road, 4 track)
Adam Goucher	9 (1 road, 2 track, 2 indoor, 4 cross country)
Max King	7 (6 trail, 1 mountain)
Michael Wardian	7 (7 ultra road)

U.S. Men's Olympic Trials Marathon Fast Facts

(continued)

31 PAST USA CHAMPIONS (130 combined national titles)

Name	No. of Titles
Meb Keflezighi	20
Dan Browne	17
Abdi Abdirahman	13
Adam Goucher	9
Max King	7 each
Michael Wardian	
Anthony Famiglietti	6
Ryan Hall	5
Dathan Ritzenhein	4 each
Brian Sell	
Matt Tegenkamp	
Mo Trafeh	
Fernando Cabada	3 each
Galen Rupp	
Jorge Torres	
Andrew Carlson	2 titles each
James Carney	
Mbarak Hussein	
Bobby Mack	
Ben True	
Fasil Bizuneh	1 each
Robert Chesperet	
Ian Dobson	
Brett Gotcher	
Chad Johnson	
Ed Moran	
Sean Quigley	
Sergio Reyes	
Chris Siemers	
Brent Vaughn	
Antonio Vega	

SOURCE: USA Track & Field and Running USA

U.S. Women's Olympic Trials Marathon Fast Facts

MOST OLYMPIC MARATHON TRIALS QUALIFIED (a record 7)

Linda Somers Smith, 50, Arroyo Grande, CA

9 OLYMPIANS (all events)

Name	Year
Amy Begley	2008
Colleen De Reuck	1992, 1996, 2000, 2004
Shalane Flanagan	2004, 2008 – two events
Kara Goucher	2008 – two events
Deena Kastor	2000, 2004, 2008
Magdalena Lewy Boulet	2008
Jen Rhines	2000, 2004, 2008
Blake Russell	2008
Linda Somers Smith	1996

6 OLYMPIANS (marathon)

Name	Year
Colleen De Reuck	1996, 2000, 2004
Deena Kastor	2004, 2008 – bronze medal 2004
Magdalena Lewy Boulet	2008
Jen Rhines	2004
Blake Russell	2008
Linda Somers Smith	1996

4 CURRENT U.S. RECORD HOLDERS

Name	Event	Time
Colleen De Reuck	U.S. All-Comers 10 mile	51:16
	20 km	1:05:11
Shalane Flanagan	3,000m indoors	8:33.25
	5,000m indoors	14:47.62
	10,000m	30:22.22
Molly Huddle	5,000m	14:44.76
Deena Kastor	5 km	14:54
	8 km	24:36
	12 km	38:24
	15 km	47:15
	10 mile	51:31
	20 km	1:04:07
	Half-marathon	1:07:34
	30 km	1:39:08
Marathon	2:19:36	

6 USA MARATHON CHAMPIONS (9 titles)

Name	Year
Linda Somers	1993, 1994
Kim Pawelek	1999
Deena Kastor	2001, 2007, 2008
Colleen De Reuck	2004
Ilsa Paulson	2009
Shalane Flanagan	2010

U.S. Women's Olympic Trials Marathon Fast Facts

(continued)

MOST USA TITLES

Name	No. of Titles
Deena Kastor (nee Drossin)	25 (5 track, 12 road, 8 cross country)
Shalane Flanagan	14 (4 track, 4 road, 1 indoor, 5 cross country)
Colleen De Reuck	10 (8 road, 2 cross country)
Molly Huddle	7 (6 road, 1 track)
Katie McGregor	7 (6 road, 1 track)

27 PAST USA CHAMPIONS (108 combined national titles)

Name	No. of Titles
Deena Kastor (nee Drossin)	25
Shalane Flanagan	14
Colleen De Reuck	10
Molly Huddle	7
Katie McGregor	7
Amy Begley	6
Jen Rhines	5
Janet Cherobon-Bawcom	3 each
Kara Goucher	
Blake Russell	
Kami Semick	
Meghan Arbogast	2 each
Devon Crosby-Helms	
Lauren Fleshman	
Magdalena Lewy Boulet	
Chris Lundy	
Linda Somers Smith	
Kasie Enman	1 each
Esther Erb	
Lisa Koll	
Megan Lund-Lizotte	
Renee Metivier Baillie	
Ilsa Paulson	
Kim Pawelek	
Emily Potter	
Molly Pritz	
Jodie Robertson	

SOURCE: USA Track & Field and Running USA

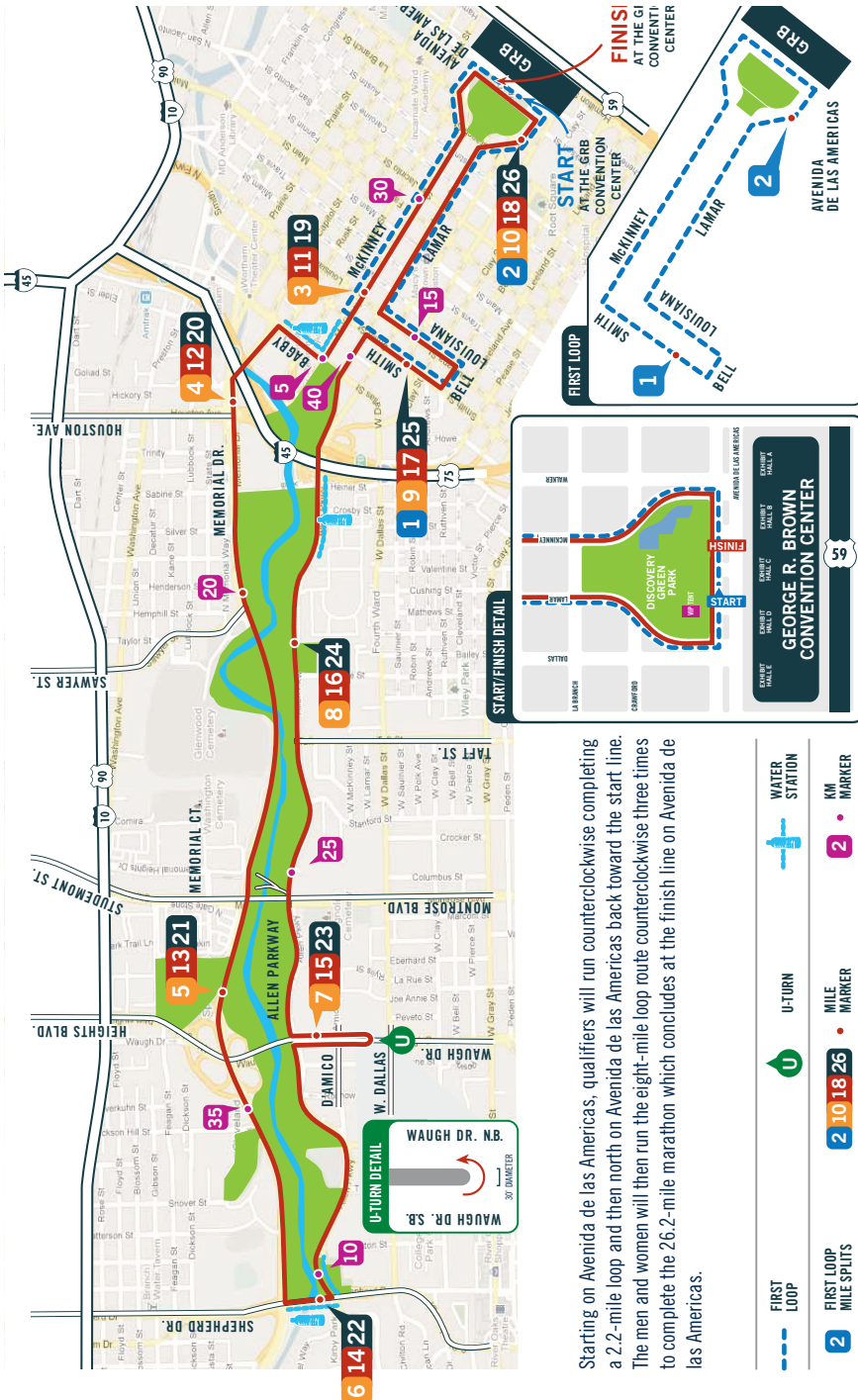
COURSE INFORMATION

Course Map 14
Pace Chart 15



Course Map

Saturday, January 14, 2012, 8:00 A.M.



Starting on Avenida de las Americas, qualifiers will run counterclockwise completing a 2.2-mile loop and then north on Avenida de las Americas back toward the start line. The men and women will then run the eight-mile loop route counterclockwise three times to complete the 26.2-mile marathon which concludes at the finish line on Avenida de las Americas.

- FIRST LOOP
- U-TURN
- WATER STATION
- MILE MARKER
- KM MARKER

Runner Pace Chart

Mile Pace	5 Miles	10 Miles	Half (13.1Mi)	15 Miles	20 Miles	Marathon (26.2)
4:45	23:45	47:30	1:02:16	1:11:15	1:35:00	2:04:33
4:50	24:10	48:20	1:03:52	1:12:30	1:36:40	2:07:44
5:00	25:00	50:00	1:05:33	1:15:00	1:40:00	2:11:06
5:10	25:50	51:40	1:07:44	1:17:30	1:43:20	2:15:28
5:15	26:15	52:30	1:08:50	1:18:45	1:45:00	2:17:40
5:20	26:40	53:20	1:09:55	1:20:00	1:46:50	2:19:50
5:30	27:30	55:00	1:12:08	1:22:30	1:50:00	2:24:12
5:40	28:20	56:40	1:14:10	1:25:00	1:53:20	2:28:20
5:45	28:45	57:30	1:15:23	1:26:15	1:55:00	2:30:46
5:50	29:10	58:20	1:16:28	1:27:30	1:56:40	2:32:56
6:00	30:00	1:00:00	1:18:39	1:30:00	2:00:00	2:37:19
6:10	30:50	1:01:40	1:20:50	1:32:30	2:03:20	2:41:41
6:15	31:15	1:02:30	1:21:56	1:33:45	2:05:00	2:43:53
6:20	31:40	1:03:20	1:23:01	1:35:00	2:06:40	2:46:03
6:30	32:30	1:05:00	1:25:13	1:37:30	2:10:00	2:50:25
6:40	33:20	1:06:40	1:27:23	1:40:00	2:13:20	2:54:47
6:45	33:45	1:07:30	1:28:29	1:41:15	2:15:00	2:56:59
6:50	34:10	1:08:20	1:29:34	1:42:30	2:16:40	2:59:09
7:00	35:00	1:10:00	1:31:46	1:45:00	2:20:00	3:03:33
7:10	35:50	1:11:40	1:33:57	1:47:30	2:23:20	3:07:55
7:15	36:15	1:12:30	1:35:03	1:48:45	2:25:00	3:10:06
7:20	36:40	1:13:20	1:36:08	1:50:00	2:26:40	3:12:17
7:30	37:30	1:15:00	1:38:19	1:52:30	2:30:00	3:16:39

MEN QUALIFIERS

Ryan Hall	18
Meb Keflezighi.....	19
Dathan Ritzenhein.....	20
Brett Gotcher	21
Jason Hartmann	22
Nick Arciniaga	23
Jason Lehmkuhle.....	24
Jeffery Eggleston	25
Matt Gabrielson	26
Mohamed Trafeh.....	27
Brent Vaughn	28
Patrick Smyth.....	29

For a complete list of qualifiers, visit Houston2012Media.com



Ryan Hall

Residence: Flagstaff, AZ
 Hometown: Big Bear, CA
 Age on race day: 29

Best Qualifying Performance: 2:04:58, Boston, 2011
PRs: Half Marathon, 59:43 (2007, U.S. Record); Marathon, 2:04:58 (2011)
Olympic Trials Marathon History: 1st – 2008 (2:09:02), event record



Career Highlights:

2008 Olympic Trials - Men's Marathon Champion
 10th – 2008 Olympic Marathon (2:12:33)
 2007 USA Half Marathon Champion
 2006 USA Cross Country and 20 km Champion
 2010 USA 7 Mile Champion
 U.S. Record, half-marathon (59:43)
 Fastest marathon ever run by an American (4th, Boston 2011, 2:04:58)

2011

2nd – USA Half Marathon Championships (Houston Aramco, 1:02:20)
 5th – Bank of America Chicago Marathon (2:08:04)

2010

4th – Boston Marathon (2:08:41)

2009

2nd – USA Men's Marathon Championships (ING New York City Marathon), 4th overall (2:10:36)
 3rd – Boston Marathon (2:09:40)

Of Note:

Hall's time of 2:09:02 in winning the 2008 Trials set an event record ... His 2:04:58 at Boston 2011 does not count as a U.S. Record because of the point-to-point and net-downhill nature of the historic course ... 2:08:24 in the 2007 Flora London Marathon was the fastest-ever debut marathon for an American man by 1:16 ... Owns the three fastest marathon qualifying times for these Trials ... Has been self-coached since the autumn of 2010 ... Married Stanford University girlfriend Sara (Bei) Hall, a national class runner and 2011 Pan Am Games steeplechase gold medalist; the Halls are active with charitable groups such as The Hall Steps Foundation and Team World Vision.
 Twitter: @RyanHall3

Meb Keflezighi

Residence: Mammoth Lakes, CA
 Hometown: Asmara, Eritrea
 Age on race day: 36

Best Qualifying Performance: 2:09:13, New York, 2011
PRs: Half-Marathon, 1:01:00 (2009); Marathon, 2:09:13 (2011)
Olympic Trials Marathon History: 8th – 2:15:09 (2008); 2nd – 2:11:47 (2004)



Career Highlights:

Silver Medalist, 2004 Olympic Marathon (2:11:29)
 12th – 2000 Olympic Games, 10,000m
 1st – 2009 ING New York City Marathon (2:09:29)
 3rd – 2006 Boston Marathon (2:09:56)
 3rd – 2005 ING New York City Marathon (2:09:56)
 2009 USA Half Marathon Champion (1:01:25)
 3-time USA 10,000m Champion (2000, 2002, 2004)
 3-time USA 12K Cross Country Champion (2001, 2002, 2009)
 6-time USA 15 km Champion (2001-2004, 2006, 2007)

2011

15th – NYC Half, 1:02:52
 1st – Dodge Rock ‘n’ Roll San Diego Half Marathon (1:02:40)
 1st – Rock ‘n’ Roll San Jose Half Marathon (1:02:17)
 6th – ING New York City Marathon (2:09:13 PR)

2010

5th – Boston Marathon (2:09:26)
 1st – Rock ‘n’ Roll San Jose Half Marathon (1:01:45)
 6th – ING New York City Marathon (2:11:38)

2009

USA Half Marathon Champion (1:01:25)
 USA Cross Country Champion 12K
 9th – Flora London Marathon (2:09:21)
 USA 7 Mile Champion
 1st – Rock ‘n’ Roll San Jose Half Marathon (1:01:00 PR)
 1st – ING New York City Marathon (2:09:29)


Of Note:

Born in Asmara, Eritrea, Keflezighi (Ka-FLEZ-gee) and his family left the city when he was only three months old, living in remote villages to escape warfare between the Eritreans and Ethiopians. Famine and drought sometimes led the boy to eat dirt ... In 1981, his father fled to Khartoum for political reasons, ending up in Italy and sending for his family. They moved to San Diego in 1987, and Meb became a U.S. citizen in 1998 ... One of 11 children ... He and his wife, Yordanos, have three daughters: Sara, Fiyori and Yohana ... In 2004, became the first American man to win an Olympic medal in the marathon since Frank Shorter’s silver in 1976 Montreal ... Had first date with Yordanos right after landing from Athens in 2004, at an Olive Garden near her home in Tampa, FL; presented her with flowers that he received on the Olympic medal stand ... Two-time Olympian (2000, 2004) ... 20-time USA champion ... Coach Bob Larsen (also at UCLA) ... Mammoth Track Club member ... In 2009, became first American to win the New York City Marathon since Alberto Salazar in 1982 ... autobiography “Run to Overcome” published in November 2010. Twitter: @runmeb

Dathan Ritzenhein

Residence: Portland, OR
 Hometown: Rockford, MI
 Age on race day: 29

Best Qualifying Performance: 2:10:00, London, 2009
PRs: Half-Marathon, 1:00:00 (2009); Marathon, 2:10:00 (2009)
Olympic Trials Marathon History: 2nd – 2:11:07 (2008)



Career Highlights:

2004 Olympian at 10,000m
 9th – 2008 Olympic Games Marathon, 2:11:59 (top American)
 3-time USA Cross Country Champion, 12K (2005, 2008, 2010)
 3rd – 2009 IAAF World Half Marathon Championships, 1:00:00 (PR), bronze medal
 6th – 2009 IAAF World Championships 10,000m

2011

3rd – NYRR Dash to the Finish Line 5K
 5th – Silicon Valley Turkey Trot 5K

2010

12K USA Cross Country Champion
 4th – Great North Run Half Marathon (1:02:35)
 8th – ING New York City Marathon (2:12:33)

2009


2nd – USA Half Marathon Championships (1:01:35)
 11th – Flora London Marathon (2:10:00 PR)
 6th – IAAF World Championships, 10,000m
 3rd – Weltklasse Zurich 5000m (12:56.27, former U.S. record)
 3rd – IAAF World Half Marathon Championships (1:00:00), bronze medal

Of Note:

The NYRR Dash to the Finish Line 5K was the first race for "Ritz" in 364 days as he battled an Achilles injury and post-surgical infection ... His 12:56.27 at the Weltklasse 5000m in 2009 was a U.S. Record at the time ... A foot injury in 2004 made him a DNF in the Olympics ... Four-time USA champion and two-time Olympian is coached by Alberto Salazar ... A two-time Foot Locker National Cross Country Champion in high school ... He and his wife, Kalin, have two children: a 4-year-old daughter, Addison; and a 2-year-old son, Jude. Blog: <http://dathanritzenhein.competitor.com>. Twitter: @djritzenhein

Brett Gotcher

Residence: Flagstaff, AZ
 Hometown: Watsonville, CA
 Age on race day: 27



Best Qualifying Performance: 2:10:36, Houston, 2010
PRs: Half-Marathon, 1:02:09 (2009); Marathon, 2:10:36 (2010)
Olympic Trials Marathon History: Debut

Career Highlights:

7th – 2010 Chevron Houston Marathon (2:10:36 PR and debut)
 2009 USA 20 km Champion
 2nd – 2010 USA 25 km Championships
 3rd – 2011 USA 10 Mile Championships
 3rd – 2009 USA Half Marathon Championships (1:02:09 PR)

2011

6th – Chevron Houston Marathon (2:19:30)
 10th – Falmouth Road Race
 5th – USA 20 km Championships
 3rd – USA 10 Mile Championships
 12th – NYRR Dash to the Finish Line 5K
 6th – USATF Cross Country Club National Championships

2010

15th – Payton Jordan Cardinal Invitational 10,000m
 2nd – USA 25 km Championships
 7th – USA 20 km Championships
 9th – ING Rock 'n' Roll Philadelphia Half Marathon (1:02:50)

2009

3rd – USA Half Marathon Championships (1:02:09)
 7th – USA Cross Country Championships
 75th – IAAF World Cross Country Championships
 USA 20 km Champion
 64th – IAAF World Half Marathon Championships (1:05:43)

Of Note:

Gotcher's 2:10:36 PR was set at the 2010 Chevron Houston Marathon, good for 7th overall and the fourth-fastest American debut in history ... A hip problem ended plans to run the 2011 Boston Marathon, so the Trials will be Gotcher's third marathon ... Competed for Stanford, but has blossomed since joining Team USA Arizona / McMillan Elite in Flagstaff, where Nick Arciniaga is a training partner ... Misses the strawberries for which his hometown is known ... Still loves to surf when he gets back home.

Jason Hartmann

Residence: Boulder, CO
 Hometown: Rockford, MI
 Age on race day: 30

Best Qualifying Performance: 2:11:06, Chicago, 2010
PRs: Half-Marathon, 1:03:07 (2006); Marathon, 2:11:06 (2010)
Olympic Trials Marathon History: 10th – 2:15:27 (2008)



Career Highlights:

1st – 2009 Medtronic Twin Cities Marathon (2:12:09)
 8th – 2010 Bank of America Chicago Marathon (2:11:06 PR)
 4th – USA 25 km Championships (2009, 2010)
 2nd – 2006 USA Half Marathon Championships (1:03:07 PR)
 3rd – 2007 USA 15 km Championships

2011

8th – Dick's Sporting Goods BoulderBOULDER 10K
 5th – USA 8K Championships
 6th – Zazzle Bay to Breakers 12K
 14th – ING Rock 'n' Roll Philadelphia Half Marathon (1:03:38)
 2nd – Zappos.com Rock 'n' Roll Las Vegas Half Marathon (1:03:34)

2010

4th – USA 25 km Championships
 8th – USA 20 km Championships
 8th – Bank of America Chicago Marathon (2:11:06)

2009

4th – USA 25 km Championships
 6th – USA 20 km Championships
 1st – Medtronic Twin Cities Marathon (2:12:09)


Of Note:

At 6'3", Hartmann is tall for a marathoner ... Was a high school teammate of Dathan Ritzenhein in Rockford, MI, and trained with him earlier in their pro careers ... Six-time All-American at the University of Oregon ... Member of the Boulder Track Club, where he is coached by Lee Troop, a three-time Olympic marathoner from Australia ... Assistant coach at Niwot High School near Boulder ... Calls his running-partner Rottweiler, Maximus, his "dog son"; has taught him to salute and bow.

Nick Arciniaga

Residence: Flagstaff, AZ
 Hometown: Fountain Valley, CA
 Age on race day: 28

Best Qualifying Performance: 2:11:30, Houston, 2011
PRs: Half-Marathon, 1:03:22 (2010); Marathon, 2:11:30 (2011)
Olympic Trials Marathon History: 17th – 2:17:08 (2008)



Career Highlights:

2nd – 2011 Chevron Houston Marathon, 2:11:30 (PR)
 3rd – 2010 Rock ‘n’ Roll San Diego Marathon, 2:11:48
 5th – 2009 Ohme 30K

2011

2nd – Chevron Houston Marathon (2:11:30)
 4th – USA 25 km Championships
 14th – USA Track & Field Championships 10,000m
 41st – IAAF World Championships Marathon (2:24:06)

2010

7th – USA Half Marathon Championships (1:03:22 PR)
 15th – NYC Half (1:03:48)
 3rd – USA 25 km Championships
 3rd – Rock ‘n’ Roll San Diego Marathon (2:11:48)
 15th – Bank of America Chicago Marathon (2:18:12)
 2nd – USA Club Cross Country Championships 10K

2009


3rd – Papa John’s 10 Miler
 5th – Ohme 30K
 8th – ING New York City Marathon, 2:13:46

Of Note:

Graduated from Cal State-Fullerton in 2006 with a degree in accounting ... Promised father he would get a “real job” after the Chicago Marathon if he didn’t run well; posted 2:16:58 in his marathon debut for the 2008 Trials “A” standard ... Top American in the 2008 Boston Marathon, 10th in 2:16:13 ... Set his PR at Chevron Houston Marathon 2011 after pacing Team USA Arizona / McMillan Elite teammate Brett Gotcher through 25 km; ended up finishing second, ahead of Gotcher. Twitter: @nickarciniaga

Jason Lehmkuhle

Residence: Minneapolis, MN
 Hometown: St. Charles, MO
 Age on race day: 34



Best Qualifying Performance: 2:12:24, Boston, 2010

PRs: Half-Marathon, 1:02:32 (2008); Marathon, 2:12:24 (Boston 2010)

Olympic Trials Marathon History: 5th, 2008 (2:12:54); 10th, 2004 (2:16:27)

Career Highlights:

1st – 2011 Ohme 30 km Road Race
 2nd – 2011 USA 20 km Championships
 9th – 2010 Boston Marathon (2:12:24 PB)
 10th – 2009 ING New York City Marathon (2:14:39)
 8th – 2008 ING New York City Marathon (2:14:30)
 2nd – 2008 USA Half Marathon Championships (Aramco Houston, 1:02:32 PR)
 2-time member of Team USA for IAAF World Half Marathon Championships (2005, 2008)
 Top 5 in five 2007 USA Road Championships
 40th – 2005 IAAF World Championships Marathon, 2:26:46

2011

5th – USA Half Marathon Championships (Aramco Houston, 1:02:49)
 16th – NYC Half (1:02:58)
 13th – Virgin London Marathon (2:13:40)
 3rd – Zappos.com Rock 'n' Roll Las Vegas Half Marathon (1:03:37)

2010

1st – Mercedes Half Marathon (1:03:38)
 4th – USA 15 km Championships

2009

3rd – USA 20 km Championships
 4th – USA 10 Mile Championships
 6th – USA Men's Marathon Championships (ING New York City, 2:14:39)

Of Note:

Was an All-American at 5000m and 10,000m at Drake University ... A freelance web designer and graphic artist, Lehmkuhle designed the website of Team USA Minnesota ... First American to win the prestigious Ohme 30 km in Japan since Greg Meyer in 1983 ... Recently told Running Times: "If you had asked me when I came out of college if I'd be running an Olympic Trials in 12 years, I would have said there's no chance." ... Married then-Team USA Minnesota teammate Kristen Nicolini in 2007. Kristen is also entered in the Trials.

Jeffrey Eggleston

Residence: Flagstaff, AZ


Hometown: Greece, NY

Age on race day: 27

Best Qualifying Performance: 2:13:12, Duluth, 2011

PRs: Half-Marathon, 1:03:59 (2009); Marathon, 2:13:12 (2011)

Olympic Trials Marathon History: Debut



Career Highlights:

1st – 2011 Dick's Sporting Goods Pittsburgh Marathon (2:16:40)

5th – 2011 Grandma's Marathon (2:13:12 PB)

39th – 2011 IAAF World Championships Marathon (2:23:33)

2nd – 2010 USA Men's Marathon Championships (2:14:09)

2011

5th – Naples Half Marathon (1:04:20)

1st – Dick's Sporting Goods Pittsburgh Marathon (2:16:40)

5th – Grandma's Marathon (2:13:12)

39th – IAAF World Championships Marathon (2:23:33)

2010

7th – P. F. Chang's Rock 'n' Roll Arizona Marathon (2:14:32)

7th – News and Sentinel Half Marathon, Parkersburg, WV (1:06:07)

2nd – USA Men's Marathon Championships (2:14:09)

2009

14th – USA Half Marathon Championships (1:03:59 PR)

3rd – BAA Half Marathon (1:04:16)

18th – USA 20 km Championships

Of Note:

Is coached long-distance by Dr. Jack Daniels from North Carolina, where he coaches at Brevard College ... Competed at the University of Virginia ... Won Pittsburgh Marathon on May 15 and finished fifth, first American, at Grandma's Marathon on June 18, just 33 days later; in Pittsburgh he was brought in as a pacesetter through 18 miles but went on to win ... Competed in Pan Am Games Marathon in late October but dropped out due to illness ... Has been a vegan since 2010.

Matt Gabrielson

Residence: Minneapolis, MN


Hometown: Belmond, IA

Age on race day: 33

Best Qualifying Performance: 2:13:28, Duluth, 2011

PRs: Half-Marathon, 1:03:44 (2010); Marathon, 2:13:28 (2011)

Olympic Trials Marathon History: Debut



Career Highlights:

36th – 2009 IAAF World Championships Marathon (2:18:41)

2nd – 2008 USA Men's Marathon Championships (Twin Cities, 2:17:38)

2nd – 2005 USA Half Marathon Championships (Aramco Houston, 1:04:06)

6th – 2011 Grandma's Marathon (2:13:28 PB)

3-time member U.S. Cross Country Team, 2005-07

2011

5th – Zappos.com Rock 'n' Roll Las Vegas Half Marathon (1:04:19)

4th – Manchester Road Race

5th – USA 25 km Championships

2010

9th – USA Half Marathon Championships (Aramco Houston, 1:03:44 PR)

2009

10th, USA 25 km Championships


4th – Grandma's Half Marathon (1:05:36)

Of Note:

Gabrielson's 2:13:28 at Grandma's Marathon in June was a PB by more than four minutes; he says the result has revitalized his career ... Graduated from Drake University in 2000 and began running for Team USA Minnesota in 2001 ... Is new head coach of women's cross country at Edina High School, a Twin Cities suburb ... Recently married Julie Schwengler, who competed in track for the University of Minnesota and is now participant services and events manager for Twin Cities In Motion, which puts on the Medtronic Twin Cities Marathon and other area events.

Mohamed Trafeh

Residence: Duarte, CA
 Hometown: Benslimane, Morocco
 Age on race day: 26



Best Qualifying Performance: 1:00:39, NYC Half, 2010
PRs: Half-Marathon, 1:00:39 (2010); Marathon, Debut
Olympic Trials Marathon History: Debut

Career Highlights:

2011 USA Half Marathon Champion (Aramco Houston), 1:02:17
 2-time USA 15 km Champion (2010-11)
 2011 USA 10 Mile Champion
 3rd – 2010 NYC Half (1:00:39 PB)

2011

1st – Great Cow Harbor 10 km (28:18, course record)
 2nd – CRBC Zhuhai International Half Marathon, China (1:01:39)

2010

1st – Great Cow Harbor 10 km
 2nd – USA 20 km Championships

2009

12th – USA 15 km Championships
 2nd – USA 20 km Championships
 1st – Great Cow Harbor 10 km

Of Note:

Mother arrived from Morocco in 1997; Trafeh followed two years later and became a U.S. citizen in 2008 ... While he was still learning English, high school coach gave him his first book in the language: on Steve Prefontaine ... A California high school star, his 29:54 for 10,000 meters in 2004 was the fastest scholastic time in 28 years ... Competed for Arizona State for two years but says he left because he preferred to be in control of his training ... Says he had the chance to return to Morocco and train with the coach of Hicham el Guerrouj, but opted to remain in the U.S. and coach himself ... Four-time USA champion ... Started 2011 Virgin London Marathon but dropped out ... Married to Hayat.

Brent Vaughn

Residence: Portland, OR


Hometown: Aurora, CO

Age on race day: 27

Best Qualifying Performance: 1:02:04 (USA Half Marathon Championships, Aramco Houston 2009)

PRs: Half-Marathon, 1:02:04 (2010); Marathon, Debut

Olympic Trials Marathon History: Debut



Career Highlights:

2011 USA Cross Country Champion

54th – IAAF World Cross Country Championships

3rd – 2010 USA Half Marathon Championships (1:02:04 PR)

2nd – 2008 Payton Jordan Invitational 5000m

3rd – 2008 NCAA Championships 5000m

5th – 2007 NCAA Cross Country Championships

2011

4th – USA Indoor Championships 3000m

3rd – Rock 'n' Roll San Antonio Half Marathon (1:05:25)

2nd – Dodge Latin Music Miami Beach Half Marathon (1:05:41)

2010

13th – Payton Jordan Stanford Invitational 10,000m

4th – Dick's Sporting Goods BolderBOULDER 10 km

5th – USA Track & Field Championships 5000m

19th – AJC Peachtree 10 km

6th – Manchester Road Race

2009

9th – USA Track & Field Championships 5000m

Of Note:

While competing for the University of Colorado, broke the school record for 5000m ... Struggled in 2010 with inconsistent training, partly due to an ankle injury ... A week after dropping out of the USA Half Marathon Championships last January because of breathing difficulties in "the worst moment of my life," Vaughn won the USA Cross Country Championships for his first national title. "Finally," he screamed as he crossed the finish line ... Moved from Boulder to Portland this summer to be coached by Jerry Schumacher and train with his group. "I wasn't beating them, so I guess I had to join them," he says ... Is inspired by Billy Mills and his famous quote, "Believe, believe, believe" ... Married to Sara Vaughn, a professional middle-distance runner. They have two children: Ciara, 5; and Calia, 4. Twitter: @DadVaughn


Patrick Smyth

Residence: Mammoth Lakes, CA
 Hometown: Rock Springs, WY
 Age on race day: 25

Best Qualifying Performance: 1:02:01 (USA Half Marathon Championships, 2010)

PRs: Half-Marathon, 1:02:01 (2010); Marathon, Debut

Olympic Trials Marathon History: Debut



Career Highlights:

3rd – 2011 USA Half Marathon Championships (Aramco Houston, 1:02:32)
 2nd – 2010 USA Half Marathon Championships (Aramco Houston, 1:02:01 PR)
 2nd – USA Cross Country Championships, 12K
 35th – 2010 IAAF World Cross Country Championships
 3rd – 2010 USA Track & Field Championships 10,000m
 3rd – 2009 USA 10 Mile Championships

2011

8th – Zappos.com Rock ‘n’ Roll Las Vegas Half Marathon (1:04:57)
 1st – Deseret News 10 km
 7th – USA 20 km Championships

2010

7th – USA 15 km Championships
 5th – USA 20 km Championships
 2nd – Zappos.com Rock ‘n’ Roll Las Vegas Half Marathon (1:03:31)
 1st – Great Cow Harbor 10 km

2009

4th – NCAA Championships 10,000m
 11th – USA 20 km Championships
 2nd – Manchester Road Race
 1st – Emerald Nuts Midnight Run, NYRR

Of Note:

Smyth has already had one Olympic experience: in 2002, when the Winter Games came to Salt Lake, he was in high school there at Judge Memorial Catholic. The school gave students two weeks to immerse themselves in the Games, and Smyth took one on biathlon, learning to cross country ski and shoot using a paintball gun. Got tickets to the gold medal round ... Also benefited from the indoor track built around the ice at the Utah Olympic Oval ... Older sister, Kathleen, earned a running scholarship to Boston College; in high school, her coach suggested Smyth try cross country to get fit for basketball season. He made cross country varsity wearing his basketball shorts ... All-American at Notre Dame ... Member of Mammoth Track Club, along with 2004 Olympic Silver Medalist Meb Keflezighi.

WOMEN QUALIFIERS

Desiree Davila	32
Kara Goucher.....	33
Magdalena Lewy Boulet	34
Amy Hastings.....	35
Shalane Flanagan	36
Stephanie Rothstein.....	37
Clara Grandt.....	38
Tera Moody	39
Katie McGregor.....	40
Dot McMahan	41
Janet Cherobon-Bawcom	42
Deena Kastor	43

For a complete list of qualifiers, visit Houston2012Media.com



Desiree Davila

Residence: Rochester Hills, MI


Hometown: San Diego, CA

Age on race day: 28

Best Qualifying Performance: 2:22:38, Boston, 2011

PRs: Half Marathon, 1:10:34 (2011); Marathon, 2:22:38 (2011)

Olympic Trials Marathon History: 13th, 2008 (2:37:50)



Career Highlights:

2011 Boston Marathon runner-up (2:22:38)

4th – 2010 Bank of America Chicago Marathon (2:26:20)

10th – 2010 World Indoor Championships 3000m

11th – 2009 IAAF World Championships Marathon (2:27:53)

2011

4th – USA Track & Field Championships 10,000m

6th – USA Track & Field Championships 5000m

Ran PB 15:08.64 for 5000m at Aviva London Grand Prix in August, #3 in U.S. for 2011

2010

4th – Bank of America Chicago Marathon (2:26:20)

2009

4th – USA Half Marathon Championships (Houston Aramco, 1:12:24)

Of Note:

Davila's 2:22:38 made her the fastest U.S. woman ever in Boston Marathon, was the fastest time of 2011 by an American woman, and ranks her as #3 woman on the American all-time list ... It was the highest finish by a U.S. woman in Boston since Kim Jones in 1993 ... Including her debut at the distance at the 2007 Boston Marathon (2:44:56), she has run six marathons, each one faster than the last ... Trains with Hansons-Brooks Distance Project ... Earned BA in Religious Studies and BS in Psychology from Arizona State University, where one of her teammates was Amy Hastings, also a top Trials contender. They remain best friends ... Is engaged to Ryan Linden, with plans to marry in 2013. Twitter: @des_davila

Kara Goucher

Residence: Portland, OR


Hometown: Duluth, MN

Age on race day: 33

Best Qualifying Performance: 2:24:52, Boston, 2011

PRs: Half-Marathon, 1:06:57 (2007); Marathon, 2:24:52 (2011)

Olympic Trials Marathon History: Debut



Career Highlights:

Bronze Medalist – 2007 IAAF World Championships, 10,000m

9th – 2008 Olympics, 5000m

10th – 2008 Olympics, 10,000m

Ranked #3 in the World for 2008 at 10,000m

3rd – ING New York City Marathon (2:25:53)

3rd – 2009 Boston Marathon (2:32:25)

2011

2nd – Dodge Latin Music Miami Beach Half Marathon (1:12:59)

13th – IAAF World Championships 10,000m

5th – Boston Marathon (2:24:26 PR)

2010

Did not compete due to maternity

2009

10th – IAAF World Championships Marathon (2:27:48)


3rd – Boston Marathon (2:32:25)

Of Note:

Goucher's World Championships medal was the first by an American woman at 10,000m ... She ran the fastest half-marathon ever by an American woman in her debut at the distance, at the 2007 Bupa Great North Run Half Marathon in England, and beat Paula Radcliffe; her time of 1:06:57 does not count as a U.S. Record because of the downhill course ... Goucher's 2:25:53 in New York was the fastest debut marathon in history by an American woman ... Shalane Flanagan recently became a training partner when Goucher joined coach Jerry Schumacher after seven years with Alberto Salazar ... Goucher and husband Adam, a 2000 Olympian who retired earlier this year, have a son, Colton, born in September 2010. Blog: <http://karagoucher.competitor.com/>

Magdalena Lewy Boulet

Residence: Oakland, CA
 Hometown: Jastrzębie-Zdrój, Poland
 Age on race day: 38



Best Qualifying Performance: 2:26:22, Rotterdam, 2010
PRs: Half-Marathon, 1:11:46 (2009); Marathon, 2:26:22 (2010)
Olympic Trials Marathon History: 2nd – 2:30:19 (2008); 5th – 2:30:50 (2004)

Career Highlights:

2008 Olympian
 2010 USA 20 km Champion
 2009 USA Half Marathon Champion
 Member of USA Bronze Medalist team, IAAF World Cross Country Championships, 2010 and 2011

2011

18th – IAAF World Cross Country Championships
 23rd – Virgin London Marathon (2:31:22)
 1st – Falmouth Road Race
 1st – 2011 Giant Race Half Marathon (1:14:31)
 1st – Big Sur Half Marathon (1:14:16)

2010

20th – IAAF World Cross Country Championships
 2nd – Fortis Rotterdam Marathon (2:26:22 PR)
 USA 20 km Champion
 7th – Bank of America Chicago Marathon (2:28:14)

2009


USA Half Marathon Champion (1:11:47)
 2nd – Rock 'n' Roll San Jose Half Marathon (1:11:46 PR)
 6th – ING New York City Marathon (2:32:17)

Of Note:

Lewy Boulet led 2008 Trials by as much as 1:55 before being caught by Deena Kastor ... Set personal bests in 2011 at 5K and 10 km on the roads as well as 5000m and 10,000m on the track ... In 1988, when she was 15, left her native Poland for Kiel, Germany, where her father was waiting after leaving Poland three years earlier for political reasons. Family ended up in Long Beach, CA, in 1991 ... Graduated from Cal-Berkeley with a degree in human biodynamics before earning Master's degree in exercise physiology from Cal State East Bay ... She and husband Richie Boulet, a top American miler in the 1990s, have a 6-year-old son, Owen ... A founder of the Bay Area Track Club, with which she trains ... Became a U.S. citizen on September 11, 2001.

Amy Hastings

Residence: Mammoth Lakes, CA
 Hometown: Leavenworth, KS
 Age on race day: 27



Best Qualifying Performance: 2:27:03, Los Angeles, 2011
PRs: Half-Marathon, 1:11:19 (2010); Marathon, 2:27:03 (2011)
Olympic Trials Marathon History: Debut

Career Highlights:

Member of USA Bronze Medalist team, 2010 IAAF World Cross Country Championships
 2nd – Honda LA Marathon (2:27:03), debut
 Finalist, 2011 IAAF World Championships 5000m

2011

2nd – Honda LA Marathon (2:27:03 PB)
 Finalist, IAAF World Championships, 5000m
 2nd – Zappos.com Rock ‘n’ Roll Las Vegas Half Marathon (1:11:22)

2010

3rd – USA Half Marathon Championships (1:11:19 PR)
 Member of USA Bronze Medalist team, IAAF World Cross Country Championships
 2nd – USA 7 Mile Road Championships

2009

33rd – IAAF World Half Marathon Championships (1:13:20)
 6th – USA Championships, 10,000m


Of Note:

At Honda LA Marathon, her debut, Hastings had to battle shin-deep water at times on the rain-soaked course but posted the third-fastest American debut ever ... As a young runner, idolized Deena Kastor and Jen Rhines, now her training partners in the Mammoth Track Club under coach Terrence Mahon. “It was like meeting movie stars for the first time,” she told *Running Times* ... Now Mahon calls her “Little Deena” because they both like to run hard and lead ... Received a lot of advice before Honda LA Marathon from her Arizona State teammate and good friend Desiree Davila.

Shalane Flanagan

Residence: Portland, OR
 Hometown: Marblehead, MA
 Age on race day: 30

Best Qualifying Performance: 2:28:40, New York, 2010
PRs: Half-Marathon, 1:08:37 (2010); Marathon, 2:28:40 (2010)
Olympic Trials Marathon History: Debut



Career Highlights:

Bronze Medalist – 2008 Olympic Games 10,000m
 Bronze Medalist – 2011 IAAF World Cross Country Championships, 8K
 U.S. Record – 10,000m, 30:22.22 (2008)
 U.S. Record – 3000m, 8:33.25 (2007) and 5000m, 14:47.62 (2009) – indoors
 14-time USA Champion (4 track, 4 road, 1 indoor and 5 cross country)

2011

Bronze Medalist – 2011 IAAF World Cross Country Championships, 8K
 7th – IAAF World Championships 10,000m
 1st – Dodge Latin Music Miami Beach Half Marathon (1:09:58)

2010

USA Half Marathon Champion (1:09:41)
 12th – IAAF World Cross Country Championships
 2nd – ING New York City Marathon (2:28:40)

2009

14th – IAAF World Championships 10,000m
 Set indoor U.S. Record at 5000m (14:47.62)


Of Note:

In her 10,000m debut in 2008, Flanagan ran 30:34.39 to shatter the U.S. Record by 17 seconds. Two-time Olympian has since lowered her mark to 30:22.22 ... A Marblehead, MA, high school star, she set her indoor American Records in front of a hometown crowd at the Reggie Lewis Center in Boston ... Missed the entire 2006 season after surgery to remove an extra bone in her foot ... Holds the three fastest 10,000m times ever run by an American woman ... Olympic Trials will be only her second marathon ... Coached by Jerry Schumacher ... Mother, Cheryl Treworgy (nee Bridges), is a former marathon World Record Holder (2:49:40) and father, Steve Flanagan, was a national class cross country runner ... Married Steve Edwards in 2005; both competed for the University of North Carolina. Twitter: @ShalaneFlanagan

Stephanie Rothstein

Residence: Flagstaff, AZ / Eugene, OR
 Hometown: New York City, NY
 Age on race day: 28

Best Qualifying Performance: 2:29:35, Houston, 2011
PRs: Half-Marathon, 1:13:20 (2008); Marathon, 2:29:35 (2011)
Olympic Trials Marathon History: Debut



Career Highlights:

3rd – 2011 Chevron Houston Marathon (2:29:35 PR)
 2nd – 2010 USA 20 km Championships
 19th – 2010 IAAF World Half Marathon Championships

2011

3rd – Chevron Houston Marathon (2:29:35)
 12th – USA 10 Mile Championships

2010

5th – USA 10 km Championships
 2nd – USA 20 km Championships
 19th – IAAF World Half Marathon Championships

2009

10th – NYRR Mini 10 km

Of Note:

After battling injuries for 2 ½ years, learned in 2009 that she has Celiac disease, an intolerance to gluten. Soon after, along with Lauren Fleshman, co-founded Picky Bars, a gluten- and dairy-free energy bar ... Father encouraged her through injuries while she was competing at University of California – Santa Barbara (UCSB), saying she had more to accomplish; he died of prostate cancer her senior year ... Set four PBs in 2011, from 5 km to the marathon ... Competes for Team USA Arizona / McMillanElite in Flagstaff ... Planning to marry U.S. steeplechaser Ben Bruce on Oct. 26, 2012 ... Her 28th birthday falls on Jan. 14, the day of the Trials. Twitter: @stephazona

Clara Grandt

Residence: Morgantown, WV


Hometown: West Union, WV

Age on race day: 24

Best Qualifying Performance: 2:29:54, Boston, 2011

PRs: Half-Marathon, 1:13:13 (2011); Marathon, 2:29:54 (2011)

Olympic Trials Marathon History: Debut



Career Highlights:

4th – 2011 USA 15 km Championships

16th – 2011 Boston Marathon, 2:29:54 (PB)

2nd – 2011 USA 20 km Championships

4th – 2010 NCAA Championships 10,000m

2011

6th – USA Half Marathon Championships (1:13:13)

4th – USA 15 km Championships

16th – Boston Marathon (2:29:54)

10th, Falmouth Road Race

2nd – USA 20 km Championships

2010

11th – NCAA Indoor Championships 5000m

4th – NCAA Championships 10,000m

9th – USA Championships 10,000m

4th – USA 20 km Championships

2009

4th – NCAA Championships 10,000m

Of Note:

The 2011 Boston Marathon was Grandt's debut. She finished as third American ... Told her University of West Virginia coach, Sean Cleary, early on that she wanted to be a marathoner. He is still coaching her ... Grew up in tiny (pop: 806) West Union, WV ... Majored in Aquatic Therapy and Exercise Physiology; took a temporary leave from her part-time job as an aquatics instructor to train full-time for Trials. Blog: <http://www.mizunousa.com/running/blog/author/clara-grandt>

Tera Moody

Residence: Colorado Springs, CO


Hometown: St. Charles IL

Age on race day: 31

Best Qualifying Performance: 2:30:53, Chicago, 2010

PRs: Half-Marathon, 1:12:30 (2011); Marathon, 2:30:53 (2010)

Olympic Trials Marathon History: 5th – 2:33:54 (2008)



Career Highlights:

5th – 2008 Olympic Trials Marathon, 2:33:54

17th – 2011 IAAF World Championships Marathon, 2:32:04

28th – 2009 IAAF World Championships Marathon, 2:36:39

3rd – 2009 USA 25 km Championships

2011

5th – USA Half Marathon Championships, 1:12:30 (PR)

17th – IAAF World Championships Marathon, 2:32:04

2nd, Rock 'n' Roll San Antonio Half Marathon, 1:13:23

2010

6th – USA Half Marathon Championships, 1:12:52

1st – Rock 'n' Roll Chicago Half Marathon, 1:13:37

5th – USA 20 km Championships

10th – Bank of America Chicago Marathon, 2:30:53 (PR)

2009

4th – USA 25 km Championships

1st – San Francisco Half Marathon, 1:13:37

28th – IAAF World Championships Marathon, 2:36:39


9th – Bank of America Chicago Marathon, 2:32:59

Of Note:

The biggest surprise at the 2008 Trials, Moody had the 146th-fastest qualifying time but finished fifth in a PR of almost 13 minutes ... Battled chronic insomnia beginning high school and throughout career at University of Colorado ... Took several years off from running after college ... Works about 20 hours a week in real estate ... Had foot surgery in February but came back to finish as top American in World Championships Marathon ... Sustained hamstring injury in Rock 'n' Roll San Antonio Half Marathon on Nov. 11 and missed a month of training ... Coached by Brad Hudson ... Does much of her training on the treadmill, on which she can read even at sub-6 pace ... Collects antique aprons ... Eats a corn dog the night before every marathon. Blog: www.tera-moody.com

Katie McGregor

Residence: St. Louis Park, MN
 Hometown: Willoughby, OH
 Age on race day: 34



Best Qualifying Performance: 2:31:01, New York, 2010
PRs: Half-Marathon, 1:11:45 (2011); Marathon, 2:31:01 (2010)
Olympic Trials Marathon History: Debut

Career Highlights:

2005 USA Champion, 10,000m
 2-time USA 10 km Champion (2005, 2006)
 2-time USA 25 km Champion (2007, 2010)
 2010 USA 10 Mile Champion
 2010 USA 15 km Champion
 6-time World Cross Country Championships qualifier (2003-08)
 13th – 2007 IAAF World Championships, 10,000m
 14th – 2005 IAAF World Championships, 10,000m
 17th – 2009 IAAF World Championships, 10,000m

2011

4th – USA Half Marathon Championships (1:12:13)
 1st – Grandma's Half Marathon (1:13:18)
 3rd – USA 20 km Championships
 2nd – USA 10 km Championships
 3rd – Zappos.com Rock 'n' Roll Las Vegas Half Marathon (1:11:45 PR)

2010

USA 15 km Champion
 USA 10 Mile Champion
 11th – ING New York City Marathon (2:31:01 PR)

2009

2nd – USA 15 km Championships
 3rd – USA 10,000m Championships
 17th – IAAF World Championships, 10,000m (2009)

Of Note:

This will be McGregor's first marathon outside of New York. She made her debut there in 2006, then ran again in 2008 and 2010 ... Member of Team USA Minnesota but coached by Mike McGuire, her college coach from University of Michigan ... Finished fourth in both the 2004 and 2008 Olympic Trials at 10,000m ... A 3-time NCAA Champion at the University of Michigan, known for being a huge Wolverine fan.

Dot McMahan

Residence: Rochester Hills, MI


Hometown: Hilbert, WI

Age on race day: 35

Best Qualifying Performance: 2:31:48, Duluth, 2011

PRs: Half-Marathon, 1:12:57 (2011); Marathon, 2:31:48 (2011)

Olympic Trials Marathon History: 8th – 2:35:02 (2008)



Career Highlights:

3rd – 2011 Grandma's Marathon, Duluth, 2:31:48 (PB)

2nd – 2011 USA 25 km Championships

8th – 2008 Olympic Trials Marathon, 2:35:02

5th – 2008 USA 20 km Championships

24th – 2008 World Half Marathon Championships, 1:15:14

2011

2nd – USA 25 km Championships

3rd – Grandma's Marathon, Duluth, 2:31:48

5th – Crim 10 Mile

9th – USA 10 Mile Championships

10th – ING Rock 'n' Roll Philadelphia Half Marathon, 1:12:57

2010

17th – Bank of America Chicago Marathon, 2:36:01

2nd – Bellin 10 km

3rd – USA 25 km Championships

2009

Did not compete due to maternity

Of Note:

Trains with Desiree Davila as member of Hansons-Brooks Distance Project ... Trials qualifier at Grandma's Marathon was a PB by more than three minutes ... McMahan gave birth to daughter Elizabeth on May 4, 2009 ... Has been running competitively since second grade, starting at 400 meters ... Ran 800 meters at the University of Wisconsin-Milwaukee ... Has worked part-time as a high school math and science tutor.

Janet Cherobon-Bawcom

Residence: Rome, GA
 Hometown: Kapsabet, Kenya
 Age on race day: 33

Best Qualifying Performance: 1:11:21, OBX Half Marathon, Roanoke Island, NC, 2010
PRs: Half-Marathon, 1:10:59 (2010); Marathon, 2:37:27 (2008)
Olympic Trials Marathon History: Debut



Career Highlights:

2011 USA 20 km Champion
 2011 USA 10 Mile Champion
 2011 USA 10 km Champion

2011

1st – Mercedes Half Marathon (1:14:44)
 11th – NYC Half (1:11:38)
 1st – Azalea Train Run 10 km
 4th – Falmouth Road Race
 1st – Great Cow Harbor 10 km (32:27, course record)
 1st – BAA Half Marathon (1:11:58)

2010

1st – OneAmerica Festival Mini Marathon (1:10:59, PB and course record)
 2nd – BAA Half Marathon (1:11:50)

2009

1st – Snickers Marathon, Albany, GA (2:37:57)
 1st – Cellcom Green Bay Marathon, WI (2:37:39)
 1st – Marine Corps Marathon (2:39:19)

Of Note:

Oldest of eight siblings raised alone by their mother ... After a chance encounter with Peter Rono, the 1988 Olympic gold medalist at 1500m, Cherobon-Bawcom began running and earned an athletic scholarship to Harding University in Arkansas, where she competed in the first real race of her life but went on to become a three-time NCAA Division II Champion and eight-time All-American. She graduated in 2005 with a degree in Health Care Management ... Later studied nursing at Georgia Highlands College in Rome, GA ... Sammy Lelei, winner of the 1995 Berlin Marathon, is an uncle ... Her win at the Tufts Health Plan 10 km for Women, the USA 10 km Championships race, gave her the USA Running Circuit Grand Prix title ... Although she says she has not trained for a marathon until now, she knows how to win one: of the nine marathons she has run, she's won eight of them ... Married to Jay Bawcom ... Became a U.S. citizen in November 2010 and received clearance to compete for the USA on Labor Day 2011. Won her first USA title, at 20 km, just days later.

Deena Kastor

Residence: Mammoth Lakes, CA
 Hometown: Waltham, MA
 Age on race day: 38



Best Qualifying Performance: 2:36:20, London, 2010

PRs: Half-Marathon, 1:07:34 (2006); Marathon, 2:19:36 (2006, U.S. Record)

Olympic Trials Marathon History: 1st – 2008 (2:29:35); 2nd – 2004 (2:29:38)

Career Highlights:

Bronze Medalist, 2004 Olympic Games Marathon (2:27:20)

3-time Olympian (2000, 2004, 2008)

1st – 2005 LaSalle Banks Chicago Marathon (2:21:25)

1st – 2006 Flora London Marathon (2:19:36, PR)

2-time World Cross Country Silver Medalist, 2002 and 2003

5-time USA 10,000m Champion (2000, 2001, 2003, 2004, 2007)

2001 USA Women's Marathon Champion (New York, 2:26:58)

5-time USA 15 km Champion (2000, 2001, 2002, 2003, 2007)

7-time USA Cross Country Champion (1997, 8K; 1999, 8K; 2000, 4K and 8K; 2001, 8K; 2002, 8K; 2003, 8K)

U.S. Records at 5K (14:54), 8K (24:36), 12K (38:24), 15 km (47:15), 10 mile (51:31), 20 km (1:04:07), half-marathon (1:07:34), 30 km (1:39:08) and marathon (2:19:36)

2011

13th – NYRR Dash to the Finish Line 5K

1st – Dodge Rock 'n' Roll Las Vegas Half Marathon (1:11:48)

1st – Rock 'n' Roll San Diego Half Marathon (1:12:23)

2nd – Great Cow Harbor 10 km

25th – NYRR New York Mini 10 km

2010

1st – P. F. Chang's Rock 'n' Roll Arizona Half Marathon (1:09:43)

2nd – NYC Half (1:09:43)

18th – Virgin London Marathon (2:36:20)

2009

1st – Shamrock Shuffle 5K

1st – BUPA Edinburgh 10 km

3rd – ING Bay to Breakers 12K

7th – NYRR Half (1:13:48)

6th – Bank of America Chicago Marathon (2:28:50)

Of Note:

Is trying to make her fourth Olympic team ... Mammoth Track Club member is a 25-time USA champion (5 track, 12 road and 8 cross country) ... Her U.S. Record of 14:54 at 5K, set at the Carlsbad 5000 in 2002, was a World Record at the time ... Married to Andrew Kastor ... Gave birth to her daughter, Piper, on February 21, 2011 in an emergency C-section ... Did not run at all during the last 5 ½ months of her pregnancy. "I could barely walk the dog to the end of the street," she has said ... First race back after maternity was NYRR New York Mini 10 km on June 11, 2011 ... Told Runner's World in November that she thinks it will take 2:24 to make the 2012 Olympic team.

U.S. OLYMPIC TRIALS MARATHON HISTORY

USA Marathon Champions by Year, Gender (1925-2010).....	46
U.S. Men’s Olympic Trials Marathon History	49
U.S. Women’s Olympic Trials Marathon History	53
Olympic Marathon Medalists and U.S. Results	56
Marathon Records	61
Top 10 Trials Times by Gender	62
Top 10 Best Time by Place	63
U.S. Olympic Trials Record Progression.....	64
U.S. Olympic Trials Marathon Margin of Victory.....	65



USA Marathon Champions by Year, Gender

Men

Year	Champion	Time		Race	Date
1925	Charles Mellor	2:33:01	#	Boston, MA	04/20
1926	Clarence DeMar	2:45:06		Baltimore, MD	05/15
1927	Clarence DeMar	2:40:23		Baltimore, MD	03/19
1928	Clarence DeMar	2:37:08		Boston, MA	04/19
1929	Clarence DeMar	2:43:47		Boston, MA	04/19
1930	Karl Koski	2:25:22	#	Staten Island, NY	03/23
1931	William Agee	2:32:38	#	Baltimore, MD	05/16
1932	Clyde Martak	2:58:18		Washington, DC	08/21
1933	Melvin Porter	2:53:46		Washington, DC	06/17
1934	Melvin Porter	2:48:04		Washington, DC	06/09
1935	Patrick Dengis	2:53:53		Washington, DC	06/01
1936	William McMahon	2:38:15		Washington, DC	05/30
1937	Melvin Porter	2:44:22		Washington, DC	06/12
1938	Patrick Dengis	2:39:39		Yonkers, NY	11/06
1939	Patrick Dengis	2:33:46		Yonkers, NY	11/12
1940	Lou Gregory	2:35:10		Yonkers, NY	11/10
1941	Bernard Smith	2:36:07		Yonkers, NY	11/09
1942	Frederick McGlone	2:37:54		Yonkers, NY	11/08
1943	Frederick McGlone	2:39:09		Yonkers, NY	11/07
1944	Charles Robbins, Jr.	2:40:49		Yonkers, NY	11/12
1945	Charles Robbins, Jr.	2:37:14		Yonkers, NY	11/11
1946	John A. Kelley	2:50:29		Yonkers, NY	10/27
1947	Ted Vogel	2:40:11		Yonkers, NY	10/26
1948	John A. Kelley	2:48:33		Idlewild, Queens, NY	09/12
1949	Victor Dyrvall	2:38:50		Yonkers, NY	05/15
1950	John A. Kelley	2:45:56		Yonkers, NY	05/21
1951	Jesse Van Zant	2:37:12		Yonkers, NY	05/27
1952	Victor Dyrvall	2:38:39		Yonkers, NY	05/18
1953	John Lafferty	2:50:31		Yonkers, NY	05/17
1954	Ted Corbitt	2:46:14		Yonkers, NY	05/16
1955	Nicholas Costes	2:31:13	#	Yonkers, NY	05/22
1956	John J. Kelley	2:24:53	#	Yonkers, NY	09/30
1957	John J. Kelley	2:24:56	#	Yonkers, NY	05/19
1958	John J. Kelley	2:21:01	#	Yonkers, NY	05/18
1959	John J. Kelley	2:21:55	#	Yonkers, NY	05/24
1960	John J. Kelley	2:20:14	#	Yonkers, NY	05/22
1961	John J. Kelley	2:26:54		Yonkers, NY	05/21
1962	John J. Kelley	2:27:40		Yonkers, NY	05/13
1963	John J. Kelley	2:25:18		Yonkers, NY	05/26
1964	Buddy Edelen	2:24:26		Yonkers, NY	05/24
1965	Garfield Williams	2:33:51	#	Yonkers, NY	05/16
1966	Norm Higgins	2:22:51		Yonkers, NY	05/16
1967	Ron Daws	2:40:07		Holyoke, MA	06/11
1968	George Young	2:30:48		U.S. Olympic Trials: Alamosa, CO	08/18
1969	Tom Heinonen	2:24:43		Western Hemisphere, Culver City, CA	12/07

+USA Championship Record; #short course

USA Marathon Champions by Year, Gender

(continued)

Men

Year	Champion	Time		Race	Date
1970	Robert Fitts	2:24:11		Redfield, IA	06/07
1971	Kenny Moore	2:16:49		Eugene, OR	06/06
1972	Edmund Norris	2:24:43		Liverpool, NY	05/21
1973	Douglas Schmenk	2:15:48		Burlingame, CA	06/17
1974	Ronald Wayne	2:18:53		Yonkers, NY	06/02
1975	Gary Tuttle	2:17:27		Western Hemisphere, Culver City, CA	12/07
1976	Gary Tuttle	2:15:15		Crowley, LA	10/16
1977	Edward Schelegle	2:18:11		Western Hemisphere, Culver City, CA	12/04
1978	Carl Hatfield	2:17:21		Skylon Int'l, Niagara Falls, NY	10/21
1979	Tom Antczak	2:15:28	#	Houston, TX	01/20
1980	Frank Richardson	2:13:54	#	Paul Masson, Cupertino, CA	01/27
1981	Robert Johnson	2:29:14		Raleigh, NC	05/10
1982	Joel Menges	2:32:29		Syracuse, NY	05/16
1983	Peter Pfiztinger	2:14:45		San Francisco, CA	07/24
1984	Ken Martin	2:11:24		California Int'l, Sacramento, CA	12/02
1985	Ken Martin	2:12:57		Pittsburgh, PA	05/05
1986	Bill Donakowski	2:10:41		Twin Cities, Minneapolis/St. Paul, MN	10/12
1987	Ric Sayre	2:13:54		Houston-Tenneco, TX	01/18
1988	Mark Conover	2:12:26		U.S. Olympic Trials: Jersey City, NJ	04/24
1989	Bill Reifsnnyder	2:12:09		New Jersey Waterfront, Jersey City, NJ	04/30
1990	Steve Spence	2:12:17		Columbus, OH	11/11
1991	Bill Reifsnnyder	2:12:39		Columbus, OH	11/10
1992	Steve Spence	2:12:43		U.S. Olympic Trials: Columbus, OH	04/11
1993	Ed Eyestone	2:14:34		Twin Cities, Minneapolis/St. Paul, MN	10/03
1994	Paul Pilkington	2:12:13		City of Los Angeles, CA	03/06
1995	Keith Brantly	2:14:27		USA NationsBank, Charlotte, NC	01/07
1996	Bob Kempainen	2:12:45		U.S. Olympic Trials: Charlotte, NC	02/17
1997	Dave Scudamore	2:13:48		UPMC/City of Pittsburgh, PA	05/04
1998	Keith Brantly	2:12:31		UPMC Health System/City of Pittsburgh, PA	05/03
1999	Alfredo Viguera	2:14:20		UPMC Health System/City of Pittsburgh, PA	05/02
2000	Rod DeHaven	2:15:30		U.S. Olympic Trials: Pittsburgh, PA	05/07
2001	Scott Larson	2:15:26		New York City, NY	11/04
2002	Dan Browne	2:11:35		Twin Cities, Minneapolis/St. Paul, MN	09/29
2003	Ryan Shay	2:14:29		USA Men's Championship, Birmingham, AL	02/08
2004	Alan Culpepper	2:11:42		U.S. Olympic Trials: Birmingham, AL	02/07
2005	Mbarak Hussein	2:18:28		Twin Cities, Minneapolis/St. Paul, MN	10/02
2006	Mbarak Hussein	2:13:52		Medtronic Twin Cities, Minneapolis/St. Paul, MN	10/01
2007	Ryan Hall	2:09:02	+	U.S. Olympic Trials: New York City, NY	11/03
2008	Fernando Cabada	2:16:32		Medtronic Twin Cities, Minneapolis/St. Paul, MN	10/05
2009	Meb Keflezighi	2:09:15		ING New York City, NY	11/01
2010	Sergio Reyes	2:14:02		Medtronic Twin Cities, Minneapolis/St. Paul, MN	10/03
2011	not held				

+USA Championship Record; #short course

SOURCE: USA Track & Field

USA Marathon Champions by Year, Gender

(continued)

Women

Year	Champion	Time	Race	Date
1974	Judy Ikenberry	2:55:18	West Valley, San Mateo, CA	02/10
1975	Kim Merritt	2:46:15	New York City, NY	09/28
1976	Julie Brown	2:45:33	Western Hemisphere, Culver City, CA	12/05
1977	Leal-Ann Reinhart	2:46:34	Minneapolis, MN	10/23
1978	Marty Cooksey	2:41:49	New York City, NY	10/22
1979	Susan Petersen	2:46:17	# Houston, TX	01/20
1980	Susan Munday	2:43:17	# Paul Masson, Cupertino, CA	01/27
1981	Nancy Conz	2:36:46	Avon Int'l, Ottawa, CAN	08/23
1982	Laurie Binder	2:39:46	Avon Int'l San Francisco, CA	06/06
1983	Julie Brown	2:26:26	+ Avon Int'l Los Angeles, CA	06/05
1984	Katy Schilly	2:32:40	California Int'l, Sacramento, CA	12/02
1985	Nancy Ditz	2:31:36	California Int'l, Sacramento, CA	12/08
1986	Kim Rosenquist	2:32:31	Twin Cities, Minneapolis/St. Paul, MN	10/12
1987	Janis Klecker	2:36:12	Grandma's, Duluth, MN	06/20
1988	Margaret Groos	2:29:50	U.S. Olympic Trials: Pittsburgh, PA	05/01
1989	Nan Doak-Davis	2:33:11	California Int'l, Sacramento, CA	12/03
1990	Jane Welzel	2:33:25	Grandma's, Duluth, MN	06/23
1991	Maria Trujillo	2:35:39	Long Beach, CA	05/05
1992	Janis Klecker	2:30:12	U.S. Olympic Trials: Houston, TX	01/26
1993	Linda Somers	2:34:11	California Int'l, Sacramento, CA	12/05
1994	Linda Somers	2:33:42	Grandma's, Duluth, MN	06/18
1995	Debbi Kilpatrick-Morris	2:34:42	USA Championship, Columbia, SC	02/11
1996	Jenny Spangler	2:29:54	U.S. Olympic Trials: Columbia, SC	02/10
1997	Julia Kirtland	2:37:46	Carolina Marathon, Columbia, SC	02/08
1998	Gwyn Coogan	2:33:37	Methodist Health Care Houston Marathon, TX	01/18
1999	Kim Pawelek	2:37:56	Twin Cities, Minneapolis/St. Paul, MN	10/03
2000	Chris Clark	2:33:31	U.S. Olympic Trials: Columbia, SC	02/26
2001	Deena Drossin	2:26:58	New York City, NY	11/04
2002	Jill Gaitenby	2:36:10	Twin Cities, Minneapolis/St. Paul, MN	09/29
2003	Sara Wells	2:35:37	Michelob Ultra USA Championship, St. Louis, MO	04/05
2004	Colleen De Reuck	2:28:25	U.S. Olympic Trials: St. Louis, MO	04/03
2005	Nicole Aish	2:40:21	Twin Cities, Minneapolis/St. Paul, MN	10/02
2006	Marla Runyan	2:32:17	Medtronic Twin Cities, Minneapolis/St. Paul, MN	10/01
2007	Deena Kastor	2:35:09	BAA Boston, MA	04/16
2008	Deena Kastor	2:29:35	U.S. Olympic Trials: Boston, MA	04/20
2009	Ilsa Paulson	2:31:49	Medtronic Twin Cities, Minneapolis/St. Paul, MN	10/04
2010	Shalane Flanagan	2:28:40	ING New York City, NY	11/07
2011	not held			

+USA Championship Record; #short course

SOURCE: USA Track & Field

U.S. Men's Olympic Trials Marathon History (1968-2008)

Since 1968, the U.S. Olympic marathon team has been selected at the Trials race. The top three earned coveted spots on the team (in recent Olympics, provided Olympic "A" standards were met). Before 1968, the U.S. Olympic marathoners were selected based on a series of marathon races. The history of the U.S. Olympic Marathon Trials, albeit short, is rich and storied. 1972 Olympic gold medalist and 1976 Olympic silver medalist in the marathon, **Frank Shorter** is the only man to finish first in consecutive U.S. Olympic Marathon Trials. In 1984, **Pete Pfitzinger** had the lead, lost the lead in the last mile and reclaimed the lead to win. At the 1988 Trials race, **Mark Conover** pulled a major upset with a stunning victory, while in 1996, **Bob Kempainen** won the race and a berth on his second Olympic team despite throwing up several times in the latter stages of the race. At the 2000 Trials race, the winner, **Rod DeHaven**, only had the Olympic Marathon "B" time standard (2:20 or faster) and thus, because the Trials champion was guaranteed an Olympic berth, he was the only U.S. male representative for the Olympic Marathon (the first time that the U.S. did not field a full marathon team). At the 2008 OMT held in 2007 in New York City's Central Park, **Ryan Hall** produced a sublime 2:09:02 against one of the best U.S. fields in the marathon.

1968: Alamosa, Colorado

Sunday, August 18

129 Entrants (no qualifying time), 113 Starters, 63 Finishers, at altitude
5.2 mile loop 5 times plus 385 yards

- | | |
|------------------------|-----------------|
| 1) George Young (AZ) | 2:30:48 (debut) |
| 2) Kenny Moore (OR) | 2:31:47 |
| 3) Ron Daws (MN) | 2:33:09 |
| 4) Bob Deines (CA) | 2:33:13 |
| 5) Steve Matthews (CO) | 2:33:17 |

1972: Eugene, Oregon

Sunday, July 9

Time standard = 2:30:00
100 Starters, 66 Finishers

- | | |
|-----------------------|-------------------------------|
| 1) Kenny Moore (OR) | 2:15:58# (tie), Trials record |
| 1) Frank Shorter (CO) | 2:15:58# |
| 3) Jack Bacheler (FL) | 2:20:30 |
| 4) Jeff Galloway (FL) | 2:20:30 |
| 5) Greg Brock (CA) | 2:22:30 |

#Trials record (previous record, 2:30:48, George Young, Alamosa 1968)

1976: Eugene, Oregon

Saturday, May 22

Time standard = 2:23:00
87 Qualifiers, 77 Starters, 49 Finishers

- | | |
|-----------------------|-------------------------|
| 1) Frank Shorter (FL) | 2:11:51#, Trials record |
| 2) Bill Rodgers (MA) | 2:11:58 |
| 3) Don Kardong (WA) | 2:13:54 |
| 4) Tony Sandoval (CA) | 2:14:58 |
| 5) Tom Fleming (NJ) | 2:15:48 |

#Trials record (previous record, 2:15:58, Frank Shorter and Kenny Moore, Eugene 1972)

U.S. Men's Olympic Trials Marathon History (1968-2008)

(continued)

1980: Buffalo, New York

Saturday, May 24

Time standard = 2:21:54

269 Qualifiers, 192 Starters, 125 Finishers

1) Tony Sandoval (NM)	2:10:19#, Trials record
2) Benji Durden (GA)	2:10:41
3) Kyle Heffner (TX)	2:10:55
4) Ron Tabb (TX)	2:12:39
5) Jeff Wells (TX)	2:13:16

56 men under 2:20:00 – Trials and U.S. record in same race

#Trials record (previous record, 2:11:51, Frank Shorter, Eugene 1976)

1984: Buffalo, New York

60th USA Men's Championship – 5th U.S. Men's Olympic Marathon Trials

Saturday, May 26

Time standard = 2:19:04

201 Qualifiers, 172 Starters, 108 Finishers

1) Pete Pfitzinger (NY)	2:11:43
2) Alberto Salazar (OR)	2:11:44
3) John Tuttle (GA)	2:11:50
4) Dave Gordon (OR)	2:11:59
5) Dean Matthews (OR)	2:12:25

1988: Jersey City, New Jersey

Sunday, April 24

Time standard = 2:20:00

132 Qualifiers, 115 Starters, 77 Finishers

Prize money = \$150,000

1) Mark Conover (CA)	2:12:26	\$50,000
2) Ed Eyestone (UT)	2:12:49	\$25,000
3) Pete Pfitzinger (MA)	2:13:09	\$20,000
4) Paul Gompers (MA)	2:14:20	\$15,000
5) Mark Curp (MO)	2:14:40	\$10,000

1992: Columbus, Ohio

Saturday, April 11

Time standard = 2:20:00

108 Qualifiers, 102 Starters, 55 Finishers

Prize money = \$214,000

1) Steve Spence (PA)	2:12:43	\$58,000*
2) Ed Eyestone (UT)	2:12:51	\$48,000*
3) Bob Kempainen (MN)	2:12:54	\$38,000*
4) Keith Brantly (FL)	2:14:16	\$15,000
5) Bill Reifsnyder (NM)	2:15:45	\$10,000

*Includes \$2000 time bonus (\$1000 for sub-2:14 and \$1000 for sub-2:13) and \$16,000 Olympic training stipend

U.S. Men's Olympic Trials Marathon History (1968-2008)

(continued)

1996: Charlotte, North Carolina

Saturday, February 17

Time standard = 2:20:00 (A); 2:22:00 (B)

135 Qualifiers, 116 Starters, 90 Finishers

Prize money = \$250,000

1) Bob Kempainen (MN)	2:12:45	\$100,000, Trials record first place purse
2) Mark Coogan (CO)	2:13:05	\$40,000
3) Keith Brantly (FL)	2:13:22	\$30,000
4) Steve Plasencia (MN)	2:14:20	\$20,000
5) Marco Ochoa (CO)	2:14:22	\$15,000

2000: Pittsburgh, Pennsylvania

Sunday, May 7

Time standard = 2:20:00 (A); 2:22:00 (B)

114 Qualifiers, 99 Starters, 78 Finishers

Prize money = \$225,000

1) Rod DeHaven (WI)	2:15:30	\$75,000*
2) Peter DeLaCerde (CO)	2:16:18	\$25,000
3) Mark Coogan (MD)	2:17:04	\$20,000
4) Scott Larson (CO)	2:17:15	\$17,500
5) Eddy Hellebuyck (NM)	2:18:30	\$15,000

*Includes \$35,000 Olympic Team Bonus

2004: Birmingham, Alabama

Saturday, February 7

Time standard = 2:20:00 (A); 2:22:00 (B)

104 Qualifiers, 85 Starters, 70 Finishers

Multi-loop course

Prize money = \$271,000 (Trials record)

1) Alan Culpepper (CO)	2:11:42	\$89,000*
2) Meb Keflezighi (CA)	2:11:47	\$60,500*
3) Dan Browne (OR)	2:12:02	\$47,000*
4) Trent Briney (MI)	2:12:35	\$16,000
5) Clint Verran (MI)	2:14:37	\$13,000

*Plus \$25,000, \$22,500 and \$20,000 Olympic Team Bonus

U.S. Men's Olympic Trials Marathon History (1968-2008)

(continued)

2008: New York City, NY

Saturday, November 3, 2007

Time standard = 2:20:00 (A); 2:22:00 (B)

Also: "B" for 5000m (track) = 13:40.00 & 10,000m (track) = 28:45.00

179 Qualifiers, 130 Starters, 104 Finishers

5-loop course in Central Park

Prize money = \$250,000

1) Ryan Hall (CA)	2:09:02#	\$80,000*	Trials and USA Championship record
2) Dathan Ritzenhein (OR)	2:11:07	\$60,000*	
3) Brian Sell (MI)	2:11:40	\$50,000*	
4) Khalid Khannouchi (NY)	2:12:34	\$20,000	
5) Jason Lehmkuhle (MN)	2:12:54	\$12,000	

#Trials and USA Championship record (previous Trials record, 2:10:19, Tony Sandoval, 1980 and USA Championship record, 2:10:41, Bill Donakowski, 1986)

*Includes \$20,000 bonus for Olympic Marathon participation - top 3 qualifiers

SOURCE: USATF and Running USA

U.S. Women's Olympic Trials Marathon History (1984-2008)

Unlike the men, Olympic marathon team selection for U.S. women has always been determined at the Olympic Trials, a one-day final. The first U.S. Women's Olympic Marathon Trials was held on May 12, 1984 and hosted by Olympia, Washington.

The past seven Olympic Trials have produced exciting races and poignant stories from **Joan Benoit's** amazing victory in Olympia to the triumphant return of **Margaret Groos** in Pittsburgh to **Janis Klecker's** recovery from a fall in Houston to the shockers in Columbia with **Jenny Spangler** (1996) and **Chris Clark** (2000) to **Colleen De Reuck's** upset of **Deena Kastor** to Kastor's comeback win in 2008 plus **Lisa Weidenbach's** (nee Larsen's) three heartbreaking fourth place finishes (1984, 1988 and 1992).

1984: Olympia, Washington

Saturday, May 12

Time standard = 2:51:16

267 Qualifiers, 238 Starters, 196 Finishers

1) Joan Benoit (ME)	2:31:04
2) Julie Brown (OR)	2:31:41
3) Julie Isphording (OH)	2:32:26
4) Lisa Larsen (MI)	2:33:10
5) Margaret Groos (VA)	2:33:38

109 women broke 2:50:00 – Trials and U.S. record in same race

1988: Pittsburgh, Pennsylvania

Sunday, May 1

Time standard = 2:50:00

246 Qualifiers, 204 Starters, 159 Finishers

Prize money = \$157,500

1) Margaret Groos (FL)	2:29:50#	\$25,000, Trials record
2) Nancy Ditz (CA)	2:30:14	\$25,000
3) Cathy O'Brien (NH)	2:30:18	\$25,000
4) Lisa Weidenbach (WA)	2:31:06	\$15,000
5) Kim Jones (WA)	2:32:16	\$10,000

#Trials record (previous record, 2:31:04, Joan Benoit, Olympia 1984) and course and state records (previous record, 2:31:53, Sylvia Ruegger (CAN), 1987)

1992: Houston, Texas

Sunday, January 26

Time standard = 2:45:00

118 Qualifiers, 89 Starters, 65 Finishers

Prize money = \$77,500

1) Janis Klecker (MN)	2:30:12	\$20,000
2) Cathy O'Brien (NH)	2:30:26	\$20,000
3) Francie Larrieu Smith (TX)	2:30:39	\$20,000
4) Lisa Weidenbach (WA)	2:33:32	\$5,000
5) Christine McNamara (CO)	2:34:35	\$4,000

U.S. Women's Olympic Trials Marathon History (1984-2008)

(continued)

1996: Columbia, South Carolina

Saturday, February 10

Time standard = 2:42:00 (A); 2:50:00 (B)

187 Qualifiers, 160 Starters, 129 Finishers

Prize purse = \$250,000

1) Jenny Spangler (IL)	2:29:54	\$45,000
2) Linda Somers (CA)	2:30:06	\$40,000
3) Anne Marie Lauck (GA)	2:31:18	\$35,000
4) Gwyn Coogan (CO)	2:33:51	\$18,000
5) Kristy Johnston (CO)	2:34:21	\$16,000

2000: Columbia, South Carolina

Saturday, February 26

Time standard = 2:42:00 (A); 2:50:00 (B)

210 Qualifiers, 170 Starters, 141 Finishers

Prize money = \$230,000

1) Chris Clark (AK)	2:33:31	\$45,000*
2) Kristy Johnston (WV)	2:35:36	\$30,000
3) Anne Marie Lauck (NJ)	2:36:05	\$25,000
4) Susannah Beck (OR)	2:36:46	\$18,000
5) Liz Wilson (OR)	2:37:27	\$16,000

*Includes \$10,000 bonus for Olympic Marathon participation where Clark finished 19th in a personal record (2:31:35).

2004: St. Louis, Missouri

Saturday, April 3

Time standard = 2:39:59 (A); 2:48:00 (B)

Multi-loop course in Forest Park

151 Qualifiers, 121 starters, 106 Finishers

Prize money = \$250,000

1) Colleen De Reuck (CO)	2:28:25#	\$45,000*, Trials record
2) Deena Kastor (CA)	2:29:38	\$40,000*
3) Jen Rhines (CA)	2:29:57	\$35,000*
4) Blake Russell (MA)	2:30:32	\$18,000
5) Magdalena Lewy Boulet (CA)	2:30:50	\$16,000

#Trials record (previous record, 2:29:50, Margaret Groos, Pittsburgh 1988) and course and state records (previous record, 2:35:37, Sara Wells, 2003)

*Includes \$10,000 bonus for Olympic Marathon participation

U.S. Women's Olympic Trials Marathon History (1984-2008)

(continued)

2008: Boston, Massachusetts

Sunday, April 20

Time standard = 2:39:00 (A); 2:47:00 (B)

Also: "B" for 10,000m (track) = 33:00.00

Multi-loop course in downtown Boston

181 Qualifiers, 146 starters, 124 Finishers

Prize money = \$250,000

1) Deena Kastor (CA)	2:29:35	\$60,000*, Trials record first place purse
2) Magdalena Lewy Boulet (CA)	2:30:19	\$50,000*
3) Blake Russell (CA)	2:32:40	\$40,000*
4) Zoila Gomez (CO)	2:33:53	\$20,000
5) Tera Moody (CO)	2:33:54	\$15,000

*Includes \$10,000 bonus for Olympic Marathon participation

SOURCE: USA Track & Field and Running USA

Men's Olympic Marathon Medalists and U.S. Results

1968 Mexico City, Mexico

Sunday, October 20, point-to-point course

Competitors: 75, Finishers: 57, Nations: 41

WB: 2:09:37, Derek Clayton (AUS)

1) Mamo Wolde	ETH	2:20:27
2) Kenji Kimihara	JPN	2:23:31
3) Michael Ryan	NZL	2:23:45
14) Kenny Moore	USA	2:29:50
16) George Young	USA	2:31:15
22) Ron Daws	USA	2:33:53

1972 Munich, Germany

Sunday, September 10

Competitors: 74, Finishers: 62, Nations: 39

WB: 2:08:34, Derek Clayton (AUS)

1) Frank Shorter	USA	2:12:20
2) Karel Lismont	BEL	2:14:32
3) Mamo Wolde	ETH	2:15:09
4) Kenny Moore	USA	2:15:40
9) Jack Bachelier	USA	2:17:39

1976 Montreal, Canada

Saturday, July 31

Competitors: 67, Finisher: 60, Nations: 36

WB: 2:08:34, Derek Clayton (AUS)

1) Waldemar Cierpinski	GDR	2:09:55, Olympic Record
2) Frank Shorter	USA	2:10:46
3) Karel Lismont	BEL	2:11:13
4) Don Kardong	USA	2:11:16
40) Bill Rodgers	USA	2:25:15

1980 Moscow, Soviet Union

Friday, August 1

Competitors: 74, Finishers: 53, Nations: 40

WB: 2:08:34, Derek Clayton (AUS)

1) Waldemar Cierpinski	GDR	2:11:03
2) Gerald Nijboer	HOL	2:11:20
3) Satymkul Dzhumanazarov	URS	2:11:55

U.S. boycott, marathon team members were: Tony Sandoval, Benji Durden and Kyle Heffner.

Men's Olympic Marathon Medalists and U.S. Results

(continued)

1984 Los Angeles, United States

Sunday, August 12, point-to-point course

Competitors: 107, Finishers: 78, Nations: 59

WB: 2:08:18, Rob De Castella (AUS)

1) Carlos Lopes	POR	2:09:21, Olympic Record
2) John Treacy	IRL	2:09:56
3) Charles Spedding	GBR	2:09:58
11) Pete Pfitzinger	USA	2:13:53
15) Alberto Salazar	USA	2:14:19
John Tuttle		DNF

1988 Seoul, South Korea

Sunday, October 2

Competitors: 118, Finishers: 98, Nations: 66

WB: 2:06:50, Belayneh Densimo (ETH)

1) Gelindo Bordin	ITA	2:10:32
2) Douglas Wakiihuri	KEN	2:10:47
3) Ahmed Salah	DJI	2:10:59
14) Pete Pfitzinger	USA	2:14:44
29) Ed Eyestone	USA	2:19:09
Mark Conover	USA	DNF
51) Gary Fanelli	USA*	2:25:35

*Represented American Samoa (U.S. territory).

1992 Barcelona, Spain

Sunday, August 9, point-to-point course

Time standard = 2:14:00

Competitors: 110, Finishers: 87, Nations: 72

WB: 2:06:50, Belayneh Densimo (ETH)

1) Hwang Young-Jo	KOR	2:13:23
2) Koichi Morishita	JPN	2:13:45
3) Stephan Freigang	GER	2:14:00
12) Steve Spence	USA	2:15:21
13) Ed Eyestone	USA	2:15:23
17) Bob Kempainen	USA	2:15:53

1996 Atlanta, United States

Sunday, August 4

Time standard = 2:16:00 (A); 2:25:00 (B)

Competitors: 124, Finishers: 111, Nations: 79

WB: 2:06:50, Belayneh Densimo (ETH)

1) Josiah Thugwane	RSA	2:12:36
2) Lee Bong-Ju	KOR	2:12:39
3) Eric Wainaina	KEN	2:12:44
28) Keith Brantly	USA	2:18:17
31) Bob Kempainen	USA	2:18:38
41) Mark Coogan	USA	2:20:27

Men's Olympic Marathon Medalists and U.S. Results

(continued)

2000 Sydney, Australia

Sunday, October 1, point-to-point course

Time standard = 2:14:00 (A); 2:20:00 (B)

Competitors: 100, Finishers: 81, Nations: 66

WB: 2:05:42, Khalid Khannouchi (USA)

1) Gezahenge Abera	ETH	2:10:11
2) Eric Wainaina	KEN	2:10:31
3) Tesfaye Tola	ETH	2:11:10
69) Rod DeHaven	USA	2:30:46

2004 Athens, Greece

Sunday, August 29, hilly, point-to-point course

Time standard = 2:15:00 (A); 2:18:00 (B)

Marathon to Athens

Competitors: 101, Finishers: 81, Nations: 60

WR: 2:04:55, Paul Tergat (KEN)

1) Stefano Baldini	ITA	2:10:55
2) Meb Keflezighi	USA	2:11:29
3) Vanderlei de Lima	BRA	2:12:11
12) Alan Culpepper	USA	2:15:26
65) Dan Browne	USA	2:27:17

2008 Beijing, China

Sunday, August 24, flat, point-to-point course

Time standard = 2:15:00 (A); 2:18:00 (B)

Competitors: 98, Finishers: 76, Nations: 57

WR: 2:04:26, Haile Gebrselassie (ETH)

1) Sammy Wanjiru	KEN	2:06:32, Olympic Record
2) Jaouad Gharib	MAR	2:07:16
3) Tsegay Kebede	ETH	2:10:00
9) Dathan Ritzenhein	USA	2:11:59
10) Ryan Hall	USA	2:12:33
22) Brian Sell	USA	2:16:07

Olympic Marathon Medals

won by U.S. men = 10 (most of any country)

Gold (3) – Frank Shorter (Munich 1972), Johnny Hayes (London 1908), Thomas Hicks (St. Louis 1904)

Silver (2) – Meb Keflezighi (Athens 2004), Frank Shorter (Montreal 1976)

Bronze (5) – Clarence DeMar (Paris 1924), Gaston Strobino (Stockholm 1912), Joseph Forshaw (London 1908), William Frank (Athens 1906*), Arthur Newton (St. Louis 1904)

*Athens 1906, Interim Olympics

Women's Olympic Marathon Medalists and U.S. Results

1984 Los Angeles, United States

Sunday, August 5, point-to-point course

Competitors: 50, Finishers: 44, Nations: 28

WB: 2:22:43, Joan Benoit (USA)

1) Joan Benoit	USA	2:24:52, Olympic Record (inaugural event)
2) Grete Waitz	NOR	2:26:18
3) Rosa Mota	POR	2:26:57
36) Julie Brown	USA	2:47:33
Julie Isphording	USA	DNF

1988 Seoul, South Korea

Friday, September 23

Competitors: 69, Finishers: 64, Nations: 39

WB: 2:21:06, Ingrid Kristiansen (NOR)

1) Rosa Mota	POR	2:25:40
2) Lisa Martin	AUS	2:25:53
3) Katrin Dorre	GDR	2:26:21
17) Nancy Ditz	USA	2:33:42
39) Margaret Groos	USA	2:40:59
40) Cathy O'Brien	USA	2:41:04

1992 Barcelona, Spain

Saturday, August 1, point-to-point course

Time standard = 2:35:00

Competitors: 47, Finishers: 37, Nations: 31

WB: 2:21:06, Ingrid Kristiansen (NOR)

1) Valentina Yegorova	RUS	2:32:41
2) Yuko Arimori	JPN	2:32:49
3) Lorraine Moller	NZL	2:33:59
10) Cathy O'Brien	USA	2:39:42
12) Francie Larrieu Smith	USA	2:41:09
21) Janis Klecker	USA	2:47:17

1996 Atlanta, United States

Sunday, July 28

Time standard = 2:35:00 (A); 2:50:00 (B)

Competitors: 86, Finishers: 65, Nations: 51

WB: 2:21:06, Ingrid Kristiansen (NOR)

1) Fatuma Roba	ETH	2:26:05
2) Valentina Yegorova	RUS	2:28:05
3) Yuko Arimori	JPN	2:28:39
10) Anne Marie Lauck	USA	2:31:30
31) Linda Somers	USA	2:36:58
Jenny Spangler	USA	DNF

Women's Olympic Marathon Medalists and U.S. Results

(continued)

2000 Sydney, Australia

Sunday, September 24, point-to-point course

Time standard = 2:33:00 (A); 2:45:00 (B)

Competitors: 54, Finishers: 45, Nations: 36

WB: 2:20:43, Tegla Loroupe (KEN)

1) Naoko Takahashi	JPN	2:23:14, Olympic Record
2) Lidia Simon	ROM	2:23:22
3) Joyce Chepchumba	KEN	2:24:45
19) Chris Clark	USA	2:31:35

2004 Athens, Greece

Sunday, August 22, hilly, point-to-point course

Time standard = 2:37:00 (A); 2:42:00 (B)

Marathon to Athens

Competitors: 82, Finishers: 66, Nations: 47

WR: 2:15:25, Paula Radcliffe (GBR)

1) Mizuki Noguchi	JPN	2:26:20
2) Catherine Ndereba	KEN	2:26:32
3) Deena Kastor	USA	2:27:20
34) Jen Rhines	USA	2:43:52
39) Colleen De Reuck	USA	2:46:30

2008 Beijing, China

Sunday, August 17, flat, point-to-point course

Time standard = 2:37:00 (A); 2:42:00 (B)

Competitors: 82, Finishers: 69, Nations: 46

WR: 2:15:25, Paula Radcliffe (GBR)

1) Constantina Tomescu Dita	ROU	2:26:44
2) Catherine Ndereba	KEN	2:27:06
3) Chunxiu Zhou	CHN	2:27:07
27) Blake Russell	USA	2:33:13

Deena Kastor (USA) – DNF (right foot)

Magdalena Lewy Boulet (USA) – DNF (knee)

Olympic Marathon Medals

won by U.S. women (2)

Gold – Joan Benoit (Los Angeles 1984)

Bronze – Deena Kastor (Athens 2004)

Marathon Records

U.S. OLYMPIC TRIALS EVENT RECORD

2:09:02	Ryan Hall (CA)	New York, NY	11/03/07
2:28:25	Colleen De Reuck (CO)	St. Louis, MO	04/03/04

USA CHAMPIONSHIP EVENT RECORD

2:09:02	Ryan Hall (CA)	New York, NY	11/03/07
2:26:26	Julie Brown (OR)	Avon Int'l Los Angeles, CA	06/05/83

U.S. RECORD

2:05:38	Khalid Khannouchi (NY)	Flora London, GBR	04/14/02
2:19:36	Deena Kastor (CA)	Flora London, GBR	04/23/06

WORLD RECORD

2:03:38	Patrick Makau (KEN)	BMW Berlin, GER	09/25/11
2:15:25	Paula Radcliffe (GBR)	Flora London, GBR	04/13/03

OLYMPIC RECORD

2:06:32	Sammy Wanjiru (KEN)	Olympics: Beijing, CHN	08/24/08
2:23:14	Naoko Takahashi (JPN)	Olympics: Sydney, AUS	09/24/00

SOURCE: USA Track & Field and Running USA

Top 10 U.S. Olympic Trials Marathon Times By Gender

MEN

<u>Time</u>	<u>Place</u>	<u>Athlete</u>
2:09:02	1	Ryan Hall (2008)
2:10:19	1	Tony Sandoval (1980)
2:10:41	2	Benji Durden (1980)
2:10:55	3	Kyle Heffner (1980)
2:11:07	2	Dathan Ritzenhein (2008)
2:11:40	3	Brian Sell (2008)
2:11:42	1	Alan Culpepper (2004)
2:11:43	1	Pete Pfitzinger (1984)
2:11:44	2	Alberto Salazar (1984)
2:11:47	2	Meb Keflezighi (2004)

WOMEN

<u>Time</u>	<u>Place</u>	<u>Athlete</u>
2:28:25	1	Colleen De Reuck (2004)
2:29:35	1	Deena Kastor (2008)
2:29:38	2	Deena Kastor (2004)
2:29:50	1	Margaret Groos (1988)
2:29:54	1	Jenny Spangler (1996)
2:29:57	3	Jen Rhines (2004)
2:30:06	2	Linda Somers (1996)
2:30:12	1	Janis Klecker (1992)
2:30:14	2	Nancy Ditz (1988)
2:30:18	3	Cathy O'Brien (1988)

U.S. Olympic Trials Marathon Best Time By Place

MEN

Place	Time	Athlete
1	2:09:02	Ryan Hall (2008)
2	2:10:41	Benji Durden (1980)
3	2:10:55	Kyle Heffner (1980)
4	2:11:59	Dave Gordon (1984)
5	2:12:25	Dean Matthews (1984)
6	2:12:41	Tony Sandoval (1984)
7	2:13:29	Greg Meyer (1984)
8	2:13:30	Bill Rodgers (1984)
9	2:14:17	Frank Richardson (1980)
10	2:14:22	Dennis Rinde (1980)

WOMEN

Place	Time	Athlete
1	2:28:25	Colleen De Reuck (2004)
2	2:29:38	Deena Kastor (2004)
3	2:29:57	Jen Rhines (2004)
4	2:30:32	Blake Russell (2004)
5	2:30:50	Magdalena Lewy Boulet (2004)
6	2:31:53	Heather Hanscom (2004)
7	2:33:15	Sara Wells (2004)
8	2:33:31	Lynn Nelson (1988)
9	2:33:46	Julie Isphording (1988)
10	2:34:26	Sue Marchiano (1988)

U.S. Olympic Trials Marathon Record Progression

MEN

<u>Time</u>	<u>Athlete</u>	<u>Year</u>	<u>Place</u>
2:30:48	George Young (AZ)	1968	Alamosa, CO
2:15:58 (tie)	Kenny Moore (OR)	1972	Eugene, OR
2:15:58 (tie)	Frank Shorter (CO)	1972	Eugene, OR
2:11:51	Frank Shorter (FL)	1976	Eugene, OR
2:10:19	Tony Sandoval (NM)	1980	Buffalo, NY
2:09:02	Ryan Hall (CA)	2008	New York City, NY (held in Nov. 2007)

WOMEN

<u>Time</u>	<u>Athlete</u>	<u>Year</u>	<u>Place</u>
2:31:04	Joan Benoit (ME)	1984	Olympia, WA
2:29:50	Margaret Groos (FL)	1988	Pittsburgh, PA
2:28:25	Colleen De Reuck (CO)	2004	St. Louis, MO

SOURCE: USA Track & Field and Running USA

U.S. Olympic Trials Marathon Margin of Victory

MEN

<u>Year</u>	<u>Margin of Victory</u>
1968	59 seconds
1972	tie (same time)
1976	7 seconds
1980	22 seconds
1984	1 second
1988	23 seconds
1992	8 seconds
1996	20 seconds
2000	48 seconds
2004	5 seconds
2008	2 minutes, 5 seconds (biggest victory margin)

WOMEN

<u>Year</u>	<u>Margin of Victory</u>
1984	37 seconds
1988	24 seconds
1992	14 seconds
1996	12 seconds (smallest victory margin)
2000	2 minutes, 5 seconds (biggest victory margin)
2004	1 minute, 13 seconds
2008	44 seconds