


Rugby. True colours

# Australian Rugby Union 2005 Annual Report

Love of the Game

Pride

Tradition & Heritage



Australian Rugby Union 2005 Annual Report



Camaraderie

Teamwork

Australian Rugby Union Ltd.

Level 7, 181 Miller Street North Sydney NSW 2060

PO Box 188 North Sydney NSW 2059

Telephone +61 2 9956 3444 Facsimile +61 2 9955 3299

[www.rugby.com.au](http://www.rugby.com.au)

ACN 002 898 544





## Mission

The growth and success of Rugby while upholding the values of the Game.

## Vision

- Australia to be a world Rugby power.
- Rugby to be enjoyed as Australia's fastest growing team participation sport.
- Rugby to be the most successful form of sports entertainment in Australia.
- Rugby's values and ethos continue to set it apart from other sporting codes.
- Strong, autonomous Unions with a shared vision for Australian Rugby.
- Australian Rugby to be customer focused.

## Values

**Innovation:** We ensure Australian Rugby has the leading edge through innovation, and sets the standard by which others follow.

**Integrity:** Australian Rugby operates in a transparent and ethical manner.

**Professionalism:** We promote the excellence in our approach to the corporate realities/imperatives of Rugby.

**Teamwork:** We focus on results using the discipline, cooperation, mateship and camaraderie associated with Rugby.

**Pride:** We exemplify the spirit of Rugby.

**Energy:** We work with enthusiasm and go the extra mile.



## The year that was...

### January 10

The Australian Rugby Union donates \$50,000 to the Australian Red Cross Asia Quake and Tsunami Appeal.

### January 24

The ARU, State Unions and Rugby Union Players Association announce the signing of a new four-year Collective Bargaining Agreement.

### February 9

The 2005 Tooheys New Super 12 season is officially launched in Sydney.

### February 16

RugbyWA takes its next big step towards the Super 14 competition, with the appointment of Peter O'Meara as Chief Executive Officer. Twelve days later (February 28) John Mitchell is appointed Head Coach of the new Super 14 team.

### February 23

EdRugby, the ARU's award-winning national education program for schools registers its 1,300th school.

### March 1

Classic Wallaby Glen Ella is appointed Head Coach of the Australian Sevens.

### March 4

Australian Rugby enjoys its second year of success at the Australian Sports Commission's annual Ausport Awards, with ARU Referee Education Manager Kim Lees winning the Officials Development Award and EdRugby receiving a high commendation in the Junior Sport category.

### March 5

George Gregan, Phil Waugh and Chris Latham (man-of-the-match) represent the Southern Hemisphere in the North v South iRB Rugby Aid match for the Asian Earthquake and Tsunami appeals. Former Wallaby coach Rod Macqueen coaches the Southern Hemisphere side.

### April 5

Wallaby and Waratah hooker Brendan Cannon becomes the first player to join the new Perth-based Super 14 team. Nathan Sharpe signs on the next day.

### April 14

New Zealand defeats Australia 4-3 in a gripping Semi Final penalty shootout at the iRB U19 World Championship. Australia goes on to win the play-off for third place against England.

### April 19

RugbyWA unveils the name and logo of its Super 14 team - the Western Force.

### April 27

More than 60 delegates from around the country meet in Sydney for a two-day National Conference aimed at developing a collaborative national plan for Australian Rugby.

### April 28

The ARU announces at the Annual General Meeting another year of record growth across all key performance indicators. The meeting also sees Dilip Kumar appointed ARU Chairman and Paul McLean appointed ARU President.

### May 31

The 2005 Bundaberg Rum Rugby Series is officially launched, featuring the announcement of the Qantas Wallabies squad.

### June 1

Chris Latham wins his fourth Tooheys New Super 12 Player of the Series Award.

### June 1

The Seven Network secures the free-to-air television rights to Test match Rugby in Australia until 2010 from News Limited.

### June 8

Leading electronics manufacturer Panasonic signs a three-year partnership agreement with the ARU.

### June 25

Australia is runner up at the iRB U21 World Championship, after going down to South Africa 24-20 in a thrilling final.

### July 15

The ARU and QRU announce Suncorp Stadium as the venue for the Bledisloe Cup match and Tri Nations Test against South Africa in 2006, making it the first time Brisbane hosts a Bledisloe Cup since 1996.

### July 29

Australia's 2007 iRB Women's RWC campaign takes a major step, with the appointment of a Head Coach (Steve Hamson) and Assistant Coach (John Manenti) for the Wallaroos.

### August 4

John Eales is named captain of the Wallaby "Team of the Decade". A full team list can be found on page 11.

### August 11

The Boards of the Australian and New Zealand Rugby Unions hold a joint meeting in Sydney ahead of the Bledisloe Cup, to discuss a range of issues affecting both Unions.

### August 19

SANZAR launches a bold new logo for the inaugural Super 14 competition.

### August 22

The National Unions of Australia and Japan sign a historic Rugby Accord in Tokyo, designed to promote cooperation between the two Unions.

### September 16

The ARU embraces historic constitutional reform at the Mid Year General Meeting in Sydney, including the introduction of two Board-appointed directors.

### October 5

SANZAR announces the draw for the inaugural Super 14 competition.

### October 14

Qantas Wallaby hooker Jeremy Paul wins the coveted John Eales Medal at the annual John Eales Medal Dinner. The same night, Australian Rugby inducts five Rugby legends into the inaugural Wallaby Hall of Fame - Tom Richards, Col Windon, Ken Catchpole, John Thornett and Mark Ella.

### October 25

The ARU unveils a new-look Wallaby jersey on eve of the team's departure for the Spring Tour.

### November 5

George Gregan becomes the world's most capped Rugby player, overtaking Jason Leonard (114 Tests).

### November 9

Bundaberg Rum renews its partnership deal with the ARU for the next five years, bringing its total investment in Rugby to \$50 million over a decade.

### November 28

Former ARU President Peter Crittle AO is awarded the Vernon Pugh Award for Distinguished Service at the annual iRB Awards Ceremony in Paris. The same night, Qantas Wallabies young gun Tatafu Polota-Nau is named iRB U21 Player of the Year.

### December 5

One of Australia's most experienced Test referees Andrew Cole hangs up his boots after nearly 20 years refereeing.



Ron Graham  
Chairman



Australian Rugby reached an important milestone in 2005 that promises to impact on our game for many years to come. The decision of the mid-year meeting to embrace constitutional reform is the most important development since Rugby took the decision to become an open game a decade ago.

The key pillars of the ARU reform involved the creation of two Board-appointed Directors positions and the decision that all ARU Directors must be non-aligned.

To accommodate two Board-appointed Directors, the New South Wales and Queensland Rugby Unions effectively gave up the right to nominate one director each. These two positions will now be decided by the Board, following an exhaustive process to locate the talent required to make a positive contribution to our game. The ARU acknowledges the significance of this concession by the two state Unions in the best interests of the game nationally.

The second pillar is the decision that no ARU Director can hold a position with another Union. In the past, there is no question that many directors have felt the pinch of conflict on issues that significantly impacted on both state and the national body. An ARU Director now wears only one hat and the capacity for conflict is removed. Again, this was a leap of faith for our two biggest Unions.

Thanks should go to former Chairman of the ARU, Bob Tuckey, the architect of the new structure, and to my predecessor, Dilip Kumar, who ensured the passage of the changes at the mid year meeting.

While not pretending that these developments had unanimous support – indeed, the debate was a passionate and sincere one – I believe these reforms will deliver substantial benefits to future generations in our game. Now, the ARU is poised to exploit a wonderful opportunity to bolster the capacity of the Board in key areas of expertise and make the critical decisions for our game, free from the stain of factionalism.

At an international level it is vital we retain and build on our presence in the major decision making bodies of the International Rugby Board and this year, the ARU took significant strides to increase our effectiveness and influence at the iRB.

Following the historic iRB Governance changes approved by the iRB in November 2004, Bob Tuckey, Chairman of the ARU at the time stood down in April 2005 to take up an elected role as Vice Chairman of the iRB. Bob is also Chairman of the iRB Audit and Risk Committee, a Director of Rugby World Cup Limited and Chairman of a newly formed iRB/Pacific Islands Advisory Committee (PIAC), set up by the iRB to administer the iRB investment £7 million over three years in High Performance and strategic initiatives in the Oceania region, particularly for Tier 2 Unions, Fiji, Samoa and Tonga.

Also this year, Managing Director & CEO Gary Flowers was appointed to the High Performance Committee, former Wallaby Coach Rod Macqueen and former Wallaby Captain John Eales were appointed as advisors to the iRB and former Australian Referee Dick Byres was re-elected as a member of the iRB Referees Selectors Panel.

Australia paid great attention to our obligations to the iRB for the betterment of the game globally and also to protect the interests of Australian Rugby. In turn, the iRB has also looked to Australia to fill a number of important roles, as it seeks to improve the competitiveness of Tier 2 countries.

In doing so, in 2005 Australian Rugby hosted Samoa for three matches, against NSW Country, the Wallabies and a Northern Territory invitational side; entered into an historic long term accord with Japan Rugby Union to promote cooperation between the two Unions; and acted as Treasurer for the Federation of Oceania Rugby Union. In addition, Australian Rugby is involved with a number of Pacific and Asian countries, developing the skills of local coaches and referees.

However, our immediate international objectives lie closer to home. It is true that there has been some tension with our SANZAR partner New Zealand following the iRB Council vote on which country should host the Rugby World Cup in 2011.

New Zealand has been a long-standing and close partner of the Australian Rugby Union. However, as a Member Union of the iRB, our decision to vote for Japan at the iRB Council meeting was based on the ARU's view of what is best for the game globally. The ARU remains firmly of the view that an opportunity exists to grow the game internationally, with the Asian market clearly identified as a growth area. Japan would have hosted an excellent tournament.

Ultimately, the iRB Council voted for New Zealand and the ARU accepts that decision. We have offered the New Zealand Rugby Union not only our best wishes but also any support we can give. In recent years we have helped New Zealand prepare for what was a very successfully conducted tour by the British and Irish Lions and that assistance is also available for RWC 2011. With goodwill and a mature approach by both parties, I am positive that the very best of relations will be restored between the two countries. We each have much to gain from a cooperative approach and much to lose otherwise.

Financially, 2005 was an extremely good year, with the actual surplus for the year being the largest the ARU has achieved outside of the RWC year in 2003. Overall, the ARU managed to increase allocations to our Member Unions by a further \$600,000, bringing the total allocations to a record \$9 million, including \$1.7 million of RWC 2003 legacy funding.

ARU reserves were boosted under the Capital Management Strategy to \$21.7 million as a result of the stronger surpluses in 2004 and 2005. Whereas the Capital Management Strategy was to be \$20 million at the end of 2005, it is now in a much stronger position. The ARU Board resolved in 2005 to achieve a target of \$25 million, so this result sees us well down this path.

As noted in the Managing Director & CEO'S Report, a change in financial reporting sees the ARU record a book deficit of \$3.2 million, however this figure takes into account RWC 2003 legacy spending. That money was actually earned two years ago, but is still being spent now. The actual trading result was a healthy \$2.1 million after allocations to Member Unions.

Rugby is continuing to grow. Participation has now passed 176,000 at the grass roots base, while our professional base has also increased as we moved during 2005 towards four professional sides for the Super 14 competition. There is a delicate balance to be achieved between remaining competitive at the international level, providing for the grass roots and prudently providing for the future.

As evidenced in the allocations to Member Unions, the ARU makes a significant direct contribution to those members, as well as an indirect benefit through the provision of resources for coaches, referees and, importantly, player development via the National Talent Squad, National Under 16 Championship and other vehicles.

It is a reasonable debate to have regarding priorities, but there is an important point to be made about Rugby's commitment to the professional end of the game compared with our major domestic rivals Rugby League and AFL.

Our Qantas Wallabies and Tooheys New Super 14 sides do not sit in isolation, as they effectively do in League and AFL. We cannot remain competitive on the international stage if we invest the same or less resources into this level of football each year.

Equally, our future playing strength is drawn from our grass roots, which is why structures such as the National Talent Squad are important and that resources for coach and club development are maintained.

Having said that, the vast majority of players choose Rugby for the simple pleasure of the game and the enjoyment of its inherent values and community spirit. Clearly, we all have a role to play in keeping the game healthy at the national, state and club level.

However, we do so with finite resources and the compelling proviso that we must all live within our means. I can assure you that the Australian Rugby Union seeks to grow our game using every resource available to it, but we will not live beyond our means.

In closing I would like to thank the Board for their support during my short time as Chairman. The next Board of the ARU will, as mentioned earlier in this report, look very different.

I would also like to pay tribute to both Bob Tuckey and Dilip Kumar, who have served with distinction as Directors and as Chairmen of the ARU.

To Gary Flowers, Managing Director and Chief Executive Officer, I offer the thanks of the Board for your leadership of the organisation over the past 12 months. Many positive changes have been initiated that have improved communication with our Member Unions and also within the organisation, that can be directly attributed to Gary's efforts to overhaul the structures that underpin our game. I am sure we will all have cause to reflect on the positive benefits of these initiatives in the years to come.

Finally, my thanks to the staff of the ARU, whose contribution to the game is tireless. So many of them are not only employees of the Union, but also volunteers and contributors on a range of levels that often go unrecognised.

While the results recorded by the Wallabies in 2005 should not be regarded as acceptable, I am positive the appropriate measures will see our fortunes at the national level restored to a status that befits Australia as a leading nation in world Rugby.



**Gary Flowers**  
Managing Director & CEO



The year 2005 presented Australian Rugby with the curious dichotomy of a poor scorecard for our national team, the Qantas Wallabies, while all the fundamentals of our game were significantly strengthened across the board.

The impact of a disappointing Wallaby season cannot be underestimated, but any organisation that can tick the boxes in relation to the vast majority of its key performance indicators is entitled to look to the future with justified confidence.

The key point is that Australian Rugby can sustain the vagaries of professional sport, provided it is honest about the factors that have contributed to that position and provided that all other elements of the business are sound.

In a year when participation topped a record 176,000 players, almost doubling the figure of ten years ago, sponsorship exceeded the \$20 million mark annually, record ratings were recorded for Super Rugby and record crowds flocked to Super 12 and Test Rugby, it is hard to believe that collectively, we might find cause for complaint.

Further, the New South Wales Waratahs reached the final of the Tooheys New Super 12, our Elite Player Development Program unearthed a pool of new talent, which has found its way into both Super Rugby and the Test arena, and agreement to create an Australian Provincial Competition was finally achieved.

While yet to enter the competition, the Western Force also emerged as a major new player in Australian Rugby, providing opportunity for players at a variety of career points.

The response of the Western Australian public also rewarded the ARU's faith in selecting Western Australia as a home for the new team. An extraordinary membership base, sponsorship portfolio and a promising player roster all bode well for the future of the Force.

Start-up sporting businesses take time and the work undertaken by RugbyWA will ensure that success should be achieved in the short to medium term.

Rugby is a results-driven game and the win/loss record for the Qantas Wallabies was not regarded as acceptable two years out from Rugby World Cup 2007.

In December 2005, the ARU judged that change was needed in the coaching structure of the Wallabies and, as a consequence, a decision was taken to seek a new coach for the national side.

Eddie Jones has made an enormous contribution to our game, but it was apparent that change was needed if the Wallabies are to be competitive at RWC 2007.

This year, Australian Rugby embraced a critical strategic planning framework that defined the organisation's goals and provided measurements against those goals.

Significant progress was made towards cementing our long-term strategy as we enter the second decade of professionalism, with reserves bolstered considerably following the successful staging of Rugby World Cup 2003.

Early in the year, considerable time was invested by the management team to develop the Australian Rugby Strategic Framework – a reinvigorated Mission and Vision statement underpinned by 10 Strategic Goals and six Organisational Values.

Extensive stakeholder consultation was conducted to ensure alignment between all the Rugby bodies in Australia, culminating in the formal adoption of the framework by all at the National Conference in April. The framework is presented later in this report.

Another important innovation during 2005 was the adoption of a "Scorecard" approach to goal setting and performance measurement.

Linked to our 10 Strategic Goals, key performance indicators have been agreed at organisation-wide and departmental levels and are reflected in the personal workplans of every individual. Scorecard results are linked to remuneration and provide transparent accountability of achievements at all levels.

At a senior management workshop at the end of the year Australian Rugby took a significant next step on our strategic journey, as we reviewed our strategy from the perspective of our key stakeholders, focusing on the key benefits we deliver to these groups.

Emerging from this are a number of new strategic initiatives, which will be refined by the Board at a planning workshop scheduled for early in the new year.

Looking ahead, the organisation is strongly committed to ensuring that the organisational values so important to our game are embedded in our culture, on and off the field, for players and administrators alike. To this end, throughout the year we have initiated practices to encourage players, administrators and staff to foster a culture that embraces our Mission, Vision and Values.

Much effort has also been put in to ensure that communication between the ARU and Member Unions remains open and

frequent. In particular, monthly meetings involving the ARU and CEO's of the Super 12/14 Unions have assisted in resolving a raft of issues and progressing a renewed Memoranda of Understanding between the national and state bodies.

We will not always agree, but the open communication channels have ensured that past conflicts based on incorrect assumptions have been avoided.

The creation of the inaugural Australian Provincial Competition is testament to that communication process. While there is still some way to go on agreeing on a longer-term format, the necessity to create such a competition was the overriding factor in the decision to launch the inaugural tournament in 2006, involving the four Super 14 teams.

The Union remains in strong financial shape, even with the establishment of a fourth Super 14 team.

While the accounts show a book deficit of \$3.2 million, this is due to new accountancy requirements which reflect the spending of some the Rugby World Cup surplus in this year's accounts, although the surplus was earned in 2003 and allocated the following year.

Some of this spend relates to vitally important projects such as the Elite Player Development Program, which continues to unearth the Wallabies and Super 14 players of tomorrow.

Without that spending, our books would indicate a successful trading year in which the ARU recorded a healthy \$2.1 million operating surplus, after allocations totalling \$7.3 million to Member Unions (\$9 million in total, less \$1.7 million in RWC 2003 legacy funding).

In conclusion, I would like to thank the Board for its support throughout 2005 and the leadership that has resulted in quite fundamental reform for Rugby's future through the introduction of Board-appointed Directors and a doctrine of non-alignment for ARU Directors.

I would also like to thank the management and staff for their outstanding efforts throughout the year. The rewards for this dedication in 2005 will, without doubt, be fully appreciated in the years immediately ahead.

## Rugby Strategy – a Vision for Rugby by 2010

### Key goals and their relative priorities

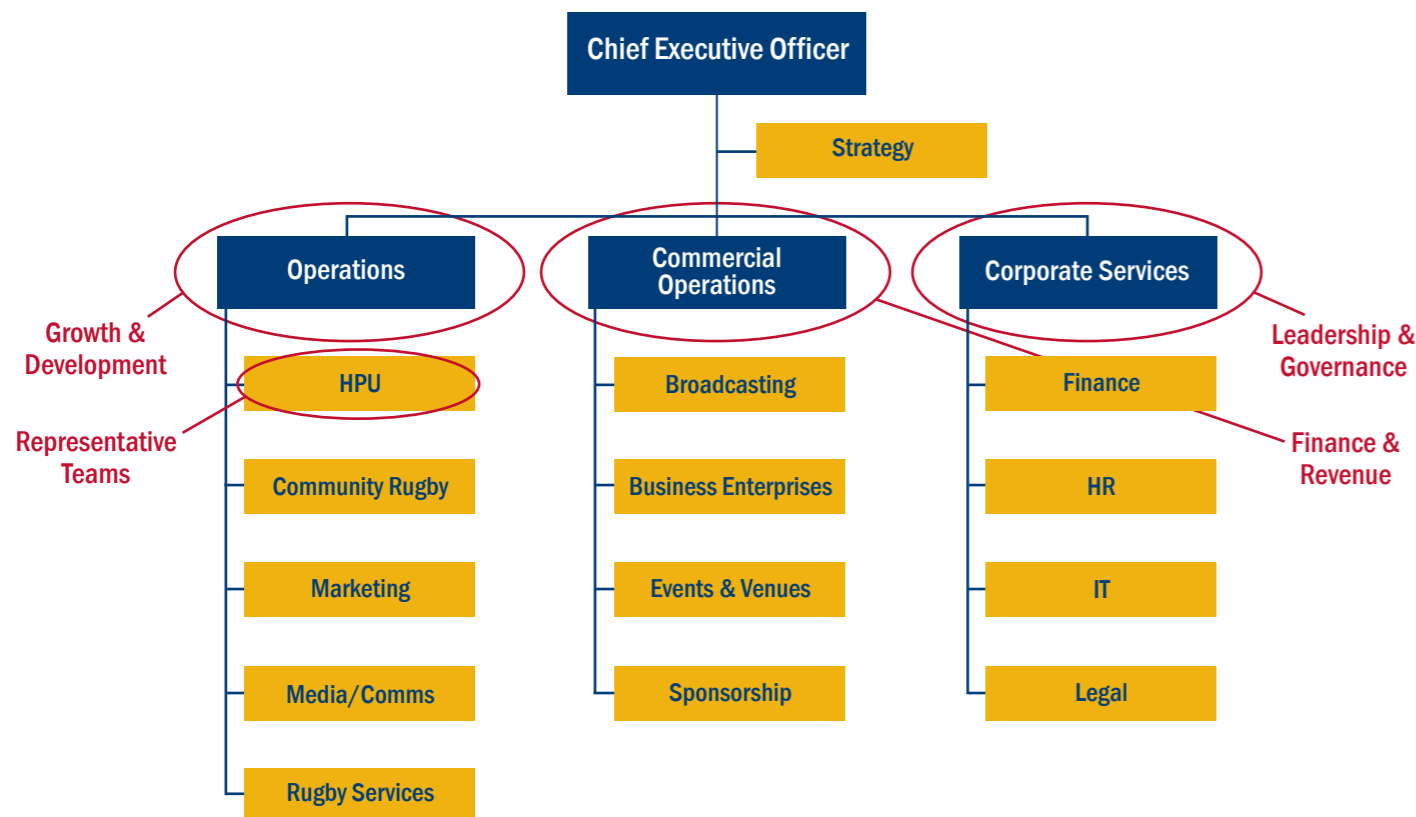
Representative Teams	35%	Sustainable success of Australian Rugby's National and Provincial teams. Wallabies accepted as our national team.
Growth & Development	25%	Continual, substantial, sustainable growth of Rugby. Maintain the values, culture and ethos of Rugby.
Leadership & Governance	20%	Maintain significant international influence. Integration and improved governance of Australian Rugby. Provide leadership and direction for the stakeholders of Australian Rugby.
Finance & Revenue	20%	Maximise revenues through innovative use of our commercial products. Manage for a financially secure future. Complete the delivery of the RWC funding legacy programs and initiatives.

The weightings above provide a means to prioritise resources towards achievement of the goals, as well as a quantitative basis for measuring performance against identified key performance indicators.

Highlights of the 2005 Scorecard will be published in the 2006 Annual Report.

### Organisation structure

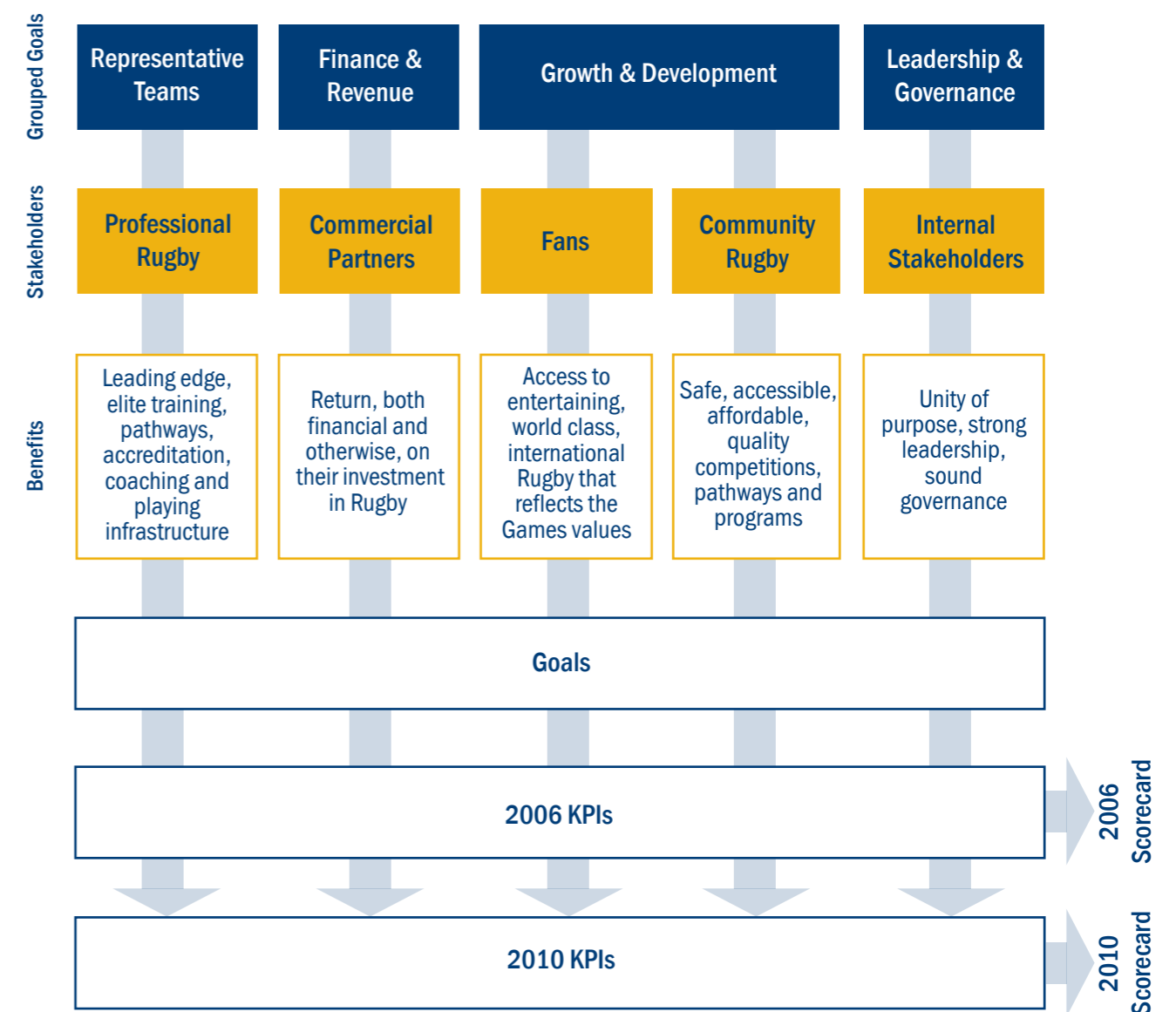
A significant organisational adjustment took place late in the year, to ensure our structure was reflective of our strategy. These are now aligned as follows:



### Key stakeholder groups

Professional Rugby	Individuals who consider or aim to consider Rugby as their principal professional career.
Commercial Partners	Companies, organisations or governments with a commercial investment in Rugby.
Community Rugby	Individuals or entities who have an active, non-professional involvement in Rugby.
Fans	Individuals with an interest in the game.
Internal Stakeholders	Individuals, organisations, entities and governments that are involved in the administration of Rugby.

The benefits Australian Rugby seeks to deliver each stakeholder are:





Paul McLean  
President



The tumultuous days of 1995 seems like yesterday, but it has now been ten years since Rugby, after more than a century of amateur status, turned professional. The progress the game has made in that time continues to astound me.

All the profile indicators are pointing skywards - participation, crowd figures, TV ratings, media coverage, even the number of people you see wearing Wallaby jerseys multiplies each year. It has been a decade of very healthy growth for the game and 2005 was no exception.

If you look at the year purely in terms of Test match results, it clearly wasn't one of our best. But when you look at the number of young players who emerged out of our representative pathway to pull on the Wallaby jersey for the first time, it was certainly a productive season. A total of 14 players earned their first Test cap in 2005 and one would have to go back to 1962 to find a year with more Wallaby debutants (15 in that year).

One would like to think a whole new generation of Wallaby stars stepped onto the international stage for the first of many times, in 2005.

Hugh McMeniman, Stephen Moore and Rocky Elsom debuted in the first Test of the season, against Samoa. After a few false starts in 2004, Mark Gerrard finally became a Wallaby in the Test against Italy, while Alistair Campbell debuted against France.

Drew Mitchell made a big first impression in his first Test with a try against South Africa in Sydney. The Test against South Africa in Perth saw Adam Ashley-Cooper debut in a numberless jersey, while Lloyd Johansson, Alex Kanaar and Lachlan

MacKay came off the bench for the Bledisloe Cup Test at Eden Park. Four more players - Greg Holmes, Scott Fava, David Fitter and Tatafu Polota-Nau - all wore the Wallaby jersey for the first time during the Spring Tour.

Coach Eddie Jones has always had a very good eye for picking emerging new talent and he did an outstanding job of preparing these players for the rigours of Test Rugby.

It was a tough season for Eddie, but his preparation was meticulous and his work ethic second to none. Although the results did not go his way, the Wallabies were never far off the pace. Unfortunately the win-loss record was not good enough to secure Eddie's position and after a review of the Spring Tour, his contract was ended.

These decisions are never easy and Eddie must be commended for the way in which he handled the intense pressure and relentless media spotlight throughout a tough year. He is a wonderful servant of Rugby, with a deep passion for the game, and its players. I have little doubt that Eddie will analyse his own performance, re-invigorate himself and continue to be a valuable asset to Australian Rugby. His acceptance of the role as Head Coach at the QR Queensland Reds from mid-2006 verifies his commitment to the game and his will to succeed.

Another key ARU staff member to move on in 2005 was Dr Brett Robinson, the General Manager of the High Performance Unit, who played a major role in finalising a new CBA and drove the evaluation process for the location of a new Super 14 team. Dr Peter Davis, the former Director of Coaching and Sports Science with the US Olympic Committee has now moved into the role.

One of the greatest milestones to be passed in 2005 was the new world record set by George Gregan, becoming the most capped Rugby player of all time. George overtook Philippe Sella (112 Tests) and Jason Leonard (114 Tests) and by the end of the Spring Tour he had taken the record out to 118 Tests. It is with interest that I note that George started in 116 of his Tests, whereas Jason Leonard started in only 102. Given George's physical condition and competitive attitude, there seems to be no reason why he can't extend his record further.

George Gregan also had the honour, along with Phil Waugh and Chris Latham, of representing Australia in the Southern Hemisphere team for the North-South Tsunami Appeal match at Twickenham in March. It was an historic match that raised US\$3.35 million for the victims of this tragic event. The ARU also made a \$50,000 cash donation to the Australian Red Cross for Tsunami relief, while our staff donated a proportion of their salaries.

With 2005 marking a decade of professional Rugby, the ARU instigated the Wallaby Team of the Decade, which was announced in August. We called on 30 senior Rugby journalists and commentators to nominate their team and they came up with the formidable combination of Richard Harry, Phil Kearns, Andrew Blades, David Giffin, John Eales (c), Owen Finegan, George Smith and Toutai Kefu in the forwards, and George Gregan, Stephen Larkham, Joe Roff, Tim Horan, Jason Little, Ben Tune and Matthew Burke in the backs. The bench was made up of Jeremy Paul, Dan Crowley, Nathan Sharpe, Phil Waugh, Chris Whitaker, Dan Herbert and Lote Tuqiri.

Five of our greatest ever Wallabies were inducted into the inaugural Wallaby Hall of Fame in October. The Hall of Fame was established to recognise the contributions of our best ever players to the game and was unveiled at the John Eales Medal Dinner in October.

Ken Catchpole, Mark Ella, Tom Richards, John Thornett and Col Windon were named as the first inductees, while two more players will be inducted each year.

My thanks goes to the eight-person panel who shared the difficult job of narrowing down to five such a long list of champion players from more than a hundred years of Wallaby Rugby.

The 2005 John Eales Medal also saw the "backrow mortgage" on Rugby's most prestigious award extinguished. Hooker Jeremy Paul became the fourth John Eales' Medallist, following in the footsteps of George Smith, Phil Waugh and David Lyons.

The evening also saw Drew Mitchell named Rookie of the Year after scoring six tries in his first 10 Test matches and long-time Rugby administrator Andy Conway awarded the Joe French Award for outstanding service to Australian Rugby. Andy is one of the most modest and admired administrators in the game. He was the Wallaby team manager from 1987 until 1990 (a voluntary role) and is now the Australian Rugby Union's Head of Tours, Matches and Rugby Policy.

In 2005 we mourned the passing of some of the great servants of the game. Dual rugby/cricket international Alan Walker died in June, aged 79. Alan was an immensely talented athlete who played 10 matches for New South Wales and five Tests for the Wallabies, before being selected in the Australian cricket team.

John Dedrick, ARU Secretary from 1976 and the organisation's inaugural Executive Director from 1981, passed away in early November. Among his many achievements, John played a critical role in securing Australia's place in hosting the inaugural Rugby World Cup with New Zealand in 1987.

In the same week we mourned the passing of Eddie Stapleton. Eddie was a powerful attacking winger who played 236 first grade matches for St George, 13 matches for NSW and 16 Tests for Australia between 1951 and 1958.

Then, in late December, Paul Collins passed away, aged 89. A flyhalf renowned for his ball handling skills and attacking flair, he played 71 first grade club matches, six representative games for NSW and three Tests for Australia. He was Australia's second oldest living Test player at the time of his passing.

Finally, may I take this opportunity to pay tribute to the dedication and hard work of my immediate predecessor, Peter Crittle. Charlie, as he is affectionately known by all, served as Australian Rugby's President from 2001 until 2005 and has been tireless in his efforts to champion the Wallabies and grow the game. Therefore, it was fitting that at the iRB Awards in Paris in November, he be awarded the 'Vernon Pugh Award for Distinguished Service', for his contribution to the game, and especially the part he played in Australia's hosting of RWC 2003.



**Phil Thomson**  
Wallaby Team Manager



The 2005 season presented a number of challenges for the Qantas Wallabies, both on and off the field. To benefit from these challenges for the players and management, the team as a whole, and the game in Australia, it's important to focus on the many positives to surface this year.

It was a season for the debutants, with a record 14 players making their Test debut, and three of them celebrating with tries in their first Test for Australia. Rocky Elsom, Stephen Moore, Hugh McMeniman, Mark Gerrard, Al Campbell, Drew Mitchell, Adam Ashley-Cooper, Lloyd Johansson, Alex Kanaar, Lachlan MacKay, Greg Holmes, Tatafu Polota-Nau, Scott Fava and David Fitter, saw the all time Wallaby Test player list move into the 800s, while an additional four players, Digby Ioane, Leroy Houston, Adam Wallace-Harrison and Cameron Shepherd toured France and the UK as Wallabies.

George Gregan led the team for 12 of the 13 Tests, and in the process became the most capped player of all time for his country, finishing the season with 118 caps, 50 as captain. During a tough season and under continual personal criticism from the media, George showed outstanding leadership and resolve, and should be commended on the way he captained the side in 2005. Throughout the year George was supported by Nathan Sharpe, who led the team against Samoa, with Stephen Larkham, Bill Young, Chris Whitaker, Phil Waugh and Morgan Turinui also named as vice-captains at different stages throughout the season.

To Eddie Jones, who departed after five years and more than 50 Tests in the role of National Coach, and to all the players, coaching staff and team management I would like to thank you for your dedication, commitment and hard work throughout 2005.

Changes to the Rugby personnel saw Ross Reynolds come on as an Assistant Coach after joining the team on the Spring Tour of 2004, as well as Scott Wiseman linking with the Wallabies full-time after a stint on the Spring Tour. Former Munster Head Coach and NSW Assistant Coach, Alan Gaffney also joined as a Wallaby Assistant coach and national selector, while two of the most experienced members of staff, John Muggleton and former Test prop Cameron Lillicrap contributed greatly in their specific coaching roles. Thanks also to

Anthony Wakeling and Luke Spindler in his first season with the team in a Performance Analyst role.

Dr Martin Raftery led a committed medical staff, often working tirelessly in conjunction with Strength and Conditioning Coordinator Jason Weber and his Assistant John Pryor, to ensure players were at their peak for each Test. Dr Michael Jamison and Dr Warren McDonald, who joined the Spring Tour, also provided invaluable assistance throughout the season, while Physiotherapists David Bick and Cameron Lillicrap were invaluable alongside Simon Atkin and Andrew Waring in a Massage Therapy role.

Assistant Team Manager Chris Webb provided outstanding support in his first season with the Wallabies, taking on the increased responsibility of Team Manager at stages, while special thanks must also go to Administration Assistant Lizzie Greenwood whose commitment and diligence is much appreciated.

With results not going as planned through the 2005 season the ever increasing profile of the Wallabies ensured intense

media scrutiny both at home and overseas. Media and Communications Coordinator Lachlan Searle and Media Unit Producer Anthony George ran an exhaustive media program, looking to promote the Wallabies wherever possible both in Australia and internationally and should be commended.

To Managing Director & CEO Gary Flowers and his staff, thanks for the professional manner in which the ARU runs the Bundaberg Rum Rugby Series and conducts itself on a world scale, promoting the game of Rugby and the Wallabies.

Finally, thank you to ARU President Paul McLean who did an outstanding job in his first year in the role, and to all the Classic Wallabies who presented to the team in 2005. From Gavan Horsley prior to the Springboks in Perth to David Knox in Cardiff, the Classic Wallaby has become an integral part of Test match preparation. The Classic Wallabies provide a link to the great history and tradition associated with Australian Rugby.

Looking ahead to 2006 we must capitalise on the challenges we have experienced this year. With an extra 33 professional players through the inclusion of the Western Force, and more than 40 Australian players in the Super 14 with Test experience, there will be increased depth and competition for Wallaby selection. The Qantas Wallabies will play 13 Tests in 2006, including an expanded Tri Nations series, and everyone will have an eye on continuing preparations for the 2007 Rugby World Cup in France.

#### 2005 Qantas Wallabies Honour Roll

**John Eales Medal:** Jeremy Paul

**Rookie of the Year:** Drew Mitchell

**Try of the Year:** Lote Tuqiri against Italy





**Peter Davis**  
GM, High Performance Unit



The year 2005 was a mixed one for the High Performance Unit. We continued to consolidate many of the programs initiated over the past few years, as well as introducing new programs. However, we also suffered through one of the most challenging Wallaby seasons in recent memory.

Our player pathway continued to grow from strength to strength, as quality players were identified and developed for future professional and representative honours. Twenty-three of the 28 Australian Schoolboys who toured the UK in November were from the National Talent Squad. This team had an excellent tour, winning all but two of their games, which is even more impressive when you consider they were playing mostly against teams that were Under 19 and Academy teams.

At the other end of the spectrum we are pleased to note that of the 30 new players signed up for Super 14 contracts, 21 were from ARU development programs. This is a good sign for our future.

Our Under 19 and Under 21 National teams also performed very well in their respective World Championships. Both teams made the Finals and finished third and second respectively. Another great sign.

As always, our referees also made us proud. Over the course of the year Australian referees officiated 16 Tests, including Matt Goddard's debut Test between Canada and Wales – congratulations Matt. On a sad note we saw the retirement of Andrew Cole, after 31 Tests and being awarded the 2005 Tooheys New Referee of the Series. He will be sorely missed.

As mentioned above, the Wallabies had a tough year. A string of injuries, some tough competition from South Africa and New Zealand and some heartbreakingly close losses all resulted in a season that didn't end the way we planned it at the beginning.

At the conclusion of the season we saw the departure of National Coach Eddie Jones. We thank Eddie for his commitment and dedication to coaching the Wallabies and wish him well in the future. As we move towards 2006, both players and staff are looking forward to regrouping and gathering momentum towards the 2007 Rugby World Cup. One of the big highlights of the season that will bolster the potential of the squad is the development of several new players who have arrived on the Wallaby scene. This bright young group includes youngsters such as Leroy Houston, Digby Ioane, Lloyd Johansson, Drew Mitchell and 2005 iRB Under 21 Player of the Year Tatafu Polotau-Nau.

Off the field we also had some success. As well as being busy signing and re-signing our professional players to contracts and managing the various activities that go along with overseeing 132 professional players, ARU Professional Player Liaison Manager Shaun Barry oversaw a major step forward, by helping to develop and install a Player Agent Accreditation Scheme alongside the Rugby Union Players Association. This is a major milestone in professional Rugby and Australia leads the way by being the first country to put this type of program in place.

In October we also initiated a totally new program. Wayne Goldsmith came on board as Manager of High Performance Coaching and Sports Sciences and began to develop and grow our elite coaching program which will better coordinate and manage our sport sciences and technology needs. This is essential for the future success of the High Performance program.

All in all, despite it being a tough year on the field for the Wallabies, as you read ahead you will see that the base programs are bearing fruit and we are all excited to continue to develop our programs and see the rewards on the field in the very near future.

Finally, I would like to thank all the HPU staff for the hard work and dedication they demonstrate every day to build and maintain the programs that Australian Rugby needs to stay at the top of the Rugby world rankings both on and off the field. In particular I would especially like to thank Phil Thomson for his efforts to manage the Unit in the gap between my predecessor, Dr Brett Robinson and myself.

### Elite Player Development Programs

The ARU's Elite Player Development Programs (EPDP) continue to assist in developing players for the highest levels of Rugby (Super 14 and Wallabies) in line with international standards.

Over the years, a great deal of work by all within the HPU and Super 14 unions has resulted in the development of a progressive and integrated program for young players on their way to representation at the highest level. Much work is still to be done and the ever-changing professional and elite player development environment ensures we continue to strive for the most effective programs and pathways to develop our best young players.

### National Talent Squad

The National Talent Squad program is designed to support quality development of young players (14 to 18 year-old schoolboys) for the higher levels of the game, and is integrated into the player's school and/or club programs. The quality programs have also been implemented to retain the best talent to play Rugby Union.

A key focus of the program is to eradicate limitations for the future so that Super 14 and Wallabies coaches can attend to high performance rather than remedial coaching. As such, long-term skill and physical development programs have been produced and delivered by EPDP staff to raise the strength and conditioning and skills of our best young players moving through to the professional ranks.

#### 2005 achievements include:

- Twenty-three of the 28 Australian Schoolboys squad to tour the UK and Ireland were involved in the NTS program.
- Improved competencies in skill and physical development for all NTS players entering the Super 14 or Academy program environment.

- This ensures players have a 'training age' when they leave school and can cope with the work loads required at the semi-professional level.
- A number of players attracted to Rugby through the NTS program and its integration into schools and club programs.

An initiative of the RWC 2003 legacy, the NTS program is viewed as critical to ensuring Australia remains a world Rugby power on an ongoing basis despite a limited player pool.

### AIS Rugby Union Squad

The AIS Rugby Union Squad program provides the best of the NTS program with the opportunity to gain non-residential scholarships at the AIS. As an extension to the NTS program, access to AIS services ensures the Wallabies and Super 14 players of the future are exposed to world's best practice in all areas, both on and off field. The program also involves HPU coaches and staff covering critical skill and physical development models.

In 2005, the 22 players offered AIS scholarships attended three performance camps, where they received expert coaching from HPU and Super 12 coaching staff and high level education and medical support from the AIS staff. The education of these top players in the areas of nutrition, performance enhancing drugs, recovery, skill acquisition and performance psychology ensures best practice models can be followed and potential transition into professional Super 14 environments effective.

#### 2005 achievements include:

- Fourteen AIS Rugby Union squad athletes selected for the 2005 Australian Schoolboys tour to the UK & Ireland – Josh Afu, Andrew Barrett, Kurtley Beale, Brett Gillespie, Langi Setu, Ben Daley, James Hanson, Jack Lam, Christian Lealiifano, Ben Lucas, Ben McCalman, Brando Vaaulu, Gavin Warren, Sam Wykes.
- 80% of the squad leaving school graduated to Super 14 provincial programs at academy level.

#### 2005 AIS Squad

ACT: Jack Lam. NSW: Micah Watene, AJ Gilbert, Ben McCalman, Jarod Barry, Daniel Palmer, Andrew Barrett, Sam Wykes, Kurtley Beale, Jason Lagaali, Rob McMicken. QLD: Alex Tallon, Charlie Fetoai, Brett Gillespie, James Hanson, Ben Lucas, Brando Vaaulu, Josh Afu, Ben Daley, Langi Setu, Gavin Warren, VIC: Christian Lealiifano.



**HPU Development Contract Program**

The HPU Development Contract Program was designed to develop academy players outside the 2003 and 2004 Super 12 contracted pool for a four-team Super 14 environment and the Wallabies. Fifteen players were provided standard player contracts from 2004-2005 and serviced by EPDP staff, as well as integrated into Super 12 training and playing environments where deemed appropriate. An emphasis was placed on selecting players with the potential to play at the highest level, with specific attention to tight five positions.

**2005 achievements include:**

- Five players selected for the Wallabies – Adam Ashley Cooper, Alex Kanaar, Hugh McMeniman, Greg Holmes, Tatafu Polota-Nau
- Three players selected for Australia A - Sam Norton-Knight, Digby Ioane\*, Scott Daruda (\*included in Wallabies Spring Tour squad)
- Thirteen of the 15 players in the program offered Super 14 contracts in 2006 – all of those listed above plus Benn Robinson, Marty Wilson, Josh Holmes, Richard Brown, Daniel Halangahu.

**Australian Under 19s**

*Full results including team and staff lists can be found in The Year in Detail section of this Annual Report.*

For only the second time since 2001, the Australia Under 19 team competed at the annual iRB U19 World Championship, held this year in Durban, South Africa in March/April.

The HPU has recognised the importance of this development age group, as have most of the leading Rugby nations in the world. Competing at this level provides a great opportunity for players to experience international competition and benchmark themselves

against the best in the world in their age group. For most players selected it is their first taste of high-level senior representative Rugby post-school.

Acting on recommendations from the previous year's program, the 2005 U19s achieved an excellent result in remaining undefeated throughout the tournament, with only a penalty shoot out loss to New Zealand causing elimination from the final. The third place finish was a true reflection of the talent and commitment applied by the squad of 26 players and eight coaching and management staff.

The impressive result is also a reflection of the quality work being conducted to develop players at school on long-term development programs (namely through the NTS and Schools programs) – many of the 2005 U19s Squad have been through such programs while at school.

A first round 10-6 win against a fired up France laid some solid foundations for the tournament. The Australian team went into the match as underdogs but defended stoically to record a very good victory. A second round 38-0 win against Argentina and 23-0 victory against Ireland in round three set up a semi final appearance against the favoured New Zealand. After a slow start, trailing 15-6 early in the first half, the Australian team found some composure to haul back the New Zealanders and lead 18-15 not long after the half-time break. A converted try and penalty goal had the Kiwis in front until a second try from a maul by Australia given to loose head prop Pek Cowan and a side line conversion from wing Liam Bibo locked the scores at 25 each. Further counter attacking by the now excited Australian XV almost resulted in a fourth five-pointer but the scores were to remain level at the final whistle. As per International U19 Laws restricting playing a draw to 70 minutes, the two teams were now pitched into a sudden death penalty shoot out. The Australia kickers struggled

under the pressure and handed the Kiwis the game – not the best way to bow out of a World Championship but the Australian team, lead by captain Scott Daruda and vice captains Richard Stanford and Pek Cowan were by no means disgraced in defeat.

The third place play-off in many cases would prove an anti-climax but not this time around, with the game to be played against England. A very spirited and tired Australian 22 battled for the full 70 minutes to win 29-21 – a very deserving end to an impressive World Championship.

The team was very fortunate to have an experienced coaching and support team, who should be commended for their efforts over the five-month program.



**Australian Under 21s**

*Full results including team and staff lists can be found in The Year in Detail section of this Annual Report.*

The Australian Under 21 team competed in the 2005 iRB U21 World Championship in Mendoza, Argentina in June.

The team had set high standards of taking out the tournament after a disappointing fourth in 2004 and despite the 2005 squad being a very young one - 14 players in the squad of 26 were Under 20 and therefore have another year in the Under 21 program.

The final runner-up placing was a fantastic achievement for a squad so young but just as commendable was the major disappointment felt after losing the final to South Africa in front of 28,000 spectators at Mendoza's major football stadium. The squad proved to be high achievers, which augers well for the future of Australian Rugby.

A nervous 28-22 victory over Scotland in the first pool match got the players' minds on the job, and on the job they needed to be as they faced tournament hosts Argentina in round two in front of a crazy crowd. A very hard fought 25-20 victory set up a crucial round three clash against New Zealand, the previous game against Argentina making sure our scrum was well practised and ready for any challenge! The game against New Zealand would become a vital match in terms of semi final positioning and in a remarkably high-scoring game, the young Australian team finished victors, 46-43 at sunny Chacras Rugby Club.

The team faced world Rugby heavyweights France in the semi final. An eerie fog covered the ground for most of the match, with either end of the field barely visible. In an extremely physical encounter the class of the Australian backline and endeavour of the young forward pack paved the way for a 28-16 win and a spot in the World Championship Final.

The Final, against South Africa, proved very tough and a very hardened and totally committed South African XV controlled the first 30 minutes, which would ultimately prove the foundation for a well-earned World Championship victory. The Australian team never gave in, with an opportunity to win the Final still afforded after the whistle had already sounded. Once again the opportunity to benchmark our best young players against the best in the world is a very worthwhile one – many players with Super 12 experience commented on the toughness and very high standard of every game.

Well done to the 2006 Australian Under 21 squad on a very successful campaign.

Nineteen of the 26 players in the squad are contracted to Super 14 teams for 2006 and beyond – a very telling statistic on the progressive nature of the Elite Player Development Programs pathway and the standard of the young players coming through the system. In addition, seven players were selected to tour with the Wallabies and Australia A on the end of season Spring Tour to the UK.

Once again an experienced and knowledgeable staff serviced the U21 team in 2005 and are to be thanked for their major contribution to the success of the team.

**Australian Sevens**

*Full results including team and staff lists can be found in The Year in Detail section of this Annual Report.*

The Australian Sevens team in 2004/2005 competed in seven iRB Sevens Series tournaments throughout the world including the prestigious iRB Sevens World Cup held in Hong Kong.

The National Sevens program has been used as an effective vehicle for assisting in developing Australia's next generation of Super 12/14 and Wallaby talent and providing an opportunity for club Rugby players that may have missed selection in academy programs.



Mick Keogh also continued as Coach of the National Referees Squad, with all referees benefiting from his coaching and Elite Coaching Methodology document.

Highlights of the season included an impressive semi final placing at the Los Angeles tournament in February under the coaching of Bill Millard. Bill has been central to taking very inexperienced sevens players primarily from club Rugby and developing many into genuine prospects for the 2006 Commonwealth Games team in March 2006. Also, Nick Reily finished fourth on the top try scorer list with 27 tries and sixth in the overall top point scorer standings with 141 points. James Morgan finished seventh in the top point scorer standings with 135 points.

The major 2005 season highlight was the tremendous semi final placing at the 2005 iRB Sevens RWC in Hong Kong. The team finished just four points behind the favoured New Zealand team in the semi final – just one try away from an historic final berth at the biggest Sevens tournament on the calendar.

The team finished in sixth position on the overall iRB Sevens Series standings, an improvement on the 2003/04 eighth place finish. However, the development aspect of the program has resulted in five players from the 2004/2005 season being offered professional Super 14 contracts for the 2006 season – a credit to the coaching and management staff and the application of the players to use the Sevens program as a stepping stone to higher opportunities. Importantly the opportunity to develop many young players in the international sevens environment will prove very beneficial come the 2006 Commonwealth Games in Melbourne – a highlight and major goal on next year's Sevens program calendar.

The Sevens program was very well serviced by the coaching, medical and management staff used through the 2004/2005 season. Departing Head Coach Bill Millard has been able to identify and develop many club Rugby players for the Sevens team and importantly put them in line for Commonwealth Games selection. Glen Ella

has returned as Head Coach of the Australia Sevens team and had an immediate impact with a semi final placing in the Sevens RWC. Glen will now prepare for the major event of 2006 – the Melbourne Commonwealth Games. Thank you also to physiotherapist Alan Davies, team doctor Angus Bathgate and team manager Gary Pearse for their tireless work throughout the season.

### Australian Referees

In 2005, George Ayoub, Andrew Cole, Stuart Dickinson, Scott Young and Matt Goddard were all appointed by the iRB Selectors to referee a total of 16 Test matches between, including Matt Goddard's Test match refereeing debut between Canada and Wales in Canada.

Andrew Cole refereed a Super 12 Semi Final and at the annual Tooheys New Super 12 Awards was recognised as the Tooheys New Super 12 Referee of the Series. He announced his retirement in December, after refereeing Ireland v Romania the previous month. This was Andrew's 31st Test match and he will be missed by Australian Rugby.

Brett Bowden, Greg Hinton and Julian Pritchard were selected for various iRB Sevens tournaments around the globe and performed with distinction. Greg announced his retirement this year from international Rugby after many years on the National Panel and will take up a coaching role with the Australian Referees' Academy.

At the iRB Under 21 and Under 19 World Championships, Paul Marks and James Leckie both performed well respectively, with James being rewarded with the Under 19s Final between South Africa and New Zealand.

Referee reviewers Ian Scotney, Sandy MacNeill, Brian Kinsey and Mick Keogh all received iRB appointments during the year.

The National Referees Academy is into its second year and the coaches are working hard with the best up-and-coming referees in Australia. Terry O'Connor managed the Academy and provided all the referees with personalised coaching and skill sessions.

The year also saw the introduction of the Women's Referee Development Group, with three of the best female referees in Australia receiving individual coaching.

### 2005 Australian Referees Panel

George Ayoub, Brett Bowden, Andrew Cole, Stuart Dickinson, Matt Goddard, Paul Marks, Scott Young.

### Australian Referees Academy

Geoff Acton, James Leckie, Andrew Lindsay, Alastair Mould, Julian Pritchard, James Scholtens, Bradley Wahl.

### Player Relations

The year 2005 again demonstrated the importance of having an in-house resource signing and re-signing Australian Rugby's professional players and managing various associated activities.

As the ARU's Professional Player Liaison Manager, Shaun Barry spent the early part of the year implementing the new Collective Bargaining Agreement that was signed at the end of 2004.

Essentially an industrial relations agreement between the ARU, Member Unions and the players, the new CBA covers the years 2005 to 2008 and features innovative player welfare reforms, the creation of special rookie contracts and the introduction of a compulsory accreditation scheme for player managers.

Of greatest note however, is that the new four-year agreement is regarded as international Rugby's best, which is consistent with Australian Rugby's policy of adopting world's best practice standards.

The implementation of the new CBA began almost immediately after it was signed and involved a structured schedule of visits to Member Unions to advise them and players of the implications of the agreement.

The four Australian Super 14 Unions were particularly pleased with the new Rookie Contract, which enables them to sign less experienced players, thereby providing ongoing development opportunities for Super 12/14 players of the future.

Also seen as a welcome addition was the inclusion of an Occupational Health & Safety Committee, whose main focus is addressing player welfare issues including injury rates (in conjunction with a UNSW study that found injury rates are falling substantially), heat guidelines, minimum playing surface standards and the 30-game limit. Thanks must go to the Committee's inaugural Chairman, Mr Bruce Hodgkinson QC, for his hard work, which he undertakes voluntarily.

A third feature of the CBA implemented this year was the RUPA Player Agent Accreditation Scheme. Funded and administered by RUPA, the scheme requires all player managers dealing with Australian Rugby on behalf of professional players to be registered, pass an exam and comply with a code of conduct to ensure they act professionally, ethically and in the best interests of the players and the game. The scheme was implemented in September and is a major milestone in professional Rugby, with Australia being the first country to put this type of program in place. At the end of this year, 44 player agents were accredited, most of them applying for accreditation almost immediately after the scheme was launched.

Another major project for 2005 was the contracting of an additional full squad of professional players (33) as Australia's newest Super 14 team, the Western Force readied themselves to enter the competition. This process brought the total number of professional players contracted or re-contracted in 2005 to 88. Throughout these negotiations there were varying degrees of media speculation about the effectiveness of the contracting process, however negotiations went smoothly and were conducted within the expected timeframe.

On all of these projects, the ARU has continued to work closely with the Rugby Union Players Association (RUPA) and we take this opportunity to thank them for their support and work on the CBA, the Player Agent Accreditation scheme and day-to-day player welfare issues. We also thank outgoing Career Training Scheme Manager Glen Warry for his tireless work setting up the Career Training Scheme and over the years, and welcome Yvonne Soper, Glen's replacement.



**Geoff Shaw**  
GM, Community Rugby



In 2005 the Community Rugby division continued to benefit from the programs established from the legacy of Rugby World Cup 2003. Participation numbers for the year grew to just less than 177,000 people playing Rugby – a seven percent increase on 2004. This was well supported by Telstra TryRugby programs that saw 32 centres rolled out across the country.

The EdRugby program, in conjunction with State initiatives, continued to make inroads into the national school system. During 2005, EdRugby has grown to a membership base of 1,650 schools, representing 15% of all Australian schools and a growth of more than 50% in the last 18 months. The development and marketing of the EdRugby Walla Challenge participation program to schools throughout the year has helped EdRugby achieve one of its longer-term objectives of growing participation in Rugby Union.

The Coach and Match Official education programs have provided state unions with access to updated courses, in particular the Foundation Course, underpinned by accompanying resources. This was backed up by projects that provided training in Certificate IV Workplace Assessment. SmartRugby will become mandatory in 2006 and a DVD resource has been produced and will be free for course attendees.

The Volunteers in Rugby Research Project, due for completion in April 2006, is a collaborative effort by the Australian Rugby

Union, Griffith University, the University of Technology, Sydney and La Trobe University that aims to study the volunteer management practices in Australian club Rugby. The research project is a two-year study and is funded by the Australian Research Council and the ARU. The findings will be utilised to develop future modules for volunteer management.

MyRugbyAdmin has generated increased value in the database management of club membership and administration. Online learning, an upgraded Coach and Match Official accreditation structure and customisable fields have provided members of Community Rugby with increased resources to enable them to manage the game.

Community Rugby is the heart and soul of our game and the ARU is forever indebted to the vast numbers of participants and volunteers across Australia that devote enormous hours and unwavering commitment to the grass roots of Rugby.

#### Coach and Match Official Education

The major thrust for 2005 was the introduction of the Foundation training program that combined coaching and officiating information so that participants at the entry level received a better grounding on the fundamentals of the game.

This change was the most significant in the last 30 years of the National Coaching and Officiating Plan, and was greeted with

approval by stakeholders. It provides a more flexible delivery strategy for volunteers, and is underpinned by SmartRugby.

The SmartRugby program was endorsed in February by the ARU Board as the minimum requirement for 2006 and beyond. A few states made huge progress on this front including the Queensland Rugby Union and the ACT & Southern Inland Rugby. The ARU continued to provide both human and material resources for this program.

The QRU SmartRugby CD has been reviewed and re-badged for distribution in 2006. This resource will provide all coaches and referees with the latest information on the contact elements of the game. The QRU should be congratulated on this resource initiative.

#### Coach Education

In relation to coaching accreditation, the Level 3 program was re-registered with the Australian Sports Commission. We continue to have a strong relationship with the ASC and our consultant, Mr Terry Wheeler.

Each of the State Coaching and Refereeing Managers participated in a Certificate IV in Workplace Assessment at the Australian Institute of Sport and this professional development activity was very beneficial. Further, the ARU organised for Mike McLaughlin to run (Level 1) Assessor training courses in each of the states, so each state had qualified assessors for their coaches and referees.

Coaches were also educated around national championships, the Australian Rugby Shield competition, Coach/Referee seminars, advanced seminars and through Coach Education series across the country. Essentially, both the ARU and State affiliates are trying to educate coaches through a number of initiatives, and through different mediums. A new DVD will be available from early 2006 – Coaching Essentials – which demonstrates best practice on many game-related issues. A large group of coach educators spent a few days together

for professional development before the National Under 16 Championship. Many gains were made on a number of fronts and the cross pollination of ideas that occurs among this group is beneficial for the development of the game.

On a sad note, a few of our most experienced coach educators resigned their positions this year, including Gaven Head and Wayne Gibson from Queensland, and Nathan Holman from Victoria. Their contributions to improving coaching standards across Australia have been noteworthy and their friendship and counsel always appreciated.

#### Match Official Education

One of our major initiatives in 2005 was the conducting of an advanced seminar in all states and territories for Referee Coaches. The aim of this seminar was to update all Referee Coaches on current methodologies used in the coaching of Referees. The seminar proved to be highly successful and was well received by all attendees. A further seminar is planned in 2006 to continue up-skilling Referee Coaches.

A development seminar was again held during 2005, for nominated Referees and Referee Coaches from developing states. This continued the program that commenced in 2004 and again proved to be a highly successful event for the ongoing development of officials in these areas.

The Level 3 Referee and Referee Coach programs continued in 2005 with two Referees and two Referee Coaches completing the program. State Union staff from Queensland and Western Australia also completed the program as part of their professional development. The 2006 programs commenced in October 2005 with two Referees, three Referee Coaches and one State Union staff member.

As of September 2005, the process for the review and updating of training programs for Referees and Referee Coaches and the re-writing of course material was well underway, with new programs to be rolled out in early 2006.



The Referee Development National Conference was held in August 2005. At the conference a number of policies were reviewed and approved, including new accreditation and re-accreditation arrangements for Referees and Referee Coaches.

**2005 Volunteer Recognition Program recipients:**

**Australian Capital Territory Rugby Union** – Mark Berry, Michael Fahey, Tony Radcliffe, Evan Rees, Karen Thornbury, Jess White.

The commitment to the Australian Rugby Shield continued with a comprehensive in-service for all referees prior to the start of the tournament, and the appointment of Level 3 Referee Coaches to all matches. Again, the standard of officiating continued to improve against previous years.

**New South Wales Rugby Union** – Christopher Bowles, Gary Glenn\*, Mark Groom, Anthony Begar, Greg High, Ian Martin, John Maynard, Rob Pearce, Alan Reid, Bruce Robertson, Norm Stevens, Ashley Swartz.

Overall, there were some 3,800 accredited Referees, Touch Judges and Referee Coaches servicing the Community Rugby level games across Australia.

**Northern Territory Rugby Union** – Kevin Collins, Rick Gowing.

**Queensland Rugby Union** – Ian Brown, Peter Crowley, Cameron Harris, Dan Mollard, John Roberts, Michael West .

**Volunteer Recognition Program**

**South Australian Rugby Union** – James Mitchell, Judy Duff.

The Volunteer Recognition Program was developed in 2003 to raise the profile of Community Rugby volunteers and to reward those volunteers who have contributed to the development, promotion, and/or advancement of Rugby Union within Australia. The program continued in 2005 with thirty-eight volunteers recognised across Australia for their outstanding service and commitment to Rugby Union in the community.

**Tasmanian Rugby Union** – Tony Bartulin, Fiona Thollar.

**Victorian Rugby Union** – Harvey Coombe\*, Lotomau Komiti, Philip Stewart.

**Western Australian Rugby Union** – Mark Fox, Cheryl Irwin, Tony Rumble, Chris Smith, Philip Symonds.

All successful nominees were presented with certificate and cap and were hosted in the Australian Rugby Union Official VIP Function room at a Wallaby Test match.

\*Recipients who could not attend the Test Match

**EdRugby**

Throughout 2005, the EdRugby program continued to provide opportunities for schools, irrespective of their Rugby background, to engage in a series of learning activities on and off the field based on the Rugby values of pride, teamwork and tradition.

**EdRugby Schools Membership**

Total number (December 2005)	1673
Primary schools	60%
Secondary schools	40%
Growth in 2005	32%

**Recognition**

EdRugby was recognised by the sporting and education communities for its support of

active and healthy lifestyles and was named as a finalist for the Australian Sports Commission's Ausport Junior Sport Award and won the Queensland ACHPER Community Sport Award.

**Participation**

EdRugby was able to convert non-Rugby playing schools to irregular and regular Rugby playing schools through an innovative participation program called the EdRugby Walla Challenge.

The EdRugby Walla Challenge introduces young Australians to the game of Rugby by challenging students to organise, stage and participate in their own tournament. It uses:

**Walla Rugby** – the modified, non-tackling version of the game  
**SEPEP** – a well-respected educational curriculum model focusing on student-centred learning. Support resources for schools, including Rugby equipment and lesson plans on tournament organisation and the game of Walla Rugby.

The EdRugby Walla Challenge is also being used by State Unions as a key part of their development strategies and in some instances is the sole strategy used in schools.

**EdRugby Walla Challenge Results**

Student participants	7,500
Schools	118
Primary schools	70%
Secondary schools	30%
Schools with no/irregular Rugby	
Experience prior to the Challenge	88%

**Professional Development**

EdRugby and State Union staff delivered professional development to teachers, including University pre-service teachers, to grow numbers of teachers who can confidently teach Rugby across the curriculum.

Participants	718
Recipients of coach accreditation	30%

**Unique Experiences**

EdRugby provided a range of opportunities for schools to enjoy the Rugby experience including the School Media Team Challenge, Inside Rugby Writing Competition and Canterbury Design a Jersey Competition.

EdRugby also delivered four "Promoting Values in Sport" forums throughout the 2005 International Rugby Series giving EdRugby students and teachers an opportunity to hear from members of the Australian Wallabies about their insights into a range of topics including pride, teamwork, sportsmanship and life balance.

**Special Projects**

**Events Trailer**

The ARU Events Trailer was completed in early 2005, with the aim of providing a multi-purpose promotion and events exhibition.

The ARU's Events Semi Trailer was sold and the Events Trailer was commissioned to provide a more cost effective, versatile



and flexible resource which was easily transportable and could be used in a variety of coaching and promotional events.

Events undertaken early in 2005 included the Super 12 Launch in Martin Place, the ARU Fan Day at North Sydney Oval, and the Australian Rugby Shield promotion in Rundle Mall Adelaide.

Test match promotions were carried out in Sydney, Brisbane, Melbourne and Perth with community coaching and promotional events preceding the tests and on-site promotions on test match day.

Community Rugby promotions were carried out in Hobart promoting TryRugby events, supporting a Walla Gala Day with over 250 children and promoting Ed Rugby throughout Tasmanian schools.

A series of community promotions and events are planned for 2006 throughout the country.

**Research**

The ARU has conducted several research projects to understand the drop out rate from school. Building on this, the ARU wished to further understand the issues around retention of 18-21 year old players after school Rugby. More specifically, to assess current attitudes to competition structure, club administration and the factors that influence motivation to play.

**Key findings:**

Overall attitudes of current players to the existing competition is positive.

Most players believed that they were getting a "fair go" from their club and that the players opinions were being listened to with club spirit being relatively high.

Overall the players were happy with their current competition length.

Overall respondents were positive towards introducing Friday night games.

The majority of players were receptive to a break mid season coinciding with University holidays. Those players against it were predominantly full time workers.

A large percentage of players indicated they were going to play next year.

A model season for this age group would incorporate a University break and some Friday night games as mini carnivals.

Follow up research is recommended to further understand the differences that exist between university students and full time workers.

**Participation**

**TryRugby**

The continued evolution of the TryRugby program took place in 2005.

This saw a range of levels introduced in the TryRugby program.

There are three levels being:

TryRugby 5-8 years

TryRugby Plus 9-16 years

TryRugby Play 5-16 years

This new TryRugby model introduced greater flexibility in the age bracket, day, time and date of program, but most significantly it introduced the older participants (9 years and

older) to the contact nature of the game and a greater emphasis of playing and game application over skills and drills.

The greater flexibility of program level was extended to the placement of centres, as apart from those funded through the state Unions RWC strategic programs grant, we also had clubs run as franchised centres. These Clubs took advantage of running a TryRugby under licence with the ARU and respective State Union. The most successful franchise centres were in Sydney (Forest and Hornsby) and Canberra (West's and East's).

2005 also marked the 10,000 participant since its inception in 2001. The program now targets not only those new Rugby participants but also those that are experienced players who want to play more Rugby beyond the regular competition and improve their skills, especially pre-season.

Potential host clubs should contact their respective State Union to find out more details on hosting a TryRugby program.

**Junior Player Pathway**

Participation numbers in the Junior Player Pathway games of Walla, Mini and Midi and the modified U19 game increased in both juniors (clubs) and schools in 2005. In order to cater for the education of new coaches and match officials the Junior Player pathway course was made available on line. This provision did not get away from the face to face education provided by state union staff, but allowed participants to cover the underlying theory in their own time by accessing the study guide. Plans for 2006 will see the true e-learning development of this course with the use of new computer software.

The Junior Rugby Framework (JRF) document went through various drafts throughout 2005, culminating in a final one at the end of the year. The Junior Rugby Framework will encourage the provision of safe, enjoyable and accountable environments for everyone involved in junior Rugby.

The major focus is in the delivery of best practice junior Rugby to encourage young people to make a life-long commitment to Rugby.

The second focus is providing the right conditions to foster the talented young people who will move into elite ranks.

The information is provided within three sections:

Players

Providers

Environment

Each section contains guidelines covering the needs of young people in sport. These guidelines provide key messages and points that are underpinned by strategies, ARU policies and government standards to assist implementation, delivery and compliance. A checklist is available to assist Rugby providers evaluate their performance, with the action plan template documenting what issues need to be addressed and the strategies that will be implemented to resolve the identified issue i.e. what action is needed, who will be responsible and the timeframe to achieve this. 2006 will see this information released to Rugby providers.



### Development

#### Women's Rugby

The Australian Rugby Union distributed five development grants to Member Unions to assist in the promotion of the women's game. These grants supported targeted programs aimed at increasing the number of player and officials within senior competitions. The Australian Rugby Union hosted the Australian Women's Invitational at Macquarie University, Sydney from the 9-14 August. Eight provincial teams participated with Sydney Gold defeating NSW Country 18-6 in the final.

In preparation for 2006 Women's RWC, the National Women's Management team was appointed in August 2005. A National Training Squad was immediately identified and with the support of the Member Unions the NTS program kicked off in October. It is a nationally co-ordinated program delivering regular skills, strength and conditioning training to over 100 provincial women's players around the nation. The National Women's Team will be selected in July to contest the WRWC in Canada from 27 August - 18 September 2006.

#### Indigenous Rugby

The Australian Rugby Union co-ordinated the Indigenous Rugby Program in conjunction with the Australian Sports

Commission, Departments of Sport & Recreation, the Lloyd McDermott Rugby Development Team Inc. and Member Unions. Following the program, four teams were assembled to contest the inaugural National Indigenous U16 Championships at the Gold Coast on 21-24 July. Northern New South Wales won the title from North Queensland, South East Queensland and Northern Territory.

The Lloyd McDermott Team Inc. brought together the National Indigenous U16 and U18 teams to compete at the National U16 Championships and the Australian Division II Schools Championships respectively. For the second year in succession the Under 16 team remained undefeated to win the John Eales Shield and the Under 18 team achieved 3rd place.

#### Universities Rugby

The Australian Rugby Union managed the Australian University Games at Griffith University, Brisbane on 25-27 September. In the men's 7-a-side final, QUT defeated UNE 24-17 and in the women's 10-a-side final, NCLE defeated UOW 29-0.

In the Weary Dunlop Trophy match on 1 July at Ballymore, Australian Universities defeated a gallant Australian Combined Services 22-15.

### Services Rugby

The Australian Rugby Union provided technical support to the Service teams, prior to the Inter-Service Rugby Championships in May, in which Navy proved deserved winners of both men's and women's divisions. Support was also delivered to the Australian Combined Services team, in their preparation for the annual Weary Dunlop Trophy match against Australian Universities.

### Deaf Rugby

Following the cancellation of the Deaf Rugby World Championships in Wales, the Australian Deaf team travelled to New Zealand for a four-match tour in August. They split the test series with their New Zealand counterparts, winning one match each.

### MyRugbyAdmin

The 2005 seasons' registration and accreditation process has been the best ARU has seen. MyRugbyAdmin ease of use has seen the registration of players and other members move closer to the beginning of the year. The ease and upgrades that have occurred have also aided the accreditation of match officials and coaches.

Some of the upgrades that we have seen the past year are the addition of the qualification of SmartRugby, adding customisable fields to a member, extra functionality for club websites, bulk export of details and playing numbers and enhancements to searching facilities, all of which will aid the administrators to complete the roles. This has meant a decrease in the amount of support emails and phone calls received.

Also adding to the ease were the purchasing of Macromedia Breeze with supporting programs. These programs help

provide online visual aids for the administrators to use. Breeze is being utilised to develop online law exams and surveys that will be conducted.

### National Tournaments

#### 2005 Telstra Australian Rugby Shield

The 2005 Telstra Australian Rugby Shield (TARS) commenced on 7 May and concluded with a final (1st versus 2nd) on 18 June. The participating teams included the Adelaide Black Falcons; Darwin Mosquitoes; Melbourne Axemen; NSW Country Cockatoos; QLD Country Heelers and Perth Gold.

The TARS provided another excellent season of Rugby with all teams having victories and the battle for the two final teams not decided until the last round of the competition. The TARS final was a replay of 2003 final with Perth Gold at home to the Qld Country Heelers. Perth Gold were worthy victors defeating Qld Country 18-11 after a stirring second-half comeback ending the season as undefeated Champions. Perth Gold players and management can be proud of their efforts in winning their 2nd Australian Rugby Shield title in three years.

The TARS remains an important stepping-stone in the development of Rugby Union nationally and matches this year were staged both in capital cities and regionally in NSW and Queensland. Matches were played in Adelaide, Darwin, Perth, Melbourne, Orange, Narrabri, Lismore, Bundaberg, Rockhampton and Townsville. The TARS again provided an excellent opportunity to assist players, coaches, managers, and match officials in their professional development thus providing a valuable opportunity in achieving a pathway for those located in the developing states and regional areas.

*Full results can be found in the Year in Detail section of the Annual Report.*



**National Under 16 Championship**

The annual National U16 Championship was again hosted at St Ignatius' College Riverview, Sydney and bring together the cream of young Rugby talent from around Australia for 6 days of everything Rugby. Teams arrived on Sunday 25 September, playing matches on Monday, Wednesday and Friday, and departed after the Presentation Luncheon on Friday 1 October. Adding to the prestige of the Championship awards were presented by Rugby greats including Rod Macqueen, Bob Dwyer, Alan Gaffney and ARU dignitaries including ARU Chairman, Dilip Kumar and former national referee, Peter Marshall.

Twelve teams participated in the Championships two divisions playing a total of 18 matches. The Division 1 knock-out competition comprised of eight teams - three from NSW, two from Queensland, and one team each from ACT, Western Australia and Victoria. Division 2 round-robin competition comprised of four teams - one from South Australia, Northern Territory, Tasmania and the National Indigenous XV (Lloyd McDermott Foundation).

The ARU provided the cost of travel, meals and accommodation for players, coaches, physiotherapists and team management from their States capital city, thus ensuring that all participants have an equal opportunity to participate and that the best players can attend.

The Championships also provided an excellent opportunity for professional development education for all players, coaches, managers and team physiotherapists through a series of practical and theory-based workshops with ARU, State Union and external professionals for topics including drugs in sport (ASDA), nutrition/hydration, player pathways, position-specific and alike. The Championships also provided a valuable opportunity to collect age specific data, conduct much needed research into elite adolescent athletes, and to identify and develop young talent through the ARU's High Performance Unit involvement.

**2005 AWARDS:**

**Best Team Man (Bob Dwyer Plaques):** Michael Hodge (ACT), Donnie Dundas (National Indigenous), James Nesbit (Tasmania), Phil Braban (Qld White), Albert Anae (Qld Red), Micah Watene (NSW Schools), Trent Dyer (NSW Country), Sam Latunipulu (Sydney Juniors), Sam Heinemann (Western Australia), Ioane Sefo (Victoria), Justin Youd (Northern Territory) & Stephen Millar (South Australia).

**Team Manager's Award (Nigel Stiffe Memorial Shield):** Leigh Wallace (NSW Country)

**Best Referee (Tony Lacaze Memorial Shield):** Julian Pritchard

*Full results can be found in the Year in Detail section of the Annual Report.*

**Participation Figures**

YEAR	2001	2002	2003	2004	2005
<b>ACT &amp; SNSWRU ^</b>					
Seniors	1,892	1,778	1,745	1,858	2,986
Juniors	2,682	3,510	3,077	3,692	4,690
Schools (1) *	1,903	2,211	2,037	950	1,161
Schools (2) **			600	1,945	5,052
Women	100	100	115	156	156
<b>Totals</b>	<b>6,577</b>	<b>7,599</b>	<b>7,574</b>	<b>8,607</b>	<b>14,045</b>
<b>NSWRU ^</b>					
Seniors	17,665	20,172	20,456	21,622	18,871
Juniors	13,257	15,299	15,461	17,784	17,312
Schools (1) *	18,395	19,738	20,150	22,731	14,303
Schools (2) **	13,425	13,190	13,500	12,999	22,838
Women	849	575	715	1,019	950
<b>Totals</b>	<b>63,591</b>	<b>68,974</b>	<b>70,282</b>	<b>76,155</b>	<b>74,274</b>
<b>QRU</b>					
Seniors	7,564	8,714	8,169	9,047	8,608
Juniors	8,630	10,228	10,285	12,363	13,482
Schools (1) *	15,228	18,530	20,489	22,034	22,731
Schools (2) **	1,005	812	640	809	4,137
Women	350	240	200	188	531
<b>Totals</b>	<b>32,777</b>	<b>38,524</b>	<b>39,783</b>	<b>44,441</b>	<b>49,489</b>
<b>Rugby WA</b>					
Seniors	2,626	2,427	2,433	2,127	2,112
Juniors	2,105	1,925	1,904	2,529	2,830
Schools (1) *	1,935	2,031	1,990	2,180	2,240
Schools (2) **	824	367	239	0	1,220
Women	142	145	104	100	116
<b>Totals</b>	<b>7,632</b>	<b>6,895</b>	<b>6,670</b>	<b>6,936</b>	<b>8,518</b>
<b>VRU</b>					
Seniors	1,535	1,850	1,981	2,062	2,157
Juniors	913	1,046	992	1,519	1,625
Schools (1) *	1,362	878	1,149	1,140	1,160
Schools (2) **		610	480	1,591	2,830
Women	150	80	88	69	104
<b>Totals</b>	<b>3,960</b>	<b>4,464</b>	<b>4,690</b>	<b>6,381</b>	<b>7,876</b>
<b>NTRU</b>					
Seniors	1,083	953	846	744	625
Juniors	614	449	345	487	476
Schools (1) *	92	100	50	203	260
Schools (2) **			344	280	471
Women	128	80	60	26	0
<b>Totals</b>	<b>1,917</b>	<b>1,582</b>	<b>1,645</b>	<b>1,740</b>	<b>1,832</b>
<b>TRU</b>					
Seniors	567	551	358	411	340
Juniors	255	273	251	331	314
Schools (1) *					330
Schools (2) **			163	321	0
Women	62	57	47	49	43
<b>Totals</b>	<b>884</b>	<b>881</b>	<b>819</b>	<b>1,112</b>	<b>1,027</b>
<b>SARU</b>					
Seniors	835	1,096	958	1,048	875
Juniors	489	495	502	701	804
Schools (1) *	244	224	214	268	369
Schools (2) **	270	25	0	433	335
Women	85	101	98	141	96
<b>Totals</b>	<b>1,923</b>	<b>1,941</b>	<b>1,772</b>	<b>2,591</b>	<b>2,479</b>
<b>NATIONAL</b>					
Seniors	33,767	37,541	36,946	38,919	36,574
Juniors	28,945	33,225	32,817	39,406	41,533
Schools (1) *	39,159	43,769	46,079	49,506	42,554
Schools (2) **	15,524	15,004	15,966	18,378	36,883
Women	1,866	1,321	1,427	1,754	1,996
Golden Oldies	16,690	17,890	17,000	17,255	17,115
<b>Totals</b>	<b>135,951</b>	<b>148,750</b>	<b>150,235</b>	<b>165,218</b>	<b>176,655</b>

Schools figures are based on sign off by school principals or convenor (Secondary and Primary):  
 \* Schools (1) Regular Rugby (schools playing in a weekly competition that entails five games or more)  
 \*\* Schools (2) Irregular Rugby (schools who competed in one off gala days, knock out competitions or the like)

Note: ^ In 2005, Southern Inland & Far South Coast Unions moved affiliation from NSWRU to ACT & SNSWRU





**Shane Harmon**  
GM, Marketing



**Qantas Wallabies & Bundaberg Rum Rugby Series Brand Campaign**

The True Colours theme that evolved prior to Rugby World Cup 2003 has been enormously successful. While obviously driving a very successful commercial outcome for Rugby World Cup, it also appealed to a whole new audience, with the result being an increase in interest levels in Rugby from 29% in 2001 to 44% in 2005.

We retained True Colours in 2004, as our primary brief to George Patterson Y&R, the ARU's advertising agency, was to reconnect with the new audience we attracted during the World Cup. However, True Colours was synonymous with Rugby World Cup 2003 and the reality is we are likely to see this event only once in a generation ongoing.

The question we asked and the challenge we posed to George Patterson Y&R was how we evolve the Qantas Wallabies and Bundaberg Rum Rugby Series brands in the brave new world post Rugby World Cup.

To do this we revisited Rugby's core brand values. Specifically, we:

- Wanted to respect our brand values of **Tradition and Heritage**, yet still make our communications contemporary and relevant to our audience.
- Asked Patts to look at the value of **Teamwork**. Teamwork for us means that no part of the team is greater than the whole and this campaign ends with this message. It also begins to explore individual players and raise the profile of the current and future stars of Australian Rugby, thus developing heroes, but not at the expense of team.
- Re-examined **Camaraderie**, the bond that exists among Rugby teammates and explored how we could bring the fans closer to the Wallabies. We explored the common emotions experienced by both players and fans leading into a major match.

- Looked at **National Pride**, the feeling that millions of Australian experience when the Wallabies run out on to the field. We want to stretch the value of pride and develop a true love of the Wallabies, and ensure that a Wallabies Test match is the ultimate stage in Australian international sport.

Most sporting advertisements revolve around the physical skills of athletes. The 2005 brand campaign for the Qantas Wallabies, however, focused on the emotional build-up our champions, and indeed their supporters, face on the day of a Test match. In doing so the TVC endeavoured to show a side of the Wallabies that fans rarely see.

The brand campaign's aim was to humanise the Wallabies and enable fans to connect with them as people, as much as a team. Fans know them as a champion team but the creative shows their human side. The campaign has developed a great platform to continue developing player profiles.

**"Everyone gets them. Champions use them."**

Nerves, tension, expectation and excitement are just some of the emotions that manifest themselves as butterflies in the campaign. The 'butterfly' visual is the creative analogy and hook that represent the emotion everyone feels, regardless of being a player or fan.

George Patterson Y&R's Creative Director, Mark Dove, commented: "It shows the players are human and that makes their feats on the field even more remarkable ... the best sport ads do this."

**Bundaberg Rum Rugby Series - Direct Mail Priority Offer**

Direct Marketing and Customer Relationship Management (CRM) has fundamentally changed the way the ARU markets tickets for the Bundaberg Rum Rugby Series. In previous years, once allocations to member groups and corporate partners were completed, all remaining tickets were released through ticketing agencies, backed by a substantial retail marketing campaign.

2005 marked the end of the first decade of professional Rugby, and while it was a tough year on the field for the Qantas Wallabies, the main health indicators of the game remain stronger than ever, providing a strong platform upon which to expand the game from 2006 onwards.

**2005 Highlights**

- Second highest cumulative attendance for Test matches on record (behind only the British & Irish Lions tour in 2001), breaking the 300,000 mark.
- Average crowds for Super 12 up more than 1,000, to 26,000. This is the sixth successive rise in average crowds.
- Fox Sports TV audience for Super 12 up 25% on 2004.
- Interest levels in Rugby hit a record high according to the Sweeney Sports Annual Survey, at 44%, surpassing Rugby League for the first time.
- Participation numbers at all time high.
- Phase one rollout of Rugby CRM.

With the launch of Tooheys New Super 14 and the expanded Tri Nations, we believe we will exceed these figures again in 2006.

**Professional Rugby Marketing**

**Tooheys New Super 12**

The 'Razzle Dazzle' brand campaign, produced in 2004 was developed as a two-year initiative and therefore continued throughout the 2005 Tooheys New Super 12 season.

The objectives of the campaign were to:

- Create a unique personality for the Super 12 competition.
- Position Tooheys New Super 12 as an entertainment choice to appeal to a wider audience. It should be considered another choice in a cluttered mass entertainment market and, therefore, the brand positioning must create cut-through and talkability.
- Communicate that Super 12 is a compelling choice - it is an international product, with the best players in the world displaying exciting, colourful Rugby, week in, week out.
- Increase awareness of the brand.
- Build excitement and anticipation in the lead up to the 2005 Tooheys New Super 12.
- Increase crowds and TV audiences.

**Audience**

The primary target audience is identified as Entertainment Seekers, 18-39 year olds with a male skew. These potential fans have an interest in Rugby, but could be persuaded to become more involved if the experience is right.



However, since 2003 we have marketed tickets via direct mail to our ever-expanding customer database. In 2004 for example, the direct marketing piece was mailed to approximately 350,000 recipients, all of whom were sent the same communication.

In 2005, rather than blanketing the database and mailing to everybody, the campaign was far more targeted and identified groups with a high propensity to respond. The direct mail piece was mailed to 190,000 customers and for the first time creative sales pack was also tailored. For example, we felt a specific communication to the Victorian market would be highly valued. The net result of this more targeted approach was an increase in ticket sales throughout the 2005 campaign and campaign costs being halved.

**Bundaberg Rum Rugby Series – Promotional Campaign**

The retail and promotional activity for the Bundaberg Rum Rugby Series complemented the TV campaign and brand vision of the Wallabies as ‘ordinary blokes doing extraordinary things’. However, we did not want to lose the responsiveness and strong call to action required to get fans to purchase tickets in each market. We needed to stimulate interest and create excitement around the opposition, particularly in Sydney, where three matches were fighting for consumers’ interest and share of pocket. Activity was tailored to each match and drew on cultural themes for each of the visiting teams.

The objectives were to build awareness of the 2005 Bundaberg Rum Rugby Series, to assist in driving ticket sales to the matches and to create noise and colour in the weeks leading up to a Test match and on match day

Key themes for the promotional campaign revolved around 10 years of professional Rugby and Wallaby Team of the Decade. The ARU worked with key media partners News Limited, for coverage in national print media, and Nova in all markets except Brisbane, where we maintained the strong working relationship we have with Triple M.

**Online Marketing**

In 2005, the official website of the Australian Rugby Union was redesigned to give it a more structured layout and better promote the various elements of Australian Rugby.

We engaged the services of online sports news provider Sportal to supplement existing website content and in addition to the ARU’s official news, match and ticketing information, Sportal provided match previews and reviews, updated player profiles, photo galleries and live online scoring during matches.

We also trialled an online video hosting service from a company called Vividas for the November Spring Tour, which saw five minute post-match highlights for all four games available on the website for fans to view. This was done with little promotion and resulted in thousands of downloads over the month of

November. With the support of sponsors, we plan to roll this out throughout the 2006 Tooheys New Super 14 tournament and Bundaberg Rum Rugby Series.

As a result of the additional content and design layout, page impressions to the website increased 83% year-on-year and unique visitors to the website increased 31% year-on-year, for the period June to November 2004/2005. The figures continue to trend upwards.

**Community Rugby Marketing**

The year began with the distribution of the 2005 Welcome to Rugby pack to junior clubs throughout Australia. The packs included promotional materials such as Wallaby posters and stickers, as well as recruitment posters and flyers to support clubs’ local recruitment activities.

A promotion aimed at rewarding junior clubs for their time and commitment to the game was also run offering clubs the opportunity to win a range of prizes. The promotion received a strong response, with entries from clubs in all states and territories.

Rugby’s flagship community and school based programs - TryRugby and EdRugby - continued to go from strength to strength throughout 2005, introducing more children and families to the game.

Working closely with State Unions and local clubs, print and online marketing materials were produced to support localised marketing campaigns for more than 40 TryRugby centres in regional and suburban Australia.

Marketing continued to support the EdRugby program in engaging school children in the game at all levels through a range of on and off field programs. New programs in 2005 included the EdRugby Walla Challenge, involving students organising and playing in a Walla Rugby tournament and a series of forums in Test match cities involving

the Qantas Wallabies discussing values in sport with school children.

Promotional materials and online marketing campaigns were also implemented to support the 2005 Volunteer Recognition Program and Telstra Australian Rugby Shield.

**Customer Relationship Management**

In 2005 the ARU and its Member Unions awarded the StayInFront Group the contract to develop Australian Rugby’s CRM platform. StayInFront offered Australia Rugby the best value solution during the tender process, with a suite of products that were extremely flexible and versatile, coupled with a very responsive attitude and a strong local presence.

This multi-phase project will provide a complete CRM capability for the ARU and State Unions and support more than 450,000 customers providing self-service access for more than 150,000 Rugby players, 100,000 newsletter subscribers, numerous fan clubs and other registered members. By strengthening customer relationships and building loyalty through more efficient processes and enhanced functionality, the new solution will also enable Australia Rugby to enhance its customer knowledge and relationships, provide better service to its customers, streamline administrative processes and deliver on the strategic objectives laid out in our five-year plan.

Phase One of the rollout was launched successfully in October, providing key marketing staff across Rugby with access to 450,000 customers of the game. The roll out will continue through 2006 bringing HPU, Media and Communications, Community Rugby and Commercial Operations onto a single platform.



**Brian Thorburn**  
GM, Commercial Operations



The year 2005 was again a challenging but successful year commercially, with a six Test match event program delivered successfully and budgeted revenues achieved or exceeded in all major categories.

A range of important new or extended commercial agreements were finalised with broadcasters, sponsors and licensees and these are outlined more fully below.

We thank all of our commercial partners for their support during the year, but in particular our key broadcast partners, News Limited, Channel Seven and Fox Sports and our major sponsors Qantas, Bundaberg Rum, Canterbury International and Tooheys New.

Finally, we acknowledge the strong support and advice received from our strategic commercial advisors Sports and Entertainment Limited.

**Sponsorship**

In an increasingly competitive environment for sponsorship support and investment, the Australian Rugby Union can look back upon the year in an extremely positive light. In addition to the signing of a new major sponsor in Panasonic, the ARU's long standing sponsor of the annual Test series, Bundaberg Rum, reaffirmed its support for the code and the Wallabies by extending its arrangement until 2010, in a deal that will see more than \$30 million invested into the sport.

Our sponsors continued their history of underpinning their investment with high calibre integrated marketing campaigns, all of which play a vital role in extending the visibility of the Wallabies to new audiences. More than a dozen Wallaby-themed television commercials were produced throughout the year by sponsors such as Qantas, Bundaberg Rum, Canterbury, Suncorp/GIO, Panasonic, Tooheys and Ford. Importantly, the sponsors demonstrated a strong commitment to supporting the

official match broadcasts shown on Channel Seven and Fox Sports through their purchase of official advertising packages.

In addition to the traditional forms of advertising undertaken throughout the year, we witnessed large-scale activation across a number of industry sectors. The scope and diversity of activity ranged from hundreds of pubs coming to life nationally on game nights courtesy of Bundaberg Rum and Tooheys New, tens of thousands of Qantas passengers receiving a behind-the-scenes insight to the Wallabies Test

preparations at Coffs Harbour courtesy of their inflight program 'Q', fans young and old across the country being able to text messages of support to the Wallabies directly into the players' dressing room through a huge 'Text-A-Wallaby' campaign created by Suncorp, and Panasonic utilising the appeal of watching the Wallabies play at Twickenham to drive strong sales for their Viera plasma televisions via retailers across the country.

These examples only touch the surface of the creativity applied by our commercial partners to their leverage of the Wallabies, and the ARU remains indelibly grateful for the unconditional support they provide our sport.

Finally, the ARU would like to acknowledge Telstra for its support as the Naming Rights partner for the Community Rugby program for the past two years.


**Broadcasting**

Following the announcement at the end of 2004 that SANZAR secured a five-year broadcasting rights agreement with News Limited and SuperSport for rights in Australia, New Zealand, Africa and the UK, the SANZAR team worked throughout 2005 to sell broadcast rights in the other major markets worldwide. SANZAR secured agreements with Canal+ in France, Enjoy Television in Belgium, ABC Asia-Pacific and Fiji TV for the Asia-Pacific market, J Sport in Japan, ESPN Sur in South America and Setanta in the USA and Canada. This brings the number of countries where fans can enjoy SANZAR Rugby to more than 120, with additional European broadcasters and global new media partners to be added early in 2006.

Also during the course of 2005, News Limited secured local broadcasters in Australia, New Zealand and the UK. BSkyB and Sky NZ signed up for another five years of SANZAR Rugby in the UK and New Zealand respectively.

In Australia, Fox Sports takes an increased role in broadcasting SANZAR Rugby as it becomes host broadcaster for all Rugby matches played in Australia. Their enthusiasm was shown in advertisements previewing the 2006 'Rugby Revolution' from late 2005.

In addition, Channel Seven renewed its relationship with News Limited and SANZAR, and will continue to act as free-to-air broadcaster for all Wallabies matches played in Australia.



**Ticketing and Memberships**

Nearly 300,000 Rugby fans attended the six Test matches in Australia this year, eclipsing the attendance for season 2004, with sell-out matches conducted in Perth (v South Africa), Brisbane (v France), and Sydney (v New Zealand).

The Ticketing and Memberships department also provided support to the New South Wales Rugby Union, conducting ticketing and memberships operations for all of the Waratahs Super 12 and in-bound fixtures in 2005.

Again, the ARU was able to negotiate with the Northern Hemisphere Unions so that it could make available tickets for expatriates living in Europe. In total, more than 6,500 tickets were distributed to Wallaby supporters for the four Spring Tour Test matches.

The Wallaby First Membership program continues to be run efficiently, providing excellent service to the 1,500 Wallaby First Plus and 1,000 Wallaby First members, whom we thank for their continued support.

The Ticketing & Memberships program also has responsibility for the travel program, through which travel packages to all Wallaby matches (match tickets with accommodation and airfares) are sold by the ARU's

agents. Keith Prowse Sports & Entertainment Travel and Total Sports Travel were appointed to sell travel packages to all Wallabies matches within Australia, and The Fanatics (licensed as Wallaby Travel) sold packages to all overseas Wallabies matches, including the Bledisloe Cup match in Auckland. The ARU thanks these three agents for their contribution to what was a record season for the travel program.

The introduction of new software into the Ticketing area resulted in a more efficient processing structure which allowed for automated confirmations and credit card processing for many of the ARU's ticketing constituents. The next stage of the processing is to form part of the greater Customer Relationship Marketing framework being developed by the ARU.

**Rugby Hospitality**

ARU's Corporate Hospitality department continued to produce strong financial returns, with profits exceeding \$5 million from sales of more than 12,000 packages sold across the season.

For the first time, the ARU employed its own permanent in-house sales team, selling the on-site Platinum Plus packages, as well as Corporate Suites & Boxes. The in-house team sold close to 5,500 packages across the 2005 Bundaberg Rum Rugby Series.

The ARU looks forward to building on its relationship with News, Fox Sports and Channel Seven over the coming five years. The ARU participated in an extended annual SANZAR broadcasting conference in August, followed up with a workshop with Fox Sports where new ideas were exchanged about how we can work together to enhance the viewing experience of our fans.

**Events and Operations**

In 2005, six Test matches were conducted across Australia. Three were conducted in Sydney, those being Samoa, South Africa (as part of the Nelson Mandela Challenge Plate) and the Bledisloe Cup. Perth hosted South Africa, Italy travelled to Melbourne and Brisbane played host to France.

The Events & Venues department again provided event management services to the New South Wales Rugby Union, conducting all of the Waratahs Super 12 and in-bound fixtures in 2005.

The operational aspects of the Test matches were managed well. The change in 2005 with the formal introduction of the Rugby Services department saw a number of the more 'Rugby' orientated tasks move into their realm of responsibility.

Event presentation continues to be an important component of the match day activities. These were conducted again with Great Big Events and included entertainment from some well-known identities including Troy Cassar-Daley. The entertainment at the Bledisloe Cup saw the unveiling of the Wallaby Team of the Decade.

We are fortunate to work with some of the best contractors in the country and we extend our appreciation to all of the ARU's contractors, but particularly Great Big Events and Sports & Outdoor Media for their contribution in 2005. Match day volunteers are also important to the success of the Test match operations, and we thank all of them for their valuable time.



The ARU also appointed four external agents for the 2005 season:

- Southern Cross Sports Management
- Corporate Sports Australia
- The Cabinet
- MatchPoint

All packages sold well, with the type of packages ranging from in-stadium fine dining to the cocktail-style Wallaby Gold Bar and the relaxed, informal Boat parties.

The ARU also continued the traditional recognition of players' achievements, through the Tooheys New Super 12 Awards at a function at the Westin Hotel, Sydney in May and the John Eales Medal Dinner at a glittering function at the Hordern Pavilion, Sydney in October.

With the retrospective capping of all Wallaby players completed in 2004, the ARU continued to honour past Wallabies by introducing the Wallaby Hall of Fame in 2005. A selection committee, chaired by ARU President Paul

McLean and comprising two administrators (one being the immediate past President, Peter Crittle), two Rugby historians, the Wallaby Captain and a representative of the Classic Wallabies was given the responsibility of choosing from more than 700 Test match players based on a range of on and off field criteria.

At the John Eales Medal, five inaugural Wallabies were inducted into the Wallaby Hall of Fame:

- Tom Richards
- Col Windon
- John Thornett
- Ken Catchpole
- Mark Ella

Two more Wallaby greats will be inducted in 2006 and annually thereafter.

**Licensing**

2005 was again a very exciting and busy year for the ARU's licensing program, which saw gross royalties exceed \$2 million.

One of the highlights of the year was the release of the new Wallaby jersey that was worn by the team during their Spring Tour. This was the first change of the jersey design since the 1999 Rugby World Cup, and involved years of research and development from Canterbury International to ensure maximum

performance for the team, as well as extensive market research across a wide range of Rugby constituents. The jersey was released to coincide with the Wallabies Spring Tour and is already selling well.

The next Rugby World Cup, being held in France in 2007, has prompted the ARU to look at avenues of increasing our market reach in Europe through licensing, and we have now deployed a staff member, based in London, to maximise any opportunities leading into RWC 2007.

We also further developed our marketing and PR initiatives in the wake of new and exciting products that are being developed, based on the graphic artpacks launched last year.

To assist with this marketing and PR we engaged two ambassadors: 200 metre Australian Olympian Adam Miller and Channel 7 presenter Shelley Craft, who appeared in various media campaigns and gained us invaluable media coverage, including photo shoots in Alpha magazine, the Sunday Telegraph, Men's Health online and the Qantas In-flight magazine.

In a continuation of refining the licensing program, we say goodbye to a few of our licensees, including One Rugby (online store), RTA, CorpEYEwear, Neil Lawrence and Associates, Nottage International, Kryptx, Lombard's and RIC Publications. We thank them for their contributions over the years.

Although we have refined the program, we are still looking to fill any gaps in the market and have welcomed Bridgestone on board for golf accessories, CA Australia for beach and bath towels, and manchester, Licensing Essentials for bar accessories and SupPAWters in the category of pet products/animal accessories.



**Strath Gordon**  
Head of Media & Communications

**A strong and stable team in 2005 allowed the ARU's Media and Communications Department to achieve our goals and build on our successes from previous years.**

Several new initiatives were put in place throughout the year, which were aimed at growing the game's profile in the free media, building the recognition of Rugby as a community sport, protecting and enhancing our reputation and expanding Rugby into new markets.

We initiated a new "media relationship program" in Melbourne, Perth, Brisbane and Sydney, which engaged influential journalists who are not regular Rugby or sports aficionados, in order to expand their understanding and attraction towards the game.

We also put in place a new crisis management plan and were involved in the formation of the Coalition of Major Professional Sports (COMPS). COMPS is a collaboration of rugby union, cricket, soccer, rugby league, golf and tennis which seeks to gain a fair share of betting revenue generated by our events and also strengthen the safeguards around the integrity of each sport.

Tim Archer provided media services to all national teams under the Wallabies and implemented the media operations for our

domestic Test matches for the fifth year. He was also seconded to Perth during the year to put in place a media plan for the Western Force in their formative months. Tim has also been involved planning for a higher level of service for the media in relation to Super 14 and Tri Nations results and statistics.

Nishara Ramburuth completed her second year as PR & Publications Manager, having transferred from the Marketing Department in 2004. She ensured the timely delivery of all ARU publications in 2005 including the Wallaby Media Guide, the Annual Report, our internal staff newsletter and the popular True Colours electronic newsletter, which now goes out to approximately 70,000 people around the world. Nish also ran the media plan for the Australia A team and their two matches against the Junior All Blacks.

Nish and Tim also produced the 2006 Super 14 Media Guide, a large task in any year but made even bigger by the inclusion of the two new teams.

Lachlan Searle worked his second season as the Wallaby Media Coordinator, in a year when fourteen players made their Wallaby debuts. The new faces in the team, along with a run of poor Test results made it a more challenging year. However, regardless of how much the media focused on the Wallabies' losses throughout the season, the team remained

professional, positive and patient. All media requests and obligations were fulfilled, regardless of the significant heat created by the media spotlight.

Lach also worked closely with Wallaby team management to increase the level of media access to the team, especially straight after fulltime in our Test matches. An important part of our media strategy is to provide more opportunities for the media and developing better relationships between the players and the key journalists, a strategy which will continue in 2006.

Anthony George worked his fifth season as the cameraman and producer in the Wallaby Media Unit. Anthony shoots news stories,

colour angles and interviews and feeds them out to the Australian news networks free of charge. This helps maximise both news coverage and exposure for our sponsors, especially when the team is overseas.

This year the ARU Media and Communication Department ran a number of media campaigns aimed at creating additional coverage over and above the normal annual events, matches and announcements. Ten years of Professional Rugby was one such campaign, which saw the three inaugural Super 12 captains – Brett Robinson, Tim Gavin and Tim Horan – involved in the Super 12 season launch.

We also involved the media in selecting the Wallaby Team of the Decade at a function in Sydney, with the announcement timed to coincide with the Wallabies "bye" in the Tri Nations Series, in order to maintain a high level of coverage.

Another major news story this year was the inaugural Wallaby Hall of Fame, which was announced at the John Eales Medal Dinner. The Hall of Fame will continue to be a major annual

announcement, providing public recognition for the legends of the game.

One of the most important announcements of the year was the extension of the SANZAR partnership and the renegotiation of a new five-year broadcasting deal with News Ltd (Australia and New Zealand), as well as SuperSport in South Africa, BSkyB in the UK and several other international broadcasters.

The significance of our broadcast deal cannot be understated. While we are conscious that free-to-air coverage of the Super 12/14 would help promote the game to a wider audience, without the income generated by pay television, we would not be in a position to run the Super 14, let alone start up a new team in Perth. Ratings for Super 12 Rugby on Fox Sports increased by 25 per cent in 2005 and the Final between the Crusaders and the Waratahs was the most watched Rugby match in Australian pay-TV history.

Our department put a lot of work into the new strategic plan this year, mapping out our goals for the year ahead and the longer-term future. Our key goals for 2006 are:

- Growing Rugby coverage in the free media
- Enhance and protect the ARU's reputation
- Grow TV audiences in major markets
- Maximise opportunities created by the Commonwealth Games and Super 14
- Maximise interest in RWC 2007
- Establish better media access to the Wallabies
- Enhance the quality of official SANZAR information available to the media



Peter Rowles  
Head of Rugby Services



**FEDERATION OF OCEANIA RUGBY UNIONS (FORU)**

FORU was formed in 2000 as the first step in iRB governance initiatives that, in November 2004 led to FORU being elevated to become a full member of the iRB Council. The ARU participates on the Executive of FORU.

During 2005, 14 Rugby World Cup 2007 Qualifying Matches took place in the region involving nine FORU Unions – Cook Islands, Fiji, Niue, Papua New Guinea, Samoa, Solomon Islands, Tahiti, Tonga and Vanuatu. The outcome of these matches is that Fiji and Samoa joined Australia and New Zealand in qualifying directly for RWC 2007. Cook Islands defeated Papua New Guinea and will

play-off against Tonga in 2006, with the winner to proceed to a repechage against the Asian region Qualifier for the right to go to France in 2007.

In 2006, further iRB strategic initiatives directly aimed at High Performance and Tournaments will see the iRB invest £7 million in the FORU region over the next three years.

**NATIONAL COMPETITION**

During 2005, after much debate on the best outcome for Australian Rugby, agreement was reached to introduce a national provincial competition between the four professional Unions in 2006. The competition will be played in September to October 2006, after the conclusion of Tooheys New Premier Rugby in Brisbane and Sydney. An internal working group continues to develop an appropriate competition model in conjunction with the four State Unions. This work will continue over the first half of next year, with kick-off being September 9, 2006 and games played on a home and away basis.

**INTERNATIONAL RUGBY BOARD**

During 2005 the first year of the iRB's new strategic plan was introduced and included a number of key developments that will impact on the ARU into coming years, including investment in High Performance Rugby. Australia, as a Tier One nation will support the four Tier Two nations - Tonga, Fiji, Samoa and Japan - on a range of strategic initiatives around fixtures, coaches, players and referees.

The iRB is currently reviewing three key programs - Age Grade Rugby, Sevens tournaments and Women's Rugby. Strategic plans for all three will impact on the ARU over the coming years.

**ANTI-DOPING**

For 2005 the ARU enlisted the services of the Australian Sports Drug Agency (ASDA) to conduct an anti-doping program including testing and education sessions for its players. The national, Under 21, Under 19, Sevens, Super 12 and State Academy teams were just some of the Rugby constituents to be involved with the program this year. ASDA carried out 22 education sessions, 68 event drug tests and 121 out-of-competition tests throughout the year. The 2005 program proved to be very successful, with all tests returning negative results. This gives a strong indication that players nowadays are very well educated about the dangers and associated risks of taking drugs in sport. The ARU will continue its relationship with ASDA for the 2006 Rugby season.

2005 was a significant period at both the national and international level of Australian Rugby, which will have a long-term impact on the Rugby landscape. Rugby Services provided support and leadership in a number of key areas.

**SANZAR**

**Super 14**

During the year, Andy Conway, with the support of Price Waterhouse Coopers (PWC) produced on behalf of SANZAR a five-year draw for the Super 14 competition, which will enable SANZAR to plan for the term of the current News Limited contract. Through a complex maze of consultation and negotiations with South Africa, New Zealand and Australian Rugby Unions, the Super 14 Unions and the three broadcasters, SANZAR now has a very long-term draw. The five-year draw will now be taken to the next phase and a schedule of times and venues will be determined to allow in-depth planning for all Super 14 Unions and the three National Unions.

**Tri Nations**

2006 will be the first year of the expanded Tri Nations, with Australia hosting two Springbok fixtures and one All Blacks game. The additional fixtures and the need to factor in certain parameters, such as single trips across the Indian Ocean and adequate recovery time, made it more difficult to come up with a match schedule that was equitable and logistically possible. However, we were able to come up with a draw that will give fans and television audiences more top-quality Test Rugby.

**Secretariat**

The ARU has spent considerable time planning to assume the role of Secretariat for SANZAR in 2006 and 2007. The role assumes the function of SANZAR management including tournament operations, broadcast liaison, financial management, commercial operations and media management on behalf of South Africa, New Zealand and Australian Rugby Unions. The ARU acknowledges the fine work done by the New Zealand Rugby Union over the past two years and will provide a continuing high level of support.



Matt Giteau, Brumbies.

Peter Hewat, Waratahs.



The NSW Waratahs led the way for Australia in 2005 in the tenth and final Tooheys New Super 12 season, all the way to the Championship decider in Christchurch against the most successful provincial team of the professional era, the Crusaders.

Qualifying for their first ever final, with nine wins and only two losses, and hosting a semi final against the Bulls at Aussie Stadium, the Waratahs were defeated 35-25 by the Crusaders, but the run to the finals certainly signaled their intentions for future success.

On the field it was all about NSW and the Crusaders, while away from the action, the announcement of a new Super 14 competition from 2006 onwards and indeed a new Australian team in the Western Force stole plenty of headlines.

Strong support for the new Australian team and continued support for the existing sides saw the profile of Super Rugby increase even further. Record crowds flocked to Aussie Stadium, highlighted by a first ever win by the Waratahs over Queensland in the professional era, while the Brumbies and Reds, who also experienced strong crowd growth, would both finish the season focusing on what could have been.

In Canberra, under new coach Laurie Fisher, the Brumbies were unable to defend their 2004 championship, with injuries to key players seeing them finish fifth and outside the finals for the first time since 1999.

Queensland was also hit hard by injuries, as well as the turmoil of players signing with rival teams mid season, but despite only winning three matches would take comfort in the players coming through, with strong performances from rookies Greg Holmes, Hugh McMeniman, and Lloyd Johansson.

Fullback Chris Latham also continued his outstanding form at Super 12 level by winning his fourth Tooheys New Player of the Series award. Latham was judged the stand-out Australian player throughout the season by the match referees, who submitted their 3-2-1 votes for the best and fairest player.

Latham polled 11 votes to win the award, just one vote ahead of Brumbies flanker George Smith. Following closely on nine votes were Phil Waugh, Peter Hewat, Scott Fava and Jeremy Paul.

The 2005 Tooheys New Rookie of the Series was won by Peter Hewat whose season on the wing and at fullback for the Waratahs also attracted the support of Australian Rugby fans who voted him the winner of the 2005 Tooheys New Medal.

Ewen McKenzie claimed the 2005 Tooheys New Coach of the Series and apart from steering the NSW Waratahs to their first Tooheys New Super 12 Final, he also masterminded their first victory over Queensland and their first win over the Brumbies in Canberra in the ten years of Super 12 competition.

Andrew Cole was awarded the 2005 Tooheys New Referee of the Series, becoming the first referee to win the award two years running while the 2005 Try of the Series was awarded to Waratahs captain Chris Whitaker for his contribution, and indeed for scoring a superb team try against the Highlanders at Carisbrook.

## 2005 Tooheys New Super 12 Rugby Results

### Round 1

25 Feb 2005

Stormers 26 Sharks 12  
Highlanders 14 Blues 30  
Waratahs 25 Chiefs 7

26 Feb 2005

Cats 23 Bulls 17  
Brumbies 32 Crusaders 21  
Reds 10 Hurricanes 24

### Round 2

4 March 2005

Blues 18 Reds 15  
Brumbies 21 Bulls 19

5 March 2005

Highlanders 16 Stormers 16  
Sharks 13 Waratahs 36  
Cats 32 Hurricanes 45  
Crusaders 50 Chiefs 18

### Round 3

11 March 2005

Sharks 23 Hurricanes 29  
Highlanders 23 Bulls 0  
Brumbies 22 Stormers 19

12 March 2005

Crusaders 59 Reds 24  
Cats 19 Waratahs 40  
Chiefs 18 Blues 9

### Round 4

18 March 2005

Chiefs 6 Reds 20

19 March 2005

Cats 29 Brumbies 34  
Hurricanes 12 Bulls 21

Sharks 7 Highlanders 43  
Blues 19 Crusaders 41  
Waratahs 25 Stormers 10

### Round 5

25 March 2005

Cats 12 Highlanders 16  
Hurricanes 12 Stormers 16

26 March 2005

Sharks 36 Brumbies 24  
Waratahs 42 Bulls 12

### Round 6

1 April 2005

Hurricanes 28 Chiefs 16  
Reds 16 Highlanders 23

2 April 2005

Blues 17 Brumbies 0  
Waratahs 27 Crusaders 33

### Round 7

8 April 2005

Highlanders 19 Brumbies 18

9 April 2005

Stormers 15 Reds 13  
Bulls 35 Crusaders 20  
Chiefs 40 Sharks 5  
Blues 23 Cats 6  
Hurricanes 26 Waratahs 24

### Round 8

15 April 2005

Bulls 32 Reds 7  
Chiefs 45 Cats 14

16 April 2005

Stormers 23 Crusaders 51  
Blues 36 Sharks 13  
Brumbies 6 Waratahs 10





Drew Mitchell, Reds.



**Round 9**

22 April 2005

Hurricanes 16 Highlanders 26

23 April 2005

Bulls 29 Chiefs 26  
Stormers 24 Blues 37  
Crusaders 40 Cats 36  
Reds 30 Sharks 25

**Round 10**

29 April 2005

Bulls 38 Blues 24  
Crusaders 77 Sharks 34  
Reds 21 Cats 15

30 April 2005

Stormers 34 Chiefs 37  
Highlanders 20 Waratahs 41  
Hurricanes 49 Brumbies 37

**Round 11**

6 May 2005

Blues 10 Hurricanes 22  
Waratahs 27 Reds 8

7 May 2005

Sharks 17 Bulls 23  
Stormers 25 Cats 20  
Highlanders 13 Crusaders 27  
Brumbies 28 Chiefs 28

**Round 12**

13 May 2005

Crusaders 40 Hurricanes 20  
Waratahs 25 Blues 20

14 May 2005

Bulls 75 Stormers 14  
Cats 20 Sharks 20  
Chiefs 31 Highlanders 8  
Reds 21 Brumbies 38

**Semi Finals**

20 May 2005

Crusaders 47 Hurricanes 7

21 May 2005

Waratahs 23 Bulls 13

**Final**

28 May 2005

Crusaders 35 Waratahs 25

**Final Standings**

	P	W	D	L	PF	PA	PD	BP	Pts
Crusaders	11	9	0	2	459	281	+178	8	44
Waratahs	11	9	0	2	322	174	+148	8	44
Bulls	11	7	0	4	301	229	+72	6	34
Hurricanes	11	8	0	3	283	248	+55	2	34
Brumbies	11	5	1	5	260	268	-8	7	29
Chiefs	11	5	1	5	272	250	+22	6	28
Blues	11	6	0	5	243	216	+27	3	27
Highlanders	11	6	1	4	221	214	+7	1	27
Stormers	11	3	1	7	215	320	-105	4	18
Reds	11	3	0	8	185	282	-97	5	17
Cats	11	1	1	9	226	326	-100	7	13
Sharks	11	1	1	9	205	384	-179	5	11

Key: W = Wins, D = Draws, L = Losses, PF = Points For, PA = Points Against, PD = Points Difference, BP = Bonus Points, PTS = Points

**2005 Tooheys New Super 12 Awards**

2005 Tooheys New Medal

Peter Hewat

2005 Tooheys New Rookie of the Series

Peter Hewat

2005 Tooheys New Coach of the Series

Ewen McKenzie

2005 Tooheys New Referee of the Series

Andrew Cole

2005 Tooheys New Try of the Series

Chris Whitaker

2005 Tooheys New Player of the Series

Chris Latham



## AUSTRALIAN WALLABIES - SPRING TOUR

**BACK ROW:** Ross Reynolds (Assistant Coach - Lineouts), Lachlan Searle (Communications Coordinator), Jason Weber (Strength & Conditioning Coordinator), Mark Gerrard, Brendan Cannon, Chris Latham, Adam Wallace-Harrison, Nathan Sharpe (Vice Captain), Mark Chisholm, Hugh McMeniman, Drew Mitchell, Matt Henjak, Leroy Houston, Luke Spindler (Technology Analyst), Scott Wisemantel (Skills Coach).

**MIDDLE ROW:** Alan Gaffney (Assistant Coach - Backs), Dr Warren McDonald (Medical Coordinator), David Bick (Physiotherapist), Matt Giteau, Digby Ioane, Morgan Turinui (Vice Captain), Wendell Sailor, John Roe, Al Baxter, Lloyd Johansson, Stephen Moore, Matt Dunning, Chris Whitaker, Scott Fava, John Pryor (Assistant S&C Coordinator), Cameron Lillcrap (Physiotherapist), Anthony George (Media Unit Producer).

**FRONT ROW:** Andrew Waring (Massage Therapist), Chris Webb (Assistant Team Manager), David Fitter, Cameron Shepherd, Mat Rogers, Greg Holmes, Rocky Elsom, Eddie Jones (National Coach), George Gregan (Captain), Phil Thomson (Team Manager), Phil Waugh (Vice Captain), George Smith, Lote Tuqiri, Tatafu Polota-Nau, Adam Freier, John Muggleton (Technical Adviser - Defence).



## AUSTRALIA A

**BACK ROW:** Julian Huxley, Brett Sheehan, Shaun Berne, Sean Hardman, Greg Holmes, David Fitter, Matt Hodgson, Sam Norton-Knight, Ewen McKenzie (Coach).

**MIDDLE ROW:** Matt O'Connor (Assistant Coach), Dave Gibson (Manager), Dean Benton (Strength & Conditioning Coordinator), Tamaiti Horua, Luke Doherty, Rudi Vedelago, Adam Wallace-Harrison, Alex Kanaar, Mitchell Chapman, Guy Shepherdson, Nic Henderson, Nish Ramburuth (Media Coordinator), Justin Barich (Physiotherapist), Geoff Threlfo (Assistant Manager).

**FRONT ROW:** Dr Warren McDonald (Medical Coordinator), David Croft, Lachlan MacKay, Ben Jacobs, Adam Freier, Matt Henjak, Junior Pelesasa, Drew Mitchell, Peter Hewat, Les Kiss (Defence Coach).



**AUSTRALIA A - SPRING TOUR**

**BACK ROW:** Drew Mitchell, Scott Fava, Nic Henderson, Adam Wallace-Harrison, Matt Henjak, Digby Ioane, Al Campbell, David Croft, Mark Gerrard, John Roe, Lachlan MacKay, Greg Holmes, Tatafu Polota-Nau.

**MIDDLE ROW:** Hugh McMeniman, Stephen Moore, Mat Rogers.

**FRONT ROW:** Brett Sheehan, Lloyd Johansson, Leroy Houston, David Fitter, Adam Ashley-Cooper, Cameron Shepherd.



**AUSTRALIAN UNDER 21s**

**BACK ROW:** Mark Bell (Coaching Assistant), Leroy Houston, Dean Mumm, Richard Stanford, James Horwill, Pat O'Connor, Cameron Shepherd, Ben Alexander, Julian Salvi, Ben Batger, Stuart Pavely (Physiotherapist).

**MIDDLE ROW:** Ben Whitaker (Coaching Assistant), Dirk Spits (Strength & Conditioning Coordinator), Lloyd Johansson, Alex Walker, Geoff Abram, Tajhon Mailata, Shane Udy, Anton La Vin, Pekahou Cowan, Digby Ioane, Tatafu Polota-Nau, Angus Bathgate (Medical Coordinator), Eddie Farah (Physiotherapist).

**FRONT ROW:** Nic Berry, Henari Veratau, Benn Robinson, Andy Friend (Assistant Coach), Ben Mowen (Captain), Chris Hickey (Head Coach), Adam Ashley-Cooper (Vice Captain), Bill Swain (Manager), Scott Daruda, Daniel Halangahu, Dominic Fuller.



**AUSTRALIAN UNDER 19s**

**BACK ROW:** Ben Whitaker (Coaching Assistant), Ben Bates, David Dennis, Jeremy Tilse, Ed Gower, Tom Hockings, Adam Watson, Leroy Houston, Pauliasi Taumoepeau, Cameron Watson (Physiotherapist).

**MIDDLE ROW:** Mukul Agarwal (Medical Coordinator), Justin Wray (Physiotherapist), John Ulugia, Saia Faingaa, Tajhon Mailata, Jono Jenkins, Matthew Bell, Geoff Abram, Jack Kennedy, Anthony Faingaa, Liam Bibo, Marty Hulme (Strength & Conditioning Coordinator).

**FRONT ROW:** Dominic Fuller, Matthew Brandon, Pekahou Cowan (Vice Captain), Mark Bell (Assistant Coach), Scott Daruda (Captain), Scott Wisemantel (Head Coach), Richard Stanford (Vice Captain), Rob Abernethy (Manager), Sean Hennessy, Steve Hillman, Paddy Pearce.



**AUSTRALIAN SCHOOLS SQUAD FOR UK AND IRELAND TOUR**

**BACK ROW:** Daniel LINDE (Ipswich Grammar School, QLD), Sam WYKES (Patrician Brothers Blacktown, NSW), Phil MATHERS (The Kings School, NSW), Josh AFU (Brisbane State High School, QLD).

**THIRD ROW:** Christian LEALIIFANO (Peter Lalor Secondary College, VIC), Lachlan TURNER (Newington College, NSW), Peter BETHAM (St Josephs College, Hunters Hill, NSW), Gavin WARREN (St Joseph's College, Nudgee, QLD), Ben McCALMAN (Kinross College Wolaroi, NSW), Daniel ROACH (St Ignatius College Riverview, NSW), Jack LAM (St Edmunds College, ACT), Jonathan SALVI (Marist College Canberra, ACT), David POCOOCK (Anglican Church Grammar School, QLD).

**SECOND ROW:** Lachlan ROSENGREEN (Sydney Grammar School, NSW), Rowan KELLAM (Cumberland High School, NSW), Brett GILLESPIE (Ipswich Grammar School, NSW), Chris HARKINS (Marist College Canberra, ACT), James HANSON (St Josephs College Gregory Terrace, QLD), Ben DALEY (All Saints Anglican School, QLD), Kurtley BEALE (St Josephs College, Hunters Hill, NSW), Brando VAAULU (Brisbane State High School, QLD), Quade COOPER (Anglican Church Grammar School, QLD), Thomas TUSITALA (Marist College Canberra, ACT).

**FRONT ROW:** Mr David GROGAN (Assistant Manager - Anglican Church Grammar School, QLD), Ben LUCAS (St Josephs College Gregory Terrace, QLD), Mr Greg GERRARD (Assistant Coach - Northern Beaches Senior College, NSW), Andrew BARRETT (Illawarra Sports High School, NSW), Mr Glen CRONAN (Manager - St Josephs College, Nudgee, QLD), Patrick McCUTCHEON (Captain - St Josephs College, Hunters Hill, NSW), Mr Pat LANGTRY (Coach - St Edmunds College, ACT), Nathan SIEVERT (St Josephs College, Hunters Hill, NSW), Mr Andrew RYAN (Physiotherapist - NSW), Joseph EGAN (Casuarina Secondary College, NT), Mr Paul CAROZZA (ARU Technical Assistant - QLD).



## BRUMBIES

**BACK ROW:** Henari Veratau, Ben Batger, David Palavi, Digby Beaumont, Clyde Rathbone, Lenny Beckett, George Smith, Laurie Fisher (Coach), Stirling Mortlock, Jone Tawake, Sam Norton-Knight, Luke Burgess, David Fitter, Gene Fairbanks, Matt Giteau, Matt Henjak.

**FRONT ROW:** Mark Gerrard, Adam Wallace-Harrison, Guy Shepherdson, Alister Campbell, Julian Salvi, Nic Henderson, Tamaiti Horua, George Gregan, Owen Finegan, Stephen Larkham, Scott Fava, Joel Wilson, Mark Chisholm, Radike Samo, Jeremy Paul, Bill Young.

### Brumbies Rugby

The 2005 Tooheys New Super 12 season can be considered a major learning experience for the Brumbies. Winning our first four matches of the season, it seemed as though nothing was going to prevent us from repeating the success of 2004.

With a crushing opening round defeat of the Crusaders and three heart-stopping wins over South African opponents the Bulls, Stormers and Cats, it appeared we were destined for yet another finals campaign and a shot at a third championship in 10 years.

The second half of the season however took on a much different complexion. A record injury toll left its mark on debut coach Laurie Fisher's team, and the strain of losing several key players throughout the season forced changes to the lineup on a weekly basis.

Lacking continuity and struggling for consistency during the back half of the season, the Brumbies managed one win from our final seven matches, missing out on a finals berth for the first time since 1999.

While the team did not achieve the results it was looking for, the success of the 2005 season can be measured in several ways.

During a record year for injuries, the majority of those to Wallaby players, nine rookies had an opportunity to experience Rugby at Super 12 level for the first time.

This was an unprecedented situation for the Brumbies, which has provided the opportunity to blood several youngsters who otherwise wouldn't have received exposure to Super 12 Rugby so early in their careers.

Those players, wiser for the experience will be hungry for more action in 2006 and will press their more senior teammates for places in the starting team. This will create a better training environment during the pre-season and a competitive team environment in the build up to the inaugural Super 14 season.

In 2005, we also celebrated our tenth anniversary and reflected on the players, stories, characters and success that has made the Brumbies what it is over the first ten years.

At a special tenth anniversary dinner and season launch in February, all 82 players who have represented the Brumbies during the first nine seasons of

Super 12 were presented with a number to signify the order in which they made their debut.

The Brumbies jersey was changed for the first time in 2005, the team wearing a specially designed jersey to commemorate the tenth anniversary. The jersey maintained a number of the traditional elements of the original Brumbies jersey, but featured splashes of silver to represent tin or aluminium, the colours that mark a ten year celebration.

In 2005 the Brumbies made enormous strides into our newly-adopted regions in the Southern Inland and Far South Coast of New South Wales.

Our pre-season trial match at Eric Weissel Oval and associated promotional tour received tremendous support from the people of Wagga Wagga and the surrounding regions, with a capacity crowd of more than 7,500 turning out to watch the Brumbies run out convincing 38-17 winners over the Chiefs.

Brumbies Rugby now incorporates 73 clubs and some 10,517 participants and full-time development officers have been employed to service those new regions.

2005 was also a season of unprecedented success off the field. Our membership base exceeded 11,000, easily surpassing our goal of reaching 10,000 members in our tenth anniversary season.

Our members remain the lifeblood of the organisation and we thank them for their continued support of the team. Without our members, the team simply could not function.

Crowds again flocked to see Australia's most successful team at Canberra Stadium. The average crowd in 2005 was 22,895 with our largest attendance of the season (27,040) recorded for the 'local derby' against the Waratahs on April 16.

Naming rights sponsor and long-term friend Computer Associates renewed their sponsorship for a further two years, continuing one of Australian sport's longest and most successful partnerships.

### Office Bearers

**Chairman:** Sean Hammond

**President:** Geoff Larkham

**Chief Executive Officer:** Rob Clarke



**NSW WARATAHS**

**Back Row:** Geoff Threlfo (Assistant Manager), Shaun Berne, David Lyons, Rocky Elsom, Daniel Vickerman, Alex Kanaar, Stephen Hoiles, Peter Hewat, Mat Rogers, David Bick (Physiotherapist), Ernest Dupere (Logistics Coordinator).

**Middle Row:** Djuro Sen (Media & Communications Manager), Stuart Pavely (Rehabilitation Physiotherapist), Phillip Fowler (Psychologist/Kicking Coach), Scott Harrison (Video Analyst), Brian Melrose (Backs Coach), Gareth Hardy, Morgan Turinui, Alastair Baxter, Lote Tuqiri, Justin Harrison, Lachlan MacKay, Cameron Shepherd, Brendan Cannon, Matt Dunning, Peter McDonald (Strength & Conditioning Coach), Sharron Flahive (Doctor), Steve Tuynman (Forwards Coach), Les Kiss (Defence Coach).

**Front Row:** C.J. Austin (Massage Therapist), Tim Donnelly, Chris O'Young, Dave Gibson (Manager), Chris Whitaker (Captain), Phil Waugh (Vice Captain), Ewen McKenzie (Head Coach), Nathan Grey, Adam Freier.

## New South Wales Rugby Union

2005 saw the affirmation of the start of a new era for New South Wales Rugby. Our finances are back in order, in what equates to a \$10 million turnaround in fortunes. A \$1 million operating profit in 2004 was followed by a \$3 million surplus in 2005, a year in which our participation numbers remained solid and our flagship, the HSBC Waratahs made the Tooheys New Super 12 final for the first time.

Our commercial success was also highlighted by the renewal of one of Australian sport's best partnerships, with HSBC and the sealing of a 10-year deal with both Telstra and Aussie Stadiums, the latter also including the construction of a centre of excellence at our Moore Park home.

Diligence and determination has reinstated NSW Rugby to be among the top member unions in Australia and strengthened our size and resources. Our challenge now is to harness these resources and focus on building the Union into a world-class sporting organisation.

Future success will be built on three pillars - a culture of winning and achievement, growth and development of the game, and financial sustainability.

The first, winning and achievement are something the Waratahs did extremely well in 2005. Although beaten in the Super 12 final by one of world Rugby's greatest provincial sides, the Waratahs won widespread praise for their courage and toughness to fight to the very end. The deeds of the 2005 Waratahs will serve future teams for years to come.

The systems and administrative structure of NSW Rugby also delivered some outstanding achievements during the year, all the way down to the junior Rugby

level. Pathways are now clearer for those aspiring to higher representative honours and we now have close to 100 players in the elite Waratahs and Academy program.

The second pillar, growth and development through Community Rugby is at the very heart of our game. Without our juniors we have no future. To this end, this year NSW Rugby thoroughly audited our playing numbers according to our redefined boundaries. The numbers are still extremely good but it is something we must continue to work hard at. The elite players involved with the Waratahs are very impressive, however, the grass roots level of the game is just as vital to nurture.

Rugby development takes in so many different needs and as the sporting landscape changes so must Rugby.

It is immensely satisfying to be back in the black thanks to years of belt tightening. Doing so means more money for the game at all levels. But we must continue to put aside funds for the future when times may not be so good or other circumstances beyond the Union's control cause a dramatic reduction in income. To this end, the NSWRU Board has decided to create a Special Reserve Fund. This fund will set aside money for future development of the game. It will also ensure that the Waratah legacy, already 130 years old, will live on for many years to come.

### Office Bearers

**Chairman:** Ron Graham

**President:** Dilip Kumar (January - May), Arvid Petersen (June - December)

**Chief Executive Officer:** Fraser Neill



**Back Row:** Drew Mitchell, Josh Valentine, Andrew Brown, Peter Hynes, Julian Huxley, Scott Daruda, Tim Atkinson, Brock James, Nic Berry.  
**Third Row:** Caleb Brown, Lloyd Johansson, Junior Pelesasa, Greg Holmes, Anthony Mathison, Stephen Moore, Richard Brown, Tai McIssac, Pete Niumata.  
**Second Row:** Stu Livingston (Strength & Conditioning Coach), Dan Leo, Nathan Sharpe, Mitchell Chapman, Hugh McMeniman, Tom McVerry, Rodney Blake, Luke Doherty, Daniel Heenan, Rudi Vedelago, Garry Nuicfora (Manager), Anthony Eddy (Assistant Coach).  
**Front Row:** Chris Latham, Ben Tune, Wendell Sailor, Elton Flatley (Captain), Jeff Miller (Coach), Nick Stiles, John Roe, Steve Kefu, Sean Hardman, David Croft.

## Queensland Rugby Union

The 2005 season had its share of disappointments for Queensland Rugby on the field, but a number of important developments in other areas will have far reaching benefits for the game in the state.

After 10 years of professional Rugby, it was considered appropriate there be an independent review of the administration of the elite level game in Queensland.

The resulting 'Delivering Peak Performance' report was prepared by leading consultancy firm PEP Management and Australian cricket coach John Buchanan.

More than 75 people were interviewed as part of the review, including past and present Reds players, QRU Board Members, club coaches and presidents, QRU Life Members, leading journalists, ARU officials, schools, community and junior representatives, as well as senior figures from other sports.

The purpose of this report was to provide a strategic framework to take Queensland Rugby forward and to make the Reds a highly competitive team in the Tooheys New Super 14 competition.

The findings of the report culminated in the establishment of a new look High Performance Unit, headed by respected sports administrator Dr Bob Murphy, to oversee development and management of the professional game.

Another significant move in 2005 was the decision to play all Brisbane Super 14 matches at Suncorp Stadium, which in turn enabled us to secure the largest provincial Rugby sponsorship in Australia, with Queensland Rail.

The Suncorp move sent a signal that Queensland Rugby was serious about raising standards of spectator and sponsor comfort and about competing in the mainstream of professional sport.

The fact we are the Queensland Rugby Union was reinforced with a decision to play a 2006 Super 14 match in Townsville, the first Australian match outside a capital city, along with the establishment of an expanded Queensland Premier Rugby competition which included a new team from the Sunshine Coast and has the potential to include teams from other Rugby regions.

Following a disappointing 10th placing in the 2005 Tooheys New Super 12 competition, the Bank of Queensland Reds undertook a successful end of season development tour to Argentina, which built a new spirit and teamwork in Jeff Miller's squad for the coming season.

### Highlights

- Record 44,000 people now playing Rugby in Queensland.
- Record new sponsorship deal with Queensland Rail.
- Four time Tooheys New Super 12 Player of the Year, Chris Latham earns his 100th cap for Queensland.
- Five Reds players make their Wallaby debut – Hugh McMeniman, Stephen Moore, Drew Mitchell, Lloyd Johansson and Greg Holmes.
- Queensland Premier Rugby competition expands to include the Sunshine Coast.
- High Performance review results in new structure.

### Office Bearers

**Chairman:** Ben Kehoe (January - July), Robin Thomson (August - December)  
**President:** Paul McLean (January - May), David Crombie (June - December)  
**Chief Executive Officer:** Theo Psaros



**Back Row:** Damian Wilson, Dan Bailey, Tyler Edwards, Trefor Thomas, John Menehra, James Weir, Peter Adams, Dwayne Grace.

**Middle Row:** Justin Barich (Physiotherapist), Wayne McCulloch (Manager), Ross Trend, Ashley Murphy, Bryce Mowll, Chris Rovira, Kyle Edwards, Sean Ashton, Greig McKenzie, Andy Cole (Assistant Coach), Stuart Dart (Community Rugby Manager).

**Front Row:** Steve McFarland (Assistant Coach), Justin Webster, Tim Newton, Matt Shaw, Nathan McCort, Tim Davies, Scott Batters (Captain), Mike Rowe (Vice Captain), Leon Felton, Brendan Thomson, Ryan Tyrell, Ross James, Des Thornton (Head Coach).

## Rugby WA

It should come as no surprise that 2005 was a landmark year for RugbyWA. Winning in December 2004 the right to host Australia's newest Tooheys New Super 14 team was the trigger for massive change in the way Rugby is administered and developed here in the West.

What was an organisation of seven employees now boasts approximately 50 staff, not including the professional player roster. Pre-2005, annual revenue was around \$800,000 and is now moving rapidly towards \$20 million. Rugby is quickly becoming more mainstream in local newspapers and sponsors have been keen to get on board.

However, perhaps the most telling statistic is the membership base of the Emirates Western Force. We budgeted for 4,400 members and now have in excess of 20,000 members and more than 270 corporate supporters – the biggest membership base of any Australian Super 14 team.

The response by the West Australian public has been fantastic and vindicates the ARU's decision to locate the fourth Australian team in Perth. It has also forced us to review our stadium needs.

This rapid change in the face of Western Australian Rugby has meant an enormous amount of work from staff and volunteers in a relatively short space of time. For that, we are grateful.

There is arguably none more worthy of praise than RugbyWA Chairman, Geoff Stooke, who was not only instrumental in formulating Western Australia's Super 14 bid, but, once successful, immediately began putting together the right building blocks of change.

The coaches, led by John Mitchell, have done a great job adding to that foundation, recruiting an impressive list of professional players and launching an academy aimed at developing home grown Wallabies in the West.

Community Rugby, under the guidance and direction of former Wallaby Mitch Hardy has also taken big steps forward, with the development of a new competition structure for 2006, which will see members of the professional team playing for local clubs.

The 2005 club season saw Wests-Subiaco pick up their third consecutive Premier Grade title, a third consecutive victory for coach Tom Fearn, who is now a member of John Mitchell's coaching staff.

With Rugby poised for further significant change in WA, we would like to thank the ARU for its support. If the game is to truly become national and grow its supporter and player base, the ARU must remain committed to acting in the game's wider interest, through dialogue and investment, which it has proven it will do.

Now, get ready for a new force in world Rugby!

### Office Bearers:

**Chairman:** Geoff Stooke OAM

**President:** Tony Harvey

**Chief Executive Officer:** Peter O'Meara





MELBOURNE AXEMEN

**Back Row:** Andrew Patemott, Dennis Su'a, Tommy Iosefo, Junior Lualua, Paul Daly, Matt Beissel, Aaron Fordham, James Lofting, Calab Stephenson.

**Second Row:** Keneti Uluave, Foulata Kanongataa, Oliver Williams, Scott Baker, Anton Pilli, Tasman Higgins, Sione Uhi, Stephen Eskridge.

**Front Row:** Alan Hill (Assistant Coach), Niko Lauina (Vice Captain), Archie Kennedy (Coach), Todd Cornford (Captain), Mark Rowe (Manager), Nathan Holman (Assistant Coach), Nick Hughes (Assistant Coach), Keivn Lieberthal (Physio).

**Sitting:** Karl Smith, Dan Hills, Nathan Keogh, Iveni Tuitupou, Wayne Mataiti, John Browne, Matt Aubery.

**Head Shots:** Heath Spence, Brett Harrop (Physio), Tracy Peters (Doctor)

**Absent:** Jerry Rauroro, David Ryland, Elisal Su'a, Dwayne Tiopira.

## Victorian Rugby Union

The strength and resilience of Victorian Rugby was severely tested in 2005 and the community has once again proven its character, shown by another year of strong growth.

The 23% growth in participation on the previous year and the presence of three Victorian-bred players in the 2005 Wallaby squad and two Victorian players in the Australian Schoolboys and Australia A Schoolboys demonstrates we are delivering quality programs that are producing quality players.

In 2005 the VRU made the decision to geographically grow the game with increased activity in regional Victoria. Among other initiatives, this saw the inclusion of Geelong into Premier Grade and enhanced development in growing metropolitan regions including Wyndham, Melton and Casey. These are early steps but ones that will see Rugby in Victoria able to boast a much broader and stronger catchment area in the future.

On a playing front there were several highlights during the season. While our senior representative team, the Melbourne Axemen had a mixed season, team manager Mark Rowe was selected to manage the Australian Women's team for next year's Women's Rugby World Cup.

Former Carwatha Secondary College student Tom Tusitala, who now plays for Marist Brothers in Canberra captained the ACT Schoolboys and also toured with the Australian Schoolboys to the United Kingdom, as did Christian Lealiifano of Peter Lalor Secondary College who elected to remain in Melbourne despite offers from other states.

Congratulations also to Lloyd Johansson, David Fitter and Digby loane, all of whom were selected for the Wallabies, with Lloyd and David being capped for the first time.

That this year has been so successful is a tribute to all the hard work done by the volunteers who support Victorian Rugby. To the coaches, officials, administrators, members and supporters, parents and families, and above all to our players, thank you for your unwavering commitment and hard work.

Thank you also to our excellent staff and administration, from Board members through to ball boys; to our corporate and government partners that have assisted us maintain a high regard in the broader community; and to the ARU, who are a key source of support for Rugby in Victoria.

Thank you again to all our community, on and off the field. Your contribution is the backbone of our history and our future. This has been a testing year for all of us and we can approach 2006 and beyond with justifiable confidence and optimism.

### Office Bearers:

**President:** Bill Gillies

**General Manager:** Ron Steiner

## SOUTH AUSTRALIAN RUGBY UNION

The year 2005 saw Rugby in South Australia continue to reap the benefits of the 2003 Rugby World Cup, with our legacy programs achieving a sustained increase in junior participation, schools Rugby and standards in club administration.

The highlight was a further 15% increase in junior participation (making it 60% in two years) and a 37% increase in regular Rugby schools. Significantly, we ventured into our first new market for many years, in Adelaide's North East district, which will see the formation of a new junior club for the 2006 season.

Establishing greater communication links with our members and increasing the competencies of our club administrators was a priority in 2005 and achieved through the appointment of our first club support & communications manager and the publication of a club administration kit specific to Rugby.

2005 was a year of significant change for SA Rugby, particularly in that it was our first full year with a full-time chief executive officer. With a firm management team in place we were able to provide a greater level of service to our members while enhancing our internal systems and procedures and increasing our presence in the corporate marketplace, resulting in increased levels of sponsorship and media coverage. With our governance review underway, further significant enhancements to our organisation, including the management of junior Rugby are expected.

## NORTHERN TERRITORY RUGBY UNION

The 2005 season was another promising year for the Northern Territory Rugby Union. The NTRU enjoyed a strong financial year; the Hottest 7's in the World tournament developed well in its second year; the region hosted the Samoan team ahead of their Test match against the Wallabies; the Astar Mosquitoes were named 'NT Team of the Year'; and Joseph Egan was selected in the Australian Schoolboys.

In its 18th year, the Hottest 7's in the World, as it is now known, attracted a number of quality local and international sides including Fiji Barbarians, Aussie Spirit, Auckland, Duavata and Aussie Legends. Several international Rugby stars featured in the playing roster, among them iRB Sevens Series record holder Ben Gollings of England, who turned out for the Astar Mosquitoes. The tournament, which was won by Fiji Barbarians, captained by 7's legend Waseli Serevi, proved a huge success, with most teams confirming that they will be back next season.

2005 also saw the first major international Rugby match in the Northern Territory in more than 10 years, with the NTRU hosting the visiting Samoan squad, coached by former All Black Michael Jones. The home team, the Northern Territory Mosquitoes was bolstered by nine invited Wallabies - Mat Rogers, Mark Gerrard, Ben Tune, Matt Henjak, Scott Fava, John Roe, Hugh McMeniman, Greg Holmes and Stephen Moore. Wallaby defensive coach John Muggleton was on hand to assist, alongside Wallaby Coach Eddie Jones, who proved a more than worthy water runner. The match was a great success, with the Mosquitoes running out 45-25 winners in front of a packed house, and it is clear the Northern Territory warrants similar fixtures in the future.

With the objective of nurturing our up and coming talent, we established our first Rugby Academy at the end of 2004, with seventeen 14-15 year olds completing the program in March.

The Physio Direct Adelaide Black Falcons again performed credibly in the Australian Rugby Shield and were unlucky not to have finished higher than fourth. Our home crowds were again excellent, with the ARS offering fans the opportunity to support their local team.

On the club Rugby scene, the 2005 Brice Metals Finals Series saw Brighton overcome arch-rival Old Collegians 20-18 in a thrilling Premier Grade final and, in doing so, winning their record 25th Premiership.

Rugby in South Australia is vibrant and optimistic about sustained levels of growth. We wish to thank our tireless volunteers and the broader SA Rugby community for their efforts and indeed the ARU for its support. We look forward to 2006 with great anticipation.

### Office Bearers

**President:** Geoff Holdich

**Chairman:** Gavin Collings

**Chief Executive Officer:** Rob Nelson

Other highlights during the year include the Astar Mosquitoes being named Northern Territory Sports Team of the Year at the 2005 NT Government Sports Awards, and Joseph Egan, arguably the territory's most talented Rugby player showing his worth with selection in the Australian Schoolboys team. He went on to play in all their matches in 2005, as well as for the Mosquitoes in the Australian Rugby Shield, and was acknowledged with the NTRU's highest honour, the Eric Johnston Medal, which he shared with Stewart Boland.

Following on from the Rugby World Cup funds provided by the ARU have helped achieve one of our goals in providing better opportunities for junior Rugby players. With this support we will create a better playing environment with lighting now established on Astar Rugby Park number 2, with the support from the ARU and the Northern Territory Government.

The NTRU continues to have an improved bottom line with another strong financial year. This combined with securing Astar as the new major sponsor for the next three years will give the NTRU a good financial platform to implement key programs in the Northern Territory.

Along with the development of the game in the regional areas of the Northern Territory and the addition of two new development staff, this augurs well in advancing the game in the remotest region of Australia.

### Office Bearers

**President:** Vince Kelly

**Secretary:** Brian Anderson

**Treasurer:** Tim Curran

**General Manager:** Tim Heath

## TASMANIAN RUGBY UNION

Senior and junior numbers increased this year, largely due to our representative team's performance at the national and championship level.

The interest in Rugby in the Island state is on the rise and can be contributed to good economic decision making and quality programs such as Try Rugby and Zone Walla Challenge.

In the past months the programs run by our development officers have been outstanding, with more than 1,000 children participating in Zone Walla Challenge in Burnie, Devonport, Launceston and Hobart.

The Senior State team has been given the opportunity to participate in the Australian Rugby Shield in 2006, a contributing factor being our win in the Far South Coast and Inland Tournament held in Canberra in June.

A special mention must go to our senior coaching staff Matt Jensen and Greg Sawyer, to our ARU mentor coach Paul Verrall and, of course, to all the players for their commitment.

This year's Statewide Senior grade competition was won by University, who defeated Launceston, Devonport were victors in the Northern competition and Glenorchy in the Women's, winning for the seventh consecutive year

Our Rugby World Cup funding has already had a major effect, with the employment of two part-time development officers in the north and a part-time administration officer for the south of the state.

Tasmanian Rugby Union is well placed for 2006 with a team in Australian Rugby Shield and support from the ARU, State Government and the Business sector.

At the ARU, we acknowledge the assistance of Geoff Shaw, Warren Robilliard and Steve Frost throughout 2005.

Our volunteers of the year were Fiona Thollar and Tony Bartulin, who are two of the numerous dedicated parents and friends we are blessed with and who volunteer on a regular basis.

Special thanks also to His Excellency William Cox, the Governor of Tasmania, for accepting the role of Chief patron of the TRU.

Our next goal for Rugby in Tasmania is to secure an Australia A fixture to lift the profile of the game even higher in our state.

### Office Bearers

**President:** Tony Kube

**Treasurer:** Jonathan Jones

## NEW SOUTH WALES COUNTRY RUGBY UNION

It is with great pleasure New South Wales Country Rugby Union submits this report for inclusion in the 2005 Australian Rugby Union Annual Report.

After years of lobbying, NSW Country has been granted affiliate status with the Australian Rugby Union. This is a very pleasing result in that it acknowledges NSW Country as a Union in its own right, and ends the notion NSW Country is a Sub Union of NSW Rugby Union.

Over the years the demographics of the Union have changed, with 2005 being a year of significant change. The disaffiliation of two Zones (Far South Coast and Southern Inland) to join the ACT Rugby Union heralded in the year, but the Union continued on in a very positive manner to service the needs of the largest provincial union in Australia.

NSW Country could not operate without the continued financial support and assistance from the NSW RU. The Union is also very fortunate to have a comprehensive group of sponsors, headed by Landmark and AWB company, who provide much needed additional funding. The majority of these finances are channeled back into the Affiliates and Zones via representative, administration and development programs.

The Union has a long and proud history of Representative Rugby, which has over the years produced many quality players who have gone on to play for Australia. While players now stream towards the metropolitan clubs and competitions, the standard of the Senior representative team (Cockatoos), Age and Women's representative teams continues to be of a high quality. The Cockatoos' success in winning three Australian Rugby Shield Titles in six years speaks volumes of the standard of NSW Country Rugby.

The 2006 season will again see change in NSW Country, with two zones (Central Coast and Illawarra) entering teams in the NSW Rugby Union Shute Shield Competition. Both zones enter the competition with the full support of NSW Country, as participation in the competition will enhance the zones and enhance NSW Country Rugby Union.

NSW Country Rugby Union looks forward to building and enhancing the relationship with the Australian Rugby Union.

### Office Bearers

**Executive Officer:** Terry Woodward

## AUSTRALIAN RUGBY FOOTBALL SCHOOLS UNION

The Australian Rugby Football Schools Union enjoyed another successful year in 2005, highlighted by several high-quality tournaments and tours throughout the season.

Mid year, the annual Division II Australian Schools Championship was held at Geelong Grammar School in Victoria and saw the best schoolboy players from Rugby's developing states participate in four days of hard fought competition. Last year's champions and runners up, Victoria and Western Australia respectively, again excelled, this year drawing 12-all in a thrilling final. As co-champions they share the Charles Blunt Trophy, with the Merv Allen Plate for second place not awarded this year.

One of the most pleasing aspects of the tournament was the selection of Joey Egan from the Northern Territory, and Christian Lealiifano and Tetera Faulkner from Victoria for several Australian Schoolboys and Australia A Schoolboys teams later in the year.

The Novotel Australian Schools Championship, for Division I Schools was held from 4-10 July at Viking Park, Tuggeranong in Canberra. The annual tournament, now in its 31st year showcases some of Australia's best schoolboy Rugby talent, and this year was no exception. After four exciting days of competition, New South Wales I and Queensland I took out the champions and runners up titles for the second consecutive year.

The annual championships were followed by visits from three touring teams – Japan Schools in August, Samoan Schools in September

and New Zealand Schools in October. In November and December, the Australian Schoolboys took their annual tour to the UK, winning five of their eight matches. Full results of these tournaments and tours can be found in The Year in Detail section of this Annual Report.

Inbound and outbound tours provide Australia's young Rugby stars and emerging talent with an important opportunity to test themselves against players of a similar calibre and we are grateful to the touring teams that visit our shores and host us each year.

Thanks much also go to the Australian Schools team officials and selectors, and indeed the Australian Rugby Union. Not only are they our major sponsor, but they also provide us with a great deal of support each year, through their High Performance Unit, and Community Rugby, Media and Finance departments. At the executive level thank you to CEO Gary Flowers, Chairman Ron Graham, President Paul McLean and former President Peter Crittle, who continues on as ARFSU's Patron and is a most loyal supporter.

Finally, I would like to congratulate two new Life Members elected this year – President of the NT Schools Rugby Union, Greg O'Mullane, and long standing ARFSU medical officer, Dr Robert Smethills.

### Office Bearers

**President:** Br Bob Wallace AM

**Vice President:** Damien Barker

**Hon Secretary:** John Rae

**Hon Treasurer:** Bernie Carberry

## CLASSIC WALLABIES

In November 2005, the Classic Wallabies competed in the 17th World Rugby Classic in Bermuda. In only our fifth appearance at the tournament, we competed alongside seven other invitees – Argentina, Canada, France, New Zealand, South Africa, the United States and the British Lions.

While the concept behind the tournament is to bring together former internationals to celebrate the game in a more relaxed atmosphere, the Rugby itself is just as competitive as the professional game.

Comprising former Wallaby and State players aged over 33, led by team manager Brad Bishop, and coached and captained by Gary Ella and Tiaan Strauss respectively, the 2005 Classic Wallabies won our first match of the tournament 7-5 against New Zealand, but lost the semi final 5-14 to Argentina.

South Africa took out the final, beating Argentina 15-7 in a very hard fought match that was witnessed by 4,000 spectators. The Argentines enlisted three Australian players for the final – Number 8 Martin Tindall (Parramatta), Hooker Damian Cummins (Manly) and Danny Flanery (NSW Country), Flanery even scoring Argentina's only try after a solo effort from 60 metres out.

The Classic Wallabies also performed well off the field, placing second behind New Zealand in the tournament's Golf team event, while Damian Cummins finished third in the individual event. Geoff Didier (Brumbies) also excelled in the singing department, receiving standing ovations at the Classic Banquet and Concert after the Final. However, the highlight of the tour was a few players sharing a drink and stories with locals Michael Douglas and Catherine Zeta Jones at one of the local golf clubs.

The Classic Wallabies that toured Bermuda would like to thank the organisers of the World Rugby Classic for a fantastic tournament, Qantas and the Australian Rugby Union for their support, the Bermuda locals that billeted most of the players and the Executive of the Classic Wallabies.

### Office Bearers

**President:** Stuart Macdougall

**Honorary Secretary:** Ian Robertson

**Honorary Treasurer:** Ken Wright

## AUSTRALIAN SERVICES

The Australian Services Rugby Union held its annual inter-service carnival in May, with Navy defeating both Army and Airforce to win the Australian Services Rugby Championship men's competition, the Caldwell Shield. The Army v Navy game was high quality and extremely enjoyable to watch, with only one point separating the two sides. In the women's competition Navy defeated Army.

Later in the year the ASRU men's side played matches against NSW Suburban, Fiji Military Forces and Australian Universities. All games were of a high standard and provided spectators with an excellent example of fast flowing Rugby, especially the game against Fiji Military Forces.

The ASRU women's team, currently in a rebuilding phase, competed in a Southern States Carnival against ACT and NSW Country, where the team registered strong performances but lost on both occasions. Of note however, is that a number of ASRU women's players have been selected in the national women's training squad that is preparing for the 2007 iRB Women's Rugby World Cup in Canada.

### Office Bearers

**Chairman:** Commodore Kevin Taylor, RAN

**Vice Chairmen:** Captain Grant Ferguson, RAN and Lieutenant Colonel Jim Bancroft

**Secretary:** Lieutenant Colonel Dave Grierson

## AUSTRALIAN UNIVERSITIES

As has been the case in recent years, the only fixture in 2005 for the Australian Universities Rugby Union (AURU) was the match against Australian Services, held at Ballymore on the evening of 1 July.

An excellent curtain raiser between Queensland and NSW Sub-Districts set the scene for the closest and most exciting game since the inaugural Weary Dunlop Trophy match seven years prior.

In the end AURU prevailed, 17-12, with both unions reaffirming their commitment to continue the fixture on an annual basis, thus providing a rare opportunity for representative exposure of players at this level of Rugby.

On the morning of the match the AURU Annual General Meeting was held, where it was agreed that a planning meeting would be convened in Sydney later in the year to formulate a strategic plan for AURU for the future. The support of the Australian Rugby Union, particularly in staging annual fixtures was acknowledged at the meeting.

### Office Bearers

**President:** Les Sampson (University of Adelaide)

**Vice President:** Peter Hone (Melbourne University) and Phil Verheijen (Griffith Gold Coast Uni)

**Secretary:** Bob O'Dwyer (University of Adelaide)

## BARBARIAN RUGBY CLUB

In 2005, the Australian Barbarians played one match, against a combined Redlands Bay and Breakers side on July 9. The aim of the day was to promote Rugby and the match in the Redlands Bay area.

Brisbane clubs had a bye the weekend of the match, which enabled us to select a strong team and, aside from selecting players from Brisbane's Premier clubs, we also included three players from the local Gold Coast competition.

The game was played in true Barbarian spirit, with both teams adopting a 'no kick' policy, resulting in some great tries.

Coached by Chris Roach and managed by Tim Rowlands, the Barbarians were gutsy to the end, but the home team emerged eventual winners, on 55 points to the Barbarians' 45.

While only one match played this year, it is important to note we only bring the team together briefly before the game, usually having just one training run. As such, achieving the results we do, which are usually positive, is testament to the calibre of player selected.

### Office Bearers

**President:** Greg Cornelsen

**Honorary Secretary:** Peter Johnston

**Honorary Treasurer:** Andy Conway



- Australian Sevens
- Australian Under 19s
- Telstra Australian Rugby Shield
- Weary Dunlop Trophy
- Australian Under 21s
- Division II Australian Schools Championship
- Novotel Australian Schools Championship
- National U16s Indigenous Championship
- Australian Deaf Tour
- Telstra Australian Women's Invitational Tournament
- Australian Schoolboys
- National Under 16 Championship
- Australia A

**AUSTRALIAN SEVENS**  
2004/05 iRB SEVENS SERIES

**DUBAI**  
2-3 December 2004

**Pool Matches**  
Australia 52 def Arabian Gulf 0  
Australia 26 def Canada 12  
New Zealand 24 def Australia 12

**Plate Semi Final**  
Argentina 24 defeated Australia 19

**Australian squad:** Tim Clark (c), Matt Hodgson (vc), Andrew Brown, Josh Gamgee, Luke Inman, Wise Kativerata, Shawn Mackay, Kasey Mitchell, James Morgan, Nick Reily, Anthony Sauer, James Sua.

**GEORGE**  
10-11 December 2004

**Pool Matches**  
Australia 26 def Ireland 22  
Kenya 24 def Australia 21  
England 24 def Australia 12

**Bowl Quarter Final**  
Australia 26 defeated France 14

**Bowl Semi Final**  
Australia 26 defeated Scotland 24

**Bowl Final**  
Australia 38 defeated Canada 12

**Australian squad:** Tim Clark (c), Matt Hodgson (vc), Andrew Brown, Josh Gamgee, Luke Inman, Wise Kativerata, Shawn Mackay, Kasey Mitchell, James Morgan, Nick Reily, Anthony Sauer, James Sua.

**WELLINGTON**  
4-5 February 2005

**Pool Matches**  
Australia 28 def Cook Islands 12  
Australia 24 def Tonga 5  
Argentina 15 def Australia 7

**Cup Quarter Final**  
South Africa 19 defeated Australia 15

**Australian squad:** Tim Clark (c), Matt Hodgson, Andrew Brown, Tim Aistrophe, Luke Inman, Damon Murphy, Shawn Mackay, Kasey Mitchell, James Morgan, Nick Reily, Anthony Sauer, James Sua.

**LOS ANGELES**  
12-13 February 2005

**Pool Matches**  
Australia 24 def USA 5  
Australia 14 def Canada 10  
Australia 26 def South Africa 0

**Cup Quarter Final**  
Australia 24 defeated France 5

**Cup Semi Final**  
New Zealand 31 defeated Australia 12

**Australian squad:** Tim Clark (c), Matt Hodgson, Andrew Brown, Tim Aistrophe, Luke Inman, Damon Murphy, Shawn Mackay, Kasey Mitchell, James Morgan, Nick Reily, Anthony Sauer, James Sua.

**HONG KONG**  
18-20 March 2005

**Pool Matches**  
Australia 31 def Namibia 12  
Australia 68 def Chinese Taipei 0  
Australia 19 def Samoa 12

**Cup Quarter Final**  
South Africa 17 defeated Australia 5

**Australian squad:** Tim Clark (c), Matt Hodgson (v/c), Andrew Brown, Josh Gamgee, Luke Inman, Keiran Massey, Shawn Mackay, Kasey Mitchell, James Morgan, Nick Reily, Anthony Sauer, James Sua.

**SINGAPORE**  
16-17 April 2005

**Pool Matches**  
Australia 28 def USA 0  
Australia 19 def Korea 14  
Fiji 31 def Australia 12

**Cup Quarter Final**  
South Africa 21 defeated Australia 7

**Plate Semi Final**  
New Zealand 29 defeated Australia 0

**Australian squad:** Matt Hodgson (c), Andrew Brown, Josh Gamgee, Richie O'Connor, Julian Salvi, Shawn Mackay, Kasey Mitchell, Toby Spencer, Nick Reily, Anthony Sauer, Ben Ward, Vuli Tailasa.

**LONDON**  
4-5 June 2005

**Pool Matches**  
Australia 45 def Spain 7  
Australia 28 def Kenya 15  
England 19 def Australia 12

**Plate Semi Final**  
Australia 17 defeated Samoa 12

**Plate Final**  
Argentina 22 defeated Australia 21

**Australian squad:** Tim Clark (c), Will Brock, Andrew Brown, Josh Gamgee, Matt Hodgson, Shawn Mackay, Keiran Massey, James Morgan, Richie O'Connor, Anthony Sauer, Ben Ward, Luke Doherty.

**PARIS**  
10-11 June 2005

**Pool Matches**  
Australia 17 def Portugal 14  
Australia 31 def Georgia 0  
New Zealand 29 def Australia 5

**Cup Quarter Final**  
England 14 defeated Australia 5

**Plate Semi Final**  
South Africa 7 defeated Australia 5

**Australian squad:** Tim Clark (c), Will Brock, Andrew Brown, Josh Gamgee, Matt Hodgson, Shawn Mackay, Keiran Massey, James Morgan, Richie O'Connor, Anthony Sauer, Ben Ward, Luke Doherty.

**Series Coaching & Management staff:** Bill Millard (head coach until 20 Feb) Glen Ella (head coach from March), Scott Bowen (assistant coach), Brendan Morris (manager), Alan Davies (physiotherapist), Angus Bathgate (doctor).

**SERIES SCHEDULE**

Date	Tournament	Host Union	Cup Winner	Cup Runner up
Dec 2-3, 2004	Dubai	UAE	Fiji	England
Dec 10-11, 2004	George	South Africa	New Zealand	Fiji
Feb 4-5, 2005	Wellington	New Zealand	New Zealand	Argentina
Feb 12-13, 2005	Los Angeles	USA	New Zealand	Argentina
Mar 18-20, 2005	Hong Kong	Hong Kong	England	Argentina
Apr 16-17, 2005	Singapore	Singapore	South Africa	Argentina
Jun 4-5, 2005	London	England	New Zealand	England
Jun 10-11, 2005	Paris	France	England	New Zealand

**FINAL POINTS TABLE**

iRB Sevens	Dubai	George	Wellington	Los Angeles	Singapore	London	Paris	TOTAL
	New Zealand	12	20	20	20	20	12	12
Fiji	16	16	12	8	12	8	16	<b>88</b>
England	20	12	4	12	16	16	6	<b>86</b>
South Africa	12	8	12	4	12	20	8	<b>76</b>
Argentina	6	12	16	16	4	12	2	<b>68</b>
Samoa	8	6	4	6	8	2	12	<b>46</b>
Australia	4	2	8	12	6	0	4	<b>36</b>
France	0	0	0	4	2	4	20	<b>30</b>
Scotland	4	0	6	0	4	4	0	<b>18</b>
Kenya	0	4	2	0	0	0	4	<b>10</b>
Tunisia	0	4	0	0	0	0	0	<b>4</b>
Canada	0	0	0	2	0	0	0	<b>2</b>
Portugal	2	0	0	0	0	0	0	<b>2</b>

**AUSTRALIAN UNDER 19s**

2005 iRB U19 WORLD CHAMPIONSHIP, DURBAN, SOUTH AFRICA  
Friday 1 April - Sunday 17 April 2005

**Australia v France**  
Pool Match  
Friday April 1 2005

Australia 10 (Liam Bibo try; Matthew Brandon con, pen) defeated France 6 (Thibaud Duvallet 2 pen).

**Australia v Argentina**  
Pool Match  
Tuesday 5 April 2005

Australia 38 (Leroy Houston 2, Pekahou Cowan, Pauliasi Taumoepeau, Saia Faingaa, Jono Jenkins tries; Liam Bibo 4 cons) defeated Argentina 0.



**Australia v Ireland**  
Pool Match  
Saturday 9 April 2005

Australia 23 (Liam Bibbo, Tajhon Mailata tries; Liam Bibbo 2 cons, 3 pens) defeated Ireland 0.

**Australia v New Zealand**  
Semi Final  
Wednesday 13 April 2005

Australia 25 (Pauliasi Taumoepeau, Pekahou Cowan, Tajhon Mailata tries; Liam Bibbo 2 cons, 2 pens) drew New Zealand 25 (George Pisi, Isaia Toeava, Nicholas Thomson tries; Isaia Toeava con, pen; Steve Alfeld con, pen).  
Penalty shoot out: New Zealand 4 defeated Australia 3.

**Australia v England**  
3rd/4th Play Off  
Sunday 17 April 2005

Australia 29 (Tajhon Mailata 2, Liam Bibbo, Matthew Brandon tries; Liam Bibbo 3 cons, pen) defeated England 21 (Jordan Crane, Ryan Lamb, Shaun Geraghty tries; Ryan Lamb 3 cons).

**FINAL STANDINGS**

- 1. South Africa
- 2. New Zealand
- 3. Australia
- 4. England
- 5. France
- 6. Wales
- 7. Romania
- 8. Argentina
- 9. Ireland
- 10. Scotland
- 11. Japan
- 12. Georgia - relegated

**Australian squad:** Geoff Abram, Ben Bates, Matthew Bell, Liam Bibbo, Matthew Brandon, Will Brock, Pekahou Cowan, Scott Daruda, David Dennis, Anthony Faingaa, Saia Faingaa, Dominic Fuller, Ed Gower, Steve Hillman, Tom Hockings, Josh Holmes, Leroy Houston, Jack Kennedy, Tajhon Mailata, Ryan Newman, Alexander Peden, Richard Stanford, Pauliasi Taumoepeau, Jeremy Tilse, John Ulugia, Adam Watson.

**Coaching & Management staff:** Scott Wisemantel (head coach), John Ross (assistant coach), Tony McGahan (assistant coach), Brendan Morris (manager), Stu Livingstone (Strength & Conditioning Coordinator), Joe Conway (doctor), Gavin Malouf (medical coordinator/physiotherapist).

**TELSTRA AUSTRALIAN RUGBY SHIELD**

**ROUND ONE**  
Saturday 7 May 2005

NSW Country Cocks 28 (Leith Cooper, Matt McGregor, Francis Fainifo tries; Leith Cooper 2 cons, 3 pens) defeated Adelaide Black Falcons 23 (William Te Tau, Troy Doughty tries; Wayne Londema 2 cons, 3 pens).

Perth Gold 19 (Leon Felton, John Menehira tries; Ashley Murphy 3 pens) defeated Queensland Country Healers 12 (Billy Bainibure, Brad Tronc tries; Corey Niwa con).

Darwin Mosquitoes 19 (Delane Edwards, Peter Burnheim, Joseph Egan tries; Rob Davis-Tamarapa 2 cons) defeated Melbourne Axemen 17 (Denis Su'a, Keneti Uluave tries; Andrew Castleman 2 cons, pen).

**ROUND TWO**  
Saturday 14 May 2005

Queensland Country Healers 50 (Aisea Vasutogo 4, Shane Collins, Sean Kearns, Billy Bainibure, Daniel Ese tries; Corey Niwa 4 cons, Ryan Roberts con) defeated Darwin Mosquitoes 15 (Ben Coffey, Bernard Niki, Ben Emmett tries).

NSW Country Cocks 37 (Leith Cooper 2, Josh Clift, Francis Fainifo, Paul Creighton tries; Leith Cooper 3 cons, 2 pens) defeated Melbourne Axemen 18 (Sione Uhi, Todd Comford tries; Anton Pilli con, 2 pens).

Sunday 15 May 2005

Perth Gold 38 (Leon Felton 2, Blair Morris 2, Ryan Lenegan, Ryan Tyrell tries; Ryan Lenegan 4 cons) defeated Adelaide Black Falcons 23 (Inosi Takuna 2, Kurt McKinley tries; Kurt McKinley con; Wayne Londema 2 pens).

**ROUND THREE**  
Saturday 21 May 2005

Perth Gold 43 (Ryan Lenegan 3, Justin Webster 2, Greg McKenzie 2 tries, Justin Webster 2 cons, Ryan Lenegan 2 cons) defeated Darwin Mosquitoes 10 (Marty O'Brien try; Robbie Davis pen, con).

NSW Country Cocks 28 (Ross Duncan 2, Leith Cooper, Francis Fainifo tries; Leith Cooper 4 cons) drew with Queensland Country Healers 28 (Shane Collins, Taofiga Sa, Daniel Ese, Billy Bainibure tries; Corey Niwa con, 2 pens).

Melbourne Axemen 27 (Keneti Uluabe 2, Sione Uhi tries; Steve Eskridge 3 cons, 2 pens) defeated Adelaide Black Falcons 20 (Troy Doherty try; Wayne Londema 5 pens).

**ROUND FOUR**  
Saturday 28 May 2005

Adelaide Black Falcons 43 (Andrew Farquharson 2, Inosi Tukana, Troy Doherty, Tim Mattin, Matthew Connor tries; Kurt McKindley con, Wayne Londema 4 cons, pen) defeated Darwin Mosquitoes 40 (Peter Burnheim 2, Dan Mayo, Joseph Egan, Ben Emmett, Delane Edwards tries; Rob Davis-Tamarapa 5 cons).

Perth Gold 27 (Tim Davies 2, Tyler Edwards, Blair Morris, Justin Webster tries; Greg McKenzie con) defeated NSW Country Cocks 12 (Ross Duncan, Chris Comerford tries; Leith Cooper con).

Queensland Country Healers 41 (Taofiga Sa, Joel Johnson, David Nolan, Shane Collins, James McUtchen, Paul Jekyll tries; Corey Niwa 2 cons, Ryan Robinson 2 cons, pen) defeated Melbourne Axemen 29 (Sione Uhi 2, Scott Baker, Paul Daly, Todd Cornford tries; Anton Fielli 2 cons).

Axemen 29 (Sione Uhi 2, Scott Baker, Paul Daly, Todd Cornford tries; Anton Fielli 2 cons).

**ROUND FIVE**  
Saturday 4 June 2005

Queensland Country Healers 19 (David Nolan 2, Corey Niwa tries; Ryan Roberts, Corey Niwa con) defeated Adelaide Black Falcons 15 (Matthew Connor, Tim Lough tries; Wayne Londema, Kurt McKinley con).

NSW Country Cocks 39 (Francis Fainifo 3, Ross Duncan, Matt Panton 2 tries; Leith Cooper 2 cons) defeated Darwin Mosquitoes 12 (Ben Emmett, Craig Moore tries; Rob Davis-Tamarapa con).

Perth Gold 17 (Greg McKenzie 2, Ross Trend tries; Ryan Lenegan con) defeated Melbourne Axemen 15 (Heath Spence try).

**FINAL**  
Saturday 18 June 2005

Perth Gold 18 (Nathan McCort, Dwayne Grace tries; Ryan Lenegan con 2 pens) defeated Queensland Country Healers 11 (Ryan Roberts try; Ryan Roberts pen, dg).  
Half time: Queensland Country Healers 8-0.

**2005 Telstra Australian Rugby Shield Table**

	Played	Win	Draw	4 x Tries	Lose(<7)	Points
Perth	5	5	0	3	0	23
OLD Country	5	3	1	3	1	18
NSW Country	5	3	1	3	0	17
Adelaide	5	1	0	1	3	8
Melbourne	5	1	0	1	1	6
Darwin	5	1	0	1	1	6



**WEARY DUNLOP TROPHY**

**AUSTRALIAN UNIVERSITIES V AUSTRALIAN SERVICES**  
Ballymore Stadium, Brisbane  
July 1, 2005

Australian Universities 22 (Comerford, Trist, Fainifo, McColl tries; Walters con) defeated Australian Services 15 (Thorpe 4 pens, Yates dg).

**Australian Universities:** Robert Bartrop BOND, Chris Comerford ACU, Paul Keene QUT, Joshua Clements USYD, Jared Hanna UQ, Ben White UC, Scott Jones UTS, Lachlan Radnedge UC, Nick Haydon USYD, Daniel Walters MU, Nathan Trist USYD, Joel Johnston CQU, Anthony Lyon UW, Reserves: Francis Fainifo UNE, Uelenitoni Tu'ulakitau UC, Geoff Ingram QUT, Kris Mulheran USQ, Matthew Howse ECU, Tom McColl USYD, Ryan Lenegan ECU. **Coaching & Management Staff:** Darren Coleman (Head Coach), Paul Nixon (Assistant Coach), Mark Rowe (Manager), Mark Cassidy (Physio).

**Australian Services:** Royal Australian Army - Craftsman Tor Killman, SGT Nathan Herbert, Sapper Sean Richardson, CPL Adrian Ross, SGT Tom Navusolo, CPL Ricky Dumigan (VC), CPL Paul Yates (C), CPL Gavin Whiteside, CPL Ben Jones, CPL Joe Rains, Craftsman Matt Fraser, CPL Dean King, Private Keiran Dan, SGT Adam Monsen, Private Scott McCormick. **Royal Australian Navy** - Leading Seaman Jason Harrington, Leading Seaman Matt Hilyard, Major Spencer Norris, Petty Officer Andrew Thorpe, Craftsman Zane Mitchell, Leading Seaman Chris Bohan, Able Seaman Max Gunn, Able Seaman Brad Sharman, Able Seaman Nick Clancy. **Royal Australian Air Force** - SGT Jason Ryan, CPL Rom Marchant.

**Coaching & Management Staff:** Wing Commander Graham King (Head Coach), Chief Petty Officer John Campbell (Assistant Coach), Major Murray Harley (Technical Advisor), Lieutenant Commander Gus Mitchell (Manager), Lieutenant Colonel Scott Pacello (Assistant Manager), Leading Seaman Rob Thompson (Physiotherapist), Mr Fred Cantlin (Strapper).

**AUSTRALIAN UNDER 21s**

**iRB UNDER 21 WORLD CHAMPIONSHIP, MENDOZA, ARGENTINA**  
Thursday 9 June - Saturday 25 June 2005

**Australia v Scotland**  
Pool Match  
Chacras RC, Mendoza  
Thursday 9 June 2005

Australia 28 (Digby Ioane, Nic Berry, Leroy Houston, Cameron Shepherd tries; Julian Salvi pen; Cameron Shepherd pen, con) defeated Scotland 22 (Stevie Lawrie try; David Blair 4 pens; Garry Law pen; Stevie Lawrie con).  
Half-time: Australia 13-9  
Referee: Carlo Damasco (Italy)  
Crowd: (unknown)

**Australia:** Cameron Shepherd, Ben Batger, Henari Veratau, Lloyd Johansson, Digby Ioane, Daniel Halangahu, Nic Berry, Ben Mowen (c), Julian Salvi, Dean Mumm, Richard Stanford, James Horwill, Ben Alexander, Tatafu Polota-Nau, Benn Robinson. **Replacements:** Geoff Abram, Alex Walker, Shane Udy, Leroy Houston, Dominic Fuller, Scott Daruda, Tajhon Mailata.  
**Scotland:** Alan Nash, Ben Addison, Nic de Luca, Garry Law, Ben Claims, David Blair, Alasdair McFarlane, Scott Forrest, Neil Cochrane (c), Colin White, James Eddie, Sean Tomes, Willie Blacklock, Ross Ford, Stuart Corsar. **Replacements:** Stevie Lawrie, Stuart Fenwick, John Beattie, Alan MacDonald, Greg Laidlaw, Ian Kennedy, Michael Adamson.



**Australia v Argentina**  
Pool Match  
Mendoza RC, Mendoza  
Monday 13 June 2005

**Australia 25** (Cameron Shepherd 2, Leroy Houston tries; Cameron Shepherd 2 cons, 2 pens) **defeated Argentina 20** (Santiago Fernandez, Jose Guzman tries; Santiago Bottini 2 cons, 2 pens).

**Half-time:** Australia 12-10  
**Referee:** Marius Jonker (South Africa)  
**Crowd:** 5,000

**Australia:** Cameron Shepherd, Henari Veratau, Adam Ashley-Cooper, Lloyd Johansson, Digby Ioane, Daniel Halangahu, Nic Berry, Leroy Houston, Julian Salvi, Ben Mowen (c), James Horwill, Dean Mumm, Alex Walker, Tatafu Polota-Nau, Benn Robinson. **Replacements:** Geoff Abram, Ben Alexander, Richard Stanford, Shane Udy, Dominic Fuller, Scott Daruda, Ben Batger.

**Argentina:** Marcelo Bosch, Horatio Agulla, Gonzalo Tiese, Santiago Bottini, Francisco Merello, Santiago Fernandez, Francisco Albarracin (c), Jose Guzman, Joaquin Brinnand, Agustin Creevy, Manuel Carizza, Hose Manuel Roan, Pedro Ledesma, Matias Cortese, Juan Gomez. **Replacements:** Horatio Gomez Smith, Santiago Moreno, Marcos Lobato, Carlos Roldan Verges, Nicholas Bruzzone, Martin Bustos Moyano, Gonzalo Sarasqueta.

**Australia v New Zealand**  
Pool Match  
Charcas RC, Mendoza  
Friday 17 June 2005

**Australia 46** (Daniel Halangahu 2, Ben Mowen, Tatafu Polota-Nau, Adam Ashley-Cooper tries; Cameron Shepherd 3 cons, 4 pens, Daniel Halangahu dg) **defeated New Zealand 43** (Jamie MacIntosh, Mikaele Tuu'u, Aaron Bancroft, James Somerset, Dwayne Sweeney, Hose Gear tries; William Ripia 4 cons, pen, Stephen Brett con).

**Half-time:** Australia 22-17  
**Referee:** Christophe Berdos (France)  
**Crowd:** (unknown)

**Australia:** Cameron Shepherd, Ben Batger, Adam Ashley-Cooper, Lloyd Johansson, Digby Ioane, Daniel Halangahu, Nic Berry, Leroy Houston, Julian Salvi, Ben Mowen (c), Dean Mumm, Richard Stanford, Alex Walker, Tatafu Polota-Nau, Benn Robinson. **Replacements:** Geoff Abram, Ben Alexander, Pat O'Connor, Shane Udy, Dominic Fuller,

Scott Daruda, Henari Veratau.  
**New Zealand:** Richard Kahui, James Somerset, Aaron Bancroft, Dwayne Sweeney, Hosea Gear, William Ripia, Andrew Ellis, Peter Nixon, Mikaele Tuu'u, Liam Messam, Jeremy Thrush, Toby Lynn, Karl Haitana, Marcel Cummings-Toone, Jamie MacIntosh (c). **Replacements:** Lance Po-Ching, Tevita Mailau, Isaac Ross, Keiran Read, Taniela Moa, Miah Nikora, Stephen Brett.

**Australia v France**  
Semi Final  
Liceo RC, Mendoza  
Tuesday 21 June 2005

**Australia 28** (Digby Ioane 2, Cameron Shepherd, Tatafu Polota-Nau, Lloyd Johansson tries; Cameron Shepherd pen) **defeated France 16** (Jean-Baptiste Peyras try; Lionel Beauxis 3 pens, con).

**Half-time:** Australia 13-6  
**Referee:** Marius Jonker (South Africa)  
**Crowd:** (unknown)

**Australia:** Cameron Shepherd, Henari Veratau, Adam Ashley-Cooper, Lloyd Johansson, Digby Ioane, Daniel Halangahu, Nic Berry, Leroy Houston, Julian Salvi, Ben Mowen (c), Dean Mumm, Richard Stanford, Ben Alexander, Tatafu Polota-Nau, Benn Robinson. **Replacements:** Geoff Abram, Alex Walker, Pat O'Connor, Shane Udy, Dominic Fuller, Scott Daruda, Ben Batger.

**France:** Jean-Baptiste Peyras, Benjamin Thiery, Thibault Lacroix, Sylvian Mirande, Maxime Medard, Lionel Beauxis, Julien Tomas, Marc Baget, Fabien Alexandre, Gerald Gambetta (c), Damien Feyre, Denys Drozd, Yohann Montes, Benjamin Kayser, Pierre-Philippe Lafond. **Replacements:** Frederic Montagnat, Alexandre Bastin, Loic Jacquet, Damien Chouly, Sebastien Tillous-Borde, Regis Lespinas, Vincent Roux.

**Australia v South Africa**  
Final  
Malvinas Argentinas, Mendoza  
Saturday 25 June 2005

**South Africa 24** (Derick Kuun, Sangoni Mxoli, Ruan Pienaar tries; Morne Steyn 3 cons, pen) **defeated Australia 20** (Henari Veratau, Benn Robinson tries; Cameron Shepherd 2 cons, 2 pens).

**Half-time:** South Africa 14-6  
**Referee:** Christophe Berdos (France)  
**Crowd:** 28,000

**Australia:** Cameron Shepherd, Henari Veratau, Adam Ashley-Cooper, Lloyd Johansson, Digby Ioane, Daniel Halangahu, Nic Berry, Leroy Houston, Julian Salvi, Ben Mowen (c), Richard Stanford, Dean Mumm, Alex Walker, Tatafu Polota-Nau, Benn Robinson. **Replacements:** Geoff Abram, Ben Alexander, Pat O'Connor, Shane Udy, Dominic Fuller, Scott Daruda, Ben Batger.

**South Africa:** Hendrik Daniller, Cedrick Mckize, Earl Rose, Thabang Molefe, Marius Delpont, Morne Steyn, Paul Delpont (c), Pieter Louw, Hilton Lobberts, Derick Kuun, Cliff Milton, Nicolai Blignaut, Sangoni Mxoli, Chilibooy Ralepelle, Heinke van der Merwe. **Replacements:** Adriaan Strauss, Harry Vermaas, Gerhard Mostert, Davon Raubenheimer, Ruan Piennar, Mzwandile Stick, Ronnie Cook.

**FINAL STANDINGS**

- |                 |            |
|-----------------|------------|
| 1. South Africa | 7. England |
| 2. Australia    | 8. Wales   |
| 3. New Zealand  | 9. Ireland |
| 4. France       | 10. Samoa  |
| 5. Argentina    | 11. Canada |
| 6. Scotland     | 12. Italy  |

**Coaching & Management staff:** Chris Hickey (head coach), Andrew Friend (assistant coach), Ben Whitaker (assistant coach), Bill Swain (manager), Angus Bathgate (medical officer), Stu Pavey (physiotherapist), Dirk Spits (strength & conditioning coordinator), Eddie Farrah (massage therapist).

**DIVISION II AUSTRALIAN SCHOOLS CHAMPIONSHIP**

Division II Schools Championship  
Geelong Grammar School, Corio, Victoria  
Friday 24 June - Thursday 30 June 2005

**Pool A**  
Western Australia, Lloyd McDermott Rugby Development Team, Northern Territory

**Pool B**  
Victoria, South Australia, Tasmania

**DAY ONE (Saturday 25 June 2005)**

**WA 45** (Tony Mladenovski, Rory McCarthy, David Mafi, Brad McLean, Angus Neilson, Ben Lindegaard, David Weir tries; Tony Mladenovski 5 cons) **defeated LMRDT 5** (Trent Rose try).

**VIC 38** (James Loza 2, Jared van Heerden 2, James Tupai, Alex Conannon tries; Christian Lealiifano 4 cons) **defeated SA 0**.

**NT 24** (Tyson Doughty, Leigh Chisholm, Josai Vodo, Shane Walker tries; Tyson Doughty 2 cons) **defeated TAS 5** (Daniel Aualiitia try).

**DAY TWO (Sunday 26 June 2005)**

**WA 32** (Rob Malaney, Andrew Farquharson, Tim Carslaw, Angus Neilsen, Byron Sparg, Rory McCarthy tries; Barry Mansfield con) **defeated SA 5** (Nathan Satala try).

**VIC 22** (Fa'afetu Seu, Jared van Heerden, Christian Lealiifano, Laurence Clarken tries; Tom Mataika con) **defeated TAS 3** (Wally Dare pen).

**NT 33** (Elijah Peart 2, Josai Vodo 2, Joey Egan tries; Matty O'Brien 4 cons) **defeated LMRDT 5** (Neils Kirsten try).

**DAY THREE (Tuesday 28 June 2005)**

**VIC 36** (Tuvao Lua 2, Dane Costello, Jared van Heerden, Laurence Clarksen, Fa'afetu Seu tries; Jared van Heerden 2 cons, Tom Mataika con) **defeated LMRDT 0**.

**WA 20** (Bradley McLean, Barry Mansfield tries; Tony Mladenovski, Brad McLean cons; Rory McCarthy 2 pens) **defeated NT 13** (Josai Vodo try; Tyson Doughty con, 2 pens).

**SA 26** (Golden Gepp 2, Nathan Satala, William Jenkins tries; Nathan Satala 2 cons, William Jenkins con) **defeated TAS 14** (Jake Snepuangers, Wally Dare tries; Wally Dare 2 cons).

**DAY FOUR (Thursday 30 June 2005)**

**NT 10** (Josai Vodo, Joey Egan tries) **defeated SA 5** (Nacanieli Yanuyatawa try).

**LMRDT 10** (Luke Prosser-Dodd try; Luke Prosser-Dodd con, Trent Rose penalty) **defeated TAS 7** (Tim Cleary try; Wally Dare con).

**Final**

**VIC 12** (Fa'afetu Seu, James Tupai tries; Christian Lealiifano con) **drew WA 12** (Glyn Edwards, David Mafi tries; Rory McCarthy con)

Winner, Charles Blunt Trophy - **VIC and WA (shared)**  
Runners Up, Merv Allen Plate - N/A

**NOVOTEL AUSTRALIAN SCHOOLS CHAMPIONSHIP**

Australian Rugby Football Schools Union  
Division I Championship  
Viking Park, Tuggeranong, Canberra  
Monday 4 July - Sunday 10 July 2005

**Pool A**  
NSW I, Queensland II, ACT

**Pool B**  
Queensland I, NSW II, Combined States

**DAY ONE (Tuesday 5 July 2005)**

**ACT 19** (Masi Tusitala, John Gibson, Andrew Burrell tries; John Gibson 2 cons) **defeated QLD I 15** (James Hanson, Ben Lucas tries; Ben Lucas con, pen).

**NSW I 53** (Nathan Sievert 2, Codie Medway 2, Alistair Clifton, Daniel Roach, Kurtley Beale, Andrew Barrett, William Gresham tries; Alistair Clifton 2 cons, Nathan Sievert 2 cons) **defeated QLD II 7** (Rota Setu try; Michael Zovko con).

**NSW II 12** (Michael Delore, Chris Yarrington tries; Travis Robinson con) **defeated Combined States 10** (James Tupai try; Rory McCarthy con, pen).

**DAY TWO (Wednesday 6 July 2005)**

**NSW I 46** (Lachlan Rosengreen 2, Junior Palou 2, Tom Dunworth, Tom Norval, Matthew Day, William Gresham tries; Alistair Clifton 2 cons, Rowan Kellam con) **defeated NSW II 12** (Patrick McCabe, Robert Reilly tries; Travis Robinson con).

**QLD I 33** (Brett Stapleton 2, David Pocock, Malo Lauti, Steve Hillman tries; Ben Lucas 4 cons) **defeated Combined States 5** (Andrew Farquharson try).

**ACT 22** (Chris Harkins, Masi Tusitala, Alec Bishop tries; John Gibson 2 cons, pen) **defeated Queensland II 6** (Michael Zovko 2 pens).





**DAY THREE (Friday 8 July 2005)**

Queensland II 22 (Andrew Rossiter, Rota Setu, Cameron Jones tries; Andrew Krelle 2 cons, pen) defeated Combined States 10 (Lewis Leaumona, Elijah Peart tries).

Queensland I 26 (Will Genia, Malo Lauti, Ben Daley, Ben Gillespie tries; Ben Lucas 3 cons) defeated NSW II 0.

New South Wales I 15 (Matthew Day, Kurtley Beale tries; Nathan Sievert con, pen) defeated ACT 5 (Chris Harkins try).

**DAY FOUR (Sunday 10 July 2005)**

NSW II 12 (Peter Betham 2 tries; Travis Robinson con) defeated Queensland II 0.

Combined States 15 (Adam Scarie, Jared van Heerden tries; Christian Lealiifano con, pen) defeated ACT 3 (John Gibson pen).

**Championship Final**

NSW I 20 (Andrew Barrett 2 tries; Alistair Clifton 2 cons, 2 pens) defeated Queensland I 10 (Quade Cooper try; Quade Cooper con, Ben Lucas pen).

Winner BH 'Jika' Travers Shield - New South Wales I  
Winner Sir Edward 'Weary' Dunlop Trophy - Queensland I

**NATIONAL INDIGENOUS UNDER 16 CHAMPIONSHIP**

AB Patterson College, Gold Coast  
Thursday 21 - Sunday 24 July 2005

**Day One (Friday 22 July)**

Northern New South Wales 17 (Leon King, Strath Johnston, Cody Ellis tries; Rodney Blair con) defeated North Queensland 12 (Ses Bero, Thomas Iles tries; Cameron Smallwood con).

South East Queensland 29 (Cody Budgeon 2, Torenzo Elisala, Akeam Stewart, Nigel Stewart tries; Kerryn Blake con, David Briggs con) defeated Northern Territory 0.

**Day Two (Saturday 23 July)**

Northern New South Wales 69 (Cody Ellis 2, Luke Dumas 2, Dan Randall 2, Strath Johnston, Leon King, Nathan Thompson, Seb Dalton, Jayden Webb tries; Seb Dalton 2 cons, Strath Johnston 2 cons, Leon King con, Brad Flanders con, Rodney Blair con) defeated Northern Territory 0.

North Queensland 20 (Taylor Christian, Ses Bero, Christopher Blucher tries; Thomas Iles con, pen) defeated South East Queensland 10 (Russell Webber, Jordan Ambrum tries).

North Queensland 37 (Ses Bero 3, Songhie Tatipata, Vincent Rae, Gordon Santo, Cody Close tries; Cameron Smallwood con) defeated Northern Territory 5 (Oliver Ogilvie try).

Northern New South Wales 24 (Bradley Wright, Ben Schriver, Cody Ellis, Rodney Blair tries; Rodney Blair 2 cons) defeated South East Queensland 12 (Russell Webber, Torenzo Elisala tries; Kane Hollingsworth con).

**Final Standings**

1. Northern New South Wales
2. North Queensland
3. South East Queensland
4. Northern Territory

**AUSTRALIAN DEAF TOUR**

New Zealand  
Sunday 7 - Sunday 21 August 2005

Australian Deaf 12 (David Starr, Greg Quinn tries; Paul Walker con) defeated Northern Zone Deaf 0 at Fenron Park, Auckland.

Australian Deaf 22 (Paul Erickson, David Steele, David Starr, Paul Walker tries; Paul Walker con) defeated New Zealand Deaf 10 at Westpac Stadium, Wanganui.

Australian Deaf 6 (Paul Walker 2 pens) defeated Southern Zone Deaf 0 at Hornby Rugby Club, Christchurch.

New Zealand Deaf 10 defeated Australian Deaf 8 (Paul Walker try, pen) at Rugby Stadium, Christchurch.

**TELSTRA AUSTRALIAN WOMEN'S INVITATIONAL TOURNAMENT**



Macquarie University, Sydney  
Tuesday 9 August - Sunday 14 August 2005

**Pool A:** Sydney Gold, Victoria, Queensland, Sydney Blue  
**Pool B:** NSW Country, ACT, Lloyd McDermott Rugby Development Team, South Australia

**DAY 1, Tuesday 9 August 2005**

QLD 68 (Kristy Pollard 3, Kelly Donnelly 2, Bronwyn Laidlaw 2, Caroline Vakalahi, Shade Boylan, Tricia Brown tries; Perise Ili 9 cons) defeated Sydney Blue 0.

Sydney Gold 41 (Moala Nau, Kristy Frogley, Ramona Palesoo, Sharon Carson, Losa Fangupo, Melinda Dunn tries; Melinda Dunn 4 cons, pen) defeated VIC 13 (Denova Potana try; Debra Grylls con, 2 pens).

SA 18 (Emma Yates, Belinda Wade, Lee Fata tries; Rebecca Manson pen) defeated Lloyd McDermott Rugby Development Team 12 (Krystal Donovan, Larissa Pickalla tries; Larissa Pickalla con).

NSW Country 46 (Tobie McGann 3, Alexia Matthews 2, Amy Smith, Carmen Landrauff tries; Kate Thomson 4 cons, pen) defeated ACT 3 (Alli Smith pen).

**Day 2, Wednesday 10 August 2005**

ACT 36 (Pip Butt, Kim Wilson, Kristy Giteau 2, Emily Nolan tries; Ali Smith 4 cons, pen) defeated SA 0.

Sydney Gold 17 (Losa Fangupo 2, Page Butcher tries; Melinda Dunn con) defeated QLD 15 (Kristy Pollard 2 tries; Perise Ili con, pen).

VIC 17 (Kim Hemopo, Debra Grylls, Saofaiga Saemo tries; Debra Grylls con) defeated Sydney Blue 0.

NSW Country 49 (Tammy Clay, Rebecca Trethowan 2, Carman Landrauff 2, Rebecca Anderson, Alexia Matthews, Amy Smith, Tobie McGann tries; Alana Thomas 2 cons) defeated Lloyd McDermott 0.

**Day 3, Friday 12 August 2005**

ACT 29 (Pip Butt, Katrina Fanning, Fiona Williams, Tanya Donaldson 2 tries; Alli Smith 2 cons) defeated Lloyd McDermott Rugby Development Team 7 (Trudy Tilley try; Larissa Pickalla con).

QLD 38 (Kristy Pollard 2, Vanessa Bradley, Tricia Brown, Bronwyn Laidlaw, Selena Worsley tries; Perise Ili 4 cons) defeated VIC 0.

NSW Country 60 (Alexia Matthews 4, Holly Smith 2, Kate Hagen, Rebecca Anderson, Amy Smith, Tobie McGann tries; Alana Thomas 5 cons) defeated SA 0.

Sydney Gold 15 (Page Butcher, Linda O'Hara, Tasha Leota tries) defeated Sydney Blue 7 (Josiah Lataimi try; Catrina Sparkes con).

**Day 4, Sunday 14 August 2005**

Sydney Gold 18 (Melinda Dunn, Losa Fangupo tries; Melinda Dunn con, 2 pens) defeated NSW Country 6 (Alana Thomas 2 pens).

QLD 27 (Hilisha Samoa, Kris Bethell, Shade Boylan 2 tries; Perise Ili 2 cons, pen) defeated ACT 3 (Alli Smith pen).

VIC 20 (Silei Poluleulingaga, Debra Grylls 2, Denova Rotana tries) defeated SA 0.

Sydney Blue 30 (Natasha Morrison 2, Agnus Palu, Masina Tauvao, Martha Gartshore, R Pese tries) defeated Lloyd McDermott Rugby Development Team 10 (Trudy Tilley, Krystal Donovan tries).

**FINAL STANDINGS**

1. Sydney Gold
2. NSW Country
3. Queensland
4. ACT
5. Victoria
6. South Australia
7. Sydney Blue
8. LMRDT

**AUSTRALIAN SCHOOLBOYS**

JAPAN SCHOOLS TOUR OF AUSTRALIA  
Sunday 1 August 2005 - Thursday 26 August 2005

Date	Result	Venue
Sat 6 Aug	Japan High Schools 27 defeated North Queensland High Schools 22	Hugh Street Field, Townsville
Wed 10 Aug	Queensland Schools 69 defeated Japan High Schools 30	The Southport School
Sun 14 Aug	NSW Combined High Schools 41 defeated Japan High Schools 33	Chatswood Oval, Sydney
Thurs 18 Aug	Australian Schools 103 defeated Japan High Schools 5	The Scots College, Sydney

SAMOAN SCHOOLS TOUR OF AUSTRALIA  
Tuesday 20 September - Saturday 1 October 2005

Date	Result	Venue
Wed 21 Sep	Australia 'A' Schools 12 defeated Samoan Under 18 Schools 6	Anglican Church Grammar School, Brisbane
Fri 23 Sep	Samoan Under 18 Schools 14 defeated Queensland Schools 10	Noosa Rugby Union Club, Noosa
Wed Sep 28	Australian Schools 43 defeated Samoan Under 18 Schools 6	Ballymore, Brisbane
Sat 1 Oct	Samoan Under 18 Schools 57 defeated NSW Country Schools 0	Tallebudgera Sport and Recreation Centre, Gold Coast

NEW ZEALAND SCHOOLS TOUR OF AUSTRALIA  
Monday 19 September - Saturday 8 October 2005

Date	Result	Venue
Fri 23 Sep	New Zealand 22 defeated Australian Schools 19	Viking Park, Canberra
Tues 4 Oct	New Zealand 13 defeated Australia 'A' Schools 14	Victoria Barracks, Sydney



**AUSTRALIAN SCHOOLS TOUR OF UK AND IRELAND**  
Tuesday 26 November – Wednesday 21 December 2005

Date	Result	Venue
Sat 26 Nov	Australia 26 defeated Regional Academy 12	Maidenhead RFC
Tue 29 Nov	Australia v Midlands Academy U18 Japan High Schools	Cancelled – frozen pitch
Fri 2 Dec	Australia 24 defeated England U19 12	Kingsholm, Gloucester RFC, Gloucester
Tue 6 Dec	Australia 7 lost to Welsh Regional U19 Team 14	Llandoverly RFC
Sat 10 Dec	Wales U19 27 defeated Australia 7	Sardis Road, Pontypridd RFC
Wed 14 Dec	Australia 24 defeated Munster Schools 16	Clifford Park, Greenfields Limerick
Sat 17 Dec	Australia 51 defeated Ireland U19 A 18	Donnybrook, Dublin
Wed 21 Dec	Australia 17 defeated Ireland U19 11	Ravenhill, Belfast

**NATIONAL UNDER 16 CHAMPIONSHIP**

St Ignatius College, Riverview, New South Wales  
Sunday 25 - Friday 30 September 2005

**Division One**  
NSW Schools, Sydney Juniors, Queensland Red, Queensland White, NSW Country, Western Australia, ACT, Victoria  
**Division Two**  
South Australia, Northern Territory, Tasmania, National Indigenous

**DAY 1 (MONDAY 26 SEPTEMBER 2005)**

**Division One**

**ACT 17** (Andrew Buckley, Michael Hodge, Seilala Lam tries; Kyle Spiteri con) **defeated Sydney Juniors 3** (Jordan McGregor pen).

**NSW Country 12** (Blake Creighton 3 pens, Adrian Turner pen) **defeated Queensland White 6** (Matt Toomua 2 pens)

**Queensland Red 64** (Rob Davies 2, Jack Mullins 2, Tom Murday, Albert Anae, George Tambakis, Kane Hollingsworth, Galu Teo, John Lane tries; Galu Teo 3 cons, Jared Waerea-Hargreaves 3 cons,

Troydon Watene-Edwards con) **defeated Western Australia 3** (Sam Heinemann pen).

**NSW Schools 50** (Richard Gray 2, Robert Horne 2, Toby Brown, Peter Betham, Charlie Faingaa, Edward Stubbs try; Peter Betham 4 cons, Afusipa Taumoepeau con) **defeated Victoria 0**.

**Division 2**

**South Australia 15** (Morgan Crabb, Chris Seuteni, Kabil Pradhan tries) **drew with Tasmania 15** (Daniel Aualiitia, Justin Eyles tries; Edward Salter con, pen).

**National Indigenous 29** (David Briggs 3, Chris Bulcher, Strath Johnston tries; David Briggs 2 con) **defeated Northern Territory 7** (Zach Phillips try; Stephen Bartholdt-Green con).

**DAY 2 (WEDNESDAY 28 SEPTEMBER 2005)**

**Division One**

**Sydney Juniors 48** (Fred Pakutoa, Tom Anderson, Christian Coade, Sam Latunipulu, Luke Nisbett, Scott Taylor, Luke Jarvie tries; Jordan McGregor 5 cons, pen) **defeated Western Australia 10** (Sam Heinemann, Darren van Wyk tries).

**Queensland White 19** (Phil Braban, Jonathon Wilder, Howard Willey tries; Tom Giorgas 2 cons) **defeated Victoria 8** (Solomon Seve try, Ioani Sefo pen).

**NSW Schools 19** (Afusipa Taumoepeau, Israel Stephens, Havea Taufa tries; Peter Betham 2 cons) **defeated NSW Country 3** (Adrien Turner pen).

**Queensland Red 36** (Galu Teo 3, Andrew Shaw 2, Russel Webber tries; Galu Teo 3 cons) **defeated ACT 7** (Seilala Lam try; Patrick Perillo con).

**Division Two**

**National Indigenous 29** (Luke Dumas, Justin Berry, David Briggs, Gordon Santo, Kadin Mye tries; Ses Bero con, David Briggs con) **defeated Tasmania 5** (Evan Thollar try).

**South Australia 37** (Jonathan Gill 2, James Bonser, Morgan Crabb, Chris Seuteni, Stephen Millar tries; James Hilterbrand 2 cons, pen) **defeated Northern Territory 14** (Tukere Barlow, Justin Youd tries; Joe Brown 2 cons).

**DAY 3 (FRIDAY 30 SEPTEMBER 2005)**

**Division One**

**Western Australia 17** (Darren van Wyk 2, Kieran Stringer tries; Sam Heinemann con) **defeated Victoria 11** (Sydney Lesa try; Darcy Etrich 2 pens).

**NSW Country 12** (Tom Goolagong, Matt Harris tries; Brock McGarity) **defeated ACT 7** (Tristan Reid try; Karl Spiteri con).

**Sydney Juniors 13** (Taylor Scott try; Jordon McGregor con, 2 pens) **defeated Queensland White 12** (Matt Toomua, Luke Brenchin tries; Matt Toomua con).

**NSW Schools 20** (Luke Smart, Shanin Proctor tries; Peter Betham 2 cons, 2 pens) **defeated Queensland Red 17** (Connor Harding, Jared Waerea-Hargreaves, Albert Anae tries; Troydon Watene con).

**Division Two**

**National Indigenous 50** (David Briggs 3, Justin Berry, Ses Bero, Luke Dumas, Nathan Tobane, Strath Johnston tries; David Briggs 5 cons) **defeated South Australia 15** (James Bonser, James Hilterbrand tries; James Hilterbrand con, pen).

**Tasmania 10** (Dean Wallace, Haylen Court tries) **defeated Northern Territory 0**

**AWARD WINNERS**

Winner of Rod Macqueen Shield (Division One Champion)  
**NSW Schools**

Winner of Nick Farr-Jones Shield (Division One Repechage Winner)  
**Sydney Juniors**

Winner of John Eales Shield (Division Two Champion)  
**National Indigenous**

**FINAL STANDINGS**

Division One	Division Two
1. NSW Schools	1. National Indigenous
2. Queensland Red	2. South Australia
3. NSW Country	3. Tasmania
4. ACT	4. Northern Territory
5. Sydney Juniors	
6. Queensland White	
7. Western Australia	
8. Victoria	

**AUSTRALIA A**

**Australian A v Junior All Blacks**  
**Canberra Stadium, Canberra**  
**Sunday, 26 June 2005**

**Junior All Blacks 23** (Caleb Ralph, Josh Blackie, Joe Rokocoko tries; Luke McAlister con, 2 pens) **defeated Australia A 19** (Drew Mitchell 2, Scott Fava tries; Peter Hewat con, Julian Huxley con).

**Half time:** Australia 7-5  
**Referee:** Matt Goddard (Australia)

**Crowd:** 8750

**Australia:** Nic Henderson, Adam Freier (c), David Fitter, Alister Campbell, Alex Kanaar, Luke Doherty, David Croft, Scott Fava, Matt Henjak, Shaun Berne, Ben Jacobs, Lachlan MacKay, Junior Pelesasa, Peter Hewat, Drew Mitchell  
**Reserves:** Sean Hardman, Greg Holmes, Rudi Vedelago, Tamaiti Horua, Brett Sheehan, Matt Hodgson, Julian Huxley.

**Junior All Blacks:** Sosene Anesi, Joe Rokocoko, Ben Atiga/Casey Laulala, Luke McAlister, Caleb Ralph, Nick Evans, Steve Devine, Steven Bates (c), Josh Blackie, Jerome Kaino, Ross Kennedy, Bernie Upton, John Afoa, Corey Flynn and Carl Hoeft.  
**Reserves:** Andrew Hore, Clarke Dermody, Kevin O'Neill, Craig Newby, Piri Weepu, David Hill and Scott Hamilton.

**Australia A v Junior All Blacks**  
**Aussie Stadium, Sydney**  
**Friday, 1 July 2005**

**Junior All Blacks 34** (Steven Bates, Caleb Ralph, Joe Rokocoko, Saimone Taumoepeau, Stephen Donald; Luke McAlister 3 con; Luke McAlister pen.) **defeated Australia A 31** (Peter Hewat 2, Adam Freier tries; Peter Hewat 2 cons, 3 pens, dg).

**Half Time:** Junior All Blacks 22-15

**Man of the Match:** Peter Hewat

**Crowd:** 8025

**Australia:** Drew Mitchell, Peter Hewat, Junior Pelesasa, Shaun Berne, Mark Gerrard, Sam Norton-Knight, Matt Henjak, Scott Fava, David Croft, Adam Wallace-Harrison, Alex Kanaar, Rudi Vedelago, Greg Holmes, Adam Freier (c), Nic Henderson,  
**Reserves:** Sean Hardman, David Fitter, Luke Doherty, Tamaiti Horua, Brett Sheehan, Lachlan MacKay, Ben Jacobs.

**Junior All Blacks:** Sosene Anesi, Joe Rokocoko, Casey Laulala, Luke McAlister, Caleb Ralph, Stephen Donald, Piri Weepu, Steven Bates (c), Marty Holah, Craig Newby, Kevin O'Neill, Bernie Upton, Ben Castle, Andrew Hore, Saimone Taumoepeau.  
**Reserves:** Corey Flynn, Clarke Dermody, Ross Kennedy, Chris Masoe, Kevin Senio, David Hill, Nick Evans.

**Australia A v French Barbarians**  
**Jacques Chaban-Delmas stadium, Bordeaux**  
**Wednesday, 2 November 2005**

**Australia A 42** (Tatafu Polota-Nau, David Croft, Adam Ashley-Cooper, John Roe, Mat Rogers tries; Cameron Shepherd 4 cons, 3 pens) **defeated French Barbarians 12** (Julien Puricelli, Yannick Forester tries; Jean-Federic Dubois con).

**Half time:** Australia A 23-12

**Australia A:** Cameron Shepherd, Mark Gerrard, Adam Ashley-Cooper, Lloyd Johansson, Digby Ioane, Lachlan MacKay, Matt Henjak (vc), Leroy Houston, David Croft (c), Scott Fava, Hugh McMeniman, Adam Wallace-Harrison, David Fitter, Tatafu Polota-Nau, Greg Holmes.  
**Reserves:** Stephen Moore, Nic Henderson, Alister Campbell, John Roe, Brett Sheehan, Mat Rogers, Drew Mitchell.

**French Barbarians:** Clement Poitrenaud (Fra), Pepito Elhorga (Fra), Guillaume Bousses, (Fra), Conrad Stoltz (RSA), Sireli Bobo (Fij), Jean Frederic Dubois (Fra), Justin Marshall (NZL, captain), Pierre Rabadan (Fra), Gregory Patat (Fra), Julien Puricelli (Fra), David Couzinet (Fra), Mike James (Can), Kees Meeuws (NZL), Benoit August (Fra), Yannick Forester (Fra).  
**Reserves:** Benjamin Boyet (Fra), Maleli Kunavore (Fij), Dimitri Yachvili (Fra), Alex Manta (Rom), Nicolas Spanghero (Fra), Gregory Menkarska (Fra), Romain Terrain (Fra).



**Ashley Selwood**  
GM, Corporate Services



In last year's annual report, details of the new Corporate Services department were outlined and 2005 saw the first full year of its operations. The only structural change during the year was the moving of the Strategy component out of Corporate Services. This area now directly reports to the CEO. With that came the appointment of Jill Davies as Strategy Manager.

The underlying theme of the department remains as last year - "to provide a customer oriented service approach to the other units of the ARU, the Board of Directors and all stakeholders of Rugby in Australia."

The structure of the department remains approximately the same as last year, noting the change of the Strategy function

- General Manager** Ashley Selwood
- Finance** Megan Snape
- Legal** Janey Draper
- HR** Mark Roberts
- IT** Andrew Demery
- Travel** Jo-Anne Ashby

Each of the functions has their own objectives and work plans which figure back to those of the department. Although a disparate group of functions, there is an overall requirement of service and support of the organisation.

**Finance**

The Finance department had several challenges during the year with the departure of Graeme Shearman as Financial Controller adding to the challenges. Megan Snape as Head of Finance now leads the department and the enthusiastic group she manages is looking forward to the improved reporting and control processes being put in place. Megan joins us from the QRU where she spent four years as Finance Manager and Company Secretary. Her ability and experience will be a valuable addition to the team. As mentioned in last year's report, the Artarmon warehouse comes under this department including the management of the very valuable archives and records management services.

**Legal**

The Legal department headed by Janey Draper has had a very busy year as the legal compliance requirements of the organisation simply grow and grow. As well as managing the many and varied sponsorship, licensing and hospitality contracts, the department also has a strong part to play in professional and amateur player issues and polices as well as provide advice around other corporate and constitutional requirements.

During the year, the Legal department was heavily involved in the many drafts for the new Constitution and although the final Constitution is far from perfect, the outcome was a credit to the Legal department in what was a very difficult exercise.

As the growth in legal requirements continues, this department needs to be resourced appropriately, not only to manage the many and varied compliance issues but also to reduce costs by the reduced reliance on external legal resources.

**Human Resources**

As there has been more compliance pressure on the Legal department, so to has there been on the Human Resources department headed by Mark Roberts. This area of the business is still relatively new however continues to provide support to not only the ARU but also to other Unions. During the establishment of the Western Force franchise, the Human Resource department spent time with management in setting up all of the appropriate polices and procedures for the effective recruitment, employment and management of the required human resources.

Although staff turnover at the ARU is quite low, the Human Resources department pays for itself by insourcing all recruitment. With the overhead being therefore cost neutral, the other benefits that Human Resources brings in the areas of support, policy generation, training, OH&S add to the mix. It is hoped that more Member Unions will be able to use the professional services of the Human Resources department in future years.

**Information Technology**

The changes in the IT department have almost been as many as what the IT industry experiences annually. As the CRM project was finalised through the appointment of "StayInFront" as the software providers, there was a need to re-examine the strategy and structure of the department.

Andrew Demery now heads this department and after an external review conducted late in the year, the final structure of the department is currently being bedded down. Although there has been a focus on the CRM project over the past two years, the IT department will now turn its attention to managing this initiative as well as continue to improve the process and procedures in the area of IT. In 2006 there will be an upgrade of both hardware and software and the team has a very strong theme in that the ARU wants to be the 'smart sport' when it comes to this area. The advent of the CRM program is clear evidence of this theme.

**Travel**

Some people could suggest the Travel department has had a 'same old, same old' year and the fact that it did indicates another successful year. The fact the department headed by Jo-Anne Ashby managed another \$6 million of travel and accommodation for the year is clear evidence of the professionalism and dedication of the staff in this area. The continual pressure of teams both inbound and outbound, Board, Management and staff travel requirements continues to grow and the 'minimum of fuss' approach by the staff continues to amaze many. One of the challenges for the team in the new year is to examine ways through operational efficiency to improve travel requirements and to look at more economical ways of achieving outcomes. This challenge should not be a problem to the small but extremely dedicated team.

**Financial Results for the Year**

The formal Financial Report is included in this annual report, however as the accounting profession continues to improve financial reporting, it is clear to say that the information contained can be confusing to our members.

Below is a simpler Income and Expenditure Statement, which shows the final results for the year. As members would be aware, the ARU Board allocated \$18 million out of the RWC 2003 surplus for strategic expenditure or what is commonly referred to as RWC Legacy Programs. This amount has and is being spent over the 2004, 2005 and 2006 years and under accounting standards has to be brought to account when it is spent. In the 2005 year an amount of \$5.4 million was spent for this purpose, hence creating a deficit for the year of \$3.2 million. Another way of presenting the results for the year would be as follows:

	(\$'000)
Revenue	73,288
Expenditure	63,733
Surplus before Allocations	9,555
Allocations to Member Unions	7,356
Surplus for the Year	2,199
RWC Legacy Programs	5,410
Reported Deficit	3,211

Therefore, in fact the surplus for the year based on normal trading was \$2.2 million, which is one of the strongest surpluses achieved by the Union in its history. Hence, although the Financial Report shows a deficit for the year, in fact there was a strong underlying surplus.

**Capital Management Strategy**

Much has been said and written about the Capital Management Strategy (CMS) of the ARU. In 2004 the Board determined that a figure of \$20 million be retained out of the RWC 2003 surplus for this purpose. The Board also agreed that it should grow to \$25 million as soon as possible, based on the independent advice received at the time.

In December 2005, the Board resolved to increase the CMS to \$25 million as soon as possible and when that figure is achieved a new review be conducted to determine at that time what the appropriate position should be. Therefore, at this stage the aim of the ARU Board is to grow the CMS to \$25 million as soon as possible.

Also, at the time of constructing the \$18 million for the RWC Legacy Programs, in order to achieve a full \$18 million, the forecast ARU surpluses for the years 2004 and 2005 of \$2.4 million were included.

Therefore, in theory, if the forecast surpluses for 2004 and 2005 were achieved, the \$18 million would be fully available to the Member Unions and the CMS balance at 31 December 2005 would be \$20 million.

In fact the CMS at 31 December 2005 is actually \$21.7 million with the additional \$1.7 million achieved by way of stronger surpluses in 2004 and 2005. Therefore, the CMS is in a better position than originally expected at this time with some way to go to achieving the \$25 million target.

Another way to illustrate the result is as follows:

Net CMS 31 December 2003	\$35.6m
Add Projected Surpluses 2004 / 2005	\$2.4m
	<b>\$38.0m</b>
Less RWC Legacy Programmes	\$18.0m
Projected CMS 31 December 2005	\$20.0m
Surpluses in 2004 & 2005 Greater than Forecast	\$1.7m
Actual CMS at 31 December 2005	\$21.7m

**Directors' Report**

The Directors of Australian Rugby Union Limited ("the Company") submit herewith their report together with the financial report of the Company for the year ended 31 December 2005 and the Auditors' report thereon.

In order to comply with the provisions of the Corporations Act 2001 the Directors report as follows:

**1. The names and particulars of the Directors who held office as at any time during or since the end of the financial year are:**



**Ron Graham**  
Ron has been a Director since December 2000 and was appointed Chairman in December 2005. He is also Chairman of the Human Resource Committee and the Board Nominations Committee. Ron is a former Chairman and President of New South Wales Rugby Union and a Wallaby, having played 18 tests during the 1970s. He is Managing Partner of an international executive search firm.

**Ben Kehoe** B.A. Grad. Dip Bus Admin FAICD  
Ben has been a Director since April 2004. He is a Management Consultant and a former Chairman and Director of Queensland Rugby Union from 1997 to 2005, and the current Chairman of Imaginot Pty Ltd.



**William (Bill) Barrett** B. Rur. Sc.  
Bill joined the Board in October 2002. He has been involved with rugby administration in Queensland for 20 years. He is a former Director of Queensland Rugby Union from 1998 to 2002 and Chairman of the Queensland Country Rugby Committee from 1995 to 1999. Bill resigned in April 2005.

**Dilip Kumar** B.Bus OPM (Harvard)  
Dilip has been a Director since July 2000 and is a Member of Human Resource Committee. Dilip was Chairman of New South Wales Rugby Union from 2002-2005 and Chairman of the Australian Rugby Union from April 2005 to December 2005. He was also one of Australian Rugby Union's Councillors to the International Rugby Board in 2004 and 2005.



**Dennis Bree**  
Dennis has been a Director since March 2001. He is a qualified engineer and is Deputy Chief Executive within the Department of Business, Economics and Regional Development for the Northern Territory Government. Dennis was President of Northern Territory Rugby Union from 1991 to 2001. Dennis resigned in April 2005.

**Peter McGrath** LLB, AAPI, MAICD  
Peter joined the Board in April 2005 and is Chairman of Governance and Policy Committee and a Member of Audit and Compliance Committee. He is a solicitor and the Managing Partner of Chamberlains Law Firm in Canberra and has been a Partner for 9 years. Peter is a Member of the Law Society of the ACT and an Associate of the Australian Property Institute and sits on the ACT Divisional Council of the Institute.



**Michael (Mike) Brown** B.E. (Hons) BSc MIEAust CPEng  
Mike joined the Board in April 2005 and is a Member of the Governance and Policy Committee and the Board Nominations Committee. He is a Civil Engineer with 31 years experience in the Building and Construction Industry. Mike is Chairman of the Rugby Youth Foundation and a former Director of New South Wales Rugby Union.

**Robin Thomson**  
Robin joined the Board in April 2005 and is a Member of Governance and Policy Committee. He is a solicitor and current Chairman of Queensland Rugby Union. Robin is a past Vice-President of the Queensland Rugby Union and was a Director of the Reds Rugby College from its inception in 1997 until 2000.



**Jon Collins**  
Jon has been a Director since December 2003. He is a former Director of New South Wales Rugby Union from 2001 to 2002 and Randwick Rugby Union from 1995 to 2002. John is also Company Director of Sykes Group Pty Ltd, Barwick Wines Pty Ltd and Primax Pumps UAE Ltd. Jon resigned in April 2005.

**David Usasz** B.Com, FCA  
David joined the Board in April 2005 and is Chairman of Audit and Compliance Committee and a Member of the Board Nominations Committee. He has been a Director of Queensland Rugby Union since 2001. David has been a Partner of PricewaterhouseCoopers since 1987 and was National Director of Corporate Finance Australasia for six years. He has also been a Director of the Reds Rugby College since its inception in 1997.



**Gary Flowers** B. Comm, LLB, FAICD (Order of Merit)  
Gary was appointed Managing Director and CEO in June 2004 and is a Member of the Board Nominations Committee. He is also one of Australian Rugby Union's Councillors on the International Rugby Board Council and SANZAR CEO. Prior to joining the Australian Rugby Union, Gary was Managing Partner of one of Australia's leading national law firms, Sparke Helmore.

**Robert (Bob) Tuckey** FCA  
Bob has been a Director since May 1997 and was Chairman from 2001 to 2005. He is a Chartered Accountant and is the Vice Chairman of the International Rugby Board, Chairman of the Pacific Islands Advisory Committee and Chairman of the IRB Audit and Risk Committee. Bob is a former Director of SANZAR Pty Ltd, IRFB Services (Ireland) Ltd, Rugby World Cup Ltd, RWC Tournaments Ltd and Queensland Rugby Union. Bob resigned in April 2005.



**Travis Hall**  
Travis has been a Director since December 2003. He is appointed by the Rugby Union Players Association and is a Member of Audit and Compliance Committee. Travis is Chairman of the "John Eales Medal" Committee and was a member of the Brumbies and Waratahs squads from 1998 to 2003. He is currently studying for Certificate IV in Small Business.

**Ashley Selwood** B.Bus, MBA, FCPA, ACIS  
Ashley was appointed Company Secretary in 1998 and has held the position since that time following a similar appointment at the Queensland Rugby Union. Ashley is a member of Chartered Secretaries Australia.



**2. Directors' Meetings**

The number of Directors' meetings (including meetings of committees of Directors) and the number of meetings attended by each of the Directors of the Company during the financial year are:

Director	Board Meetings		Audit and Compliance Committee Meetings		Human Resource Committee Meetings		Governance & Policy Committee Meetings		Board Nominations Committee Meetings	
	A	B	A	B	A	B	A	B	A	B
Mr R Graham	12	12	-	-	1	1	2	3	1	1
Mr G Flowers	12	12	-	-	-	-	3	3	1	1
Mr B Kehoe	12	12	1	1	-	-	-	-	-	-
Mr D Kumar	12	12	-	-	1	1	-	-	-	-
Mr T Hall	11	12	2	3	-	-	-	-	-	-
Mr M Brown	9	9	-	-	-	-	3	3	1	1
Mr P McGrath	9	9	2	2	-	-	3	3	-	-
Mr R Thomson	9	9	-	-	-	-	3	3	-	-
Mr D Usasz	9	9	2	2	-	-	-	-	1	1
Mr W Barrett	3	3	1	1	-	-	3	3	-	-
Mr D Bree	3	3	1	1	-	-	-	-	-	-
Mr J. Collins	3	3	-	-	-	-	3	3	-	-
Mr R A Tuckey	3	3	-	-	-	1	3	3	-	-

A - Number of Meetings Attended  
B - Reflects the number of meetings held during the time the Director held office during the year

**3. Principal Activities**

The Company's principal activities in the course of the financial year were the promotion, efficiency, progress, development and general control of the game of rugby. No significant change in the nature of this activity occurred during the year.

**4. Review of Operations**

The operating surplus for the financial year before allocations and other payments to Member Unions was \$5,819,712 (2004: \$4,008,896). Allocations to Member Unions for coaching and development were \$9,031,510 (2004: \$8,372,015).

The net deficit for the financial year after allocations and other payments to Member Unions was \$3,211,798 (2004: \$4,363,119 Deficit).

Detailed commentary on the Company's operations are included in the Chairman's Report, Managing Director's Report, President's Report, Rugby Services Report and the Corporate Services Department's report included in the 2005 Annual Report.

**5. Subsequent Events**

There has not arisen in the interval between the end of the financial year and the date of this report any item, transaction or event of a material and unusual nature likely, in the opinion of the Directors of the Company, to effect significantly the operations of the Company, the results of those operations, or the state of affairs of the Company in future financial years.

**6. Environmental Regulations**

The Company's operations are not subject to any significant environmental regulations under either Commonwealth or State legislation.

**7. Directors' Benefits**

Information on Directors' benefits is set out in the following notes to the financial statements:

- 1) Note 28: Key management personnel disclosures
- 2) Note 29: Related parties

**8. Derivatives and other financial instruments**

The Company's activities expose it to changes in interest rates and foreign exchange rates. It is also exposed to credit, liquidity and cash flow risks from its operations. The Board has confirmed policies and procedures in each of these areas to manage these exposures. Management reports to the Directors on a regular basis as to the monitoring of policies in place, and adherence to the policies is strictly observed.

It is the Company's policy to use derivative financial instruments to hedge cash flows subject to foreign exchange rate risks. Derivative financial instruments are not held for speculative purposes. Exposures, including related derivative hedges are reported to the Directors on a regular basis.

Financing facilities and operating cash flows are managed to ensure that the Company is not exposed to any adverse liquidity risks. Adequate standby facilities are maintained to provide strategic liquidity to meet unexpected and material cash outflows in the ordinary course of business.

**9. Indemnification and Insurance of Directors and Officers**

In accordance with the Company's Constitution, the Company must indemnify both current and former Directors for all losses or liabilities incurred by the person as an officer of the Company incurred in defending proceedings whether civil or criminal, in which judgment is given in favour of the person or in which the person is acquitted; or in relation to such proceedings, in which the Court grants relief to the person under the Corporations Act 2001.

In respect to this indemnity, the Company has paid insurance premiums of \$48,395 in respect of Directors' and Officers' Liability insurance contracts for current and former Directors and Officers of the Company. The insurance policies do not contain details of the premiums paid in respect of individual Directors or Officers of the Company.

**10. Lead auditor's independence declaration**

The lead auditor's independence declaration is set out on page 88 and forms part of the Directors' Report for the 2005 financial year.

**11. Rounding Off**

The Company is of a kind referred to in ASIC Class Order 98/100 dated 10 July 1998 and in accordance with that Class Order, amounts in the financial report and Directors' report have been rounded off to the nearest thousand dollars, unless otherwise stated.

**R Graham**  
Director

**G Flowers**  
Director

17 March 2006, Melbourne

**Lead Auditor's Independence Declaration under Section 307C of the Corporations Act 2001**

To: the Directors of the Australian Rugby Union Limited  
I declare that, to the best of my knowledge and belief, in relation to the audit for the financial year ended 31 December 2005 there have been:

- (i) no contraventions of the auditor independence requirements as set out in the Corporations Act 2001 in relation to the audit; and
- (ii) no contraventions of any applicable code of professional conduct in relation to the audit.



**KPMG**  
Mark S Epper  
Partner

17 March 2006

**Income Statement**

for the year ended 31 December 2005

Note	31 December 2005	31 December 2004
	\$'000	\$'000
<b>Revenue</b>		
Broadcasting licence fees	31,853	29,404
Sponsorships	18,976	17,154
Net gate takings and match fees	12,858	12,938
Corporate hospitality	4,138	3,882
Interest received	2,119	2,695
Licensing revenue	1,909	1,583
Government grants	293	574
Affiliation fees	21	21
Other income	3	1,680
	<b>73,288</b>	<b>69,931</b>
<b>Operating Expenditure</b>		
Commercial operations	11,146	12,811
Finance and administration	9,134	9,645
Media and communications	1,048	1,034
Rugby operations and community rugby	4,960	4,868
High Performance	14,678	12,765
Super 12 grants and player payments	24,141	22,876
Super 12 costs	2,328	1,894
Borrowing costs	34	29
	<b>67,469</b>	<b>65,922</b>
Income tax expense	-	-
Surplus for the period	5,819	4,009
Surplus attributable to members	4	4,009
Allocations to Member Unions	(9,031)	(8,372)
<b>Net (deficit) for the year</b>	<b>(3,212)</b>	<b>(4,363)</b>

The Income Statement is to be read in conjunction with the notes to the financial statements.

**Statement of Recognised Income and Expense**

for the year ended 31 December 2005

Change in fair value of cash flow hedge	50	-
Net income recognised directly in equity	20	-
Deficit for the period	21	(4,363)
Total recognised income and expense attributable to members	<b>(3,162)</b>	<b>(4,363)</b>

There were no movements in equity arising from transactions with owners as owners.  
The Statement of Recognised Income and Expense is to be read in conjunction with the notes to the financial statements.

**Balance Sheet**

as at 31 December 2005

Note	31 December 2005	31 December 2004
	\$'000	\$'000
<b>Current assets</b>		
Cash and cash equivalents	9	31,254
Trade and other receivables	10	2,864
Inventory	11	261
Assets classified as held for sale	8	2,505
Other assets	12	1,143
<b>Total current assets</b>	<b>38,027</b>	<b>41,474</b>
<b>Non-current assets</b>		
Trade and other receivables	10	271
Property, plant and equipment	13	1,153
Intangible assets	14	127
<b>Total non-current assets</b>	<b>1,551</b>	<b>1,904</b>
<b>Total assets</b>	<b>39,578</b>	<b>43,378</b>
<b>Current liabilities</b>		
Trade and other payables	15	8,148
Deferred revenue	16	716
Interest-bearing liabilities	17	153
Provisions	18	773
<b>Total current liabilities</b>	<b>9,790</b>	<b>10,270</b>
<b>Non-current liabilities</b>		
Deferred revenue	16	1,278
Interest-bearing liabilities	17	106
Provisions	18	289
<b>Total non-current liabilities</b>	<b>1,673</b>	<b>1,831</b>
<b>Total liabilities</b>	<b>11,463</b>	<b>12,101</b>
<b>Net assets</b>	<b>28,115</b>	<b>31,277</b>
<b>Equity</b>		
Reserves	20	616
Retained surplus	21	27,499
<b>Total equity</b>	<b>28,115</b>	<b>31,277</b>

The Balance Sheet is to be read in conjunction with the notes to the financial statements.

**Cashflow Statement**

for the year ended 31 December 2005

<b>Cash flows from operating activities</b>		
Cash receipts in the course of operations		65,107
Cash receipts in relation to RWC 2003		-
Cash payments in the course of operations		(61,077)
Cash payments in relation to RWC 2003		-
<b>Net cash provided by operating activities</b>	<b>27(b)</b>	<b>4,030</b>
<b>Cash flows from investing activities</b>		
Interest received		2,119
Proceeds from sale of property, plant & equipment		2
Payments for property, plant and equipment		(801)
Payments for intangibles		(128)
<b>Net cash provided by investing activities</b>		<b>1,192</b>
<b>Cash flows from financing activities</b>		
Repayment of lease liability		(206)
Borrowing costs paid		(34)
Allocations to Member Unions		(9,031)
<b>Net cash used in financing activities</b>		<b>(9,271)</b>
<b>Net decrease in cash held</b>		<b>(4,049)</b>
Cash at beginning of year		35,303
<b>Cash at end of year</b>	<b>27(a)</b>	<b>31,254</b>

The Cashflow Statement is to be read in conjunction with the notes to the financial statements.

## Notes to the financial statements for the year ended 31 December 2005

### Note 1. Significant accounting policies

The Australian Rugby Union Limited (The "Company") is a Company domiciled in Australia.

The financial report was authorised for issue by two Directors on 17 March 2006.

#### (a) Statement of compliance

The financial report is a general purpose financial report which has been prepared in accordance with Australian Accounting Standards, Urgent Issues Group Interpretations adopted by the Australian Accounting Standards Board ("AASB") and the Corporations Act 2001. International Financial Reporting Standards ("IFRSs") form the basis of Australian Accounting Standards adopted by the AASB, being Australian equivalents to IFRS ("AIFRS"). The financial reports of the Company also comply with IFRSs and interpretations adopted by the International Accounting Standards Board.

This is the Company's first financial report prepared in accordance with AIFRS and AASB 1 First Time Adoption of AIFRS has been applied. An explanation of how the transition to AIFRS has affected the reported financial position, financial performance and cash flows of the Company is provided in note 31.

#### (b) Basis of preparation

The financial report is presented in Australian dollars.

The financial report is prepared on the historical cost basis except that derivative financial instruments are stated at their fair value.

The Company is of a kind referred to in ASIC Class Order 98/100 dated 10 July 1998 and in accordance with that Class Order, amounts in the financial report and Directors' Report have been rounded off to the nearest thousand dollars, unless otherwise stated.

Non-current assets and disposal groups held for sale are stated at the lower of carrying amount and fair value less costs to sell.

The preparation of a financial report in conformity with Australian Accounting Standards requires management to make judgments, estimates and assumptions that affect the application of policies and reported amounts of assets and liabilities, income and expenses. The estimates and associated assumptions are based on historical experience and various other factors that are believed to be reasonable under the circumstances, the results of which form the basis of making the judgments about carrying values of assets and liabilities that are not readily apparent from other sources. Actual results may differ from these estimates. These accounting policies have been consistently applied by the Company.

The estimates and underlying assumptions are reviewed on an ongoing basis. Revisions to accounting estimates are recognised in the period in which the estimate is revised if the revision affects only that period, or in the period of the revision and future periods if the revision affects both current and future periods.

Judgments made by management in the application of Australian Accounting Standards that have significant effect on the financial report and estimates with a significant risk of material adjustment in the next year are discussed in note 1.

The accounting policies set out below have been applied consistently to all periods presented in the financial report and in preparing an opening AIFRS Balance Sheet at 1 January 2004 for the purposes of the transition to Australian Accounting Standards – AIFRS.

#### (c) Foreign Currency

Foreign currency transactions

Transactions in foreign currencies are translated at the foreign exchange rate ruling at the date of the transaction.

Monetary assets and liabilities denominated in foreign currencies at the Balance Sheet date are translated to Australian dollars at the foreign exchange rate ruling at that date. Foreign exchange differences arising on translation are recognised in the Income Statement. Non-monetary assets and liabilities that are measured in terms of historical cost in a foreign currency are translated using the exchange rate at the date of the transaction. Non-monetary assets and liabilities denominated in foreign currencies that are stated at fair value are translated to Australian dollars at foreign exchange rates ruling at the dates the fair value was determined.

#### (d) Derivative financial instruments

The Company uses derivative financial instruments to hedge its exposure to foreign exchange risks arising from operational activities. In accordance with its treasury policy, the Company does not hold or issue derivative financial instruments for trading purposes. However, derivatives that do not qualify for hedge accounting are accounted for as trading instruments.

Derivative financial instruments are recognised initially at cost. Subsequent to initial recognition, derivative financial instruments are stated at fair value. The gain or loss on remeasurement to fair value is recognised immediately in profit or loss. However, where derivatives qualify for hedge accounting, recognition of any resultant gain or loss depends on the nature of the item being hedged (see accounting policy e).

The fair value of forward exchange contracts is their quoted market price at the Balance Sheet date, being the present value of the quoted forward price.

#### (e) Hedging

##### (i) Cash flow hedges

Where a derivative financial instrument is designated as a hedge of the variability in cash flows of a recognised asset or liability, or a highly probable forecasted transaction, the effective part of any gain or loss on the derivative financial instrument is recognised directly in equity. When the forecasted transaction subsequently results in the recognition of a non-financial asset or non-financial liability, or the forecast transaction for a non-financial asset or non-financial liability, the associated cumulative gain or loss is removed from equity and included in the initial cost or other carrying amount of the non-financial asset or liability. If a hedge of a forecasted transaction subsequently results in the recognition of a financial asset or a financial liability, the associated gains and losses that were recognised directly in equity are reclassified into profit or loss in the same period or periods during which the asset acquired or liability assumed affects profit or loss (i.e., when interest income or expense is recognised).

For cash flow hedges, other than those covered by the preceding two policy statements, the associated cumulative gain or loss is removed from equity and recognised in the Income Statement in the same period or periods during which the hedged forecast transaction affects profit or loss. The ineffective part of any gain or loss is recognised immediately in the Income Statement.

When a hedging instrument expires or is sold, terminated or exercised, or the entity revokes designation of the hedge relationship, but the hedged forecast transaction is still expected to occur, the cumulative gain or loss at that point remains in equity and is recognised in accordance with the above policy when the transaction occurs. If the hedged transaction is no longer expected to take place, the cumulative unrealised gain or loss recognised in equity is recognised immediately in the Income Statement.

##### (ii) Hedge of monetary assets and liabilities

Where a derivative financial instrument is used to hedge economically the foreign exchange exposure of a recognised monetary asset or liability, no hedge accounting is applied and any gain or loss on the hedging instrument is recognised in the Income Statement.

#### Comparative period policy

##### Cash flow hedges

Transactions are designated as a hedge of the anticipated specific purchase or sale of goods or services, purchase of qualifying assets, or an anticipated interest transaction, only when they are expected to reduce exposure to the risks being hedged, are designated prospectively so that it is clear when an anticipated transaction has or has not occurred and it is probable the anticipated transaction will occur as designated.

Gains or losses on the hedge arising up to the date of the anticipated transaction, together with any costs or gains arising at the time of entering into the hedge, are deferred and included in the measurement of the anticipated transaction when the transaction has occurred as designated. Any gains or losses on the hedge transaction after that date are included in the Income Statement.

The net amount receivable or payable under forward foreign exchange contracts and the associated deferred gains or losses are recorded on the Balance Sheet from the date of inception of the hedge transaction. When recognised, the net receivables or payables are revalued using the foreign currency current at reporting date.

The net amounts receivable or payable under currency, forward rate agreements and futures contracts and the associated deferred gains or losses are not recorded on the Balance Sheet until the hedge transaction occurs. When recognised the net receivables or payables are revalued using the interest or commodity rates current at reporting date.

Option premiums are recorded in "other assets" when paid and included in the measurement of the transaction when it occurs.

When the anticipated transaction is no longer expected to occur as designated, the deferred gains or losses relating to the hedged transaction are recognised immediately in the Income Statement.

Where a hedge transaction is terminated early and the anticipated transaction is still expected to occur as designated, the deferred gains or losses that arose on the hedge prior to its termination continue to be deferred and are included in the measurement of the purchase or sale or interest transaction when it occurs. Where a hedge transaction is terminated early because the anticipated transaction is no longer expected to occur as designated, deferred gains and losses that arose on the hedge prior to its termination are included in the Income Statement for the period.

Where a hedge is redesignated as a hedge of another transaction, gains or losses arising on the hedge prior to its redesignation are only deferred where the original anticipated transaction is still expected to occur as designated, any gains or losses relating to the hedge instrument are included in the Income Statement for the period.

Gains or losses that arise prior to and upon the maturity of transactions entered into under hedge rollover strategies are deferred and included in the measurement of the hedged anticipated transaction if the transaction is still expected to occur as designated. If the anticipated transaction is no longer expected to occur as designated, the gains or losses are recognised immediately in the Income Statement.

#### Hedge of monetary assets and liabilities

All other hedge transactions are initially recorded at the relevant rate at the date of the transaction. Hedges outstanding at reporting date are valued at the rates ruling on that date and any gains or losses are brought to account in the Income Statement. Costs or gains arising at the time of entering into the hedge are deferred and amortised over the life of the hedge.

#### (f) Property, plant and equipment

##### (i) Owned assets

Items of property, plant and equipment are stated at cost as deemed cost less accumulated depreciation (see below) and impairment losses (see accounting policy k). The cost of self-constructed assets includes the cost of materials, direct labour, the initial estimate, where relevant, of the costs of dismantling and removing the items and restoring the site on which they are located, and an appropriate proportion of production overheads.

Certain items of property, plant and equipment that had been revalued to fair value on or prior to 1 January 2004, the date of transition to Australian Accounting Standards - AIFRSs, are measured on the basis of deemed cost, being the revalued amount at the date of that revaluation.

Property that is being constructed or developed for future use as investment property is classified as property, plant and equipment and stated at cost until construction or development is complete, at which time it is reclassified as investment property.

When the construction or development of a self-constructed investment property is completed and will be carried at fair value, any difference between the fair value of the property at that date and its previous carrying amount is recognised in profit and loss.

Where parts of an item of property, plant and equipment have different useful lives, they are accounted for as separate items of property, plant and equipment.

##### (ii) Leased assets

Leases in terms of which the consolidated entity assumes substantially all the risks and rewards of ownership are classified as finance leases. The owner-occupied property acquired by way of finance lease is stated at an amount equal to the lower of its fair value and the present value of the minimum lease payments at inception of the lease, less accumulated depreciation (see below) and impairment losses (see accounting policy k). The property held under finance leases and leased out under operating lease is classified as investment property and stated at the fair value model. Lease payments are accounted for as described in accounting policy (p). Property held under operating leases that would otherwise meet the definition of investment property may be classified as investment property on a property-by-property basis.

##### (iii) Subsequent costs

The Company recognises in the carrying amount of an item of property, plant and equipment the cost of replacing part of such an item when that cost is incurred if it is probable that the future economic benefits embodied with the item will flow to the Company and the cost of the item can be measured reliably. All other costs are recognised in the Income Statement as an expense as incurred.

##### (iv) Depreciation

Depreciation is charged to the Income Statement on a straight-line basis over the estimated useful lives of each part of an item of property, plant and equipment. The estimated useful lives in the current and comparative periods are as follows:

- buildings 100 years
- plant and equipment 2 - 20 years
- Plant and equipment under hire purchase 6.67 years
- Plant and equipment under finance lease 4 years

The residual value, if significant, is reassessed annually.

#### (g) Intangible assets

Intangibles include the cost of registering licensed trademarks. They are amortised on a straight line basis over three years, which approximately the period of registration and the

periods during which benefits are expected to be realised.

The carrying amount of expenditure on intangibles is reviewed at the end of each financial year and where the balance exceeds the value of the expected future benefits, the difference is charged to the Income Statement.

#### (h) Trade and other receivables

Trade and other receivables are stated at their cost less impairment losses (see accounting policy k).

#### (i) Inventories

Stocks of coaching manuals, law books, and other items which are held for resale are recognised as inventory. Inventory also comprises stocks of consumables including uniforms, footwear, player sustenance and other rugby equipment which are used by the Company in the ordinary conduct of its business.

Inventories are stated at the lower of cost and net realisable value. Net realisable value is the estimated selling price in the ordinary course of business, less the estimated costs of completion and selling expenses.

The cost of other inventories is based on the first-in first-out principle and includes expenditure incurred in acquiring the inventories and bringing them to their existing location and condition.

#### (j) Cash and cash equivalents

Cash and cash equivalents comprises cash balances and call deposits. Bank overdrafts that are repayable on demand and form an integral part of the Company's cash management are included as a component of cash and cash equivalents for the purpose of the Cashflow Statement.

#### (k) Impairment

The carrying amounts of the Company's assets, other than inventories (see accounting policy i), are reviewed at each Balance Sheet date to determine whether there is any indication of impairment. If any such indication exists, the asset's recoverable amount is estimated (see accounting policy i).

An impairment loss is recognised whenever the carrying amount of an asset or its cash-generating unit exceeds its recoverable amount. Impairment losses are recognised in the Income Statement, unless an asset has previously been revalued, in which case the impairment loss is recognised as a reversal to the extent of that previous revaluation with any excess recognised through profit or loss.

Impairment losses recognised in respect of cash-generating units are allocated first to reduce the carrying amount of any goodwill allocated to cash-generating units (group of units) and then, to reduce the carrying amount of the other assets in the unit (group of units) on a pro rata basis.

When a decline in the fair value of an available-for-sale financial asset has been recognised directly in equity and there is objective evidence that the asset is impaired, the cumulative loss that had been recognised directly in equity is recognised in profit or loss even though the financial asset has not been derecognised. The amount of the cumulative loss that is recognised in profit or loss is the difference between the acquisition cost and current fair value, less any impairment loss on that financial asset previously recognised in profit or loss.

#### (i) Calculation of recoverable amount

The recoverable amount of the Company's held-to-maturity receivables carried at amortised cost is calculated as the present value of estimated future cash flows, discounted at the original effective interest rate (i.e., the effective interest rate computed at initial recognition of these financial assets). Receivables with a short duration are not discounted.

Impairment of receivables is not recognised until objective evidence is available that a loss event has occurred. Significant receivables are individually assessed for impairment. Impairment testing of significant receivables that are not assessed as impaired individually is performed by placing them into portfolios of significant receivables with similar risk profiles and undertaking a collective assessment of impairment. Non-significant receivables are not individually assessed. Instead, impairment testing is performed by placing non-significant receivables in portfolios of similar risk profiles, based on objective evidence from historical experience adjusted for any effects of conditions existing at each balance date.

The recoverable amount of other assets is the greater of their fair value less costs to sell and value in use.

**Notes to the financial statements**  
for the year ended 31 December 2005

**(k) Impairment**

(i) Calculation of recoverable amount (continued)

In assessing value in use, the estimated future cash flows are discounted to their present value using a pre-tax discount rate that reflects current market assessments of the time value of money and the risks specific to the asset. For an asset that does not generate largely independent cash inflows, the recoverable amount is determined for the cash-generating unit to which the asset belongs.

(ii) Reversals of impairment

An impairment loss in respect of a held-to-maturity receivable carried at amortised cost is reversed if the subsequent increase in recoverable amount can be related objectively to an event occurring after the impairment loss was recognised.

An impairment loss in respect of an investment in an equity instrument classified as available for sale is not reversed through profit or loss.

An impairment loss is reversed only to the extent that the asset's carrying amount does not exceed the carrying amount that would have been determined, net of depreciation or amortisation, if no impairment loss had been recognised.

**(l) Interest-bearing borrowings**

Current accounting policy

Interest-bearing borrowings are recognised initially at fair value less attributable transaction costs. Subsequent to initial recognition, interest-bearing borrowings are stated at amortised cost with any difference between cost and redemption value being recognised in the Income Statement over the period of the borrowings on an effective interest basis.

Comparative period policy

Bank loans are recognised at their principal amount, subject to set-off arrangements. Interest expense is accrued at the contracted rate and included in note 15 Trade and Other Payables.

**(m) Employee benefits**

(i) Defined contribution plans

Obligations for contributions to defined contribution pension plans are recognised as an expense in the Income Statement as incurred.

(ii) Long-term service benefits

The Company's net obligation in respect of long-term service benefits, other than pension plans, is the amount of future benefit that employees have earned in return for their service in the current and prior periods. The obligation is calculated using the projected unit credit method and is discounted to its present value and the fair value of any related assets is deducted. The discount rate is the yield at the Balance Sheet date on government bonds that have maturity dates approximating to the terms of the Company's obligations.

(iii) Wages, salaries, annual leave, sick leave and non-monetary benefits

The provisions for employee benefits to wages, salaries, annual leave and sick leave represent the amount that the Company has a present obligation to pay resulting from employees' services provided up to reporting date. The provisions have been calculated at undiscounted amounts based on remuneration wage and salary rates that the Company expects to pay at reporting date including related on-costs such as workers compensation insurance and payroll tax. The carrying amount of the provisions approximate net fair value.

Non-accumulating non-monetary benefits, such as medical care, housing, cars and free or subsidised goods and services, are expensed based on the net marginal cost to the Company as the benefits are taken by the employees.

**(n) Provisions**

A provision is recognised in the Balance Sheet when the Company has a present legal or constructive obligation as a result of a past event, and it is probable that an outflow of economic benefits will be required to settle the obligation. If the effect is material, provisions are determined by discounting the expected future cash flows at a pre-tax rate that reflects current market assessments of the time value of money and, where appropriate, the risks specific to the liability.

(i) Self Insurance

The Company self-insures for risks associated with worker's compensation. Outstanding claims are recognised when an incident occurs that may give rise to a claim and are measured at the cost that the entity expects to incur in settling the claims, discounted

using a rate that reflects current market assessments of the time value of money and the risks specific to the liability.

**(o) Revenue**

(i) Goods sold and services rendered

Revenue from the sale of goods is recognised in the Income Statement when the significant risks and rewards of ownership have been transferred to the buyer. Revenue from services rendered is recognised in the Income Statement in proportion to the stage of completion of the transaction at the Balance Sheet date. The stage of completion is assessed by reference to surveys of work performed. No revenue is recognised if there are significant uncertainties regarding recovery of the consideration due, the costs incurred or to be incurred cannot be measured reliably, there is a risk of return of goods or there is continuing management involvement with the goods.

(ii) Government grants

Government grants are recognised in the Balance Sheet initially as deferred income when there is reasonable assurance that it will be received and that the Company will comply with the conditions attaching to it. Grants that compensate the Company for expenses incurred are recognised as revenue in the Income Statement on a systematic basis in the same periods in which the expenses are incurred. Grants that compensate the Company for the cost of an asset are recognised in the Income Statement as other operating income on a systematic basis over the useful life of the asset.

**(p) Expenses**

(i) Operating lease payments

Payments made under operating leases are recognised in the Income Statement on a straight-line basis over the term of the lease. Lease incentives received are recognised in the Income Statement as an integral part of the total lease expense.

(ii) Finance lease payments

Minimum lease payments are apportioned between the finance charge and the reduction of the outstanding liability. The finance charge is allocated to each period during the lease term so as to produce a constant periodic rate of interest on the remaining balance of the liability.

(iii) Net financing costs

Net financing costs comprise interest payable on borrowings calculated using the effective interest rate method, interest receivable on funds invested, foreign exchange gains and losses, and gains and losses on hedging instruments that are recognised in the Income Statement (see accounting policy e).

Interest income is recognised in the Income Statement as it accrues, using the effective interest method.

The interest expense component of finance lease payments is recognised in the Income Statement using the effective interest rate method.

**(q) Segment reporting**

A segment is a distinguishable component of the Company that is engaged either in providing products or services (business segment), or in providing products or services within a particular economic environment (geographical segment), which is subject to risks and rewards that are different from those of other segments.

**(r) Non-current assets held for sale**

Immediately before classification as held for sale, the measurement of the asset is brought up to date in accordance with applicable accounting standards. Then, on initial classification as held for sale, non-current assets and disposal groups are recognised at the lower of carrying amount and fair value less cost to sell.

Impairment losses on initial classification as held for sale are included in profit and loss, even when there is a revaluation. The same applies to gains and losses on subsequent remeasurement.

**(s) Goods and services tax**

Revenue, expenses and assets are recognised net of the amount of goods and services tax (GST), except where the amount of GST incurred is not recoverable from the taxation authority. In these circumstances, the GST is recognised as part of the cost of acquisition of the asset or as part of the expense.

Receivables and payables are stated with the amount of GST included. The net amount of GST recoverable from, or payable to, the ATO is included as a current asset or liability in the Balance Sheet.

Cash flows are included in the Cashflow Statement on a gross basis. The GST components of cash flows arising from investing and financing activities which are recoverable from, or payable to, the ATO are classified as operating cash flows.

**Note 2. Changes in accounting policy**

In the current financial year the Company adopted AASB 132: Financial Instruments: Disclosure & Presentation and AASB 139: Financial Instruments: Recognition and Measurement. This change in accounting policy has been adopted in accordance with the transition rules contained in AASB 1, which does not require the restatement of comparative information for financial instruments within the scope of AASB 132 and AASB 139.

The adoption of AASB 139 has resulted in the Company recognising all derivative financial instruments as assets or liabilities at fair value. This change has been accounted for by adjusting the opening balance of equity (cash flow hedging reserve) at 1 January 2005.

The impact on the Balance Sheet in the comparative period is set out below as an adjustment to the opening Balance Sheet at 1 January 2005. The transitional provisions will not have any effect in future reporting periods.

**Reconciliation of opening balances affected by AASB 132 and 139 at 1 January 2005**

	Previous GAAP	Effect of Transition to AIFRS	AIFRS
Forward contract assets	-	441	441
Cash flow hedge reserve	-	(441)	(441)

Under previous Australian GAAP, the Company did not recognise any derivatives at fair value on the Balance Sheet. In accordance with AIFRSs all derivatives would be recognised at fair value. At 1 January 2005, the fair value of the forward exchange contracts was \$441,422. The effect in the Company is to increase forward contract assets by \$441,422 and increase the cash flow hedging reserve by \$441,422.

	31 December 2005	31 December 2004
<b>Note 3. Other Income</b>		
	\$'000	\$'000
Other revenue:		
Management fee - NSWRU	386	852
iRB grant	352	352
Foreign Exchange gain	267	267
Management fee - NTRU	12	12
Management fee - VRU	8	-
Gain on sale of non-current assets	1	90
Sundry	95	107
<b>Total other revenue</b>	<b>1,121</b>	<b>1,680</b>
<b>Note 4. Surplus</b>		
The surplus for the year has been arrived at after charging/(crediting) the following items:		
Amortisation of:		
New South Wales Rugby Union Limited loan	12	13
Trademarks	121	176
	<b>133</b>	<b>189</b>
Depreciation of:		
Property under strata title	32	33
Plant and equipment	411	520
Plant and equipment under finance lease	652	233
	<b>1,095</b>	<b>786</b>
<b>Total amortisation and depreciation</b>	<b>1,228</b>	<b>975</b>
Borrowing costs		
Other parties	34	29
- Finance lease interest charges	<b>34</b>	<b>29</b>
Net bad and doubtful debts expense/(benefit) including movements in provision for doubtful debts	(41)	75
Net expense/(benefit) from movements in provision for employee entitlements	(86)	(323)
Operating lease rental expense		
Minimum lease payments	1,355	1,210
Net (gain) on disposal of non-current assets	(1)	(54)

**Notes to the financial statements**  
for the year ended 31 December 2005

	31 December 2005	31 December 2004
<b>Note 5. Auditors' remuneration</b>		
Audit services	\$	\$
Auditors of the Company - KPMG		
Audit of the financial report - 2005	50,000	43,795
	<b>50,000</b>	<b>43,795</b>
Other services		
Auditors of the Company - KPMG		
Other assurance services	25,204	-
Advisory services	31,068	28,500
	<b>56,272</b>	<b>28,500</b>
	<b>106,272</b>	<b>72,295</b>

**Note 6. Segment reporting**

The Company is predominantly concerned with the promotion, progress and general control of the game of Rugby in Australia. Accordingly no segment disclosure has been prepared as the Directors consider the Company only operates in one segment.

**Note 7. Income tax**

The Company is exempt from income tax under the terms of Division 50 of the Income Tax Assessment Act 1997.

**Note 8. Assets classified as held for sale**

A building owned by the ARU is presented as held for sale following the decision by management to sell the building during the 2004 year. As at 31 December 2005, the building was valued at between \$2.5m and \$2.75m by an independent valuer. The carrying amount of \$2.5m is within this range and is therefore not impaired.

	31 December 2005	31 December 2004
Freehold property	\$'000	\$'000
At cost	2,650	2,650
Accumulated depreciation	(145)	(113)
<b>Total assets held for sale</b>	<b>2,505</b>	<b>2,537</b>

**Note 9. Cash and cash equivalents**

Cash at bank and on hand	624	1,862
Cash on deposit	30,630	33,441
<b>Cash and cash equivalents in the Statement of Cashflows</b>	<b>31,254</b>	<b>35,303</b>

**Note 10. Trade and Other Receivables**

	31 December 2005	31 December 2004
	\$'000	\$'000
<b>Current</b>		
Trade receivables	1,509	1,339
Other receivables - member unions	288	1,856
New South Wales Rugby Union loan*	-	179
New South Wales Rugby Union loan agreement - Aussie Stadium fitout**	63	58
Other receivables	1,133	13
Provision for doubtful debts	(129)	(170)
	<b>2,864</b>	<b>3,275</b>
<b>Non-current</b>		
Loans to Member Unions:		
New South Wales Rugby Union*	-	32
New South Wales Rugby Union loan agreement - Aussie fitout**	105	169
ACT Rugby Union	27	27
Northern Territory Rugby Union	80	80
Tasmanian Rugby Union	17	17
South Australian Rugby Union	42	42
	<b>271</b>	<b>367</b>

\*The Company was amortising this loan to NSWRU over a 20 year period in exchange for the use of certain facilities at Aussie Stadium and other venues where NSWRU conducts matches. This loan was fully paid during the year.

\*\* The Company provided a loan of \$350,000 at 9.03% p.a. to NSWRU, in order to pay for NSWRU's fitout of their Aussie Stadium offices. These funds were provided through a financing lease between the Company and Comlease Pty Ltd. The loan commenced on 19 July 2002 and is in place until June 2008. The loan is to be repaid through monthly instalments of \$6,313 including interest.

**Note 11. Inventory**

Inventory held for re-sale, at cost	46	68
Consumables, at cost	215	146
	<b>261</b>	<b>214</b>

**Note 12. Other current assets**

Prepayments	1,093	145
Foreign Exchange Forward	50	-
	<b>1,143</b>	<b>145</b>

**Note 13. Plant and equipment**

Plant and equipment		
At cost	4,633	4,002
Accumulated depreciation	(3,480)	(3,072)
	<b>1,153</b>	<b>930</b>
Plant and equipment under finance lease		
At capitalised cost	1,145	975
Accumulated depreciation	(1,145)	(488)
	-	<b>487</b>
<b>Total plant and equipment (net book value)</b>	<b>1,153</b>	<b>1,417</b>

**Reconciliations**  
Reconciliations of the carrying amounts for each class of property, plant and equipment are set out below:

<b>Plant and equipment</b>		
Carrying amount at beginning of period	930	1,216
Additions	636	270
Disposals	(2)	(36)
Depreciation	(411)	(520)
Carrying amount at end of period	<b>1,153</b>	<b>930</b>
<b>Plant and equipment under finance lease</b>		
Carrying amount at beginning of period	487	720
Additions	165	-
Depreciation	(652)	(233)
Carrying amount at end of period	-	<b>487</b>



**Notes to the financial statements**  
for the year ended 31 December 2005

	31 December 2005	31 December 2004
<b>Note 14. Intangibles</b>		
	\$'000	\$'000
Trademarks, at cost	657	529
Accumulated amortisation	(530)	(409)
	<b>127</b>	<b>120</b>
<b>Note 15. Trade and other payables</b>		
Trade creditors	63	368
Member Union creditors and accruals	-	28
Other creditors and accruals	8,085	8,098
	<b>8,148</b>	<b>8,494</b>
<b>Note 16. Deferred Revenue</b>		
Current	716	597
Non-current	1,278	1,363
<b>Note 17. Interest-bearing liabilities</b>		
Current lease liability	153	241
Non-current lease liability	106	258
Financing arrangements		
The Company has access to the following lines of credit:		
Total facilities available:		
Financial Guarantee	20	20
Foreign currency dealing limit	430	430
Global payments facilities	600	600
ANZ online payments facility	1,500	1,500
Business credit card facility	85	60
Online payroll facility	100	100
Cheque encashment facility	20	20
	<b>2,755</b>	<b>2,730</b>
Facilities utilised at reporting date:		
Financial Guarantee	20	20
Foreign currency dealing limit	-	-
Global payments facility	-	-
ANZ online payments facility	-	-
Business credit card facility	-	-
Online payroll facility	-	-
Cheque encashment facility	-	-
	<b>20</b>	<b>20</b>
Facilities not utilised at reporting date:		
Financial Guarantee	-	-
Foreign currency dealing limit	430	430
Global payments facility	600	600
ANZ online payments facility	1,500	1,500
Business credit card facility	85	60
Online payroll facility	100	100
Cheque encashment facility	20	20
	<b>2,735</b>	<b>2,710</b>

The Company cancelled the overdraft facility during 2003 however the bank holds a registered mortgage over the Company's strata title property and a registered equitable mortgage debenture over all the Company's assets.

**Note 18. Employee Benefits**

	31 December 2005	31 December 2004
	\$'000	\$'000
<b>Employee benefits</b>		
Current		
Annual Leave	760	909
Long-Service Leave	13	29
	<b>773</b>	<b>938</b>
Non-Current		
Long-Service Leave	289	210
	<b>1,062</b>	<b>1,148</b>
<b>Number of employees</b>		
Number of employees at year end	120	116

**Superannuation**  
The Company contributes to externally managed superannuation plans. Benefits are based upon the accumulation of assets in these plans.  
The Company has a legally enforceable obligation to contribute at a flat rate set under the Commonwealth Superannuation Guarantee Charge.

**Note 19. Contributed equity**

The Company is a Company limited by guarantee and, in the event of the winding up of the Company, members may be required to contribute a maximum of \$100 each.

**Note 20. Reserves**

	31 December 2005	31 December 2004
Capital profits reserve	566	566
Cashflow Hedge Reserve	50	-
	<b>616</b>	<b>566</b>

**Nature and purpose of reserves**

**Capital profits**  
Upon disposal of revalued assets, any related revaluation increment standing to the credit of the asset revaluation reserve is transferred to the capital profits reserve.

**Cashflow Hedge Reserve**  
The cashflow hedge reserve represents the fair value of the forward foreign exchange contracts the company uses as described in note 22.

**Note 21. Retained surplus**

	31 December 2005	31 December 2004
Retained surplus at beginning of period	30,711	35,074
Net (deficit)/surplus for the period	(3,212)	(4,363)
Retained surplus at the end of period	<b>27,499</b>	<b>30,711</b>

**Notes to the financial statements**  
for the year ended 31 December 2005

**Note 22. Financial Instruments**

Exposure to credit, interest rate and currency risks arises in the normal course of the Company's business. Derivative financial instruments are used to hedge exposure to fluctuations in foreign exchange rates.

The Company has a credit policy in place and the exposure to credit risk is monitored on an ongoing basis. Credit evaluations are performed on all customers requiring credit over a certain amount. The Company does not require collateral in respect of financial assets.

Investments are allowed only in liquid securities and only with counterparties that have a credit rating equal to or better than the Company. Transactions involving derivative financial instruments are with counterparties with whom the Company has a signed netting agreement as well as sound credit ratings. Given their high credit ratings, management does not expect any counterparty to fail to meet its obligations.

At the Balance Sheet date there were no significant concentrations of credit risk. The maximum exposure to credit risk is represented by the carrying amount of each financial asset, including derivative financial instruments, in the Balance Sheet.

**Hedging**

The Company	Note	2005 Effective interest rate	Total	6 months or less	6 to 12 months	1 to 2 years	2 to 5 years	More than 5 years
In thousands of AUD								
Cash and cash equivalents*	9	5.33%	31,254	-	-	-	-	-
Finance lease liabilities	17	7.96%	259	77	77	106	-	-
Unsecured bank facility	-	-	-	-	-	-	-	-
			<b>31,513</b>	<b>77</b>	<b>77</b>	<b>106</b>	-	-

	Note	2004 Effective interest rate	Total	6 months or less	6 to 12 months	1 to 2 years	2 to 5 years	More than 5 years
Cash and cash equivalents*	9	5.30%	35,303	-	-	-	-	-
Finance lease liabilities	17	8.27%	499	121	121	152	106	-
Unsecured bank facility	-	-	-	-	-	-	-	-
			<b>35,802</b>	<b>121</b>	<b>121</b>	<b>152</b>	<b>106</b>	-

\* These assets bear interest at a fixed rate.

**Foreign currency risk**

The Company is exposed to foreign currency risk on revenue that is denominated in a currency other than the AUD. The currency giving rise to this risk is primarily USD.

The Company hedges ninety five per cent of all trade receivables denominated in a foreign currency. The Company uses forward exchange contracts to hedge its foreign currency risk. Most of the forward exchange contracts have maturities of less than one year after the Balance Sheet date. Where necessary, the forward exchange contracts are rolled over at maturity.

In respect of other monetary assets and liabilities held in currencies other than the AUD, the Company ensures that the net exposure is kept to an acceptable level, by buying or selling foreign currencies at spot rates where necessary to address short-term imbalances.

The principal amounts of the Company's USD bank loans have been fully hedged using forward contracts that mature on the same date as the loans are due for repayment.

**Forecasted transactions**

The Company classifies its forward exchange contracts hedging forecasted transactions as cash flow hedges and states them at fair value. The fair value of forward exchange contracts at 1 January 2005 was adjusted against the opening balance of the hedging reserve at that date.

The net fair value of forward exchange contracts used as hedges of forecasted transactions at 31 December 2005 was \$50,539 (2004: \$nil), comprising assets of \$50,539 (2004: \$nil) and liabilities of \$nil (2004: \$nil) that were recognised in fair value derivatives. The Company does not have any forward exchange contracts hedging forecast transactions.

**Sensitivity analysis**

In managing interest rate and currency risks the Company aims to reduce the impact of short-term fluctuations on the Company's earnings. Over the longer-term, however, permanent changes in foreign exchange and interest rates would have an impact on Company's earnings.

**Fair values**

The fair values together with the carrying amounts shown in the Balance Sheet are as follows:

Company	Note	Carrying amount 2005	Fair value 2005	Carrying amount 2004	Fair value 2004
In thousands of AUD					
Trade and other receivables	10	2,864	2,864	3,275	3,275
Cash and cash equivalents	9	31,254	31,254	35,303	35,303
Forward exchange contracts:					
Assets		51	51	-	-
Finance lease liabilities	17	259	259	499	499
Trade and other payables	15	8,148	8,148	8,494	8,494
Unrecognised (losses) / gains		-	-	-	-

**Estimation of fair values**

The following summarises the major methods and assumptions used in estimating the fair values of financial instruments reflected in the table.

**Derivatives**

Forward exchange contracts are either marked to market using listed market prices or by discounting the contractual forward price and deducting the current spot rate. For interest rate swaps broker quotes are used. Those quotes are back tested using pricing models or discounted cash flow techniques.

Where discounted cash flow techniques are used, estimated future cash flows are based on management's best estimates and the discount rate is a market related rate for a similar instrument at the Balance Sheet date. Where other pricing models are used, inputs are based on market related data at the Balance Sheet date.

**Finance lease liabilities**

The fair value is estimated as the present value of future cash flows, discounted at market interest rates for homogeneous lease agreements. The estimated fair values reflect change in interest rates.

**Trade and other receivables/payables**

For receivables / payables with a remaining life of less than one year, the notional amount is deemed to reflect the fair value. All other receivables / payables are discounted to determine the fair value.

**Interest rates used for determining fair value**

The Company uses the government yield curve as of 31 December 2005 plus an adequate constant credit spread to discount financial instruments. The interest rates used are as follows:

	2005	2004
Loans and borrowings	-	-
Leases	7.95% to 9.03%	7.95% to 9.03%
Receivables	-	-

**Notes to the financial statements**

for the year ended 31 December 2005

**Note 23. Commitments**

**(a) The News Corporation Limited**

The Company, together with New Zealand Rugby Union and South African Rugby Football Union had an agreement with The News Corporation Limited ("News Agreement") which commenced in 1995 and was in place until 2005. Under this agreement, the Company sold, among other things, its broadcasting rights for matches in the Tri Nation Series (two Tests against both New Zealand and South Africa per annum) and the provincial Rugby Super 12 Competition.

The News Agreement also committed the Company to host an in-bound tour against a recognised rugby playing nation. In any domestic season, the Wallabies shall play at least three Tests in Australia (over and above the Tri Nations Series). A minimum of two of these Tests shall be against the national representative team of a recognised rugby playing nation.

The Company, together with New Zealand Rugby Union and South African Rugby Football Union has entered into agreements with a number of broadcasters around the world, including News Corporation Limited, for the period 2006 to 2010 for all International and Provincial matches.

**(b) SANZAR Joint Venture**

The Company has given certain undertakings in respect to its participation in the SANZAR joint venture. These undertakings are consistent with its undertakings under the News Agreement.

**(c) Foreign Exchange Hedging Arrangements**

The Company has negotiated its payment arrangements under the News Agreement whereby income flows relevant to the agreed share in place up to 2005 will be in Australian dollars. The balance arising from an increased share is denominated in United States Dollars and has been hedged with the use of forward exchange contracts in place with Macquarie Bank Limited. These hedges have been established for the balance of the News Agreement exposed to the risk of fluctuations in foreign currency.

**(d) Member Union Collective Bargaining Agreement and Memoranda of Understanding with Member Unions**

A Collective Bargaining Agreement has been negotiated between the Company, New South Wales Rugby Union Ltd, Queensland Rugby Union Ltd, Australian Capital Territory Rugby Union Ltd and Rugby Union Players' Association Inc. Under this agreement the Company, along with the other rugby bodies is required to make minimum player payments. These total a minimum of \$25,000,000 for 2006 (2005 - \$22,180,000).

The Company is required to make grants to Member Unions under the Memoranda of Understanding. Under these memoranda, the Company is committed to pay a minimum amount of \$26,652,884 for 2006 (2005 - \$19,212,206).

**(e) Wallaby 1st Membership**

In October 1998, the Company launched the Wallaby First Membership Programme. The Membership, limited to 5,000, provides access to purchase a premium seat for all Wallaby Test Matches played in Sydney for the next thirty years, including fixtures at Telstra Stadium.

**(f) Stadium Australia Hiring Agreement**

The Company signed a hiring agreement with Stadium Australia Management Limited. Under this agreement the Company is committed to holding at least two Wallaby Test Matches at Telstra Stadium each year until the year ending 31 December 2011. The hiring fees are to be determined by reference to the number and type of tickets sold for each match.

**(g) Operating Lease Commitments**

	31 December 2005	31 December 2004
	\$'000	\$'000
Future operating lease rentals not provided for in the financial statements and payable:		
Within one year	281	1,279
One year or later and no later than five years	36	244
	<b>317</b>	<b>1,523</b>

The Company leases property under non-cancellable operating leases expiring within three years. Leases generally provide the Company a right of renewal at which time all terms are renegotiated. Lease payments comprise a base amount plus an incremental rental based on movements in the Consumer Price Index.

The Company leases motor vehicles under operating leases expiring within one year. Lease payments are fixed for the term of the leases.

**(h) Finance lease payment commitments**

Finance lease commitments are payable:

	31 December 2005	31 December 2004
Within one year	167	274
One year or later and no later than five years	114	281
	<b>281</b>	<b>555</b>
Less: Future finance lease charges	(22)	(56)
	<b>259</b>	<b>499</b>
Lease liabilities provided for in the financial statements:		
Current	153	241
Non-current	106	258
Total lease liability	<b>259</b>	<b>499</b>

The Company leases office fitout at the Aussie Stadium under finance leases expiring in 2008. Lease payments are fixed for the entire period of the lease. The Company takes ownership of the fitout at the end of the lease.

The Company leases office fitout at 181 Miller Street North Sydney under finance leases expiring in 2006. Lease payments are fixed for the entire period of the lease. The Company takes ownership of the fitout at the end of the lease.

**(i) General business**

In the ordinary course of business the Company has entered into commitments and undertakings with Member Unions, sponsors and other parties to support the promotion, sponsorship, coaching and development of the game of Rugby.

**Note 24. Contingent liabilities**

The Company is a defendant in a number of claims for personal injuries and other damages relating to the game of rugby. These claims are being defended and generally are subject to insurance coverage. At this time the Directors are unable to ascertain what the Company's liability, if any, may be.

**Note 25. Investment in associated Company**

The Company owns a one third interest in an unincorporated joint venture, SANZAR Pty Limited (ACN 069 272 304). The primary purpose of SANZAR Pty Limited is to act as agent for the SANZAR unincorporated joint venture in relation to specific aspects of the News Corporation Limited agreement.

The assets and liabilities of the joint venture were not material as at 31 December 2005 and the Company's interests were therefore not included in the Company's financial statements. All income flowing from the News Agreement and SANZAR was derived directly by the Company.

All of the obligations of the venturers arising from or attributable to the joint venture are several only and not joint and several.

**Note 26. Interest in joint venture**

The Company has a one-third interest in an unincorporated joint venture, SANZAR, which was established to manage specific aspects of the News Corporation Limited agreement ("News Agreement") and promote international rugby tournaments.

The assets and liabilities of the joint venture were not material as at 31 December 2005 and the Company's interests were therefore not included in the Company's financial statements. All income flowing from the News Agreement and SANZAR was derived directly by the Company.

All of the obligations of the venturers arising from or attributable to the joint venture are several only and not joint and several.

**Note 27. Notes to the Cashflow Statement**

**(a) Reconciliation of Cash**

For the purposes of the Cashflow Statement, cash includes cash on hand and at bank and short term deposits at call, net of outstanding bank overdrafts. Cash as at the end of the financial period as shown in the statement of cash flows is reconciled to the related items in the Balance Sheet as follows:

	31 December 2005	31 December 2004
	\$'000	\$'000
Cash at bank and on hand	624	1,862
Cash on deposit	30,630	33,441
	<b>31,254</b>	<b>35,303</b>
<b>(b) Reconciliation of surplus to net cash provided by operating activities</b>		
Net (deficit)/surplus for the period	(3,212)	(4,363)
Add/(less) items classified as investing/financing activities:		
Allocations to Member Unions	9,031	8,372
Interest received	(2,119)	(2,695)
Interest paid	34	29
(Gain)/loss on disposal of property, plant and equipment	(1)	(54)
Add/(less) non-cash items:		
Amortisation of trademarks & NSW RU loan	133	189
Depreciation	1,095	786
Amounts set aside to provisions	(131)	(248)
Movement in fair value forward contract	50	-
Before change in assets and liabilities	<b>4,880</b>	<b>2,016</b>
Change in assets and liabilities during the financial period		
(Increase)/decrease in receivables	507	18,840
(Increase)/decrease in prepayments and deferred expenditure	(998)	(51)
(Increase)/decrease in inventory	(47)	66
Increase/(decrease) in payables and provisions	(346)	(61,651)
Increase/(decrease) in deferred revenue	34	7
<b>Net cash provided by operating activities</b>	<b>4,030</b>	<b>(40,773)</b>

**Notes to the financial statements**  
for the year ended 31 December 2005

**Note 28. Key management personnel disclosures**

	31 December 2005	31 December 2004
	\$	\$
Total income paid or payable, or otherwise made available to Directors of the Company from the Company or any related party in connection with the management of the affairs of the Company	850,200	735,570

Total income paid or payable, or otherwise made available to Directors of the Company from the Company or any related party in connection with the management of the affairs of the Company

There were no other transactions with key management personnel, or their related parties other than those set out in note 29 relating to the ordinary course of business.

**Note 29. Related parties**

**Directors**

The names of each person holding the position of Director of the Company during the financial year were:

R Graham, W Barrett (resigned 28 April 2005), D Bree (resigned 28 April 2005), M Brown (appointed 28 April 2005), J Collins (resigned 28 April 2005), GM Flowers, T Hall, B Kehoe, D Kumar, P McGrath (appointed 28 April 2005), R Thomson (appointed 28 April 2005), R A Tuckey (resigned 28 April 2005) and D Usasz (appointed 28 April 2005).

**Related Party Transactions**

The Company conducts numerous transactions with Member Unions in the normal course of the national administration of the game of rugby. Details of loans which are interest bearing and allocations and other payments to Member Unions are disclosed in notes 10 and 15 respectively. Amounts receivable and payable by Member Unions as at 31 December 2005 are included in trade debtors and trade creditors.

From time to time Directors of the Company, or their associates, may purchase goods or services from or through the Company. These purchases are generally on the same terms and conditions as those entered into by other employees or customers or are trivial or domestic in nature.

The terms and conditions of transactions with Directors and their related parties were no more favourable than those available, or which might reasonably be expected to be available, on similar transactions to non Director related entities on an arm's length basis.

**Note 30. Events subsequent to balance date**

There has not arisen in the interval between the end of the financial year and the date of this report any item, transaction or event of a material and unusual nature likely, in the opinion of the Directors of the Company, to effect significantly the operations of the Company, the results of those operations, or the state of affairs of the Company in future financial years.

**Note 31. Australian equivalents to International Financial Reporting Standards**

As stated in significant accounting policies note 1 (a), these are the Company's first financial statements prepared in accordance with AIFRSs.

The policies set out in the significant accounting policies section of this report have been applied in preparing the financial statements for the year ended 31 December 2005, the comparative information presented in these financial statements for the year ended 31 December 2004 and in the preparation of an opening AIFRS Balance Sheet at 1 January 2004 (the Company's date of transition).

In preparing its opening AIFRS Balance Sheet, the Company has adjusted amounts reported previously in financial statements prepared in accordance with its old basis of accounting (previous GAAP). An explanation of how the transition from previous GAAP to AIFRSs has affected the Company's financial position, financial performance and cash flows is set out in the following tables and the notes that accompany the tables.

**Reconciliation of equity**

	Previous GAAP to AIFRSs	Effect of transition	AIFRSs	Previous GAAP to AIFRSs	Effect of transition	AIFRSs
		1-Jan-04			31-Dec-04	
In thousands of AUD						
<b>Assets</b>						
Cash and cash equivalents	82,214	-	82,214	35,303	-	35,303
Trade and other receivables	22,149	-	22,149	3,275	-	3,275
Inventories	280	-	280	214	-	214
Property, plant and equipment	-	-	-	2,537	-	2,537
Other assets	94	-	94	145	-	145
<b>Total current assets</b>	<b>104,737</b>	<b>-</b>	<b>104,737</b>	<b>41,474</b>	<b>-</b>	<b>41,474</b>
Receivables	441	-	441	367	-	367
Property, plant and equipment	4,506	-	4,506	1,417	-	1,417
Intangible assets	71	-	171	120	-	120
<b>Total non-current assets</b>	<b>5,118</b>	<b>-</b>	<b>5,118</b>	<b>1,904</b>	<b>-</b>	<b>1,904</b>
<b>Total assets</b>	<b>109,855</b>	<b>-</b>	<b>109,855</b>	<b>43,378</b>	<b>-</b>	<b>43,378</b>
<b>Liabilities</b>						
Trade and other payables	70,070	-	70,070	8,494	-	8,494
Interest-bearing liabilities	274	-	274	241	-	241
Deferred revenue	308	-	308	597	-	597
Provisions	1,281	-	1,281	938	-	938
<b>Total current liabilities</b>	<b>71,933</b>	<b>-</b>	<b>71,933</b>	<b>10,270</b>	<b>-</b>	<b>10,270</b>
Interest-bearing liabilities	447	-	447	258	-	258
Deferred revenue	1,645	-	1,645	1,363	-	1,363
Provisions	190	-	190	210	-	210
<b>Total non-current liabilities</b>	<b>2,282</b>	<b>-</b>	<b>2,282</b>	<b>1,831</b>	<b>-</b>	<b>1,831</b>
<b>Total liabilities</b>	<b>74,215</b>	<b>-</b>	<b>74,215</b>	<b>12,101</b>	<b>-</b>	<b>12,101</b>
<b>Net assets</b>	<b>35,640</b>	<b>-</b>	<b>35,640</b>	<b>31,277</b>	<b>-</b>	<b>31,277</b>
<b>Equity</b>						
Reserves	1,765	-	1,765	1,765	-	1,765
Retained earnings	33,875	-	33,875	29,512	-	29,512
<b>Total equity</b>	<b>35,640</b>	<b>-</b>	<b>35,640</b>	<b>31,277</b>	<b>-</b>	<b>31,277</b>

**Explanation of transition to AIFRSs**

As set out in note 2, a change in accounting policy occurred effective 1 January 2005 for the application of AASB 132 and AASB 139. This impact is not shown in the table above.

**Reconciliation of Surplus**

There are no material differences between the surplus presented under AIFRS and the surplus presented under previous GAAP.

**Reconciliation of Cashflow Statement**

There are no material differences between the Cashflow Statement presented under AIFRS and the cash flow statement presented under previous GAAP.

**Directors' Declaration**

In the opinion of the Directors of Australian Rugby Union Limited:

- a) The financial statements and notes, set out on pages 88 to 103 are in accordance with the Corporations Act 2001, including:
- (i) giving a true and fair view of the financial position of the Company as at 31 December 2005 and of its performance, as represented by the results of its operations and its cash flows, for the year ended on that date; and
  - (ii) complying with Accounting Standards and the Corporations Regulations 2001; and
- b) There are reasonable grounds to believe that the Company will be able to pay its debts as and when they become due and payable.

By order of the Board



R Graham  
Director



G Flowers  
Director

Melbourne  
17 March 2006

**Independent audit report to the members of Australian Rugby Union Limited****Scope****The financial report and Directors' responsibility**

The financial report comprises of the Income Statement, Statement of Recognised Income and Expense, Balance Sheet, Cashflow Statement, accompanying notes 1 to 31 to the financial statements, and the Directors' Declaration set out on page 104 for the Australian Rugby Union Limited, for the year ended 31 December 2005.

The Directors of the Company are responsible for the preparation and true and fair presentation of the financial report in accordance with the Corporations Act 2001. This includes responsibility for the maintenance of adequate accounting records and internal controls that are designed to prevent and detect fraud and error, and for the accounting policies and accounting estimates inherent in the financial report. The Directors are also responsible for preparing the relevant reconciling information regarding the adjustments required under the Australian Accounting Standard AASB 1 First-time Adoption of Australian equivalents to International Financial Reporting Standards.

**Audit approach**

We conducted an independent audit in order to express an opinion to the members of the Company. Our audit was conducted in accordance with Australian Auditing Standards in order to provide reasonable assurance as to whether the financial report is free of material misstatement. The nature of an audit is influenced by factors such as the use of professional judgement, selective testing, the inherent limitations of internal control, and the availability of persuasive rather than conclusive evidence. Therefore, an audit cannot guarantee that all material misstatements have been detected.

We performed procedures to assess whether in all material respects the financial report presents fairly, in accordance with the Corporations Act 2001, Australian Accounting Standards and other mandatory financial reporting requirements in Australia, a view which is consistent with our understanding of the Company's financial position, of their performance as represented by the results of their operations and cash flows.

We formed our audit opinion on the basis of these procedures, which included:

- examining, on a test basis, information to provide evidence supporting the amounts and disclosures in the financial report, and
- assessing the appropriateness of the accounting policies and disclosures used and the reasonableness of significant accounting estimates made by the Directors.

While we considered the effectiveness of management's internal controls over financial reporting when determining the nature and extent of our procedures, our audit was not designed to provide assurance on internal controls.

**Audit opinion**

In our opinion, the financial report of Australian Rugby Union Limited is in accordance with:

- (a) the Corporations Act 2001, including:
- (i) giving a true and fair view of the Company's financial position as at 31 December 2005 and of their performance for the year ended on that date; and
  - (ii) complying with Australian Accounting Standards and the Corporations Regulations 2001; and
- (b) other mandatory financial reporting requirements in Australia.



KPMG



Mark Epper  
Partner

17 March 2006

**PATRON**

His Excellency Major General Michael Jeffery AC CVO MC  
Governor-General of the Commonwealth of Australia

**PRESIDENT**

Mr CP Crittle (until 28 April 2005), Mr P McLean

**CHAIRMAN**

Mr RA Tuckey AM (until 28 April 2005), Mr D Kumar (until 8 December 2005), Mr R Graham

**VICE PRESIDENT**

Mr R Graham

**MANAGING DIRECTOR & CHIEF EXECUTIVE OFFICER**

Mr GM Flowers

**LIFE MEMBERS**

Mr JG Bain OAM, Mr CW Blunt BE\*, Mr EAN Byrne AM, Mr JD Brockhoff, Mr PL Harry, Mr AF Henry\*,  
Mr LJ Howard OAM, Mr JH Lord MBE\*, Mr RW Meagher, Dr J Moulton OAM, Mr GW Ramsden\*,  
Sir N Shehadie AC OBE, Mr RI Templeton MBE\*, Dr IR Vanderfield OBE

\* deceased

**ARU BOARD**

R Graham, W Barrett (resigned 28 April 2005), D Bree (resigned 28 April 2005), M Brown (appointed 28 April 2005), J Collins (resigned 28 April 2005), GM Flowers, T Hall, B Kehoe, D Kumar, P McGrath (appointed 28 April 2005), R Thomson (appointed 28 April 2005), RA Tuckey AM (resigned 28 April 2005) and D Usasz (appointed 28 April 2005).

**DELEGATES****Australian Capital Territory**

Mr S Hammond

**New South Wales**

Mr M Brown, Mr L Maher, Mr A Petersen, Mr I Ross, Mr B Shields

**Northern Territory**

Mr V Kelly

**Queensland**

Mr D Crombie, Mr D Crowley, Mr R Williams

**South Australia**

Mr M von Berg MC

**Tasmania**

Mr T Kube

**Victoria**

Mr W Gillies

**Western Australia**

Mr G Stooke OAM



## **NON VOTING DELEGATES**

**Australian Barbarians Rugby Union**  
Mr K Wright

**Australian Junior Rugby Football Union**  
Mr M Brown

**Australian Schools Rugby Football Union**  
Brother RJ Wallace AM

**Australian Services Rugby Union**  
Commodore Kevin Taylor

**Australian Universities Rugby Union**  
Mr L Sampson

**Classic Wallabies**  
Mr G Pearse

**New South Wales Country Rugby Union**  
Mr L Maher

## **iRB REPRESENTATIVES**

Mr D Kumar (until 8 December 2005), Mr R Graham, Mr GM Flowers

## **SANZAR Representatives**

Mr D Kumar (until 8 December 2005), Mr P McGrath, Mr GM Flowers

## **SOLICITORS**

Freehills  
Peter Maxwell & Associates (trade marks)

## **AUDITORS**

KPMG

Paul Collins 1916 - 2005



Paul Collins was a renowned fly half and Australia's second oldest living Test player when he passed away on 26 December 2005, aged 89.

He began his rugby career at Barker College in Sydney, and went on to play 71 first grade club matches with four Sydney clubs (West, Easts, Norths and Gordon) and six representative games for New South Wales, after making his debut for the State in 1937. In that same year, at the age of 22, he made his international debut at the Sydney Cricket Ground, against the visiting Springboks.

In 1938 the official rugby news magazine wrote about him "from his early school days he gave every indication he would become a footballer of renown". He was described as "a perfect handler, who practically takes and passes the ball in one action" with "a lot of flair in attack".

Collins played two more Tests for Australia, both in 1938 and both against New Zealand, and the following year was a member of the Wallaby Tour to Great Britain.

His last Test in 1938 was also the last Test played by Australia until 1946 when the war was over. The 1939 Wallaby Tour of the United Kingdom of which Collins was a member, was cancelled when war was declared the day after the team arrived in England.


One of the most influential administrators in the game, John Dedrick OAM, passed away on 10 November 2005.

Appointed as Secretary of the ARU in 1976 and as the organisation's inaugural Executive Director in 1981, Dedrick was most well-known for his instrumental role in ensuring Rugby's financial future in the amateur era, through the negotiation of several landmark sponsorship deals; in bringing about law changes to enhance safety for junior players, and in securing Australia's place as co-host of the inaugural Rugby World Cup in 1987.

A life member of the NSW Rugby Union Referees Association, he refereed more than 200 first-grade matches, and countless schoolboy and international matches over a 30-year period.

Despite battling a serious illness for some time, John always made a special effort to attend Rugby events, including watching the Australian Schoolboys take on the visiting Japanese Schools in his final months.

John Dedrick was awarded the Medal of the Order of Australia for services to Rugby Union, the same year he resigned from the ARU, 1988, after 13 years of devoted duty.



John Dedrick 1928 - 2005

Eddie Stapleton 1931 - 2005



Hailed as one of Australian Rugby's greatest wingers, Eddie Stapleton played 16 Tests for Australia and 13 matches for NSW between 1951 and 1958.

Southern Districts born and bred, the powerful attacking winger made his first grade debut for St George in 1949 and went on to play 236 first grade matches for the club, including captaining the team to their only premiership win in 1957.

Stapleton's NSW debut came in 1951 and his Wallaby debut the same year, in a three Test series against the All Blacks.

He made his name as a world-class winger on tour in South Africa in 1953, playing in all four Tests and, in the second Test, scoring a try and a conversion, and setting up the winning try that ended South Africa's 15-year undefeated run against Australia.

Stapleton went on to become the 613th All Black, when, in 1960, he played against Queensland for an injury depleted New Zealand side en route to South Africa.

Post retirement, he chaired the committee that oversaw the merger of the St George and Port Hacking clubs into the Southern Districts Rugby Union, later becoming a life member of the St George, Burranear and Southern Districts Rugby Union Clubs.

Eddie Stapleton passed away on 13 November 2005, aged 74.

Dual rugby/cricket international Alan Walker was an immensely talented athlete who played 10 Rugby matches for New South Wales and five Tests for Australia, before being selected in the Australian cricket team.

Walker earned selection for NSW in 1947, after replacing Trevor Allen in the Sydney 1st XV and won his first Test cap in the Bledisloe Cup match in Brisbane the same year.

His performances earned him a spot on the 1947-48 tour of Britain and France, where he played 21 tour matches as well as Tests against England and France. He was the top try scorer on that tour with 19 tries, including a dazzling try against England that ended up in diagrams in match programmes and books for years to come.

Walker played two Tests against the visiting British Lions in 1950, before concentrating his efforts on becoming an international cricketer, touring South Africa with Lindsay Hassett's Australian team in 1949-50.

He was retrospectively presented with his Wallaby Test cap in 2002, at the inaugural John Eales Medal dinner, and passed away three years later, on 19 June 2005.



Alan Walker 1926 - 2005



