

WOLFEPACK



2011 NC STATE FOOTBALL



2011

NC STATE WOLFPACK FOOTBALL

TABLE OF CONTENTS

2011 WOLFPACK SQUAD

General Info	2
Preseason Organizational Chart	3
2011 Roster	4
Player Bios	6

COACHING STAFF

Head Coach Tom O'Brien.....	33
Assistant Coaches.....	36
Support Staff.....	42

2010 IN REVIEW

Statistics	44
Game-by-Game Starters.....	46
Game-by-Game Team Stats.....	47
Game-by-Game Individual Stats.....	48
Participation.....	49

THE RECORD BOOK

Individual.....	50
Team Highs & Lows.....	52
Rushing.....	54
Passing.....	56
Receiving.....	59
Punting.....	61
Total Offense/All-Purpose.....	62
Scoring.....	64
Defensive.....	66
Returns.....	68
By Class.....	69
Single Season Team.....	75
Single Game Team.....	77
Single Game Opponents.....	79
Carter-Finley Stadium.....	81
Longest Plays.....	82
ACC Statistical Leaders.....	83
Bowl Records.....	85

THE HISTORY BOOK

Wolfpack Timeline.....	87
Traditions & Tidbits.....	91
Retired Jerseys.....	93
All-Americans.....	95
ACC Honors.....	99
Academic Honors.....	101
Team Honors.....	103
National Honors.....	105
In the AP Poll.....	106
All-Time Assistant Coaches.....	107
Letterwinners.....	108
Vs. All Competition.....	111
Yearly Leaders.....	112
Yearly Records.....	116
Yearly Team Stats.....	118
All-Time Results.....	121
Pack in the NFL.....	127
The Last Time It Happened.....	130

2011 SEASON/ADMINISTRATION

Opponents/Series Records.....	131
Chancellor.....	134
Director of Athletics.....	135
Media Information.....	136

2011 WOLFPACK SCHEDULE

Sept. 3	LIBERTY (ESPN3)	6 p.m.
Sept. 10	at Wake Forest (RSN)	3:30 p.m.
Sept. 17	SOUTH ALABAMA (ESPN3)	6 p.m.
Sept. 22 (Thurs.)	at Cincinnati (ESPN)	8 p.m.
Oct. 1	GEORGIA TECH	TBA
Oct. 8	CENTRAL MICHIGAN	TBA
Oct. 15	OPEN	
Oct. 22	at Virginia	TBA
Oct. 29	at Florida State	TBA
Nov. 5	NORTH CAROLINA	TBA
Nov. 12	at Boston College	TBA
Nov. 19	CLEMSON	TBA
Nov. 26	MARYLAND	TBA

Photo Credits: Larry French, Gene Galin, Peyton Williams, Eric Wilson. aerial photograph by Robert Evans, aapnc.com, Various NFL teams, Scott McBurney and Slim Vollinger of the ACC Office, Jeff Reeves, Ken Martin, Mark Houde (Carolina Sports, Inc.), Roger Winstead, Jim Moriarty, Grant Halverson, Raleigh News & Observer, Getty Images.



2011 QUICK FACTS

NC STATE UNIVERSITY

City/Zip	Raleigh, NC 27695
Founded	1887
Enrollment	33,815
Nickname	Wolfpack
Colors	Red (PMS-186) and White
Conference	Atlantic Coast Conference
President	Dr. Randy Woodson
Athletics Director	Deborah A. Yow

CARTER-FINLEY STADIUM

Field	Wayne Day Family Field
Surface	Natural Grass
Capacity	57,583
Press Box	Vaughn Towers

WOLFPACK FOOTBALL HISTORY

First year of football	1892
All-time record	543-531-55
All-time bowl record	13-11-1
Years in postseason play	25
Last postseason app.	2010 Champs Sports Bowl
Result	NC State 23, ^{22/21} West Virginia 7

MEDIA RELATIONS

SID Office Phone	(919) 515-2102
Fax	(919) 515-3624
Media Relations Director	Annabelle Myers
Cell Phone	(919) 819-8302
E-mail	annabelle_myers@ncsu.edu
Asst. Football Contact	Brandon Yopp
Cell Phone	(919) 819-1826
E-Mail	brandon_yopp@ncsu.edu
Press Box phone	(919) 515-3393
Mailing Address	PO Box 8502 Raleigh, NC 27695-8502
Overnight Address	Weisiger-Brown Building Rm. 2133 Raleigh, NC 27695

COACHING STAFF

Head Coach	Tom O'Brien
Alma Mater	Navy '71
Record at school (yrs)	25-25 (4 years)
Career Record	100-70 (14 years)
Football office phone	(919) 515-2114
Best time to reach coach	Through Media Relations Office

Assistant Coaches (Alma Mater)

Off. Coord./QB/WR:	Dana Bible (Cincinnati '76)
Offensive Line:	Jim Bridge (Wittenberg '92)
Running Backs:	Everette Sands (The Citadel '93)
Tight Ends:	Don Horton (Wittenberg '82)
Rec. Coord./Spec. Tms:	Jerry Petercuskie (Bost. Coll '75)
Defensive Coordinator:	Mike Archer (Miami '76)
Defensive Backs:	Mike Reed (Boston College '94)

Linebackers:	Jon Tenuta (Virginia '82)
Defensive Line:	Keith Willis (Northeastern '88)
Strength/Conditioning:	Todd Rice (Wisc-Platteville '87)
Dir. of FB Operations:	Joe Pate
Asst. AD for FB Ops:	Kit Hughes
Dir. of HS Relations:	Chad Jamison

TEAM INFORMATION

2010 Overall record	9-4
Conference record/finish	5-3/T2nd in Atlantic Div)

	Off	Def	ST	Tot
Letterwinners Returning	14	15	0	29
Letterwinners Lost	8	6	5	19
Starters Returning	6	8	0	14
Starters Lost	5	3	2	10

Returning Starters

Offense (6)	Defense (8)
Zach Allen (OG)	Terrell Manning (LB)
R.J. Mattes (OT)	Audie Cole (LB)
Camden Wentz (C)	Jeff Rieskamp (DE)
George Bryan (TE)	J.R. Sweezy (DT)
James Washington (HB)	David Amerson (CB)
Taylor Spencer (FB)	C.J. Wilson (CB)
	Brandan Bishop (S)
	Earl Wolff (S)

Starters Lost

Offense (5)	Defense (3)
Jake Vermiglio (OT)	David Akinniyi (DE)
*Andrew Wallace (OG)	Natanu Mageo (DT)
Russell Wilson (QB)	Nate Irving (LB)
Owen Spencer (WR)	
Jarvis Williams (WR)	

* Wallace is still on roster, but could miss most of the season due to injury.





ORGANIZATIONAL CHART

OFFENSE

Pos.	No.	Player	Ht.	Wt.	Cl.
LT	79	R.J. Mattes	6-6	303	Jr.
	74	Tyson Chandler	6-6	340	*Fr.
LG	62	Duran Christophe	6-6	287	*So.
	73	Andy Jomantas	6-7	260	*Fr.
C	53	Camden Wentz	6-3	296	Jr.
	67	Wayne Crawford	6-3	303	*Sr.
RG	72	Zach Allen	6-3	322	*Jr.
	67	Wayne Crawford	6-3	303	*Sr.
RT	76	Mikel Overgaard	6-6	289	*Sr.
	78	Rob Crisp	6-7	312	So.
TE	84	George Bryan	6-5	265	*Sr.
	87	Mario Carter	6-4	262	*Jr.
QB	8	Mike Glennon	6-6	225	*Jr.
	12	Tyler Brosius	6-3	233	*Fr.
HB	24	James Washington	6-0	180	Jr.
	3	Curtis Underwood	5-11	220	*Sr.
FB	47	Taylor Gentry	6-2	250	Sr.
	49	Tyler Purvis	6-3	220	So.
WR	86	Jay Smith	6-2	206	*Sr.
	85	Steven Howard	6-2	200	*Sr.
WR	6	T.J. Graham	6-0	180	Sr.
	4	Tobais Palmer	5-11	175	*Jr.

DEFENSE

Pos.	No.	Player	Ht.	Wt.	Cl.
DE	98	McKay Frandsden	6-3	255	Jr.
	92	Darryl Cato-Bishop	6-4	281	*So.
DT	91	Markus Kuhn	6-4	303	*Sr.
	55	Brian Slay	6-3	290	Jr.
DT	52	J.R. Sweezy	6-5	293	*Sr.
	69	Thomas Teal	6-2	315	*Fr.
SE	99	Jeff Rieskamp	6-3	245	*Sr.
	95	Art Norman	6-1	225	*Fr.
SLB	31	D.J. Green	6-4	214	So.
	34	Rickey Dowdy	6-2	240	*So.
MLB	42	Audie Cole	6-5	239	*Sr.
	7	Sterling Lucas	6-2	238	Sr.
WLB	35	Terrell Manning	6-3	224	*Jr.
	41	Dwayne Maddox	6-2	234	Sr.

FC	1	David Amerson	6-3	185	So.
	20	C.J. Wilson	5-11	179	*Jr.
FS	30	Brandan Bishop	6-2	210	Jr.
	25	Dontae Johnson	6-3	184	So.
BS	27	Earl Wolff	6-0	201	*Jr.
	29	Dean Haynes	5-11	199	*So.
BC	14	Jarvis Byrd	5-11	180	*So.
	28	Justin Byers	6-0	183	*Sr.

* - Indicates redshirted one season

SPECIAL TEAMS

Pos.	No.	Player	Ht.	Wt.	Cl.
PK	32	Niklas Sade	6-3	190	Fr.
	48	J. Ellis Flint	5-10	173	Sr.
P	36	Wil Baumann	6-4	190	Fr.
	48	J. Ellis Flint	5-10	173	Sr.
LS	57	Scott Thompson	6-0	220	Fr.
KOR	6	T.J. Graham	6-0	180	Sr.
	4	Tobais Palmer	5-11	175	*Jr.
PR	6	T.J. Graham	6-0	180	Sr.
	2	Rashard Smith	5-11	176	*So.

* - Indicates redshirted one season





NC STATE WOLFPACK FOOTBALL

2011 ROSTERS

ALPHABETICAL ROSTER

No.	Name	Pos.	Ht.	Wt.	Cl.	Exp.	Hometown (Last School)
72	Zach Allen	OG	6-3	322	*Jr.	1VL	Tifton, Ga. (Tift County)
1	David Amerson	CB	6-3	185	So.	1VL	Greensboro, N.C. (Dudley)
10	Ben Areno	HB	5-9	205	*Sr.	SQ	Greensboro, N.C. (SE Guilford)
9	Brandon Barnes	HB	6-0	209	*Jr.	SQ	Bunn, N.C. (Bunn)
71	Alex Barr	OL	6-7	302	Fr.	HS	Fayetteville, Ga. (Starr's Mill)
36	Wil Baumann	P	6-4	190	Fr.	HS	Wilmington, N.C. (Hoggard)
30	Brandan Bishop	S	6-2	210	Jr.	1VL	Boca Raton, Fla. (Boca Raton)
50	Torian Box	OG	6-3	295	*Fr.	RS	College Park, Ga. (N. Clayton)
12	Tyler Brosius	QB	6-3	233	*Fr.	RS	Waynesville, N.C. (Tuscola)
89	Benson Browne	TE	6-5	240	Fr.	HS	Cincinnati, Ohio (Walnut Hills)
84	George Bryan	TE	6-5	265	*Sr.	3VL	Castle Hayne, N.C. (New Hanover)
58	Evan Bumgarner	OL	6-4	300	Fr.	HS	Lenoir, N.C. (S. Caldwell)
48	Dillon Burdette	LB	6-2	230	Fr.	HS	Harrisburg, N.C. (Hickory Ridge, N.C.)
11	Juston Burriss	DB	6-1	185	Fr.	HS	Raleigh, N.C. (Broughton)
37	Tyrell Burriss	DB	5-11	185	Fr.	HS	Daytona Beach, Fla. (Mainland)
28	Justin Byers	CB	6-0	183	*Sr.	3VL	Charlotte, N.C. (Vance)
14	Jarvis Byrd	CB	5-11	180	*So.	RS	Pahokee, Fla. (Pahokee)
87	Mario Carter	TE	6-4	262	*Jr.	SQ	Pittsburgh, Pa. (Independence)
92	Darryl Cato-Bishop	DE	6-4	281	*So.	1VL	Groton, Mass. (Lawrence Academy)
74	Tyson Chandler	OT	6-6	340	*Fr.	RS	N. Plainfield, N.J. (N. Plainfield/Fork Union)
43	Ryan Cheek	LB	6-1	244	*So.	SQ	Lancaster, Ohio (Lancaster)
62	Duran Christophe	OG	6-6	287	*So.	SQ	New Orleans, La. (Woodstock)
42	Audie Cole	LB	6-5	239	*Sr.	3VL	Monroe, Mich. (Monroe)
10	Donald Coleman	S	6-0	195	*So.	SQ	Detroit, Mich. (The Hun School)
68	Myers Colvin	OL	6-5	300	Fr.	HS	Fayetteville, N.C. (Smith)
33	Roderick Cox	DB	6-0	195	Jr.	HS	New Bern, N.C. (West Craven)
96	Sylvester Crawford	DE	6-4	240	*So.	SQ	Charlotte, N.C. (Northside Christian Acad.)
67	Wayne Crawford	C	6-3	303	*Gr.	SQ	Philadelphia, Pa. (Chestnut Hill Acad.)
26	Anthony Creecy	HB	6-0	196	*Fr.	RS	Durham, N.C. (Southern)
78	Rob Crisp	OT	6-7	312	So.	SQ	Raleigh, N.C. (Athens Drive)
34	Rickey Dowdy	LB	6-2	240	*So.	SQ	High Point, N.C. (High Point)
32	Justin Dupree	WR	5-8	170	Jr.	HS	Pinetops, N.C. (SW Edgecombe)
68	Carl Escriva	DE	6-4	240	Jr.	SQ	Macedon, N.Y. (Cirillo)
65	A.J. Ferguson	DE	6-3	279	So.	SQ	Southport, N.C. (S. Brunswick)
48	J. Ellis Flint	PK	5-10	173	Sr.	SQ	Amsterdam, N.Y. (Amsterdam/Hofstra)
13	Hakeem Flowers	WR	6-3	182	Fr.	HS	Simpsonville, S.C. (Hampton)
48	Calvin Forbes	LB	6-1	235	Sr.	HS	Mastic Beach, N.Y. (Floyd)
98	McKay Frandsen	DE	6-3	255	Jr.	JC	American Fork, Utah (Snow College)
46	Rob Fronk	FB	6-4	220	So.	HS	Apex, N.C. (Apex/Hargrave)
47	Taylor Gentry	FB	6-2	250	Sr.	3VL	Raleigh, N.C. (Leesville Road)
49	Zach Gentry	LB	6-0	204	Jr.	1VL	Raleigh, N.C. (Leesville Road)
8	Mike Glennon	QB	6-6	225	*Jr.	1VL	Centreville, Va. (Westfield)
6	T.J. Graham	WR	6-0	180	Sr.	3VL	Raleigh, N.C. (Wakefield)
22	Gary Grant	CB	6-0	186	*Jr.	1VL	Miami, Fla. (Krop)
70	Carlos Gray	DT	6-4	321	Fr.	HS	Pinson, Ala. (Oak Ridge)
31	D.J. Green	LB	6-4	214	So.	1VL	Macon, Ga. (Westside)
33	Mustafa Greene	HB	6-0	201	So.	1VL	Irmo, S.C. (Irmo)
66	Taylor Griswold	OL	6-1	290	Fr.	HS	Zebulon, N.C. (East Wake)
44	Milton Hall	DB	5-9	181	So.	HS	Burlington, N.C. (Williams)
29	Dean Haynes	S	5-11	199	*So.	1VL	Tunnell Hill, Ga. (NW Whitfield County)
85	Steven Howard	WR	6-2	200	*Gr.	SQ	Charlotte, N.C. (Olympic)
43	David Hyde	FB	6-0	215	Sr.	SQ	Cary, N.C. (Green Hope)
14	Daniel Imhoff	QB	6-0	202	*Gr.	SQ	Sanford, N.C. (Lee County)
25	Dontae Johnson	S	6-3	184	So.	1VL	Pennington, N.J. (Pennington Prep)

NUMERICAL ROSTER

No.	Name	Pos.
1	David Amerson	CB
2	Rashard Smith	CB
3	Curtis Underwood	HB
4	Tobais Palmer	WR
5	Rodman Noel	DB
6	T.J. Graham	WR
7	Sterling Lucas	LB
8	Mike Glennon	QB
9	Brandon Barnes	HB
10	Donald Coleman	S
10	Ben Areno	WR
11	Juston Burriss	DB
12	Tyler Brosius	QB
13	Hakeem Flowers	WR
14	Jarvis Byrd	CB
14	Daniel Imhoff	QB
15	Brian Taylor	QB
19	Jesse Riley	DB
19	Maurice Morgan	DB
19	Chaz McQueen	WR
20	C.J. Wilson	CB
21	Everett Proctor	WR
22	Gary Grant	CB
24	Shane O'Toole	DB
24	James Washington	HB
24	Josh Stanley	DB
25	Dontae Johnson	S
26	Anthony Creecy	HB
26	J.T. Zdanek	LB
27	Earl Wolff	S
28	Justin Byers	CB
28	Rodney Pettus	WR
29	Dean Haynes	S
30	Brandan Bishop	S
31	D.J. Green	LB
32	Niklas Sade	PK
32	Justin Dupree	WR
33	Mustafa Greene	HB
33	Roderick Cox	DB
34	Rickey Dowdy	LB
35	Terrell Manning	LB
36	Wil Baumann	P
36	Travis Leggett	HB
37	Tyrell Burriss	DB
38	Hakim Jones	DB
39	Brandon Pittman	LB
41	Dwayne Maddox	LB
42	Audie Cole	LB
43	Ryan Cheek	LB
43	David Hyde	FB
44	Logan Winkles	FB
44	Milton Hall	DB
45	Michael Peek	LB
46	Rob Fronk	FB

2011 WOLFPACK SQUAD



2011 NC STATE WOLFPACK FOOTBALL

2011 ROSTERS

73	Andy Jomantas	OG	6-7	260	*Fr.	RS	Dayton, Ohio (Chaminade-Julienne)	46	Zach Powell	DB
38	Hakim Jones	DB	6-2	190	Fr.	HS	Henderson, N.C. (Southern Vance)	47	Taylor Gentry	FB
58	Jacob Kahut	DT	6-4	245	Jr.	SQ	Wake Forest, N.C. (Wake Forest/Rolesville)	48	Ellis Flint	PK
91	Markus Kuhn	DT	6-4	303	*Gr.	2VL	Weinheim, Germany (Weinheim)	48	Calvin Forbes	LB
36	Travis Leggett	HB	5-11	217	Sr.	SQ	Chadbourn, N.C. (West Columbus)	48	Dillon Burdette	LB
7	Sterling Lucas	LB	6-2	238	Sr.	2VL	Orangeburg, S.C. (Wilkinson)	49	Zach Gentry	LB
41	Dwayne Maddox	LB	6-2	234	Sr.	2VL	Shelby, N.C. (Crest)	49	Tyler Purvis	FB
4	Dave Mann	DE	6-3	230	Fr.	HS	Fairburn, Ga. (Lithonia)	50	Torian Box	OG
35	Terrell Manning	LB	6-3	224	*Jr.	2VL	Laurinburg, N.C. (Scotland Co.)	52	J.R. Sweezy	DT
79	R.J. Mattes	OG/OT	6-6	303	*Jr.	2VL	Concord, N.C. (Robinson)	53	Camden Wentz	C
75	Ty McGill	DT	6-1	290	Fr.	HS	Jesup, Ga. (Wayne County)	54	Joe Thuney	OL
19	Chaz McQueen	WR	6-3	200	*Sr.	SQ	Cary, N.C. (Ravenscroft)	55	Brian Slay	DT
19	Maurice Morgan	DB	6-2	215	Fr.	HS	LaGrange, Ga. (N. Lenoir)	57	Scott Thompson	LS
5	Rodman Noel	DB	6-3	206	Fr.	HS	Everett, Mass. (Millford Acad.)	58	Jacob Kahut	DT
95	Art Norman	DE	6-1	225	*Fr.	RS	Stone Mountain, Ga. (Chamblee)	58	Evan Bumgarner	OL
24	Shane O'Toole	DB	6-0	197	So.	HS	Downington, Pa. (Downington West)	59	Shane Rudd	LS
76	Mikel Overgaard	OT	6-6	289	*Sr.	1VL	Weiser, Idaho (Weiser/Snow College)	60	Garrison Pollock	OL
4	Tobais Palmer	WR	5-11	175	*Jr.	RS	Pittsboro, N.C. (Northwood/Ga. Military)	61	Keegan Ray	DE
88	Quintin Payton	WR	6-4	203	*So.	SQ	Anderson, S.C. (T.L. Hanna)	61	Seth Pivarnik	OG
45	Michael Peek	LB	6-2	215	Fr.	HS	Grayson, Ga. (Grayson)	62	Duran Christophe	OG
11	Rodney Pettus	WR	6-1	180	So.	SQ	Charlotte, N.C. (Mallard Creek)	64	Andrew Wallace	OG
39	Brandon Pittman	LB	6-3	212	Fr.	HS	Raleigh, N.C. (Leesville Road)	65	A.J. Ferguson	DE
61	Seth Pivarnik	OG	6-3	295	Jr.	SQ	Gloucester, Va. (Gloucester)	66	Taylor Griswold	OL
60	Garrison Pollock	OL	6-0	255	So.	HS	Winston-Salem, N.C. (Forsyth Country Day)	66	James Swindell	DE
46	Zach Powell	DB	5-11	194	*Sr.	SQ	Fuquay-Varina, N.C. (Fuquay-Varina)	67	Wayne Crawford	C
21	Everett Proctor	WR	6-2	219	*So.	SQ	Fayetteville, N.C. (Jack Britt)	68	Carl Escrava	DE
49	Tyler Purvis	FB	6-3	220	So.	HS	Reinholds, Pa. (Lancaster Catholic)	68	Myers Colvin	OL
61	Keegan Ray	DE	6-4	220	Jr.	SQ	Chapel Hill, N.C. (Chapel Hill)	69	Thomas Teal	DT
93	Theo Rich	DE	6-3	225	*Fr.	RS	Portal, Ga. (Portal)	70	Carlos Gray	DT
99	Jeff Rieskamp	DE	6-3	245	*Sr.	2VL	Cincinnati, Ohio (Elder)	71	Alex Barr	OT
19	Jesse Riley	CB	5-11	188	So.	SQ	Leland, N.C. (N. Brunswick)	72	Zach Allen	OG
90	Mike Rose	DE	6-4	215	Fr.	HS	Simpsonville, S.C. (Hillcrest)	73	Andy Jomantas	OG
59	Shane Rudd	LS	6-3	220	Sr.	SQ	Mebane, N.C. (E. Alamance)	74	Tyson Chandler	OT
32	Niklas Sade	PK	6-3	190	Fr.	HS	Wake Forest, N.C. (Wakefield)	75	Ty McGill	DT
55	Brian Slay	DT	6-3	290	Jr.	1VL	Ashburn, Va. (Stone Bridge)	76	Mikel Overgaard	OT
86	Jay Smith	WR	6-2	209	*Sr.	2VL	Norfolk, Va. (Lake Taylor)	78	Rob Crisp	OT
2	Rashard Smith	CB	5-11	176	*So.	RS	Dublin, Ga. (Dublin)	79	R.J. Mattes	OG/OT
24	Josh Stanley	DB	6-0	190	Fr.	HS	Raleigh, N.C. (Leesville Road)	80	Bryan Underwood	WR
52	J.R. Sweezy	DT	6-5	293	*Sr.	2VL	Mooresville, N.C. (Mooresville)	82	Asa Watson	TE
97	James Swindell	DE	6-4	244	Jr.	HS	High Point, N.C. (SW Guilford)	83	Anthony Talbert	TE
83	Anthony Talbert	TE	6-4	246	*So.	SQ	Cincinnati, Ohio (Winton Woods)	84	George Bryan	TE
15	Brian Taylor	QB	6-3	205	Fr.	HS	Lillington, N.C. (Harnett Central)	85	Steven Howard	WR
69	Thomas Teal	DT	6-2	315	*Fr.	RS	Bennettsville, S.C. (Marlboro Co.)	86	Jay Smith	WR
57	Scott Thompson	LS	6-0	220	Fr.	HS	Rancho Santa Margarita, Cal. (Trabuco Hills)	87	Mario Carter	TE
54	Joe Thuney	OL	6-5	250	Fr.	HS	Centerville, Ohio (Archbishop Alter)	88	Quintin Payton	WR
80	Bryan Underwood	WR	5-11	170	*Fr.	RS	University Heights, Ohio (Cleveland Heights)	89	Benson Browne	TE
3	Curtis Underwood, Jr.	HB	5-11	220	*Sr.	SQ	Lackawanna, N.Y. (Lackawanna)	90	Mike Rose	DE
64	Andrew Wallace	OG	6-5	304	*Jr.	2VL	Charlotte, N.C. (Olympic)	91	Markus Kuhn	DT
24	James Washington	HB	6-0	180	Jr.	1VL	Orlando, Fla. (Boone)	92	Darryl Cato-Bishop	DE
82	Asa Watson	TE	6-4	225	Jr.	1VL	Rock Hill, S.C. (Rock Hill)	93	Theo Rich	DE
53	Camden Wentz	C	6-3	296	Jr.	1VL	Marietta, Ga. (Lassiter)	94	Dave Mann	DE
97	Forrest West	DE	6-1	260	Jr.	TR	Canton, Conn. (Salisbury School/Colorado)	95	Art Norman	DE
20	C.J. Wilson	CB	5-11	179	*Jr.	2VL	Lincolnton, N.C. (Lincolnton)	96	Sylvester Crawford	DE
44	Logan Winkles	FB	6-1	240	*Fr.	SQ	Thomaston, Ga. (Upson Lee)	97	Forrest West	DE
27	Earl Wolff	S	6-0	201	*Jr.	2VL	Raeford, N.C. (Hoke County)	98	McKay Frandsen	DE
26	J.T. Zdanek	LB	6-0	220	Jr.	SQ	Chocowinity, N.C. (Clover Hill)	99	Jeff Rieskamp	DE

PLAYER BIOS



72 ZACH ALLEN
Offensive Guard
6-3 • 222 • RS-Junior
Tifton, Ga.
Tift County HS

In 2010: Had a solid performance in his first year as a starter, getting the nod at right guard in all 13 games ... Gave up just three sacks in 969 snaps ... That snap

total was the third-highest on the team ... Played 100 gradeable snaps at Maryland ... Posted the offensive line's highest grade in the season opener.

In 2009: Saw action in 11 games, playing both guard and tackle ... In for a season-high 35 snaps versus Murray State.

In 2008: Redshirted the season on the offensive line ... Was named the offensive scout team player-of-the-week for the Florida State game.

Prep: Played left tackle for Tift County HS under head coach Jay Walls ... Earned first-team all-state honors following his senior season ... Played in the Georgia North/South All-Star Classic ... Earned MVP honors at the Nike Training Camp in Athens, Ga. ... Named to the first-team all-state squad as a junior ... Named all-region as a junior ... Majoring in Africana studies.

2010 Allen Game by Game Stats

Opp.	Pl.	Sk
*WCU	62	0
*@ UCF	68	0
*Cin	72	0
*@ GT	74	0
*VT	82	0
*BC	79	1
*@ECU	84	0
*FSU	79	0
*@ Clem	68	1
*WF	55	1
*@ UNC	64	1
*@ Md.	100	0
*#WVU	82	0

- Champs Sports Bowl, Orlando, Fla.

Allen Career Stats

Year	GP-GS	Ply	Sk
2009	11-0	207	1
2010	13-13	969	3
Totals	24-13	1,176	4



1 DAVID AMERSON
Cornerback
6-3 • 185 • Sophomore
Greensboro, N.C.
Dudley HS

In 2010: Listed as the starter at the field corner position heading into fall camp, Tom O'Brien says he might have been the biggest surprise on the team last season ... Was one of just five true freshmen to start

a game for the Wolfpack last season, he got the nod at the boundary corner in nine contests ... Led the team in tackles in the win over Boston College with eight, he had seven stops in the win over Florida State and over West Virginia in the Champs Sports Bowl.

Prep: Ranked as the nation's No. 19 safety by Rivals.com ... Ranked as the sixth-best prospect in North Carolina by Rivals.com ... A SuperPrep All-American, that publication tabs him as the state's third-best player ... Participated in the Shrine Bowl following his senior season ... Named to the 2009 NCPreps.com 4A all-state football team ... Finished the year with 55 tackles and six interceptions ... Averaged 14 yards per punt return ... Spent most of his high school career at safety for coach Stephen Davis at Dudley High School ... Finished his junior season with 60 tackles and nine interceptions ... Enrolled in the First Year College.


2010 Amerson Game by Game Stats

Opp.	Pl.	Hit	Ast	Tot	TFL-Yd	Sk-Yds	QP	FC/FR	PBU
WCU	15	0	1	1					
@ UCF	7	1	0	1					
Cin	11	1	0	1					
@ GT	3	0	0	0					
*VT	66	3	2	5					
*BC	52	7	1	8					
*@ ECU	88	4	1	5					1
*FSU	67	5	2	7					
*@ Clem.	74	1	0	1					
*WF	51	2	2	4					
* @ UNC	71	5	0	5					
*@ Md.	68	4	1	5					
*#WVU	67	6	1	7					1/0

- Champs Sports Bowl, Orlando, Fla.

Amerson Career Stats

Year	GP-GS	Pl	Hit	Ast	Tot	PBU	INT	CF/RF
2010	13-9	640	39	11	50	1	0	1/0



9 BRANDON BARNES
Halfback
6-0 • 209 • RS-Junior
Bunn, Ga.
Bunn HS

In 2010: Dislocated his ankle in an April scrimmage and did not play in 2010.

In 2009: Saw limited action early in the season, his 19 carries in the win over Murray State tied as a season-high for a Wolfpack

player ... Ran for 52 yards and scored a TD in that contest, also pulling down an 18-yard reception.

In 2008: Redshirted the season.

Prep: Played running back, wide receiver, defensive back and returned kicks at Bunn HS for Coach David Howle ... Rated the No. 8 athlete in the nation by ESPN ... A four-star prospect and the No. 14 safety in the nation according to Scout.com ... Also ranked a four-star by Rivals.com ... Ranked as the No. 6 prospect in North Carolina by Rivals.com ... PrepStar ranked him as the No. 34 player in the nation ... Played in the inaugural Under Armor High School All-American Game ... Also played in the Shrine Bowl ... Recorded over 800 all-purpose yards and had 11 touchdowns his senior season while amassing 53 tackles and three interceptions on defense ... Tallied over 800 all-purpose yards and 12 touchdowns on offense as a junior ... Also collected 77 tackles and five interceptions that season, including two touchdowns from kick returns ... A communications major.

Barnes Career Stats

Year	GP-GS	PI	Att	Yds	TD	LG	Rec	Yds	TD	LG
2009	3-0	52	25	79	1	19	1	18	0	18



30 BRANDAN BISHOP
Safety
6-2 • 210 • Junior
Boca Raton, Fla.
Boca Raton HS

In 2010: An All-ACC nominee who was the season starter at field safety for the past two campaigns ... Team leader in interceptions with four, he pulled down a pair in the win over Boston College ... That was the highest INT total for a Pack player since 2005 ... Named the ACC Defensive Back of the Week for that contest ... Also picked off passes against Virginia Tech and against West Virginia in the Champs Sports Bowl ... Tallied a career high 10 tackles at Maryland ... Named to Phil Steele's third-team All-ACC midseason squad ... Made one of the biggest plays of the 2010 season at UCF ... With the Pack up seven and UCF driving with under a minute to play, he jarred the ball loose near the goal line on a completed pass and it was recovered at the 10.

In 2009: Named to the Sporting News ACC All-Freshman team ... Started eight games at safety, more than any other true freshman ... Tallied 41 stops for the season, 30 over the last five games ... Made two huge plays in the win over Pitt ... On 2nd-and-goal with the Panthers driving to tie, he

knocked the ball carrier for a one-yard loss and on 3rd-and-goal broke up a pass ... Registered seven tackles in the games versus Florida State, Clemson and Virginia Tech.

Prep: Safety who registered 108 tackles and five interceptions during his senior campaign at Boca Raton High School, where he played for Coach Eddie Giersbook... Returned one INT for a touchdown in 2008... Also caught 45 passes for 600 yards and eight touchdowns as a wide receiver... A first team all-conference selection in 2007... Also named to the Class 2A all-county squad in 2006... Named to the Prep Star All-Southeast region class of 2009 ... A business administration major.

2010 Bishop Game by Game Stats

Opp.	PI	Hit	Ast	Tot	TFL-Yd	Sk-Yds	QP	FC/FR	PBU	INT
*WCU	31	2	3	5						
*@ UCF	62	6	0	6				1/0	1	
*Cin	56	2	3	5						
*@ GT	67	3	3	6						
*VT	66	1	2	3						1-39
BC	48	0	3	3						2-15
*@ECU	30	4	1	5					1	
*FSU	65	2	2	4						
*@ Clem.	74	2	1	3					1	
*WF	51	3	2	5	1-0					
*@ UNC	67	3	1	4						
*@ Md.	66	7	3	10						
*#WVU	67	5	0	5						1-0

- Champs Sports Bowl, Orlando, Fla.

Bishop Career Stats

Year	GP-GS	PI	Hit	Ast	Tot	TFL-YD	PBU	CF/RF	INT
2009	11-8	354	32	9	41	1-1	2	0/0	0-0
2010	13-12	750	40	24	64	1-0	3	1/0	4-54
Totals	24-20	1,104	72	33	105	2-1	5	1/0	4-54



50 TORIAN BOX
Offensive Guard
6-3 • 295 • RS - Freshman
College Park, Ga.
North Clayton HS

In 2010: Redshirted the season.

Prep: Played both tackle positions and center for coach Rodney Hackney at North Clayton High School ... Considered the 15th-best center

in the country by Rivals.com ... Named all-county and all-region as a junior and senior ... A PrepStar All-Region choice ... Started at right tackle as a junior before moving to play center as a senior ... Also played basketball ... Enrolled in the First Year College.



12 TYLER BROSIOUS
Quarterback
6-3 • 233 • RS - Freshman
Waynesville, N.C.
Tuscola HS

In 2010: Redshirted the season.

Prep: Started at quarterback for coach Donnie Kiefer at Tuscola High School ... Invited to

the Shrine Bowl after his senior season ... Rated the No. 29 quarterback in the country by Rivals.com ... Named to the 2009 NCPreps.com 3A all-state football team ... Finished career as western North Carolina's career passing leader with 7,895 yards ... Threw for 3,454 yards and 34 touchdowns his senior year... Passed for 2,437 yards and 27 touchdowns as a junior ... Tuscola posted a combined 23-4-1 record his final two years ... Enrolled in the First Year College.



84 GEORGE BRYAN
Tight End
6-5 • 265 • RS - Senior
Castle Hayne, N.C.
New Hanover HS

In 2011: A preseason second-team All-America pick by Lindy's, that publication also named him to its first-team preseason all-conference team ... Also a first-team preseason all-league choice by Blue Ribbon ...

Named to the preseason 'watch' list for the Mackey Award for the third-straight year.

In 2010: First-team All-ACC performer for the second straight year ... A semifinalist for the 2010 Mackey Award ... Tied for ninth in school history with 13 career touchdown receptions, the highest mark among returning players ... Ranked third on the team in receiving with 35 catches for 369 yards ... Pulled down the longest catch of his career, a 37-yarder, in the win over Boston College ... A first-team preseason all-conference choice according to Phil Steele's College Preview ... An honorable mention preseason All-American according to Consensus Draft Services ... Preseason favorite to win the 2010 College Football Performance TE Trophy ... Only the third tight end in school history to earn first-team All-ACC honors and the only one to do so twice ... Earned the team's Bo Rein Award, given to the players who "makes a vital contribution in an unsung role."

In 2009: Named a first-team All-ACC performer after leading all league tight ends in receptions ... The Wolfpack's second-leading receiver with 40 catches, he led the team for much of the season ... Named to the midseason 'watch' list for the Mackey Trophy, he was the only ACC player to make the list and one of just three sophomores ... Named to Phil Steele's mid-season All-ACC first team ... Had six grabs for 89 yards and two touchdowns in the win over Gardner-Webb, all three marks were career bests ... Also had six catches at Wake Forest ... Scored six TDs on the season.

In 2008: Talented young player who started six games in 2008 - four when the Pack's two most experienced tight ends were out with injuries and two when the team opened with two tight ends ... Scored the Pack's first touchdown in the romp at North Carolina - he held on to a 17-yard reception despite getting hammered at the goalline ... Led the team in receiving with five grabs against East Carolina, gaining 58 yards including a 30-yard bomb and the late fourth-quarter game-tying score ... The Pack's fifth-leading receiver with 18 catches for 201 yards... Ranked second on the team with four TD receptions ... In for more snaps (404) from scrimmage than any other Wolfpack tight end ... A 2009 preseason second-team All-ACC choice by Phil Steele's College Football Preview and a third-team choice by Athlon Sports.

In 2007: Redshirted the season at tight end ... Was the recipient of the game-winning 30-yard touchdown pass in the Red/White spring game.

Prep: Talented athlete who played football, basketball and baseball

in high school ... Played both tight end and defensive end for New Hanover HS under head coach Kevin Motsinger ... Reeled in eight touchdowns as a senior ... Earned all-conference honors and all-area honors ... A member of the North Carolina Shrine Bowl team ... Marjoring in parks, recreation and tourism management.

2009 Bryan Game by Game Stats

Opponent	PI	Rec	Yds	TD	LG	RAC	Spec. Snaps
*S. Car.	45	4	22	0	8	2	8
*Murray St.	25	2	16	0	11	3	12
G. Webb	26	6	89	2	19	39	9
*Pitt	63	4	28	1	9	6	13
*@ WFU	56	6	79	1	25	--	9
*Duke	32	4	41	0	24	4	9
*@ BC	53	4	25	0	11	6	8
*@ FSU	57	4	47	1	29	17	10
*Maryland	49	1	17	1	17	0	8
*Clemson	61	3	29	0	9	--	8
*@ Va Tech	44	2	29	0	18	13	5
*UNC	49	0	0	0	--	--	17

2010 Bryan Game by Game Stats

Opponent	PI	Rec	Yds	TD	LG	RAC
*WCU	51	3	23	1	10	9
*@ UCF	48	3	35	0	15	13
*Cin	54	4	43	0	13	12
*@ GT	55	1	22	0	22	10
*VT	60	2	24	1	17	3
*BC	47	4	64	0	37	31
*@ ECU	69	3	29	0	12	8
*FSU	58	2	10	1	9	3
Clem.	57	4	51	0	21	20
WF	37	1	7	0	7	0
@ UNC	54	1	12	0	12	10
@ Md.	87	4	24	0	11	9
*#WVU	58	3	25	0	10	12

- Champs Sports Bowl, Orlando, Fla.

Bryan Career Stats

Year	GP-GS	PI	Rec	Yds	TD	LP
2008	13-7	404	18	201	4	30
2009	12-11	560	40	422	6	29
2010	13-9	735	35	369	3	37
Totals	38-27	1,699	93	992	13	37



28 JUSTIN BYERS
Cornerback
6-0 • 183 • RS - Senior
Charlotte, N.C.
Vance HS

In 2011: Listed as the backup at the boundary corner heading into fall camp.

In 2010: Started the first four games of the season at the boundary corner ... In for a season-high 63 snaps in the win at Georgia

Tech ... Played in 11 games, seeing action mainly on special teams over the last half of the season ... Missed 2010 spring practice after undergoing shoulder surgery in December of 2009.

In 2009: Came off the bench to tie for the team lead in tackles versus

Wake Forest with nine ... Started at safety in the season opener, then at cornerback versus Duke ... In for 82 snaps from scrimmage and another 14 on special teams against the Blue Devils ... Saw action only on special teams in three of the last four games of 2009.

In 2008: Started the first eight games and then did not see action from scrimmage at Duke or versus Wake Forest ... Saw increased time in the last two games and ended up with 517 total snaps played - the third-highest mark among defensive players returning in 2009 ... Tied for third on the team in interceptions - he pulled down one in the season opener with South Carolina and one versus East Carolina ... Tallied eight tackles in the South Florida and Boston College contests.

In 2007: Redshirted the season at cornerback.

Prep: Played for Coach Jeff Simpson at Zebulon B. Vance High School ... Took home defensive MVP honors from the Shrine Bowl as a senior ... Notched 75 tackles, four interceptions and one fumble recovery as a junior in 2005 ... Also played offense, scoring two touchdowns on four receptions for 145 yards, a 36.5 average ... Scored a pair of touchdowns on punt returns as a junior ... Majoring in sports management.

2010 Byers Game by Game Stats

Opp.	Pl.	Hit	Ast	Tot	TFL-Yd	Sk-Yds	QP	FC/FR	PBU
*WCU	33	3	1	4					
*@ UCF	35	2	1	3					2
*CIN	52	2	0	2					
*@ GT	63	0	0	0					
VT		Special Teams Only							
BC	30	2	0	2					2
@ ECU	32	3	1	4					
FSU		Did Not Play							
@ Clem.		Did Not Play							
WF	7	0	0	0					
@ UNC		Special Teams Only							
@ Md.		Special Teams Only							
#WVU		Special Teams Only							
#		Champs Sports Bowl, Orlando, Fla.							

Byers Career Stats

Year	GP-GS	Pl	Hit	Ast	Tot	TFL-YD	PBU	INTCF/RE
2008	13-8	517	31	19	50	0-0	3	2-6 0/1
2009	12-2	292	26	7	33			
2010	11-4	252	12	3	15		4	
Totals	36-14	1071	69	29	98	0-0	7	2-6 0/1



14 JARVIS BYRD
Cornerback
5-11 • 180 • RS - Sophomore
Pahokee, Fla.
Pahokee HS

In 2011: Listed as the starter at the boundary corner heading into fall camp.

In 2010: Redshirted the season as he rehabbed from a torn ACL suffered during the

2010 campaign.

In 2009: Went from one of the Wolfpack's top special teams players in September to earning a starting job at boundary corner in November ... Started the Clemson, Virginia Tech and North Carolina games ... Suf-

fered a torn ACL versus the Tar Heels and missed 2010 spring practice ... Named the defensive scout team player of the week prior to the win over Murray State ... Was slated to redshirt, but after injuries depleted the secondary, he stepped in versus Florida State - the eighth game of the season.

Prep: Played varsity all four years at Pahokee High School for Coach Blaze Thompson... Registered more than 60 tackles and three sacks during his senior season... Also had one interception, 15 pass breakups, four forced fumbles and two recovered fumbles in 2008... Blocked three punts and two field goals as a senior ... Helped lead his team to the Class 2B state championship game ... Named to the Class 2B all-state first team following his senior campaign and to the small-school all-area first team defense ... Played on the American team in the 2008 Treasure Coast All-Star game... Named a Prep Star All-American as a senior ... Enrolled in the First Year College.

2009 Byrd Game by Game Stats

Oppn	Pl	Ht	Ast	Tot	FC/FR
@ FSU	14	4	0	4	
Maryland	30	2	0	2	
*Clemson	55	3	2	5	
*@ Va Tech	72	4	0	4	
*UNC	33	1	2	3	1/0

Byrd Career Stats

Year	GP-GS	Pl	Hit	Ast	Tot	TFL-YD	PBU	INTCF/RE
2009	5-3	204	14	4	18			1/0



87 MARIO CARTER
Tight End
6-4 • 262 • RS - Junior
Pittsburgh, Pa.
Independence (N.C.) HS

In 2010: Saw limited action as a reserve tight end, but played 11 snaps in the win over West Virginia in the Champs Sports Bowl ... Caught a pass, a 14-yarder, in the season opener against Western Carolina.

In 2009: Suffered a torn ACL in a scrimmage during preseason camp and missed the entire season.

In 2008: Redshirted the season, he was named the offensive scout team player of the week for East Carolina.

Prep: Played at heralded Independence HS under head coach Tommy Knotts ... Unable to play as a senior after suffering a knee injury in a preseason scrimmage ... Ranked the No. 9 tight end in the nation by ESPN ... Rated a three-star recruit by Scout.com ... Caught 22 passes for 309 yards and 12 touchdowns as a junior ... Also had 10 rushes for 52 yards that season ... Named to the all-state, all-region and all-conference teams after his junior campaign ... Majoring in Africana studies.

2010 Carter Game by Game Stats

Opponent	Pl	Rec	Yds	TD	LG	RAC
WCU	14	1	14	0	14	8
@ UCF	4	0	0	0	-	-
Cin		Special Teams Only				
@ GT		Special Teams Only				
VT	2	0	0	0	--	--

BC	4	0	0	0	-	-
@ ECU	1	0	0	0	-	-
FSU	3	0	0	0	-	-
@ Clem.	Did Not Play					
WF	12	0	0	0	-	-
@ UNC	6	0	0	0	-	-
@ Md.	1	0	0	0	-	-
#WVU	11	0	0	0	-	-

- Champs Sports Bowl, Orlando, Fla.

Carter Career Stats


Year	GP-GS	PI	Rec	Yds	TD	LP
2010	12-0	58	1	14	0	14



92 DARRYL CATO-BISHOP

Defensive End

6-4 • 281 • RS - Sophomore
Groton, Mass.
Lawrence Academy



In 2011: Will battle for a starting job at defensive end this season,

In 2010: Saw time at end and tackle ... Played in all 13 games, including a season-high 29

snaps in the win over Boston College ... Had his only tackle for loss in that contest.

In 2009: Redshirted the season at defensive end ... Named the Defensive Scout Team Player of the Year ... Earned a 3.0 GPA for the fall semester and was invited to participate in the 2010 freshman convocation at NC State.

Prep: Played defensive end at Lawrence Academy for Coach Michael Taylor... Scored two touchdowns as a senior... Helped lead the Spartans to a 7-1 record during his senior campaign, with the only loss coming in the ISL Championship game... Rated the No. 5 overall recruit in Massachusetts by Rivals.com... Named to Prep Star's All-East Region class of 2009... Also a standout forward on the basketball team, he was offered several scholarships to play on the hardwood... Invited to the Reebok All-American camp for basketball... Father, Darryl Bishop, was the first African-American to earn a basketball scholarship at the University of Kentucky, also played football at Kentucky and then went on to the NFL ... Majoring in communications.

2010 Cato-Bishop Game by Game Stats

Opp.	PI	Hit	Ast	Tot	TFL-Yd	Sk-Yds	QP	CF/RF
WCU	21	0	0	0				
@ UCF	8	1	0	1				
CIN	Special Teams Only							
@ GT	26	1	1	2			1	
VT	23	1	0	1			2	
BC	29	1	0	1	1-4		1	
@ ECU	7	1	0	1				
FSU	10	1	0	1			1	
@ Clem.	12	0	0	0				0/1
WF	15	1	0	1				
@ UNC	8	0	2	2				
@ Md.	8	0	0	0				
#WVU	12	0	0	0			1	

- Champs Sports Bowl, Orlando, Fla.

Cato-Bishop Career Stats

Year	GP-GS	PI	Ht	Ast	Tot	TFL	QPCF/RF
2010	13-0	179	7	3	10	1-4	6 0/1



74 TYSON CHANDLER

Offensive Tackle

6-6 • 340 • RS - Freshman
North Plainfield, N.J.
**North Plainfield HS/
 Fork Union**



In 2011: Listed at left tackle heading into fall camp.

In 2010: Redshirted the season.

Prep: Considered the 12th best prep player in the country by Rivals.com ... Started at defensive tackle for coach John Shuman at Fork Union Military Academy ... Originally signed with NC State in 2009 ... Spent most of his high school career on the defensive line at North Plainfield High School for coach Robert Lake ... Recorded 36 tackles, 14 for a loss, as a senior ... Tallied eight tackles, five for loss, caused two fumbles, and blocked an extra point in his final game ... Throughout his junior season, registered 56 tackles, 22 for loss, and nine sacks ... Earned first-team all-conference, all-county, all-area and all-state group-two honors as a junior ... Named to Prep Star's All-East Region class of 2009 ... Also led his basketball team to the state tournament ... Enrolled in the First Year College.



43 RYAN CHEEK

Linebacker

6-1 • 244 • RS - Sophomore
Lancaster, Ohio
Lancaster HS



In 2010: Played mainly on special teams, he saw action in eight games ... Only action from scrimmage came in the season opener with Western Carolina ... Named the defensive

scout team player of the week for the BC game.

In 2009: Redshirted after undergoing surgery for a hip injury.

Prep: Played linebacker for Coach Rob Carpenter at Lancaster High School... Registered 66 tackles, two sacks, and grabbed two interceptions during his senior campaign... Also played running back, rushing for 751 yards on 124 carries and 13 touchdowns in 2008... As a quarterback, completed 15-of-31 pass attempts for 234 yards and five touchdowns as a senior... Voted a 2008 all-area special mention... As a junior, tallied 88 tackles, 2.5 sacks, snagged two interceptions, and had one fumble recovery for 60 yards... Also rushed for 377 yards on 44 carries and completed seven passes for 163 yards and a touchdown as a junior... Selected to the all-state second team, as well as earning all-district, all-area, and all-conference honors as a junior... Prep Star named him to the All-Midwest Region class of 2009 ... A history major.

Cheek Career Stats

Year	GP-GS	PI	Hit	Ast	Tot	TFL-YD	Sk-YD	QP	PBU/CF/RF
2010	8-0	4	0	1	1				



62 DURAN CHRISTOPHE
Offensive Guard
6-6 • 287 • RS - Sophomore
New Orleans, La.
Woodstock (Ga.) HS

In 2011: Tabbed as the starter at left guard heading into fall camp.

In 2010: Missed much of preseason camp as he battled mono, then suffered an ankle injury that caused him to miss three games at mid-

season ... Started the bowl win over West Virginia for the injured Andrew Wallace, he was in for 82 snaps in that contest ... Played 63 snaps in the win at Georgia Tech ... Missed the Boston College, East Carolina and Florida State contests.

In 2009: Redshirted the season.

Prep: Played offensive line for Coach Mike O'Brien... A three-star recruit who competed as a defensive end in Georgia's North-South all-star game... Helped his team win seven games in a row before a one-point playoff loss to eventual state champion Camden during his senior season ... Named first-team all-state ... Named to Georgia Top 150 ... Named to the All-Southeast Region class of 2009 by Prep Star ... Hails from New Orleans, his family relocated to Georgia following Hurricane Katrina ... Enrolled in the First Year College.

2010 Christophe Game by Game Stats

Opp.	Pl.	Sk
WCU	13	0
@ UCF	3	0
CIN	10	0
@ GT	63	0
VT	30	0
BC	DNP - Injured	
@ ECU	DNP - Injured	
FSU	DNP - Injured	
@ Clem.	DNP	
WF	8	0
@ UNC	16	0
@ Md.	3	0
*#WVU	82	

- Champs Sports Bowl, Orlando, Fla.

Christophe Career Stats

Year	GP-GS	Pl	Sk
2010	9-1	228	0



42 AUDIE COLE
Linebacker
6-5 • 239 • RS - Senior
Monroe, Michigan
Monroe HS

In 2011: Moved to middle linebacker during spring drills, he will man that spot this fall.

In 2010: Tied for the team lead in tackles with 97, his 10.5 tackles for loss ranked third

among Wolfpack players ... Played the SAM linebacker spot... Led the defense with 809 snaps from scrimmage ... Tied his career-high with 13 stops in the win at North Carolina ... That tally included a six-yard sack and he also recovered a fumble in that contest ... Led the team in tackles at Central Florida with a dozen, including a sack, two others for loss ... Also pulled down his first career interception against the Knights ... Named the ACC Defensive Back of the Week by the league and the ACC Player of the Week by Rivals.com for that performance ... Tied for the lead in tackles against Cincinnati with seven and with eight stops in the win over Florida State.

In 2009: NC State's leading tackler in 2009 with 85 stops ... Led the team in stops versus Florida State (9) and UNC (10) ... Racked up a career-high 13 tackles at Virginia Tech ... Finished second on the squad in tackles for loss with eight, he also tallied four sacks ... Started all 12 games ... Recipient of the team's Al Michaels Award, which is given to the player who "puts team before self."

In 2008: Saw action mainly on special teams in 2008, his 213 specialty snaps ranked third on the team ... In for 30 snaps from scrimmage at Maryland, just 38 for the entire season ... Tallied 14 total tackles.

In 2007: Redshirted the season at linebacker.

Prep: Played quarterback, safety and linebacker at Monroe HS for Coach Greg Hudkins ... Rivals.com top-30 player out of Michigan ... Threw for 3,285 yards and 23 touchdowns in his career and was named all-league as a senior ... Rushed for 10 touchdowns in his final season and threw for more than 1,700 yards ... Was a three-year starter at quarterback and also played defense as a senior ... Lettered in baseball and basketball in addition to football ... Also a Golden Glove winner in boxing ... A parks, recreation and tourism major.

2009 Cole Game by Game Stats

Opponent	Ply	Ht	Ast	Tot	TFL	SK	QP	PBU	CF/RF
*S. Car	64	2	1	3	1-2	1-2	2	1	1/0
*Murray St.	22	1	3	4					
*G. Webb	42	3	1	4	1-2	1-2			1
*Pitt	44	5	1	6					
*@ WFU	78	7	1	8	1-1		1		
*Duke	77	4	6	10	1-14	1-14			
*@ BC	63	5	1	6	1-8	1-8			
*@ FSU	58	4	5	9			1		2
*Maryland	57	5	2	7	1-4				
*Clemson	55	5	0	5	1-1				
*@ Va Tech	73	7	6	13	1-4				
*UNC	57	4	6	10			1		


2010 Cole Game by Game Stats

Opponent	Ply	Ht	Ast	Tot	TFL	SK	QP	PBU	CF/RF	INT
*WCU	27	0	1	1						
*@UCF	65	9	3	12	3.5-19	1-10				1-0
*CIN	60	4	3	7	1-6	1-6			1/0	
*@ GT	66	2	2	4						
*VT	62	6	2	8	3-12	2-9				
*BC	49	1	2	3						
*@ ECU	86	5	4	9				1	1/1	
*FSU	62	4	4	8	1-1		1			
*@ Clem.	77	6	2	8						
*WF	50	3	5	8						
*@ UNC	71	9	4	13	1-6	1-6			1/0	
*@ Md.	67	6	5	11	1-1		2			
*#WVU	67	4	1	5			1			

- Champs Sports Bowl, Orlando, Fla.

Cole Career Stats

Year	GP-GS	PI	Hit	Ast	Tot	TFL-YD	Sk-YD	QPPBU	CF/RF	INT
2008	13-0	38	8	6	14	0-0	0-0	1		
2009	12-12	690	52	33	85	8-36	4-26	5	4	1/0
2010	13-13	809	59	38	97	10.5-45	5-31	4	1	3/1
Totals	38-25	1537	119	77	196	18.5-81	9-57	10	5	4/1



10 DONALD COLEMAN
Safety
6-0 • 195 • RS - Sophomore
Detroit, Mich.
The Hun School (N.J.)

In 2010: Saw action in eight games, mainly on special teams ... In for four snaps from scrimmage in the season opener and two against East Carolina.

In 2009: Redshirted the season, he was named the defensive scout team player of the week prior to the Duke game ... Graduated from high school early and enrolled at NC State for the spring semester of 2009 ... Missed part of spring workouts as he battled mononucleosis.

Prep: Spent his senior campaign as a safety and running back for Coach Dave DuDeck at The Hun School in Princeton, N.J. ... In eight games, rushed for 803 yards and seven TDs, while forcing five fumbles and racking up 74 tackles on defense ... Named first-team All-Prep League ... Named to Prep Star's All-East Region class of 2009 ... Previously, played for Coach George Purritt at Orchard Lake St. Mary's in Michigan ... An honorable mention all-state performer and All-Catholic first-teamer ... Played in the longest state championship game in Michigan history - five overtimes ... A political science major.

Coleman Career Stats

Year	GP-GS	PI	Hit	Ast	Tot	TFL-YD	PBU	INTCF/RF
2010	8-0	6	3	2	5			



96 SYLVESTER CRAWFORD
Defensive End
6-4 • 225 • RS - Sophomore
Charlotte, N.C.
Northside Christian Academy

In 2010: Missed time in the early season as he rehabbed from hip surgery, then suffered a season-ending knee injury in practice ... Missed 2011 spring workouts.

In 2009: Redshirted the season at defensive end, he was named the Defensive Scout Team Player of the Week for the Gardner Webb and Clemson games ... Underwent hip surgery in the offseason and missed spring drills.

Prep: Tallied 73 tackles during his senior season, including 18 in the season opener as a defensive end at Northside Christian Academy for Coach Brentson Buckner ... Also had two fumble recoveries, blocked two field goals, and tallied 22 sacks in 2008 ... Contributed to the offense as a wide receiver, making five catches for 28 yards as a senior ... Played on the North Carolina team in the 2008 Oasis All-Star Shrine Classic ...

Recorded 18 sacks his junior season at Victory Christian ... Named to Prep Star's All-Atlantic Region class of 2009 ... Also played basketball for his high school ... Majoring in Africana studies.



67 WAYNE CRAWFORD
Center
6-3 • 303 • RS - Graduated
Philadelphia, Pa.
Chestnut Hill Academy

In 2011: Graduated in May with a degree in business administration.

In 2010: Saw action at center in five contests, including a season-high 10 snaps in the season opener versus Western Carolina

In 2009: Moved over to center from defensive line following the 2008 campaign ... Saw action in one game, playing five snaps in the win over Gardner-Webb.

In 2008: Reserve defensive tackle who saw action in six games ... In for a season-high 27 snaps versus South Florida ... Played in five of the first six games, then not again until the bowl game.

In 2007: Redshirted the season at defensive tackle ... Named to the ACC Academic Honor Roll for 2007-08.

Prep: Played for head coach Richard Knox at Chestnut Hill Academy ... First-team Class AAA all-state selection as a senior, he was also named all-league, all-area and all-city ... Tallied 50 tackles, three sacks and two forced fumbles in 2006 ... Also played on the offensive line ... Team captain his final season ... Was also a stand-out track athlete, leading the state in throws and ranking in the top-10 nationally in the shot put ... Majoring in business administration.

2010 Crawford Game by Game Stats

Opp.	PI	Sk
WCU	10	0
@ UCF	3	0
CIN	3	0
@ GT	4	0
WF	6	0

Crawford Career Stats

Year	GP-GS	PI	Hit	Ast	Tot	TFL-YD
2008	6-0	83	1	3	4	0.5-1
2009	1-0	5	NA	NA	NA	NA
2010	5-0	26	NA	NA	NA	NA
Totals	12-0	114	1	3	4	0.5-1



26 TONY CREECY
Halfback
6-0 • 196 • RS - Freshman
Durham, N.C.
Southern HS

In 2010: Redshirted the season at running back ... Named the offensive scout team player of the week for the North Carolina game.

Prep: Played for coach Adrian Jones at Southern High School ... Ranked the No. 24

wide receiver and fifth-best prospect in the state of North Carolina by Rivals.com ... A SuperPrep All-American, that publication tabs him as the state's ninth-best player ... Caught 47 passes for 777 yards and eight touchdowns as a senior ... Tallied 206 yards rushing ... Finished his junior season with 48 receptions for 863 yards and five touchdowns ... Also rushed 22 times for 200 yards and three scores ... Earned all-conference and All-Herald Sun as a junior ... Named to PrepStar's Top 150 Dream Team ... Also played basketball, baseball and runs track ... Enrolled in the First Year College.



78 ROB CRISP
Offensive Tackle
6-7 • 312 • Sophomore
Raleigh, N.C.
Athens Drive HS

In 2010: Started the season opener at left tackle and was in for a season-high 62 snaps in that contest ... Played mainly special teams during the second half of the season, but was

in for 122 snaps for the year, giving up just one sack.

Prep: Considered the second-best offensive tackle in the nation by Rivals.com and the 13th best player overall ... Rated as a five-star recruit by Scout.com ... Ranked as the fifth-best offensive tackle by ESPN.com ... Named to the 2010 Parade All-America Team ... Ranked as the second-best prospect in North Carolina by Rivals.com ... Selected to the 2009 EA SPORTS All-American team ... A SuperPrep All-American, that publication tabs him as the state's second-best player ... Selected to the Army All-American team ... Started at right tackle for the East team at the 2010 U.S. Army All-American Bowl ... Named to the 2009 NCPreps.com 4A all-state football team ... Named to PrepStar's Top 150 Dream Team ... Selected to the North Carolina AP all-state team ... Recorded 75 pancake blocks during senior season ... Played for coach Jeff Smouse at Athens Drive High School as a senior ... A sociology major.


2010 Crisp Game by Game Stats

Opp.	Pl.	Sk
*WCU	62	1
@ UCF	6	0
CIN	7	0
@ GT	11	0
VT	6	0
BC	17	0
@ ECU	Special Teams Only	

FSU	1	0
@ Clem	Special Teams Only	
WF	12	0
@ UNC	Special Teams Only	
@ Md.	Special Teams Only	
#WVU	Special Teams Only	
# - Champs Sports Bowl, Orlando, Fla.		

Crisp Career Stats

Year	GP-GS	Pl	Sk
2010	13-1	122	1



34 RICKEY DOWDY
Linebacker
6-2 • 240 • RS - Sophomore
High Point, N.C.
High Point HS


In 2010: Saw his only action of the season in the win over Western Carolina, he was in for one snap ... Named the defensive scout team player of the week for the Florida State game.

In 2009: Redshirted the season.

Prep: As a senior linebacker at High Point Central High School under Coach Wayne Jones, recorded 105 tackles, 17 sacks, 10 other tackles for loss, and grabbed two interceptions... Registered 74 tackles, and 13 sacks his junior year... Was named all-conference as a junior and senior... Named to the All-Atlantic Region class of 2009 by Prep Star ... Enrolled in the First Year College.

Dowdy Career Stats

Year	GP-GS	Pl	Hit	Ast	Tot
2010	1-0	1	0	0	0



65 A.J. FERGUSON
Defensive End
6-3 • 279 • Sophomore
Southport, N.C.
South Brunswick HS

In 2010: Saw action in three contests at defensive tackle, he was in for a season-high 25 snaps in the season opener with Western Carolina ... Enrolled at NC State in January and went through winter workouts with the team.

Prep: Originally signed with the Pack in 2009, but spent that season at Fork Union Military Academy ... Named to the USA Football Junior National squad that represented the United States in the first IFAF Junior World Championship in Canton, Ohio, during the summer of 2009 ... A four-year starter at South Brunswick High School for Coach Gordon Walters, he recorded 90 tackles, including 20 for loss, and 10 sacks during his senior season... Scored three touchdowns on defense as a senior ... Also played tight end, pulling down 10 receptions and four touchdowns in 2008 ... Helped lead his team to the third round of the 2AA state playoffs ... Named all-conference in 2008 and 2007 ... Led South Brunswick in

sacks for three seasons (2006-08) ... Named to the All-Atlantic Region Class of 2009 by Prep Star ... Also ran track in the 100 and 200-meter events ... Enrolled in the First Year College.

Ferguson Career Stats

Year	GP-GS	PI	Ht	Ast	Tot	TFL	Sk	QP
2010	3-0	33	1	1	2			



32 J. ELLIS FLINT

Placekicker

5-10 • 173 • Senior

Amsterdam, N.Y.

Amsterdam HS/Hofstra



In 2010: Saw action in the season opener against Western Carolina, hitting two PAT attempts and booting two kickoffs for an average of 58.5 yards.

At Hofstra: Joined the team as a sophomore in 2009, he did not see action.

Prep: Played basketball, tennis and football teams at Amsterdam High School ... An All-New York State Class A second-team selection ... Named all-area first team by the Albany Times-Union ... Selected to the New York State Section II Senior All-Star Game ... Three-time New York State All-Section II first team kicker ... Set an Amsterdam High School record for longest field goal with a 46 yard boot ... Connected on 10 of 11 field goal attempts and 81 of 85 PATs ... An arts application major.

Flint Career Stats

Year	GP-GS	PI	FG-A	PAT	KO
2010	1-0	0	0-0	2-2	2



98 McKAY FRANDSEN

Defensive End

6-2 • 250 • Junior

American Fork, Utah

American Fork HS/Snow College



In 2011: Listed as a starter at defensive end heading into fall camp.

Prep/JUCO: Enrolled at NC State in January ... Transferred from Snow College in Utah ... Was a first-team junior college All-America selection as a sophomore in 2010 after recording 53 tackles, including nine for loss, a sack and a forced fumble under coach Steve Coburn ... Helped lead Snow College to a 10-2 record, a No. 13 national ranking and a victory over No. 6 Western Iowa in the Top of the Mountain Bowl ... Played in 11 games as a freshman in 2009, recording 42 total tackles, including 12 solos, 15 tackles for loss and eight sacks ... Walked on at Brigham Young as a true freshman in 2008 before transferring to Snow College ... Played under coach Davis Knight at American Fork HS, collecting all-state honors in 2005 and all-region accolades in 2004 and 2005 ... Picked off two passes and scored four touchdowns as a prep senior ... Tallied 370 career tackles, 25 sacks and 10 touchdowns ... Named academic all-region from 2004-06 ... Also lettered in basketball ... Served an

LDS mission to Anchorage, Alaska ... Older brother, Weston, played football at Weber State ... Exceptional student at Snow College with a 3.9 GPA ... Majoring in science, technology and society.




47 TAYLOR GENTRY

Fullback

6-2 • 250 • Senior

Raleigh, N.C.

Leesville Road HS



In 2010: Has been the Wolfpack's starting fullback for the past two seasons, he has become a vital part of the offense even though he has never rushed the football ...

Pulled down 14 receptions and caught two TD passes .. A powerful blocker ... Has made an even bigger mark on special teams, leading NC State in special teams' tackles each of the past two seasons ... Has been named the Wolfpack's Special Teams Player of the Year each of the past two seasons.

In 2009: Led the team in special teams' snaps (219) and tackles (21) ... Had 10 receptions in 2009, including a pair versus Gardner-Webb and versus Maryland ... Scored his first career touchdown in the win over Pitt, a 23-yarder ... Partially blocked a punt at Florida State.

In 2008: Started the last two games of the regular season: at North Carolina and versus Miami ... Pulled down a huge reception in the win over the Tar Heels to keep a scoring drive alive ... Did not rush the ball in 2008 but tallied seven catches ... In for 184 special teams snaps, the fourth-highest total on the team.

Prep: Coached by David Green at Raleigh's Leesville Road High School ... Played tight end, wide receiver, fullback, outside linebacker and defensive end ... Tallied just under 2,000 career receiving yards, he scored 21 touchdowns during his senior campaign ... Tallied 125 total tackles that year as well ... Scored a touchdown in the Shrine Bowl ... Two-time all-conference, all-area and his team MVP ... Brother, Zach, is also on the squad and was the second-leading tackle on special teams last season ... Mother, Kathryn, was a featured baton twirler at NC State in the 80s ... A parks, recreation and tourism major.


2010 Gentry Game by Game Stats

Opp.	PI	Rec	Yds	TD	Lg
*WCU	27	1	1	1	1
*@ UCF	10	0	0	0	-
CIN	29	3	20	1	8
@ GT	25	2	29	0	21
*VT	19	1	3	0	3
BC	12	0	0	0	-
*@ ECU	42	2	17	0	14
FSU	6	0	0	-	-
*@ Clem	10	0	0	-	-
*WF	19	1	14	0	14
@ UNC	12	2	18	0	12
*@ Md.	26	0	0	-	-
*#WVU	23	2	14	0	11

- Champs Sports Bowl, Orlando, Fla.

T. Gentry Career Stats

Year	GP-GS	Pl	Att	Yds	TD	LG	Rec	Yds	TD	LG
2008	13-2	138	0	0	0	-	7	72	0	25
2009	12-5	217	0	0	0	-	10	83	1	23
2010	13-8	260	0	0	0	--	14	116	2	21
Totals	38-15	615	0	0	0	-	31	271	3	25



49 ZACH GENTRY
Linebacker
6-0 • 204 • Junior
Raleigh, N.C.
Leesville Road HS

In 2010: Walkon who played in all 13 games, all on special teams ... Moved from halfback to linebacker in 2011 spring drills. Had 15 total tackles, including eight solo stops, good for second-most among all special teams players ... Was fifth on the team in special teams snaps with 195 ... Recorded four knockdowns ... Secured at least one tackle in nine games, collecting two or more on five occasions.

In 2009: Spent the season on the scout team at halfback.
Prep: Lettered for four years at Leesville Road High School ... As a senior, rushed for 1,300 yards and 14 scores ... On defense, picked off 10 passes ... Posted 1,011 all-purpose yards ... Younger brother of starting fullback, Taylor Gentry ... Majoring in management.



8 MIKE GLENNON
Quarterback
6-6 • 225 • RS - Graduate (Jr.)
Centreville, Va.
Westfield HS

In 2011: Named to the preseason 'watch' list for the Maxwell Award ... The Wolfpack's starting quarterback heading into fall camp ... Graduated in May with a degree in business administration, he still has two years of eligibility remaining.

In 2010: Saw action in just three games while playing behind Russell Wilson, he completed an impressive .692 of his throws, however ... Threw for eight touchdowns in three 2010 spring scrimmages.

In 2009: Saw action in seven games, completing .615 of his throws ... In for a season-high 31 snaps versus Gardner-Webb, he connected on six of his seven attempts for 65 yards ... Threw his first career touchdown versus Clemson, he was 4-6 for 56 yards in that contest.

In 2008: Redshirted the season at quarterback.
Prep: Ranked by ESPN as the No. 3 quarterback in the nation and the No. 32 player regardless of position ... Rivals.com ranked him as a four-star recruit, the No. 3 quarterback, the No. 3 player in Virginia and the No. 59 overall player in the nation ... Also ranked a four-star recruit, the No. 5 quarterback in the nation, and the No. 87 player overall by Scout.com ... Named Gatorade and AP Player of the Year in Virginia ... Selected to the 2008 Parade All-America team ... Named to the EA SPORTS All-American team ... Selected to the Elite 11 quarterback camp as well as the inaugural Under

Armour All-American game where he was named MVP for his team ... Completed 5 of 12 passes for 91 yards and ran for a score ... Won the "pass attack" portion of the varsity skills competition ... Completed 171 of 265 passes as a senior for 2,557 yards and 32 touchdowns ... Also rushed the ball for 129 yards and seven TDs ... Led his team to the Virginia AAA Division 6 Championship his senior season with an undefeated 15-0 record ... Named first-team all-state, all-region and all-district as well ... Voted by coaches as Virginia 1st Team all-state player of the year... As a junior he was named first team all-district, district player of the year and Washington Post all-metro honorable mention ... Older brother, Sean, played quarterback for Virginia Tech from 2004-08 ... Played for coach Tom Verbanic ... Majoring in business administration.

2010 Glennon Game by Game Stats

Opp.	Pl.	Cmp-Att	Yds	TD	Int	Rushing Att-Yds-TD
WCU	11	2-5	31	0	0	0-0-0
BC	7	3-4	19	0	0	1-3-0
WF	7	4-4	28	0	0	0-0-0

Glennon Career Stats

Year	GP-GS	Ply	Cmp-Att-Int	Pct.	Yds	TD	Lg	Rush Att-Yds-TD	Eff.
2009	7-0	75	24-39-2	.615	248	1	24	3-(9)-0	113.16
2010	3-0	25	9-13-0	.692	78	0	17	1-3-0	119.63
Totals	10-0	100	33-52-2	.635	326	1	24	4-(6)-0	114.78



6 T.J. GRAHAM
Wide Receiver
6-0 • 180 • Senior
Raleigh, N.C.
Wakefield HS

In 2010: Has tallied 2,167 yards in career kickoff returns, the best mark in school history and fifth-best in ACC history ... Just 522 yards from the league record ... Tallied 100 yards on five returns in the win over

North Carolina ... Had perhaps the biggest play in that win, returning a kick 87 yards for a TD in the fourth quarter to give NC State its first lead of the game ... That tied as the third-longest punt return in school history ... Named the ACC Specialist of the Week for the UNC game ... Has 3,299 all-purpose yards for his career, the 13th-best mark in school history ... Pulled down a career-high six catches for a career-high 96 yards and a career-best two touchdowns against Western Carolina ... Had six receptions of 20+ yards in 2010 ... Competed with the NC State track squads during the spring, he qualified for the NCAA Indoor Championships in two sprint events, earning second-team All-America honors.

In 2009: Had his season cut short when he suffered a stress fracture in his leg at Boston College ... Started three of the seven games in which he saw action ... Scored his first career receiving touchdown in the win over Gardner-Webb ... Had seven kickoff returns for 202 yards, including a 93-yard touchdown, versus Duke ... That yardage total was a single-game record for a Wolfpack player ... Despite missing five whole games, his 574 KOR yards ranked as the eighth-best mark in school history.

In 2008: An honorable mention All-ACC performer as a kick returner ... Ranked fifth in the ACC (29th nationally) in kick return average with a 25.1 mark ... Ranked sixth in the ACC in all-purpose yards

with 108.1 yards per game - he tallied 1,405 yards for the season ... That single-season mark ranked eighth in school ... His 1,028 yards in kickoff returns is the school record for a single season ... Tallied 22 returns for 628 yards in the first six games of the season, 19 for 400 in the last seven games ... Opponents scored less (so fewer kickoff returns) and kicked away from Graham in those seven contests ... Named to Phil Steele's mid-season All-ACC first-team as a kickoff returner ... Returned a kickoff 100 yards for a touchdown against Boston College, the longest in school history ... Posted 160 yards in total kickoff returns against Boston College, the fifth-best mark in school history ... His 163 yards against South Florida ranks third.

On the Track: After a three-year break from his sprinting career, returned to the track to compete ... Finished second at the ACC Indoor Championships to earn All-ACC honors in both the 60m (6.62 seconds) and 200m dash (20.79 seconds) and qualified for the NCAA Indoor Championships ... Earned second-team All-America honors with his 11th place finish at the indoor NCAA meet, in a time of 6.67 seconds ... At the ACC Outdoor championships, posted his best time of the season in the 100-meters, a personal-best 10.37 seconds to finish fifth in the race ... Qualified for the 100-meter dash at the NCAA Outdoor Championships at Des Moines, Iowa, where he earned honorable-mention All-America honors with his seventh-place finish in his preliminary heat.

Prep: Local standout who played for Wakefield HS coach Chip Williams ... Caught seven passes for 100 yards and two touchdowns his senior season and had two kickoff returns for 109 yards ... Finished third nationally in the 100-meter dash at the Nike Nationals in 2007 ... 2008 4-A state champion in the 100 and 200 meters, posting times of 10.44 and 20.82 respectively ... Majoring in parks, recreation and tourism management.

2010 Graham Game by Game Stats

Opponent	Pl	Rec	Yds	TD	LG	RAC	KOR-Yds	PR-Yds-TD
WCU	21	6	96	2	26	42	1-50	0-0
@ UCF	36	1	4	0	4	--	4-71	2-20
CIN	36	1	7	0	7	--	1-28	1-(3)
@ GT	30	3	54	1	23	5	5-88	1-4
VT	32	0	0	--	--	--	3-57	3-13
BC	45	4	40	0	13	26	2-31	3-16
@ ECU	27	2	77	1	14	41	1-(4)	0-0
FSU	38	0	0	0	--	--	0-0	2-8
@ Clem.	30	4	22	0	11	7	1-18	0-0
WF	16	1	12	0	12	2	1-32	3-6
*@ UNC	23	0	0	0	--	--	5-100	2-88-1
@ Md	33	1	-3	0	-3	--	3-41	2-2
#WVU	24	2	7	0	0	--	2-53	0-0

- Champs Sports Bowl, Orlando, Fla.

Graham Career Stats

Year	GP-GS	Pl	Rec	Yds	TD	LG	Rush	KOR-Yd-TD	PR-Yds
2008	13-6	435	16	251	0	47	2-3	41-1028-1	15-123-0
2009	7-3	225	12	129	1	24	0-0	23-574-1	15-156-0
2010	13-1	391	25	316	4	26	1-(7)	29-565-0	19-154-1
Totals	33-10	1051	53	696	5	47	3-(4)	93-2,167-2	49-433-1



22 GARY GRANT
Cornerback
6-0 • 186 • RS - Junior
Miami, Fla.
Krop HS

In 2010: Reserve cornerback who played in all 13 games, mainly on special teams ... Saw action from scrimmage only in the season opener ... In for 202 special teams snaps, the fourth-highest tally on the team.

In 2009: Saw action in six games ... In for a season-high 18 snaps versus Murray State ... Made three of his five tackles against Gardner-Webb ... Missed spring workouts with an injury.

In 2008: Redshirted the season.

Prep: Tallied 43 tackles, had four INTs and two forced fumbles as a senior ... Played in the Florida North-South all-star game ... Rated the No. 51 prospect in the nation by scout.com ... Also competed in track & field ... Coached by Rick DaVita ... Majoring in science, technology and society.

Grant Career Stats

Year	GP-GS	Pl	Hit	Ast	Tot
2009	6-0	33	2	3	5
2010	13-0	4	7	1	8
Totals	19-0	37	9	4	13



31 D.J. GREEN
Linebacker
6-4 • 214 • Sophomore
Macon, Ga.
Westside HS

In 2011: Moved to the strongside linebacker position for spring drills, he is listed as a starter at that position for fall camp.

In 2010: Quickly earned a spot as one of the

Wolfpack's top special teams players, his 237 special teams snaps ranked second on the team ... Also saw action from scrimmage as a safety in eight contests, including a season-high 29 snaps in the win over Boston College ... Made six tackles in that contest and also scored a touchdown when he fell on a blocked punt.

Prep: Lined up at both safety positions for coach Sheddric Risper at Westside High School ... Listed as a three-star recruit by Rivals.com and Scout.com ... Intercepted three passes during his senior campaign ... Recorded 85 tackles, four interceptions and four fumble recoveries as a junior ... Named all-region, all-state, All-Bibb County and all-Middle Georgia for his efforts as a junior and senior ... A sport management major.

2010 Green Game by Game Stats

Opp.	Pl.	Hit	Ast	Tot	TFL-Yd	Sk-Yds	QP	FC/FR	PBU
WCU	15	2	1	3					
@ UCF								Special Teams Only	
CIN	0	0	1	1					
@ GT	4	1	0	1					

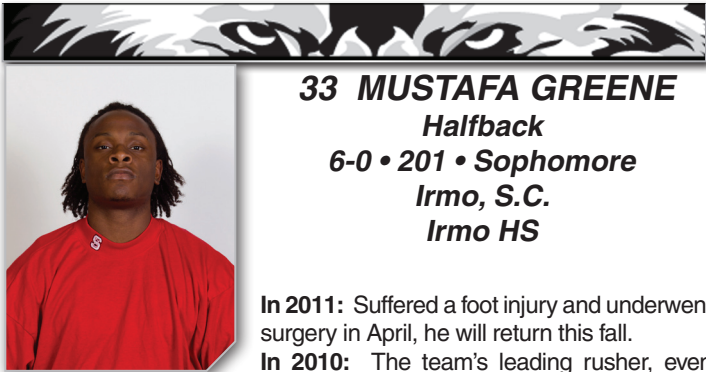


2011 NC STATE WOLFPACK FOOTBALL

VT	Special Teams Only			
BC	29	5	1	6
@ ECU	4	0	1	1
FSU	3	0	1	1
@ Clem.	0	0	2	2
WF	8	0	2	2
@ UNC	2	0	1	1
@ Md.	Special Teams Only			
#WVU	11	0	0	0

- Champs Sports Bowl, Orlando, Fla.

Green Career Stats							
Year	GP-GS	PI	Hit	Ast	Tot TFL-YD	PBU	INTCF/RF
2010	13-0	76	8	10	18		



33 MUSTAFA GREENE
Halfback
6-0 • 201 • Sophomore
Irmo, S.C.
Irmo HS

In 2011: Suffered a foot injury and underwent surgery in April, he will return this fall.

In 2010: The team's leading rusher, even though he came off the bench in 12 of the 13 games ... First Wolfpack freshman to rush for a TD in his first four contests since quarterback Tol Avery did it in 1980 ... Rushed for 597 yards and four touchdowns, hitting paydirt in each of the first four games of the season ... Also had two scoring receptions - against Clemson and in the bowl win over West Virginia ... One of five true freshmen to start a game for NC State in 2010, he got the nod at Clemson ... Named the ACC Rookie of the Week for the Cincinnati contest, he led the team in rushing (84 yards) and receiving (5-54) in that contest ... Left the Maryland game early with a neck injury ... Had four plays over 20 yards for the season.

Prep: Rated as a four-star recruit and the 26th best running back in the country by Rivals.com ... Started at running back and was a team captain for coach Bob Hanna at Irmo High School ... Finished his senior season with 1,367 yards rushing and 18 touchdowns in eight games while averaging 9.0 yards per carry ... Also caught six passes for 62 yards and one touchdown ... Was a Coaches Award Winner for Irmo as a senior ... Voted Under Armour National Player of the week for his 283 yard rushing performance vs Summerville ... Rushed for 983 yards as a freshman, 1,992 yards as a sophomore, and 1,737 yards as a junior even while missing four games... Participated in the Shrine Bowl of the Carolinas ... Also participated in the Offense / Defense All-American Bowl ... An all-area and All-Region V AAAA performer as a junior and senior ... Sports Report all-state performer as a junior and senior ... Enrolled in the First Year College.

2010 Greene Game by Game Stats							
Opponent	PI	Att	Yds	TD	Lg	Rec-Yds	LG
WCU	28	10	35	1	11	2-22	0
@ UCF	34	14	55	1	21	1-6	0
CIN	53	16	84	1	31	5-54	0
@ GT	44	13	68	1	13	4-41	0
VT	43	10	91	0	49	3-30	0
BC	28	6	11	0	3	2-8	0
@ ECU	32	16	75	0	12	1-5	0
FSU	31	17	76	0	12	2-15	0

*@ Clem.	26	12	26	0	4	2-20	1	
WF	19	6	12	0	14	3-22	0	12
@ UNC	27	9	43	0	9	3-29	0	11
@ Md.	11	2	8	0	6	1-4	0	4
#WVU	23	3	13	0	7	1-16	1	16

- Champs Sports Bowl, Orlando, Fla.

Greene Career Stats									
Year	GP-GS	PI	Rush	Yds	TD	LG	Rec-Yds	TD	LG
2010	13-1	399	134	597	4	31	30-272	2	16



29 DEAN HAYNES
Safety
5-11 • 199 • RS - Sophomore
Tunnel Hill, Ga.
N. Whitfield HS

In 2011: Moved back to safety for spring workouts, he is listed as the backup at the boundary side heading into fall camp.

In 2010: Selfless player who moved from defensive back to halfback just two weeks before the season opener and ended up starting at that position in the first eight games ... Third-leading rusher on the team with 320 yards ... Best performance was 75 yards on 18 carries in the win at Georgia Tech ... Left the Florida State game with a head injury, he didn't play in three of the last five games.

In 2009: Redshirted the season ... Earned a 3.123 GPA for the fall semester and was invited to participate in the 2010 freshman convocation at NC State ... Named the offensive scout team player of the week versus Pittsburgh and won the award for the defense before the UNC victory ... Was the scout team quarterback for a month during the season.

Prep: Played most of his senior season at quarterback and running back under Coach Mike Falluer at Northwest Whitfield County High School ... Led the area in rushing with 878 yards and 18 touchdowns... Passed for 782 yards and three scores to lead the area with 121 points scored... Selected as the player of the year for the area... Given the Bruin Award for best all-around player as a senior... A Class 4A first-team all-state selection his senior year... Named to the Atlanta Journal Constitution's Georgia Top 150... Named to the All-Southeast Region class of 2009 by Prep Star... During his junior campaign, he registered 99 tackles, and seven interceptions... Also played running back, rushing 43 times for 428 yards and nine touchdowns in 2007... Tallied 56 tackles and three interceptions as a sophomore... Named to the all-area team for three straight years, as a defensive back his sophomore and junior seasons, and as the quarterback his senior year... Also ran track ... Majoring in human biology.

2010 Haynes Game by Game Stats						
Opponent	PI	Att	Yds	TD	Lg	Rec-Yds
*WCU	33	13	69	1	20	0-0
*@ UCF	37	10	49	1	14	0-0
*CIN	16	5	20	0	3	0-0
*@ GT	41	18	75	0	17	1-34
*VT	44	12	27	0	14	3-34-1
*BC	29	4	14	0	4	5-17
* @ECU	30	10	36	1	10	4-33
*FSU	13	8	22	0	6	0-0
@ Clem.			Did Not Play			
WF	2	1	1	0	1	0-0
@ UNC			Did Not Play			

@ Md. 9 2 7 0 4 0-0
 #WVU Did Not Play
 # - Champs Sports Bowl, Orlando, Fla.

Haynes Career Stats

Year	GP-GS	PI	Rush	Yds	TD	LG	Rec-Yds
2010	10-8	254	83	320	3	20	13-118-1



85 STEVEN HOWARD
Wide Receiver
6-2 • 2000 • RS - Graduate
Charlotte, N.C.
Olympic HS

In 2011: Graduated in May with a degree in arts application.

In 2010: Played in every game of 2010, pulling down 12 receptions ... Caught his

first career touchdown in the win at Georgia Tech ... That grab was a 21-yarder that was first called out of bounds, but replay showed that he skillfully dragged his toes in the back of the endzone ... Missed 2010 spring workouts.

In 2009: Suffered a knee injury versus Clemson and missed the last two games of the season ... Pulled down a pair of receptions in three contests: South Carolina, Murray State and Maryland ... Had a huge 26-yard catch on the Wolfpack's winning TD drive versus Pitt ... Missed spring workouts with an injury

In 2008: Reserve wideout who saw action in every game, including a high of 25 snaps in the win over East Carolina ... Pulled down a 41-yard grab versus South Florida.

In 2007: Redshirted the season at wide receiver.

Prep: Competed at the Shrine Bowl ... Caught 51 balls for 637 yards and 10 TDs as a senior ... Caught 49 passes for 748 yards and eight touchdowns as a junior, earning all-conference honors... Named to the 2006 first-team Charlotte Weekly Football Super Team ... PrepStar all-region selection ... Coached by Maurice Flowers at Olympic HS, that team went 10-2 and made the playoffs ... Married with a young daughter.

2010 Howard Game by Game Stats

Opponent	PI	Rec	Yds	TD	Lg	RAC	Rush
WCU	19	2	36	0	25	7	
@ UCF	17	0	0	0	-	-	
CIN	21	1	9	0	9	6	
@ GT	31	2	28	1	21	7	
VT	24	0	0	0	-	-	
BC	29	4	27	0	11	3	
@ ECU	19	0	0	0	-	-	
FSU	14	2	9	0	6	7	
@ Clem.	13	0	0	0	-	-	
WF	15	0	0	0	-	-	
@ UNC	10	0	0	0	-	-	
@ Md.	30	0	0	0	-	-	
#WVU	17	1	5	0	5		

- Champs Sports Bowl, Orlando, Fla.

Howard Career Stats

Year	GP-GS	PI	Rec	Yds	TD	LG	Rush	Yds
2008	13-0	206	2	45	0	41	0	0
2009	10-0	237	11	112	0	26	1	2
2010	13-0	259	12	105	1	25	0	0
Totals	36-0	702	25	262	1	41	1	2



14 DANIEL IMHOFF
Quarterback
6-0 • 202 • RS - Graduate
Sanford, N.C.
Lee County HS

In 2011: Graduated in May with a degree in business administration.

In 2010: Walk on quarterback who saw action in two games - Western Carolina and Wake Forest ... Completed both of his

pass attempts against WCU ... Named the Offensive Scout Team Player of the Year.

In 2009: Walk on who saw action in two games: eight snaps versus Murray State and five versus Gardner-Webb ... Attempted just one pass.

Prep: Played for Coach Jody Stouffer at Lee County High School ... Threw for a total of 2,176 yards and 24 touchdowns in his career ... A team captain as a senior, he was also a first-team all-conference choice ... Also won the Coach's Award following the 2006 campaign ... An academic all-conference performer as a junior and senior ... His team's offensive MVP as a junior ... Also played tennis and was the MVP of that squad ... A member of the NC State lacrosse team prior to joining the football program.

Imhoff Career Stats

Year	GP-GS	Ply	Cmp-Att-Int	Pct.	Yds	TD	LgAtt-Yds-TD	Eff.
2009	2-0	13	0-1-0	.000	0	0	-	0-0-0 0.0
2010	2-0	10	2-2-0	1.000	14	0	12	2-0-0 158.8
Totals	4-0	23	2-3-0	.667	14	0	12	2-0-0



25 DONTAE JOHNSON
Safety
6-3 • 184 • Sophomore
Pennington, N.J.
Pennington Prep

In 2010: Backup at the field safety spot, he saw action in every game but the Florida State contest ... In for a season-high 62 snaps at East Carolina, his eight tackles in that contest

were also his best ... Started the win over Boston College, he was one of just five true freshmen to get the starting nod in 2010.

Prep: Played safety for coach Jerry Eure at Pennington Prep ... Considered the sixth-best prospect in the state ... A first-team New Jersey all-prep performer ... Recorded 108 tackles, six interceptions and three forced fumbles during his senior campaign ... Pulled down 50 passes for 600 yards and 13 touchdowns as a receiver ... Had 100-yard kickoff

return for touchdown ... Also played AAU basketball for Team NJABC ... A sport management major.

2010 Johnson Game by Game Stats

Opp.	Pl.	Hit	Ast	Tot TFL-Yd	Sk-Yds	QP	FC/FR	PBU
WCU	17	1	2	3				
@ UCF	25	1	0	1				
CIN	25	3	1	4				
@ GT	0	2	0	2				
VT	7	0	0	0				
*BC	23	2	2	4				1
@ ECU	62	4	4	8				
FSU	DNP							
@ Clem.	5	0	0	0				
WF	14	1	0	1				
@UNC	16	1	0	1				
@ Md.	18	1	0	1				
#WVU	22	0	0	0				

- Champs Sports Bowl, Orlando, Fla.

Johnson Career Stats

Year	GP-GS	PI	Hit	Ast	Tot TFL-YD	PBU	INTCF/RF
2010	12-1	234	16	9	25	1	



73 ANDY JOMANTAS
Offensive Guard
6-7 • 260 • RS - Freshman
Dayton, Ohio
Chaminade-Julienne HS

In 2010: Redshirted the season ... Named the offensive scout team player of the week for the Western Carolina game.

Prep: Competed on the offensive and defensive line for coach Andy Helms of Chaminade-Julienne Catholic High School ... Rated as a three-star recruit by Scout.com ... Recognized as his team's lineman of the year ... Named the Greater Catholic League North Co-Offensive Lineman of the Year ... A first-team All-GCL North and All-Southwest Ohio performer ... Ohio all-state honorable mention ... Made second-team All-GCL North as a junior ... Selected to play in the Ohio North/South All-Star game ... Selected to represent Ohio in the Big 33 game ... Enrolled in the First Year College.



91 MARKUS KUHN
Defensive Tackle
6-4 • 303 • RS - Graduate
Weinheim, Germany
Weinheim HS

In 2011: Graduated in May with a degree in business administration.

In 2010: Reserve defensive tackle who played in 11 contests, including a season-

high 21 snaps against Virginia Tech ... Missed the Georgia Tech game with a head injury.

In 2009: Redshirted the season.

In 2008: Started the season opener at South Carolina and the last two games of the regular season versus North Carolina and Miami ... Had a 10-yard sack in the win over the Hurricanes ... In for a season high 42 snaps in that contest as well ... Saw action in just 23 plays in the bowl game, he was recovering from a shoulder injury.

In 2007: Named an honorable mention freshman All-American by *The Sporting News* ... Talented young player who played at defensive tackle in the first six games of the season, then moved to end for the East Carolina contest ... Made his first sack versus ECU... Was 21 years old when he began his freshman campaign, he started playing football when he was 15 - the youngest age when kids can play in Germany.

Prep: Played outside linebacker and defensive line for his team, the Weinheim Longhorns ... Named to the league's all-star team all four seasons and was the league rookie of the year ... Was his team's leading tackler his final campaign and was the Weinheim defensive MVP all four years ... Played for coach Marvin Washington at Weinheim in the highest division of the German Football League.

2010 Kuhn Game by Game Stats

Opp.	Pl.	Hit	Ast	Tot TFL-Yd	Sk-Yds	QP	FC/FR	PBU
WCU	Did Not Play							
@ UCF	8	2	0	2	1-3			
CIN	20	1	0	1				
@ GT	Did Not Play - Injured							
VT	18	0	0	0				
BC	21	0	1	1				
@ ECU	9	1	0	1				
FSU	13	0	0	0				
@ Clem.	12	1	2	3				1
WF	17	3	0	3	1-1			
@ UNC	16	2	0	2				
@ Md.	12	1	0	1				
#WVU	14	0	0	0				1

- Champs Sports Bowl, Orlando, Fla.

Kuhn Career Stats

Year	GP-GS	PI	Hit	Ast	Tot TFL-YD	Sk-YD	QP	PBU	CF
2007	11-0	270	24	9	33	5-8	1-2	3	3
2008	13-3	356	15	8	23	2.5-13	2-12	8	0
2010	11-0	160	11	3	14	2-4	0-0	1	1
Totals	34-3	786	50	20	70	9.5-25	3-14	12	4



7 STERLING LUCAS
Linebacker
6-2 • 238 • Senior
Orangeburg, S.C.
Wilkinson HS

In 2010: Backup at middle linebacker, he saw action in all 13 games ... In for 71 snaps from scrimmage, 183 on special teams and ranked fourth on the team in special teams tackles ... In for a season-high 20 plays against Western Carolina ... Tallied five tackles in the win over Cincinnati, including a six-yard sack.

In 2009: Started the Maryland and Clemson games at middle linebacker, he saw action in all 12 contests ... In for a season-high 58 snaps at Virginia Tech, his 14 tackles in that contests was the highest

tally for a Pack defender all season ... Played 51 snaps in the win over Maryland, tallying eight tackles including one for loss.

In 2008: Played in a dozen contests as a freshman, he was one of just five true freshmen to see action in 2008 ... In for a season-high 21 snaps in the South Florida game ... Made seven of his 14 tackles in the last two games of the season, including a high of four in the Papajohns.com Bowl.

Prep: Team captain and team MVP for coach Reggie Kennedy at Orangeburg Wilkinson Senior HS ... Tallied 161 tackles and five sacks during his senior campaign ... Rivals.com ranked him the No. 20 inside linebacker in the nation and the No. 13 player in South Carolina ... Played in the Shrine Bowl where he came away with defensive MVP honors after recording eight tackles, one tackle for loss, a fumble recovery and an interception ... Named all-state, all-region and all-area after his senior season ... Earned Coca Cola Touchdown Club Player of the Week honors ... Named to the High School Sports Report all-state team ... Majoring in communications.

2010 Lucas Game by Game Stats

Opp.	Pl.	Hit	Ast	Tot	TFL	Sk	QP	PBU
WCU	20	2	2	4				
@ UCF	1	0	0	0				
CIN	12	1	4	5	1-6		1-6	
@ GT	5	1	0	1				
VT	0	2	1	3				
BC	12	1	1	2				
@ ECU	10	0	0	0				
FSU	1	2	0	2				
@ Clem.	0	0	1	1				
WF	9	0	0	0				
@ UNC	1	1	0	1				
@ Md.							Special Teams Only	
#WVU							Special Teams Only	
#							Champs Sports Bowl, Orlando, Fla.	

Lucas Career Stats

Year	GP-GS	Pl	Ht	Ast	Tot	TFL	Sk	QP	PBU
2008	12-0	119	7	9	16	1-2		1	0
2009	12-2	279	30	21	51	2-6		2	0
2010	12-0	71	10	9	19	1-6	1-6	0	0
Totals	36-2	459	47	39	86	4-14	1-6	3	0



41 DWAYNE MADDOX
Linebacker
6-2 • 234 • Senior
Shelby, N.C.
Crest HS

In 2010: Reserve linebacker who saw action in nine contests ... Played a season-high 20 snaps in the season opener and then 19 in the Champs Sports Bowl win over West Virginia ... Backup at weakside

heading into spring practice.

In 2009: Started 11 contests on the season, 10 at weakside linebacker spot and one (Florida State) at middle linebacker ... Tallied nine stops in just 38 snaps in the win over Maryland, tying his career-high tackle total ... Saw action in 72 snaps at Florida State, another career-high ... Had 54 tackles for the season.

In 2008: Only true freshman on defense to start a game in 2008, he

got the nod four times ... Did not play in four of the last five games of the season, but was in for 308 snaps in the first eight games ... In for a high of 79 plays against Boston College ... His best tackle total was nine versus Florida State ... Caused and recovered a fumble versus BC ... Graduated from high school early, he enrolled at NC State in January of 2008.

Prep: A 2007 Shrine Bowl participant, he tallied 169 tackles as a senior, including a dozen for loss, earning all-state honors ... Was also named his conference's defensive player of the year ... Majoring in communications.

2010 Maddox Game by Game Stats

Opp.	Pl.	Hit	Ast	Tot	TFL-Yd	Sk-Yds	QP	PBU
WCU	20	3	1	4	1-6	1-6		
@ UCF	3	0	0	0	0-0	0-0		
CIN	4	0	0	0				
@ GT	7	0	1	1				
VT							Did Not Play	
BC	11	1	0	1				
@ ECU	2	0	1	1				
FSU	8	0	0	0				
@ Clem.							Did Not Play	
WF	10	0	1	1				
@ UNC							Did Not Play	
@ Md.							Did Not Play	
#WVU	19	0	0	0				
#							Champs Sports Bowl, Orlando, Fla.	

Maddox Career Stats

Year	GP-GS	Pl	Ht	Ast	Tot	TFL	Sk	QP	PBU
2008	9-4	308	19	13	32	0.5-1	0-0	1	0
2009	12-11	494	31	23	54	4-18	1-9	7	3
2010	9-0	84	4	4	8	1-6	1-6	0	0
Totals	30-15	886	54	40	94	5.5-25	2-15	8	3



35 TERRELL MANNING
Linebacker
6-3 • 224 • RS - Junior
Laurinburg, N.C.
Scotland Co. HS

In 2010: Hard-hitting linebacker who ranked fourth on the team in tackles with 76 for the season, tied for second in sacks (5) and had two caused and two recovered

fumbles ... Led the team in tackles in the season opener with 10 against Western Carolina ... Tallied 11 tackles for loss in his first year as a starter, he manned the weak side ... Sacked the quarterback in the endzone for a safety to preserve the win over North Carolina ... Forced a fumble and picked off a pass at Clemson.

In 2009: Started the Duke and Florida State contests ... In for a season-high 48 snaps at Wake Forest, his eight tackles at Florida State was his high in that category ... Also caused a fumble against the Seminoles.

In 2008: Redshirted the season as he rehabbed from knee surgery suffered in the last game of his prep career.

Prep: A preseason All-American who recorded an impressive 219 tackles, five sacks, three interceptions, four forced fumbles, two fumble recoveries, three quarterback pressures, three passes broken up and one blocked kick as a senior for Coach Mark Barnes ...

Named conference defensive player of the year, all-conference and all-region after his senior year ... Selected to play in the Shrine Bowl ... A four-star prospect and the No. 6 weakside linebacker by Scout.com ... Rivals.com ranked him as a four-star recruit, the No. 15 outside linebacker in the nation and the No. 3 player in North Carolina ... Two-time most outstanding defensive player at Scotland HS ... Earned all-conference and all-region honors after collecting 130 tackles, three interceptions and three fumble recoveries as a junior ... Named second-team junior All-American after his junior season ... Also named all-conference after his sophomore season ... An Africana studies major.

2010 Manning Game by Game Stats										
Opp.	Pl.	Hit	Ast	Tot	TFL-Yd	Sk-Yds	QP	FC/FR	PBU	INT
*WCU	25	5	5	10						
*@ UCF	62	4	0	4				1/1		
*CIN	60	3	1	4	2-14	2-14	1			
*@ GT	59	3	3	6	1-2			0/1		
*VT	62	3	2	5	1-3	1-3				
*BC	49	2	1	3	1-1		2		1	
*@ ECU	84	4	3	7	1-12	1-12			1	
*FSU	54	3	4	7			1			
*@ Clem.	77	6	3	9	1-1			1/0		1-8
*WF	49	3	1	4						
*@ UNC	71	4	4	8	3-16	1-10				
*@ Md.	67	2	2	4	1-1					
*#WVU	48	4	1	5			1			

- Champs Sports Bowl, Orlando, Fla.

Manning Career Stats										
Year	GP-GS	PI	Ht	Ast	Tot	TFL	SK	QP	PBU	IntCF/RF
2009	12-2	330	31	17	48	2-6	0-0	1	4	1-4 1/0
2010	13-13	767	46	30	76	11-50	5-39	5	2	1-8 2/2
Total	25-15	1097	77	47	124	13-56	5-39	6	6	2-12 3/2



79 R.J. MATTES
Offensive Tackle
6-6 • 303 • RS - Junior
Concord, N.C.
Robinson HS

In 2011: A preseason second-team All-ACC choice according to Lindy's.

In 2010: Came back from injury to start the last 10 games of the season at offensive tackle after spending his freshman

campaign at guard ... Posted the highest grade among the starters on the offensive line in eight of the 11 games in which he played ... Saw action for the first time in the win over Cincinnati, then was back in the starting lineup the next week in the win at Georgia Tech, he played 81 snaps in that contest ... In for an incredible 100 gradeable snaps at Maryland .. Most experienced returnee on the offensive line with 1,221 career snaps under his belt.

In 2009: Was the youngest player to start on the offensive line for NC State since 2003 ... Earned the nod at right guard prior to the season opener and started the first eight games before suffering a torn ACL just five plays into the Florida State contest ... Played 413 snaps for the season.

In 2008: Redshirted the season, he was named the offensive scout

team player of the week for the season opener with South Carolina.

Prep: A team captain who played left tackle for Coach Bobby Cloninger ... Named a four-star recruit and the No. 11 offensive tackle in the nation by Scout.com ... Rivals.com rated him as a four-star prospect and the No. 21 offensive tackle in the nation ... Ranked the No. 4 player in North Carolina by Rivals.com ... The No. 21 offensive tackle in the nation by ESPN ... A SuperPrep All-American ... Named to the all-state team after his senior campaign ... First player from Jay M. Robinson High School to play in the Shrine Bowl ... An all-conference, all-county and all-piedmont selection after his junior and senior seasons ... Also an all-conference and all-county performer in basketball ... Set the school record for rebounds and was named MVP of his basketball team ... Father, Ron, played defense at Virginia from 1981-84 when Tom O'Brien was on the coaching staff then went on to a pro career ... Now is on the coaching staff at Elon ... Majoring in business administration.

2010 Mattes Game by Game Stats

Opp.	Pl.	Sk
WCU		DNP - Injured
@ UCF		DNP - Injured
CIN	39	0
* @GT	81	0
*VT	87	0
*BC	73	0
*@ ECU	94	0
*FSU	80	2
*@ Clem.	65	1
*WF	43	1
*@ UNC	64	0
*@ Md.	100	0
*#WVU	82	

- Champs Sports Bowl, Orlando, Fla.

Mattes Career Stats

Year	GP-GS	Ply	Sk
2009	8-8	413	1
2010	11-10	808	4
Totals	19-18	1,221	5



95 ART NORMAN
Defensive End
6-1 • 225 • RS - Freshman
Stone Mountain, Ga.
Chamblee HS

In 2010: Redshirted the season ... A two-time defensive scout team player of the week, he earned that accolade for the Western Carolina and North Carolina contests.

Prep: Played three years of varsity football for coach Michael Collins at Chamblee High School ... Recorded 57 tackles, including 18 for loss and seven sacks, during his senior year ... Forced three fumbles and recovered one ... Boasted 65 tackles, 18 tackles for loss and 10 sacks as a junior ... As a sophomore, tallied 59 tackles including 16 for loss ... A mathematics major.



76 MIKEL OVERGAARD
Offensive Tackle
6-6 • 289 • RS -Senior
Weiser, Idaho
Weiser HS/Snow College

In 2011: Listed as the starter at left tackle heading into fall camp.

In 2010: Began the season as the starter at right tackle, he got the nod in the first two games before injuring his elbow in the win

over UCF ... Missed the next three games with the injury and then played sparingly the rest of the year ... Enrolled at NC State in January of 2010.

JUCO/Prep: Transferred to NC State from Snow College in Utah, where he started at left tackle for Coach Steve Coburn ... Earned all-conference honors in 2009 and posted a 3.8 GPA ... Rated a three-star recruit by Rivals.com... Originally enrolled at Washington State in 2007, where he walked on and red-shirted at tight end ... A graduate of Weiser High School, where he earned four letters each in football, basketball and track... An all-state performer as a junior and senior ... Earned all-conference and all-state honors in basketball... Captured state championship in the discus, setting a school record with a throw of 149-11... Majoring in human biology.

2010 Overgaard Game by Game Stats

Opp.	Pl.	Sk
*WCU	62	0
*@ UCF	25	
CIN	DNP - Injured	
@ GT	DNP - Injured	
VT	DNP - Injured	
BC	10	0
@ ECU	10	0
FSU	1	0
@ Clem.	Did Not Play	
WF	18	0
@ UNC	Did Not Play	
@ Md.	Did Not Play	
#WVU	Did Not Play	

Overgaard Career Stats

Year	GP-GS	Pl	Sk
2010	6-2	126	0



4 TOBAIS PALMER
Wide Receiver
5-11 • 175 • RS - Junior
Pittsboro, N.C.
Northwood HS/Georgia Military

In 2010: Redshirted the season.

On the Track: Joined teammate T.J. Graham on the men's outdoor track and field team, where he ran the 100-meter dash and 4X100-meter relay ... Posted a season-best time of 10.72 seconds at the Clem-

son Final Qualifier and was part of a 40.19-second relay at the Tar Heel Relays in Chapel Hill, N.C.

Prep: Originally signed with NC State in 2008 ... Played for coach Brett Williams at Georgia Military College ... Carried the ball 91 times for 662 yards and 10 touchdowns during his sophomore year ... Also caught 10 passes for 103 yards and one touchdown ... Rushed 43 times for 311 yards and three scores as a freshman, while pulling down 13 passes for 259 yards and three TDs ... Played running back and safety for coach Bill Hall at Northwood HS ... Rushed for over 4,700 yards and scored more than 80 all-purpose touchdowns in three seasons ... Scout.com ranked him as a three-star recruit and the No. 41 cornerback in the nation ... ESPN rated him as the No. 27 athlete in the country ... A three-star prospect and the No. 22 player in North Carolina by Rivals.com ... Played in the Shrine Bowl ... A two-time offensive player of the year in his conference ... Earned the Chatham County male athlete of the year award ... Finished second in the 100-meter dash at the 2-A state finals as a senior ... Majoring in sport management.



88 QUINTIN PAYTON
Wide Receiver
6-4 • 203 • RS - Sophomore
Anderson, S.C.
T.L. Hanna HS

In 2010: Reserve wide receiver who gained great experience behind a trio of seniors last season ... Suffered a finger injury in preseason practice and missed the first two games of the

year ... Saw action in 97 snaps for the remainder of the season, he caught four passes on the year.

In 2009: Redshirted the season at wideout, he was named the offensive scout team player of the week prior to the win over Gardner-Webb.

Prep: Attended T.L. Hanna High School and played for Coach Kenya Fouch... As a senior, played quarterback, completing 15 of 33 passes for 284 yards and 3 TDs...Rushed 43 times for 288 yards, caught 23 passes for 359 yards and three TDs ...Was selected to the 2008 HSSR Class AAAA All-State Offensive Team ... Selected and participated in the 2008 SCADA North-South All-Star game...2008 All Region 1 AAAA selection... A member of the Anderson County All-Area team in 2007 and 2008 ... Voted Anderson Touchdown Club Offensive Player of the Week In 2008 ... T.L. Hanna High School Most Valuable Offensive Player for 2008 ... Also won one of Hanna's Permanent Captains Award in 2007 and 2008 ... As a junior, pulled down 51 passes for 822 yards and nine touchdowns... A 2007 All-Region 1 AAAA Football Selection... Named his school's Best Receiver Award in 2007 ... Named to Prep Star's All-Atlantic Region class of 2009 ... Also played basketball, where he was an all-tournament selection in Anderson County 2008, and ran track ... Selected by faculty and students to the T.L. Hanna Who's Who 2008... A three year volunteer for the Special Olympics ... Enrolled in the First Year College.

Payton Career Stats

Year	GP-GS	Pl	Rec	Yds	TD	LG
2010	11-0	97	4	38	0	12



21 EVERETT PROCTOR
Wide Receiver
6-2 • 219 • RS - Sophomore
Fayetteville, N.C.
Britt HS

In 2010: Spent the season in the defensive secondary, he moved to wide receiver for 2011 spring workouts ... Saw action in two games last season, seeing action from scrimmage against Western Carolina.

In 2009: Redshirted the season at safety after shoulder surgery.
Prep: Completed 63 of 133 passes for 1,100 yards, and threw eight touchdowns as a senior under Coach Richard Bailey ... Also rushed for 1,100 yards on 156 carries and 15 touchdowns and caught five passes for 134 yards and four touchdowns... Responsible for 27 total TDs ... Punted 21 times in 2008 for 809 yards – his longest was a 72-yarder ... A Shrine Bowl selection ... As a junior, completed 77 of 160 passes for 754 yards and threw five touchdowns ... Also rushed for 1,105 yards on 183 carries and scored 13 TDs in 2007 ... Named his region's Player of the Year and his team MVP as a junior ... A two-time all-region performer ... Tallied 300 yards of total offense in the state title game and was named the MVP ... Scored 152 total points as a kicker ... Named to the NC Preps and AP all-state first teams in 2008 and to the All-Atlantic Region class of 2009 by PrepStar ... Intends to major in arts applications.

2010 Proctor Game by Game Stats

Opp.	Pl.	Hit	Ast	Tot	TFL-Yd	Sk-Yds	QP	FC/FR	PBU
WCU	4	0	0						
WF									Special Teams Only

Proctor Career Stats

Year	GP-GS	Pl	Hit	Ast	Tot	TFL-YD	PBU	INTCF/RF
2010	2-0	4	0	0	0			



93 THEO RICH
Defensive End
6-3 • 225 • RS - Freshman
Portal, Ga.
Portal HS

In 2010: Redshirted the season at defensive end.

Prep: Started during his senior campaign at Portal High School for Coach Justin Chester at defensive end and wide receiver ... Played only one season of high school football ... Totaled 45 tackles, including a dozen stops for loss and seven sacks ... Also forced three fumbles while recovering two others ... As a WR had 11 receptions for 190 yards and 1 TD with a 17.3 yards per reception average ... Was voted as Portal's Team MVP ... Voted first-team All-Region 3A East ... won the Golden Helmet award at Portal for outstanding contribution and performance ... Enrolled in the First Year College.



99 JEFF RIESKAMP
Defensive End
6-3 • 245 • RS - Senior
Cincinnati, Ohio
Elder HS

In 2010: Solid performer in his first season as a full-time starter, he started every contest except on Senior Day ... In for 460 snaps for the season, including a high of 57 in the overtime game at East Carolina

... Tallied a season-high eight tackles, including two for loss, in the win at Georgia Tech ... Tallied three QB pressures versus Cincinnati and Clemson ... Also had three tackles, a 12-yard sack and a fumble recovery against the Tigers.

In 2009: Missed the entire season with a sports hernia, he underwent surgery in October.

In 2008: Reserve defensive end for most of the season, he started the Florida State and Maryland contests ... In for a high of 21 snaps against East Carolina and Wake Forest ... Tallied three tackles, including 1.5 for loss, versus the Seminoles.

In 2007: Redshirted the season at defensive end.

Prep: Tallied 56 tackles and nine sacks as a senior ... Named all-state, all-district and all-league that season as well ... Ranked as one of the top-50 players in Ohio by Rivals.com ... Made 50 tackles as a junior with 10 tackles for loss, three sacks and three forced fumbles ... Also swam in high school and competed in track and field ... Ranked as a three-star defensive end by Rivals.com ... Coached by Doug Ramsey at Elder HS ... A multidisciplinary studies major.

2010 Rieskamp Game by Game Stats

Opp.	Pl.	Hit	Ast	Tot	TFL-Yd	Sk-Yds	QP	PBU	CF/RF
*WCU	24	2	0	2			2		
*@UCF	40	2	1	3					
*CIN	38	0	1	1			3		
*@GT	40	5	3	8	2-2		1		
VT									Did Not Play
*BC	24	0	1	1			2	2	
*@ECU	57	1	1	2			2		
*FSU	39	1	0	1					
*@Clem.	47	1	2	3	1-12	1-12	3		0/1
WF	25	1	0	1					
*@UNC	41	2	1	3	1-7	1-7	2		
*@Md.	48	0	1	1			1		
*#WVU	37	1	0	1			1		

- Champs Sports Bowl, Orlando, Fla.

Rieskamp Career Stats

Year	GP-GS	Pl	Ht	Ast	Tot	TFL	Sk	QP	PBU	CF/RF
2008	12-2	301	15	6	21	3.5-12	2-5	6	0	0/0
2010	12-11	460	16	11	27	4-21	2-19	17	2	0/1
Totals	24-13	761	31	17	48	7.5-23	4-24	23	2	0/1



54 BRIAN SLAY

Defensive Tackle
6-3 • 290 • Junior
Ashburn, Va.
Stone Bridge HS

In 2011: Listed as a starter heading into fall camp.

In 2010: Earned his first career start in the season opener, he saw frequent action as part of the second-team unit on the defensive

line ... Tallied a career-high five stops at Clemson, he also had two quarterback pressures in that game ... Recovered a fumble in the win at North Carolina.

In 2009: Saw action in 10 games ... Played 115 snaps, including a high of 18 versus Gardner-Webb and at Virginia Tech ... Tallied three tackles in just nine plays at Boston College ... Pressured the opponent's QB eight times for the season, six in the last three games.

Prep: Played defensive tackle at Stone Bridge High School for Coach Mickey Thompson... Recorded 72 tackles, six sacks, two interceptions, and blocked two kicks as a senior... Tallied 65 tackles and six sacks as a junior... Helped lead his team to the 2007 and 2008 Group AAA Division 5 state title... A second-team all-state selection as a junior... Played his sophomore season at Kennesaw Harrison High School in Georgia, where he earned all-area, all-district, and second-team all-state honors after recording 88 tackles and 10 sacks ... Named to the All-Atlantic Region class of 2009 by Prep Star ... A program management major.

2010 Slay Game by Game Stats

Opp.	Pl.	Hit	Ast	Tot	TFL-Yd	Sk-Yds	QP	PBU/CF/RF
*WCU	28	1	1	2				
@ UCF	24	1	0	1				
CIN	25	1	0	1			1	
@ GT	26	2	0	2			1	
VT	18	1	1	2				
BC		DNP						
@ ECU	19	3	1	4				
FSU	27	0	0	0				
@ Clem.	24	5	0	5			2	
WF	24	1	0	1			1	
@ UNC	24	2	0	2				0/1
@ Md.	19	2	0	2				
#WVU	26	1	1	2	1-4			

- Champs Sports Bowl, Orlando, Fla.

Slay Career Stats

Year	GP-GS	Pl	Ht	Ast	Tot	TFL	QP	CF/RF
2009	10-0	115	4	2	6	0-0	8	0/0
2010	12-1	284	20	4	24	1-4	5	0/1
Totals	22-1	399	24	6	30	1-4	13	0/1



86 JAY SMITH

Wide Receiver
6-2 • 209 • RS - Senior
Norfolks, Va.
Lake Taylor HS

In 2010: Has played in 36 career games and should battle for a starting job in 2011 ... Earned his first career start at Clemson - he also got the nod against Wake Forest ... Scored his first career touchdown in the win

over Cincinnati, a 16-yarder ... Missed the season opener with a groin injury ... Had two catches for 23 yard against Virginia Tech.

In 2009: Saw action in 11 games, he missed the Gardner-Webb contest with the flu ... Pulled down two catches at Boston College ... Had his career-long reception, a 33-yarder, at Virginia Tech.

In 2008: Reserve wideout who played in all 13 games, starting the season opener at South Carolina ... Had more than half of his catches (4 of 7) in the last four games, including a season-long 27-yarder in the win over Wake Forest.

In 2007: Redshirted the season at wide receiver.

Prep: Caught 17 balls for 276 yards and six touchdowns as a junior ... Named to the All-Beach district team as a junior ... Played for coach Hank Sawyer at Lake Taylor HS ... An arts application major.

2010 J. Smith Game by Game Stats

Opponent	Pl	Rec	Yds	TD	LG
WCU		Did Not Play - Injured			
@ UCF	23	1	7	0	7
CIN	24	1	16	1	16
@ GT	35	1	13	0	13
VT	37	2	23	0	15
BC	30	0	0	-	-
@ ECU	27	1	2	0	2
FSU	25	0	0	-	-
*@ Clem.	38	1	12	0	12
*WF	35	1	4	0	4
@ UNC	20	0	0	-	-
@ Md.	37	1	3	0	3
#WVU	12	1	4	0	4

- Champs Sports Bowl, Orlando, Fla.

J. Smith Career Stats

Year	GP-GS	Pl	Rec	Yds	TD	LG
2008	13-0	209	7	78	0	27
2009	11-0	232	5	59	0	33
2010	12-2	343	10	84	1	16
Totals	36-2	784	22	221	1	33



2 RASHARD SMITH

Cornerback
5-11 • 175 • RS - Sophomore
Dublin, Ga.
Dublin HS



In 2011: Will play at the boundary corner .
In 2010: Redshirted the season after suffering a knee injury midway through his freshman campaign ... His return will be a huge boost to the defensive secondary.

In 2009: True freshman who moved into the starting lineup in just his second collegiate game ... Got the nod at the boundary corner versus Murray State and Gardner-Webb before suffering an ankle injury just 13 snaps into the GWU game .. Sat out the Pitt and Wake Forest contests with that injury and then came back for 24 snaps versus Duke ... Took back over as a starter at Boston College and tallied four tackles and a PBU in 64 snaps before suffering a season-ending knee injury.

Prep: Intercepted 10 passes as a cornerback in both his senior and junior years at Dublin High School for Coach Roger Holmes...Named to the *Atlanta Journal Constitution's* Georgia Top 150 ... Tallied 30 interceptions in his career ... Also served as quarterback, passing for 1,300 yards and rushed for 997 in 2008 ... Returned two punts and one kickoff for touchdowns as a senior ... Named the Georgia Class AA Defensive Player of the Year in 2008 and 2007 as voted by the media ... Named Georgia Class AA Offensive Player of the Year in 2008 as voted by the coaches ... A Class AA first-team all-state selection as a junior and senior ... Played point guard for Dublin's basketball team, which was ranked tops in the state ... Named to Prep Star's All-Southeast Region class of 2009 ... Intends to major in program management.

2009 R. Smith Game by Game Stats

Opponent	Pl	Ht	Ast	Tot	TFL	Sk	PBU	KOR	PR	
S. Car.	10	3	1	4	1-9	1-9			1-31	
*Murray St.	24	2	1	3	1-3					
*G. Webb	13	0	0	0				1-24	2-7	
Pitt		Did Not Play - Injured								
@ WFU		Did Not Play - Injured								
Duke	24	0	1	1						
*@ BC	64	3	1	4			1		1-1	
@ FSU		Did Not Play - Injured								
Maryland		Did Not Play - Injured								
Clemson		Did Not Play - Injured								
@ Va. Tech		Did Not Play - Injured								
UNC		Did Not Play - Injured								

R. Smith Career Stats

Year	GP-GS	Pl	Ht	Ast	Tot	TFL	SK	PBU	KOR	PR
2009	5-3	135	8	4	12	2-12	1-9	1	1-24	4-39



52 J.R. SWEETZ

Defensive Tackle
6-5 • 293 • RS - Senior
Mooreville, N.C.
Mooreville HS



In 2011: A preseason All-ACC choice according to Lindy's.

In 2010: An honorable mention All-ACC performer who was one of the Pack's most dominant defenders, tallying 13 tackles for

loss and six sacks ... Team leader in sacks with six, five came in the last four games of the regular season ... Ranked second on the team in tackles for loss ... Had the best game of his career in the one-point loss at Clemson, he tallied four tackles for loss, including a pair of sacks and led the team with 10 total tackles ... Also had two quarterback pressures and forced a fumble ... Made four stops behind the line of scrimmage at Maryland, including a seven-yard sack ... In for a season-high 60 snaps in the overtime loss to East Carolina.

In 2009: Reserve defensive tackle who played in all 12 games and started the Gardner-Webb contest ... In for a season-high 37 snaps at Virginia Tech, he tallied three tackles, including an eight-yard sack, and had three quarterback pressures in that game ... Made a season-best four tackles against Duke ... Had five tackles for loss, three sacks for the season ... Pressured the Maryland quarterback five times in that win.

In 2008: Saw action in two games at defensive end, seven snaps versus Williams and Mary and six at South Carolina ... Recorded one tackle and a quarterback pressure.

In 2007: Redshirted the season at defensive end, he was named the Scout Team Player of the Year for the defense ... Spent some time at linebacker during 2008 spring drills.

Prep: A linebacker in high school who recorded an impressive 195 tackles in 12 games as a senior at Mooreville HS for coach Barclay Marsh ... Recorded 14 tackles for loss, including six sacks, and recovered four fumbles as a senior ... Notched 115 tackles, eight tackles for loss and three sacks as a junior ... PrepStar all-region selection ... Won the Class 3A heavyweight wrestling championship for the state of North Carolina ... Majoring in sport management.

2010 Sweetz Game by Game Stats

Opp.	Pl.	Hit	Ast	Tot	TFL-Yd	Sk-Yds	QP	FC/FR	PBU	
WCU		Did Not Play								
*@ UCF	44	0	0	0					2	
*CIN	41	4	0	4				0/1		
*@ GT	40	3	2	5						
*VT	41	1	1	2						
*BC	25	2	2	4	2-4	1-3				
*@ ECU	60	5	1	6	1-1			1		
*FSU	35	1	1	2				1	0/1	
* @ Clem.	49	7	3	10	4-21	2-16	2	1/0		
*WF	27	2	1	3						
*@ UNC	36	2	2	4	2-12	2-12	1			
*@ Md.	39	6	0	6	4-11	1-7	1			
*#WVU	23	0	0	0						

Sweezy Career Stats

Year	GP-GS	PI	Hit	Ast	Tot	TFL-YD	Sk-YD	QP	PBU	CF/RF
2008	2-0	13	1	0	1			1		
2009	12-1	268	15	2	17	5-28	3-22	13	0	
2010	12-12	460	33	13	46	13-49	6-38	6	3	1/2
Totals	26-13	741	49	15	64	18-77	9-60	20	3	1/2



83 ANTHONY TALBERT

Tight End

**6-4 • 246 • RS - Sophomore
Cincinnati, Ohio
Winton Woods HS**

In 2010: Reserve tight end who saw action in every game, mainly on special teams ... In for five snaps from scrimmage in the season opener against Western Carolina.

In 2009: Redshirted the season, he was

named the offensive scout team player of the week prior to the Clemson game.

Prep: Played tight end at Winton Woods High School for Coach Troy Everhardt ... Was a 2008 All-Tri-state nominee... Named to Prep Star's All-Midwest Region class of 2009... Ranked the No. 7 tight end by Ohiovarsity.com ... The No. 77 tight end in the nation by ESPN ... Also played basketball for Winton Woods ... A mechanical engineering major.

Talbert Career Stats

Year	GP-GS	PI	Rec	Yds	TD	LP
2010	13-0	5	0	0	0	-



69 THOMAS TEAL

Defensive Tackle

**6-2 • 315 • RS - Freshman
Bennettsville, S.C.
Marlboro County HS**

In 2010: Redshirted the season ... Named the defensive Scout Team Player of the Week for the Virginia Tech game.

Prep: Played at Marlboro County High School for coach Dean Boyd ... A three-star recruit ... Tallied 89 tackles, including 21 for loss and one sack as a senior ... Ran for six touchdowns ... Selected as a 2009 Carolina Panther Community Captain ... Helped raise over \$10,000 for Relay for Life ... Represented South Carolina in the Shrine Bowl ... Named to the High School Sports Report first-team all-state defense ... Selected to the SCVarsity.com first-team all-state defense ... Team captain ... Recorded 70 tackles and four sacks as a junior ... Earned all-state honors during his junior campaign as well ... Recognized as an all-region performer as a senior, junior and sophomore... Named to the All-Zone Defensive Team ... Majoring in criminology.



80 BRYAN UNDERWOOD

Wide Receiver

**5-11 • 170 • RS - Freshman
University Heights, Ohio
Cleveland Heights HS**

In 2010: Redshirted the season at wide receiver.

Prep: Competed at Cleveland Heights High School under coach Jeff Rotsky at wide receiver ... Originally signed with the Wolfpack

in 2009 ... A starter as a senior, he pulled down 16 catches for 156 yards and four touchdowns ... Caught 40 passes for 573 yards and seven touchdowns as a junior ... Averaged 21 yards per kickoff return, returning one for a touchdown in 2007 ... Named to the All-Sun Northeast regional team as a senior ... Named to Prep Star's All-Midwest region class in 2009 ... Won the state championship with Cleveland Heights' track team ... Enrolled in the First Year College.



3 CURTIS UNDERWOOD

Halfback

**5-11 • 220 • RS - Senior
Lackawanna, N.Y.
Lackawanna HS**

In 2010: Saw action in 11 contests, mainly on special teams ... Carried the ball 15 times for 62 yards ... Scored his first career receiving TD in the win over Cincinnati.

In 2009: Redshirted the season, he was named the Offensive Scout Team Player of the Year ... Earned the scout team's weekly honor on offense prior to the Duke game ... Suffered a sprained knee in spring workouts, missing the Kay Yow Spring Game, but should be back in action for fall camp.

In 2008: Backup halfback who saw action in 12 games, he played from scrimmage in five contests ... Posted a career-high 46 rushing yards at Clemson on 11 carries ... Scored his first career touchdown on a 10-yard run against William & Mary ... Tallied 29 yards on nine carries in that contest.

In 2007: Reserve halfback who played in six contests, he gained 84 yards on 19 carries for the season ... Missed most of 2008 spring workouts with an ankle injury.

Prep: Ran for 2,124 yards as a senior in 10 games for head coach Bruce Lasko at Lackawanna HS ... Scored 20 touchdowns and averaged 8.7 yards per carry ... Earned the Connolly Cup as the Western New York player of the year in 2006 ... Named first-team Class B all-state ... Ran for 1,344 yards as a junior and score 14 touchdowns ... Scored two touchdowns on kick returns in his career ... Earned All-Western New York honors and second-team all-state honors as a junior ... A parks, recreation and tourism major.

Underwood Career Stats

Year	GP-GS	PI	Att	Yds	TD	LG	Rec	Yds	TD	LG
2007	6-0	37	19	84	0	15	1	8	0	8
2008	12-0	73	32	116	1	15	4	28	0	12
2010	11-0	32	15	62	0	10	1	12	1	12
Totals	29-0	142	66	262	1	15	6	48	1	12



64 ANDREW WALLACE

Offensive Guard
6-5 • 304 • RS - Junior
Charlotte, N.C.
Olympic HS

In 2011: Could miss a significant part of the 2011 campaign after suffering a knee injury in practice for the Champs Sports Bowl ... Underwent surgery in January.

In 2010: Started every game of the regular season at left guard .. In for 773 snaps for the season, one of the highest totals on the team.

In 2009: Saw action in every contest, he earned the starting nod at left tackle versus Gardner-Webb and Maryland ... In for a season-high 72 snaps in the win over the Terrapins.

In 2008: Redshirted the season, he was named the offensive scout team player of the week for the South Florida game.


Prep: Played right guard and was a team captain for coach Barry Shuford ... Earned All-Queen City honors after his junior and senior season ... Earned All-Mecklenburg honors after his senior season ... Named to the 3A all-state team by the Charlotte Observer ... High school teammate of Wolfpack wide receiver Steven Howard ... A science, technology and society major.

2010 Wallace Game by Game Stats

Opp.	Pl.	Sk
*WCU	62	0
*@ UCF	68	0
*CIN	70	0
*@ GT	20	2
*VT	55	0
*BC	70	0
*@ ECU	94	0
*FSU	80	0
*@ Clem.	68	1
*WF	41	0
*@ UNC	48	2
*@ Md.	97	1
#WVU	DNP - Injured	
#	- Champs Sports Bowl, Orlando, Fla.	

Wallace Career Stats

Year	GP-GS	Ply	Sk
2009	12-2	288	0
2010	12-12	773	6
Totals	24-14	1061	6



24 JAMES WASHINGTON

Halfback
6-0 • 180 • Junior
Orlando, Fla.
Boone HS

In 2010: Started the last four games of the season, including the bowl win ... The Wake Forest game marked the first start of his career ... Led the team in rushing against North Carolina and Maryland ... Missed the first five

games with a hamstring injury, he came back against Boston College and rushed the ball twice, caught five passes and had a kickoff return ... Hauled in his first touchdown reception at Maryland ... Returned four kickoffs for 75 yards against East Carolina.

In 2009: Played in the first six games of the season before suffering a season-ending knee injury at Boston College ... Saw action from scrimmage in the first three games, he scored three touchdowns in the win over Murray State: two on the ground and one on a reception ... Ran the ball 21 times for 76 yards in those three games ... Graduated from high school early and joined the Wolfpack in January of 2009.

Prep: Rushed for 1,874 yards on 244 carries during his senior campaign at Boone High School under Phil Ziglar, an average of over nine yards per carry ... Also scored 21 touchdowns en route to leading his squad to the 6-A state semifinals ... Named to the All-Atlantic Region class of 2009 by Prep Star... As a junior, tallied 1,761 yards and 14 TDs and led his team to the 6-A state finals ... Set the Boone career rushing record with 4,731 yards ... A two-time All-Orange County, All-Metro Conference and All-Central Florida performer ... An honorable mention All-6A performer in 2007 and a third-team performer in 2008 ... A sports management major.

2010 Washington Game by Game Stats

Opponent	Pl	Att	Yds	TD	LG	Rec-Yds	TD	LG	KOR
BC	24	2	3	0	2	5-28	0	7	1-35
@ ECU	32	3	6	0	2	0-0	0	-	4-75
FSU	40	8	23	0	6	3-22	0	13	2-60
@ Clem.	42	8	8	0	4	4-49	0	24	2-34
*WF	36	5	13	1	4	7-36	0	10	0-0
* UNC	38	12	45	0	9	0-0	0	0	0-0
*@ Md.	82	15	55	0	12	6-46	1	15	0-0
*#WVU	59	18	62	0	11	2-4	0	4	0-0
#	- Champs Sports Bowl, Orlando, Fla.								

Washington Career Stats

Year	GP-GS	Pl	Att	Yds	TD	LG	Rec Yds	TD	LG	KOR
2009	6-0	47	21	76	2	12	5 44	1	13	
2010	8-4	353	71	215	1	12	27 185	1	24	9-204
Totals	14-4	400	92	291	3	12	32 229	2	24	9-204



82 ASA WATSON

Tight End
6-4 • 225 • Junior
Rock Hill, S.C.
Rock Hill HS

In 2011: Plans to red-shirt the 2011 campaign ... Spent part of the summer working on Skid Row in Los Angeles with Athletes in Action.


In 2010: Reserve tight end who saw action in every game ... Blocked a punt at Georgia Tech, it was recovered for a touchdown ... Caught his only pass of the season, a 22-yarder, in the win over Florida State.

In 2009: Played in nine games for the season, his one reception was a six-yarder in the win over Gardner-Webb ... In for a season-high 37 snaps versus Murray State ... Also saw action on special teams.

Prep: Rated No. 10 at tight end by Scout.com after playing for Coach Joe Montgomery and serving as a captain ... Tallied 16 catches for 423 yards and two TDs as a senior ... Also played defensive end... An all-state selection ... A Shrine Bowl selection, he won the event's Outstanding Achievement Award for the highest GPA among participants ... A Shrine Bowl captain ... Named to the All-Region 4-AAAA team twice ... Attended the Palmetto Boys State program that recognizes outstanding high school students ... Selected to represent his team at the South Carolina High School League Leadership Conference ... Was also selected as a Carolina Panthers Community Captain ... A member of the track and field team where he was the state runner-up in the discus throw and was an all-region performer in the discus, shot put and 110 meter hurdles ... Received his school's Challenger Award for character ... Was the Rock Hill High Homecoming King ... A three-time all-region tuba player ... His older brother Ben was a starting tight end for the New England Patriots and now plays for the Cleveland Browns ... A communication major.

Watson Career Stats

Year	GP-GS	Pl	Rec	Yds	TD	LP	BK
2009	9-0	66	1	6	0	6	
2010	13-0	126	1	22	0	22	1
Totals	22-0	192	2	28	0	22	1



53 CAMDEN WENTZ

Center
6-3 • 296 • Junior
Marietta, Ga.
Lassiter HS

2010: Ranked second on the team in snaps played for 2010 with 995, only quarterback Russell Wilson had more ... Only allowed one sack for the season ... Posted the top

grade on the offensive line versus Virginia Tech ... Solid performer who was in for an incredible 100 gradeable snaps at Maryland.

In 2009: Backup center who saw action in five contests ... In for a season-high 35 snaps in the win over Murray State.

Prep: Ranked as the No. 12 center in the nation by Scout.com ... Played

left tackle and center his senior year at Lassiter High School for Coach Chip Lindsey ... Started his sophomore, junior and senior seasons and was a four-year letterman... Named to the AP's All-Georgia team as a senior... Named to Prep Star's All-Southeast Region class of 2009... Named to the Atlanta Journal Constitution's "The Georgia 150"... Also played lacrosse and swam ... Father, Jeff, was an All-American swimmer at Arkansas ... A sport management major.

2010 Wentz Game by Game Stats

Opp.	Pl.	Sk
*WCU	62	1
*@ UCF	68	0
*CIN	77	0
*@ GT	81	0
*VT	87	0
*BC	77	0
*@ ECU	94	0
*FSU	80	0
*@ Clem.	68	0
*WF	55	0
*@ UNC	64	0
*@ Md.	100	0
*#WVU	82	0

- Champs Sports Bowl, Orlando, Fla.

Wentz Career Stats

Year	GP-GS	Pl	Sk
2009	5-0	67	0
2010	13-13	995	1
Totals	18-13	1,062	1



97 FORREST WEST

Defensive End
6-1 • 260 • Junior
Canton, Conn.
Salisbury School/Colorado

In 2011: Transferred to NC State from Colorado, he will sit out the 2011 campaign and then will have two years of eligibility.

At Colorado: Entered the 2010 season as the starter left defensive end, but missed the first portion of fall practices after undergoing arthroscopic surgery in July to mend a cartilage injury ... As a freshman (2009), played in all 12 games ... In 192 snaps from scrimmage, he recorded 10 tackles (eight solo, one for a loss, two for zero gains), along with two passes broken up, a forced fumble, a third down stop and a quarterback chasedown (near-sack) ... Posted a season/career high three tackles (all solo) at Texas, one was for a loss and the other two for no gain ... Recipient of the team's Lee Willard Award, presented to the most outstanding freshman, and he was a first-team Freshman All-Big 12 team member as selected by Rivals/Yahoo! Sports.

Prep: A two-time letterman, he was named first-team All-Erickson League and first-team All-New England for Class A by the New England Prep School Athletic Council at the Salisbury School for coach Chris Adamson ... Split time at defensive end and outside linebacker and finished the season with 70 tackles, including six sacks and six forced fumbles ... Also blocked two punts and he also averaged about 2.5 quarterback hurries per game, as well ... Missed

his junior season after sustaining an injury in the weight room prior to the season ... As a sophomore, saw action at defensive end and compiled 40 tackles with seven sacks and had a fumble return for a touchdown ... Salisbury completed an undefeated 9-0 season while earning the Erickson League and New England Prep School championship ... Lettered twice in basketball ... Earned Honor Roll status his junior and senior years in high school.

West Career Stats at Colorado

Year	GP-GS	PI	Hit	Ast	Tot	TFL-YD	Sk-YD	QP	PBU	CF/RF
2009	12-0	192	8	2	10	1-2	0-0	2	2	0/1
2010	11-0	258	14	5	19	8.5-34	5.5-28	1	0	0/0
Totals	23-0	450	22	7	29	9.5-36	5.5-28	3	2	0/1



20 C.J. WILSON
Cornerback
5-11 • 179 • RS - Junior
Lincolnton, N.C.
Lincolnton HS

In 2011: Played at the field corner spot, but moved to the boundary for spring workouts and is listed as the starter there heading into fall camp.

In 2010: First Wolfpack player since 1966

to return two interceptions for scores in the same season ... Pulled down his first career pick in the win at Central Florida, he returned it 43 yards for a score ... Ran one back 28 yards for a touchdown in the win over Boston College ... Started all 13 games, he was in for 794 snaps, the highest-highest tally on the defensive side of the ball ... Made a season-high seven tackles in the win over Florida State ... Also broke up two passes in that contest.

In 2009: Played in all 12 games, he started two games at boundary corner and two at the field corner spot ... In for a season-high 76 snaps at Virginia Tech, he caused a fumble in that contest ... Tallied seven tackles at Florida State.

In 2008: Redshirted the season, he was named the defensive scout team player of the week for the Florida State game.

Prep: Played cornerback and running back for coach Scott Cloninger at Lincolnton HS ... Helped lead his team to victory in the 2A state championship this past season and earned MVP honors for his performance in the game ... Finished his career by breaking the Lincoln County record for career total yardage (5,919 yards), career rushing yards (3,941 yards) and career scoring (468 points) ... Recorded four interceptions, two fumble recoveries and broke up seven passes as a senior ... Earned the Charlotte Observer Gaston/Lincoln Defensive Player of the Year after his senior season ... Named Southern Piedmont Conference Player of the Year last season ... Selected to play in the Shrine Bowl ... Majoring in sport management.

2010 Wilson Game by Game Stats

Opp.	Pl.	Hit	Ast	Tot	TFL-Yd	QP	FC/FR	PBU	INT
*WCU	33	2	0	2					
*@ UCF	56	5	0	5					1-43-1
*CIN	56	3	1	4				1	
*@ GT	67	1	0	1				1	
*VT	66	1	2	3				3	
*BC	30	2	0	2					1-28-1
*@ ECU	88	2	0	2					
*FSU	67	6	1	7				2	

*@ Clem.	74	4	1	5					
*WF	51	2	0	2					
*@ UNC	71	1	0	1					
*@ Md.	68	4	1	5					1
*#WVU	67	4	0	4					

- Champs Sports Bowl, Orlando, Fla.

Wilson Career Stats

Year	GP-GS	PI	Hit	Ast	Tot	CF/RF	PBU	Int-TD
2009	12-6	445	16	5	21	1/1		
2010	13-13	794	37	6	43		8	2-71-2
Totals	25-19	1239	53	11	64	1/1	8	2-71-2



44 LOGAN WINKLES
Fullback
6-1 • 240 • RS - Freshman
Thomaston, Ga.
Upson Lee HS

In 2010: Redshirted the season at fullback, he suffered a knee injury during bowl practice and will miss spring workouts ... Named the offensive scout team player of the week for the Florida State game.

Prep: Started at tight end and linebacker for coach Tommy Watson at Upson Lee High School ... Caught seven passes for 122 yards during senior year ... Named first-team all-state in Georgia class AAAA for senior and junior years ... Tabbed All-Middle Georgia honorable mention and first-team all-region as a junior ... Also a standout wrestler, he is currently ranked as the top heavyweight in the state of Georgia ... Majoring in sport management.



27 EARL WOLFF
Safety
6-0 • 201 • RS - Junior
Raeford, N.C.
Hoke County HS

In 2010: Ranks third on the team in tackles with 91, he had 14 in the win at North Carolina, including 11 solo stops and a seven-yard sack ... Started every game of the season at boundary safety ... Pulled

down his first career interception in the win at Central Florida ... Forced three fumbles in 2010, one of the top marks in the ACC ... Led the team in tackles with 15 at East Carolina and tied for the team lead versus Florida State with eight ... Named the team's Most Valuable Defensive Back.

In 2009: Started four games at the boundary safety position ... Led the team in tackles against Pitt with 10, while in for just 26 snaps ... Ended the season ranked 10th on the squad with 51 tackles ... In for a season-high 36 snaps at Wake Forest ... Ranked third on the team in special teams tackles.

In 2008: Redshirted the season at defensive back, he was named the defensive scout team player of the week for the South Florida and Miami games.

Prep: Played running back and safety at Hoke County HS ... Rushed



135 times for 997 yards and nine touchdowns as a senior ... Also recorded 89 tackles, 12 tackles for loss, five interceptions, one sack and seven forced fumbles during his senior season ... Named all-conference as a running back and all-region as a safety ... Also earned all-conference honors after his junior season as a safety ... Named offensive player of the year for his team ... Has been an all-conference performer in track since his ninth grade year ... In 10th grade he finished fifth in the state in the long jump and triple jump ... Played for coach Greg Bryant at Hoke County HS ... Majoring in sport management.

2010 Wolff Game by Game Stats

Opp.	Pl.	Hit	Ast	Tot	TFL-Yd	Sk-Yds	QP	PBU	INTCF/RF
*WCU	33	4	1	5					
*@ UCF	65	3	1	4	0.5-1				1-31
*CIN	66	4	1	5					
*@ GT	63	5	3	8				1	1/0
*VT	66	1	3	4					1/0
*BC	31	4	2	6					
*@ ECU	84	11	4	15	1-1				
*FSU	67	6	2	8				1	
*@ Clem.	74	4	2	6				1	1/0
*WF	50	9	2	11	1-5	1-5			1/1
*@ UNC	68	11	3	14	1-7	1-7			
*@ Md.	68	1	1	2					
*#WVU	56	2	1	3				2	

- Champs Sports Bowl, Orlando, Fla.

Wolff Career Stats

Year	GP-GS	Pl	Hit	Ast	Tot	TFL-YD	Sk-YD	QP	PBU	INTCF/RF
2009	12-4	209	42	9	51				1	
2010	13-13	791	65	26	91	3.5-14	2-12	2	3	1-31 4/1
Totals	25-17	1,000	107	35	142	3.5-14	2-12	2	4	1-31 4/1

2011 SIGNEES

71 Alex Barr • 6-7 • 302 • Offensive Line Fayetteville, Ga. • Starr's Mill HS

A Rivals.com three-star prospect ... Helped lead Starr's Mill to a Georgia Region 3 AAAA title and a runner-up finish in the state championship game ... Collected class AAAA second-team all-state honors as a senior ... Also named first-team all-region and all-county as a junior and senior ... Was the top-graded lineman for Starr's Mill under coach Chad Phillips ... Played at offensive tackle and guard ... Was credited with 30 pancake blocks during his final season.

36 Wil Baumann • 6-4 • 190 • Punter Wilmington, N.C. • J.T. Hoggard HS

Rated as the third-best punter in the country by Scout.com ... A three-star recruit according to both Rivals.com and Scout.com ... Averaged 44.8 yards per punt as a junior for coach Scott Braswell at Hoggard HS, with a net of 44.6 yards ... Also downed 29 punts inside the 20 ... Averaged 43.8 yards per punt as a sophomore ... Named to the AP all-state team in 2009 ... Maintains a 3.5 GPA in the classroom.

89 Benson Browne • 6-5 • 240 • Tight End Cincinnati, Ohio • Walnut Hills HS

Rated as the 65th-best tight end in the country by Scout.com ... As a senior, caught five passes for 65 yards and a touchdown on a team that averaged just 5.9 completions per game at Walnut Hills under coach George Kontsis ... Reeled in eight grabs for 90 yards and two scores as a junior although his team ran the ball over 200 more times than they passed it ... Rated as a three-star prospect by both Rivals.com and Scout.com ... Chosen as the third-best tight end in the state by OhioVarsity.com ... Named one of the 10 best tight ends in the state by QueenCityHigh.com ... Has only played football for two seasons ... Two-year starter for Walnut Hills in basketball.

Juston Burris • 6-1 • 185 • Athlete Raleigh, N.C. • Needham Broughton HS

Talented athlete who can play on both sides of the ball ... A three-star prospect per Scout.com ... Competed at the 2010 Shrine Bowl ... Named to the NCPreps.com 4A all-state team at defensive back ... Named all-conference as a senior ... Helped lead Broughton HS to the first round of the state playoffs as a senior, scoring 11 touchdowns and collecting just under 1,000 yards receiving under coach Chris Martin ... Also recorded 40 tackles and picked off three passes ... As a junior, recorded 86 tackles and intercepted two passes ... Also returned two kicks for scores.

37 Tyrrell Burriss • 5-11 • 185 • Defensive Back Daytona Beach, Fla. • Mainland HS

Named second-team all area under coach Scott Wilson at Mainland HS ... Notched 70 tackles, two interceptions, a forced fumble and four pass breakups as a senior ... Tallied 27 stops as a junior ... Has run the 40 in 4.4 seconds ... Also played soccer, track and baseball while at Mainland.

13 Hakeem Flowers • 6-3 • 182 • Wide Receiver Simpsonville, S.C. • Wade Hampton HS

A consistent, speedy receiver who excels at running routes ... Rated 31st in South Carolina by SuperPrep ... Considered a three-star recruit by both Rivals.com and Scout.com ... Boasts a 38-inch vertical and has run the 40 in 4.54 seconds ... Selected to compete for the U.S. Under-19 National Team in February 2011 against a team of international players ... Played in the North/South All-Star Game ... Named S.C. Varsity All-State at wide receiver ... Named second-team all-state as a senior, pulling in 41 catches for 12 touchdowns and 986 yards for Wade Hampton HS under coach Kent Haltiwanger ... Also carried the ball 31 times for 411 yards and four scores ... As a junior, caught 50 passes for over 800 yards and eight scores ... Added 400 yards rushing and a 97-yard kickoff return for a touchdown ... In track, won his region in the 100-meter and 200-meter as a junior ... Serves as a volunteer at a local soup kitchen.

70 Carlos Gray • 6-4 • 321 • Defensive Tackle Pinson, Ala. • Oak Ridge Military Academy

Spent the 2010 season at Oak Ridge Military Academy under coach Otis Yelverton ... Was a three-year starter at Pinson

Valley HS at defensive tackle under coach Matt Glover ... Also played along the offensive line ... Was considered one of the top 50 players in Alabama by TideSports.com ... Posted 42 tackles, eight tackles for loss and five sacks as a senior ... Also played basketball and competed in the shot put in track.

**38 Hakim Jones • 6-2 • 190 • Athlete
Henderson, N.C. • Southern Vance HS**

A three-star prospect according to Rivals.com ... Played at safety and wide receiver ... Named 3-A player of the year as a senior ... Spent three seasons on the varsity squad at Southern Vance under coach Mark Perry ... Collected 74 tackles, 44 solos, seven interceptions and 28 pass breakups on defense as a senior ... On offense he snatched 31 passes for 500 yards and five touchdowns ... Ran two punts back for touchdowns, averaging 18.4 yards per return on the year ... Boasts a 41-inch vertical leap ... Carried a 3.4 GPA ... Older brother, Ernest, lettered for the Wolfpack.

**94 Dave Mann • 6-3 • 230 • Defensive End
Fairburn, Ga. • Lithonia HS**

A three-star prospect by Rivals.com and Scout.com ... Played in the 2010 North/South all-star game ... Spent his final season at Lithonia HS, playing as a defensive end and tight end for coach Marcus Jelks ... Recorded 50 tackles with nine sacks and an interception ... Played his first three seasons at Our Lady of Good Mercy in Fairburn, Ga.

**75 Ty McGill • 6-1 • 290 • Defensive Tackle
Jesup, Ga. • Wayne County HS**

Named all-region as a junior and senior for coach Jody Grooms at Wayne County HS ... Picked for the 2010 Georgia North/South all-star game ... Registered 10 sacks as a senior ... Served as team captain ... Named defensive player of the year in the region by "The Game" magazine ... Voted by his teammates as team MVP ... Served as captain of Wayne County's basketball team.

**19 Maurice Morgan • 6-2 • 215 • Athlete
La Grange, N.C. • North Lenoir HS**

Rated 28th in the state by SuperPrep ... Ran a 4.38 in the 40 at the Shrine Bowl combine ... Played running back, wide receiver, safety and returned kicks in a single game last season at North Lenoir HS under coach Calvin Sutton ... In that game, he tallied 134 yards rushing, a 35-yard kickoff return, a 31-yard punt return, a 42-yard touchdown catch and two rushing touchdowns ... A three-sport athlete at North Lenoir, also competes in track and basketball.

**5 Rodman Noel • 6-3 • 206 • Defensive Back
Everett, Mass. • Milford Academy**

At Milford under coach Bill Chaplick, recorded 41 tackles, seven pass breakups and blocked two field goals ... Picked off four passes, returning one for a score ... Led Everett HS to a Greater Boston League title and a playoff berth as a senior ... A four-star prospect by Rivals.com ... Tabbed as the seventh-

best prep school player in the country by Rivals.com ... Was nominated for the 2009 Army All-American Bowl ... Was also a high school basketball standout ... Brother, Jim, is a defensive back at Boston College.

**45 Michael Peek • 6-2 • 215 • Linebacker
Grayson, Ga. • Grayson HS**

Named first-team all-county as a senior, leading the county with 120 tackles ... Was team captain ... Posted 17 tackles for loss and six sacks ... Led his team in interceptions with four ... Forced five fumbles and recovered three ... Scored six touchdowns as a senior, one on an interception return, one on a fumble return, one reception and three rushing ... A two-year starter at Grayson HS under coach Mickey Conn ... Also helped lead George Walton Academy to the 2009 Class AAA GISA state title ... Started at outside linebacker as a sophomore, recording 75 tackles ... Played in the Gwinnett All-Star Game as a senior ... Posted a 3.1 GPA.

**39 Brandon Pittman • 6-3 • 212 • Linebacker
Raleigh, N.C. • Leesville Road HS**

Local product rated as a three-star prospect by both Rivals.com and Scout.com ... Helped lead Leesville Road to a 9-3 record and a playoff appearance during his senior season under coach David Green ... Named all-conference as a senior, taking co-defensive player of the year honors ... Made 89 tackles as a junior, including 75 solos with a sack ... Also intercepted two passes and recovered two fumbles ... Caught three passes for 45 yards and a score as a junior.

**90 Mike Rose • 6-4 • 215 • Defensive End
Simpsonville, S.C. • Hillcrest HS**

Ranked 30th in the state by SuperPrep ... Tabbed as a three-star prospect by both Rivals.com and Scout.com ... Had 86 tackles, including nine sacks and 16 stops for loss as a senior at Hillcrest HS under coach Greg Porter ... Also forced six fumbles and blocked three kicks ... Rushed for four touchdowns on offense ... Tallied 116 tackles with 10 sacks and two forced fumbles as a junior ... Named all-region and all-county as a senior and junior ... Tabbed as 2009 Greenville County upstate player of the year ... 2010 first-team All-Greenville defensive end ... Three-year captain of the football team ... Also served as captain of the track squad ... Six-year all region in the 4x100 and two-year all-region in 4x400 ... Clocked at 10.86 in the 100-meter.

**32 Niklas Sade • 6-3 • 190 • Placekicker
Wake Forest, N.C. • Wakefield HS**

Tagged as the third-best kicker in the country by Scout.com ... Named Cap 8 Conference Special Teams Player of the Year as a senior ... Competed at the 2011 U.S. Army All-American Bowl ... Rated as a three-star prospect by Scout.com ... Hit 83 of 85 extra point attempts and 13 of 17 field goal attempts during his high school career ... Named all-conference as a junior ... Three-year starter on the varsity squad at Wakefield HS under coach Jason Dinwiddie... Named high school ath-



lete of the week by the Raleigh Sports Club in January 2011 ... Selected to the 2010 HighSchoolOT.com All-OT Team... Trained under two-time Lou Groza candidate Dan Orner, who also instructed former Wolfpack kicker Josh Czajkowski ... A native of Germany, he grew up playing soccer in Munich and switched to football during middle school after moving to the Raleigh area ... Maintains a 3.9 GPA.

**15 Brian Taylor • 6-3 • 205 • Quarterback
Lillington, N.C. • Harnett Central HS**

Rated 36th overall in the state by SuperPrep ... Tabbed as a three-star recruit by both Rivals.com and Scout.com ... Named the 56th-best quarterback in the country by Scout.com ... Connected on 129 of 186 pass attempts for 1,969 yards and 24 touchdowns at Harnett Central HS under coach Patrick Turner ... Rushed for seven scores and 662 yards ... As a junior led Harnett Central to the state championship game, racking up 2,024 yards passing and 13 touchdowns while rushing for 1,023 yards ... Named prep male athlete of the year in 2010 by *The News & Observer* ... Also excels in basketball and baseball ... In baseball, hit .470 as a junior and played center field ... Chosen as the 2010 Greater Neuse River 4A Baseball Player of the Year ... Named to the 2010 NCBCA all-state team in baseball.

**57 Scott Thompson • 6-0 • 220 • Longsnapper
Rancho Santa Margarita, Calif. • Trabuco Hills HS**

Rated as the third-best long snapper in the country by special teams guru Chris Rubio ... As a junior, snapped on all varsity PATs, field goals and punts as the team posted a 12-2 record and played in the CIF title game at Trabuco Hills HS under coach Scott Orlaff ... Snapped over 50 punts perfectly ... Helped set a school record for consecutive PATs converted with 80 ... Took over the long snapping job on punts at Trabuco Hills as a sophomore ... Carries a 3.8 GPA in the classroom.

**54 Joe Thuney • 6-5 • 250 • Offensive Line
Centerville, Ohio • Archbishop Alter**

Labeled a three-star recruit by both Rivals.com and Scout.com ... Is an aggressive run blocker ... Helped lead Archbishop Alter to an 11-3 record and a spot in the semifinals of the state playoffs as a senior under coach Ed Domsitz ... Part of two D4 football state championship teams ... Voted Greater Catholic League Lineman of the Year in 2010 ... Named an all-state lineman ... Runs the 40-yard dash in 4.8 seconds ... Two-year starter in basketball ... Led the GCL in rebounding as a junior ... Carried a 4.2 GPA ... Served as President of his senior class.

2011 WOLFPACK SQUAD

2010 LETTERWINNERS

2010 LETTERWINNERS BY POSITION (29 returning, 19 lost)

OFFENSE (14/8)

- OT(1/1): R.J. Mattes, *Jake Vermiglio*
- OG (3/1): Zach Allen, *Gary Gregory*, Mikel Overgaard, Andrew Wallace
- C (1/1): *Henry Lawson*, Camden Wentz
- TE (2/0): George Bryan, Asa Watson
- WR(2/4): *Darrell Davis*, TJ Graham, Jay Smith, *Owen Spencer*, *Marty Stoner*, *Jarvis Williams*
- QB (0/1): *Russell Wilson*
- HB (4/0): Zach Gentry, Mustafa Greene, Dean Haynes, James Washington
- FB (1/0): Taylor Gentry

DEFENSE (15/6)

- DT (2/1): *Natanu Mageo*, Brian Slay, J.R. Sweezy
- DE (2/3): *David Akiniyyi*, *Audi Augustin*, Darryl Cato-Bishop, *Michael Lemon*, Jeff Rieskamp
- LB (3/2): Audie Cole, *Asanté Cureton*, *Nate Irving*, Sterling Lucas, Terrell Manning
- CB (4/0): Justin Byers, David Amerson, Gary Grant, C.J. Wilson
- S/SS (4/0): Brandan Bishop, D.J. Green, Dontae Johnson, Earl Wolff

SPECIAL TEAMS (0/5)

- P/PK (0/3): *Josh Czajkowski*, *Andy Leffer*, *Jeff Ruiz*
 - SN (0/2): *Michael Maurer*, *Corey Tedder*
- Italics indicates letterwinner lost*

2010 STARTERS RETURNING/LOST (14 returning, 10 lost)

OFFENSE (6 Returning/5 Lost)

- OT: R.J. Mattes (6), *Jake Vermiglio (12)*
- OG: Zach Allen (13), *Andrew Wallace (12)*
- C: Camden Wentz (13)
- TE: George Bryan (9)
- QB: *Russell Wilson (13)*
- HB: James Washington (4)
- FB: Taylor Gentry (8)
- WR: *Owen Spencer (13)*, *Jarvis Williams (13)*

DEFENSE (8 Returning/3 Lost)

- DE: *David Akiniyyi (13)*, Jeff Rieskamp (11)
- DT: *Natanu Mageo (13)*, J.R. Sweezy (12)
- SLB: Audie Cole (13)
- MLB: *Nate Irving (13)*
- WLB: Terrell Manning (13)
- CB: David Amerson (9), C.J. Wilson (13)
- S: Brandan Bishop (12), Earl Wolff (13)

SPECIAL TEAMS (0 Returning/2 lost)

- PK: *Josh Czajkowski (13)*
- P: *Andy Leffler (8)*

Games started in parenthesis; Italics indicate starter lost

Notes: Andrew Wallace will be out due to an injury.

HEAD COACH TOM O'BRIEN

INTEGRITY. HONESTY. DILIGENCE

In 14 years as a head coach and more than three decades in the coaching profession, Tom O'Brien has quietly become known as a paragon of all three of those qualities. And because he unwaveringly and unapologetically expects nothing less from those around him, he's added another characteristic to his reputation: success.

O'Brien is definitely a man of few words. Instead, he has let his actions speak for him throughout his life and career. While many coaches use hyperbole and flamboyance to attract top recruits, he remains calm and reticent - a man who might say little, but whose words have import. His players would probably attest to the fact that a word from O'Brien, or maybe even a look, has more of an impact than a lecture from someone else.

While others may feel in order to be successful on the field they need to cut corners in the classroom, O'Brien has maintained his high standards by only recruiting players with the potential to be successful academically. He has made academics the first of three prongs in his goal for his program at NC State: To be champions in the classroom, in the community and on the football field. And while many coaches think of the community only as the fans that attend their games and donate money to their programs, O'Brien and his teams have reached out to people far outside the football and athletic world.

But for all of his high ideals and standards, Tom O'Brien is not a man who seeks the spotlight or needs the validation of others in the form of awards or honors (although he's had plenty of those during his career). Simply put, he is a man who is comfortable in his own skin.

Personally, O'Brien would probably want to be known first as a family man. His wife and three children are his greatest passion and despite the hectic nature of his profession, he always takes time to spend with them. He is also passionate about the Marines and maintains close relationships with his former teammates from his days at the Naval Academy. And finally, he has a true passion to make the young men under his guidance into better people, not just better football players.

Former Wolfpack linebacker Nate Irving may have described his coach best: "Coach O'Brien does a great job teaching us that being a championship football team requires hard work, but it can also be fun. He's se-



rious when he needs to be, but he likes to have fun and smile. You just have to know when to be serious and when to have fun. A lot of people don't see that side of him, but I don't think he cares. He just cares what his family thinks about him - his family at home and his family that is our team. Most people only see the mean face on the field or the red face at the interviews. They don't see the funny side with him smiling and laughing. THAT's the real Coach O'Brien."

Professionally, O'Brien has implemented a system for building a championship program based on his ideals and beliefs and is confident that the system will succeed with time and hard work. When the going gets tough, he just keeps following the plan, confident that by doing the right things, success will come in the end.

After patiently following his formula for success, the 2010 Wolfpack finally began to reap the rewards. With nine wins, including a victory over No. 23 West Virginia in the Champs Sports Bowl, the squad tied for the second-highest win total in school history. The team finished the season ranked No. 25 - the first post-season ranking for NC State since 2002. His team won five conference games and came

within one game of playing for the ACC title. O'Brien was named a finalist for the 2010 Liberty Mutual Coach of the Year award.

O'Brien's steadfastness is a testament to his proud military background. After his 1971 graduation from the Naval Academy, he served nine years in the Marines, beginning his football coaching career as an assistant for Navy's plebe (freshman) team, then serving at the Quantico Marine Base in Quantico, Va., and tours of duty in California and Japan. He eventually reached the rank of major in the Marine Corps Reserve.

In 1975, O'Brien returned to Navy as a Marine officer assigned to then-Navy head coach George Welsh's staff. In 1980, he resigned his commission and was hired by Welsh as a full-time assistant coach. But O'Brien didn't accept before he examined all of his available options. To this day, he credits Welsh with allowing him to interview with several major corporations before accepting the coaching position. After examining all of his options, he concluded that coaching was where he wanted to be. Thirty-five years later, he has no regrets.

O'Brien spent seven years under Welsh at the Naval Academy, coaching the team's tackles and tight ends and serving as recruiting coordinator. He was responsible for recruiting All-America and Hall of Fame running back Napoleon McCallum to the Naval Academy.

In 1982, O'Brien followed Welsh to Virginia, where they turned the Cavaliers into a na-

WINNINGEST ACTIVE COACHES (FBS)

Rk	Coach	Yrs	Wins	Losses	Ties	Pct.
1.	Joe Paterno, Penn State	45	401	135	3	.744
2.	Frank Beamer, Virginia Tech	30	240	118	4	.663
3.	Mack Brown, Texas	28	219	108	1	.668
	Chris Ault, Nevada	26	219	97	1	.691
5.	Steve Spurrier, South Carolina	21	186	73	2	.713
6.	Brian Kelly, Notre Dame	20	179	62	2	.712
7.	Dennis Erickson, Arizona St.	22	173	89	1	.658
8.	Mike Price, UTEP	29	169	167	0	.503
9.	Larry Blakeney, Troy	20	160	83	1	.656
10.	Howard Schnellenberger, FIU	26	159	139	3	.528
11.	Gary Pinkel, Missouri	20	150	86	3	.628
12.	Bill Snyder, Kansas St.	19	149	80	1	.648
13.	Paul Johnson, Georgia Tech	14	133	53	0	.715
14.	Houston Nutt, Mississippi	18	132	87	0	.603
15.	Nick Saban, Alabama	15	129	53	0	.705
	Bob Stoops, Oklahoma	12	129	31	0	.806
17.	Tommy Tuberville, Texas Tech	15	118	65	0	.645
18.	Pat Hill, Fresno St.	14	108	71	0	.603
19.	Kirk Ferentz, Iowa	15	101	81	0	.554
20.	Tom O'Brien, NC State	14	100	70	0	.589



HEAD COACH TOM O'BRIEN

YEAR BY YEAR WITH TOM O'BRIEN

Overall Record: 100-70 (14 years); at NC State: 25-25 (four years)

Year	School (Assignment)	Final Rec.	Bowl	League Finish	AP
1975	Navy (Assistant Coach - Tackles/Tight Ends)	7-4	-	N/A	-
1976	Navy (Assistant Coach - Tackles/Tight Ends)	4-7	-	N/A	-
1977	Navy (Assistant Coach - Tackles/Tight Ends)	5-6	-	N/A	-
1978	Navy (Assistant Coach - Tackles/Tight Ends)	9-3	Holiday, W	N/A	-
1979	Navy (Assistant Coach - Tackles/Tight Ends)	7-4	-	N/A	-
1980	Navy (Assistant Coach - Tackles/Tight Ends)	8-4	Garden State, L	N/A	-
1981	Navy (Assistant Coach - Tackles/Tight Ends)	7-4-1	Liberty, L	7th (ACC)	-
1982	Virginia (Assistant Coach - Guards/Centers)	2-9	-	6th (ACC)	-
1983	Virginia (Assistant Coach - Guards/Centers)	6-5	-	t-4th (ACC)	-
1984	Virginia (Assistant Coach - Guards/Centers)	8-2-2	Peach, W	2nd (ACC)	20
1985	Virginia (Assistant Coach - Guards/Centers)	6-5	-	t-3rd (ACC)	-
1986	Virginia (Assistant Coach - Guards/Centers)	3-8	-	t-6th (ACC)-	-
1987	Virginia (Assistant Coach - Guards/Centers)	8-4	All-American, W	2nd (ACC)	-
1988	Virginia (Assistant Coach - Guards/Centers)	7-4	-	2nd (ACC)	-
1989	Virginia (Assistant Coach - Guards/Centers)	10-3	Citrus, L	t-1st (ACC)	18
1990	Virginia (Assistant Coach - Guards/Centers)	8-4	Sugar, L	t-2nd (ACC)	23
1991	Virginia (Assistant Coach - Off. Coordinator/QB)	8-3-1	Gator, L	4th (ACC)	-
1992	Virginia (Assistant Coach - Off. Coordinator/QB)	7-4	-	t-4th (ACC)	-
1993	Virginia (Assistant Coach - Off. Coordinator/QB)	7-5	Carquest, L	t-3rd (ACC)	-
1994	Virginia (Assistant Coach - Off. Coordinator/QB)	9-3	Independence, W	t-3rd (ACC)	15
1995	Virginia (Assistant Coach - Off. Coordinator/OL)	9-4	Peach, W	t-1st (ACC)	16
1996	Virginia (Assistant Coach - Off. Coordinator/OL)	7-5	Carquest, L	4th (ACC)	-
1997	Boston College (Head Coach)	4-7	-	6th (Big East)	-
1998	Boston College (Head Coach)	4-7	-	5th (Big East)	-
1999	Boston College (Head Coach)	8-4	Insight.com, L	3rd (Big East)	-
2000	Boston College (Head Coach)	7-5	Aloha, W	5th (Big East)	-
2001	Boston College (Head Coach)	8-4	Music City, W	4th (Big East)	23
2002	Boston College (Head Coach)	9-4	Music City, W	5th (Big East)	-
2003	Boston College (Head Coach)	8-5	Diamond Walnut, W	5th (Big East)	-
2004	Boston College (Head Coach)	9-3	Continental Tire, W	t-1st (Big East)	21
2005	Boston College (Head Coach)	9-3	MPC Computers, W	t-1st (ACC/Atl)	18
2006	Boston College (Head Coach)	9-3	Meineke Care Care, W*	t-2nd (ACC/Atl)	20
2007	NC State (Head Coach)	5-7	--	t-5th (ACC/Atl)	-
2008	NC State (Head Coach)	6-7	Papajohns.com, L	t-3rd (ACC/Atl)	-
2009	NC State (Head Coach)	5-7	---	5th (ACC/Atl)	-
2010	NC State (Head Coach)	9-4	Champs Sports, W	t-2nd (ACC/Atl)	25

*Did not coach BC in bowl game

final 2005 football Top 25 by APR (Academic Progress Rate) score to measure a combination of athletic and academic success. At the time O'Brien left, BC boasted the highest success rate for football among any ranked team.

Following the 2006 regular season, the job at NC State opened up and O'Brien jumped at the chance to return south to a large public institution where football is a centerpiece for students, alumni and fans. The recent upgrades to Carter-Finley Stadium and the commitment to building a strong football program cemented O'Brien's decision.

He brought to NC State his goal of building a championship program - in the classroom, in the community and on the football field. Before the ink was barely dry on his contract, the student-athletes from his team were being held to even higher academic standards, and the team was involved with many community service projects in his first semester on the job.

That championship attitude began to be exhibited midway through O'Brien's first season at NC State. After opening the season 1-5, his team pulled together and won four straight games, including a win over 18th-ranked Virginia and tough road wins at East Carolina and Miami. Despite the slow start, his first Wolfpack squad went into the season finale with a bowl bid on the line.

In 2008, O'Brien's team was decimated by injuries early in the season and entered the month of November with a 2-6 record. But there was no sense of panic around the



WOLFPACK COACHING STAFF

tionally prominent and successful football power. In O'Brien's 15 years there, Virginia had winning seasons 12 times, won four bowl games and was ACC co-champion. O'Brien was the Cavs' offensive coordinator in his final six seasons. During his tenure, Virginia consistently ranked among the top offensive teams in the Atlantic Coast Conference. In 1996, the Cavaliers scored more than 320 points for an ACC-record eighth consecutive year.

O'Brien got his first opportunity to lead a major college program in December, 1996, when he took over at Boston College. There, he turned around a program that had been wracked with a gambling scandal and instability. After leading the Eagles to back-to-back 4-7 seasons in 1997 and 1998, O'Brien led BC to an 8-4 record in 1999 and the third-best turnaround in the NCAA I-A ranks. He

then guided the Eagles to eight consecutive winning seasons and an NCAA-best eight consecutive bowl victories. He posted nine-win seasons in four of his final five years at Chestnut Hill, posting a 75-45 record and leaving the school with more wins than any coach in Boston College history. Heading into the Eagles' 2006 bowl game, BC ranked as the 18th winningest program of the 21st century (from 2000-06).

Just as impressively, O'Brien's teams were successful in the classroom. The American Football Coaches' Association gave him its 2004 Academic Achievement Award for posting a 100 percent graduation rate. He received Honorable Mention status seven additional times during his tenure at Boston College. BC was ranked No. 1 in the country by USA Today when that publication re-ordered its 2005 regular-season poll and the

HEAD COACH TOM O'BRIEN

Wolfpack locker room - instead the coaching staff stood true to its plan and things begin to click. The team finished the season with four straight wins and an invitation to a post-season bowl.

That season will go down as one of the most rewarding of O'Brien's career, as his team became the first in ACC history to start the season 0-4 in league play and finish 4-0. The bid to the Papajohns.com Bowl marked the ninth bowl invitation in the past 10 years for O'Brien. His freshman quarterback, Russell Wilson, became the first rookie in the history of the Atlantic Coast Conference to be named first-team all-conference at his position and it marked the sixth time in his 19 years in the league that a quarterback under O'Brien's tutelage was named the All-ACC signal caller.

The 2009 campaign was another marked by injuries to O'Brien's Wolfpack. Victories over eventual Big East Champion Pitt and a third-straight win over rival North Carolina highlighted the season.

O'Brien and his staff have also relentlessly pushed the squad to become champions in the classroom. In the last seven graduation ceremonies, 60 members of the squad have earned their degrees, and the cumulative GPA of the football team has steadily risen in just his first four years with the program.

NC State's football squad has also increased its community involvement under O'Brien. The squad served a meal at the Raleigh Rescue Mission during his first year with the program and has become increasingly involved with the Marine Corps' Toys for Tots campaign. The team has taken several visits to Camp LeJeune to visit the "wounded warriors" and in March of 2009, a few players and staff members spent their spring break helping rebuild hurricane-ravaged homes in Mississippi.

O'Brien has been a visible and popular figure at Wolfpack athletic events and Wolfpack Club speaking engagements since his arrival in Raleigh. He has also focused on the Wolfpack's rich football history as he attempts to get former players involved with the program. For the last four springs, he has welcomed back more than 300 former Wolfpack football players for a two-day reunion around NC State's spring football game. An all-star collection of players have been on hand, with representatives from more than six decades.

O'Brien received a community-minded Je-

TOM O'BRIEN QUICK FACTS

COACHING EXPERIENCE: *College* - Head Coach at NC State (2007-present); Head Coach at Boston College (1997-2006); Offensive coordinator/offensive line coach at the University of Virginia (1994-96); Offensive coordinator/quarterbacks coach at University of Virginia (1991-94); Guards/Centers coach at University of Virginia (1982-90); Tackles/tight ends coach at U.S. Naval Academy (1975-81)

PLAYING EXPERIENCE: *College* - Three-year starter at defensive end for Navy (1968-70); *High School* - Played at St. Xavier High School in Cincinnati.

EDUCATION: Graduated from St. Xavier High School in Cincinnati in 1967; Earned a BS in management from the U.S. Naval Academy in 1971.

PERSONAL DATA: Married to the former Jennifer Byrd of San Diego. The couple has three children - Colleen, an associate producer at ESPN; Daniel, who is a graduate assistant football coach at Alabama, and Bridget, who is attending graduate school at the College of Charleston.

BOWL QUALIFICATION: *At NC State:* 2010 Champs Sports Bowl, 2008 Papajohns.com Bowl; *At Boston College (6-1):* *2006 Meineke Car Care Bowl, 2005 MPC Computers Bowl, 2004 Continental Tire Bowl, 2003 Diamond Walnut San Francisco Bowl, 2002 Motor City Bowl, 2001 Music City Bowl, 2000 Aloha Bowl, 1999 Insight.com Bowl; *At Virginia (4-5):* 1996 Carquest Bowl, 1995 Peach Bowl, 1994 Independence Bowl, 1993 Carquest Bowl, 1992 Gator Bowl, 1991 USF&G Sugar Bowl, 1990 Florida Citrus Bowl, 1987 All-American Bowl, 1984 Peach Bowl; *At Navy (1-2):* 1981 Liberty Bowl, 1980 Garden State Bowl, 1978 Holiday Bowl * - team qualified for bowl under O'Brien's guidance, but he did not coach actual bowl game.

suit education at St. Xavier High School in Cincinnati, Ohio, that helped him earn his appointment to the Naval Academy and has continued to shape the type of man he has become. At Annapolis, where he was a three-year starter at defensive end, he learned to combine his hard work with discipline and leadership skills, traits that prepared him to become a Marine officer when his football career ended.

O'Brien has spent his career influencing his peers and his players. He has been recognized for his valuable contributions to the communities where he has served. He is on the board of directors for the Marine Corps' Toys for Tots Foundation and has spearheaded a campaign at NC State that raised \$40,000 for the program from Wolfpack fans last season, as well as 3,000 toys. He also received the John F. Kennedy National Award, given to "an outstanding American of Irish descent for distinguished service to God and country" in 2005.

O'Brien is married to the former Jennifer Byrd of

San Diego, who is a member of the board of directors for Rostro de Cristo (Face of Christ), a program whose mission is to provide spiritual and educational opportunities for young people from the United States to live out the Gospel of Jesus Christ together with the people of Ecuador. They are the parents of three children: Colleen Frances, a 2002 Boston College graduate who is an associate producer at ESPN; Daniel Patrick, a 2005 BC graduate who is on the Elon coaching staff; and Bridget Jean, also a 2005 BC graduate who is the Museum Coordinator for the Historic Charleston Foundation.



Daniel, Bridget, Tom, Jenny and Colleen O'Brien

ASSISTANT COACHES

WOLFPACK COACHING STAFF



MIKE ARCHER (Miami '76)

Defensive Coordinator
36th year in coaching

PLAYING EXPERIENCE: Three-year letterwinner at defensive back and punter for Miami from 1973-75, starting at safety for two seasons; Named the Hurricanes' scholar-athlete of the year as a senior.

EDUCATION: Earned his B.A. from Miami in 1976; Received his M.Ed. from Miami in 1978.

PERSONAL DATA: Born 7/26/53 in State College, Pa. Married to the former Barbara Pollak of Kansas City, Mo. Has two children: Jeff graduated from Kentucky in 2006 after playing football and baseball for the Wildcats and was a defensive graduate assistant at NC State from 2008-09. His daughter Betsy graduated from UK in 2007 with a degree in leadership and communications and is currently pursuing her master's in elementary education at NC State.

BOWL EXPERIENCE: *At NC State* - 2010 Champs Sports Bowl, 2008 Papajohns.com Bowl; *At Kentucky* - 2006 Music City Bowl, 1993 Peach Bowl; *At Virginia* - 1991 Gator Bowl; *At LSU* - 1988 Hall of Fame Bowl, 1987 Gator Bowl, 1986 Sugar Bowl, 1985 Liberty Bowl, 1984 Sugar Bowl; *At Miami* - 1983 Orange Bowl, 1980 Peach Bowl.

OTHER HIGHLIGHTS: *College* - Archer's 2010 NC State defense held two opponents to negative yardage in rushing and ranked second in the league in rush defense. The Pack was also second in the ACC in sacks. 2008 Wolfpack defense forced 28 turnovers, 20th in the NCAA. That mark includes 17 interceptions, 13th nationally. The 2007 Wolfpack defense ranked 25th nationally in passing efficiency defense. In 2006 at Kentucky, with 16 of his top 22 players either freshmen or sophomores, Archer's defensive unit forced 28 turnovers, as the Wildcats ranked fifth nationally in turnover margin. The squad finished its season with a win over Clemson in the Music City Bowl, posting a 4-2 turnover advantage. Was the youngest Division I-A head coach when named at LSU in 1987. In his four seasons

in that capacity, he led the Tigers to a 27-18-1 mark, two bowl games and the 1988 Southeastern Conference title. In his three seasons as an LSU assistant, the Tigers posted a 26-8-2 mark and played in three bowl games. Member of Miami staff when Hurricanes won 1983 national championship; *Professional* - Coached a pair of two-time Pro Bowl selections (Jason Gildon, Levon Kirkland) and two other Pro Bowl selections (Joey



Porter and Kendrell Bell). Kendrell Bell was named NFL Defensive Rookie of the Year. Coached the Steeler defense that led NFL in rushing defense in 2002. Pittsburgh won four divisional championships during his tenure.

PROFESSIONAL PLAYERS COACHED: *At NC State* - DaJuan Morgan, DeMario Pressley, Willie Young; *At Kentucky* - Zane Beehn, Vincent Burns, Van Hiles, Melvin Johnson, Marty Moore, Reggie Rusk, Chris Ward, Wesley Woodyard; *At Virginia* - PJ Killian, Randy Neal; *At LSU* - Eric Andolsek, Roland Barbay, Marc Boutte, Michael Brooks, Toby Caston, Ricky Chatman, Tommy Clapp, Kenny Davidson, Kevin Guidry, Ronnie Haliburton, Eric Hill, Tommy Hodson, Greg Jackson, Norman Jefferson, Victor Jones, Brian Kinchen, Todd Kinchen, Sammy Martin, Mike Mayes, Corey Raymond, Raymond Smoot, Henry Thomas, Harvey Williams, Willie Williams, Karl Wilson; *At Miami* - Rodney Bellinger, Ronnie Lippett, Fred Marion, John Swain; *With Pittsburgh Steelers* - Kendrell Bell, James Farrior, Jason Gildon, Levon Kirkland, Joey Porter.

Mike Archer's Coaching Career

Year(s)	Team	Position
1976-77	Miami	Graduate Assistant
1978	Miami	Administrative Assistant
1979-83	Miami	Defensive Backs
1984	LSU	Defensive Backs
1985-86	LSU	Defensive Coordinator/Defensive Backs
1987-90	LSU	Head Coach
1991-92	Virginia	Linebackers
1993-94	Kentucky	Defensive Coordinator /Linebackers
1995	Kentucky	Asst Head Coach /Def. Coord./Linebackers
1996-02	Pittsburgh Steelers	Linebackers
2003-06	Kentucky	Defensive Coordinator
2007-pres.	NC State	Defensive Coordinator



DANA BIBLE (Cincinnati '76)

Offensive Coordinator/QB/WR
34th year in coaching

PLAYING EXPERIENCE: A starting cornerback for the University of Cincinnati (1972-75); Played running back and was a team captain at St. Xavier High School where he was the leading scorer in the

Greater Cincinnati League.

EDUCATION: Earned a B.A. from Cincinnati in 1976. Received his M.B.A from that same institution in 1982.

PERSONAL DATA: Born 10/30/53 in Erie, Pa. Married to the former Nancy Huber of Cincinnati. Has two children, Adele (23) and Logan (18).

BOWL EXPERIENCE: *At NC State* - 2010 Champs Sports Bowl, 2008 Papajohns.com Bowl; *At Boston College* - 2006 Meineke Car Care Bowl, 2005 MPC Computers Bowl, 2004 Continental Tire Bowl, 2003 Diamond Walnut San Francisco Bowl, 2002 Motor City Bowl,

2001 Music City Bowl, 2000 Aloha Bowl, 1999 Insight.com Bowl; *At Stanford* - 1996 Sun Bowl, 1995 Liberty Bowl; *At San Diego State* - 1986 Holiday Bowl.

OTHER HIGHLIGHTS: In 2010, helped coach second-team All-ACC performers Russell Wilson (QB) and Owen Spencer (WR). Wilson led the conference in total offense, passing and touchdown responsibility and ranks second in ACC history for his career in that category.

The 2010 Wolfpack offense was first in the league in passing offense, second in scoring offense and fourth in total offense. Bible's offense also led the ACC in first downs, and was second in time of possession. In 2009, QB Russell Wilson led the ACC in touchdown passes and ranked fourth nationally with 31. Between 2008-09 Wilson set an NCAA record with 379 pass attempts without an interception. Also in 2009, wide receiver Owen Spencer broke his own ACC record for yards per catch with a 25.5 mark to lead the nation. In 2008, Wilson was the first-team All-ACC quarterback and ACC Rookie of the Year. He led the ACC in passing efficiency (133.93), total offense (213.0 ypg) and touchdown passes (17) and had the fewest interceptions nationally (1). As a team, the 2008 Wolfpack ranked third in the ACC in passing offense and fifth in total offense. NC State offense has posted marks that rank in the top-10 in school history in completions, attempts, passing yards, and completion percentage during each of his three years back with the program. The 2007 Wolfpack squad set the school record for pass attempts (502) and posted the second-highest completion tally (281) in school history. NC State threw for 2,948 yards in 2007, the fifth-highest total ever for a Pack squad. The 2005 Boston College squad led the ACC in total offense, averaging 387.8 yards per game. The 2006 Eagle offense ranked second in the league with 355.6 yards per contest and led the ACC in passing yards at 241.2, turnover margin at 1.15 and first downs. BC quarterback Matt Ryan was named first-team All-ACC in 2006. Nominated for the 2000 Frank Broyles Award, given to the top assistant coach in the country. Quarterbacks coach for the 1990 Cincinnati Bengals squad which won the AFC Central Division championship and advanced to the playoffs. Coached at NC State under Tom Reed for three seasons in the 1980s, mentoring former Wolfpack greats such as Erik Kramer, Haywood Jeffires, Naz Worthen and Danny Peebles.

PROFESSIONAL PLAYERS COACHED: *At NC State* - Haywood Jeffires, Erik Kramer, Danny Peebles, Naz Worthen; *At Boston College* - Matt Ryan, Will Blackmon, Tim Hasselbeck, Quinton Porter, Brian St. Pierre; *At Stanford* - Randy Fasani, Todd Husak, Chad Hutchinson; *At Cincinnati* - Danny Barrett; *At San Diego State* - Alfred Jenkins, Patrick Rowe, Ray Rowe.



Dana Bible's Coaching Career

Year(s)	Team	Position
1976-77	Cincinnati	Graduate Assistant
1978-80	Cincinnati	Quarterbacks
1981	Miami (OH)	Wide Receivers
1983-85	NC State	Quarterbacks/Wide Receivers
1986-88	San Diego State	Offensive Coordinator/QB/WR
1989	Miami (OH)	Offensive Coordinator/QB
1990-92	Cincinnati Bengals	Quarterbacks
1994	Cincinnati	Off. Coordinator/Quarterbacks
1995-97	Stanford	Off. Coordinator/Quarterbacks
1998	Philadelphia Eagles	Offensive Coordinator
1999-2006	Boston College	Offensive Coordinator/QB/WR
2007-pres.	NC State	Offensive Coordinator/QB/WR



JIM BRIDGE
(Wittenberg '92)
Offensive Line
20th year in coaching

PLAYING EXPERIENCE: Played tight end for Wittenberg University from 1988-92.

EDUCATION: Earned his B.A. from Wittenberg in 1992; Received his M.Ed. in sports administration from Bowling Green

State in 1994.

PERSONAL DATA: Born 10/15/69 in Cleveland, Ohio; Married to the former Andrea Bitterman of Buffalo, N.Y. Has four children: Anna Claire (8), Ryan (5), Maggie (3) and Jack (2).

BOWL EXPERIENCE: *At NC State* - 2010 Champs Sports Bowl, 2008 Papajohns.com Bowl; *At Boston College* - 2006 Meineke Car Care Bowl, 2005 MPC Computers Bowl, 2004 Continental Tire Bowl, 2003 Diamond Walnut San Francisco Bowl; *At Ohio State* - 2002 Outback Bowl; *At Virginia* - 1994 Independence Bowl, 1995 Peach Bowl; *At Bowling Green State* - 1992 Las Vegas Bowl.

OTHER HIGHLIGHTS: Took over the reigns of the offensive line following the 2010 season after leading the tight ends corps for the previous four seasons. Coached first-team All-ACC tight end George Bryan in 2010. In 2009, Bryan was also named first-team All-ACC after leading all league tight ends in receptions. Bryan was the Pack's second-leading receiver with 40 catches and six scores. His 2008 tight ends combined for 40 catches, 456 yards and eight of the Wolfpack's 20 passing touchdowns. The Wolfpack ranked third in the ACC in passing offense in 2008. Named one of the top recruiters in the nation for 2008 by Rivals.com. Helped coach the Boston Col-



lege offense that led the ACC in total offense in 2005 and ranked second in the league in 2006. The 2006 Eagles also led the league in first downs and passing offense.

PROFESSIONAL PLAYERS COACHED: *At NC State* - Anthony Hill; *At Boston College* - Ryan Purvis, Sean Ryan; *At the Citadel* - Lew Dawson.

Jim Bridge's Coaching Career

Year(s)	Team	Position
1992-93	Bowling Green State	Graduate Assistant
1994-95	Virginia	Graduate Assistant
1996-99	The Citadel	Off. Line/Rec. Coordinator
2000	Bowling Green State	Tight Ends
2001	The Ohio State	Graduate Assistant
2002	Eastern Michigan	Offensive Line
2003-06	Boston College	Tight Ends
2007-10	NC State	Tight Ends
2011-pres.	NC State	Offensive Line



DON HORTON
(Wittenberg '82)

Tight Ends
31st year in coaching

PLAYING EXPERIENCE: Three-year starter on the offensive line at Wittenberg University, he played from 1978-81.

EDUCATION: Earned his B.A. from Wittenberg University in 1982. Received his master

of arts from Ohio State in 1983.

PERSONAL DATA: Born 2/6/58 in Cincinnati, Ohio. He and his wife Maura have two daughters, Hayes (8) and Hadley Ellison (3).

BOWL EXPERIENCE: *At NC State* - 2010 Champs Sports Bowl, 2008 Papajohns.com Bowl; *At Boston College* - 2006 Meineke Care Care Bowl; 2005 MPC Computers Bowl, 2004 Continental Tire Bowl, 2003 Diamond Walnut San Francisco Bowl, 2002 Motor City Bowl, 2001 Music City Bowl, 2000 Aloha Bowl, 1999 Insight.com Bowl; *At Ohio State* - 1982 Holiday Bowl.

OTHER HIGHLIGHTS: Switched to instructing the tight ends following the 2010 season, after leading the offensive line for four years. In 2010, coached offensive tackle Jake Vermiglio, an honorable mention All-ACC performer. NC State moved two defensive players to the offensive line in 2008, with center Ted Larsen and guard John Bedics starting all 12 games for the Pack and helping the offense rank fourth in passing and sixth in total offense in the ACC. Prior to the 2007



campaign, was named the second-best offensive line coach in the country by Todd McShay on espn.com. In 2006, coached BC guard Josh Beekman, who won first-team All-ACC honors, as well as the ACC's prestigious Jacobs' Blocking Trophy. One of his tackles, Jim Marten, earned second-team honors. In 2005, three BC offensive linemen – offensive tackle Jeremy Trueblood, Beekman and center Patrick Ross – all earned second-team all-conference honors. Horton helped coach Ross and Trueblood to the All-Big East second team in 2004 and offensive guards Chris Snee and Augie Hoffmann to the first team in 2003. Previously helped coach Eagle tight end Sean Ryan to the All-Big East second team in 2002, Robert Ellis to the All-Big East second team in 2000 and Todd Pollack to the All-Big East first team in 1997.

PROFESSIONAL PLAYERS COACHED: *At NC State* - Jerail McCuller, Ted Larsen; *At Boston College* - Bryan Arndt, Josh Beekham, Gosder Cherilus, Scott Dragos, Robert Ellis, Mike Guazzo, Augie Hoffman, James Marten, Ryan Poles, Todd Pollack, Patrick Ross, Sean Ryan, Chris Snee, Rob Tardio, Jeremy Trueblood.

Don Horton's Coaching Career

Year(s)	Team	Position
1982	The Ohio State	Graduate Assistant
1983-84	New Mexico State	Offensive Tackles/Tight Ends
1985-86	Virginia	Graduate Assistant
1987	Norfolk Catholic HS	Head Coach
1988-89	Wittenberg	Offensive Coordinator
1990-91	Capital University	Offensive Coordinator
1992-93	Ohio University	Offensive Line
1994-97	Southern Illinois	Offensive Coordinator
1997-02	Boston College	Tight Ends
2003-06	Boston College	Offensive Line
2007-10.	NC State	Offensive Line
2011-pres.	NC State	Tight Ends



JERRY PETERCUSKIE
(Boston College '75)

**Recruiting Coordinator/
Special Teams**
37th year in coaching

PLAYING EXPERIENCE: Played center at Boston College from 1971-74.

EDUCATION: Earned a B.A. in psychology from Boston College in 1975. Earned his M.Ed. in counseling from Penn State in 1977.

PERSONAL DATA: Born 7/8/53 in Pittston, Pa. Married to the former Karen Lovejoy of Clark, N.J. The couple has three children: John (24) graduated from NC State and currently works for Janus Corporation in Denver, Colo., Mark (22), is a senior linebacker at the University of New Hampshire studying sociology and justice studies and Alexandra (20) is sophomore at NC State studying journalism. His father, John Petercuskie, coached in high school, college and the NFL for 40 years.

BOWL EXPERIENCE: *At NC State* - 2010 Champs Sports Bowl, 2008 Papajohns.com Bowl; *At Boston College* - 2006 Meineke Care Care Bowl; 2005 MPC Computers Bowl, 2004 Continental Tire Bowl, 2003 Diamond Walnut San Francisco Bowl, 2002 Motor City Bowl, 2001 Music City Bowl, 2000 Aloha Bowl, 1999 Insight.com Bowl; *At Virginia* - 1996 Carquest Bowl, 1995 Peach Bowl; *At Penn State*

- 1977 Fiesta Bowl, 1976 Gator Bowl.

OTHER HIGHLIGHTS: In 2010, placekicker Josh Czajkowski set a school record for career PATs and for consecutive PATs. In 2009, Czajkowski hit 10 of 12 field goal attempts and posted a 58.3 yard kickoff average. In 2008, the Pack's kick return average of 23.1 ranked second in the ACC and was the sixth-best mark in school history. T.J. Graham set an NC State single-season



kick return record of 893 yards and a school freshman kick return average mark of 25.1 to earn honorable mention All-ACC honors. NC State boasted a 13.2 yard punt return average in 2007, the fifth-best mark in school history. The Pack also ranked second in the ACC in field goal percentage in 2008. Coached returner Darrell Blackman, a second-team all-conference performer as a specialist in 2007. Coached Steven Hauschka, who went 16-of-18 (.889) on field goals, the sixth best percentage in a single season in Wolfpack history. Hauschka was a semi-finalist for the Lou Groza Award. The 2006 Boston College squad ranked fourth nationally in kickoff returns, while freshman returner Jeff Smith ranked eighth. BC's Will Blackmon finished second on the NCAA's all-time kick return yardage list, earned All-ACC honorable mention as a specialist in 2005 and All-Big East second team in 2004. Boston College's 2004 kickoff return team ranked first in the Big East, fourth in the nation. The 2004 Eagles ranked first in the Big East in net yards per punt and in kickoff coverage. The 2001 Eagles led Big East in net punting and kickoff coverage. In 2001, Kevin McMyler led Big East in punting and was named second-team all-conference. In 1999, William Green was ranked first in the Big East and 14th in the nation in kickoff returns. Jason Malecki (Boston College) led the Big East in punting in 1998.

PROFESSIONAL PLAYERS COACHED: At NC State - Steven Hauschka; At Boston College - Will Blackmon, William Green, John Matich, Jason Mylecki, Sandro Sciortino; At Virginia - Tony Dingle; At Liberty - Sebastine Berry; At Rutgers - George Bankos, Scott Miller, Harry Swayne, Tony Sagnella; At Brown - Steve Jordan.

Jerry Petercuskie's Coaching Career

Year(s)	Team	Position
1975	Trenton State	Part-time Offensive Line
1976-77	Penn State	Graduate Assistant
1978-82	Brown	Wide Rec./Linebackers
1983	Rutgers	Linebackers
1984-88	Rutgers	Defensive Line
1989-94	Liberty	Def. Coor./Linebackers
1995-96	Virginia	Defensive Tackles
1997-06	Boston College	Asst. Head Coach/ Rec. Coor./Special Tms
2007-pres.	NC State	Recruiting Coordinator/ Special Teams



MIKE REED
(Boston College '94)
Defensive Backs
13th year in coaching

PLAYING EXPERIENCE: College - Lettered at cornerback at Boston College from 1991-94. Was a first-team All-ECAC and second-team All-Big East performer in 1993. Team captain in 1994 and was a two-time preseason All-American; Professional

- Drafted in the seventh round of the 1995 NFL draft by the Carolina Panthers, he spent two seasons there (1996-97); Played for the NFL Europe's Frankfurt Galaxy (1998-99). Team captain of the 1999 World Bowl Championship team.

EDUCATION: Earned a B.S. in communications with a minor in secondary education from Boston College in 1994.

PERSONAL DATA: Born 8/16/72 in Wilmington, Del. Married to the former Kimberly Byrd of Boston, the couple has two daughters, Michaela Rae (3) and Milan Skye, who was born in February.

BOWL EXPERIENCE: At NC State - 2010 Champs Sports Bowl, 2008 Papajohns.com Bowl.

OTHER HIGHLIGHTS: As a coach - Oversaw a unit that picked off nine passes in 2010, including three in two different games. Cornerback C.J. Wilson became the first Wolfpack player since 1966 to return two interceptions for scores in the same season. Coached a defensive backfield that intercepted a dozen passes in 2008, leading the team to 18 total picks to tie for 15th nationally. In 2007, coached second-team All-ACC safety DaJuan Morgan. 2007 Wolfpack defense ranked 25th nationally in passing efficiency defense. In the NFL, the Philadelphia Eagles advanced to the NFC Championship game in 2002, 2003 and 2004, winning the NFC Championship and going to the Super Bowl in 2004. The 2004 team set a franchise record



with 13 regular season wins. Won the NFC East Division title four of the five seasons Reed was with the Eagles. The team made the playoffs from 2002-2004 and again in 2006. Eagles' defense sent five players to the Pro Bowl in 2002, four players in 2004 and two more in 2006 and finished second in the league in points allowed (16.3) in 2004. As a player - team captain as a senior at Boston College in 1994, he was a first-team All-ECAC performer and second-

team All-Big East performer in 1993. A seventh-round draft pick, he was Mr. Irrelevant of the 1995 draft. Team captain of NFL Europe's Frankfurt Galaxy during the 1999 World Bowl Championship team.

PROFESSIONAL PLAYERS COACHED: At NC State - DaJuan

Morgan; At Richmond - Stacy Tutt; With Philadelphia Eagles - Shawn Barber, Sheldon Brown, Brian Dawkins, Rod Hood, Will James, Dhani Jones, Mike Lewis, Ike Reese, Lito Sheppard, Jason Short, Marc Simoneau, Jeremiah Trotter.

Mike Reed's Coaching Career

Year(s)	Team	Position
2000	Kiel Hurricanes*	Defensive Backs
2000-01	Richmond	WR/TE/DB
2002	Philadelphia Eagles	Asst Coach (DB/Special Tms)
2003-06	Philadelphia Eagles	Def. Asst./Quality Control
2007-pres.	NC State	Defensive Backs

*German Professional League



EVERETTE SANDS
(The Citadel '93)
Running Backs
16th year in coaching

PLAYING EXPERIENCE: *College* - Earned four letters as a running back at The Citadel from 1990-93, collecting All-Southern Conference honors in all four years. He ranks second all-time in school history with 3,926

yards and with 204 points on 34 touchdowns. As a junior in 1992 he led The Citadel to a conference title and number one final ranking with 1,449 yards and 12 scores en route to earning All-America honors. He also served as a team captain in 1993, and was inducted into The Citadel Athletic Hall of Fame in 2004.

EDUCATION: Earned a B.S. in computer science from The Citadel in 1993.

PERSONAL DATA: Born 7/28/71 in Conway, S.C. Married to the former Yvette Newton of Hartwell, Ga. the couple has two sons, Everette III "Tre" (10) and Josiah (3), and one daughter, Sierra (7).

OTHER HIGHLIGHTS: *As a coach* - During his second stint at The Citadel, Sands coach three Bulldog running backs who were named to the Southern Conference All-Freshman team and had one back break the school's single-season and single-game records for touchdowns. He also served as an assistant coach for the Bulldogs from 1999-2000, and coached offensive backs at Ohio from 2001-04. From 1996-98 he coached the running backs at Elon.



Everette Sands' Coaching Career

Year(s)	Team	Position
1996-98	Elon	Running Backs
1999-2000	The Citadel	Assistant Coach
2001-04	Ohio	Offensive Backs
2005-10	The Citadel	Running Backs
2011-pres.	NC State	Running Backs



JON TENUTA
(Virginia '82)
Linebackers
31st year in coaching

PLAYING EXPERIENCE: *College* - Three-year letterwinner at defensive back at Virginia, he earned the team's John Acree Memorial Football Trophy and Kevin Bowie Award.

EDUCATION: Earned a B.S. in physical education and health from Virginia in 1982.

PERSONAL DATA: Born 2/25/57. Married to the former Dori Gamble, who played basketball at Virginia. The couple has three sons: Zach (21), Matt (17) and Luke (11).

BOWL EXPERIENCE: *At NC State* - 2010 Champs Sports Bowl; *At Notre Dame* - 2008 Sheraton Hawai'i Bowl; *At Georgia Tech* - 2007 Humanitarian Bowl (served as interim head coach), 2006 Toyota Gator Bowl, 2005 Emerald Bowl, 2004 Champs Sports Bowl, 2003 Humanitarian Bowl, 2002 Silicon Valley Classic; *At North Carolina* - 2001 Peach Bowl; *At Ohio State* - 2001 Outback Bowl, 1999 Sugar Bowl, 1998 Sugar Bowl, 1997 Rose Bowl; *At Marshall* - 1987 IAA National Championship game; *At Maryland* - 1983 Citrus Bowl.



OTHER HIGHLIGHTS: In 2010, coached first-team All-ACC Nate Irving. After Tenuta arrived in South Bend, he helped the Irish defense improve in all defensive categories. At Georgia Tech, 18 Yellow Jacket defenders earned first- or second-team All-Atlantic Coast Conference recognition, and 18 players from his first four units were either drafted or signed NFL free-agent contracts. In the six years Tenuta was in Atlanta his defenses were ranked nationally in total, scoring defense and rushing defense, including 20th or better against the run the last five years. In 2001, Tenuta guided the ACC's top-rated defense at North Carolina. At Ohio State he helped develop several All-America's and first-round NFL draft picks. Ohio State's pass defense was consistently ranked among the nation's best during that span. In 1989 he was an assistant coach at SMU,

where he helped Forrest Gregg rebuild the program.

PROFESSIONAL PLAYERS COACHED: *At NC State:* Nate Irving; *At Georgia Tech:* Keyaron Fox, Tony Hargrove, Michael Johnson, Dawan Landry, Darryl Richard, Daryl Smith, Vance Walker, Philip Wheeler, Gerris Wilkinson, James Butler, Chris Reese, Gary Guyton; *At North Carolina:* Julius Peppers, Ryan Sims, David Thornton, Dexter Reid, Michael Waddle; *At Ohio State:* Shawn Springs, Ty Howard, Rob Kelly, Damon Moore, Antoine Winfield, Ahmed Plummer, Gary Berry, Nate Clements, Derek Ross, Donnie Nickey, Mike Doss; *At Oklahoma:* Darius Johnson, Cedric Jones; *At SMU:* Marcello Simmons.

Jon Tenuta's Coaching Career

Year(s)	Team	Position
1981-82	Virginia	Graduate Assistant
1983	Maryland	Graduate Assistant
1984-85	Vanderbilt	Defensive Backs
1986	Marshall	Defensive Backs
1987	Marshall	Def. Coordinator/Defensive Backs
1988	Kansas State	Def. Coordinator/Defensive Line
1989	SMU	Defensive Backs
1990	SMU	Defensive Coordinator/Linebackers
1991-94	SMU	Defensive Coordinator
1995	Oklahoma	Defensive Backs
1996-99	The Ohio State	Defensive Backs
2000	The Ohio State	Def. Coordinator/Defensive Backs
2001	North Carolina	Def. Coordinator/Defensive Backs
2002-07	Georgia Tech	Def. Coordinator/Defensive Backs
2008	Notre Dame	Assistant Head Coach/Linebackers
2009	Notre Dame	Asst. Head Coach/Def. Coord./LB
2010-pres.	NC State	Linebackers

Motor City Bowl, 2001 Music City Bowl; *At Cincinnati* - 2000 Motor City Bowl.

OTHER HIGHLIGHTS: *As a coach* - In 2010, coached honorable mention All-ACC defensive tackle J.R. Sweezy. Helped coach the Wolfpack defense that ranked 20th nationally by forcing 28 turnovers in 2008. In 2005, the inaugural season in the Atlantic Coast Conference, BC led the ACC in rushing defense (90.8 ypg.) and finished third in the league in scoring defense (15.9 ypg.). Coached defensive end Mathias Kiwanuka, who was named 2005 Preseason ACC Player of the Year and was an AFCA All-America selection. At Slippery Rock, served as the school's liaison for the Minority Student-Athlete Mentoring program. In the summer of 1998, he completed an NFL internship with the Steelers. *As a player* - Enjoyed a 12-year career in the National Football League, spending 10 of those campaigns with the Pittsburgh Steelers. He signed as a free agent with the Steelers in 1982 and ended his career there ranked fourth in team history with 59 quarterback sacks — trailing only L.C. Greenwood (73.5), Joe Greene (66) and Jason Gildon (62.5). His 14 sacks in 1982 and 12 sacks in 1986 are the second and third highest single-season totals in team history. Willis battled back from a neck injury that kept him sidelined for all of the 1988 season to start all 16 games in 1989, tallying 32 tackles with 6.5 sacks. His comeback efforts were recognized by his being selected as the recipient of the team's Ed Block Courage Award in 1990. Willis ended his career with the Steelers following the 1991 season and played as a reserve on the Buffalo Bills team that competed in the 1993 Super Bowl.

PROFESSIONAL PLAYERS COACHED: *At NC State* - DeMario Pressley, Willie Young; *At Boston College* - Tim Bulman, Antonio Garay, Mathias Kiwanuka; *At Cincinnati* - Antwan Peek.

Keith Willis' Coaching Career

Year(s)	Team	Position
1995-98	Slippery Rock	Defensive Line
1999-00	Cincinnati	Defensive Line
2001-06	Boston College	Defensive Line
2007-pres.	NC State	Defensive Line



KEITH WILLIS
(Northeastern '88)
Defensive Line
17th year in coaching

PLAYING EXPERIENCE: *College* - Played on the defensive line at Northeastern from 1978-81, he led the team in sacks each of his final three seasons. Four-year starter and two-time captain; *Professional* - Played for

the Pittsburgh Steelers from 1982-91, with the Buffalo Bills and the Washington Redskins in 1993. Signed as a free agent with the Steelers in 1982. Battled back from a neck injury that kept him sidelined for all of the 1988 season to start all 16 games in 1989. Ended his career with the Steelers following the 1991 season and played as a reserve on the Buffalo Bills team that competed in the Super Bowl in 1993.

EDUCATION: Earned a B.A. in therapeutic recreation from Northeastern in 1988.

PERSONAL DATA: Born 7/29/59 in Newark, N.J. He and his wife Maxine have two children, Jasmine and Keith, Jr. Keith played defensive tackle for Boston College (2004-06) and the Wolfpack (2008) before graduating from NC State in May of 2009. He will serve as the Wolfpack's graduate assistant for defense in 2011.

BOWL EXPERIENCE: *At NC State* - 2010 Champs Sports Bowl; 2008 Papajohns.com Bowl; *At Boston College* - 2006 Meineke Car Care Bowl, the 2005 MPC Computers Bowl, the 2004 Continental Tire Bowl, the 2003 Diamond Walnut San Francisco Bowl, the 2002



SUPPORT STAFF



KIT HUGHES

Assistant Athletics Director / Director of Football Operations

Kit Hughes enters his fourth season as director of football operations for the Wolfpack. Hughes joined the Wolfpack in January of 2007 as the assistant director of football operations after spending the previous three years at Boston College. Hughes also serves as camp director for Coach Tom O'Brien's high school summer camps, which yield a number of future scholarship student-athletes for the program.

Before his arrival in Raleigh, Hughes served two years in the recruiting office on O'Brien's staff at Boston College. Prior to joining the football staff, Hughes enjoyed one year as an intern in Boston College's Athletic Compliance office.

Hughes earned a B.A. in sociology in 2001 from Bowdoin College, and an M.A in higher education from Boston College in 2006. A four-year letterman in lacrosse at Bowdoin, he helped lead his team to the ECAC championship in 2001.

Originally from Lexington, Mass., Hughes is married to the former Kathrine Ranere. The couple and their four children, daughter Finley, and sons Coady, Cullen, and Griffin, live in Raleigh.



CHAD JAMISON

Director of High School Relations

Chad Jamison rejoined the Wolfpack football program in the spring of 2005 as the Director of High School Relations. Jamison came back to NC State after spending the 2004 season as an offensive GA at East Carolina. In his current role, Jamison works closely with recruiting and the Pack's high school prospects.

In Jamison's first stint with NC State he served as the offensive GA (2001-03) and was a recruiting intern for a year (2000).

He worked closely with a Wolfpack offensive unit that led the ACC and broke school records for total offense, passing offense, scoring offense, and passing efficiency.

In the spring of 1999, Jamison, a native of Delmont, Pa., served as a student assistant coach at his alma mater, Indiana University of Pennsylvania. That fall, he went on to coach the secondary for Central Dauphin East High School in Harrisburg, Pa.

Prior to getting back into college football, Jamison served as a labor relations analyst in the Department of Environmental Protection in Pa.

As a player, Jamison was a two-year letterwinner at cornerback for an IUP team that participated in the NCAA Div. II post-season playoffs three times. He earned his bachelor's degree in human resource management in December of 1997 from IUP and his master's in industrial and labor relations from the university in Indiana, Pa.



JOE PATE

Assistant Athletics Director for Football

Joe Pate has worked as an Assistant Athletic Director since 2004, and was the director of football operations for the 2007 and 2008 seasons. Pate is a 34-year veteran of the coaching ranks, including 11 with the Wolfpack.

Pate coached the defensive line in addition to special teams in 2002 and 2003, tutoring defensive front standouts Mario Williams, Manny Lawson and Tank Tyler.

Pate quickly developed NC State into one of the top kick-blocking units in the nation, including a school record 10 blocked kicks in the 2002 season.

He served as NC State's defensive coordinator from 1986-89 and helped the team to three bowl games during his first stint with the Wolfpack. His 1988 squad ranked eighth nationally in total defense, fifth in scoring defense and sixth in rushing defense.

Pate earned his B.S. in physical education from Alabama in 1968 and an M.S. in education (school administration) in 1970. Originally from Ashford, Ala., Pate is married to the former Leslie Russell and the couple has three children, Katherine, Darrow and Jackie.

STRENGTH AND CONDITIONING STAFF

TODD RICE

Director of Strength and Conditioning



Todd Rice is in his fifth-season at NC State as the director of strength and conditioning for football after spending five years in that capacity at Boston College. He joined the Eagles' staff in August 2002 after a five-year stint as the head strength and conditioning coach at the University of California-Berkeley. At Cal, he and his four assistants directed the strength and conditioning program for 27 sports.

Prior to joining the UC-Berkeley staff, Rice worked three years (1994-97) as the head strength and conditioning coach at Yale.

Rice has also been a part of the strength and conditioning staff at the University of Illinois, the University of Wisconsin, Ball State University and for the San Francisco 49ers.

A 1987 graduate of Wisconsin-Platteville, Rice has since earned a master's degree in kinesiology from Illinois in 1993.



CRAIG BUCKLEY

Assistant Strength and Conditioning Coach

Craig Buckley is in his fifth season as assistant strength and conditioning coach for the Wolfpack. He came to NC State in 2007 after serving for three seasons as an intern at Boston College. At BC, Buckley worked with the men's and women's basketball, hockey and track and field programs as well as the baseball and softball teams.

A 2004 graduate of Bridgewater State Col-

SUPPORT STAFF

lege, Buckley was the school's athlete of the year and a two-time NCAA All-American in wrestling. He earned his bachelor's degree in exercise science and his master's in strength and conditioning in 2006.

He is certified by the National Strength and Conditioning Association, USA Weightlifting and the National Council of Strength and Fitness as a APT certified personal trainer.



DANTONIO BURNETTE

Assistant Strength and Conditioning Coach

Former Wolfpack linebacker Dantonio Burnette is now in his fifth year as an assistant strength and conditioning coach on Todd Rice's staff. Prior to his current position, he spent three seasons as a graduate assistant with the Wolfpack strength and conditioning program.

Known as "Thunder Dan" during his playing career, Burnette was a four-time letter-winner at linebacker from 1999-2002, and was named first-team All-ACC as a senior in 2002. He was also the Wolfpack's co-MVP and a team captain that season. His 24 tackles against Clemson in 2001 is tied as the second most in a game in school history and he ranks second in career tackles with 476. His 41 career tackles-for-loss also rank fourth in school history.

Burnette was a standout in the weight room as well, earning the team's most valuable lifter award in 2001.

Originally from Warner Robbins, Ga., Burnette graduated in 2002 with a degree in sports management and earned his master's in higher education and sports management in 2007.

FOOTBALL SUPPORT STAFF



PHIL HEDRICK

Head Football Athletic Trainer

Phil Hedrick is in his third season as the head football athletic trainer at NC State after spending seven years in that same capacity at Furman University.

At Furman, Hedrick oversaw the athletic healthcare for sports medicine, in addition to handling the sports medicine needs of the football and tennis teams.

Before to his stint at Furman, Hedrick served as an assistant athletic trainer at the University of South Carolina for two years, working with the Gamecocks football team and supervising the graduate assistant athletic training students.

Hedrick earned a degree in exercise science in 1990 from Appalachian State University and his master's of education in 1993 from Clemson University. He is certified with the National Athletic Trainers Association as an athletic trainer.

Originally from Charlotte, N.C., Hedrick is married to the former April Johnston. The couple has two children, a daughter Regan (9) and a son Avery (5).



KEVIN HURNEY

Head Football Equipment Manager

Kevin Hurney enters his third season at NC State. He oversees the order and maintenance of all practice and game-day equipment and gear for the entire football program, including staff, coaches, student assistants and student athletes. In addition, Hurney is responsible for travel plans for equipment and student assistants, as well as loading and preparing the equipment truck. He is also in charge of setting up all fields and drills for practice and game day

activities.

Hurney came to NC State from Boston College where he was the football equipment manager from 2005-09. He got his start in 2001 working for the Carolina Panthers as the strength and conditioning/equipment intern.


Hurney received his degree in exercise science at Salisbury University in 2001.



Shea Tierney
Offensive GA



Keith Willis, Jr.
Video GA- Defense



Ryan Goodman
Video GA - Offense



Robbie Leonard
Defensive GA



NC STATE WOLFPACK FOOTBALL

2010 RESULTS/STATISTICS

TEAM STATISTICS

TEAM STATISTICS	NCS	OPP
SCORING	414	277
Points Per Game	31.8	21.3
FIRST DOWNS	303	209
Rushing	98	84
Passing	177	120
Penalty	28	5
RUSHING YARDAGE	1603	1486
Yards gained rushing	1916	1937
Yards lost rushing	313	451
Rushing Attempts	461	433
Average Per Rush	3.5	3.4
Average Per Game	123.3	114.3
TDs Rushing	17	12
PASSING YARDAGE	3655	2926
Comp-Att-Int	319-545-14	246-406-9
Average Per Pass	6.7	7.2
Average Per Catch	11.5	11.9
Average Per Game	281.2	225.1
TDs Passing	28	21
TOTAL OFFENSE	5258	4412
Total Plays	1006	839
Average Per Play	5.2	5.3
Average Per Game	404.5	339.4
KICK RETURNS: #-Yards	45-855	76-1669
PUNT RETURNS: #-Yards	22-205	20-157
INT RETURNS: #-Yards	9-164	14-156
KICK RETURN AVERAGE	19.0	22.0
PUNT RETURN AVERAGE	9.3	7.8
INT RETURN AVERAGE	18.2	11.1
FUMBLES-LOST	23-8	36-20
PENALTIES-Yards	65-473	83-749
Average Per Game	36.4	57.6
PUNTS-Yards	62-2342	74-2846
Average Per Punt	37.8	38.5
Net punt average	34.3	34.6
TIME OF POSSESSION/Game	32:03	27:57
3RD-DOWN Conversions	90/208	60/181
3rd-Down Pct	43%	33%
4TH-DOWN Conversions	13/20	11/18
4th-Down Pct	65%	61%
SACKS BY-Yards	42-284	39-229
MISC YARDS	0	35
TOUCHDOWNS SCORED	50	36
FIELD GOALS-ATTEMPTS	21-27	10-18
ON-SIDE KICKS	1-2	0-3
RED-ZONE SCORES	(53-69) 77%	(32-40) 80%
RED-ZONE TOUCHDOWNS	(37-69) 54%	(24-40) 60%
PAT-ATTEMPTS	(49-50) 98%	(29-31) 94%
ATTENDANCE	341261	311625
Games/Avg Per Game	6/56877	6/51938
Neutral Site Games		1/48962

SCORE BY QUARTERS	1st	2nd	3rd	4th	OT	Total
NC State	104	108	105	97	0	414
Opponents	35	95	41	100	6	277

INDIVIDUAL STATISTICS

RUSHING	GP	Att	Gain	Loss	Net	Avg	TD	Long	Avg/G
Greene, M.	13	134	618	21	597	4.5	4	49	45.9
Wilson, R.	13	143	667	232	435	3.0	9	34	33.5
Haynes, D.	10	83	334	14	320	3.9	3	20	32.0
Washington, J.	8	71	226	11	215	3.0	1	12	26.9
Underwood, C.	10	15	63	1	62	4.1	0	10	6.2
Glennon, M.	3	1	3	0	3	3.0	0	3	1.0
Leggett, T.	1	1	1	0	1	1.0	0	1	1.0
Imhoff, D.	2	2	4	4	0	0.0	0	4	0.0
Graham, T.	13	1	0	7	-7	-7.0	0	0	-0.5
TEAM	8	9	0	10	-10	-1.1	0	0	-1.2
Tedder, C.	12	1	0	13	-13	-13.0	0	0	-1.1
Total.....	13	461	1916	313	1603	3.5	17	49	123.3
Opponents.....	13	433	1937	451	1486	3.4	12	71	114.3

PASSING	G	Effic	Cmp-Att-Int	Pct	Yds	TD	Lng	Avg/G
Wilson, R.	13	127.46	308-527-14	58.4	3563	28	60	274.1
Glennon, M.	3	119.63	9-13-0	69.2	78	0	17	26.0
TEAM	8	0.00	0-3-0	0.0	0	0	0	0.0
Imhoff, D.	2	158.80	2-2-0	100.0	14	0	12	7.0
Total.....	13	126.68	319-545-14	58.5	3655	28	60	281.2
Opponents.....	13	133.76	246-406-9	60.6	2926	21	71	225.1

RECEIVING	G	No.	Yds	Avg	TD	Long	Avg/G
Spencer, O.	13	60	912	15.2	4	60	70.2
Williams, J.	13	52	713	13.7	5	50	54.8
Bryan, G.	13	35	369	10.5	3	37	28.4
Greene, M.	13	30	272	9.1	2	17	20.9
Washington, J.	8	27	185	6.9	1	24	23.1
Davis, D.	11	26	327	12.6	3	35	29.7
Graham, T.	13	25	316	12.6	4	49	24.3
Gentry, T.	13	14	116	8.3	2	21	8.9
Haynes, D.	10	13	118	9.1	1	34	11.8
Howard, S.	12	12	114	9.5	1	25	9.5
Smith, J.	12	10	84	8.4	1	16	7.0
Payton, Q.	9	4	38	9.5	0	12	4.2
Carter, M.	9	3	25	8.3	0	14	2.8
Horst, P.	2	2	20	10.0	0	12	10.0
Counts, D.	2	2	5	2.5	0	3	2.5
Watson, A.	11	1	22	22.0	0	22	2.0
Underwood, C.	10	1	12	12.0	1	12	1.2
Wilson, R.	13	1	4	4.0	0	4	0.3
Stoner, M.	2	1	3	3.0	0	3	1.5
Total.....	13	319	3655	11.5	28	60	281.2
Opponents.....	13	246	2926	11.9	21	71	225.1

2010 WOLFPACK FOOTBALL (9-4 OVERALL, 5-3 ACC - T2ND, ATLANTIC)

Date	St	W-L	Score	Opponent	Att/Time	TV	Rusher (Att-Yds-TD)	Passer (C-A-Yds-TD-I)	Receiver (Rec-Yds-TD)	Tackler (Tkl)
9/4	H	W	48-7	Western Carolina	56,417	ESPN3.com	Haynes (13-69-1)	Wilson (21-31-306-4-0)	Graham (6-96-2)	Manning (10)
9/11	A	W	28-21	UCF	43,020	CBS-C	Greene (14-55-1)	Wilson (10-30-105-1-0)	Bryan (3-35-0)	Cole (12)
9/16	H	W	30-19	Cincinnati	55,934	ESPN	Greene (16-84-1)	Wilson (26-40-333-3-0)	Greene (5-54-0)	Cole, Irving (7)
9/25	A	W	45-28	Georgia Tech	48,825	ESPN	Haynes (18-75-0)	Wilson (28-41-368-3-1)	Spencer (6-69-0)	Irving (16)
10/2	H	L	30-41	Virginia Tech (23/NR)	58,083	ABC	Greene (10-91-0)	Wilson (21-49-362-3-3)	Spencer (6-145--0)	Irving (13)
10/9	H	W	44-17	Boston College	56,859	ACC	Wilson (14-45-0)	Wilson (38-51-328-3-2)	Spencer (8-70-1)	Amerson (8)
10/16	A	L	27-33	East Carolina	50,410	CBS-C	Greene (16-75-0)	Wilson (26-52-322-1-3)	Spencer (6-98-0)	Wolff (15)
10/28	H	W	28-24	^{16/15} Florida State	56,807	ESPN	Greene (17-76-0)	Wilson (18-28-178-1-1)	Williams/Washington (3-44-0-3-2-2)	Cole, Irving, Wolff (8)
11/6	A	L	13-14	Clemson (23/25)	74,000	ACC	Wilson (9-29-0)	Wilson (22-36-212-1-1)	Bryan/Washington (4-51-0-4-49-0)	Sweezy (10)
11/13	H	W	38-3	Wake Forest	57,161	ESPN3.com	Wilson (7-17-2)	Wilson (24-35-300-2-1)	Spencer/Washington (7-138-1-7-36-0)	Irving (13)
11/20	A	W	29-25	North Carolina	60,000	ACC	Washington (12-45-0)	Wilson (15-29-163-2-1)	Spencer (5-92-1)	Wolff (14)
11/27	A	L	31-38	Maryland (21/23)	35,370	ESPN2	Washington (15-55-0)	Wilson (31-60-311-2-1)	Williams (8-78-0)	Cole (11)
12/28	N	W	23-7	^{22/21} West Virginia	48,962	ESPN	Washington (18-62-0)	Wilson (28-45-275-2-0)	Williams (6-77-1)	Amerson (7)



NC STATE WOLFPACK FOOTBALL

2010 STATISTICS

PUNT RETURNS	No.	Yds	Avg	TD	Long
Graham, T.	19	154	8.1	1	87
Byers, J.	1	9	9.0	0	9
Watson, A.	1	20	20.0	0	20
Jackson, C.	1	21	21.0	0	0
Green, D.	0	0	0.0	1	0
Williams, J.	0	1	0.0	1	1
Total.....	22	205	9.3	3	87
Opponents.....	20	157	7.8	0	41

KICK RETURNS	No.	Yds	Avg	TD	Long
Graham, T.	29	565	19.5	0	50
Washington, J.	9	204	22.7	0	35
Johnson, D.	3	40	13.3	0	17
Underwood, C.	2	15	7.5	0	14
Gentry, T.	1	14	14.0	0	14
Amerson, D.	1	17	17.0	0	17
Total.....	45	855	19.0	0	50
Opponents.....	76	1669	22.0	2	93

INTERCEPTIONS	No.	Yds	Avg	TD	Long
Bishop, B.	4	54	13.5	0	39
Wilson, C.	2	71	35.5	2	43
Cole, A.	1	0	0.0	0	0
Manning, T.	1	8	8.0	0	8
Wolff, E.	1	31	31.0	0	31
Total.....	9	164	18.2	2	43
Opponents.....	14	156	11.1	1	42

FUMBLE RETURNS	No.	Yds	Avg	TD	Long
Cole, A.	1	26	26.0	0	26
Total.....	1	26	26.0	0	26
Opponents.....	0	0	0.0	0	0

SCORING	TD	(R-P-Ret)	2 point conv.			PAT	DXP	SAF	FG-FGA	Pts
			Rcv	Rsh	Pass					
Czajkowski, J.	0	(0-0-0)	-	-	-	42-43	-	-	20-26	102
Wilson, R.	9	(9-0-0)	-	-	-	-	-	-	-	54
Greene, M.	6	(4-2-0)	-	-	-	-	-	-	-	36
Williams, J.	6	(0-5-1)	-	-	-	-	-	-	-	36
Graham, T.	5	(0-4-1)	-	-	-	-	-	-	-	30
Haynes, D.	4	(3-1-0)	-	-	-	-	-	-	-	24
Spencer, O.	4	(0-4-0)	-	-	-	-	-	-	-	24
Bryan, G.	3	(0-3-0)	-	-	-	-	-	-	-	18
Davis, D.	3	(0-3-0)	-	-	-	-	-	-	-	18
Gentry, T.	2	(0-2-0)	-	-	-	-	-	-	-	12
Washington, J.	2	(1-1-0)	-	-	-	-	-	-	-	12
Wilson, C.	2	(0-0-2)	-	-	-	-	-	-	-	12
Hawthorne	0	(0-0-0)	-	-	-	5-5	-	-	1-1	8
Green, D.	1	(0-0-1)	-	-	-	-	-	-	-	6
Howard, S.	1	(0-1-0)	-	-	-	-	-	-	-	6
Smith, J.	1	(0-1-0)	-	-	-	-	-	-	-	6
Underwood, C.	1	(0-1-0)	-	-	-	-	-	-	-	6
Flint, J.	0	(0-0-0)	-	-	-	2-2	-	-	-	2
Manning, T.	0	(0-0-0)	-	-	-	-	-	1	-	2
Totals....	50	(17-28-5)	-	-	-	49-50	-	1	21-27	414
Opponents.....	36	(12-21-3)	-	-	1-5	28-30	-	-	10-18	277

TOTAL OFFENSE	G	Plays	Rush	Pass	Total	Avg/G
Wilson, R.	13	670	435	3563	3998	307.5
Greene, M.	13	134	597	0	597	45.9
Haynes, D.	10	83	320	0	320	32.0
Washington, J.	8	71	215	0	215	26.9
Glennon, M.	3	14	3	78	81	27.0
Underwood, C.	10	15	62	0	62	6.2
Imhoff, D.	2	4	0	14	14	7.0
Leggett, T.	1	1	1	0	1	1.0
Graham, T.	13	1	-7	0	-7	-0.5

TEAM	8	12	-10	0	-10	-1.2
Tedder, C.	12	1	-13	0	-13	-1.1
Total.....	13	1006	1603	3655	5258	404.5
Opponents.....	13	839	1486	2926	4412	339.4

FIELD GOALS	FGM-FGA	Pct	01-19	20-29	30-39	40-49	50-99	Lg	Blk
Czajkowski, J.	20-26	76.9	1-1	6-8	7-11	6-6	0-0	47	2
Hawthorne, C.	1-1	100.0	0-0	1-1	0-0	0-0	0-0	25	0
Total.....	21-27	77.7	1-1	7-9	7-11	6-6	0-0	47	2
Opponents.....	10-18	55.5	2-2	2-2	4-8	1-4	1-2	52	0

PUNTING	No.	Yds	Avg	Long	TB	FC	I20	Blkd
Ruiz, J.	33	1233	37.4	57	1	13	12	0
Leffler, A.	29	1109	38.2	59	2	7	13	0
Total.....	62	2342	37.8	59	3	20	25	0
Opponents.....	74	2846	38.5	58	4	19	20	2

KICKOFFS	No.	Yds	Avg	TB	OB	Ret	Net	Yd Ln
Czajkowski, J.	60	3775	62.9	4	0			
Hawthorne, C.	20	1253	62.7	1	1			
Flint, J.	2	117	58.5	0	0			
Total.....	82	5145	62.7	5	1	1669	41.2	28
Opponents.....	56	3503	62.6	10	0	855	43.7	26

ALL PURPOSE LDERS	G	Rush	Rec	PR	KOR	IR	Tot	Avg/G
Graham, T.	13	-7	316	154	565	0	1028	79.1
Spencer, O.	13	0	912	0	0	0	912	70.2
Greene, M.	13	597	272	0	0	0	869	66.8
Williams, J.	13	0	713	1	0	0	714	54.9
Washington, J.	8	215	185	0	204	0	604	75.5
Wilson, R.	13	435	4	0	0	0	439	33.8
Haynes, D.	10	320	118	0	0	0	438	43.8
Bryan, G.	13	0	369	0	0	0	369	28.4
Davis, D.	11	0	327	0	0	0	327	29.7
Gentry, T.	13	0	116	0	14	0	130	10.0
Howard, S.	12	0	114	0	0	0	114	9.5
Underwood, C.	10	62	12	0	15	0	89	8.9
Smith, J.	12	0	84	0	0	0	84	7.0
Wilson, C.	13	0	0	0	0	71	71	5.5
Bishop, B.	13	0	0	0	0	54	54	4.2
Watson, A.	11	0	22	20	0	0	42	3.8
Johnson, D.	13	0	0	0	40	0	40	3.1
Payton, Q.	9	0	38	0	0	0	38	4.2
Wolff, E.	13	0	0	0	0	31	31	2.4
Carter, M.	9	0	25	0	0	0	25	2.8
Jackson, C.	7	0	0	21	0	0	21	3.0
Horst, P.	2	0	20	0	0	0	20	10.0
Amerson, D.	13	0	0	0	17	0	17	1.3
Byers, J.	9	0	0	9	0	0	9	1.0
Manning, T.	13	0	0	0	0	8	8	0.6
Counts, D.	2	0	5	0	0	0	5	2.5
Glennon, M.	3	3	0	0	0	0	3	1.0
Stoner, M.	2	0	3	0	0	0	3	1.5
Leggett, T.	1	1	0	0	0	0	1	1.0
TEAM	8	-10	0	0	0	0	-10	-1.2
Tedder, C.	12	-13	0	0	0	0	-13	-1.1
Total.....	13	1603	3655	205	855	164	6482	498.6
Opponents.....	13	1486	2926	157	1669	156	6394	491.8



NC STATE WOLFPACK FOOTBALL

2010 STATISTICS

MISCELLANEOUS STATISTICS

Yards on First Down						
	1st	2nd	3rd	4th	OT	Totals
NC State	98-530	126-769	118-584	107-466	2-9	451-2358
Opponents	92-352	97-576	74-335	86-728	3-10	352-2001

Third Down Conversions						
	1st	2nd	3rd	4th	OT	Totals
NC State	23-44 (.523)	19-48 (.396)	30-55 (.545)	18-60 (.300)	0-1 (.000)	90-208 (.433)
Opponents	18-50 (.360)	21-56 (.375)	8-34 (.235)	12-40 (.300)	1-1 (1.000)	60-181 (.331)

Fourth Down Conversions						
	1st	2nd	3rd	4th	OT	Totals
NC State	2-2 (1.000)	2-4 (.500)	1-2 (.500)	8-12 (.667)	0-0	13-20 (.650)
Opponents	1-2 (.500)	4-5 (.800)	2-4 (.500)	4-7 (.571)	0-0	11-18 (.611)

Time of Possession					
	1st	2nd	3rd	4th	Total (Average)
NC State	86:02 (6:37)	94:12 (7:14)	115:19 (8:52)	121:10 (9:19)	416:43 (32:03)
Opponents	108:58 (8:22)	100:48 (7:45)	79:41 (6:07)	73:50 (5:40)	363:17 (27:56)

Average Field Position					
	1st	2nd	3rd	4th	Totals
NC State	35	45	27	49	38
Opponents	32	32	31	29	31

Scoring in the Red Zone						
	Poss	TD	FG	TO	MFGON DOWNS	TIME EXPIRED
NC State	69	37	16	7	6	2
Opponents	40	24	8	2	4	1

First & Goal						
	Poss	TD	FG	TO	MFG	ON DOWNTIME EXPIRED
NC State	33	26	4	1	0	0
Opponents	24	18	4	1	0	0

DEFENSIVE STATISTICS

(Includes Special Teams Tackles)

Name	GP-GS	Ht	Ast	Tot	TFL	Sk	QP	CF/RF	PBU	INT
Irving, LB	13-13	51	46	97	20.5-77	6.5-41	7	3/2	3	
Cole, LB	13-13	59	38	97	10.5-45	5-31	4	3/1	1	1-0
Wolff, S	13-13	65	26	91	3.5-14	2-12	2	4/1	3	1-31
Manning, LB	13-13	46	30	76	11-50	5-39	5	2/2	2	1-8
Bishop, S	13-12	40	24	64	1-1			1/0	3	4-54
Amerson, CB	13-9	39	11	50				1/0	1	
Sweezy, DT	12-12	33	13	46	13-49	6-38	6	1/2	3	
Wilson, CB	13-13	37	6	43						8 2-71-2
Lemon, DE	13-2	25	6	31	9.5-40	4-30	4	1/0	1	
T. Gentry, FB	13-8	13	15	28						
Mageo, DT	13-13	23	5	28	7-22	4-16	16	1/0	1	
Rieskamp, DE	12-11	16	11	27	4-21	2-19	17	0/1	2	
Johnson, S	12-1	16	9	25						1
Slay, DT	12-1	20	4	24	1-4			5	0/1	
Augustin, DE	13-0	12	8	20	4-22	3-21	13		1	
Akinniyi, DE	13-13	12	8	20	5-31	2.5-23	17	1/1		
Lucas, LB	13-0	10	9	19	1-6	1-6				
Cureton, LB	11-0	11	7	18						
Green, S	13-0	8	10	18						
Byers, CB	11-4	12	3	15						4
Z. Gentry, HB	8-0	8	7	15						
Kuhn, DT	11-0	11	3	14	2-4		1			
Cato-Bishop, DT	13-0	7	3	10	1-4		6	0/1		
Jackson, LB	8-0	8	2	10						
Grant, CB	13-0	7	1	8						
Maddox, LB	9-0	4	4	8	1-6	1-6				
Coleman, S	7-0	3	2	5						
Monk, CB	5-0	3	2	5						1
Tedder, SN	12-0	2	2	4				1/0		
Ferguson, DE	3-0	1	1	2						
Beasley, LB	1-0	0	1	1						
Cheek, LB	8-0	0	1	1						
Leffler, P	5-4	1	0	1						
Powell, DB	1-0	1	0	1						
Watson, TE	12-0	1	0	1						
Dowdy, LB	1-0	0	0	0						
Kloc, DE	1-0	0	0	0						
Ray, DT	1-0	0	0	0						
Rice, LB	1-0	0	0	0						

Blocked Kicks: Colby Jackson (2 Punts), Asa Watson (Punt)
 Note: The defensive statistics included in the NC State release are compiled using coaches stats after they review game film each week.

SPECIAL TEAMS STATISTICS

Player	UT	AT	Tot	KD	Amerson, CB	0	2	2	0
T. Gentry, FB	13	15	28	17	Wilson, CB	1	1	2	0
Cureton, LB	9	5	14	0	Cato-Bishop, DT	0	1	1	0
Z. Gentry, HB	7	7	14	4	Cheek, LB	0	1	1	0
Lucas, LB	7	5	12	6	Cole, LB	1	0	1	0
Jackson, LB	8	2	10	3	Leffler, P	1	0	1	0
Green, S	3	6	9	4	Maddox, LB	0	1	1	0
Grant, CB	6	1	7	2	Sweezy, DT	1	0	1	0
Johnson, S	5	2	7	2	Watson, TE	1	0	1	5
Wolff, S	7	0	7	2	Bryan, TE	0	0	0	1
Coleman, S	2	2	4	0	Byers, CB	0	0	0	1
Tedder, SN	2	2	4	0	Underwood, HB	0	0	0	2
Bishop, S	3	0	3	0	Williams	0	0	0	1

GAME BY GAME STARTERS

OFFENSE	WCU	UCF	Cincinnati	Ga. Tech	Va. Tech	BC	ECU	FSU	Clemson	WFU	UNC	MD	WVU
LT	Crisp	Vermiglio	Vermiglio	Vermiglio	Vermiglio	Vermiglio	Vermiglio	Vermiglio	Vermiglio	Vermiglio	Vermiglio	Vermiglio	Vermiglio
LG	Wallace	Wallace	Wallace	Wallace	Wallace	Wallace	Wallace	Wallace	Wallace	Wallace	Wallace	Wallace	Christophe
C	Wentz	Wentz	Wentz	Wentz	Wentz	Wentz	Wentz	Wentz	Wentz	Wentz	Wentz	Wentz	Wentz
RG	Allen	Allen	Allen	Allen	Allen	Allen	Allen	Allen	Allen	Allen	Allen	Allen	Allen
RT	Overgaard	Overgaard	Gregory	Mattes	Mattes	Mattes	Mattes	Mattes	Mattes	Mattes	Mattes	Mattes	Mattes
TE/WR	Bryan	Bryan	Bryan	Bryan	Bryan	Bryan	Bryan	Bryan	Smith	Smith	Graham	Davis	Bryan
QB	Wilson	Wilson	Wilson	Wilson	Wilson	Wilson	Wilson	Wilson	Wilson	Wilson	Wilson	Wilson	Wilson
HB	Haynes	Haynes	Haynes	Haynes	Haynes	Haynes	Haynes	Haynes	Greene	Washington	Washington	Washington	Washington
FB/WR	T. Gentry	T. Gentry	Davis	Davis	T. Gentry	Davis	T. Gentry	Davis	T. Gentry	T. Gentry	Davis	T. Gentry	T. Gentry
WR	Williams	Williams	Williams	Williams	Williams	Williams	Williams	Williams	Williams	Williams	Williams	Williams	Williams
WR	Spencer	Spencer	Spencer	Spencer	Spencer	Spencer	Spencer	Spencer	Spencer	Spencer	Spencer	Spencer	Spencer
PK	Czajkowski	Czajkowski	Czajkowski	Czajkowski	Czajkowski	Czajkowski	Czajkowski	Czajkowski	Czajkowski	Hawthorne	Czajkowski	Czajkowski	Czajkowski

DEFENSE	WCU	UCF	Cincinnati	Ga. Tech	Va. Tech	BC	ECU	FSU	Clemson	WFU	UNC	MD	WVU
SE	Rieskamp	Rieskamp	Rieskamp	Rieskamp	Lemon	Rieskamp	Rieskamp	Rieskamp	Rieskamp	Lemon	Rieskamp	Rieskamp	Rieskamp
DT	Mageo	Mageo	Mageo	Mageo	Mageo	Mageo	Mageo	Mageo	Mageo	Mageo	Mageo	Mageo	Mageo
DT	Slay	Sweezy	Sweezy	Sweezy	Sweezy	Sweezy	Sweezy	Sweezy	Sweezy	Sweezy	Sweezy	Sweezy	Sweezy
DE	Akinniyi	Akinniyi	Akinniyi	Akinniyi	Akinniyi	Akinniyi	Akinniyi	Akinniyi	Akinniyi	Akinniyi	Akinniyi	Akinniyi	Akinniyi
SLB	Cole	Cole	Cole	Cole	Cole	Cole	Cole	Cole	Cole	Cole	Cole	Cole	Cole
MLB	Irving	Irving	Irving	Irving	Irving	Irving	Irving	Irving	Irving	Irving	Irving	Irving	Irving
WLB	Manning	Manning	Manning	Manning	Manning	Manning	Manning	Manning	Manning	Manning	Manning	Manning	Manning
BC	Byers	Byers	Byers	Amerson	Amerson	Amerson	Amerson	Amerson	Amerson	Amerson	Amerson	Amerson	Amerson
FS	Bishop	Bishop	Bishop	Bishop	Bishop	Johnson	Bishop	Bishop	Bishop	Bishop	Bishop	Bishop	Bishop
BS	Wolff	Wolff	Wolff	Wolff	Wolff	Wolff	Wolff	Wolff	Wolff	Wolff	Wolff	Wolff	Wolff
FC	Wilson	Wilson	Wilson	Wilson	Wilson	Wilson	Wilson	Wilson	Wilson	Wilson	Wilson	Wilson	Wilson
P	Ruiz	Ruiz	Ruiz	Leffler	Leffler	Leffler	Leffler	Leffler	Leffler	Leffler	Leffler	Ruiz	Ruiz



2010 NC STATE WOLFPACK FOOTBALL

2010 GAME BY GAME TEAM STATS

	(NC State Totals on Top)												
	WCU	UCF	CIN	GT	VT	BC	ECU	FSU	CLEM	WFU	UNC	MD	WVU
Total Offense	480 189	239 308	491 385	527 363	507 440	422 272	476 496	367 373	275 260	387 188	275 404	434 408	378 326
Plays	74 49	70 63	76 62	81 66	82 61	84 61	91 86	81 61	65 71	61 58	62 70	98 67	81 64
Yards/Play	6.5 3.9	3.4 4.9	6.5 6.2	6.5 5.5	6.2 7.2	5.0 4.5	5.2 5.8	4.5 6.1	4.2 3.7	6.3 3.2	4.4 5.8	4.4 6.1	4.7 5.1
Yards Rushing	129 86	134 95	158 75	159 247	145 317	75 99	154 120	189 177	63 46	59 110	112 -7	123 -9	103 130
Rush Attempts	36 31	40 34	36 31	40 48	33 37	28 29	39 33	53 33	29 41	22 45	33 26	36 20	36 25
Yards Passing	351 103	105 213	333 310	368 116	362 123	347 173	322 376	178 196	212 214	328 78	163 411	311 417	275 196
Pass Attempts	38 18	30 29	40 31	41 18	49 24	56 32	52 53	28 28	36 30	39 13	29 44	62 47	45 39
Pass Completions	25 10	10 17	26 19	28 5	21 12	41 11	26 37	18 17	22 20	28 10	15 33	31 33	28 22
Had Intercepted	0 0	0 3	0 0	1 0	3 1	2 3	3 0	1 0	1 1	1 0	1 0	1 0	0 1
Comp. Pct.	65.7 55.5	33.3 58.6	65.0 61.2	68.2 27.7	42.8 50.0	73.2 34.3	50.0 69.8	64.2 60.7	61.1 66.6	71.8 77.0	51.7 75.0	50.0 70.2	62.2 56.4
First Downs	25 9	15 16	28 18	27 15	24 18	26 12	26 24	23 15	16 16	22 12	18 17	32 18	21 19
Total Touchdowns	6 1	4 3	4 3	6 4	3 6	5 2	3 4	4 3	1 2	5 0	3 2	4 5	2 1
Rush Touchdowns	2 0	2 2	1 0	2 2	0 2	0 0	2 2	3 2	0 1	3 0	0 0	2 1	0 0
Pass Touchdowns	4 1	1 0	3 3	3 1	3 3	3 2	1 2	1 1	1 1	2 0	2 2	2 4	2 1
Poss. Time	31:20 28:40	30:43 29:17	34:49 25:11	33:14 26:46	31:39 28:21	35:46 24:14	32:31 27:29	32:58 27:02	29:26 30:34	25:04 34:56	31:19 28:41	31:08 28:52	36:46 23:14
3rd Down Conv.	9-15 5-14	5-16 1-11	5-12 3-13	8-15 4-14	6-18 4-12	7-17 5-17	5-18 5-13	12-18 8-14	5-15 8-17	7-11 3-14	4-13 3-15	9-20 5-14	8-20 6-13
Punts-Yards	2-84 8-297	10-337 6-256	5-156 7-247	3-112 4-114	4-172 7-297	4-169 7-284	6-244 5-214	4-190 5-215	5-145 4-147	2-66 7-245	6-256 5-185	5-177 5-173	6-234 4-172
Punt Avg.	42.0 37.1	33.7 42.7	31.2 35.3	37.3 28.5	43.0 42.4	42.2 40.6	40.7 42.8	47.5 43.0	29.0 36.8	33.0 35.0	42.7 37.0	35.4 34.6	39.0 43.0
Fumbles-Lost	1-0 2-1	1-0 3-2	4-2 5-1	1-1 4-2	2-0 2-0	0-0 0-0	1-1 4-4	1-1 2-2	2-1 5-2	2-0 1-1	1-0 2-1	4-1 1-0	3-1 5-4
Total Turnovers	0 1	0 5	2 1	2 2	3 1	3 2	4 4	2 2	2 3	1 1	1 1	2 0	1 5
Penalties-Yards	3-15 7-43	7-36 5-30	6-47 8-71	4-35 4-35	9-61 4-50	2-12 5-65	6-49 10-90	9-60 10-81	4-25 7-77	3-23 5-50	6-51 6-36	2-20 9-92	4-39 3-29
Punt Ret-Yds.	1-9 1-1	2-20 1-0	1-(-3) 1-(-2)	2-25 2-2	3-13 1-1	4-37 1-5	0-0 4-74	2-8 2-46	0-0 1-8	3-6 2-8	2-88 2-16	2-2 1-0	0-0 1-(-2)
KO Ret-Yds.	2-53 9-115	5-309 4-258	1-28 6-104	5-88 7-173	5-85 7-211	4-79 9-177	5-71 5-99	2-60 5-84	3-52 4-131	2-49 6-133	5-100 6-107	5-66 3-70	2-53 6-138
INT-Yards	0-0 0-0	3-74 0-0	0-0 0-0	0-0 1-33	1-39 3-49	3-43 2-23	0-0 3-2	0-0 1-23	1-8 1-0	0-0 1-0	0-0 1-0	0-0 1-26	1-0 0-0
Sacks By-Yards	4-25 3-10	2-13 3-12	5-33 2-7	3-14 3-19	4-20 1-8	2-8 5-22	1-12 0-0	3-14 3-21	3-28 4-21	3-21 2-15	7-55 4-32	3-20 4-42	2-21 5-20



NC STATE WOLFPACK FOOTBALL

2010 GAME BY GAME INDIVIDUAL STATS

RUSHING

Att.-Yds.-TD	HAYNES	GREENE	WILSON	UNDERWOOD	WASHINGTON
WESTERN CAROLINA	13-69-1	10-35-1	5-0-0	6-28-0	DID NOT PLAY
UCF	10-49-1	14-55-1	13-35-0	0-0-0	DID NOT PLAY
CINCINNATI	5-20-0	16-84-1	8-33-0	6-23-0	DID NOT PLAY
Georgia Tech	18-75-0	13-68-1	9-16-1	0-0-0	DID NOT PLAY
VIRGINIA TECH	12-27-0	10-91-0	10-34-0	0-0-0	DID NOT PLAY
BOSTON COLLEGE	4-14-0	6-11-0	14-45-0	1-(-1)-0	2-3-0
East Carolina	10-36-1	16-75-0	10-37-1	0-0-0	3-6-0
FLORIDA STATE	8-22-0	17-76-0	17-69-3	0-0-0	8-23-0
Clemson	DID NOT PLAY	12-26-0	9-29-0	DID NOT PLAY	8-8-0
WAKE FOREST	1-1-0	6-12-0	7-17-2	2-12-0	5-13-1
North Carolina	DID NOT PLAY	9-43-0	10-26-0	0-0-0	12-45-0
Maryland	2-7-0	2-8-0	17-53-2	0-0-0	15-55-0
West Virginia	DID NOT PLAY	3-13-0	14-41-0	0-0-0	18-62-0

RECEIVING

Rec.-Yds.-TD	SPENCER	WILLIAMS	BRYAN	GRAHAM	HOWARD	DAVIS	SMITH	GREENE	GENTRY	WASHINGTON
WESTERN CAROLINA	4-92-0	2-37-0	3-23-1	6-96-2	2-36-0	2-16-0	DID NOT PLAY	2-22-0	1-1-1	DID NOT PLAY
UCF	0-0-0	2-15-0	3-35-0	1-4-0	0-0-0	2-38-1	1-7-0	1-6-0	0-0-0	DID NOT PLAY
CINCINNATI	4-50-0	4-111-0	4-43-0	1-7-0	1-9-0	1-2-0	1-16-1	5-54-0	3-20-1	DID NOT PLAY
Georgia Tech	6-69-0	5-46-1	1-22-0	3-54-1	2-28-1	3-32-0	1-13-0	4-41-0	2-29	DID NOT PLAY
VIRGINIA TECH	6-145-0	4-103-1	2-24-1	0-0-0	0-0-0	0-0-0	2-23-0	3-30-0	1-3-0	DID NOT PLAY
BOSTON COLLEGE	8-70-1	5-65-1	4-64-0	4-40-0	4-27-0	3-25-1	0-0-0	2-20-1	0-0-0	5-28-0
East Carolina	6-98-0	5-44-0	3-29-0	2-77-1	0-0-0	1-5-0	1-2-0	1-5-0	2-17-0	0-0-0
FLORIDA STATE	2-5-0	3-44-0	2-10-1	0-0-0	2-9-0	2-44-0	0-0-0	2-15-0	0-0-0	3-22-0
Clemson	4-40-0	3-18-0	4-51-0	4-22-0	0-0-0	DID NOT PLAY	1-12-0	2-20-1	0-0-0	4-49-0
WAKE FOREST	7-138-1	4-74-1	1-7-0	1-12-0	0-0-0	DID NOT PLAY	1-4-0	3-22-0	1-14-0	7-36-0
North Carolina	5-92-1	1-1-0	1-12-0	0-0-0	0-0-0	3-11-1	0-0-0	3-29-0	2-18-0	0-0-0
Maryland	5-69-1	8-78-0	4-24-0	1-(-3)-0	0-0-0	4-86-0	1-3-0	1-4-0	0-0-0	6-46-1
West Virginia	3-44-0	6-77-1	3-25-0	2-7-0	1-5-0	5-68-0	1-4-0	1-16-1	2-14-0	2-4-0

PASSING

WILSON	Cmp	Att	Yds	Pct.	Int	TD
WCU	21	31	306	67.7	0	4
UCF	10	30	105	33.3	0	1
CINCINNATI	26	40	333	65.0	0	3
Georgia Tech	28	41	368	68.2	1	3
VIRGINIA TECH	21	49	362	42.8	3	3
BC	38	51	328	74.5	2	3
East Carolina	26	52	322	50.0	3	1
FLORIDA STATE	18	28	178	64.2	1	1
Clemson	22	36	212	61.1	1	1
WAKE FOREST	24	35	300	68.6	1	2
North Carolina	15	29	163	51.7	1	2
Maryland	31	60	311	51.6	1	2
West Virginia	28	45	275	62.2	0	2

GLENNON	Cmp	Att	Yds	Pct.	Int	TD
WCU	2	5	31	40.0	0	0
UCF	DID NOT PLAY					
CINCINNATI	DID NOT PLAY					
Georgia Tech	DID NOT PLAY					
VIRGINIA TECH	DID NOT PLAY					
BC	3	4	19	75.0	0	0
East Carolina	DID NOT PLAY					
FLORIDA STATE	DID NOT PLAY					
Clemson	DID NOT PLAY					
WAKE FOREST	4	4	281	100.0	0	0
North Carolina	DID NOT PLAY					
Maryland	DID NOT PLAY					
West Virginia	DID NOT PLAY					

KICKOFF RETURNS

Ret-Yds-TD	GRAHAM	WASHINGTON
WCU	1-50-0	DID NOT PLAY
UCF	4-71-0	DID NOT PLAY
CINCINNATI	1-28-0	DID NOT PLAY
Georgia Tech	5-88-0	DID NOT PLAY
VIRGINIA TECH	3-57-0	DID NOT PLAY
BC	2-31-0	1-35-0
East Carolina	1-(-4)-0	4-75-0

FLORIDA STATE	0-0-0	2-60-0
Clemson	1-18-0	2-34-0
WAKE FOREST	1-32-0	0-0-0
North Carolina	5-100-0	0-0-0
Maryland	3-41-0	0-0-0
West Virginia	2-53-0	0-0-0

PUNT RETURNS

Ret-Yds-TD	GRAHAM
WCU	- - -
UCF	2-20-0
CINCINNATI	1-(-3)-0
Georgia Tech	1-4-0
VIRGINIA TECH	3-13-0
BC	3-16-0
East Carolina	0-0-0
FLORIDA STATE	2-8-0
Clemson	0-0-0
WAKE FOREST	3-6-0
North Carolina	2-88-1
Maryland	2-2-0
West Virginia	0-0-0

FIELD GOALS

CZAJKOWSKI	Made	Missed
WESTERN CAROLINA	24, 28	-
UCF	-	-
CINCINNATI	19	-
Georgia Tech	35	31, 31
VIRGINIA TECH	32, 37, 42	-
BC	31, 40, 44	-
East Carolina	22, 37	27
FLORIDA STATE	27, 28	30
Clemson	27, 28	30
WAKE FOREST	47, 24	-
North Carolina	31	38
Maryland	45, 38, 40	27
West Virginia		

HAWTHORNE	Made	Missed
WESTERN CAROLINA		DID NOT PLAY
UCF		DID NOT PLAY
CINCINNATI		DID NOT PLAY
Georgia Tech		DID NOT PLAY
VIRGINIA TECH		DID NOT PLAY
BC		DID NOT PLAY

East Carolina	DID NOT PLAY
FLORIDA STATE	DID NOT PLAY
Clemson	DID NOT PLAY
WAKE FOREST	25 -
North Carolina	-
Maryland	-
West Virginia	-

PUNTING

RUIZ	Att.	Yds.	Avg.	+50	In20
WCU	2	84	42.0	0	0
UCF	10	337	33.7	0	2
CINCINNATI	4	122	30.5	0	1
Georgia Tech					DID NOT PLAY
VIRGINIA TECH					DID NOT PLAY
BC					DID NOT PLAY
East Carolina	4	174	43.5	1	2
FLORIDA STATE					DID NOT PLAY
Clemson					DID NOT PLAY
WAKE FOREST					DID NOT PLAY
North Carolina	2	105	52.5	1	2
Maryland	5	177	35.4	1	1
West Virginia	6	234	39.0	1	4

Leffler	Att.	Yds.	Avg.	+50	In20
WCU					DID NOT PLAY
UCF					DID NOT PLAY
CINCINNATI	1	34	34	0	1
Georgia Tech	3	112	37.3	0	1
VIRGINIA TECH	4	172	43.0	1	2
BC	4	169	42.2	1	3
East Carolina	2	70	35.0	0	1
FLORIDA STATE	4	190	47.5	1	1
Clemson	5	145	29.0	0	2
WAKE FOREST	2	66	33.0	45	1
North Carolina	4	151	37.8	0	1
Maryland					DID NOT PLAY
West Virginia					DID NOT PLAY



NC STATE WOLFPACK FOOTBALL

2010 PARTICIPATION

Name, Pos	WCU	UCF	CIN	GT	VT	BC	ECU	FSU	CLEM	WFU	UNC	MD	WVU	2010 Tot.	2010 GP-GS	Career GP-GS
Akinniyi, David - DE	22	43	41	40	41	28	60	39	49	30	41	48	38	520	13-13	13-13
Allen, Zach - OG	62	68	72	74	82	79	84	79	68	55	64	100	82	969	13-13	24-13
Amerson, David - DB	15	7	11	3	66	52	88	67	74	51	71	68	67	640	13-9	13-9
Areno, Ben - WR	6	0	0	1	DNP	DNP	DNP	DNP	DNP	DNP	DNP	DNP	DNP	7	2-0	3-0
Augustin, Audi - DE	27	26	25	26	23	30	27	30	23	27	36	24	34	358	13-0	49-1
Beasley, William - LB	4	-	-	-	-	-	-	-	-	-	-	-	-	4	1-0	1-0
Bishop, Brandon S	31	62	56	67	66	48	30	65	74	51	67	66	67	750	13-12	24-20
Bryan, George - TE	51	48	54	55	60	47	69	58	57	37	54	87	58	735	13-9	38-27
Byers, Justin - CB	33	35	52	63	ST	30	32	DNP	DNP	7	ST	ST	ST	252	11-4	36-14
Carter, Mario - TE	14	4	ST	ST	2	4	1	3	DNP	12	6	1	11	58	12-0	12-0
Cato-Bishop, Darryl - DE	21	8	ST	26	23	29	7	10	12	15	8	8	12	179	13-0	13-0
Cheek, Ryan - LB	4	ST	ST	DNP	DNP	DNP	ST	DNP	ST	ST	ST	ST	DNP	4	8-0	8-0
Christophe, Duran - OT	13	3	10	63	30	DNP	DNP	DNP	DNP	8	16	3	82	228	9-1	9-1
Cole, Audie - LB	27	65	60	66	62	49	86	62	77	50	71	67	67	809	13-13	38-25
Coleman, Donald - S	4	DNP	DNP	ST	DNP	DNP	2	ST	ST	ST	ST	ST	INJ	6	8-0	8-0
Counts, Donovan - FB	7	DNP	DNP	DNP	DNP	DNP	DNP	DNP	DNP	5	DNP	DNP	DNP	12	2-0	2-0
Crawford, Wayne - C	10	3	3	4	DNP	DNP	DNP	DNP	DNP	6	DNP	DNP	DNP	26	5-0	12-0
Crisp, Rob - OL	62	6	7	11	6	17	ST	1	ST	12	ST	ST	ST	122	13-1	13-1
Cureton, Asante' - LB	18	ST	4	ST	ST	11	23	7	ST	8	ST	DNP	INJ	71	11-0	22-0
Czajkowski, Josh - PK	ST	ST	ST	ST	ST	ST	ST	ST	ST	INJ	ST	ST	ST	ST	12-12	37-37
Davis, Darrell - WR	30	37	36	44	43	43	57	55	DNP	DNP	46	61	54	506	11-6	48-11
Diaz-Cobo, Jackson - DB	ST	DNP	DNP	DNP	DNP	DNP	DNP	DNP	DNP	DNP	DNP	DNP	DNP	ST	2-0	2-0
Dowdy, Rickey - DE	1	DNP	DNP	DNP	DNP	DNP	DNP	DNP	DNP	DNP	DNP	DNP	DNP	1	1-0	1-0
Ferguson, A.J. - DE	25	DNP	DNP	DNP	4	4	DNP	DNP	DNP	DNP	DNP	DNP	DNP	33	3-0	3-0
Flint, J. Ellis - PK	ST	DNP	DNP	DNP	DNP	DNP	DNP	DNP	DNP	DNP	DNP	DNP	DNP	ST	1-0	1-0
Gentry, Taylor - FB	27	10	29	25	19	12	42	6	10	19	12	26	23	260	13-8	38-15
Gentry, Zach - RB	ST	ST	ST	ST	ST	ST	ST	ST	ST	ST	ST	ST	ST	ST	13-0	13-0
Glennon, Mike - QB	11	DNP	DNP	DNP	DNP	7	DNP	DNP	DNP	7	DNP	DNP	DNP	25	3-0	10-0
Graham, T.J. - WR	21	36	36	30	32	45	27	38	30	16	23	33	24	391	13-1	33-10
Grant, Gary - CB	4	ST	ST	ST	ST	ST	ST	ST	ST	ST	ST	ST	ST	4	13-0	19-0
Green, D.J. - DB	15	ST	ST	4	ST	29	4	3	ST	8	2	ST	11	76	13-0	13-0
Greene, Mustafa - RB	28	34	53	44	43	28	32	31	26	19	27	11	23	399	13-1	13-1
Gregory, Gary - OG	10	38	52	11	5	13	DNP	DNP	DNP	6	DNP	DNP	DNP	135	7-1	13-1
Hawthorne, Chris - PK	DNP	DNP	DNP	DNP	DNP	DNP	DNP	DNP	DNP	ST	ST	ST	ST	ST	4-1	4-1
Haynes, Dean - HB	33	37	16	41	44	29	30	13	DNP	2	DNP	9	DNP	254	10-8	10-8
Horst, Paul - TE	1	DNP	DNP	DNP	DNP	DNP	DNP	DNP	DNP	6	DNP	DNP	DNP	7	2-0	7-0
Howard, Steven - WR	19	17	21	31	24	29	19	14	13	15	10	30	17	259	13-0	36-0
Imhoff, Daniel - QB	6	DNP	DNP	DNP	DNP	DNP	DNP	DNP	DNP	4	DNP	DNP	DNP	10	2-0	4-0
Irving, Nate - LB	25	64	52	61	62	48	74	61	77	48	70	67	67	776	13-13	34-26
Jackson, Colby - LB	DNP	DNP	ST	ST	ST	ST	DNP	ST	DNP	ST	ST	ST	INJ	ST	8-0	8-0
Johnson, Dontae - DB	17	25	25	ST	7	23	62	DNP	5	14	16	18	22	234	12-1	12-1
Jones, Sam - OT	13	8	ST	4	ST	4	ST	ST	ST	ST	ST	ST	ST	29	13-0	13-0
Kloc, Tyler - DE	4	DNP	DNP	DNP	DNP	DNP	DNP	DNP	DNP	DNP	DNP	DNP	DNP	4	1-0	1-0
Kuhn, Markus - DT	DNP	8	20	DNP	18	21	9	13	12	17	16	12	14	160	11-0	34-3
Lawson, Henry - OG	10	ST	ST	ST	ST	ST	ST	ST	ST	ST	ST	ST	ST	10	13-0	38-0
Leffler, Andy - P	DNP	DNP	ST	ST	ST	ST	ST	ST	ST	ST	ST	DNP	DNP	ST	9-8	9-8
Leggett, Travis - RB	3	DNP	DNP	DNP	DNP	DNP	DNP	DNP	DNP	DNP	DNP	DNP	DNP	3	1-0	1-0
Lemon, Michael - DE	25	26	28	26	41	34	28	25	26	33	27	21	23	363	13-2	25-3
Lucas, Sterling - LB	20	1	12	5	ST	12	10	1	ST	9	1	ST	ST	71	13-0	37-2
Maddox, Dwayne - LB	20	3	4	7	DNP	11	2	8	DNP	10	DNP	DNP	19	84	9-0	30-15
Mageo, Natanu - DT	28	29	30	40	38	19	18	36	49	27	36	39	23	412	13-13	25-13
Manning, Terrell - LB	25	62	60	59	62	49	84	54	77	49	71	67	48	767	13-13	25-15
Martin, Curtis - OL	3	DNP	DNP	DNP	DNP	DNP	DNP	DNP	DNP	DNP	DNP	DNP	DNP	3	1-0	1-0
Mattes, R.J. - OL	INJ	INJ	39	81	87	73	94	80	65	43	64	100	82	808	11-10	19-18
Maurer, Michael - LS	ST	ST	ST	ST	ST	ST	ST	ST	ST	ST	ST	ST	ST	ST	13-0	46-0
Monk, Jordan - DB	15	30	14	DNP	DNP	8	DNP	DNP	DNP	7	DNP	DNP	DNP	74	5-0	7-0
Overgaard, Mikel - OT	62	25	INJ	INJ	INJ	10	10	1	DNP	18	DNP	DNP	DNP	126	6-2	6-2
Pavarnik, Seth - OL	3	DNP	DNP	DNP	DNP	DNP	DNP	DNP	DNP	DNP	DNP	DNP	DNP	3	1-0	1-0
Payton, Quintin - WR	DNP	DNP	8	14	8	13	5	5	13	10	5	8	8	97	11-0	11-0
Powell, Zach - DB	4	DNP	DNP	DNP	DNP	DNP	DNP	DNP	DNP	DNP	DNP	DNP	DNP	4	1-0	1-0
Proctor, Everett - S	4	DNP	DNP	DNP	DNP	DNP	DNP	DNP	DNP	ST	DNP	DNP	DNP	4	2-0	2-0
Ray, Cameron - OL	3	DNP	DNP	DNP	DNP	DNP	DNP	DNP	DNP	DNP	DNP	DNP	DNP	3	1-0	1-0
Ray, Keegan - DE	4	DNP	DNP	DNP	DNP	DNP	DNP	DNP	DNP	DNP	DNP	DNP	DNP	4	1-0	1-0
Rice II, Hans - LB	4	DNP	DNP	DNP	DNP	DNP	DNP	DNP	DNP	DNP	DNP	DNP	DNP	4	1-0	1-0
Rieskamp, Jeff - DE	24	40	38	40	DNP	24	57	39	47	25	41	48	37	460	12-11	24-13
Ruiz, Jeff - P	ST	ST	ST	DNP	DNP	DNP	ST	DNP	DNP	DNP	ST	ST	ST	ST	7-5	19-17
Slay, Brian - DT	28	24	25	26	18	DNP	19	27	24	24	24	19	26	284	12-1	22-1
Smith, Jay - WR	DNP	23	24	35	37	30	27	25	38	35	20	37	12	343	12-2	36-2
Spencer, Owen - WR	41	49	52	46	52	54	61	58	52	37	46	63	58	669	13-13	49-36
Stoner, Marty - WR	7	DNP	DNP	DNP	DNP	DNP	DNP	DNP	DNP	6	DNP	DNP	DNP	13	2-0	4-0
Sweezy, J.B. - DT	DNP	44	41	40	41	25	60	35	49	27	36	39	23	460	12-12	26-13
Talbert, Anthony - TE	5	ST	ST	ST	ST	ST	ST	ST	ST	ST	ST	ST	ST	5	13-0	13-0
Tedder, Corey - LS	ST	ST	ST	ST	ST	ST	ST	ST	ST	ST	ST	ST	ST	ST	13-0	44-0
Underwood, Curtis - HB	10	ST	14	ST	ST	4	ST	ST	DNP	4	ST	ST	ST	32	12-0	30-0
Vermiglio, Jake - OT	DNP	68	71	74	82	66	94	79	68	49	64	100	82	897	12-12	45-32
Wallace, Andrew - OT	62	68	70	20	55	70	94	80	68	41	48	97	INJ	773	12-12	24-14
Washington, James - HB	INJ	INJ	INJ	INJ	INJ	24	32	40	42	36	38	82	59	353	8-4	14-4
Watson, Asa - TE	27	19	14	7	18	14	6	12	7	2	ST	ST	ST	126	13-0	22-0
Wentz, Camden - C	62	68	77	81	87	77	94	80	68	55	64	100	82	995	13-13	18-13
Williams, Jarvis - WR	45	47	56	50	55	52	64	57	50	43	39	63	61	682	13-13	51-38
Wilson, C.J. - CB	33	56	56	67	66	30	88	67	74	51	71	68	67	794	13-13	25-19
Wilson, Russell - QB	57	71	80	84	87	78	94	81	68	50	64	102	82	998	13-13	37-36
Wolff, Earl - S	33	65	66	63	66	31	84	67	74	50	68	68	56	791	13-13	25-17

2010 IN REVIEW

INDIVIDUAL RECORDS

RUSHING

RUSHING YARDS			
Game	251	Ted Brown, Penn State	1977
Season	1,350	Ted Brown	1978
Career	*4,602	Ted Brown	1975-78

RUSHING ATTEMPTS			
Game	40	Ray Robinson, Maryland	2000
Season	302	Ted Brown	1978
Career	860	Ted Brown	1975-78

RUSHING YARDS PER CARRY			
Game	14.0	Ted Brown, Syracuse	1977
Season	7.1	Dick Christy	1955
Career	5.5	Roland Hooks	1972-74

RUSHING TOUCHDOWNS			
Game	5	Stan Fritts, Wake Forest	1972
	5	T.A. McLendon, Texas Tech	2002
Season	18	T.A. McLendon	2002
Career	*49	Ted Brown	1975-78

200-YARD RUSHING GAMES			
Season	1	Five Times by four players	
Career	2	Ted Brown	1975-78

100-YARD RUSHING GAMES			
Season	9	Ted Brown	1977
Career	*27	Ted Brown	1975-78

PASSING

PASSING YARDS			
Game	535	Shane Montgomery, Duke	1989
Season	*4,491	Philip Rivers	2003
Career	*13,484	Philip Rivers	2000-03

PASS COMPLETIONS			
Game	38	Philip Rivers, Wake Forest	2003
Season	*348	Philip Rivers	2003
Career	*1,087	Philip Rivers	2000-03

PASS ATTEMPTS			
Game	73	Shane Montgomery, Duke	1989
Season	527	Russell Wilson	2010
Career	*1,710	Philip Rivers	2000-03

TOUCHDOWN PASSES			
Game	5	Russell Wilson, Florida State	2009
	5	Philip Rivers, Kansas	2003
	5	Philip Rivers, Navy	2002
	5	Philip Rivers, Indiana	2000
	5	Terry Harvey, Wake Forest	1995
Season	*34	Philip Rivers	2003
Career	*95	Philip Rivers	2000-03

YARDS PER COMPLETION			
Game	30.90	Philip Rivers, Navy	2002
Season	*18.77	Bruce Shaw	1972
Career	16.30	Bruce Shaw	1971-73

YARDS PER ATTEMPT			
Game	20.60	Philip Rivers, Navy	2002
Season	9.76	Bruce Shaw	1972

Career	8.18	Dave Buckey	1972-75
--------	------	-------------	---------

COMPLETION PERCENTAGE			
Game	.920	Terry Jordan, North Carolina	1992
Season	*.721	Philip Rivers (348-483)	2003
Career	.636	Philip Rivers (1,087-1,710)	2000-03

400-YARD PASSING GAMES			
Season	*5	Philip Rivers	2003
Career	*7	Philip Rivers	2000-03

300-YARD PASSING GAMES			
Season	*9	Philip Rivers	2003
Career	*19	Philip Rivers	2000-03

200-YARD PASSING GAMES			
Season	13	Philip Rivers	2003
Career	41	Philip Rivers	2000-03

RECEIVING

PASS RECEPTIONS			
Game	15	Torry Holt, Wake Forest	1998
Season	*88	Torry Holt	1998
Career	200	Jerricho Cotchery	2000-03

RECEIVING YARDAGE			
Game	255	Torry Holt (11), Baylor	1998
Season	*1,604	Torry Holt (88)	1998
Career	3,379	Torry Holt (191)	1995-98

RECEIVING TOUCHDOWNS			
Game	*5	Torry Holt, Florida State	1997
Season	16	Torry Holt	1997
Career	31	Torry Holt	1995-98

YARDS PER CATCH			
Season	25.5	Owen Spencer	2009
Career	19.37	Owen Spencer	2006-10

200-YARD RECEIVING GAMES			
Season	*2	Torry Holt	1998
Career	*2	Torry Holt	1995-98

100-YARD RECEIVING GAMES			
Season	8	Koren Robinson	2000
	8	Torry Holt	1998
Career	15	Jerricho Cotchery	2000-03

TOTAL OFFENSE

PLAYS			
Game	76	Shane Montgomery, Duke (3 run, 73 pass)	1989
Season	561	Philip Rivers (78 run, 483 pass)	2003
Career	*1,962	Philip Rivers (252 run, 1,710 pass)	2000-03

TOTAL YARDS			
Game	537	Shane Montgomery, Duke	1989
Season	*4,600	Philip Rivers	2003
Career	*13,582	Philip Rivers	2000-03



Jerricho Cotchery



INDIVIDUAL RECORDS

YARDS PER PLAY

Season	8.2	Philip Rivers	2003
Career	6.92	Philip Rivers	2000-03

ALL-PURPOSE YARDS

Season	1,979	Torry Holt	1998 (102 run, 1,604 rec., 273 PR)
Career	5,565	Ted Brown	1975-78 (4,602 run, 760 rec., 203 Ret.)

SCORING

POINTS SCORED

Game	30	Torry Holt, Florida State	1997
	30	Stan Fritts, Wake Forest	1972
	30	T.A. McLendon, Texas Tech	2002
Season	108	T.A. McLendon	2002
Career	312	Ted Brown	1975-78

TOUCHDOWNS

Game	5	Torry Holt, Florida State	1997
	5	Stan Fritts, Wake Forest	1972
	5	T.A. McLendon, Texas Tech	2002
Season	18	T.A. McLendon	2002
Career	51	Ted Brown	1975-78

TOUCHDOWN RESPONSIBILITY

Game	6	Philip Rivers, Navy (5 pass, 1 rush)	2002
Season	*37	Russell Wilson (9 rush, 28 pass)	2010
	*37	Philip Rivers (3 run, 34 pass)	2003
Career	*112	Philip Rivers (17 run, 95 pass)	2000-03

KICK SCORING POINTS

Game	15	Nathan Ritter, East Carolina	1978
Season	84	Marc Primanti	1996
	84	Damon Hartman	1989
Career	241	Damon Hartman	1988-90

FIELD GOALS MADE

Game	5	Nathan Ritter, East Carolina	1978
Season	20	Marc Primanti	1996
	20	Josh Czajkowski	2010
Career	50	Mike Cofer	1982-86

FIELD GOALS ATTEMPTED

Season	28	Damon Hartman	1989
Career	75	Damon Hartman	1988-91

FIELD GOAL PERCENTAGE

Season	1.000	Danny Deskevich (12-12)	1998
	1.000	Marc Primanti (20-20)	1996
Career	.912	Marc Primanti (31-34)	1995-96
	(min. 30)		

CONSECUTIVE FIELD GOALS MADE

Career	*27	Marc Primanti	1995-96
--------	-----	---------------	---------

MOST PATS

Game	8	Austin Herbert, Navy	2002
------	---	----------------------	------

Season	8	Adam Kiker, Kansas	2003
Season	56	Adam Kiker	2003
Career	119	Josh Czajkowski	2008-10
	97	Damon Hartman	1988-91

PAT PERCENTAGE

Season	1.000	By 11 Players	
Career	.988	John Deraney (min. 30 made)	2003-06

CONSECUTIVE EXTRA POINTS MADE

Career	76	John Deraney	2003-2006
--------	----	--------------	-----------

RETURNS

KICKOFF RETURNS

Season	41	T.J. Graham	2008
Career	93	T.J. Graham	2008-pres.

KICKOFF RETURN YARDS

Game	202	T.J. Graham, Duke	2009
Season	1,028	T.J. Graham	2008
Career	2,167	T.J. Graham	2008-pres.

KICKOFF RETURN AVERAGE

Season	*35.3	George Marinkov	1954
Career	28.6	Darrell Blackman	2004-07

PUNT RETURNS

Season	40	Ledel George	1991
Career	*125	Ledel George	1990-93

PUNT RETURN YARDS

Game	102	Fred Combs, Virginia	1967
Season	434	Fred Combs	1967
Career	1,191	Ledel George	1990-93

PUNT RETURN AVERAGE

Season	19.7	Alex Webster	1950
Career	19.2	Alex Webster	1950-52

PUNTING

PUNTS

Game	13	Marty Martinussen, UNC	1982
	13	Ed Mooney, Maryland	1950
Season	76	Scott Earwood	1999
	76	John Deraney	2006
Career	226	Austin Herbert	2000-03

PUNTING YARDS

Game	519	Craig Salmon, S. Carolina	1987
Season	2,906	Scott Earwood	1999
Career	8,922	Austin Herbert	2000-03

PUNTING AVERAGE

Game	55.0	Austin Herbert, Duke	2001
Season	46.1	Johnny Evans	1975
Career	44.0	Johnny Evans	1974-77

DEFENSE

TACKLES

Game	26	Pat Teague, Virginia Tech	1986
Season	195	Bill Cowher	1978

Career	492	Levar Fisher	1998-01
--------	-----	--------------	---------

TACKLES FOR LOSS

Game	*#8	Nate Irving, Wake Forest	2010
Season	27.5	Mario Williams	2005
Career	55.5	Mario Williams	2003-05

SACKS

Game	4	Mario Williams, S. Miss/Md	2005
Season	14.5	Mario Williams	2005
Career	25.5	Mario Williams	2003-05

FUMBLES CAUSED

Season	6	Corey Smith	2001
	6	Jesse Campbell	1989
	6	Jesse Campbell	1988
Career	15	Jesse Campbell	1988-90

FUMBLES RECOVERED

Career	7	Fernandus Vinson	1987-90
--------	---	------------------	---------

INTERCEPTIONS

Game	3	Five times by four players	
Season	8	Art Rooney	1938
	8	Art Rooney	1937
Career	16	Eric Williams	1978-79, 81-82
	16	Art Rooney	1936-38

INTERCEPTION RETURN YARDAGE

Season	164	Derrick Taylor	1986
Career	196	Jack Whitley	1968-70

PASSES BROKEN UP

Season	23	Lloyd Harrison	1998
Career	51	Joe Johnson	1987-90

BLOCKED KICKS

Game	2	by four players	
Season	4	Terrence Holt	2001
	4	Mark Capuano	1967
Career	12	Terrence Holt	1999-02

* ACC Record

NCAA Record

Bold Face indicates current player



TEAM HIGHS & LOWS

NC STATE

TOTAL OFFENSE

Total Plays

<i>Highs</i>		<i>Lows</i>	
Game:	98 Maryland, 2010	25 Duke, 1943	
Season:	1,006 2010	517	1955

Total Offense

<i>Highs</i>		<i>Lows</i>	
Game:	653 Kansas, 2003	-6 Duke, 1943	
Season:	5,891 2003	1,651	1953
Per Gm:	453.2 2003	165.1	1953

First Downs

<i>Highs</i>		<i>Lows</i>	
Game:	35 The Citadel, 198	30 UVa., 1944	
Season:	311 2003	84	1953

RUSHING

Rushes

<i>Highs</i>		<i>Lows</i>	
Game:	80 ECU, 1980	16 Duke, 1943	
Season:	672 1979	351	2000

Rushing Yards

<i>Highs</i>		<i>Lows</i>	
Game:	409 Clemson, 1975	-49 Duke, 1943	
Season:	2,995 1973	929	1985
Per Gm:	272.3 1973		

PASSING

Attempts

<i>Highs</i>		<i>Lows</i>	
Game:	73 Duke, 1989	2 UVa, 1968	
Season:	545 2010	87	1957

Completions

<i>Highs</i>		<i>Lows</i>	
Game:	41 BC, 2010	1 6 times (last-Clem-son, 1975)	
Season:	357 2003	34	1957

Completion Percentage

<i>Highs</i>		<i>Lows</i>	
Season:	.720 2003	.338	
	(357-496)	(48-142)	

Yards Passing

<i>Highs</i>		<i>Lows</i>	
Game:	535 Duke, 1989	0 Vanderbilt, 1946	
Season:	4,580 2003	497	1947
Per Gm:	352.3 2003	50.2	1957

Interceptions Thrown

<i>Highs</i>		<i>Lows</i>	
Game:	7 Florida, 1970	0 vs. many	
Season:	23 1949	5	1962

SCORING

Most Touchdowns

<i>Highs</i>		<i>Lows</i>	
Game:	15 Hampton, 1919	0 (last-Maryland, 2007)	
Season:	65 2003	10	1970

Points Scored

<i>Highs</i>		<i>Lows</i>	
Game:	100 Hampton, 1919	0 (last - Maryland, 2007)	
Season:	489 2003	23	1933
Per Gm:	37.6 2003	2.5	1933

TDs Rushing

<i>Highs</i>		<i>Lows</i>	
Season:	33 2002	3	1985

Most TDs Passing

<i>Highs</i>		<i>Lows</i>	
Game:	5 vs. seven teams (last vs. Kansas, 2003)	0 vs. many (last vs. Md., 2007)	
Season:	35 2003	1	1965

Most TDs by Return

<i>Highs</i>		<i>Lows</i>	
Season:	10 2003	0	

Field Goals

<i>Highs</i>		<i>Lows</i>	
Game:	5 East Carolina, 1978	0 (last - Maryland, 2007)	
Season:	21 2010	0 three times (last 1958)	

Field Goal Attempts

<i>Highs</i>		<i>Lows</i>	
Season:	28 1989	0	1955

Field Goal Percentage

<i>Highs</i>		<i>Lows</i>	
Season:	1.000 (20-20), 1996	.000 (last - 0-2, 1958)	

PATs

<i>Highs</i>		<i>Lows</i>	
Season:	61 2003	7	1962, 1970

PAT Percentage

<i>Highs</i>		<i>Lows</i>	
Season:	1.000 nine times	.742 (23-31), 1974	
	best (40-40), 1992		

PUNTING

Punts

<i>Highs</i>		<i>Lows</i>	
Game:	13 UNC, 1982	0 Md., 1994	
	Md., 1950	USC, 1961	
Season:	85 1982		

Punting Yards

<i>Highs</i>		<i>Lows</i>	
Season:	3,210 1970	1,315	1955

Punting Average

<i>Highs</i>		<i>Lows</i>	
--------------	--	-------------	--

Season: 46.1 1975 30.8 1953

PUNT RETURNS

Most Punt Returns

<i>Highs</i>		<i>Lows</i>	
Season:	46 1991	11	1954

Most Punt Return Yards

<i>Highs</i>		<i>Lows</i>	
Season:	537 1990	53	1980

KICKOFF RETURNS

Kickoff Returns

<i>Highs</i>		<i>Lows</i>	
Season:	52 1987	16	1967

Kickoff Return Yards

<i>Highs</i>		<i>Lows</i>	
Season:	1,387 2008	246	1967

MISCELLANEOUS HIGHS

Penalties

Season: 101 2002, 2004

Penalty Yardage

Season: 907 2003 (100)

Time of Possession

Gm Avg. 32.03 2010

Fumbles

Game: 11 Virginia, 1977
Season: 52 1976

Fumbles Lost

Game: 6 Florida State, 1995
6 Louisville, 1994
Season: 24 1955

Fewest Fumbles

Season: 12 1963

Fewest Fumbles Lost

Season: 6 2001, 2008

Third Down Conversion %

Season: .487 (92-189) 1989

Sacks

Season: 48 2002

Fewest Sacks Allowed - Offense

Season: 9 1988
Per Game: 0.78 2002

Blocked Punts

Game: 3 Texas, 1999
Season: 8 2002

Opponent Fumbles

Game: 9 four times (last-Duke, 1986)

Fumbles Recovered

Game: 6 Duke, 1986
Season: 26 1946



2011

NC STATE WOLFPACK FOOTBALL

TEAM HIGHS & LOWS

Victories in a season: 11 (11-3), 2002

Losses in a season: 9, three times (last-2006)

Ties in a season: 4 in 1906

Longest Winning Streak: 9 games accomplished four times (last-2002)

Longest Losing Streak: 10 games (1953-54)

OPPONENTS

TOTAL OFFENSE

Plays

<i>Highs</i>		<i>Lows</i>	
Game:	98 Duke, 2001	25	W. Car., 1990
Season:	986 2003	489	1948

Total Offense

<i>Highs</i>		<i>Lows</i>	
Game:	745 FSU, 1995	17	W. Car., 1990
Season:	5,473 2003	1,518	1947

First Downs

<i>Highs</i>		<i>Lows</i>	
Game:	38 FSU, 1995	0	W. Car., 1990
		0	Randolph-Macon, 1922
Season:	301 2003	77	19474

RUSHING

Rushing Yards

<i>Highs</i>		<i>Lows</i>	
Game:	627 Villanova, 1949-37	VMI, 1946	
Season:	2,965 1976	946	1946 (led nation)

Rushing Attempts

<i>Highs</i>		<i>Lows</i>	
Game:	85 Va. Tech, 1956	10	Wake, 1995
Season:	689 1952	358	1946

PASSING

Pass Attempts

<i>Highs</i>		<i>Lows</i>	
Game:	68 Wake, 1995	1	Duke, 1943
Season:	516 2003	86	1947

Pass Completions

<i>Highs</i>		<i>Lows</i>	
Game:	50 Wake, 1995	0	UNC, 1955
Season:	305 2003	39	1947

Passing Yards

<i>Highs</i>		<i>Lows</i>	
Game:	586 Texas Tech, 2003	0	UNC, 1955
Season:	3,693 2003	354	1947 (led nation)

Touchdown Passes

<i>Highs</i>		<i>Lows</i>	
--------------	--	-------------	--

Game:	7 FSU, 1995	0	(last - WFU, 2010)
Season:	28 2003	0	1906 (8 gms)
		1	1947 (9 gms)

INTERCEPTIONS

Interceptions

<i>Highs</i>		<i>Lows</i>	
Game:	7 Iowa, 1965	0	by many
Season:	23 1965 & 1938	6	1975

Interception Return Yards

<i>Highs</i>		<i>Lows</i>	
Season:	393 1989	15	1960

SCORING

Points

<i>Highs</i>		<i>Lows</i>	
Game:	128 Ga. Tech, 1918	0	176 times (last Richmond, 2004)
Season:	401 1996	29	1932

Touchdowns

<i>Highs</i>		<i>Lows</i>	
Season:	53 1996	10	1957

PUNTING

Punts

<i>Highs</i>		<i>Lows</i>	
Game:	12 W. Car., 1990	0	Southern Miss., 2006
			Duke, 1955
Season:	81 2004	40	1995

Punting Yards

<i>Highs</i>		<i>Lows</i>	
Season:	3,229 2004	1,066	1955

Punting Average

<i>Highs</i>		<i>Lows</i>	
Season:	43.1 1985	32.5	1956

RUSHING RECORDS

RUSHING YARDS

GAME				
Rk.	Name, Opp, Year	Att.	Yds.	
1.	Ted Brown, Penn State, 1977	37	251	
2.	Andre Brown, Southern Miss., 2005	32	248	
3.	Ted Brown, Clemson, 1975	24	227	
4.	Joe McIntosh, Wake Forest, 1981	25	220	
5.	Ray Robinson, Virginia, 1998	27	202	
6.	Vince Evans, East Carolina, 1985	26	201	
7.	Ted Brown, Syracuse, 1978	33	198	
	Willie Burden, Kent State, 1971	34	198	
8.	Tremayne Stephens, Wake Forest, 1994	20	189	
	Anthony Barbour, Texas Tech, 1992	25	189	
	Ted Brown, North Carolina, 1978	36	189	
12.	Willie Burden, Wake Forest, 1973	18	188	
13.	Ed Mooney, Richmond, 1949	21	184	
14.	Andre Brown, Florida State, 2005	26	179	
15.	Ray Robinson, Maryland, 2000	40	178	
	T.A. McLendon, Clemson, 2002	28	178	
17.	Wayne McLean, East Carolina, 1980	30	176	
18.	Toney Baker, Clemson, 2006	34	174	

SEASON

Rk.	Name, Year	Att.	Yds.
1.	Ted Brown, 1978	302	1,350
2.	Ted Brown, 1977	218	1,251
3.	Anthony Barbour, 1992	199	1,204
4.	Joe McIntosh, 1981	222	1,190
5.	Stan Fritts, 1974	245	1,169
6.	Tremayne Stephens, 1997	204	1,142
7.	T.A. McLendon, 2002	245	1,101
8.	Ted Brown, 1976	198	1,088
9.	Joe McIntosh, 1983	217	1,081
10.	Willie Burden, 1973	150	1,014
11.	Ted Brown, 1975	142	913
12.	Willie Burden, 1971	227	910
13.	Vince Evans, 1984	198	883
14.	Roland Hooks, 1974	136	850
15.	Tremayne Stephens, 1995	186	849

CAREER

Rk.	Name, Year	Att.	Yds.
1.	Ted Brown, 1975-78	860	4,602
2.	Joe McIntosh, 1981-84	729	3,642
3.	Tremayne Stephens, 1994-97	680	3,553
4.	Ray Robinson, 1998-01	649	2,781
5.	Anthony Barbour, 1989-92	474	2,575
6.	Stan Fritts, 1972-74	534	2,542
7.	Andre Brown, 2005-08	523	2,539
8.	Willie Burden, 1971-73	491	2,529
9.	T.A. McLendon, 2002-04	542	2,479
10.	Billy Ray Vickers, 1976-79	489	2,189
11.	Toney Baker, 2005-09	451	2,045
12.	Vince Evans, 1981-85	467	1,920
13.	Dick Christy, 1955-57	348	1,817
14.	Charley Young, 1961-73	317	1,657
15.	Gary Downs, 1990-93	380	1,642


RUSHING ATTEMPTS

GAME				
Rk.	Name, Opp, Year	Yds.	Att.	
1.	Ray Robinson, Maryland, 2000	178	40	
2.	Ted Brown, Penn State, 1977	251	37	
3.	Ted Brown, North Carolina, 1978	189	36	

4.	Willie Burden, Kent State, 1971	198	34	
	Toney Baker, Clemson, 2006	174	34	
5.	Ted Brown, Syracuse, 1978	198	33	
	Ted Brown, West Virginia, 1978	158	33	
7.	T.A. McLendon, Texas Tech, 2002	150	32	
	Andre Brown, Southern Miss, 2005	248	32	
	Jamelle Eugene, UNC, 2007	159	32	
10.	Ray Robinson, Wake Forest, 2001	90	31	
11.	Ray Robinson, Maryland, 1999	153	30	
	Vince Evans, South Carolina, 1984	158	30	
	Wayne McLean, East Carolina, 1980	176	30	
	Billy Ray Vickers, Virginia, 1979	157	30	
	T.A. McLendon, Wake Forest, 2004	139	30	
16.	Stan Fritts, South Carolina, 1974	165	28	
	T.A. McLendon, Clemson, 2002	178	28	

SEASON

Rk.	Name, Team, Year	Yds.	Att.
1.	Ted Brown, 1978	1,350	302
2.	T.A. McLendon, 2002	1,101	245
	Stan Fritts, 1974	1,169	245
4.	Willie Burden, 1971	910	227
5.	Joe McIntosh, 1981	1,190	222
6.	Ted Brown, 1977	1,251	218
7.	Joe McIntosh, 1983	1,081	217
8.	Tremayne Stephens, 1997	1,142	204
9.	Anthony Barbour, 1992	1,204	199
10.	Vince Evans, 1984	883	198
	Ted Brown, 1976	1,088	198
12.	Charlie Bowers, 1968	706	197
13.	Ray Robinson, 2000	788	193
14.	Ray Robinson, 2001	733	190
15.	Scott Smith, 1979	451	189



"The Stallions" - Stan Fritts, Roland Hooks, Charley Young and Willie Burden

CAREER

Rk.	Name, Year	Yds.	Att.
1.	Ted Brown, 1975-78	4,602	860
2.	Joe McIntosh, 1981-84	3,642	729
3.	Tremayne Stephens, 1994-97	3,553	680
4.	Ray Robinson, 1998-01	2,781	649
5.	T.A. McLendon, 2002-04	2,479	542
6.	Stan Fritts, 1972-74	2,542	534
7.	Andre Brown, 2005-08	2,539	523
8.	Willie Burden, 1971-73	2,529	491
9.	Billy Ray Vickers, 1976-79	2,189	489
10.	Anthony Barbour, 1988-89, 91-92	2,575	474
11.	Vince Evans, 1981-85	1,920	467
12.	Toney Baker, 2005-09	2,045	451
13.	Johnny Evans, 1974-77	1,259	430
14.	Charlie Bowers, 1967-69	1,595	423
15.	Ed Mooney, 1948-50	1,276	388

YARDS PER ATTEMPTS

GAME				
Rk.	Name, Game, Year	Att.	Yds.	Avg
1.	Ted Brown, Syracuse, 1977	10	140	14.0
2.	Willie Burden, Georgia, 1973	13	160	12.3
3.	Stan Fritts, Nebraska, 1973	11	131	11.9
4.	Aubrey Shaw, W. Carolina, 1990	11	130	11.8
5.	Ray Robinson, Duke, 2001	9	104	11.6
6.	T.A. McLendon, Texas Tech, 2003	10	115	11.5
7.	Dick Christy, Maryland, 1952	14	152	10.86
8.	Bobby Hall, Clemson, 1968	10	108	10.80
9.	Willie Burden, Wake Forest, 1973	18	188	10.4
10.	Dick Christy, Virginia Tech, 1955	12	124	10.3
11.	Dave Buckley, Syracuse, 1972	11	110	10.0
12.	Dick Christy, Furman, 1955	13	126	9.7
13.	Ron Skosnik, S. Carolina, 1964	11	106	9.6
14.	Anthony Barbour, S. Car. 1991	14	133	9.5
15.	Tremayne Stephens, Md., 1997	15	142	9.47

SEASON

Rk.	Name, Year	Att.	Yds.	Avg.
1.	Dick Christy, 1955	85	602	7.1
2.	Willie Burden, 1973	150	1,014	6.8
3.	Ted Brown, 1975	142	913	6.4
4.	Tremayne Stephens, 1994	125	791	6.3
5.	Anthony Barbour, 1991	124	769	6.2
6.	Anthony Barbour, 1992	199	1,204	6.1
7.	Ted Brown, 1977	218	1,251	5.7
8.	Tremayne Stephens, 1997	204	1,142	5.6
9.	Ted Brown, 1976	198	1,088	5.5
10.	Joe McIntosh, 1981	217	1,190	5.4
11.	Ray Robinson, 1998	154	822	5.3
	Andre Brown, 2006	124	658	5.3
13.	Joe McIntosh, 1983	217	1,081	5.0
14.	Billy Ray Vickers, 1977	148	726	4.9
15.	Stan Fritts, 1972	145	703	4.85

CAREER

Rk.	Name, Years	Att.	Yds.	Avg.
1.	Roland Hooks, 1972-74	251	1,368	5.45
2.	Anthony Barbour, 1988-90, 91-92	474	2,575	5.43
3.	Ted Brown, 1975-78	860	4,602	5.35
4.	Charley Young, 1971-73	317	1,657	5.227
5.	Tremayne Stephens, 1994-97	680	3,553	5.225
6.	Dick Christy, 1955-57	348	1,817	5.221
7.	Willie Burden, 1971-73	491	2,529	5.15
8.	Joe McIntosh, 1981-84	729	3,642	5.00
9.	Andre Brown, 2005-08	523	2,539	4.85



RUSHING RECORDS

10. Stan Fritts, 1972-74	534	2,542	4.76
11. Rod Brown, 1993-96	300	1,423	4.74
12. Dick Hunter, 1955-57	254	1,183	4.66
13. T.A. McLendon, 2002-04	542	2,479	4.57

RUSHING TOUCHDOWNS

Rk	Name, Year	TD
1.	T.A. McLendon, Texas Tech, 2002	5
	Stan Fritts, Wake Forest, 1972	5
3.	Ted Brown, Clemson, 1975	4
	Dick Christy, South Carolina, 1957	4
5.	22 times by 16 players	3

SEASON

Rk	Name, Year	TD
1.	T.A. McLendon, 2002	18
2.	Stan Fritts, 1972	16
3.	Scott Smith, 1979	13
	Ted Brown, 1977	13
	Ted Brown, 1976	13
	Stan Fritts, 1973	13
7.	Ted Brown, 1975	12
	Stan Fritts, 1974	12
9.	Ted Brown, 1978	11
10.	Ray Robinson, 2001	10
	Ray Robinson, 1998	10
	Tremayne Stephens, 1997	10
13.	T.A. McLendon, 2003	9
	Gary Downs, 1993	9
	Bobby Crumpler, 1986	9

CAREER

Rk.	Name, Years	TD
1.	Ted Brown, 1975-78	49
2.	Stan Fritts, 1972-74	41
3.	T.A. McLendon, 2002-04	33
4.	Ray Robinson, 1998-01	30
5.	Tremayne Stephens, 1994-97	23
	Gary Downs, 1990-93	23
7.	Willie Burden, 1971-73	22
	Andre Brown, 2005-08	22
9.	Joe McIntosh, 1981-84	20
10.	Scott Smith, 1977-79	18
11.	Toney Baker, 2005-pres.	17
12.	Anthony Barbour, 1988-89,91-92	16
	Bobby Crumpler, 1986-87	16
	Charlie Young, 1971-73	16
15.	Roman Gabriel, 1959-61	15

CAREER 100-YARD RUSHING GAMES

Ted Brown	27
Joe McIntosh	20
Tremayne Stephens	19
Willie Burden	12
Ray Robinson	10
T.A. McLendon	10
Stan Fritts	9
Charlie Bowers	7
Dick Christy	6
Andre Brown	6
Billy Ray Vickers	5
Anthony Barbour	4
Don DeArment	4
Charley Young	4

Gary Downs	3
Johnny Evans	3
Vince Evans	3
Rahshon Spikes	3
Alex Webster	3
Jamelle Eugene	3
Toney Baker	2
Rod Brown	2
Joe Greene	2
Tyrone Jackson	2
Don Langston	2
Shelby Mansfield	2
Mike Miller	2
Ed Mooney	2
Dwight Sullivan	2
George Allen	1
Tony Barchuk	1

Dave Buckey	1
Mike Clark	1
Mal Crite	1
Bobby Crumpler	1
Roland Eveland	1
Brian Fitzgerald	1
Bobby Hall	1
Roland Hooks	1
Larmont Lawson	1
George Marinkov	1
Leon Mason	1
Wayne McLean	1
Jim O'Rourke	1
Ted Potts	1
Charlie Richkus	1
Aubrey Shaw	1
Ron Skosnik	1
Mike Stultz	1



Toney Baker

100 YARD RUSHER/RECEIVER IN SAME GAME

Year	Opponent	Res. Score	Site	Rusher	Receiver
1971	Virginia	L, 10-14	H	Willie Burden, 31-108	Mike Stultz, 155
1993	Texas Tech	W, 34-29	A	Gary Downs, 22-146	Eddie Goines, 9-123
1994	Virginia	W, 30-27	A	Tremayne Stephens, 18-133	Adrian Hill, 6-187
1994	Duke	W, 24-23	H	Rod Brown, 17-117	Adrian Hill, 3-114
1995	Florida State	L, 17-77	A	Tremayne Stephens, 20-114	Jimmy Grissett, 2-104
1997	Florida State	L, 35-48	A	Tremayne Stephens, 19-100	Torry Holt, 12-168
1997	Maryland	W, 45-28	H	Tremayne Stephens, 15-142	Torry Holt, 6-105
1997	Clemson	L, 17-19	H	Tremayne Stephens, 18-105	Torry Holt, 4-103
1998	Virginia	L, 13-23	A	Ray Robinson, 27-202	Chris Coleman, 9-158
1998	Wake Forest	W, 38-27	H	Ray Robinson, 23-164	Torry Holt, 15-179
1999	Duke	W, 31-24	A	Rahshon Spikes, 26-141	Koren Robinson, 10-129
	Maryland	W, 30-17	H	Ray Robinson, 30-153	Koren Robinson, 7-119
2000	Arkansas State	W, 38-31	H	Ray Robinson, 27-139	Koren Robinson, 7-115; Eric Leak, 9-100
	Maryland	L, 28-35	A	Ray Robinson, 40-178	Koren Robinson, 8-104
2002	Texas Tech	W, 51-48	A	T.A. McLendon, 32-150	Jerricho Cotchery, 5-145
2003	Virginia	W, 51-37	H	T.A. McLendon, 18-112	Jerricho Cotchery, 7-111 T.A. McLendon, 11-104
2004	Miami	L, 31-45	H	T.A. McLendon, 22-145	Richard Washington, 6-111
2007	Virginia	W, 29-24	H	Jamelle Eugene, 23-112	Donald Bowens, 11-202
2009	Florida State	L, 42-45	A	Toney Baker, 19-112	Owen Spencer, 5-165



PASSING RECORDS

PASSING RECORDS

GAME					
Rk.	Name, Game, Year	Cmp.	Att.	Yds	
1.	Shane Montgomery, Duke, 1989	37	73	535	
2.	Philip Rivers, Kansas, 2003	37	45	475	
3.	Jamie Barnette, Baylor, 1998	24	55	469	
4.	Shane Montgomery, Duke, 1987	29	46	468	
5.	Philip Rivers, Wake Forest, 2003	38	49	433	
6.	Philip Rivers, North Carolina, 2003	23	30	423	
7.	Philip Rivers, Florida State, 2003	28	38	422	
8.	Philip Rivers, Duke, 2000	32	50	413	
9.	Philip Rivers, Virginia, 2003	29	34	410	
10.	Shane Montgomery, Virginia, 1987	30	54	402	
11.	Philip Rivers, Indiana, 2000	31	52	401	
12.	Philip Rivers, Arkansas State, 2000	29	57	397	
13.	Terry Harvey, Clemson, 1995	30	54	395	
14.	Jamie Barnette, Duke, 1998	18	34	379	
15.	Jamie Barnette, Clemson, 1998	20	33	374	
16.	Philip Rivers, Clemson, 2000	21	48	370	
17.	Philip Rivers, Duke, 2003	23	31	369	
18.	Russell Wilson, Georgia Tech, 2010	28	41	368	
19.	Philip Rivers, Duke, 2002	26	37	364	
20.	Russell Wilson, Virginia Tech, 2010	21	49	362	

SEASON				
Rk.	Name, Year	Cmp.	Att.	Yards.
1.	Philip Rivers, 2003	348	483	4,491
2.	Russell Wilson, 2010	308	527	3,563
3.	Philip Rivers, 2002	262	418	3,353
4.	Jamie Barnette, 1998	193	377	3,169
5.	Philip Rivers, 2000	237	441	3,054
6.	Russell Wilson, 2009	224	378	3,027
7.	Shane Montgomery, 1989	217	395	2,632
8.	Philip Rivers, 2001	240	368	2,586
9.	Erik Kramer, 1985	189	329	2,510
10.	Jamie Barnette, 1997	171	302	2,378
11.	Jamie Barnette, 1999	171	338	2,320
12.	Jay Davis, 2004	175	313	2,104
13.	Terry Harvey, 1995	155	279	2,099
14.	Tim Esposito, 1983	190	323	2,096
15.	Erik Kramer, 1986	145	277	2,092
16.	Daniel Evans, 2007	194	339	2,030
17.	Terry Jordan, 1992	164	256	1,963
18.	Russell Wilson, 2008	150	275	1,955

CAREER				
Rk.	Name, Year	Cmp.	Att.	Yards.
1.	Philip Rivers, 2000-03	1,087	1,710	13,484
2.	Jamie Barnette, 1996-99	637	1,243	9,461
3.	Russell Wilson, 2008-10	682	1,180	8,545
4.	Terry Harvey, 1991, 93-95	442	785	5,925
5.	Shane Montgomery, 1987-89	421	746	5,298
6.	Erik Kramer, 1985-86	334	616	4,602
7.	Dave Buckley, 1972-75	303	524	4,286
8.	Daniel Evans, 2005-08	370	681	4,004
9.	Tim Esposito, 1983-84	333	585	3,847
10.	Terry Jordan, 1989-92	303	504	3,695
11.	Jay Davis, 2002-pres.	301	522	3,548
12.	Tol Avery, 1980-82	294	547	3,335
13.	Bruce Shaw, 1971-73	184	396	2,999
14.	Roman Gabriel, 1959-61	285	506	2,951
15.	Geoff Bender, 1991-94	218	427	2,713

PASS COMPLETIONS

GAME				
Rk.	Name, Game, Year	Att.	Yards	Cmp.
1.	Philip Rivers, Wake Forest, 2003	49	433	38

Russell Wilson, Boston Coll., 2010	51	328	38
3. Philip Rivers, Kansas, 2003	45	475	37
Shane Montgomery, Duke, 1989	73	535	37
5. Philip Rivers, Ohio State, 2003	52	315	36
6. Philip Rivers, Duke, 2000	50	413	32
7. Russell Wilson, Maryland, 2010	60	311	31
Philip Rivers, Indiana, 2000	52	401	31
Philip Rivers, Georgia Tech, 2003	46	344	31
Tim Esposito, North Carolina, 1983	48	294	31
11. Terry Harvey, Clemson, 1995	54	395	30
Shane Montgomery, Clemson, 1989	56	297	30
Shane Montgomery, Virginia, 1987	54	402	30
14. Philip Rivers, Arkansas State, 2000	57	397	29
Philip Rivers, Virginia, 2003	34	410	29
Shane Montgomery, Duke, 1987	46	468	29
Daniel Evans, East Carolina, 2007	44	335	29
18. Russell Wilson, W. Virginia, 2010	45	275	28
Philip Rivers, Virginia, 2002	47	236	28
Philip Rivers, Florida State, 2003	38	442	28
Erik Kramer, Maryland, 1985	43	324	28

SEASON

Rk.	Name, Year	Att.	Yards.	Cmp.
1.	Philip Rivers, 2003	483	4,491	348
2.	Russell Wilson, 2010	527	3,563	308
3.	Philip Rivers, 2002	418	3,353	262
4.	Philip Rivers, 2001	368	2,586	240
5.	Philip Rivers, 2000	441	3,054	237
6.	Russell Wilson, 2009	378	3,027	224
7.	Shane Montgomery, 1989	295	2,632	217
8.	Daniel Evans, 2007	339	2,030	194
9.	Jamie Barnette, 1998	377	3,169	193
10.	Tim Esposito, 1983	323	2,096	190
11.	Erik Kramer, 1985	339	2,510	189
12.	Jay Davis, 2004	313	2,104	175
13.	Jamie Barnette, 1997	302	2,378	171
Jamie Barnette, 1999	338	2,320	171	
15.	Terry Jordan, 1992	256	1,963	164
16.	Daniel Evans, 2006	307	1,843	163
17.	Terry Harvey, 1995	279	2,099	155
18.	Russell Wilson, 2008	275	1,955	150

CAREER

Rk.	Name, Years	Att.	Yards	Cmp.
1.	Philip Rivers, 2000-2003	1,710	13,484	1,087
2.	Russell Wilson, 2008-10	1,180	8,545	682
3.	Jamie Barnette, 1996-99	1,243	9,461	637
4.	Terry Harvey, 1991, 93-95	785	5,925	442
5.	Shane Montgomery, 1987-89	746	5,298	421
6.	Daniel Evans, 2005-08	681	4,004	370
7.	Erik Kramer, 1985-86	616	4,682	334
8.	Tim Esposito, 1983-84	585	3,847	333
9.	Terry Jordan, 1989-92	504	3,695	303
Dave Buckley, 1972-75	524	4,286	303	
11.	Jay Davis, 2002-05	522	3,548	301
12.	Tol Avery, 1980-82	547	3,335	294
13.	Roman Gabriel, 1959-61	506	2,951	285
14.	Geoff Bender, 1991-94	427	2,713	218
15.	Bruce Shaw, 1971-73	396	2,999	184

PASS ATTEMPTS

GAME				
Rk.	Name, Game, Year	Cmp.	Yards	Att.
1.	Shane Montgomery, Duke, 1989	37	535	73
2.	Russell Wilson, Maryland, 2010	28	275	60
3.	Philip Rivers, Arkansas State, 2000	29	397	57
4.	Shane Montgomery, Clemson, 1989	30	297	56

Daniel Evans, Wake Forest, 2007	24	286	56
6. Jamie Barnette, Baylor, 1998	24	469	55
7. Terry Harvey, Clemson, 1995	30	395	54
Shane Montgomery, Virginia, 1987	30	402	54
8. Russell Wilson, East Carolina, 2010	26	322	52
Philip Rivers, Indiana, 2000	31	401	52
Philip Rivers, Ohio State, 2003	36	315	52
11. Russell Wilson, Boston Coll., 2010	38	328	51
12. Philip Rivers, Duke, 2000	32	413	50
Harrison Beck, Boston Coll., 2007	26	321	50
14. Russell Wilson, Virginia Tech, 2010	21	362	49
Philip Rivers, Wake Forest, 2003	38	433	49
16. Philip Rivers, Clemson, 2000	21	370	48
Tim Esposito, North Carolina, 1983	31	294	48
18. Philip Rivers, Virginia, 2002	28	236	47
19. Philip Rivers, Clemson, 2001	24	310	46
Philip Rivers, Georgia Tech, 2003	31	344	46
Daniel Evans, Virginia, 2007	26	347	46

SEASON

Rk.	Name, Year	Comp.	Yards	Att.
1.	Russell Wilson, 2010	308	3,563	527
2.	Philip Rivers, 2003	348	4,491	483
3.	Philip Rivers, 2000	237	3,054	441
4.	Philip Rivers, 2002	262	3,353	418
5.	Shane Montgomery, 1989	217	2,632	395
6.	Russell Wilson, 2009	224	3,027	378
7.	Jamie Barnette, 1998	193	3,169	377
8.	Philip Rivers, 2001	240	2,586	368
9.	Erik Kramer, 1985	189	2,510	339
Daniel Evans, 2007	194	2,030	339	
11.	Jamie Barnette, 1999	171	2,320	338
12.	Tim Esposito, 1983	190	2,096	323
13.	Jay Davis, 2004	175	2,104	313
14.	Daniel Evans, 2006	163	1,843	307
15.	Jamie Barnette, 1997	171	2,378	302
16.	Terry Harvey, 1995	155	2,099	279
17.	Erik Kramer, 1986	145	2,092	277
18.	Russell Wilson, 2008	150	1,955	275

CAREER

Rk.	Name, Years	Comp.	Yards	Att.
1.	Philip Rivers, 2000-2003	1,087	13,484	1,710
2.	Jamie Barnette, 1996-99	637	9,461	1,243
3.	Russell Wilson, 2008-10	682	8,545	1,180
4.	Terry Harvey, 1991, 93-95	442	5,925	785
5.	Shane Montgomery, 1987-89	421	5,298	746
6.	Daniel Evans, 2005-pres.	370	4,004	681
7.	Erik Kramer, 1985-86	334	4,602	616
8.	Tim Esposito, 1983-84	333	3,847	585
9.	Tol Avery, 1980-82	294	3,355	547
10.	Dave Buckley, 1972-75	303	4,286	524
11.	Jay Davis, 2002-05	301	3,548	522
12.	Roman Gabriel, 1959-61	285	2,951	506
13.	Terry Jordan, 1989-92	303	3,695	504
14.	Geoff Bender, 1991-94	278	2,713	427
15.	Johnny Evans, 1974-77	183	2,509	397

PASSING TOUCHDOWNS

GAME				
Rk.	Name, Game, Year			TD
1.	Russell Wilson, Florida State, 2009			5
Philip Rivers, Kansas, 2003				5
Philip Rivers, Indiana, 2000				5
Philip Rivers, Navy, 2002				5
Terry Harvey, Wake Forest, 1995				5
6. Russell Wilson, Western Carolina, 2010				4
Russell Wilson, Murray State, 2009				4
Russell Wilson, Gardner Webb, 2009				4



PASSING RECORDS

Russell Wilson, Pittsburgh, 2009	4
Russell Wilson, UNC, 2009	4
Jay Davis, Miami, 2004	4
Philip Rivers, Ohio State, 2003	4
Philip Rivers, Virginia, 2003	4
Philip Rivers, Florida State, 2003	4
Philip Rivers, Massachusetts, 2002	4
Philip Rivers, Duke, 2001	4
Philip Rivers, Clemson, 2001	4
Jamie Barnette, Clemson, 1999	4
Jamie Barnette, Clemson, 1998	4
Jamie Barnette, Florida State, 1997	4
Jamie Barnette, Maryland, 1997	4
Terry Harvey, Texas Tech, 1993	4

SEASON

Rk.	Name, Year	TD
1.	Philip Rivers, 2003	34
2.	Russell Wilson, 2009	31
3.	Russell Wilson, 2010	28
4.	Philip Rivers, 2000	25
5.	Philip Rivers, 2002	20
6.	Jamie Barnette, 1997	19
7.	Jamie Barnette, 1998	18
8.	Russell Wilson, 2008	17
9.	Philip Rivers, 2001	16
	Terry Harvey, 1995	16
	Shane Montgomery, 1989	16
	Erik Kramer, 1985	16
13.	Terry Harvey, 1993	14
	Erik Kramer, 1986	14
15.	Jamie Barnette, 1999	13
16.	Jay Davis, 2004	12

CAREER

Rk.	Name, Years	TD
1.	Philip Rivers, 2000-03	95
2.	Russell Wilson, 2008-10	76
3.	Jamie Barnette, 1996-99	59
4.	Terry Harvey, 1991, 93-95	38
5.	Shane Montgomery, 1987-89	31
6.	Erik Kramer, 1985-86	30
7.	Dave Buckley, 1972-75	22
8.	Geoff Bender, 1991-94	19
	Terry Jordan, 1989-92	19
	Roman Gabriel, 1959-61	19
	Jay Davis, 2002-05	19
12.	Tim Esposito, 1983-84	18
	Daniel Evans, 2005-08	18
14.	Tol Avery, 1980-82	17
15.	Bruce Shaw, 1971-73	16

YARDS PER COMPLETION

GAME

Rk.	Name, Game, Year	Yards	Cmp.	Avg.
1.	Philip Rivers, Navy, 2002	309	10	30.90
2.	Jamie Barnette, Virginia, 1999	263	11	23.91
3.	Jamie Barnette, Duke, 1998	379	18	21.05
4.	Russell Wilson, Miami, 2008	220	11	20.00
5.	Jamie Barnette, Baylor, 1998	469	24	19.54
6.	Jamie Barnette, Clemson, 1998	374	20	18.70
7.	Philip Rivers, New Mexico, 2002	276	15	18.40
8.	Philip Rivers, North Carolina, 2003	423	23	18.39
9.	Philip Rivers, Clemson, 2000	370	21	17.62
10.	Russell Wilson, Florida State, 2009	349	20	17.45
11.	Russell Wilson, Virginia Tech, 2010	362	21	17.24
12.	Philip Rivers, SMU, 2000	262	16	16.93
13.	Philip Rivers, Maryland, 2003	276	16	17.25
14.	Terry Harvey, Wake Forest, 1995	326	19	17.16

15.	Jamie Barnette, Florida State, 1998	287	17	16.88
	Russell Wilson, Duke, 2008	218	13	16.77
17.	Erik Kramer, Maryland, 1986	297	18	16.50
18.	Erik Kramer, North Carolina, 1986	279	17	16.41
	Russell Wilson, UNC, 2008	279	17	16.41

SEASON

Rk.	Name, Year	Yards	Comp.	Avg.
1.	Bruce Shaw, 1972	1,708	91	18.77
2.	Jamie Barnette, 1998	3,169	193	16.42
3.	Jamie Barnette, 1996	1,594	102	15.63
4.	Dave Buckley, 1973	762	49	15.55
5.	Scott Smith, 1978	741	50	14.82
6.	Johnny Evans, 1977	1,357	93	14.59
7.	Scott Smith, 1979	1,093	75	14.57
8.	Dave Buckley, 1974	1,481	105	14.10
9.	Terry Harvey, 1993	1,837	131	14.02
10.	Jamie Barnette, 1997	2,378	171	13.91
11.	Jose Laureano, 1996	750	55	13.63
12.	Jamie Barnette, 1999	2,320	171	13.57
13.	Terry Harvey, 1995	2,099	155	13.54
14.	Russell Wilson, 2009	3,027	224	13.51
15.	Dave Buckley, 1975	1,511	113	13.37

CAREER

Rk.	Name, Years	Yards	Comp.	Avg.
1.	Bruce Shaw, 1971-73	2,999	184	16.30
2.	Alex Webster, 1950-52	636	41	15.51
3.	Scott Smith, 1977-79	1,884	126	14.95
4.	Jamie Barnette, 1996	9,461	637	14.85
5.	Carl Wyles, 1952-53	365	25	14.60
6.	Dave Buckley, 1972-75	4,286	303	14.15
7.	Dennis Britt, 1967-71	575	41	14.02
8.	Erik Kramer, 1985-86	4,602	334	13.78
9.	Johnny Evans, 1974-77	2,509	183	13.71
10.	Eddie West, 1952-55	1,845	135	13.67
11.	Terry Harvey, 1991, 93-95	5,925	442	13.41

YARDS PER ATTEMPT

GAME

Rk.	Name, Game, Year	Yards	Att.	Avg.
1.	Philip Rivers, Navy, 2002	309	15	20.60
2.	Philip Rivers, North Carolina, 2003	423	30	14.10
3.	Philip Rivers, ETSU, 2002	145	12	12.08
4.	Philip Rivers, Virginia, 2003	310	34	12.06
5.	Philip Rivers, Duke, 2003	31	369	11.90
6.	Philip Rivers, Texas Tech, 2003	257	22	11.68
7.	Jamie Barnette, Clemson, 1998	374	33	11.33
8.	Philip Rivers, SMU, 2000	271	24	11.29
9.	Jamie Barnette, Duke, 1998	379	34	11.15
10.	Philip Rivers, Florida State, 2003	422	38	11.10
11.	Russell Wilson, Murray State, 2009	228	15	10.85
12.	Philip Rivers, WCU, 2003	320	30	10.67
13.	Philip Rivers, Kansas, 2003	475	45	10.56
14.	Philip Rivers, New Mexico, 2002	276	27	10.22
15.	Dave Buckley, Virginia, 1974	306	30	10.20

SEASON

Rk.	Name, Year	Yards	Att.	Avg.
1.	Bruce Shaw, 1972	1,705	175	9.76
2.	Philip Rivers, 2003	4,491	483	9.30
3.	Dave Buckley, 1974	1,481	162	9.14
4.	Jamie Barnette, 1998	3,169	377	8.41
5.	Philip Rivers, 2002	3,353	418	8.02
6.	Russell Wilson, 2009	3,027	378	8.01
7.	Scott Smith, 1979	1,093	138	7.92
8.	Jamie Barnette, 1997	2,378	302	7.87
9.	Terry Harvey, 1993	1,837	235	7.82

10.	Shane Montgomery, 1988	1,522	198	7.69
11.	Terry Jordan, 1992	1,963	256	7.66
12.	Erik Kramer, 1986	2,092	277	7.55
13.	Dave Buckley, 1973	762	101	7.54
14.	Terry Harvey, 1995	2,099	279	7.52
15.	Dave Buckley, 1975	1,511	201	7.52

CAREER

Rk.	Name, Year	Yards	Att.	Avg.
1.	Dave Buckley, 1972-75	4,286	524	8.18
2.	Philip Rivers, 2000-03	13,484	1710	7.88
3.	Scott Smith, 1977-79	1,884	241	7.82
4.	Jamie Barnette, 1996-99	9,461	1,243	7.61
5.	Bruce Shaw, 1971-73	2,999	396	7.57
6.	Terry Harvey, 1991, 93-95	5,925	785	7.55
7.	Erik Kramer, 1985-86	4,602	616	7.47
8.	Terry Jordan, 1989-92	3,695	504	7.33
9.	Russ. Wilson, 2008-10	8,545	1,180	7.24
10.	Shane Montgomery, 1987-89	5,298	746	7.10
11.	Jose Laureano, 1995-96	1,105	160	6.91
12.	Tim Esposito, 1983-84	3,847	585	6.58
13.	Geoff Bender, 1991-94	2,713	427	6.35
14.	Johnny Evans, 1974-77	2,509	397	6.32
15.	Ron Skosnik, 1963-64	630	100	6.30

COMPLETION PERCENTAGE

SEASON

Rk.	Name, Year	Comp.	Att.	Pct.
1.	Philip Rivers, 2003	348	483	.721
2.	Philip Rivers, 2001	240	368	.652
3.	Dave Buckley, 1974	105	162	.648
4.	Terry Jordan, 1992	164	256	.641
5.	Philip Rivers, 2002	262	418	.627
6.	Shane Montgomery, 1988	123	198	.621
7.	Roman Gabriel, 1959	81	134	.605
8.	Dave Buckley, 1972	36	60	.600
9.	Jay Davis, 2005	108	180	.600
10.	Russell Wilson, 2009	224	378	.592
11.	Tim Esposito, 1963	190	323	.588
12.	Russell Wilson, 2010	308	527	.584
13.	Terry Harvey, 1994	116	199	.583
14.	Daniel Evans, 2007	194	339	.572
15.	Jamie Barnette, 1997	171	302	.566
16.	Roman Gabriel, 1960	105	186	.565

CAREER

Rk.	Name, Years	Comp.	Att.	Pct.
1.	Philip Rivers, 2000-03	1,087	1,710	.636
2.	Terry Jordan, 1989-92	303	504	.601
3.	Russ. Wilson, 2008-10	682	1,180	.578
	Dave Buckley, 1972-75	303	524	.578
5.	Jay Davis, 2002-05	301	522	.577
6.	Tim Esposito, 1983-84	333	585	.569
7.	Shane Montgomery, 1987-89	421	746	.565
8.	Roman Gabriel, 1959-61	285	506	.563
9.	Terry Harvey, 1991, 93-95	442	785	.563
10.	Daniel Evans, 2005-08	370	681	.543
11.	Erik Kramer, 1985-86	334	616	.542
12.	Tol Avery, 1980-82	294	547	.537
13.	Scott Smith, 1977-79	126	241	.523
14.	Jose Laureano, 1995-96	83	160	.519
15.	Jamie Barnette, 1996-99	637	1,243	.512

300-YARD GAMES

SEASON

Rk.	Name, Year	Games
1.	Philip Rivers, 2003	9



PASSING RECORDS

2.	Russell Wilson, 2010	8
3.	Philip Rivers, 2000	5
4.	Jamie Barnette, 1998	4
	Russell Wilson, 2009	4
6.	Philip Rivers, 2002	3
7.	Philip Rivers, 2001	2
	Terry Harvey, 1995	2
	Terry Harvey, 1993	2
	Erik Kramer, 1985	2
	Shane Montgomery, 1987	2
	Daniel Evans, 2007	2
13.	Jamie Barnette, 1999	1
	Terry Jordan, 1992	1
	Shane Montgomery, 1989	1
	Shane Montgomery, 1988	1
	Johnny Evans, 1977	1
	Dave Buckey, 1974	1

CAREER

Rk.	Name, Years	Games
1.	Philip Rivers, 2000-03	19
2.	Russell Wilson, 2009-10	12
3.	Jamie Barnette, 1996-99	5
4.	Terry Harvey, 1991, 93-95	4
	Shane Montgomery, 1987-89	4
6.	Erik Kramer, 1985-86	2
	Daniel Evans, 2005-pres.	2
8.	Terry Jordan, 1989-92	1
	Johnny Evans, 1974-77	1
	Dave Buckey, 1972-75	1

500-YARD GAMES

Year	Yds.	Name (Att.-Comp.)	Opponent
1989	535	Shane Montgomery (37-73)	Duke

400-(500) YARD PASSING GAMES

Year	Yds.	Name (Att.-Comp.)	Opponent
1987	468	Shane Montgomery (29-46)	Duke
	402	Shane Montgomery (30-54)	Virginia
1998	469	Jamie Barnette (24-55)	Baylor
2000	413	Philip Rivers (32-50)	Duke
	401	Philip Rivers (31-52)	Indiana
2003	475	Philip Rivers (37-45)	Kansas
	433	Philip Rivers (38-49)	Wake Forest
	423	Philip Rivers (23-30)	North Carolina
	422	Philip Rivers (28-38)	Florida State
	410	Philip Rivers (29-34)	Virginia

300-(400) YARD PASSING GAMES

Year	Yds.	Name (Att.-Comp.)	Opponent
1974	306	Dave Buckey (23-30)	Virginia
1977	301	Johnny Evans (17-30)	East Carolina
1985	342	Erik Kramer (22-37)	Duke
	324	Erik Kramer (28-43)	Maryland
1988	312	Shane Montgomery (24-39)	Maryland
1992	361	Terry Jordan (23-25)	North Carolina
1993	333	Terry Harvey (21-36)	Marshall
	307	Terry Harvey (26-41)	Texas Tech
1995	395	Terry Harvey (30-54)	Clemson
	326	Terry Harvey (19-22)	Wake Forest
1998	379	Jamie Barnette (18-34)	Duke
	374	Jamie Barnette (20-33)	Clemson

	321	Jamie Barnette (24-38)	Wake Forest
1999	324	Jamie Barnette (23-27)	Maryland
2000	397	Philip Rivers (29-57)	Arkansas State
	370	Philip Rivers (21-48)	Clemson
	310	Philip Rivers (24-39)	Minnesota
2001	310	Philip Rivers (24-46)	Clemson
	306	Philip Rivers (24-43)	North Carolina
2002	309	Philip Rivers (10-15)	Navy
	301	Philip Rivers (20-32)	Texas Tech
	364	Philip Rivers (26-37)	Duke
2003	369	Philip Rivers (23-31)	Duke
	344	Philip Rivers (31-46)	Georgia Tech
	320	Philip Rivers (26-30)	Western Carolina
	315	Philip Rivers (36-52)	Ohio State
2005	311	Jay Davis (27-43)	Virginia Tech
2007	347	Daniel Evans (26-46)	Virginia
	335	Daniel Evans (29-44)	East Carolina
	321	Harrison Beck (26-50)	Boston College
2009	349	Russell Wilson (20-30)	Florida State
	345	Russell Wilson (26-36)	Gardner-Webb
	343	Russell Wilson (25-38)	Maryland
	322	Russell Wilson (21-35)	Pittsburgh
2010	368	Russell Wilson (28-41)	Georgia Tech
	362	Russell Wilson (21-49)	Virginia Tech
	333	Russell Wilson (26-40)	Cincinnati
	328	Russell Wilson (38-51)	Boston College
	322	Russell Wilson (26-52)	East Carolina
	311	Russell Wilson (31-60)	Maryland
	306	Russell Wilson (21-31)	W. Carolina
	300	Russell Wilson (34-45)	Wake Forest

PASSING EFFICIENCY LEADERS

CAREER

(MIN 100 ATTEMPTS)

Rk.	Name, Years	Comp.				Yards/			Rating
		Comp.	Att	Pct.	Int.	Yds.	Att.	TD	
1.	Philip Rivers, 2000-2003	1,087	1,710	.671	34	13,484	7.9	95	144.16
2.	Russell Wilson, 2008-10	682	1,180	.578	26	8,545	7.2	76	135.47
3.	Dave Buckey, 1972-75	303	524	.578	26	4286	8.2	25	133.12
4.	Terry Harvey, 1991, 93-95	442	784	.563	28	5925	7.6	38	128.71
5.	Terry Jordan, 1990-92	303	504	.601	15	3695	7.3	19	127.19
6.	Jamie Barnette, 1996-99	637	1,243	.512	40	9461	7.6	59	124.41
7.	Erik Kramer, 1985-86	334	616	.542	28	4602	7.5	30	123.96
8.	Shane Montgomery, 1987-89	421	746	.565	36	5298	7.1	31	123.46
9.	Jay Davis, 2002-05	301	522	.577	24	3,548	6.8	19	117.56
10.	Tim Esposito, 1983-84	333	585	.569	30	3847	6.6	18	112.06
11.	Ron Skosnik, 1963-64	48	100	.480	8	630	6.3	8	111.32
12.	Geoff Bender, 1991-94	218	427	.510	17	2,713	6.3	19	111.15
13.	Scott Smith, 1977-79	126	241	.523	17	1884	7.8	5	110.69
14.	Bruce Shaw, 1971-73	184	396	.465	26	2,999	7.6	16	110.28
15.	Roman Gabriel, 1959-61	285	506	.563	20	2,951	5.8	19	109.80

SEASON

Rk	Name	Comp.				Yards/			Rating
		Cmp	Att	Pct	Int	Yds	Att.	TD	
1.	Philip Rivers, 2003	348	483	.720	7	4,491	9.3	34	170.49
2.	Russell Wilson, 2009	224	378	.592	11	3,027	8.0	31	147.77
3.	Philip Rivers, 2002	262	441	.594	11	3,353	7.6	20	141.07
4.	Dave Buckey, 1974	105	162	.648	7	1,481	9.1	8	149.26
5.	Philip Rivers, 2001	240	368	.652	8	2,586	7.0	16	134.79
6.	Russell Wilson, 2008	139	252	.552	1	1,769	7.0	16	134.28
7.	Terry Harvey, 1993	131	235	.557	8	1,837	7.8	14	134.26
8.	Jamie Barnette, 1997	171	302	.566	14	2,378	7.9	19	134.26
9.	Dave Buckey, 1973	53	101	.525	3	762	7.5	7	132.78
10.	Shane Montgomery, 1988	123	198	.621	8	1,522	7.7	8	131.94
11.	Jamie Barnette, 1998	193	377	.512	11	3,169	8.4	18	131.72
12.	Terry Harvey, 1995	155	279	.556	11	2,099	7.5	11	129.39
13.	Russell Wilson, 2010	308	527	.584	14	3,563	6.8	28	127.46
14.	Philip Rivers, 2000	237	441	.537	10	3,054	6.9	25	126.09
15.	Erik Kramer, 1986	145	277	.523	18	2,092	6.2	5	125.25
16.	Erik Kramer, 1985	189	339	.557	12	2,510	7.4	16	123.52



RECEIVING RECORDS

RECEPTIONS

GAME			
Rk.	Name, Game, Year	Yards	Rec.
1.	Torry Holt, Wake Forest, 1998	179	15
2.	Jerricho Cotchery, Kansas, 2003	171	13
3.	Torry Holt, Florida State, 1997	168	12
	Jerricho Cotchery, Maryland, 2002	144	12
5.	T.A. McLendon, Virginia, 2003	104	11
	Jerricho Cotchery, Maryland, 2001	123	11
	Torry Holt, Baylor, 1998	255	11
	Torry Holt, Clemson, 1998	225	11
	Donald Bowens, Virginia, 2007	202	11
10.	Tramain Hall, Florida State, 2003	126	10
	Jerricho Cotchery, Florida State, 2003	135	10
	Jerricho Cotchery, Notre Dame, 2002	127	10
	Koren Robinson, East Carolina, 1999	121	10
	Koren Robinson, Duke, 1999	129	10
	Chris Coleman, North Carolina, 1999	111	10
	Chris Corders, Clemson, 1989	91	10
	Nasrallah Worthen, S. Carolina, 1988	141	10
	Steve Lester, Duke, 1971	112	10

SEASON

Rk.	Name, Game, Year	Yards	Rec.
1.	Torry Holt, 1998	1,604	88
2.	Jerricho Cotchery, 2003	1,369	86
3.	Tramain Hall, 2003	799	69
4.	Jerricho Cotchery, 2002	1,192	67
5.	Koren Robinson, 2000	1,061	62
	Torry Holt, 1997	1,099	62
7.	Owen Spencer, 2010	912	60
8.	Nasrallah Worthen, 1988	856	55
9.	Jarvis Williams, 2010	713	52
	Ray Robinson, 2001	376	52
	Chris Coleman, 1998	876	52
12.	Jarvis Williams, 2010	713	50
	Jimmy Grissett, 1996	751	50
14.	Mike Guffie, 1995	810	49
15.	Bryan Peterson, 2001	657	48
16.	Eddie Goines, 1993	928	48
17.	Koren Robinson, 1999	853	48

CAREER

Rk.	Name, Game, Year	Yards	Rec.
1.	Jerricho Cotchery, 2000-03	3,119	200
2.	Torry Holt, 1995-98	3,379	191
3.	Eddie Goines, 1991-94	2,351	147
4.	Bryan Peterson, 1999-02	1,894	139
5.	Jarvis Williams, 2006-10	1,764	133
6.	Nasrallah Worthen, 1984-88	2,247	131
7.	Owen Spencer, 2007-10	2,441	126
8.	Tramain Hall, 2002-05	1,466	125
9.	Chris Coleman, 1996-99	1,909	122
10.	Mike Quick, 1978-81	1,934	116
11.	Ray Robinson, 1998-01	865	113
12.	Haywood Jeffries, 1983-86	1,733	111
13.	Koren Robinson, 1999-00	1,914	110
14.	Jimmy Grissett, 1993-96	1,504	107
15.	Don Buckley, 1972-75	1,734	102
16.	T.J. Williams., 2002-05	1,916	98
17.	Darrell Blackman, 2004-07	1,192	92
18.	John Dunlap, 2004-07	1,499	85
19.	Todd Varn, 1986-89	896	83

Gary Rowe, 1964-66 1,051 83

RECEIVING YARDS

GAME			
Rk.	Name, Game, Year	Rec.	Yards
1.	Torry Holt, Baylor, 1998	11	255
2.	Torry Holt, Clemson, 1998	11	225
3.	Jerricho Cotchery, N. Carolina, 2003	9	217
4.	Eddie Goines, Wake Forest, 1993	5	207
5.	Donald Bowens, Virginia, 2007	11	202
6.	Adrian Hill, Virginia, 1994	6	187
	Nasrallah Worthen, Maryland, 1986	9	187
8.	Torry Holt, North Carolina, 1998	9	180
9.	Torry Holt, Wake Forest, 1998	15	179
10.	Torry Holt, Duke, 1998	5	175
11.	Jerricho Cotchery, Duke, 2002	6	174
12.	Jerricho Cotchery, Duke, 2003	9	173
13.	Lee Jukes, Auburn, 1979	5	172
14.	Jerricho Cotchery, Kansas, 2003	13	171
15.	Koren Robinson, Georgia Tech, 1999	5	168
	Torry Holt, Florida State, 1997	12	168

SEASON

Rk.	Name, Year	Rec.	Yds.
1.	Torry Holt, 1998	88	1,604
2.	Jerricho Cotchery, 2003	86	1,369
3.	Jerricho Cotchery, 2002	67	1,192
4.	Torry Holt, 1997	62	1,099
5.	Koren Robinson, 2000	62	1,061
6.	Eddie Goines, 1993	48	928
7.	Owen Spencer, 2010	60	912
8.	Chris Coleman, 1998	52	876
9.	Nasrallah Worthen, 1988	55	856
10.	Koren Robinson, 1999	48	853
11.	Pat Kenney, 1972	38	832
12.	Mike Guffie, 1985	49	810
13.	Tramain Hall, 2003	69	799
14.	Owen Spencer, 2009	30	765
15.	Jimmy Grissett, 1996	50	751
16.	Mike Kavulic, 1989	46	745
17.	Jarvis Williams, 2010	52	713
18.	Owen Spencer, 2008	31	691

CAREER

Rk.	Name, Years	Rec.	Yards
1.	Torry Holt, 1995-98	191	3,379
2.	Jerricho Cotchery, 2000-03	200	3,119
3.	Owen Spencer, 2007-10	126	2,441
4.	Eddie Goines, 1991-94	147	2,351
5.	Nasrallah Worthen, 1984-88	131	2,247
6.	Mike Quick, 1978-81	116	1,934
7.	T.J. Williams, 2002-05	98	1,916
8.	Koren Robinson, 1999-00	110	1,914
9.	Chris Coleman, 1996-99	122	1,909
10.	Bryan Peterson, 1999-02	139	1,894
11.	Jarvis Williams, 2006-10	133	1,764
12.	Don Buckley, 1972-75	102	1,734
13.	Haywood Jeffries, 1983-86	111	1,733
14.	Jimmy Grissett, 1993-96	107	1,504
15.	Tramain Hall, 2003-05	125	1,466
16.	Brian Clark, 2002-05	78	1,311

TOUCHDOWN RECEPTIONS

GAME		
Rk.	Name, Year	TD Rec.
1.	Torry Holt, Florida State, 1997	5
2.	Torry Holt, Clemson, 1998	4
3.	Jarvis Williams, Florida State, 2009	3
	Tramain Hall, Duke, 2003	3
	Jerricho Cotchery, Clemson, 2001	3
	Koren Robinson, Georgia Tech, 2000	3
	Eddie Goines, Texas Tech, 1993	3
	Nasrallah Worthen, Duke, 1988	3

SEASON

Rk.	Name, Year	TD Rec.
1.	Torry Holt, 1997	16
2.	Koren Robinson, 2000	13
3.	Torry Holt, 1998	11
	Jarvis Williams, 2009	11
5.	Eddie Goines, 1993	10
6.	Jerricho Cotchery, 2003	10
7.	Tramain Hall, 2003	7
	Jerricho Cotchery, 2002	7
	Nasrallah Worthen, 1988	7
10.	Richard Washington, 2003	6
	Jimmy Grissett, 1995	6
	Chris Corders, 1989	6
	Haywood Jeffries, 1985	6
	Phil Brothers, 1985	6
	Harry Martell, 1967	6
	Brian Clark, 2005	6

CAREER

Rk.	Name, Years	TD Rec.
1.	Torry Holt, 1995-98	31
2.	Jerricho Cotchery, 2000-03	21
3.	Jarvis Williams, 2006-10	20
4.	Eddie Goines, 1991-94	17
5.	Owen Spencer, 2007-10	15
	Koren Robinson, 1999-00	15
7.	Nasrallah Worthen, 1984-88	14
	Haywood Jeffries, 1983-86	14
9.	George Bryan, 2008-pres.	13
	Bryan Peterson, 1999-02	13
11.	Jimmy Grissett, 1993-96	12
	Tramain Hall, 2003-05	12
13.	Brian Clark, 2002-05	11
14.	Mike Quick, 1978-81	10
15.	Mike Guffie, 1992-95	9
	Chris Corders, 1987-89	9
	Phil Brothers, 1982-85	9
	Ricky Wall, 1981-84	9
	John Collar, 1955-57	9

YARDS PER CATCH

SEASON		
Rk.	Name, Year	Avg.
1.	Owen Spencer, 2009	25.5
2.	Owen Spencer, 2008	22.29
3.	Pat Kenney, 1972	21.89
4.	Brian Clark, 2005	21.5
5.	Elijah Marshall, 1977	20.90
6.	Mike Stultz, 1971	20.04



RECEIVING RECORDS

7. Nasrallah Worthen, 1985	26-505	19.42
8. Eddie Goines, 1993	48-928	19.33
9. Danny Peebles, 1988	23-436	18.96
10. Haywood Jeffires, 1984	22-405	18.41
11. Don Buckey, 1973	24-439	18.29
12. Torry Holt, 1998	88-1,604	18.23
13. Ricky Wall, 1962	23-412	17.91
14. Jerricho Cotchery, 2002	67-1,192	17.79
15. Koren Robinson, 1999	48-853	17.77

CAREER

(MIN 35 RECEPTIONS)

Rk.	Name, Years	Rec.-Yds.	Avg.
1.	Owen Spencer, 2006-10	126-2,441	19.37
2.	Elijah Marshall, 1974-77	65-1,196	18.40
3.	Pat Kenney, 1970-72	63-1,145	18.17
4.	Torry Holt, 1995-98	191-3,379	17.69
5.	Koren Robinson, 1999-00	110-1,914	17.40
6.	Nasrallah Worthen, 1984-88	131-2,247	17.15
7.	Don Buckey, 1972-75	102-1,734	17.00
8.	Danny Peebles, 1985-88	65-1,086	16.71
9.	Mike Quick, 1978-81	116-1,934	16.67
10.	Ricky Wall, 1981-84	59-967	16.39
11.	Mike Guffie, 1992-95	70-1,123	16.04
12.	Eddie Goines, 1991-93	147-2,351	15.99
13.	Mike Kavulic, 12986-89	52-830	15.96
14.	Chris Coleman, 1996-99	122-1,909	15.64
15.	Haywood Jeffires, 1983-86	111-1,733	15.61

CONSECUTIVE GAMES WITH A CATCH

1. Jerricho Cotchery, 2000-03	39
Bryan Peterson, 1999-2002	39
3. Jimmy Grissett, 1993-96	34
4. Torry Holt, 1995-98	30
5. Chris Coleman, 1996-99	25

6. Eddie Goines, 1991-94	21
7. Jarvis Williams, 2006-pres.	20
8. Todd Varn, 1986-89	19
Mike Guffie, 1992-95	19
10. Koren Robinson, 1999-00	18
10. Jeff Brown, 1982-84	16

CAREER 100-YARD RECEIVING GAMES

Jerricho Cotchery	15
Torry Holt	14
Koren Robinson	14
Eddie Goines	8
Nasarallah Worthen	6
Tramain Hall	6
Chris Coleman	4
Jimmy Grissett	4
Mike Guffie	4
Bryan Peterson	3
Owen Spencer	3
Sterling Hicks	2
Charles Davenport	2
Adrian Hill	2
Mike Kavulic	2
Reggie Lawrence	2
Darrell Blackman	2
Jarvis Williams	2
Donald Bowens	1
Richard Washington	1
T.A. McLendon	1
Don Buckey	1
Al Byrd	1
Chris Corders	1
Robert Hinton	1
Haywood Jeffires	1
Mack Jones	1

Lee Jukes	1
Pat Kenney	1
Erik Leak	1
Steve Lester	1
John Morris	1
Gary Rowe	1
Mike Stultz	1
Todd Varn	1

TWO 100-YARD RECEIVERS IN THE SAME GAME

2003	Jerricho Cotchery (9-117) and Tramain Hall (8-142) vs. Duke
	Jerricho Cotchery (7-111) and T.A. McLendon (11-104) vs. Virginia
	Jerricho Cotchery (10-135) and Tramain Hall (10-126) vs. Florida State
2002	Jerricho Cotchery (6-174) and Sterling Hicks (6-107) vs. Duke
2000	Eric Leak (9-100) and Koren Robinson (7-115) vs. Arkansas State
1999	Chris Coleman (5-112) and Koren Robinson (10-121) vs. East Carolina
1998	Torry Holt (11-255) and Chris Coleman (6-144) vs. Baylor
1989	Reggie Lawrence (5-129) and Al Byrd (5-126) vs. Duke

BOLD FACE indicates current player

WOLFPACK RECORDS

100-YARD RECEIVING GAMES

Year	Yards	Player (Receptions)	Opponent
1959	127	John Morris	vs. Maryland
1966	119	Gary Rowe	vs. Southern Miss.
1971	155	Mike Stultz	vs. Virginia
	112	Steve Lester	vs. Duke
1972	115	Don Buckey	vs. North Carolina
	114	Pat Kenney	vs. Virginia
1979	172	Lee Jukes (5)	vs. Auburn
1986	187	Nasrallah Worthen (9)	vs. Maryland
	164	Haywood Jeffires (7)	vs. Western Carolina
	160	Nasrallah Worthen (8)	vs. North Carolina
1987	165	Todd Varn (9)	vs. Duke
	130	Mack Jones (7)	vs. Virginia
1988	125	Nasrallah Worthen (5)	vs. Maryland
	141	Nasrallah Worthen (10)	vs. South Carolina
	140	Nasrallah Worthen (6)	vs. Duke
1988	114	Nasrallah Worthen (9)	vs. North Carolina
1989	134	Mike Kavulic (8)	vs. Wake Forest
	129	Reggie Lawrence (5)	vs. Duke
	126	Al Byrd (5)	vs. Duke
	123	Chris Corders (7)	vs. North Carolina
1989	109	Mike Kavulic (6)	vs. South Carolina
1991	116	Charles Davenport (5)	vs. North Carolina
1992	118	Charles Davenport (6)	vs. East Carolina
	163	Eddie Goines (9)	vs. North Carolina
1992	105	Reggie Lawrence (5)	vs. Virginia
1993	207	Eddie Goines (5)	vs. Wake Forest
	123	Eddie Goines (9)	vs. Texas Tech
	118	Eddie Goines (5)	vs. Maryland
	114	Robert Hinton (4)	vs. Georgia Tech
	109	Eddie Goines (7)	vs. Marshall
	100	Eddie Goines (5)	vs. Clemson
1994	187	Adrian Hill (6)	vs. Virginia
	114	Adrian Hill (3)	vs. Duke
	109	Eddie Goines (6)	vs. Bowling Green
	108	Eddie Goines (3)	vs. Clemson
1995	121	Mike Guffie (8)	vs. Wake Forest
	146	Mike Guffie (8)	vs. Clemson
	125	Mike Guffie (6)	vs. North Carolina
	107	Mike Guffie (6)	vs. Marshall
	104	Jimmy Grissett (2)	vs. Florida State
1996	143	Jimmy Grissett (7)	vs. Clemson
	138	Torry Holt (5)	vs. Purdue
	124	Jimmy Grissett (7)	vs. Virginia
	114	Jimmy Grissett (7)	vs. East Carolina
1997	168	Torry Holt (12)	vs. Florida State
	125	Torry Holt (5)	vs. Syracuse
	122	Torry Holt (7)	vs. North Carolina
	105	Torry Holt (6)	vs. Maryland
	103	Torry Holt (4)	vs. Clemson
1998	255	Torry Holt (11)	vs. Baylor
	225	Torry Holt (11)	vs. Clemson
	180	Torry Holt (9)	vs. North Carolina
	179	Torry Holt (15)	vs. Wake Forest
	175	Torry Holt (5)	vs. Duke
	158	Chris Coleman (9)	vs. Baylor
	144	Chris Coleman (6)	vs. Virginia
	135	Torry Holt (9)	vs. Florida State
	132	Torry Holt (7)	vs. Georgia Tech
	132	Torry Holt (6)	vs. Syracuse
1999	168	Koren Robinson (5)	vs. Georgia Tech
	129	Koren Robinson (10)	vs. Duke
	121	Koren Robinson (10)	vs. East Carolina
	119	Koren Robinson (7)	vs. Maryland
	112	Chris Coleman (5)	vs. East Carolina
	111	Chris Coleman (10)	vs. North Carolina
	110	Koren Robinson (4)	vs. Virginia
2000	157	Koren Robinson (97)	vs. Minnesota
	156	Koren Robinson (7)	vs. Duke
	149	Koren Robinson (5)	vs. SMU
	122	Koren Robinson (8)	vs. Georgia Tech
	121	Koren Robinson (9)	vs. Virginia
	115	Koren Robinson (7)	vs. Arkansas State
	112	Koren Robinson (7)	vs. Indiana
	104	Koren Robinson (8)	vs. Maryland
	103	Koren Robinson (4)	vs. Clemson
	100	Eric Leak (9)	vs. Arkansas State
2001	123	Jerricho Cotchery (11)	vs. Maryland
	120	Bryan Peterson (6)	vs. Clemson
	115	Bryan Peterson (6)	vs. Indiana
2002	174	Jerricho Cotchery (6)	vs. Duke
	152	Bryan Peterson (2)	vs. Navy
	145	Jerricho Cotchery (5)	vs. Texas Tech
	144	Jerricho Cotchery (12)	vs. Maryland
	129	Jerricho Cotchery (6)	vs. Georgia Tech
	127	Jerricho Cotchery (10)	vs. Notre Dame
	108	Jerricho Cotchery (4)	vs. New Mexico
	108	Jerricho Cotchery (8)	vs. Virginia
	107	Sterling Hicks (6)	vs. Duke
2003	217	Jerricho Cotchery (9)	vs. North Carolina
	173	Jerricho Cotchery (9)	vs. Wake Forest
	171	Jerricho Cotchery (13)	vs. Kansas
	142	Tramain Hall (8)	vs. Duke
	135	Jerricho Cotchery (10)	vs. Florida State
	126	Tramain Hall (10)	vs. Florida State
	117	Jerricho Cotchery (9)	vs. Duke
	111	Jerricho Cotchery (7)	vs. Virginia
	110	Sterling Hicks (7)	vs. Western Carolina
	104	T.A. McLendon (11)	vs. Virginia
	102	Jerricho Cotchery (6)	vs. Maryland
2004	111	Richard Washington (6)	vs. Miami
2007	128	Darrell Blackman (6)	vs. Boston College
	114	Darrell Blackman (7)	vs. Wake Forest
	202	Donald Bowens (11)	vs. Virginia
2008	126	Jarvis Williams (7)	vs. Rutgers
	102	Owen Spencer (3)	vs. Boston College
2009	130	Owen Spencer (4)	vs. North Carolina
	107	Jarvis Williams (7)	vs. Maryland
	102	Owen Spencer, (4)	vs. Wake Forest
2010	145	Owen Spencer (6)	vs. Virginia Tech
	138	Owen Spencer (7)	vs. Wake Forest



PUNTING RECORDS

PUNTS

GAME		Punts
Rk	Name, Opponent, Year	
1.	Marty Martinussen, North Carolina, 1982	13
	Ed Mooney, Maryland, 1950	13
3.	Craig Salmon, South Carolina, 1987	12
	John Isley, Penn State, 1978	12
5.	Calvin Williams, Miami, 1981	11
	John Deraney, Florida State, 2004	11
7.	Scott Earwood, Texas, 1999	10
	Tim Kilpatrick, Virginia, 1990	10
	Preston Poag, Georgia Tech, 1988	10
	Marty Martinussen, Maryland, 1982	10
	Marty Martinussen, Furman, 1982	10
	John Isley, Maryland, 1978	10
	Allen Hicks, Duke, 1970	10
	Jeff Ruiz, Central Florida, 2010	10

SEASON

Rk	Name, Year	Yds.	Avg.	Punts
1.	Scott Earwood, 1999	2,906	38.2	76
	John Deraney, 2006	2,968	39.1	76
3.	John Deraney, 2005	2,884	40.1	72
4.	John Isley, 1978	2,510	36.9	68
	Mark Cassidy, 1971	2,669	39.2	68
6.	Preston Poag, 1988	2,651	40.2	66
7.	Calvin Warren, 1981	2,495	38.4	65
	Allen Hicks, 1970	2,514	38.7	65
	Leslie Palmer, 1947	2,814	43.3	65
10.	Craig Salmon, 1987	2,877	45.0	64
	Gary Yount, 1969	2,545	39.8	64
	Jim Donnan, 1965	2,425	37.9	64
13.	Marty Martinussen, 1982	2,472	39.2	63
14.	Bradley Pierson, 2007	2,307	37.2	62
15.	John Isley, 1979	2,226	36.5	61
	Austin Herbert, 2002	2,268	37.2	61
	Bradley Pierson, 2008	2,369	39.0	61

CAREER

Rk	Name, Years	Yds.	Avg.	Punts
1.	Austin Herbert, 2000-03	8,992	39.5	226
2.	John Deraney, 2003-06	8,366	40.2	208
2.	Johnny Evans, 1974-77	8,143	44.0	185
3.	Dave Houtz, 1961-63	6,035	36.3	166
4.	Jim Donnan, 1965-67	5,837	36.5	160
5.	Marty Martinussen, 1982-84	5,877	39.2	150
6.	Preston Poag, 1988-90	3,847	40.1	146
7.	Tim Kilpatrick, 1989-92	5,111	38.7	132
9.	John Isley, 1978-79	4,736	36.7	129
10.	Craig Salmon, 1984-85, 1987	5,137	41.4	124
11.	Bradley Pierson, 2005-08	4,676	38.0	123
12.	Gary Yount, 1968-69	4,715	29.6	119
13.	Scott Earwood, 1998-99	4,461	37.8	118
14.	Calvin Warren, 1980-81	4,708	40.2	117
15.	Mark Cassidy, 1970-72	3,776	38.1	99

PUNTING YARDS

GAME		Punts	Avg.	Yards
Rk	Name, Game, Year			
1.	Craig Salmon, S. Carolina, 1987	12	43.3	519
2.	John Isley, Penn State, 1978	12	42.8	513
3.	Scott Earwood, Texas, 1999	10	43.9	439
4.	Tim Kilpatrick, Florida, 1992	11	39.2	432
5.	John Deraney, Florida State, 2004	11	38.5	423
6.	Austin Herbert, Connecticut, 2003	9	46.1	415
7.	Allen Hicks, Duke, 1970	10	40.8	408
8.	Craig Salmon, Pittsburgh, 1987	8	49.8	398
9.	Craig Warren, Wake Forest, 1980	9	43.8	394
10.	Craig Salmon, Pittsburgh, 1985	10	39.2	392
11.	Mark Cassidy, East Carolina, 1971	9	41.9	377
12.	Craig Salmon, Clemson, 1987	8	46.3	370
13.	Eddie Poole, Nebraska, 1973	9	41.1	370
14.	Bradley Pierson, W&M, 2008	9	41.0	369
15.	Kelly Hollodick, S. Carolina, 1986	8	46.0	368

SEASON

Rk	Name, Year	Punts	Avg.	Yards
1.	John Deraney, 2006	76	39.1	2,968
2.	Scott Earwood, 1999	76	38.2	2,906
3.	John Deraney, 2005	72	40.1	2,884
4.	Craig Salmon, 1987	64	44.9	2,877
5.	Leslie Palmer, 1947	65	43.3	2,814
6.	Mark Cassidy, 1971	68	39.3	2,669
7.	Preston Poag, 1988	66	40.2	2,651
8.	Gary Yount, 1969	64	39.8	2,545
9.	Allen Hicks, 1970	65	38.7	2,514
	John Deraney, 2004	60	41.9	2,514
11.	John Isley, 1978	68	36.9	2,510
12.	Calvin Warren, 1981	65	38.4	2,495
13.	Marty Martinussen, 1982	63	39.2	2,472
14.	Johnny Evans, 1977	58	42.2	2,448
15.	Jim Donnan, 1965	64	37.9	2,425

CAREER

Rk	Name, Years	Punts	Avg.	Yards
1.	Austin Herbert, 2000-03	226	39.5	8,922
2.	John Deraney, 2003-06	208	40.2	8,366
3.	Johnny Evans, 1974-77	185	44.0	8,143
4.	Dave Houtz, 1961-63	166	36.4	6,035
5.	Marty Martinussen, 1982-84	150	39.2	5,877
6.	Preston Poag, 1988-90	146	40.1	3,847
7.	Jim Donnan, 1965-67	160	36.5	5,837
8.	Craig Salmon, 1984-85, 1987	124	41.4	5,137
9.	Tim Kilpatrick, 1989-92	132	38.7	5,111
10.	Bradley Pierson, 2005-08	123	38.0	4,676
11.	John Isley, 1978-79	129	36.7	4,736
12.	Gary Yount, 1968-69	119	39.6	4,715
13.	Calvin Warren, 1980-81	117	40.2	4,708
14.	Scott Earwood, 1998-99	118	37.8	4,461
15.	Mark Cassidy, 1970-72	99	38.1	3,776

PUNTING AVERAGE

GAME		Punts	Yds.	Avg.
Rk	Name, Game, Year			
1.	Austin Herbert, Duke, 2001	4	220	55.0
2.	Johnny Evans, UNC, 1975	3	161	53.7
3.	Tom Park, Virginia Tech, 1921	7	370	52.8
4.	Jeff Ruiz, North Carolina, 2010	2	105	52.5
5.	Johnny Evans, S. Carolina, 1976	4	208	52.0
6.	Johnny Evans, Duke, 1976	5	256	51.2
7.	Preston Poag, UNC, 1988	2	102	51.0
8.	John Deraney, Richmond, 2004	3	151	50.3
9.	John Isley, Wake Forest, 1978	2	100	50.0
10.	Craig Salmon, UNC, 1987	6	299	49.8
	Craig Salmon, Pitt, 1987	8	398	49.8
	Marty Martinussen, UVa., 1982	5	249	49.8
13.	Preston Poag, UNC, 1989	3	149	49.7
14.	Johnny Evans, Arizona St., 1974	5	248	49.6
15.	Johnny Evans, Penn State, 1974	6	295	49.2
16.	Johnny Evans, Indiana, 1976	5	245	49.0

SEASON

Rk	Name, Year	Punts	Yds.	Avg.
1.	Johnny Evans, 1975	47	2,168	46.1
2.	Craig Salmon, 1987	64	2,877	45.0
3.	Johnny Evans, 1975	42	1,874	44.6
4.	Johnny Evans, 1974	38	1,653	43.5
5.	Leslie Palmer, 1947	65	2,814	43.3
6.	Kelly Hollodick, 1985	28	1,209	43.2
7.	Austin Herbert, 2003	53	2,265	42.7
8.	Calvin Warren, 1980	52	2,213	42.6
9.	Kelly Hollodick, 1986	55	2,330	42.4
10.	Johnny Evans, 1977	58	2,448	42.2
11.	John Deraney, 2004	60	2,514	41.9
12.	Austin Herbert, 2001	53	2,166	40.9
	Ron Skosnik, 1964	53	2,165	40.9
14.	Marty Martinussen, 1984	58	2,236	40.3
15.	Preston Poag, 1988	66	2,651	40.2

CAREER


Rk	Name, Years	Punts	Yds.	Avg.
1.	Johnny Evans, 1974-77	185	8,143	44.0
2.	Kelly Hollodick, 1985-86	83	3,539	42.6
3.	Leslie Palmer, 1946-47	96	4,041	42.1
4.	Craig Salmon, 1984-85, 87	124	5,237	41.4
5.	Ron Skosnik, 1964	54	2,222	41.2
6.	John Deraney, 2003-06	208	8,366	40.2
	Calvin Warren, 1980-81	117	4,708	40.2
8.	Preston Poag, 1988-90	146	5,857	40.1
9.	Gary Yount, 1967-69	119	4,715	39.6
10.	Austin Herbert, 2003	226	8,922	39.5
11.	Marty Martinussen, 1982-84	150	5,877	39.2
12.	Ken Trowbridge, 1957-58	61	2,388	39.1
13.	Jay Dukes, 1995-96	83	3,219	38.8
14.	Tim Kilpatrick, 1990-92	132	5,111	38.7
	Allen Hicks, 1969-70	65	2,514	38.7

BOLD FACE indicates current player

TOTAL OFFENSE / ALL-PURPOSE RECORDS

TOTAL YARDS

Rk.	Name, Game, Year	GAME		
		Rush	Pass	Total
1.	Shane Montgomery, Duke, 1989	2	535	537
2.	Philip Rivers, Kansas, 2003	20	475	495
3.	Philip Rivers, North Carolina, 2003	40	423	463
4.	Philip Rivers, Florida State, 2003	27	422	449
5.	Philip Rivers, Wake Forest, 2003	10	433	443
6.	Jamie Barnette, Baylor, 1998	-31	469	438
7.	Shane Montgomery, Duke, 1987	-37	468	431
8.	Philip Rivers, Virginia, 2003	20	410	430
9.	Russell Wilson, Pittsburgh, 2009	91	322	413
10.	Philip Rivers, Indiana, 2000	7	401	408
11.	Philip Rivers, Duke, 2000	-11	413	402
12.	Terry Harvey, Clemson, 1995	6	395	401
13.	Russell Wilson, Virginia Tech, 2010	34	362	396
14.	Jamie Barnette, Duke, 1998	5	379	384
	Shane Montgomery, Virginia, 1987	-18	402	384
	Russell Wilson, Georgia Tech, 2010	16	368	384
17.	Philip Rivers, Arkansas State, 2000	-14	397	383
	Russell Wilson, Florida State, 2009	34	349	383
19.	Philip Rivers, Duke, 2003	7	369	376



Shane Montgomery

SEASON

Rk.	Name, Year	Rush	Pass	Total
1.	Philip Rivers, 2003	109	4,491	4,600
2.	Russell Wilson, 2010	435	3,563	3,998
3.	Philip Rivers, 2002	100	3,353	3,453
4.	Russell Wilson, 2009	260	3,027	3,287
5.	Jamie Barnette, 1998	13	3,169	3,182
6.	Philip Rivers, 2000	-85	3,054	2,969
7.	Shane Montgomery, 1989	-52	2,632	2,580
8.	Philip Rivers, 2001	-26	2,586	2,560
9.	Jamie Barnette, 1997	78	2,378	2,456
10.	Jamie Barnette, 1999	23	2,320	2,343
11.	Russell Wilson, 2008	388	1,955	2,343
12.	Erik Kramer, 1985	-259	2,510	2,252
13.	Erik Kramer, 1986	79	2,092	2,171
14.	Terry Harvey, 1995	-8	2,099	2,091
15.	Tim Esposito, 1983	-62	2,096	2,034
16.	Jay Davis, 2004	-119	2,104	1,985
17.	Terry Jordan, 1992	-36	1,963	1,927

CAREER

Rk.	Name, Year	Rush	Pass	Total
1.	Philip Rivers, 2000-03	98	13,484	13,582
2.	Jamie Barnette, 1996-99	177	9,461	9,638
3.	Russell Wilson, 2008-10	1,083	8,545	9,628



Philip Rivers



NC STATE WOLFPACK FOOTBALL

TOTAL OFFENSE / ALL-PURPOSE RECORDS

4. Terry Harvey, 1991, 93-95	-79	5,925	5,846
5. Shane Montgomery, 1987-89	-143	5,298	5,155
6. Ted Brown, 1975-78	4,602	202	4,804
7. Dave Buckley, 1972-75	501	4,286	4,787
8. Erik Kramer, 1985-86	-179	4,602	4,423
9. Daniel Evans, 2005-08	-142	4,004	3,862
10. Tim Esposito, 1983-84	-39	3,847	3,808
11. Johnny Evans, 1974-77	1,259	2,509	3,768
12. Joe McIntosh, 1981-84	3,642	7	3,649
13. Terry Jordan, 1989-92	-104	3,695	3,591
14. Tol Avery, 1980-82	254	3,335	3,589
15. Tremayne Stephens, 1994-97	3,553	0	3,553

TOTAL YARDS PER PLAY

SEASON				
Rk.	Name, Year	Yards	Plays	Yds/Play
1.	Philip Rivers, 2003	4,600	561	8.20
2.	Philip Rivers, 2002	3,453	475	7.27
3.	Bruce Shaw, 1972	1,763	249	7.08
4.	Shane Montgomery, 1988	1,496	214	6.99
5.	Jamie Barnette, 1998	3,182	460	6.92
6.	Russell Wilson, 2009	3,287	481	6.93
7.	Willie Burden, 1973	1,020	150	6.80
8.	Terry Harvey, 1993	1,824	281	6.49
9.	Jamie Barnette, 1997	2,456	379	6.48
10.	Terry Harvey, 1995	2,091	331	6.31
11.	Philip Rivers, 2001	2,560	412	6.21
12.	Erik Kramer, 1986	2,171	351	6.19

CAREER				
Rk.	Name, Years	Yards	Plays	Avg.
1.	Philip Rivers, 2000-03	13,582	1962	6.92
2.	Russell Wilson, 2008-10	9,628	1,542	6.24
3.	Terry Harvey, 1991, 93-95	5,846	941	6.21
4.	Shane Montgomery, 1987-89	5,155	831	6.19
5.	Jamie Barnette, 1996-99	9,638	1,559	6.18
6.	Bruce Shaw, 1971-73	3,058	537	5.69
7.	Erik Kramer, 1985-86	4,423	780	5.67
8.	Anthony Barbour, 1988-89, 91-92	2,741	489	5.60
9.	Dave Buckley, 1972-75	4,787	863	5.55
10.	Tremayne Stephens, 1994-97	3,954	724	5.46
11.	Ted Brown, 1975-78	4,804	881	5.45



Ted Brown

ALL PURPOSE YARDS

GAME

Rk.	Name, Game, Year	Run	Rec	KR	PR	Total
1.	Ted Brown, South Carolina, 1975	164	97	36	0	297
2.	Torry Holt, Baylor, 1998	18	255	0	23	296
3.	Andre Brown, S. Miss, 2005	248	31	0	0	279
4.	Ted Brown, Penn State, 1977	251	25	0	0	276
5.	Donald Bowens, Virginia, 2007	-	202	59	-	261
6.	Eddie Goines, Wake Forest, 1993	14	207	31	0	252
7.	Torry Holt, Wake Forest, 1998	49	179	0	20	248
8.	Anthony Barbour, Texas Tech, 1992	189	56	0	0	245
9.	Torry Holt, North Carolina, 1998	0	180	0	64	244
10.	Torry Holt, Clemson, 1998	0	225	0	8	233
11.	Ted Brown, Clemson, 1975	227	0	0	0	227

SEASON

Rk.	Name, Year	Run	Rec	KR	PR	Total
1.	Torry Holt, 1998	102	1,604	0	273	1,979
2.	Koren Robinson, 2000	95	1,061	506	218	1,880
3.	Anthony Barbour, 1992	1,204	166	306	0	1,676
4.	Darrell Blackman, 2004-07	12	593	697	322	1,624
5.	Ted Brown, 1978	1,350	197	35	0	1,582
6.	T.A. McLendon, 2002	1,101	354	0	0	1,455
7.	Ted Brown, 1977	1,251	164	0	0	1,415
8.	T.J. Graham, 2008	3	251	1,028	123	1,405
9.	Jerricho Cotchery, 2003	1,369	32	0	0	1,401
10.	Jerricho Cotchery, 2002	1,192	8	109	91	1,400
11.	Ted Brown, 1976	1,088	239	0	0	1,327
12.	Joe McIntosh, 1983	1,081	215	0	0	1,296
13.	Tramain Hall, 2003	142	799	160	202	1,303
14.	Stan Fritts, 1974	1,169	124	0	0	1,293
15.	Joe McIntosh, 1981	1,190	97	0	0	1,287
	Willie Burden, 1971	910	222	155	0	1,287

CAREER

Rk.	Name, Years	Run	Rec	Ret	Total
1.	Ted Brown, 1975-78	4,602	760	203	5,565
2.	Torry Holt, 1995-98	119	3,379	871	4,369
3.	Darrell Blackman, 2004-07	468	1,192	2,706	4,366
4.	Joe McIntosh, 1981-84	3,642	416	0	4,058
5.	Tremayne Stephens, 1994-97	3,553	401	53	4,007
6.	Ray Robinson, 1998-01	2,781	865	281	3,927
7.	Anthony Barbour, 1988-89, 91-92	2,575	179	823	3,577
8.	Jerricho Cotchery, 2000-03	70	3,119	317	3,506
9.	Andre Brown, 2005-08	2,539	631	328	3,498
10.	Willie Burden, 1971-73	2,529	646	186	3,361
11.	T.A. McLendon, 2002-04	2,479	858	0	3,337
12.	T.J. Graham, 2008-present	-4	696	2,600	3,292
13.	Nasrallah Worthen, 1984-88	71	2,247	959	3,277
14.	Eddie Goines, 1991-94	71	2,352	574	2,997
15.	Stan Fritts, 1972-74	2,542	367	0	2,909
16.	Koren Robinson, 1999-00	110	1,914	872	2,896

WOLFPACK RECORDS



SCORING RECORDS

TOUCHDOWNS

GAME		
Rk.	Name, Game, Year	TD
1.	T.A. McLendon, Texas Tech, 2002	5
	Torry Holt, Florida State, 1997	5
	Stan Fritts, Wake Forest, 1972	5
4.	Torry Holt, Clemson, 1998	4
	Ted Brown, Clemson, 1975	4
	Dick Christy, South Carolina, 1957	4

SEASON		
Rk.	Name, Year	TD
1.	T.A. McLendon, 2002	18
2.	Stan Fritts, 1972	17
3.	Torry Holt, 1997	16
4.	Koren Robinson, 2000	14
	Ted Brown, 1977	14
6.	Torry Holt, 1998	13
	Scott Smith, 1979	13
	Ted Brown, 1976	13
	Ted Brown, 1975	13
	Roland Hooks, 1974	13
	Stan Fritts, 1973	13
	Dick Christy, 1957	13
13.	Stan Fritts, 1974	12
14.	T.A. McLendon, 2003	11
	Ray Robinson, 2001	11
	Ted Brown, 1978	11
	Alex Webster, 1951	11

CAREER		
Rk.	Name, Years	TD
1.	Ted Brown, 1975-78	51
2.	Stan Fritts, 1972-74	42
3.	T.A. McLendon, 2002-04	36
4.	Torry Holt, 1995-98	33
5.	Ray Robinson, 1998-01	32
6.	Tremayne Stephens, 1994-97	25
7.	Andre Brown, 2005-08	24
	Gary Downs, 1990-93	24
9.	Willie Burden, 1971-73	23
10.	Jerricho Cotchery, 2000-03	22
11.	Toney Baker, 2005-pres.	21
12.	Joe McIntosh, 1981-84	20
	Dick Christy, 1955-57	20
14.	Scott Smith, 1977-79	18
15.	Koren Robinson, 1999-00	17
	Eddie Goines, 1991-94	17
	Anthony Barbour, 1988-89, 91-92	17
	Charley Young, 1971-73	17

POINTS SCORED

GAME		
Rk.	Name, Game, Year	Points
1.	T.A. McLendon, Texas Tech, 2002	30
	Torry Holt, Florida State, 1997	30
	Stan Fritts, Wake Forest, 1972	30
4.	Dick Christy, South Carolina, 1957	29
5.	Torry Holt, Clemson, 1998	24
	Ted Brown, Clemson, 1975	24

SEASON		
Rk.	Name, Year	Points
1.	T.A. McLendon, 2002	108
2.	Stan Fritts, 1972	106
3.	Josh Czajkowski, 2010	102
4.	Torry Holt, 1997	98

5.	Adam Kiker, 2003	92
6.	Koren Robinson, 2000	84
	Marc Primanti, 1996	84
	Damon Hartman, 1989	84
	Ted Brown, 1977	84
	Ted Brown, 1975	84
11.	Dick Christy, 1957	83
12.	Roland Hooks, 1974	82
13.	Josh Czajkowski, 2008	81
14.	Torry Holt, 1990	80
	Steve Videtich, 1992	80
16.	Mike Cofer, 1984	78
	Scott Smith, 1979	78
	Ted Brown, 1976	78
	Stan Fritts, 1973	78

CAREER

Rk.	Name, Years	Points
1.	Ted Brown, 1975-78	312
2.	Josh Czajkowski, 2008-pres.	257
3.	Stan Fritts, 1972-74	256
4.	Mike Cofer, 1982-86	247
5.	Damon Hartman, 1988-90	241
6.	Steve Videtich, 1992-94	219
7.	T.A. McLendon, 2002-04	216
8.	Torry Holt, 1995-98	202
9.	Ray Robinson, 1998-01	194
10.	Adam Kiker, 2000-03	184
11.	Nathan Ritter, 1978-80	180
12.	John Deraney, 2003-06	146
13.	Andre Brown, 2005-08	144
	Marc Primanti, 1995-96	144
	Gary Downs, 1990-93	144

TOUCHDOWN RESPONSIBILITY

GAME					
Rk.	Name, Game, Year	Run	Pass	TDR	
1.	Philip Rivers, Navy, 2002	1	5	6	
2.	Russell Wilson, Florida State, 2009	0	5	5	
	Philip Rivers, Kansas, 2003	0	5	5	
	Philip Rivers, Navy, 2002	0	5	5	
	T.A. McLendon, Texas Tech 2002	5	0	5	
	Philip Rivers, Indiana, 2000	0	5	5	
	Terry Harvey, Wake Forest, 1995	0	5	5	
	Stan Fritts, Wake Forest, 1972	5	0	5	
9.	Russell Wilson, W. Carolina, 2010	0	4	4	
	Russell Wilson, Georgia Tech, 2010	1	3	4	
	Russell Wilson, Florida State, 2010	3	1	4	
	Russell Wilson, Wake Forest, 2010	2	2	4	
	Russell Wilson, Maryland, 2010	2	2	4	
	Russell Wilson, Murray State, 2009	0	4	4	
	Russell Wilson, GW, 2009	0	4	4	
	Russell Wilson, Pitt., 2009	0	4	4	
	Russell Wilson, North Carolina, 2009	0	4	4	
	Russell Wilson, Maryland, 2009	1	3	4	
	Jay Davis, Miami, 2004	4	0	4	
	Philip Rivers, Ohio State, 2003	0	4	4	
	Philip Rivers, Virginia, 2003	0	4	4	
	Philip Rivers, Mass., 2002	0	4	4	
	Philip Rivers, Duke, 2001	0	4	4	
	Philip Rivers, Clemson, 2001	0	4	4	
	Philip Rivers, Duke, 2000	1	3	4	
	Jamie Barnette, Florida State, 1997	0	4	4	
	Jamie Barnette, Clemson, 1998	0	4	4	
	Jamie Barnette, Clemson, 1999	0	4	4	
	Jamie Barnette, Virginia, 1997	1	3	4	
	Terry Harvey, Texas Tech, 1993	0	4	4	
	Shane Montgomery, Ga. Tech, 1989	1	3	4	
	Erik Kramer, Wake Forest, 1986	2	2	4	

	Tol Avery, Duke, 1980	1	3	4
	Scott Smith, Virginia, 1979	3	1	4
	Ted Brown, Clemson, 1975	4	0	4
	Roman Gabriel, S. Carolina, 1961	2	2	4
	Roman Gabriel, Virginia, 1960	2	2	4
	Dick Christy, South Carolina, 1957	4	0	4
	Eddie West, Villanova, 1955	2	2	4

SEASON

Rk.	Name, Year	Run	Pass	TDR
1.	Russell Wilson, 2010	9	28	37
	Philip Rivers, 2003	3	34	37
3.	Russell Wilson, 2009	4	31	35
4.	Philip Rivers, 2002	10	20	30
5.	Philip Rivers, 2000	2	25	27
6.	Jamie Barnette, 1997	3	19	22
7.	Jamie Barnette, 1998	3	18	21
	Russell Wilson, 2008	4	17	21
9.	Terry Harvey, 1995	3	16	19
	Erik Kramer, 1986	5	14	19
11.	Philip Rivers, 2001	2	16	18
	T.A. McLendon, 2002	18	0	18
	Jamie Barnette, 1999	5	13	18
	Scott Smith, 1979	13	5	18
15.	Shane Montgomery, 1989	1	16	17
	Erik Kramer, 1985	1	16	17

CAREER

Rk.	Name, Years	RUN	PASS	TDR
1.	Philip Rivers, 2000-03	17	95	112
2.	Russell Wilson, 2008-10	17	76	93
3.	Jamie Barnette, 1996-99	15	59	74
4.	Ted Brown, 1975-78	51	1	52
5.	Stan Fritts, 1972-74	41	3	44
	Terry Harvey, 1991, 93-95	6	38	44
7.	Erik Kramer, 1985-86	6	30	36
8.	Roman Gabriel, 1959-61	15	19	34
9.	Shane Montgomery, 1987-89	2	31	33
	T.A. McLendon, 2002-04	33	0	33
11.	Dave Buckley, 1972-75	9	22	31
12.	Tol Avery, 1980-82	12	17	29
13.	Bruce Shaw, 1971-73	10	16	26
14.	Johnny Evans, 1974-77	13	12	25
15.	Gary Downs, 1990-93	23	1	24

FIELD GOALS MADE

GAME		
Rk.	Name, Game, Year	No.
1.	Nathan Ritter, East Carolina, 1978	5
2.	Steven Hauschka, Miami, 2007	4
	Adam Kiker, Maryland, 2001	4
	Marc Primanti, Georgia Tech, 1995	4
	Steve Videtich, Maryland, 1994	4
	Damon Hartman, North Carolina, 1990	4
	Damon Hartman, Wake Forest, 1988	4
	Bryan Carter, Duke, 1987	4

SEASON

Rk.	Name, Game, Year	Md.-Att.
1.	Josh Czajkowski, 2010	20-26
	Marc Primanti, 1996	20-20
3.	Damon Hartman, 1989	19-28
4.	Mike Cofer, 1984	18-23
5.	Nathan Ritter, 1978	17-19
	Gerald Warren, 1967	17-22
7.	Steve Videtich, 1994	16-18
	Steven Hauschka, 2007	16-18



SCORING RECORDS

Josh Czajkowski, 2008	16-19
10. John Deraney, 2005	15-20
11. Steve Videtich, 1992	14-22
12. John Deraney, 2004	13-22
Adam Kiker, 2001	13-14
Kent Passingham, 2000	13-18
Mike Cofer, 1986	13-17
16. Adam Kiker, 2003	12-17
Danny Deskevich, 1998	12-12
Steve Videtich, 1993	12-13
Damon Hartman, 1991	12-22
John Deraney, 2006	12-16

CAREER

Rk.	Name, Years	Md.-Att.
1.	Mike Cofer, 1982-84, 1986	50-68
2.	Damon Hartman, 1988-91	48-75
3.	Josh Czajkowski, 2008-10	46-57
4.	Steve Videtich, 1992-94	42-53
5.	John Deraney, 2003-06	40-58
6.	Nathan Ritter, 1978-80	33-41
7.	Marc Primanti, 1995-96	31-33
8.	Adam Kiker, 2000-03	30-38
9.	Gerald Warren, 1967-68	26-38
10.	Kent Passingham, 1998-00	22-32
11.	Harold Deters, 1964-66	21-43
12.	Jay Sherrill, 1974-77	20-43
13.	Mike Charron, 1969-71	16-32
	Steven Hauschka, 2007	16-18
15.	Danny Deskevich, 1998	12-12

BEST FIELD GOAL PERCENTAGE

SEASON

Rk.	Name, Year	Md.-Att.	Pct.
1.	Danny Deskevich, 1998	12-12	1.000
	Marc Primanti, 1995	20-20	1.000
3.	Adam Kiker, 2001	13-14	.929
4.	Steve Videtich, 1993	12-13	.923
5.	Nathan Ritter, 1978	17-19	.895
6.	Steve Videtich, 1994	16-18	.889
	Steven Hauschka, 2007	16-18	.889
8.	Marc Primanti, 1995	11-13	.846
9.	Josh Czajkowski, 2008	16-19	.842
10.	Josh Czajkowski, 2009	10-12	.833
11.	Mike Cofer, 1983	11-14	.786
12.	Mike Cofer, 1984	18-23	.783
13.	Nathan Ritter, 1979	7-9	.778
14.	Gerald Warren, 1967	17-22	.773
15.	Josh Czajkowski, 2010	20-26	.769
16.	Mike Cofer, 1986	13-17	.765

CAREER

Rk.	Name, Years	Md.-Att.	Pct.
1.	Danny Deskevich, 1998	12-12	1.000
2.	Marc Primanti, 1995-96	31-33	.939
3.	Steven Hauschka, 2007	16-18	.889
4.	Josh Czajkowski, 2007-10	46-57	.807
5.	Nathan Ritter, 1978-80	33-41	.805
6.	Adam Kiker, 2000-03	30-38	.789
7.	Steve Videtich, 1991-94	42-53	.792
8.	Ron Sewell, 1972-73	7-9	.778
9.	Mike Cofer, 1982-86	50-68	.735
10.	John Deraney, 2003-2006	40-58	.690
11.	Gerald Warren, 1967-68	26-40	.650
12.	Todd Auten, 1978-81	11-17	.647
13.	Kelly Holodick, 1985-86	9-14	.643
14.	Damon Hartman, 1988-91	48-75	.640
15.	Kent Passingham, 1998-00	22-35	.629

CONSECUTIVE FIELD GOALS MADE

Rk.	Name, Years	No.
1.	Marc Primanti, 1995-96	27
2.	Danny Deskevich, 1998	12
	Steve Videtich, 1993, 1994	12
4.	Mike Cofer, 1984, 1986	10
	Steven Hauschka, 2007	10
6.	Steve Videtich, 1994	9
	Steve Videtich, 1992-93	9
	Josh Czajkowski, 2008-09	9
9.	Adam Kiker, 2001	8
	Josh Czajkowski, 2008	8
11.	Mike Cofer, 1982-83	7
	Nathan Ritter, 1978	7
	Gerald Warren, 1967	7
14.	Josh Czajkowski, 2010	6
	Damon Hartman, 1988	6
	Mike Cofer, 1986	6
	Mike Cofer, 1984	6
	Mike Cofer, 1982	6

MOST PATS

GAME

Rk.	Name, Game, Year	Made
1.	Adam Kiker, Kansas, 2003	8-8
	Austin Herbert, Navy, 2002	8-9
3.	John Deraney, East Carolina, 2004	7-7
	Marc Primanti, Wake Forest, 1995	7-7
	Damon Hartman, East Tenn. St., 1988	7-7
	Ron Sewell, Wake Forest, 1973	7-7
	Jim Byler, VMI, 1946	7-7

SEASON

Rk.	Name, Year	Att.	Md.
1.	Adam Kiker, 2003	59	56
2.	Josh Czajkowski, 2009	44	44
3.	Josh Czajkowski, 2010	43	42
4.	Ron Sewell, 1973	48	41
5.	Ron Sewell, 1972	42	40
6.	Chris Hensler, 1997	39	39
7.	Austin Herbert, 2002	38	43
	Steve Videtich, 1992	38	38
9.	Kent Passingham, 2000	36	38
10.	Mike Cofer, 1986	35	33
	Nathan Ritter, 1979	34	33
	Josh Czajkowski, 2008	34	33
13.	John Deraney, 2004	29	29
	Danny Deskevich, 1998	29	29
	Steve Videtich, 1994	31	29
16.	Jay Sherrill, 1977	28	28
	John Deraney, 2005	28	28

CAREER

Rk.	Name, Years	Att.	Md.
1.	Josh Czajkowski, 2008-10	121	119
2.	Mike Cofer, 1982-86	108	97
	Damon Hartman, 1988-91	101	97
4.	Adam Kiker, 2000-03	102	94
5.	Steve Videtich, 1992-94	97	93
6.	John Deraney, 2003-2006	85	84
7.	Ron Sewell, 1972-73	90	81
	Nathan Ritter, 1978-80	85	81
9.	Kent Passingham, 1998-00	66	63
	Jay Sherrill, 1975-77	67	63
11.	Marc Primanti, 1995-96	52	51
12.	Gerald Warren, 1967-68	44	43
13.	Austin Herbert, 2000-03	48	41

14. Chris Hensler, 1995-97	40	39
15. John Deraney, 2003-pres.	34	34

BEST PAT PERCENTAGE

SEASON

Rk.	Name, Year	Md.-Att.	Pct.
1.	Josh Czajkowski, 2009	44-44	1.000
	Chris Hensler, 1997	39-39	1.000
	Steve Videtich, 1992	38-38	1.000
	John Deraney, 2004	29-29	1.000
	John Deraney, 2005	28-28	1.000
	Danny Deskevich, 1998	29-29	1.000
	Jay Sherrill, 1977	28-28	1.000
	Damon Hartman, 1988	27-27	1.000
	Steven Hauschka, 2007	25-25	1.000
	Marc Primanti, 1996	24-24	1.000
	Gerald Warren, 1967	19-19	1.000
	Harold Deters, 1966	19-19	1.000
13.	Josh Czajkowski, 2010	42-43	.977
14.	Josh Czajkowski, 2008	33-34	.970
	Nathan Ritter, 1979	33-34	.970
16.	Marc Primanti, 1995	27-28	.964
	Damon Hartman, 1989	27-28	.964

CAREER

(Min. 30 made)

Rk.	Name, Year	Md.-Att.	Pct.
1.	John Deraney, 2003-2006	84-85	.988
2.	Josh Czajkowski, 2008-10	119-121	.983
3.	Marc Primanti, 1995-96	51-52	.981
4.	Gerald Warren, 1967-68	41-42	.976
5.	Chris Hensler, 1996-97	39-40	.975
6.	Harold Deters, 1964-66	32-33	.969
7.	Marc Primanti, 1995	27-28	.964
8.	Damon Hartman, 1988-91	97-101	.960
9.	Steve Videtich, 1992-94	93-97	.959
10.	Nathan Ritter, 1978-80	81-85	.953
11.	Kent Passingham, 1998-00	63-67	.940
	Jay Sherrill, 1975-77	63-67	.940
13.	Adam Kiker, 2000-03	94-102	.922
14.	Ron Sewell, 1972-73	81-90	.900

CONSECUTIVE PATS MADE

Rk.	Name, Years	No.
1.	Josh Czajkowski, 2008-10	83
2.	John Deraney, 2003-06	76
3.	Jay Sherrill, 1976-77	51
4.	Steve Videtich, 1992-94	49
5.	Nathan Ritter, 1979-80	46
6.	Damon Hartman, 1988-90	41
7.	Chris Hensler, 1997	39
8.	Steve Videtich, 1992	38
9.	Marc Primanti, 1995-96	37
10.	Ron Sewell, 1972-73	34
11.	Harold Deters, 1965-66	30

BOLD FACE indicates current player

DEFENSIVE RECORDS

TACKLES

GAME		
Rk	Name, Opp., Year	Tkl
1.	Pat Teague, Virginia Tech, 1986	26
2.	Pat Teague, North Carolina, 1986	24
	Dantonio Burnette, Clemson, 2001	24
	Bill Cowher, Clemson, 1978	24
	Bill Cowher, South Carolina, 1977	24
6.	Clayton White, Ohio, 1998	23
7.	Levar Fisher, North Carolina, 2001	21
	Levar Fisher, Maryland, 2000	21
	Pat Teague, South Carolina, 1984	21
10.	Andre Maddox, Georgia Tech, 2002	20
	Levar Fisher, Wake Forest, 2001	20
	Levar Fisher, Florida State, 2000	20
	Clayton White, Texas, 1999	20
	Jason Perry, Ohio, 1998	20
	Vaughan Johnson, East Carolina, 1983	20
16.	Levar Fisher, Clemson, 2000	19
	Pat Teague, Furman, 1984	19
	Andy Hendel, Duke, 1982	19
	Bill Cowher, Duke, 1978	19

SEASON

Rk	Name, Year	No.
1.	Bill Cowher, 1978	195
2.	Robert Abraham, 1981	183
3.	Bill Cowher, 1977	176
4.	David Merritt, 1992	167
5.	Vaughan Johnson, 1982	167
6.	Levar Fisher, 2000	166
7.	Kelvin Crooms, 1985	161



Levar Fisher

CAREER

Rk	Name, Years	No.
1.	Levar Fisher, 1998-01	492
2.	Dantonio Burnette, 1999-02	476
3.	Damien Covington, 1991-94	457
4.	Robert Abraham, 1978-81	407
5.	Vaughan Johnson, 1980-83	384
6.	Bill Cowher, 1975-78	371
7.	Billy Ray Haynes, 1988-91	364
8.	Kyle Wescoe, 1975-78	348
	Oliver Hoyte, 2002-05	342
9.	Andre Maddox, 2001-04	341
10.	Patrick Thomas, 2001-04	334
11.	Morocco Brown, 1994-97	332
12.	Pat Teague, 1983-86	328
	David Merritt, 1989-92	328
14.	Mark Franklin, 1982-85	315
	Terrence Holt, 1999-02	315

SACKS

GAME

Rk	Name, Opponent, Year	No.
1.	Mario Williams, Maryland, 2005	4-22
	Mario Williams, Southern Miss, 2005	4-12
3.	Eric Counts, Wake Forest, 1993	3.5-19
	Mario Williams, Wake Forest, 2005	3.5-21
5.	Mario Williams, Florida St, 2004	3-29
	Manny Lawson, Virginia Tech, 2004	3-27
	Manny Lawson, North Carolina, 2005	3-27
	Dantonio Burnette, Duke, 2002	3-24
	Willie Young, Wake Forest, 2009	3-24
	Corey Edmond, Southern Miss, 1990	3-20
	Mike Jones, Duke, 1990	3-17
	Nate Goodson, SMU, 2000	3-15
	Drew Wimsatt, North Carolina, 2002	3-11

SEASON

Rk	Name, Year	No.
1.	Mario Williams, 2005	14.5-80
2.	Tyler Lawrence, 1993	11-73
3.	Carl Reeves, 1992	10.5-111
4.	Mike Jones, 1990	10-55
5.	Dantonio Burnette, 2002	9-48
	Shawn Price, 2002	9-79
7.	Frank Bush, 1983	8-81
	Scott Auer, 1988	8-80
	Derick Debnam, 1989	8-58
	Willie Young, 2009	8-56
	Pat Thomas, 2003	8-53
	Al Dellaporta, 1981	8-43
13.	Terrance Chapman, 2001	7-64
	Martrel Brown, 2006	7-64
	Manny Lawson, 2004	7-55
	Bubba Green, 1980	7-55
	Joe Hannah, 1979	7-36
	Kyle Blalock, 1997	7-34

CAREER

Rk	Name, Years	No.-Yds.
1.	Mario Williams, 2003-05	25.5-156
2.	Tyler Lawrence, 1990-93	24-157
3.	Carl Reeves, 1991-94	22.5-197
4.	Manny Lawson, 2002-05	21-163
	Mike Jones, 1987-90	21-128

6.	Willie Young, 2005-2009	20.5-143
7.	Ray Agnew, 1986-89	17-117
	George Anderson, 1999-02	17-94
9.	Corey Smith, 1998-01	15.5-138
	Patrick Thomas, 2001-04	15.5-98
10.	Frank Bush, 1981-84	15-138
11.	Brian Jamison, 1998-01	14-108
12.	Scott Auer, 1985-88	13-107
	Joe Hannah, 1976-79	13-93
	Dantonio Burnette, 1999-02	13-78
	Al Dellaporta, 1980-81	13-71

TACKLES FOR LOSS

GAME

Rk	Name, Opponent, Year	No.
1.	Nate Irving, Wake Forest, 2010	8-22
2.	Mario Williams, Southern Miss, 2005	6-16
3.	Eric Counts, Wake Forest, 1993	5.5-36
4.	Mario Williams, Florida State, 2004	5-31
	Mario Williams, Maryland, 2005	5-23
	Oliver Hoyte, Miami, 2004	5-5
	Dantonio Burnette, Duke, 2002	5-26
	Levar Fisher, Maryland, 2000	5-19
	Mike Jones, Clemson, 1990	5-NA

SEASON

Rk	Name, Year	No.
1.	Mario Williams, 2005	27.5-101
2.	Manny Lawson, 2005	21-113
	Tyler Lawrence, 1993	21-91
4.	Nate Irving, 2006-10	20.5-77
	Stephen Tulloch, 2005	20.5-67
6.	Carl Reeves, 1992	20-135
7.	Dantonio Burnette, 2002	17-67
8.	Simon Gupton, 1977	16-72
	Clayton White, 1998	16-46
10.	Levar Fisher, 2000	15-46
	Pat Thomas, 2003	15-71
	Mario Williams, 2004	15-82
13.	Oliver Hoyte, 2004	14.5-28
14.	Willie Young, 2009	14-82
	Carl Reeves, 1994	14-62
	John McCargo, 2003	14-40
	Stephen Tulloch, 2004	14-32

CAREER

Rk	Name, Year	No.
1.	Mario Williams, 2003-05	55.5-227
2.	Willie Young, 2005-09	45.5-233
3.	Carl Reeves, 1991-94	45-269
4.	Manny Lawson, 2002-05	41-221
5.	Dantonio Burnette, 1999-02	41-153
6.	Stephen Tulloch, 2003-05	40-113
7.	Nate Irving, 2006-10	39.5-149
8.	Tyler Lawrence, 1990-93	38-139
	Patrick Thomas, 2001-04	37-144
	Oliver Hoyte, 2002-05	36.5-79
11.	Levar Fisher, 1998-01	33-147
12.	Clayton White, 1997-00	33-107
13.	Corey Smith, 1998-01	31-185
14.	George Anderson, 1999-02	30-128
15.	George Williams, 1995-97	26-59
	Simon Gupton, 1977-79	26-89

DEFENSIVE RECORDS

FUMBLES CAUSED

SEASON		
Rk	Name, Year	No.
1.	Corey Smith, 2001	6
	Jesse Campbell, 1989	6
	Jesse Campbell, 1988	6
4.	Levar Fisher, 2000	5
	Brian Jamison, 1999	5

CAREER		
Rk	Name, Years	No.
1.	Jesse Campbell, 1988-90	15
2.	Levar Fisher, 1998-01	9
3.	Brian Jamison, 1998-01	8
	Raymond Phillips, 1982-85	8
5.	David Merritt, 1989-92	7
	Nate Irving, 2006-10	7
7.	Dantonio Burnette, 1999-02	6
	Corey Smith, 1998-01	6
	Scott Auer, 1985-88	6
	Andy Hendel, 1981-83	6
	Robert Abraham, 1978-81	6

FUMBLES RECOVERED

SEASON		
Rk	Name, Years	No.
1.	Dan Medlin, 1970	5
2.	Ken Sheesley, 1973	4
	Ray Agnew, 1989	4
	Mark Franklin, 1985	4
	Mike Nall, 1978	4

CAREER		
Rk	Name, Years	No.
1.	Dantonio Burnette, 1999-02	7
	Fernandus Vinson, 1987-90	7
3.	Levar Fisher, 1998-01	6
	Mark Thomas, 1988-91	6
	Jesse Campbell, 1988-90	6
	Ray Agnew, 1986-89	6
	Frank Bush, 1981-84	6
	Mike Nall, 1976, 78-79	6
	Simon Gupton, 1977-79	6
10.	Damien Covington, 1991-94	5

INTERCEPTIONS

GAME					
Rk	Name	Int.	Yds.	TD	
1.	Rod Johnson, Notre Dame, 2003	3	36	0	
	John McRorie, S. Carolina, 1983	3	0	0	
	Eric Williams, Duke, 1979	3	19	0	
	Art Rooney, Wake Forest, 1938	3	NA	NA	
	Art Rooney, Virginia Tech, 1937	3	NA	NA	

SEASON					
Rk	Name	Yds.	Avg.	TD	Int.
1.	Art Rooney, 1938	N/A	NA	NA	8
	Art Rooney, 1937	N/A	NA	NA	8
3.	Lloyd Harrison, 1998	51	7.3	0	7
	Eric Williams, 1981	107	13.3	0	7
	Mike Devine, 1973	49	7.0	0	7
	Van Walker, 1970	91	13.0	0	7
	Tony Golmont, 1965	86	12.3	0	7

8.	Derrick Taylor, 1986	164	27.3	1	6
	John McRorie, 1983	30	5.0	1	6
	Jack Whitley, 1968	116	19.3	1	6
	Jim O'Rourke, 1949	126	21.0	0	6

CAREER

Rk	Name	Yds	TD	Int.
1.	Eric Williams, 1978-82	138	0	16
	Art Rooney, 1936-38	NA	NA	16
3.	Lloyd Harrison, 1996-99	51	0	12
	Woodrow Wilson, 1977-79	158	1	12
5.	Hassan Shamsid-Deen, 1995-97	43	0	10
	Fernandus Vinson, 1987-90	141	0	10
	Mike Devine, 1972-74	78	0	10
	Bob Devins, 1971-72, 1974	50	0	10
	Jack Whitley, 1968-70	196	2	10
	Tony Golmont, 1963-65	151	1	10
	Mike Nall, 1976, 78-79	140	1	10

PASSES BROKEN UP

SEASON		
Rk	Name, Year	No.
1.	Lloyd Harrison, 1998	23
2.	Marcus Hudson, 2005	20
3.	Donnie LeGrande, 1981	19
4.	Tony Scott, 1999	18
	Tony Scott, 1997	18
	Joe Johnson, 1990	18
7.	Lloyd Harrison, 1999	15
8.	Lamont Reid, 2004	14
	Mike Reid, 1991	14
	Michael Brooks, 1987	14
	Joe Johnson, 1987	14
12.	Mike Reid, 1992	13
	Joe Johnson, 1989	13

CAREER

Rk	Name, Years	No.
1.	Joe Johnson, 1987-90	51
2.	Tony Scott, 1996-99	45
3.	Lloyd Harrison, 1996-99	40
4.	Nelson Jones, 1983-86	34
5.	Marcus Hudson, 2002-05	33
	A.J. Davis, 2003-06	33
7.	Lamont Reid, 2001-04	32
8.	Jesse Campbell, 1988-90	30
	Michael Brooks, 1985-88	30
	Donnie LeGrande, 1978-79, 81	30
11.	Perry Williams, 1980-82	23
12.	William Strong, 1991-94	22
	Eric Williams, 1978-79, 80-81	22
	Dewayne Washington, 1990-93	22
15.	Brian Williams, 1998-01	20
	Fernandus Vinson, 1987-90	20
	Terrence Holt, 1999-02	20

BLOCKED KICKS

GAME		
Rk	Name, Opponent, Year	Blocked Kicks
1.	Mark Capuano, Georgia, 1967	2 punts
	Louie Meadows, Maryland, 1981	2 (2 FG)
	Mike Reid, Kent State, 1991	2 punts
	Terrence Holt, Texas, 1999	2 punts
	Terrence Holt, Navy, 2002	2 punts


SEASON

Rk	Name, Year	Blocked Kicks
1.	Terrence Holt, 2001	4 (4 FG)
	Mark Capuano, 1967	4 (3 punt/1 FG)
3.	Terrence Holt, 2000	3 (3 FG)
	Terrence Holt, 2002	3 (2 punt/1 FG)
	Manny Lawson, 2002	3 (3 punts)
6.	Colby Jackson, 2010	2 (2 punts)
	Brian Williams, 2001	2 (2 punts)
	Don Miketa, 1957	2 punts
	Don Montgomery, 1963	2 punts
	Art McMahon, 1966	2 punts
	Mark Capuano, 1968	2 (1 punt/1 PAT)
	Eddie Poole, 1973	2 (2 FG)
	Louie Meadows, 1981	2 (2 FG)
	Mike Reid, 1991	2 (2 punts)
	Tony Scott, 1998	2 (2 punts)
	Terrence Holt, 1999	2 (2 punts)
	Brian Jamison, 1999	2 (1 punt/1 PAT)
	Manny Lawson, 2003	2 (2 punts)

CAREER

Rk	Name, Years	Blocked Kicks
1.	Terrence Holt, 1999-02	12 (8 FG/4 punts)
2.	Manny Lawson, 2002-05	7 (7 punts)
3.	Mark Capuano, 1967-69	6 (1 FG/4 punt/1 PAT)
4.	Woody Jones, 1939-41	6 (6 punts)
5.	Brian Williams, 1998-01	5 (5 punts)
6.	Brian Jamison, 1998-01	3 (2 punts, 1 PAT)
	Eddie Poole, 1973-75	3 (3 FG)
	Mike Reid, 1989-92	3 (3 punts)

BOLD FACE indicates current player



Bill Cowher



RETURNS RECORDS

KICKOFF RETURN YARDS

GAME			
Rk.	Name, Game, Year		Yds.
1.	T.J. Graham, Duke, 2009		202
2.	Greg Golden, Pittsburgh, 2001		175
3.	Alvis Whitted, Florida State, 1996		174
4.	T.J. Graham, S. Florida, 2008		163
5.	Darrell Blackman, Clemson, 2005		161
6.	T.J. Graham, Boston Coll., 2008		160
7.	Rahshon Spikes, Clemson, 1996		158
8.	Alvis Whitted, Maryland, 1994		155
	Ed Mooney, Duke, 1950		155
10.	Greg Golden, Texas Tech, 2002		149
11.	Rahshon Spikes, East Carolina, 1996		144
12.	Darrell Blackman, Clemson, 2007		143
13.	Darrell Blackman, North Carolina, 2005		138
	T.J. Graham, Wake Forest, 2009		135
15.	Brian Fitzgerald, Virginia, 1993		133

SEASON

Rk.	Name, Year	Att.	Avg.	Yards
1.	T.J. Graham, 2008	41	25.1	1,028
2.	Bobby Hall, 1968	29	24.9	721
3.	Darrell Blackman, 2007	30	23.2	697
4.	Chris Williams, 1987	33	21.1	695
5.	Ralph Stringer, 1975	27	25.0	676
6.	Roland Hooks, 1972	27	22.8	615
7.	Darrell Blackman, 2005	20	29.1	582
8.	T.J. Graham, 2009	23	24.9	574
9.	T.J. Graham, 2010	29	19.5	565
10.	Darrell Blackman, 2006	19	28.9	549
11.	Alvis Whitted, 1995	26	20.5	533
12.	Koren Robinson, 2000	20	25.3	506
13.	Gary Rowe, 1966	20	25.3	505
14.	Ralph Stringer, 1974	19	26.3	500
15.	Pat Kenney, 1970	26	19.0	495
16.	Alvis Whitted, 1997	20	24.5	489

CAREER

Rk.	Name, Years	Att.	Avg.	Yards
1.	T.J. Graham, 2008-pres.	93	23.3	2,167
2.	Ralph Stringer, 1973-77	78	25.5	1,988
3.	Alvis Whitted, 1994-97	84	22.96	1,929
4.	Darrell Blackman, 2004-07	70	26.3	1,842
5.	Chris Williams, 1987-89, 91	62	21.9	1,358
6.	Lamont Reid, 2001-04	38	26.2	994
7.	Roland Hooks, 1972-73	43	22.8	981
8.	Gary Rowe, 1964-66	44	21.9	965
9.	Rahshon Spikes, 1996-99	36	23.1	831
10.	Bobby Hall, 1966-68	35	24.6	825
11.	Ant. Barbour, 1988-89, 91-92	33	24.9	823
12.	Nasrallah Worthen, 1984-86, 88	36	22.4	806
13.	George Marinkov, 1954-56	27	28.1	760
14.	Rickey Adams, 1975-79	35	21.2	741
15.	Alex Webster, 1950-52	35	2.4	713

KICKOFF RETURN AVERAGE

SEASON				
Rk.	Name, Year	Att.	Yds.	Avg.
1.	George Marinkov, 1954	13	459	35.3
2.	Lamont Reid, 2002	14	424	30.3
	Lamont Reid, 2004	7	212	30.3
4.	Darrell Blackman, 2005	20	582	29.1
5.	Darrell Blackman, 2006	19	549	28.9
6.	Anthony-Barbour, 1991	13	361	27.8
7.	Ed Mooney, 1949	12	327	27.3
8.	Rahshon-Spikes, 1996	12	318	26.5
9.	Ralph Stringer, 1974	19	500	26.3
10.	Chris Williams, 1988	18	468	26.0
11.	Ralph Stringer, 1977	19	488	25.7
12.	Ralph Stringer, 1973	11	281	25.5
13.	Koren Robinson, 2000	20	506	25.3
	Gary Rowe, 1966	20	505	25.3
15.	Ed France, 1960	13	327	25.2
16.	Alvis Whitted, 1994	18	452	25.1
	T.J. Graham, 2008	41	1,028	25.1

CAREER

Rk.	Name, Years	Att.	Yds.	Avg.
1.	George Marinkov, 1954-56	27	760	28.1
2.	Darrell Blackman, 2004-07	70	1,842	26.3
3.	Lamont Reid, 2001-04	38	994	26.2
4.	Ralph Stringer, 1973-75, 1977	78	1,991	25.5
5.	Mike Clark, 1961-63	25	631	25.2
6.	Anthony Barbour, 1988-89, 91-92	33	823	24.9
7.	Bobby Hall, 1966-68	35	825	23.6
8.	Koren Robinson, 1999-00	24	560	23.3
	T.J. Graham, 2008-pres.	93	2,167	23.3
10.	Rahshon Spikes, 1996-99	36	831	23.1
11.	Alvis Whitted, 1994-97	84	1,929	22.9
12.	Roland Hooks, 1972-73	43	981	22.8
13.	Naz Worthen, 1984-86, 1988	36	806	22.4
14.	Chris Williams, 1987-89, 1991	62	1,358	21.9
	Gary Rowe, 1964-66	44	965	21.9
16.	Ledel George, 1990-91	22	480	21.8

PUNT RETURN YARDS

GAME		
Rk.	Name, Game, Year	Yds.
1.	Darrell Blackman, Florida State, 2004	103
2.	Fred Combs, Virginia, 1967	102
3.	Ledel George, App. State, 1992	99
4.	Darrell Blackman, Central Florida, 2007	90
5.	T.J. Graham, UNC, 2010	88
6.	Darrell Blackman, East Carolina, 2004	85
7.	Tramain Hall, Maryland, 2003	83

SEASON

Rk.	Name, Year	Att.	Avg.	Yards
1.	Fred Combs, 1967	24	18.1	434
2.	Ledel George, 1990	39	11.0	428
3.	Ledel George, 1991	40	8.2	328
4.	Darrell Blackman, 2007	26	12.4	322
5.	Jack Whitley, 1968	21	14.8	311
6.	Alex Webster, 1950	14	19.7	276
7.	Torry Holt, 1998	20	13.6	273
8.	Jack Whitley, 1970	24	10.3	248
9.	Mike Stultz, 1972	18	13.3	239
10.	Ledel George, 1992	21	11.3	238
11.	Louis Meadows, 1981	17	13.0	222
12.	Koren Robinson, 2000	14	15.6	218
13.	Darrell Blackman, 2004	12	17.8	214

CAREER

Rk.	Name, Years	Att.	Avg.	Yards
1.	Ledel George, 1990-93	125	9.5	1,191
2.	Darrell Blackman, 2004-07	83	10.4	864
3.	Jack Whitley, 1968-70	67	10.7	721
4.	Alex Webster, 1950-52	33	19.2	634
5.	Mike Stultz, 1971-73	58	9.7	564
6.	Fred Combs, 1965-67	31	15.5	480
7.	Tramain Hall, 2002-05	52	8.9	462
8.	Torry Holt, 1995-98	38	11.9	454
9.	T.J. Graham, 2008-pres.	49	8.8	433
10.	Ralph Stringer, 1974-75, 77	65	6.6	428
11.	Woodrow Wilson, 1976-77, 79	60	6.7	401

PUNT RETURN AVERAGE

SEASON

Rk.	Name, Year	Att.	Yds.	Avg.
1.	Alex Webster, 1950	14	276	19.7
2.	Fred Combs, 1967	24	434	18.1
3.	Darrell Blackman, 2004	12	214	17.8
4.	Alex Webster, 1951	11	195	17.7
5.	Koren Robinson, 2000	14	218	15.6
6.	Jack Whitley, 1968	21	311	14.8
7.	Torry Holt, 1998	20	273	13.6
8.	Torry Holt, 1997	12	162	13.5
9.	Mike Stultz, 1972	18	239	13.3
	Tony Kozarsky, 1961	13	173	13.3
11.	Joe Scarpati, 1963	15	198	13.2

CAREER

Rk.	Name, Years	Att.	Yds.	Avg.
1.	Alex Webster, 1950-52	33	634	19.2
2.	Fred Combs, 1965-67	31	480	15.5
3.	Tony Kozarsky, 1961-63	25	302	12.1
4.	Joe Scarpati, 1961-63	31	373	12.0
5.	Koren Robinson, 1999-00	28	308	11.0
6.	Torry Holt, 1995-98	38	454	11.9
7.	Jack Whitley, 1968-70	67	721	10.7
8.	Darrell Blackman, 2004-07	83	864	10.4
9.	Gary Yount, 1968-69	26	264	10.1
10.	Mike Stultz, 1971-73	58	564	9.7
11.	Ledel George, 1990-93	125	1,191	9.5

BOLD FACE indicates current player



RECORDS BY CLASS

SINGLE GAME

PASSING YARDS

<i>Senior</i>				
Rk.	Name, Opp., Year	Cmp.	Att.	Yds.
1.	Shane Montgomery, Duke, 1989	37	73	535
2.	Philip Rivers, Kansas, 2003	37	45	475
3.	Philip Rivers, Wake Forest, 2003	38	49	433
<i>Junior</i>				
1.	Jamie Barnette, Baylor, 1998	24	55	469
2.	Jamie Barnette, Duke, 1998	18	34	379
3.	Jamie Barnette, Clemson, 1998	20	33	374
<i>Sophomore</i>				
1.	Shane Montgomery, Duke, 1987	29	46	468
2.	Shane Montgomery, Virginia, 1987	30	54	402
3.	Russell Wilson, Fla. State, 2009	20	30	349
<i>Freshman</i>				
1.	Philip Rivers, Duke, 2000	32	50	413
2.	Philip Rivers, Indiana, 2000	31	52	401
3.	Philip Rivers, Arkansas St., 2000	29	57	397

PASS COMPLETIONS

<i>Senior</i>				
Rk.	Name, Opp., Year	Att.	Yds.	Cmp.
1.	Philip Rivers, Wake Forest, 2003	49	433	38
2.	Shane Montgomery, Duke, 1989	73	535	37
	Philip Rivers, Kansas, 2003	45	475	37
<i>Junior</i>				
1.	Russell Wilson, BC, 2010	51	328	38
2.	Tim Esposito, North Carolina, 1983	48	294	31
	Russell Wilson, Maryland, 2010	60	311	31
<i>Sophomore</i>				
1.	Shane Montgomery, Virginia, 1987	54	402	30
2.	Shane Montgomery, Duke, 1987	46	468	29
3.	Philip Rivers, Maryland, 2001	43	275	27
<i>Freshman</i>				
1.	Philip Rivers, Duke, 2000	50	413	32
2.	Philip Rivers, Indiana, 2000	52	401	31
3.	Philip Rivers, Arkansas St., 2000	57	397	29

PASS ATTEMPTS

<i>Senior</i>				
Rk.	Name, Opp., Year	Cmp.	Yds.	Att.
1.	Shane Montgomery, Duke, 1989	37	535	73
2.	Shane Montgomery, Clemson, 1989	30	297	56
3.	Terry Harvey, Clemson, 1995	30	395	54
<i>Junior</i>				
1.	Russell Wilson, Maryland, 2010	31	311	60
2.	Daniel Evans, Wake Forest	24	286	56
3.	Jamie Barnette, Baylor, 1998	24	469	55
<i>Sophomore</i>				
1.	Harrison Beck, Boston College, 2007	26	321	50
2.	Philip Rivers, Clemson, 2001	24	310	46
	Shane Montgomery, Virginia, 1987	29	468	46
	Shane Montgomery, Duke 1987	29	468	46
<i>Freshman</i>				
1.	Philip Rivers, Arkansas St., 2000	29	397	57
2.	Philip Rivers, Indiana, 2000	31	401	52
3.	Philip Rivers, Duke, 2000	32	413	50

TOUCHDOWN PASSES

<i>Senior</i>		TD
Rk.	Name, Opp., Year	
1.	Philip Rivers, Kansas, 2003	5
	Terry Harvey, Wake Forest, 1995	5
3.	Jamie Barnette, Clemson, 1999	4

Philip Rivers, Ohio State, 2003	4
Philip Rivers, Virginia, 2003	4
Philip Rivers, Florida State, 2003	4

Junior

1. Philip Rivers, Navy, 2002	5
2. Terry Harvey, Texas Tech, 1993	4
Jamie Barnette, Clemson, 1998	4
Philip Rivers, UMass, 2002	4
Jay Davis, Miami, 2004	4
Russell Wilson, Western Carolina, 2010	4

Sophomore

1. Russell Wilson, Florida State, 2009	5
2. Jamie Barnette, Florida State, 1997	4
Jamie Barnette, Maryland, 1997	4
Philip Rivers, Clemson, 2001	4
Philip Rivers, Duke, 2001	4
Russell Wilson, Murray State, 2009	4
Russell Wilson, Gardner-Webb, 2009	4
Russell Wilson, Pitt, 2009	4
Russell Wilson, North Carolina, 2009	4

Freshman

1. Philip Rivers, Indiana, 2000	5
---------------------------------	---

RUSHING YARDS

<i>Senior</i>				
Rk.	Name, Opp., Year	Att.	Yds.	
1.	Vince Evans, East Carolina, 1985	26	201	
2.	Ted Brown, Syracuse, 1978	33	198	
3.	Anthony Barbour, Texas Tech, 1992	25	189	
<i>Junior</i>				
1.	Ted Brown, Penn State, 1977	37	251	
2.	Ed Mooney, Richmond, 1949	21	184	
3.	Ray Robinson, Maryland, 2000	40	178	
<i>Sophomore</i>				
1.	Willie Burden, Kent State, 1971	34	198	
2.	Toney Baker, Clemson, 2006	34	174	
3.	Jamelle Eugene, North Carolina, 2007	32	159	
4.	Andre Brown, App. State, 2006	15	125	
<i>Freshman</i>				
1.	Andre Brown, Southern Miss., 2005	32	248	
2.	Ted Brown, Clemson, 1975	24	227	
3.	Joe McIntosh, Wake Forest, 1981	25	220	

RUSHING ATTEMPTS

<i>Senior</i>				
Rk.	Name, Game, Year	Yds.	Att.	
1.	Ted Brown, North Carolina, 1978	189	36	
2.	Ted Brown, Syracuse, 1978	198	33	
	Ted Brown, West Virginia, 1978	158	33	
<i>Junior</i>				
1.	Ray Robinson, Maryland, 2000	178	40	
2.	Ted Brown, Penn State, 1977	251	37	
3.	Vince Evans, East Carolina, 1980	176	30	
	T.A. McLendon, Wake Forest, 2004	139	30	
<i>Sophomore</i>				
1.	Willie Burden, Kent State, 1971	198	34	
	Toney Baker, Clemson, 2006	174	34	
3.	Jamelle Eugene, North Carolina, 2007	159	32	
<i>Freshman</i>				
1.	Andre Brown, Southern Miss., 2005	248	32	
	T.A. McLendon, Texas Tech, 2002	150	32	
3.	Ray Robinson, Virginia, 1998	202	27	

RUSHING TOUCHDOWNS

<i>Senior</i>		TD
Rk.	Name, Opp., Year	
1.	Dick Christy, South Carolina, 1957	4
<i>Junior</i>		
1.	Ted Brown, Syracuse, 1977	3
	Darrell Moody, Wake Forest, 1969	3
	Charlie Bowers, South Carolina, 1968	3
	Charlie Bowers, Maryland, 1968	3
	Andre Brown, Wofford, 2007	3
	Russell Wilson, Florida State, 2010	3
<i>Sophomore</i>		
1.	Stan Fritts, Wake Forest, 1972	5
2.	Jamelle Eugene, North Carolina, 2007	3
<i>Freshman</i>		
1.	T.A. McLendon, Texas Tech, 2002	5

RECEPTIONS

<i>Senior</i>			
Rk.	Name, Opp., Year	Yds.	Rec.
1.	Torry Holt, Wake Forest, 1998	179	15
2.	Jerricho Cotchery, Kansas, 2003	171	13
3.	Torry Holt, Baylor, 1998	255	11
	Torry Holt, Clemson, 1998	255	11
<i>Junior</i>			
1.	Torry Holt, Florida State, 1997	168	12
	Jerricho Cotchery, Maryland, 2002	144	12
3.	Chris Corders, Clemson, 1989	91	10
	Steve Lester, Duke, 1971	112	10
	Jerricho Cotchery, Notre Dame, 2002	127	10
<i>Sophomore</i>			
1.	Jerricho Cotchery, Maryland, 2001	123	11
	T.A. McLendon, Virginia, 2003	104	11
	Donald Bowens, Virginia, 2007	202	11
<i>Freshman</i>			
1.	Koren Robinson, Duke, 1999	129	10
	Koren Robinson, ECU, 1999	121	10

RECEPTION YARDS

<i>Senior</i>			
Rk.	Name, Game, Year	Rec.	Yards
1.	Torry Holt, Baylor, 1998	11	255
2.	Torry Holt, Clemson, 1998	11	225
3.	Jerricho Cotchery, N. Carolina, 2003	9	217
<i>Junior</i>			
1.	Eddie Goines, Wake Forest, 1993	5	207
2.	Donald Bowens, Virginia, 2007	11	202
3.	Jerricho Cotchery, Duke, 2002	6	174
<i>Sophomore</i>			
1.	Nasrallah Worthen, Maryland, 1986	9	197
2.	Todd Varn, Duke, 1987	9	165
3.	Eddie Goines, North Carolina, 1992	9	163
<i>Freshman</i>			
1.	Koren Robinson, Georgia Tech, 1999	5	168

TOUCHDOWN RECEPTIONS

<i>Senior</i>		TD Rec.
Rk.	Name, Game, Year	
1.	Torry Holt, Clemson, 1998	4
2.	Nasrallah Worthen, Duke, 1988	3
<i>Junior</i>		
1.	Torry Holt, Florida State, 1997	5
2.	Eddie Goines, Texas Tech, 1993	3
	Jarvis Williams, Florida State, 2009	3
<i>Sophomore</i>		
1.	Tramain Hall, Duke, 2003	3



RECORDS BY CLASS

Jerricho Cotchery, Clemson, 2001	3
Koren Robinson, Georgia Tech, 2000	3

TOTAL OFFENSE

Senior

Rk.	Name, Opp., Year	Rush	Pass	Total
1.	Shane Montgomery, Duke, 1989	2	535	537
2.	Philip Rivers, Kansas, 2003	20	475	495
3.	Philip Rivers, N. Carolina, 2003	40	423	463

Junior

1.	Jamie Barnette, Baylor, 1998	-31	469	438
2.	Russell Wilson, Virginia Tech, 2010	34	362	396
3.	Jamie Barnette, Duke, 1998	5	379	384
	Russell Wilson, GT 2010	16	368	384

Sophomore

1.	Shane Montgomery, Duke, 1997	-37	468	431
2.	Russell Wilson, Pitt, 2009	91	322	413
3.	Shane Montgomery, UVa, 1987	-18	402	384

Freshman

1.	Philip Rivers, Indiana, 2000	7	401	408
2.	Philip Rivers, Duke, 2000	-11	413	402
3.	Philip Rivers, Arkansas St., 2000	-14	397	383

TOTAL TOUCHDOWNS

Senior

Rk.	Name, Opp., Year	TD
1.	Torry Holt, Clemson, 1998	4
	Dick Christy, South Carolina, 1957	4

Junior

1.	Torry Holt, Florida State, 1997	5
----	---------------------------------	---

Sophomore

1.	Stan Fritts, Wake Forest, 1972	5
----	--------------------------------	---

Freshman

1.	T.A. McLendon, Texas Tech, 2002	5
2.	Ted Brown, Clemson, 1975	4

POINTS

Senior

Rk.	Name, Opp., Year	Pts.
1.	Dick Christy, South Carolina, 1957	29
2.	Torry Holt, Clemson, 1998	24

Junior

1.	Torry Holt, Florida State, 1997	30
----	---------------------------------	----

Sophomore

1.	Stan Fritts, Wake Forest, 1972	30
----	--------------------------------	----

Freshman

1.	T.A. McLendon, Texas Tech, 2002	30
2.	Ted Brown, Clemson, 1975	24

TOUCHDOWN RESPONSIBILITY

Senior

Rk.	Name, Opp., Year	Run	Pass	TD
1.	Philip Rivers, Kansas, 2003	0	5	5
	Philip Rivers, Florida State, 2003	1	4	5
	Terry Harvey, Wake Forest, 1995	0	5	5

Junior

1.	Philip Rivers, Navy, 2002	1	5	6
2.	Philip Rivers, New Mexico, 2002	2	3	5
3.	Jay Davis, Miami, 2004	0	4	4
	Philip Rivers, UMass, 2002	4	0	4
	Jamie Barnette, Clemson, 1998	0	4	4
	Roman Gabriel, Virginia, 1960	2	2	4
	Russell Wilson, WCU, 2010	0	4	4
	Russell Wilson, Georgia Tech, 2010	1	3	4

Russell Wilson, Florida State, 2010	3	1	4
Russell Wilson, Wake Forest, 2010	2	2	4
Russell Wilson, Maryland, 2010	2	2	4

Sophomore

1.	Stan Fritts, Wake Forest, 1972	5	0	5
	Russell Wilson, Florida State, 2009	0	5	5
3.	Philip Rivers, Clemson, 2001	0	4	4
	Philip Rivers, Duke, 2001	0	4	4
	Russell Wilson, Murrey St., 2009	0	4	4
	Russell Wilson, Gardner-Webb, 2009	0	4	4
	Russell Wilson, Pittsburgh, 2009	0	4	4
	Russell Wilson, Maryland, 2009	1	3	4
	Russell Wilson, North Carolina, 2009	0	4	4

Freshman

1.	Philip Rivers, Indiana, 2000	0	5	5
	T.A. McLendon, Texas Tech, 2002	5	0	5
3.	Philip Rivers, Duke, 2000	1	3	4
	Ted Brown, Clemson, 1975	4	0	4

FIELD GOALS MADE

Senior

Rk.	Name, Opp., Year	No.
1.	Steve Videtich, Maryland, 1994	4
	Steven Hauschka, Miami, 2007	4

Junior

1.	Marc Primanti, Georgia Tech, 1995	4
	Damon Hartman, North Carolina, 1990	4

Sophomore

1.	Nathan Ritter, East Carolina, 1978	5
2.	Adam Kiker, Maryland, 2001	4
	Bryan Carter, Duke, 1987	4

Freshman

1.	Damon Hartman, Wake Forest, 1988	4
----	----------------------------------	---

PATs

Senior

Rk.	Name, Opp., Year	No.
1.	Adam Kiker, Kansas, 2003	8-8

Junior

1.	Austin Herbert, Navy, 2002	8-9
	Austin Herbert, UMass, 2002	8-8
3.	Marc Primanti, Wake Forest, 1995	7-7
	Ron Sewell, Wake Forest, 1973	7-7

Sophomore

1.	John Deraney, East Carolina, 2004	7-7
----	-----------------------------------	-----

Freshman

1.	Damon Hartman, ETSU, 1988	7-7
	Jim Byler, VMI, 1946	7-7

KICKOFF RETURN YARDAGE

Senior

Rk.	Name, Game, Year	Yds.
1.	Ed Mooney, Duke, 1950	155
2.	Darrell Blackman, Clemson, 2007	143

Junior

1.	Alvis Whitted, Florida State, 1996	174
----	------------------------------------	-----

Sophomore

1.	T.J. Graham, Duke, 2009	202
2.	Darrell Blackman, Clemson, 2005	161
3.	Greg Golden, Texas Tech, 2002	149

Freshman

1.	Greg Golden, Pittsburgh, 2001	175
2.	T.J. Graham, South Florida, 2008	163
3.	T.J. Graham, Boston College, 2008	160

PUNT RETURN YARDAGE

Senior

Rk.	Name, Game, Year	Yds.
1.	Fred Combs, Virginia, 1967	102

Junior

1.	Ledel George, App.State, 1992	99
----	-------------------------------	----

Sophomore

1.	Tramain Hall, Maryland, 2003	83
2.	T.J. Graham, Murray State, 2009	74

Freshman

1.	Darrell Blackman, Florida State, 2004	103
2.	Darrell Blackman, East Carolina, 2004	85

INTERCEPTIONS

Senior

Rk.	Name, Game, Year	Int.	Yds.	TD
1.	Art Rooney, Wake Forest, 1938	3	NA	NA
	Rod Johnson, Notre Dame, 2002	3	36	0

Junior

1.	John McRorie, South Carolina, 1983	3	0	0
2.	Art Rooney, Virginia Tech, 1937	3	NA	NA

Sophomore

1.	Eric Williams, Duke, 1979	3	19	0
----	---------------------------	---	----	---

TACKLES

Senior

Rk.	Name, Game, Year	Tkl
1.	Bill Cowher, Clemson, 1978	24
2.	Levar Fisher, North Carolina, 2001	21
3.	Levar Fisher, Wake Forest, 2001	20
	Jason Perry, Ohio, 1998	20
	Vaughan Johnson, East Carolina, 1983	20

Junior

1.	Dantonio Burnette, Clemson, 2001	24
	Bill Cowher, South Carolina, 1977	24
3.	Levar Fisher, Maryland, 2000	21

Sophomore

1.	Clayton White, Ohio, 1998	23
2.	Andre Maddox, Georgia Tech, 2002	20
3.	Pat Teague, Furman, 1984	19

Freshman

1.	Clayton Henry, Virginia, 1987	16
	Ray Frost, Virginia, 1987	16
3.	David Shelton, North Carolina, 1979	15

SINGLE SEASON

PASSING YARDS

Senior

Rk.	Name, Year	Cmp.	Att.	Yds
1.	Philip Rivers, 2003	348	483	4,491
2.	Shane Montgomery, 1989	217	395	2,632
3.	Jamie Barnette, 1999	171	338	2,320

Junior

1.	Russell Wilson, 2010	308	527	3,563
2.	Philip Rivers, 2002	262	418	3,353
3.	Jamie Barnette, 1998	193	377	3,169

Sophomore

1.	Philip Rivers, 2001	240	368	2,586
2.	Jamie Barnette, 1997	171	302	2,378
3.	Russell Wilson, 2009	224	378	3,027

Freshman

1.	Philip Rivers, 2000	237	441	3,054
2.	Russell Wilson, 2008	150	275	1,955
3.	Jamie Barnette, 1996	102	226	1,594



RECORDS BY CLASS

PASS COMPLETIONS

Senior

Rk.	Name, Year	Att.	Yds.	Cmp.
1.	Philip Rivers, 2003	483	4,491	348
2.	Shane Montgomery, 1989	295	2,632	217
3.	Jamie Barnette, 1999	338	2,320	171

Junior

1.	Russell Wilson, 2010	527	3,563	308
2.	Philip Rivers, 2002	418	3,353	262
3.	Daniel Evans, 2007	339	2,030	194

Sophomore

1.	Philip Rivers, 2001	368	2,586	240
2.	Russell Wilson, 2009	378	3,027	224
3.	Jamie Barnette, 1997	302	2,378	171

Freshman

1.	Philip Rivers, 2000	441	3,054	237
2.	Russell Wilson, 2008	275	1,955	150
3.	Jamie Barnette, 1996	226	1,594	102

PASSING ATTEMPTS

Senior

Rk.	Name, Year	Cmp.	Yds.	Att.
1.	Philip Rivers, 2003	348	4,491	483
2.	Shane Montgomery, 1989	217	2,632	395
3.	Jamie Barnette, 1999	171	2,320	338

Junior

1.	Russell Wilson, 2010	308	3,563	527
2.	Philip Rivers, 2002	262	3,353	418
3.	Jamie Barnette, 1998	193	3,169	377

Sophomore

1.	Russell Wilson, 2009	224	3,027	378
2.	Philip Rivers, 2001	240	2,586	368
	Daniel Evans, 2006	163	1,843	307

Freshman

1.	Philip Rivers, 2000	237	3,054	441
2.	Russell Wilson, 2008	150	1,955	275
3.	Jamie Barnette, 1996	102	1,594	226

TOUCHDOWN PASSES

Senior

Rk.	Name, Year	TD
1.	Philip Rivers, 2003	34
2.	Terry Harvey, 1995	16
	Shane Montgomery, 1989	16

Junior

1.	Russell Wilson, 2010	28
2.	Philip Rivers, 2002	20
3.	Jamie Barnette, 1998	18

Sophomore

1.	Russell Wilson, 2009	31
2.	Jamie Barnette, 1997	19
3.	Philip Rivers, 2001	16

Freshman

1.	Philip Rivers, 2000	25
2.	Russell Wilson, 2008	17
3.	Jamie Barnette, 1996	9

YARDS PER COMPLETION

(min. 50 completions)

Senior

Rk.	Name, Year	Yds.	Cmp.	Avg.
1.	Johnny Evans, 1977	1,357	93	14.59
2.	Scott Smith, 1979	1,093	75	14.57
3.	Jamie Barnette, 1999	2,320	171	13.57

Junior

1.	Bruce Shaw, 1972	1,708	91	18.77
2.	Jamie Barnette, 1998	3,169	193	16.42
3.	Scott Smith, 1978	741	50	14.82

Sophomore

1.	Dave Buckley, 1973	762	53	14.38
2.	Terry Harvey, 1993	1,837	131	14.02
3.	Jamie Barnette, 1997	2,378	171	13.91

Freshman

1.	Jamie Barnette, 1996	1,594	102	15.63
2.	Russell Wilson, 2008	1,955	150	13.03
3.	Philip Rivers, 2000	3,054	237	12.89

YARDS PER ATTEMPT

(min. 100 attempts)

Senior

Rk.	Name, Year	Yds.	Att.	Avg.
1.	Philip Rivers, 2003	4,491	483	9.3
2.	Scott Smith, 1979	1,093	138	7.92
3.	Terry Jordan, 1992	1,963	256	7.66

Junior

1.	Bruce Shaw, 1972	1,705	175	9.76
2.	Dave Buckley, 1974	1,481	162	9.14
3.	Jamie Barnette, 1998	3,169	377	8.41

Sophomore

1.	Russell Wilson, 2009	3,027	378	8.0
2.	Jamie Barnette, 1997	2,378	302	7.87
3.	Terry Harvey, 1993	1,837	235	7.82

Freshman

1.	Russell Wilson, 2008	1,955	275	7.11
2.	Jamie Barnette, 1996	1,594	226	7.05
3.	Philip Rivers, 2000	3,054	237	6.93

COMPLETION PERCENTAGE

(min. 50 attempts)

Senior

Rk.	Name, Year	Cmp.	Att.	Pct.
1.	Philip Rivers, 2003	348	483	.720
2.	Terry Jordan, 1992	164	256	.640
3.	Jay Davis, 2005	108	180	.600

Junior

1.	Dave Buckley, 1974	105	162	.648
2.	Philip Rivers, 2002	262	418	.627
3.	Shane Montgomery, 1988	123	198	.621

Sophomore

1.	Philip Rivers, 2001	240	368	.652
2.	Roman Gabriel, 1959	81	134	.604
3.	Russell Wilson, 2009	224	378	.592

Freshman

1.	Dave Buckley, 1972	36	60	.600
2.	Jose Laureano, 1995	28	50	.560
3.	Russell Wilson, 2008	150	275	.545

RUSHING YARDS

Senior

Rk.	Name, Year	Att.	Yds.
1.	Ted Brown, 1978	302	1,350
2.	Anthony Barbour, 1992	199	1,204
3.	Stan Fritts, 1974	245	1,169

Junior

1.	Ted Brown, 1977	218	1,251
2.	Joe McIntosh, 1983	217	1,081
3.	Vince Evans, 1984	198	883

Sophomore

1.	Ted Brown, 1976	198	1,088
2.	Willie Burden, 1971	227	910

3.	Toney Baker, 2006	157	688
----	-------------------	-----	-----

Freshman

1.	Joe McIntosh, 1981	222	1,190
2.	T.A. McLendon, 2002	245	1,101
3.	Ted Brown, 1975	142	913

RUSHING YARDS PER ATTEMPT

(min. 85 rushes)

Senior

Rk.	Name, Year	Att.	Yds.	Avg.
1.	Willie Burden, 1973	150	1,014	6.8
2.	Anthony Barbour, 1992	199	1,204	6.1
3.	Tremayne Stephens, 1997	204	1,142	5.6

Junior

1.	Anthony Barbour, 1991	124	769	6.2
2.	Ted Brown, 1977	218	1,251	5.7
3.	Joe McIntosh, 1983	217	1,081	5.0

Sophomore

1.	Dick Christy, 1955	85	602	7.1
2.	Ted Brown, 1976	198	1,088	5.5
3.	Andre Brown, 2006	124	658	5.3

Freshman

1.	Ted Brown, 1975	142	913	6.4
2.	Tremayne Stephens, 1994	125	791	6.3
3.	Joe McIntosh, 1981	217	1,190	5.4

RUSHING ATTEMPTS

Senior

Rk.	Name, Year	Yds.	Att.
1.	Ted Brown, 1978	1,350	302
2.	Stan Fritts, 1974	1,169	245
3.	Tremayne Stephens, 1997	1,142	204

Junior

1.	Ted Brown, 1977	1,251	218
2.	Joe McIntosh, 1983	1,081	217
3.	Vince Evans, 1984	883	198

Sophomore

1.	Willie Burden, 1971	910	227
2.	Ted Brown, 1976	1,088	198
3.	Jamelle Eugene, 2007	667	172
4.	Toney Baker, 2006	688	157

Freshman

1.	T.A. McLendon, 2002	1,101	245
2.	Joe McIntosh, 1981	1,190	222
3.	Ray Robinson, 1998	822	154

RUSHING TOUCHDOWNS

Senior

Rk.	Name, Year	TD
1.	Scott Smith, 1979	13
2.	Stan Fritts, 1974	12
3.	Ted Brown, 1978	11

Junior

1.	Ted Brown, 1977	13
	Stan Fritts, 1973	13

Sophomore

1.	Stan Fritts, 1972	16
2.	Ted Brown, 1976	13

Freshman

1.	T.A. McLendon, 2002	18
2.	Ted Brown, 1975	12
3.	Ray Robinson, 1998	10

RECORDS BY CLASS

100-YARD RUSHING GAMES

Senior	
Rk.	Name, Year
1.	Ted Brown, 1978
2.	Tremayne Stephens, 1997
	Stan Fritts, 1974
Junior	
1.	Ted Brown, 1977
2.	Joe McIntosh, 1983
3.	Tremayne Stephens, 1996
Sophomore	
1.	Ted Brown, 1976
2.	Tremayne Stephens, 1995
	Joe McIntosh, 1982
	Willie Burden, 1971
Freshman	
1.	Joe McIntosh, 1981
2.	Ted Brown, 1975
3.	T.A. McLendon, 2002
	Tremayne Stephens, 1994

RECEPTIONS

Senior			
Rk.	Name, Year	Yds.	Rec.
1.	Torry Holt, 1998	1,604	88
2.	Jerricho Cotchery, 2003	1,369	86
3.	Owen Spencer, 2010	912	60
Junior			
1.	Jerricho Cotchery, 2002	1,192	67
2.	Torry Holt, 1997	1,099	62
3.	Chris Coleman, 1998	876	52
Sophomore			
1.	Tramain Hall, 2003	799	69
2.	Koren Robinson, 2000	1,061	62
3.	Eddie Goines, 1992	590	46
Freshman			
1.	Koren Robinson, 1999	853	48
2.	T.A. McLendon, 2002	354	42
3.	Mustafa Greene, 2010	272	30

YARDS PER CATCH

(min. 20 catches)

Senior				
Rk.	Name, Year	Rec.-Yds.	TD	Avg.
1.	Pat Kenney, 1972	38-832	5	21.89
2.	Brian Clark, 2005	25-537	6	21.48
3.	Elijah Marshall, 1977	20-418	2	20.90
Junior				
1.	Owen Spencer, 2009	30-765	6	25.50
2.	Eddie Goines, 1993	48-928	10	19.33
3.	Jerricho Cotchery, 2002	67-1192	7	17.79
Sophomore				
1.	Owen Spencer, 2008	31-691	5	22.29
2.	Mike Stultz, 1971	24-481	4	20.04
3.	Nasrallah Worthen, 1985	26-505	2	19.42
Freshman				
1.	Koren Robinson, 1999	48-853	2	17.77
2.	Sterling Hicks, 2001	12-199	1	16.58
3.	Chris Corders, 1987	20-268	2	13.40


TOUCHDOWN RECEPTIONS

Senior	
Rk.	Name, Year
1.	Torry Holt, 1998
2.	Jerricho Cotchery, 2003

3.	Nasrallah Worthen, 1988	7
Junior		
1.	Torry Holt, 1997	16
2.	Jarvis Williams, 2009	11
3.	Eddie Goines, 1993	10
Sophomore		
1.	Koren Robinson, 2000	13
2.	Tramain Hall, 2003	7
3.	Richard Washington, 2003	6
Freshman		
1.	David Davis, 1982	3
2.	Bryan Peterson, 1999	2
	Koren Robinson, 1999	2
	Chris Corders, 1987	2
	Donald Bowens, 2006	2
	Mustafa Greene, 2010	2

RECEPTION YARDS

Senior			
Rk.	Name, Year	Rec.	Yards
1.	Torry Holt, 1998	88	1,604
2.	Jerricho Cotchery, 2003	86	1,369
3.	Owen Spencer, 2010	60	912
Junior			
1.	Jerricho Cotchery, 2002	67	1,192
2.	Torry Holt, 1997	62	1,099
3.	Eddie Goines, 1993	48	928
Sophomore			
1.	Koren Robinson, 2000	62	1,061
2.	Tramain Hall, 2003	69	799
3.	Owen Spencer, 2008	31	691
Freshman			
1.	Koren Robinson, 1999	48	853
2.	T.A. McLendon, 2002	42	354
3.	Chris Coleman, 1996	15	284



Nasrallah Worthen

100-YARD RECEIVING GAMES

Senior	
Rk.	Name, Year
1.	Torry Holt, 1998
2.	Jerricho Cotchery, 2003
3.	Mike Guffie, 1995
	Nasrallah Worthen, 1988
Junior	
1.	Jerricho Cotchery, 2002
2.	Torry Holt, 1997
	Eddie Goines, 1993
Sophomore	
1.	Koren Robinson, 2000
2.	Tramain Hall, 2003
3.	Nasrallah Worthen, 1986
Freshman	
1.	Koren Robinson, 1999
2.	Reggie Lawrence, 1989
	Don Buckley, 1972

TOTAL OFFENSE

Senior			
Rk.	Name, Year	Rush	Pass
1.	Philip Rivers, 2003	109	4,491
2.	Shane Montgomery, 1989	-52	2,632
3.	Jamie Barnette, 1999	23	2,320
Junior			
1.	Russell Wilson, 2010	435	3,563
2.	Philip Rivers, 2002	100	3,353
3.	Jamie Barnette, 1998	-52	2,632
Sophomore			
1.	Russell Wilson, 2009	260	3,207
2.	Philip Rivers, 2001	-26	2,586
3.	Jamie Barnette, 1997	78	2,378
Freshman			
1.	Philip Rivers, 2000	-85	3,054
2.	Russell Wilson, 2008	388	1,955
3.	Jamie Barnette, 1996	63	1,594

YARDS PER PLAY

(min. 150 plays)

Senior				
Rk.	Name, Year	Yards	Plays	Yds/Play
1.	Philip Rivers, 2003	4,600	561	8.20
2.	Willie Burden, 1973	1,020	150	6.80
3.	Terry Harvey, 1995	2,091	331	6.31
Junior				
1.	Philip Rivers, 2002	3,453	475	7.27
2.	Bruce Shaw, 1972	1,763	249	7.08
3.	Shane Montgomery, 1988	1,496	214	6.99
Sophomore				
1.	Russell Wilson, 2009	3,287	481	6.8
2.	Terry Harvey, 1993	1,824	281	6.49
3.	Jamie Barnette, 1997	2,456	379	6.48
Freshman				
1.	Russell Wilson, 2008	2,343	391	5.99
2.	Philip Rivers, 2000	2,967	514	5.77
3.	Jamie Barnette, 1996	1,657	301	5.51

ALL PURPOSE YARDS

Senior					
Rk.	Name, Year	Run	Rec	KR	PR
1.	Torry Holt, 1998	102	1604	0	273
2.	Anthony Barbour, 1992	1204	166	306	0



RECORDS BY CLASS

3. Darrell Blackman, 2007 12 593 697 322 1,624
Junior

1. Ted Brown, 1977 1251 164 0 0 1,415
2. Joe McIntosh, 1981 1190 215 0 0 1,296
3. Torry Holt, 1997 6 1099 0 162 1,267

Sophomore
1. Koren Robinson, 2000 95 1061 506 218 1,880
2. Ted Brown, 1976 1088 239 0 0 1,327
3. Tramain Hall, 2003 142 799 202 160 1,303

Freshman
1. T.A. McLendon, 2002 1,102 354 0 0 1,455
2. T.J. Graham, 2008 3 251 1028 123 1,405
3. Joe McIntosh, 1981 1190 97 0 0 1,287

TOUCHDOWNS SCORED

Senior
Rk. Name, Year TD
1. Scott Smith, 1979 13
Ronald Hooks, 1974 13
Dick Christy, 1957 13

Junior
1. Torry Holt, 1997 16
2. Ted Brown, 1977 14
3. Stan Fritts, 1973 13

Sophomore
1. Koren Robinson, 2000 14
2. Ted Brown, 1976 13
3. T.A. McLendon, 2003 11

Freshman
1. T.A. McLendon, 2002 18
2. Ted Brown, 1975 13
3. Ray Robinson, 1998 10

POINTS SCORED

Senior
Rk. Name, Year Pts.
1. Josh Czajkowski, 2010 102
2. Adam Kiker, 2003 92
3. Marc Primanti, 1996 84

Junior
1. Torry Holt, 1997 98
2. Ted Brown, 1977 84
3. Mike Cofer, 1984 78
Stan Fritts, 1973 78

Sophomore
1. Stan Fritts, 1972 106
2. Koren Robinson, 2000 84
Damon Hartman, 1989 84

Freshman
1. T.A. McLendon, 2002 108
2. Ted Brown, 1975 78
3. Ray Robinson, 1998 60

TOUCHDOWN RESPONSIBILITY

Senior
Rk. Name, Game, Year Run Pass TD
1. Philip Rivers, 2003 3 34 37
2. Terry Harvey, 1995 3 16 19
Erik Kramer, 1986 5 14 19

Junior
1. Russell Wilson, 2010 9 28 37
2. Philip Rivers, 2002 10 20 30
3. Jamie Barnette, 1998 3 18 21

Sophomore
1. Russell Wilson, 2009 4 31 35

2. Jamie Barnette, 1997 3 19 22
3. Philip Rivers, 2001 2 16 18

Freshman
1. Philip Rivers, 2000 2 25 27
2. Russell Wilson, 2008 4 17 21
3. T.A. McLendon, 2002 18 0 18

FIELD GOALS MADE

Senior
Rk. Name, Year No.
1. Marc Primanti, 1996 20-20
Josh Czajkowski, 2010 20-26
2. Steve Videtich, 1994 16-18
3. Steven Hauschka, 2007 16-18

Junior
1. Mike Cofer, 1984 18-23
2. Gerald Warren, 1967 17-22
3. John Deraney, 2005 15-20

Sophomore
1. Damon Hartman, 1989 19-28
2. Nathan Ritter, 1978 17-19
3. Josh Czajkowski, 2008 16-19

Freshman
1. Damon Hartman, 1988 8-13
Mike Cofer, 1982 8-14

PAT PERCENTAGE

Senior
Rk. Name, Year Md.-At. Pct.
1. Chris Hensler, 1997 39-39 1.000
Marc Primanti, 1996 24-24 1.000
Danny Deskevich, 1998 29-29 1.000
Jay Sherrill, 1977 28-28 1.000
Harold Deters, 1966 19-19 1.000

Junior
1. John Deraney, 2005 28-28 1.000
Gerald Warren, 1967 19-19 1.000
Josh Czajkowski, 2009 44-44 1.000

Sophomore
1. Steve Videtich, 1992 38-38 1.000
John Deraney, 2004 29-29 1.000
3. Damon Hartman, 1989 27-28 .964

Freshman
1. Damon Hartman, 1988 27-27 1.000
2. Bryan Carter, 1982 4-5 .800

PATs

Senior
Rk. Name, Year Att. Md.
1. Adam Kiker, 2003 59 56
2. Josh Czajkowski, 2010 43 42
3. Chris Hensler, 1997 39 39

Junior
1. Ron Sewell, 1973 48 41
2. Josh Czajkowski, 2009 44 44
3. Austin Herbert, 2002 43 38

Sophomore
1. Ron Sewell, 1972 40 42
2. Steve Videtich, 1992 38 38
3. Josh Czajkowski, 2008 34 33

Freshman
1. Damon Hartman, 1988 27 27
2. Mike Cofer, 1982 22 18

KICKOFF RETURN YARDAGE

Senior
Rk. Name, Year Att. Avg. Yards
1. Bobby Hall, 1968 29 24.9 721
2. Darrell Blackman, 2007 30 23.2 697
3. Gary Rowe, 1966 20 25.3 505

Junior
1. Ralph Stringer, 1975 27 25.0 676
2. T.J. Graham, 2010 29 19.5 565
3. Darrell Blackman, 2006 19 28.9 549

Sophomore
1. Ronald Hooks, 1972 27 22.8 615
2. Darrell Blackman, 2005 20 29.1 582
3. T.J. Graham, 2009 23 25.0 574

Freshman
1. T.J. Graham, 2008 41 25.1 1,028
2. Chris Williams, 1987 33 21.1 695
3. Ledel George, 1990 22 21.8 480

KICKOFF RETURN AVERAGE

(min. 10 returns)

Senior
Rk. Name, Year Att. Avg. Yards
1. Ralph Stringer, 1977 19 488 25.7
2. Gary Rowe, 1966 20 505 25.3

Junior
1. Darrell Blackman, 2006 19 549 28.9
2. Anthony Barbour, 1991 13 361 27.8
3. Ed Mooney, 1949 12 327 27.3

Sophomore
1. George Marinkov, 1954 13 459 35.3
2. Lamont Reid, 2002 14 424 30.3
3. Darrell Blackman, 2005 20 582 29.1

Freshman
1. Rahshon Spikes, 1996 12 318 26.5
2. Ralph Stringer, 1973 11 281 25.5
3. Alvis Whitted, 1994 18 452 25.1
T.J. Graham, 2008 41 1,028 25.1

PUNT RETURN YARDAGE

Senior
Rk. Name, Year Att. Avg. Yards
1. Fred Combs, 1967 24 18.1 434
2. Darrell Blackman, 2007 26 12.4 322
3. Torry Holt, 1998 20 13.6 273

Junior
1. Mike Sultz, 1972 18 13.3 239
2. Ledel George, 1992 21 11.3 238
3. Louie Meadows, 1981 17 13.0 222

Sophomore
1. Koren Robinson, 2000 20 25.3 506
2. Ledel George, 1991 40 8.2 328
3. Jack Whitley, 1968 21 14.8 311

Freshman
1. Ledel George, 1990 22 21.8 480
2. Troy Russell, 1986 19 22.8 434

PUNT RETURN AVERAGE

(min. 10 returns)

Senior
Rk. Name, Year Att. Avg. Yards
1. Fred Combs, 1967 24 434 18.1
2. Torry Holt, 1998 20 273 13.6
3. Joe Scarpati, 1963 15 198 13.2

Junior
1. Alex Webster, 1951 11 195 17.7

RECORDS BY CLASS

2. Torry Holt, 1997	12	162	13.5
3. Mike Stultz, 1972	18	239	13.3
<i>Sophomore</i>			
1. Alex Webster, 1950	14	276	19.7
2. Koren Robinson, 2000	14	218	15.6
3. Jack Whitley, 1968	21	311	14.8
<i>Freshman</i>			
1. Darrell Blackman, 2004	12	214	17.8
2. Ledel George, 1990	39	428	11.0
3. Tony Scott, 1996	17	165	9.7

2. Vaughan Johnson, 1982	167
3. Levar Fisher, 2000	166
<i>Sophomore</i>	
1. James Walker, 1993	139
2. Brian Williams, 1999	131
3. Andre Maddox, 2002	126
<i>Freshman</i>	
1. Dantonio Burnette, 1999	123
2. Clayton Henry, 1987	102

<i>Junior</i>	
1. Mario Williams, 2005	14-75
2. Pat Thomas, 2003	8-53
3. Frank Bush, 1983	8-81
<i>Sophomore</i>	
1. Carl Reeves, 1992	10.5-111
2. Brian Jamison, 1999	6.5-52
Mario Williams, 2004	6-49
Willie Young, 2008	6-36
<i>Freshman</i>	
1. Tyler Lawrence, 1990	7-53
2. Edrick Smith, 1998	6-39
Oliver Hoyte, 2002	6-40

TACKLES FOR LOSS

<i>Senior</i>	
Rk. Name, Year	No.-Yds
1. Manny Lawson, 2005	21-113
Tyler Lawrence, 1993	21-91
3. Nate Irving, 2010	20.5-77
<i>Junior</i>	
1. Mario Williams, 2005	27.5-101
2. Stephen Tulloch, 2005	20.5-67
3. Clayton White, 1999	16-46
<i>Sophomore</i>	
1. Carl Reeves, 1992	20-135
2. Simon Gupton, 1977	16-72
Willie Young, 2007	16-69
<i>Freshman</i>	
1. John McCargo, 2003	14-40
2. Mario Williams, 2003	13-44
3. Edrick Smith, 1998	11-56
Jesse Campbell, 1988	11-53

SACKS

<i>Senior</i>	
Rk. Name, Year	No.
1. Manny Lawson, 2005	11-83
Tyler Lawrence, 1993	11-73
3. Mike Jones, 1990	10-55

PASSES BROKEN UP

<i>Senior</i>	
Rk. Name, Year	No.
1. Marcus Hudson, 2005	20
2. Donnie LeGrande, 1981	19
3. Tony Scott, 1999	18
Joe Johnson, 1990	18
<i>Junior</i>	
1. Lloyd Harrison, 1998	23
2. Michael Brooks, 1987	14
3. Mike Reid, 1992	13
Joe Johnson, 1989	13
DaJuan Morgan, 2007	13
<i>Sophomore</i>	
1. Tony Scott, 1997	18
2. Mike Reid, 1991	14
<i>Freshman</i>	
1. Jesse Campbell, 1988	11
2. Joe Johnson, 1987	



Lamont Reid

INTERCEPTIONS

<i>Senior</i>					
Rk.	Name, Year	Yds.	Avg.	TD	Int.
1.	Art Rooney, 1938	NA	NA	NA	8
2.	Tony Golmont, 1965	86	12.3	0	7
3.	Derrick Taylor, 1986	164	27.3	1	6
<i>Junior</i>					
1.	Art Rooney, 1937	NA	NA	NA	8
2.	Lloyd Harrison, 1998	51	7.3	0	7
	Eric Williams, 1981	107	13.3	0	7
	Mike Devine, 1973	49	7.0	0	7
	Van Walker, 1970	91	13.0	0	7
<i>Sophomore</i>					
1.	Jack Whitley, 1968	116	19.3	1	6
	Jim O'Rourke, 1949	126	21.0	0	6
<i>Freshman</i>					
1.	Jesse Campbell, 1988	71	14.2	1	5

TACKLES

<i>Senior</i>		
Rk.	Name, Year	Tkl
1.	Bill Cowher, 1978	195
2.	Robert Abraham, 1981	183
3.	David Merritt, 1992	167
<i>Junior</i>		
1.	Bill Cowher, 1977	176



Marcus Hudson



SINGLE SEASON TEAM BESTS

WINNING PERCENTAGE

	(min. 6 games)	
1. 1907	.929	6-0-1
2. 1927	.900	9-1-0
3. 1913	.857	6-1-0
	1909	.857 6-1-0
	1908	.857 6-1-0
6. 1967	.818	9-2-0
7. 1957	.800	7-1-2
8. 1974	.792	9-2-1
9. 2002	.786	11-3-0
10. 1944	.778	7-2-0
	1919	.778 7-2-0
12. 1994	.750	9-3-0
	1991	.750 9-3-0
	1978	.750 9-3-0
	1973	.750 9-3-0

WINS

1. 2002	11-3-0
2. 2010	9-4-0
	1994 9-3-0
	1992 9-3-1
	1991 9-3-0
	1978 9-3-0
	1974 9-2-1
	1973 9-3-0
	1967 9-2-0
	1927 9-1-0
11. 2003	8-5-0
	2000 8-4-0
	1988 8-3-1
	1986 8-3-1
	1977 8-4-0
	1972 8-3-1
	1963 8-3-0
	1946 8-3-0

RUSHING ATTEMPTS

1. 1979	672
2. 1978	667
3. 1977	618
4. 1972	604
5. 1973	603
6. 1974	592
7. 1975	583
8. 1976	575
9. 1980	574
10. 1968	566

RUSHING YARDS

1. 1973	2,995
2. 1977	2,754
3. 1974	2,713
4. 1976	2,553
5. 1979	2,496
6. 1972	2,472
7. 1978	2,471
8. 1992	2,464
9. 1975	2,397
10. 1980	2,376

RUSHING YARDS PER GAME

1. 1973	272.3
2. 1977	250.4
3. 1974	246.6
4. 1976	232.1
5. 1979	226.9
6. 1972	224.7
7. 1978	224.6
8. 1975	217.9
9. 1980	216.0
10. 1981	211.2

PASS COMPLETIONS

1. 2003	357
2. 2010	319
3. 2007	281
4. 2002	273
5. 2009	248
	2001 248
7. 2000	242
8. 1989	234
9. 1985	213
10. 1998	210
11. 2008	197
12. 1983	196
	2006 196

PASS ATTEMPTS

1. 2010	545
2. 2007	502
3. 2003	496
4. 2000	455
5. 2002	447
6. 1989	433
7. 2009	432
8. 1998	405
9. 2008	392
10. 2001	385
	1985 385
12. 2006	379
13. 1999	358
14. 1993	349

PASSING YARDS

1. 2003	4,580
2. 2010	3,655
3. 2002	3,468
4. 1998	3,401
5. 2009	3,275
6. 2000	3,218
7. 2007	2,948
8. 1985	2,845
9. 1989	2,798
10. 2001	2,712
11. 2008	2,678
12. 1993	2,672
13. 1999	2,537
14. 1995	2,467

PASSING YARDS PER GAME

1. 2003	352.3
2. 1998	309.2
3. 2000	292.5
4. 2010	281.2
5. 2009	272.9
6. 1985	258.6
7. 1989	254.4
8. 2002	247.7
9. 2001	246.5
10. 2007	245.7
11. 1993	242.9
12. 1995	224.3
13. 1997	222.5

COMPLETION PERCENTAGE

1. 2003	.720
2. 2001	.644
3. 1992	.614
4. 2002	.611
5. 1974	.613
6. 1983	.590
7. 2009	.589
8. 2010	.585
9. 1994	.575
10. 1997	.568
11. 1960	.565
12. 2007	.560
13. 1993	.559

TOTAL YARDS

1. 2010	1,006
2. 2002	969
3. 2003	888
4. 1989	880
5. 2007	857
6. 1972	846
7. 1992	845
8. 2009	840
9. 1983	837
10. 2008	834
11. 1980	831
12. 1977	828
13. 1978	822

YARDS PER PLAY

1. 2003	6.6
2. 1998	6.0
3. 1993	5.8
4. 1997	5.7
	1974 5.7
	2002 5.7
7. 2009	5.6
	1992 5.6
	1972 5.6
10. 1994	5.5
	1973 5.5

TOTAL YARDS

1. 2003	5,891
2. 2002	5,485
3. 2010	5,258
4. 1998	4,871

5. 1972	4,758
6. 1992	4,737
7. 2009	4,726
8. 1973	4,509
9. 1974	4,467
10. 1989	4,444
11. 1997	4,414
12. 1993	4,368

YARDS PER GAME

1. 2003	453.2
2. 1998	442.8
3. 1972	432.5
4. 1973	409.9
5. 1974	406.1
6. 2010	404.5
7. 1989	404.4
8. 1997	401.3
9. 1993	397.1
10. 2000	396.2
11. 1992	394.7

POINTS

1. 2003	489
2. 2002	460
3. 2010	414
4. 1972	409
5. 1973	396
6. 2009	364
7. 1998	343
8. 2000	341
9. 1992	335
10. 1986	328
11. 1997	325
12. 1974	317

POINTS PER GAME

1. 2003	37.6
2. 1972	34.1
3. 1973	33.0
4. 2002	32.8
5. 2010	31.8
6. 2000	31.0
7. 2009	30.3
8. 1997	29.5
9. 1974	26.4
10. 1998	28.5
11. 2001	27.3
	1986 27.3

PUNT RETURN AVERAGE

1. 1967	16.2
2. 1968	14.1
3. 2000	13.5
4. 1971	13.4
5. 2007	13.2
6. 1961	12.7
7. 1998	12.5
8. 1962	12.4
9. 1997	11.2
10. 1958	11.1
	1970 11.1



NC STATE WOLFPACK FOOTBALL

SINGLE SEASON TEAM BESTS

WOLFPACK RECORDS

KICKOFF RETURN AVERAGE

1. 1957	27.2
2. 2002	24.9
3. 1991	23.9
4. 1975	23.8
5. 2004	23.4
6. 2008	23.1
7. 1968	23.0
1960	23.0
9. 2000	22.9
1953	22.9
11. 1954	22.5

FIRST DOWNS

1. 2003	311
2. 2010	303
3. 2002	281
4. 2009	266
5. 1972	257
6. 1992	253
7. 1989	252
8. 1974	242
9. 1993	234
10. 1998	231
1977	231
12. 1973	230

TURNOVERS

1. 2001	13
2. 2003	19
3. 2000	20
4. 2010	22
5. 2006	23
6. 1999	24
2002	24
2005	24
9. 2009	25
10. 1984	26
11. 1963	26
1961	26

OPPONENT LOWS / NC STATE DEFENSIVE BESTS

TOTAL PLAYS

1. 1948	489
2. 1959	575
3. 1958	611
4. 1962	615
5. 1957	622
6. 1955	630
7. 1966	637
8. 1960	642
9. 1963	647
10. 1964	660

TOTAL OFFENSE

1. 1947	1,518
2. 1957	2,364
3. 2004	2,435
4. 1960	2,517
5. 1965	2,545
6. 1959	2,562
7. 1962	2,672
8. 1958	2,692
9. 1963	2,693
10. 1961	2,712

YARDS PER GAME

1. 1946	161.4
2. 2004	221.4
3. 1957	236.4
4. 1960	251.7
5. 1965	254.5
6. 1967	255.4
7. 1959	256.2
8. 1988	264.3
9. 1962	267.2
10. 1958	269.2

YARDS PER PLAY

1. 1962	2.3
2. 2004	3.5
3. 1965	3.7
1988	3.7
5. 1990	3.9
6. 1957	3.8
7. 1960	3.9
8. 1969	4.0
9. 1961	4.1
1967	4.1

RUSHING ATTEMPTS

1. 2001	355
2. 1946	358
3. 1991	381
4. 1994	408
5. 1997	409
6. 1962	421
7. 1959	422
8. 2009	425
9. 1966	426
10. 1965	426
11. 2004	429

RUSHING YARDS

1. 1946	946
2. 1988	1,140
3. 1990	1,206
4. 2001	1,228
5. 1965	1,254
6. 2004	1,309
7. 1991	1,349
8. 1962	1,408
9. 1966	1,409
10. 1997	1,432

RUSHING YARDS PER GAME

1. 1988	103.6
2. 2005	107.2
3. 1990	109.6
4. 2001	111.6
5. 2004	119.0
6. 1991	122.6
7. 1965	125.4
8. 1967	128.1
9. 1997	130.2
10. 1994	135.7

YARDS PER RUSH

1. 1988	2.5
2. 2004	2.6
3. 1990	2.8
2005	2.8
5. 1967	3.1
6. 1989	3.2
1956	3.2
8. 2002	3.3
1969	3.3
1966	3.3
1962	3.3

PASS ATTEMPTS

1. 1947	86
2. 1956	95
3. 1959	133
4. 1954	138
5. 1955	138
6. 1957	140
7. 1958	142
8. 1961	143
9. 1975	144
10. 1960	156

PASS COMPLETIONS

1. 1947	39
2. 1956	44
3. 1955	57
4. 1957	61
5. 1959	62
6. 1975	64
7. 1954	66
8. 1961	69
9. 1960	70
10. 1958	77

PASSING YARDS

1. 1947	354
2. 1956	530
3. 1975	775
4. 1961	784
5. 1960	802
6. 1954	836
7. 1957	838
8. 1955	908
9. 1963	923
10. 1959	980

COMPLETION PERCENTAGE

1. 1955	.413
2. 2004	.434
3. 1957	.436
1978	.436
5. 1977	.439
6. 1979	.443
7. 1975	.444
8. 1960	.448
9. 1965	.449
10. 1970	.462

INTERCEPTIONS

1. 1965	23
1948	23
3. 1988	21
4. 1978	20
5. 1998	19
1981	19
7. 1992	18
1991	18
1983	18
2008	18
11. 1990	17

POINTS PER GAME

1. 1932	3.2
2. 1947	6.3
3. 1957	6.7
4. 1933	6.9
5. 1944	7.0
6. 1935	7.6
1936	7.6
8. 1938	9.1
9. 1945	9.2
10. 1963	9.7

TURNOVERS FORCES

1. 1977	65
2. 1970	59
3. 1971	54
4. 1988	52
5. 1989	50
6. 1987	49
1984	49
8. 1978	48
9. 1986	46
10. 1974	45

BOLD FACE indicates team coached by Tom O'Brien



NC STATE WOLFPACK FOOTBALL

SINGLE GAME TEAM BESTS

RUSH ATTEMPTS

Rk	Mark	Opponent	Year
1.	80	vs. East Carolina	1980
2.	78	vs. Virginia	1979
3.	77	vs. UNC	1978
4.	72	vs. W. Carolina	1990
	72	vs. Virginia	1978
	72	vs. West Virginia	1979
7.	71	vs. Duke	1979
	71	vs. Maryland	1979
	71	vs. Duke	1980

RUSHING YARDS

1.	409	vs. Clemson	1975
2.	400	vs. W. Carolina	1990
3.	394	vs. Wake Forest	1981
4.	388	vs. Clemson	1976
5.	376	vs. Maryland	1987
6.	372	vs. Duke	1979
7.	362	vs. App. State	1980
8.	360	vs. Texas Tech	1992
9.	347	vs. Richmond	1981
10.	345	vs. So. Carolina	1982

RUSHING TOUCHDOWNS

1.	7	vs. W. Carolina	1990
2.	6	vs. Texas Tech	2002
	6	vs. ETSU	1988
	6	vs. W. Carolina	1988
	6	vs. W&M	1980
	6	vs. Clemson	1975
	6	vs. Wake Forest	1973
	6	vs. So. Carolina	1973
	6	vs. East Carolina	1973
	6	vs. Clemson	1972
	6	vs. So. Carolina	1972

PASS ATTEMPTS

1.	73	vs. Duke	1989
2.	62	vs. Maryland	2010
3.	57	vs. Arkansas State	2000
4.	56	vs. BC	2010
	56	vs. Clemson	1989
	56	vs. WFU	2007
7.	55	vs. BC	2009
8.	54	vs. Maryland	1988
	54	vs. Maryland	1986
	54	vs. Clemson	1995
	54	vs. BC	2007
12.	53	vs. Wake Forest	2006
13.	52	vs. Indiana	2000
	52	vs. Ohio State	2003
	52	vs. ECU	2010

PASS COMPLETIONS

1.	41	vs. BC	2010
1.	38	vs. Wake Forest	2003
	38	vs. Kansas	2003
3.	37	vs. Duke	1989

4.	36	vs. Ohio State	2003
5.	34	vs. W. Carolina	2003
6.	33	vs. Maryland	1988
7.	32	vs. Duke	2000
8.	31	vs. Indiana	2000
	31	vs. Texas Tech	1993
	31	vs. UNC	1983
	31	vs. Georgia Tech	2003
	31	vs. BC	2009
	31	vs. Maryland	2010

PASSING YARDS

1.	535	vs. Duke	1989
2.	481	vs. Kansas	2003
3.	469	vs. Baylor	1998
4.	468	vs. Duke	1987
5.	433	vs. Wake Forest	2003
6.	423	vs. UNC	2003
7.	422	vs. Florida State	2003
8.	413	vs. Duke	2000
9.	410	vs. Virginia	2003
10.	403	vs. W. Carolina	2003

PASSING TOUCHDOWNS

1.	5	vs. FSU	2009
	5	vs. Kansas	2003
	5	vs. Navy	2002
	5	vs. Duke	2001
	5	vs. Clemson	2001
	5	vs. Indiana	2001
	5	vs. Indiana	2000
	5	vs. Florida State	1997
	5	vs. Wake Forest	1995
10.	4	vs. W. Carolina	2010
	4	vs. Murray State	2009
	4	vs. Gard. Webb	2009
	4	vs. Pittsburgh	2009
	4	vs. UNC	2009
	4	vs. Florida State	2003
	4	vs. Virginia	2003
	4	vs. Ohio State	2003
	4	vs. W. Carolina	2003
	4	vs. UMass.	2002
	4	vs. Clemson	1999
	4	vs. Clemson	1998
	4	vs. Texas Tech	1993
	4	vs. Miami	2004
	4	vs. ECU	2005

COMPLETION PERCENTAGE

	(min. 10 att.)		
1.	.960	(24-25) Georgia Tech	1993
2.	.884	(23-26) UNC	1992
3.	.872	(34-39) WCU	2003
4.	.846	(22-26) Clemson	1990
5.	.833	(25-30) Wake Forest	1995
6.	.829	(29-35) Virginia	2003
7.	.826	(38-46) Kansas	2003
8.	.818	(18-22) Texas Tech	2003
9.	.818	(8-11) Miss. So.	1960

10.	.813	(26-32) Ohio	2001
11.	.809	(17-21) Maryland	1994
12.	.800	(16-20) Duke	1997
13.	.789	(15-19) Georgia Tech	1984
14.	.782	(18-23) Virginia	1994
15.	.776	(38-49) Wake Forest	2003

TOTAL PLAYS

1.	98	vs. Maryland	2010
2.	95	vs. The Citadel	1983
3.	93	vs. Texas Tech	1993
	93	vs. West Virginia	1979
5.	92	vs. Arkansas State	2000
	92	vs. Florida State	1997
7.	91	vs. ECU	2010
	91	vs. Duke	1989
9.	90	vs. Marshall	1991
	90	vs. Duke	1987
	90	vs. UNC	1978
	90	vs. Wake Forest	1976

TOTAL OFFENSE

1.	653	vs. Kansas	2003
2.	638	vs. Wake Forest	1973
3.	616	vs. West Virginia	1972
4.	615	vs. UNC	2003
5.	605	vs. Duke	1987
6.	592	vs. W. Carolina	1990
7.	586	vs. Wake Forest	1995
8.	585	vs. Texas Tech	1993
9.	577	vs. UNC	2004
10.	573	vs. Wake Forest	1978

FIRST DOWNS

1.	38	vs. S. Carolina	1961
2.	35	vs. The Citadel	1983
3.	34	vs. Kansas	2003
4.	33	vs. W. Carolina	2003
	33	vs. Maryland	1994
	33	vs. Texas Tech	1993
	33	vs. Wake Forest	1973
8.	32	vs. Maryland	2010
9.	31	vs. Maryland	2009
	31	vs. Miami	1998
	31	vs. Maryland	1993
	31	vs. Wake Forest	1986

TIME OF POSSESSION

	(BACK TO 1974)		
1.	40:52	vs. Clemson	1987
2.	40:26	vs. Florida State	2002
3.	39:56	vs. Maryland	1983
4.	39:16	vs. Wake Forest	1977
5.	38:57	vs. Duke	1997
6.	38:53	vs. W. Carolina	1990
7.	38:49	vs. Wake Forest	1991
8.	38:41	vs. Maryland	1991
9.	38:32	vs. The Citadel	1983
10.	38:21	vs. Wake Forest	1993

THIRD DOWN CONVERSIONS

	(min. 10 att.- Back to 1984)		
1.	.800	(8-10) WCU	2003
2.	.769	(10-13) WCU	1986
3.	.733	(11-15) MTen. St.	1989
4.	.706	(12-17) Wake Forest	1995
	.706	(12-17) WCU	1990
6.	.700	(14-20) Georgia Tech	1989
7.	.688	(11-16) Duke	1997
8.	.667	(12-18) FSU	2010
	.667	(10-15) New Mexico	2002
10.	.647	(11-17) Clemson	2003
	.647	(11-17) Maryland	1998
	.647	(11-17) Syracuse	1997

TOTAL TOUCHDOWNS

1.	15	vs. Hampton	1919
2.	9	vs. Navy	2002
	9	vs. W. Carolina	1990
	9	vs. Duke	1992
	9	vs. Murray St.	2009
6.	8	vs. App. State	1990
	8	vs. Kansas	2003
	8	vs. W. Carolina	2003
	8	vs. UMass.	2002
	8	vs. Duke	2001
	8	vs. S. Carolina	1973
	8	vs. East Carolina	1973

RUSHING TOUCHDOWNS

1.	7	vs. W. Carolina	1990
2.	6	vs. Clemson	1972
	6	vs. W&M	1980
	6	vs. W. Carolina	1988
	6	vs. ETSU	1988
6.	6	vs. Texas Tech	2002
7.	5	6x (last vs. Duke, 1997)	

PUNTS

1.	13	vs. UNC	1982
	13	vs. Maryland	1950
3.	12	vs. Penn State	1978
	12	vs. S. Carolina	1987
5.	11	vs. Miami	1981
6.	10	vs. UCF	2010
	10	vs. Maryland	1978
	10	vs. Miami	1982
	10	vs. Georgia Tech	1985
	10	vs. Pittsburgh	1985
	10	vs. Georgia Tech	1988
	10	vs. Virginia	1990
	10	vs. Virginia Tech	1991
	10	vs. Texas	1999

PUNTING YARDS

1.	536	vs. UNC	1982
2.	519	vs. S. Carolina	1987
3.	514	vs. Penn State	1978

WOLFPACK RECORDS

SINGLE GAME TEAM BESTS

4.	439	vs. Texas	1999
5.	423	vs. Florida State	2004
6.	418	vs. Virginia Tech	1991
7.	415	vs. Connecticut	2003
8.	417	vs. Miami	1981
9.	411	vs. UNC	1970
10.	408	vs. Duke	1970

TOTAL TURNOVERS

1.	8	vs. SMU	1968
2.	7	vs. Clemson	1995
7	vs. Louisville	1994	
7	vs. Penn State	1982	
7	vs. Maryland	1981	
7	vs. Wake Forest	1978	
7	vs. Mich. St.	1975	
7	vs. Florida	1970	
7	vs. Kentucky	1970	
7	vs. Florida State	1968	
7	vs. BC	2007	

PENALTIES

1.	14	vs. Ohio State	2004
	14	vs. Clemson	1999
3.	13	vs. Clemson	1982
4.	12	vs. Virginia Tech	2005
	12	vs. Florida State	2002
	12	vs. Clemson	2001
	12	vs. Duke	2000
12	vs. Pittsburgh	2009	
9.	11	10x (last vs. USF, 2008)	

PENALTY YARDS

1.	121	vs. Ohio State	2004
	121	vs. Clemson	1999
3.	120	vs. The Citadel	1983
4.	118	vs. Clemson	2001
	118	vs. East Carolina	1970
6.	117	vs. UNC	1962
7.	115	vs. Wake Forest	1974
8.	109	vs. Wake Forest	1963
	109 vs. Wofford	2007	
10.	105	vs. Virginia Tech	2005
	105	vs. Georgia Tech	2003

PUNT RETURN YARDS

1.	134	vs. Texas	1999
2.	126	vs. Florida State	2004
3.	123	vs. App. St.	1990
4.	114	vs. East Carolina	1981
5.	110	vs. East Carolina	1970
6.	108	vs. East Carolina	2004
7.	103	vs. Virginia	1990
8.	99	vs. App. St.	1992
9.	94	vs. UNC	1972
10.	92	vs. Virginia	1982

KICKOFF RETURN YARDS

1.	314	vs. Mid. Tenn. St.	2005
2.	274 vs. USF	2008	
3.	256 vs. BC	2008	
4.	224 vs. Duke	2009	

5.	219	vs. ECU	1996
6.	216	vs. Pittsburgh	2001
7.	204	vs. Florida State	1996
8.	194 vs. BC	2009	
9.	181	vs. Clemson	1996
10.	180	vs. ECU	1977
11.	178	vs. S. Carolina	1973
12.	177	vs. ECU	1972

MOST POINTS BY NC STATE

NCS		Opp		
Pts	Pts	Opponent	Date	
1.	100	0	Hampton Roads	1919
2.	90	7	Wofford	1920
3.	81	0	W&M	1920
4.	80	0	Guilford	1919
5.	78	0	Roanoke	1919
6.	76	0	Wake Forest	1908
7.	67	0	W.Carolina	1990
8.	65	7	Murray State	2009
9.	61	5	Georgetown	1916
10.	59	20	W. Carolina	2003
11.	59	20	W. Carolina	2003
12.	59	0	Guilford	1904

MOST PTS BY NC STATE - ACC GAME

1.	56	35	@ S. Carolina	1973
2.	55	31	@ Duke	2001
3.	52	23	@ WFU	1995
4.	52	13	Wake Forest	1973

5.	51	37	Virginia	2003
6.	51	0	Wake Forest	1914

MOST POINTS BY NC STATE - HOME

1.	100	0	Hampton Roads	1919
2.	90	7	Wofford	1920
3.	81	0	W&M	1920
4.	80	0	Guilford	1919
5.	78	0	Roanoke	1919
6.	76	0	Wake Forest	1908
7.	67	0	W. Carolina	1990
8.	65	7	Murray State	2009
9.	61	5	Georgetown	1916
10.	59	20	W. Carolina	2003
12.	59	0	Guilford	1904
12.	57	0	Elon	1928

MOST POINTS BY NC STATE - ROAD

1.	65	19	@ Navy	2002
2.	56	26	Kansas (Tang.)	2003
3.	56	35	@ S. Carolina	1973
4.	55	31	@ Duke	2001
5.	53	0	@ Richmond	1903
6.	52	23	@ WFU	1995
7.	51	48	@ TexTech (OT)	2002

MOST POINTS BY OPPONENT

1.	128	0	@ GT	1918
2.	77	17	@ FSU	1995
3.	62	3	@ FSU	1993
4.	62	14	@ Virginia	1996
5.	61	5	Georgetown	1916
6.	61	0	West Virginia	1953
7.	59	21	@ GT	1986
8.	58	14	Florida State	2000
9.	57	0	Duke	1952
10.	55	6	Duke	1941

MOST PTS BY OPPONENT - ACC GAME

1.	77	17	@ FSU	1995
2.	62	3	@ FSU	1993
3.	62	14	@ Virginia	1996
4.	59	21	@ GT	1986
5.	58	14	Florida State	2000
6.	52	20	@ UNC	1996
7.	51	17	Florida State	1996
8.	50	44	@ FSU (2OT)	2003

BOLD FACE indicates team coached by Tom O'Brien



Brian Clark



SINGLE GAME OPPONENT BESTS

RUSH ATTEMPTS

Rk	Mark	Opponent	Year
1.	81	by UNC	1971
2.	78	by UNC	1970
3.	77	by Michigan St.	1975
4.	75	by Ohio	1998
5.	72	by Nebraska	1973
6.	71	by UNC	1987
	71	by UNC	1977
	71	by Wake Forest	1971
10.	70	by Georgia	1972

RUSHING YARDS

1.	429	by Michigan St.	1975
2.	410	by East Carolina	1996
3.	407	by Auburn	1979
4.	402	by Wake Forest	1971
5.	378	by S. Carolina	1975
6.	374	by Purdue	1996
7.	370	by Ga Tech	1986
8.	367	by Duke	1975
9.	361	by Ohio	1998
10.	360	by Michigan St.	1966

RUSHING TOUCHDOWNS

1.	6	by Ohio State	2003
	6	by Florida State	2003
	6	by Penn State	1982
	6	by Auburn	1979
5.	5	by Florida State	2000
	5	by S. Carolina	1987
	5	by Clemson	1985
	5	by Maryland	1984
	5	by Clemson	1984
	5	by Virginia	1984
	5	by Clemson	1982
	5	by S. Carolina	1973
	5	by Duke	1971
	5	by Boston Coll.	2009
	5	by Florida State	2009

PASS ATTEMPTS

1.	68	by Wake Forest	1995
2.	64	by Texas Tech	2003
3.	62	by Duke	1987
4.	58	by Wake Forest	1986
	58	by Wake Forest	1996
6.	57	by Maryland	1992
7.	56	by Duke	1988
8.	55	by Virginia	2003
9.	54	by Clemson	1987
	54	by Duke	2001
11.	53	by UNC	2003
	53	by Florida	1970
	53	by Georgia Tech	2005
	53	by East Carolina	2007
	53	by East Carolina	2010

PASS COMPLETIONS

1.	50	by Wake Forest	1995
2.	41	by Virginia	2003
3.	40	by Duke	2009
4.	39	by Texas Tech	2003

5.	37	by Duke	2008
	37	by East Carolina	2010
7.	36	by Florida State	1995
8.	35	by Wake Forest	1986
9.	34	by Boston Coll.	2008
10.	33	by Duke	1988
	33	by Duke	1987
	33	by UNC	2010
	33	by Maryland	2010

PASSING YARDS

1.	586	by Texas Tech	2003
2.	545	by Wake Forest	1995
3.	469	by UNC	2003
4.	466	by Florida State	1995
5.	463	by Florida State	1997
6.	459	by Duke	2009
7.	458	by Duke	1987
8.	442	by Duke	1983
9.	429	by Wake Forest	1986
10.	428	by Boston Coll.	2008

PASSING TOUCHDOWNS

1.	7	by Florida State	1995
2.	5	by Duke	2009
	5	by Miami	2004
	5	by Florida State	1997
	5	by Maryland	1994
	5	by Florida State	1993
7.	4	Eleven times	

PASSES HAD INTERCEPTED

1.	7	by Iowa	1965
2.	6	by Florida State	1998
3.	5	by Virginia Tech	1991
	5	by Duke	1990
	5	by The Citadel	1985
	5	by Wake Forest	1978
	5	by Maryland	1965
8.	4	Fourteen times	

TOTAL PLAYS

1.	105	by Maryland	1992
2.	98	by Duke	2001
3.	97	by UNC	1971
4.	95	by Clemson	2000
	95	by Virginia	1987
6.	93	by Nebraska	1973
7.	92	by Florida State	1993
8.	91	by Virginia	1992
	91	by Georgia Tech	2005
10.	90	by Wake Forest	1986
	90	by W. Carolina	1986
	90	by Virginia Tech	1986
	90	by Texas Tech	2002

TOTAL OFFENSE

1.	745	by Florida State	1995
2.	681	by Texas Tech	2003
3.	640	by East Carolina	1996
4.	608	by Clemson	2007
5.	594	by Miami	1998
6.	592	by Pittsburgh	1987

7.	590	by Maryland	1984
8.	578	by Boston Coll.	2008
9.	567	by Clemson	2001
10.	565	by Ga. Tech	1986

PUNTS

1.	12	by W. Carolina	1990
2.	11	by So. Miss	2005
	11	by Maryland	2004
	11	by Florida State	2004
	11	by East Carolina	2004
	11	by Wake Forest	1994
7.	10	Nine times	

PUNTING YARDS

1.	497	by Maryland	2004
2.	474	by So. Miss	2005
3.	467	by Pittsburgh	1985
4.	461	by Florida State	2004
5.	436	by UNC	1990
6.	434	by Marshall	1991
7.	428	by Wake Forest	1994
8.	425	by East Carolina	2004
9.	423	by Virginia	1985
10.	422	by UNC	1991

KICKOFF RETURNS

Rk	Mark	Opponent	Year
1.	9	by WCU	2010
	9	by Boston Coll.	2010
	9	by Kansas	2003
	9	by Navy	2002
	9	by Clemson	1998
	9	by Maryland	1994
7.	8	Twelve times	

KICKOFF RETURN YARDS

1.	276	by Duke	1992
2.	258	by UCF	2010
3.	242	by Wake Forest	1973
4.	219	by Murray St.	2009
5.	215	by Maryland	2009
6.	211	by Virginia Tech	2010
7.	210	by Kansas	2003
8.	203	by Maryland	1994
9.	191	by Navy	2002
10.	184	by W. Carolina	2003

INTERCEPTIONS

1.	7	by Florida	1970
2.	6	by Clemson	1995
	6	by Wake Forest	1984
4.	5	by Clemson	2004
	5	by Miami	1998
	5	by Duke	1989
	5	by S. Carolina	1983
	5	by SMU	1968
	5	by Boston Coll.	2007
10.	4	Eight times	

SINGLE GAME OPPONENT BESTS

INTERCEPTION RETURN YARDS

1. 168 by N. Carolina 2007
2. 124 by Clemson 1995
3. 114 by Duke 1989
- 114 by S. Carolina 1988
5. 97 by Florida State 1999
- 97 by Maryland 2009
7. 95 by Georgia Tech 1989
- 95 by Arizona 1989
9. 94 by Florida State 1993
- 94 by Clemson 1978

TURNOVERS

1. 7 by S. Carolina 1983
- 7 by Duke 1979
- 7 by East Carolina 1978
- 7 by S. Carolina 1970
- 7 by Maryland 1970
- 7 by Maryland 1965
- 7 by Iowa 1965
8. 6 14 times

FUMBLES

1. 9 by Duke 1986
- 9 by Miami 1971
- 9 by S. Carolina 1970
4. 8 by S. Carolina 1999
- 8 by Kent State 1989
6. 7 by Maryland 1993
- 7 by East Carolina 1986
- 7 by S. Carolina 1983
9. 6 Seven times

FUMBLES LOST

1. 6 by Duke 1986
2. 5 by ETSU 1987
3. 4 Eighteen Times

PENALTIES

1. 20 by Clemson 2001
2. 16 by W. Carolina 1988
3. 15 by Maryland 1984

- 15 by Wofford 2007
5. 14 by Maryland 2005
- 14 by Ohio State 2003
- 14 by Arkansas St. 2000
- 14 by Florida State 2000
- 14 by Minnesota 2000
- 14 by Florida State 1997

PENALTY YARDS

1. 181 by Clemson 2001
- 148 by Florida State 2000
- 148 by Florida State 1997
4. 140 by Virginia Tech 1959
5. 137 by Syracuse 1972
6. 129 by Ohio State 2003
7. 125 by East Carolina 1996
8. 123 by Clemson 1999
- 123 by Maryland 1984
10. 122 by Miss. State 1963
- 122 by N. Carolina 2009



The 2004 Wolfpack squad led the nation in total defense



NC STATE WOLFPACK FOOTBALL

CARTER-FINLEY STADIUM RECORDS

NC STATE

<i>Individual</i>			
Category	Mark	Player, Opponent	Year
Rushes	37	Ted Brown vs. Penn State	1977
Rushing Yards	251	Ted Brown vs. Penn State	1977
Rushing Touchdowns	3	by many (last R. Wilson vs. FSU)	2010
All-Purpose Yards	279	Andre Brown vs. Southern Miss	2005
Pass Attempts	57	Philip Rivers vs. Arkansas State	2000
Pass Completions	38	Russell Wilson vs. Boston College	2010
TD Passes	4	by many (last R. Wilson vs. WCU)	2010
Passing Yards	423	Philip Rivers vs. North Carolina	2003
Receptions	15	Torry Holt vs. Wake Forest	1998
Reception Yards	217	Jerricho Cotchery vs. North Carolina	2003
TD Receptions	3	Nasrallah Worthen vs. Duke	1988
	3	Koren Robinson vs. Georgia Tech	2000
	3	Jerricho Cotchery vs. Clemson	2001
Total Offense	463	Philip Rivers vs. North Carolina	2003
Punt Return Yards	103	Darrell Blackman vs. Florida State	2004
Kickoff Return Yards	202	T.J. Graham vs. Duke	2009
Tackles	24	Bill Cowher vs. South Carolina	1977
	24	Bill Cowher vs. Clemson	1978
	24	Dantonio Burnette vs. Clemson	2001
<i>Team</i>			
Points	67	vs. Western Carolina	1990
Touchdowns	9	vs. Western Carolina	1990
	9	vs. Murray State	2009
First Downs	35	vs. The Citadel	1983
Rushes	80	vs. East Carolina	1980
Rushing Yards	407	vs. Wake Forest	1973
Rushing TDs	7	vs. Western Carolina	1990
Pass Attempts	57	vs. Arkansas State	2000
Pass Completions	41	vs. Boston College	2010
Passing Yards	423	vs. North Carolina	2003
TD Passes	4	vs. 11 teams	
Total Offense	638	vs. Wake Forest	1973
Plays	95	vs. The Citadel	1983
Fumbles Lost	3	vs. eight teams	
Penalties	14	vs. Clemson	1999
	14	vs. Ohio State	2004
Penalty Yards	131	vs. Maryland	1972
Punts	11	vs. Miami	1981
	11	vs. Florida State	2004
Interceptions by	6	vs. Florida State	1998
Punt Return Yards	126	vs. Florida State	2004
Kickoff Return Yards	224	vs. Duke	2009

OPPONENTS

<i>Individual</i>			
Category	Mark	Player, Opponent	Year
Rushes	39	by Mike Voight of North Carolina	1975
Rushing Yards	221	by Thomas Jones of Virginia	1999
All-Purpose Yards	231	by Leroy Gallman of Duke	1992
Pass Attempts	63	by B.J. Symons of Texas Tech	2003
Pass Completions	41	by Matt Schaub of Virginia	2003
TD Passes	5	by Brock Berlin of Miami	2004
		by Thaddeus Lewis of Duke	2009
Passing Yards	586	by B.J. Symons of Texas Tech	2004
Receptions	15	by James Brim of Wake Forest	1986
Reception Yards	194	by James Brim of Wake Forest	1986
TD Receptions	3	by Wali Lundy of Virginia	2003
Total Offense	618	by B.J. Symons of Texas Tech	2003
Punt Return Yards	117	by Jack Patterson of East Carolina	1971
Kickoff Return Yds	231	by Leroy Gallman of Duke	1992
Tackles	24	by Bill Banks of Penn State	1977
	24	by Anderson of Virginia	1979
<i>Team</i>			
Points	58	by Florida State	2000
Touchdowns	8	by Florida State	2000
First Downs	30	by Texas Tech	2003
		by Furman	1984
Rushes	81	by North Carolina	1971
Rushing Yards	402	by Wake Forest	1971
Rushing TDs	5	by Clemson	1982, 1984
Pass Attempts	64	by Texas Tech	2003
Pass Completions	41	by Virginia	2003
Passing Yards	586	by Texas Tech	2003
TD Passes	5	by Miami	2004
	5	by Duke	2009
Total Offense	681	by Texas Tech	2003
Plays	97	by North Carolina	1971
Fumbles Lost	6	by Duke	1986
Penalties	20	by Clemson	2001
Penalty Yards	181	by Clemson	2001
Punts	12	by Western Carolina	1990
Interceptions by	6	by Wake Forest	1984
	6	by Clemson	1995
Punt Return Yards	117	by Duke	1971
	117	by Penn State	1981
Kickoff Return Yds	276	by Duke	1992



LONGEST PLAYS

LONGEST PLAYS

Rk	Name, Game, Year	Play	Yds
1.	Howard Turner, Duke, 1946	INT Ret.	105
2.	Ray Rex, Clemson, 1932	INT Ret.	102
3.	Marcus Hudson, Duke, 2001	INT Ret.	100
	T.J. Graham, BC, 2008	KOR	100
5.	Sebastian Savage, UNC, 1991	INT Ret.	99
	Darrell Blackman, Clemson, 2007	KOR	99
7.	Bruce Shaw-Pat Kenny, Penn State, 1972	Pass	98
	Howard Turner, Clemson, 1946	KOR	98
9.	Alvis Whitted, Maryland, 1994	KOR	97
	Dick Christy, Clemson, 1957	KOR	97
11.	Alvis Whitted, Florida State, 1996	PR	96
12.	Ted Brown, Syracuse, 1977	Rush	95
	Jack McDowall, Duke, 1926	PR	95
	Darrel Blackman, Georgia Tech, 2006	KOR	95
15.	Alex Webster, Catawba, 1951	KOR	94

LONGEST RUSH

Rk	Name, Game, Year	Yards
1.	Ted Brown, Syracuse, 1977	95
2.	Ray Robinson, Virginia, 1998	88
3.	Ray Robinson, Duke, 2001	87
4.	Ed Mooney, Davidson, 1950	86
5.	Tremayne Stephens, Virginia, 1994	84
6.	Ted Brown, Michigan State, 1976	81
	Willie Burden, Clemson, 1971	81
8.	Anthony Barbour, Clemson, 1992	79
9.	Tremayne Stephens, Maryland, 1997	76
10.	Anthony Barbour, Maryland, 1991	75

LONGEST PASS

Rk	Name, Game, Year	Yards
1.	Bruce Shaw-Pat Kenny, Penn State, 1972	98
2.	Marcus Stone-Brian Clark, BC, 2005	96
3.	Ed Mooney-Bill Thompson, Duke, 1949	91
4.	Philip Rivers-Bryan Peterson, Navy, 2002	88
5.	Jamie Barnette-Torry Holt, Clemson, 1998	85
	Todd Baker-Chad Ray, Wake Forest, 1978	85
7.	Preston Poag-Danny Peebles, ETSU, 1988	85
8.	Terry Harvey-Adrian Hill, Duke, 1994	82
9.	Austin Herbert-Adrian Wilson, FSU, 2000	81
	Philip Rivers-Ray Robinson, Clemson, 2000	81
11.	Jamie Barnette-Torry Holt, Baylor, 1998	80
	Jamie Barnette-Torry Holt, Purdue, 1996	80
	Terry Harvey-Jimmy Grisset, Florida State, 1995	80
	Johnny Evans-Randy Hall, East Carolina, 1977	80
	Philip Rivers-Jerricho Cotchery, UNC, 2003	80
	Russell Wilson-Owen Spencer, FSU, 2009	80
17.	Jim Rossi-Ray Barlow, Clemson, 1963	77
18.	Shane Montgomery-Naz Worthen, Maryland, 1988	76

LONGEST PUNT

Rk	Name, Game, Year	Yards
1.	Dave Houtz, Wyoming, 1961	83
2.	Johnny Evans, Penn State, 1975	81
3.	Tom Parks, Navy, 1920	80
4.	Jack McDowall, Washington & Lee, 1925	80
5.	Ken Trowbridge, Duke, 1958	78
6.	Austin Herbert, Connecticut, 2003	76
7.	Johnny Evans, South Carolina, 1976	75
8.	Howard Bardes, Virginia Tech, 1935	73
9.	Gwyn Fletcher, Duke, 1948	71



T.J. Graham

LONGEST FIELD GOAL

Rk	Name, Opponent, Year	Yards
1.	Damon Hartman, North Carolina, 1990	56
2.	Damon Hartman, North Carolina, 1988	54
	John Deraney, Southern Miss., 2006	54
4.	Robert McQuage, Georgia, 1933	53
	John Deraney, Virginia Tech, 2004	53
6.	Mike Cofer, East Carolina, 1984	52
	Jay Sherrill, Indiana, 1976	52
8.	Steve Videtich, North Carolina, 1994	50
9.	Mike Cofer, Pittsburgh, 1986	49
	Mike Cofer, Clemson, 1986	49
	Mike Cofer, Virginia, 1986	49
	Todd Auten, East Carolina, 1981	49
	Harold Deters, Michigan State, 1966	49
	Steven Hauschka, Wofford, 2007	49

LONGEST KICKOFF RETURN

Rk	Name, Game, Year	Return
1.	T.J. Graham, BC, 2008 (TD)	100
2.	Darrell Blackman, Clemson, 2007 (TD)	99
3.	Howard Turner, Clemson, 1946 (TD)	98
4.	Lamont Reid, E. Tenn. St, 2002 (TD)	97
	Alvis Whitted, Maryland, 1994 (TD)	97
	Dick Christy, Clemson, 1957 (TD)	97
7.	Alvis Whitted, Florida State, 1996 (TD)	96
	Dick Christy, Maryland, 1956 (TD)	96
9.	Darrell Blackman, Ga. Tech, 2006 (TD)	95
10.	Alex Webster, Catawba, 1951 (TD)	94
11.	George Marinkov, Va. Tech, 1954 (TD)	93
	T.J. Graham, Duke, 2009 (TD)	93
13.	Joe Scarpati, Nebraska, 1962 (TD)	91
14.	Greg Golden, Pittsburgh, 2001 (TD)	90

LONGEST PUNT RETURN

Rk	Name, Game, Year	Return
1.	Jack McDowall, Duke, 1926 (TD)	95
2.	Joe Scarpati, Nebraska, 1962 (TD)	91
3.	Darrell Blackman, FSU, 2004, (TD)	87
	T.J. Graham, UNC, 2010 (TD)	87
5.	Alex Webster, Wake Forest, 1951 (TD)	86

	Jack Whitley, South Carolina, 1968 (TD)	86
7.	Fred Combs, Virginia, 1967 (TD)	85
8.	Gary Yount, North Carolina, 1968 (TD)	84
9.	Gary Rowe, Maryland, 1966 (TD)	83
	Tramain Hall, Maryland, 2003 (TD)	83
11.	Mike Stultz, North Carolina, 1972 (TD)	80
12.	Ledel George, App. State, 1992 (TD)	73
13.	Fred Combs, Wake Forest, 1967 (TD)	71
14.	Bill Miller, Wake Forest, 1971 (TD)	69
	Jack Whitley, East Carolina, 1970 (TD)	69

LONGEST INTERCEPTION RETURN

Rk	Name, Game, Year	Return
1.	Howard Turner, Duke, 1946 (TD)	105
2.	Ray Rex, Clemson, 1932 (TD)	102
3.	Marcus Hudson, Duke, 2001 (TD)	100
4.	Sebastian Savage, UNC, 1991 (TD)	99
5.	Derrick Taylor, Virginia, 1986 (TD)	88
6.	Woodrow Wilson, East Carolina, 1978 (TD)	86
7.	Ron Banther, South Carolina, 1974 (TD)	84
8.	Mark Franklin, Clemson, 1984 (TD)	81
9.	Raymond Phillips, Furman, 1984 (TD)	80
10.	Louie Meadows, Penn State, 1980	77

LONGEST BLOCKED FIELD GOAL RETURN

Rk	Name, Game, Year	Yards
1.	Bill Miller, Wake Forest, 1971	69
2.	Lloyd Harrison, Maryland, 1998	57

LONGEST FUMBLE RETURN

Rk	Name, Game, year	Yds.
1.	Ron Banther, South Carolina, 1974	84
2.	Raymond Phillips, Furman, 1984 (TD)	80
3.	Hassan Shamsid-Deen, Duke, 1995 (TD)	68
4.	Fred.Aughtry-Lindsay, Conn., 2003 (TD)	48
5.	Carl Reeves, Duke, 1992 (TD)	47
6.	Jack Whitley, North Carolina, 1968	46

BOLD FACE indicates current player

ACC STATISTICAL LEADERS

INDIVIDUAL

Total Offense

Year	Player	Plays	Yards	Yds/Ply	Yds/Gm
1961	Roman Gabriel	283	1133	4.0	113.3
1972	Bruce Shaw	249	1763	7.1	160.3
1998	Jamie Barnette	460	3182	6.9	289.3
2003	Philip Rivers	561	4,600	8.2	353.8
2008	Russell Wilson	391	2,343	6.0	213.0
2010	Russell Wilson	670	3,998	5.9	307.5

Rushing

Year	Name	Att	Yds	TD	Yds/Gm
1973	Willie Burden	150	1014	8	92.2
1974	Stan Fritts	245	1169	9	106.3
1978	Ted Brown	302	1350	8	122.7
1981	Joe McIntosh	222	1190	5	119.0
1997	Tremayne Stephens	204	1142	10	103.8

Passing Yards

Year	Name	Cmp	Att	Int	TD	Yds	Yds/G
1961	Roman Gabriel	99	186	6	8	937	93.7
1998	Jamie Barnette	193	377	11	18	3169	264.1
2002	Philip Rivers	262	418	10	20	353	239.5
2003	Philip Rivers	348	483	7	34	4491	353.8
2010	Russell Wilson	308	527	14	28	3,563	274.1

Passing Efficiency

Year	Name	Att	Cmp	Int	TD	Yds	Eff.
2003	Philip Rivers	483	348	7	34	4,491	170.5
2008	Russ. Wilson	275	150	1	17	1,955	133.9

Scoring

Year	Name	TD	PAT	FG	Pts	Pt/Gm
1957	Dick Christy	13	2	1	83	8.3
1967	Gerald Warren	-	19	17	70	6.4
1972	Stan Fritts	17	4	-	106	8.8
1974	Roland Hooks	13	4	-	82	6.3
1975	Ted Brown	13	6	-	84	7.0
1977	Ted Brown	14	-	-	84	7.0
1979	Scott Smith	13	-	-	78	7.1
1997	Torry Holt	16	2	-	98	8.9

Receptions Per Game

Year	Name	Rec	Yds	TD	Rec/Gm.
1998	Torry Holt	88	1604	11	8.0
2000	Koren Robinson	62	1061	13	5.6
2003	Jerricho Cotchery	86	1369	10	6.6

Receiving Yardage

Year	Name	Rec.	TD	Yds	Yds/Gm.
1972	Pat Kenney	38	5	832	75.6
1997	Torry Holt	62	16	1099	99.9
1998	Torry Holt	88	11	1604	145.8
2002	Jerricho Cotchery	67	7	1192	85.1
2003	Jerricho Cotchery	86	10	1369	105.3

All Purpose Yards

Year	Name	Rush	Rec.	PR	KR	Yds	Avg
1977	Ted Brown	1251	164	0	0	1415	128.6
1978	Ted Brown	1350	197	0	35	1582	143.8
1998	Torry Holt	102	1604	273	0	1979	179.9
2000	Koren Robinson	95	1061	218	506	1800	170.9

Punt Returns

Year	Player	Ret	Yds	Avg.
1953	Eddie West	23	239	10.4
1957	Dick Hunter	15	139	9.3
1964	Julian James	18	204	11.3
1967	Fred Coombs	22	417	19.0
1968	Jack Whitley	23	311	14.1
1981	Louie Meadows	17	222	13.1
2000	Koren Robinson	14	218	15.6
2004	Darrell Blackman	12	214	17.8

Kickoff Returns

Year	Player	Ret	Yds	Avg.
1954	George Marinkov	13	459	35.3
1957	Dick Christy	7	318	45.4
1966	Gary Rowe	20	505	25.2
1968	Bobby Hall	29	721	24.9
1972	Roland Hooks	27	615	22.8
1977	Ralph Stringer	19	488	25.7
1988	Chris Williams	18	468	26.0
2005	Darrell Blackman	20	582	29.1
2006	Darrell Blackman	19	549	28.9

Punting

Year	Player	No.	Yds.	Avg.
1964	Ron Skosnick	53	2165	40.8
1968	Gary Yount	55	2173	39.5
1974	Johnny Evans	38	1653	43.5
1975	Johnny Evans	42	1874	44.6
1976	Johnny Evans	47	2168	46.1
1986	Kelly Hollostick	55	2330	42.4
1987	Craig Salmon	64	2877	45.0

Kick Scoring

Year	Player	PAT	FG	Pts
1966	Harold Deters	19-19	10-22	49
1967	Gerald Warren	19-19	17-22	70
1968	Gerald Warren	22-23	9-16	49
1986	Mike Cofer	33-35	13-17	72

Field Goal Percentage

Year	Player	Md.	Att.	Pct.
2001	Austin Herbert	3	3	1.000
2007	Steven Hauschka	16	18	.889

PAT Kicking

Year	Player	Md	Att	Pct.
2007	Steven Hauschka	25	25	1.000

Interceptions

Year	Player	No.	Yds	/Gm
1973	Mike Devine	7	49	0.64
1978	Woodrow Wilson	5	107	.45
	Ronnie Lee	5	24	.45
1980	Hillary Honeycutt	5	60	.45
1981	Eric Williams	7	107	.64
1986	Derrick Taylor	6	164	.45
1988	Jesse Campbell	5	71	.45
1998	Lloyd Harrison	7	51	.64

Tackles

Year	Name	Gm	Tck	Tk/Gm
2000	Levar Fisher	11	163	14.8

Sacks

Year	Name	No.
2005	Mario Williams	14.5 (1.21)

Tackles for Loss

Year	Name	No.
2005	Mario Williams	24 (2.0)

Passes Broken Up

Year	Name	No.
1997	Tony Scott	18
1998	Lloyd Harrison	23
1999	Tony Scott	18



Darrell Blackman



ACC STATISTICAL LEADERS

Fumbles Forced

Year	Name	No.
2001	Corey Smith	6

Fumbles Recovered

Year	Name	No.
2001	Julius Patterson	4

TEAM

Total Offense

Year	GP	Plays	Yds	Y/P	Yd/Gm.
1972	11	846	4758	5.6	432.5
1973	11	817	4509	5.5	409.9
1977	11	828	4180	5.0	380.0
1998	11	811	4871	6.0	442.8
2003	13	888	5891	6.6	453.2

Rushing Offense

Year	GP	Yds	Avg
1966	10	1683	168.3
1973	11	2995	272.3
1977	11	2754	250.4
1997	11	1967	178.8

Passing Offense

Year	G	Yds	Avg.
1972	11	2286	207.8
1985	11	2845	258.6
1998	11	3401	309.2
2003	13	4580	352.3
2010	13	3655	281.2

Scoring Offense

Year	G	Pts.	Avg.
1967	10	200	20.0
1972	11	360	32.7
1973	11	365	33.2
2002	14	460	32.9
2003	13	489	37.6

Total Defense


Year	GP	Plays	Yds	Y/P	Yd/Gm.
1966	10	637	2515	4.3	251.5
1967	10	688	2533	4.1	253.3
1968	10	711	3125	4.4	312.5
1988	11	783	2907	3.7	264.3
2002	14	962	4211	4.4	300.8
2004*	11	701	2435	3.5	221.4

Rushing Defense

Year	GP	Yds	Avg.
1965	10	1254	125.4
1967	10	1321	132.1
1988	11	1140	103.6

Pass Defense

Year	GP	Yds	Avg.
1961	10	784	78.4
1964	10	1025	102.5
1968	10	1465	146.5
1970	11	2406	127.8
1971	11	1202	109.3
1975	11	775	70.5
1989	11	1846	167.8
2002	14	2457	175.5
2004	11	1309	119.0



Roland Hooks

Pass Efficiency Defense

Year	GP	Yds	Eff.
2004*	11	1309	91.75

Scoring Defense

Year	GP	Pts.	Avg.
1957	10	67	6.7
1963	10	91	9.1
1965	10	110	11.0
1967	10	87	8.7
1970	11	179	16.3
1988	11	142	12.9
1992	11	184	15.3

Kickoff Returns

Year	GP	Ret	Yds	Avg
2006	12	34	864	25.4

First Downs

Year	GP	Rush	Pass	Pen	Total	PG
2003	13	82	201	28	311	23.9

Third Down Conversions

Year	GP	Conv.	Att.	Pct.
2002	14	96	202	47.5
2003	13	76	162	46.9

Opponent Third Down Conversions

Year	GP	Conv.	Att.	Pct.
2002	14	57	206	27.7

Opponent Fourth Down Conversions

Year	GP	Conv.	Att.	Pct.
2006	12	1	6	16.7

Sacks By

Year	GP	Sks	Yds
2002	14	48	355
2006	12	42	293

Sacks Against

Year	GP	Sks	Yds
2002	14	12	56

Red Zone Defense

Year	GP	Zone	Pct.
2002	14	26-40	.650

Kickoff Returns

Year	G	KOR	Yds	Avg.
2002	14	37	923	24.9

Penalties

Year	G	Pen	Yds	Avg.
2009	12	64	519	43.2
2010	13	65	473	36.4

Time of Possession

Year	G	Total Time	Avg./G
2010	13	416:43	32:03

* indicates led NCAA



BOWL RECORDS (I3-II-I)

NC STATE IN BOWLS

Season, Bowl	Date	Site	Opponent	Result	Score
2008 Papajohns.com	12/29/08	Birmingham, Ala.	Rutgers	L	23-29
2005 Meineke Car Care	12/31/05	Charlotte, N.C.	South Florida	W	14-0
2003 Mazda Tangerine	12/22/03	Orlando, Fla.	Kansas	W	56-26
2002 Toyota Gator	1/1/03	Jacksonville, Fla.	Notre Dame	W	28-6
2001 Visit Florida Tangerine	12/20/01	Orlando, Fla.	Pittsburgh	L	19-34
2000 MicronPC.com	12/28/00	Miami, Fla.	Minnesota	W	38-30
1998 Micron PC	12/29/98	Miami, Fla.	Miami	L	23-46
1994 Peach	1/1/95	Atlanta, Ga.	Mississippi St.	W	28-24
1993 Hall of Fame	1/1/94	Tampa, Fla.	Michigan	L	7-42
1992 Gator	12/31/92	Jacksonville, Fla.	Florida	L	10-27
1991 Peach	1/1/92	Atlanta, Ga.	East Carolina	L	34-27
1990 All American	12/28/90	Birmingham, Ala.	Southern Miss.	W	31-27
1989 Copper	12/31/89	Tucson, Ariz.	Arizona	L	10-17
1988 Peach	12/31/88	Atlanta, Ga.	Iowa	W	28-23
1986 Peach	12/31/86	Atlanta, Ga.	Virginia Tech	L	24-25
1978 Tangerine	12/23/78	Orlando, Fla.	Pittsburgh	W	30-17
1977 Peach	12/31/77	Atlanta, Ga.	Iowa State	W	24-14
1975 Peach	12/31/75	Atlanta, Ga.	West Virginia	L	10-13
1974 Astro-Bluebonnet	12/23/74	Houston, Texas	Houston	T	31-31
1973 Liberty	12/17/73	Memphis, Tenn.	Kansas	W	31-18
1972 Peach	12/29/72	Atlanta, Ga.	West Virginia	W	49-13
1967 Liberty	12/16/67	Memphis, Tenn.	Georgia	W	14-7
1963 Liberty	12/21/63	Philadelphia, Penn.	Mississippi St.	L	12-16
1946 Gator	1/1/47	Jacksonville, Fla.	Oklahoma	L	13-34
2010 Champs Sports	12/29/10	Orlando, Fla.	West Virginia	W	23-7

*Note: Year listed with bowl is for corresponding football season

Turnovers

Most:	7 vs. Iowa	1988 Peach
Fewest:	0 vs. Iowa State	1977 Peach
	0 vs. Notre Dame	2002 Gator
	0 vs. Kansas	2003 Tangerine

OPPONENT TEAM BESTS

Points

Most:	46 by Miami	1998 Micron PC
Fewest:	0 by South Florida	2005 Car Care

First Downs

Most:	31 by Minnesota	2000 Micron PC
Fewest:	8 by Arizona	1989 Copper

Total Offense

Most:	594 by Miami	1998 Micron PC
Fewest:	163 by Arizona	1989 Copper

Rush Attempts

Most:	60 by Virginia Tech	1986 Peach
Fewest:	19 by Iowa	1988 Peach

Rushing Yards

Most:	345 by Houston	1974 Blue-Bonnet
Fewest:	19 by Iowa	1988 Peach

Pass Attempts

Most:	51 by East Carolina	1992 Peach
	51 by Iowa	1988 Peach
Fewest:	6 by Miss. State	1963 Liberty

Pass Completions

Most:	32 by Pittsburgh	1978 Tangerine
Fewest:	3 by Miss. State	1963 Liberty
	3 by Florida	1947 Gator

Passing Yards

Most:	428 by Iowa	1988 Peach
Fewest:	28 by Miss. State	1963 Liberty

Interceptions Thrown

Most:	4 by Iowa	1988 Peach
	4 by Pittsburgh	1978 Tangerine

Completion Percentage

Best:	.727 (24-33) by Kansas	1973 Liberty
Worst:	.333 (10-30) by South Fla.	2005 Car Care
	.333 (21-47) by Arizona	1989 Copper
	.333 (3-9) by Oklahoma	1947 Gator

Punts

Most:	10 by Arizona	1989 Copper
Fewest:	2 by Virginia Tech	1986 Peach

Punting Average

Best:	53.0 by Miss. State	1995 Peach
Worst:	26.3 by Iowa	1988 Peach

Fumbles

Most:	5 by West Virginia	2010 Champs Sports
	5 by Houston	1974 Bluebonnet
Fewest:	0 by Miss. State	1995 Peach
	0 by Notre Dame	2002 Gator

NC STATE TEAM BESTS

Points

Most:	56 vs. Kansas	2003 Tangerine
Fewest:	7 vs. Michigan	1994 Hall of Fame

First Downs

Most:	34 vs. Kansas	2003 Tangerine
Fewest:	13 vs. Florida	1992 Gator
	13 vs. Oklahoma	1947 Gator

Total Offense

Most:	653 vs. Kansas	2003 Tangerine
Fewest:	207 vs. Liberty	1967 Liberty

Total Plays

Most:	96 vs. Arizona	1989 Copper
Fewest:	56 vs. Virginia Tech	1986 Peach

Rush Attempts

Most:	72 vs. Iowa	1988 Peach
Fewest:	20 vs. Houston	1974 Blue Bonnet

Rushing Yards

Most:	337 vs. West Virginia	1972 Peach
Fewest:	54 vs. Florida	1992 Gator

Pass Attempts

Most:	47 vs. Arizona	1989 Copper
Fewest:	9 vs. Pittsburgh	1978 Tangerine

Pass Completions

Most:	38 vs. Kansas	2003 Tangerine
Fewest:	5 vs. Miss. State	1963 Liberty

Passing Yards

Most:	481 vs. Kansas	2003 Tangerine
Fewest:	58 vs. Miss. State	1963 Liberty

Interceptions Thrown

Most:	5 vs. Miami	1998 Micron PC
-------	-------------	----------------

Completion Percentage

Best:	.823 (38-46) vs. Kansas	2003 Tangerine
Worst:	.389 (7-18) vs. Oklahoma	1947 Gator

Punts

Most:	11 vs. Florida	1992 Gator
Fewest:	1 vs. Kansas	2003 Tangerine

Punting Average

Best:	53.0 vs. Kansas	2003 Tangerine
Worst:	26.0 vs. Southern Miss.	1990 All American

Fumbles

Most:	8 vs. Iowa	1988 Peach
Fewest:	1 vs. four teams	

Fumbles Lost

Most:	5 vs. Iowa	1988 Peach
Fewest:	0 vs. four teams	

Penalties

Most:	11 vs. Iowa State	1977 Peach
Fewest:	1 vs. Florida	1992 Gator
	1 vs. Houston	1974 Blue-Bonnet

Yards Penalized

Most:	103 vs. Iowa State	1977 Peach
Fewest:	3 vs. Rutgers	2008 Papajohns



BOWL RECORDS

Fumbles Lost

Most: 4 by West Virginia 2010 Champs Sports
Fewest: 0 by four teams

Penalties

Most: 14 by Minnesota 2000 Micron PC
Fewest: 2 by Rutgers 2008 Papajohns

Yards Penalized

Most: 122 by Miss. State 1963 Liberty
Fewest: 15 by Rutgers 2008 Papajohns

Turnovers

Most: 7 by Iowa 1988 Peach
Fewest: 0 by Miss. State 1995 Peach
0 by Michigan 1994 Hall of Fame

NC STATE INDIVIDUAL BESTS

Rushing Attempts

- 33 Ted Brown vs. Pitt., 1978 Tangerine
- 24 Rahshon Spikes vs. Miami, 1998 Micron PC
- 23 Toney Baker vs. South Fla., 2005 Car Care
- 23 Anthony Barbour vs. ECU, 1992 Peach

Rushing Yards

- 176 Rahshon Spikes vs. Miami, 1998 Micron PC
- 159 Ted Brown vs. West Virginia, 1975 Peach
- 126 Ted Brown vs. Pittsburgh, 1978 Tangerine

Rushing Touchdowns

- 3 Stan Fritts vs. West Virginia, 1972 Peach
- 2 Ray Robinson vs. Minnesota, 2000 Micron PC
- 2 Tyrone Jackson vs. Iowa, 1988 Peach
- 2 Stan Fritts vs. Kansas, 1973 Liberty

Passing Yards

- 475 Philip Rivers vs. Kansas, 2003 Tangerine
- 310 Philip Rivers vs. Minnesota, 2000 Micron PC
- 275 Russ. Wilson vs. W. Virginia, 2010 Champs Sports

Passing Attempts

- 46 Shane Montgomery vs. Az., 1989 Copper
- 45 Russ. Wilson vs. W. Virginia, 2010 Champs Sports
- 45 Philip Rivers vs. Kansas, 2003 Tangerine
- 42 Terry Jordan vs. Florida, 1992 Gator

Pass Completions

- 37 Philip Rivers vs. Kansas, 2003 Tangerine
- 26 Philip Rivers vs. Pittsburgh, 2001 Tangerine
- 28 Russ. Wilson vs. W. Virginia, 2010 Champs Sports

Touchdown Passes

- 5 Philip Rivers vs. Kansas, 2003 Tangerine
- 2 Russ. Wilson vs. W. Virginia, 2010 Champs Sports
- 2 Philip Rivers vs. Notre Dame, 2002 Gator
- 2 Philip Rivers vs. Minnesota, 2000 Micron PC
- 2 Terry Jordan vs. East Carolina, 1992 Peach
- 2 Erik Kramer vs. Virginia Tech, 1986 Peach
- 2 Johnny Evans vs. Iowa State, 1977 Peach
- 2 Dave Buckley vs. West Virginia, 1972 Peach

Receptions

- 13 Jerricho Cotchery vs. Kansas, 2003 Tangerine

- 10 Jerricho Cotchery vs. Notre Dame, 2002 Gator
- 8 Willie Wright vs. Pittsburgh, 2001 Tangerine
- 8 Dovonte Edwards vs. Pittsburgh, 2001 Tangerine

Receiving Yards

- 171 Jerricho Cotchery vs. Kansas, 2003 Tangerine
- 157 Koren Robinson vs. Minn., 2000 Micron PC
- 127 Jerricho Cotchery vs. Notre Dame, 2002 Gator

OPPONENT INDIVIDUAL BESTS

Rushing Attempts

- 42 Tellis Redmon, Minn., 2000 Micronpc
- 39 Shane Matthews, Florida, 1992 Gator
- 29 Green, Iowa State, 1977 Peach

Rushing Yards

- 246 Tellis Redmon, Minnesota, 2000 Micron PC
- 182 Shane Matthews, Florida, 1992 Gator
- 172 Green, Iowa State, 1977 Peach

Rushing Touchdowns

- 2 Tellis Redmond, Minn., 2000 Micron PC
- 2 James Jackson, Miami, 1998 Micron PC
- 2 Edgerinn James, Miami, 1998 Micron PC
- 2 Tyrone Wheatley, Mich., 1994 Hall of Fame
- 2 Housman, Houston, 1974 Blue-Bonnett

Passing Yards

- 428 Chuck Hartlieb, Iowa, 1988 Peach
- 378 Jeff Blake, East Carolina, 1992 Peach
- 341 Brett Favre, S. Miss., 1990 All-American

Passing Attempts

- 54 Chuck Hartlieb, Iowa, 1988 Peach
- 51 Jeff Blaker, East Carolina, 1992 Peach
- 41 Bill Whittemore, Kansas, 2003 Tangerine

Pass Completions

- 31 Jeff Blake, East Carolina, 1992 Peach
- 30 Chuck Hartlieb, Iowa, 1988 Peach
- 28 Brett Favre, S. Miss., 1990 All-American

Touchdown Passes

- 4 Jeff Blake, East Carolina, 1992 Peach
- 2 Shane Matthews, Florida, 1992 Gator
- 2 Dan Kendra, West Virginia, 1975 Peach
- 2 Brett Favre, S. Miss. , 1990 Hall of Fame
- 2 Chuck Hartlieb, Iowa, 1988 Peach
- 2 Scott Covrington, Miami, 1998 Micron PC
- 2 David Priestley, Pittsburgh, 2001 Tangerine
- 2 Bill Whittemore, Kansas, 2003 Tangerine

Receptions

- 12 Jon Fisher, East Carolina, 1992 Peach
- 10 Arnez Battle, Notre Dame, 2002 Gator
- 9 Brandon Rideau, Kansas, 2003 Tangerine

Receiving Yards

- 144 Jon Fisher, East Carolina, 1992 Peach
- 141 Santana Moss, Miami, 1998 Micron PC
- 122 Cook, Iowa, 1988 Peach

WOLFPACK BOWL MVPs

2010 Champs Sports
Russell Wilson (QB)

2005 Meineke Car Care
Stephen Tulloch (LB)

2003 Mazda Tangerine
Philip Rivers (QB)

2002 Toyota Gator
Philip Rivers (QB)

2001 Tangerine
Philip Rivers (QB), Offense
Terrance Martin (DT), Dantonio Burnette (MLB), Defense

2000 MicronPC.com Bowl
Philip Rivers (QB), Offense

1995 Peach Bowl
Tremayne Stephens (RB), Offense
Damien Covington (LB), Defense

1989 Copper Bowl
Shane Montgomery (QB), Offense

1988 Peach Bowl
Shane Montgomery (QB), Offense
Michael Brooks (DB), Defense

1986 Peach Bowl
Erik Kramer (QB), Offense
Derrick Taylor (DB), Defense

1978 Tangerine Bowl
Ted Brown (RB), Offense

1977 Peach Bowl
Johnny Evans (QB), Offense
Richard Carter (DB), Defense

1973 Liberty Bowl
Stan Fritts (FB), Offense

1972 Peach Bowl
Dave Buckley (QB), Offense
George Bell (DT), Defense

1967 Liberty Bowl
Jim Donnan (QB), Offense
Mark Capuano (DE), Defense

1963 Liberty Bowl
Jim Rossi (QB), Offense

WOLFPACK FOOTBALL TIMELINE



MARCH 12, 1892

The North Carolina A&M football team squares off against a team from the Raleigh Male Academy at Raleigh's Athletic Park (now Pullen Park). The Aggies record a 12-6 victory in a game that includes two 45-minute halves and has plowed lines to serve as the boundaries of the field. The A&M team wears pink and blue uniforms and nearly 200 people attend the game.

1893

The A&M "Farmers" play their first college game against Tennessee in Raleigh, winning 12-6. The school's three literary societies selected the school colors: pink and blue.

1895

North Carolina A&M, under the direction of Coach Bart Gatling, replaced pink and blue uniforms with brown and white ones, when it played at the Cotton States and International Exposition in Atlanta.

The team went to Atlanta without an opponent, but hastily arranged a contest with a more experienced squad from the Virginia Military Institute. The game was called for 2:30 Friday afternoon on the Atlanta athletic fields, adjacent to the fairgrounds. Though overmatched, the Farmers proudly represented Raleigh and North Carolina, wearing their new brown-and-white school colors.

1896

The team dons red and white uniforms for the first time.

NOVEMBER 8, 1902

The Farmers battle to a 0-0 tie against the well-established powerhouse from North Carolina in a game at the State Fair Grounds. Following the contest, the entire student body

at Trinity College (now Duke University) sends the Farmers a congratulatory telegram.

The A&M students rushed from the game and burned down the school's original out-house - the first big celebration in school history. "There were many times afterwards that we regretted doing that," said one early historian.

A&M withdraws from the N.C. Athletic Association and joins the Southern Intercollegiate Athletic Association.

1904

William S. Kienholtz hired as A&M's first full-time coach.

OCTOBER 1, 1906

The Farmers use a new "trick play" in a 39-0 victory over Randolph-Macon at the Fair Grounds: the forward pass.

SEPTEMBER 1907

The Farmers play their first game at the New Athletic Park on the school campus versus Randolph Macon. The site later becomes known as Riddick Field and then Riddick Stadium. The Red Terrors also brought home NC State's first football title that year, winning the South Atlantic Championship with a 6-0-1 record.

Before 1907, games were played "on whatever part of the college ground happened to be uncultivated and without trees."

1909

Season tickets are sold for the first time. The price for five games? \$2.00!

1910

The Farmers post a 4-0-2 record and win the South Atlantic Championship by winning the "biggest game ever played in the South" - a Thanksgiving weekend matchup versus Virginia Tech in Norfolk.

NOVEMBER 4, 1911

A scoreboard is installed at the A&M Athletic Field. The scoreboard informs the crowd which team has possession, the down and distance and the score.



1912

First enclosed stadium is built on campus and named after Dr. W.C. Riddick.

1913

The Farmers posts a 6-1 record and win another South Atlantic Championship.

1918

The United States' entrance into World War I and a dangerous flu epidemic on campus forces State College, as A&M is now known, into reducing its schedule to four games.

All extra-curricular activities, including football games and practice, throughout the month of October and the first week of November are cancelled as the flu kills 13 students and two nurses in the college infirmary. (One of the nurses was the daughter of school president W.C. Riddick, for whom Riddick Stadium was named.) In all, some 450 students, faculty and staff are infected by the outbreak. In addition, more than 30 students who are affected by the flu bug are shipped out to Army camps across the country as officers, including seven regulars from the '17 state football champions.

After taking off all of October and the first weekend of November, first-year coach Tal Stafford's team receives permission to resume practice a week before the team is scheduled to face national power Georgia Tech in Atlanta. Georgia Tech defeats the war-depleted team 128-0 in Atlanta

State produces its first All-American, as tackle John Ripple makes the Walter Camp second-team.

WOLFPACK TIMELINE

OCTOBER 23, 1919

State and Carolina meet for the first time since 1905 as part of the North Carolina State Fair festivities. State players wear uniform numbers for the first time and the first game program is printed.

1921

State joins the Southern Conference and begins to wear red sweaters instead of white sweaters. Local newspapers begin referring to the squad as the Wolfpack for the first time.

1927

State wins its first official conference title (Southern Conference) with a 9-1 record.



1928

Q. Max Gardner, captain of NC State's 1917 SAA Championship team, is elected governor of North Carolina. Gardner also attended law school at UNC, where he played football and was elected team captain, making him the only person in the history of the state to captain both schools.

SEPTEMBER, 1930

NC State opens the 1930 season by playing its first night game. Under the newly installed lights of Riddick Stadium, the Pack defeats High Point, 37-0.

1927

NC State's new coach, Doc Newton, believes that the offensive huddle slows play too much, so he develops "The Huddle without a Huddle," using an instrument that the Associated Press describes as "a metal gadget the size of a pocket watch and somewhat similar to a baseball umpire's [ball-strike] indicator." Before each play, the tailback sets two numbers on the indicator - one for the play called and one for the snap count. The indicator is passed on to each of the players at his assigned position, and then the tailback deposits the gadget into a special pocket in his uniform pants. Needless to say, the practice lasts just one

season and Newton begrudgingly lets his team huddle before each play.

1943

With every man over 18 who is fit for service inducted into the military, Coach Doc Newton doesn't have much to work with. To make matters worse, State hosts Army officer trainees and the Army won't allow its cadets to compete in intercollegiate athletics. North Carolina and Duke both host Navy programs, which allow its participants to play on varsity teams. The day before the Carolina game, 24 of Carolina's 90 players are placed on furlough by the Navy and the day before the Duke game, 23 members of that squad are transferred by the Navy. Nevertheless, State drops both contests.

1944

State hires Beattie Feathers as head coach. Feathers starred as a player at Tennessee and was the first running back in NFL history to rush for 1,000 yards in a single season. He gained 1,004 yards for the Chicago Bears in 1934.

NOVEMBER 10, 1945

Howard "Touchdown" Turner returns an interception 105 yards against Duke, the longest play in NC State history.

OCTOBER 8, 1946

The Wolfpack appears in the UPI poll (19th) for the first time after a 14-7 win over Clemson.

JANUARY 1, 1947

The Wolfpack is invited to play in the second annual Gator Bowl contest in Jacksonville, Fla. Each school receives \$30,000 for participating in the contest. Forty-two players travel to Florida for the game against Oklahoma.

OCTOBER 23, 1948

The Wolfpack squad flies to an away game for the first time, bringing home a 7-0 win from Chattanooga.

OCTOBER 21, 1950

The Wolfpack appears on television for the first time. The Dumont Network regionally televises a 16-13 NC State victory at eighth-ranked Maryland.

1952

The Southern Conference bans schools from playing in bowl games and limits squads to just 40 players for conference games.

1953

NC State joins the newly formed Atlantic Coast Conference. There is no league champion in the first year, but the ACC signs an agreement to send a conference school to the Orange Bowl for the next two years.

SEPTEMBER 18, 1954

Earle Edwards coaches his first game at NC State, a 21-30 loss at Virginia Tech. Edwards would go on to win five ACC titles during his 17 seasons with the program and put NC State on the map in the college football scene.


NOVEMBER 23, 1957

Dick Christy scores all 29 of NC State's points in a 29-26 victory at South Carolina that gives the Pack its first ACC championship. Although he has never attempted a field goal in a game, Christy boots a 47-yarder to give the Pack the win. The score had been 26-26 with State driving, but the Gamecocks seemed to seal State's fate by intercepting a pass. Fans spill out of the stands to celebrate, but a defensive pass interference call gives the Wolfpack one more play.

Basketball probation keeps the Pack from accepting an Orange Bowl bid as conference champions.

1959

Earle Edwards and his staff decide to switch their recruiting emphasis from Pennsylvania



to North Carolina. A young man named Roman Gabriel from Wilmington is the first big in-state recruit.



WOLFPACK FOOTBALL TIMELINE

1961

The Wolfpack Sports Network is formed, giving NC State its first regular statewide radio coverage with Bill Jackson and Vlahy Ausley providing the call.

NOVEMBER 28, 1961

Gabriel completes 17-22 passes for 215 yards and two touchdowns in a 33-14 win over South Carolina, setting the ACC record for career completions.

NOVEMBER 22, 1963

NC State clinches a share of the Atlantic Coast Conference football championship with a win over Wake Forest in Riddick Stadium. However, the celebration is overshadowed by the assassination of President John F. Kennedy that day in Dallas, Texas. The game had been moved to Friday night and news of the assassination came just hours before kickoff.

NOVEMBER 13, 1965

NC State plays its last game in Riddick Stadium, defeating Florida State, 3-0.

OCTOBER 8, 1966

NC State plays its first game in the new Carter Stadium, losing 21-31 to South Carolina.

1967




Marcus Martin becomes the first African-American player to join the football team.

Second season in Carter Stadium opens with "Big Four" Doubleheader. State beats UNC, 13-7, at 1 pm and Duke defeats Wake Forest, 31-13, at 7 pm.

OCTOBER 7, 1967

The Pack, with its "White Shoes" defense, upsets second-ranked Houston (16-6) in the Astrodome before a crowd of 52,483, the largest crowd ever to see an indoor football game



at that time. Approximately 7,000 fans were waiting for the victorious State squad at the airport the next day.

DECEMBER 16, 1967

"White Shoes" defense makes two last-minute goal line stops to beat Georgia, 14-7, in the Liberty Bowl, marking the Pack's first bowl victory.

NOVEMBER 24, 1971

Thirty-four-year-old Lou Holtz is named head coach for the Wolfpack. Freshmen are eligible for the first time since World War II.

DECEMBER 29, 1972

Holtz and the veer offense earn a 49-13 victory over Bobby Bowden's West Virginia Mountaineers in the Peach Bowl. More than 22,000 Pack fans make the trip.

Also, for the first and only time in ACC history, four offensive backs from the same team - QB Bruce Shaw, wingback Pat Kenney and running backs Stan Fritts and Willie Burden - gain all-conference honors.

1973

Football begins the Wolfpack's Triple Crown title run, as NC State becomes the first school in league history to win the titles for football, basketball and baseball in the same academic year.

NOVEMBER 18, 1978

Ted Brown's #23 jersey is retired prior to a 24-10 win over Duke. Brown finishes his career with 4,602 yards, setting an ACC record that still stands.

NOVEMBER 17, 1979

NC State defeats Duke, 28-7, to claim the ACC title.

SEPTEMBER 6, 1986

Head Coach Dick Sheridan and the diamond logo make their NC State debut, as NC State defeats East Carolina 38-10. Sheridan is named the national coach of the year after leading the team to an 8-3-1 mark and Peach Bowl Invitation.

1991

NC State football celebrates its 100th birthday with a 9-3 record, a final AP ranking (24th), a second-place finish in the ACC, and its fourth consecutive trip to a bowl.

JANUARY 1, 1995

NC State makes its seventh consecutive bowl appearance, defeating Mississippi State 28-24 in the Peach Bowl.

SEPTEMBER 12, 1998

The Wolfpack upsets No. 2 Florida State, 24-7, at Carter-Finley Stadium, marking the first victory over a team ranked that high



since a 1967 victory second-ranked Houston.

JANUARY 6, 2000

Chuck Amato is named the 32nd head coach in NC State history, returning to his alma mater after 18 years at Florida State University. Amato brings the "Block S" logo back to the Wolfpack after a 14-year absence.

NOVEMBER 10, 2001

With a 34-28 victory, NC State becomes the first league team to win at Florida State in the decade since the Seminoles joined the Atlantic Coast Conference.

OCTOBER 26, 2002

With a 38-6 win at Clemson before a national, ESPN Thursday night audience, the Wolfpack runs its record to 9-0, the best start

WOLFPACK FOOTBALL TIMELINE

in school history. That mark ties the longest win streak in school history.

JANUARY 1, 2003

The Wolfpack completes the winningest season in school history (11-3) with a 28-6 win over Notre Dame in the Toyota Gator Bowl.



N.C. State crushes Irish

All in a New Year's Day: Bulldog bliss, romp at the Rose, Notre Dame nightmare and Longhorn landslide. 1, 4-6C



Stock g
will en
After 3 years
looks to esca
Experts see.
New
book
SWA

APRIL 25, 2003

The Murphy Football Center is officially opened with a ribbon-cutting ceremony in the facility's Gant Plaza. The state-of-the-art building boasts over 100,000 square feet devoted solely to the Wolfpack football program.

NOVEMBER 22, 2003

Philip Rivers' jersey is retired before the Pack's final game. Rivers finished his career ranked second in NCAA history with 13,484 passing yards and 13,582 yards of total offense, both ACC records. He was named the 2003 ACC Player of the Year after setting an NCAA Division I record for career starts by a quarterback with 51.

MARCH 14, 2004

Demolition begins on the old press box to make way for Vaughn Towers - Carter-Finley Stadium's new facility that boasts luxury suites and a press box.

NOVEMBER 27, 2004

NC State plays its season finale and becomes just the third team in ACC history to lead the NCAA in total defense, giving up just 221.4 yards per game.

DECEMBER 31, 2005

NC State caps off its season with a 14-0 shutout of South Florida in the Meineke Car Care Bowl. It marks the first time the Wolfpack had posted a shutout in a bowl game and was the only shutout in a 2005 bowl game.

APRIL 29, 2006

The Wolfpack's Mario Williams becomes the first player in ACC history to be selected as the number-one pick in the NFL draft. Williams, who was selected by the Houston Texans, was one of three NC State players taken in the first round.

DECEMBER 9, 2007

Tom O'Brien is introduced as NC State's 33rd head coach. O'Brien says his goal is to make the Wolfpack champions in the classroom, in the community and on the football field.

DECEMBER 1, 2008

The Wolfpack's Russell Wilson becomes the first freshman in ACC history to earn first-team all-conference honors at quarterback.

APRIL 18, 2009

A school-record 21,000+ people come out to support the Pack at the annual spring game, which has been renamed the Kay Yow Spring Game in honor of the former NC State women's basketball coach.



OCTOBER 9, 2010

Due to unprecedented demand for student tickets, Director of Athletics Deborah A. Yow adds bleacher seats and the third-largest crowd in NC State history, 58,083, attends the Wolfpack's game against Virginia Tech.

NOVEMBER 13, 2010

Linebacker Nate Irving sets an NCAA record

with eight tackles for loss in the win over Wake Forest.

DECEMBER 28, 2010

NC State ties for the second-highest win total in school history with a 23-7 win over West Virginia in the Champs Sports Bowl. The Wolfpack finishes with a 9-4 mark and a top-25 final ranking.



TRADITIONS & TIDBITS

WHY THE WOLFPACK?

Prior to 1921, the athletic teams at the North Carolina College of Agricultural and Mechanical, which would become NC State, were referred to the "Farmers," the "Aggies," the "Tech," and the "Red Terrors."

The Wolfpack was first mentioned in association with NC State athletics in 1921, when an anonymous letter-writer to the school newspaper mentioned that some of the school's football players were as unruly as a pack of wolves. The name stuck for football although until 1946, all other athletics teams were called the "Red Terrors."

At first, football cheerleaders used a live Minnesota timber wolf named "State" as the team mascot, but he made just one appearance at Riddick Stadium. According to UPI, the wolf had "to be dragged across the field, a sniping and snarling bundle of fur." "State" was eventually sold to a traveling animal show.

In July, 1946, Chancellor J.W. Harrelson asked students to consider a new nickname for its athletics team, noting that German U-boats were called "Wolfpacks" and the name had developed some seriously negative connotations during World War II.

But the contest to find a new nickname drew some rather uninspiring entries and in the end, there were more letters in support of retaining the Wolfpack nickname than anything else. This inspired a mechanical engineering student named Ira Helms to build a seven-



foot tall mechanical robot with size 16 feet and a 120-inch chest. It was hollow inside and Helms climbed inside the contraption for the 1946 football game between NC State and Wake Forest.

In 1947, all athletics teams adopted the nickname "Wolfpack," and cheerleaders continued to use live wolves, nicknamed "Lobo," when they could be found, as mascots for football. In 1966, a new wolf, Lobo III, was purchased to commemorate the opening of Carter Stadium.

However, following the season, an NC State zoology professor named Fred Barkalow discovered that Lobo III was actually a coyote, not a wolf. In the fall of 1967, the Wolfpack was called the "Kool Kyoties," a name that was popularized by *Sports Illustrated* following the Wolfpack's stunning upset of No. 2 ranked Houston.

COMING HOME

Since Tom O'Brien was named head coach in December of 2006, he began inviting all former players back each spring for a reunion. Hundreds of players from every decade since the 1940s have returned, bringing their families to the Kay Yow Spring Game and to the players' reunion the night before.



WALK OF CHAMPIONS

It's not the oldest Wolfpack tradition, but it has become one of the fans' and players' favorite parts of Wolfpack football. A couple of hours before kickoff, fans begin lining the walkways in front of the Murphy Football Center, forming a path for the team to walk through.

The band and cheerleaders are there, but the majority of the excitement comes from the multitude of Wolfpack fans who line the narrow path, cram between trees and jam the plaza in front of the building to cheer on the Pack before they get dressed for the game.

This year, the path of the Walk of Champions will change to give more fans a chance to get close to the players.



HALL OF FAMERS

The honor of being elected to the College Football Hall of Fame is the highest one accorded in the collegiate game and the Wolfpack has three former players and a former coach in that elite group.

The players include consensus All-American and Outland Trophy winner Jim Ritcher, Jack McDowall, who played for NC State from 1925-27, former Pack quarterback Roman Gabriel, and most recently, Dennis Byrd, who was inducted in December of 2010.

Lou Holtz, who coached the Wolfpack from 1972-75, was elected to the Hall of Fame in April of 2008.

Jim Donnan, who played for the Pack from 1965-67, is also a member of the Hall of Fame, but was inducted as a coach.

THE PINK & BLUE FROM STATE?

When NC State was founded in 1887, it was called the North Carolina College of Agricultural and Mechanical Arts (A&M). When A&M fielded its first football team in 1892, the squad took the field in pink and blue uniforms. In 1895, after three years wearing the not-quite-intimidating color scheme, the squad voted to wear brown and white. That less-than-colorful design lasted just a year before the student body decided on red and white for the school colors.

MUST BE THE SHOES

Before the 1967 season opener with North Carolina, a group of Wolfpack defenders, came up with a unique fashion statement that would bond their unit together: they took their black cleats and polished them white. After a 13-7 victory over the Tar Heels, the polishing quickly became a Friday night tradition.

The Pack defense allowed just 94 points in 11 games that season, but the luck that may or may not have had anything to do with shoe color almost came to an end when the squad traveled to the Astrodome to play second-ranked Houston. Because the game would be played on artificial grass, the Pack had to borrow soccer shoes from the Houston Athletic Department.

TRADITIONS & TIDBITS

The defensive players pondered the ethical implications of changing the color of the borrowed footwear, but finally decided that the white shoes were a necessity. The charm worked, as the Pack defense held the nation's top-ranked offense scoreless in three quarters, recovered three fumbles, intercepted two passes, blocked an extra point and a field goal attempt in an NC State upset.



to give recognition to some special players who work hard behind the scenes.

Each week, two special players are given the honor of carrying the flags of the United States and the state of North Carolina. The offensive and defensive scout team players for the week, chosen by the coaching staff, lead the team onto the field.

pink tape or worn pink bracelets - the signature color of the fight against breast cancer.

All proceeds from the game each year will go to the Kay Yow/WBCA Cancer Fund and Kay Yow scholarships endowment. More than 21,000 came to the 2010 game, while the attendance tally topped 25,000 in 2010. In 2010, 13,439 faithful fans braved driving rains and dire weather predictions to come and see their beloved Pack.

In the first three years, more than \$65,000 has been raised.

SHOW YOUR WOLF

It's easy to do: just touch your middle finger and your ring finger to your thumb to make the nose and hold your pinkie and your forefinger in the air to make the ears. You've made a wolf!

FLAG BEARERS

Another tradition that Tom O'Brien has begun at NC State is that of bringing the American and state of North Carolina flags onto the field when the team enters prior to kickoff. He wanted the Wolfpack program to not only honor our nation and state, but also

KAY YOW SPRING GAME

The newest tradition surrounding Wolfpack football is the newly renamed Kay Yow Spring Football Game. Although the Wolfpack has played a spring game every year for decades, Tom O'Brien decided in 2009 to permanently name the event in honor of Hall of Fame women's basketball coach Kay Yow, who died in January of 2009 after a valiant battle with breast cancer.

The coaches have worn pink shirts and hats and the players have been taped with

WOLFPACK HISTORY



RETIRED JERSEYS


18

ROMAN GABRIEL (QB)

At NC State: A two-time All-American, Roman Gabriel starred at quarterback for NC State in the early 1960s and finished his career holding virtually every Wolfpack passing record. An academic All-American, Gabriel saw his jersey retired and presented to him by Governor Terry Sanford on Jan. 20, 1962 at halftime of an NC State-Maryland basketball game in Reynolds Coliseum. A first-round draft pick by the Los Angeles Rams, he went on to a distinguished professional career.

In the Professional Ranks: Gabriel played 15 seasons in the NFL, splitting time with the Los Angeles Rams (1962-72) and the Philadelphia Eagles (1973-77). He was named the NFL's Most Valuable Player in 1969 and earned Pro Bowl spots in 1967, 1968, 1969 and 1970. He was the MVP of the 1970 Pro Bowl.

He ranked as the Rams' all-time passing leader with 22,223 yards and 154 touchdowns (1,705 com./3,313 att.) and threw for 7,221 yards and 45 touchdowns (661 com./1,185 att.) with the Eagles. In 1973, he led the NFL with 3,219 yards and 23 touchdown passes. He still holds the Rams' career records for: touchdown passes (154), passing yards (22,223), passes attempted (3,313), and passes completed (1,705). Gabriel was inducted into the College Football Hall of Fame in 1989.



51

JIM RITCHER (OL)

At NC State: Jim Ritcher is one of three Atlantic Coast Conference players to win the Outland Trophy, awarded annually to the nation's premier lineman. A two-time consensus All-American, Ritcher won the Outland Trophy as a Wolfpack senior in 1979, when he literally cleared the way for NC State to win the ACC Championship. Still an active member of the Wolfpack family, Ritcher, whose sons John and

Harrison both played for NC State, thrived in the NFL for 16 years, playing in four Super Bowls with the Buffalo Bills. Ritcher's No. 51 was retired on Feb. 8, 1987. He was inducted into the College Football Hall of Fame in 1998.




In the Professional Ranks: A first-round draft choice in 1980, Ritcher went on to play 16 seasons in the NFL, splitting time with the Buffalo Bills (1980-93) and the Atlanta Falcons (1994-95). An All-Pro choice in 1986, 1988, and 1990, Ritcher played in the 1992 and 1993 Pro Bowls. He also played in four Super Bowls with Buffalo and played in more games than any other Buffalo Bill (225). He was inducted into the Buffalo Hall of Fame in 2005 and was the recipient of the Gerald R. Ford Legends Award in 2009.

40

DICK CHRISTY (HB)

At NC State: Scoring all 29 of NC State's points, Dick Christy earned the Wolfpack its first Atlantic Coast Conference Championship in a 29-26 win in the




Pack's season-finale at South Carolina on Nov. 23, 1957. Christy earned first team All-America recognition from the Associated Press and United Press International for his efforts that season. He ended his career in '57 holding 14 NC State records and four ACC records. Nearly 40 years later, Christy's jersey was retired on Nov. 8, 1997 in a game against Maryland. He died in a car accident in 1965 and was named to the ACC's Silver Anniversary Team in 1978.

In the Professional Ranks: Christy played five seasons in the NFL, splitting time with

the Pittsburgh Steelers (1958), Boston Patriots (1960) and the New York Titans (1961-63). He was selected to play in the 1962 AFL All-Star game and led the AFL and NFL in punt returns in 1961 and 1962 with 21.3 and 16.7 yards per return, respectively. In 1962, he was named his team's MVP, when he led the squad in rushing, punt returns and kickoff returns.

23

TED BROWN (RB)



At NC State: Ted Brown is inarguably the greatest running back to play for NC State, if not in the Atlantic Coast Conference. A native of High Point, N.C., Brown rushed for a school and

ACC record 4,602 yards from 1975-78. He scored 51 touchdowns during his career, which stood as the top mark in ACC history until 2005. His jersey was retired during pregame ceremonies prior to his final home game on Nov. 18, 1978 against Duke. He was a first-round draft pick of the Minnesota Vikings where he enjoyed an all-star career.

In the Professional Ranks: Brown starred for eight seasons in the NFL as a member of the Minnesota Vikings squad from 1979-86. He scored 53 career touchdowns (40 rushing and 13 receiving), the fifth-best mark in Viking history. His 4,546 career rushing yards ranks third in the history of that franchise.

81

TORRY HOLT (WR)

At NC State: Torry Holt was a human highlight film for NC State from 1995-98, and culminated his career by being named a consensus All-American. Holt rewrote the Wolfpack record books, setting single game, single season and career records in almost every passing category. He also set an ACC record with 3,379 reception yards for his career. The two-time All-ACC performer was named the ACC Player

RETIRED JERSEYS

of the Year and Offensive Player of the Year following his senior campaign, and was also a finalist for the Biletnikoff Award, honoring the nation's top wide receiver. His jersey was retired on



Jan. 16, 1999 during halftime ceremonies of the final NC State-UNC basketball contest that was played in Reynolds Coliseum.

In the Professional Ranks: Holt was a first-round draft pick of the Saint Louis Rams in 1999, the sixth selection overall, and made the Pro Bowl seven times. He won a Super Bowl ring during his rookie campaign, and in the process set Super Bowl rookie records with seven catches and 109 receiving yards. He was the first player in NFL history to record five straight seasons with 1,300 receiving yards, and he was the fifth-fastest in NFL history to 5,000 yards and fourth-fastest to 500 career receptions. Holt played with the Jacksonville Jaguars in 2009 and the New England Patriots in 2010 before announcing his retirement. He now serves as an analyst for the NFL Network.

77

DENNIS BYRD (DL)

At NC State: Dennis Byrd was a dominating presence for the Wolfpack's famed "White Shoes" defense, competing on the defensive line for NC State from 1965-67. An adept pass rusher who combined size, agility, strength and a desire for hitting, Byrd was the Pack's first consensus All-American, earning honors in 1967. He was also the first three-time All-ACC player in league history, earning accolades all three years that he lettered. As a junior, he led the voting for All-ACC line-man and after




his senior campaign, participated in four college all-star games. Byrd, who passed away in July of 2010, was inducted into the National Football Foundation's Hall of Fame in December of that year.

In the Professional Ranks: Byrd was a first-round draft pick of the Boston Patriots of the American Football League in 1968.

63

BILL YOEST (OG)



At NC State: A consensus All-American guard, Bill Yoest lettered for the Wolfpack from 1970-73 and was the recipient of the 1973 Jacobs Blocking Trophy. A Pittsburgh native, Yoest won All-America honors from the Associated Press, UPI, Football Writers, Football Coaches, NEA and Walter Camp that season. Yoest was selected for two postseason all-star games, the '74 Hula Bowl and the East-West Shrine Game, in which he was elected co-captain of the East squad. His No. 63 was retired at halftime of the North Carolina game, Sept. 27, 2003.

In the Professional Ranks: Played a short stint with the Orlando Blazers of the World Football League and then returned to Raleigh, where he started a financial services business.

17

PHILIP RIVERS (QB)

At NC State: The 2003 ACC Player of the Year, Philip Rivers started all 51 games at quarterback for the Wolfpack over his four years, an NCAA record. Rivers rewrote the record books for both NC State and the ACC in every passing and total offense category. Rivers ended up the second-leading passer in NCAA history with 13,494 career passing yards and 13,582

career yards of total offense and finished tied for fifth in NCAA history with 95 career TD passes. The Athens, Ala., native capped off his marvelous career with a stellar senior season in which



Rivers led the nation with a 72.0 completion percentage and 170.49 pass efficiency rating. Rivers became the first QB in ACC history and only the seventh in NCAA history to throw for 3,000 yards in three different seasons. The MVP of the 2003 Tangerine Bowl with his fifth 400-yard passing day of the year, Rivers was also named the MVP of the Senior Bowl. His jersey, number 17, was retired before his final home game, Nov. 22, 2003.

In the Professional Ranks: A first-round draft choice, Rivers was selected by the New York Giants with the fourth pick of the 2004 NFL Draft and was traded to the San Diego Chargers minutes later. He has been selected to the Pro Bowl three times.

WOLFPACK ALL-AMERICANS

(FIRST OR SECOND TEAM)



John Ripple, Tackle
1918 - *Walter Camp (2nd)*

NC State's first All-American selection, John Ripple was also the first collegiate player in the state of North Carolina to be named to the prestigious Walter Camp squad. At 6-0, 180 pounds, he had never played football until making the squad as a sophomore in 1918.



Steve Sabol, Center
1935 - *Newspaper Enterprise Assoc. (2nd)*
Associated Press (3rd)

A Campbell, Ohio, native, Sabol became the Pack's starting center as a sophomore in 1933. The 6-0, 190-pounder played every snap in eight of State College's nine contests that season, sitting out just one quarter: the final period in a rout of Catawba. He was a three-time All-Southern Conference selection (1933-35) during his career.



Ed "Ty" Coon, Tackle
1938 - *World Telegram (2nd); College Humor (2nd); 1939 - Newspaper Enterprise Association (2nd); New York Sun (2nd); Hearst (3rd); Dr. L.H. Baker (3rd)*

This All-Southern Conference selection played on the Wolfpack varsity squad from 1938-40. A 6-3, 202 pounder from Watertown, Conn., Coon had his best game against highly ranked Alabama in 1938, when he led the defense in tackles and blocked a punt.



Elmer Costa, Tackle
1949 - *UPI (HM); 1950 - Chicago Tribune (1st)*

At 220 pounds, Costa was touted as the heaviest Wolfpack player in the late 40s. A two-time All-Southern Conference honoree, he helped the Pack earn a huge upset versus Maryland in 1950 in NC State's first televised game. He was named the AP's National Lineman of the Week for that performance.



Dick Christy, Halfback
1957 - *Associated Press (1st); UPI (1st)*

Dick Christy starred on the freshman squad in 1954, advancing to the varsity the following year. At 5-10, 190 pounds, he led the team in rushing with 602 yards that season, and then ran for 589 yards, threw for 123 yards and returned kickoffs and touchdowns in 1956.

He will always be remembered for scoring all 29 points in NC State's ACC Title-clinching 29-26 win over South Carolina in 1957. He was named the ACC Player of the Year and ACC Athlete of the Year as a senior.

Dick Christy Career Stats

Year	Rush	Yds.	Avg.	TD	Rec-Yds
1955	85	602	7.1	4	12-197
1956	119	589	5.0	3	2-38
1957	144	626	4.3	13	10-211
Total	348	1817	5.2	20	24-486



Roman Gabriel, Quarterback
1960 - *Football Writers (1st); Football News (1st); Football Coaches (2nd); UPI (2nd); NEA (2nd); 1961 - Football Writers (1st); Football News (1st); Football Coaches (1st); Time Magazine (1st); UPI (2nd); NEA (2nd)*

At 6-4, 200 pounds, Roman Gabriel began his collegiate career as a star in the defensive secondary as well as being the Wolfpack signal caller. The Wilmington, N.C., native was tabbed as the National Sophomore Back of the Year by *The Saturday Evening Post* and *Playboy* prior to his sophomore campaign. He didn't disappoint, leading the NCAA in completion percentage with a school record .604 in 1959. He threw for a then-school record 2,951 yards passing for his career, including 19 touchdowns. He ranked eighth nationally in total offense in 1960 and 14th during his senior campaign. He was named the ACC Player of the Year in 1960 and 1961 and was a 1960 Academic All-American. He went on to a spectacular professional career, earning four trips to the Pro Bowl and being named the NFL's MVP in 1969.

Roman Gabriel Career Stats

Year	Att.	Com.	Pct.	Yds.	TD	Int.	Rush	Yds
1959	134	81	.604	832	3	7	54	-44
1960	186	105	.565	1182	8	7	98	164
1961	186	99	.532	937	8	6	174	196
Total	506	285	.563	2951	19	20	326	316



Don Montgomery, End
1963 - *Football Writers (2nd)*

A 6-2, 216 pound end from Albemarle, N.C., Don Montgomery overcame injuries in his first two collegiate campaigns and earned All-ACC honors as a junior in 1962. He also enjoyed great success for the Wolfpack on the baseball diamond, earning second-team all-league status.



Dennis Byrd, Defensive Tackle
1966 - *Football Writers (1st); NEA (1st); Associated Press (2nd); 1967 - Consensus 1st Team (Associated Press, UPI, The Sporting News, NEA, Football Writers, Football Coaches, Central Press, Time Magazine, Walter Camp Foundation, Playboy)*

At 6-4, 257 pounds, Dennis Byrd dominated many big games during his career with the Wolfpack. He was the first player in ACC history to earn three first-team All-ACC honors and became NC State's first consensus All-American.



Fred Combs, Defensive Back
1967 - *Football Writers (1st); UPI (2nd); Associated Press (HM)*

A key member of the "White Shoes" defense in 1967, Fred Combs contributed two punt returns for touchdowns over 70 yards and a 70-yard interception return for a score that season. The Hertford, N.C., native set an ACC record with 434 yards in punt returns that season and sealed the win versus second-ranked Houston with an interception.



Gerald Warren, Kicker
1967 - *Associated Press (2nd); 1968 - Associated Press (1st)*

An Elizabeth City, N.C., native, Gerald Warren set an NCAA record with 17 field goals during the 1967 campaign. He finished the year with 70 kicking points, another national best. He also became the first kicker ever to lead the ACC in scoring.

WOLFPACK ALL-AMERICANS

Gerald Warren Career Stats

Year	G	PAT	FG	LP	Pts.
1966	2	2-2	0-2	-	2
1967	10	19-19	17-22	47	70
1968	10	22-23	9-16	47	49
Total	22	43-44	26-38	47	121



Ron Carpenter, Defensive Tackle 1968 - NEA (1st)

A 6-5, 255-pounder from High Point, N.C., Ron Carpenter was a two-time All-ACC selection and earned All-America honors as a junior. He went on to the NFL in 1970, starting for seven seasons with the Cincinnati Bengals.



Carey Metts, Center 1968 - Football Writers (2nd)

A 6-2, 230-pounder from Greensboro, N.C., Carey Metts played almost every snap during his sophomore, junior and senior campaigns. He came to NC State after playing a year at Elon College.



Bill Yoest, Guard 1973 - Consensus 1st Team (Associated Press, UPI, Football Writers, Football Coaches, NEA, Walter Camp)

A 6-0, 243 pound Pittsburgh, Pa., native, Bill Yoest moved into the starting lineup as a sophomore in 1970, but his football career almost ended when he had surgery to remove part of a vertebra following the season. After redshirting in 1971, he regained his starter's position and was an All-ACC honoree as a junior. In addition to being named a consensus All-American in 1973, he also won the Jacobs Blocking Trophy for the ACC.



Stan Fritts, Fullback 1974 - Associated Press (2nd)

An Oak Ridge, Tenn., native, Stan Fritts tallied an ACC record 42 touchdowns during his career at State, despite his 6-0, 165 pound frame. He also set what was then a school rushing record with 2,542 yards. He was an All-ACC performer as a sophomore and senior and was a 1973 Academic All-American.

Stan Fritts Career Stats

Rushing	G	Att.	Yds.	Avg.	TD
1972	11	145	689	4.8	17
1973	11	144	684	4.8	13
1974	11	245	1169	4.8	12
Total	33	534	2542	4.8	42



Don Buckey, Split End 1975 - Football Writers (1st)

While his twin brother Dave was starting at quarterback, Don Buckey rewrote the NC State record books in the receiving categories. The 5-11, 160 pounder was an All-ACC performer, catching 102 passes for 1,735 yards during his career.

Don Buckey Career Stats

Year	G	Rec.	Yds.	Avg.	TD
1972	11	18	292	16.3	0
1973	11	24	439	18.3	2
1974	11	26	452	17.4	2
1975	11	34	551	16.2	1
Total	44	102	1734	17.0	5



Johnny Evans, Punter 1977 - NEA (2nd)

A High Point, N.C., native, Johnny Evans still holds the ACC record for punting average at 44.02 yards, a mark that also ranks among the all-time NCAA leaders. He led the league in punting three straight years, while starting at quarterback for the Wolfpack two seasons.

Johnny Evans Career Punting Stats

Year	G	No.	Yds.	BK	Avg.
1974	11	38	1653	0	43.5
1975	11	42	1874	0	44.6
1976	11	47	2168	0	46.1
1977	11	58	2448	0	42.2
Total	44	185	8143	0	44.0



Ted Brown, Running Back 1978 - Consensus 1st Team (Associated Press, UPI, Football Writers, Football Coaches)

A 5-11, 170 pound High Point, N.C., native, Ted Brown, was named the ACC Freshman of the Year in 1975 and went on to set the league record for career rushing yards that still stands (4,602 yards). He is the only player in league history to earn four first-team All-ACC honors. When he finished his career, he ranked fourth on the NCAA Division I all-time career rushing chart, trailing only Tony Dorsett, Archie Griffin and Ed Marinaro with 4,602 yards. He was a four-time All-ACC performer and went on to play seven years with the Minnesota Vikings.

Ted Brown Career Stats

Year	G	Rush	Yds.	Avg.	TD	Rec-Yds
1975	10	142	913	6.4	13	16-160
1976	11	198	1088	5.5	13	25-239
1977	11	218	1251	5.7	14	24-164
1978	11	302	1350	4.5	11	17-197
Total	43	860	4602	5.4	51	82-760



Jim Ritcher, Center 1978 - Consensus 1st Team (Associated Press, UPI, Football Writers, Football Coaches); 1979 - Consensus 1st Team (Associated Press, UPI, Football Writers, Football Coaches)

A 6-3, 245-pounder from Hinckley, Ohio, Jim Ritcher was the 1979 recipient of the Outland Trophy, which is presented annually to the nation's premier lineman. He won the ACC's Jacobs Blocking Trophy twice and went on to a successful NFL career.



Vaughan Johnson, Linebacker 1983 - The Sporting News (1st), Associated Press (2nd) Vaughan Johnson, a 6-3, 230 pound Morehead City, N.C., native, paced State in tackles in 1982 (167) and 1983 (144) and his 384 career stops still ranks third on the Wolfpack list. He went on to a successful NFL career, earning All-Pro honors from 1988-92.

Vaughan Johnson Career Stats

Year	UT	AT	Tot.	TFL	Sk
1980	8	8	16	0-0	0-0
1981	31	26	57	1-2	0-0
1982	92	75	167	7-10	4-24
1983	77	67	144	4-8	3-25
Total	208	176	384	12-20	7-49



WOLFPACK ALL-AMERICANS



Nasrallah Worthen, Wide Receiver

1986 - *Football News* (3rd); 1988 - *Sporting News* (2nd)

A 5-9, 170-pound Jacksonville, Fla., native, Naz Worthen earned All-ACC honors in 1986 and 1988 and ranked as the NC State career leader in receptions and receiving yards following his career.

Nasrallah Worthen Career Stats

Year	G	Rec.	Yds.	Avg.	TD	KOR	PR
1984	9	9	200	22.2	1	13-287	0-0
1985	11	26	505	19.4	2	20-448	0-0
1986	10	41	686	16.7	4	2-48	0-0
1987	-- Redshirted --						
1988	11	55	856	15.6	7	1-23	10-106
Total	41	131	2247	17.2	14	36-806	10-106



Jesse Campbell, Strong Safety

1989 - *Football News* (2nd), *UPI* (HM), *The Sporting News* (HM); 1990 - *Football News* (1st), *The Sporting News* (1st), *UPI* (2nd), *Associated Press* (3rd)

A native of Vanceboro, N.C., Jesse Campbell earned ACC Rookie of the Year honors in 1988 and then went on to earn three All-ACC honors. In 1988, he led the Pack in tackles (83), tackles for loss (11-53), passes broken up (11) and interceptions (five).

Jesse Campbell Career Stats

Year	G	UT	AT	Tot.	TFL	SK	FC/FR	Int	PBU
1988	11	64	21	85	11-53	0-0	6/1	5-71	11
1989	11	70	36	106	7-32	4-33	6/4	2-8	9
1990	10	53	25	78	4-10	1-8	3/1	0-0	10
Total	32	187	82	269	22-95	5-41	15/6	7-79	30



Mike Reid, Strong Safety

1992 - *Associated Press* (2nd)

A 1992 All-ACC performer, Mike Reid led the Pack in PBUs as a junior (14) and senior (13) and both marks still rank among the Wolfpack single season bests. The 6-2, 219 pound native of Pacolet, S.C., tallied 88 tackles during his senior campaign.

Mike Reid Career Stats

Year	G	UT	AT	Tot.	TFL	Int	PBU
1989	10	9	8	17	0-0	0-0	0
1990	-- Redshirted --						
1991	11	61	22	83	5-22	2-31	14
1992	12	64	24	88	4-16	3-88	13
Total	33	134	54	188	9-38	5-119	27



Sebastian Savage, Cornerback

1992 - *UPI* (2nd), *Football News* (2nd)

A 5-11, 187 pound cornerback from Carlisle, S.C., Sebastian Savage certainly lived up to his name. He earned first-team All-ACC honors in 1991 and 1992 and broke up 16 passes in his career.

Sebastian Savage Career Stats

Year	G	UT	AT	Tot.	Int	PBU
1989	11	18	13	31	0-0	0-0
1990	11	56	29	85	0-0	3-8
1991	11	43	20	63	0-0	5-102
1992	12	71	19	90	3-5	1-0
Total	45	188	81	269	3-5	9-110



Steve Videtich, Kicker

1994 - *UPI* (2nd), *Football News* (2nd)

This 6-2, 218-pound kicker from Winston-Salem, N.C., earned All-ACC honors in 1993 and 1994. He still owns the sixth- and seventh- best single season field goals marks in school history (16 in 1994, 14 in 1992) and ranks third in career field goals with 42.

Steve Videtich Career Stats

Year	G	PAT	FG	LP	Pts.
1991	0	0-0	0-0	-	0
1992	12	38-38	14-22	48	80
1993	11	26-28	12-13	46	62
1994	11	29-31	16-18	50	77
Total	34	93-97	42-53	50	219



Marc Primanti, Placekicker

1996 - *Consensus 1st Team* (*Associated Press*, *The Sporting News*, *Football Writers Association*, *Football News*)

Dubbed "Mr. Automatic" by the end of his senior campaign, the 5-7, 171-pound Thorndale, Pa., native connected on all 20 of his field goal attempts and all 24 of his PATs in 1996. In addition to his consensus All-America status, he was also the recipient of the Lou Groza Collegiate Placekicker Award.

Marc Primanti Career Stats

Kicking	G	PAT	FG	LP	Pts.
1995	11	27-28	11-13	45	60
1996	11	24-24	20-20	48	84
Total	22	51-52	31-33	48	144



Torry Holt, Wide Receiver

1998 - *Consensus 1st Team* (*Associated Press*, *The Sporting News*, *AFCA*, *Football Writers*, *Football News*)

A 6-1, 193 pound native of Gibsonville, N.C., Torry Holt rewrote the NC State and ACC record books during his senior campaign. He set the league mark for career receiving yards (3,379) and set Wolfpack career bests for receptions (191), touchdown receptions (31) and 100-yard receiving games (14). He was named the ACC Player of the Year and Offensive Player of the Year for 1998 and was a two-time all-conference choice.

Torry Holt Career Stats

Year	G	Rec.	Yds.	Avg.	TD	PR	All-Pur
1995	11	17	261	15.4	1	5-20	557
1996	7	24	415	17.3	3	1-(-1)	566
1997	11	62	1099	17.7	16	12-162	1267
1998	11	88	1604	18.2	11	20-273	1979
Totals	40	191	3379	17.7	31	38-454	4369



Lloyd Harrison, Cornerback

1998 - *Associated Press* (2nd), *Football News* (2nd) 1999 - *Associated Press* (3rd), *CBS Sportsline* (2nd)

Lloyd Harrison led the ACC in interceptions and passes broken up as a junior in 1998, tallying seven picks and 23 PBUs. The 5-11, 180 pound cornerback from Floral Park, N.Y., was also named a preseason All-American for 1999 by Playboy. Finished his career ranked third in school history with 12 interceptions, third in passes broken up with 40.

WOLFPACK ALL-AMERICANS

Lloyd Harrison Career Stats

Year	GP-GS	UT	AT	Tot.	FC/FR	Int.	PBU
1996	8-0	2	1	3	0/0	0-0	0
1997	11-2	27	11	38	0/0	0-0	2
1998	11-11	55	25	80	2/0	7-51	23
1999	12-12	56	12	68	0/1	5-0	15
Total	42-25	140	49	198	2/1	12-51	40



Koren Robinson, Wide Receiver

2000 - *Football News (2nd), AP (3rd)*

Koren Robinson was named first-team All-ACC as a wide receiver and return specialist in 2000. A semifinalist for the 2000 Biletnikoff Award, the Belmont, N.C., native became the second wide receiver in school history to go over 1,000-yards in a season. He concluded

his brief career ranked fifth in school history with 1,914 receiving yards and seventh in receptions with 110. Robinson tied the school record with Torry Holt for most 100-yard receiving games with 14 and was a first-round draft pick of the Seattle Seahawks in 2001.

Koren Robinson Career Stats

Year	GP-GS	Rec	Yds	TD	All-Purp.
1999	11-6	48	853	2	1,016
2000	11-8	62	1,061	13	1,880
Totals	22-14	110	1,914	15	2,896



Levar Fisher, Linebacker

2000 - *Football Writers, Football News (1st), AP, Walter Camp (2nd); 2001 - AP (1st), AFCA (1st), All American Football Foundation (1st), Football News (2nd), The Sporting News (3rd)*

Levar Fisher set the NC State career record for tackles with 492 in his four-year career. A two-time first-team All-ACC performer, he led the nation in tackles with an average of 15.1 per game in 2000. The ACC's 2000 Defensive Player of the Year and a finalist for the Bronko Nagurski Trophy, he is tied for third in Wolfpack history in career tackles for loss (33-147) and is tied for second in fumbles caused (9). Fisher was also a semifinalist for the 2001 Butkus Award.

Levar Fisher Career Stats

Year	GP-GS	PI	Hit	Ast	Tot	TFL-YD	Sk-YD	QP	FC/FR	PBU
1998	11-8	NA	39	35	74	3-21	2-17	4	3/0	4
1999	12-12	663	63	41	104	12-62	3.5-34	8	0/1	1
2000	11-11	750	90	76	166	15-46	5-22	5	5/3	8
2001	11-11	700	84	64	148	3-18	1.5-17	4	1/2	2
Totals	45-42	NA	276	216	492	33-147	12-90	21	9/6	15



Terrence Holt, FS

2002 - *The Sporting News (1st), All-American Football Foundation (1st), CNN/SI (2nd)*

A two-time All-ACC performer, Terrence Holt finished his career as the ACC career leader with 12 blocked kicks. He was a finalist for the Mosi Tatupu National Specialist of the Year award in 2002 and was semi-finalist for the Thorpe Award. He also set the NC State record for career tackles for a defensive back with 315 for his career, ranking fourth on the 2002 NC State squad with 100 stops. He could also be the national record holder with eight career blocked field goals, he tied a national mark with four in 2001 and had one in 2002.

Holt Career Stats

Year	GP-GS	PI	Hit	Ast	Tot	TFL-YD	Sk-YD	FC/FR	PBU	Int	BK
1999	12-1	58	13	9	22	2-12	0.5-9		1	0-0	2
2000	11-11	791	53	36	89	3-7	0-0	1/0	7	1-34	3
2001	11-11	795	62	42	104	4-7	0-0	1/2	5	1-22	4
2002	14-14	882	70	30	100	2-9	1-8	3/1	7	2-12	3
Totals	48-37	2526	198	117	315	11-35	1.5-17	5/3	20	4-68	12



Mario Williams, DE

2005 - *Sports Illustrated (1st), Walter Camp (2nd); 2004 - Freshman All-American - Football News, Football Writers, The Sporting News*

Mario Williams followed his record-setting college career by becoming the first ACC player ever to earn the number-one pick in the NFL draft. A two-time first-team All-ACC performer, the Richlands, N.C., native was named the team MVP for 2005 when he set the NC State single-season records for tackles for loss (27.5) and sacks (14.5). That sack total led the ACC and ranked fourth nationally, while his TFLs ranked second in the league, tied for sixth nationally. The NC State career record holder with 55.5 stops behind the line of scrimmage, his 25.5 career sacks tied for the best mark in school history. He also set the Wolfpack single game records for tackles for loss (6) and sacks (4) in the win over Southern Miss.

Williams Career Stats

Year	GP-GS	PI	Hit	Ast	Tot	TFL-YD	Sk-YD	QP	PBU	CF
2003	13-13	759	34	22	56	13-44	5-27	7	5	2
2004	11-11	587	44	13	57	15-82	6-49	19	2	0
2005	12-10	765	48	19	67	27.5-101	14.5-80	23	4	1
Totals	36-34	2111	126	54	180	55.5-227	25.5-156	49	11	3



Nate Irving, LB

2010 - *Sports Illustrated (1st), Scout.com (1st), Walter Camp (2nd), AP (3rd)*

After missing the entire 2009 season due to serious injuries sustained in a car accident, Nate Irving bounced back to collect All-America honors during his senior campaign in 2010. A first-team All-ACC performer, he tied for the team lead with 97 total tackles and served as one of three team captains, collecting first-team All-America honors from Sports Illustrated and Scout.com, while taking second-team from Walter Camp and third-team from the Associated Press. Named the nation's "elite" linebacker by the College Football Performance Awards, Irving set an NCAA as a senior when he tallied eight tackles for loss in a win over Wake Forest. He was a co-recipient of the ACC's prestigious Piccolo Award, given annually to the league's "most courageous" player.

Year	GP-GS	PI	Hit	Ast	Tot	TFL-YD	Sk	FC/FR	INT	PBU	QP
2007	11-4	296	30	22	52	7-31	1-7	2/0	0-0	2	3
2008	10-9	517	55	29	84	12-41	1-8	1/1	4-83-1	4	1
2010	13-13	773	51	46	97	20.5-77	6.5-41	3/2	0-0	3	7
Totals	34-26	1,586	136	97	233	39.5-149	9.5-56	7/3	4-83-1	9	11



ACC HONORS

ATHLETE OF THE YEAR

- 1957 Dick Christy
- 1960 Roman Gabriel

PLAYER OF THE YEAR

- 1957 Dick Christy, HB
- 1960 Roman Gabriel, QB
- 1961 Roman Gabriel, QB
- 1973 Willie Burden, RB
- 1986 Erik Kramer, QB
- 1998 Torry Holt, WR
- 2003 Philip Rivers, QB

OFFENSIVE PLAYER OF THE YEAR

- 1998 Torry Holt, WR
- 2003 Philip Rivers, QB

DEFENSIVE PLAYER OF THE YEAR

- 2000 Levar Fisher, LB

ROOKIE OF THE YEAR

- 1975 Ted Brown, RB
- 1981 Joe McIntosh, RB
- 1986 Ray Agnew, DT
- 1988 Jesse Campbell, SS
- 1998 Ray Robinson, TB
- 1999 Koren Robinson, WR
- 2000 Philip Rivers, QB
- 2002 T.A. McLendon, TB
- 2008 Russell Wilson, QB

COACH OF THE YEAR

- 1957 Earle Edwards
- 1963 Earle Edwards
- 1965 Earle Edwards
- 1967 Earle Edwards
- 1972 Lou Holtz
- 1986 Dick Sheridan

JACOBS BLOCKING TROPHY

ACC's Outstanding Blocker

- 1941 Bob Cathey, BB
- 1948 Robert Bowlby, BB
- 1949 Robert Bowlby, BB
- 1973 Bill Yoest, G
- 1978 Jim Ritcher, C
- 1979 Jim Ritcher, C

BRIAN PICCOLO AWARD

ACC's Most Courageous Player

- 1977 Ralph Stringer, DB
- 1991 Scott Adell, OL
- 2009 Toney Baker, HB

ALL-ACC

(as selected by the Atlantic Coast Sports Media Association)

First- or second-team only

- 1954 George Marinkov, RB (2nd)
- 1955 Dick Christy, HB (2nd)
Al D'Angelo, G (2nd)
- 1956 John Collar, E (2nd)
John Szuchan, T (2nd)
- 1957 Dick Christy, HB
Jim Oddo, C
- 1957 Darrell Dess, T (2nd)
Dick Hunter, RB (2nd)
Bill Rearick, G (2nd)
- 1958 Bob Pepe, E
Bill Rearick, G
Joe Rodri, G (2nd)
Ken Trowbridge, RB (2nd)
- 1959 Frank Morocco, G (2nd)
Ron Podwika, RB (2nd)
- 1960 Roman Gabriel, QB
Collice Moore, T
Jim Fitzgerald, C (2nd)
Alex Gilleskie, G (2nd)
Jim Tapp, E (2nd)
- 1961 Roman Gabriel, QB
John Morris, E
- 1962 Don Montgomery, E
Joe Scarpati, RB (2nd)
Bill Sullivan, G (2nd)
- 1963 Jim Rossi, QB
Bill Sullivan, G
Bert Wilder, T
Don Montgomery, E (2nd)
Joe Scarpati, RB (2nd)
- 1964 Ray Barlow, E
Glenn Sasser, T
Bennett Williams, OG
- 1965 Dennis Byrd, DT
Tony Golmont, DB
Shelby Mansfield, RB
Pete Sokalsky, DE
John Stec, OG
- 1966 Dennis Byrd, DT
Don DeArment, RB
Dave Everette, LB
Bill Gentry, OT
Art McMahan, DB
Gary Rowe, WR
John Stec, OG
- 1967 Dennis Byrd, DT
Mark Capuano, DE
Norm Cates, OG
Fred Combs, DB
Harry Martell, WR
Gerald Warren, PK

- 1968 Mark Capuano, DE
Ron Carpenter, DT
Bobby Hall, RB
Don Jordan, OG
Carey Metts, C
Jack Whitley, DB
Gary Yount, DB
- 1969 Ron Carpenter, DT
Mike Hilka, DB
Don Jordan, OG
Jack Whitley, DB
Gary Yount, DB
- 1970 George Smith, LB
Jack Whitley, DB
- 1972 Willie Burden, RB
Rick Druschel, OT
Stan Fritts, RB
Pat Kenney, FL
Bruce Shaw, QB
Mike Stultz, DB
Bill Yoest, OG
- 1973 Willie Burden, RB
Rick Druschel, OT
Bobby Pilz, DB
Mike Stultz, DB
Bill Yoest, OG
- 1974 Bob Blanchard, OG
Mike Devine, DB
Justus Everett, C
Stan Fritts, RB
- 1975 Ted Brown, RB
Dave Buckley, QB
Don Buckley, SE
Pat Hovance, TE
Tom Higgins, DT
Tom Serfass, OG
Ralph Stringer, DB
Ted Brown, RB
Mike Fagan, OT
- 1976 Ted Brown, RB
Richard Carter, DB
Ralph Stringer, DB
- 1978 Ted Brown, RB
Chris Dieterich, OT
Simon Gupton, DT
Jim Ritcher, C
Nathan Ritter, PK
Woodrow Wilson, DB
- 1979 Chris Dieterich, OT
Simon Gupton, DT
Jim Ritcher, C
Woodrow Wilson, DB
- 1980 Bubba Green, DT
Chris Koehne, OT
- 1981 Todd Auten, PK
Chris Koehne, OT
Donnie LeGrande, DB
Joe McIntosh, RB
- 1982 Eric Williams, DB
- 1983 Vaughan Johnson, LB

ACC HONORS

- 1984 Joe McIntosh, RB
- 1984 Joe Milinichik, OT
- 1985 Erik Kramer, QB
- 1986 Mike Cofer, PK
- Kelly Hollodick, P
- Erik Kramer, QB
- Nasrallah Worthen, WR
- 1987 Chuck Massaro, C
- Craig Salmon, P
- 1988 Ray Agnew, DT
- Scott Auer, OLB
- Jesse Campbell, DB
- Fred Stone, LB
- Nasrallah Worthen, WR
- 1989 Ray Agnew, DT
- Jesse Campbell, DB
- Bobby Houston, OLB
- Mike Kavulic, WR (2nd)
- Shane Montgomery, QB (2nd)
- Rich Pokrant, OG (2nd)
- Fernandus Vinson, DB (2nd)
- 1990 Jesse Campbell, DB
- Charlie Cobb, OG (2nd)
- Joe Johnson, DB (2nd)
- Mike Jones, DT (2nd)
- Fernandus Vinson, DB (2nd)
- 1991 Charles Davenport, WR
- Sebastian Savage, DB
- Scott Adell, OT (2nd)
- Clyde Hawley, OG (2nd)
- Mike Reid, DB (2nd)
- Mark Thomas, DT (2nd)
- 1992 Anthony Barbour, RB
- Mike Gee, OG
- Tyler Lawrence, OLB
- Ricky Logo, MG
- David Merritt, ILB
- Mike Reid, DB
- Sebastian Savage, DB
- Neal Auer, TE (2nd)
- Eddie Goines, WR (2nd)
- George Hegamin, OT (2nd)
- Terry Jordan, QB (2nd)
- Tim Kilpatrick, P (2nd)
- Carl Reeves, DT (2nd)
- 1993 Damien Covington, ILB
- Eddie Goines, FL
- Tyler Lawrence, OLB
- Steve Videtich, K
- Gary Downs, RB (3rd)
- Eric Taylor, DT (3rd)
- De. Washington, CB(2nd)
- Todd Ward, C (2nd)
- James Walker, SS (3rd)
- 1994 Damien Covington, ILB
- Eddie Goines, WR
- Steve Videtich, PK
- C. Hennie-Roed, OG (2nd)
- Steve Keim, OG (2nd)
- Carl Reeves, DT (2nd)

- T. Stephens, TB (2nd)
- 1995 Steve Keim, G (2nd)
- Jon Redmond, G (2nd)
- 1996 Marc Primanti, PK
- Lonnie Gilbert, G (2nd)
- 1997 Torry Holt, WR
- Lonnie Gilbert, G
- Tremayne Stephens, RB
- 1998 Lloyd Harrison, CB
- Torry Holt, WR
- Jamie Barnette, QB (2nd)
- Ian Rafferty, OT (2nd)
- 1999 Lloyd Harrison, CB
- Tony Scott, CB (2nd)
- 2000 Levar Fisher, LB
- Koren Robinson, WR
- Adrian Wilson, SS (2nd)
- Terrence Holt, FS (2nd)
- 2001 Levar Fisher, LB
- Terrence Holt, FS
- Corey Smith, DE (2nd)
- Willie Wright, TE (2nd)
- 2002 Sean Berton, TE
- Dantonio Burnette, LB
- Jerricho Cotchery, WR
- Terrence Holt, FS
- T.A. McLendon, TB
- Chris Colmer, OT (2nd)
- Shawn Price, DE (2nd)
- Shane Riggs, OG (2nd)
- Philip Rivers, QB (2nd)
- 2003 Jerricho Cotchery, WR
- Sean Locklear, OT/OG
- Andre Maddox, ROV
- Philip Rivers, QB
- Pat Thomas, LB (2nd)
- 2004 Mario Williams, DE
- Manny Lawson (2nd)
- 2005 Manny Lawson, DE
- Stephen Tulloch, LB
- Mario Williams, DE
- Darrell Blackman, Spec (2nd)
- T.J. Williams, TE (2nd)
- 2006 Darrell Blackman, Spec.
- Demarcus "Tank" Tyler, DT
- Anthony Hill, TE (2nd)
- 2007 DaJuan Morgan, S (2nd)
- Darrell Blackman, Spec. (2nd)
- 2008 Russell Wilson, QB
- 2009 George Bryan, TE
- Willie Young, DE (2nd)
- 2010 George Bryan, TE
- Nate Irving, LB
- Owen Spencer, WR (2nd)
- Russell Wilson, QB (2nd)

- J.B. Bray, C
- 1917 Dick Gurley, QB
- John Ripple, G
- Solomon L. Homewood, T
- 1918 John Ripple, G
- Bill Wagner, G
- 1927 Jack McDowall, HB
- 1928 Fred Vaughan, G
- 1934 Steve Sabol, C
- 1935 Steve Sabol, C
- 1939 Ed Coon, T
- 1944 Howard Turner, TB
- 1946 Howard Turner, TB
- 1948 Bernie Watts, G
- 1949 Charley Musser, G
- 1950 Elmer Costa, T
- Ed Mooney, TB
- 1951 Elmer Costa, T



Earle Edwards was a four-time ACC Coach of the Year.

ALL-SOUTHERN CONFERENCE

- 1910 D.A. Roberson, HB
- D.B. Floyd, G



ACADEMIC HONORS

ACADEMIC ALL-AMERICANS

(3.2 GPA or higher, regular starter)

First Team

- 1960 Roman Gabriel, QB
- 1963 Joe Scarpati, HB
- 1967 Steve Warren, OT
- 1971 Craig John, OG
- 1973 Stan Fritts, FB
- Justus Everett, C
- 1974 Justus Everett, C
- 1980 Calvin Warren, P
- 1995 Chris Hennie-Roed, OT

Second Team

- 1958 Bill Rearick, G
- 1972 Stan Fritts, FB
- 1975 Darryl Jackson, DB
- Jack Hall, LB

Third Team

- 1961 Dennis Kroll, E
- 1966 Don Donaldson, E
- 1968 Bobby Hall, HB
- 1970 Jim Hardin, HB

MISCELLANEOUS HONORS

HAMPSHIRE HONOR SOCIETY

- 2009 Andy Barbee, OG/C
- 2010 David Akinniyi, DE

NATIONAL FOOTBALL FOUNDATION POSTGRADUATE SCHOLARSHIP

- 1967 Steve Warren, T
- 1975 Darryl Jackson, DB
- 1981 Calvin Warren, P

NCAA POSTGRADUATE SCHOLARSHIP

- 1975 Justus Everett, C
- 1982 Calvin Warren, P

WEAVER/JAMES/CORRIGAN SCHOLARSHIP

(Awarded by the ACC)

- 1976 Darryl Jackson
- 1982 Calvin Warren
- 1990 Charlie Cobb
- 2004 Adam Kiker
- 2007 William Lee
- 2008 Luke Lathan
- Steven Hauschka (honorary winner)

ACC SENIOR MERIT AWARDS

(Student-Athletes with the highest cumulative GPAs.)

- 1957 John Szuchan
- 1958 Dick Hunter
- 1965 William Hall,
- 1968 Steve Warren
- 1970 Jim Hardin
- 1972 Craig John
- 1975 Justus Everett
- 1976 Dave Roberts
- 1977 Jack Hall
- 1982 Calvin Warren
- 1987 Erik Kramer
- 1994 Chuck Browning

PHI BETA KAPPA

- 1995 Michael Glasheen

HITACHI "PROMISE OF TOMORROW" SCHOLARSHIP

(Postgraduate scholarship for player who plans to pursue a teaching career.)

- 1992 Neal Auer, TE
- 1993 Miller Lawson, TE
- 1994 Loren Pinkney, DT

HITACHI/CFA SCHOLAR-ATHLETES

- 1994 Chris Hennie-Roed, OG
- 1995 Jon Rissler, DE

ACADEMIC ALL-ACC

- 1954 Harry Lodge, E
- 1955 Bob Kennel, E
- 1956 Bob Kennel, E
- 1957 Bill Rearick, G
- 1958 Bill Rearick, G
- 1959 Ron Podwika, HB
- 1960 Roman Gabriel, QB
- 1961 Dennis Kroll, E
- Joe Scarpati, HB
- 1962 Skip Matthews, G
- Joe Scarpati, HB
- 1963 Bill Hall, E
- Joe Scarpati, HB
- 1964 Bill Hall, E
- Steve Parker, T
- 1965 Flake Campbell, G
- Shelby Mansfield, HB
- 1966 Jim Donnan, QB
- Dave Everett, LB
- Bill Gentry, T
- Bill James, S
- Steve Warren, T
- 1967 Don Donaldson, E
- Jim Donnan, QB
- Bobby Hall, WB

- 1968 Steve Warren, T
- Bob Follweiler, DE
- Bobby Hall, WB
- 1969 Charlie Bowers, HB
- Bob Follweiler, DE
- Mike Hilka, LB
- Jim Smith, DB
- 1970 Jim Hardin, HB
- Bill Phillips, T
- Jim Smith, DB
- Bill Vlachos, DT
- Bryan Wall, LB
- 1971 Clyde Chesney, DE
- Bill Culbertson, C
- Lynn Daniell, D
- Craig John, G
- Roger McSwain, DT
- Bill Miller, DB
- Bryan Wall, LB
- 1972 George Bell, DT
- Justus Everett, C
- Stan Fritts, FB
- Ed Hoffman, LB
- Bryan Wall, LB
- 1973 Rick Druschel, T
- Justus Everett, C
- Stan Fritts, FB
- 1974 Mike Devine, DE
- Justus Everett, C
- Jack Hall, LB
- Pat Hovance, TE
- 1975 Bill Cherry, LB
- Jack Hall, LB
- Tom Higgins, MG
- Dan Meier, DB
- Darryl Jackson, DB
- 1976 Bill Cherry, LB
- Jack Hall, LB
- Richard Wheeler, DB
- 1977 Jon Hall, DE
- 1980 Bobby Longmire, TE
- Neal Musser, LB
- Calvin Warren, P
- 1981 Todd Auten, PK
- Bobby Longmire, TE
- Calvin Warren, P
- 1982 Ken Loney, DB
- 1983 Chris Morhard, DB
- 1984 Elliott McCabe, LB
- 1985 Kelly Hollodick, PK / P
- 1986 Kelly Hollodick, PK / P
- Jesse Jones, NG
- Erik Kramer, QB
- 1987 Charlie Cobb, C
- Brian Gay, DB
- Greg Maready, PK
- Dean Mason, QB/DB
- 1988 Charlie Cobb, C
- Lance Hammond, G
- Chris Hartsell, DB

- Dean Mason, QB/DB
- Donnie Sims, FB
- 1989 Lance Hammond, G
- 1990 Charlie Cobb, C
- 1991 Todd Harrison, TE
- Mark Thomas, DT
- Eddie Goines, WR
- 1992 Neal Auer, TE
- Mike Gee, OG
- Eddie Goines, WR
- William Strong, DB
- 1993 Eddie Goines, WR
- Chris Hennie-Roed, OG
- 1994 Eddie Goines, WR
- Chris Hennie-Roed, OG
- William Strong, DB
- 1995 Jay Dukes, P
- 1997 Tremayne Stephens, RB
- 1998 Ray Robinson, TB
- Clayton White, LB
- 1999 Todd Boyle, OT
- Levar Fisher, OLB
- 2000 Philip Rivers, QB
- Clayton White, OLB
- 2001 Adam Kiker, PK
- J.J. Washington, CB
- 2002 Chris Colmer, OG
- Austin Herbert, P
- 2003 Austin Herbert, P
- Adam Kiker, PK
- Jed Paulsen, C
- Lamont Reid, CB
- Philip Rivers, QB
- 2004 Brian Clark, WR
- John McCargo, DT
- Jed Paulsen, C
- Lamont Reid, CB
- 2005 Andre Brown, TB
- William Lee, SN
- 2006 William Lee, SN
- 2007 Meares Green, OG/T
- Steven Hauschka, PK
- Luke Lathan, C
- 2008 Harrison Beck, QB
- Meares Green, OG
- 2009 Andy Barbee, C/OG
- Bobby Floyd, S
- Russell Wilson, QB
- 2010 Russell Wilson, QB



ACC ACADEMIC HONOR ROLL

3.0+ FOR YEAR

1957	Robert Kennel Wallace Prince Steve Vitek	1973	Richard Druschel Justus Everett Stan Fritts M.D. Guthrie Samuel Harrell Edward Hoffman Darryl Jackson Patrick Korsnick Charles Walters Scott Wilson	1980	David Fillippeli Ronnie Lee Robert Longmire James Musser Calvin Poole Calvin Warren	1990	Danny Peebles John Roderick Donny Sims Matt Williams Neal Auer Jay Gunter Lance Hammond Dan Hayden Matt Osborne Trey Paul Loren Pinkney Dexter Royal Matt Williams Robert Yelverton	1996	Jon Rissler Chris Hennie-Roed Todd Boyle Jay Dukas Michael Glasheen Tom Loughlin Marc Primanti Charles Berry Jason Biggs Todd Boyle Jason Groff Tom Loughlin Chris Roseboro	2005	Russell Dubiskey Espoinisa Eatmon Austin Herbert Tucker King William Lee Jed Paulsen Eric Taylor Ashley Wingate John Amanchukwu John Bedics Brian Clark John Deraney Russell Dubisky Andrew Evans Michael Fedewa William Lee	
1962	Thomas Dellinger Roman Gabriel Hazel Matthews Joe Scarpati	1974	Tommy Butz Bill Cherry Charles Cook James Denning Mike Devine Richard Druschel Justus Everett Mike Goss Richard Haggerty John Hall Pat Hovance Darryl Jackson Howard Johnson David Roberts Bruce Shaw Ken Sheesley Jeff Weaver Harvey Willis	1981	Todd Auten Rich Learn Ronnie Lee Bobby Longmire Chris Morhard Calvin Poole Calvin Warren Michael Wright Thomas Hecmanczuk	1991	Neal Auer Chuck Browning Charlie Cobb Chuck Cole Dallas Dickerson Mike Gee Todd Harrison Matt Osborne Kirk Parrish William Strong John Vonnon	1997	William Brown Brad Collins Perry Cotten Danny Deskevich Scott Earwood Jason Groff Christian Hall Lloyd Harrison Stephen Hunter Andy Mallard Scott Overton Ronnie Safrin Andy VanDerVeer Keegan Weir	2006	LeRue Rumph Andy Barbee Andrew Evans Michael Fedewa Jonathan Macrae Demario Pressley Andy Barbee Harrison Beck Justin Burke Jamaine Clemmons John Deraney Andrew Evans Michael Fedewa Meares Green Luke Lathan William Lee Bradley Pierson Van Proctor Marcus Stone Loid Atkinson	
1963	Merrick Barnes William Hall David Stout	1975	Lewis Bolin John Brown Tommy Butz Bill Cherry Bernard Colbert John Cook Justus Everett Robert Feimster John Gargano Frank Haywood Tom Higgins Roland Hooks John Huff	1982	Ken Loney Chris Morhard Mark Shaw Calvin Warren	1992	Neal Auer Randy Banner Chuck Browning Ben Carter Dallas Dickerson Mike Gee Walt Gerard Gregg Giannamore Eddie Goines Chris Hennie-Roed Kirk Parrish Jon Rissler Rodney Sherrill John Vonnon	1998	George Anderson Chris Coleman Scott Earwood John Fletcher Derek Green Quincy King Bradley Reynolds Ray Robinson Sebastian Rodriguez Andy Vanderveer	2007	Andy Barbee Harrison Beck Justin Burke Jamaine Clemmons John Deraney Andrew Evans Michael Fedewa Meares Green Luke Lathan William Lee Bradley Pierson Van Proctor Marcus Stone Loid Atkinson Andy Barbee Harrison Beck John Bedics Scott Bradsher Jamaine Clemmons Wayne Crawford Andrew Evans Meares Green Michael Maurer Eric Weaver Derrick White Russell Wilson	
1964	William Hall Jr.	1976	Tommy Butz Caesar Campana Bill Cherry Rusty Coggins Mike Crabtree Jack Hall Tom Higgins Darryl Jackson Ricky Knowles Dan Meier Rodger Parker Chris Pate Johnny Richardson Dave Roberts Richard Wheeler	1983	Bob Cooley Kelly Hollodick Chris Morhard Craig Cooley Greg Matthews Elliott McCabe Tim Strein	1993	Neal Auer Justin Beyer Chuck Browning Dallas Dickerson Gary Downs Walt Gerard Chris Hennie-Roed Marc Hubble Shawn Johnson Chris Lambiotte Chris Love Jay Mattox Scott Miller Mike Moore James Newsome Andreas O'Neal Aaron Perryman Loren Pinkney Kimatni Rawlins Chad Ray Russell Sprinkles Kevin Barbour Daryl Beard Chuck Browning Mark Castaldi Brad Collins Dallas Dickerson Chris Dwyer Chris Hennie-Roed Chris Love James Newsome Loren Pinkney Jason Price Chad Ray Jon Rissler Russell Sprinkles Brad Collins	1999	Brandon Adams Levar Fisher Joe Gray Derek Green Adam Kiker Walker Franklin Scott Earwood Lloyd Harrison J.J. Washington Casey Dimeo Ricky Fowler Austin Herbert Adam Kiker Josh Oakes Ray Robinson Andy Vanderveer Clayton White Chris Colmer Casey Dimeo Adam Kiker John Ritcher Pat Thomas Ashley Wingate Chris Young	2008	Andy Barbee Harrison Beck John Bedics Scott Bradsher Jamaine Clemmons Wayne Crawford Andrew Evans Meares Green Michael Maurer Eric Weaver Derrick White Russell Wilson Loid Atkinson Andy Barbee Harrison Beck Scott Bradsher Jamaine Clemmons Andrew Evans Mike Glennon Sterling Lucas Mike Maurer Grant Pearce Marty Stoner Eric Weaver Russell Wilson	
1965	William Hall Jr.	1977	Tommy Butz Bill Cherry Rusty Coggins Jack Hall Jon Hall J.D. Hayworth Jim Henderson Ricky Knowles Rodger Parker Richard Wheeler	1984	Greg Matthews Elliott McCabe Tim Strein	1994	Omarr Dixon Mark Lawrence Michael Ledford	2000	Brandon Adams Levar Fisher Joe Gray Derek Green Adam Kiker Walker Franklin Scott Earwood Lloyd Harrison J.J. Washington Casey Dimeo Ricky Fowler Austin Herbert Adam Kiker Josh Oakes Ray Robinson Andy Vanderveer Clayton White Chris Colmer Casey Dimeo Adam Kiker John Ritcher Pat Thomas Ashley Wingate Chris Young A.J. Booth Chuck Colmer A.J. Davis Casey Dimeo Leroy Harris Austin Herbert Adam Kiker William Lee Chris Moore John Ritcher James Slattery Alex Fantroy Michael McCall J.J. Washington Ashley Wingate	2009	Andy Barbee Harrison Beck Scott Bradsher Jamaine Clemmons Andrew Evans Mike Glennon Sterling Lucas Mike Maurer Grant Pearce Marty Stoner Eric Weaver Russell Wilson Donavon Counts Michael Glennon Dean Haynes David Hyde Tyler Kloc Corey Tedder Russell Wilson Andy Leffler Curtis Martin Michael Maurer Mike Overgaard Zachery Powell Tyler Purvis Corey Tedder Russell Wilson	
1966	Jim Donnan Steve Warren	1978	Dennis Brooks Danny Miller Dave Moody Rodger Parker	1985	Jeff Byrd Craig Cooley Tim Foster Kelly Hollodick Greg Matthews Elliot McCabe Adam Pate John Spirek John Spirek Kelly Hollodick Jesse Jones Erik Kramer Donnie Sims John Spirek	1995	Omarr Dixon Mark Lawrence Michael Ledford	2001	Casey Dimeo Ricky Fowler Austin Herbert Adam Kiker Josh Oakes Ray Robinson Andy Vanderveer Clayton White Chris Colmer Casey Dimeo Adam Kiker John Ritcher Pat Thomas Ashley Wingate Chris Young A.J. Booth Chuck Colmer A.J. Davis Casey Dimeo Leroy Harris Austin Herbert Adam Kiker William Lee Chris Moore John Ritcher James Slattery Alex Fantroy Michael McCall J.J. Washington Ashley Wingate	2010	Andy Barbee Harrison Beck Scott Bradsher Jamaine Clemmons Andrew Evans Mike Glennon Sterling Lucas Mike Maurer Grant Pearce Marty Stoner Eric Weaver Russell Wilson Donavon Counts Michael Glennon Dean Haynes David Hyde Tyler Kloc Corey Tedder Russell Wilson Andy Leffler Curtis Martin Michael Maurer Mike Overgaard Zachery Powell Tyler Purvis Corey Tedder Russell Wilson	
1967	Donald DeArment Donald Donaldson Jim Donnan Robert Evans Robert Follweiler Robert Hall Kelly Jones Charlie Noggle Steve Warren	1979	Bill Cowher Dave Fillippeli Jon Hall Frank Hitt George Jones	1986	Bob Cooley Kelly Hollodick Chris Morhard Craig Cooley Greg Matthews Elliott McCabe Tim Strein	1996	Omarr Dixon Mark Lawrence Michael Ledford	2002	Casey Dimeo Ricky Fowler Austin Herbert Adam Kiker Josh Oakes Ray Robinson Andy Vanderveer Clayton White Chris Colmer Casey Dimeo Adam Kiker John Ritcher Pat Thomas Ashley Wingate Chris Young A.J. Booth Chuck Colmer A.J. Davis Casey Dimeo Leroy Harris Austin Herbert Adam Kiker William Lee Chris Moore John Ritcher James Slattery Alex Fantroy Michael McCall J.J. Washington Ashley Wingate	2011	Andy Leffler Curtis Martin Michael Maurer Mike Overgaard Zachery Powell Tyler Purvis Corey Tedder Russell Wilson	
1968	Steve Warren			1987	Charlie Cobb Mike Cofer Brian Gay Erik Kramer Greg Maready Dean Mason Gus Purcell			2003	A.J. Booth Chuck Colmer A.J. Davis Casey Dimeo Leroy Harris Austin Herbert Adam Kiker William Lee Chris Moore John Ritcher James Slattery Alex Fantroy Michael McCall J.J. Washington Ashley Wingate			
1969	Johnny Bradsher Bill Culbertson James Hardin Craig John George Wall			1988	Charlie Cobb Ryan Cummings Bryan Gay Mark Gragg Lance Hammond Chris Hartsell Jay Holmes Randy Johnson Jesse Jones Dean Mason Joey Page Harrison Sims Greg Spence Matt Williams			2004	A.J. Booth Christopher Colmer Casey Dimeo			
1970	Harold Blake John Bradsher Stephen Diacont John Elliott III James Hardin Craig John William Phillips James Smith Bill Vlachos George Wall			1989	Neal Auer Charlie Cobb Ryan Cummings Mark Dilday Brian Gay Lance Hammond Chris Hartsell Dan Hayden Jay Holmes Kent Jordan Dean Mason Rudy Mills Trey Paul							
1971	David Adamczyk John Bradsher Clyde Chesney Bill Culbertson Richard Curran Lynn Daniell Joseph Giles James Hardin John Ivancic Craig John Richard Lanoy Roger McSwain William Miller Daniel Sarik John Saunderson Bryan Wall Gary Zickefoose											
1972	George Bell Peter Blocklin Dennis Britt Michael Charron Clyde Chesney Bill Culbertson John Elliott Justus Everett Edward Hoffman Craig John Richard Lanoy Roger McSwain Gary Moser Daniel Sarik Gary Saul John Saunderson James Sink George Smith Gary Starr William Terry Bryan Wall											

TEAM HONORS

GOVERNOR'S AWARD

Team MVP

- 1960 Roman Gabriel, QB
- 1961 Roman Gabriel, QB
- 1962 Chuck" Wachtel, T
- 1963 Bert Wilder, T
- 1964 Ronald Skosnik, QB
- 1965 Shelby Mansfield, HB
- Tony Golmont, S
- 1966 Gary Rowe, WB
- 1967 Fred Combs, DB
- 1968 Bobby Hall, HB
- 1969 Ron Carpenter, DT
- 1970 Steve Rummage, DE
- 1971 George Smith, MG
- 1972 Pat Kenney, Flk.
- 1973 Willie Burden, RB
- 1974 Stan Fritts, FB
- 1975 Dave Buckey, QB
- 1976 Ron Banther, DE
- 1977 Johnny Evans, QB-P
- 1978 Ted Brown, RB
- 1979 Jim Ritcher, C
- 1980 Wayne McLean, RB
- 1981 Robert Abraham, LB
- 1982 Tol Avery, QB
- 1983 Vaughan Johnson, LB
- 1984 Frank Bush, OLB
- 1985 Kelvin Crooms, LB
- 1986 Erik Kramer, QB
- 1987 Joey Page, OT
- 1988 Nasrallah Worthen, FL
- 1989 Ray Agnew, DT
- 1990 Fernandus Vinson, SS
- 1991 Charles Davenport, WR
- 1992 Anthony Barbour, RB
- 1993 Eddie Goines, WR
- 1994 Carl Reeves, DT
- 1995 Terry Harvey, QB
- 1996 Marc Primanti, PK
- 1997 Tremayne Stephens, TB
- 1998 Torry Holt, WR
- 1999 Jamie Barnette, QB
- 2000 Philip Rivers, QB
- 2001 Levar Fisher, OLB

- 2002 Dantonio Burnette, LB
- Terrence Holt, FS
- Philip Rivers, QB
- 2003 Philip Rivers, QB
- 2004 Andre Maddox, ROV
- Lamont Reid, CB
- Patrick Thomas, LB
- 2005 Mario Williams, DE
- 2006 Leroy Harris, OG/C
- Patrick Lowery, LB
- 2007 Jamelle Eugene, TB
- 2008 Russell Wilson, QB
- 2009 Willie Young, DE
- 2010 Nate Irving, LB

CAPTAINS AWARD

- 1987 Bobby Crumpler, TB
- Chris Johnson, SS
- Joey Page, OL
- Mark Smith, OLB
- 1988 Scott Auer, OLB
- Chuck Massaro, C
- Fred Stone, LB
- Nasrallah Worthen, FL
- 1989 Ray Agnew, DT
- Bobby Houston, OLB
- Shane Montgomery, QB
- 1990 Charles Davenport, WR
- Joe Johnson, CB
- Fernandus Vinson, SS
- 1991 Charles Davenport, WR
- Todd Harrison, TE
- Billy Ray Haynes, LB
- Clayton Henry, OLB
- 1992 Neal Auer, TE
- Ricky Logo, MG
- Sebastian Savage, DB
- 1993 Carl Reeves, DT
- Todd Ward, C
- Dew. Washington, CB
- 1994 Damien Covington, ILB
- Eddie Goines, WR
- Carl Reeves, DT
- 1995 Ricky Bell, CB
- Terry Harvey, QB

- Steve Keim, G
- Jon Rissler, DE
- 1996 Jimmy Grissett, SE
- Kenny Harris, SS
- Marc Primanti, PK
- 1997 Morocco Brown, LB
- Torry Holt, FL
- Seamus Murphy, C
- Tremayne Stephens, TB
- 1998 Bobbie Cotten, DE
- Torry Holt, WR
- Rodney Redd, SS
- 1999 Tony Scott, CB
- 2000 Jarvis Borum OT,
- Kent Passingham K
- Clayton White LB
- 2001 Levar Fisher, OLB
- Brian Williams, CB
- Willie Wright, TE
- Olin Hannum, QB
- 2002 Sean Berton, TE
- Dantonio Burnette, LB
- Terrence Holt, FS
- Shane Riggs, OG
- 2003 Jerricho Cotchery, WR
- Philip Rivers, QB
- Victor Stephens, FS
- Danny Young, SN
- 2004 Troy Graham, FS
- Andre Maddox, ROV
- Jed Paulsen, C
- Patrick Thomas, OLB
- 2005 Oliver Hoyte, LB
- Marcus Hudson, CB
- Manny Lawson, DE
- T.J. Williams, TE
- 2006 John Deraney, PK/P
- Leory Harris, OG/C
- Patrick Lowery, LB
- Tank Tyler, DT
- 2007 Martrel Brown, DE
- John Dunlap, WR
- Marcus Stone, TE
- 2008 Jeremy Gray, CB
- Anthony Hill, TE
- 2009 Jamelle Eugene, HB
- Jerrail McCuller, OT
- 2010 Nate Irving, LB
- Jarvis Williams, WR
- Russell Wilson, QB

- 1979 Mike Nall, DB
- 1980 Neal Musser, LB
- 1981 Todd Eckerson, OT
- 1982 William Powell, DT
- 1983 Barry Amatucci, DT
- 1984 Jeff Byrd, DB
- 1985 Johnny Davis, TE
- 1986 Gus Purcell, C
- 1987 Frank Stevens, C
- 1988 Kent Jordan, C
- 1989 Derrick Debnam, DT
- 1990 Dexter Royal, SS
- 1991 Clyde Hawley, OG
- 1992 Walt Gerard, DB
- 1993 Walt Gerard, DB
- 1994 Chris Love, LS
- 1995 Larry Daughtry, LS
- 1996 Chris Roseboro, SS
- 1997 Larry Daughtry, LS
- 1998 Jeff Butler, FB
- 1999 Scott Earwood, P
- 2000 Danny Young, LS
- Kent Passingham, K
- 2001 Olin Hannum, QB
- 2002 J.J. Washington, CB
- 2003 Victor Stephens, FS
- 2004 Dovonte Edwards, CB
- Rickey Fowler, OG
- 2005 Chris Young, H
- Chauncey Graham,FB
- 2006 William Lee, SN
- 2007 Steven Hauschka, PK
- 2008 Jeremy Gray, CB
- 2009 Matt Kushner, TE
- 2010 George Bryan, TE

EARLE EDWARDS AWARD

Letterman with Highest GPA

- 1972 Bryan Wall, LB
- 1973 Justus Everett, C
- 1974 Justus Everett, C
- 1975 Darryl Jackson, DB
- 1976 Jack Hall, LB
- 1977 Rodger Parker, G
- 1978 Rodger Parker, G
- 1979 Martin Cornelson, C/DE
- 1979 David Fillippeli, C
- 1980 Calvin Warren, P
- 1981 Calvin Warren, P
- 1982 Chris Morhard, DB
- 1983 Chris Morhard, DB
- 1984 Mark Shaw, T
- 1985 Erik Kramer, QB
- 1986 Erik Kramer, QB
- 1987 Dean Mason, QB
- 1988 Dean Mason, FS
- 1989 Donny Sims, FB
- 1990 Charlie Cobb, C
- 1991 Chuck Browning, QB
- 1992 Chuck Browning, DB
- 1993 Chuck Browning, DB
- 1994 Michael Glasheen, QB
- 1995 Michael Glasheen, QB
- 1996 Todd Boyle, T
- 1997 Perry Cotten, DT
- 1998 William Brown, LB
- 1999 Derek Green, C

BO REIN MEMORIAL

Vital Contribution in Unsung Role

- 1967 Chuck Amato, LB
- 1968 Settle Dockery, FB
- 1969 Robby Evans, G
- 1970 Steve Rummage, DE
- 1971 Bill Clark, DE
- 1972 Steve Lester, Flk.
- 1973 Harvey Willis, TE
- 1974 Mike Daley, LB
- Roland Hooks, RB
- 1975 Pat Hovance, TE
- Eddie Poole, DB
- 1976 Ricky Knowles, TE
- 1977 Tom Prongay, DT
- 1978 Kyle Wescoe, LB



2010 Team Captains: Russell Wilson, Jarvis Williams, Nate Irving

- 2000 Derek Green, C
- 2001 Adam Kiker, PK
- 2002 Adam Kiker, PK
- 2003 Adam Kiker, PK
- 2004 William Lee, SN
- 2005 William Lee, SN
- 2006 William Lee, SN
- 2007 Luke Lathan, C
- 2008 Meares Green, OG
- 2009 Andy Barbee, C/OG
- 2010 David Akinniyi, DE

BOB WARREN AWARD

Integrity and Sportsmanship

- 1972 Ed Hoffman, LB
- 1973 Rick Druschel, T
Mike Stultz, DB
- 1974 Mike Devine, DB
- 1975 Tom Higgins, MG
- 1976 Mike Fagan, T
- 1977 A. W. Jenkins, MG
- 1978 Tim Gillespie, G
- 1979 Scott Smith, QB
- 1980 Lin Dawson, TE
- 1981 Hillery Honeycutt, DB
- 1982 Earnest Butler, G
- 1983 Greg Steele, G
- 1984 Joe McIntosh, RB
- 1985 Mark Franklin, LB
- 1986 Pat Teague, LB
- 1987 Scott Auer, LB
- 1988 Scott Auer, LB
- 1989 Bryan Carter, PK
- 1990 Corey Edmond, OLB
- 1991 Neal Auer, TE
- 1992 Neal Auer, TE
- 1993 Todd Ward, C
Loren Pinkney, DT
- 1994 Dallas Dickerson, TE
- 1995 Terry Harvey, QB
- 1996 Mark Thomas, TE
- 1997 Mark Thomas, TE
- 1998 Rodney Redd, SS
- 1999 Tony Scott, CB
- 2000 Clayton White, LB
- 2001 Jerricho Cotchery, WR
- 2002 Drew Wimsatt, DE
Jerrick Hall, DT
- 2003 Jed Paulsen, C
- 2004 Mario Williams, DE
- 2005 John Ritcher, TE
- 2006 James Newby, OT
- 2007 Daniel Evans, QB
- 2008 Daniel Evans, QB
- 2009 Koyal George, CB
- 2010 David Akinniyi, DE

AL MICHAELS AWARD

Team Before Self

- 1974 John Marko, WR
- 1975 Tom Serfass, G
- 1976 Bill Cherry, LB
- 1977 Timmy Johnson, FB
Alan Baltrus, DB
- 1978 Mike Owens, DE
- 1979 Billy Ray Vickers, RB
- 1980 Eddie Jackson, RB
- 1981 Ricky Etheridge, DE
- 1982 Steve Jones, SE
- 1983 Todd Blackwell, DT

- 1984 A. V. Richards, DT
- 1985 Dillard Andrews, LB
- 1986 Kelvin Crooms, LB
- 1987 Sterling Quash, LB
- 1988 Joe Hollowell, QB
- 1989 Todd Varn, FB
- 1990 Charles Davenport, WR
- 1991 Todd Harrison, TE
- 1992 Neal Auer, TE
- 1993 Carl Reeves, DT
- 1994 Carl Reeves, DT
- 1995 Terry Harvey, QB
- 1996 Chris Roseboro, SS
- 1997 Seamus Murphy, C
- 1998 Torry Holt, WR
- 1999 Marcelle Hough, CB
- 2000 Dantonio Burnette, LB
Brian Williams, CB
- 2001 Willie Wright, TE
- 2002 Greg Golden, CB
Shane Riggs, OG
- 2003 F. Aughtry-Lindsay, LB
Tramain Hall, HB
Reggie Davis, TB
- 2004 Patrick Thomas, LB
- 2005 Jay Davis, QB
Tramain Hall, WR
- 2006 Marcus Stone, QB/TE
- 2007 Marcus Stone, TE
- 2008 John Bedics, OG
- 2009 Julian Williams, OG/T
- 2010 Audie Cole, LB

MIKE HARDY AWARD

Winning Attitude and Playing Beyond Capabilities

- 1975 Louis Alcamo, C
Doug Carter, DT
- 1976 Ron Banther, DE
- 1977 Richard Carter, DB
- 1978 Frank Hitt, T
- 1979 Brian O'Doherty, DT
- 1980 Frank Sisto, C
- 1981 Donnie LeGrande, DB
- 1982 Bobby Longmire, TE
- 1983 Andy Hendel, LB
- 1984 John McRorie, DB
- 1985 Phil Brothers, FL
- 1986 Pat Teague, LB
- 1987 Mack Jones, SE
- 1988 Scott Auer, OLB
- 1989 Todd Varn, FB
- 1990 Bobby Jurgens, WR
- 1991 Carl Reeves, DT
- 1992 Carl Reeves, DT
- 1993 Carl Reeves, DT
- 1994 Carl Reeves, DT
- 1995 Jon Rissler, DE
Brian Brooks, DE
- 1996 Duan Everett, LB
- 1997 Duan Everett, LB
- 1998 Ryan Hamrick, WR
- 1999 Ryan Hamrick, WR
- 2000 Derek Roberts, FB
Eric Leak, WR
- 2001 Terrence Holt, FS
- 2002 George Anderson, DE
Scott Kooistra, OT
- 2003 Jerricho Cotchery, WR
- 2004 Troy Graham, FS
John Ritcher, TE

- 2005 Renaldo Moses, DE
- 2006 Lamart Barrett, WR
- 2007 Patrick Bedics, FB
- 2008 Robbie Leonard, LB
- 2009 Leroy Burgess, DT
- 2010 Jarvis Williams, WR

CAREY BREWBAKER AWARD


Most Valuable Defensive Lineman

- 1978 Bill Cowher, LB
- 1979 John Stanton, MG
- 1980 Bubba Green, DT
- 1981 Al Della Porta, MG
- 1981 Al Della Porta, MG
- 1982 David Shelton, DT
- 1983 Vaughan Johnson, LB
- 1984 Frank Bush, OLB
- 1985 Raymond Phillips, DE
- 1986 Sandy Kea, NG
- 1987 Kent Winstead, NG
- 1988 Ray Agnew, DT
- 1989 Ray Agnew, DT
- 1990 Mike Jones, DT
- 1991 Ricky Logo, NG
- 1992 Ricky Logo, NG
- 1993 Tyler Lawrence, OLB
- 1994 Carl Reeves, DT
- 1995 Mike Harrison, DT
- 1996 George Williams, DT
- 1997 George Williams, DT
- 1998 Bobbie Cotten, DE
- 1999 Nate Goodson, DT
- 2000 Levar Fisher, LB
- 2001 Corey Smith
- 2002 Terrance Martin, DT
Shawn Price, DE
- 2003 John McCargo, DT
- 2004 Manny Lawson, DE
Mario Williams, DE
- 2005 Manny Lawson, DE
- 2006 Tank Tyler, DT
- 2007 Alan-Michael Cash, T
- 2008 Alan-Michael Cash, T
- 2009 Alan-Michael Cash, T
- 2010 Natanu Mageo, DL

GARY ROWE AWARD

Most Receptions

- 1978 Ted Brown, RB
- 1979 Mike Quick, WR
- 1980 Mike Quick, WR
- 1981 Mike Quick, WR
- 1982 Ricky Wall, TE
- 1983 Jeff Brown, TE
- 1984 Jeff Brown, TE
- 1985 Haywood Jeffries, WR
- 1986 Nasrallah Worthen, WR
- 1987 Mack Jones, WR
- 1988 Nasrallah Worthen, WR
- 1989 Mike Kavulich, WR
- 1990 Aubrey Shaw, TB
- 1991 Charles Davenport, WR
- 1992 Eddie Goines, WR
- 1993 Eddie Goines, WR
- 1994 Eddie Goines, WR
- 1995 Mike Guffie, WR
- 1996 Jimmy Grissett, WR
- 1997 Torry Holt, WR



Owen Spencer

- 1998 Torry Holt, WR
- 1999 Koren Robinson, WR
- 2000 Koren Robinson, WR
- 2001 Ray Robinson, TB
- 2002 Jerricho Cotchery, WR
- 2003 Jerricho Cotchery, WR
- 2004 T.J. Williams, TE
- 2005 T.J. Williams, TE
- 2006 Anthony Hill, TE
- 2007 John Dunlap, WR
- 2008 Owen Spencer, WR
- 2009 Jarvis Williams, WR
- 2010 Owen Spencer, WR

JIM RITCHER BLOCKING

Outstanding Offensive Lineman

- 1986 Chuck Massaro, C
- 1987 Joey Page, T
- 1988 Chuck Massaro, C
- 1989 Kent Jordan, C
- 1990 Todd Harrison, TE
- 1991 Scott Adell, OT
- 1992 Mike Gee, OG
- 1993 Eric Taylor, OT
- 1994 Jonathan Redmond, OG
- 1995 Steve Keim, G
- 1996 Seamus Murphy, C
- 1997 Seamus Murphy, C
- 1998 Ian Rafferty, OT
- 1999 Todd Boyle, OT
- 2000 Jarvis Borum, OT
- 2001 Chris Colmer, OT
- 2002 Sean Berton
Chris Colmer
- 2003 Sean Locklear, OT/OG
- 2004 Jed Paulsen, C
- 2005 Leroy Harris, C
- 2006 Leroy Harris, OG/C
- 2007 Luke Lathan, C
- 2008 Ted Larsen, C
- 2009 Ted Larsen, C
- 2010 Jake Vermiglio, OL

KEN MCNEILL IRON WOLF

Greatest Comeback from Injury

- 1991 Terry Jordan, QB
- 1992 Mike Gee, OG
- 1993 Loren Pinkney, DT
- 1994 Chris Hennie-Roed, OG
- 1995 Steve Keim, G
- 1996 Michael Foushee, TE

- 1997 Justin Burroughs, C
- 1998 Jamie Barnette, QB
Ian Rafferty, OT
- 1999 Chris Coleman, WR
- 2000 Alex Rice, OG
- 2001 Keegan Weir, OG
- 2002 Joe Gray, TE
Jed Paulsen, C
- 2003 Ricky Fowler, OG
- 2004 Chris Collmer, OG
- 2005 John Dunlap, WR
- 2006 Leroy Harris, OG/C
- 2007 DeMario Pressley, DT
- 2008 Anthony Hill, TE
- 2009 Toney Baker
- 2010 Nate Irving, LB

DEFENSIVE AWARD

Most Tackles

- 1992 David Merritt, ILB
- 1993 Tyler Lawrence, OLB
- 1994 Damien Covington, ILB
- 1995 Ricky Bell, CB
- 1997 Morocco Brown, OLB
- 1998 Jason Perry, FS
- 1999 Brian Williams, FS
- 2000 Levar Fisher, LB
- 2001 Levar Fisher, LB
- 2002 Dantonio Burnette, LB
- 2003 Andre Maddox, ROV
- 2004 Oliver Hoyte, LB
- 2005 Stephen Tulloch, LB
- 2006 Patrick Lowery, LB

SCOUT TEAM PLAYER OF THE YEAR

- 2001 Sean Berton, TE
Renaldo Moses, DE

- 2002 Tramain Hall, WR
Richard Washington, WR
Pat Lowery, LB
- 2003 Manny Lawson, LB
Chris Moore, QB
- 2004 David Green, WR
John Bedics, DE
- 2005 Alan-Michael Cash, T
Kyle Newell, WR
- 2006 Kenny Apilli, TB
Gavin Smith, DT
- 2007 J.R. Sweezy, DE
Russell Wilson, QB
- 2008 Mike Glennon, QB
Asante Cureton, DB
- 2009 Curtis Underwood, HB
Daryl Cato-Bishop, DE
- 2010 Daniel Imhoff, QB
Zach Powell, DB

MOST VALUABLE OFFENSIVE BACK

- 2001 Ray Robinson, TB
Philip Rivers, QB
- 2002 T.A. McLendon, TB
- 2003 Tramain Hall, HB
- 2004 T.A. McLendon, TB
- 2005 Andre Brown, TB
- 2006 Toney Baker, TB
- 2007 Jamelle Eugene, HB
- 2008 Andre Brown, HB
- 2009 Russell Wilson, QB
- 2010 Russell Wilson, WB

MOST VALUABLE DEFENSIVE BACK

- 2007 DaJuan Morgan, S



Taylor Gentry

- 2008 J.C. Neal, S
- 2009 Bobby Floyd, S
- 2010 Earl Wolff, S

MOST VALUABLE LINEBACKER

- 2007 Ernest Jones, WLB
- 2008 Nate Irving, WLB
- 2009 Ray Michel, MLB
- 2010 Nate Irving, MLB

SPECIAL TEAMS PLAYER OF THE YEAR

- 2001 Cotra Jackson, FB
- 2002 Julius Patterson, ROV
- 2002 Austin Herbert, P
Danny Young, SN
- 2003 Manny Lawson, DE
- 2004 J.J. Jones, FS
Pat Lowery, LB

- 2005 Garland Heath, ROV
- 2006 Darrell Blackman, WR
- 2007 Darrell Blackman, WR
- 2008 Ryan Goodman, LB
- 2009 Taylor Gentry, FB
- 2010 Taylor Gentry, FB

ATHLETIC DEPT. HONORS

H. C. Kennett Award *Outstanding All Around Student-Athlete at NC State*

Football Recipients

- 1963 Don Montgomery,
- 1964 William Halll
- 1966 Bill Gentry
- 1967 Jim Donnan
- 1972 Willie Burden
- 1975 Tom Higgins
- 1977 Johnny Evans
- 1978-79 Ted Brown
- 1979-80 Jim Ritcherl
- 1986-87 Erik Kramer
- 1988-89 Danny Peebles
- 1989-90 Shane Montgomery
- 1994-95 Terry Harvey
- 1996-97 Marc Primanti,
Alvis Whitted
- 1997-98 Tremayne Stephens
- 1998-99 Torry Holt
- 1999-00 Jamie Barnette
- 2002-03 Philip Rivers
- 2003-04 Philip Rivers
- 2006-07 Leroy Harris
- 2010-11 Russell Wilson

NATIONAL HONORS

NFF COLLEGE FOOTBALL HALL OF FAME

Buck Shaw
Inducted 1972
Head Coach: 1924

Jack McDowall
Inducted 1975
Player: 1925-27

Roman Gabriel
Inducted 1989
Player: 1959-61

Jim Ritcher
Inducted 1998
Player: 1976-79

Lou Holtz
Inducted 2008
Coach: 1972-75

Dennis Byrd
Inducted 2010
Player: 1965-67

Note: former Wolfpack player Jim Donnan (1965-67) has been inducted into the Hall of Fame as a coach.

LOU GROZA AWARD

1996—Marc Primanti

OUTLAND TROPHY


1979—Jim Ritcher, C

NCAA DISTRICT III COACH OF THE YEAR

1965—Earle Edwards
1967—Earle Edwards
1972—Lou Holtz

NCAA REGION I COACH OF THE YEAR

1986—Dick Sheridan



Marc Primanti



2011

NC STATE WOLFPACK FOOTBALL

IN THE AP POLL

WOLFPACK RECORDS

<u>1946</u>	Week	Rk	Record
	Oct. 7	T-19	2-0
	21	12	4-0
	Nov. 4	20	5-1
	Final 18	43	8-3

<u>1947</u>	Week	Rk	Record
	Oct. 13	18	2-2
	Dec. 1	16	5-3-1
	Final 17	29	5-3-1

<u>1956</u>	Week	Rk	Record
	Sept. 24	20	1-0

<u>1957</u>	Week	Rk	Record
	Sept. 30	13	2-0
	Oct. 7	13	3-0
	14	12	4-0
	21	11	4-0-1
	28	10	4-0-2
	Nov. 4	10	5-0-2
	11	19	5-1-2
	18	20	6-1-2
	25	15	7-1-2
	Final	15	7-1-2

Note: From 1961-67, the Associated Press only ranked the top 10 teams.

<u>1967</u>	Week	Rk	Record
	Oct. 9	9	4-0
	16	5	5-0
	23	5	6-0
	30	4	7-0
	Nov. 6	3	8-0
	13	10	8-1

<u>1972</u>	Week	Rk	Record
	Final	17	8-3-1

<u>1973</u>	Week	Rk	Record
	Sept. 10	17	2-0
	17	14	2-0
	24	19	2-1
	Nov. 12	20	6-3
	19	16	7-3
	26	16	8-3
	Dec. 3	16	8-3
	Final	16	9-3

<u>1974</u>	Week	Rk	Record
	Preseason	18	0-0
	Sept. 9	16	0-0
	16	15	1-0
	23	13	2-0
	30	8	3-0
	Oct. 7	11	4-0
	14	10	5-0
	21	17	5-1

Nov. 11	16	7-2
18	13	8-2
25	13	9-2
Dec. 2	13	9-2
Final	11	9-2-1

<u>1975</u>	Week	Rk	Record
Preseason	13	0-0	
Sept. 8	10	1-0	

<u>1978</u>	Week	Rk	Record
Oct. 2	20	4-0	
Final 18	18	9-3	

<u>1979</u>	Week	Rk	Record
Sept. 10	19	1-0	
17	19	2-0	
24	16	3-0	
Oct. 1	14	4-0	
8	17	4-1	
15	15	5-1	

<u>1986</u>	Week	Rk	Record
Oct. 21	20	4-1-1	
29	16	5-1-1	
Nov. 4	15	6-1-1	
26	19	8-2-1	
Dec. 2	18	8-2-1	

<u>1989</u>	Week	Rk	Record
Sept. 5	25	1-0	
12	19	2-0	
19	18	3-0	
26	15	4-0	
Oct. 3	14	5-0	
10	13	6-0	
17	12	6-0	

<u>1991</u>	Week	Rk	Record
Oct. 1	19	4-0	
8	16	5-0	
15	11	5-0	
22	12	6-0	
29	19	6-1	
Nov. 5	18	7-1	
12	24	7-2	
19	22	8-2	
25	21	9-2	
Dec. 2	21	9-2	
Final	24	9-3	

<u>1992</u>	Week	Rk	Record
Aug. 31	18	1-0	
Sept. 7	19	2-0	
14	16	3-0	
21	23	3-1	
28	21	4-1	
Oct. 5	25	4-2	
12	21	5-2	

19	23	5-2-1
26	21	6-2-1
Nov. 2	17	6-2-1
9	14	7-2-1
16	13	8-2-1
23	13	9-2-1
30	13	9-2-1
Dec. 7	12	9-2-1
Final	17	9-3-1

<u>1993</u>	Week	Rk	Record
Preseason	25	0-0	
Sept. 6	18	1-0	
13	17	2-0	
20	19	2-0	
27	24	2-1	

<u>1994</u>	Week	Rk	Record
Sept. 12	25	2-0	
19	24	2-0	
26	22	3-0	
Oct. 3	18	4-0	
10	27	4-1	
24	26	5-1	
Nov. 14	25	7-2	
28	23	8-3	
Dec. 5	23	8-3	
Final	17	9-3	

<u>1995</u>	Week	Rk	Record
Sept. 4	23	1-0	

<u>1998</u>	Week	Rk	Record
Sept. 14	20	2-0	

<u>1999</u>	Week	Rk	Record
Oct. 3	23	3-1	

<u>2000</u>	Week	Rk	Record
Aug. 30	24	1-0	
Sept. 6	23	3-0	
Sept. 13	20	3-0	
Sept. 20	25	3-1	

<u>2002</u>	Week	Rk	Record
Oct. 23	21	5-1	

<u>2003</u>	Week	Rk	Record
Preseason	16	0-0	
Sept. 1	15	1-0	
Sept. 8	24	1-1	

Dec. 17	17	10-3
Final	12	11-3

<u>2003</u>	Week	Rk	Record
Preseason	16	0-0	
Sept. 1	15	1-0	
Sept. 8	24	1-1	

<u>2010</u>	Week	Rk	Record
Sept. 26	23	4-0	
Oct. 31	23	6-2	
Nov. 21	21	8-3	
Final	25	9-4	



Wide receiver Koren Robinson helped the Pack earn a national ranking every week of the 2000 campaign.



ALL-TIME ASSISTANT COACHES

Aldridge, Miles (1990): OLB
 Amato, Chuck (1971-79): Def. Coor./ILB
 Andrews, Gus (1970-72): DL
 Archer, Mike (2007-pres.): Def. Coordinator
 Barry, Mike (2003-05): OL
 Batta, Tom (1983): Def. coor./ILB
 Beightol, Larry (1971-75): Off. coor./OL
 Belu, George (1979): OL
 Bible, Dana (1983-85): QB/WR; (2007-pres.)
 Offensive Coor./QB/WR
 Bollman, Jim (1983-85): Asst head coach/
 ILB
 Boswell, Bob (1974-75): LB/Special teams
 Brewbaker, Carey (1954-71), DL
 Bridge, Jim (2007-pres): TE (2007-10), OL
 (2011-pres.)
 Briggs, Kent (1989-99): Co-Def. coor./
 DB(1994-1996)/OLB (1991-93), Grad. asst.
 (1989-90)
 Buckley, Dave (1977; 1979-81): WR/QB
 Burke, Brian (1971-76): Off. coor./QB/WR
 Cain, Ted (1986-96): Off. coor./TE/OT (1996),
 Off. coor./QB(1993-95), Off. Coor./TE
 (1986-92)
 Caldwell, Robbie (1986-1999): Asst head
 coach/OL(1997-99), OL (1986-97)
 Canales, Mike (2001-02): QB
 Carroll, Pete (1980-82): Def. coor./DB
 Kavanaugh, Jim (1972-73; 1976-78):
 WR(1976-78), GA (1972-73)
 Chow, Norm (2000): Off. coor./QB
 Cignetti, Curt (2000-06): Recruiting coor./
 TE(2000-02; 2005-06), Recruiting coor./QB
 (2003-04)
 Clements, Johnny (1958-68): Freshman
 head coach
 Corrigall, Jim (1984-85): DL
 Demarest, Chris (2000-03): DB
 Diaz, Manny (2000-05): Safeties/Special
 teams coord. (2004-05), LB (2002-03),
 Def. GA (2000-01)
 Dixon, Dwayne (2005-06): WR
 Donnan, Jim (1968-71): Recruiting coor./QB/
 WR
 Draganac, Dick (1971): Freshman head
 coach
 Driscoll, Ernie (1962-71): RB
 Dunlap, Steve (2005-06): Def. coor./LB
 Feathers, Beattie (1952): Defensive coach
 Fisher, Charlie (1998-99): WR
 Galbraith, Marty (2000-02): Off. coor./
 OL(2001-02), OL (2000-01)
 Gibson, Claude (1967): Def. Sec.
 Gill, James Percy (1950): Freshman head
 coach
 Glowik, Jack (1983-84): DL
 Godette, Cary (2000-01; 1994): DL
 Green, Buddy (2000-01; 1986-93; 1978-79):
 Def. coor./Sec. (2000-01; 1990-93), Sec-
 ondary (1986-93), GA (1978-79)

Haluchak, Mike (1982): LB
 Harris, Bishop (1977-79): OLB
 Harrison, Bob (1974-76): OT/TE
 Haupt, Dale (1972-76): DL
 Hendrickson, Horace (1951-52): Backfield
 coach
 Herring, Reggie (2004): Def. coor./LB
 Hickman, Billy (1952-53): Off. backfield
 Hicks, William (1986-89): Strength and
 conditioning
 Holliday, John "Doc" (2000-04): Asst. head
 coach/WR
 Horton, Don (2007-pres): OL (2007-10), TE
 (2011-pres.)
 Ingles, Guy (1980-81): RB
 Johnson, Bruce (1974; 1976-78): Def. Sec.
 (1976-78), GA(1974)
 Karmazin, Mike (1952-53): OLB
 Kemp, Dick (1975-76) Off. backfield
 Kirk, Jerry (1971-75): DE
 Kiser, Jimmy (1986-99): Off. coor./QB (1997-
 99), WR/QB(1996), WR(1986-95)
 Konstantinos, John (1972-74): Off. ends/
 Head recruiter
 Kravitz, Rick (2006): Safeties
 Kupec, Dick (1980-81): Off. coor./OL
 Landsittel, Tom (1983-85): Off. coor./OL
 Mauro, Bobby (1976-78): TE
 Mazzone, Noel (2003-04): Off. coor./TE
 McCollum, Andy (2007-09): LB
 Meyer, Pat (2000-06): OL (2006); Director
 of strength and conditioning (2004-05),
 Head strength and conditioning coach
 (2000-04)
 Michaels, Al (1954-1974): Def. coor./DE
 Minter, Rick (1980-82): DE
 Mirilovich, Jon (1977-78): OL
 Moody, Darrell (1997; 1976-79; 1973-74):
 WR (1997), Off. backs(1977-79), DB(1976),
 JV head coach (1974), Secondary (1973)
 Morrison, Bobby (1976-79): DL
 O'Cain, Mike (1986-92): QB
 Pate, Joe (1997-2003; 1986-89): DL/Special
 teams coor. (2002-03), Special teams
 coor./LB(1997-2001), Def. coor. (1986-89)
 Peacock, Dick (1949-50): Assistant line
 coach (1950), Freshman head coach
 (1949)
 Peppler, Pat (1954-61): Def. asst. (1958-61),
 Off. backfield (1954-57)
 Petercuskie, Jerry (2007-pres.): Special
 teams coach, Recruiting coordinator
 Pettus, Ken (1986-95): Def. coor./ILB (1994-
 95), ILB(1986-93)
 Phillips, Kenny (1997-99): DT
 Portee, Dick (2000-06; 1990-98): RB
 Purcell, Bobby (1981-87): Recruiting coor./
 Asst. coach
 Rachel, Rich (1983-85): Def. coor./OLB
 Radakovich, Dan (1982): OL

Ramey, Charles (1948): DE
 Reed, Mike (2007-pres.): DB
 Regan, Steve (1979):TE
 Rein, Robert (Bo) (1971-74): Off. backs
 Reynolds, Richard (1970-71): Interior OL
 Rice, Todd (2007-pres.): Director of
 Strength & Conditioning
 Robertson, Steve (1986-89): Asst head
 coach/DL
 Robinson, Greg (1980-81): LB
 Rodgers, Johnny (1979-85): Off. backs
 (1982-85), TE(1979-81)
 Rotella, Albert (1949-50): Line coach
 Royal, Darrell (1950): Assistant backfield
 Sands, Everette (2011-pres.): RB
 Simmons, Brette (1987-99): Rec. coor./
 TE(1993-95; 1997-99), Rec. coor./
 DL(1996), Rec. coor. (1989-92), GA(1987-
 88)
 Smaltz, Bill (1954-71): Off. coor./OL (1957-
 71), Freshman head coach (1954-56)
 Smith, Carl (1982): Off. coor./QB/WR
 Snipes, Jeff (1986-99): Co-def. coor./
 DE(1996-99), DL(1990-99), OLB(1986-89)
 Stanton, Jack (1968-72): DB
 Stowe, Jim (1985): TE
 Stroud, Todd (2000-06): Asst head coach/
 DL(2004-06), Director of strength and
 conditioning (2000-03)
 Stuckey, John (1980-82): DL
 Sutton, Bob (1982): RB
 Swepson, Jason (2007-10): RB
 Tapp, Jim (1965-66): DE/LB
 Temerario, C.A. (Tim) (1952-53): DE
 Tenuta, Jon (2010-pres.): LB
 Throckmorton, Tom (1971): DE
 Treadwell, Don (1999): RB
 Trestman, Marc (2005-06): Off. coor./QB
 Trevathan, Henry (1986-93): Specialists
 Turner, David (1988-89; 1995-96): ILB(1996),
 DE (1995), GA (1988-89)
 Walker, Wade (1950): Asst. line coach
 Williams, Greg (2002-06; 1979; 1968): DB,
 GA (1968)
 Willingham, Tyrone (1983-85): DB
 Willis, Keith (2007-pres.): DL
 Wood, Walter (Babe) (1939-42; 1946-48):
 Freshman head coach (1939), Off. back-
 field coach (1940-42; 1946-48)



ALL-TIME LETTERWINNERS

WOLFPACK HISTORY

A

Aberethy, LeRoy	1903-04
Abraham, Robert (LB)	1978-81
Acai, Steve	1935-37
Adamczyk, Mike	1972-73
Adams, Rickey (RB)	1975-79
Adams, Sparky	1928-30
Addis, Greg (WR)	1994-95
Aderholt, Ken	1929-29
Adell, Scott (T)	1988-91
Adleta, John(G/DT)	1985-88
Agnew, Ray (DT)	1986-89
Ahern, Dan (G)	1974-75
Akinniyi, David (DE)	2010
Akins, John (DT)	1990-92
Albiez, Robert (DT)	1993
Alcamo, Louis (C)	1974-75
Allen, Chris	1985
Allen, George (RB)	1946-47
Allen, Jimmy	1940-42
Allen, Quenton (DE)	2000
Allen, Zach (OG)	2010
Allman, Bernie (DE)	1950-52
Altman, Walter	1969-70
Amato, Charles (LB)	1965-67
Amato, Rosario (T)	1963-64
Amanchukwu, John (DT)	2006
Amatucci, Barry (DT)	1982-83
Amerson, David (CB)	2010
Anderson, Barry (CB)	1986-89
Anderson, George (LB)	1999-02
Andrews, Bob	1943
Andrews, Dillard (LB)	1982-84
Andrews, Gus (LB)	1963-65
Andrews, Mike	1941-43
Anthony, George	1911-14
Anthony, John	1926-27
Archey, Marlon (SE)	1982-85
Armstrong, R.J. (TE)	2007
Asbury, Clyde	1903-04
Ashby, Page	1965
Auer, Neal (TE)	1989-92
Auer, Scott (LB)	1985-88
Aughtry-Lindsay, Freddie (LB)	2001-04
Augustin, Audi (DE)	2009-10
Austin, Elijah (MG)	1988-90
Austin, Larry (FS)	1993
Auten, Todd (P/PK)	1978-81
Avery, Phil	1940-41
Avery, Tom (QB)	1980-82

B

Badii, Kirk (DB)	1999
Bagonis, John (G)	1952-55
Bagonis, Vince (T)	1949-51
Bagwell, Brent (G)	1990-91
Bailey, Allen	1932-34
Bailey, Lee (DB)	1983
Bailey, Pete (LB)	1967-69
Baker, Red	1921-22
Baker, Todd (TE)	1979-80
Baker, Tony (RB)	2005-06, 09
Baldwin, Jackie (TE)	1994
Baltrus, Alan (DB)	1976-77
Banther, Ron (DE)	1973-76
Balonicik, Paul (C)	1957-59
Barbee, Andy (OL)	2009
Barbour, Anthony (RB)	1988-92
Barchiesi, John	1956
Barchuk, Anthony (RB)	1965-67
Bardes, Howard G	1934-36
Barkowski, Ray (T)	1950-52
Barksdale, Ralph	1946-48
Barlow, Ray (TE)	1962-64
Barnes, Maurice (LB)	1982-83
Barnes, Merrick (QB)	1962-63
Barnette, Jamie (QB)	1996-99
Barrett, Lamart (WR)	2004-06
Barr, John	1939-41
Barringer, Joe (QB)	1954
Bartlett, Lennard (DT)	1989-90
Bass, Brad (T)	1975-76
Battle, Keith (LB)	1991-92
Baughman, Charles	1926-27
Beacon, Jay (TE)	1955-57
Beatty, P.C.	1924

Beard, Daryl (G)	1990-93
Beaver, Fred	1950-51
Beck, Harrison (QB)	2007-08
Becker, Bob	1955
Bedics, John (DT/OG)	2006-08
Bedics, Patrick (FB)	2006-07
Beebe, Harwood	1907-08
Bell, George (DT)	1971-72
Bell, Ricky (CB)	1993-95
Bell, Robert (DB)	2009
Benbenek, Raymond	1941-42
Bender, Geoff (QB)	1991-94
Berlinski, Eddie	1935-37
Bernhard, Fred (T)	1961-62
Bernhardt, Carl	1932-34
Berton, Sean (TE)	2002
Berry, Connie Mack	1936-38
Bertrand, Andy (WR)	2000, 02-03
Bethel, Herman	1979
Bethune, Dickie (RB)	1951-54
Biggs, Jason (P)	1996-97
Biliger, Harry (DT)	1968-69
Bishop, Brandon (S)	2009-10
Black, Chris (DT)	1991
Black, Robert	1923-25
Blackman, Darrell (WR/RB)	2004-07
Blackwell, Todd (DT)	1980-83
Bialock, Kyle (DE)	1995-97
Blanch, Jeff	1996
Blanchard, Bob (G)	1972-74
Blocklin, Pete	1971
Blomquist, George (DE)	1946-48
Bogard, Ken	1982
Bollinger, David (G/DT)	1991
Botrek, Pete	1940-42
Booker, Jim	1943
Borum, Jarvis (OT)	1997-00
Bostian, Thomas (T)	1922-23
Botsko, George (DE)	1968-70
Bowens, Donald (WR)	2006-07, 09
Bowers, Charles (RB)	1967-69
Bowlby, Bob (RB)	1946-49
Bowser, Michael (DB)	1984-85
Boyle, Todd (T)	1996-99
Boykin, Terrence (T)	1993, 95
Bozeman, Oscar (RB)	1946-48
Bradburn, Charles	1964-65
Bradburn, Howard (G)	1971-73
Bradley, Don (RB)	1969-70
Bradsher, Scott (FS)	2008
Branyan, Bob	1949
Braswell, Ira (TE)	1982
Bratton, John	1942
Bray, J. B.	1910
Brewbaker, Steve	1972
Britt, Dennis (DB)	1970-71
Britt, James C. (T)	1950-52
Britt, Mike (CB)	1994-97
Britt, Ralph (TE)	1984-86
Broel, Matt (T)	2001
Brooks, Brian (DT)	1995
Brooks, Dennis (C)	1977
Brooks, Bob (G)	1971
Brooks, Michael (FS)	1985-88
Brooks, Ray (DL)	2004-06
Brookshire, Terry (DT)	1965-67
Brothers, Phil (WR)	1982-85
Brown, Andre (HB)	2005-08
Brown, Carl	1917
Brown, Chris (RB)	1980
Brown, Henry	1952-54
Brown, Jeff (TE)	1982-84
Brown, Josh (RB)	2002-03
Brown, Larry (DB)	1964-65
Brown, Martrel (DL)	2004-07
Brown, Morocco (LB)	1994-97
Brown, Nat (DB)	1980-83
Brown, Robert (T)	1987-89
Brown, Rod (FB)	1993-96
Brown, Roderick (WR)	1995-98
Brown, Steve (T/G/C)	1988-89
Brown, Ted (RB)	1975-78
Brown, Wade	1939-40
Brown, William (OL)	2000-01
Brown, Merrick (QB)	1962-63
Brownie, Cecil	1935-37
Browning, Chuck (FS/QB)	1991-93

Bruno, Paul	1949
Bryan, George (TE)	2008-10
Bryant, Darius (DT)	1998, 00-01
Buckey, Dave (QB)	1972-75
Buckey, Don (SE)	1972-75
Bugg, Mason	1935-36
Bullock, Brian (DT)	1983-86
Bumgarner, Don(G)	1969
Bunch, Ricky (T)	1982
Burden, Willie (RB)	1971-73
Burgess, Leroy (DT)	2008-09
Burnett, Ralph(G)	1946-49
Burnette, Dantonio (LB)	1999-02
Burnette, Larry (G/T)	1982-85
Burroughs, Justin (C/TE)	1995-98
Burt, Ralph	1938-40
Burton, Wade (CB)	1988-91
Bush, Frank (LB)	1981-84
Bushofsky, Joe (G)	1959-61
Butler, David (DE)	1950-52
Butler, Earnest (G)	1980-82
Butler, James (DE)	1977-80
Butler, Jeff (FB)	1995-98
Butz, Tom (C)	1974-76
Byers, Justin (DB)	2008, 10
Byler, Jim (G)	1946-49
Bynum, Boyd	1926-27
Byrd, Al (SE/CB)	1986-90
Byrd, Dennis (DT)	1965-67
Byrd, Jeff (DB)	1981-82, 84

C

Cackovic, Frank (QB)	1956-58
Cahill, Bill (T)	1983
Callaway, Ed (G)	1974-77
Callaway, John	1974
Callaway Richard F.	1941-42
Campbell, Cecil (G)	1976
Campbell, Flake (G)	1965-67
Campbell, Jesse (SS)	1988-90
Canady, Chuckie (RB)	1978-79
Candella, Jamie	1978
Capuano, Mark (DE)	1966-68
Cara, Dom	1934-36
Carlson, Paul (FB)	1948-49
Carmack, Roger	1980
Carpenter, Kit (LB)	1994-97
Carpenter, Ron (LB)	1967-69
Carr, Chris (OT)	1978-80
Carter, Bryan (PK)	1985-89
Carter, Dave	1964
Carter, Doug (DT)	1973-75
Carter, Everett	1939-41
Carter, Richard (DB)	1975-77
Casey, Torrence (LB)	1984-87
Cash, Alan Michael (DT)	2008-09
Cashion, Eddie (LB)	1988-89
Cason, Anthony (CB)	1998-00
Cassidy, Mark (TE)	1970-72
Cates, Norman (G)	1965-67
Cato-Bishop, Darryl (DE/T)	2010
Caton, Dink	1940-42
Cathey, Bob	1939-41
Cegelis, Norman (OT)	1948-49
Champion, John	1912-14
Charron, Mike (PK)	1969-71
Chapman, Dick (DT)	1967-68
Chapman, Terrance (DE)	2001
Charles, Maurice (DE)	2003-04
Chavis, Theodore (RB)	1996-97
Cheek, June (DE)	1948-49
Cherry, Bill (LB)	1974-76
Chesney, Clyde (DE)	1969-71
Christy, Dick (HB)	1965-67
Clark, Bill (DE)	1969-71
Clark, Brian (WR)	2002-05
Clark, Foy	1940-42
Clark, Mike (RB)	1961-63
Clements, Gary (T)	1972
Clemons, Jemaine (DL)	2008
Cobb, Charlie	1929-31
Cobb, Charlie (OL)	1987-89
Cofer, Mike (PK)	1982-84, 86
Coggins, Rusty (G)	1976
Cole, Audie (LB)	2008-10
Cole, Chuck (OL)	1990-93
Coley, Ettrick (RB)	1990

Coleman, Chris (WR)	1996-99
Coleman, Wendell (RB)	1964-66
Collar, John (TE)	1955-57
Collins, Brad (DE/TE)	1994-97
Collins, Ricky (WR)	1998
Colmer, Chris (OL)	2000-02, 04
Colvin, Antoine (G)	2003
Combs, Fred (DB)	1965-67
Compton, Julius (G)	1955-57
Connolly, Pat (QB)	1974
Conrad, Carroll	1934-35
Conrad, Gene	1937-39
Cook, Bob	1930-31
Cook, Chris (WR/RB)	1983-84
Cooke, Elbert	1943
Cooke, Robert	1924-25
Cool, Chilly	1910-12
Cooley, Craig (G)	1983
Coon, Ty (T)	1938-40
Cora, Mac	1936
Corders, Chris (TE)	1987-89
Cornelson, Martin (C)	1979-82
Costa, Elmer (T)	1948-51
Cotchery, Jerricho (WR)	2000-03
Cotten, Bobbie (DE/LB)	1995-98
Cotten, Perry (DT)	1998
Cotton, Chris (FB)	1990-93
Cotton, Clarence (DE)	1974
Counts, Eric (G)	1990-91, 93-94
Courts, Bobby	1946
Covington, Damien (LB)	1991-94
Cowher, Bill (LB)	1975-78
Cox, Larry	1956
Cox, William	1920-22
Cox, William	1950-51
Crabtree, Mike (TE)	1976
Crain, Jim (TE)	1957-58
Crawford, Monte	1938-40
Crite, Mal (FB)	1985-88
Crite, Terry (WR)	1977
Crocker, George	1943
Croom, Clifton	1932-34
Crooms, Kelvin (LB)	1984-86
Cross, Brian (DL)	2002-03
Crouch, Curtis (OL)	2005-07
Crum, Frederick	1926-28
Crumpler, Bobby (RB)	1984-87
Culbertson, Bill (C)	1970-71
Cullen, Doug (DE)	1975-77
Culler, Jeff (DB)	1979-80
Cureton, Asanté (LB)	2009-10
Cumisky, Ed	1931-33
Czajkowski, Josh (PK)	2008-10

D

Daley, Mike (LB)	1972-74
D'Angelo, Al (G)	1952-55
Daniel, Jimmy (LS)	1990
Danielli, Lynn (FB)	1971
D'Antonio, Jim (FB)	1960-61
Darden, Walter	1902-03
Daskal, John	1956
Daugherty, Charles C.	1932-34
Daughtry, Larry (LB/LS)	1994-97
Davenport, Brian (WR)	1992-93
Davenport, Charles (TE/QB)	1987-91
Davidson, Joseph	1908
Davis, A.J. (CB)	2003-06
Davis, Brandon (SS/FS)	1994-97
Davis, Charles (G)	1954
Davis, Darrell (WR)	2008-10
Davis, David (TE)	1982
Davis, Fred (G)	1948-50
Davis, Jay (QB)	2002-05
Davis, Johnny (TE)	1985
Davis, Reggie (RB/LB)	2003-06
Davis, Richard	1930-31
Davis, Stanley	1981-83
Dawson, Corrie (LB)	2001-02
Dawson, Lin (TE)	1977-80
Dean, John	1993
DeAngelis, Dick (T)	1955-57
DeAngelis, Lou (C)	1962-64
DeArment, Don (RB)	1964-66
DeBnam, Derrick (DT)	1986-89
DellaPorta, Al (G)	1980-81
Dellinger, Dink	1931-32

Dellinger, Tom (QB)	1960-61
Denning, Jim (FB)	1976
Denmler, Brian (G/DT)	1988-91
Dentz, Robert E.	1952-53
Deraney, John (PK)	2003-06
Derrick, Greg (DE)	1997-98
Dervil, Guerin (LB)	2006-07
Deskevich, Danny (PK)	1998
Dess, Darrell (T)	1955-57
Deters, Harold	1964-66
Devine, Mike (DB)	1972-74
Diaconet, Steve (LB)	1967-69
Dickens, Larry	1972
Dickerson, Dallas (TE/FB)	1991-94
Dickerson, Doug	1940-41
Dieterich, Chris (G)	1977-79
Dilley, Lindsay	1981
Dimeo, Casey (P)	2003
Dixon, Bob (DB)	1971-74
Dixon, Larry (T)	1956-58
Dixon, Omarr (TE)	1995-96
DiYeso, Tony	1938-39
Doak, Chick	1940
Doak, Peanut	1939-42
Dockery, Settle (FB)	1967-68
Dodd, Larry (FB)	1984
Dodd, T.K. (FS)	1990
Doggett, Carlos (RB)	1999
Dombalis, Tom (OL)	1994-96
Donaldson, Don (TE)	1965-67
Donnan, Jim (P)	1965-67
Donnell, Bill	1924-27
Dooley, Evan (WR)	2009
Dorn, Grant (QB)	1998
Dostanko, Ted (T)	1946-49
Downs, Gary (RB)	1990-93
Drexler, Dick (TE)	1958-59
Driscoll, Eric (QB)	1957
Druschel, Bill (T)	1974-76
Druschel, Rick (T)	1971-73
Dubinsky, Russ (QB)	2005
Duke, Willie	1930-32
Dukes, Jay (P/PK)	1995-96
Dunlap, John (WR)	2004-07
Dunnigan, Bob (T)	1954
Dusty, Willie	1934-35
Dwyer, Chris (TE)	1992

E

East, Dick	1939-40
Earwood, Scott (P/PK)	1998-99
Easter, Jeff (DE)	1975-77
Eatmon, Espoinisa (CB)	2006
Eberheart, Larry	1974-76
Ebner, Tom (DB)	1975-76
Eckerson, Todd (DT)	1979-81
Edmond, Corey (LB)	1987-90
Edwards, Al	1934-36
Edwards, Bob	1943, 46-47
Edwards, Dovonte (WR/DB)	2001-04
Edwards, L. M.	1944-45
Eiler, Chelcie	1922-24
Elerbe, Andrew (FS)	1986
Elerbe, Marcus (DB)	1999
Elliott, John (T)	1970-71
Ellis, David (T)	1964-65
England, Ronald W.	1963
Entwistle, Eddie	1935-36
Eskridge, Seba	1906
Espey, Red	1930-32
Esposito, Tim (QB)	1983-84
Etheridge, Rick (DE)	1978-81
Eugene, Janelle (HB)	2006-09
Evans, Bob	1927-28
Evans, Andrew (WR)	2008
Evans, Daniel (DB)	2008-08
Evans, Johnny (QB/P)	1974-77
Evans, Robert (G)	1967-69
Evans, Vince (RB/FB)	1981-85
Everett, David (LB)	1965-66
Everett, Duan (LB/SS)	1994-97
Everett, Justus (C)	1972-74

F

Fabiny, Tom (TE)	1976-78
Fabri, John	1933-34

Fagan, Mike (T)	1974-76
Faircloth, Art (TE)	1941-42
Faircloth, Bob (TE)	1962-63
Falaise, Merc (OL)	2006
Falzarano, Peter (FB)	1962-64
Farr, Allen (OL)	1999
Farrar, Venice	

NC STATE WOLFPACK FOOTBALL

Golmont, Tony (DB) 1964-65
 Goode, C. F. 1934-35
 Goodman, Gordon (WR) 1946-48
 Goodman, Ryan (SS) 2006-08
 Goodrich, Bnitt (LB) 1988-90
 Goodson, Nate (DL) 1999-00
 Goodwin, Frank P. 1929
 Gorham, Frank 1929-31
 Goudie, Dick 1957
 Gould, Tom 1946-47
 Graham, Chauncey (FB) 2004-05
 Graham, T.J. (WR) 2008-10
 Graham, Troy (WR) 2001-04
 Grant, Gary (CB) 2010
 Grasso, Joe (C) 1973
 Gray, Jeremy (CB) 2006-08
 Gray, Joe (TE) 1999-02
 Greason, Bob 1931-32
 Green, Bubba (DT) 1976-80
 Green, D.J. (S) 2010
 Green, Meares (OL) 2006-08
 Green, Derek (OL) 1999-01
 Greene, Dwayne (DB) 1980-84
 Greene, Joe (RB) 1983-84
 Greene, Mustafa (HB) 2010
 Gregory, Arthur 1903-05
 Gregory, Gary (OG) 2010
 Griffis, Ray (WR) 1991-93
 Grissett, Jimmy (TE) 1993-96
 Grooms, Jason (C) 1995
 Groff, Sam (C) 1980
 Grube, Rich (T) 1980-81
 Guerrieri, Tom (FB) 1957
 Guerrieri, Tony (FB) 1955-57
 Guffie, Mike (TE) 1992-95
 Guin, James (RB) 1962-64
 Gulley, Joseph 1903-04
 Gunter, Jay (FB) 1990-92
 Gupton, Simon (DT) 1977-79
 Gurley, Richard 1917-20
 Gurneau, Sam 1931-32

H

Hadley, Fred 1903-05
 Hafer, Don (FB) 1957-58
 Hager, Markus 1981-82
 Hairston, Jeff (CB) 1986
 Hairston, William (DE) 1987-88
 Hall, Bobby (WR) 1966-68
 Hall, Donald (OL) 1971
 Hall, Jack (LB) 1973-76
 Hall, Jerrick (DL) 1999-02
 Hall, Jon (DE) 1976-78
 Hall, Randy (TE) 1976-78
 Hall, Tramain (WR) 2003-05
 Hall, William 1962-64
 Holloway, Alan (DT) 2002-03
 Hamilton, Lee Roy 1968
 Hammond, Lance (OL) 1986-89
 Hamrick, Ryan (WR) 1998-99
 Hand, Steve (DE) 1974
 Hannah, Joe (LB) 1976-79
 Hannum, Olin (QB) 2000-01
 Harden, Bill 1961
 Harden, Joseph 1926-28
 Hardie, Phillip 1904-06
 Hardin, Jim (RB) 1968-70
 Harding, John 1950
 Hardy, Mike (WR) 1973-74
 Harper, Lerone (TE) 1993-95
 Harrell, Bobby (TE) 1986-88
 Harrell, Randy (RB) 1958-60
 Harrell, Sam (PK) 1971-72
 Harris, Darryl (LB) 1980-83
 Harris, Frank (RB) 1985-86
 Harris, Gordon 1906
 Harris, Greg (LB) 1986
 Harris, Grady (DT) 1985-88
 Harris, Kenny (SS) 1993-96
 Harris, Leroy (C) 2003-06
 Harrison, Mike (DT) 1992-95
 Harrison, Todd (TE) 1988-91
 Harrison, Lloyd (CB) 1996-99
 Hartman, Damon (PK) 1988-91
 Hartsell, Chris (FS) 1988
 Hartsell, Harry 1909-10
 Harvey, Terry (QB) 1991, 93-95
 Hastings, Andy (OL) 1999
 Hauschka, Steven (PK) 2007
 Hawkins, Chris (WR) 2003-04
 Hawley, Clyde (G) 1988-91

Hayden, Dan (FB) 1988-91
 Hayden, Nick 1934-35
 Hayes, Tommy 1943-44
 Haynes, Billy Ray (LB) 1988-91
 Haynes, Chink (OL) 1921-22
 Haynes, Dean (HB) 2010
 Hayward, Frank (DT) 1973-74
 Heath, Garland (DB) 2003-06
 Hegamin, George (T) 1992-93
 Heinle, John 1985
 Helms, E. V. 1935-37
 Hendel, Andy (LB) 1981-83
 Henderson, Jim (DT) 1974-76
 Henery, Allen (C) 1954-56
 Hennie-Roed, Chris (OL) 1992-94
 Henry, Clayton (LB) 1987-88, 90-91
 Hensler, Chris (PK) 1995-97
 Heppie, Kalani (OL) 2005-07
 Herbert, Austin (P) 2000-03
 Herndon, Dwayne (DL) 2003-05
 Herron, Don (LB) 1984-85
 Hicks, Allen (PK) 1969-70
 Hicks, Anthony (DT) 1982
 Hicks, Sterling (WR) 2002-05
 Higgins, Tom (G) 1974-75
 Hilka, Mike (LB) 1967-69
 Hill, Adrian (WR) 1991-94
 Hill, Anthony (TE) 2004-06, 08
 Hill, Bill (C) 1958-60
 Hill, Selby 1921-22
 Hillman, James (T) 1950-52
 Hines, J. B. 1936-38
 Hinton, Robert (TE) 1990-93
 Hippius, Jim (T) 1971-72
 Hitt, Frank (T) 1976-78
 Hoek, Ren 1936-37
 Hoffman, Ed 1970-72
 Hoggard, Dee Dee (DB) 1980-82
 Hojnacki, Jeff (OL) 1985-87
 Holder, Don (LB) 1982-84
 Holland, Trent (DT) 1965-67
 Holliodick, Kelly (PK/DB) 1985-86
 Holloman, Phillip (CB) 2005-07
 Hollowell, Joe (QB) 1987-88
 Holmes, Antoine (DL) 2007-08
 Holt, Jon (OL) 2004-06
 Holt, Terrence (DB) 1999-02
 Holt, Terry (WR) 1995-98
 Hornswood, S.L. 1915-17
 Honeycutt, Hillery (DB) 1979-81
 Hooks, Roland (RB) 1972-74
 Horudabay, Ed 1957
 Home, Thomas (DB) 2001
 Horning, David (DE) 1978-80
 Horton, Ron (DB) 1976
 Hoshier, Jeff (QB) 1983
 Hough, Marcelle (CB) 1996-99
 Houston, Bobby (LB) 1987-89
 Houtz, Dave (FB) 1961-63
 Hovance, Pat (TE) 1972-75
 Howard, Doug (T) 1980-82
 Howell, Marcus (LB) 2005
 Hoyte, Oliver (LB) 2002-05
 Hubbard, Kevin (FB) 1996-97
 Hubble, Greg (G) 1989-92
 Huckabee, Jack 1939-41
 Hudson, Art (DT) 1967-69
 Hudson, John 1917
 Hudson, Marcus (CB) 2001-03, 04-05
 Huff, John (G) 1974
 Huggins, John (G) 1987-89
 Hunsucker, George 1927-28
 Hunter, Dick (RB) 1955-57
 Hurr, W.T. 1913

I

Idol, Dickie (CB) 1967-69
 Ikehouse, Arthus 1943
 Imman, David (OL) 1991-93
 Imman, John (OL) 1984-87
 Irving, Nate (LB) 2007-08, 10
 Isaacs, Carl T. 1932-34
 Isaacs, Gene 1936
 Isley, John (QB/P) 1978-79
 Isom, Rickey (FB) 1982-85

J

Jackson, Cotra (RB) 1999, 00-03
 Jackson, Darryl (DB) 1974-75
 Jackson, Eddie (FB) 1978-80
 Jackson, Reggie (G) 1976

Jackson, Ronald (LB) 1964-66
 Jackson, Tyrone (CB/RB) 1988-91
 Jacobs, John (DT) 1989-91
 Jacumini, Marty (G) 1986
 James, Geron (WR) 2006
 James, Julian 1963-65
 James, William (DB) 1964-66
 Jamison, Brian (LB) 1998, 00-01
 Janik, Dave (FB) 1993-94
 Jeffries, Haywood (TE) 1983-86
 Jeffrey, Charles 1931-32
 Jeffrey, Robert N. 1927-29
 Jenkins, A. W. (G) 1975-77
 Jenkins, Izel (CB) 1986-87
 Jenkins, John 1980
 Jenkins, Ken 1981-82
 Jenkins, Terry (G) 1964-66
 Jennette, John 1924-25
 John, Craig (G) 1970-71
 Johnson, Allen (CB) 1992-95
 Johnson, Chris (SS) 1984-87
 Johnson, Clem (DB) 2008-09
 Johnson, Clint (DE) 1997-99
 Johnson, Dick (FB) 1946, 48-49
 Johnson, Dontae (S) 2010
 Johnson, Jimmy 1927-28
 Johnson, Joe (CB) 1996-98
 Johnson, Joe 1943
 Johnson, Joe (FB) 1987-90
 Johnson, Johnny 1929-30
 Johnson, Keith (FS) 1988-91
 Johnson, Maurice William 1930
 Johnson, Mike (SS/LB) 1991
 Johnson, Robby (T) 1993
 Johnson, Rod (S) 1999-02
 Johnson, Rochelle 1924
 Johnson, Shawn (G) 1990-93
 Johnson, Timmy (FB) 1975-77
 Johnson, Vaughn (LB) 1980-83
 Johnston, Alfred 1922-24
 Jones, Al (LB) 1993
 Jones, Ernest (LB) 2005-07
 Jones, J.D. 1939-40
 Jones, J.J. (G) 1998
 Jones, J.J. (DB) 2001-02, 04-05
 Jones, Jesse (LB) 1986-87
 Jones, Mack (WR) 1983, 85-87
 Jones, Mike (DT) 1987-90
 Jones, Nelson (CB) 1983-86
 Jones, Steve 1982
 Jones, Woody 1939-41
 Jordan, Donald (G) 1967-69
 Jordan, Jackie 1928-29
 Jordan, Kent (C) 1986-89
 Jordan, Terry (QB) 1989-92
 Joyce, Mike (LB) 1969-70
 Joyce, Tom (G) 1946-48
 Jukes, Lee (WR) 1977-79
 Jurgens, Bobby (CB) 1987-90

K

Kaiser, Vitus 1949-51
 Kako, Raymond 1943
 Kane, John (FB) 2006
 Kapovich, Mick 1943
 Kapp, Ben (T) 1952-54
 Karkker, Marty (FB) 1986-87
 Katich, Tom (QB) 1956-57
 Kavulich, Mike (WR) 1986-89
 Kea, Sandy (G) 1983-86
 Kee, Sheldon (LB) 1995, 97-99
 Keim, Steve (G) 1992-95
 Kennedy, Bill 1950
 Kennedy, T. J. (T) 1973
 Kennel, Bob 1956-57
 Kenney, Pat 1970-72
 Key, Sam (LB) 1980-81
 Kiker, Adam (PK) 2001-03
 Kilpatrick, Tim (P) 1990-92
 Kilyk, Ted (RB) 1952-55
 King, Carlos (FB) 1993-97
 King, Mark 1986
 Kirkley, Lee 1971
 Kirkman, Nolan (P) 1991
 Kirkpatrick 1919-21
 Kirschner, Herbert 1935-37
 Klebe, Jack (QB) 1967-68
 Kline, Garrett (OL) 2007
 Kling, Eric (LB) 1985-87
 King, Tucker (P/HLD) 2005
 Knight, Lee (LB) 1988-91

Knowles, Ricky (TE) 1974-76
 Knox, Tony 1978
 Knudtson, Ryan (G) 1996-99
 Koehne, Chris (OL) 1978-81
 Kohl, Jack (T) 1977
 Korsnick, Pat (QB) 1970-72
 Koistira, Scott (OL) 2000-02
 Kosilla, Steve 1950-52
 Kosor, Ron (C) 1982-85
 Kozarksky, Tony (HB) 1961-63
 Krall, Ron 1960-62
 Kramer, Erik (QB) 1985-86
 Kriger, Bill 1962
 Kroll, Dennis (TE) 1960-61
 Krueger, Brian (DE) 1971-73
 Kudryan, Walt (C) 1961-62
 Kuh, Jeff (DT) 1998
 Kuhn, Markus (DE) 2007-08
 Kukulinski, Nick (DT) 1992-93
 Kurilla, Joe (G) 1987
 Kushner, Matt (TE) 2006-07
 Kwiatkoski, Joe 1941-42

L

Lail, Randy (DT) 1972-74
 Lambe, Charlie 1925-26
 Langston, Don (FB) 1952-54
 Lanoy, Rick 1971
 Laraway, Ron (QB) 1980-82
 Lardino, Joe (OL) 2000-01
 Larsen, Ted (DT/C) 2006-09
 Lassiter, Gather Calvin 1925
 Lathan, Luke (C) 2004, 06-07
 Latta, Mark (CB) 1988-92
 Latusick, Bernie (RB) 1958-59
 Laureano, Jose (DB) 1995-96
 Lawrence, J. B. 1919-21
 Lawrence, John (T) 1957-59
 Lawrence, Mark (DT/G) 1993-96
 Lawrence, Reggie (WR) 1989-92
 Lawrence, Tyler (LB) 1990-93
 Lawson, Henry (OL) 2000-10
 Lawson, Larmount (RB) 1981-82
 Lawson, Manny (DE) 2002-05
 Lawson, Miller (TE) 1990-93
 Leach, Bill (T) 1984-86
 Leak, Eric (WR) 1997-00
 Learn, Rich 1980
 Lee, Joseph 1916-17
 Lee, Ronnie (DB) 1978-80
 Lee, William (LS) 2004-06
 Leffer, Andy (P) 2010
 Lefort, Romeo 1930-32
 LeForte, Henry 1931-32
 LeGrande, Donnie (DB) 1978-81
 Lehr, Richard (T) 1972-74
 Leistikow, Dave (T) 1991
 Lemmons, Benny (DE) 1966-68
 Lemo, Michael (DE) 2009-10
 Lenhart, John 1943
 Leonard, Robbie (LB) 2006-08
 Leone, Tony (T) 1954-55
 Lepo, John 1929
 Lester, Steve (DE) 1970-72
 Lewin, Sheldon (DT) 2002-03
 Lewis, Wayne (OL) 1967-69
 Lindner, Tom (C) 1975-77
 Lisk, Jimmy (WR) 1967-68
 Liverman, Dyron (DE) 2004
 Liverman, Greg (FB) 2001
 Locklear, Sean (DE/OL) 2000-03
 Lodge, Harry 1951-54
 Logan, Fred 1924-26
 Logan, Graham R. 1923-25
 Logo, Ricky (G) 1989-92
 London, Tommy (DB) 1974-77
 Loney, Ken (DB) 1981-83
 Long, Chuck (G) 1980-82
 Long, Ralph 1907-09
 Longmire, Bobby (TE) 1980-82
 Longhin, Tom (DT) 1996-97
 Love, Chris (LS) 1993-94
 Lowe, Jim (RB) 1986
 Lowe, John (TE) 1954-56
 Lowery, Patrick (LB) 2003-06
 Lozier, Paul 1938
 Lucas, Sterling (LB) 2009-10
 Luter, Dunn (DE) 1978-81
 Luterly, Danton (FB) 2006
 Lykes, Dick 1903-04
 Lyons, Corey (LB) 1998-00

Lyttle, B. J. (TE) 1974-75

M

MacDougal, James 1916-17
 Madak, Bob 1943
 Maddock, Jim 1944-49
 Maddox, Andre (S) 2001-04
 Maddox, Dwayne (LB) 2008
 Mageo, Natanu (DT) 2010
 Maguire, Sean (LB/FB) 1980-93
 Mahoney, Jake 1935-36
 Major, Drea (CB) 1992-94
 Mallan, Mike (FB) 1969
 Mallard, Andy (LS) 1988-99
 Mancini, Gerry 1960
 Manior, Greg (FB) 1989-92
 Manning, Edward B. 1918
 Manning, Stacy (FS) 1986-87
 Manning, Terrell (LB) 2009-10
 Mansfield, Shelby (RB) 1964-65
 Maravich, Nick (T) 1960-61
 Margerum, Jay 1956
 Marinikov, George (RB) 1954-56
 Mark, Lou 1935-37
 Marko, John (DB) 1974
 Marks, Andre (FB) 1979-82
 Marocco, Frank (G) 1957-59
 Marshall, Elijah (TE) 1974-77
 Martell, Harry (TE) 1965-67
 Martin, Bobby 1980
 Martin, James (G) 1963-64
 Martin, James II (LB) 2003, 05-07
 Martin, John (C) 1948-50
 Martin, Terrance (DL) 2001-02
 Massaro, James (G) 1982-84
 Mason, Dean (QB) 1988
 Mason, Leon (RB) 1966-68
 Mass, Roger 1934-35
 Massaro, Chuck (C) 1985-88
 Mastrolia, Freddie 1937
 Matheny, William 1936-38
 Mathews, Greg (DT) 1980-82
 Matier, Kevin (TB) 1993-96
 Matlock, Matt 1930-31
 Matt, Russell 1975
 Mattes, R.J. (OT/G) 2009-10
 Matthews, Skip (G) 1960-62
 Mattox, Jay (LS) 1989-92
 Maurer, Michael (LS) 2007-10
 Mauro, Lou 1943
 Mazgai, Ed (G) 1952-53
 McAdoo, Charles 1922-23
 McArthur, George 1949-51
 McCall, Michael (OL) 2003
 McCargo, John (DT) 2003-05
 McCauley, Lamont (OL) 1994-95
 McCauley, Robert 1919-20
 McCormick, William 1943
 McCuller, Jerrail (DT) 2007-09
 McCully, Lawrence 1932-4
 McCurdy, Cecil (TE) 1998
 McDowell, Jack 1925-27
 McDuffie, John (C) 1966-67
 McGee, Jason (TE) 1994-96
 McIntosh, Joe (RB) 1981-84
 McIver, John 1925
 McKeen, Shea (DE) 2008
 McKeever, Harrison (FB) 1954
 McKeon, John (OL) 2003-05
 McKnight, Steven (LB) 1993, 95
 McLawhorn, Hank 1931-32
 McLean, Robert 1969
 McLean, Wayne (RB) 1978-80
 McLendon, T.A. (TB) 2002-04
 McLeod, Harry (RB) 1946-48
 McMahon, Art (DB) 1965-67
 McMurray, Andrew 1915-17
 McNeil, Chris (DE) 1994-95
 McQuage, Bob 1930-32
 McRorie, John (DB) 1982-84
 McSwain, Roger (DT) 1970-71
 Meadlock, Jim (FB) 1954-55
 Meadows, Louie (RB) 1979-81
 Mebane, Jeremy (WR) 2001
 Medlin, Dan (DT) 1969-71
 Melby, Steve (FB) 1987
 Meier, Dan (DT) 1973-75
 Melnik, Ron (LB) 1993, 95
 Melton, Basil 1927-28
 Merritt, David (LB) 1989-92
 Metts, Carey (C) 1966-68

Michael, Bob (LB) 1974-77
 Michel, Ray (LB) 2006-09
 Micklem, Colbert (QB) 1954-56
 Miketa, Don (TE) 1956-57
 Milliken, Ryan (LB) 1993-94
 Milinichik, Joe (T) 1982-85
 Milinichik, Josh (DE) 2009
 Miller, Albert (LB) 1984-85
 Miller, Bill (DB) 1970-72
 Miller, Brock (T) 1985-88
 Miller, Danny (DB) 1976-77
 Miller, Freddie (TE) 1946-48
 Miller, Jerry (T) 1968-69
 Miller, Joseph 1902-03
 Miller, Mike (RB) 1955-56
 Miller, Mike (DB) 1974-76
 Miller, Mike (RB) 1982-85
 Mills, Rudy (TE) 1986-88
 Minaryard, Kelly (T) 1957-59
 Mitchell, Kevin (LB) 1996
 Monago, John (DT) 1965-66
 Montgomery, Don (TE) 1961-63
 Montgomer, Shane (QB) 1987-89
 Moody, Craig (DB) 2000-02
 Moody, Darrell (LB) 1968-70
 Moody, David (WR) 1976-77
 Mooney, Ed (RB) 1948-50
 Moore, Bobby (DB) 1999-00
 Moore, Chris (QB) 2005
 Moore, Collice (T) 1959-60
 Moore, Horace 1965
 Moore, Jevon (SS) 2004
 Moore, Mike (TE) 1991-94
 Moore, Roger (FB) 1960-62
 Moore, Terry 1978-80
 Morgan, Reuben 1940-41
 Morgan, DaJuan (DB) 2005-07
 Morgan, DeAndre (CB) 2007-09
 Morgan, Ricky 1976
 Morhard, Chris (DB) 1982-83
 Morris, Derek (OL) 2003-05
 Morris, John 1960-61
 Morris, Ricky (DB) 1984-85
 Morris, Snoozie 1931-33
 Morrow, Bill (DB) 1966-67
 Morse, Tom 1948-49
 Morton, Kent (G) 1960-61
 Moser, Deane 1942
 Moser, Gary (FB) 1969-71
 Moser, Taylor 1942-46
 Moses, Renaldo (DE) 2002-03, 05
 Moxley, William (G) 1980-83
 Moyer, Chance (FB) 2002-04
 Moyer, Jim 1951
 Murphy, George 1936
 Murphy, Seamus (C) 1994-97
 Murray, Chris (WR) 2002
 Murray, George 1915-17
 Musse, Tom (P) 1990-92
 Musser, Charley (G) 1947-49
 Musser, Neal (LB) 1979-80

N

Nail, Mike (DB) 1976-79
 Nardone, Mike (G) 1954-55
 Neal, J.C. (DB) 2005-08
 Neal, Leon 1902-03
 Neal, Levin (CB) 2006
 Nelms, Allen 1930-32
 Nelson, Arnold (FB) 1958-59
 Nelson, Jim (DE) 1970-72
 Newby, James (OL) 2004-06-06
 Newsome, James (C) 1991-93
 Nicholas, Ed (OL) 1968-70
 Nichols, Mike (LB) 1990-92
 Nicholson, Alex (TE) 1988-91
 Nicholson, John 1950-51
 Nicholson, N.B. 1925-27
 Nicholson, Nick 1926-28
 Nicholson, Russ 1936-38
 Nixon, Glenn R. (T) 1952-53
 Noggle, Charlie (QB) 1965-66
 Norris, John 1969-70-71
 Novick, Walt 1936-38
 Nyce, Jeff (C) 1980-82
 Nye, Ken 1959

O

Oddo, Jim (C) 1955-57
 Odom, Dave (TE) 1956
 O'Doherty, Brian (DT) 1977-79

WOLFPACK HISTORY



2011 NC STATE WOLFPACK FOOTBALL

WOLFPACK HISTORY

O'Hara, Paul (RB) 1951-52
 Ojo, Yomi (OL) 2007
 Olive, Ricky (DT) 1977
 O'Neal, Andreas (DT) 1989-92
 O'Rourke, Jim 1948-51
 Osborne, Matt (PK) 1992
 Outen, Brent 1927-28
 Outlaw, Mimi 1977-81
 Overcash, Oscar (C) 1961-63
 Owens, Dennis (DB) 1978-81
 Owens, Frank 1939-42
 Owens, Mike (DE) 1977-78

P

Page, Joey (OL) 1984-87
 Palandrani, Fran (T) 1956-61
 Palmer, Leslie 1946-47
 Pannell, William (LB) 1998-99
 Parham, Greg (P) 1983
 Park, Thomas N. 1922
 Parker, Roger (G) 1977-78
 Parker, Steve (T) 1962-64
 Paroli, Bob (T) 1951-57
 Parrish, Kirk (T/C/TE) 1988-91
 Passingham, Kent (PK) 1998-00
 Patterson, Julius (DB) 1999-02
 Patterson, Lateef (DT) 1995-96
 Paul, Trey (TE) 1989
 Paulsen, Jed (C) 2001-04
 Payne, Brook (OL) 2001
 Pavlovsky, Andy 1936-39
 Peacock, Dick 1946-47
 Pearce, Grafton 1943
 Peebles, Danny (TE) 1985-88
 Pelschak, Mark (LB) 2000
 Pegram, Benny (LB) 1982-84
 Pepe, Bob (TE) 1956-58
 Perkins, Samuel 1904-05
 Perry, Jason (FS) 1995-98
 Perry, Ken 1979
 Peters, Eugene (TE) 1985-88
 Peterson, Bryan (WR) 1999-02
 Peterson, John (FB) 1981-83
 Phelps, Randy (TE) 1980
 Phillips, Al 1939, 46-47
 Phillips, Arthur 1912-14
 Phillips, Bill (OL) 1969-70
 Phillips, Raymond (DE) 1982-85
 Philman, Mack 1943
 Picquet, Dubie (FS) 1987-88
 Pierce, Hugh (G) 1951-54
 Pierson, Nat 1920-21
 Pierson, Bradley (P) 2007-08
 Pilozeno, Danny 1935-37
 Piiz, Robert (DB) 1971-73
 Pinkney, Loren (LB) 1990-93
 Piskurkosi, Phil (OL) 1981
 Pizzurro, Joe 1943
 Plyler, Robert 1913-14
 Poag, Preston (QB/P) 1987-90
 Podwika, Ron (RB) 1957-59
 Pokrant, Rich (G) 1986-90
 Pokrant, Steve (T) 1990
 Polk, Morgon 1928
 Pollard, Roger (LB) 2000-03
 Poole, Calvin 1980
 Poole, Eddie (DB) 1973-75
 Poole, Reggie (OL) 2000
 Potts, Ted (RB) 1950-52
 Poulos, George (LB) 1977
 Powell, Pat (G) 1963
 Powell, William (DT) 1981-82
 Pressley, Demario (DT) 2004-07
 Price, C. M. (T) 1952-55
 Price, Sean (DE) 2001-02
 Primanti, Marc (PK) 1995-96
 Prince, Wally (FB) 1956-57
 Proctor, Van (SS) 2006
 Prongay, Tom (DT) 1974-77
 Pruitt, Carlos (LB) 1992-94
 Puckett, Harry (G) 1960-62
 Purcell, Andrew (LB) 2000-03
 Purcell, Gus (C) 1983-86

Q

Quash, Sterling (T) 1984-87
 Quick, Mike (TE) 1978-81
 Quick, Orrick (LB) 2006

R

Rafferty, Ian (OG) 1995-98

Ramseur, Tim (LB) 1996-97
 Ramsey, Curtis 1939-41, 46
 Rand, Bus 1915
 Raneri, Sam (C) 1960-61
 Rankin, Steve (DT) 1985
 Rattlelade, Julian 1943-45
 Ray, Buster (WR) 1975-78
 Ray, Chad (T) 1994
 Raymond, John (LB) 2007
 Read, Finley 1958
 Rearick, Bill (G) 1956-58
 Redd, Rodney (SS/CB) 1995-98
 Redding, Raymond 1932-34
 Redfern, Andrew (OL) 2007
 Redmond, Jonathan (OL) 1992-95
 Redmond, Kenneth (C) 1992-95
 Rees, Jim 1946-47
 Reeves, Carl (DT) 1991-94
 Regdon, Alex 1934-36
 Reid, Ed (LB) 1987-89
 Reid, Lamont (CB) 2001-04
 Reid, Mike (SS/CB) 1989-92
 Reid, Paul 1968
 Rein, Curtis (TE) 1978-80
 Remmy, Ernest 1922
 Retter, W. H. 1938-39
 Rex, Ray 1932-34
 Reynolds, Dick (T) 1958-60
 Rhoden, Danny 1974
 Rice, Alex (OL) 1998, 2000
 Rice, Clyde 1926
 Richards, A. V. (OL) 1981-84
 Richardson, Frank 1949
 Richardson, Johnny (WR) 1975
 Richkus, Charlie 1944-47
 Riddle, Charlie 1941-42
 Riddle, Tommy 1942
 Ridden, Eric (FS/SS) 1996-98
 Riden, Percy (T) 1954
 Ridenhour, Peanut 1928
 Riesskamp, Jeff (DE) 2008, 10
 Riggs, Shane (OL) 2000-02
 Rille, Jesse (DB) 2009
 Ripple, John (T) 1917-20
 Rissler, Jon (DE/LB) 1992-95
 Ritcher, Jim (C) 1976-79
 Ritcher, John (TE) 2002-05
 Ritter, Nathan (PK) 1978-80
 Rivers, Philip (QB) 2000-03
 Robbins, Dud 1940-41
 Roberson, Cleve 1980
 Roberson, D. A. 1910
 Roberts, Dave (DB) 1974-75
 Roberts, Derek (FB) 1996-00
 Robinson, Everett 1935-36
 Robinson, Joe (DB) 1973-74
 Robinson, Koren (WR) 1999-00
 Robinson, Ray (TE) 1998-01
 Robson, Chad (PK) 1993-94
 Rodgers, Dave (FB) 1968-70
 Rodri, Joe (G) 1956-58
 Romanovsky, Tony (DE) 1948-50
 Rooney, Artie 1936-39
 Rose, Bud 1929-31
 Roseboro, Chris (SS) 1996
 Ross, Paul 1981
 Rossi, Jim (QB) 1962-63
 Rothgeb, Bret 1986
 Rowe, Gary (HB) 1964-66
 Roxburgh, Brian (FB) 1988-89
 Roy, Roscoe A. 1932-34
 Royal, Dexter (LB) 1987-90
 Royer, Bob (C) 1961
 Ruiz, Jeff (P) 2009-10
 Rummage, Steve (DE) 1968-70
 Rumph, Luerie (LB) 2005-07
 Rushing, Mitch (OL) 1982-83
 Russell, Kevin (DE) 1994-97
 Russell, Rusty (WR) 1998
 Russell, Troy (TE) 1986-87
 Ryneska, Joseph 1934-36

S

Sabol, Steve (C) 1933-35
 Sabolyk, Bobby 1937-39
 Sakas, George 1943-44
 Sales, Tony (DT) 1992-93
 Salmon, Craig (P/PK) 1984-85, 87
 Salley, Steve (FB) 1986-88
 Sandello, Ralph (DB) 1979-80
 Sanders, Brandon (C) 2002-03

Sands, Kenneth 1937-38
 Santee, Shad (TE) 1988-91
 Santos, Alex (OL) 1996-99
 Sarik, Dan (C) 1969-71
 Sasser, Glenn (T) 1962-64
 Saul, Gary (TE) 1970-71
 Saunders, Steve (G) 1981-83
 Saundier, Hal (C) 1946-49
 Saunderson, John (G) 1970-71
 Savage, Ron 1958
 Savage, Sebastian (CB) 1989-92
 Savini, John 1938-39
 Scanlon, Kevin (QB) 1976
 Scarpa, John 1944-45
 Scarpati, Joe (RB) 1961-63
 Schacht, Walter 1948-51
 Schafer, Jack 1963
 Schultz, Lenny (G) 1984-87
 Schultz, Ryan (TE/C) 1990-93
 Schwerdt, Joseph J. 1935-37
 Scott, Miguel (DB) 2005-07
 Scott, Tony (DB) 1996-99
 Seavell, Henry 1924-25
 Seehorn, Monte (RB) 1954
 Seaman, Mike (TE) 1992
 Seese, Pete 1959
 Seifert, David 1908-11
 Seitz, Rudolph 1930-32
 Senneca, Sam (DT) 1972-74
 Senter, Russell L. 1941-42
 Serfass, Tom (G) 1973-75
 Sermon, R.R. 1925-28
 Sewell, Ron (PK) 1972-73
 Shaffer, Jake (T) 1959
 Shamsid-Dean, Hassan (CB) 1995-97
 Sharp, Paul (FB) 1969-70
 Sharpe, O'Deal 1930-31
 Shavis, Larry (T) 1974-76
 Shavlik, Dean 1982-83
 Shaw, Arnold 1904-05
 Shaw, Aubrey (RB) 1989-92
 Shaw, Bruce (QB) 1971-73
 Shaw, Mark (DT) 1983-84
 Shearer, Don (DE) 1975-77
 Sheesley, Ken (LB) 1972-73
 Sheets, Harlow 1946
 Shelton, David (DT) 1979-82
 Sherrill, Fred 1978
 Sherrill, Jay (PK) 1975-77
 Sherrill, Rodney (FB) 1992
 Sherron, Jim (G) 1957-58
 Shimp, Kirby (LB) 1973
 Shuford, G. W. 1926
 Shuford, W. P. 1926
 Siegfried, Tom (DB) 1970-72
 Silver, Coon 1930-31
 Simmons, Jimmaul (S) 2008
 Simmons, Tramyne (TE) 1997-00
 Simon, Clayton (DE) 1994-98
 Simon, Roland (TE) 1948-50
 Simpson, Golden (G) 1963-64
 Sims, Donnie (FB) 1988-89
 Singletary, Reggie (DE) 1982-85
 Singleton, Graham (G) 1959-61
 Sisto, Frank (C) 1978-80
 Sitterle, Allen (T) 1971-73
 Skarry, Robert 1918-20
 Skosnik, Ron 1964
 Slavin, Grant (LB) 1986-87
 Slay, Brian (DT) 2010
 Sloan, Norman 1950
 Smart, Charley 1938-39
 Smith, Billy 1946
 Smith, Bob (FB) 1948
 Smith, Corey (DE) 1998-01
 Smith, Devon (TE) 1995-98
 Smith, Edrick (OL) 1998-00
 Smith, George (DE) 1969-71
 Smith, Jay (WR) 2009-10
 Smith, Jim (DB) 1969-70
 Smith, Jimmy 1950-51
 Smith, Johnny (G) 1984-86
 Smith, Mark (QB/LB/DB) 1985-87
 Smith, Ogden (RB) 1947-50
 Smith, Robert (G) 1964-65
 Smith, Scott (QB) 1978-79
 Smothers, Odell 1934-36
 Snow, Silas (G) 1962-64
 Sobeck, John 1943
 Sokalsky, Pete 1965-67
 Solonowski, Andy (OL) 1968-70

Sommerell, E.W. 1921-23
 Sowirka, Pete 1968-70
 Span, Fred (WR) 2005
 Spangler, Lloyd (OL) 1965-67
 Spence, Graham 1946
 Spencer, Owen (WR) 2008-10
 Spikes, Rahshon (RB) 1996-99
 Spivey, Henry (T) 1952-56
 Spritz, Dick (FB) 1951-52
 Stafford, Talmage 1909-11
 Stanko, John 1932-34
 Stanton, Bill 1945-47
 Stanton, Jack 1959-60
 Stanton, John (OL) 1976-79
 Staton, Jerome (FB) 1985
 Starodub, Rich (OL) 1969-70
 Stec, John (OL) 1965-66
 Steele, Greg (G) 1981-83
 Stephens, Ken 1934
 Stephens, S.F. 1908
 Stephens, Tremayne (RB) 1994-97
 Stephens, Victor (FS) 2000-03
 Stevens, Frank (C) 1986-87
 Stevens, Ken 1931-34
 Stewart, Earl 1939-41
 Stilwell, Marion 1940-43
 Stone, Chuck (G) 1978-79
 Stone, Fred (LB) 1985-88
 Stone, K.J. (RB) 1999-00
 Stone, Marcus (QB/TE) 2004-07
 Stout, David 1963
 Stout, Mack 1929-31
 Stowe, Jim (TE) 1974-76
 Streets, Rashad (DT) 1997-98
 Stringer, Ralph (FB) 1973-75, 77
 Stoner, Marty (WR) 2010
 Strong, William (CB) 1991-94
 Stroud, John 1906-07
 Stroup, Howell 1939-41
 Stroupe, Milo 1929-31
 Strum, Jeff (G) 1984-87
 Stultz, Mike (DB) 1971-73
 Suda, George 1951
 Sullivan, Bill (G) 1961-63
 Sullivan, Dwight (FB) 1979-81
 Sullivan, Mickey 1938-39
 Summerral, Eugene 1926
 Sutton, Buck 1943
 Sutton, Jimmie III (CB) 2005-07
 Swart, James (S) 1950-51
 Swartzberg, Fred 1943-44
 Sweezy, J.R. (DE) 2009-10
 Sykes, Hiram 1946
 Sykes, Vance 1904-06
 Symonds, Toby 1989-90
 Sziksai, Jimmy (PK) 1992-93
 Szuchan, John (T) 1954-56

T

Tapp, Jim (TE) 1958-60
 Tatum, Jess 1935-37
 Tatum John 1938
 Tayloe, Charles (TE) 1965-66
 Taylor, Al (RB) 1959-61
 Taylor, Derrick (CB) 1984-86
 Taylor, Eric (OL) 1990-93
 Taylor, Shantay (FS) 1999
 Teague, Pat (LB) 1983-86
 Teague, Eddie 1942
 Tedder, Corey (LS) 2007-10
 Teel, Shan (TE) 1989
 Teer, Bill (LB) 1952-54
 Tencick, John 1949-50
 Tharp, Marvin (OL) 1967-69
 Thomas, Arthur 1923-25
 Thomas, Mark (DT) 1988-91
 Thomas, Mark (TE) 1994-97
 Thomas, Patrick (LB) 2001-04
 Thompson, Bill 1947-49
 Thompson, Dick 1936
 Thompson, Frank 1906-09
 Thompson, Gil 1937-38
 Thompson, Hal 1943
 Thompson, J. B. 1934-37
 Thompson, John (DE) 1951-53
 Thompson, Mickey 1938-39
 Thompson, Tony (RB) 1996-98
 Threatt, Pat (DT) 1990-93
 Tofaute, Tom 1948-51
 Tokar, Francis (G) 1955-57
 Tonn, Dick (C) 1954-55

Tope, Charles (DE) 1967-68
 Topinka, Jerry 1963
 Tortu, Chris (DT) 1994-95
 Traylor, Don 1937-39
 Trowbridge, Ken (RB) 1957-58
 Tull, Reid 1904-05
 Tulloch, Stephen (LB) 2003-05
 Turbyfill, Gerald (T) 1944-49
 Turks, Kevin (LB) 1995-98
 Turner, Howard 1943-46
 Turner, Rae (TE) 1948-49
 Turner, Ricky (FS) 1989-92
 Turner, Tim (OL) 2000-01
 Turner, William (WR) 1989-90
 Tyler, DeMarcus "Tank" (DT) 2003-06

U

Urgovitch, Ken (T) 1952-54

V

Valaer, Peter 1902-06
 Vanderveer, Andy (TE) 1999-01
 Van Glann, John 1907
 Vann, Al 1929-30
 Varn, Todd (FB) 1986-89
 Vaughan, Fred 1928
 Vermiglio, Jake (OT) 2007-10
 Vickers, Billy Ray (RB) 1976-79
 Videtic, Steve (PK) 1991-94
 Vinson, Ferdinandus "Snake" (FS/CB) 1987-90
 Vitek, Steve 1956-57
 Vivino, Dave (C) 1954
 Vlachos, Bill 1970-79
 Vogt, Avery (LB) 2006
 Vollmar, George (TE) 1958-60

W

Wachtel, Chuck (T) 1961-63
 Wade, Scott 1975-76
 Wagner, Bill 1918
 Wagner, William 1915-17
 Wagner, Fred 1941-42, 46-47
 Wagoner, Jew 1916-17
 Wagoner, John 1941-42, 46
 Walker, Darwin 1995
 Walker, Greg (LB) 1974-75
 Walker, James (FS) 1993-95
 Walker, James (WR) 2000
 Walker, Javon (S) 2007
 Walker, Van (DB) 1969-71
 Walker, Willie (DB) 1983
 Wall, Bryan (LB) 1970-72
 Wall, Ricky (WR) 1982-84
 Wallace, Andrew (OL) 2009-10
 Wallis, Sam 1924
 Walsh, Chris (SS) 1990
 Walters, Dave 1972
 Ward, Todd (C) 1990-93
 Ware, John (LB) 2007
 Warren, Bob 1926-28
 Warren, Calvin (P) 1980-81
 Warren, Gerald (PK) 1967-68
 Warren, Steve (OL) 1965-67
 Washington, Bobby (RB) 2004
 Washington, Dewayne (CB) 1990-93
 Washington, J.J. (CB) 2000-02
 Washington, James (HB) 2010
 Washington, Richard (WR) 2003-04
 Watson, Asa (TE) 2010
 Watts, Bernice (G) 1946-49
 Watts, Dick 1939-41
 Weathers, H. Carol 1919-20
 Weathers, Herbert 1919-21
 Weir, Keegan (C) 1998-01
 Wentz, Camden (C) 2010
 Wescoce, Kyle (LB) 1975-78
 Webster, Alex (RB) 1950-52
 West, Eddie (QB) 1952-55
 Westfall, Wendal 1944
 Wheeler, Richard (DB) 1975-76
 Whitaker, Horace (LB) 1974
 Whitaker, Toxey 1920-22
 White, Clayton (LB) 1997-00
 White, Matt (OL) 2007-08
 White, William 1925-26
 Whitley, Dee (WR) 1979-81
 Whitley, Heber (T) 1970-72
 Whitley, Jack 1968-70
 Whitman, Gary (TE) 1965-66
 Whittaker, Paul (TE) 2001

Whitted, Alvis (WR) 1994-97
 Wiggin, Norman 1940-41
 Wilder, Bert (T) 1961-63
 Wilfong, Shawn 1999
 Wilks, Mark (DE) 1971-73
 Williams, Bennett (G) 1962-64
 Williams, Brian (CB) 1998-01
 Williams, Chris (RB) 1987-91
 Williams, Eric (LB) 1983
 Williams, Ellis (DB) 1978-79, 80-82
 Williams, George (DT) 1994-97
 Williams, Greg (DB) 1966-67
 Williams, Greg (RB) 1983
 Williams, Jarvis (WR) 2007-10
 Williams, Julian (OG/OT) 2007-08
 Williams, Mac 1940-41
 Williams, Macon 1922-24
 Williams, Mario (DE) 2003-05
 Williams, Matt (CB) 1989
 Williams, Perry (DB) 1980-82
 Williams, T.J. (TE) 2002-04
 Willis, Harvey (TE) 1971-73
 Willis, Keith (DT) 2008
 Wilson, Adrian (S) 1998-00
 Wilson, Arthur 1904-06
 Wilson, Barrett D. 1941-42
 Wilson, C.J. (DB) 2009-10
 Wilson, Don (DB) 1931-33
 Wilson, Don (DB) 1982-83
 Wilson, John 1970
 Wilson, Russell (QB) 2008-10
 Wilson, Scott (LB/QB) 1983-87
 Wilson, Stauber (LB) 1970-72
 Wilson, Woodrow (DB) 1976-79
 Wimsatt, Drew (DE) 2001-02
 Windley, Bill 1938-39
 Wingate, Ashley (OL) 2002-03
 Winstead, Kent (OL/DT) 1984-87
 Winston, H.E. 1915
 Wojcicki, Ron (FB) 1959-60
 Wolfer, Bob 1961
 Wolff, Earl (DB) 2009-10
 Woods, Heath (TE) 1993-94
 Woods, Michael (LB) 1987
 Woods, Scott (T) 1990-94
 Woody, Tim 1981
 Worst, Bobby 1944-45
 Worth, R. Barnes 1932-35
 Wortham, Justin (OL) 2003
 Worthen, Nasrallah (WR) 1984-88
 Wood, Roy 1963
 Wooden, Warren 1936-37
 Wray, Andre (DT) 1997
 Wright, Littleton (DE) 2006-07
 Wright, Mike 1981
 Wright, Willie (TE) 2000-01
 Wright, Damon (DB) 1994-97
 Wyland, Bill (FB) 1965-66

X

Xander, Craig (DE) 1973

Y

Yeates, Harvey (FB) 1950-52
 Yost, Bill (G) 1970-73
 Young, Cam (QB) 1986
 Young, Charley (FB) 1971-73
 Young, Chris (QB) 2002-04
 Young, Danny (LS) 2000-03
 Young, Keith (SS) 1985-86
 Young, Robert C. 1913-16, 19-20
 Young, Willie (DE) 2006-09
 Yount, Gary (CB) 1967-69

Z

Zick, William 1943
 Zickerfoose, Mendal 1944
 Zori, Milan 1932-34
 Zubaty, John (RB) 1954-55



NC STATE WOLFPACK FOOTBALL

VS. ALL COMPETITION

Team	Meeting		Home W-L-T	Away W-L-T	Neutral W-L-T	Total W-L-T
	First	Last				
Alcorn	2006	2006	0-1-0	0-0-0	0-0-0	0-1-0
Alabama	1938	1936	0-1-0	0-4-0	0-0-0	0-5-0
Appalachian State	1932	2006	6-0-0	0-0-0	0-0-0	6-0-0
Arizona	1989	1989	0-0-0	0-0-0	0-1-0	0-1-0
Arizona State	1980	1974	0-0-0	1-1-0	0-0-0	1-1-0
Arkansas State	2000	2000	1-0-0	0-0-0	0-0-0	1-0-0
Army	1953	1953	0-0-0	0-1-0	0-0-0	0-1-0
Auburn	1977	1979	0-0-0	1-1-0	0-0-0	1-1-0
Baylor	1995	1998	0-1-0	0-1-0	0-0-0	0-2-0
• Birmingham Asheville	1899	1899				1-0-0
Boston College	1936	2010	2-1-0	1-4-0	0-0-0	3-5-0
Boston University	1955	1955	0-0-0	1-0-0	0-0-0	1-0-0
Bowling Green	1994	1994	1-0-0	0-0-0	0-0-0	1-0-0
Bucknell	1911	1911	1-0-0	0-0-0	0-0-0	1-0-0
Buffalo	1967	1967	1-0-0	0-0-0	0-0-0	1-0-0
Camp Davis	1943	1943	0-0-0	0-1-0	0-0-0	0-1-0
Carnegie Tech	1938	1938	0-1-0	0-0-0	0-0-0	0-1-0
Catania	1933	1951	4-0-0	0-0-0	0-0-0	4-0-0
Catholic University	1931	1936	0-1-0	0-2-0	0-0-0	0-3-0
Central Florida	2007	2010	0-1-0	1-0-0	0-0-0	1-1-0
Chattanooga	1947	1948	1-0-0	1-0-0	0-0-0	2-0-0
Cincinnati	2010	2010	1-0-0	0-0-0	0-0-0	1-0-0
The Citadel	1937	1983	3-0-0	0-0-0	1-0-0	4-0-0
Chesnon	1899	2010	15-18-0	11-22-0	1-11-1	27-51-1
Connecticut	2003	2003	1-0-0	0-0-0	0-0-0	1-0-0
• ILM1	1903	1903				1-0-0
• Davidson	1897	1953	10-4-1	11-2-1	7-2-3	30-9-6
Dayton	1956	1956	0-0-0	1-0-0	0-0-0	1-0-0
Detroit	1938	1938	0-1-0	0-0-0	0-0-0	0-1-0
Duke	1974	2009	20-17-4	16-23-1	0-0-0	36-40-5
Duquesne	1939	1948	0-1-0	1-0-0	0-0-0	1-1-0
East Carolina	1970	2010	14-7-0	1-2-0	1-2-0	16-11-0
East Tennessee St.	1987	2002	2-1-0	0-0-0	0-0-0	2-1-0
• Eastern	1910	1910				1-0-0
Eastern Kentucky	2005	2005	1-0-0	0-0-0	0-0-0	1-0-0
Elon	1929	1936	4-0-0	0-0-0	0-0-0	4-0-0
Florida	1927	1992	1-3-1	0-3-0	3-3-0	4-9-1
Florida State	1952	2010	6-9-0	4-12-0	0-0-0	10-21-0
Furman	1982	1985	2-7-1	2-1-3	0-0-0	4-8-4
• Gallaudet	1915	1915				1-0-0
Georgia Webb	2009	2009	1-0-0	0-0-0	0-0-0	1-0-0
• Georgetown	1908	1942	1-2-0	1-2-0		2-6-2
George Washington	1952	1953	0-1-0	0-1-0	0-0-0	0-2-0
Georgia	1933	1973	0-2-0	0-4-1	1-0-0	1-6-1
Georgia Tech	1918	2010	6-7-0	4-10-0	0-0-0	10-17-0
Greenville Air Base	1943	1943	1-0-0	0-0-0	0-0-0	1-0-0
Guilford	1896	1919	6-1-0	1-0-0	0-0-0	7-1-0
Hampton Roads	1919	1919	1-0-0	0-0-0	0-0-0	1-0-0
High Point	1930	1930	1-0-0	0-0-0	0-0-0	1-0-0
Holy Cross	1942	1942	0-0-0	0-1-0	0-0-0	0-1-0
Houston	1967	1974	0-1-0	1-1-0	0-0-0	1-1-1
Indiana	1975	2001	2-0-0	2-0-0	0-0-0	4-0-0
Iowa	1965	1982	0-0-0	1-0-0	2-0-0	3-0-0
Iowa State	1977	1977	0-0-0	0-0-0	1-0-0	1-0-0
Kansas	1973	2003	0-0-0	0-0-0	2-0-0	2-0-0
Kent State	1971	1991	2-1-0	0-0-0	0-0-0	2-1-0
Kentucky	1903	1909	1-1-0	0-0-0	0-0-0	1-1-0
Lenoir-Rhyne	1926	1926	1-0-0	0-0-0	0-0-0	1-0-0
Louisville	1951	2007	0-1-0	0-2-0	0-0-0	0-3-0
Manhattan	1935	1938	0-0-0	1-3-0	0-0-0	1-3-0
Marshall	1991	1995	3-0-0	0-0-0	0-0-0	3-0-0
Maryland	1909	2010	17-15-3	13-17-1	1-0-0	31-32-4
Maryland Athletic	1909	1909	0-0-0	1-0-0	0-0-0	1-0-0

Maryville	1909	1909	1-0-0	0-0-0	0-0-0	1-0-0
Massachusetts	2002	2002	1-0-0	0-0-0	0-0-0	1-0-0
Miami (FL)	1939	2008	1-2-0	4-4-1	0-1-0	5-7-1
Michigan	1993	1993	0-0-0	0-0-0	0-1-0	0-1-0
Michigan State	1928	1976	1-0-1	0-4-0	0-0-0	1-4-1
Middle Tenn. St.	1989	2005	2-0-0	0-0-0	0-0-0	2-0-0
Missigoi	1944	1944	2-0-0	0-0-0	0-0-0	2-0-0
Minnesota	2000	2000	0-0-0	0-0-0	1-0-0	1-0-0
Mississippi State	1930	1994	1-1-0	1-0-0	1-1-0	3-2-0
Murray State	2009	2009	1-0-0	0-0-0	0-0-0	1-0-0
• Navy	1911	2002	0-1-0	1-3-0	1-0-0	3-6-0
Nevada	1962	1973	0-0-0	0-2-0	0-0-0	0-2-0
New Mexico	2002	2002	1-0-0	0-0-0	0-0-0	1-0-0
Newberry	1941	1941	1-0-0	0-0-0	0-0-0	1-0-0
Newport News	1943	1943	1-0-0	0-0-0	0-0-0	1-0-0
North Carolina	1894	2010	13-27-4	18-34-2	0-2-0	31-63-6
N.C. A&S	1907	1907	0-0-1	0-0-0	0-0-0	0-0-1
N.C. Pre-Flight	1942	1943	0-2-0	0-0-0	0-0-0	0-2-0
Northern Illinois	1997	1997	1-0-0	0-0-0	0-0-0	1-0-0
Notre Dame	2002	2002	0-0-0	0-0-0	1-0-0	1-0-0
Ohio	1984	2001	3-0-0	0-0-0	0-0-0	3-0-0
Ohio State	2003	2004	0-1-0	0-1-0	0-0-0	0-2-0
Oklahoma	1946	1989	0-0-0	0-1-0	0-1-0	0-2-0
Penn State	1920	1982	1-4-0	1-13-0	0-0-0	2-17-0
Pittsburgh	1952	2009	2-0-1	0-4-0	1-1-0	3-5-1
Presbyterian	1930	1930	0-0-0	0-1-0	0-0-0	0-1-0
Prudhoe	1983	1986	1-0-0	0-1-0	0-0-0	1-1-0
Raleigh Academy	1892	1893	2-0-0	0-0-0	0-0-0	2-0-0
Randolph-Macon	1906	1922	4-0-0	0-0-0	0-0-0	4-0-0
Richmond	1895	2004	12-0-1	5-1-0	0-0-0	17-1-1
Rhode Island	1907	1932	6-0-1	0-0-0	0-0-0	6-0-1
Rutgers	2008	2008	0-0-0	0-0-0	0-1-0	0-1-0
St. Albans	1902	1902	0-0-0	1-0-0	0-0-0	1-0-0
South Carolina	1900	2009	16-6-3	10-19-1	0-0-0	26-27-4
South Florida	2005	2008	0-1-0	0-0-0	1-0-0	1-1-0
Southern Methodist	1968	2001	1-0-0	1-1-0	0-0-0	2-1-0
Southern Miss.	1958	2006	1-0-0	2-1-0	2-4-0	5-5-0
Syracuse	1972	1998	3-0-0	3-0-0	0-0-0	6-0-0
Tennessee	1893	1939	2-1-0	0-0-0	0-0-0	2-1-0
Texas	1999	1999	0-0-0	1-0-0	0-0-0	1-0-0
Texas Tech	1952	2003	2-0-0	2-1-0	0-0-0	4-1-0
Tulane	1970	1970	0-0-0	0-1-0	0-0-0	0-1-0
UCLA	1959	1960	0-0-0	0-2-0	0-0-0	0-2-0
USS Franklin	1909	1913	4-0-0	0-0-0	0-0-0	4-0-0
Vanderbilt	1946	1946	0-0-0	0-1-0	0-0-0	0-1-0
Villanova	1910	1955	0-1-1	1-2-0	0-0-0	1-3-1
Virginia	1904	2007	16-6-0	14-12-1	3-1-0	33-21-1
• Va. Medical Coll.	1912	1913				2-0-0
Virginia Military Inst.	1895	1946	2-3-1	2-3-0	1-6-1	5-12-2
Virginia Tech	1900	2010	7-4-1	3-9-2	8-13-1	18-26-4
Wake Forest	1895	2010	41-21-5	21-15-1	0-0-0	62-36-6
• Washington & Lee	1905	1925	0-3-0	2-4-0	0-1-0	5-11-1
Western Carolina	1986	2010	6-0-0	0-0-0	0-0-0	6-0-0
West Virginia	1914	2010	2-4-0	1-0-0	2-1-0	5-5-0
• Witem & Mary	1906	2008	5-4-0	1-4-0	2-1-0	12-8-0
Wythoff	1920	2007	2-0-0	0-0-0	0-0-0	2-0-0
Wyoming	1959	1961	0-1-0	0-1-0	0-0-0	0-2-0

• Home/Away records not available for all games

YEARLY LEADERS

TOTAL OFFENSE

Year	Player	Plays	Rush	Pass	Tot.
1950	Ed Mooney		519	816	1,335
1951	Alex Webster	280	634	622	1,256
1952	Don Langston	101	480	0	480
1953	Eddie West	213	17	595	612
1954	Eddie West	128	-51	482	431
1955	Eddie West	148	101	660	761
1956	Dick Christy	133	589	123	712
1957	Dick Christy	154	626	24	650
1958	Frank Cackovic	154	145	487	632
1959	Roman Gabriel	188	-44	832	788
1960	Roman Gabriel	284	174	1,182	1,356
1961	Roman Gabriel	283	196	937	1,133
1962	Jim Rossi	253	216	792	1,008
1963	Jim Rossi	280	423	783	1,206
1964	Ron Skosnik	183	267	566	833
1965	Charlie Noggle	258	344	533	877
1966	Jim Donnan	180	-38	859	821
1967	Jim Donnan	201	87	980	1,067
1968	Jack Klebe	264	498	746	1,244
1969	Charles Bowers	182	693	31	724
1970	Pat Korsnick	152	-11	427	416
1971	Willie Burden	227	910	0	910
1972	Bruce Shaw	249	55	1,708	1,763
1973	Willie Burden	150	1,014	0	1,014
1974	Dave Buckley	262	135	1,481	1,616
1975	Dave Buckley	298	21	1,511	1,532
1976	Johnny Evans	326	517	942	1,459
1977	Johnny Evans	327	184	1,357	1,541
1978	Ted Brown	313	1,350	140	1,490
1979	Scott Smith	327	451	1,093	1,544
1980	Tol Avery	326	456	1,114	1,570
1981	Joe McIntosh	225	1,190	7	1,197
1982	Tol Avery	310	-205	1,396	1,191
1983	Tim Esposito	371	-62	2,096	2,034
1984	Tim Esposito	331	23	1,751	1,774
1985	Erik Kramer	429	-258	2,510	2,252
1986	Erik Kramer	351	79	2,092	2,171
1987	Shane Montgomery	189	-65	1,144	1,079
1988	Shane Montgomery	214	-26	1,522	1,496
1989	Shane Montgomery	429	-52	2,632	2,580
1990	Terry Jordan	243	-5	1,221	1,216
1991	Geoff Bender	210	36	949	985
1992	Terry Jordan	324	-36	1,963	1,927
1993	Terry Harvey	281	-13	1,837	1,824
1994	Terry Harvey	236	-21	1,466	1,445
1995	Terry Harvey	331	-8	2,099	2,091
1996	Jamie Barnette	301	63	1,594	1,657
1997	Jamie Barnette	379	78	2,378	2,456
1998	Jamie Barnette	460	13	3,169	3,182
1999	Jamie Barnette	419	23	2,320	2,343
2000	Philip Rivers	514	-87	3,054	2,967
2001	Philip Rivers	412	-26	2,586	2,560
2002	Philip Rivers	475	100	3,353	3,453
2003	Philip Rivers	561	109	4,491	4,600
2004	Jay Davis	356	-119	2,104	1,985
2005	Jay Davis	203	-103	1,267	1,164
2006	Daniel Evans	344	-13	1,843	1,830
2007	Daniel Evans	374	-119	2,030	1,911
2008	Russell Wilson	391	388	2,343	2,731
2009	Russell Wilson	491	260	3,027	3,287
2010	Russell Wilson	670	435	3,563	3,998


RUSHING

Year	Player	Att.	Yds	Avg.
1950	Jim O'Rourke		519	3.1
1951	Alex Webster	176	634	3.6
1952	Don Langston	110	480	4.7
1953	Don Langston	74	326	4.4
1954	George Marinkov	101	419	4.1
1955	Dick Christy	185	602	7.1
1956	Dick Christy	119	589	5.0
1957	Dick Christy	144	626	4.3

1958	Ken Trowbridge	113	495	4.3
1959	Ron Podwika	96	379	3.9
1960	Al Taylor	93	303	3.3
1961	Jim D'Antonio	47	232	4.9
1962	Tony Koszarsky	64	244	3.8
1963	Jim Rossi	139	423	3.1
1964	Pete Falzarano	78	324	4.2
1965	Shelby Mansfield	175	618	3.5
1966	Don DeArment	175	727	4.2
1967	Ton Barchuck	186	600	3.2
1968	Charlie Bowers	197	706	3.5
1969	Charlie Bowers	180	693	4.8
1970	Pat Kenney	66	310	4.7
1971	Willie Burden	227	910	4.0
1972	Stan Fritts	145	689	4.8
1973	Willie Burden	150	1,014	6.8
1974	Stan Fritts	245	1,169	4.8
1975	Ted Brown	142	913	6.4
1976	Ted Brown	198	1,088	5.5
1977	Ted Brown	218	1,251	5.7
1978	Ted Brown	302	1,350	4.5
1979	Dwight Sullivan	150	665	4.4
1980	Wayne McLean	147	706	4.8
1981	Joe McIntosh	222	1,190	5.4
1982	Joe McIntosh	183	780	4.4
1983	Joe McIntosh	217	1,081	5.0
1984	Vince Evans	198	883	4.5
1985	Vince Evans	172	712	4.1
1986	Bobby Crumpler	152	581	3.8
1987	Bobby Crumpler	143	571	4.0
1988	Tyrone Jackson	120	464	3.9
1989	Anthony Barbour	108	412	3.8
1990	Greg Manior	97	406	4.2
1991	Anthony Barbour	124	769	6.2
1992	Anthony Barbour	199	1,204	6.1
1993	Gary Downs	173	835	4.8
1994	Tremayne Stephens	125	791	6.3
1995	Tremayne Stephens	186	849	4.6
1996	Tremayne Stephens	165	771	4.7
1997	Tremayne Stephens	204	1,142	5.6
1998	Ray Robinson	154	822	5.3
1999	Rahshon Spikes	140	636	4.5
2000	Ray Robinson	193	788	4.1
2001	Ray Robinson	190	733	3.9
2002	T.A. McLendon	245	1,101	4.5
2003	T.A. McLendon	130	608	4.7
2004	T.A. McLendon	167	770	4.6
2005	Andre Brown	129	667	5.2
2006	Toney Baker	157	688	4.4
2007	Jamelle Eugene	172	667	3.9
2008	Andre Brown	175	767	4.4
2009	Toney Baker	160	773	4.8
2010	Mustafa Greene	134	597	4.5

PASSING

Year	Player	Comp.-Att.	TD-Int	Yards
1950	Ed Mooney	65-151	1-1	816
1951	Alex Webster	41-104	1-12	622
1952	Eddie Frantz	29-51	NA-1	315
1953	Eddie West	39-113	3-11	595
1954	Eddie West	43- 90	2-7	482
1955	Eddie West	42- 87	7-5	660
1956	Bill Franklin	18- 45	4-4	275
1957	Tom Katich	11- 29	2-3	182
1958	Frank Cackovic	42-108	3-11	487
1959	Roman Gabriel	81-134	3-7	832
1960	Roman Gabriel	105-186	8-7	1,182
1961	Roman Gabriel	99-186	8-6	937
1962	Jim Rossi	66-130	4-4	792
1963	Jim Rossi	70-141	8-10	873
1964	Ron Skosnik	45- 93	7-7	566
1965	Charlie Noggle	55-109	0-3	533
1966	Jim Donnan	74-158	4-9	859
1967	Jim Donnan	79-156	7-6	980
1968	Jack Klebe	57-120	5-14	746



Dick Christy

1969	Darrell Moody	44-101	1-4	434
1970	Pat Korsnick	46- 91	0-9	427
1971	Bruce Shaw	53-127	4-8	681
1972	Bruce Shaw	91-175	9-13	1,708
1973	Dave Buckley	53-101	7-3	762
1974	Dave Buckley	105-162	8-7	1,481
1975	Dave Buckley	113-201	6-11	1,511
1976	Johnny Evans	77-163	3-8	942
1977	Johnny Evans	93-203	8-10	1,357
1978	Scott Smith	50-101	0-11	741
1979	Scott Smith	75-138	5-6	1,093
1980	Tol Avery	98-184	6-13	1,114
1981	Tol Avery	70-139	3-10	825
1982	Tol Avery	126-224	8-9	1,396
1983	Tim Esposito	190-323	8-15	2,234
1984	Tim Esposito	143-262	10-15	1,751
1985	Erik Kramer	189-339	16-12	2,510
1986	Erik Kramer	145-277	5-18	2,092
1987	S. Montgomery	81-153	7-12	1,144
1988	S. Montgomery	123-198	8-8	1,522
1989	S. Montgomery	217-395	16-15	2,632
1990	Terry Jordan	101-179	6-5	1,221
1991	Geoff Bender	76-167	7-7	949
1992	Terry Jordan	164-251	9-8	1,963
1993	Terry Harvey	131-735	14-8	1,837
1994	Terry Harvey	116-199	8-9	1,466
1995	Terry Harvey	155-279	16-11	2,099
1996	Jamie Barnette	102-226	9-6	1,594
1997	Jamie Barnette	171-302	19-14	2,378
1998	Jamie Barnette	193-377	18-11	3,169
1999	Jamie Barnette	171-338	13-9	2,320
2000	Philip Rivers	237-441	25-10	3,054
2001	Philip Rivers	240-368	16-7	2,586
2002	Philip Rivers	273-447	20-10	3,353
2003	Philip Rivers	348-483	34-7	4,491
2004	Jay Davis	175-313	12-15	2,104
2005	Jay Davis	108-180	6-8	1,267
2006	Daniel Evans	163-307	6-11	1,843



NC STATE WOLFPACK FOOTBALL

YEARLY LEADERS

2007	Daniel Evans	194-339	12-13	2,030
2008	Russell Wilson	150-275	17-1	1,955
2009	Russell Wilson	224-378	31-11	3,027
2010	Russell Wilson	308-527	28-14	3,563

RECEIVING

Year	Player	Rec.	Yards	TD
1950	Jim O'Rourke	20	319	0
1951	Steve Kosilla	21	226	2
1952	Steve Kosilla	13	182	1
1953	Henry Brown	11	166	1
1954	George Marinkov	14	108	0
1955	John Collar	14	231	5
1956	Bob Pepe	12	171	2
1957	Dick Christy	10	211	4
1958	Bob Pepe	15	203	3
1959	Ron Podwika	23	181	0
1960	John Morris	18	218	1
1961	John Morris	24	325	1
1962	Joe Scarpati	18	214	2
1963	Joe Scarpati	24	273	2
1964	Gary Rowe	16	210	3
1965	Gary Rowe	20	270	0
1966	Gary Rowe	47	571	1
1967	Harry Martell	27	390	6
1968	Bobby Hall	17	231	1
1969	Wayne Lewis	15	148	1
1970	Pat Kenney	19	249	2
1971	Mike Schultz	24	481	4
1972	Pat Kenney	36	832	5
1973	Don Buckley	24	439	2
1974	Don Buckley	26	452	2
1975	Don Buckley	34	551	1
1976	Ted Brown	25	239	0
1977	Ted Brown	24	164	1
1978	Ted Brown	17	197	0
1979	Mike Quick	30	524	4
1980	Mike Quick	43	632	3
1981	Mike Quick	32	508	3
1982	Ricky Wall	23	412	4
1983	Jeff Brown	41	354	0
1984	Jeff Brown	33	243	1
1985	Haywood Jeffires	36	542	6
1986	Nasrallah Worthen	41	686	4
1987	Mack Jones	23	403	1
1988	Nasrallah Worthen	55	856	7
1989	Mike Kavulic	46	745	2
1990	Aubrey Shaw	34	288	1
1991	Charles Davenport	33	558	4
1992	Eddie Goines	46	580	3
1993	Eddie Goines	48	928	10
1994	Eddie Goines	39	624	3
1995	Mike Guffie	49	810	5
1996	Jimmy Grissett	50	751	5
1997	Torry Holt	62	1,099	16
1998	Torry Holt	88	1,604	11
1999	Koren Robinson	48	853	2
2000	Koren Robinson	62	1,061	13
2001	Ray Robinson	52	376	1
2002	Jerricho Cotchery	67	1,192	7
2003	Jerricho Cotchery	86	1,369	10
2004	T.J. Williams	31	382	0
2005	T.J. Williams	36	407	2
2006	Anthony Hill	45	478	0
2007	John Dunlap	45	375	3
2008	Owen Spencer	31	691	5
2009	Jarvis Williams	45	547	11
2010	Owen Spencer	60	912	4

SCORING

Year	Player	FG-A	XP-A	FG-A	R-Rec-Ret	TDS	Pts
1953	Don Langston	0-0	0-0	0-0	0-0-0	24	24
1954	Georger Marinkov	0-0	0-0	0-0	3-0-0	18	18
	John Zubaty	0-0	0-0	0-0	3-0-0	18	18
1955	Dick Hunter	0-0	0-0	0-0	6-2-0	48	48
1956	Dick Christy	1-1	0-0	0-0	3-0-0	19	19
1957	Dick Christy	2-2	1-1	7-4-2	83	83	83
1958	Arnold Nelson	0-0	0-0	4-0-0	24	24	24
1959	Ron Podwika	0-0	0-0	5-0-0	30	30	30
1960	Roman Gabriel	0-0	0-0	7-0-0	42	42	42
1961	Roman Gabriel	0-0	0-0	4-0-0	26	26	26
1962	Joe Scarpati	0-0	0-0	3-2-0	30	30	30
1963	Tony Koszarsky	0-0	0-0	4-1-0	30	30	30
1964	Gary Rowe	0-0	0-0	1-3-0	24	24	24
1965	Shelby Mansfield	0-0	0-0	6-0-0	36	36	36
1966	Don DeArment	0-0	0-0	8-1-0	54	54	54
1967	Gerald Warren	19-19	17-22	0-0-0	70	70	70
1968	Gerald Warren	22-23	9-16	0-0-0	49	49	49
1969	Darrell Moody	0-0	0-0	7-0-0	42	42	42
1970	Mike Charron	7-7	7-13	0-0-0	28	28	28
1971	*Willie Burden	0-0	0-0	8-0-0	50	50	50
1972	*Stan Fritts	0-0	0-0	16-1-0	106	106	106
1973	Stan Fritts	0-0	0-0	13-0-0	78	78	78
1974	*Roland Hooks	0-0	0-0	9-4-0	82	82	82
1975	*Ted Brown	0-0	0-0	12-1-0	84	84	84
1976	Ted Brown	0-0	0-0	13-0-0	78	78	78
1977	Ted Brown	0-0	0-0	13-1-0	84	84	84
1978	Nathan Ritter	25-26	17-19	0-0-0	76	76	76
1979	Scott Smith	0-0	0-0	13-0-0	78	78	78
1980	Nathan Ritter	23-25	9-13	0-0-0	50	50	50
1981	Todd Auten	15-20	11-17	0-0-0	48	48	48
1982	Mike Cofer	18-22	8-14	0-0-0	42	42	42
1983	Mike Cofer	21-24	11-14	0-0-0	54	54	54
1984	Mike Cofer	24-26	18-23	0-0-0	78	78	78
1985	Phil Brothers	0-0	0-0	0-6-0	36	36	36
	Haywood Jeffires	0-0	0-0	0-6-0	36	36	36
1986	Mike Cofer	33-35	13-17	0-0-0	72	72	72
1987	Bryan Carter	23-24	8-12	0-0-0	47	47	47
1988	Damon Hartman	27-27	8-13	0-0-0	51	51	51
1989	Damon Hartman	27-28	19-28	0-0-0	84	84	84
1990	Damon Hartman	17-18	9-12	0-0-0	44	44	44
1991	Damon Hartman	26-28	12-22	0-0-0	62	62	62
1992	Steve Videtich	38-38	14-22	0-0-0	80	80	80
1993	Eddie Goines	0-0	0-0	0-10-0	64	64	64
1994	Steve Videtich	29-31	16-18	0-0-0	77	77	77
1995	Marc Primanti	27-28	11-13	0-0-0	60	60	60
1996	Marc Primanti	24-24	20-20	0-0-0	84	84	84
1997	*Torry Holt	0-0	0-0	0-16-0	98	98	98
1998	*Torry Holt	0-0	0-0	0-11-2	80	80	80
1999	Kent Passingham	25-27	9-14	0-0-0	52	52	52
2000	Koren Robinson	0-0	0-0	0-13-1	84	84	84
2001	Ray Robinson	0-0	0-0	10-1-0	68	68	68
2002	T.A. McLendon	0-0	0-0	18-0-0	108	108	108
2003	Adam Kiker	56-59	12-17	0-0-0	92	92	92
2004	John Deraney	29-29	13-22	0-0-0	68	68	68
2005	John Deraney	28-28	15-20	0-0-0	73	73	73
2006	John Deraney	22-23	12-16	0-0-0	58	58	58
2007	Steven Hauschka	25-25	16-18	0-0-0	73	73	73
2008	Josh Czajkowski	33-34	16-19	0-0-0	81	81	81
2009	Josh Czajkowski	44-44	10-12	0-0-0	74	74	74
2010	Josh Czajkowski	42-43	20-26	0-0-0	102	102	102

* indicates also scored on two-point conversions

FIELD GOALS

Year	Player	Md.-Att.
1954	John Bagonis	1-1
1955	No FG (one attempt)	----
1956	No FG (three attempts)	----
1957	Dick Christy	1-1
1958	No FG (two attempts)	----
1959	Ron Wojcicki	1-5
1960	Nick Maravich	1-1

1961	Jake Shaffer	1-1
1962	Jake Shaffer	1-3
1962	Glenn Sasser	1-6
1963	Gus Andrews	1-7
1964	Harold Deters	4-7
1965	Harold Deters	7-14
1966	Harold Deters	10-22
1967	Harold Deters	17-22
1968	Gerald Warren	9-16
1969	Mike Charron	9-16
1970	Mike Charron	7-13
1971	Sam Harrell	4-9
1972	Ron Sewell	3-4
1973	Ron Sewell	4-5
1974	John Huff	3-5
1975	Jay Sherrill	4-10
1976	Jay Sherrill	6-13
1977	Jay Sherrill	9-16
1978	Nathan Ritter	17-19
1979	Nathan Ritter	7-9
1980	Nathan Ritter	9-13
1981	Todd Auten	11-17
1982	Mike Cofer	8-14
1983	Mike Cofer	11-14
1984	Mike Cofer	18-23
1985	Kelly Hollodick	8-13
1986	Mike Cofer	13-17
1987	Bryan Carter	8-12
1988	Damon Hartman	8-13
1989	Damon Hartman	19-28
1990	Damon Hartman	9-12
1991	Damon Hartman	12-22
1992	Steve Videtich	14-22
1993	Steve Videtich	12-13
1994	Steve Videtich	16-18
1995	Marc Primanti	11-13
1996	Marc Primanti	20-20
1997	Chris Hensler	10-17
1998	Danny Deskevich	12-12
1999	Kent Passingham	9-14
2000	Kent Passingham	13-18
2001	Adam Kiker	13-14
2002	Austin Herbert	5-9
	Adam Kiker	5-7
2003	Adam Kiker	12-17
2004	John Deraney	13-22
2005	John Deraney	15-20
2006	John Deraney	12-16
2007	Steven Hauschka	16-18
2008	Josh Czajkowski	16-19
2009	Josh Czajkowski	10-12
2010	Josh Czajkowski	20-26

PATS

Year	Player	Md.-Att.
1950	Ray Barkouskie	10-13
1951	Ray Barkouskie	12-19
1952	Ray Barkouskie	6-11
1953	Al D'Angelo	6-9
1954	John Bagonis	6-6
1955	John Bagonis	15-21
1956	Dick Hunter	7-10
1957	Dick Hunter	10-17
1958	Larry Dixon	10-12
1959	Jake Shaffer	5-5
1960	Jake Shaffer	7-13
1961	Jake Shaffer	10-12
1962	Roger Moore	4-6
1963	Gus Andrews	19-22
1964	Gus Andrews	9-11
1965	Harold Deters	11-11
1966	Harold Deters	19-19
1967	Gerald Warren	19-19
1968	Gerald Warren	22-23
1969	Mike Charron	10-12



NC STATE WOLFPACK FOOTBALL

YEARLY LEADERS

1970	Mike Charron	7-7
1971	Sam Harrell	8-9
1972	Ron Sewell	40-42
1973	Ron Sewell	41-48
1974	John Huff	23-25
1975	Johnny Evans	7-8
	Jay Sherrill	7-9
1976	Jay Sherrill	23-24
1977	Jay Sherrill	28-28
1978	Nathan Ritter	25-26
1979	Nathan Ritter	33-34
1980	Nathan Ritter	23-25
1981	Todd Auten	15-20
1982	Mike Cofer	18-22
1983	Mike Cofer	21-24
1984	Mike Cofer	24-26
1985	Kelly Hollodick	10-11
1986	Mike Cofer	33-35
1987	Bryan Carter	23-24
1988	Damon Hartman	27-27
1989	Damon Hartman	27-28
1990	Damon Hartman	17-18
1991	Damon Hartman	26-28
1992	Steve Videtich	38-38
1993	Steve Videtich	26-28
1994	Steve Videtich	29-31
1995	Marc Primanti	27-28
1996	Marc Primanti	24-24
1997	Chris Hensler	39-39
1998	Danny Deskevich	29-29
1999	Kent Passingham	25-27
2000	Kent Passingham	36-38
2001	Adam Kiker	24-27
2002	Austin Herbert	38-43
2003	Adam Kiker	56-59
2004	John Deraney	29-29
2005	John Deraney	28-28
2006	John Deraney	22-23
2007	Steven Hauschka	25-25
2008	Josh Czajkowski	33-34
2009	Josh Czajkowski	44-44
2010	Josh Czajkowski	42-43

PUNTING

Year	Name	No.	Yds.	Avg.
1949	Ogden Smith	59	2,384	40.4
1950	Ted Potts	8	307	38.4
1951	Alex Webster	34	1,404	38.5
1952	Alex Webster	28	915	32.5
1953	Eddie West	41	1,211	29.5
1954	John Zubaty	23	792	34.4
1955	Tony Guerrieri	29	1,035	35.7
1956	Dick Hunter	26	1,028	39.5
1957	Dick Hunter	36	1,342	37.3
1958	Ken Trowbridge	44	1,716	39.0
1959	Roger Moore	36	1,233	34.2
1960	Collice Moore	48	1,828	38.1
1961	Dave Houtz	59	2,296	38.9
1962	Dave Houtz	52	1,733	33.3
1963	Dave Houtz	55	2,006	36.4
1964	Ron Skosnik	53	2,165	40.9
1965	Jim Donnan	64	2,425	37.9
1966	Jim Donnan	45	1,643	36.5
1967	Jim Donnan	51	1,769	34.8
1968	Gary Yount	55	2,170	39.5
1969	Gary Yount	64	2,545	39.8
1970	Allen Hicks	65	2,514	38.7
1971	Mark Cassidy	68	2,669	39.2
1972	Pat Korsnick	29	1,051	36.2
1973	Eddie Poole	23	877	38.1
1974	Johnny Evans	38	1,653	43.5
1975	Johnny Evans	42	1,874	44.6
1976	Johnny Evans	47	2,168	46.1
1977	Johnny Evans	58	2,448	42.2
1978	John Isley	68	2,510	36.9

1979	John Isley	61	2,226	36.5
1980	Calvin Warren	52	2,213	42.6
1981	Calvin Warren	65	2,495	38.4
1982	Marty Martinussen	63	2,472	39.2
1983	Marty Martinussen	58	2,236	38.6
1984	Marty Martinussen	29	1,169	40.3
1985	Craig Salmon	41	1,591	38.8
1986	Kelly Hollodick	55	2,330	42.4
1987	Craig Salmon	64	2,877	45.0
1988	Preston Poag	66	2,651	40.2
1989	Preston Poag	44	1,766	40.1
1990	Preston Poag	36	1,440	40.0
1991	Tim Kilpatrick	59	2,322	39.4
1992	Tim Kilpatrick	58	2,217	38.2
1993	Chad Robson	31	1,188	38.3
1994	Chad Robson	46	1,753	38.1
1995	Jay Dukes	47	1,837	39.1
1996	Jay Dukes	36	1,382	38.4
1997	Jason Biggs	54	2,113	39.1
1998	Scott Earwood	42	1,555	37.0
1999	Scott Earwood	76	2,906	38.2
2000	Austin Herbert	59	2,223	37.7
2001	Austin Herbert	53	2,166	40.9
2002	Austin Herbert	61	2,268	37.2
2003	Austin Herbert	53	2,265	42.7
2004	John Deraney	60	2,514	41.9
2005	John Deraney	72	2,884	40.1
2006	John Deraney	76	2,968	39.1
2007	Bradley Pierson	62	2,307	37.2
2008	Bradley Pierson	61	2,369	38.8
2009	Jeff Ruiz	46	1,743	37.9
2010	Jeff Ruiz	33	1,233	37.4

KICKOFF RETURNS

Year	Name	No.	Yds.	Avg.
1949	Ed Mooney	12	327	27.3
1950	Alex Webster	7	99	14.1
1951	Alex Webster	15	378	25.2
1952	Alex Webster	13	236	18.1
1953	Don Langston	12	275	22.9
1954	George Marinkov	13	459	35.3
1955	Eddie West	8	143	17.8
1956	Dick Hunter	9	220	24.4
1957	Dick Christy	7	318	45.4
1958	Ken Trowbridge	12	241	20.1
1959	Claude Gibson	8	152	19.0
1960	Ed France	13	327	25.2
1961	Tony Kozarsky	11	241	21.9
1962	Tony Kozarsky	10	216	21.6
1963	Mike Clark	9	222	24.7
1964	Shelby Mansfield	13	304	23.4
1965	Gary Rowe	20	392	19.6
1966	Gary Rowe	20	505	25.3
1967	Leon Mason	7	141	20.1
1968	Bobby Hall	29	721	24.9
1969	Jack Whitley	18	384	21.3
1970	Pat Kenney	26	495	19.0
1971	Mike Stultz	15	381	25.4
1972	Roland Hooks	27	615	22.8
1973	Ralph Stringer	11	281	25.5
1974	Ralph Stringer	19	500	26.3
1975	Ralph Stringer	27	676	25.0
1976	Rickey Adams	15	359	23.9
1977	Ralph Stringer	19	488	25.7
1978	Chuckie Canady	15	284	18.9
1979	Rickey Adams	9	188	20.0
1980	Dwayne Greene	12	234	19.5
1981	Ken Jenkins	15	330	22.0
1982	Jeff Byrd	11	240	21.8
1983	Joe Greene	14	307	21.9
1984	Nasrallah Worthen	13	287	22.1
1985	Nasrallah Worthen	20	448	22.4
1986	Troy Russell	19	434	22.8
1987	Chris Williams	33	695	21.1
1988	Chris Williams	18	468	26.0

1989	Chris Williams	11	195	17.7
1990	Ledel George	22	480	21.8
1991	Anthony Barbour	13	361	27.8
1992	Anthony Barbour	14	306	21.9
1993	Eddie Goines	16	191	11.9
1994	Alvis Whitted	18	452	25.1
1995	Alvis Whitted	26	533	20.5
1996	Alvis Whitted	20	455	22.8
1997	Alvis Whitted	20	489	24.5
1998	Ricky Collins	7	164	23.4
1999	Marcus Ellerbe	12	260	21.7
2000	Koren Robinson	20	506	25.3
2001	Greg Golden	11	216	19.6
2002	Greg Golden	16	359	22.4
2003	Lamont Reid	13	258	19.8
2004	Bobby Washington	7	155	22.1
	Lamont Reid	7	212	30.3
2005	Darrell Blackman	20	582	29.1
2006	Darrell Blackman	19	549	28.9
2007	Darrell Blackman	30	697	23.2
2008	T.J. Graham	41	1,028	25.1
2009	Clem Johnson	24	489	20.4
2010	T.J. Graham	29	565	19.5

PUNT RETURNS

Year	Name	No.	Yds.	Avg.
1949	Joe Dinan	10	166	16.6
1950	Alex Webster	14	276	19.7
1951	Alex Webster	11	195	17.7
1952	Alex Webster	8	163	20.4
1953	Eddie West	23	239	10.4
1954	George Marinkov	7	92	13.1
1955	Dick Hunter	10	101	10.1
1956	Dick Hunter	11	28	2.5
1957	Dick Hunter	15	139	9.2
1958	Claude Gibson	11	114	10.4
1959	Bernie Latusick	14	87	6.2
1960	Claude Gibson	15	132	8.8
1961	Tony Kozarsky	13	173	13.3
1962	Joe Scarpati	15	198	13.2
1963	Joe Scarpati	9	96	10.7
1964	Bill James	18	204	11.3
1965	Gary Rowe	17	93	5.5
1966	Gary Rowe	17	175	10.3
1967	Fred Combs	24	434	18.1
1968	Jack Whitley	21	311	14.8
1969	Jack Whitley	22	162	7.4
1970	Jack Whitley	24	248	10.3
1971	Mike Stultz	16	148	9.3
1972	Mike Stultz	18	239	13.3
1973	Mike Stultz	24	177	7.4
1974	Ralph Stringer	28	220	7.9
1975	Ralph Stringer	34	203	6.0
1976	Woodrow Wilson	29	169	5.8
1977	Donnie LeGrande	9	49	5.4
	Woodrow Wilson	9	28	3.1
1978	Curtis Rein	26	181	7.0
1979	Woodrow Wilson	22	204	9.3
1980	Roger Carmack	3	18	6.0
1981	Louie Meadows	17	222	13.0
1982	Jeff Byrd	27	202	7.5
1983	Don Wilson	11	51	4.6
1984	Jeff Byrd	10	51	5.1
1985	Jeff Gethers	20	125	6.3
1986	Mack Jones	8	61	7.6
1987	Mack Jones	32	180	5.6
1988	Chris Corders	18	131	7.3
1989	Barry Anderson	30	203	6.8
1990	Ledel George	39	428	11.0
1991	Ledel George	40	328	8.2
1992	Ledel George	21	238	11.3
1993	Ledel George	25	197	7.9
1994	Eddie Goines	20	182	9.1
1995	Greg Addis	12	86	7.2
1996	Tony Scott	17	165	9.7



NC STATE WOLFPACK FOOTBALL

YEARLY LEADERS

1997	Torry Holt	12	162	13.5
1998	Torry Holt	20	273	13.6
1999	Koren Robinson	14	94	6.7
2000	Koren Robinson	14	218	15.6
2001	Jerricho Cotchery	10	100	10.0
2002	Jerricho Cotchery	20	109	5.4
2003	Tramain Hall	19	202	10.6
2004	Tramain Hall	21	136	6.5
2005	Darrell Blackman	22	122	5.8
2006	Darrell Blackman	24	206	8.6
2007	Darrell Blackman	26	322	12.4
2008	T.J. Graham	15	123	8.2
2009	T.J. Graham	15	156	10.4
2010	T.J. Graham	19	154	8.1

TACKLES

Year	Player	Hit	Ast	Solo	Tot.
1977	Bill Cowher, LB	52	81	43	176
1978	Bill Cowher, LB	72	99	26	195
1979	Donnie LeGrande, DB	25	59	20	104
1980	Robert Abraham, LB	51	58	21	130
1981	Robert Abraham, LB	78	82	23	183
1982	Vaughan Johnson, LB	64	75	167	
1983	Vaughan Johnson, LB	77	67	144	
1984	Mark Franklin, ILB	73	47	120	
1985	Kelvin Crooms, ILB	103	58	161	
1986	Pat Teague, ILB	55	73	128	
1987	Michael Brooks, FS	63	42	105	
1988	Jesse Campbell, SS	64	21	83	
1989	Billy Ray Haynes, ILB	46	52	123	
1990	Fernandus Vinson, FS	65	44	109	
1991	Billy Ray Haynes, ILB	46	52	102	
1992	David Merritt, LB	89	77	167	
1993	James Walker, DB	97	42	139	
1994	Damien Covington, ILB	81	64	145	
1995	Morocco Brown, OLB	49	43	92	
1996	Morocco Brown, MLB	72	36	108	
1997	Morocco Brown, OLB	56	58	114	
1998	Jason Perry, FS	64	61	125	
1999	Brian Williams, FS	73	58	131	
2000	Levar Fisher, OLB	90	76	166	
2001	Levar Fisher, OLB	84	64	148	
2002	Dantonio Burnette, MLB	77	67	144	
2003	Andre Maddox, ROV	113	32	145	
2004	Oliver Hoyte, MLB	44	49	93	
2005	Stephen Tulloch, OLB	91	58	149	
2006	Pat Lowery, MLB	68	41	109	
2007	DaJuan Morgan, S	83	34	117	
2008	Ray Michel, LB	62	40	102	
2009	Audie Cole, LB	52	33	95	
2010	Nate Irving, LB	51	46	97	
	Audie Cole, LB	59	38	97	

TACKLES FOR LOSS

Year	Player	No.-Yds.
1977	Simon Gupton, DT	16-72
1978	Simon Gupton, DT	8-14
1979	Bubba Green, MG	7-16
1980	Bubba Green, MG	8-28
1981	Ricky Etheridge, DE	8-27
1982	Andy Hendel, LB	10-35
1983	Mitch Rushing, MG	6-13
1984	Frank Bush, OLB	7-25
1985	Don Herron, OLB	8-36
1986	Sandy Kea, NG	6-14
1987	Clayton Henry, ILB	8-15
1988	Jesse Campbell, SS	11-53
1989	Ray Agnew, DT	11-26
1990	Ray Frost, ILB	6-17
	Joe Johnson, CB	6-18
1991	Tyler Lawrence, OLB	8-16
1992	Carl Reeves, DT	20-135

1993	Tyler Lawrence, OLB	21-91
1994	Carl Reeves, DT	14-62
1995	George Williams, DT	10-26
1996	Duan Everett, OLB	8-26
1997	Morocco Brown, OLB	7-10
	Duan Everett, OLB	7-20
	George Williams, DT	7-9
1998	Edrick Smith, MLB	11-56
1999	Clayton White, OLB	16-46
2000	Levar Fisher, LB	15-46
2001	George Anderson, DE	11-35
2002	Dantonio Burnette, MLB	18-67
2003	Pat Thomas, OLB	15-71
2004	Mario Williams, DE	15-82
2005	Mario Williams, DE	27.5-101
2006	Tank Tyler, DT	11-35
2007	Willie Young, DE	16-69
2008	Willie Young, DE	12.5-71
2009	Willie Young, DE	14-82
2010	Nate Irving, LB	20.5-77

PASSES BROKEN UP

Year	Player	PBU
1978	Ronnie Lee, DB	9
1979	Donnie LeGrande, CB	8
1980	Perry Williams, CB	7
1981	Donnie LeGrande, CB	19
1982	Don Wilson, SS	6
	Perry Williams, CB	6
1983	Nelson Jones, FS	9
1984	Nelson Jones, FS	10
1985	Raymond Phillips, DE	6
1986	Derrick Taylor, CB	11
	Pat Teague, ILB	11
1987	Michael Brooks, FS	14
	Joe Johnson, CB	14
1988	Jesse Campbell, SS	11
1989	Joe Johnson, CB	13
1990	Joe Johnson, CB	18
1991	Mike Reid, SS	14
1992	Mike Reid, SS	13
1993	William Strong, CB	10
1994	William Strong, CB	11
1995	Ricky Bell, CB	6
1996	Rodney Redd, CB	7
1997	Tony Scott, CB	18
1998	Lloyd Harrison, CB	23
1999	Tony Scott, CB	18
2000	Levar Fisher, LB	8
2001	Brian Williams, CB	9
2002	Lamont Reid, CB	9
2003	Dovonte Edwards, CB	10
2004	Lamont Reid, CB	14
2005	Marcus Hudson, CB	20
2006	A.J. Davis, CB	9
2007	DaJuan Morgan, S	13
2008	DeAndre Morgan, CB	13
2009	Willie Young, DE	7
2010	C.J. Wilson, CB	8

INTERCEPTIONS

Year	Name	Int.	Yds.
1949	Jim O'Rourke	6	126
1950	George McArthur	2	15
	Jim O'Rourke	2	37
	Alex Webster	2	20
1951	Jim O'Rourke	3	40
1952	Ted Kilyk	3	82
1953	Eddie West	2	35
1954	George Marinkov	4	29
1955	George Marinkov	3	96
1956	Dick Hunter	4	26

1957	Bill Rearick	3	54
1958	Randy Harrell	2	35
	Ron Podwika	2	5
	Ron Savage	2	13
1959	Ron Podwika	3	7
1960	Claude Gibson	4	23
	John Stanton	4	48
1961	Tom Dellinger	2	13
1962	Joe Scarpati	4	24
1963	Joe Scarpati	4	5
1964	Pete Falzarano	2	25
	Tony Golmont	2	65
1965	Tony Golmont	7	86
1966	Ron Jackson	4	14
1967	Mike Hilka	4	15
	Greg Williams	4	16
1968	Jack Whitley	6	116
1969	Van Walker	2	75
	Jack Whitley	2	47
	Gary Yount	2	24
1970	Van Walker	7	91
1971	Bob Divens	4	24
1972	Bob Divens	4	26
1973	Mike Devine	7	49
1974	Eddie Poole	3	62
1975	Eddie Poole	2	27
	Richard Wheeler	2	19
1976	Mike Nail	3	26
1977	Richard Carter	4	4
	Woodrow Wilson	4	32
1978	Ronnie Lee	5	22
	Woodrow Wilson	5	107
1979	Eric Williams	4	17
1980	Hillary Honeycutt	5	60
1981	Eric Williams	7	107
1982	Eric Williams	4	10
1983	John McRorie	6	30
1984	Dwayne Greene	2	34
	Nelson Jones	2	31
	Benny Pegram	2	7
1985	Mark Franklin	2	29
1986	Derrick Taylor	6	164
1987	Michael Brooks	5	8
1988	Jesse Campbell	5	71
1989	Fernandus Vinson	4	120
1990	Joe Johnson	4	53
1991	Sebastian Savage	5	102
1992	Ricky Turner	5	74
1993	Dewayne Washington	4	46
1994	William Strong	3	22
1995	Jason Perry, FS	2	33
	Ron Melnik	2	16
	Kenny Harris	2	15
	Hassan Shamsid-Deen	2	9
1996	Hassan Shamsid-Deen	4	28
1997	Hassan Shamsid-Deen	4	6
1998	Lloyd Harrison, CB	7	51
1999	Lloyd Harrison, CB	5	0
2000	Corey Lyons, LB	3	17
2001	Brian Williams,	3	3
2002	Rod Johnson, S	4	67
2003	Greg Golden, CB	2	71
	A.J. Davis, CB	2	65
	Victor Stephens, CB	2	40
2004	Dovonte Edwards, CB	3	46
2005	Garland Heath, ROV	5	40
2006	DaJuan Morgan, S	2	0
2007	DaJuan Morgan, S	3	0
	Jeremy Gray, CB	3	36
2008	Nate Irving, LB	4	83
2009	Clem Johnson, S	2	0
2010	Brandan Bishop, S	4	54

WOLFPACK RECORDS



NC STATE WOLFPACK FOOTBALL

YEARLY RECORDS

Year	Home W-L-T	Away W-L-T	Neutral W-L-T	Conf. W-L-T	Conf. Finish	Overall W-L-T	Overall Pct.	Scoring NCS-Opp	Captain(s)	Coach
1892	1-0-0	0-0-0	0-0-0	---	---	1-0-0	1.000	14-6	---	Perrin Busbee
1893	2-0-0	0-0-0	0-0-0	---	---	2-0-0	1.000	25-6	---	Bart Gatling
1894	0-1-0	0-1-0	0-0-0	---	---	0-2-0	.000	0-60	---	Bart Gatling
1895	1-0-1	0-2-0	0-0-0	---	---	1-2-1	.375	50-82	---	Bart Gatling
1896	1-0-0	0-0-0	0-0-0	---	---	1-0-0	1.000	6-0	---	Perrin Busbee
1897	1-1-0	0-1-0	0-0-0	---	---	1-2-0	.333	19-58	---	Perrin Busbee
1898	0-0-0	0-1-0	0-0-0	---	---	0-1-0	.000	0-34	---	W.C. Riddick
1899	1-0-2	0-1-0	0-1-0	--	---	1-2-2	.200	29-69	---	W.C. Riddick
1900	0-3-0	0-1-0	0-0-0	---	---	0-4-0	.000	7-64	---	Dr. John McGee
1901	1-1-0	0-1-0	0-0-0	---	---	1-2-0	.333	27-75	---	Dr. John McGee
1902	2-1-1	0-2-1	1-1-0	--	---	3-4-2	.444	81-41	Max Gardner	Arthur Devlin
1903	2-1-0	1-2-0	1-1-0	---	---	4-4-0	.500	142-74	J.P. Gulley	Arthur Devlin
1904	2-0-1	1-1-1	0-0-0	---	---	3-1-2	.667	89-11	L.F. Abernathy	W.S. Kienholtz
1905	2-0-1	1-1-0	0-0-1	---	---	4-1-1	.667	65-10	A.W. Gregory	George Whitney
1906	3-0-2	0-0-1	0-1-1	---	---	3-1-4	.625	100-10	A.J. Wilson	Willie Heston
1907	4-0-1	1-0-0	1-0-0	---	---	6-0-1	.929	81-13	F.M. Thompson	Mickey Whitehurst
1908	4-0-0	2-0-0	0-1-0	---	---	6-1-0	.857	153-11	S.F. Stephens	Mickey Whitehurst
1909	4-0-0	1-0-0	1-1-0	---	---	6-1-0	.857	110-24	J.B. Bray	Eddie L. Green
1910	3-0-2	0-0-0	1-0-0	---	---	4-0-2	.833	125-12	Harry Hartsell	Eddie L. Green
1911	5-0-0	0-2-0	0-1-0	---	---	5-3-0	.625	84-34	Tal Stafford	Eddie L. Green
1912	2-2-0	2-1-0	0-0-0	---	---	4-3-0	.571	53-104	H.M. Cool	Eddie L. Green
1913	5-1-0	1-0-0	0-0-0	---	---	6-1-0	.857	155-27	W.T. Hurtt	Eddie L. Green
1914	2-2-1	0-0-0	0-1-0	---	---	2-3-1	.333	95-44	R.A. Plyler	Jack Hegarty
1915	3-3-1	0-0-0	0-0-0	---	---	3-3-1	.500	71-114	H.E. Winston	Jack Hegarty
1916	2-4-0	0-0-0	0-1-0	---	---	2-5-0	.285	24-191	J.E. McDougall	Brit Patterson
1917	4-1-0	1-1-0	1-0-1	---	---	6-2-1	.722	112-70	Sam L. Homewood	Harry Hartsell
1918	1-1-0	0-1-0	0-1-0	---	---	1-3-0	.250	54-174	W.D. Wagner	Tal Stafford
1919	4-1-0	1-1-0	2-0-0	---	---	7-2-0	.778	351-75	Dick Gurley	Bill Fetzer
1920	5-0-0	1-3-0	1-0-0	---	---	7-3-0	.700	284-112	H.C. Weathers	Bill Fetzer
1921	3-0-2	0-2-1	0-1-0	---	---	3-3-3	.500	61-98	John "Runt" Faucette	Harry Hartsell
1922	3-2-0	1-2-0	0-2-0	---	---	4-6-0	.400	101-92	A.G. Floyd	Harry Hartsell
1923	2-3-0	1-3-0	0-1-0	---	---	3-7-0	.300	56-134	Dick Bostian	Harry Hartsell
1924	2-3-0	0-2-1	0-1-1	---	---	2-6-2	.300	43-147	P.C. Beatty	Buck Shaw
1925	2-3-0	1-1-1	0-1-0	---	---	3-5-1	.333	51-74	A.A. Johnston	Gus Tebell
1926	4-2-0	0-3-0	0-1-0	---	---	4-6-0	.400	66-102	F.G. "Tubby" Logan	Gus Tebell
1927	5-0-0	2-1-0	2-0-0	---	---	9-1-0	.900	206-69	N.B. Nicholson	Gus Tebell
1928	3-1-1	0-2-0	1-2-0	---	---	4-5-1	.450	157-100	Bob Warren	Gus Tebell
1929	1-3-0	0-4-0	0-1-0	---	---	1-8-0	.111	44-207	John Lepo	Gus Tebell
1930	2-3-0	0-3-0	0-2-0	---	---	2-8-0	.200	57-125	Mack Stout	John Van Liew
1931	0-4-0	2-1-0	1-1-0	---	---	3-6-0	.333	60-104	Charles Cobb	Clipper Smith
1932	3-0-2	2-1-0	1-0-0	---	---	6-1-2	.700	97-29	William "Red" Epey	Clipper Smith
1933	1-1-3	0-4-0	0-0-0	0-4-0	10th	1-5-3	.278	23-62	Mope Cumiskey	Clipper Smith
1934	1-2-0	0-3-1	1-1-0	1-3-0	8th	2-6-1	.278	44-122	Ray Redding, Ken Stephens	Hunk Anderson
1935	1-3-0	3-1-0	2-0-0	2-2-0	6th	6-4-0	.600	87-76	Barnes Worth	Hunk Anderson
1936	3-2-0	0-5-0	0-0-0	2-4-0	10th	3-7-0	.300	75-76	Mac Cora	Hunk Anderson
1937	2-2-0	2-1-1	1-0-0	4-2-1	T5th	5-3-1	.611	91-92	Game Captains	Doc Newton
1938	1-3-1	1-4-0	1-0-0	3-3-1	7th	3-7-1	.318	59-100	J.B. Hines, George Fry	Doc Newton
1939	0-4-0	1-3-0	1-1-0	2-4-0	9th	2-8-0	.200	49-191	Andy Pavlovsky, W.H. Retter	Doc Newton
1940	3-4-0	0-1-0	0-1-0	3-5-0	11th	3-6-0	.333	120-161	Pat Fehley, Howard Stroup	Doc Newton
1941	2-2-0	2-1-1	0-2-1	3-4-0	8th	4-5-2	.454	122-143	Bob Cathey, Everett "Cutie" Carter	Doc Newton
1942	2-2-1	1-2-0	1-0-1	3-1-2	6th	4-4-2	.500	70-142	Mario Stilwell, Jimmy Allen	Doc Newton
1943	2-3-0	1-2-0	0-1-0	1-4-0	9th	3-6-0	.333	78-227	Game Captains	Doc Newton
1944	3-1-0	2-0-0	2-1-0	3-1-0	T3rd	7-2-0	.778	173-63	Jim Maddock, Howard Turner	Beattie Feathers
1945	2-3-0	0-3-0	1-0-0	2-4-0	8th	3-6-0	.333	131-144	Tony Gaeta, Paul Gibson	Beattie Feathers
1946	4-0-0	3-2-0	1-1-0	6-1-0	3rd	8-3-0	.667	226-101	Curt Ramsey, Al Phillips	Beattie Feathers
1947	3-1-1	2-2-0	0-0-0	3-2-1	7th	5-3-1	.611	92-57	Al Phillips	Beattie Feathers
1948	1-2-1	2-4-0	0-0-0	1-4-1	14th	3-6-1	.350	107-128	Oscar Bozeman	Beattie Feathers
1949	2-2-0	0-5-0	1-0-0	3-6-0	13th	3-7-0	.300	134-192	Bob Bowlby	Beattie Feathers
1950	3-1-0	2-2-1	0-1-0	4-4-1	9th	5-4-1	.550	92-199	Tony Romanowsky	Beattie Feathers
1951	1-3-0	2-4-0	0-0-0	2-6-0	12th	3-7-0	.300	141-203	James O'Rourke	Beattie Feathers
1952	2-3-0	1-4-0	0-0-0	2-4-0	12th	3-7-0	.300	91-336	Ray Barkouski	Horace Hendrickson
1953	1-3-0	0-6-0	0-0-0	0-3-0	7th	1-9-0	.100	80-265	John Thompson, Chris Frauenhofer	Horace Hendrickson
1954	1-3-0	1-5-0	0-0-0	0-4-0	8th	2-8-0	.200	104-193	Don Langston	Earle Edwards
1955	1-3-1	3-1-0	0-1-0	0-2-1	7th	4-5-1	.450	206-193	Eddie West, Mike Nardone	Earle Edwards
1956	1-3-0	2-3-0	0-1-0	2-4-0	6th	3-7-0	.300	94-169	John Szuchan, George Marinkov	Earle Edwards
1957	1-1-1	5-0-1	1-0-0	5-0-1	1st	7-1-2	.800	155-67	Dick Hunter	Earle Edwards
1958	0-2-1	2-4-0	0-1-0	2-5-0	7th	2-7-1	.250	120-160	Bill Rearick	Earle Edwards
1959	0-4-0	0-5-0	1-0-0	0-6-0	8th	1-9-0	.100	117-201	Paul Balonick, Kelly Minyard	Earle Edwards
1960	3-0-0	3-3-1	0-0-0	4-1-1	2nd	6-3-1	.650	148-133	Bill Hill, Alex Gilleskie	Earle Edwards
1961	2-1-0	1-5-0	1-0-0	3-4-0	T5th	4-6-0	.400	129-149	Roman Gabriel	Earle Edwards
1962	1-2-0	2-3-1	0-1-0	3-4-0	T4th	3-6-1	.350	108-139	Skip Matthews	Earle Edwards

WOLFPACK RECORDS



NC STATE WOLFPACK FOOTBALL

YEARLY RECORDS

1963	3-0-0	4-2-0	1-1-0	6-1-0	T1st	8-3-0	.727	188-107	Joseph Scarpati	Earle Edwards
1964	3-0-0	2-5-0	0-0-0	5-2-0	1st	5-5-0	.500	119-194	Lou DeAngelis, Bennett Williams	Earle Edwards
1965	3-1-0	3-3-0	0-0-0	4-3-0	T1st	6-4-0	.600	134-110	Page Ashby, Shelby Mansfield	Earle Edwards
1966	3-2-0	2-2-0	0-1-0	5-2-0	2nd	5-5-0	.500	191-168	Bill James, Gary Rowe	Earle Edwards
1967	4-0-0	4-2-0	1-0-0	5-1-0	2nd	9-2-0	.818	214-94	Art McMahon, Steve Warren	Earle Edwards
1968	3-2-0	3-2-0	0-0-0	6-1-0	1st	6-4-0	.600	205-185	Carey Metts	Earle Edwards
1969	1-3-1	2-3-0	0-0-0	3-2-1	2nd	3-6-1	.350	183-201	Mike Hilka, Don Jordan, Gary Yount	Earle Edwards
1970	2-1-1	0-6-0	1-0-0	2-3-1	5th	3-7-1	.318	90-179	Jack Whitley	Earle Edwards
1971	1-4-0	2-4-0	0-0-0	2-4-0	6th	3-8-0	.273	137-274	George Smith, Gary Moser	Al Michaels
1972	5-0-1	2-3-0	1-0-0	4-1-1	2nd	8-3-1	.708	409-240	Pat Kenney, Tom Siegfried	Lou Holtz
1973	5-0-0	3-3-0	1-0-0	6-0-0	1st	9-3-0	.750	396-251	Willie Burden, Bob Pilz, Bill Yoest	Lou Holtz
1974	5-0-0	4-2-0	0-0-1	4-2-0	T2nd	9-2-1	.792	317-214	Stan Fritts, Mike Devine	Lou Holtz
1975	5-1-0	2-2-1	0-1-0	2-2-1	T3rd	7-4-1	.625	260-210	Dave Buckley, Tom Serfass, Tom Higgins, Eddie Poole	Lou Holtz
1976	1-4-1	2-3-0	0-0-0	2-3-0	5th	3-7-1	.318	205-258	Tom Butz, Mike Fagan, Bill Cherry, Ron Banther	Bo Rein
1977	4-3-0	3-1-0	1-0-0	4-2-0	T3rd	8-4-0	.667	259-177	Johnny Evans, Ralph Stringer, Bob Michael	Bo Rein
1978	5-1-0	3-2-0	1-0-0	4-2-0	3rd	9-3-0	.750	280-208	Tim Gillespie, Bill Cowher	Bo Rein
1979	4-2-0	3-2-0	0-0-0	5-1-0	1st	7-4-0	.636	258-213	Jim Ritcher, Billy Ray Vickers, Woodrow Wilson	Bo Rein
1980	5-1-0	1-4-0	0-0-0	3-3-0	3rd	6-5-0	.545	222-212	Game Captains	Monte Kiffin
1981	3-4-0	1-3-0	0-0-0	2-4-0	5th	4-7-0	.364	182-223	Game Captains	Monte Kiffin
1982	5-1-0	1-4-0	0-0-0	3-3-0	T3rd	6-5-0	.545	206-255	Game Captains	Monte Kiffin
1983	2-5-0	1-3-0	0-0-0	1-5-0	T6th	3-8-0	.273	236-246	Vaughan Johnson, Greg Steele	Tom Reed
1984	2-5-0	1-3-0	0-0-0	1-5-0	T6th	3-8-0	.273	263-311	A.V. Richards, Frank Bush	Tom Reed
1985	1-5-0	2-3-0	0-0-0	2-5-0	T6th	3-8-0	.273	186-305	Vince Evans, Raymond Phillips	Tom Reed
1986	6-0-1	2-2-0	0-1-0	5-2-0	T2nd	8-3-1	.708	328-274	Kelvin Crooms, Erik Kramer	Dick Sheridan
1987	2-4-0	2-3-0	0-0-0	4-3-0	T3rd	4-7-0	.364	215-302	Joey Page, Mark Smith	Dick Sheridan
1988	5-1-1	2-2-0	1-0-0	4-2-1	3rd	8-3-1	.708	312-165	Scott Auer, Chuck Massaro, Nasrallah Worthen	Dick Sheridan
1989	5-2-0	2-2-0	0-1-0	4-3-0	T4th	7-5-0	.583	290-230	Ray Agnew, Shane Montgomery	Dick Sheridan
1990	5-1-0	1-4-0	1-0-0	3-4-0	6th	7-5-0	.583	298-189	Charles Davenport, Snake Vinson	Dick Sheridan
1991	6-1-0	3-1-0	0-1-0	5-2-0	T2nd	9-3-0	.750	304-222	Charles Davenport, Todd Harrison, Clayton Henry	Dick Sheridan
1992	5-1-0	3-1-1	1-1-0	6-2-0	2nd	9-3-1	.678	335-211	Neal Auer, Ricky Logo	Dick Sheridan
1993	5-1-0	2-3-0	0-1-0	4-4-0	5th	7-5-0	.583	278-327	Todd Ward, Dewayne Washington	Mike O'Cain
1994	5-1-0	3-2-0	1-0-0	6-2-0	2nd	9-3-0	.750	305-272	Eddie Goines, Carl Reeves	Mike O'Cain
1995	1-5-0	2-3-0	0-0-0	2-6-0	7th	3-8-0	.273	260-354	Rick Bell, Steve Keim, Jon Rissler	Mike O'Cain
1996	2-3-0	1-4-0	0-1-0	3-5-0	T6th	3-8-0	.273	268-401	Kenny Harris, Jimmy Grissett, Marc Primanti	Mike O'Cain
1997	4-2-0	2-3-0	0-0-0	3-5-0	T6th	6-5-0	.545	325-268	Morocco Brown, Seamus Murphy,	Mike O'Cain
1998	5-1-0	2-2-0	0-2-0	5-3-0	4th	7-5-0	.583	343-302	Tremayne Stephens, Torry Holt Bobbie Cotten, Torry Holt, Rodney Redd	Mike O'Cain
1999	4-1-0	2-4-0	0-1-0	3-5-0	5th	6-6-0	.500	244-302	Jamie Barnette, Lloyd Harrison	Mike O'Cain
2000	5-1-0	2-3-0	1-0-0	4-4	5th	8-4-0	.667	341-308	Jarvis Borum, Kent Passingham Clayton White	Chuck Amato
2001	3-3-0	4-1-0	0-1-0	4-4-0	4th	7-5-0	.583	300-223	Levar Fisher, Olin Hannum, Brian Williams, Willie Wright	Chuck Amato
2002	6-1-0	4-2-0	1-0-0	5-3-0	4th	11-3-0	.786	460-238	Sean Berton, Terrence Holt, Dantonio Burnette, Shane Riggs	Chuck Amato
2003	6-1-0	1-4-0	1-0-0	4-4-0	4th	8-5-0	.615	489-395	Jerricho Cotchery, Philip Rivers Victor Stephens, Danny Young	Chuck Amato
2004	2-4-0	2-2-0	1-0-0	3-5-0	t8th	5-6-0	.454	264-218	Troy Graham, Andre Maddox Jed Paulsen, Patrick Thomas	Chuck Amato
2005	4-3-0	2-2-0	1-0-0	3-5-0	4th, Atl.	7-5-0	.583	235-212	Oliver Hoyte, Marcus Hudson, Manny Lawson, T.J. Williams	Chuck Amato
2006	3-4-0	0-5-0	0-0-0	2-6-0	6th, Atl.	3-9-0	.250	210-262	John Deraney, Leroy Harris, Pat Lowery, Tank Tyler	Chuck Amato
2007	3-4-0	2-3-0	0-0-0	3-5-0	t5th, Atl.	5-7-0	.417	249-339	Martrel Brown, John Dunlap, Marcus Stone	Tom O'Brien
2008	4-3-0	2-3-0	0-1-0	4-4-0	t3rd, Atl.	6-7-0	.461	305-342	Jeremy Gray, Anthony Hill	Tom O'Brien
2009	5-3-0	0-4-0	0-0-0	2-6-0	5th, Atl.	5-7-0	.417	364-374	Jamelle Eugene, Jerrail McCuller, Willie Young	Tom O'Brien
2010	5-1-0	3-3-0	1-0-0	5-3-0	2nd, Atl.	9-4-0	.692	414-277	Nate Irving, Jarvis Williams, Russell Wilson	Tom O'Brien



NC STATE WOLFPACK FOOTBALL

YEARLY TEAM STATS

NC STATE

Year	GmPlays	Total Yards	Yard/ Game	Yards/ Play	Rush Att.	Rush Yds.	Rush/ Game	Yds/ Rush	Pass Att.	Pass Cmp.	Pass Yds.	Had Int.	Cmp %	Pass Yd/ Game	Punt Avg.	PR	Yds	PR Avg.	
1953	10	544	1651	165.1	3.0	402	983	98.3	2.4	142	48	668	11	.338	66.8	30.8	28	288	10.3
1954	10	640	1955	195.5	3.0	504	1309	130.9	2.6	136	62	646	12	.456	64.6	33.7	11	114	10.4
1955	10	517	2584	258.4	4.9	401	1780	178.0	4.4	116	56	804	8	.483	80.4	35.5	17	199	11.7
1956	10	565	2422	242.2	4.3	418	1624	162.4	3.9	147	58	798	11	.394	79.8	37.7	23	120	5.2
1957	10	557	2370	237.0	4.2	470	1868	186.8	4.0	87	34	502	11	.391	50.2	37.8	30	265	8.8
1958	10	615	2438	243.8	3.9	480	1746	174.6	3.6	135	54	692	15	.400	69.2	38.1	29	323	11.2
1959	10	669	2404	240.4	3.6	459	1116	111.6	2.4	210	117	1288	16	.557	128.8	33.6	34	218	6.4
1960	10	602	2519	251.9	4.2	415	1337	133.7	3.2	187	105	1182	7	.565	118.2	38.7	18	144	8.0
1961	10	568	2203	220.3	3.9	381	1237	123.7	3.2	187	100	966	6	.533	96.6	39.0	24	306	12.8
1962	10	606	2236	223.6	3.7	462	1327	132.7	2.9	144	77	909	5	.514	90.9	33.5	29	360	12.4
1963	10	581	2699	269.9	4.6	433	1784	178.4	4.1	160	78	915	11	.493	91.5	36.6	27	277	10.3
1964	10	583	2269	226.9	3.9	453	1523	152.3	3.4	130	59	746	9	.534	74.6	40.9	26	231	8.9
1965	10	682	2418	241.8	3.5	509	1639	163.9	3.2	173	86	879	7	.497	87.9	36.7	25	157	6.3
1966	10	692	2874	287.4	4.1	470	1683	168.3	3.6	223	104	1191	12	.468	119.1	36.6	25	220	8.8
1967	11	660	2990	271.8	4.5	492	1824	165.8	3.7	193	102	1166	6	.506	106.0	34.5	37	600	16.2
1968	10	718	3060	306.0	4.3	566	2117	211.7	3.7	152	73	943	17	.480	94.3	39.8	38	536	14.1
1969	10	637	2506	250.6	3.9	500	1889	188.9	3.8	137	58	617	9	.423	61.7	40.0	32	230	7.2
1970	11	705	2178	198.0	3.1	516	1429	129.9	2.8	189	75	749	18	.396	68.1	38.7	34	379	11.1
1971	11	708	2712	246.5	3.8	491	1509	137.2	3.1	217	90	1203	17	.415	109.4	38.7	27	273	10.1
1972	11	846	4758	432.5	5.6	604	2472	247.2	4.1	242	131	2286	18	.541	207.8	35.7	26	276	10.6
1973	11	817	4509	409.9	5.5	603	2995	272.3	5.0	214	99	1514	12	.463	137.6	37.9	26	179	6.9
1974	11	786	4467	406.1	5.7	592	2713	246.6	4.6	194	119	1754	11	.613	159.5	43.5	28	220	7.9
1975	11	795	3960	360.0	4.9	583	2397	217.9	4.1	212	117	1563	12	.552	142.1	43.1	34	203	5.9
1976	11	779	2746	249.6	3.5	575	2553	232.1	4.4	204	94	1193	11	.461	108.4	46.1	29	169	5.8
1977	11	828	4180	380.0	5.0	618	2754	250.4	4.5	210	95	1426	10	.452	129.6	42.2	28	152	5.4
1978	11	822	3615	328.6	4.4	667	2471	224.6	3.7	155	72	1144	15	.464	104.9	36.9	30	209	6.9
1979	11	831	3684	334.9	4.4	672	2496	226.9	3.7	159	82	1188	8	.516	108.0	36.5	26	264	10.2
1980	11	789	3646	331.4	4.6	574	2376	216.0	4.1	215	111	1270	15	.527	115.4	40.8	18	53	2.9
1981	11	756	3452	313.8	4.6	543	2323	211.2	4.3	213	96	1129	16	.450	102.6	35.6	27	363	13.4
1982	11	766	3161	287.4	4.1	511	1627	147.9	3.2	255	139	1534	10	.545	139.5	37.2	29	217	7.5
1983	11	837	4153	377.5	4.9	505	1919	174.4	3.8	322	196	2234	15	.590	203.1	37.9	25	118	4.7
1984	11	798	3974	361.3	4.9	516	2102	191.1	4.1	282	155	1872	19	.550	170.2	37.5	18	96	5.3
1985	11	821	3774	343.1	4.6	436	929	84.4	2.1	385	213	2845	18	.553	258.6	39.4	32	202	6.3
1986	11	779	3943	358.5	5.1	481	760	69.1	3.7	298	153	2183	18	.513	198.5	41.3	20	128	6.4
1987	11	776	3264	296.7	4.2	473	1379	125.4	2.9	303	152	1885	19	.502	171.4	43.5	32	180	5.6
1988	11	812	3950	359.1	4.8	501	1647	149.7	3.3	311	173	2303	10	.556	209.4	40.2	32	272	8.5
1989	11	880	4444	404.0	5.1	447	1646	149.6	3.7	433	234	2798	18	.540	254.4	37.8	35	239	6.8
1990	11	772	3598	327.1	4.7	511	1812	164.7	3.5	261	145	1786	9	.556	162.4	37.6	44	537	12.2
1991	11	819	3870	351.8	4.7	508	1794	163.1	3.5	311	157	2076	9	.505	188.7	38.5	46	356	7.7
1992	12	845	4737	394.7	5.6	544	2464	205.3	4.5	311	191	2273	10	.614	189.4	38.4	34	334	9.8
1993	11	752	4368	397.1	5.8	403	1696	154.2	4.2	349	195	2672	13	.559	242.9	38.1	25	197	7.8
1994	11	773	4237	385.2	5.5	479	2112	192.0	4.4	199	116	2125	12	.575	193.2	36.0	23	194	8.4
1995	11	787	4048	368.0	5.1	455	1581	143.7	3.5	332	184	2467	12	.554	224.3	38.3	18	108	6.0
1996	11	790	3884	353.1	4.9	454	1540	140.0	3.4	336	157	2344	10	.464	213.1	35.5	22	229	10.4
1997	11	760	4414	401.3	5.7	452	1967	178.8	3.4	317	180	2447	14	.568	222.5	39.1	20	225	11.2
1998	11	811	4871	442.8	6.0	406	1470	133.6	3.6	405	210	3401	11	.519	309.2	35.5	26	325	12.5
1999	12	795	3898	324.8	4.9	437	1361	113.4	3.1	358	182	2537	9	.508	211.4	38.2	28	281	10.0
2000	11	806	4358	396.2	5.4	351	1140	103.6	3.2	455	242	3218	11	.532	292.5	37.1	19	256	13.5
2001	11	740	3940	358.2	5.3	335	1228	111.6	3.5	385	248	2712	7	.644	246.5	40.9	20	155	7.7
2002	14	969	5485	391.8	5.7	522	2017	144.1	3.9	447	273	3468	11	.611	247.7	37.2	35	290	8.3
2003	13	888	5891	453.2	6.6	392	1311	100.8	3.3	496	357	4580	7	.720	352.3	42.7	21	220	10.5
2004	11	778	3839	349.0	4.9	435	1617	147.0	3.7	343	191	2222	16	.557	202.0	41.9	37	397	10.7
2005	12	775	2775	314.6	4.9	440	1493	124.4	3.4	335	183	2282	14	.546	190.2	38.6	36	242	6.7
2006	12	753	3624	302.0	4.8	374	1436	119.7	3.8	379	196	2188	16	.517	182.3	39.1	28	225	8.0
2007	12	857	4019	334.9	4.7	355	1071	89.2	3.0	502	281	2948	23	.560	245.7	36.7	27	357	13.2
2008	13	834	4279	329.2	5.1	442	1601	123.2	3.6	392	197	2678	14	.503	206.0	38.2	20	166	8.3
2009	12	840	4726	393.8	5.6	419	1451	120.9	3.5	421	248	3275	13	.589	272.9	37.1	29	274	9.5
2010	131,006	5258	404.5	5.2	461	1603	123.3	3.5	545	319	3655	14	.585	281.2	37.8	22	205	9.3	

WOLFPACK RECORDS

Year	KOR	Yards	Avg	Int	Yards	1st Downs	Total Points	Pts/ Game	Total TD	Rush TD	Pass TD	Ret. TD	FGM-A	PAT	Punts	Yds.	Fum-Lost	Penalties	3rd Down Conv	Sacks by
1953	37	850	22.9	9	197	NA	8.0	12	NA	NA	NA	NA	NA	NA	NA	NA	NA	NA	NA	NA
1954	34	766	22.5	11	138	115	10.4	15	NA	NA	NA	NA	NA	NA	NA	NA	NA	NA	NA	NA
1955	32	661	20.6	13	169	128	20.6	31	20	8	3	0-0	NA	NA	1315	40-24	-382	NA	NA	NA
1956	32	667	20.8	9	NA	125	9.4	14	7	7	0	0-3	NA	NA	1962	26-14	-302	NA	NA	NA
1957	19	516	27.1	15	242	91	15.5	23	13	7	3	1-5	NA	NA	2535	18-12	-438	NA	NA	NA
1958	31	593	19.1	11	65	135	12.0	18	11	7	0	0-2	12-14	NA	2058	23-16	-352	NA	NA	NA
1959	36	711	19.7	10	65	148	11.7	17	NA	5	0	1-5	9-14	NA	2118	26-15	41-427	NA	NA	NA
1960	27	621	23.0	18	219	151	14.8	21	NA	8	1	2-2	10-17	NA	2051	21-13	36-395	NA	NA	NA
1961	28	585	20.9	8	73	127	12.9	19	NA	8	1	1-3	10-12	NA	2420	18-9	27-289	NA	NA	NA
1962	27	601	22.2	11	77	119	10.8	16	NA	6	NA	1-8	7-12	NA	2183	29-16	54-543	NA	NA	NA
1963	22	457	20.7	14	164	138	17.6	25	NA	9	NA	1-7	19-22	NA	2149	12-7	40-346	NA	NA	NA



NC STATE WOLFPACK FOOTBALL

YEARLY TEAM STATS

1970	38	694	18.3	16	255	133	8.2	10	NA	5	1	7-15	7-7	3210	28-17	45-496	NA	NA
1971	50	869	17.3	8	32	150	13.4	20	NA	7	1	4-12	13-15	2669	28-20	38-397	NA	NA
1972	42	800	19.1	15	161	257	32.7	50	NA	10	1	4-10	40-42	1929	25-12	61-670	NA	NA
1973	38	774	20.3	16	180	230	33.2	51	NA	10	0	4-5	41-48	1896	19-11	41-385	NA	NA
1974	31	670	21.6	15	255	242	22.0	39	NA	12	0	4-12	23-31	1653	32-19	64-536	NA	NA
1975	38	906	23.8	6	56	223	22.7	33	NA	6	0	6-14	18-22	2069	32-19	37-251	NA	NA
1976	48	922	19.2	7	66	204	18.6	27	NA	3	0	6-13	23-24	2168	52-22	64-591	NA	NA
1977	35	766	21.8	16	94	231	21.4	30	NA	8	2	9-16	28-28	2448	50-23	57-487	NA	NA
1978	37	610	16.5	20	215	200	22.7	28	NA	2	2	17-19	25-26	2510	30-12	61-516	NA	29-208
1979	27	521	19.3	12	44	208	23.4	34	NA	5	1	7-9	33-34	2226	37-15	49-457	NA	32-217
1980	30	526	17.5	15	218	205	18.6	28	20	6	2	9-13	23-25	2531	28-17	58-638	NA	21-175
1981	21	460	21.9	19	262	180	16.5	22	13	6	3	11-17	15-20	2495	47-19	45-480	NA	28-201
1982	28	463	16.5	16	142	186	18.7	27	17	8	1	8-14	18-22	3167	32-19	67-544	NA	32-231
1983	34	690	20.3	18	134	229	21.4	29	19	8	2	12-15	24-27	2236	25-13	73-598	67-174	28-226
1984	36	726	20.2	11	328	229	23.9	30	16	12	2	18-24	25-27	1838	15-7	52-423	72-167	22-156
1985	37	751	20.3	7	85	210	16.9	22	3	18	1	11-16	15-17	2800	29-16	62-561	62-181	19-127
1986	40	848	21.2	16	211	221	27.6	38	23	14	1	13-17	33-35	2355	22-12	47-408	70-165	13-78
1987	52	1079	20.7	15	258	183	19.3	27	14	13	0	8-14	24-25	2915	34-15	51-437	54-165	22-159
1988	37	796	21.5	21	270	201	25.8	37	25	11	1	9-19	35-35	2651	25-15	59-549	67-175	28-244
1989	41	778	18.9	14	203	252	25.4	32	15	16	1	19-28	27-29	1927	19-12	37-291	92-189	28-170
1990	34	724	21.3	17	127	198	24.3	33	20	9	2	12-18	29-32	2560	26-17	58-472	64-167	31-233
1991	34	815	23.9	18	248	208	24.5	33	18	11	3	14-24	26-28	2581	15-8	47-385	67-188	22-132
1992	31	613	19.7	18	245	253	27.1	40	22	12	5	15-23	40-40	2417	29-16	47-342	72-175	35-272
1993	41	644	15.7	10	104	234	24.6	34	14	20	0	12-13	27-29	1866	30-17	57-370	54-133	27-180
1994	40	814	20.4	9	173	216	25.2	33	19	12	2	16-18	29-31	1872	34-18	58-436	63-166	16-101
1995	45	886	19.7	11	125	234	23.6	32	14	17	1	11-13	27-28	1837	29-15	74-579	63-154	17-102
1996	50	1049	20.9	9	130	204	24.4	30	15	12	3	20-20	24-25	2130	30-26	84-662	62-174	22-133
1997	42	923	21.9	8	83	229	29.5	42	20	20	2	10-17	39-39	2113	25-8	73-609	64-155	27-162
1998	36	628	17.4	19	130	231	31.2	43	17	20	3	13-18	36-38	1808	19-10	55-486	68-168	20-158
1999	35	659	18.8	15	58	214	20.3	36	13	14	3	9-14	25-27	2906	33-15	87-674	53-171	30-206
2000	36	826	22.9	10	114	225	31.0	43	13	28	2	13-18	38-40	2223	25-9	97-835	63-173	32-228
2001	27	548	20.3	7	192	215	27.3	37	15	18	4	16-17	28-33	2166	22-6	82-708	62-156	28-215
2002	37	923	24.9	16	129	281	32.8	62	33	20	9	10-16	52-59	2268	27-13	101-881	96-202	48-355
2003	44	764	17.4	11	315	311	37.6	65	20	35	10	12-17	56-59	2265	26-12	100-907	76-1162	27-182
2004	25	585	23.4	9	138	212	24.0	32	17	10	5	13-22	29-29	2514	23-16	101-779	53-163	33-237
2005	34	864	25.4	13	199	185	21.4	29	13	14	2	15-20	28-29	2884	19-10	91-743	42-165	41-292
2006	41	886	21.6	7	121	193	17.5	25	11	10	4	12-16	22-23	2968	15-7	86-696	55-170	24-193
2007	64	1331	20.8	10	58	220	20.75	29	12	14	3	16-18	25-25	2530	17-9	79-654	71-195	27-177
2008	60	1387	23.1	18	197	223	23.5	37	14	20	3	16-19	33-34	2369	28-6	71-550	68-179	23-144
2009	61	1332	21.8	8	65	266	30.3	48	15	32	1	10-12	46-47	1743	24-12	64-519	69-154	24-159
2010	45	855	19.0	9	164	414	31.8	50	17	28	5	21-27	49-50	2342	23-8	65-473	90-208	42-284

OPPONENTS

Year	Gm	Plays	Total Yards	Yard/Game	Yards/Play	Rush Att.	Rush Yds.	Rush/Game	Yds/Rush	Pass Att.	Pass Cmp.	Pass Yds.	Had Int.	Cmp %	Pass Yd/Game	Punt Avg.	PR	Yds
1954	10	NA	2858	285.8	NA	NA	2022	202.2	NA	138	66	836	NA	NA	83.6	NA	NA	NA
1955	10	630	2813	281.3	4.5	492	2044	204.4	4.1	138	57	809	13	.413	80.9	32.3	NA	353
1956	10	696	3045	304.5	4.3	601	2515	251.5	4.2	95	44	530	9	.463	53.0	32.5	NA	407
1957	10	622	2364	236.4	3.8	482	1528	152.8	3.2	140	61	836	15	.436	83.6	35.4	NA	293
1958	10	611	2692	269.2	4.4	469	1634	163.4	3.5	142	77	1058	11	.542	105.8	34.9	35	472
1959	10	575	2562	256.2	4.4	442	1582	158.2	3.6	133	62	980	16	.466	98.0	36.9	42	433
1960	10	642	2517	251.7	3.9	486	1715	171.5	3.5	156	70	802	18	.448	80.2	37.2	37	467
1961	10	666	2712	271.2	4.1	523	1928	192.8	3.6	143	69	784	8	.482	78.4	35.7	39	638
1962	10	615	2672	267.2	2.3	421	1408	140.8	3.3	194	98	1264	11	.505	126.4	35.3	25	174
1963	10	647	2693	269.3	4.2	454	1670	167.0	3.6	199	94	923	13	.472	92.3	36.1	22	144
1964	10	660	2929	292.9	4.4	469	1904	190.4	4.1	191	97	1025	9	.508	102.5	34.5	33	292
1965	10	680	2545	254.5	3.7	426	1254	125.4	2.9	254	114	1291	23	.449	129.1	38.1	41	387
1966	10	637	2749	274.9	4.3	426	1409	140.9	3.3	211	107	1340	16	.507	134.0	38.9	34	323
1967	11	688	2809	255.4	4.1	466	1461	128.1	3.1	245	116	1348	17	.473	122.5	36.2	36	213
1968	10	711	3125	312.5	4.4	487	1660	166.0	3.4	224	106	1465	13	.473	146.5	37.3	26	265
1969	10	733	2963	296.3	4.0	515	1715	171.5	3.3	218	113	1248	13	.518	124.8	38.8	44	525
1970	11	848	3638	330.7	4.3	597	2232	202.9	3.7	251	116	1406	16	.462	127.8	36.4	50	429
1971	11	842	3825	347.7	4.5	655	2623	238.5	4.0	177	93	1202	8	.795	109.3	37.4	35	355
1972	11	800	3663	333.3	4.6	532	1986	180.5	3.7	268	129	1677	15	.481	152.4	37.7	24	162
1973	11	790	3712	337.4	4.7	576	2394	217.6	4.2	214	106	1318	16	.495	119.9	39.4	22	247
1974	11	776	3812	346.5	4.9	566	2386	216.9	4.2	210	106	1426	14	.505	129.6	38.9	20	93
1975	11	760	3720	338.2	4.9	625	2945	267.7	4.7	144	64	775	6	.444	70.4	38.6	20	195
1976	11	796	4374	397.6	5.5	605	2965	269.5	4.9	191	98	1409	7	.513	128.1	37.3	19	104
1977	11	756	3555	323.2	4.7	551	2330	211.8	4.2	205	90	1225	15	.439	111.3	39.8	33	232
1978	11	760	3213	292.1	4.2	517	1858	168.9	3.6	243	106	1355	20	.436	123.2	38.4	25	211
1979	11	717	3390	308.2	4.7	507	2276	206.9	4.5	210	93	1114	12	.443	101.3	39.5	19	139
1980	11	757	3531	321.0	4.7	476	1686	153.3	3.5	281	148	1845	15	.527	167.7	NA	29	148
1981	11	795	3400	309.1	4.3	558	2000	181.8	3.6	237	121	1400	19	.510	127.3	38.7	34	367
1982	11	808	3787	344.3	4.7	527	1845	167.7	3.5	281	147	1942	16	.525	176.5	39.1	36	228
1983	11	790	3971	361.0	5.0	481	1816	165.1	3.8	309	172	2155	18	.557	195.9	37.9	25	118
1984	11	859	4542	412.9	5.3	632	2700	245.5	4.3	227	129	1842	19	.569	167.5	37.5	21	151
1985	11	824	4160	378.2	5.0	562	2332	212.0	4.2	262	134	1828	7	.511	166.2	43.1	37	243



NC STATE WOLFPACK FOOTBALL

YEARLY TEAM STATS

1991	11	710	3346	304.2	4.7	381	1349	122.6	3.5	329	175	1997	18	.532	181.5	34.0	33	257
1992	12	889	4272	356.0	4.8	544	1978	164.8	4.5	405	214	2294	10	.614	191.2	38.4	34	334
1993	11	835	4557	414.3	5.5	495	2133	193.9	4.3	340	219	2424	10	.644	220.4	38.8	20	131
1994	11	748	3564	324.0	4.8	408	1493	135.7	3.7	340	192	2071	9	.565	188.3	40.2	22	254
1995	11	788	4645	422.3	5.9	471	2104	191.3	3.5	317	215	2541	12	.554	231.0	38.2	24	196
1996	11	810	4706	427.8	5.8	509	2501	227.4	4.9	301	166	2205	9	.551	200.5	37.9	25	260
1997	11	760	4170	379.1	5.5	409	1432	130.2	4.9	351	194	2738	8	.553	248.9	41.8	22	190
1998	11	757	4119	374.5	5.4	443	1848	168.0	4.2	314	164	2271	19	.522	206.5	37.4	17	172
1999	12	882	4313	359.4	4.9	520	1887	157.3	3.6	362	195	2426	15	.539	202.2	37.4	39	383
2000	11	827	4131	375.5	5.0	509	2101	191.0	4.1	318	176	2030	10	.553	184.5	38.5	26	164
2001	11	796	3952	359.3	5.0	396	1562	142.0	3.4	342	201	2390	7	.588	217.3	36.1	35	328
2002	13	962	4211	300.8	4.4	525	2336	125.3	3.3	437	217	2457	16	.497	2457	32.7	34	311
2003	13	986	5473	421.0	5.6	470	2194	136.9	3.8	516	305	3693	11	.591	284.1	38.6	33	285
2004	11	701	2435	221.4	3.5	429	1,126	102.4	2.6	272	118	1309	9	.434	119.0	39.9	33	377
2005	12	841	3584	298.7	4.3	461	1,841	107.2	2.8	280	185	2298	13	.487	191.5	39.8	45	381
2006	12	750	3806	317.2	5.1	481	1806	150.5	3.8	269	138	2000	7	.513	166.7	40.5	29	181
2007	12	916	4727	393.9	5.2	517	2,237	186.4	4.3	399	218	2490	10	.546	207.5	42.3	17	53
2008	13	889	5082	390.9	5.7	442	1,849	142.2	4.2	447	278	3233	18	.622	248.7	43.4	22	128
2009	12	762	4335	361.2	5.7	425	1,669	139.1	3.9	337	211	2666	8	.626	222.2	41.2	11	112
2010	13	839	4412	339.4	5.3	433	1,486	114.3	3.4	406	246	2926	9	.606	225.1	38.5	20	157

WOLFPACK RECORDS

Year	KOR	Yards	Int	Yards	1st Downs	Pts/Game	Total TD	Rush TD	Pass TD	Ret. TD	FGM-A	PAT	Punt Yds.	Fumbles	Penalties	3rd Down Conv.	Sacks by
1954	NA	NA	NA	NA	140	NA	NA	NA	NA	NA	NA	NA	1066	34-24	-448	NA	NA
1955	NA	637	8	NA	111	19.3	29	18	7	4	0-1	NA	1961	33-16	-717	NA	NA
1956	NA	518	11	NA	170	16.9	25	19	5	1	0-2	NA	2371	25-15	-490	NA	NA
1957	NA	520	11	NA	123	6.7	10	5	4	1	0-3	NA	1958	22-13	-492	NA	NA
1958	28	390	15	NA	139	16.0	24	17	6	1	0-0	NA	2177	22-12	71-696	NA	NA
1959	29	458	16	243	122	20.1	29	NA	10	3	3-5	18-25	1752	22-11	42-426	NA	NA
1960	31	540	7	15	157	11.3	15	NA	6	0	3-4	10-11	2106	19-11	46-501	NA	NA
1961	28	531	6	20	149	14.9	20	NA	6	2	4-8	11-15	2225	17-8	47-406	NA	NA
1962	23	443	5	40	128	13.9	19	NA	5	NA	4-7	11-13	2085	11-9	39-259	NA	NA
1963	33	598	11	104	153	9.1	12	NA	6	NA	2-6	9-9	1691	16-9	62-576	NA	NA
1964	28	539	9	109	163	19.4	20	NA	5	NA	0-4	20-22	2171	12-8	48-428	NA	NA
1965	32	557	7	NA	147	11.0	14	NA	5	NA	4-9	12-12	2687	16-9	53-487	NA	NA
1966	40	782	12	50	140	16.8	22	NA	11	1	5-8	21-22	2568	26-13	43-423	NA	NA
1967	43	836	6	101	162	7.9	12	NA	7	1	2-9	7-10	2496	28-17	54-471	NA	NA
1968	39	895	17	198	171	18.5	25	NA	11	1	6-9	13-16	2223	21-11	56-543	NA	N
1969	33	694	9	146	180	20.1	24	NA	4	3	11-18	18-21	2623	43-23	69-564	NA	NA
1970	21	420	18	195	216	16.3	24	NA	9	0	6-17	17-21	2355	46-21	61-582	NA	NA
1971	21	362	17	239	211	24.9	37	NA	10	0	6-10	30-34	2259	22-10	55-616	NA	NA
1972	57	1195	18	278	212	20.6	29	NA	10	1	9-16	26-28	2125	29-17	47-433	NA	NA
1973	59	1064	12	34	204	21.2	31	NA	8	3	6-14	19-23	2064	32-16	49-432	NA	NA
1974	51	1020	12	121	224	19.1	28	NA	7	0	5-11	17-19	2356	29-18	53-506	NA	NA
1975	41	758	12	43	200	17.9	25	NA	5	1	8-14	21-22	1865	27-16	52-404	NA	NA
1976	17	342	11	61	227	23.4	32	NA	10	0	12-18	26-29	2448	50-23	57-487	NA	NA
1977	35	667	11	153	177	15.2	21	NA	9	2	9-16	28-28	2474	28-13	52-538	NA	29-208
1978	45	1066	15	143	170	17.4	21	NA	7	3	15-20	18-19	2842	22-10	60-598	NA	NA
1979	31	540	8	73	168	19.4	27	NA	6	0	8-10	23-25	2842	30-16	74-677	NA	NA
1980	21	525	15	97	190	19.3	27	13	12	2	7-18	25-25	1948	30-15	59-506	74-161	25-182
1981	21	460	16	216	200	20.3	27	14	12	2	9-20	24-25	2440	26-13	47-392	NA	NA
1982	26	447	10	143	192	23.2	30	18	11	1	16-25	25-25	2775	27-15	63-591	NA	NA
1983	34	690	15	139	222	22.4	30	16	11	2	10-15	24-24	2340	21-10	49-500	70-157	24-183
1984	33	549	19	103	256	28.3	39	33	6	0	13-17	32-33	1948	30-15	59-506	74-161	25-182
1985	32	684	18	240	223	27.7	40	21	15	3	9-16	34-35	3101	23-12	69-635	63-188	52-390
1986	49	928	18	164	241	22.6	29	14	12	3	16-26	25-25	2098	30-18	73-630	61-171	17-85
1987	37	598	15	258	232	27.4	39	25	10	3	10-17	28-30	2246	36-15	63-538	71-166	31-234
1988	45	822	10	235	165	12.9	12	5	6	1	20-27	8-9	2841	31-13	76-636	58-179	9-94
1989	45	791	18	393	176	19.4	27	12	11	4	8-12	23-23	2654	36-17	57-514	54-157	11-62
1990	32	498	9	20	180	14.7	19	6	11	1	10-19	14-14	3083	22-13	64-494	61-176	35-212
1991	48	830	9	78	173	16.8	23	12	10	1	8-12	23-23	2807	27-17	47-396	46-153	26-203
1992	31	613	10	46	227	15.3	20	8	12	0	15-25	19-19	2668	25-13	66-525	67-192	28-194
1993	38	735	13	184	252	25.9	36	19	17	0	10-15	29-29	1936	30-13	69-579	71-163	14-110
1994	51	1018	12	110	208	22.8	32	11	15	6	11-18	24-26	2334	19-10	59-551	53-149	16-111
1995	40	784	12	138	255	32.2	46	24	20	1	12-18	38-41	1529	21-9	64-551	69-146	30-205
1996	35	635	10	252	239	36.4	53	25	20	9	12-13	41-45	1934	18-9	69-652	72-163	33-261
1997	47	1033	14	29	206	24.5	33	12	19	1	13-18	28-29	2511	19-10	80-692	54-155	20-112
1998	62	1167	11	187	211	27.4	40	25	12	1	7-10	35-35	2271	20-6	69-587	51-148	27-197
1999	41	825	9	148	241	25.2	35	20	12	3	19-25	32-32	2131	25-11	98-824	53-174	27-178
2000	45	1037	11	152	228	28.0	40	24	14	2	10-17	36-39	2217	28-14	96-772	66-173	35-216
2001	45	1039	7	17	232	20.3	29	10	18	1	7-18	28-28	46-1659	20-16	98-796	64-156	17-102
2002	54	1177	11	136	252	17.0	29	13	13	3	13-19	22-24	2614	31-15	104-907	57-206	11-54
2003	42	1084	7	62	301	29.6	46	17	28	1	23-28	36-39	2279	27-10	87-772	72-199	17-89
2004	32	773	16	306	135	19.7	23	6	12	5	19-25	23-23	3229	14-6	67-531	50-180	31-198
2005	29	628	14	169	205	19.3	25	11	10	4	12-21	24-25	3306	17-11	88-677	56-191	28-183
2006	30	713	16	109	198	21.8	29	16	12	1	20-25	26-27	2914	13-5	75-634	55-166	19-119
2007	43	947	12	470	243	28.3	37	18	14	5	26-35	35-36	2794	20-6	79-636	70-202	26-191
2008	57	1261	14	244	278	26.3	39	17	20	2	19-21	38-29	2214	19-10	64-591	69-174	29-197
2009	65	1435	13	234	217	31.2	49	26	20	3	11-16	47-49	2306	15-6	78-797	68-160	32-210
2010	76	1669	14	156	209	21.3	36	12	21	3	10-18	29-31	2846	36-20	83-749	60-181	39-229



ALL-TIME RESULTS

543-531-55 ALL-TIME

1892
Coach: Perrin Busbee **Record:** 1-0
 H W Raleigh Academy 14-6

1893
Coach: Bart Gatling **Record:** 2-0
 H W Tennessee 12-6
 H W Raleigh Academy 13-0

1894
Coach: Bart Gatling **Record:** 0-2
 A L North Carolina 0-44
 H L North Carolina 0-16

1895
Coach: Bart Gatling **Record:** 1-2-1
 A L North Carolina 0-36
 H T Wake Forest 4-4
 N L VMI 6-42
 H W Richmond 40-0
 N - at Atlanta, Ga.

1896
Coach: Perrin Busbee **Record:** 3-2
 H W Guilford 6-0

1897
Coach: Perrin Busbee **Record:** 1-2
 H L Guilford 0-18
 A L North Carolina 0-40
 H W Davidson 19-0

1898
Coach: W.C. Riddick **Record:** 1-3-2
 A L North Carolina 0-34

1899
Coach: W.C. Riddick **Record:** 1-3-2
 A L North Carolina 0-34
 H W Bingham 18-0
 H T North Carolina 11-11
 H T Davidson 0-0
 N L Clemson 0-24
 N - at Rock Hill, S.C.

1900
Coach: Dr. John McKee **Record:** 0-4
 H L Virginia Tech 2-18
 A L South Carolina 5-17
 H L Davidson 0-17
 H L South Carolina 0-12

1901
Coach: Dr. John McKee **Record:** 1-2
 A L North Carolina 0-39
 H L North Carolina 0-30
 H W Davidson 27-6

1902
Coach: Arthur Devlin **Record:** 3-4-2
 A L Clemson 5-11
 A T Furman 0-0
 H L Furman 2-5
 A L Virginia Tech 6-10
 N1 W St. Albans 10-0
 H W Guilford 28-5
 H T North Carolina 0-0
 N2 L Davidson 0-5
 H W Richmond 30-5
 N1 - at Roanoke, Va.; N2 - Greensboro, N.C.

1903
Coach: Arthur Devlin **Record:** 4-4
 H W Guilford 50-0
 A L VMI 0-6

A L Virginia Tech 0-21
 H W DMI 33-0
 H L Clemson 0-24
 H L Kentucky 0-18
 H W South Carolina 6-5
 A W Richmond 53-0
 N1 - at Danville, Va.; N2 - at Columbia, S.C.

1904
Coach: W.S. Keinholtz **Record:** 3-1-2
 H W Guilford 59-0
 A W VMI 6-0
 A L Virginia 0-5
 H T South Carolina 0-0
 A T North Carolina 6-6
 H W Clemson 8-0

1905
Coach: George Whitney **Record:** 4-1-1
 H W @ VMI 5-0
 A L @ Virginia 0-10
 A W @ South Carolina 29-0
 H T North Carolina 0-0
 H W Wash. & Lee 22-0
 N W Davidson 10-0
 at Winston-Salem, N.C.

1906
Coach: Willie Heston **Record:** 3-1-4
 H W Randolph Macon 39-0
 A T Virginia 0-0
 H T Richmond 0-0
 H W VMI 17-0
 H T Wash. & Lee 4-4
 H W William & Mary 40-0
 N1 T Clemson 0-0
 N2 L Virginia Tech 0-6
 N1 - at Columbia, S.C.; N2 - at Richmond, Va.

1907
South Atlantic Champions
Coach: Mickey Whitehurst **Record:** 6-0-1
 H W Randolph Macon 20-0
 A W Richmond 7-4
 H W Roanoke 22-0
 H W Richmond 11-0
 H W Davidson 6-0
 H T N.C. All Stars 5-5
 N W Virginia 10-4
 N - at Norfolk, Va.

1908
Coach: Mickey Whitehurst **Record:** 6-1
 A W Wake Forest 25-0
 H W William & Mary 20-0
 H W Georgetown 5-0
 N L Virginia 0-6
 A W Davidson 21-0
 H W Wake Forest 76-0
 N W Virginia Tech 6-5
 N - at Norfolk, Va.

1909
Coach: Eddie L. Green **Record:** 6-1
 H W Maryville 39-0
 N W Md. Ath. Club 12-0
 H W Kentucky 15-6
 H W Maryland 31-0
 A W Wash. & Lee 3-0
 H W USS Franklin 5-0
 N L Virginia Tech 5-18
 N - at Norfolk, Va.

1910
South Atlantic Champions
Coach: Eddie L. Green **Record:** 4-0-2
 H T Georgetown 0-0
 H T Villanova 6-6

H W Eastern 33-0
 H W Richmond 53-0
 H W Wake Forest 28-3
 N W Virginia Tech 5-3
 N - at Norfolk, Va.

1911
Coach: Eddie L. Green **Record:** 5-3
 H W USS Franklin 23-0
 H W Bucknell 6-0
 H W Wash. & Lee 15-3
 H W Wake Forest 13-5
 A L VMI 5-6
 H W Tennessee 16-0
 H L @ Navy 6-17
 N L Virginia Tech 0-3
 N - at Norfolk, Va.

1912
Coach: Eddie L. Green **Record:** 4-3
 H W USS Franklin 21-0
 H W Va. Med. College 7-0
 H L Georgetown 0-48
 A W Davidson 7-0
 A W Wake Forest 12-0
 A L Navy 0-40
 N L Wash. & Lee 6-16
 N - at Norfolk, Va.

1913
South Atlantic Champions
Coach: Eddie L. Green **Record:** 6-1
 H W USS Franklin 54-0
 H W Davidson 26-6
 H W Wash. & Lee 6-0
 H W Wake Forest 37-0
 H W Va. Med. College 13-7
 A W Georgetown 12-0
 H L VMI 7-14

1914
Coach: Jack Hegarty **Record:** 2-3-1
 H W Wake Forest 51-0
 H W West Virginia 26-13
 H L Navy 14-16
 N L Virginia Tech 0-3
 H L Wash. & Lee 0-7
 H T Georgetown 7-7
 N - at Roanoke, Va.

1915
Coach: Jack Hegarty **Record:** 3-3-1
 H W Wake Forest 7-0
 H W Navy 14-12
 H L South Carolina 10-19
 H T Roanoke 0-0
 H W Gallaudet 27-7
 H L Georgetown 0-28
 H L Wash. & Lee 13-48

1916
Coach: Brit Patterson **Record:** 2-5
 H W Roanoke 13-3
 H L Davidson 0-16
 H W Wake Forest 6-0
 N L Virginia Tech 0-40
 H L Navy 0-50
 H L Georgetown 5-61
 H L Wash. & Lee 0-21
 N - at Norfolk, Va.

HARRY HARTSELL
Years at NC State: 1917, 21-23
Record at NC State: 16-18-4

1917
Coach: Harry Hartsell **Record:** 6-2-1
 A W Guilford 19-0
 H W Davidson 7-3
 H W Roanoke 28-0
 H W Wake Forest 17-6
 A L Washington & Lee 7-27
 H W Maryland 10-6
 N1 W VMI 17-0
 N2 T Virginia Tech 7-7
 H L West Virginia 0-21
 N1 - at Richmond, Va.; N2 - at Norfolk, Va.

1918
Coach: Tal Stafford **Record:** 1-3
 H W Guilford 54-0
 A L Georgia Tech 0-128
 N L Virginia Tech 0-25
 H L Wake Forest 0-21
 N - at Norfolk, Va.

1919
Coach: Bill Fetzer **Record:** 7-2
 H W Guilford 80-0
 A L Navy 0-49
 H W Hampton Roads 100-0
 H W Roanoke 78-0
 H L North Carolina 12-13
 N1 W VMI 21-0
 A W Davidson 36-6
 H W Virginia Tech 3-0
 H W Wake Forest 21-7
 N1 - at Roanoke, Va.;
 N2 - at Norfolk, Va.

1920
Coach: Bill Fetzer **Record:** 7-3
 H W Davidson 23-0
 A W Navy 14-7
 A L Georgetown 0-27
 A L Penn State 0-41
 H W North Carolina 13-3
 A L VMI 0-14
 H W William & Mary 81-0
 N W Virginia Tech 14-6
 H W Wofford 90-7
 H W Wake Forest 49-7
 N - at Norfolk, Va.

1921
Coach: Harry Hartsell **Record:** 3-3-3
 H W Randolph Macon 21-0
 A L Navy 0-40
 A L Penn State 0-35
 H W North Carolina 7-0
 H T VMI 7-7
 A T Davidson 3-3
 N L Virginia Tech 3-7
 H W Wake Forest 14-0
 H T Maryland 6-6
 N - at Norfolk, Va.

1922
Coach: Harry Hartsell **Record:** 4-6
 H W Randolph Macon 20-2
 A L Wash. & Lee 6-14
 H W Roanoke 13-0
 H L North Carolina 9-14
 N L VMI 0-14
 H W Davidson 15-0
 N L Virginia Tech 0-24
 A L Georgia Tech 0-17



ALL-TIME RESULTS

A W Wake Forest 32-0
 H L Maryland 6-7
 N - at Norfolk, Va.

1923

Coach: Harry Hartsell **Record: 3-7**

H W Roanoke 6-0
 A L Penn State 0-16
 H W South Carolina 7-0
 H L North Carolina 0-14
 A L VMI 7-22
 A W Davidson 12-6
 N L Virginia Tech 0-16
 H L Maryland 12-26
 H L Wake Forest 0-14
 A L Washington & Lee 12-20
 N - at Norfolk, Va.

1924

Coach: Buck Shaw **Record: 2-6-2**

H W Duke 14-0
 A L Penn State 6-51
 A L South Carolina 0-10
 H L North Carolina 0-10
 N1 L VMI 7-17
 N2 T Davidson 10-10
 H W Virginia Tech 6-3
 A T Maryland 0-0
 H L Wake Forest 0-12
 H L Washington & Lee 0-34
 N1 - at Richmond, Va; N2 - at Pinehurst, N.C.

GUS TEBELL

Years at NC State: 1925-29
Record at NC State: 21-25-2

1925

Coach: Gus Tebell **Record: 3-5-1**

H W Richmond 20-0
 A W Duke 13-0
 H L South Carolina 6-7
 H L North Carolina 6-17
 A L Davidson 0-9
 N L VMI 6-27
 A T Virginia Tech 0-0
 H W Wake Forest 6-0
 H L Washington & Lee 0-14
 N - at Richmond, Va.

1926

Coach: Gus Tebell **Record: 4-6**

H W Elon 10-0
 H L Furman 0-31
 A L Clemson 3-7
 H L Davidson 0-3
 N L VMI 0-7
 A L North Carolina 0-12
 H W Lenoir-Rhyne 6-0
 H W Duke 26-19
 A L South Carolina 14-20
 H W Wake Forest 7-3
 N - at Richmond, Va.

1927

Southern Conference Champions

Coach: Gus Tebell **Record: 9-1**

H W Elon 39-0
 A L Furman 0-20
 H W Clemson 18-6
 H W Wake Forest 30-7
 N1 W Florida 12-6
 H W North Carolina 19-6
 N2 W Davidson 25-6
 A W Duke 20-18
 A W South Carolina 34-0
 H W Michigan State 19-0
 N1 - at Tampa, Fla.; N2 - at Greensboro, N.C.

1928

Coach: Gus Tebell **Record: 4-5-1**

H W Elon 57-0
 A L Wash. & Lee 6-38
 N1 L Clemson 0-7
 H W Wake Forest 37-0
 N2 L Florida 7-14
 H T North Carolina 6-6
 N3 W Davidson 14-7
 H L Duke 12-14
 A L Michigan State 0-7
 H W South Carolina 18-7
 N1 - at Florence, S.C.; N2 - at Jacksonville, Fla.;
 N3 - at Greensboro, N.C.

1929

Coach: Gus Tebell **Record: 1-8**

H L Wash. & Lee 6-27
 N L Clemson 0-26
 H W Wake Forest 8-6
 A L Michigan State 6-40
 A L North Carolina 0-32
 H L Davidson 0-13
 A L Duke 12-19
 A L Villanova 6-24
 H L South Carolina 6-20
 N - at Florence, S.C.

1930

Coach: John Van Liew **Record: 2-8**

H W High Point 34-0
 A L Davidson 0-12
 N1 L Florida 0-27
 N2 L Clemson 0-27
 H L Wake Forest 0-7
 H W Mississippi State 14-0
 H L Presbyterian 0-2
 A L North Carolina 6-13
 H L Duke 0-18
 A L South Carolina 0-19
 N1 - at Tampa, Fla.; N2 - at Charlotte, N.C.

CLIPPER SMITH

Years at NC State: 1931-33
Record at NC State: 10-11-5

1931

Coach: Clipper Smith **Record: 3-6**

N1 W Davidson 18-7
 H L Florida 0-34
 N2 L Clemson 0-6
 H L Wake Forest 0-6
 H L Catholic U 7-12
 H L North Carolina 15-18
 A W Mississippi State 6-0
 A W Duke 14-0
 A L South Carolina 0-21
 N1 - at Norfolk, Va.; N2 - at Greensboro, N.C.

1932

Coach: Clipper Smith **Record: 6-1-2**

H W Appalachian 31-0
 A W Richmond 9-0
 H W Clemson 13-0
 H T Wake Forest 0-0
 N W Florida 17-6
 A L North Carolina 0-13
 A W Davidson 7-3
 H W Duke 6-0
 H T South Carolina 7-7
 N - at Tampa, Fla.

1933

Coach: Clipper Smith **Record: 1-5-3**

H W Catawba 7-0
 A L Georgia 10-20
 A L Clemson 0-9

H T Florida 0-0
 H T Wake Forest 0-0
 H T Davidson 6-6
 H L North Carolina 0-6
 A L South Carolina 0-14
 A L Duke 0-7

HUNK ANDERSON

Years at NC State: 1934-36
Record at NC State: 11-17-1

1934

Coach: Hunk Anderson **Record: 2-6-1**

N1 W Davidson 7-0
 H L Wake Forest 12-13
 H W South Carolina 6-0
 N2 L Florida 0-14
 A T North Carolina 7-7
 H L Clemson 6-12
 A L Virginia Tech 6-7
 A L Georgia 0-27
 A L Duke 0-32
 N1 - at Greensboro, N.C.; N2 - at Tampa, Fla.

1935

Coach: Hunk Anderson **Record: 6-4**

H W Davidson 14-7
 A W South Carolina 14-0
 H W Wake Forest 21-6
 H L Georgia 0-13
 A W Manhattan 20-0
 H L North Carolina 6-35
 N2 W Va. Tech 6-0
 A W Richmond 6-0
 H L Duke 0-7
 A L Catholic U 0-8
 N1 - at Greensboro, N.C.; N2 - at Portsmouth, Va.

1936

Coach: Hunk Anderson **Record: 3-7**

H W Elon 12-0
 H L Davidson 2-6
 H L Wake Forest 0-9
 A L Manhattan 6-13
 H W Furman 27-0
 H W Virginia Tech 13-0
 A L North Carolina 6-21
 A L Boston College 3-7
 A L Catholic U 6-7
 A L Duke (NR/11) 0-13

DOC NEWTON

Years at NC State: 1937-43
Record at NC State: 24-39-6

1937

Coach: Doc Newton **Record: 5-3-1**

N W Davidson 6-2
 H L North Carolina 0-20
 A T Furman 7-7
 H W Virginia Tech 13-7
 A W Wake Forest 20-0
 A W Boston College 12-7
 H W The Citadel 26-14
 A L Manhattan 0-15
 H L Duke 7-20
 N - at Greensboro, N.C.

1938

Coach: Doc Newton **Record: 3-7-1**

A W Davidson 19-7
 H L North Carolina 0-21
 A L Alabama 0-14
 H W Wake Forest 19-7
 H T Furman 7-7

A L Virginia Tech 0-7
 A L Manhattan 0-3
 H L Detroit 0-7
 A L Duke (NR/4) 0-7
 H L Carnegie Tech (6) 0-14
 N W Citadel 14-6
 N - at Wilmington, N.C.

1939

Coach: Doc Newton **Record: 2-8**

N1 W Davidson 18-14
 H L Tennessee 0-13
 N2 L Clemson 6-25
 H L Wake Forest 0-32
 A L Detroit 6-21
 A L N. Carolina (NR/9) 0-17
 H L Duquesne (NR/12) 0-7
 A W Furman 12-7
 H L Duke (NR/8) 0-28
 A L Miami (Fla.) 7-27
 N1 - at Greensboro, N.C.; N2 - at Charlotte, N.C.

1940

Coach: Doc Newton **Record: 3-6**

H W William & Mary 16-0
 H W Davidson 34-0
 N L Clemson 7-26
 H L North Carolina 7-13
 H L Mississippi St. 10-26
 H L Furman 6-20
 H L Wake Forest 14-20
 H W The Citadel 20-14
 A L Duke (NR/3) 6-42
 N - at Charlotte, N.C.

1941

Coach: Doc Newton **Record: 4-5-2**

H W Richmond 14-7
 N1 T Davidson 6-6
 N2 L Clemson 6-27
 A T Furman 0-0
 H L Wake Forest 0-7
 H W Newberry 44-0
 A W North Carolina 13-7
 A L Va. Tech 13-14
 A L Georgetown 7-20
 H L Duke (NR/3) 6-55
 A W William & Mary 13-0
 N1 - at Greensboro, N.C.; N2 - at Charlotte, N.C.;
 N3 - at Winston-Salem

1942

Coach: Doc Newton **Record: 4-4-2**

N1 T Davidson 0-0
 H W Richmond 13-0
 N2 W Clemson 7-6
 H L N.C. Pre-Flight 7-19
 H T Wake Forest 0-0
 A L Holy Cross 0-28
 H W North Carolina 21-14
 H L Georgetown 20-28
 A W Miami (Fla.) 2-0
 A L Duke 0-47
 N1 - at Wilmington, N.C.; N2 - at Charlotte, N.C.

1943

Coach: Doc Newton **Record: 3-6**

H W Newport News 18-0
 N L Clemson 7-19
 A L Camp Davis 0-27
 H L Wake Forest 6-54
 H W Greenville Air 7-6
 A L North Carolina 13-27
 H L Duke (NR/9) 0-75
 A W Davidson 10-0
 H L N.C. Pre-Flight 7-19
 N - at Charlotte, N.C.



ALL-TIME RESULTS

BEATTIE FEATHERS Years at NC State: 1944-51 Record at NC State: 37-39-3

1944
Coach: Beattie Feathers Record: 7-2

H W Milligan	27-7
N1 W Virginia	13-0
N2 L Clemson	7-13
H W Catawba	12-7
H L Wake Forest	7-21
H W William & Mary	19-2
A W VMI	21-6
A W Miami (Fla.)	28-7
N1 W Richmond	39-0

N1 - at Norfolk, Va.; N2 - at Charlotte, N.C.

1945
Coach: Beattie Feathers Record: 3-6

H W Milligan	47-12
A L Virginia	6-26
H L Clemson	0-13
H L VMI	14-21
H L Wake Forest	18-19
H W William & Mary	20-6
H W Virginia Tech	6-0
A L Duke (NR/16)	13-26
A L Miami (Fla.)	7-21

N - at Norfolk, Va.

1946
Coach: Beattie Feathers Record: 8-3

H W Duke	13-6
A W Clemson	14-7
H W Davidson	25-0
A W Wake Forest	14-6
A L Virginia Tech	6-14
A W VMI	49-7
A L Vanderbilt	0-7
H W Virginia	27-7
N1 W Florida	37-6
H W Maryland	28-7
N2 L Oklahoma (NR/14)	13-34

N1 - at Tampa, Fla.; N2 - Gator Bowl, Jacksonville, Fla.

1947
Final AP Ranking: 17th
Coach: Beattie Feathers Record: 5-3-1

A L Duke	0-7
A W Davidson	14-0
H W Clemson	18-0
H L Florida	6-7
H W Chattanooga	21-0
A L N. Carolina (NR/18)	6-41
H W Wake Forest	20-0
A W Virginia (NR/16)	7-2
H T Maryland	0-0

1948
Coach: Beattie Feathers Record: 3-6-1

H T Duke	0-0
A L Clemson	0-6
H W Davidson	40-0
A L North Carolina (NR/1)	0-14
A W Chattanooga	7-0
A L Wake Forest	13-34
H L Virginia	14-21
A L William & Mary	6-26
A W Duquesne	20-6
H L Villanova	7-21

1949
Coach: Beattie Feathers Record: 3-7

A L North Carolina	6-26
H L Clemson	6-7
A L Davidson	14-20
A L Duke	13-14
H L Maryland	6-14
N W Virginia Tech	14-13
H W Richmond	20-6
H W Wake Forest (NR/18)	27-14
A L Villanova	21-45
A L William & Mary	7-33

N - at Norfolk, Va.

1950
Coach: Beattie Feathers Record: 5-4-1

9/23 A L N. Carolina (NR/20)	7-13
9/30 H W Catawba	7-6
10/7 A L Clemson	0-27
10/14 H L Duke	0-7
10/21 A W Maryland (NR/8)	16-13
10/28 H W Virginia Tech	34-6
11/4 A W Richmond	7-0
11/11 H W Davidson	15-7
11/18 A T Wake Forest (NR/16)	6-6
11/25 N L William & Mary	0-34

N - at Norfolk, Va.

1951
Coach: Beattie Feathers Record: 3-7

9/15 H W Catawba	34-0
9/22 A L North Carolina	0-21
9/29 H L Wake Forest	6-21
10/6 H L Clemson (NR/18)	0-6
10/13 A L Duke	21-27
10/20 H L William & Mary	28-35
10/27 A W Virginia Tech	19-14
11/2 A L Louisville	2-26
11/10 A W Davidson	31-0
11/17 A L Maryland (NR/5)	0-53

HORACE HENDRICKSON Years at NC State: 1952-53 Record at NC State: 4-16-0

1952
Coach: Horace Hendrickson Record: 3-7

9/27 H L G. Washington	0-39
H L Georgia	0-49
10/4 H W Davidson	28-6
10/18 H L Duke (NR/5)	0-57
10/25 H W Florida State	13-7
11/1 A L Wake Forest	6-21
11/8 A W Wash. & Lee	25-4
11/15 A L Pittsburgh	6-48
11/22 A L William & Mary	6-41
12/6 A L Texas Tech	7-54

1953
Coach: Horace Hendrickson Record: 1-9 (0-3 ACC/7th)

9/26 A L North Carolina	7-29
10/3 A L G. Washington	7-20
10/10 H W Davidson	27-7
10/17 H L Wake Forest	7-20
10/24 A L Duke (NR/16)	0-31
10/31 H L William & Mary	6-7
11/7 A L Army	7-27
11/14 A L Pittsburgh	6-40
11/21 H L West Virginia (NR/19)	0-61
11/28 A L Florida State	13-23

EARLE EDWARDS Years at NC State: 1954-70 Record at NC State: 77-88-8

1954
Coach: Earle Edwards Record: 2-8 (0-4 ACC/18th)

9/18 A L Virginia Tech	21-30
9/25 A L North Carolina	6-20
10/2 A L Wake Forest	0-26
10/9 A W William & Mary	26-0
10/16 H L Florida State	7-13
10/23 H L Duke (NR/19)	7-21
10/30 H L Furman	6-7
11/6 A L Maryland	14-42
11/13 H W Richmond	14-6
11/20 A L West Virginia (NR/14)	3-28

1955
Coach: Earle Edwards Record: 4-5-1 (0-2-1 ACC/17th)

9/17 A L Florida State	0-7
9/24 H L Duke	7-33
10/1 H L North Carolina	18-25
10/15 H T Wake Forest	13-13
10/22 A W Villanova	34-13
10/29 A W Furman	33-7
11/5 A W Boston U	40-13
11/12 N L Virginia Tech	26-34
11/19 H W William & Mary	28-21
11/25 H L West Virginia	7-27

N - at Bluefield, Va.

1956
Coach: Earle Edwards Record: 3-7 (2-4 ACC/6th)

9/22 A W North Carolina	26-6
9/29 N L Virginia Tech (20/NR)	6-35
10/6 H L Clemson	7-13
10/13 H L Florida State	0-14
10/20 A W Dayton	20-0
10/27 A L Duke	0-42
11/3 A L Wake Forest	0-13
11/10 H W South Carolina	14-7
11/17 A L Penn State	7-14
11/22 H L Maryland	14-25

N - at Norfolk, Va.

1957
Final AP Ranking: 15th
ACC Champions
Coach: Earle Edwards Record: 7-1-2 (5-0-1 ACC/1st)

9/21 A W North Carolina	7-0
9/28 A W Maryland	48-13
10/5 A W Clemson (13/NR)	13-7
10/12 A W Florida State (13/NR)	7-0
10/18 A T Miami (Fla.) (12/NR)	0-0
10/26 H T Duke (11/4)	14-14
11/2 H W Wake Forest (10/NR)	19-0
11/9 H L William & Mary (10/NR)	6-7
11/16 N W Virginia Tech (19/NR)	12-0
11/23 A W South Carolina (20/NR)	29-26

N - at Roanoke, Va.

1958
Coach: Earle Edwards Record: 2-7-1 (2-5 ACC/7th)

9/20 A W N. Carolina (NR/10)	21-14
9/27 H L Maryland	6-21
10/4 A W Virginia	26-14
10/11 A L Wake Forest	7-13
10/18 A L William & Mary	6-13
10/25 A L Duke	13-20
11/1 H T Virginia Tech	14-14
11/8 N L Miss. Southern	14-26

11/15 H L Clemson	6-13
11/22 A L South Carolina	7-12

N - at Mobile, Ala.

1959
Coach: Earle Edwards Record: 1-9 (0-6 ACC/17th)

9/19 N W Virginia Tech	15-13
10/3 A L North Carolina	12-20
10/10 A L Clemson	0-23
10/17 H L Wake Forest	14-17
10/24 H L Duke	15-17
10/31 H L Wyoming	0-26
10/7 N L Miss. Southern	14-19
11/13 A L UCLA	12-21
11/21 A L South Carolina	7-12
12/5 A L Maryland	28-33

N - at Norfolk, Va.

1960
Coach: Earle Edwards Record: 6-3-1 (4-1-1 ACC/2nd)

9/17 H W Virginia Tech	29-14
9/24 A W North Carolina	3-0
10/1 H W Virginia	26-7
10/8 H W Maryland	13-10
10/15 A L Duke	13-17
10/22 A L UCLA	0-7
10/29 A W Miss Southern	20-13
11/5 A W Wake Forest	14-12
11/12 A L Arizona State	22-25
11/19 A T South Carolina	8-8

1961
Coach: Earle Edwards Record: 4-6 (3-4 ACC/15th)

9/23 A L Wyoming	14-15
9/30 A L North Carolina	22-27
10/7 A W Virginia	21-14
10/14 A L Alabama (NR/3)	7-26
10/21 H W Wake Forest	7-0
10/28 H L Duke	6-17
11/4 N W Miss. Southern	7-6
11/11 A L Maryland	7-10
11/28 H W South Carolina	33-14
11/25 A L Clemson	0-20

N - at Mobile, Ala.

1962
Coach: Earle Edwards Record: 3-6-1 (3-4 ACC/14th)

9/22 A W North Carolina	7-6
9/29 H L Clemson	0-7
10/6 H L Maryland	6-14
10/13 A L Nebraska	14-19
10/20 N L Southern Miss.	0-30
10/27 A L Duke	14-21
11/3 A T Georgia	10-10
11/10 A L South Carolina	6-17
11/17 H W Virginia	24-12
11/22 A W Wake Forest	27-3

N - at Mobile, Ala.

1963
ACC Co-Champions
Coach: Earle Edwards Record: 8-3 (6-1 ACC/1st)

9/21 A W Maryland	36-14
9/28 A W S. Mississippi	14-0
10/5 A W Clemson	7-3
10/12 A W South Carolina	18-6
10/19 A L North Carolina	10-31
10/26 H W Duke	21-7
11/2 N1 W Virginia	15-9
11/9 H W Virginia Tech	13-7
11/16 A L Florida State	0-14
11/22 H W Wake Forest	42-0



NC STATE WOLFPACK FOOTBALL

ALL-TIME RESULTS

12/21 N2 L Mississippi St. 12-16
 N1 - at Norfolk, Va.; N2 - Liberty Bowl, Philadelphia, Pa.

1964

ACC Champions

Coach: Earle Edwards

Record: 25-5 (5-2 ACC/1st)

9/19 A W North Carolina 14-13
 9/26 H W Clemson 9-0
 10/3 H W Maryland 14-13
 10/10 A L Alabama (NR/3) 0-21
 10/17 A L Duke 3-35
 10/24 A W Virginia 24-15
 10/31 H W South Carolina 17-14
 11/7 A L Virginia Tech 19-28
 11/14 A L Florida State 6-28
 11/20 A L Wake Forest 13-27

1965

ACC Co-Champions

Coach: Earle Edwards

Record: 6-4 (4-3 ACC/t1st)

9/18 A L Clemson 7-21
 9/25 H W Wake Forest 13-11
 10/2 A L South Carolina 7-13
 10/9 H L North Carolina 7-10
 10/16 A L Florida (NR/9) 6-28
 10/23 A W Maryland 29-7
 10/30 A W Virginia 13-0
 11/6 H W Duke 21-0
 11/13 H W Florida State 3-0
 11/20 A W Iowa 28-20

1966

Coach: Earle Edwards

Record: 5-5 (5-2 ACC/2nd)

9/17 A L Michigan State (2) 10-28
 9/24 A L North Carolina 7-10
 10/1 A W Wake Forest 15-12
 10/8 H L South Carolina 21-31
 10/15 H L Florida (NR/8) 10-17
 10/22 A W Duke 33-7
 10/29 H W Virginia 42-21
 11/5 H W Maryland 24-21
 11/12 N L Southern Miss. 6-7
 11/19 H W Clemson 23-14
 N - at Norfolk, Va.

1967

Coach: Earle Edwards

Record: 9-2 (5-1 ACC/2nd)

9/16 H W North Carolina 13-7
 9/23 H W Buffalo 24-6
 9/30 A W Florida State 20-10
 10/7 A W Houston (9/2) 16-6
 10/14 A W Maryland (5/NR) 31-9
 10/21 H W Wake Forest (5/NR) 24-7
 10/28 H W Duke (4/NR) 28-7
 11/4 A W Virginia (3/NR) 30-8
 11/11 A L Penn State (10/NR) 8-13
 11/18 A L Clemson 6-14
 12/16 N W Georgia 14-7
 N - Liberty Bowl, Memphis, Tenn.

1968

ACC Champions

Coach: Earle Edwards

Record: 6-4 (6-1 ACC/1st)

9/14 A W Wake Forest 10-6
 9/21 A W North Carolina 38-6
 9/28 A L Oklahoma 14-28
 10/5 A L SMU 14-35
 10/12 H W South Carolina 36-12
 10/19 H W Virginia 19-0
 10/26 H W Maryland 31-11
 11/2 H L Clemson 19-24

11/9 A W Duke 17-15
 11/16 H L Florida State 7-48

1969

Coach: Earle Edwards

Record: 3-6-1 (3-2-1 ACC/2nd)

9/13 H L Wake Forest 21-22
 9/30 H W North Carolina 10-3
 9/27 A W Maryland 24-7
 10/3 A L Miami 13-23
 10/11 A L South Carolina 16-21
 10/18 A W Virginia 31-0
 10/25 H T Duke 25-25
 11/15 H L Houston (NR/18) 13-34
 11/22 A L Florida State 22-33
 11/29 H L Penn State (NR/3) 8-33

1970

Coach: Earle Edwards

Record: 3-7-1 (2-3-1 ACC/5th)

9/12 A L Richmond 6-21
 9/19 A L North Carolina 0-19
 9/26 H T South Carolina 7-7
 10/3 A L Florida 6-14
 10/10 H W E. Carolina 23-6
 10/17 H L Duke 6-22
 10/24 N W Maryland 6-0
 10/31 A L Kentucky 2-27
 11/7 H W Virginia 21-16
 11/14 A L Wake Forest 13-16
 11/21 A L Tulane 0-31
 N - at Norfolk, Va.

1971

Coach: Al Michaels

Record: 3-8 (2-4 ACC/6th)

9/11 H L Kent State 21-23
 9/18 A L Maryland 7-35
 9/25 A L South Carolina 6-24
 10/2 H L N. Carolina (NR/20) 7-27
 10/9 H W Wake Forest 21-14
 10/16 A L Duke 13-41
 10/23 H L East Carolina 15-31
 10/30 H L Virginia 10-14
 11/5 A W Miami (Fla.) 13-7
 11/13 A L Penn State (NR/5) 3-35
 11/20 A W Clemson 31-23

LOU HOLTZ

Years at NC State: 1972-75

Record at NC State: 33-12-3

1972

Final AP Ranking: 17th

Coach: Lou Holtz

Record: 8-3-1 (4-1-1 ACC/2nd)

9/9 H T Maryland 24-24
 9/16 H W Syracuse 43-20
 9/23 A L North Carolina 33-34
 9/30 A L Georgia 22-28
 10/7 H W Duke 17-0
 10/14 A W Wake Forest 42-13
 10/21 H W East Carolina 38-16
 10/28 H W South Carolina 42-24
 11/4 A W Virginia 35-14
 11/11 A L Penn State (NR/10) 22-37
 11/18 H W Clemson 42-17
 12/29 N W West Virginia (NR/18) 49-13
 N - Peach Bowl, Atlanta, Ga.

1973

Final AP Ranking: 16th

ACC Champions

Coach: Lou Holtz

Record: 9-3 (6-0 ACC/1st)

9/8 H W East Carolina (17/NR) 57-8
 9/15 H W Virginia 43-23
 9/22 A L Nebraska (14/2) 14-31
 9/29 A L Georgia (19/NR) 12-31
 10/6 H W North Carolina 28-26
 10/13 H W Maryland 24-22
 10/27 A W Clemson 29-6
 11/03 A W South Carolina 56-35
 11/10 A L Penn State (NR/6) 29-35
 11/17 A W Duke (20/NR) 21-3
 11/24 H W Wake Forest (16/NR) 52-13
 12/17 N W Kansas (16/19) 31-18
 N - Liberty Bowl, Memphis, Tenn.

1974

Final AP Ranking: 11th

Coach: Lou Holtz

Record: 9-2-1 (4-2 ACC/t2nd)

9/7 A W Wake Forest (18/NR) 33-15
 9/14 H W Duke (16/NR) 35-21
 9/21 H W Clemson (15/NR) 31-10
 9/28 A W Syracuse (13/NR) 28-22
 10/5 H W East Carolina (8/NR) 24-20
 10/12 A W Virginia (11/NR) 22-21
 10/19 A L N. Carolina (10/NR) 14-33
 10/26 A L Maryland (17/15) 10-20
 11/2 H W South Carolina 42-27
 11/9 H W Penn State (NR/7) 12-7
 11/16 A W Arizona St. (16/NR) 35-14
 12/23 N T Houston (13/NR) 31-31
 N - Astro Bluebonnet Bowl, Houston, Texas

1975

Coach: Lou Holtz

Record: 7-4-1 (2-2-1 ACC/t3rd)

9/6 H W East Carolina (13/NR) 26-3
 9/13 H L Wake Forest (13/NR) 22-30
 9/20 H W Florida (NR/13) 8-7
 9/27 A L Michigan State 15-37
 10/4 H W Indiana 27-0
 10/11 A L Maryland 22-37
 10/18 H W North Carolina 21-20
 10/25 A W Clemson 45-7
 11/1 H W South Carolina 28-21
 11/8 A W Penn State (NR/8) 15-14
 11/15 A T Duke 21-21
 12/31 N L West Virginia 10-13
 N - Peach Bowl, Atlanta, Ga.

BO REIN

Years at NC State: 1976-79

Record at NC State: 27-18-1

1976

Coach: Bo Rein

Record: 3-7-1 (2-3 ACC/t4th)

9/4 H L Furman 12-18
 9/11 A L Wake Forest 18-20
 9/18 H L East Carolina 14-23
 9/25 H T Michigan State 31-31
 10/2 A W Indiana 24-21
 10/9 H L Maryland (7) 6-16
 10/16 A W North Carolina 21-13
 10/23 H W Clemson 38-21
 10/30 A L South Carolina 7-27
 11/6 A L Penn State 20-41
 11/13 H L Duke 14-28

1977

Coach: Bo Rein

Record: 8-4 (4-2 ACC/t3rd)

9/3 H L East Carolina 23-28
 9/10 H W Virginia 14-0
 9/17 A W Syracuse 38-0

9/24 H W Wake Forest 41-14
 10/1 H W Maryland 24-20
 10/8 A W Auburn 17-15
 10/15 H L North Carolina 14-27
 10/22 A L Clemson (20) 3-7
 10/29 H W South Carolina 7-3
 11/5 H L Penn State (9) 17-21
 11/12 A W Duke 37-32
 12/31 N W Iowa State 24-14
 N - Peach Bowl, Atlanta, Ga.

1978

Final AP Ranking: 18th

Coach: Bo Rein

Record: 9-3 (4-2 ACC/3rd)

9/9 H W East Carolina 29-13
 9/16 H W Syracuse 27-19
 9/23 H W West Virginia 29-15
 9/30 A W Wake Forest 34-10
 10/7 A L Maryland (20/12) 7-31
 10/21 A W North Carolina 34-7
 10/28 H L Clemson 10-33
 11/4 H W South Carolina 22-13
 11/11 A L Penn State (NR/2) 10-19
 11/18 H W Duke 24-10
 11/25 A W Virginia 24-21
 12/23 N W Pittsburgh (NR/16) 30-17
 N - Tangerine Bowl, Orlando, Fla.

1979

Final AP Ranking: 15th

ACC Champions

Coach: Bo Rein

Record: 7-4 (5-1 ACC/1st)

9/8 H W East Carolina 34-20
 9/15 H W Virginia 31-27
 9/22 A W West Virginia (19/NR) 38-14
 9/29 H W Wake Forest (19/NR) 17-14
 10/6 A L Auburn (14/NR) 31-44
 10/13 H W Maryland (17/NR) 7-0
 10/20 H L N. Carolina (NR/19) 21-35
 10/27 A W Clemson 16-13
 11/3 A L South Carolina 28-30
 11/10 H L Penn State 7-9
 11/17 A W Duke 28-7

MONTE KIFFIN

Years at NC State: 1980-82

Record at NC State: 16-17-0

1980

Coach: Monte Kiffin

Record: 6-5 (3-3 ACC/3rd)

9/6 H W William & Mary 42-0
 9/20 A W Virginia (19/NR) 27-13
 9/27 H L Wake Forest (16/NR) 7-27
 10/4 A L S. Carolina (14/18) 10-30
 10/11 H W App. State (17/NR) 17-14
 10/18 A L N. Carolina (15/8) 8-28
 10/25 H W Clemson 24-20
 11/1 A L Maryland 0-24
 11/8 A L Penn State (10) 13-21
 11/15 H W Duke 38-21
 11/22 H W East Carolina 36-14

1981

Coach: Monte Kiffin

Record: 4-7 (4-2-4 ACC/5th)

9/5 H W Richmond 27-21
 9/12 A W Wake Forest 28-23
 9/19 H W East Carolina 31-10
 9/26 H L Maryland 9-34
 10/3 H W Virginia 30-24
 10/17 H L N. Carolina (4) 10-21
 10/24 A L Clemson (4) 7-17
 10/31 A L South Carolina 12-20

WOLFPACK HISTORY



NC STATE WOLFPACK FOOTBALL

ALL-TIME RESULTS

11/7	H L	Penn State (6)	15-22
11/14	A L	Duke	7-17
11/21	H L	Miami (Fla.) (11)	5-14

1982

Coach: Monte Kiffin

Record: 6-5 (3-3 ACC/4th)

9/4	H W	Furman	26-0
9/11	H W	East Carolina	33-26
9/18	H W	Wake Forest	30-0
9/25	A L	Maryland	6-23
10/2	A W	Virginia	16-13
10/16	A L	N. Carolina (11)	9-41
10/23	H L	Clemson (18)	29-38
10/30	H W	South Carolina	33-3
11/6	A L	Penn State (7)	0-54
11/13	H W	Duke	21-16
11/20	A L	Miami (Fla.)	3-41

TOM REED

Years at NC State: 1983-85

Record at NC State: 9-24-0

1983

Coach: Tom Reed

Record: 3-8 (1-5 ACC/6th)

9/10	A L	East Carolina	16-22
9/17	H W	The Citadel	45-0
9/24	H L	Virginia	14-26
10/1	A W	Wake Forest	38-15
10/8	H L	Georgia Tech	10-20
10/15	H L	N. Carolina (3)	14-42
10/22	A L	Clemson	17-27
10/29	A L	South Carolina	17-31
11/5	H W	App. State	33-7
11/12	A L	Duke	26-27
11/19	H L	Maryland (20)	6-29

1984

Coach: Tom Reed

Record: 3-8 (1-5 ACC/6th)

9/8	H W	Ohio	43-6
9/15	H L	Furman	30-34
9/22	H L	Wake Forest	15-24
9/29	H W	East Carolina	31-22
10/6	A W	G. Tech (12)	27-22
10/13	A L	Maryland	21-44
10/20	A L	North Carolina	21-28
10/27	H L	Clemson	34-35
11/3	H L	S. Carolina (5)	28-35
11/10	A L	Virginia	0-45
11/17	H L	Duke	13-16

1985

Coach: Tom Reed

Record: 3-8 (2-5 ACC/6th)

9/7	H L	East Carolina	14-33
9/14	H L	Georgia Tech	18-28
9/21	A W	Wake Forest	20-17
9/28	H L	Furman	20-42
10/5	H L	Maryland	17-31
10/12	A L	Pittsburgh	10-24
10/19	H L	North Carolina	14-21
10/26	A L	Clemson	10-39
11/2	A W	South Carolina	21-17
11/9	H W	Virginia	23-22
11/16	A L	Duke	19-31

DICK SHERIDAN

Years at NC State: 1886-92

Record at NC State: 52-29-3

1986

Coach: Dick Sheridan

Record: 8-3-1 (5-2 ACC/2nd)

9/6	H W	East Carolina	38-10
9/13	H T	Pittsburgh	14-14
9/20	H W	Wake Forest	42-38
9/27	A W	Maryland (13)	28-16
10/11	A L	Georgia Tech	21-59
10/18	A W	N. Carolina (NR/18)	35-34
10/25	H W	Clemson (20/16)	27-3
11/1	H W	S. Carolina (16/NR)	23-22
11/8	A L	Virginia (15/NR)	16-20
11/15	H W	Duke	29-15
11/22	H W	W. Carolina	31-18
12/31	H L	Va. Tech (19/NR)	24-25

1987

Coach: Dick Sheridan

Record: 4-7 (4-3 ACC/3rd)

9/5	H L	East Carolina	14-32
9/12	A L	Pittsburgh (NR/18)	0-34
9/19	A L	Wake Forest	3-21
9/29	H W	Maryland	42-14
10/3	H W	Georgia Tech	17-0
10/17	H L	North Carolina	14-17
10/24	A W	Clemson (NR/7)	30-28
10/31	A L	S. Carolina (NR/19)	0-48
11/7	H L	East Tenn. St.	14-29
11/14	A W	Duke	47-45
11/21	H L	Virginia	31-34

1988

Coach: Dick Sheridan

Record: 8-3-1 (4-2-1 ACC/3rd)

9/3	H W	W. Carolina	45-6
9/17	H W	Wake Forest	14-6
9/24	A L	Maryland	26-30
10/1	A W	Georgia Tech	14-6
10/8	H W	E. Tenn. State	49-0
10/15	A W	North Carolina	48-3
10/22	H W	Clemson (NR/9)	10-3
10/29	H L	S. Carolina (NR/17)	7-23
11/5	A L	Virginia	14-19
11/12	H T	Duke	43-43
11/19	H W	Pittsburgh	14-3
12/31	N W	Iowa	28-23

N - Peach Bowl, Atlanta, Ga.

1989

Coach: Dick Sheridan

Record: 7-5 (4-3 ACC/4th)

9/2	H W	Maryland	10-6
9/9	H W	Georgia Tech (25/NR)	38-28
9/16	A W	Wake Forest (19/NR)	27-17
9/23	H W	North Carolina (18/NR)	40-6
9/30	H W	Kent State (15/NR)	42-22
10/7	H W	MTSU (14/NR)	35-14
10/21	A L	Clemson (12/NR)	10-30
10/28	A W	S. Carolina (20/25)	20-10
11/4	H L	Virginia (18/24)	9-20
11/11	A L	Duke	26-35
11/18	H L	Virginia Tech	23-25
12/31	N L	Arizona	10-17

N - Copper Bowl, Tucson, Ariz.

1990

Coach: Dick Sheridan

Record: 7-5 (3-4 ACC/6th)

9/1	H W	W. Carolina	67-0
9/8	A L	Georgia Tech	13-21
9/15	H W	Wake Forest	20-15
9/22	A L	Maryland	12-13
9/29	A W	North Carolina	12-9
10/6	H W	App. State	56-0
10/13	A L	Virginia (NR/2)	0-31
10/20	H L	Clemson (NR/22)	17-24
10/27	H W	South Carolina	38-29
11/3	A L	Virginia Tech	16-20
11/10	H W	Duke	16-0
12/28	N W	S. Miss. (NR/23)	31-27

N - All-American Bowl, Birmingham, Ala.

1991

Final AP Ranking: 24th

Coach: Dick Sheridan

Record: 9-3 (5-2 ACC/2nd)

9/7	H W	Virginia Tech	7-0
9/14	H W	Kent State	47-0
9/21	A W	Wake Forest	30-3
9/28	H W	N. Carolina (NR/23)	24-7
10/5	H W	G. Tech (19/21)	28-21
10/19	H W	Marshall (16/NR)	15-14
10/26	A L	Clemson (12/19)	19-29
11/2	A W	S. Carolina (19/NR)	38-21
11/9	H L	Virginia (18/24)	10-42
11/16	A W	Duke (24/NR)	32-31
11/23	H W	Maryland (22/NR)	20-17
1/1	N1 L	E. Carolina (21/12)	34-37

N - at Peach Bowl, Atlanta, Ga.

1992

Final AP Ranking: 17th

Coach: Dick Sheridan

Record: 9-3-1 (6-2 ACC/2nd)

8/29	N W	Iowa (NR/15)	24-14
9/5	H W	App. State (18/NR)	35-10
9/12	A W	Maryland (19/NR)	14-10
9/19	H L	Florida St. (16/3)	13-34
9/26	A W	N. Carolina (23/NR)	27-20
10/3	A L	G. Tech (21/23)	13-16
10/10	H W	Texas Tech (25/NR)	48-13
10/17	A T	Virginia Tech (21/NR)	13-13
10/24	H W	Clemson (23/18)	20-6
11/7	A W	Virginia (17/NR)	31-7
11/14	H W	Duke (14/NR)	45-27
11/21	H W	Wake Forest (13/25)	42-14
12/31	N2 L	Florida (12/14)	10-27

N1 - at Kickoff Classic.; N2 - at Gator Bowl

MIKE O'CAIN

Years at NC State: 1993-99

Record at NC State: 41-40-0

1993

Coach: Mike O'Cain

Record: 7-5 (4-4 ACC/5th)

9/4	H W	Purdue (24/NR)	20-7
9/11	A W	Wake Forest (18/NR)	34-16
9/25	H L	N. Carolina (19/18)	14-35
10/2	A L	Clemson (24/NR)	14-20
10/9	A W	Texas Tech	36-34
10/16	H W	Marshall	24-17
10/23	H W	Georgia Tech	28-23
10/30	H W	Virginia (NR/16)	34-29
11/6	A L	Duke (22/NR)	20-21
11/13	H W	Maryland	44-21
11/20	A L	Florida St. (NR/2)	3-62
1/1	N L	Michigan	7-42

N - at Hall of Fame Bowl, Tampa, Fla.

1994

Final AP Ranking: 17th

Coach: Mike O'Cain

Record: 9-3 (6-2 ACC/2nd)

9/1	H W	Bowling Green	20-15
9/10	A W	Clemson (NR/22)	29-12
9/24	H W	W. Carolina (24/NR)	38-13
10/1	H W	Georgia Tech (22/NR)	21-13
10/8	A L	Louisville (18/NR)	14-35
10/15	H W	Wake Forest	34-3
10/29	A L	N. Carolina (NR/24)	17-31
11/5	A W	Maryland	47-45
11/12	H W	Duke (NR/18)	24-23
11/19	H L	Florida St. (25/8)	3-34
11/25	A W	Virginia (NR/13)	30-27

1/1	N W	Miss. St. (23/16)	28-24
N - at Peach Bowl, Atlanta, Ga.			

1995

Coach: Mike O'Cain

Record: 3-8 (2-6 ACC/7th)

8/31	H W	Marshall	33-16
9/9	H L	Virginia (23/NR)	24-29
9/16	A L	Florida St. (NR/1)	17-77
9/23	H L	Baylor	0-14
9/30	H L	Clemson	22-43
10/7	A L	Alabama (NR/16)	11-27
10/21	A W	Duke	41-38
11/4	H L	Maryland	13-30
11/11	A L	Georgia Tech	19-27
11/18	A W	Wake Forest	52-23
11/24	H L	North Carolina	28-30

1996

Coach: Mike O'Cain

Record: 3-8 (3-5 ACC/6th)

9/7	H L	Georgia Tech	16-28
9/19	H L	Florida St. (NR/3)	17-51
9/28	A L	Purdue	21-42
10/5	A W	Maryland	34-8
10/12	H L	Alabama (NR/8)	19-24
10/19	A L	Virginia (NR/20)	14-62
11/2	A L	N. Carolina (NR/8)	20-52
11/9	H W	Duke	44-22
11/16	A L	Clemson	17-40
11/23	H W	Wake Forest	37-22
11/30	N1 L	East Carolina	29-50

N1 - at Charlotte, N.C.

1997

Coach: Mike O'Cain

Record: 6-5 (3-5 ACC/6th)

8/30	A W	Syracuse (OT) (NR/13)	32-31
9/6	A W	Duke	45-14
9/13	H L	Clemson (NR/19)	17-19
9/20	H W	N. Illinois	41-14
9/25	A L	Wake Forest	18-19
10/11	A L	G. Tech (NR/25)	17-27
10/18	H L	N. Carolina (NR/4)	7-20
11/1	A L	Florida St. (NR/3)	35-48
11/8	H W	Maryland	45-28
11/15	H W	Virginia	31-24
11/22	H W	East Carolina	37-24

1998

Coach: Mike O'Cain

Record: 7-5 (5-3 ACC/4th)

9/3	H W	Ohio	34-31
9/12	H W	Florida St. (NR/2)	24-7
9/19	A L	Baylor (20/NR)	30-33
10/1	H W	Syracuse (NR/11)	38-17
10/10	H L	Georgia Tech (23/NR)	24-47
10/17	H W	Duke	27-24
10/24	A L	Virginia (NR/16)	13-23
10/31	A W	Clemson	46-39
11/7	H W	Wake Forest	38-27
11/21	A W	Maryland	35-21
11/28	N1 L	UNC (OT)	34-37
12/29	N2 L	Miami (NR/24)	23-46

N1 - at Charlotte, N.C.; N2 - at Micron PC Bowl, Fort Lauderdale, Fla.

1999

Coach: Mike O'Cain

Record: 6-6 (3-5 ACC/5th)

8/28	A W	Texas (NR/16)	23-20
9/4	H W	South Carolina	10-0
9/11	H W	William & Mary	38-9
9/18	A L	Florida State (1/1)	11-42
9/25	A L	Wake Forest	7-31
10/9	H W	Clemson	35-31
10/16	H L	Virginia	26-47

WOLFPACK HISTORY



NC STATE WOLFPACK FOOTBALL

ALL-TIME RESULTS

10/23	A	W	Duke (OT)	31-24
10/30	A	L	Georgia Tech (NR/7)	21-48
11/6	H	W	Maryland	30-17
11/11	N	L	North Carolina	6-10
11/20	A	L	East Carolina (NR/21)	6-23

N - at Charlotte, N.C.

CHUCK AMATO

Years at NC State: 2000-06
Record at NC State: 49-37-0

2000

Coach: Chuck Amato

Record: 8-4 (4-4 ACC/5th)

9/2	H	W	Arkansas St (2OT)	38-31
9/9	A	W	Indiana	41-38
9/16	H	W	SMU	41-0
9/21	H	W	Georgia Tech (OT)	30-23
10/7	A	L	Clemson (NR/5)	27-34
10/14	A	W	North Carolina	38-20
10/28	H	L	Florida State (21/6)	14-58
11/4	A	L	Maryland (2OT)	28-35
11/11	H	W	Duke	35-31
11/18	A	L	Virginia	17-24
11/25	H	W	Wake Forest	32-14
12/28	N	W	Minnesota	38-30

N - at Micronpc.com Bowl, Miami, Fla.

2001

Coach: Chuck Amato

Record: 7-5 (4-4 ACC/5th)

9/6	H	W	Indiana	35-14
9/22	A	W	SMU	26-17
9/29	H	L	North Carolina	9-17
10/6	A	W	Wake Forest	17-14
10/13	H	L	Clemson (NR/19)	37-45
10/20	A	L	Georgia Tech (NR/23)	17-27
10/27	H	W	Virginia	24-0
11/3	A	W	Duke	55-31
11/10	A	W	Florida St. (NR/10)	34-28
11/17	H	L	Maryland (NR/10)	19-23
11/24	H	W	Ohio	27-7
12/20	N	L	Pittsburgh	19-34

N - at Tangerine Bowl, Orlando, Fla.

2002

Final AP Ranking: 12th

Coach: Chuck Amato

Record: 11-3 (5-3 ACC/4th)

8/24	H	W	New Mexico	34-14
8/31	H	W	East Tenn. St. (25/NR)	34-0
9/7	A	W	Navy (21/NR)	65-19
9/14	H	W	Wake Forest (19/NR)	32-13
9/21	A	W	Texas Tech (17/NR)	51-48 ot
9/28	H	W	Mass. (17/NR)	56-24
10/12	A	W	N. Carolina (14/NR)	34-17
10/19	H	W	Duke (13/NR)	24-22
10/24	A	W	Clemson (12/NR)	38-6
11/2	H	L	Georgia Tech (10/NR)	17-24
11/9	A	L	Maryland (13/NR)	21-24
11/16	A	L	Virginia (22/NR)	9-14
11/23	H	W	Florida St. (NR/14)	17-7
1/1	N	W	Notre Dame (17/11)	28-6

N1 - at Toyota Gator Bowl, Jacksonville, Fla.

2003

Coach: Chuck Amato

Record: 8-5 (4-4 ACC/4th)

8/30	H	W	W. Carolina (16/NR)	59-20
9/6	A	L	Wake Forest (14/NR)	24-38
9/13	A	L	Ohio St. (3OT) (24/3)	38-44
9/20	H	W	Texas Tech	49-21
9/27	H	W	North Carolina	47-34
10/4	A	L	Georgia Tech	21-29
10/11	H	W	Connecticut	31-24
10/16	H	W	Clemson	17-15

10/25	A	W	Duke	28-21
11/1	H	W	Virginia	51-37
11/15	A	L	Fla. St. (2OT) (NR/13)	44-50
11/22	H	L	Maryland	24-26
12/22	N	W	Kansas	56-26

N1 - at Mazda Tangerine Bowl, Orlando, Fla.

2004

Coach: Chuck Amato

Record: 5-6 (3-5 ACC/18th)

9/4	H	W	Richmond	42-0
9/18	H	L	Ohio State (NR/9)	14-22
9/25	A	W	Virginia Tech	17-16
10/2	H	W	Wake Forest (OT)	27-21
10/9	A	L	North Carolina	24-30
10/16	A	W	Maryland	13-3
10/23	H	L	Miami (NR/3)	31-45
10/30	A	L	Clemson	20-26
11/6	H	L	Georgia Tech	14-24
11/11	H	L	Florida State (NR/11)	10-17
11/27	N1	W	East Carolina	52-14

N1 - at Charlotte, N.C.

2005

Coach: Chuck Amato

Record: 7-5 (3-5 ACC/18th)

9/4	H	L	Virginia Tech (NR/8)	16-20
9/17	H	W	Eastern Kentucky	54-10
9/24	H	L	North Carolina	24-31
10/6	A	W	Georgia Tech (NR/24)	17-13
10/13	H	L	Clemson	10-31
10/22	A	L	Wake Forest	19-27
10/29	H	W	Southern Miss	21-17
11/5	A	W	Florida State (NR/9)	20-15
11/12	A	L	Boston College	10-30
11/19	H	W	Middle Tenn. St.	24-3
11/26	H	W	Maryland	20-14
12/31	N1	W	South Florida	14-0

N1 - at Meineke Car Care Bowl, Charlotte, N.C.

2006

Coach: Chuck Amato

Record: 3-9 (2-6 ACC/6th in Atlantic)

9/2	H	W	Appalachian St.	23-10
9/9	H	L	Akron	17-20
9/16	A	L	Southern Miss	17-37
9/23	H	W	Boston College (NR/20)	17-15
10/5	H	W	Florida State (NR/17)	24-20
10/14	H	L	Wake Forest	23-25
10/21	A	L	Maryland	20-26

10/28	A	L	Virginia	7-14
11/4	H	L	Georgia Tech (NR/20)	23-31
11/11	A	L	Clemson	14-20
11/18	A	L	North Carolina	9-23
11/25	H	L	East Carolina	16-21

TOM O'BRIEN

Years at NC State: 2007-present
Record at NC State: 25-25

2007

Coach: Tom O'Brien

Record: 5-7 (3-5 ACC/15th in Atlantic)

9/1	H	L	Central Florida	22-25
9/8	A	L	Boston College	17-37
9/15	H	W	Wofford	38-17
9/22	H	L	Clemson (NR/14)	20-42
9/29	H	L	Louisville	10-29
10/6	A	L	Florida State	10-27
10/20	A	W	East Carolina	34-20
10/27	H	W	Virginia (NR/18)	29-24
11/3	A	W	Miami (OT)	19-16
11/10	H	W	North Carolina	31-27
11/17	A	L	Wake Forest	18-38
11/24	H	L	Maryland	0-37

2008

Coach: Tom O'Brien

Record: 6-7 (4-4 ACC/3rd in Atlantic)

8/28	A	L	South Carolina	0-34
9/6	H	W	William & Mary	34-24
9/13	A	L	Clemson	9-27
9/20	H	W	East Carolina (NR/15)	30-24
9/27	H	L	South Florida (NR/13)	10-41
10/4	H	L	Boston College	31-38
10/16	H	L	Florida State	17-26
10/25	A	L	Maryland	24-27
11/8	A	W	Duke	27-17
11/15	H	W	Wake Forest	21-17
11/22	A	W	N. Carolina (NR/25)	41-10
11/29	H	W	Miami	38-28
12/29	N	L	Rutgers	23-29

N - at Papajohns.com Bowl, Birmingham, Ala.

2009

Coach: Tom O'Brien

Record: 5-7 (2-6 ACC/5th in Atlantic)

9/3	H	L	South Carolina	3-7
9/12	H	W	Murray State	65-7
9/19	H	W	Gardner-Webb	45-14
9/26	H	W	Pitt	38-31
10/3	A	L	Wake Forest	24-30
10/10	H	L	Duke	28-49
10/17	A	L	Boston College	20-52
10/31	A	L	Florida State	42-45
11/7	H	W	Maryland	38-31
11/14	H	L	Clemson (NR/24)	23-43
11/21	A	L	Virginia Tech (NR/16)	10-38
11/28	H	W	N. Carolina (NR/23)	28-27

2010

Final AP Ranking: 25th

Coach: Tom O'Brien

Record: 9-4 (5-3 ACC/2nd in Atlantic)

9/4	H	W	Western Carolina	48-7
9/11	A	W	Central Florida	28-21
9/16	H	W	Cincinnati	30-19
9/25	A	W	Georgia Tech	45-28
10/2	H	L	Virginia Tech (23/NR)	30-41
10/8	H	W	Boston College	44-17
10/16	A	L	East Carolina (OT)	27-33
10/28	H	W	Florida State (NR/16)	28-24
11/6	A	L	Clemson (23/NR)	13-14
11/13	H	W	Wake Forest	38-3
11/20	A	W	North Carolina	29-25
11/27	A	L	Maryland (21/NR)	31-38
12/28	N	W	West Virginia (22/NR)	23-7

N - Orlando, Fla. - Champs Sports Bowl

Numbers in parenthesis indicate NC State AP ranking/Opponent AP ranking

WOLFPACK HISTORY



The 2010 Wolfpack squad



PACK IN THE NFL

PACK PLAYERS ON 2011 NFL ROSTERS

Player	Yrs. @ NCSU	Current Team
Andre Brown	2005-08	Washington Redskins
Brian Clark	2002-05	Detroit Lions
Jerricho Cotchery	2000-03	N.Y. Jets
Leroy Harris	2003-06	Tennessee Titans
Steven Hauschka	2007	Denver Broncos
Anthony Hill	2004-08	Houston Texans
Marcus Hudson	2001-05	Carolina Panthers
Ted Larsen	2006-09	Tampa Bay Buccaneers
Manny Lawson	2002-05	San Francisco 49ers
Sean Locklear	2000-03	Seattle Seahawks
John McCargo	2003-05	Buffalo Bills
DeMario Pressley	2004-07	Indianapolis Colts
Philip Rivers	2000-03	San Diego Chargers
Stephen Tulloch	2003-05	Tennessee Titans
Tank Tyler	2003-06	Chicago Bears
Brian Williams	1998-01	Jacksonville Jaguars
Mario Williams	2003-05	Houston Texans
Adrian Wilson	1998-00	Arizona Cardinals
Willie Young	2006-09	Detroit Lion

2011 NFL NEWCOMERS

Player	Position	Current Team
Nate Irving	LB	Denver Broncos

NC STATE'S FIRSTROUND DRAFT PICKS

Year	No.	Player	Team
1962*	2	Roman Gabriel	Los Angeles Rams
	1	Roman Gabriel	Oakland Raiders
1968	6	Dennis Byrd	Boston Patriots
1974	22	Charley Young	Dallas Cowboys
1979	16	Ted Brown	Minnesota Vikings
1980	16	Jim Ritcher	Buffalo Bills
1982	20	Mike Quick	Philadelphia Eagles
1987	20	Haywood Jeffires	Houston Oilers
1990	10	Ray Agnew	New England Patriots
1994	18	Dewayne Washington	Minnesota Vikings
1999	6	Torry Holt	St. Louis Cardinals
2001	9	Koren Robinson	Seattle Seahawks
2004**	4	Philip Rivers	New York Giants
2006	1	Mario Williams	Houston Texans
2006	22	Manny Lawson	San Francisco 49ers
2006	26	John McCargo	Buffalo Bills

*Gabriel was drafted twice in 1962 because from 1960-66 there were two drafts – one by the established NFL and one by the new AFL; **Rivers was drafted by the New York Giants, but traded on draft day to the San Diego Chargers.

PROFESSIONAL HONORS

Dewayne Washington (Minn.)	1994 NFL Rookie of the Year
Bill Cowher (Pittsburgh)	1992 NFL Coach of the Year
	1992 AFC Coach of the Year
Willie Burden (Calgary)	1975 CFL Player of the Year
Alex Webster (NY Giants)	1970 NFC Coach of the Year
Roman Gabriel (LA Rams)	1969 NFL Player of the Year

ALL-PRO SELECTIONS

Mike Cofer (1)	San Francisco 49ers, 1989
Torry Holt (1)	St. Louis Rams, 2003
Haywood Jeffires (3)	Houston Oilers, 1990-92
Vaughan Johnson (5)	New Orleans Saints, 1988-92
Mike Quick (4)	Philadelphia Eagles, 1983, 85-87
Jim Ritcher (3)	Buffalo Bills, 1986, 88, 90
Adrian Wilson (1)	Arizona Cardinals, 2010

PRO BOWL SELECTIONS

Darrell Dess (2)	New York Giants, 1962-63
Roman Gabriel (3)	Los Angeles Rams, 1967-69
Torry Holt (7)	St. Louis Rams, 2000-01-03-04-05-07-08
Vaughan Johnson (4)	New Orleans Saints, 1990-93
Haywood Jeffires (3)	Houston Oilers, 1992-94
Mike Quick (5)	Philadelphia Eagles, 1984-88
Jim Ritcher (1)	Buffalo Bills, 1992
Philip Rivers (3)	San Diego Chargers, 2006, 09, 11
Alex Webster (2)	New York Giants, 1958, 61
Mario Williams (2)	Houston Texans, 2009, 10
Adrian Wilson (3)	Arizona Cardinals, 2009, 10, 11

ALL-ROOKIE SELECTIONS

Perry Williams	New York Giants, 1984
Frank Bush	Houston Oilers, 1985
Reggie Singleary	Philadelphia Eagles, 1986
Ray Agnew	New England Patriots, 1990
Dewayne Washington	Minnesota Vikings, 1994
Torry Holt	St. Louis Rams, 1999



IN THE NFL

Robert Abraham (LB)
Houston Oilers, 1982-87

Ray Agnew (DT)
New England Patriots, 1990-94
New York Giants, 1995-97
St. Louis Rams, 1998-00

William Auer (TE)
Denver Broncos, 1993

Toney Baker (RB)
Denver Broncos, 2010

Ricky Bell (DB)
Pittsburgh Steelers, 1996
Jacksonville Jaguars, 1996
Chicago Bears, 1997-98
Calgary Stampeders, 2001

Connie Mack Berry (B)
Detroit Lions, 1939
Green Bay Packers, 1940
Cleveland Rams, 1940
Chicago Bears, 1942-46
Chicago Rockets, 1947

Sean Berton (TE)
Minnesota Vikings, 2003-04
N.Y. Giants, 2005

Jarvis Borum (OT)
Arizona Cardinals, 2001-02
Miami Dolphins, 2003

Ralph Britt (TE)
Pittsburgh Steelers, 1987

Michael Brooks (DB)
San Diego Chargers, 1989
Dallas Cowboys, 1990-92
Denver Broncos, 1993

Andre Brown (RB)
New York Giants, 2010
Indianapolis Colts, 2010

Rod Brown (FB)
Arizona Cardinals, 1997-98

Ted Brown (RB)
Minnesota Vikings, 1979-86

Don Buckley (WR)
New York Jets, 1976

Brian Bulluck (LB)
Indianapolis Colts, 1987

Justin Burroughs (C)
New Orleans Saints, 1999-00

Frank Bush (LB)
Houston Oilers, 1985-86

Dennis Byrd (DT)
Boston Patriots, 1968

Jesse Campbell (DB)
Philadelphia Eagles, 1991-92
New York Giants, 1993-96
Washington Redskins, 1997-98

Dom Cara (E)
Pittsburgh Steelers, 1937-38

Ron Carpenter (DE)
Cincinnati Bengals, 1970-76

Dick Christy (B)
Pittsburgh Steelers, 1958
Boston Patriots, 1960
New York Titans, 1961-63

Brian Clark (WR)
Denver Broncos, 2006
Tampa Bay Buccaneers, 2007-09
Detroit Lions, 2010

Mike Cofer (PK)
New Orleans Saints, 1987
San Francisco 49ers, 1988-94
Indianapolis Colts, 1995

Chris Coleman (WR)
Tennessee Titans, 2000-01

Chris Colmer (OT)
Tampa Buccaneers, 2005

Ed "Ty" Coon (G)
Brooklyn Dodgers, 1940

Martin Cornelison (C)
New York Jets, 1987

Jerricho Cotchery (WR)
New York Jets, 2004-10

Damien Covington (LB)
Buffalo Bills, 1995-97

Bill Cowher (LB)
Cleveland Browns, 1980-82
Philadelphia Eagles, 1983-84

Charles Davenport (WR)
Pittsburgh Steelers, 1992-94
Jacksonville Jaguars, 1995
San Francisco 49ers, 1996

A.J. Davis (CB)
Detroit Lions, 2007
Cleveland Browns, 2008
Houston Texans, 2009-10

Lin Dawson (TD)
New England Patriots, 1981-90

Darrell Dess (G)
Pittsburgh Steelers, 1958
New York Giants, 1959-64
Washington Redskins, 1965-66
New York Giants, 1966-69

Harold Deters (PK)
Dallas Cowboys, 1967

Chris Dieterich (OT)
Detroit Lions, 1980-86

Gary Downs (RB)
New York Giants, 1994
Denver Broncos, 1995-96
Atlanta Falcons, 1997-00

Rick Druschel (OG)
Pittsburgh Steelers, 1974

Dovonte Edwards (CB)
Minnesota Vikings, 2005-06
Detroit Lions, 2007

Johnny Evans (QB/P)
Cleveland Browns, 1978-80
Montreal Concorde, 1982-83
Edmonton Eskimos, 1984

Art Faircloth (B)
New York Giants, 1947-48

Venice Farrar (B)
Pittsburgh Steelers, 1938-39

Levar Fisher (LB)
Arizona Cardinals, 2002-04
New Orleans Saints, 2004

Mark Fowble (PK)
Houston Oilers, 1992

Stan Fritts (RB)
Cincinnati Bengals, 1975-76

Roman Gabriel (QB)
Los Angeles Rams, 1962-72
Philadelphia Eagles, 1973-77

Claude Gibson (DB)
San Diego Chargers, 1961-62
Oakland Raiders, 1963-65

Paul Gibson (B)
Buffalo Bills, 1947-49
Ottawa Roughriders, 1950
Hamilton Tigercats, 1951

Eddie Goines (WR)
Seattle Seahawks, 1995-96

Bubba Green (DT)
Baltimore Colts, 1981

Frank Harris (RB)
Chicago Bears, 1987

Kenny Harris (SS)
Arizona Cardinals, 1997
Philadelphia Eagles, 1999-00

Leroy Harris (OG)
Tennessee Titans, 2007-10

Lloyd Harrison (DB)
Washington Redskins, 2000
San Diego Chargers, 2001
Washington Redskins, 2002

Todd Harrison (TE)
Chicago Bears, 1992
Tampa Bay Buccaneers, 1993
Minnesota Vikings, 1993-94

Steven Hauschka (PK)
Baltimore Ravens, 2008-09
Atlanta Falcons, 2009
Denver Broncos, 2010

George Hegamin (OT)
Dallas Cowboys, 1994-97
Philadelphia Eagles, 1998
Tampa Bay Buccaneers, 1999-00

Andy Hendel (LB)
Jacksonville Bulls, 1984-85
Miami Dolphins, 1986
Buffalo Bills, 1987

Don Herron (LB)
Pittsburgh Steelers, 1986

Tom Higgins (LB)
Calgary Stampeders, 1976-77
Buffalo Bills, 1979
Saskatchewan, 1980

Anthony Hill (TE)
Houston Texans, 2009-10

Dee Dee Hoggard (DB)
Washington Redskins, 1984
Cleveland Browns, 1985-88

Antoine Holms (DT)
Washington Redskins, 2010

Terrence Holt (S)
Detroit Lions, 2003-06
Arizona Cardinals, 2007
Chicago Bears, 2008
New Orleans Saints, 2008

Torry Holt (WR)
St. Louis Rams, 1999-08
Jacksonville Jaguars, 2009
New England Patriots, 2010

Roland Hooks (RB)
Buffalo Bills, 1976-82

Bobby Houston (LB)
Green Bay Packers, 1990
New York Jets, 1991-96
Kansas City Chiefs, 1997
Minnesota Vikings, 1998

Oliver Hoyte (FB)
Dallas Cowboys, 2006-07
Kansas City Chiefs, 2008

Marcus Hudson (S)
San Francisco 49ers, 2006-09
Carolina Panthers, 2010

John Huzvar (B)
Philadelphia Eagles, 1952
Baltimore Colts, 1953-54

Rickey Isom (FB)
Miami Dolphins, 1987

Haywood Jeffries (WR)
Houston Oilers, 1987-95
New Orleans Saints, 1996

Izel Jenkins (DB)
Philadelphia Eagles, 1988-92
Minnesota Vikings, 1993
New York Giants, 1993-94

Vaughan Johnson (LB)
Jacksonville Bulls, 1984-85
New Orleans Saints, 1986-94
Chicago Bears, 1995

Mike Jones (DT)
Phoenix Cardinals, 1991-93
New England Patriots, 1994-97
St. Louis Rams, 1998
Tennessee Titans, 1999-00

Carlos King (RB)
Pittsburgh Steelers, 1998
Denver Broncos, 2000

Scott Kooistra (OT)
Cincinnati Bengals, 2003-09

Erik Kramer (QB)
Atlanta Falcons, 1987
Calgary Stampeders, 1988-89
Detroit Lions, 1990-93
Chicago Bears, 1994-98
San Diego Chargers, 1999

Ted Larsen (C)
New England Patriots, 2010
Tampa Bay Buccaneers, 2010

Reggie Lawrence (WR)
Philadelphia Eagles, 1993-94

Tyler Lawrence (LB)
New York Giants, 1995

Manny Lawson (LB)
San Francisco 49ers, 2006-10

Bill Leach (OL)
New Orleans Saints, 1987

Sean Locklear (OL)
Seattle Seahawks, 2004-10

Ricky Logo (NG)
Detroit Lions, 1992

Tommy London (DB)
Cleveland Browns, 1978

Andre Maddox (S)
N.Y. Jets, 2006

Lou Mark (LB/C)
Brooklyn Dodgers, 1938-40
Boston Redskins, 1945

Terrance Martin (DT)
Houston Texans, 2003
Cincinnati Bengals, 2004

John McCargo (DT)
Buffalo Bills, 2006-10

Joe McIntosh (RB)
Atlanta Falcons, 1987

Art McMahon (DB)
Boston Patriots, 1968-72
New England Patriots, 1972

Dan Medlin (OL)
Oakland Raiders, 1974-77
Tampa Bay Buccaneers, 1977-78
Buffalo Bills, 1979

David Merritt (LB)
Phoenix Cardinals, 1993-96

Joe Milinichik (OL)
Detroit Lions, 1986-89
Los Angeles Rams, 1990-92
San Diego Chargers, 1993-95

DaJuan Morgan (S)
Kansas City Chiefs, 2008-09

Neal Musser (LB)
Atlanta Falcons, 1981-83

Dennis Owens (DT)
New England Patriots, 1982-86

Leslie Palmer (B)
Philadelphia Eagles, 1948

Danny Peebles (WR)
Tampa Bay Buccaneers, 1989-90

Cleveland Browns, 1991

Jason Perry (FS)
San Diego Chargers, 1999-01
Minnesota Vikings, 2002-03
New England Patriots, 2004

Mike Jones (DT)
New England Patriots, 2004

Raymond Phillips (DT)
Atlanta Falcons, 1986
Philadelphia Eagles, 1987

DeMario Pressley (DT)
New Orleans Saints, 2008-10

Mike Quick (WR)
Philadelphia Eagles, 1982-90

Ian Rafferty (G)
NY Jets, 1999-00
Detroit Lions, 2001
Tennessee Titans, 2002-03

Carl Reeves (DE)
Chicago Bears, 1995-98

Lamont Reid (CB)
Arizona Cardinals, 2006
Denver Broncos, 2007

Mike Reid (DB)
Philadelphia Eagles, 1993-95

Jim Ritcher (C)
Buffalo Bills, 1980-93
Atlanta Falcons, 1994-96

Philip Rivers (QB)
San Diego Chargers, 2004-10

Koren Robinson (WR)
Seattle Seahawks, 2001-04
Minnesota Vikings, 2005
Green Bay Packers, 2006-07
Seattle Seahawks, 2008

Sebastian Savage (DB)
Buffalo Bills, 1993
Denver Broncos, 1994
Washington Redskins, 1994-96

Joe Scarpati (DB)
Philadelphia Eagles, 1964-69
New Orleans Saints, 1970
Philadelphia Eagles, 1971

Tony Scott (DB)
N.Y. Jets, 2000-02
Seattle Seahawks, 2003

Reggie Singletary (DE)
Philadelphia Eagles, 1986-91
Green Bay Packers, 1991-93

Corey Smith (DE)
Tampa Bay Buccaneers, 2002-03
San Francisco 49ers, 2004-05
Detroit Lions, 2006-08

Devon Smith (TE)
New England Patriots, 1999-00

Rahshon Spikes (RB)
Cleveland Browns, 2000

Bill Stanton (B)
Buffalo Bills, 1949
Ottawa Roughriders, 1950-52

Jack Stanton (OL)
Pittsburgh Steelers, 1961

Tremayne Stephens (RB)
San Diego Chargers 1998-00

William Strong (CB)
New Orleans Saints, 1995-96

Jesse Tatum (E)
Pittsburgh Steelers, 1938

Derrick Taylor (DB)
New Orleans Saints, 1987
Calgary Stampeders, 1988

Pat Teague (LB)
Tampa Bay Buccaneers, 1987

Mark Thomas (DE)



NC STATE WOLFPACK FOOTBALL

San Francisco 49ers, 1992-94
 Carolina Panthers, 1995-96
 Chicago Bears, 1997-98
 Indianapolis Colts, 1999-01

Mark Thomas (TE)

NY Giants, 1999-00
 Kansas City Chiefs, 2001

Patrick Thomas (LB)

Jacksonville Jaguars, 2006
 Kansas City Chiefs, 2007-08

Stephen Tulloch (LB)

Tennessee Titans, 2006-10

Tank Tyler (DT)

Kansas City Chiefs, 2007-09
 Carolina Panthers, 2009

Fernandus Vinson (DB)

Cincinnati Bengals, 1991-95

Dewayne Washington (DB)

Minnesota Vikings, 1994-97
 Pittsburgh Steelers, 1998-03
 Jacksonville Jaguars, 2004
 Kansas City Chiefs, 2005

Alex Webster (B)

New York Giants, 1955-64

Clayton White (LB)

New York Giants, 2001
 Tampa Bay Buccaneers, 2002

Alvis Whitted (WR)

Jacksonville Jaguars, 1998-01
 Atlanta Falcons, 2002
 Oakland Raiders, 2003-06

Bert Wilder (DT)

New York Jets, 1964-67

Brian Williams (DB)

Minnesota Vikings, 2002-05
 Jacksonville Jaguars, 2006-08
 Atlanta Falcons, 2009-10

Eric Williams (DB)

Pittsburgh Steelers, 1983-86
 Detroit Lions, 1987

George Williams (DT)

New York Giants, 1998-00

Mario Williams (DE)

Houston Texans, 2006-10

Perry Williams (DB)

New York Giants, 1983-94

TJ Williams (TE)

Tampa Bay Bucs, 2006

Adrian Wilson (DB)

Arizona Cardinals, 2001-10

Don Wilson (DB)

Buffalo Bills, 1984-85
 Edmonton Eskimos, 1987-89
 Toronto Argonauts, 1990-94

Nasrallah Worthen (WR)

Kansas City Chiefs, 1989-90
 Atlanta Falcons, 1991

Willie Young (DE)

Detroit Lions, 2010

Charley Young (RB)

Dallas Cowboys, 1974-76
 Ottawa Roughriders, 1978
 Atlanta Falcons, 1979

DRAFT BY SEASON**2011**

Nate Irving, LB Denver, 3

2010

Ted Larsen, C New England, 6
 Willie Young, DE Detroit, 7

2009

Andre Brown, RB NY Giants, 4
 Anthony Hill, TE Houston, 4

2008

DaJuan Morgan, S Kansas City, 3
 DeMario Pressley, DTN. Orleans, 5

2007

Tank Tyler, DT Kansas City, 3
 A.J. Davis, CB Detroit, 4
 Leroy Harris, C Tennessee, 4

2006

Mario Williams, DE Houston, 1
 Manny Lawson, LB San Francisco, 1
 John McCargo, DT Buffalo, 1
 Stephen Tulloch, LB Tennessee, 4
 Marcus Hudson, S San Francisco, 6
 T.J. Williams, TE Tampa Bay, 6

2005

Chris Colmer, OT Tampa Bay, 3
 Andre Maddox, S NY Jets, 5
 Pat Thomas, LB Jacksonville, 6

2004

Philip Rivers, QB NY Giants, 1
 Sean Locklear, OG Seattle, 3
 Jerricho Cotchery, WR NY Jets, 4

2003

Terrence Holt, S Detroit, 5
 Scott Kooistra, OT Cincinnati, 7

2002

Levar Fisher, LB Arizona, 2
 Brian Williams, DB Minnesota, 4

2001

Koren Robinson, WR Seattle, 1
 Adrian Wilson, DB Arizona, 3

2000

Lloyd Harrison, DB Washington, 3
 Tony Scott, DB NY Jets, 6

1999

Torry Holt, WR St. Louis, 1
 Jason Perry, DB San Diego, 4

1998

Carlos King, FB Pittsburgh, 4
 Alvis Whitted, WR Jacksonville, 7

1997

Rod Brown, RB Arizona, 6

1995

Dam. Covington, LB Buffalo, 3
 William Strong, DB N. Orleans, 5
 Carl Reeves, DE Chicago, 6
 Eddie Goines, WR Seattle, 6

1994

Dewayne Washington, DB Minn., 1
 Gary Downs, RB N.Y. Giants, 3
 George Hegamin, OT Dallas, 3

1993

Mike Reid, DB Philadelphia, 3
 Sebastian Savage, DB Buffalo, 5
 David Merritt, LB Miami, 7

1992

Mark Thomas, DE S. Francisco, 4
 Charles Davenport, WR Pitts., 4
 Todd Harrison, TE Chicago, 5
 Scott Adell, LB New Orleans, 12

1991

Jesse Campbell, DB Philadelphia, 2
 Mike Jones, DT Arizona, 2

Joe Johnson, DB Chicago, 4
 Fernandus Vinson, DB Cincinnati, 7
 Elijah Austin, NT Cleveland, 12

1990

Ray Agnew, DE N.England, 1
 Bobby Houston, LB Green Bay, 3

1989

Danny Peebles, WR Tampa Bay, 2
 Naz Worthen, WR Kansas City, 3

1988

Izel Jenkins, DB Phila., 11

1987

Haywood Jeffires, WR Houston, 1
 Nelson Jones, DB San Diego, 5

1986

Joe Milinichik, T Detroit, 3
 Raymond Phillips, DB Denver, 7
 Reggie Singletary, DE Phila., 12
 Rickey Isom, RB Miami, 12

1985

Frank Bush, LB Houston, 5
 Joe McIntosh, RB Detroit, 5

1983

Eric Williams, DB Pittsburgh, 6
 Perry Williams, DB N.Y. Giants, 7

1982

Mike Quick, WR Philadelphia, 1
 Robert Abraham, LB Houston, 3
 Dwight Sullivan, RB Dallas, 8
 Todd Eckerson, T Dallas, 10

1981

Bubba Green, DT Baltimore, 6
 Lin Dawson, TE N. England, 8

1980

Jim Ritcher, C Buffalo, 1
 Chris Dietrich, T Detroit, 6
 Woodrow Wilson, DB Pitt., 10
 Lee Jukes, WR Phil. 11
 Chuck Stone, G Miami, 12

1979

Ted Brown, RB Minnesota, 1
 Tim Gillespie, G N.Y. Giants, 12

1978

Johnny Evans, QB/P Cleveland, 2
 Elijah Marshall, WR Tampa Bay, 6
 Richard Carter, DB N. Orleans, 9

1976

Dave Buckley, QB N.Y. Jets, 12
 Don Buckley, WR N.Y. Jets, 12

1975

Stan Fritts, RB Cincinnati, 4
 Roland Hooks, RB Buffalo, 10
 Frank Haywood, DT Cincinnati, 14

1974

Charley Young, RB Dallas, 1
 Rick Druschel, G Pittsburgh, 6
 Willie Burden, RB Detroit, 6
 Allen Sitterle, T Pittsburgh, 7

1972

Dan Medlin, DT Oakland, 6

1971

Ed Nichols, T Chicago, 13

1970

Ron Carpenter, DT Cincinnati, 2

1969

Gerald Warren, PK St. Louis, 10
 Bobby Hall, RB Buffalo, 11
 Henry Hippias, LB Los Angeles, 16

1968

Dennis Byrd, DT Boston, 1
 Fred Combs, DB San Diego, 13
 Art McMahon, DB Boston, 15

1967

Bill Gentry, LB Atlanta, 12
 Harold Deters, PK Dallas, 12
 Charlie Noggle, HBKansas City, 16

1966 - NFL

Dave Ellis, DE Baltimore, 7
 Tony Golmont, DB St. Louis, 19

1966 - AFL

Tony Golmont, DB Buffalo, 14

1965 - NFL

Glenn Sasser, E St. Louis, 12

1965 - AFL

Glenn Sasser, E N.Y. Jets, 5

1964 - AFL

Joe Scarpati, DB Boston, 13
 Don Montgomery, E Buffalo, 19

1963 - NFL

Luther Woodruff, T Baltimore, 18

1962 - NFL

Roman Gabriel, QB L.A. Rams, 1
 Bert Wilder, T L.A. Rams, 11

1962 - AFL

Roman Gabriel, QB Oakland, 1
 Tom Dellinger, HB Buffalo, 5
 Bert Wilder, T N.Y. Titans, 14

1961 - NFL

"Hoot" Gibson, HB Chicago, 3
 Dick Reynolds, T Baltimore, 12
 Nick Maravich, T Phila., 18

1961 - AFL

Dick Reynolds, T Houston, 7

"Hoot" Gibson, HB L.A.Chargers, 7

1960 - NFL

John Lawrence, G Washington, 18

1960 - AFL

John Lawrence, G Boston, 2
 Don Stallings, T N.Y. Titans, 1
 Jim Nemeth, C N.Y. Titans, 2

1959

Bob Pepe, E N.Y. Giants, 10
 Frank Palandrini, T Cleveland, 12
 Paul Balonick, C Baltimore, 20

1958

Dick Christy, B Green Bay, 3
 Darrell Dess, T Washington, 11
 Ken Trowbridge, B Pittsburgh, 23

1957

John Szuchan, T Pittsburgh, 20

1956

Eddie West, QB Cleveland, 17

1954

Hugh Pierce, C Cleveland, 20

1953

Alex Webster, B Washington, 11

1952

Elmer Costa, G Cleveland, 4
 Tom Tofaute, C Chic. Cards, 14
 Jim O'Rourke, B Washington, 22

1950

Jim Byler, G Chic. Bears, 22

1948

Bill Stanton, E Phila., 25

1947

Howard Turner, B Chic. Bears, 5
 Paul Gibson, E Pittsburgh, 8
 George Blomquist, E Philadel, 20

1944

Mike Andrews, E Boston Yanks, 5
 Art Faircloth, B Boston Yanks, 17
 Lloyd Ott, C Chicago Cards, 30

1943

Pete Boltrek, T Pittsburgh, 11
 W.J. Gibson, E Brooklyn, 23

1940

Ed "Ty" Coon, T Brooklyn, 7
 Mike Sullivan, E Pittsburgh, 17

1938

Lou Mark, C Brooklyn, 10

1937

Dom Cara, E Boston, 10



THE LAST TIME ...

A PLAYER RUSHED FOR 100+ YARDS:

NC STATE: Toney Baker (19-116) at Florida State, 10/31/09
OPP: Ty Jones (10-108) Florida State, 10/28/10

A PLAYER RUSHED FOR 200+ YARDS:

NC STATE: Andre Brown (32-248) vs. Southern Miss, 10/29/05
OPP: Montel Harris (27-264), Boston College, 10/17/09

A PLAYER HAD A 75-YARD RUSH:

NC STATE: Ray Robinson (87) at Duke, 11/3/01
OPP: Kevin Smith (80), Central Florida, 9/1/07

A PLAYER HAD 30 CARRIES:

NC STATE: Jamelle Eugene (32-159) vs. North Carolina, 11/10/07
OPP: Ryan Williams (32-120), Virginia Tech, 11/21/09

TWO BACKS OVER 100 RUSHING YARDS, SAME GAME:

NC STATE: Tremayne Stephens (24-131) and Rod Brown (15-125) at Md, 11/5/94
OPP: Darren Evans (15-160) and Tyrod Taylor (16-121) Va. Tech, 10/2/10

A PLAYER SCORED TWO RUSHING TOUCHDOWNS:

NC STATE: Russell Wilson (2) vs. Wake Forest, 11/13/10
OPP: Christian Ponder (2), Florida State, 10/28/10

A PLAYER SCORED THREE OR MORE RUSHING TOUCHDOWNS:

NC STATE: Russell Wilson (3) vs. Florida State, 10/28/10
OPP: Darren Evans (2), Virginia Tech, 10/2/10

A QUARTERBACK RUSHED FOR 100+ YARDS:

NC STATE: Johnny Evans (126) vs. Clemson, 10/23/76
OPP: Tyrod Taylor (121), Virginia Tech, 10/2/10

100 YARDS RUSHING, 100 YARDS PASSING, BY SAME PLAYER:

NC STATE: Johnny Evans (126 rushing, 106 passing) vs. Clemson, 10/23/76
OPP: Tyrod Taylor (121 rushing, 123 passing), Va. Tech, 10/2/10

A PLAYER PASSED FOR 300+ YARDS :

NC STATE: Russell Wilson (311) vs. Maryland, 11/27/10
OPP: Danny O'Brien (417), Maryland, 11/27/10

A PLAYER PASSED FOR 400+ YARDS :

NC STATE: Philip Rivers (413) vs. Duke, 11/11/00
OPP: Danny O'Brien (417), Maryland, 11/27/10

A PLAYER PASSED FOR 500+ YARDS:

NC STATE: Shane Montgomery (535), at Duke, 11/11/89
OPP: B.J. Symons (585), Texas Tech, 9/20/03

A PLAYER PASSED FOR FOUR OR MORE TOUCHDOWNS:

NC STATE: Russell Wilson (4) vs. Western Carolina, 9/4/10
OPP: Danny O'Brien (4), Maryland, 11/27/10

A PLAYER THREW A 50+ YARD TOUCHDOWN:

NC STATE: Russell Wilson to Owen Spencer (56), vs. North Carolina, 11/28/09
OPP: Danny O'Brien to Torrey Smith (71), Maryland, 11/27/10

A PLAYER THREW FOR A 50+ YARD NON-TOUCHDOWN:

NC STATE: Russell Wilson to Owen Spencer (60) vs. W. Carolina, 9/4/10
OPP: T.J. Yates to Anthony Elzy (52), North Carolina, 11/20/10

A PLAYER HAD 30 COMPLETIONS:

NC STATE: Russell Wilson (38) vs. Boston College, 10/9/10
OPP: Danny O'Brien (33), Maryland, 11/27/10

A PLAYER HAD 40 PASSING ATTEMPTS:

NC STATE: Russell Wilson (45) vs. West Virginia, 12/28/10
OPP: Danny O'Brien (47), Maryland, 11/27/10

A PLAYER HAD 60 PASSING ATTEMPTS:

NC STATE: Russell Wilson (60) vs. Maryland, 11/27/10
OPP: B.J. Symons (63), Texas Tech, 9/20/03

A PLAYER HAD 350+ YARDS OF TOTAL OFFENSE:

NC STATE: Russell Wilson (364 yards - 311 pass, 53 rush), vs. Md, 11/27/10
OPP: Danny O'Brien (408 yards - 417 pass, 9 rush), Maryland, 11/27/10

A PLAYER HAD 100+ YARDS RECEIVING:

NC STATE: Jarvis Williams (103) vs. Virginia Tech, 10/2/10
Owen Spencer (145) vs. Virginia Tech, 10/2/10
OPP: Torrey Smith (224), Maryland, 11/27/10

A PLAYER HAD 150+ YARDS RECEIVING:

NC STATE: Owen Spencer (165), at Florida State, 10/31/09
OPP: Torrey Smith (224), Maryland, 11/27/10

A PLAYER HAD 200+ YARDS RECEIVING:

NC STATE: Donald Bowens (202) vs. Virginia, 10/27/07
OPP: Torrey Smith (224), Maryland, 11/27/10

A PLAYER HAD A 50+YARD RECEPTION:

NC STATE: Jarvis Williams (50), vs. Wake Forest 11/13/10
OPP: Torrey Smith (71), Maryland, 11/27/10

TWO PLAYERS OVER 100 RECEIVING YARDS, SAME GAME:

NC STATE: Jarvis Williams (103) and Owen Spencer (103) at VT, 10/2/10
OPP: G. Little (159) and J. Boyd (105), North Carolina, 11/28/09

A PLAYER SCORED THREE OR MORE RECEIVING TOUCHDOWNS:

NC STATE: Jarvis Williams (3), at Florida State, 10/31/09
OPP: Torrey Smith (4), Maryland, 11/27/10

A PLAYER HAD 10 RECEPTIONS IN A GAME:

NC STATE: Donald Bowens (11) vs. Virginia, 10/27/07
OPP: Torrey Smith (14), Maryland, 11/27/10

A PLAYER SCORED A TOUCHDOWN ON HIS FIRST CAREER RECEPTION:

NC STATE: Koyal George vs. Virginia, 10/27/07

AN OFFENSIVE LINEMAN SCORED A TOUCHDOWN:

NC STATE: Derek Green recovered a Wolfpack fumble at Florida State, 11/10/01

A PLAYER SCORED A TWO-POINT CONVERSION:

NC STATE: Jamelle Eugene (rec. from Russell Wilson) vs. Miami, 11/29/08
OPP: Danny Coale from Tyrod Taylor (rec.), Va. Tech, 10/2/10

A PLAYER SCORED 20 OR MORE POINTS IN A GAME:

NC STATE: T.A. McLendon (30) at Texas Tech, 9/21/02
OPP: Torrey Smith (24), Maryland, 11/27/10

A PLAYER KICKED FOUR FIELD GOALS IN A GAME:

NC STATE: Steven Hauschka (4), at Miami, 11/03/07
OPP: Casey Barth (4), North Carolina, 11/20/10

A PLAYER KICKED A 50-YARD FIELD GOAL:

NC STATE: John Deraney (54) at Southern Miss, 9/16/06
OPP: Travis Baltz (52), Maryland, 11/27/10

A PLAYER KICKED A GAME-WINNING FIELD GOAL (REGULATION):

NC STATE: Steve Videtich (35 yards, 6 seconds) vs. Maryland, 11/5/94
OPP: Obi Egekeze (20 yards, 6 seconds), Maryland, 10/25/08

A PLAYER KICKED A GAME-WINNING FIELD GOAL (OVERTIME):

NC STATE: Steven Hauschka (42 yards, 1st Overtime) at Miami, 11/3/07
OPP: N/A

A PLAYER POSTED A 50-YARD PUNT AVERAGE IN A GAME (3 punt min):

NC STATE: John Deraney (50.3 yards) vs. Richmond, 9/4/04
OPP: Ryan Plackemeier (51.2 yards), Wake Forest, 10/22/05

A PLAYER KICKED 70-YARD PUNT:

NC STATE: Austin Herbert (76 yards) vs. Connecticut, 10/11/03
OPP: Matt Dodge (70 yards), East Carolina, 9/20/07

A PLAYER HAD 100+ YARDS IN KICKOFF RETURNS:

NC STATE: T.J. Graham (100) at North Carolina, 11/20/10
OPP: Marcus Gilchrist (113), Clemson, 11/6/10

A KICKOFF WAS RETURNED FOR A TOUCHDOWN:

NC STATE: T.J. Graham (93 yards), vs. Duke, 10/10/09
OPP: David Wilson (92 yards), Virginia Tech, 10/2/10

A (NON-BLOCKED) PUNT WAS RETURNED FOR A TD:

NC STATE: T.J. Graham (87 yards) at North Carolina, 11/20/10
OPP: Willie Idlette (50 yards), Wake Forest, 9/6/03

A PLAYER HAD 15+ TACKLES:

NC STATE: Nate Irving (16), at Georgia Tech, 9/25/10
OPP: Kendall Smith (15), Florida State, 10/28/10

A PLAYER HAD 20+ TACKLES:

NC STATE: Andre Maddox (20) vs. Georgia Tech, 11/2/02
OPP: Daryl Mapp (23), North Carolina, 11/10/07

A PLAYER HAD TWO INTERCEPTIONS:

NC STATE: Brandan Bishop (2) vs. Boston College, 10/9/10
OPP: Jayron Hosley (3), Virginia Tech, 10/2/10

A PLAYER HAD 100+ YARDS IN INTERCEPTION RETURNS:

NC STATE: Marcus Hudson (100) at Duke, 11/3/01
OPP: Patrick Hinton (114), South Carolina, 10/29/88

AN INTERCEPTION WAS RETURNED FOR A TOUCHDOWN:

NC STATE: C.J. Wilson (28 yards) vs. Boston College, 10/9/10
OPP: Alex Wujciak (70 yards), Maryland, 11/7/09

A FUMBLE WAS RECOVERED FOR A TD:

NC STATE: Garland Heath recovered a snap in the endzone against UVa., 11/1/03
OPP: Duke's Adam Banks caused and rec. fumble on punt for TD, 10/10/09

A FUMBLE WAS RETURNED FOR A TD:

NC STATE: Thomas Barnes (5 yards) vs. Wofford, 9/15/07
OPP: B. Rackley (2 yards), North Carolina, 11/18/06

A PLAYER FORCED A SAFETY:

NC STATE: Terrell Manning (10 yard sack) vs. North Carolina, 11/20/10
OPP: South Florida (2) - Bad snap on punt for a safety, bad snap on 2nd down for a safety, 9/27/07

A PLAYER BLOCKED A PUNT:

NC STATE: Asa Watson vs. Georgia Tech, 9/25/10
OPP: Devin Taylor, South Carolina, 9/3/09

A PUNT WAS BLOCKED FOR A TD:

NC STATE: Colby Jackson blocked, D.J. Green recovered vs. BC, 10/9/10
OPP: Quinton Person recovered a blocked punt by Wallace Wright for UNC, 9/24/05

A PLAYER BLOCKED A FIELD GOAL:

NC STATE: Alan-Michael Cash, vs. North Carolina, 11/28/09
OPP: Chism, Maryland, 11/17/10

A FIELD GOAL WAS BLOCKED FOR A TD:

NC STATE: Lloyd Harrison returned Bobbie Cotten block 57 yds at Md, 11/21/98
OPP: Hanis Bowens blocked and returned FG 80 yards, Ark. State, 9/2/00



OPPONENTS / SERIES RECORDS



BOSTON COLLEGE

Nov. 12, 2011 • Chestnut Hill, Mass.

Quick Facts

Head Coach: Frank Spaziani
Career Record: 16-11
Record at School: 16-11
2010 Record: 7-6

Series vs. BC

Overall: 3-5
Home: 2-1
Away: 1-4

Date	St	Res	Score
11/7/36	A	W	12-7
10/30/37	A	L	3-7
11/12/05	A	L	10-30
9/23/06	H	W	17-15
9/8/07	A	L	17-37
10/4/08	H	L	31-38
10/17/09	A	L	20-52
10/9/10	H	W	44-17



CENTRAL MICHIGAN

Oct. 8, 2011 • Raleigh, N.C.

Quick Facts

Head Coach: Dan Enos
Career Record: 3-9
Record at School: 3-9
2010 Record: 3-9

First Meeting vs. CMU



CINCINNATI

Sept. 22, 2011 • Cincinnati, Ohio

Quick Facts

Head Coach: Butch Jones
Career Record: 31-21
Record at School: 4-8
2010 Record: 4-8

Series vs. UC

Overall: 1-0
Home: 1-0

Date	St	Res	Score
9/16/10	H	W	30-19



CLEMSON

Nov. 19, 2011 • Raleigh, N.C.

Quick Facts

Head Coach: Dabo Swinney
Career Record: 19-15
Record at School: 19-15
2010 Record: 6-7

Series vs. Clemson

Overall: 27-51-1
Home: 15-18-0
Away: 11-22-0
Neutral: 1-11-1

Date	St	Res	Score
11/18/99	N1	L	0-24
10/4/02	A	L	5-11
10/28/03	N2	L	0-24
11/24/04	H	W	18-0
10/25/06	N2	T	0-0
10/9/26	A	L	3-7
10/8/27	H	W	18-6
10/12/28	N3	L	0-7
10/11/29	N3	L	0-26
10/11/30	N4	L	0-27
10/10/31	N4	L	0-6

10/8/32	H	W	13-0
10/7/33	A	L	0-9
11/3/34	H	L	6-12
10/7/39	N4	L	6-25
10/5/40	N4	L	7-26
10/4/41	N4	L	6-27
10/3/42	N4	W	7-6
10/2/43	N4	L	7-19
10/7/44	N4	L	7-13
10/6/45	H	L	0-13
10/5/46	A	W	14-7
10/11/47	H	W	18-0
10/2/48	A	L	0-6
10/1/49	H	L	6-7
10/7/50	A	L	0-27
10/6/51	H	L	0-6
10/6/56	H	L	7-13
10/5/57	A	W	13-7
11/15/58	H	L	6-13
10/10/59	A	L	0-23
11/25/61	A	L	0-20
9/29/62	H	L	0-7
10/5/63	A	W	7-3
10/26/64	H	W	9-0
9/18/65	A	L	7-21
11/19/66	H	W	23-14
11/18/67	A	L	6-14
11/2/68	H	L	19-24
11/20/71	A	W	31-23
11/18/72	H	W	42-17
10/27/73	A	W	29-6
9/21/74	H	W	31-10
10/25/75	A	W	45-7
10/23/76	H	W	38-21
10/22/77	A	L	3-7
10/28/78	H	L	10-33
10/27/79	A	W	16-13
10/25/80	H	W	24-20
10/24/81	A	L	7-17
10/23/82	H	L	29-38
10/22/83	A	L	17-27
10/27/84	H	L	34-35
10/26/85	A	L	10-39
10/25/86	H	W	27-3
10/24/87	A	W	30-28
10/22/88	H	W	10-3
10/21/89	A	L	10-30
10/20/90	H	L	17-24
10/26/91	A	L	19-29
10/24/92	H	W	20-6
10/2/93	A	L	14-20
9/10/94	A	W	29-12
9/30/95	H	L	22-43
11/16/96	A	L	17-40
9/13/97	H	L	17-19
10/31/98	A	W	46-39
10/9/99	H	W	35-31
10/7/00	A	L	27-34
10/13/01	H	L	37-45
10/24/02	A	W	38-6
10/16/03	H	W	17-15
10/30/04	A	L	20-26
10/13/05	H	L	10-31
11/11/06	A	L	14-20
9/22/07	H	L	20-42
9/13/08	A	L	9-27
11/14/09	H	L	23-43
11/6/10	A	L	13-14

1- Rock Hill, S.C.; 2- Columbia, S.C.; 3- Florence, S.C.; 4- Charlotte, N.C.



FLORIDA STATE

Oct. 29, 2011 • Tallahassee, Fla.

Quick Facts

Head Coach: Jimbo Fisher
Career Record: 10-4
Record at School: 10-4
2010 Record: 10-4

Series vs. Florida State

Overall: 10-21
Home: 6-9-0
Away: 4-12-0

Date	St	Res	Score
10/25/52	H	W	13-7
11/28/53	A	L	13-23
10/16/54	H	L	7-13
9/17/55	A	L	0-7
10/13/56	H	L	0-14
10/12/57	A	W	7-0
11/16/63	A	L	0-14
11/14/64	A	L	6-28
11/13/65	H	W	3-0
9/30/67	A	W	20-10
11/16/68	H	L	7-48
11/22/69	A	L	22-33
9/19/92	H	L	13-34
11/20/93	A	L	3-62
11/19/94	H	L	3-34
9/16/95	A	L	17-77
9/19/96	H	L	17-51
11/1/97	A	L	35-48
9/12/98	H	W	24-7
9/18/99	A	L	11-42
10/28/00	H	L	14-58
11/10/01	A	W	34-28
11/23/02	H	W	17-7
11/15/03	A	L	²⁰¹⁴ 44-50
11/11/04	H	L	10-17
11/5/05	A	W	20-15
10/5/06	H	W	24-20
10/6/07	A	L	10-27
10/16/08	H	L	17-26
10/31/09	A	L	42-45
10/28/10	H	W	28-24

OPPONENT / SERIES RECORDS



GEORGIA TECH

Oct. 1, 2011 • Raleigh, N.C.

Quick Facts

Head Coach: Paul Johnson
 Career Record: 133-53
 Record at School: 26-14
 2010 Record: 6-7

Series vs. Georgia Tech

Overall: 10-17-0			
Home: 6-7-0			
Away: 4-10-0			
Neutral: 0-0-0			
Date	St	Res	Score
11/10/18	A	L	0-128
11/18/22	A	L	0-17
10/8/83	H	L	10-20
10/6/84	A	W	27-22
9/14/85	H	L	18-28
10/11/86	A	L	21-59
10/3/87	H	W	17-0
10/1/88	A	W	14-6
9/9/89	H	W	38-28
9/8/90	A	L	13-21
10/5/91	H	W	28-21
10/3/92	A	L	13-16
10/23/93	H	W	28-23
10/1/94	H	W	21-13
11/11/95	A	L	19-27
9/7/96	H	L	16-28
10/11/97	A	L	17-27
10/10/98	H	L	47-24
10/30/99	A	L	21-48
9/21/00	H	W	30-23
10/20/01	A	L	17-27
11/2/02	H	L	17-24
10/4/03	A	L	21-29
11/6/04	H	L	14-24
10/6/05	A	W	17-13
11/4/06	H	L	23-31
9/25/10	A	W	45-28



LIBERTY

Sept. 3, 2011 • Raleigh, N.C.

Quick Facts
 Head Coach: Danny Rocco
 Career Record: 40-16
 Record at School: 40-16
 2010 Record: 8-3

First Meeting vs. LU



MARYLAND

Nov. 26, 2011 • Raleigh, N.C.

Quick Facts

Head Coach: Randy Edsall
 Career Record: 65-46
 Record at School: 0-0
 2010 Record: 9-4

Series vs. Maryland

Overall: 31-32-4			
Home: 17-15-3			
Away: 13-17-1			
Neutral: 1-0-0			
Date	St	Res	Score
10/30/09	H	W	31-0
11/3/17	A	W	10-6
11/24/21	H	T	6-6
11/30/22	H	L	6-7
11/17/23	H	L	12-26
11/15/24	H	T	0-0
11/30/46	H	W	28-7
11/29/47	A	T	0-0
10/22/49	H	L	6-14
10/21/50	A	W	16-13
11/17/51	A	L	0-53
11/6/54	H	L	14-42
11/22/56	H	L	14-25
9/28/57	A	W	48-13
9/27/58	H	L	6-21
12/5/59	A	L	28-33
10/8/60	H	W	13-10
11/11/61	A	L	7-10
10/6/62	H	L	6-14
9/21/63	A	W	36-14
10/3/64	H	W	14-13
10/23/65	A	W	29-7
11/5/66	H	W	24-21
10/14/67	A	W	31-9
10/26/68	H	W	31-11
9/27/69	A	W	24-7
10/24/70	N	W	6-0
9/18/71	A	L	7-35
9/9/72	H	T	24-24
10/13/73	H	W	24-22
10/26/74	A	L	10-20

10/11/75	A	L	22-37
10/9/76	H	L	6-16
10/1/77	H	W	24-20
10/7/78	A	L	7-31
10/13/79	H	W	7-0
11/1/80	A	L	0-24
9/26/81	H	L	9-34
9/25/82	A	L	6-23
11/19/83	H	L	6-29
10/13/84	A	L	21-44
10/5/85	H	L	17-31
9/27/86	A	W	28-16
9/26/87	H	W	42-14
9/24/88	A	L	26-30
9/2/89	H	W	10-6
9/22/90	A	L	12-13
11/23/91	H	W	20-17
9/12/92	A	W	14-10
11/13/93	H	W	44-21
11/5/94	A	W	47-45
11/4/95	H	L	13-30
10/5/96	A	W	34-8
11/8/97	H	W	45-28
11/21/98	A	W	35-21
11/6/99	H	W	30-17
11/4/00	A	L	28-35
11/17/01	H	L	19-23
11/9/02	A	L	21-24
11/22/03	H	L	24-26
10/16/04	A	W	13-3
11/26/05	H	W	20-14
10/21/06	A	L	20-26
11/24/07	H	L	0-37
10/25/08	A	L	24-27
11/7/09	H	W	38-31
11/27/10	A	L	31-38



NORTH CAROLINA

Nov. 5, 2011 • Raleigh, N.C.

Quick Facts

Head Coach: Butch Davis
 Career Record: 79-43
 Record at School: 28-23
 2010 Record: 8-5

Series vs. North Carolina

Overall: 31-63-6			
Home: 13-27-4			
Away: 18-34-2			
Neutral: 0-2-0			
Date	St	Res	Score
10/12/94	A	L	0-44
10/20/94	H	L	0-16
10/12/95	A	L	0-36
10/2/97	A	L	0-40
10/15/98	A	L	0-34

10/7/99	A	L	0-34
10/28/99	H	T	11-11
10/16/01	A	L	0-39
11/19/01	H	L	0-30
11/8/02	H	T	0-0
11/16/04	A	T	6-6
11/12/05	H	T	0-0
10/23/19	H	L	12-13
10/21/20	H	W	13-3
10/20/21	H	W	7-0
10/19/22	H	L	9-14
10/18/23	H	L	0-14
10/16/24	H	L	0-10
10/15/25	H	L	0-17
10/30/26	A	L	0-12
10/29/27	H	W	19-6
11/3/28	H	T	6-6
11/2/29	A	L	0-32
11/7/30	A	L	6-13
10/31/31	H	L	15-18
10/29/32	A	L	0-13
11/4/33	H	L	0-6
10/27/34	A	T	7-7
11/2/35	H	L	6-35
10/31/36	A	L	6-21
10/2/37	H	L	0-20
10/1/38	H	L	0-21
11/4/39	A	L	0-17
10/19/40	H	L	7-13
11/1/41	A	W	13-7
10/31/42	H	W	21-14
10/30/43	A	L	13-27
11/8/47	A	L	6-41
10/16/48	A	L	0-14
9/24/49	A	L	6-26
9/23/50	A	L	7-13
9/22/51	A	L	0-21
9/26/53	A	L	7-29
9/25/54	H	L	6-20
10/1/55	H	L	18-25
9/22/56	A	W	26-6
9/21/57	A	W	7-0
9/20/58	A	W	21-14
10/3/59	A	L	12-20
9/24/60	A	W	3-0
9/30/61	A	L	22-27
9/22/62	A	W	7-6
10/19/63	A	L	10-31
9/19/64	A	W	14-13
10/9/65	H	L	7-10
9/24/66	A	L	7-10
9/16/67	H	W	13-7
9/21/68	A	W	38-6
9/30/69	H	W	10-3
9/19/70	A	L	0-19
10/2/71	H	L	7-27
9/23/72	A	L	33-34
10/6/73	H	W	28-26
10/19/74	A	L	14-33
10/18/75	H	W	21-20
10/16/76	A	W	21-13
10/15/77	H	L	14-27
10/21/78	A	W	34-7
10/20/79	H	L	21-35
10/18/80	A	L	8-28
10/17/81	H	L	10-21
10/16/82	A	L	9-41
10/15/83	H	L	14-42
10/20/84	A	L	21-28
10/19/85	H	L	14-21
10/18/86	A	W	35-34



OPPONENT / SERIES RECORDS

10/17/87	H	L	14-17
10/15/88	A	W	48-3
9/23/89	H	W	40-6
9/29/90	A	W	12-9
9/28/91	H	W	24-7
9/26/92	A	W	27-20
9/25/93	H	L	14-35
10/29/94	A	L	31-17
11/24/95	H	L	28-30
11/2/96	A	L	20-52
10/18/97	H	L	7-20
11/28/98	N	L	OT 34-37
11/11/99	N	L	6-10
10/14/00	A	W	38-20
9/29/01	H	L	9-17
10/12/02	A	W	34-17
9/27/03	H	W	47-34
10/9/04	A	L	24-30
9/24/05	H	L	24-31
11/18/06	A	L	9-23
11/20/07	H	W	31-27
11/22/08	A	W	41-10
11/28/09	H	W	28-27
11/20/10	A	W	29-25

N - @ Ericsson Stadium, Charlotte, N.C.



SOUTH ALABAMA

Sept. 17, 2011 • Raleigh, N.C.

Quick Facts

Head Coach: Joey Jones
 Career Record: 20-7
 Record at School: 17-0
 2010 Record: 10-0

First Meeting vs. USA



VIRGINIA

Oct. 22, 2011 • Charlottesville, Va.

Quick Facts

Head Coach: Mike London
 Career Record: 28-13
 Record at School: 4-8

2010 Record: 4-8

Series vs. Virginia

Overall: 33-21-1

Home: 16-8-0

Away: 14-12-1

Neutral: 3-1-0

Date	St	Res	Score
------	----	-----	-------

10/15/04	A	L	0-5
10/7/05	A	L	0-10
10/6/06	A	T	0-0
11/28/07	N1	W	10-4
10/31/08	N1	L	0-6
9/30/44	N1	W	13-0
9/29/45	A	L	6-26
11/16/46	H	W	27-7
11/22/47	A	W	7-2
11/6/48	H	L	14-21
10/4/58	A	W	26-14
10/1/60	H	W	26-7
10/7/61	A	W	21-14
11/17/62	H	W	24-12
11/2/63	N1	W	15-9
10/24/64	A	W	24-15
10/30/65	A	W	13-0
10/29/66	H	W	42-21
11/4/67	A	W	30-8
10/19/68	H	W	19-0
10/18/69	A	W	31-0
11/7/70	H	W	21-16
10/30/71	H	L	10-14
11/4/72	A	W	35-14
9/15/73	H	W	43-23
10/12/74	A	W	22-21
9/10/77	H	W	14-0
11/25/78	A	W	24-21
9/15/79	H	W	31-27
9/20/80	A	W	27-13
10/3/81	H	W	30-24
10/2/82	A	W	16-13
9/24/83	H	L	14-26
11/10/84	A	L	0-45
11/9/85	H	W	23-22
11/8/86	A	L	16-20
11/21/87	H	L	31-34
11/5/88	A	L	14-19
11/4/89	H	L	9-20
10/13/90	A	L	0-31
11/9/91	H	L	10-42
11/7/92	A	W	31-7
10/30/93	H	W	34-29
11/25/94	A	W	30-27
9/9/95	H	L	24-29
10/19/96	A	L	14-62
11/15/97	H	W	31-24
10/24/98	A	L	13-23
10/16/99	H	L	26-47
11/18/00	A	L	17-24
10/27/01	H	W	24-0
11/16/02	A	L	9-14
11/1/03	H	W	51-37
10/28/06	A	L	7-14
10/27/07	H	W	29-24



WAKE FOREST

Sept. 10, 2011 • Winston-Salem, N.C.

Quick Facts

Head Coach: Jim Grobe
 Career Record: 95-92-1
 Record at School: 62-60
 2010 Record: 3-9

Series vs. Wake Forest

Overall: 62-36-6

Home: 41-21-5

Away: 21-15-1

Date	St	Res	Score
------	----	-----	-------

10/19/95	H	T	4-4
9/30/08	A	W	76-0
11/21/08	A	W	25-0
11/19/10	H	W	28-3
11/18/11	H	W	13-6
11/2/12	A	W	12-0
11/1/13	H	W	37-0
10/3/14	H	W	51-0
10/16/15	H	W	7-0
10/19/16	H	W	6-0
10/18/17	H	W	17-6
10/15/18	H	L	0-21
11/27/19	H	W	21-7
11/25/20	H	W	49-7
11/19/21	H	W	14-0
11/25/22	A	W	32-0
11/24/23	H	L	0-14
11/22/24	H	L	0-12
11/14/25	H	W	6-0
11/29/26	H	W	7-3
10/13/27	H	W	30-7
10/18/28	H	W	37-0
10/17/29	H	W	8-6
10/16/30	H	L	0-7
10/16/31	H	L	0-6
10/15/32	H	T	0-0
10/21/33	H	T	0-0
10/6/34	H	L	12-13
10/12/35	H	W	21-6
10/3/36	H	L	0-9
10/23/37	A	W	20-0
10/15/38	H	W	19-7
10/14/39	H	L	0-32
11/9/40	H	L	14-20
10/18/41	H	L	0-7
10/17/42	H	T	0-0
10/16/43	H	L	6-54
10/21/44	H	L	7-21
10/20/45	H	L	18-19
10/19/46	A	W	14-6
11/15/47	H	W	20-0
10/30/48	A	L	13-34

11/12/49	H	W	27-14
11/18/50	A	T	6-6
9/29/51	H	L	6-21
11/1/52	A	L	6-21
10/17/53	H	L	7-20
10/2/54	A	L	0-26
10/15/55	H	T	13-13
11/3/56	A	L	0-13
11/2/57	H	W	19-0
10/11/58	A	L	7-13
10/17/59	H	L	14-17
11/5/60	A	W	14-12
10/21/61	H	W	7-0
11/22/62	A	W	27-3
11/22/63	H	W	42-0
11/20/64	A	L	13-27
9/25/65	H	W	13-11
10/1/66	A	W	15-12
10/21/67	H	W	24-7
9/14/68	A	W	10-6
9/13/69	H	L	21-22
11/14/70	A	L	13-16
10/9/71	H	W	21-14
10/14/72	A	W	42-13
11/24/73	H	W	52-13
9/7/74	A	W	33-15
9/13/75	H	L	22-30
9/11/76	A	L	18-20
9/24/77	H	W	41-14
9/30/78	A	W	34-10
9/29/79	H	W	17-14
9/27/80	H	L	7-27
9/12/81	A	W	28-23
9/18/82	H	W	30-0
10/1/83	A	W	38-15
9/22/84	H	L	15-24
9/21/85	A	W	20-17
9/20/86	H	W	42-38
9/19/87	A	L	3-21
9/17/88	H	W	14-6
9/16/89	A	W	27-17
9/15/90	H	W	20-15
9/21/91	A	W	30-3
11/21/92	H	W	42-14
9/11/93	A	W	34-16
10/15/94	H	W	34-3
11/18/95	A	W	52-23
11/23/96	H	W	37-22
9/25/97	A	L	18-19
11/7/98	H	W	38-27
9/25/99	A	L	7-31
11/25/00	H	W	32-14
10/6/01	A	W	17-14
9/14/02	H	W	32-13
9/6/03	A	L	24-38
10/2/04	H	W	OT 27-21
10/22/05	A	L	19-27
10/14/06	H	L	23-25
11/17/07	A	L	18-38
11/15/08	H	W	21-17
10/3/09	A	L	24-30
11/13/10	H	W	38-3

DR. WILLIAM R. "RANDY" WOODSON



CHANCELLOR

Dr. William R. "Randy" Woodson was named the 14th chancellor of North Carolina State University on Friday, Jan 8, 2010.

Woodson arrived at NC State from Purdue University, where he served as executive vice president for academic affairs and provost. He took on the role of provost in May 2008, after serving nearly four years as the Glenn W. Sample Dean of Agriculture. Prior to that, Woodson was the associate dean of agriculture and director of the Office of Agricultural Research Programs at Purdue from 1998 to 2004.

Woodson's career has been shaped by the land-grant university system, as he has received BS, MS, and PhD degrees in horticulture from the University of Arkansas and Cornell University, respectively. He joined the Purdue faculty in 1985 as a professor in the Department of Horticulture after beginning his academic career at Louisiana State University in 1983.

Prior to his administrative appointments, Woodson served as head of the Department of Horticulture and Landscape Architecture at Purdue and was a visiting scholar at the École Nationale Supérieure Agronomique de Toulouse, France.

Woodson and his research group

contributed a substantial body of knowledge to the field of plant science, which is published in over 100 journal articles and book chapters. His research focuses on the biochemical and molecular basis of plant senescence and the role of the plant hormone ethylene in these processes. This research spans the gap between basic plant biochemistry and molecular biology to the application of this knowledge in the field of horticulture.

Discoveries in Woodson's program led to the development of molecular approaches to improve post-harvest storage and shipping of horticultural products, increasing the useful life for the consumer. His research has been featured in stories published in BusinessWeek, The Futurist, and Discover.

Woodson has received a number of professional honors during his career, including the Purdue University Agriculture Research Award, the American Society for Horticultural Science Outstanding Researcher Career Award, and the B.Y. Morrison Medal from the USDA-Agricultural Research Service. He is a fellow of the American Society for Horticultural Science.

Woodson and his wife, Susan, have three children.

**LOCALLY RESPONSIVE
GLOBALLY ENGAGED**

W. Randolph Woodson was installed as North Carolina State University's 14th chancellor in a ceremony held Tuesday, Oct. 26, 2010 at NC State's Reynolds Coliseum. The ceremony, with the theme of "Locally responsive. Globally engaged," highlights more than a week of celebrations, symposia and activities to honor the new chancellor.

In his remarks, Chancellor Woodson promised that NC State would continue to do all it could to ensure that faculty and students are increasingly successful in their efforts, both in the classroom and beyond; to continue to engage our economic and research partners, in order to support North Carolina's economic development and well-being; and strive to cast itself as one university with a breadth of experience and expertise that is widespread across its Colleges and many disciplines.



DEBORAH A. YOW



DIRECTOR OF ATHLETICS

When she was named NC State's director of athletics on June 25, 2010, by Chancellor Randy Woodson, Debbie Yow laid out a comprehensive and energized vision for the future of the department, which she calls "Wolfpack Unlimited."

- Yow's expectations are clear and concise:
- Every sport with a full complement of scholarships should be among the nation's top 25, working towards the top 10 and competing for conference and national championships.
 - Every student-athlete should be given the opportunity and resources to be as successful in the classroom as on the field of competition.
 - Every alumnus and supporter should be treated as a valued customer, with dedicated service resources from athletics department personnel.

In her first year on the job, Yow has made significant changes to the structure and branding of the athletics department. She's hired three new head coaches: men's basketball coach Mark Gottfried, men's soccer coach Kelly Findley and men's and women's swimming coach Braden Holloway, a former NC State swimmer. She brought in Bob Alejo to serve as the director of the strength and conditioning programs for all student-athletes.

Senior administration has been geared to oversee the implementation of her vision for the Wolfpack's future success. She has also helped change the face of NC State athletics with overall improvements and upgrades to administrative and competition facilities on campus.

She has embraced the school's longstanding traditions, returning a live mascot to the sidelines for football games and rebranding the school's identity by putting "State" on

the front of most uniforms.

Yow has made it clear to her coaches and staff that they will be given the resources they need to be competitive at the highest level of college athletics. She has also made clear her expectations for all 23 varsity programs at the school.

In just her first year, the Wolfpack has made significant improvements. The school moved up 22 points in the Director's Cup standings, a compilation of accomplishments for all NCAA varsity sports. And it set a school record with 213 student-athletes on the ACC Academic Honor Roll.

Hardly unfamiliar to Wolfpack fans, the native of Gibsonville, N.C., has been deeply connected to NC State since her youth.

Later, she watched her older sister, Kay, become the first full-time women's coach in the state of North Carolina. Her first all-star, and the first women's All-American in NC State history, was the youngest of the Yow sisters, Susan.

For the next 34 years, Kay Yow served primarily as the Wolfpack women's basketball coach, winning four ACC championships during her Naismith Memorial Basketball Hall of Fame career. Debbie Yow faced her sister as an opposing coach and opposing administrator.

Debbie Yow followed in Kay's footsteps, first as a high school coach at Burlington's Williams High School and Gibsonville's Eastern Guilford High before becoming the women's basketball coach at the University of Kentucky in 1976. She also served as the head coach at Oral Roberts and Florida, before switching career paths to become an administrator, at both Florida and UNC Greensboro. In 1989, she was named the athletics director at Saint Louis, where she hired Charlie Spoonhour as men's basketball coach. Spoonhour was named ESPN National Coach of the Year in 1994.

She moved to the University of Maryland in 1994 and in 2000 selected Ralph Friedgen as football coach. Friedgen was named consensus National Coach of the Year in 2001 after leading the Terps to the ACC championship and an appearance in the Orange Bowl. In 2006, she brought in Brenda Frese, the 2002 Big Ten and AP National Coach of the Year, to guide the Terrapin women's basketball program. In 2006, Frese led Maryland to the NCAA championship.

Under her leadership, Maryland's 27 varsity programs won a remarkable 20 national championships and consistently graduated student-athletes, including an all-time high federal graduation rate of 80 percent in her final year at the school.

Since arriving at NC State, Yow has significantly increased the overall athletics department's budget to \$56.6 million for operations and scholarships. She oversees a department that includes approximately 185 full-time staff and 525 student-athletes.

Yow has served as president of the National Association of Collegiate Directors of Athletics and the national Division I-A Athletic Directors Association. She is a member of the National Football Foundation board of directors, as well as the USA Football board of directors and has served on the NCAA Division I Men's Basketball Academic Enhancement Committee, as well as having represented the ACC on the NCAA Management Council.

Both *Street and Smith's Sports Business Journal* and the *Chronicle of Higher Education* have cited Yow as being one of the 20 most influential people in college athletics. She was selected to serve on the President's U.S. Department of Education's Commission on Opportunities in Athletics to review the status of Federal Title IX regulations. She earlier served as the chair of the Atlantic Coast Conference Committee on Television, which is charged with overseeing the league's TV contracts and other related broadcast issues. She has been inducted into the North Carolina Sports Hall of Fame.

Yow has written numerous articles and books on athletics management and human behavior. She holds a bachelor's degree from Elon University and a master's degree from Liberty University. She also has been awarded honorary doctorates for professional achievement from Elon, Liberty and the United States Sports Academy.

She has been married to Dr. William W. Bowden since 1983.





MEDIA INFORMATION

CREDENTIALS

Credentials for NC State home games are issued for working media only. Credentials will be mailed if time permits or will be left at the press will-call at Gate 5 on the Trinity Road side of the Murphy Center at Carter-Finley Stadium.

Requests should be made in writing to Assistant Athletics Director for Media Relations Annabelle Myers at annabelle_myers@ncsu.edu

PRACTICE

NC State football practices may be open to **photographers only** for the first 20 minutes upon request, but **you must contact the Media Relations Office if you plan to attend**. If media members wish to conduct brief interviews with Coach O'Brien or players following practice, they should check with the media relations staff to find out what time practice will conclude.

INTERVIEW POLICIES

Monday Media Conference

Coach O'Brien will play host to a weekly media conference on Mondays at 1:30 p.m. in the Murphy Center Media Room. Two Wolfpack players (one offense, one defense) will also be in attendance. Coach O'Brien will visit with electronic media for approximately 20 minutes, while the players meet with the print media.

The media conference may also be accessed by appropriate media outlets via teleconference. Please call the Media Relations Office to obtain the number.

Post-Practice Interviews

Interviews will be conducted only after all practice and conditioning work is completed. The media is encouraged to attempt to schedule player interviews earlier in the day. Only brief player interviews will be allowed after practice. Players are available following practice on Tuesday and Wednesday, and Coach O'Brien is available on Thursday.

Postgame Interviews

Following a brief cooling-off period, Coach O'Brien will be brought to the Murphy Center Media Room.

Requests for players will be collected in the press box, mid-way through the fourth quarter. A representative from the Media Relations Office will also collect requests from the on-field media near the end of the game. Those players will be brought to the media room following O'Brien's session.

INJURY REPORTS

If a player is injured during the course of a game, an announcement will be made in the press box regarding the type of injury and if the player is expected to return to the game.

Coach O'Brien will give an update on any injuries at his Monday afternoon press conference and the Media Relations Office will send out an updated injury report via the ACC office on Thursday evenings. **There will be no other updates on injuries during the week.**

GAME DAY SERVICES

Press Box - The NC State press box is located in Vaughn Towers on the west side of Carter-Finley Stadium.

Press Parking - Press parking is located in the Fairgrounds Lot, closest to Gate B.

Media Services - Complete individual and team statistics, running play-by-play and post-game coaches' quotes and notes are provided for all working media. Complete game books will also be delivered to the postgame interview area. A pregame meal is also available for the media approximately 90 minutes before kickoff.

A fax machine will also be available for filing. Writers needing items faxed should contact a member of the media relations staff prior to the game.

Photographers - Phones line and wireless access for filing will be available in Vaughn Towers.

To gain field access, photographers must also wear an armband. Armbands may be picked up 90 minutes prior to kickoff in the media area of Vaughn Towers. In accordance with NCAA and Atlantic Coast Conference rules, photographers will not be allowed between the 25-yard lines. Only **WORKING** photographers will be allowed on the field during the game. A media relations representative will be on the field at all times to assist the photographers with any needs they may have.

IMPORTANT DATES

Team Reports	Aug. 1
First practice	Aug. 2
First day in full pads	Aug. 6
Media Day / Meet the Pack	Aug. 13
Classes begin	Aug. 17

HOW TO GET TO CARTER-FINLEY STADIUM / MURPHY CENTER

From the west (airport): Take 1-40 to the Wade Avenue exit; Take the first exit off of Wade on Edwards Mill Road. Turn right on Edwards Mill and then turn left at the light on Trinity Road. The stadium and the operations center are on your left.

From the east: Take 1-40 west to the Carter-Finley Stadium exit.

ACC MEDIA SERVICES

WEEKLY COACHES TELECONFERENCE

The 12 ACC football coaches will be featured on a weekly teleconference each Wednesday from 10:30 a.m., to 12:30 p.m., (8/31 - 11/22). Audio files of the teleconference are available at theacc.com shortly after its conclusion.

ACC Football Coaches Teleconference

Frank Spaziani, Boston College	10:30 am
Dabo Swinney, Clemson.....	10:40 am
Frank Beamer, Virginia Tech.....	10:50 am
Jimbo Fisher, Florida State.....	11:00 am
Paul Johnson, Georgia Tech.....	11:10 am
Randy Edsall, Maryland.....	11:20 am
Jim Grobe, Wake Forest.....	11:30 am
Butch Davis, North Carolina.....	11:40 am
Tom O'Brien, NC State.....	11:50 am
Mike London, Virginia.....	12:00 pm
David Cutcliffe, Duke.....	12:10 pm
Al Golden, Miami.....	12:20 am

Media Phone Number: 913-312-1514

GETTING IN TOUCH

Media Relations Phone: (919) 515-2102
Media Relations Fax: (919) 515-3624
Media Relations Mailing Address: Box 8502, Raleigh, NC 27695-8502
Delivery/Overnight Address: Weisiger-Brown Athletic Facility, 2500 Warren Carroll Dr., Raleigh, NC 27695

PHONE LINES

The press box will be equipped with a limited number of pool telephones, but wireless access will be available. To request a specific line for your media outlet, please provide the following information with your request:

(Please note that you will be billed directly from AT&T for the service(s) that you order. Also, should the AT&T Technician require the assistance of Communication Technologies personnel or use of Communication Technologies facilities or materials, an additional bill will be sent for time and materials from the Communications Technologies Office at NC State University.

1. Your name and company's name.
2. Your billing address and contact number
3. Include the following building Location information on your request: Vaughn Towers - SLA 325 4600 Trinity Road / Carter Finley Press Box - SLA 325 (bldg 135) 4600 Trinity Road
4. The number of telephone lines requesting to be installed
5. Type of service you will need? Please include long distance carrier.
Phone lines - allow 7-10 business days, excluding the day the order was emailed; DSL or ISDN service - a minimum of 10 business days is required. Advise if you need a modem or router; select static or dynamic ip's; select speed needed. Also, advise if you want AT&T to connect the ADSL service.
6. On-site contact name and number.
7. Please include the connection and disconnect dates.
8. Email request to: Connie Fuller, AT&T CF0906@att.com (1-800-544-0589)
CC: Trish Palmer, NC State Com Tech trish_palmer@ncsu.edu (919-515-0132)
Brandon Yopp, NC State Media Relations brandon_yopp@ncsu.edu (919-513-8195).

MEDIA RELATIONS STAFF

Annabelle Myers
Assistant AD for Media Relations
Office: (919) 515-1181
Home: (919) 803-8024
Cell: (919) 819-8302
email: annabelle_myers@ncsu.edu

Brandon Yopp
Assistant Director
Office: (919) 513-8195
Cell: (919) 819-1826