

WOLFPACK FOOTBALL



Belk Bowl
NC STATE vs. LOUISVILLE



DECEMBER 27, 2011 • 8:00 PM
CHARLOTTE, NORTH CAROLINA • BANK OF AMERICA STADIUM



Mikel Overgaard, OT

George Bryan, TE

Jay Smith, WR

Jeff Rieskamp, DE

Dwayne Maddox, LB

Curtis Underwood, HB



TABLE OF CONTENTS / QUICK FACTS

TABLE OF CONTENTS

Media Information	2	Game Summaries	56
Schedule of Events	2	Game-by-Game Team Stats	51
The 2011 Wolfpack		Game-by-Game Individual Stats	52
Coaching Staff	43	Participation	54
Depth Chart	18	Results	48
Head Coach Tom O'Brien	39	Starters	50
Noting the Pack	6	Superlatives	55
Player Bios	19	The Last Time It Happened	81
Pronunciation Guide	18	NC State Bowl History	
Rosters	16	Bowl Reviews	65
The Season in Review		Bowl Records	79
ACC Stats	62	NC State University	
Final Team Stats	48	This is NC State	83
Final Individual Stats	48	University Administration	84

CREDITS

Written and edited by Annabelle Myers and Brian Reinhardt of the NC State Athletics Media Relations Office.
 Front Cover Photos: Jed Gammon
 Back Cover Photos: Jed Gammon, Jack Tarr, Peyton Williams
 Inside Covers and Interior Photos: Gene Galin, Jed Gammon, Jack Tarr, Peyton Williams



Cornerback David Amerson: First-team Walter Camp All-American, Jack Tatum Award Winner, Thorpe Award Finalist, National Leader in Interceptions

NC STATE QUICK FACTS

Location: Raleigh, NC
 Year Founded: 1887
 Enrollment: 34,376
 Conference Affiliation: ACC (Atlantic Coast)
 Nickname: Wolfpack
 Colors: Red (PMS-186) and White
 Mascots: Mr. and Ms. Wuf
 Stadium: Carter-Finley Stadium (57,583)
 Chancellor: Dr. William R. "Randy" Woodson
 Director of Athletics: Deborah A. Yow

THE COACHING STAFF

Head Coach: Tom O'Brien
 Alma Mater: Navy '71
 Overall Record (15th year): 107-75 (.588)
 At NC State (5th year): 32-30 (.516)
 In Bowl Games: 7-2 (.778)*

**In addition, BC won the 2006 Meineke Car Care Bowl after O'Brien had taken the job at NC State*

ASSISTANT COACHES

Defensive Coordinator: Mike Archer (Miami '76)
 Offensive Coord./WR/QB: Dana Bible (Cincinnati '82)
 Tight Ends: Don Horton (Wittenberg '82)
 Offensive Line: Jim Bridge (Wittenberg '92)
 Linebackers: Jon Tenuta (Virginia '82)
 Special Teams/Recruit: Jerry Petercuskie (BC '75)
 Running Backs: Everette Sands (The Citadel '93)
 Defensive Backs: Mike Reed (Boston College '94)
 Defensive Line: Keith Willis (Northeastern '88)

NC STATE IN BOWL GAMES

Overall: 13-11-1 (.540)
 First Bowl Game: 1947 Gator Bowl
 Oklahoma 34, NC State 13
 Last Bowl Game: 2010 Champs Sports Bowl
 NC State 23, ²²West Virginia 7

NC STATE FOOTBALL HISTORY

First Year of Football: 1892
 Overall Record (since 1892): 550-536-55 (.506)
 In ACC Play: 204-191-4 (.514)
 2011 Season Record: 7-5 (.583)
 2011 ACC Record: 4-4 (.500)
 2011 Home Record: 6-1 (.857)
 2011 Road Record: 1-4 (.200)

NC State vs. Louisville

Series Record: 0-3 (.000)
 In Raleigh: 0-1 (.000)
 In Louisville: 0-2 (.000)



#GoPack Twitter Talk



@PackFootball vs. @UofLFootball

December 27, 2011 • 8:00 p.m. • ESPN
Bank of America Stadium (73,778) • Charlotte, N.C.



#LookingBack

- State won 5 of its final 7 games to qualify for the Belk Bowl, after starting the season 2-3. **#DontCallItAComeback**
- State went 3-1 in November and is now 13-7 in that month under coach Tom O'Brien. **#NovemberToRemember**
- State was trailing Maryland 41-14 early in the fourth quarter, before scoring 42 unanswered. **#StoneColdStunner**
- The comeback was the biggest in school history, and 2nd highest in an ACC game ever. **#InstantClassic**

#LookingAhead

- The Belk Bowl marks the 11th time in the last 13 years that O'Brien's team has qualified for a bowl. **#TomO'Bowling**
- O'Brien is 7-2 all-time in bowl games. **#Winning**
- NC State will be making its 26th bowl appearance, and the third in O'Brien's five seasons. **#AwayForHolidays**
- Six of the Pack's last 8 bowl appearances have been against teams from the Big East (or with Big East tie-ins). **#DejaVu**

Follow the Pack



Online: GoPack.com



Twitter: [@PackFootball](https://twitter.com/PackFootball)



Facebook: facebook.com/ncstateathletics



YouTube: youtube.com/ncstateathletics

#TweenAboutIt

- State's defense gave up 412.2 yards in the first 6 games, but just 291.7 yards in the final 6 contests. **#GettingHealthy**
- State has been outscored 174-139 in the 1st half, but has outscored the opponent 197-123 in the 2nd. **#Adjustments**
- David Amerson was 1 of 3 finalists for the Thorpe Award, named a Walter Camp All-American, and won the Jack Tatum Award. **#NationalRecognition**
- Amerson is the national leader in interceptions with 11, four more than any FBS player. **#PickOffArtist**
- Amerson has more INTs than 63 FBS teams. **#BallHawk**
- QB Mike Glennon has thrown 28 TD passes this season, the third-best mark in school history. **#8for6**
- T.J. Graham is now the ACC career record-holder in kickoff return yards (3,090). **#SpeedDemon**
- State leads the nation in team INTs with 24, setting a new school record as well. **#Thievery**
- State ranks 3rd nationally in fewest yards penalized per game (32.75). **#NotCheating**
- State is 7-0 when forcing 3 or more turnovers, but 0-5 when causing 2 or less. **#MiscueAdvantage**
- State is only FBS team to start a true freshman at placekicker, punter and snapper. **#YoungGuns**
- 17 Pack players already have earned their degree from NC State. **#ChampionsInTheClassroom**
- In the 12 games this season, State's defense has started eight different combinations. **#SteppingUp**



MEDIA INFORMATION

MEDIA COVERAGE

MEDIA CONTACTS

NC STATE Annabelle Myers
 Phone: 919.515.1181
 Email: annabelle_myers@ncsu.edu
 Website: GoPack.com

LOUISVILLE Rocco Gasparro
 Phone: 502.852.0102
 Email: rocco.gasparro@louisville.edu
 Website: uoflsports.com

BELK BOWL Frank Kay
 Phone: 704.378.4400
 Email: fkay@raycomsports.com
 Website: Belkbowl.com

MEDIA HOTEL

Marriott City Center, 100 West Trade St.,
 Charlotte, NC 28202

BROADCAST INFORMATION

TELEVISION *ESPN*
 Announcers: Bob Wischusen, Play-by-Play
 Brian Griese, Analyst
 Shannon Spake, Sidelines

NATIONAL RADIO *Touchdown Radio*
 Announcers: Gino Toretta, Play by Play
 Frank Frangie, Analyst
 Roxy Bernstein, Sidelines

NC STATE RADIO *Wolfpack Capitol Sports*
 Flagship: WRAL-FM, Mix 101.5
 Raleigh

Announcers: Gary Hahn, Play-by-Play
 Johnny Evans, Analyst
 Tony Haynes, Sidelines

MEDIA INFORMATION

Credential Pick Up

Parking passes will be mailed, but no credentials will be. Credentials may be picked up in the Hospitality Room at the Marriott Charlotte Center City beginning the evening of Sunday, Dec. 25th. No credentials are needed for official bowl events except for the game. Credentials will also be available for pick up at the official bowl events.

Credentials will be available at the Media Will Call window at the Southwest entrance to Bank of America Stadium beginning at 5:00 p.m. on 12/27. All media must enter here.

Special requests should be directed to Frank Kay or each team's SID.

MEDIA HOSPITALITY ROOM HOURS

-Marriott Charlotte Center City

DATE	OPEN	CLOSE
Sun., Dec. 25	8 p.m.	11 p.m.*
Mon., Dec. 26	7 a.m. 12 noon	8:30 a.m. 11 p.m.*
Tues., Dec. 27	7 a.m. 11:30 p.m	2 p.m. TBD

*- hours may change based on media need

Game day at Bank of America Stadium

Internet/ Phone Lines: There will be a limited number of long distance-restricted phone lines made available to the media in the work area of the Press Box. To order your own dedicated line, please contact Judy Clark of AT&T at (704) 733-1469 or at jc0299@att.com.

The press box has free wireless internet access.

Frequency Coordination: To insure all RF users have a clean signal we are implementing a frequency coordination program. All wireless equipment frequencies should be directly reported/requested through the coordinator. All unauthorized RF devices will not be permitted in the stadium. Contact information below.

Frequency Coordinator:
 Stu Albert (704-348-7115) or gdcpanthers@nfl.com

NC STATE TEAM INFORMATION

TEAM TRAVEL

The Wolfpack team will travel together to Charlotte via bus on the afternoon of December 22.

TEAM HOTEL

NC State's Belk Bowl headquarters will be the Westin Charlotte, 601 S. College St., Charlotte, NC 28202

NC STATE MEDIA RELATIONS STAFF

Assistant Media Relations Director Brian Reinhardt will arrive in Orlando on December 22 and Assistant Athletic Director for Media Relations Annabelle Myers will arrive on Dec. 25. Both can be reached at the team hotel or via cell phone at 919-819-8302 (Myers), 919-819-8317 (Reinhardt).

NC STATE PRACTICES

The Wolfpack will practice on December 23-25 at Charlotte Country Day (1440 Carmel Rd, Charlotte, NC 28226). Media availability will follow practices on the 23rd and 24th. Please contact Reinhardt for daily practice schedules.

INTERVIEWS/PHOTOS WITH NC STATE PLAYERS/ COACHES

Cameras will have 20 minutes to shoot video/still photos at the beginning of each practice session. Media may return following practice for interviews.

POSTGAME INTERVIEWS

The NC State locker room is closed to the media following the game. Coach O'Brien and selected players will be brought to the interview room. Other requested players will be brought to an interview area following a cooling-off period.

SCHEDULE OF EVENTS/MEDIA OPPORTUNITIES

Please contact Brian Reinhardt (919-819-8317) or Annabelle Myers (919-819-8302) daily for updated practice times.

Thursday, December 22

1 p.m. Arrival in Charlotte (time is approximate)
 9:30 p.m. Belk Shopping Spree

Friday, December 23

11:15 a.m. Charlotte Motor Speedway (or Levine Children's Hospital in case of rain)
 3 p.m. Practice at Charlotte Country Day
 6 p.m. Players Reception at Strike City

Saturday, December 24

9:30 a.m. Visit to Levine Children's Hospital
 1 p.m. Practice at Charlotte Country Day

Sunday, December 25

2:16 p.m. Practice at Charlotte Country Day (no media)
 TBD Team Christmas Dinner (closed to media)

Monday, December 26

9:30 a.m. Media Day at Fuel Pizza - Shops on the Green
 Noon Team walk-through at Bank of America Stadium (closed)

Tuesday, December 27

8 p.m. Kickoff of 2011 Belk Bowl



NOTING THE PACK

C.J. Wilson and Earl Wolff are graduating in December after just three-and-a-half years.



CHAMPIONS IN THE CLASSROOM

When the Pack takes the field against Louisville in the Belk Bowl, 17 members of the squad will already have their NC State degrees. In addition to the five players who graduated prior the 2011 campaign (Wayne Crawford, Mike Glennon, Steven Howard, Daniel Imhoff and Markus Kuhn), a dozen more players will graduate in December.

In the last eight graduation ceremonies at NC State, 70 members of the football team have earned their degrees.

The Wolfpack's group of postgraduates includes 12 players who have started multiple games in their careers and both team captains from 2011. Two members of the Wolfpack secondary, starting cornerback C.J. Wilson and starting safety Earl Wolff, are both earning their degrees after just three-and-a-half years.

Here's a look at the Pack's most recent graduates:

- | | | |
|-------------------|----------------------|---------------------|
| Ben Areno, WR | Zach Powell, DB | George Bryan, TE |
| Jeff Rieskamp, DE | Justin Byers, CB | J.R. Sweezy, DT |
| Audie Cole, LB | Curtis Underwood, HB | David Hyde, FB C.J. |
| Wilson, CB | Dwayne Maddox, LB | Earl Wolff, S |

CHAMPIONS IN THE COMMUNITY

When it comes to being "Champions in the Community," the Wolfpack football team practices what it preaches. In the past year, the team and individuals have helped people throughout the local community and across the country.

Tom O'Brien is on the national board of the Marine Corps' Toys for Tots program and has brought his passion for that cause to his team. A highlight of the last four years has been the shopping trip when the players are able to purchase toys that will be given to children over the holidays.

A spirited group went to Wal-Mart the day after the bowl announcement to shop.

Once again this season, Coca-Cola donated \$500 for every touchdown the Pack and fans brought cash donations and toys to that contest as well. In all, more than \$40,000 was raised for the program in 2011 and the amount raised since O'Brien came to NC State exceeds \$200,000 and 25,000 toys.

In the past year, team members have visited numerous schools in the area, have helped build homes for Habitat for Humanity, have aided with tornado cleanup in downtown Raleigh and have been to Camp LeJeune to visit the "Wounded Warriors."

Tight end Asa Watson, who is red-shirting this season leads a campus Bible study group, frequently visits schools, participated in a clothing drive for the homeless and spent part of his summer working with kids on Los Angeles' "Skid Row" with Athletes in Action's "Urban Project: Los Angeles."

A trio of Pack players recently honored their offensive coordinator and began to help others in need at the same time. Wayne Crawford, Mike Glennon and T.J. Graham have been the impetus in starting one of just nine chapters of "Uplifting Athletes," a nonprofit agency that works with college football players to raise funds for the battle against disease.





NOTING THE PACK

2011 Belk Bowl: NC State (7-5, 4-4 ACC) vs. Louisville (7-5, 5-2 Big East)



CHAMPIONS ON THE FOOTBALL FIELD

The Wolfpack is heading to its third bowl game in the past four years and is going for its eighth win of the 2011 season against Louisville on December 27. That would mark the second-highest win total in the past eight years, as last year's squad posted nine wins - which tied as the second-highest total in school history. The Wolfpack has won its last two games against top 10 squads, including a 37-13 win over No. 7 Clemson in November. This season marked the first time since 1992 - Dick Sheridan's last season as head coach - that State has defeated North Carolina, Maryland and Clemson in the same season.

YOUNG SPECIALISTS

Tom O'Brien has been in coaching for a long time - 36 years to be exact. But this season, his team has something that he's never come across in almost four decades in the profession: true freshman starters at placekicker, punter and long snapper.

NC State was one of only two schools starting true freshmen at both kicking spots and the only school that has a rookie at all three positions: Niklas Sade at placekicker, Wil Baumann at punter and Scott Thompson at long snapper. Each saw their first action in the season opener - making NC State the only FBS school in the country that started true freshmen at those three positions.

A NOVEMBER TO REMEMBER

The NC State football squad definitely knows what it's like to play with its back against the wall. The Wolfpack entered the month of November with a 4-4 overall record and needed to win three of its four games to qualify for a postseason bowl. Standing in the way was a home contest over archrival North Carolina, a road game at Boston College, a home contest against a top-10 Clemson squad and a final game against Maryland - a team that has given the Pack fits in recent history.

The Pack took care of business in the first game of November by posting its fifth straight win over a favored North Carolina team, shutting the Tar Heels out 13-0. Following that emotional victory, State travelled to Boston College where it dropped a sluggish game, 14-10.

Tom O'Brien and company returned home having to win out to reach the postseason and seventh-ranked Clemson - a team that had beaten the Pack seven straight times - heading into Carter-Finley. An inspired State team didn't just defeat the Tigers, it annihilated them, winning 37-13.

At halftime of the regular season finale against Maryland, it looked as if the Pack's postseason chances were doomed, as the Terrapins held a 34-14 lead heading into the intermission and went ahead 41-14 early in the third quarter. But the Pack posted the second-biggest comeback in ACC history for a league game - scoring 42 unanswered points to take a resounding 56-41 win.

In addition to the 3-1 record for November of 2011, State has posted a 13-7 record in November in its five years under Tom O'Brien.



NOTING THE PACK

RECORD WHEN ...

Playing at home.....	6-1
Playing on the road.....	1-4
It's day game.....	5-4
It's a night game.....	2-1
It's a televised game.....	7-5
ESPN Network.....	4-2
ABC.....	1-1
ACC Network.....	2-1
RSN.....	0-1
It's September.....	2-2
It's October.....	2-2
It's November.....	3-1
Playing a ranked opponent (AP).....	1-1
Playing an unranked opponent.....	5-4
Scoring First.....	4-0
The opponent scores first.....	3-5
Leading after 1st quarter.....	4-0
Trailing after 1st quarter.....	2-5
Tied after 1st quarter.....	1-0
Leading at halftime.....	6-0
Trailing at halftime.....	1-5
Tied at halftime.....	0-0
Leading after 3rd quarter.....	6-0
Trailing after 3rd quarter.....	1-5
Tied after 3rd quarter.....	0-0
Scoring 0-19 points.....	1-3
Scoring 20-29 points.....	1-0
Scoring 30-39 points.....	3-2
Scoring 40+ points.....	2-0
Allowing 0-10 points.....	1-0
Allowing 11-20 points.....	4-1
Allowing 21+ points.....	2-4
With 100-yard rusher.....	3-1
With 100-yard receiver.....	2-2
Allowing 100-yard rusher.....	1-1
Allowing 100-yard receiver.....	1-1
Allowing 300-yard passer.....	0-0
Gaining less than 300 yds total offense.....	1-2
Gaining 300-399 yards total offense.....	4-2
Gaining 400-499 yards total offense.....	2-1
Committing no turnovers.....	1-0
Committing 1-2 turnovers.....	4-3
Committing 3+ turnovers.....	2-2
Forcing 0 turnovers.....	0-0
Forcing 1-2 turnovers.....	0-5
Forcing 3+ turnovers.....	7-0
Controlling Time of Possession.....	5-2
Opp. Controls Time of Possession.....	2-3

O'BRIEN VS. RANKED TEAMS

Seventh-ranked Clemson was the 12th nationally-ranked team NC State has faced under head coach Tom O'Brien. With a 37-13 victory over the ACC's BCS automatic qualifier, the Pack now posts a 7-5 record in those games.

In his last four years at the helm of the Boston College program, O'Brien also led his teams to a 7-5 mark against ranked teams, giving him a 14-10 (.583) record against Top-25 teams in the past nine years.

In that time span, O'Brien has posted a 2-3 mark against top-10 squads. Here's a look at his record against ranked teams since 2003:

Year	Record	Won Opponent (Rk)	Lost Opponent (Rk)
2003	2-2	Penn State (25) Virginia Tech (12)	Miami (2) Pitt (23)
2004	2-0	Notre Dame (24) West Virginia (10)	None
2005	0-2	None	Florida State (8) Virginia Tech (3)
2006	3-1	Clemson (18) Virginia Tech (22) Maryland (21)	Wake Forest (22)
2007	1-1	Virginia (18)	Clemson (14)
2008	2-1	East Carolina (15) North Carolina (25)	South Florida (13)
2009	1-2	North Carolina (23)	Clemson (24) Virginia Tech (16)
2010	2-0	Florida State (16) West Virginia (22)	None
2011	1-1	Clemson (7)	Georgia Tech (21)

CLOSE, BUT NO 'W'

NC State lost four Atlantic Coast Conference contests in 2011, but was in the game in three of them. The Wolfpack lost at Wake Forest by a touchdown in September, fell to Georgia Tech by 10 in October and lost at Boston College by four on November 12. The only run-away game was the Pack's 34-0 loss at Florida State (now ranked 25th in the AP poll).

State's four conference wins had a little more padding, with a two touchdown win at Virginia, a 13 point shutout victory over North Carolina, a three-plus touchdown win over seventh-ranked Clemson and a 15-point victory over Maryland.

MANNING UP

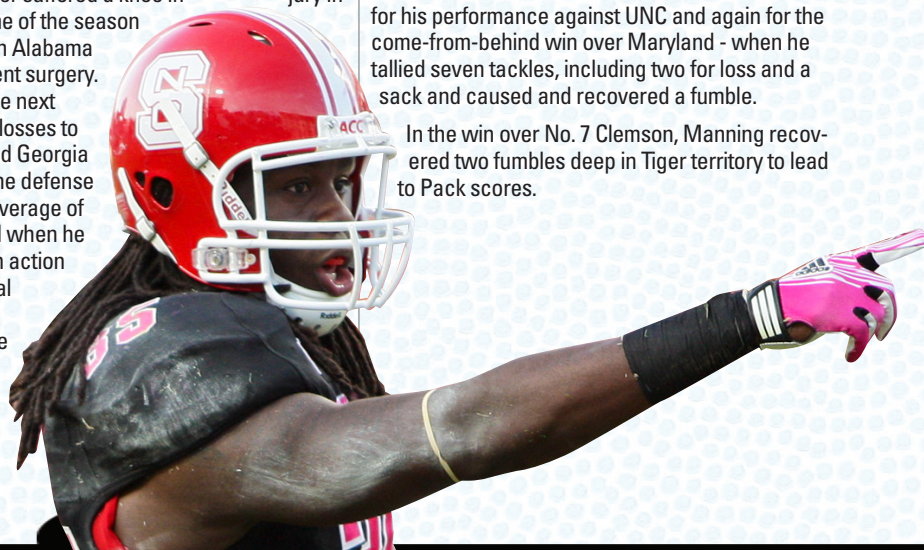
One player who had a huge impact on NC State winning five of its last seven games has been junior linebacker Terrell Manning. The second-team All-ACC performer suffered a knee injury in the third game of the season against South Alabama and underwent surgery. He missed the next two games (losses to Cincinnati and Georgia Tech when the defense gave up an average of 44.5 ppg) and when he came back in action for the Central Michigan contest, State posted a 2-3 record.

In the last seven

games, Manning has averaged nine tackles per game, tallied 11 total tackles for loss, five sacks, caused two fumbles and recovered three and intercepted two passes.

He was named the ACC Linebacker of the Week for his performance against UNC and again for the come-from-behind win over Maryland - when he tallied seven tackles, including two for loss and a sack and caused and recovered a fumble.

In the win over No. 7 Clemson, Manning recovered two fumbles deep in Tiger territory to lead to Pack scores.





NOTING THE PACK

TOM O'BOWLING

The trip to the 2011 Belk Bowl marks the 11th time in the last 13 years that Wolfpack head coach Tom O'Brien has led his team to postseason play. His last eight teams at Boston College advanced to the postseason and he has now taken three of his five NC State squads to bowls.

Boston College won seven straight bowl games under O'Brien (he had already left BC for NC State before the actual game in 2006, but his team posted an 9-3 regular season mark that year).

Here's a look at O'Brien's bowl experience:

Year	Bowl	Opponent	Result
1999	Insight.com	Colorado	L, 28-62
2000	Aloha	Arizona St.	W, 31-17
2001	Music City	Georgia	W, 20-16
2002	Motor City	Toledo	W, 51-25
2003	Diamond Walnut	Color. St.	W, 35-21
2004	Continental Tire	North Carolina	W, 37-24
2005	MPC Computers	Boise St.	W, 27-21
2006	*Meineke Car Care	Navy	W, 25-24
2008	Papajohns.com	Rutgers	L, 23-29
2010	Champs Sports	West Virginia	W, 23-7

* - O'Brien led team to bowl with 9-3 regular season record, but did not coach game.



O'BRIEN RETURNS TO CHARLOTTE

The last time Wolfpack head coach Tom O'Brien coached a team in the bowl that is currently known as the Belk Bowl, he was coaching the squad representing the Big East. In 2004, Boston College's last season in that league, he brought his Eagles down to what was then known as the Continental Tire Bowl to face an ACC opponent that he has since gotten very familiar with: North Carolina. With a backup quarterback named Matt Ryan filling in for an injured starter, BC defeated the Tar Heels, 37-24.

O'BRIEN AND THE BIG EAST

Wolfpack head coach Tom O'Brien is very familiar with the Big East, as he was the head coach at Boston College for 10 years, eight of which the Eagles spent in that league. His 2004 squad earned a share of the league title.

O'Brien holds a 26-19 career record against current Big East teams (as well as a 5-3 mark over Notre Dame).

PACK BOWLS WITH BIG EAST

Six of NC State's last eight bowl appearances have been against teams from the Big East (or with Big East tie-ins). The Wolfpack defeated No. 22 West Virginia last year in the Champs Sports Bowl, lost to Rutgers in the 2008 Papajohns.com Bowl, shut out South Florida in the 2005 Meineke Car Care Bowl (the previous name of the Belk Bowl), defeated Notre Dame in the 2003 Gator Bowl, lost to Pitt in the 2001 Tangerine Bowl and fell to Miami in the 1998 Micron PC Bowl.

DEFENSIVE SURGE - PACK SUCCESS

The Wolfpack defense was much maligned early in the season, after the squad got off to a 2-3 start and gave up 44 points on the road at Cincinnati. After that game, however, several starters returned from injuries and the defense became a force to be reckoned with before season's end.

In the first six games of the season, State's opponents averaged 412.2 yards per game. In the last six, just 291.7 yards per game - a difference of 120.5 yards per game. In terms of rushing defense, the Pack's first six opponents ran for 172.3 yards per game, while the last six averaged just 92.5.

In the three games prior to the regular season finale versus Maryland, the Wolfpack defense was nothing short of spectacular. In those three games, the opponent averaged just 36.3 rushing yards per game

Although seventh-ranked Clemson managed to gain 337 yards on the Wolfpack, that was 141 yards less than the Tigers' average heading into the contest. Boston College managed just 190 yards of total offense, while UNC had just 165 yards of total offense and did not score.

In terms of scoring, those three opponents, UNC, Boston College and Clemson, averaged just nine points per game (UNC did not score).

The Pack defense could hardly post a better performance than it did in the second half at Boston College. The Eagles passed for just four yards after intermission and lost six yards on 15 rushing attempts for a grand total of minus-two yards of total offense in the third and fourth quarters combined. The defense, playing without its leading tackler-for-loss, Markus Kuhn, allowed just one first down in the second half.

In the second quarter against Clemson, the Tigers gained just 19 yards and the defense

caused two fumbles that gave the Pack the ball inside the 20 twice, leading to two scores.

The Maryland game was certainly not a defensive masterpiece from looking at the final score (56-41). However, the Wolfpack sealed the game with an interception that was returned for a touchdown, and the defense also recovered a pair of fumbles in Maryland territory (at the 39 and 26) that led to a pair of touchdowns.





NOTING THE PACK

GRAHAM SETS ACC RECORD

T.J. Graham will finish his NC State career with his name splashed all over the Wolfpack record books, as he holds four school records and ranks among the all-time leaders in various statistical categories.

The Raleigh native also has worked his way into the ACC record book as well, although the Pack defense was not very cooperative in his quest to set the league career mark for kickoff return yards. However, the measly 13 points scored by seventh-ranked Clemson enough to give Graham the all-time lead, and he heads into the last game of his career with 3,090 yards.

Graham, a first-team All-ACC performer as a specialist, ranks 19th nationally in all-purpose yards (he led the FBS ranks at one point this season). He set a State single-game record against Cincinnati earlier this season with 336 all-purpose yards, breaking a single-game mark that had stood for 36 years (Ted Brown had 297 in 1975). He had seven receptions for 176 yards in that contest, the 10th-best receiving-yards game in school history. He also had 160 yards in kickoff returns in that contest, a mark that is tied for sixth in school history. He was named the ACC's Specialist of the Week for that performance.

Graham now boasts 5,044 all-purpose yards for his career, the second-best mark in school history and the eighth-best mark ever for an ACC player. He trails only Ted Brown, who amassed 5,565 yards in a career that ended 33 years ago.

Graham, who was named to the Biletnikoff Watch list, boasted his first career 100-yard receiving game at Wake Forest, when he had six grabs for 117 yards and a 63-yard touchdown - the longest catch of his career at the time. He followed that with a 5-128 performance against South Alabama, and set a new career long with a 67-yard TD grab-and-run. Against Cincinnati, in addition to hitting the century mark for the third straight game, he pulled down an 87-yard reception for a touchdown - the fifth-longest in school history - to break his career-long reception mark again.

Those three contests marked the first time a Pack wideout had tallied three consecutive 100-yard receiving games since Jerricho Cotchery did so in five games to close out the 2003 campaign.

Entering the season, Graham had already made a name for himself as a kick returner. He entered the season as the school record holder in kickoff return yards for a single game (202), single season (1,028) and career.

Graham has also picked up his pace as a punt returner and has posted two of the top six single-game punt return totals in school history. He had two returns for 88 yards and a touchdown in the 2010 win at UNC and had three for 88 yards and another score in the opener versus Liberty. His big return in the opener was an 82-yarder, the 11th-longest in school history.

Graham now boasts 626 career punt return yards, the fifth-best mark in school history.

T.J. GRAHAM IN THE WOLFPACK RECORD BOOKS

KICKOFF RETURNS

Yards

Game: Holds record (202) and six of top 15 marks

Season: Holds record (1,028) and four of top 10 marks

Career: Holds record (3,090)

PUNT RETURNS

Yards

Game: Holds two of top five marks

Career: Ranks fifth in school history (626)

RECEIVING

Receptions

Career: t-18th in school history (92)

Yards

Career: 16th in school history (1,337)

Touchdowns

Career: t-14th in school history (10)

ALL-PURPOSE YARDS

Game: Holds record (336)

Season: Holds two of top nine marks

Career: Ranks second in school history (5,044)

FIVE AND O'BRIEN

Tom O'Brien has tied one NC State record that will endear him with Wolfpack fans for generations: he is only the second coach in school history to defeat rival North Carolina five consecutive times.

The Wolfpack won five in a row over the Heels from 1988-92 under head coach Dick Sheridan, with two wins at home and three on the road. Although the two teams have met 101 times on the gridiron, the Nov. 5 shutout of the Tar Heels marked the first time State had ever won three in a row at home.





NOTING THE PACK

AMAZING AMERSON

Sophomore cornerback David Amerson has had an amazing sophomore campaign. The Greensboro native was one of three finalists for the Jim Thorpe Award, was the recipient of the Jack Tatum Award, was named a first-team Walter Camp All-American, a second-team AP All-American and won first-team All-ACC honors. He enters the bowl game with four more interceptions than any other player in the FBS ranks.

Amerson tied the ACC single-season INT record with his 11th pick against Clemson on November 19. He set the school mark against North Carolina on November 5, breaking the record that had been set just a few years before he was born: Art Rooney (of the Pittsburgh Steeler Rooneys) held the record with eight in 1937 and again in 1938!

Amerson had a pair of picks in the season opener, another pair versus Central Michigan and another pair versus Virginia. He returned one pick for a touchdown in the win against the Cavaliers.

One of just three true freshmen to start a game for the Pack in 2010, Amerson is the baby of the defensive secondary, even though as a sophomore he already has 21 starts to his credit. Last season, he didn't have a pick in 640 snaps played as he was playing at the boundary corner (this year he's playing the field corner spot).

Amerson was named ACC Defensive Back of the Week following the Central Michigan and Virginia games. He is just one pick from ranking among the all-time NCAA leaders in interceptions.

Here's a look at the all-time FBS interception leaders:

Rank	INTs	Name, School	Year
1.	14	Al Worley, Washington	1968
2.	13	George Shaw, Oregon	1951
3.	12	Hank Rich, Arizona St.	1950
	12	Bill Albrecht, Washington	1951
	12	Frank Polito, Villanova	1971
	12	Terry Hoage, Georgia	1982
	12	Tony Thurman, Boston College	1984
	12	Bob Navarro, Eastern Michigan	1989
	12	Cornelius Price, Houston	1989



HOME IS A RUSH FOR PACK

It's a good thing, at least for NC State's rushing game, that the Wolfpack is playing its bowl game close to home.

State has averaged 145.4 rushing yards per home game this season, as compared to just 56 rushing yards per game on the road. The Wolfpack managed just 47 rushing yards in the four-point loss at Boston College.

The Wolfpack has had four individual 100+ yard performances this season - one by Curtis Underwood and three by James Washington - and all four have come during home games.

It marks the first time since 2007 that Pack backs have posted four 100+ yard games. If a State player is to reach the century mark in terms of rushing in the bowl game, it will mark the first time since 2002 that it's happened five times in a season.

PACK STARTS SLOW

NC State has been outscored 174-139 in the first half in 2011, but has outscored the opposition 197-123 in the second half.

State has started off slow, being outscored 34-75 in the first quarter this season (including being held scoreless in the first frame six times - Wake Forest, Cincinnati Georgia Tech, Virginia, FSU and Clemson).

On the flip side, the team finishes strong, outscoring eight opponents in the third quarter and five in the fourth quarter.

Here's a look at the scores by quarter in 2011:

Opponent	1st	2nd	3rd	4th
Liberty	3-0	13-7	14-11	13-3
Wake Forest	0-10	6-10	14-14	7-0
South Alabama	7-3	7-0	14-7	7-3
Cincinnati	0-14	7-10	7-17	0-3
Georgia Tech	0-14	7-7	7-0	21-24
Central Michigan	14-14	7-3	7-0	10-7
Virginia	0-0	14-7	7-7	7-0
Florida State	0-10	0-14	0-0	0-10
North Carolina	7-0	3-0	3-0	0-0
Boston College	3-7	0-7	7-0	0-0
Clemson	0-3	27-0	10-3	0-7
Maryland	7-14	7-20	7-7	35-0
Totals	41-89	98-85	97-66	100-57

PICK-Y PACK

NC State enters the bowl game as the national leader in interceptions with 24 - three more than any other FBS squad. That mark also sets the school record, as the previous mark was 23 in 1965.

The Wolfpack not only boasts the national leader in interceptions in cornerback David Amerson, but junior safety Brandan Bishop ranks third in the league and is tied for 10th in the nation with five for the season. Earl Wolf has picked off three in 2011 - giving State three of the top 10 interceptors in the league.



NOTING THE PACK

2011 HONORS

NATIONAL AWARDS

David Amerson, CB - Thorpe Award Finalist,

Jack Tatum Award winner

SEMIFINALIST LIST

Audie Cole, LB - Butkus

ALL-AMERICAN

David Amerson, CB - Walter Camp (1st),

Phil Steele (1st), AP (2nd)

ALL-ACC

First-team

T.J. Graham, Specialist

David Amerson, CB

Second-team

George Bryan, TE

Terrell Manning, LB

Honorable Mention

Brandan Bishop, S

Audie Cole, LB

Markus Kuhn, DT

Brian Slay, DE

Camden Wentz, C

Earl Wolff, S

WEEKLY

ACC Players of the Week

David Amerson (2) - Defensive back versus

Central Michigan, Virginia

Wil Baumann - Specialist vs. UNC

Brandan Bishop - DB vs. Clemson

Mike Glennon (2) - QB vs. Clemson, Maryland

T.J. Graham (2) - Specialist vs. Liberty, Cincinnati

Terrell Manning (2) - Linebacker vs. UNC, Maryland

Art Norman - Rookie vs. Clemson

Brian Slay - Def. Line vs. Liberty

JIM THORPE AWARD DB OF THE WEEK

David Amerson vs. Virginia

PRESEASON

All-ACC

George Bryan, TE

"Watch" Lists

George Bryan, TE - Mackey

(also on midseason list)

Audie Cole, LB - Butkus,

Rotary Lombardi

T.J. Graham, WR - Biletznikoff

Taylor Gentry, FB - Hornung

Mike Glennon, QB - Maxwell

SAFETIES FIRST

The Wolfpack has gotten outstanding play from its two junior safeties this season, Brandan Bishop on the field side and Earl Wolff on the boundary. Although that tandem doesn't get as much attention as some of their flashier teammates, they have both done yeoman's work in 2011 to help the defense become the strength of the team.

Bishop hasn't picked off as many passes as cornerback David Amerson, the national leader, but his five picks this season rank third in the ACC and ties for 10th nationally. He has nine picks for his career. In the last two games, wins over No. 7 Clemson and Maryland, Bishop has led the team in tackles with 11 and 10 respectively and earned ACC Defensive Back of the Week honors after the win over the Tigers. Against the Terrapins, he recovered two fumbles, both of which led to State scores.

Although he's only a junior, Wolff has more games played under his belt than any other member of the secondary with 37. The second-leading tackler on the team with 107 for the season, he has three picks this season - one in the win over North Carolina and one vs. Maryland and has caused three fumbles.

Bishop and Wolff have combined to play over 1,400 snaps in 2011 and both were honorable mention All-ACC performers.



GETTING A RUSH



Tony Creecy

For the most part in 2011, NC State exhibited great improvement rushing the football. In three games, the road losses at Cincinnati, Florida State and Boston College, rushing was atrocious, as the team fell behind early and fought to come back (-26 rushing at Cincy, 36 at FSU at 47 at BC). In the other eight games, however, State averaged 155 rushing yards.

The Wolfpack has had four individual 100+ yard performances this season, one by Curtis Underwood and three by James Washington. That marks the first time since 2007 that has occurred and if a State player is to reach the century mark in terms of rushing again in the bowl game, it will mark the first time since 2002 that it's happened five times in a season.



NOTING THE PACK

OFFENSE ROLLS UNDER O'BRIEN

In the five years that Tom O'Brien has been head coach at NC State, the Wolfpack has put up numbers in multiple offensive categories that rank among the best in school history.

Perhaps the number the head coach is most proud of is the nine wins that his 2010 squad posted, which tied as the second-best mark in school history. Here's a look at some of the other marks that the Pack has set under O'Brien:

Offensive Category	# of Single-Season School Bests
Pass completions	5 of top 12
Pass attempts	5 of top 10
Passing yards	5 of top 12
Passing Yards/Game	4 of top 12
Completion percentage	4 of top 13
Total Plays	5 of top 11 (Set school record in 2010 - 1,006)
Yard/Play	1 of top 7
Total Yards	2 of top 7
Yards per Game	1 of top 6
Points	3 of top 9
Points per game	3 of top 11
Punt return average	2 of top 9
Kickoff return average	2 of top 9
First downs	2 of top 4
Fewest turnovers	3 of top 10

FUTURE LOOKS BRIGHT FOR PACK

One reason that coaches love bowl games is that it gives their teams extra practices - a huge advantage for returning players. State head coach Tom O'Brien will get even more benefit than usual from the extra time on the field, as the majority of his team returns for 2012.

On offense, five starters will be lost for next season: tackle Mikel Overgaard, a transfer a year ago who saw the least amount of time of any starter on the offensive line this season. Two-time All-ACC tight end George Bryan will graduate, but the staff red-shirted talented youngster Asa Watson at that position in 2011 to help fill that hole for the future.

Wide receiver will lost both regular starters, T.J. Graham and Jay Smith, but young receivers like Bryan Underwood and Quintin Payton gained valuable experience, and junior Tobais Palmer started six games. Fullback Taylor Gentry has also exhausted his eligibility, but he has been injured for the last seven games so the team has already had to compensate for that loss.

On the flip side, halfback Mustafa Greene should be back in action in 2012 after sitting out with a foot injury

On defense, the secondary remains completely in tact. At linebacker, leading tackler Audie Cole will graduate, as well linemen Markus Kuhn and J.R. Sweezy.



GLENNON THROWS TDS

In his first 12 games as a starting signal caller for the Wolfpack, redshirt junior Mike Glennon has thrown 28 touchdown passes, the second-best mark in the ACC.

Glennon's total ties as the third-best mark in school history and only Russell Wilson and Philip Rivers ever had more for the Wolfpack in a single season.

Against Cincinnati, Glennon threw the fifth-longest pass in school history: an 87-yard touchdown strike to T.J. Graham. In the win at Virginia, he hit Bryan Underwood for a 79-yard score - the longest reception ever by a Pack freshman.

He also completed passes of 63, 65, 67, 79 and 87 yards this season.

Glennon, who tied as the second-tallest QB in the nation at 6'6, was one of 22 FBS quarterbacks making his first career start in the opening week of the 2011 campaign. Prior to the opener, Glennon had played in 10 games during his two years behind Wilson, but had been in for just 100 career snaps over two years.

Glennon was ranked the No. 3 quarterback in the nation by ESPN coming out of high school and was the Gatorade and AP Player of the Year in Virginia. His older brother, Sean, played quarterback at Virginia Tech from 2004-08.



NOTING THE PACK

CAREER STARTS

Player	08	09	10	11	Total
Zach Allen, OG	--	0	13	12	25
David Amerson, CB	--	--	9	12	21
Wil Baumann, P	--	--	--	11	11
Brandan Bishop, S	--	8	12	12	32
George Bryan, TE	7	11	8	12	38
Justin Byers, S	8	3	4	-	15
Jarvis Byrd, CB	--	3	-	-	3
Mario Carter, TE	--	--	0	2	2
Darryl Cato-Bishop, DT	--	--	0	8	8
Duran Christophe, OG	--	--	1	12	13
Audie Cole, LB	0	12	13	12	37
Rob Crisp, OT	--	--	1	1	2
J. Ellis Flint, P	--	--	0	1	1
Taylor Gentry, FB	2	5	8	3	18
Mike Glennon, QB	--	0	0	12	12
T.J. Graham, WR	6	3	1	11	21
D.J. Green, LB	--	--	0	7	7
Mustafa Greene, HB	--	--	1	--	1
Dean Haynes, S	--	--	8	--	8
Steven Howard, WR	--	0	0	2	2
Dontae Johnson, S	--	--	1	2	3
Markus Kuhn, DE	--	3	--	11	14
Sterling Lucas, LB	--	2	--	--	2
Dwayne Maddox, LB	4	11	--	5	20
Terrell Manning, LB	--	2	13	10	25
R.J. Mattes, OG	--	8	10	11	29
T.Y. McGill, DT	--	--	--	1	1
Art Norman, DE	--	--	--	8	8
Mikel Overgaard, OT	--	--	2	12	14
Tobias Palmer, WR	--	--	--	6	6
Jeff Rieskamp, DE	--	2	11	1	14
Brian Slay, DT	--	0	1	11	12
Niklas Sade, PK	--	--	--	12	12
Jay Smith, WR	--	--	2	12	14
Rashard Smith, CB	--	3	--	3	6
J.R. Sweezy, DT	0	1	12	7	20
Thomas Teal, DT	--	--	--	1	1
Andrew Wallace, OG	--	2	12	--	14
James Washington, HB	--	0	4	12	16
Cam Wentz, C	--	--	13	12	25
C.J. Wilson, CB	--	6	13	9	28
Earl Wolff, S	--	4	13	12	29

STARTING STREAKS

(Longest Active)

Audie Cole, LB	37
Cam Wentz, C	25
Zach Allen, OG	25
Earl Wolff, S	25
Terrell Manning, LB	24

Note: Injury does not count against starting streak

DIFFERENT DEFENSES

In 12 games this season, NC State started eight different combinations on defense, with all of the turnover due to injuries. The defensive line has been the main unit that has changed from week to week, with no position starting the same player each week.

The defensive line started six different combinations, the linebackers started four and the secondary had two.

Here's a list of the first and second-team players who have missed time due to injury on the defense:

Name, Pos	Status	Games Missed
Sterling Lucas, LB	Backup	12*
Jarvis Byrd, CB	Starter	12*
Jeff Rieskamp, DE	Starter	11
Thomas Teal, DT	Backup	7
D.J. Green, LB	Starter	5
J.R. Sweezy, DT	Starter	4
A.J. Ferguson, DT	Backup	2
Terrell Manning, LB	Starter	2
Brian Slay, DT/DE	Starter	1

* Suffered season-ending injuries before the season started.

WOLFPACK PLAYERS IN THE NFL

Name	Team	Position
David Akinniyi	Minnesota Vikings	DE
Andre Brown	New York Giants	RB
Jerricho Cotchery	Pittsburgh Steelers	WR
Leroy Harris	Tennessee Titans	C
Steven Hauschka	Seattle Seahawks	PK
Anthony Hill	Indianapolis Colts	TE
Nate Irving	Denver Broncos	LB
Scott Kooistra	Minnesota Vikings	OT
Ted Larsen	Tampa Bay Buccaneers	G
Manny Lawson	Cincinnati Bengals	DE
Sean Locklear	Washington Redskins	OG
John McCargo	Tampa Bay Bucs	DT
DaJuan Morgan	New York Jets	S
DeMario Pressley	Carolina Panthers	DE
Philip Rivers	San Diego Chargers	QB
Owen Spencer	Seattle Seahawks	WR
Stephen Tulloch	Detroit Lions	LB
Mario Williams	Houston Texans	DE
Adrian Wilson	Arizona Cardinals	S
Willie Young	Detroit Lions	DE

TOM O'BRIEN COACHED PLAYERS IN THE NFL

Name	Team	Position	School
David Akinniyi	Minnesota Vikings	DE	NC State
Andre Brown	New York Giants	RB	NC State
Tim Bulman	Houston Texans	DT	Boston College
Marc Colombo	Miami Dolphins	T	Boston College
Jo-Lonn Dunbar	New Orleans Saints	LB	Boston College
Matt Hasselbeck	Tennessee Titans	QB	Boston College
Steven Hauschka	Seattle Seahawks	K	NC State
Anthony Hill	Indianapolis Colts	TE	NC State
Nate Irving	Denver Broncos	LB	NC State
Mathias Kiwanuka	New York Giants	DE	Boston College
Dan Koppen	New England Patriots	C	Boston College
Ted Larsen	Tampa Bay Buccaneers	G	NC State
DaJuan Morgan	New York Jets	S	NC State
Demario Pressley	Carolina Panthers	DT	NC State
BJ Raji	Green Bay Packers	DT	Boston College
Matt Ryan	Atlanta Falcons	QB	Boston College
Chris Snee	New York Giants	OG	Boston College
Owen Spencer	Seattle Seahawks	WR	NC State
Jeremy Trueblood	Tampa Bay Bucs	OT	Boston College
Jake Vermiglio	Green Bay Packers	G	NC State
Willie Young	Detroit Lions	DE	NC State



NOTING THE PACK



BANK OF AMERICA STADIUM GOING RED

Bank of America Stadium in Charlotte should be a sea of red on the night of December 27, as red and white clad fans from NC State and Louisville will be there to watch the Pack and the Cardinals meet in the 2011 Belk Bowl. State also played in this postseason event in 2005, when it was known as the Meineke Car Care Bowl. That season, Wolfpack fans painted the stadium red as State shut out South Florida, 14-0. This will mark the Wolfpack's 26th bowl appearance, dating back to the 1946 Gator Bowl.

WILSON'S PICKS GO FOR SIX

Junior cornerback C.J. Wilson has three career interceptions. AND ... junior cornerback C.J. Wilson has three career interception returns for touchdowns. The soon-to-be graduate has returned each of his picks for scores during his Wolfpack career.

That ties as the most 'pick-sixes' for a Wolfpack player in history - tying with Marcus Hudson, who played from 2001-05. His two returns for scores last season tied the school record that was set in 1966 for most in a single season.

Here's a look at the NC State career marks in that category:

Interception Returns for Touchdowns Season

- | | |
|----------------------|---|
| 1. C.J. Wilson, 2010 | 2 |
| Greg Williams, 1966 | 2 |

Career

- | | |
|-------------------------------|---|
| 1. C.J. Wilson, 2009-pres. | 3 |
| Marcus Hudson, 2001-03, 04-05 | 3 |
| 3. Tyler Lawrence, 1990-93 | 2 |
| Keith Johnson, 1988-91 | 2 |
| Jack Whitley, 1968-70 | 2 |
| Greg Williams, 1966-67 | 2 |
| Art McMahan, 1965-67 | 2 |

Note: ACC record is four by Alphonso Smith (WF, 2005-08) and Randy Neal (UVa, 1991-94). The NCAA record is five by four different players.

WOLF PUPS SEE ACTION

Twenty-three Wolfpack players saw their first career action in 2011, including 10 redshirt freshmen, seven true freshmen, three transfers, two walk-ons and one other player.

Thirteen players earned their first career starts this season: Mike Glennon (QB), D.J. Green (LB), Darryl Cato-Bishop (DT), Niklas Sade (PK), Wil Baumann (P), Art Norman (DE), Mario Carter (TE), McKay Frandsen (DE), Tobais Palmer (WR), T.Y. McGill (DT), Steven Howard (WR), Ellis Flint (P) and Thomas Teal (DT).

Here's a look at the players who have played for the first time in 2011:

True Freshmen (7)	RS Freshmen (10)	Transfers (3)	Walk-on (3)
Wil Baumann, P	Tyler Brosius, QB	McKay Frandsen, DE	Jacob Kahut, DT
T.Y. McGill, DT	Syl. Crawford, DE	*Tobais Palmer, WR	C. McQueen, WR
Rodman Noel, CB	Tyson Chandler, OT	Cameron Fordham, C	Tyler Purvis, FB
	Michael Peek, LB	Tony Creecy, HB	
	Brandon Pittman, LB	Andy Jomantas, OG	
	Niklas Sade, PK	Art Norman, DE	
	Scott Thompson, LS	Theo Rich, DT	
		Thomas Teal, DT	
		B. Underwood, WR	
		Logan Winkles, FB	

*transferred in 2010 and red-shirted the season

GAMES TURN ON TURNOVERS

NC State posts a 7-0 record in 2011 when forcing three or more turnovers. Obviously, that means the Pack is winless when forcing less than three miscues in a game.

The Wolfpack leads the ACC and ranks fifth nationally in turnover margin with a +1.17 per game, +14 mark for the season. State ranks second nationally in turnovers gained, having picked off 24 passes and recovering a dozen fumbles.



NOTING THE PACK

DEVELOPING LEADERS

During his 15 years as a head coach, Tom O'Brien has mentored 22 assistant coaches. Seven of those have gone on to be collegiate head coaches.

Three of his former protégés are now head coaches in the Atlantic Coast Conference: Al Golden at Miami, Mike London at Virginia and Frank Spaziani at Boston College. In other words, the Tom O'Brien coaching tree makes up a third of the entire league.

Here's a look at former assistant coaches under O'Brien who have gone on to the head coaching ranks:

Name	Head Coach, School	Yrs under O'Brien
Al Golden	Miami, 2011	1997-99 (LB)
Jeff Jagodzinski	Boston Coll, 2007-08	1997-98(Off. Coord/OL)
Mike London	Virginia, 2010-pres.	1997-00 (Def. Line)
Bob Shoop	Columbia, 2003-05	1999-02 (Secondary)
Frank Spaziani	Boston Coll, 2009-pres.	1997-06 (Def. Coord/RB)
Jason Sweatson	Elon, 2011	1999-10 (RB)
Don Treadwell	Miami (Ohio), 2011	1997-98 (Co-Off. Coord.)

O'BRIEN ON ELITE LIST

The win over West Virginia in the 2010 Champs Sports Bowl was momentous for State football on several levels. First, the victory over the No. 23 Mountaineers gave the Pack nine wins for the season, which tied as the second-highest victory total in school history. Second, it moved the squad into the final AP poll. Third, it gave head coach Tom O'Brien his 100th career victory and moved him into 20th place among the winningest active coaches in the BCS ranks.

O'Brien entered his 15th season as a head coach with a record of 100-70. Ten of his 14 teams have advanced to postseason bowls.

Here's a look at the winningest coaches on the field for 2011:

Rk	Coach	Yrs	Wins	Losses	Ties	Pct.
1.	Frank Beamer, Virginia Tech	31	251	120	4	.678
2.	Mack Brown, Texas	29	226	123	1	.648
	Chris Ault, Nevada	27	226	102	1	.690
4.	Steve Spurrier, South Carolina	22	196	75	2	.723
5.	Brian Kelly, Notre Dame	21	187	66	2	.743
6.	Dennis Erickson, Arizona St.	23	179	95	1	.656
7.	Mike Price, UTEP	30	174	174	0	.501
8.	Howard Schnellenberger, FIU	27	167	143	3	.539
9.	Larry Blakeney, Troy	21	163	92	1	.645
10.	Bill Snyder, Kansas St.	20	159	82	1	.659
11.	Gary Pinkel, Missouri	21	157	91	3	.634
12.	Paul Johnson, Georgia Tech	15	141	57	0	.716
13.	Nick Saban, Alabama	16	140	54	0	.720
14.	Bob Stoops, Oklahoma	13	137	34	0	.805
15.	Houston Nutt, Mississippi	19	134	97	0	.582
16.	Tommy Tuberville, Texas Tech	16	123	72	0	.634
17.	Pat Hill, Fresno St.	15	112	80	0	.589
18.	Gary Patterson, TCU	12	109	30	0	.783
	Frank Solich, Ohio	13	109	58	0	.648
20.	Tom O'Brien, NC State	15	107	75	0	.586
	Kirk Ferentz, Iowa	16	107	86	0	.557

EXPERIENCED COORDINATION

Wolfpack coordinators Mike Archer (defensive) and Dana Bible (offensive) combine to boast 68 years of experience on the college and pro coaching levels. That mark ranks fourth among all coordinator tandems in the BCS ranks for 2010.

Here's a look at the most experienced coordinators in college football:

Yrs	Off. Coord. (Yrs)	Def.Coord. (Yrs)	School
80	Ken O'Keefe (36)	Norm Parker (44)	Iowa
72	Jim Bollman (33)	Jem Heacock (39)	Ohio St.
69	Noel Mazzone (33)	Craig Bray (36)	Arizona St.
68	Dana Bible (33)	Mike Archer (35)	NC State

BEEN THERE, DONE THAT

There isn't too much that can come up during the course of a football game that the Wolfpack coaching staff hasn't seen before. Following the fallout from the issues at Penn State, the 2011 State staff now leads the FBS ranks in terms of combined experience at four-year colleges and in the professional ranks.

Here's a look at the most experienced football staffs in the nation:

Rk	School	Years
1	NC State	259
2	Oregon	250
	Kansas State	250
4	Michigan	239
5	Arkansas	237
6	Purdue	227
7	Northwestern	224
	Washington State	224
9	Louisville	222

NO YELLOW

One of the hallmarks of Tom O'Brien-coached teams is avoiding penalties. The Pack leads the the ACC and ranks third nationally in fewest yards penalized per game with just 32.8.

With just 52 penalties this season, State has drawn its fewest number of yellow flags in a season since 1992 (47).

BRYAN TOP TIGHT END

Tight end George Bryan, a second-team All-ACC performer, has now caught more passes than any tight end in NC State history. With 123 career grabs, the ninth-best overall mark ever for a Wolfpack player, he has passed T.J. Williams (2002-05) for the top mark for a tight end.

Bryan also has 17 touchdown receptions for his career, which ties for fourth-place in school history in that category. It is also the third-best mark among active FBS tight ends.

A preseason second-team All-America pick by Lindy's and a third-team choice by Rivals, Bryan was on the midseason 'watch' list for the Mackey Award for the third straight year. He is the first tight end in school history to have won two first-team All-ACC awards.

WHO' UP? WHO'S DOWN?

Upstairs (press box):

Dana Bible (Off. Coordinator/WR/QB)
Mike Reed (Defensive Backs)
Jon Tenuta (Linebackers)
Don Horton (Tight Ends)

Downstairs (sidelines):

Jim Bridge (Offensive Line)
Everette Sands (Running Backs)
Jerry Petercuskie (Special Teams)
Mike Archer (Defensive Coordinator)
Keith Willis (Defensive Line)



NOTING THE PACK



HOME SWEET HOME

NC State posted a 6-1 overall record at Carter-Finley Stadium in 2011, tying for the highest number of wins that facility has seen since it opened its doors in 1966. It marked the fifth time in 45 years that the Wolfpack has won six home games.

State averaged 56,287 fans per game this season, despite playing three home games on weekends when school was not in session (Labor Day, Fall Break and Thanksgiving).

During Tom O'Brien's tenure at NC State, the Pack has averaged 56,521 fans per season, including an all-time high 56,877 last season.

But big crowds during Tom O'Brien's tenure at NC State have become a tradition. Twelve of the top 25 attendance figures in the 45-year history of Carter-Finley Stadium have come since he took over the program prior to the 2007 campaign.

Here's a look at the top crowds in stadium history:

TOP CARTER-FINLEY STADIUM CROWDS

Att.	Opponent	Date	Result	Score
1. 58,650	East Carolina	Sept. 6, 1986	W	38-10
2. 58,300	East Carolina	Sept. 7, 1985	L	14-33
3. 58,083	Virginia Tech	Sept. 16, 2010	L	30-41
4. 57,800	North Carolina	Oct. 15, 1983	L	14-42

5. 57,700	East Carolina	Sept. 11, 1983	L	16-22
6. 57,583	Clemson	Nov. 19, 2011	W	38-13
57,583	North Carolina	Nov. 5, 2011	W	13-0
57,583	South Carolina	Sept. 3, 2009	L	3-7
57,583	Pittsburgh	Sept. 26, 2009	W	38-31
57,583	Clemson	Nov. 14, 2009	L	23-43
57,583	North Carolina	Nov. 28, 2009	W	28-27
57,583	East Carolina	Sept. 20, 2008	W	30-24
57,583	South Florida	Sept. 27, 2008	L	10-41
57,583	North Carolina	Nov. 10, 2007	W	31-27
57,583	Appalachian St.	Sept. 2, 2006	W	23-10
57,583	Boston College	Sept. 23, 2006	W	17-15
17. 57,500	Virginia Tech	Sept. 4, 2005	L	16-20
57,500	North Carolina	Sept. 24, 2005	L	24-31
57,500	Clemson	Oct. 13, 2005	L	10-30
20. 57,437	Florida State	Oct. 5, 2006	W	24-20
21. 57,400	North Carolina	Oct. 17, 1987	L	14-17
23. 57,300	East Carolina	Sept. 29, 1984	W	31-22
23. 57,283	Central Florida	Sept. 1, 2007	L	22-25
24. 57,161	Wake Forest	Nov. 13, 2010	W	38-2
25. 57,100	North Carolina	Sept. 23, 1989	W	40-6

Italics are games played under O'Brien



2011 WOLFPACK ROSTERS

ALPHABETICAL

No.	Name	Pos.	Ht.	Wt.	Cl.	Hometown (Last School)
72	Zach Allen	OG	6-3	322	*Jr.	Tifton, Ga. (Tift County)
1	David Amerson	CB	6-3	194	So.	Greensboro, N.C. (Dudley)
10	Ben Areno	HB	5-9	205	*Gr.	Greensboro, N.C. (SE Guilford)
34	Marcellus Ballard	WR	5-10	160	Fr.	Wilson, N.C. (Hunt)
9	Brandon Barnes	HB	6-0	209	*Jr.	Bunn, N.C. (Bunn)
71	Alex Barr	OL	6-7	302	Fr.	Fayetteville, Ga. (Starr's Mill)
36	Wil Baumann	P	6-4	185	Fr.	Wilmington, N.C. (Hoggard)
30	Brandan Bishop	S	6-2	210	Jr.	Boca Raton, Fla. (Boca Raton)
12	Tyler Brosius	QB	6-3	233	*Fr.	Waynesville, N.C. (Tuscola)
89	Benson Browne	TE	6-5	240	Fr.	Cincinnati, Ohio (Walnut Hills)
84	George Bryan	TE	6-5	265	*Gr.	Castle Hayne, N.C. (New Hanover)
61	Evan Bumgarner	OL	6-4	300	Fr.	Lenoir, N.C. (S. Caldwell)
48	Dillon Burdette	LB	6-2	230	Fr.	Harrisburg, N.C. (Hickory Ridge, N.C.)
11	Juston Burris	DB	6-1	185	Fr.	Raleigh, N.C. (Broughton)
37	Tyrrell Burriss	DB	5-11	177	Fr.	Daytona Beach, Fla. (Mainland)
59	Brandon Byars	OL	6-2	255	Jr.	Garner, N.C. (Garner)
28	Justin Byers	CB	6-0	183	*Gr.	Charlotte, N.C. (Vance)
14	Jarvis Byrd	CB	5-11	180	*So.	Pahokee, Fla. (Pahokee)
87	Mario Carter	TE	6-4	262	*Jr.	Pittsburgh, Pa. (Independence)
92	Darryl Cato-Bishop	DE	6-4	281	*So.	Groton, Mass. (Lawrence Academy)
74	Tyson Chandler	OT	6-6	340	*Fr.	N. Plainfield, N.J. (N. Plainfield/Fork Union)
43	Ryan Cheek	LB	6-1	240	*So.	Lancaster, Ohio (Lancaster)
62	Duran Christophe	OG	6-6	302	*So.	New Orleans, La. (Woodstock)
42	Audie Cole	LB	6-5	239	*Gr.	Monroe, Mich. (Monroe)
10	Donald Coleman	S	6-0	195	*So.	Detroit, Mich. (The Hun School)
96	Sylvester Crawford	DE	6-4	240	*So.	Charlotte, N.C. (Northside Christian Acad.)
67	Wayne Crawford	OL	6-3	303	*Gr.	Philadelphia, Pa. (Chestnut Hill Acad.)
26	Tony Creecy	HB	6-0	196	*Fr.	Durham, N.C. (Southern)
78	Rob Crisp	OT	6-7	312	So.	Raleigh, N.C. (Athens Drive)
42	Dominic Deshaies	WR	5-9	178	So.	Raleigh, N.C. (Athens Drive)
34	Rickey Dowdy	LB	6-2	240	*So.	High Point, N.C. (High Point)
27	Justin Dupree	WR	5-8	170	Jr.	Pinetops, N.C. (SW Edgecombe)
68	Carl Escriva	DE	6-4	240	Jr.	Macedon, N.Y. (Cirillo)
65	A.J. Ferguson	DT	6-3	281	So.	Southport, N.C. (S. Brunswick)
35	Jonathan Fisher	RB	5-11	195	Jr.	Beaufort, N.C. (E. Carteret)
48	J. Ellis Flint	PK	5-10	176	Sr.	Amsterdam, N.Y. (Amsterdam/Hofstra)
13	Hakeem Flowers	WR	6-3	182	Fr.	Simpsonville, S.C. (Hampton)
50	Calvin Forbes	LB	6-1	235	Sr.	Mastic Beach, N.Y. (Floyd/Coastal Carolina)
50	Cameron Fordham	OL	6-3	261	*Fr.	Duluth, Ga. (Northview/LSU)
98	McKay Frandsen	DE	6-3	255	Jr.	American Fork, Utah (Snow College)
46	Rob Fronk	FB	6-4	220	So.	Apex, N.C. (Apex/Hargrave)
47	Taylor Gentry	FB	6-2	250	Sr.	Raleigh, N.C. (Leesville Road)
49	Zach Gentry	LB	6-0	204	Jr.	Raleigh, N.C. (Leesville Road)
8	Mike Glennon	QB	6-6	232	##Jr.	Centreville, Va. (Westfield)
6	T.J. Graham	WR	6-0	180	Sr.	Raleigh, N.C. (Wakefield)
70	Carlos Gray	DT	6-4	321	Fr.	Pinson, Ala. (Oak Ridge)
31	D.J. Green	LB	6-4	220	So.	Macon, Ga. (Westside)
33	Mustafa Greene	HB	6-0	201	So.	Irmo, S.C. (Irmo)
66	Taylor Griswold	OL	6-1	290	Fr.	Zebulon, N.C. (East Wake)
41	Milton Hall	DB	5-9	181	So.	Burlington, N.C. (Williams)
29	Dean Haynes	S	5-11	199	*So.	Tunnell Hill, Ga. (NW Whitfield County)
85	Steven Howard	WR	6-2	200	*Gr.	Charlotte, N.C. (Olympic)
43	David Hyde	FB	6-0	215	*Gr.	Cary, N.C. (Green Hope)
14	Daniel Imhoff	QB	6-0	202	*Gr.	Sanford, N.C. (Lee County)
25	Dontae Johnson	S	6-3	190	So.	Pennington, N.J. (Pennington Prep)

NUMERICAL

No.	Name	Pos.
1	David Amerson	CB
2	Rashard Smith	CB
3	Curtis Underwood	HB
4	Tobais Palmer	WR
5	Rodman Noel	DB
6	T.J. Graham	WR
7	Sterling Lucas	LB
8	Mike Glennon	QB
9	Brandon Barnes	HB
10	Donald Coleman	S
10	Ben Areno	WR
11	Juston Burris	DB
11	Garrett Leatham	QB
12	Tyler Brosius	QB
13	Hakeem Flowers	WR
14	Jarvis Byrd	CB
14	Daniel Imhoff	QB
15	Brian Taylor	QB
16	Jesse Riley	DB
19	Maurice Morgan	WR
20	C.J. Wilson	CB
22	Chaz McQueen	WR
24	James Washington	HB
24	Josh Stanley	DB
25	Dontae Johnson	S
26	Anthony Creecy	HB
26	J.T. Zdanek	LB
27	Earl Wolff	S
27	Justin Dupree	WR
28	Justin Byers	CB
28	Mychal Jones	WR
29	Dean Haynes	S
30	Brandan Bishop	S
31	D.J. Green	LB
32	Niklas Sade	PK
33	Mustafa Greene	HB
34	Marcellus Ballard	WR
34	Rickey Dowdy	LB
35	Terrell Manning	LB
35	Jonathan Fisher	RB
36	Wil Baumann	P
36	Travis Leggett	HB
37	Tyrrell Burriss	DB
38	Hakim Jones	DB
39	Brandon Pittman	LB
41	Dwayne Maddox	LB
41	Milton Hall	DB
42	Audie Cole	LB
42	Dominic Deshaies	WR
43	Ryan Cheek	LB
43	David Hyde	FB
44	Logan Winkles	FB
45	Jake Lenox	TE
45	Michael Peek	LB



2011 WOLFPACK ROSTERS

No.	Name	Pos.	Ht.	Wt.	Cl.	Hometown (Last School)
46	Rob Frank	FB				
46	Zach Powell	DB				
47	Taylor Gentry	FB				
47	Shane O'Toole	DB				
48	Ellis Flint	PK				
48	Dillon Burdette	LB				
49	Zach Gentry	LB				
49	Tyler Purvis	FB				
50	Cameron Fordham	OL				
50	Calvin Forbes	LB				
52	J.R. Sweezy	DT				
53	Camden Wentz	C				
54	Joe Thuney	OL				
55	Brian Slay	DE/DT				
55	Joe Prater	LS				
57	Scott Thompson	LS				
58	Jacob Kahut	DT				
59	Brandon Byars	OL				
60	Garrison Pollack	OL				
61	Evan Bumgarner	OL				
62	Duran Christophe	OG				
64	Andrew Wallace	OG				
65	A.J. Ferguson	DT				
66	Taylor Griswold	OL				
66	Isaac Swindell	DE				
67	Wayne Crawford	OL				
68	Carl Escriva	DE				
68	Dwayne O'Rear	OL				
69	Thomas Teal	DT				
70	Carlos Gray	DT				
71	Alex Barr	OT				
72	Zach Allen	OG				
73	Andy Jomantas	OG				
74	Tyson Chandler	OT				
75	T.Y. McGill	DT				
76	Mikel Overgaard	OT				
78	Rob Crisp	OT				
79	R.J. Mattes	OT				
80	Bryan Underwood	WR				
82	Asa Watson	TE				
83	Anthony Talbert	TE				
84	George Bryan	TE				
85	Steven Howard	WR				
86	Jay Smith	WR				
87	Mario Carter	TE				
88	Quintin Payton	WR				
89	Benson Browne	TE				
90	Mike Rose	DE				
91	Markus Kuhn	DT				
92	Darryl Cato-Bishop	DE				
93	Theo Rich	DE				
94	Dave Mann	DE				
95	Art Norman	DE				
96	Sylvester Crawford	DE				
97	Forrest West	DE				
98	McKay Frandsen	DE				
99	Jeff Rieskamp	DE				
73	Andy Jomantas	OG	6-7	289	*Fr.	Dayton, Ohio (Chaminade-Julienne)
38	Hakim Jones	DB	6-2	190	Fr.	Henderson, N.C. (Southern Vance)
28	Mychal Jones	WR	5-9	170	So.	Raleigh, N.C. (Wakefield)
58	Jacob Kahut	DT	6-4	257	Jr.	Wake Forest, N.C. (Wake Forest/Rolesville)
91	Markus Kuhn	DT	6-4	303	*Gr.	Weinheim, Germany (Weinheim)
11	Garrett Leatham	QB	6-4	208	Fr.	Apex, N.C. (Middle Creek)
36	Travis Leggett	HB	5-11	217	Sr.	Chadbourn, N.C. (West Columbus)
45	Jake Lenox	TE	6-3	220	Fr.	Raleigh, N.C. (Wakefield)
7	Sterling Lucas	LB	6-2	238	Sr.	Orangeburg, S.C. (Wilkinson)
41	Dwayne Maddox	LB	6-2	234	Gr.	Shelby, N.C. (Crest)
94	Dave Mann	DE	6-3	230	Fr.	Fairburn, Ga. (Lithonia)
35	Terrell Manning	LB	6-3	233	*Jr.	Laurinburg, N.C. (Scotland Co.)
79	R.J. Mattes	OT	6-6	306	*Jr.	Concord, N.C. (Robinson)
75	T.Y. McGill	DT	6-1	290	Fr.	Jesup, Ga. (Wayne County)
22	Chaz McQueen	WR	6-3	200	*Sr.	Cary, N.C. (Ravenscroft)
19	Maurice Morgan	WR	6-2	215	Fr.	LaGrange, N.C. (N. Lenoir)
5	Rodman Noel	DB	6-3	206	Fr.	Everett, Mass. (Millford Acad.)
95	Art Norman	DE	6-1	242	*Fr.	Stone Mountain, Ga. (Chamblee)
68	Dwayne O'Rear	OL	6-3	265	So.	Charlotte, N.C. (Hickory Ridge)
47	Shane O'Toole	DB	6-0	197	So.	Downington, Pa. (Downington West)
76	Mikel Overgaard	OT	6-6	289	*Sr.	Weiser, Idaho (Weiser/Snow College)
4	Tobais Palmer	WR	5-11	175	*Jr.	Pittsboro, N.C. (Northwood/Ga. Military)
88	Quintin Payton	WR	6-4	203	*So.	Anderson, S.C. (T.L. Hanna)
45	Michael Peek	LB	6-2	215	Fr.	Grayson, Ga. (Grayson)
39	Brandon Pittman	LB	6-3	212	Fr.	Raleigh, N.C. (Leesville Road)
60	Garrison Pollack	OL	6-1	250	So.	Winston-Salem, N.C. (Forsyth Country Day)
46	Zach Powell	DB	5-11	194	*Sr.	Fuquay-Varina, N.C. (Fuquay-Varina)
55	Joe Prater	LS	6-0	220	*Gr.	Garner, N.C. (Garner)
49	Tyler Purvis	FB	6-3	220	So.	Reinholds, Pa. (Lancaster Catholic)
93	Theo Rich	DE	6-3	225	*Fr.	Portal, Ga. (Portal)
99	Jeff Rieskamp	DE	6-3	245	*Gr.	Cincinnati, Ohio (Elder)
16	Jesse Riley	CB	5-11	188	So.	Leland, N.C. (N. Brunswick)
90	Mike Rose	DE	6-4	215	Fr.	Simpsonville, S.C. (Hillcrest)
32	Niklas Sade	PK	6-3	195	Fr.	Wake Forest, N.C. (Wakefield)
55	Brian Slay	DE/DT	6-3	290	Jr.	Ashburn, Va. (Stone Bridge)
86	Jay Smith	WR	6-2	209	*Sr.	Norfolk, Va. (Lake Taylor)
2	Rashard Smith	CB	5-11	176	*So.	Dublin, Ga. (Dublin)
24	Josh Stanley	DB	6-0	190	Fr.	Raleigh, N.C. (Leesville Road)
52	J.R. Sweezy	DT	6-5	293	*Gr.	Mooreville, N.C. (Mooreville)
66	Isaac Swindell	DE	6-4	244	Jr.	High Point, N.C. (SW Guilford)
83	Anthony Talbert	TE	6-4	246	*So.	Cincinnati, Ohio (Winton Woods)
15	Brian Taylor	QB	6-3	205	Fr.	Lillington, N.C. (Harnett Central)
69	Thomas Teal	DT	6-2	315	*Fr.	Bennettsville, S.C. (Marlboro Co.)
57	Scott Thompson	LS	6-0	220	Fr.	Rancho Santa Margarita, Cal. (Trabuco Hills)
54	Joe Thuney	OL	6-5	250	Fr.	Centerville, Ohio (Archbishop Alter)
80	Bryan Underwood	WR	5-11	170	*Fr.	University Heights, Ohio (Cleveland Heights)
3	Curtis Underwood, Jr.	HB	5-11	220	*Gr.	Lackawanna, N.Y. (Lackawanna)
64	Andrew Wallace	OG	6-5	304	*Jr.	Charlotte, N.C. (Olympic)
24	James Washington	HB	6-0	180	Jr.	Orlando, Fla. (Boone)
82	Asa Watson	TE	6-4	225	Jr.	Rock Hill, S.C. (Rock Hill)
53	Camden Wentz	C	6-3	301	Jr.	Marietta, Ga. (Lassiter)
97	Forrest West	DE	6-1	260	Jr.	Canton, Conn. (Salisbury School/Colorado)
20	C.J. Wilson	CB	5-11	187	*Jr.	Lincolnton, N.C. (Lincolnton)
44	Logan Winkles	FB	6-1	240	*Fr.	Thomaston, Ga. (Upson Lee)
27	Earl Wolff	S	6-0	201	##Jr.	Raeftord, N.C. (Hoke County)
26	J.T. Zdanek	LB	6-0	220	Jr.	Chocowinity, N.C. (Clover Hill)

- Glennon has already graduated, even though he is a junior in terms of eligibility.



WOLFPACK DEPTH CHART VS. LOUISVILLE

OFFENSE

Pos.	No.	Player	Ht.	Wt.	Cl.
LT	79	R.J. Mattes	6-6	306	Jr.
	74	Tyson Chandler	6-6	340	*Fr.
LG	62	Duran Christophe	6-6	302	*So.
	64	Andrew Wallace	6-5	304	*Jr.
C	53	Camden Wentz	6-3	301	Jr.
	50	Cameron Fordham	6-3	281	*Fr.
RG	72	Zach Allen	6-3	322	*Jr.
	73	Andy Jomantas	6-7	289	*Fr.
RT	76	Mikel Overgaard	6-6	289	*Sr.
	78	Rob Crisp	6-7	312	So.
TE	84	George Bryan	6-5	265	*Sr.
	87	Mario Carter	6-4	262	*Jr.
QB	8	Mike Glennon	6-6	232	*Jr.
	12	Tyler Brosius	6-3	233	*Fr.
HB	24	James Washington	6-0	180	Jr.
	26	Tony Creecy	6-0	196	*Fr.
FB	49	Tyler Purvis	6-3	220	So.
	44	Logan Winkles	6-1	240	*Fr.
WR	86	Jay Smith	6-2	206	*Sr.
	85	Steven Howard	6-2	200	*Sr.
WR	6	T.J. Graham	6-0	180	Sr.
	4	Tobais Palmer	5-11	175	*Jr.

DEFENSE

Pos.	No.	Player	Ht.	Wt.	Cl.
DE	55	Brian Slay	6-3	290	Jr.
	98	McKay Frandsen	6-3	255	Jr.
DT	91	Markus Kuhn	6-4	303	*Sr.
	69	Thomas Teal	6-2	315	*Fr.
DT	52	J.R. Sweezy	6-5	293	*Sr.
	75	T.Y. McGill	6-1	290	Fr.
SE	95	Art Norman	6-1	242	*Fr.
	92	Darryl Cato-Bishop	6-4	281	*So.
SLB	41	Dwayne Maddox	6-2	234	Sr.
	45	Michael Peek	6-2	215	Fr.
MLB	42	Audie Cole	6-5	239	*Sr.
	43	Ryan Cheek	6-1	240	*So.
WLB	35	Terrell Manning	6-3	233	*Jr.
	34	Rickey Dowdy	6-2	240	*So.
FC	1	David Amerson	6-3	194	So.
	37	Tyrell Burriss	5-11	177	Fr.
FS	30	Brandan Bishop	6-2	210	Jr.
	25	Dontae Johnson	6-3	190	So.
BS	27	Earl Wolff	6-0	201	*Jr.
	29	Dean Haynes	5-11	199	*So.
BC	20	C.J. Wilson	5-11	187	*Jr.
	2	Rashard Smith	5-11	176	*So.

SPECIAL TEAMS

Pos.	No.	Player	Ht.	Wt.	Cl.
PK	32	Niklas Sade	6-3	195	Fr.
	48	J. Ellis Flint	5-10	176	Sr.
P	36	Wil Baumann	6-4	185	Fr.
	48	J. Ellis Flint	5-10	176	Sr.
LS	57	Scott Thompson	6-0	220	Fr.
KOR	6	T.J. Graham	6-0	180	Sr.
	4	Tobais Palmer	5-11	175	*Jr.
PR	6	T.J. Graham	6-0	180	Sr.
	2	Rashard Smith	5-11	176	*So.
H	36	Wil Baumann	6-4	185	Fr.

PRONUNCIATIONS

David Amerson	AM urh sun
Wil Baumann	BAW man
Tyler Brosius	BRO shus
Duran Christophe	duh RAN KRIS toff
Audie Cole	AWE dee
Tony Creecy	CREE see
Rickey Dowdy	DOW dee
Daniel Imhoff	EM hoff
McKay Frandsen	muh KAY FRAND sin
Dontae Johnson	DAHN tay
Andy Jomantas	joe MAN tus
Jacob Kahut	kah HOOT
Markus Kuhn	KYOON
Terrell Manning	tuh RELL
R.J. Mattes	MAT is
Rodman Noel	NOH ell
Mikel Overgaard	mee KELL OH vehr gard
Tobais Palmer	toe BYE us
Niklas Sade	NICK lus SAY dee
Asa Watson	AY suh

* - Indicates redshirted one season



MEET THE WOLFPACK



72

ZACH ALLEN

Offensive Guard
6-3 • 322 • Junior^{RS}
Tifton, Ga.
Tift County HS

- Has started all 25 games over the last two seasons at right guard, playing 1,823 snaps in that span.

2011 ALLEN GAME BY GAME STATS

Opp.	Pl.	Sk
*Liberty	65	0
*@ W. Forest	70	0
*S. Alabama	56	0
*@ Cincinnati	56	2
*Ga. Tech	75	0
*C. Michigan	84	0
*@ Virginia	75	0
*@ FSU	63	0
*UNC	76	0
*@ BC	66	0
*Clemson	70	0
*Maryland	98	0

ALLEN CAREER STATS

Year	GP-GS	Ply	Sk
2009	11-0	207	1
2010	13-13	969	3
2011	12-12	854	2
Totals	36-25	2,030	6



1

DAVID AMERSON

Cornerback
6-3 • 194 • Sophomore
Greensboro, N.C.
Dudley HS

- A first-team Walter Camp All-American.
- All-ACC performer who was one of three finalists for the 2011 Jim Thorpe Award.
- Winner of the 2011 Jack Tatum Award, given by the Columbus Touchdown Club to the nation's top DB.
- Leads the FBS ranks in interceptions with 11 for the season - four more than any other player.
- Tied the ACC single-season record set by Dre Bly (UNC) in 1996.
- Named the Jim Thorpe DB of the week for the UVa game.

- Shattered the NC State single-season record, breaking a mark that was set by Art Rooney in 1937 and again in 1938.
- A sophomore, he already ranks fifth on the Wolfpack career interception list.
- Had his ninth interception in the win over UNC to preserve the Wolfpack shutout.
- Has had two picks in three different games this season: Liberty, Central Michigan and Virginia.
- Named to the Paul Hornung Award Weekly Honor Roll and was the College Football Performance Awards defensive back of the week for the UVa game.
- Returned an INT for a touchdown in the win at Virginia.
- Starter at the field corner, he had the best game of his young career in the opener with two picks, nine tackles and four other passes broken up.
- Named the ACC Defensive Back of the Week for the Central Michigan and Virginia games.
- One of just three true freshman to start a game last season, he started at boundary corner in the last eight games.

2011 AMERSON GAME BY GAME STATS

Opp.	Pl.	Hit	Ast	Tot	TFL	FC/FR	PBU	Int
*Liberty	80	8	1	9			4	2-50
*@ WFU	71	3	0	3				
*S. Alabama	62	4	2	6				1-0
*@ Cinci.	81	7	0	7				1-1
*Ga. Tech	59	0	0	0				
*C. Michigan	58	4	1	5				2-28
*@ Virginia	70	4	2	6				2-12
*@ FSU	72	3	0	3				
*UNC	59	2	3	5	1-2	1		1-33
*@ BC	52	0	2	2				1-18
*Clemson	62	3	2	5				1-0
*Maryland	62	2	1	3				

AMERSON CAREER STATS

Year	GP-GS	Pl	Hit	Ast	Tot	PBU	CF/RF	INT
2010	13-9	640	39	11	50	1	1/0	0-0
2011	12-12	788	40	14	54	5	0/0	11-142
Totals	25-21	1,428	79	25	104	6	1/0	11-142



9

BRANDON BARNES

Halfback
6-0 • 209 • Junior^{RS}
Bunn, N.C.
Bunn HS

- Missed the entire 2010 season with a dislocated ankle.

2011 BARNES GAME BY GAME STATS

Opponent	Pl	Att	Yds	TD	Lg	Rec-Yds	TD	LG
Ga. Tech	9	3	10	0	7	0-0	-	-
C. Michigan								

Special Teams Only



BARNES CAREER STATS

Year	GP-GS	PI	Rush	Yds	TD	LG	Rec-Yds	TD	LG
2009	3-0	52	25	79	1	19	1-18	0	18
2011	2-0	9	3	10	0	7	0-0	-	-
Totals	5-0	61	28	89	1	19	1-18	0	18



36

WIL BAUMANN

Punter
6-5 • 185 • Freshman
Wilmington, N.C.
Hoggard HS

- One of only six true freshmen in the FBS ranks starting at punter this season.
- Punted 64 times in 2011, that ties as the 10th-highest total in school history.
- Third in the ACC in punts placed inside the 20 with 20.
- Put five punts inside the 10 in the shutout victory over North Carolina - he was named the ACC Specialist of the Week for that performance.
- Missed the Ga. Tech game with a strained groin muscle suffered in pregame warmups.
- Had an outstanding outing at Wake Forest in just his second game, averaging over 41 yards on four punts and pinning the Deacons inside the 10 yard-line twice.
- Was rated as the third-best punter in the country by Scout.com as a senior in high school.

2011 BAUMANN GAME BY GAME STATS

Opponent	Punt	Yds	Avg	LG	TB	FC	I20	BLK
*Liberty	7	255	36.4	50	0	5	2	0
*@ WFU	4	167	41.8	47	0	1	3	0
*S. Alabama	3	105	35.0	42	0	1	1	0
*@ Cinc.	6	255	42.5	52	1	3	0	0
Ga. Tech Special Teams Only								
*C. Michigan	3	112	37.3	43	0	3	2	0
*@ Virginia	9	309	34.3	49	0	5	1	0
*@ FSU	7	284	40.6	62	0	2	2	0
*UNC	7	265	37.9	45	0	4	5	0
*@ BC	6	187	31.2	43	0	2	1	0
*Clemson	8	300	37.5	44	1	4	3	0
*Maryland	4	157	39.2	51	1	0	0	0

BAUMANN CAREER STATS

Year	GP-GS	Punt	Yds	Avg	LG	TB	FC	I20	Blk
2011	12-11	64	2,396	37.4	62	3	31	20	0



30

BRANDAN BISHOP

Safety
6-2 • 210 • Junior
Boca Raton, Fla.
Boca Raton HS

- Led the team in tackles with 11 in the win over No. 7 Clemson - a career high. He was named the ACC defensive back of the week for that performance.
- Also the team leader with 10 in the win over Maryland.
- An honorable mention All-ACC performer.
- Picked off his fifth pass of the season vs. the Tigers as well, he ranks third in the ACC, tied for 11th nationally in that category.
- Recovered two fumbles in the dramatic come-from-behind win versus Maryland - leading to two scores during the Pack's streak of 42 unanswered points.
- Most experienced member of the defensive secondary in terms of games started (32) and total snaps (1,778).
- Returned a fumble for a score against Georgia Tech.
- Led 2010 squad with four interceptions, including a career-best two in the win over Boston College.

2011 BISHOP GAME BY GAME STATS

Opp.	Pl.	Hit	Ast	Tot	TFL-Yd	Sk-Yds	QP	FC/FR	PBU	INT
*Liberty	54	6	1	7						
*@ WFU	71	3	3	6						1-0
*S. Alabama	62	3	6	9						1-36
*@ Cinc.	73	5	3	8						
*Ga. Tech	34	3	4	7				0/1#		
*C. Michigan	51	5	2	7				1/0		1-0
*@ Virginia	59	4	5	9						1-17
*@ FSU	54	3	0	3						
*UNC	50	1	3	4						
*@BC	42	3	3	6						
*Clemson	62	10	1	11	1-2					1-0
*Maryland	62	7	3	10				0/2		

- Fumble returned for a touchdown

BISHOP CAREER STATS

Year	GP-GS	PI	Hit	Ast	Tot	TFL-YD	PBU	CF/RF	INT
2009	11-8	354	32	9	41	1-1	2	0/0	0-0
2010	13-12	750	40	24	64	1-0	3	1/0	4-54
2011	12-12	674	53	34	87	1-2		1/3	5-53
Totals	36-32	1,778	135	67	192	3-3	5	2/3	9-107




12

TYLER BROSIOUS

Quarterback
6-3 • 233 • Freshman^{RS}
Waynesville, N.C.
Tuscola HS

- Backup quarterback who has seen action in six games.

2011 BROSIOUS GAME BY GAME STATS

Opp.	Pl.	Cmp-Att	Yds	TD	Int	Rushing Att-Yds-TD
Liberty	1	0-0	0	0	0	0-0
S. Alabama	5	2-2	23	0	0	0-0
@ Cincinnati	7	3-4	14	0	0	1-(7)
Ga. Tech	14	3-7	19	1	0	0-0
@ FSU	3	0-0	0	0	0	1-(9)
Clemson	5	0-0	0	0	0	0-0

BROSIOUS CAREER STATS

Year	GP-GS	Ply	Cmp-Att-Int	Pct.	Yds	TD	Lg	Att-Yds-TD	Eff.
2011	6-0	35	8-13-0	.615	66	1	13	2-(16)-0	129.57



84

GEORGE BRYAN

Tight End
6-5 • 265 • Graduate^{RS}
Castle Hayne, N.C.
New Hanover HS

- Second-team All-ACC performer who has more career receptions (123) than any tight end in school history - he passed T.J. Williams at Cincinnati.
- One of 12 Pack players that graduated on December 17.
- Tied for fourth in school history with 17 career touchdown receptions. That career number ranks third among active FBS tight ends.
- Ranks ninth in school history in career receptions.
- Team captain - he was given that honor by a vote of his teammates.
- Two-time first-team All-ACC performer, he is the only tight end in school history to earn the nod twice.
- A semifinalist for the 2010 Mackey Award and was on the preseason list for that as well in 2011.
- Talented athlete who played football, basketball and baseball in high school.

2011 BRYAN GAME BY GAME STATS

Opponent	Pl	Rec	Yds	TD	LG
*Liberty	53	0	0	0	-
*@WFU	48	3	40	1	19
*S. Alabama	45	1	10	0	10
*@ Cinc.	43	2	19	0	14
*Ga. Tech	47	3	26	0	14
*C. Michigan	56	1	18	1	18
*@ Virginia	50	0	0	-	-

*@ FSU	40	3	17	0	7
*UNC	64	1	8	0	8
*@ BC	48	5	50	0	13
*Clemson	40	3	35	1	19
*Maryland	85	8	79	1	16

BRYAN CAREER STATS

Year	GP-GS	Pl	Rec	Yds	TD	LP
2008	13-7	404	18	201	4	30
2009	12-11	560	40	422	6	29
2010	13-9	735	35	369	3	37
2011	12-12	619	30	302	4	19
Totals	50-39	2,318	123	1,294	17	37



87

MARIO CARTER

6-4 • 262 • Junior^{RS}
Charlotte, N.C.
Independence (N.C.) HS

- Started the Georgia Tech and Virginia games when the Pack opened in a two tight end set.
- Missed the 2009 campaign with a torn ACL.

2011 CARTER GAME BY GAME STATS

Opponent	Pl	Rec	Yds	TD	LG
Liberty	21	2	8	1	5
@ WFU	19	0	0	0	-
S. Alabama	7	0	0	0	-
@ Cinc.	8	0	0	0	-
*Ga. Tech	24	2	16	0	12
C. Michigan	17	0	0	0	-
*@ Virginia	18	0	0	0	-
@ FSU	17	0	0	0	-
UNC	23	0	0	0	-
@ BC	17	3	43	0	23
Clemson	23	0	0	-	-
Maryland	16	2	17	0	9

CARTER CAREER STATS

Year	GP-GS	Pl	Rec	Yds	TD	LP
2010	12-0	58	1	14	0	14
2011	12-2	210	9	84	1	23
Totals	24-2	268	10	98	1	23





92

DARRYL CATO-BISHOP

Defensive Tackle/End
6-4 • 281 • Sophomore^{RS}
Groton, Mass.
Lawrence Academy

- Saw action at end and tackle this season due to injuries on the line, he started the first four games and the Clemson and Maryland games at end and the Georgia Tech and Virginia games at tackle.
- Picked off his first career pass to preserve the shutout victory over UNC.
- Left the Georgia Tech game in the second quarter with a hand injury.
- Also a standout basketball player in high school, he received some scholarship offers in that sport as well.

2011 CATO-BISHOP GAME BY GAME STATS

Opp.	Pl.	Hit	Ast	Tot	TFL-Yd	Sk-Yds	QP	CF/RF	PBU	INT
*Liberty	38	4	0	4			4	1/0		
*@WFU	50	3	1	4	1-7	1-7	2			
*S. Alabama	60	3	1	4	2-12	2-12			1	
*@ Cinc.	60	1	0	1						
*Ga. Tech	29	1	1	2			1			
C. Michigan	19	0	1	1						
*@ Virginia	33	1	0	1						
@ FSU	34	0	0	0						
UNC	25	2	0	2			1			1-2
@ BC	35	1	1	2						
*Clemson	44	2	0	2	2-14	2-14	3			
*Maryland	43	2	0	2						

Started at tackle vs. Ga. Tech

CATO-BISHOP CAREER STATS

Year	GP-GS	Pl	Ht	Ast	Tot	TFL	Sk	QP	CF/RF	Int
2010	13-0	179	7	3	10	1-4		6	0/1	0-0
2011	12-8	470	20	5	25	5-33	5-33	11	1/0	1-2
Totals	25-8	649	27	8	35	6-37	5-33	17	1/1	1-2



74

TYSON CHANDLER

Offensive Tackle
6-6 • 340 • Freshman^{RS}
N. Plainfield, N.J.
N. Plainfield HS/Fork Union

- Reserve left tackle who missed the Maryland game with a concussion.

2011 CHANDLER GAME BY GAME STATS

Opp.	Pl.	Sk
Liberty	1	0
@ WFU	Special Teams Only	
S. Alabama	5	0
@ Cinc.	7	0
Ga. Tech	Special Teams Only	

C. Michigan	Special Teams Only
@ Virginia	Special Teams Only
@ FSU	Special Teams Only
UNC	Special Teams Only
@ BC	Special Teams Only
Clemson	5 0
Maryland	Did Not Play - Injured

CHANDLER CAREER STATS

Year	GP-GS	Ply	Sk
2011	11-0	18	0



43

RYAN CHEEK

Linebacker
6-1 • 240 • Sophomore^{RS}
Lancaster, Ohio
Lancaster HS

- Has seen action mainly on special teams each of the past two seasons.

2011 CHEEK GAME BY GAME STATS

Opponent	Ply	Ht	Ast	Tot	TFL	SK	QP	PBU	CF/RF
Liberty	4	0	0	0					
@ WFU	Special Teams Only								
S. Alabama	Special Teams Only								
@ Cinc.	4	1	0	1					
Ga. Tech	1	0	0	0					
C. Michigan	Special Teams Only								
@ FSU	Special Teams Only								
UNC	0	1	2	3					
@ BC	0	0	1	1					
Clemson	10	1	0	1					
Maryland	0	0	1	1					

CHEEK CAREER STATS

Year	GP-GS	Pl	Ht	Ast	Tot
2010	8-0	4	0	1	1
2011	11-0	19	3	4	7
Totals	19-0	23	3	5	8



62

DURAN CHRISTOPHE

Offensive Guard
6-6 • 302 • Sophomore^{RS}
New Orleans, La.
Woodstock (Ga.) HS

- Has started the last 13 games at left guard, dating back to last season's bowl win over West Virginia.
- Missed much of preseason camp with an elbow injury but came back in time to start the opener.
- Originally from New Orleans, his family moved to Georgia in the aftermath of Hurricane Katrina.



2011 CHRISTOPHE GAME BY GAME STATS

Opp.	Pl.	Sk
*Liberty	65	1
*@WFU	56	0
*S. Alabama	56	0
*@ Cinc.	35	0
*Ga. Tech	44	0
*C. Michigan	58	0
*@ Virginia	41	0
*@ FSU	39	0
*UNC	75	0
*@ BC	67	0
*Clemson	70	0
*Maryland	98	0

CHRISTOPHE CAREER STATS

Year	GP-GS	Pl	Sk
2010	9-1	228	0
2011	12-12	704	1
Totals	21-13	932	1



42

AUDIE COLE

Linebacker
6-5 • 239 • Graduate^{RS}
Monroe, Mich.
Monroe HS

- A semifinalist for the 2011 Butkus Award.
- An honorable mention All-ACC performer, he leads the team in tackles with 122.
- One of 12 Pack players that graduated on December 17.
- Leading tackler in five of the 12 games this season, he tallied a career-high 16 at Cincinnati and tied that mark with 16 against Georgia Tech.
- Had a huge 19-yard sack to cause a fumble in the win over North Carolina.
- Also the team leader versus Liberty, South Alabama and at Florida State.
- Tied as the Pack's leading tackler in 2010 while playing on the strong side, he moved to middle linebacker during 2011 spring drills.
- Has started the last 37 games, the longest starting streak among current players.
- A high school QB and former golden-glove winner in boxing.

2011 COLE GAME BY GAME STATS

Opponent	Ply	Ht	Ast	Tot	TFL	SK	QP	PBU	CF/RF	INT
*Liberty	76	4	6	10	2-11	1-9	2		1/0	
*@ WFU	68	7	2	9	1-1				1/0	
*S. Alabama	67	5	5	10	3-8	1-6		1		
*@ Cinc.	76	9	7	16	2-11	1-8	2			
*Ga. Tech	62	8	8	16						
*C. Michigan	57	3	4	7				1		
*@ Virginia	68	4	3	7			1			
*@ FSU	71	10	2	12						
*UNC	59	6	3	9	1-19	1-19			1/0	
*@ BC	50	5	2	7						
*Clemson	62	6	2	8	1-2		1			
*Maryland	62	7	4	11			2			

COLE CAREER STATS

Year	GP-GS	Pl	Hit	Ast	Tot	TFL-YD	Sk-YD	QP	PBU	CF/RF	INT
2008	13-0	38	8	6	14	0-0	0-0	1			
2009	12-12	690	52	33	85	8-36	4-26	5	4	1/0	
2010	13-13	809	59	38	97	10.5-45	5-31	4	1	3/1	1-0
2011	12-12	778	74	48	122	10-52	4-42	8	2	3/0	
Totals	50-37	2,315	193	125	318	28.5-133	13-99	18	7	7/1	1-0



10

DONALD COLEMAN

Safety
6-0 • 195 • Sophomore^{RS}
Detroit, Mich.
The Hun School (N.J.)

- One of the Pack's hardest hitters on special teams.

2011 COLEMAN GAME BY GAME STATS

Opp.	Pl.	Hit	Ast	Tot	TFL-Yd	Sk-Yds	QP	FC/FR	PBU
Liberty									
@ WFU									
S. Alabama									
@ Cinc.									
Ga. Tech									
C. Michigan									
@ Virginia									
@ FSU									
UNC									
@ BC	0	0	1	1					
Clemson	7	3	2	5					
Maryland	0	0	1	1					

COLEMAN CAREER STATS

Year	GP-GS	Pl	Hit	Ast	Tot
2010	8-0	6	3	2	5
2011	12-0	7	3	4	7
Totals	20-0	13	6	6	12



96

SYLVESTER CRAWFORD

Defensive End
6-4 • 240 • Sophomore^{RS}
Charlotte, N.C.
Northside Christian Academy

- Saw action from scrimmage in the first eight games of the season.
- Suffered several injuries that kept him out of action in 2009 and 2010.

2011 CRAWFORD GAME BY GAME STATS

Opp.	Pl.	Ht	Ast	Tot	TLF	SK	QP	CF/RF
Liberty	4	0	0	0				
@ WFU	13	0	0	0				



S. Alabama	19	1	0	1	
@ Cinc.	4	1	0	1	
Ga. Tech	13	1	0	1	1/0
C. Michigan	1	0	0	0	
@ Virginia	4	0	0	0	
@ FSU	4	0	0	0	
UNC		Did Not Play			
@ BC		Did Not Play			
Clemson	8	0	0	0	
Maryland		Did Not Play			

CRAWFORD CAREER STATS

Year	GP-GS	Pl	Hit	Ast	Tot	CF/RF
2011	9-0	70	3	0	3	1/0



67

WAYNE CRAWFORD

Center
6-3 • 303 • Graduate^{RS}
Philadelphia, Pa.
Chestnut Hill Academy

- One of the Pack's most active players in terms of community service, he has spearheaded starting a chapter of "Uplifting Athletes" at NC State to raise money for leukemia research.
- Came to State as a defensive lineman and played that position in 2008 before moving to the offensive line, where he played center and guard.
- Moved back to the defensive side of the ball the week before the Central Michigan game and played there in the next five outings.
- Back at offensive line for the Maryland contest.
- Graduated in May with a degree in business administration.

2011 CRAWFORD GAME BY GAME STATS

Opp.	Pl.	Ht	Ast	Tot	TFL
Liberty	1				
@ WFU	14				
S. Alabama	5				
@ Cinc.	27				
Ga. Tech	31				
C. Michigan	10	0	1	1	
@ Virginia	8	1	0	1	1-3
@ FSU	15	2	1	3	
UNC		Did Not Play			
@ BC	8	0	0	0	
Clemson	9	0	0	0	
Maryland		Did Not Play			

CRAWFORD CAREER STATS

Year	GP-GS	Pl	Sk	Hit	Ast	Tot	TFL-YD
2008	6-0	83	0	1	3	4	0.5-1
2009	1-0	5	0	NA	NA	NA	NA
2010	6-0	26	0	NA	NA	NA	NA
2011	10-0	128	0	3	2	5	1-3
Totals	22-0	242	0	4	5	9	1.5-4



26

TONY CREECY

Halfback
6-0 • 196 • Freshman^{RS}
Durham, N.C.
Southern HS


- Pack's backup halfback over the past eight games.
- Tallied three touchdowns over the final two games, (1 rushing, 2 receiving).
- Scored a pair of touchdowns in the come-from-behind win over Maryland, both on receptions.
- Pack's leading receiver in two ACC wins with seven versus Virginia and eight versus Maryland. Tallied 101 all-purpose yards in the victory over the Terrapins.
- A prep All-American.

2011 CREECY GAME BY GAME STATS

Opponent	Pl	Att	Yds	TD	Lg	Rec-Yds	TD	LG
Liberty	1	1	7	0	7	0-0	-	-
@ WFU		Did Not Play						
S. Alabama	5	3	15	0	7	0-0	-	-
@ Cinc.	7	2	(1)	0	2	0-0	-	-
Ga. Tech	23	12	77	0	27	0-0	-	-
C. Michigan	39	16	61	0	16	2-18	0	10
@ Virginia	28	9	28	0	16	7-42	1	14
@ FSU	24	10	27	0	27	0-0	0	0
UNC	29	10	23	0	11	1-2	0	2
@ BC	26	7	15	0	6	5-27	0	12
Clemson	27	15	65	1	10	2-16	0	10
Maryland	51	14	49	0	9	8-52	2	20

CREECY CAREER STATS

Year	GP-GS	Pl	Rush	Yds	TD	LG	Rec-Yds	TD	LG
2011	11-0	260	99	366	1	27	25-157	3	20



78

ROB CRISP

Offensive Tackle
6-7 • 312 • Sophomore
Raleigh, N.C.
Athens Drive HS

- Started at right tackle versus Boston College.
- In for 66 snaps in the win over UNC when starter R.J. Mattes left the game with an injury.
- A 5-star recruit from local Athens Drive High School.

2011 CRISP GAME BY GAME STATS

Opp.	Pl.	Sk
Liberty	16	0
@ WFU	14	0



S. Alabama	11	0
@ Cinc.	20	0
Ga. Tech	24	0
C. Michigan	26	0
@ Virginia	36	0
@ FSU	26	0
UNC	66	0
*@ BC	28	0
Clemson	31	0
Maryland	53	0

CRISP CAREER STATS

Year	GP-GS	Pl	Sk
2010	13-1	122	1
2011	12-1	351	0
Totals	25-2	473	1



65

A.J. FERGUSON

Defensive End
6-3 • 279 • Sophomore
Southport, N.C.
South Brunswick HS

- Young defensive lineman who injured his knee in the first half at Cincinnati, he came back to play the second half but missed the next two contests.

2011 FERGUSON GAME BY GAME STATS

Opp.	Pl.	Hit	Ast	Tot	TFL-Yd	Sk-Yds
Liberty	31	1	0	1	1-2	1-2
@ WFU	18	1	1	2		
S. Alabama	10	0	1	1		
@ Cinc.	20	1	1	2		
Ga. Tech				DNP - Injured		
C. Michigan				DNP - Injured		
@ Virginia	9	1	0	1		
@ FSU	8	0	0	0		
UNC				Did Not Play		
@ BC				Did Not Play		
Clemson	8	0	0	0		
Maryland				Did Not Play		

FERGUSON CAREER STATS

Year	GP-GS	Pl	Ht	Ast	Tot	TFL	Sk
2010	3-0	33	1	1	2		
2011	7-0	104	4	3	7	1-2	1-2
Totals	10-0	137	5	4	9	1-2	1-2



50

CAMERON FORDHAM

Center
6-3 • 281 • Freshman^{RS}
Duluth, Ga.
LSU

- Transferred from LSU where he red-shirted in 2010. Was granted a waiver by the NCAA to be eligible to play this year.
- Father Jeffrey Fordham played football at LSU.

2011 FORDHAM GAME BY GAME STATS

Opp.	Pl.	Sk
Clemson	5	0

FORDHAM CAREER STATS

Year	GP-GS	Ply	Sk
2011	1-0	5	0



98

MCKAY FRANDSEN

Defensive End
6-3 • 255 • Junior
American Fork, Utah
Snow College

- Had his first start with the Wolfpack against Georgia Tech.
- Transferred from Snow College in Utah in January. He went on a two-year church mission to Alaska and spent a semester at BYU before attending Snow.
- Married player, his wife's name is Kirsti.

2011 FRANDSEN GAME BY GAME STATS

Opp.	Pl.	Hit	Ast	Tot	TFL-Yd	Sk-Yds	QP	PBU
Liberty	31	0	1	1				
@ WFU	21	2	0	2				
S. Alabama	11	0	0	0				
@ Cinc.	15	2	0	2				
*Ga. Tech	38	2	2	4			1	
C. Michigan	17	0	1	1				
@ Virginia	18	1	1	2				
@ FSU	15	1	0	1				2
UNC	21	0	0	0				
@ BC	20	1	0	1				
Clemson	24	1	0	1				2
Maryland	17	0	0	0				1

FRANDSEN CAREER STATS

Year	GP-GS	Pl	Ht	Ast	Tot	TFL	Sk	QP
2010	12-1	248	10	5	15			6





47

TAYLOR GENTRY

Fullback
6-2 • 250 • Senior
Raleigh, N.C.
Leesville Road HS

- Saw action at fullback, on special teams and at defensive tackle against Georgia Tech before leaving the game with a foot injury and missing the remainder of the season.
- Former walkon who was in his third season as the Pack's starting fullback.
- Scored two touchdowns in the win over South Alabama, both on receptions.
- Has never rushed the football, but has 38 career catches and five TD grabs.
- Team leader in special teams' tackles in 2009 and 2010 - he was also the leader in 2011 prior to the injury.
- Brother Zach is a walk-on linebacker - their mother Katherine was a featured baton twirler for NC State in the 80s.

2011 GENTRY GAME BY GAME STATS

Opp.	Pl	Rec	Yds	TD	Lg
*Liberty	31	4	32	0	11
@ WFU	20	0	0	-	-
*S. Alabama	24	2	6	2	5
*@ Cinc.	15	0	0	-	-
Ga. Tech	7/5	1	4	0	4

T. GENTRY CAREER STATS

Year	GP-GS	Pl	Att	Yds	TD	LG	Rec	Yds	TD	LG
2008	13-2	138	0	0	0	-	7	72	0	25
2009	12-5	217	0	0	0	-	10	83	1	23
2010	13-8	260	0	0	0	--	14	116	2	21
2011	5-3	102	0	0	0	--	7	42	2	11
Totals	43-18	717	0	0	0	-	38	313	5	25



8

MIKE GLENNON

Quarterback
6-6 • 232 • Graduate^{RS} (Jr.)
Centreville, Va.
Westfield HS

- Has 28 touchdown throws this season - the second-best mark in the ACC and tied as the third-best mark in school history. Only two other players in school history (Philip Rivers and Russell Wilson) have ever thrown for more in a season.
- Ranks seventh in Wolfpack career history with 29 scoring throws.
- Tied the State single-game record for touchdown throws with five in the win over Maryland.
- Also tied the school record (with Philip Rivers) for touchdown responsibility in that contest as he ran for a sixth score.
- Tallied 2,677 yards of total offense this year, the seventh-best mark in school history.

- Set career highs for completions (36) and attempts (55) in the win over the Terps, the fifth and sixth-best marks in school history respectively.
- Ranks fourth in the ACC in passing yards per game (232.5) and seventh in efficiency (134.9).
- His efficiency mark for the season is the fifth-best in school history and his career mark of 132.72 ranks fourth ever for a Wolfpack player.
- After one year as a starter, ranks 13th in school history in career passing yards with 3,116, 14th in career attempts with 472 and 12th in career completions with 295.
- Named the ACC Offensive Back of the Week following the win over No. 7 Clemson.
- Completed 17 of his 20 attempts in the win over South Alabama, his .850 mark for that game was the best since the season opener of 2003, when Philip Rivers threw 26-30 (.866) against Western Carolina.
- Threw four touchdown passes in the win over Central Michigan.
- Has thrown TD passes of 63, 65, 67, 79 and 87 yards this season.
- That 87-yard TD versus Cincinnati was the fifth-longest pass play in school history.
- Threw four TD passes versus South Alabama - only three other players in NC State history have thrown for more in a game (Philip Rivers, Russell Wilson and Terry Harvey).
- In his first season as a starter.
- Graduated in May with a degree in business administration, he still has one year of eligibility remaining after this season.
- Brother Sean played for Virginia Tech from 2004-08, throwing for 4,867 career yards and 23 touchdowns.

2011 GLENNON GAME BY GAME STATS

Opp.	Pl.	Cmp-Att	Yds	TD	Int	Rushing Att-Yds-TD
*Liberty	65	18-31	156	1	0	6-(26)-0
*@ WFU	72	24-41	315	3	1	1-4-0
*S. Alabama	56	17-20	274	4	0	8-(24)-0
*@ Cinc.	57	25-36	334	2	2	8-(11)-0
*Ga. Tech	62	20-29	163	2	1	3-(23)-0
*C. Michigan	82	20-36	244	4	0	1-(4)-0
*@ Virginia	75	20-36	231	3	2	1-11-0
*@ FSU	62	19-34	130	0	2	3-(8)-0
*UNC	77	16-33	164	1	1	4-(7)-0
*@ BC	65	28-40	220	0	1	4-(8)-0
*Clemson	70	19-29	253	3	0	3-(11)-0
*Maryland	98	36-55	306	5	1	7-(6)-1

GLENNON CAREER STATS

Year	GP-GS	Ply	Cmp-Att-Int	Pct.	Yds	TD	Lg	Rush Att-Yds-TD	Eff.
2009	7-0	75	24-39-2	.615	248	1	24	3-(9)-0	113.16
2010	3-0	25	9-13-0	.692	78	0	17	1-3-0	119.63
2011	12-12	841	262-420-11	.624	2,790	28	87	49-(113)-1	134.94
Totals	22-12	941	295-472-13	.625	3,116	29	87	53-(119)-1	132.72




6

T.J. GRAHAM
Wide Receiver
6-0 • 180 • Senior
Raleigh, N.C.
Wakefield HS

- Earned first-team All-ACC honors as a specialist.
- Has tallied 3,090 yards in career kickoff returns, the best mark in school history and a new ACC record.
- Averaging 146 all-purpose yards per game for the season, the third-best mark in the ACC. He was leading the nation at one point this season (now ranks 19th).
- Averaging 17.9 yards per play.
- Has 5,044 all-purpose yards for his career, the second-best mark in school history (eighth in ACC history) and the most for a Pack player in 33 years (Ted Brown).
- Has 1,752 all-purpose yards in 2011, the third-best single-season mark in school history.
- Set a school record with 336 all-purpose yards at Cincinnati.
- Named to the Biletnikoff Watch List.
- Leads the team in receptions (39), receiving yards (641), and receiving touchdowns (5).
- Tallied 100+ yard receiving games in three consecutive outings - first Pack receiver to do that since Jerricho Cotchery closed out the 2003 season with five straight.
- Has posted two of the top six single-game punt return totals in school history. Had three for 88 yards and a touchdown in the season opener.
- Had seven receptions for 176 yards at Cincinnati, the 10th-best receiving yards game in school history. His 160 yards of kickoff returns in that game tied for sixth in school history.
- Had an 87-yard reception at Cincinnati, the fifth-longest catch in school history.
- 82-yard punt return vs. Liberty was the 11th-longest in school history.
- Named the ACC Specialist of the Week for Liberty and Cincinnati.
- Ranks fifth at State in career punt return yards with 626.
- Returned a kickoff 100 yards for a touchdown against Boston College in 2008, the longest in school history.
- Set the single-season State record with 1,028 yards of kickoff returns in 2008.
- Honorable mention All-ACC as a specialist as a freshman.

2011 GRAHAM GAME BY GAME STATS

Opponent	PI	Rec	Yds	TD	LG	KOR-Yds-TD	PR-Yds
*Liberty	37	1	7	0	7	4-99-0	3-88-1
*@ WFU	38	6	117	1	63	3-71-0	0-0-0
*S. Alabama	31	5	128	1	67	2-65-0	1-9-0
*@ Cinc.	37	7	176	2	87	7-160-0	0-0-0
*Ga. Tech	44	0	0	0	-	7-150-0	1-4-0
*C. Michigan	48	2	56	0	47	3-83-0	3-47-0
@ Virginia	22	2	8	0	7	2-37-0	0-0-0
*@ FSU	40	5	39	0	17	4-76-0	1-1-0
*UNC	51	1	12	1	12	1-21-0	1-(4)-0
*@ BC	47	2	10	0	9	2-26-0	1-4-0
*Clemson	43	4	54	0	24	2-34-0	2-37-34
*Maryland	70	4	34	0	13	4-101-0	2-7-0

GRAHAM CAREER STATS

Year	GP-GS	PI	Rec	Yds	TD	LG	Rush	KOR-Yd-TD	PR-Yds
2008	13-6	435	16	251	0	47	2-3	41-1028-1	15-123-0
2009	7-3	225	12	129	1	24	0-0	23-574-1	15-156-0
2010	13-1	391	25	316	4	26	1-(7)	29-565-0	19-154-1
2011	12-11	508	39	641	5	87	1-(5)	41-923-0	16-193-1
Totals	45-21	1559	92	1,337	10	87	4-(9)	134-3,090-2	64-626-2



31

D.J. GREEN
Linebacker
6-4 • 220 • Sophomore
Macon, Ga.
Westside HS


- Moved from safety to strong side linebacker during the spring of 2011 and did a solid job at his new position.
- Missed the the Virginia game with an abdomen injury, he came back the next week at Florida State where he suffered a season-ending foot injury.
- Picked off his first career pass in the season opener.
- Scored a touchdown on a blocked punt in 2010 vs. BC.

2011 GREEN GAME BY GAME STATS

Opp.	Pl.	Hit	Ast	Tot	TFL-Yd	Sk-Yds	QP	FC/FR	PBU
*Liberty	72	3	2	5					
*@ WFU	68	6	0	6					
*S. Alabama	64	3	2	5	1-1				
*@ Cinc.	76	4	2	6	2-4				
*Ga. Tech	62	3	1	4	1-5				
*C. Michigan	57	3	3	6	1-1	1-1			1
@ Virginia					Did Not Play	- Injured			
*@ FSU	15	1	0	1					
UNC					Did Not Play	- Injured			
@ BC					Did Not Play	- Injured			
Maryland					Did Not Play	- Injured			

GREEN CAREER STATS

Year	GP-GS	PI	Hit	Ast	Tot	TFL-YD	Sk-Yd	PBU	INT/CF/RF
2010	13-0	76	8	10	18				
2011	7-7	414	23	10	33	5-11	1-1	1	
Totals	20-7	490	31	20	51	5-11	1-1	1	



29

DEAN HAYNES
Safety
5-11 • 199 • Sophomore^{RS}
Tunnel Hill, Ga.
N. Whitfield HS

- Moved back to defense for the 2011 campaign, he is a reserve safety.
- Started eight games at halfback in 2010, he finished third in rushing yards



(320) and touchdowns (3).

- Moved from cornerback to running back just two weeks before the 2010 season opener.

2011 HAYNES GAME BY GAME STATS

Opponent	Pl	Hit	Ast	Tot	TFL	QPCF/RFPBU
Liberty	5	0	1	1		
@ WFU	Special Teams Only					
S. Alabama	Special Teams Only					
@ Cincinnati	Special Teams Only					
Ga. Tech	Special Teams Only					
C. Michigan	0	0	1	1		
@ Virginia	0	0	2	2		
@ FSU	Special Teams Only					
UNC	0	1	0	1		
@ BC	Special Teams Only					
Clemson	7	3	0	3		
Maryland	Special Teams Only					

HAYNES CAREER STATS

Year	GP-GS	Pl	Hit	Ast	Tot	TFL	PBU	Rush-Yds-	TD	LG	Rec-Yds
2010	10-8	254	-	-	-	-	-	83-320-3	20		13-118-1
2011	12-0	12	4	4	8	0-0	0	--	-		-
Totals	22-8	266	4	4	8	0-0	0	83-320-3	20		13-118-1



85

STEVEN HOWARD

Wide Receiver
6-2 • 200 • Graduate^{RS}
Charlotte, N.C.
Olympic HS

- Earned his first career start versus Virginia.
- Graduated in May with a degree in arts application.
- Married with a young daughter.

2011 HOWARD GAME BY GAME STATS

Opponent	Pl	Rec	Yds	TD	Lg
Liberty	27	3	10	0	13
@ WFU	24	1	7	0	7
S. Alabama	28	0	0	0	-
@ Cinc.	27	2	8	0	4
Ga. Tech	42	3	48	0	28
C. Michigan	40	1	2	1	2
*@ Virginia	41	2	3	0	4
@ FSU	23	1	6	0	6
UNC	26	2	18	0	10
@ BC	23	0	0	0	-
Clemson	29	0	0	0	-
*Maryland	33	1	19	0	19

HOWARD CAREER STATS

Year	GP-GS	Pl	Rec	Yds	TD	LG	Rush	Yds
2008	13-0	206	2	45	0	41	0	0
2009	10-0	237	11	112	0	26	1	2
2010	13-0	259	12	105	1	25	0	0
2011	12-2	363	16	121	1	28	0	0
Totals	48-2	1065	41	383	2	41	1	2



25

DONTAE JOHNSON

Safety
6-3 • 190 • Sophomore
Pennington, N.J.
Pennington Prep

- The Wolfpack's nickel back - he started the wins over No. 7 Clemson and Maryland when the Pack opened in the nickel package.
- Has tallied a sack in two of the last three games.
- Started one game at the field safety spot last season.

2011 JOHNSON GAME BY GAME STATS

Opp.	Pl.	Hit	Ast	Tot	TFL-Yd	Sk-Yds	QP	FC/FR	PBU
Liberty	45	0	0	0					1
@ WFU	9	0	0	0					
S. Alabama	17	0	0	0					1
@ Cinc.	22	1	1	2					
Ga. Tech	27	1	1	2					
C. Michigan	17	1	0	1					
@ Virginia	31	1	2	3					
@ FSU	28	3	1	4					
UNC	23	2	2	4					
@ BC	42	2	3	5	1-6	1-6			
*Clemson	58	2	1	3					
*Maryland	51	4	1	5	1-8	1-8			

JOHNSON CAREER STATS

Year	GP-GS	Pl	Hit	Ast	Tot	TFL-YD	Sk-Yd	PBU	INT	CF/RF
2010	12-1	234	16	9	25				1	
2011	12-2	370	16	11	27	2-14	2-14		2	
Totals	24-3	604	32	20	52	2-14	2-14		3	



73

ANDY JOMANTAS

Offensive Guard
6-7 • 289 • Freshman^{RS}
Dayton, Ohio
Chaminade-Julienne HS

- Backup right guard.

2011 JOMANTAS GAME BY GAME STATS

Opp.	Pl.	Sk
Liberty	1	0
@ WFU	Did Not Play	
S. Alabama	5	0
@ Cinc.	7	0
Ga. Tech	Did Not Play	
C. Michigan	Special Teams Only	
@ Virginia	Special Teams Only	
@ FSU	Special Teams Only	
UNC	Did Not Play	



@ BC	Special Teams Only
Clemson	5 0
Maryland	Special Teams Only

JOMANTAS CAREER STATS

Year	GP-GS	Ply	Sk
2011	9-0	18	0



58

JACOB KAHUT

Defensive Tackle
6-4 • 245 • Junior
Wake Forest, N.C.
Wake Forest/Rolesville

- Walk-on who saw action on both sides of the ball at Cincinnati, seven snaps on offense and 13 on defense.

2011 KAHUT GAME BY GAME STATS

Opp.	Off/Def	Hit	Ast	Tot
Liberty	0/1	0	0	0
@ Cinc.	7/13	1	0	1
Ga. Tech	12	0	0	0
C. Michigan	Special Teams Only			

KAHUT CAREER STATS

Year	GP-GS	Pl	Hit	Ast	Tot	TFL-YD	Sk-YD	QP	PBU	CF
2011	4-0	33	1	0	1					



91

MARKUS KUHN

Defensive Tackle
6-4 • 303 • Graduate^{RS}
Weinheim, Germany
Weinheim HS

- An honorable mention All-ACC performer.
- Left the Boston College game after only nine snaps with an abdomen injury, he didn't start the Clemson game.
- Oldest player on the team at 25 - he didn't start playing football until he was 15, the youngest age kids in Germany are allowed to play.
- Graduated in May with a degree in business admin.

2011 KUHN GAME BY GAME STATS

Opp.	Pl	Hit	Ast	Tot	TFL-Yd	Sk-Yds	QP	FC/FR	PBU
*Liberty	37	2	0	2			2		
*@ WFU	50	6	2	8	0.5-2	0.5-2	2		1
*S. Alabama	57	2	4	6	1-2	1-2			
*@ Cinc.	65	4	0	4	2-4		2		
*Ga. Tech	49	3	5	8			1		
*C. Michigan	39	0	1	1					

*@ Virginia	52	5	1	6	1-2	1-2			1
*@ FSU	48	7	0	7	2-4	1-1			
*UNC	39	2	1	3				2	
*@BC	9	0	0	0					
Clemson	29	0	0	0				3	
*Maryland	39	1	1	2	1-5				

KUHN CAREER STATS

Year	GP-GS	Pl	Hit	Ast	Tot	TFL-YD	Sk-YD	QP	PBU	CF
2007	11-0	270	24	9	33	5-8	1-2	3	3	0
2008	13-3	356	15	8	23	2.5-13	2-12	8	0	1
2010	11-0	160	11	3	14	2-4	0-0	1	1	0
2011	12-11	513	32	15	47	7.5-19	3.5-7	12	2	0
Totals	47-14	1,299	82	35	117	17-44	6.5-21	24	6	1



41

DWAYNE MADDOX

Linebacker
6-2 • 232 • Graduate
Shelby, N.C.
Crest HS

- Has started five games this season - 20 for his career.
- Saw action at all three linebacker spots in 2011, head coach Tom O'Brien calls him the Pack's "little Dutch boy" since he has come in to fill so many gaps this season.
- Started the Cincinnati and Georgia Tech games at weakside. He then started the UVA, UNC, and BC games at the strong side and played 56 snaps at that position again at FSU.
- Came in for injured starter Terrell Manning at weakside linebacker in the win over South Alabama and tallied eight tackles, including a stop for loss.
- One of 12 Pack players that graduated on December 17.

2011 MADDOX GAME BY GAME STATS

Opp.	Pl	Hit	Ast	Tot	TFL-Yd	Sk-Yds	QP	PBU
Liberty	10	2	0	2	1-7			
@ WFU	0	1	0	1				
S. Alabama	53	5	3	8	1-9			
*@ Cinc.	76	1	3	4				
*Ga. Tech	62	3	3	6	1-2			
C. Michigan	2	0	0	0				
*@ Virginia	68	3	4	7	1-1			
@ FSU	56	2	2	4	1-4			
*UNC	54	1	3	4	1-2			
*@BC	48	2	2	4				
Clemson	16	1	0	1				
Maryland	24	0	1	1				1

MADDOX CAREER STATS

Year	GP-GS	Pl	Hit	Ast	Tot	TFL	Sk	QP	PBU
2008	9-4	308	19	13	32	0.5-1	0-0	1	0
2009	12-11	494	31	23	54	4-18	1-9	7	3
2010	9-0	84	4	4	8	1-6	1-6	0	0
2011	12-5	469	21	21	42	6-25		1	
Totals	42-20	1,355	75	61	136	11.5-50	2-15	9	3





35

TERRELL MANNING

Linebacker
6-3 • 233 • Junior^{RS}
Laurinburg, N.C.
Scotland Co. HS

- A second-team All-ACC performer at linebacker.
- Leading tackler in the win over UNC with 11, he also tallied a 12-yard sack. Named the ACC Linebacker of the Week for that performance.
- Also earned ACC Player of the Week honors for the win over Maryland, when he tallied seven total tackles, including two for loss and a sack and caused and recovered a fumble.
- Had two huge fumble recoveries in the win over No. 7 Clemson, both inside the Tigers' 20 yardline and both led to Wolfpack scores.
- State's leading tackler in three of the last six games.
- Leads the Pack with 12.5 tackles for loss.
- Left the South Alabama game with a knee injury, he had surgery two days later and missed the next two games.
- Has averaged nine stops per game following the injury.

2011 MANNING GAME BY GAME STATS

Opp.	Pl.	Hit	Ast	Tot	TFL-Yd	Sk-Yds	QP	FC/FR	PBU	INT
*Liberty	74	2	3	5			2			
*@ WFU	68	5	2	7	1.5-4	0.5-3			1	
*S. Alabama	16	1	1	2						
@ Cincinnati		Did Not Play - Injured								
Ga. Tech		Did Not Play - Injured								
*C. Michigan	55	4	6	10	1-8			1/0		1-2
*@ Virginia	68	4	5	9					1	
*@ FSU	71	5	2	7	2-3	1-2				1-3
*UNC	59	7	4	11	1-12	1-12				
*@ BC	50	7	3	10	2-18	1-11				
*Clemson	62	7	2	9	3-7		1	0/2		
*Maryland	62	5	2	7	2-11	1-8	2	1/1		

MANNING CAREER STATS

Year	GP-GS	Pl	Ht	Ast	Tot	TFL	SK	QP	PBU	Int	CF/RF
2009	12-2	330	31	17	48	2-6	0-0	1	4	1-4	1/0
2010	13-13	767	46	30	76	11-50	5-39	5	2	1-8	2/2
2011	10-10	585	47	30	77	12.5-63	5.5-44	5	2	2-5	2/3
Total	35-25	1682	124	77	201	25.5-119	10.5-83	11	8	4-17	5/5



79

R.J. MATTES

Offensive Tackle
6-6 • 306 • Junior^{RS}
Concord, N.C.
Robinson HS

- Left offensive tackle who has started 29 of the 31 career games he has played in - he has played guard and tackle during his career.

- Left the UNC game after nine snaps with a foot injury - he did not start the game at Boston College, but started the second half and ended up playing 41 snaps.
- Youngest player to start on the offensive line for NC State since 2003 when he got the nod as a freshman in '09.
- Father, Ron, played defense at Virginia from 1981-84 when O'Brien was there, then went on to play in the pros from 1986-92. He is now an assistant coach at Elon.

2011 MATTES GAME BY GAME STATS

Opp.	Pl.	Sk
*Liberty	65	1
*@ WFU	70	0
*S. Alabama	56	0
*@ Cinc.	56	2
*Ga. Tech	75	0
*C. Michigan	84	0
*@ Virginia	73	0
*@ FSU	63	0
*UNC	9	1
@ BC	41	0
*Clemson	70	0
*Maryland	98	0

MATTES CAREER STATS

Year	GP-GS	Ply	Sk
2009	8-8	413	1
2010	11-10	808	4
2011	12-11	760	4
Totals	31-29	1,981	9



75

T.Y. MCGILL

Defensive Tackle
6-1 • 290 • Freshman
Jesup, Ga.
Wayne County HS


- Only true freshman to earn a start this season at a non-special teams position, he got the nod at UVa.

2011 MCGILL GAME BY GAME STATS

Opp.	Pl.	Hit	Ast	Tot	TFL-Yd
Liberty	6	0	0	0	
@ WFU	15	1	0	1	
S. Alabama	11	0	0	0	
@ Cinc.	41	4	0	4	1-6
Ga. Tech	28	2	0	2	
C. Michigan	23	1	1	2	
*@ Virginia	19	0	0	0	
@ FSU	15	3	0	3	
UNC	14	0	1	1	
@ BC	30	2	0	2	
Clemson	17	1	1	2	
Maryland	15	1	0	1	

MCGILL CAREER STATS

Year	GP-GS	Pl	Ht	Ast	Tot	TFL	Sk	QP	PBU	CF/RF
2011	12-1	234	15	3	18	1-6				

86
CHAZ MCQUEEN
 Wide Receiver
 6-3 • 200 • Senior^{RS}
 Cary, N.C.
 Ravenscroft HS

- Walkon whose father, Cozell McQueen, was the starting center on the Wolfpack's 1983 National Championships basketball team.

2011 MCQUEEN GAME BY GAME STATS

Opponent	Pl	Rec	Yds	TD	LG
Ga. Tech	7	0	0	-	-
Clemson	3	0	0	-	-

MCQUEEN CAREER STATS

Year	GP-GS	Pl	Rec	Yds	TD	LG
2011	2-0	10	0	0	-	-



76
MIKEL OVERGAARD
 Offensive Tackle
 6-6 • 289 • Senior^{RS}
 Weiser, Idaho
 Weiser HS/Snow College


- Only senior starter on the offensive line
- Starting right tackle, he started the Boston College game at left tackle.
- Transferred in January of 2010 from Snow College. He originally enrolled at Washington State, where he red-shirted as a tight end in 2007.

2011 OVERGAARD GAME BY GAME STATS

Opp.	Pl.	Sk
*Liberty	50	1
*@ WFU	56	0
*S. Alabama	50	0
*@ Cinc.	42	1
*Ga. Tech	51	0
*C. Michigan	84	0
*@ Virginia	75	0
*@ FSU	59	1
*UNC	76	1
*@ BC	63	2
*Clemson	44	2
*Maryland	45	0

OVERGAARD CAREER STATS

Year	GP-GS	Pl	Sk
2010	6-2	126	0
2011	12-12	695	8
Totals	18-14	821	8



95
ART NORMAN
 Defensive End
 6-1 • 242 • Freshman^{RS}
 Stone Mountain, Ga.
 Chamblee HS


- Team leader in sacks with six
- Has four times the quarterback pressures of any other player on the team with 30 for the season.
- Had a huge game in the win over No. 7 Clemson with three sacks for a loss of 16 yards and a caused fumble that led to a score. He was named the ACC Rookie of the Week for that effort.
- Smallest player on the defensive line.
- Started the second game he had played in his collegiate career - at Wake Forest.

2011 NORMAN GAME BY GAME STATS

Opp.	Pl.	Hit	Ast	Tot	TFL-Yd	Sk-Yds	QP	FC/FR	PBU
Liberty	38	1	1	2	1-7	1-7	8		
*@WFU	55	1	2	3	1-5	1-5	3		
*S. Alabama	15	0	2	2					
*@ Cinc.	67	1	0	1	1-3		3		
*Ga. Tech	52	3	2	5					
*C. Michigan	41	1	1	2			6		1
@ Virginia	38	2	1	3	1-6		6		
*@ FSU	48	3	0	3	1-2		2		
*UNC	43	1	0	1	1-8	1-8	1		
*@ BC	20	0	0	0					
Clemson	29	3	0	3	3-16	3-16		1/0	
Maryland	28	0	0	0			1		

NORMAN CAREER STATS

Year	GP-GS	Pl	Hit	Ast	Tot	TFL-YD	Sk-YD	QP	PBU	CF
2011	12-8	474	16	9	25	9-47	6-36	30	1	1



4
TOBAIS PALMER
 Wide Receiver
 5-11 • 175 • Junior^{RS}
 Pittsboro, N.C.
 Northwood HS/Ga. Military

- The Pack's leading receiver with seven catches at Wake Forest. He also earned his first career start in that contest.
- Had a huge catch and run for a touchdown in the win over No. 7 Clemson - a 43-yarder.
- Also started and led the team in catches in the win over UNC with five for 94, including a 54-yard catch-and-run.
- Suffered a head injury during pregame warmups at Virginia and missed the game.
- Originally signed with the Pack in 2008, then attended Georgia Military Academy.



2011 PALMER GAME BY GAME STATS

Opponent	Pl	Rec	Yds	TD	Lg	RAC
Liberty	24	3	46	0	19	19
*@ WFU	37	7	96	1	65	34
S. Alabama	26	3	28	0	14	3
@ Cinc.	32	0	0	0	-	-
Ga. Tech	40	2	6	0	8	1
*C. Michigan	50	4	34	1	10	
@ Virginia		DNP - Injured				
*@ FSU	43	4	35	0	15	10
*UNC	33	5	94	0	54	58
*@ BC	40	2	6	0	6	6
*Clemson	40	3	82	1	43	49
Maryland	68	2	21	1	15	

PALMER CAREER STATS

Year	GP-GS	Pl	Rec	Yds	TD	LG	Rush	Yds
2011	11-6	433	35	448	4	65	0	0



88

QUINTIN PAYTON

Wide Receiver
6-4 • 203 • Sophomore^{RS}
Anderson, S.C.
T.L. Hanna HS

- Reserve receiver who had the longest play of his career (and the longest of the game) at Boston College when he hauled in a 32-yard reception.

2011 PAYTON GAME BY GAME STATS

Opponent	Pl	Rec	Yds	TD	LG
Liberty	13	1	18	0	18
@ WFU	17	1	14	0	14
S. Alabama	19	1	11	0	11
@ Cinc.	22	1	9	0	9
Ga. Tech	Did Not Play - Injured				
C. Michigan	31	0	0	0	-
@ Virginia	31	1	6	0	6
@ FSU	18	0	0	0	-
UNC	19	0	0	0	-
@ BC	26	1	32	0	32
Clemson	27	1	17	0	17
Maryland	22	0	0	-	-

PAYTON CAREER STATS

Year	GP-GS	Pl	Rec	Yds	TD	LG
2010	11-0	97	4	38	0	12
2011	11-0	245	7	107	0	32
Totals	22-0	342	11	145	0	32



45

MICHAEL PEEK

Linebacker
6-2 • 215 • Freshman
Grayson, Ga.
Grayson HS

- Reserve strongside linebacker who tallied a career-high five tackles, including an eight-yard sack, in the win over No. 7 Clemson.

2011 PEEK GAME BY GAME STATS

Opp.	Pl.	Hit	Ast	Tot	TFL-Yd	QP
Liberty	4	0	0	0		
@ WFU		Special Teams Only				
S. Alabama		Special Teams Only				
@ Cinc.	4	0	0	0		
Ga. Tech	1	0	0	0		
C. Michigan	0	1	0	1		
@ Virginia		Special Teams Only				
@ FSU		Special Teams Only				
UNC		Special Teams Only				
@ BC		Special Teams Only				
Clemson	10	3	2	5	1-8	1-8
Maryland	0	1	0	1		

PEEK CAREER STATS

Year	GP-GS	Pl	Hit	Ast	Tot	TFL	SK	CF/RF
2011	12-0	29	5	2	7	1-8	1-8	0/0



39

BRANDON PITTMAN

Linebacker
6-3 • 212 • Freshman
Raleigh, N.C.
Leesville Road HS

- Reserve linebacker who missed time with an injury this season.

2011 PITTMAN GAME BY GAME STATS

Opp.	Pl.	Hit	Ast	Tot	TFL-Yd
@ WFU		Special Teams Only			
S. Alabama		Special Teams Only			
@ Cinc.	4	0	0	0	
Ga. Tech	1	1	0	1	
C. Michigan		Special Teams Only			
Virginia		Special Teams Only			

PITTMAN CAREER STATS

Year	GP-GS	Pl	Hit	Ast	Tot
2011	6-0	5	1	0	1





46

ZACH POWELL

Defensive Back
5-11 • 194 • Senior^{RS}
Fuquay-Varina, N.C.
Fuquay-Varina HS

- Former walkon who earned a scholarship prior to the season.
- One of 12 Pack players that graduated on December 17.
- Spent part of the summer working with kids on Skid Row in Los Angeles with a group from Athletes in Action. In 2010 he took a mission trip to China.

2011 POWELL GAME BY GAME STATS

Opp.	Pl.	Hit	Ast	Tot	TFL-Yd	Sk-Yds	QP	FC/FR	PBU
Liberty	4	1	0	1					
Clemson	7	0	0	0					

POWELL CAREER STATS

Year	GP-GS	Pl	Hit	Ast	Tot	TFL-YD	PBU	INT	CF/RF
2011	2-0	11	1	0	1				



93

THEO RICH

Defensive End
6-3 • 225 • Freshman^{RS}
Portal, Ga.
Portal HS

- Young reserve defensive lineman, he red-shirted the 2010 campaign.

2011 RICH GAME BY GAME STATS

Opp.	Pl.	Hit	Ast	Tot	TFL-Yd	Sk-Yds	QP	FC/FR	PBU
Liberty	4	0	0	0					
@ WFU	7	0	0	0					
S. Alabama	32	1	1	2					
@ Cinc	14	1	0	1					
Ga. Tech	14	1	1	2					

RICH CAREER STATS

Year	GP-GS	Pl	Hit	Ast	Tot	TFL	Sk	QP	PBU	CF/RF
2011	5-0	71	3	2	5					



49

TYLER PURVIS

Fullback
6-3 • 220 • Sophomore
Reinholds, Pa.
Lancaster Catholic

- Walkon who was the team's leading scorer versus Georgia Tech, he had touchdown receptions of one and 13 yards.

2011 PURVIS GAME BY GAME STATS

Opponent	Pl	Att	Yds	TD	LG	Rec-Yds	TD	LG
Liberty	1	0	0			0-0		
@ WFU	Did Not Play							
S. Alabama	Did Not Play							
@ Cincinnati	5	0	0			0-0		
Ga. Tech	11	0	0	-	-	4-33	2	13
C. Michigan	9	0	0	-	-	0-0	-	-
@ Virginia	5	0	0	-	-	0-0		
@ FSU	4	0	0	-	-	1-3	0	3
UNC	1	0	0	-	-	0-0	-	-
@ BC	4	0	0	-	-	0-0	-	-
Clemson	1	0	0	-	-	0-0	-	-
Maryland	2	0	0	-	-	0-0	-	-

PURVIS CAREER STATS

Year	GP-GS	Pl	Att	Yds	TD	LG	Rec	Yds	TD	LG
2011	10-0	43	0	0	0	-	5	36	2	13



99

JEFF RIESKAMP

Defensive End
6-3 • 245 • Graduate^{RS}
Cincinnati, Ohio
Elder HS

- Senior who was projected to be a starter for the second straight year. Lost for the season in the opener.
- One of 12 Pack players that graduated on December 17.

2011 RIESKAMP GAME BY GAME STATS

Opp.	Pl.	Hit	Ast	Tot	TFL-Yd	Sk-Yds	QP	PBU	CF/RF
*Liberty	42	3	0	3			2		

RIESKAMP CAREER STATS

Year	GP-GS	Pl	Ht	Ast	Tot	TFL	Sk	QP	PBU	CF/RF
2008	12-2	301	15	6	21	3.5-12	2-5	6	0	0/0
2010	12-11	460	16	11	27	4-21	2-19	17	2	0/1
2011	1-1	42	3	0	3			2		
Totals	25-14	803	34	17	51	7.5-23	4-24	25	2	0/1



32

NIKLAS SADE

Placekicker
6-3 • 195 • Freshman
Wake Forest, N.C.
Wakefield HS

- One of six true freshmen in the FBS ranks to start at placekicker this season.
- Has connected on his last 6 field goals, he had a stretch just 1-of-5 prior to current stretch.
- Has connected on his last 42 point after attempts, that mark ties as the sixth-longest streak in school history.
- Scored 13 points in the win over No. 7 Clemson, hitting all eight of his PAT attempts and all three of his field goal tries. Those eight PATs ties the school record.
- Kicked 42 extra points for the season, tied as the third-best mark in school history.
- Born in Dusseldorf, Germany. His mother is German and his father was born in American but moved to Germany as a baby.

2011 SADE GAME BY GAME STATS

Opp.	PAT	FG Made	FG Miss
*Liberty	4-5	33	--
*@ WFU	3-3	45, 37	--
*S. Alabama	5-5	--	--
*@ Cincy	2-2	--	--
*Ga. Tech	5-5	--	48
*C. Michigan	5-5	45	27
@ Virginia	4-4	--	41
*@ FSU	0-0	--	51
*UNC	1-1	26, 24	48
*@ BC	1-1	32	--
*Clemson	4-4	21, 32, 21	--
*Maryland	8-8	--	--

* - indicates kick was blocked

SADE CAREER STATS

Year	GP-GS	FG-FGA	0-29	30-39	40-49	50+	LG	PAT	KO	TB	OB
2011	12-12	10-15	4-5	4-4	2-5	0-1	45	42-43	64	3	4



55

BRIAN SLAY

Defensive Tackle/End
6-3 • 290 • Junior
Ashburn, Va.
Stone Bridge HS

- Started the first four games of the season at defensive tackle and the last seven at end.
- An honorable mention All-ACC performer.
- Left the Cincinnati game in the first half with an ankle injury and missed the

Georgia Tech game.

- Had a phenomenal game in the season opener - just his second career start. Tallied six total tackles, including two sacks, had two quarterback pressures, caused two fumbles and recovered another that he returned 52 yards for a touchdown.
- Named the ACC Defensive Lineman of the Week for that performance.
- That fumble return was the fourth-longest in school history and the longest in 16 years.

2011 SLAY GAME BY GAME STATS

Opp.	Pl.	Hit	Ast	Tot	TFL-Yd	Sk-Yds	QP	PBU	CF/RF
*Liberty	45	4	2	6	2-7	2-7	2		1/2
*@ WFU	50	4	0	4					
*S. Alabama	60	0	2	2	1-1				
*@ Cinc.	17	0	0	0					
Ga. Tech					Did Not Play - Injured				
*C. Michigan	41	0	0	0					
*@ Virginia	49	1	1	2					
*@ FSU	48	0	0	0					
*UNC	28	1	0	1	1-9	1-9			
*@ BC	27	1	1	2					
*Clemson	33	1	0	1	1-1		3		
*Maryland	33	2	0	2					

SLAY CAREER STATS

Year	GP-GS	Pl	Hit	Ast	Tot	TFL	Sk	QP	CF/RF
2009	10-0	115	4	2	6	0-0		8	0/0
2010	12-1	284	20	4	24	1-4		5	0/1
2011	11-11	431	14	6	20	5-18	3-16	5	1/2
Totals	33-12	830	38	12	50	6-22	3-16	18	1/3



86

JAY SMITH

Wide Receiver
6-2 • 209 • Senior^{RS}
Norfolk, Va.
Lake Taylor HS

- Ranks third on the team in receptions (36) and yards (347), and tied for second with four TD catches.
- First year as a full-time starter.

2011 SMITH GAME BY GAME STATS

Opponent	Pl	Rec	Yds	TD	LG
*Liberty	39	1	24	0	24
*@ WFU	41	2	23	0	18
*S. Alabama	36	1	3	0	3
*@ Cinc.	34	4	37	0	18
*Ga. Tech	46	3	24	1	11
*C. Michigan	55	5	61	1	17
*@ Virginia	66	4	41	0	16
*@ FSU	42	1	9	0	9
*UNC	54	4	18	0	8
*@ BC	50	4	37	0	18
*Clemson	40	1	7	1	7
*Maryland	70	6	63	1	21



J. SMITH CAREER STATS

Year	GP-GS	PI	Rec	Yds	TD	LG
2008	13-0	209	7	78	0	27
2009	11-0	232	5	59	0	33
2010	12-2	343	10	84	1	16
2011	12-12	573	36	347	4	24
Totals	48-14	1,357	58	558	5	33



2

RASHARD SMITH

Cornerback
5-11 • 176 • Sophomore^{RS}
Norfolk, Va.
Lake Taylor HS

- Moved from cornerback, where he started three games in 2009, to wide receiver in preseason camp - he had a six yard reception in the opener.
- Played 11 snaps at wide receiver and three at cornerback at Wake Forest - first Wolfpack player since 2005 to see action on both sides of the ball. Played four snaps at each position in the win over South Alabama.
- Moved back to a full-time defensive back before the Cincinnati game and has started at the boundary corner in three games.
- Missed the 2010 campaign with a torn ACL.

2011 R. SMITH GAME BY GAME STATS

Opponent	Plays						Ht	Ast	Tot	PBU
	WR/CB	Rec	Yds	TD	LG					
Liberty	10/0	1	6	0	6	-	-	-		
@ WFU	11/3	0	0	0	0	0	0	0		
S. Alabama	4/4	0	0	-	-	0	0	0		
@ Cinc.	0/3	0	0	-	-	0	0	0		
Ga. Tech	0/5	0	0	-	-	0	0	0		
C. Michigan	41	-	-	-	-	2	3	5		
*@ Virginia	31	-	-	-	-	4	0	4	1	
*@ FSU	44	-	-	-	-	5	0	5	1-2	
*UNC	38	-	-	-	-	2	1	3		
@ BC	24					1	0	1		
Clemson	27					1	0	1		
Maryland										

Special Teams Only

R. SMITH CAREER STATS

Year	GP-GS	PI	Rec	Yds	TD	Lg	Ht	Ast	Tot	TFL	SKPBU	KOR	PR
2009	6-4	135	NA	NA	NA	NA	8	4	12	2-12	1-9	1	1-24
2011	12-3	245	1	6	0	6	15	4	19	1-2	NA	1	0-0
Totals	18-7	380	1	6	0	6	23	8	31	3-14	1-9	2	1-24



52

J.R. SWEEZY

Defensive Tackle
6-5 • 293 • Graduate^{RS}
Mooresville, N.C.
Mooresville HS

- Voted team captain by his teammates.
- One of 12 Pack players that graduated on December 17.
- Slated to start for the second season at defensive tackle, but suffered a foot fracture in preseason camp and underwent surgery. He missed the first four games and came back to see action at end against Georgia Tech.

2011 SWEEZY GAME BY GAME STATS

Opp.	PI	Hit	Ast	Tot	TFL-Yd	Sk-Yds	QP	FC/FR	PBU
Liberty									
@ WFU									
S. Alabama									
@ Cincinnati									
Ga. Tech	27	2	1	3	1-3	1-3	3		
*C. Michigan	29	0	0	0					
@ Virginia	25	1	0	1					
*@ FSU	45	3	1	4	1-4	1-4	3		
*UNC	42	1	2	3			2		
*@ BC	29	3	1	4					
*Clemson	40	3	0	3	1-2		4		
*Maryland	40	2	1	3	1-3		1	1/0	

SWEEZY CAREER STATS

Year	GP-GS	PI	Hit	Ast	Tot	TFL-YD	Sk-YD	QP	PBU	CF/RF
2008	2-0	13	1	0	1			1		
2009	12-1	268	15	2	17	5-28	3-22	13	0	
2010	12-12	460	33	13	46	13-49	6-38	6	3	1/2
2011	8-6	277	15	6	21	4-12	2-7	13		1/0
Totals	34-19	1,018	64	21	85	22-89	11-67	33	3	2/2



83

ANTHONY TALBERT

Tight End
6-4 • 246 • Sophomore^{RS}
Cincinnati, Ohio
Winton Woods HS

- Reserve tight end who has mainly seen action on special teams.

2011 TALBERT GAME BY GAME STATS

Opponent	PI	Rec	Yds	TD	LG	RAC
Liberty	3	0	0	0	-	-
@ WFU	1	0	0	0	-	-
S. Alabama	11	0	0	0	-	-
@ Cinc.	7	0	0	0	-	-
Ga. Tech	3	0	0	0	-	-
C. Michigan						Special Teams Only



@ Virginia		Special Teams Only
@ FSU		Special Teams Only
UNC	7	0 0 0 - -
@ BC		Special Teams Only
Clemson	7	0 0 0 - -
Maryland		Special Teams Only

TALBERT CAREER STATS

Year	GP-GS	PI	Rec	Yds	TD	LP
2010	13-0	5	0	0	0	--
2011	12-0	39	0	0	0	-
Totals	24-0	43	0	0	0	-



69

THOMAS TEAL

Defensive Tackle
6-2 • 315 • Freshman^{RS}
Bennettsville, S.C.
Marlboro County HS

- Earned his first career start in the win over No. 7 Clemson.
- In for 15 snaps in the season opener, he suffered a broken bone in his foot in that contest and underwent surgery the same night. Missed the next seven games.
- Got back in action in the win over UNC.

2011 TEAL GAME BY GAME STATS

Opp.	Pl.	Hit	Ast	Tot	TFL-Yd	Sk-Yds	QP	FC/FR	PBU
Liberty	15	1	0	1	1-4	1-4	1		
UNC	14	2	1	3					
@ BC	20	1	1	2	1-1				
*Clemson	20	1	1	2					
Maryland	15	1	0	1					1/0

TEAL CAREER STATS

Year	GP-GS	PI	Hit	Ast	Tot	TFL	Sk	QP	PBU	CF/RF
2011	5-1	84	6	3	9	2-5	1-4	1		1/0



57

SCOTT THOMPSON

Long Snapper
6-0 • 220 • Freshman
Mission Viejo, California
Trabuco Hills HS

- Third member of the Pack's rookie special teams trio.
- Starting long snapper in every game this season.

THOMPSON CAREER STATS

Year	GP-GS	PI
2011	12-0	0



80

BRYAN UNDERWOOD

Wide Receiver
5-11 • 170 • Freshman^{RS}
University Heights, Ohio
Cleveland Heights HS


- Had the third-highest reception yardage total of the season with 125 yards on three catches in the win at Virginia.
- Pulled in the longest reception ever for a State freshman with a 79-yarder in the win over Virginia. Also scored on a 33-yard catch in that contest.
- Red-shirted the 2010 campaign.

2011 B. UNDERWOOD GAME BY GAME STATS

Opponent	PI	Rec	Yds	TD	LG
Liberty	6	0	0	-	-
@ WFU	8	1	2	0	2
S. Alabama	14	2	42	0	30
@ Cinc.	23	2	32	0	27
Ga. Tech	18	0	0	-	-
C. Michigan	16	0	0	-	-
@ Virginia	47	3	125	2	79
@ FSU	21	2	6	0	3
UNC	20	2	12	0	8
@ BC	17	1	1	0	1
Clemson	30	1	(2)	0	(2)
Maryland	23	1	4	0	4

B. UNDERWOOD CAREER STATS

Year	GP-GS	PI	Rec	Yds	TD	LG
2011	12-0	243	15	222	2	79



3

CURTIS UNDERWOOD

Halfback
5-11 • 200 • Graduate^{RS}
Lackawanna, N.Y.
Lackawanna HS

- Missed three games with a foot injury, he was back in practice the week before the FSU game.
- One of 12 Pack players that graduated on December 17.
- First Pack player to rush for over 100 yards since 2009, he gained a career-best 114 yards in the opener.
- Leading rusher in three of the first four games, that includes a six-yard total to lead the team against Cincinnati.

2011 UNDERWOOD GAME BY GAME STATS

Opponent	PI	Att	Yds	TD	LG	Rec-Yds	TD	LG
Liberty	18	14	114	1	35	1-2	0	2
@ WFU	34	12	56	0	14	1-2	0	2
S. Alabama	23	10	50	0	12	1-18	1	18
@ Cinc.	20	7	6	0	4	2-21	0	17



Ga. Tech	Did Not Play - Injured
C. Michigan	Did Not Play - Injured
@ Virginia	Did Not Play - Injured
@ FSU	Did Not Play
UNC	Special Teams Only
@ BC	Special Teams Only
Clemson	3 3 9 0 4
Maryland	Special Teams Only

C. UNDERWOOD CAREER STATS

Year	GP-GS	PI	Att	Yds	TD	LG	Rec	Yds	TD	LG
2007	6-0	37	19	84	0	15	1	8	0	8
2008	12-0	73	32	116	1	15	4	28	0	12
2010	12-0	32	15	62	0	10	1	12	1	12
2011	8-0	98	46	235	1	35	5	43	1	18
Totals	38-0	240	112	497	2	35	11	91	2	18

64

ANDREW WALLACE

Offensive Guard
6-5 • 304 • Junior^{RS}
Charlotte, N.C.
Olympic HS

- Has seen action in just two games this season after sitting out following knee surgery.
- Starting left guard in 2010, he suffered a knee injury prior to the Champs Bowl and underwent surgery.

2011 WALLACE GAME BY GAME STATS

Opp.	PI.	Sk
@ FSU	3	1
Clemson	5	0

WALLACE CAREER STATS

Year	GP-GS	PI	Sk
2009	12-2	288	0
2010	12-12	773	6
2011	2-0	8	1
Totals	26-14	1069	7

24

JAMES WASHINGTON

Halfback
6-0 • 180 • Junior
Orlando, Fla.
Boone HS

- Pack's leading rusher for the season with 852 yards, his 71 yards per game ranks eighth in the ACC.
- Yardage total is the 14th-best single-season mark in school history while his 212 attempts rank eighth.

- Posted a career-high rushing total with 131 yards against Georgia Tech.
- First Pack back to rush for over 100 yards in back-to-back games since 2005 (Andre Brown), he has three 100+ yard games this season.
- Leads the Pack with seven rushing scores.
- Also tied for the team lead with 39 receptions.
- Started the last four games of the 2010 campaign, including the bowl victory over West Virginia.

2011 WASHINGTON GAME BY GAME STATS

Opponent	PI	Att	Yds	TD	LG	Rec-Yds	TD	LG	KOR
*Liberty	39	14	67	2	19	1-3	0	3	0-0
*@ WFU	36	13	49	0	17	2-14	0	9	0-0
*S. Alabama	33	16	54	1	8	3-51	0	29	0-0
*@ Cinc.	37	4	(1)	0	2	7-46	0	9	0-0
*Ga. Tech	41	20	131	1	46	5-35	0	13	0-0
*C. Michigan	43	25	109	1	10	5-55	0	26	0-0
*@ Virginia	40	25	82	0	8	1-6	0	6	0-0
*@ FSU	39	13	35	0	7	2-15	0	9	0-0
*UNC	45	27	110	0	24	0-0	0	-	0-0
*@ BC	40	13	40	1	8	5-14	0	5	0-0
*Clemson	42	22	86	0	23	4-44	0	22	0-0
*Maryland	48	20	90	1	18	4-17	0	7	0-0

WASHINGTON CAREER STATS

Year	GP-GS	PI	Att	Yds	TD	LG	Rec	Yds	TD	LG	KOR
2009	6-0	47	21	76	2	12	5	44	1	13	
2010	8-4	353	71	215	1	12	27	185	1	24	9-204
2011	12-12	483	212	852	7	46	39	300	0	29	0-0
Totals	26-16	883	304	1,143	10	46	71	529	2	29	9-204

53

CAMDEN WENTZ

Center
6-3 • 301 • Junior
Marietta, Ga.
Lassiter HS

- Starting center each of the past two campaigns, he has racked up 25 starts and 1,918 snaps
- An honorable mention All-ACC performer.
- Father was an All-American swimmer at Arkansas.

2011 WENTZ GAME BY GAME STATS

Opp.	PI.	Sk
*Liberty	65	0
*@ WFU	72	0
*S. Alabama	56	0
*@ Cinc.	57	0
*Ga. Tech	75	0
*C. Michigan	84	0
*@ Virginia	75	0
*@ FSU	63	0
*UNC	75	0
*@ BC	66	0
*Clemson	70	0
*Maryland	98	0



WENTZ CAREER STATS

Year	GP-GS	PI	Sk
2009	5-0	67	0
2010	13-13	995	1
2011	12-12	856	0
Totals	30-25	1,918	1



44

LOGAN WINKLES

Fullback
6-1 • 240 • Freshman^{RS}
Thomaston, Ga.
Upson Lee HS

- Did not see action until the fifth game of the season as he was recovering from knee surgery.

2011 WINKLES GAME BY GAME STATS

Opponent	PI	Att	Yds	TD	LG	Rec-Yds	TD	LG
Ga. Tech	0					Special Teams Only		
C. Michigan	0					Special Teams Only		
@ Virginia	6	0	0	-	-	0-0		
@ FSU	2	0	0	-	-	0-0		
UNC	1	0	0	-	-	0-0		
@ BC	2	0	0	-	-	0-0		
Clemson	4	0	0	-	-	0-0		
Maryland	2	0	0	-	-	0-0		

WINKLES CAREER STATS

Year	GP-GS	PI	Att	Yds	TD	LG	Rec	Yds	TD	LG
2011	8-0	17	0	0	0	-	0	0	0	-



20

C.J. WILSON

Cornerback
5-11 • 179 • Graduate^{RS} (Jr.)
Lincolnton, N.C.
Lincolnton HS

- For his career, has three interceptions. Also for his career, has three interception returns for touchdowns. That ties as the NC State record.
- One of 12 Pack players that graduated on December 17.
- First Wolfpack player since 1966 to return two interceptions for scores in the same season - he did so in 2010.

2011 WILSON GAME BY GAME STATS

Opp.	PI	Hit	Ast	Tot	TFL-Yd	QP	FC/FR	PBU	INT
*Liberty	60	5	1	6					
*@ WFU	71	1	0	1					
*S. Alabama	63	1	0	1					
*@ Cinc.	78	3	1	4					
*Ga. Tech	64	1	0	1					

*C. Michigan	17	1	0	1
@ Virginia	38	2	0	2
@ FSU	37	1	3	4
UNC	20	2	0	2
*@ BC	27	0	0	0
*Clemson	42	2	1	3
*Maryland	62	3	0	3

1 1-59-1

WILSON CAREER STATS

Year	GP-GS	PI	Hit	Ast	Tot	CF/RF	PBU	Int-TD
2009	12-6	445	16	5	21	1/1		
2010	13-13	794	37	6	43		8	2-71-2
2011	12-9	579	22	6	28		1	1-59-1
Totals	37-28	1818	75	17	92	1/1	9	3-130-3



27

EARL WOLFF

Safety
6-0 • 201 • Graduate^{RS} (Jr.)
Raeford, N.C.
Hoke County HS

- Most experienced player in the defensive secondary in terms of games played (37).
- One of 12 Pack players that graduated on December 17.
- An honorable mention All-ACC performer.
- Second-leading tackler on the team (107), Coach O'Brien has called him 'the heart of the defense.'
- His mother was deployed to Kuwait at the end of November.
- Led the team in tackles at Wake Forest with 10.

2011 WOLFF GAME BY GAME STATS

Opp.	PI	Hit	Ast	Tot	TFL-Yd	Sk-Yds	QP	PBU	INT	CF/RF
*Liberty	75	8	1	9					1	1-13 1/0
*@ WFU	71	8	2	10						
*S. Alabama	67	1	7	8						
*@ Cinc.	71	6	7	13						
*Ga. Tech	59	8	4	12						2/0
*C. Michigan	58	11	1	12						0/1
*@ Virginia	65	3	0	3				1		
*@ FSU	60	6	1	7				1		
*UNC	56	4	5	9					1-0	
*@ BC	52	7	3	10	1-3					
*Clemson	62	5	2	7						
*Maryland	62	4	3	7					1-40	

WOLFF CAREER STATS

Year	GP-GS	PI	Hit	Ast	Tot	TFL-YD	Sk-YD	QP	PBU	INT	CF/RF
2009	12-4	209	42	9	51				1		
2010	13-13	791	65	26	91	3.5-14	2-12	2	3	1-31	4/1
2011	12-12	758	71	36	107	1-3			3	3-53	3/1
Totals	37-29	1,758	178	71	249	4.5-17	2-12	2	6	4-84	7/2



HEAD COACH TOM O'BRIEN

INTEGRITY. HONESTY. DILIGENCE.

TOM O'BRIEN VS. ALL COMPETITION

Opponent	Home	Away	Neutral	Total
Arizona State	0-0	0-0	1-0	1-0
Army	3-0	1-0	0-0	4-0
Ball State	2-0	1-0	0-0	3-0
Baylor	1-0	0-0	0-0	1-0
Boise State	0-0	0-0	1-0	1-0
Boston College	1-1	0-3	0-0	1-4
Brigham Young	1-0	1-0	0-0	2-0
Buffalo	1-0	0-0	0-0	1-0
Central Florida	0-1	1-0	0-0	1-1
Central Michigan	2-0	1-0	0-0	3-0
Cincinnati	1-0	0-2	0-0	1-2
Clemson	2-2	1-2	0-0	3-4
Colorado	0-0	0-0	0-1	0-1
Colorado State	0-0	0-0	1-0	1-0
Connecticut	3-0	1-0	0-0	4-0
Duke	1-1	1-0	0-0	2-1
East Carolina	1-0	1-1	0-0	2-1
Florida State	1-2	1-3	0-0	2-5
Gardner Webb	1-0	0-0	0-0	1-0
Georgia	0-0	0-0	1-0	1-0
Georgia Tech	0-2	2-0	0-0	2-2
Liberty	1-0	0-0	0-0	1-0
Louisville	0-1	0-1	0-0	0-2
Maine	1-0	0-0	0-0	1-0
Maryland	3-1	1-2	0-0	4-3
Massachusetts	1-0	0-0	0-0	1-0
Miami	1-4	1-4	0-0	2-8
Murray State	1-0	0-0	0-0	1-0
Navy	2-1	2-0	0-0	4-1
NC State	1-0	0-1	0-0	1-1
North Carolina	3-0	2-1	1-0	6-1
Northwestern	1-0	0-0	0-0	1-0
Notre Dame	2-1	3-2	0-0	5-3
Penn State	1-0	1-0	0-0	2-0
Pittsburgh	4-1	1-3	0-0	5-4
Rutgers	4-0	4-0	0-1	8-1
South Alabama	1-0	0-0	0-0	1-0
South Carolina	0-1	0-1	0-0	0-2
South Florida	0-1	0-0	0-0	0-1
Stanford	1-0	0-1	0-0	1-1
Syracuse	2-2	1-3	0-0	3-5
Temple	3-0	3-2	0-0	6-2
Toledo	0-0	0-0	1-0	1-0
Virginia	2-0	1-0	0-0	3-0
Virginia Tech	1-4	1-5	0-0	2-9
Wake Forest	3-1	0-5	0-0	3-6
West Virginia	4-1	1-3	1-0	5-4
Western Carolina	1-0	0-0	0-0	1-0
William & Mary	1-0	0-0	0-0	1-0
Wofford	1-0	0-0	0-0	1-0
TOTALS	67-28	34-45	6-2	107-75

In 15 years as a head coach and more than three decades in the coaching profession, Tom O'Brien has quietly become known as a paragon of all three of those qualities. And because he unwaveringly and unapologetically expects nothing less from those around him, he's added another characteristic to his reputation: success.

O'Brien is definitely a man of few words. Instead, he has let his actions speak for him throughout his life and career. While many coaches use hyperbole and flamboyance to attract top recruits, he remains calm and reticent - a man who might say little, but whose words have import. His players would probably attest to the fact that a word from O'Brien, or maybe even a look, has more of an impact than a lecture from someone else.

While others may feel in order to be successful on the field they need to cut corners in the classroom, O'Brien has maintained his high standards by only recruiting players with the potential to be successful academically. He has made academics the first of three prongs in his goal for his program at NC State: To be champions in the classroom, in the community and on the football field. And while many coaches think of the community only as the fans that attend their games and donate money to their programs, O'Brien and his

teams have reached out to people far outside the football and athletic world.

But for all of his high ideals and standards, Tom O'Brien is not a man who seeks the spotlight or needs the validation of others in the form of awards or honors (although he's had plenty of those during his career). Simply put, he is a man who is comfortable in his own skin.

Personally, O'Brien would probably want to be known first as a family man. His wife and three children are his greatest passion and despite the hectic nature of his profession, he always takes time to spend with them. He is also passionate about the Marines and maintains close relationships with his former teammates from his days at the Naval Academy. And finally, he has a true passion to make the young men under his guidance into better people, not just better football players.

Professionally, O'Brien has implemented a system for building a championship program based on his ideals and beliefs and is confident that the system will succeed with time and hard work. When the going gets tough, he just keeps following the plan, confident that by doing the right things, success will come in the end.

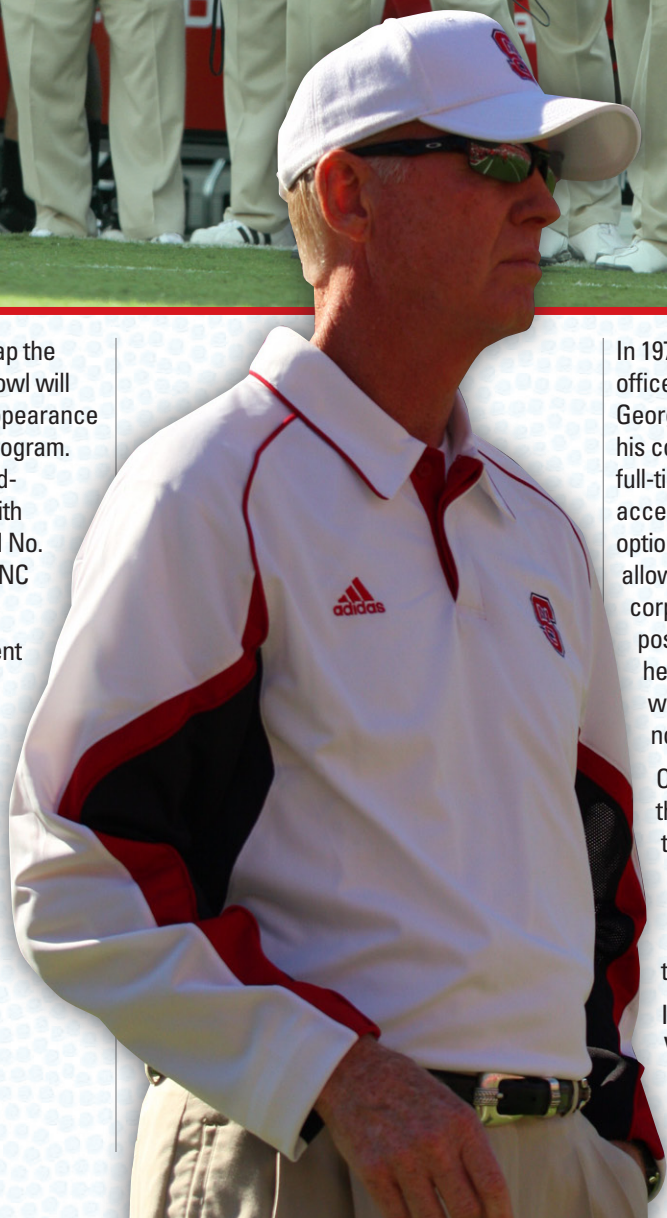
After patiently following his formula for suc-





cess, the Wolfpack has begun to reap the rewards. The trip to the 2011 Belk Bowl will mark the Pack's third postseason appearance in his five years at the helm of the program. In 2010, his squad tied for the second-highest win total in school history with nine and finished the season ranked No. 25 - the first postseason ranking for NC State since 2002.

O'Brien's steadfastness is a testament to his proud military background. After his 1971 graduation from the Naval Academy, he served nine years in the Marines, beginning his football coaching career as an assistant for Navy's plebe (freshman) team, then serving at the Quantico Marine Base in Quantico, Va., and tours of duty in California and Japan. He eventually reached the rank of major in the Marine Corps Reserve.



In 1975, O'Brien returned to Navy as a Marine officer assigned to then-Navy head coach George Welsh's staff. In 1980, he resigned his commission and was hired by Welsh as a full-time assistant coach. But O'Brien didn't accept before he examined all of his available options. To this day, he credits Welsh with allowing him to interview with several major corporations before accepting the coaching position. After examining all of his options, he concluded that coaching was where he wanted to be. Thirty-five years later, he has no regrets.

O'Brien spent seven years under Welsh at the Naval Academy, coaching the team's tackles and tight ends and serving as recruiting coordinator. He was responsible for recruiting All-America and Hall of Fame running back Napoleon McCallum to the Naval Academy.

In 1982, O'Brien followed Welsh to Virginia, where they turned the Cavaliers into a nationally prominent and successful football power. In O'Brien's 15



years there, Virginia had winning seasons 12 times, won four bowl games and was ACC co-champion. O'Brien was the Cavs' offensive coordinator in his final six seasons. During his tenure, Virginia consistently ranked among the top offensive teams in the Atlantic Coast Conference. In 1996, the Cavaliers scored more than 320 points for an ACC-record eighth consecutive year.

O'Brien got his first opportunity to lead a major college program in December, 1996, when he took over at Boston College. There, he turned around a program that had been wracked with a gambling scandal and instability. After leading the Eagles to back-to-back 4-7 seasons in 1997 and 1998, O'Brien led BC to an 8-4 record in 1999 and the third-best turnaround in the NCAA I-A ranks. He then guided the Eagles to eight consecutive winning seasons and an NCAA-best eight consecutive bowl victories. He posted nine-win seasons in four of his final five years at Chestnut Hill, posting a 75-45 record and leaving the school with more wins than any coach in Boston College history. Heading into the Eagles' 2006 bowl game, BC ranked as the 18th winningest program of the 21st century (from 2000-06).

Just as impressively, O'Brien's teams were successful in the classroom. The American Football Coaches' Association gave him its 2004 Academic Achievement Award for posting a 100 percent graduation rate. He received Honorable Mention status seven additional times during his tenure at Boston College. BC was ranked No. 1 in the country by USA Today when that publication re-ordered its 2005 regular-season poll and the final 2005 football Top 25 by APR (Academic Progress Rate) score to measure a combination of athletic and academic success. At the time O'Brien left, BC boasted the highest success rate for football among any ranked team.

Following the 2006 regular season, the job at NC State opened up and O'Brien jumped at the chance to return south to a large public institution where football is a centerpiece for students, alumni and fans. Recent upgrades to Carter-Finley Stadium and the commitment to building a strong football program cemented O'Brien's decision.

He brought to NC State his goal of building a championship program - in the classroom, in the community and on the football field. Before the ink was barely dry on his contract, the student-athletes from his team were being held to even higher academic standards, and the team was involved with many community service projects in his first semester on the job.



That championship attitude began to be exhibited midway through O'Brien's first season at NC State. After opening the season 1-5, his team pulled together and won four straight games, including a win over 18th-ranked Virginia and tough road wins at East Carolina and Miami. Despite the slow start, his first Wolfpack squad went into the season finale with a bowl bid on the line.

In 2008, O'Brien's team was decimated by injuries early in the season and entered the month of November with a 2-6 record. But there was no sense of panic around the Wolfpack locker

room - instead the coaching staff stood true to its plan and things begin to click. The team finished the season with four straight wins and an invitation to a postseason bowl.

That season will go down as one of the most rewarding of O'Brien's career, as his team became the first in ACC history to start the season 0-4 in league play and finish 4-0. His freshman quarterback, Russell Wilson, became the first rookie in the history of the Atlantic Coast Conference to be named first-team all-conference at his position and it marked the sixth time in his 19 years in the



league that a quarterback under O'Brien's tutelage was named the All-ACC signal caller.

The 2009 campaign was another marked by injuries for O'Brien's Wolfpack. Victories over eventual Big East Champion Pitt and a third-straight win over rival North Carolina highlighted the season. Last season's team came within one win of winning the ACC's Atlantic Division title, posted five ACC wins and closed out the season with its ninth victory - a win over No. 22 West Virginia in the Champs Sports Bowl.

This year, another injury-ridden team won five of its last seven games, including a victory over eventual ACC champ No. 7 Clemson, to qualify for the postseason. O'Brien enters his 11th career bowl game having won eight of his last nine trips to the postseason.

O'Brien and his staff have also relentlessly pushed the squad to become champions in the classroom. In the last eight graduation ceremonies, 70 members of the squad have earned their degrees, and the cumulative GPA of the football team has steadily risen in just his first five years with the program.

NC State's football squad has also increased its community involvement under O'Brien. The

squad served a meal at the Raleigh Rescue Mission during his first year with the program and has become increasingly involved with the Marine Corps' Toys for Tots campaign, raising almost \$200,000 for that cause.

The team has taken several visits to Camp LeJeune to visit the "wounded warriors" and in March of 2009, a few players and staff members spent their spring break helping rebuild hurricane-ravaged homes in Mississippi.

O'Brien has been a visible and popular figure at Wolfpack athletic events and Wolfpack Club speaking engagements since his arrival in Raleigh. He has also focused on the Wolfpack's rich football history as he attempts to get former players involved with the program. For the last five springs, he has welcomed back more than 300 former Wolfpack football players for a two-day reunion around NC State's spring football game. An all-star collection of players have been on hand, with representatives from more than six decades.

O'Brien received a community-minded Jesuit education at St. Xavier High School in Cincinnati, Ohio, that helped him earn his appointment to the Naval Academy and has continued to shape the type of man he has become. At Annapolis, where he was a three-

year starter at defensive end, he learned to combine his hard work with discipline and leadership skills, traits that prepared him to become a Marine officer when his football career ended.

O'Brien has spent his career influencing his peers and his players. In addition to serving on the board of directors for the Marine Corps' Toys for Tots Foundation, he also received the John F. Kennedy National Award, given to "an outstanding American of Irish descent for distinguished service to God and country" in 2005.

O'Brien is married to the former Jennifer Byrd of San Diego, who is a member of the board of directors for Rostro de Cristo (Face of Christ), a program whose mission is to provide spiritual and educational opportunities for young people from the United States to live out the Gospel of Jesus Christ together with the people of Ecuador. They are the parents of three children: Colleen Frances, a 2002 Boston College graduate who is an associate producer at ESPN; Daniel Patrick, a 2005 BC graduate who is on the Elon coaching staff; and Bridget Jean, also a 2005 BC graduate who is the Museum Coordinator for the Historic Charleston Foundation.



ASSISTANT COACHES

MIKE ARCHER

Defensive Coordinator
36th year in coaching

PLAYING EXPERIENCE: Three-year letterwinner at defensive back and punter for Miami from 1973-75, starting at safety for two seasons; Named the Hurricanes' scholar-athlete of the year as a senior.

EDUCATION: Earned his B.A. from Miami in 1976; Received his M.Ed. from Miami in 1978.

PERSONAL DATA: Born 7/26/53 in State College, Pa. Married to the former Barbara Pollak of Kansas City, Mo. Has two children: Jeff graduated from Kentucky in 2006 after playing football and baseball for the Wildcats and was a defensive graduate assistant at NC State from 2008-09. His daughter Betsy graduated from UK in 2007 and earned a master's from NC State. Now an elementary school teacher in Raleigh.

BOWL EXPERIENCE: *At NC State* - 2011 Belk Bowl, 2010 Champs Sports Bowl, 2008 Papajohns.com Bowl; *At Kentucky* - 2006 Music City Bowl, 1993 Peach Bowl; *At Virginia* - 1991 Gator Bowl; *At LSU* - 1988 Hall of Fame Bowl, 1987 Gator Bowl, 1986 Sugar Bowl, 1985 Liberty Bowl, 1984 Sugar Bowl; *At Miami* - 1983 Orange Bowl, 1980 Peach Bowl.



OTHER HIGHLIGHTS: *College* - Oversaw a defensive unit that picked off a school record 24 interceptions in 2011. Archer's 2010 NC State defense held two opponents to negative yardage in rushing and ranked second in the league in rush defense. The Pack was also second in the ACC in sacks. 2008 Wolfpack defense forced 28 turnovers, 20th in the NCAA. That mark includes 17 interceptions, 13th nationally. The 2007 Wolfpack defense ranked 25th nationally in passing efficiency defense. In 2006 at Kentucky, with 16 of his top 22 players either freshmen or sophomores, Archer's defensive unit forced 28 turnovers, as the Wildcats ranked fifth nationally in turnover margin. The squad finished its season with a win over Clemson in the Music City Bowl, posting a 4-2 turnover advantage. Was the youngest Division I-A head coach when named at LSU in 1987. In his four seasons in that capacity, he led the Tigers to a 27-18-1 mark, two bowl games and the 1988 Southeastern Conference title. In his three seasons as an LSU assistant, the Tigers posted a 26-8-2 mark and played in three bowl games. Member of Miami staff when Hurricanes won 1983 national championship; *Professional* - Coached a pair of two-time Pro Bowl selections (Jason Gildon, Levon Kirkland) and two other Pro Bowl selections (Joey Porter and Kendall Bell). Kendall Bell was named NFL Defensive Rookie of the Year. Coached the Steeler defense that led NFL in rushing defense in 2002. Pittsburgh won four divisional championships during his tenure.

PROFESSIONAL PLAYERS COACHED: *At NC State* - Nate Irving, DaJuan Morgan, DeMario Pressley, Willie Young; *At Kentucky* - Zane Beehn, Vincent Burns, Van Hiles, Melvin Johnson, Marty Moore, Reggie Rusk, Chris Ward, Wesley Woodyard; *At Virginia* - PJ Killian, Randy Neal; *At LSU* - Eric Andolsek, Roland Barbay, Marc Boutte, Michael Brooks, Toby Caston, Ricky Chatman, Tommy Clapp, Kenny Davidson, Kevin Guidry, Ronnie Haliburton, Eric Hill, Tommy Hodson, Greg Jackson, Norman Jefferson, Victor Jones, Brian Kinchen, Todd Kinchen, Sammy Martin, Mike Mayes, Corey Raymond, Raymond Smoot, Henry Thomas, Harvey Williams, Willie Williams, Karl Wilson; *At Miami* - Rodney Bellinger, Ronnie Lippett, Fred Marion, John Swain; *With Pittsburgh Steelers* - Kendall Bell, James Farrior, Jason Gildon, Levon Kirkland, Joey Porter.

MIKE ARCHER'S COACHING CAREER

Year(s)	Team	Position
1976-77	Miami	Graduate Assistant
1978	Miami	Administrative Assistant
1979-83	Miami	Defensive Backs
1984	LSU	Defensive Backs
1985-86	LSU	Defensive Coordinator/Defensive Backs
1987-90	LSU	Head Coach
1991-92	Virginia	Linebackers
1993-94	Kentucky	Defensive Coordinator/Linebackers
1995	Kentucky	Assistant Head Coach/ Defensive Coordinator/Linebackers
1996-02	Pittsburgh Steelers	Linebackers
2003-06	Kentucky	Defensive Coordinator
2007-pres.	NC State	Defensive Coordinator

DANA BIBLE


Offensive Coordinator / Quarterbacks / Wide Receivers
34th year in coaching

PLAYING EXPERIENCE: A starting cornerback for the University of Cincinnati (1972-75); Played running back and was a team captain at St. Xavier High School where he was the leading scorer in the Greater Cincinnati League.

EDUCATION: Earned a B.A. from Cincinnati in 1976. Received his M.B.A from that same institution in 1982.

PERSONAL DATA: Born 10/30/53 in Erie, Pa. Married to the former Nancy Huber of Cincinnati. Has two children, Adele (22) and Logan (17).

BOWL EXPERIENCE: *At NC State* - 2011 Belk Bowl, 2010 Champs Sports Bowl, 2008 Papajohns.com Bowl; *At Boston College* - 2006 Meineke Car Care Bowl, 2005 MPC Computers Bowl, 2004



Continental Tire Bowl, 2003 Diamond Walnut San Francisco Bowl, 2002 Motor City Bowl, 2001 Music City Bowl, 2000 Aloha Bowl, 1999 Insight.com Bowl; *At Stanford* - 1996 Sun Bowl, 1995 Liberty Bowl; *At San Diego State* - 1986 Holiday Bowl.

OTHER HIGHLIGHTS: With first-year starter Mike Glennon at QB in 2011, his total of 28 touchdown passes on the season was third-best in school history, and ranks second in the ACC on the season. Glennon also tied school records for TDs thrown in a game (5) and touchdown responsibility in a game (6). In 2010, helped coach second-team All-ACC performers Russell Wilson (QB) and Owen Spencer (WR). Wilson led the conference in total offense, passing and touchdown responsibility and ranks second in ACC history for his career in that category. The 2010 Wolfpack offense was first in the league in passing offense, second in scoring offense and fourth in total offense. Bible's offense also led the ACC in first downs, and was second in time of possession. In 2009, QB Russell Wilson led the ACC in touchdown passes and ranked fourth nationally with 31. Between 2008-09 Wilson set an NCAA record with 379 pass attempts without an interception. Also in 2009, wide receiver Owen Spencer broke his own ACC record for yards per catch with a 25.5 mark to lead the nation. In 2008, Wilson was the first-team All-ACC quarterback and ACC Rookie of the Year. He led the ACC in passing efficiency (133.93), total offense (213.0 ypg) and touchdown passes (17) and had the fewest interceptions nationally



ASSISTANT COACHES

(1). As a team, the 2008 Wolfpack ranked third in the ACC in passing offense and fifth in total offense. NC State offense has posted marks that rank in the top-10 in school history in completions, attempts, passing yards, and completion percentage during each of his three years back with the program. The 2007 Wolfpack squad set the school record for pass attempts (502) and posted the second-highest completion tally (281) in school history. NC State threw for 2,948 yards in 2007, the fifth-highest total ever for a Pack squad. The 2005 Boston College squad led the ACC in total offense, averaging 387.8 yards per game. The 2006 Eagle offense ranked second in the league with 355.6 yards per contest and led the ACC in passing yards at 241.2, turnover margin at 1.15 and first downs. BC quarterback Matt Ryan was named first-team All-ACC in 2006. Nominated for the 2000 Frank Broyles Award, given to the top assistant coach in the country. Quarterbacks coach for the 1990 Cincinnati Bengals squad which won the AFC Central Division championship and advanced to the playoffs. Coached at NC State under Tom Reed for three seasons in the 1980s, mentoring former Wolfpack greats such as Erik Kramer, Haywood Jeffires, Naz Worthen and Danny Peebles.

PROFESSIONAL PLAYERS COACHED: *At NC State* - Owen Spencer, Haywood Jeffires, Erik Kramer, Danny Peebles, Naz Worthen; *At Boston College* - Matt Ryan, Will Blackmon, Tim Hasselbeck, Quinton Porter, Brian St. Pierre; *At Stanford* - Randy Fasani, Todd Husak, Chad Hutchinson; *At Cincinnati* - Danny Barrett; *At San Diego State* - Alfred Jenkins, Patrick Rowe, Ray Rowe.

DANA BIBLE'S COACHING CAREER

Year(s)	Team	Position
1976-77	Cincinnati	Graduate Assistant
1978-80	Cincinnati	Quarterbacks
1981	Miami (OH)	Wide Receivers
1983-85	NC State	Quarterbacks/Wide Receivers
1986-88	San Diego State	Offensive Coordinator/Quarterbacks/ Wide Receivers
1989	Miami (OH)	Offensive Coordinator/Quarterbacks
1990-92	Cincinnati Bengals	Quarterbacks
1994	Cincinnati	Offensive Coordinator/Quarterbacks
1995-97	Stanford	Offensive Coordinator/Quarterbacks
1998	Philadelphia Eagles	Offensive Coordinator
1999-2006	Boston College	Offensive Coordinator/Quarterbacks/ Wide Receivers
2007-pres.	NC State	Offensive Coordinator/Quarterbacks/ Wide Receivers



dependence Bowl, 1995 Peach Bowl; *At Bowling Green State* - 1992 Las Vegas Bowl

OTHER HIGHLIGHTS: Position coach for center Camden Wentz, a 2011 All-ACC honorable mention selection. Took over the reigns of the offensive line following the 2010 season after leading the tight ends corps for the previous four seasons. Coached first-team All-ACC tight end George Bryan in 2010. In 2009, Bryan was also named first-team All-ACC after leading all league tight ends in receptions. Bryan was the Pack's second-leading receiver with 40 catches and six scores. His 2008 tight ends combined for 40 catches, 456 yards and eight of the Wolfpack's 20 passing touchdowns. The Wolfpack ranked third in the ACC in passing offense in 2008. Named one of the top recruiters in the nation for 2008 by Rivals.com. Helped coach the Boston College offense that led the ACC in total offense in 2005 and ranked second in the league in 2006. The 2006 Eagles also led the league in first downs and passing offense.

PROFESSIONAL PLAYERS COACHED: *At NC State* - Anthony Hill; *At Boston College* - Ryan Purvis, Sean Ryan; *At the Citadel* - Lew Dawson.

JIM BRIDGE'S COACHING CAREER

Year(s)	Team	Position
1992-93	Bowling Green State	Graduate Assistant
1994-95	Virginia	Graduate Assistant
1996-99	The Citadel	Offensive Line/Recruiting Coordinator
2000	Bowling Green State	Tight Ends
2001	The Ohio State	Graduate Assistant
2002	Eastern Michigan	Offensive Line
2003-06	Boston College	Tight Ends
2007-10	NC State	Tight Ends
2011-pres.	NC State	Offensive Line



DON HORTON

Tight Ends

31st year in coaching

PLAYING EXPERIENCE: Three-year starter on the offensive line at Wittenberg University, he played from 1978-81.

EDUCATION: Earned his B.A. from Wittenberg University in 1982. Received his master of arts from Ohio State in 1983.

PERSONAL DATA: Born 2/6/58 in Cincinnati, Ohio. He and his wife Maura have two daughters, Hayes (7) and Hadley Ellison (2).

BOWL EXPERIENCE: *At NC State* - 2011 Belk Bowl, 2010 Champs Sports Bowl, 2008 PapaJohns.com Bowl; *At Boston College* - 2006 Meineke Care Care Bowl; 2005 MPC Computers Bowl, 2004 Continental Tire Bowl, 2003 Diamond Walnut San Francisco Bowl, 2002 Motor City Bowl, 2001 Music City Bowl, 2000 Aloha Bowl, 1999 Insight.com Bowl; *At Ohio State* - 1982 Holiday Bowl.

OTHER HIGHLIGHTS: In 2011, position coach for George Byran, a second-team All-ACC selection. Switched to instructing the tight ends following the



JIM BRIDGE

Offensive Line
20th year in coaching

PLAYING EXPERIENCE: Played tight end for Wittenberg University from 1988-92.

EDUCATION: Earned his B.A. from Wittenberg in 1992; Received his M.Ed. in sports administration from Bowling Green State in 1994.

PERSONAL DATA: Born 10/15/69 in Cleveland, Ohio; Married to the former Andrea Bitterman of Buffalo, N.Y. Has four children: Anna Claire (7), Ryan (4), Maggie (2) and Jack (1).

BOWL EXPERIENCE: *At NC State* - 2011 Belk Bowl, 2010 Champs Sports Bowl, 2008 PapaJohns.com Bowl; *At Boston College* - 2006 Meineke Car Care Bowl, 2005 MPC Computers Bowl, 2004 Continental Tire Bowl, 2003 Diamond Walnut San Francisco Bowl; *At Ohio State* - 2002 Outback Bowl; *At Virginia* - 1994 In-





ASSISTANT COACHES

2010 season, after leading the offensive line for four years. In 2010, coached offensive tackle Jake Vermiglio, an honorable mention All-ACC performer. NC State moved two defensive players to the offensive line in 2008, with center Ted Larsen and guard John Bedics starting all 12 games for the Pack and helping the offense rank fourth in passing and sixth in total offense in the ACC. Prior to the 2007 campaign, was named the second-best offensive line coach in the country by Todd McShay on espn.com. In 2006, coached BC guard Josh Beekman, who won first-team All-ACC honors, as well as the ACC's prestigious Jacobs' Blocking Trophy. One of his tackles, Jim Marten, earned second-team honors. In 2005, three BC offensive linemen – offensive tackle Jeremy Trueblood, Beekman and center Patrick Ross – all earned second-team all-conference honors. Horton helped coach Ross and Trueblood to the All-Big East second team in 2004 and offensive guards Chris Snee and Augie Hoffmann to the first team in 2003. Previously helped coach Eagle tight end Sean Ryan to the All-Big East second team in 2002, Robert Ellis to the All-Big East second team in 2000 and Todd Pollack to the All-Big East first team in 1997.

PROFESSIONAL PLAYERS COACHED: *At NC State* - Jerail McCuller, Ted Larsen; *At Boston College* - Bryan Arndt, Josh Beekham, Gosder Cherilus, Scott Dragos, Robert Ellis, Mike Guazzo, Augie Hoffman, James Marten, Ryan Poles, Todd Pollack, Patrick Ross, Sean Ryan, Chris Snee, Rob Tardio, Jeremy Trueblood.

DON HORTON'S COACHING CAREER

Year(s)	Team	Position
1982	The Ohio State	Graduate Assistant
1983-84	New Mexico State	Offensive Tackles/Tight Ends
1985-86	Virginia	Graduate Assistant
1987	Norfolk Catholic HS	Head Coach
1988-89	Wittenberg	Offensive Coordinator
1990-91	Capital University	Offensive Coordinator
1992-93	Ohio University	Offensive Line
1994-97	Southern Illinois	Offensive Coordinator
1997-02	Boston College	Tight Ends
2003-06	Boston College	Offensive Line
2007-10.	NC State	Offensive Line
2011-pres.	NC State	Tight Ends



JERRY PETERCUSKIE

Recruiting Coordinator / Special Teams
37th year in coaching

PLAYING EXPERIENCE: Played center at Boston College from 1971-74.

EDUCATION: Earned a B.A. in psychology from Boston College in 1975. Earned his M.Ed. in counseling from Penn State in 1977.

PERSONAL DATA: Born 7/8/53 in Pittston, Pa. Married to the former Karen Lovejoy of Clark, N.J. The couple has three children: John (23) graduated from NC State and currently works for Janus Corporation in Denver, Colo., Mark (21), is a senior linebacker at the University of New Hampshire studying sociology and justice studies and Alexandra (19) is sophomore at NC State studying journalism. His father, John Petercuskie, coached in high school, college and the NFL for 40 years.



BOWL EXPERIENCE: *At NC State* - 2011 Belk Bowl, 2010 Champs Sports Bowl, 2008 Papajohns.com Bowl; *At Boston College* - 2006 Meineke Care Care Bowl; 2005 MPC Computers Bowl, 2004 Continental Tire Bowl, 2003 Diamond Walnut San Francisco Bowl, 2002 Motor City Bowl, 2001 Music City Bowl, 2000 Aloha Bowl, 1999 Insight.com Bowl; *At Virginia* - 1996 Carquest Bowl, 1995 Peach Bowl; *At Penn State* - 1977 Fiesta Bowl, 1976 Gator Bowl.

OTHER HIGHLIGHTS: Coached return specialist T.J. Graham to first-team All-ACC honors in 2011. Graham set a new school and ACC record for most career kickoff return yards (3,090). In 2010, placekicker Josh Czajkowski set a school record for career PATs and for consecutive PATs. In 2009, Czajkowski hit 10 of 12 field goal attempts and posted a 58.3 yard kickoff average. In 2008, the Pack's kick return average of 23.1 ranked second in the ACC and was the sixth-best mark in school history. T.J. Graham set an NC State single-season kick return record of 893 yards and a school freshman kick return average mark of 25.1 to earn honorable mention All-ACC honors. NC State boasted a 13.2 yard punt return average in 2007, the fifth-best mark in school history. The Pack also ranked second in the ACC in field goal percentage in 2008. Coached returner Darrell Blackman, a second-team all-conference performer as a specialist in 2007. Coached Steven Hauschka, who went 16-of-18 (.889) on field goals, the sixth best percentage in a single season in Wolfpack history. Hauschka was a semi-finalist for the Lou Groza Award. The 2006 Boston College squad ranked fourth nationally in kickoff returns, while freshman returner Jeff Smith ranked eighth. BC's Will Blackmon finished second on the NCAA's all-time kick return yardage list, earned All-ACC honorable mention as a specialist in 2005 and All-Big East second team in 2004. Boston College's 2004 kickoff return team ranked first in the Big East, fourth in the nation. The 2004 Eagles ranked first in the Big East in net yards per punt and in kickoff coverage. The 2001 Eagles led Big East in net punting and kickoff coverage. In 2001, Kevin McMyler led Big East in punting and was named second-team all-conference. In 1999, William Green was ranked first in the Big East and 14th in the nation in kickoff returns. Jason Malecki (Boston College) led the Big East in punting in 1998.

PROFESSIONAL PLAYERS COACHED: *At NC State* - Steven Hauschka; *At Boston College* - Will Blackmon, William Green, John Matich, Jason Mylecki, Sandro Sciortino; *At Virginia* - Tony Dingle; *At Liberty* - Sebastine Berry; *At Rutgers* - George Bankos, Scott Miller, Harry Swayne, Tony Sagnella; *At Brown* - Steve Jordan.

JERRY PETERCUSKIE'S COACHING CAREER

Year(s)	Team	Position
1975	Trenton State	Part-time Offensive Line
1976-77	Penn State	Graduate Assistant
1978-82	Brown	Wide Receivers/Linebackers
1983	Rutgers	Linebackers
1984-88	Rutgers	Defensive Line
1989-94	Liberty	Defensive Coordinator/Linebackers
1995-96	Virginia	Defensive Tackles
1997-06	Boston College	Assistant Head Coach/Recruiting Coordinator/Special Teams
2007-pres.	NC State	Recruiting Coordinator/Special Teams



ASSISTANT COACHES



MIKE REED

Defensive Backs
13th year in coaching

PLAYING EXPERIENCE: *College* - Lettered at cornerback at Boston College from 1991-94. Was a first-team All-ECAC and second-team All-Big East performer in 1993. Team captain in 1994 and was a two-time preseason All-American; *Professional* - Drafted in the seventh round of the 1995 NFL draft by the Carolina Panthers, he spent two seasons there (1996-97); Played for the NFL Europe's Frankfurt Galaxy (1998-99). Team captain of the 1999 World Bowl Championship team.

EDUCATION: Earned a B.S. in communications with a minor in secondary education from Boston College in 1994.

PERSONAL DATA: Born 8/16/72 in Wilmington, Del. Married to the former Kimberly Byrd of Boston, the couple has two daughters, Michaela Rae (2) and newborn Milan Skye.

BOWL EXPERIENCE: At NC State - 2011 Belk Bowl, 2010 Champs Sports Bowl, 2008 Papajohns.com Bowl.

OTHER HIGHLIGHTS: As a coach - Position coach for 2011 Thorpe Award finalist David Amerson. Amerson was also first-team All-ACC and won the Jack Tatum Award. Amerson set a new NC State and ACC record with 11 interceptions. Also oversaw a unit that picked off a school record 24 interceptions on the season. Oversaw a unit that picked off nine passes in 2010, including three in two different games. Corner back C.J. Wilson became the first Wolfpack player since 1966 to return two interceptions for scores in the same season. Coached a defensive backfield that intercepted a dozen passes in 2008, leading the team to 18 total picks to tie for 15th nationally. In 2007, coached second-team All-ACC safety DaJuan Morgan. 2007 Wolfpack defense ranked 25th nationally in passing efficiency defense. In the NFL, the Philadelphia Eagles advanced to the NFC Championship game in 2002, 2003 and 2004, winning the NFC Championship and going to the Super Bowl in 2004. The 2004 team set a franchise record with 13 regular season wins. Won the NFC East Division title four of the five seasons Reed was with the Eagles. The team made the playoffs from 2002-2004 and again in 2006. Eagles' defense sent five players to the Pro Bowl in 2002, four players in 2004 and two more in 2006 and finished second in the league in points allowed (16.3) in 2004. As a player - team captain as a senior at Boston College in 1994, he was a first-team All-ECAC performer and second-team All-Big East performer in 1993. A seventh-round draft pick, he was Mr. Irrelevant of the 1995 draft. Team captain of NFL Europe's Frankfurt Galaxy during the 1999 World Bowl Championship team.

PROFESSIONAL PLAYERS COACHED: At NC State - DaJuan Morgan; At Richmond - Stacy Tutt; With Philadelphia Eagles - Shawn Barber, Sheldon Brown, Brian Dawkins, Rod Hood, Will James, Dhani Jones, Mike Lewis, Ike Reese, Lito Sheppard, Jason Short, Marc Simoneau, Jeremiah Trotter.

MIKE REED'S COACHING CAREER

Year(s)	Team	Position
2000	Kiel Hurricanes*	Defensive Backs
2000-01	Richmond	Wide Receivers/Tight Ends/ Defensive Backs
2002	Philadelphia Eagles	Assistant Coach (Defensive Backs/ Special Teams)

2003-06 Philadelphia Eagles
2007-pres. NC State
*German Professional League

Defensive Assistant/Quality Control
Defensive Backs



EVERETTE SANDS

Running Backs
16th year in coaching

PLAYING EXPERIENCE: *College* - Earned four letters as a running back at The Citadel from 1990-93, collecting All-Southern Conference honors in all four years. He ranks second all-time in school history with 3,926 yards and with 204 points on 34 touchdowns. As a junior in 1992 he led The Citadel to a conference title and number one final ranking with 1,449 yards and 12 scores en route to earning All-America honors. He also served as a team captain in 1993, and was inducted into The Citadel Athletic Hall of Fame in 2004.

EDUCATION: Earned a B.S. in computer science from The Citadel in 1993.

PERSONAL DATA: Born 7/28/71 in Conway, S.C. Married to the former Yvette Newton of Hartwell, Ga. the couple has two sons, Everette III "Tre" (10) and Josiah (3), and one daughter, Sierra (7).



BOWL EXPERIENCE: At NC State - 2011 Belk Bowl.

OTHER HIGHLIGHTS: As a coach - In his first season at NC State, the Pack's running backs had four individual 100+ yard performances, the first time since 2007. During his second stint at The Citadel, Sands coach three Bulldog running backs who were named to the Southern Conference All-Freshman team and had one back break the school's single-season and single-game records for touchdowns. He also served as an assistant coach for the Bulldogs from 1999-2000, and coached offensive backs at Ohio from 2001-04. From 1996-98 he coached the running backs at Elon.

EVERETTE SANDS' COACHING CAREER

Year(s)	Team	Position
1996-98	Elon	Running Backs
1999-2000	The Citadel	Assistant Coach
2001-04	Ohio	Offensive Backs
2005-10	The Citadel	Running Backs
2011-pres.	NC State	Running Backs



JON TENUTA

Linebackers
31st year in coaching

PLAYING EXPERIENCE: *College* - Three-year letterwinner at defensive back at Virginia, he earned the team's John Acree Memorial Football Trophy and Kevin Bowie Award.

EDUCATION: Earned a B.S. in physical education and health from Virginia in 1982.

PERSONAL DATA: Born 2/25/57. Married to the former Dori Gamble, who played basketball at Virginia. The couple has three sons: Zach (20), Matt (16) and Luke (10).



ASSISTANT COACHES



BOWL EXPERIENCE: *At NC State* - 2011 Belk Bowl, 2010 Champs Sports Bowl; *At Notre Dame* - 2008 Sheraton Hawai'i Bowl; *At Georgia Tech* - 2007 Humanitarian Bowl (served as interim head coach), 2006 Toyota Gator Bowl, 2005 Emerald Bowl, 2004 Champs Sports Bowl, 2003 Humanitarian Bowl, 2002 Silicon Valley Classic; *At North Carolina* - 2001 Peach Bowl; *At Ohio State* - 2001 Outback Bowl, 1999 Sugar Bowl, 1998 Sugar Bowl, 1997 Rose Bowl; *At Marshall* - 1987 IAA National Championship game; *At Maryland* - 1983 Citrus Bowl.

OTHER HIGHLIGHTS: Position coach for 2011 Butkis Award semifinalist Audie Cole. Terrell Manning was also named second-team All-ACC in 2011. In 2010, coached first-team All-ACC Nate Irving. After Tenuta arrived in South Bend, he helped the Irish defense improve in all defensive categories. At Georgia Tech, 18 Yellow Jacket defenders earned first- or second-team All-Atlantic Coast Conference recognition, and 18 players from his first four units were either drafted or signed NFL free-agent contracts. In the six years Tenuta was in Atlanta his defenses were ranked nationally in total, scoring defense and rushing defense, including 20th or better against the run the last five years. In 2001, Tenuta guided the ACC's top-rated defense at North Carolina. At Ohio State he helped develop several All-America's and first-round NFL draft picks. Ohio State's pass defense was consistently ranked among the nation's best during that span. In 1989 he was an assistant coach at SMU, where he helped Forrest Gregg rebuild the program.

PROFESSIONAL PLAYERS COACHED: *At NC State:* Nate Irving; *At Georgia Tech:* Keyaron Fox, Tony Hargrove, Michael Johnson, Dawan Landry, Darryl Richard, Daryl Smith, Vance Walker, Philip Wheeler, Gerris Wilkinson, James Butler, Chris Reese, Gary Guyton; *At North Carolina:* Julius Peppers, Ryan Sims, David Thorton, Dexter Reid, Michael Waddle; *At Ohio State:* Shawn Springs, Ty Howard, Rob Kelly, Damon Moore, Antoine Winfield, Ahmed Plummer, Gary Berry, Nate Clements, Derek Ross, Donnie Nicky, Mike Doss; *At Oklahoma:* Darius Johnson, Cedric Jones; *At SMU:* Marcello Simmons.

JON TENUTA'S COACHING CAREER

Year(s)	Team	Position
1981-82	Virginia	Graduate Assistant
1983	Maryland	Graduate Assistant
1984-85	Vanderbilt	Defensive Backs
1986	Marshall	Defensive Backs
1987	Marshall	Defensive Coordinator/Defensive Backs
1988	Kansas State	Defensive Coordinator/Defensive Line
1989	SMU	Defensive Backs
1990	SMU	Defensive Coordinator/Linebackers
1991-94	SMU	Defensive Coordinator
1995	Oklahoma	Defensive Backs
1996-99	The Ohio State	Defensive Backs
2000	The Ohio State	Defensive Coordinator/Defensive Backs
2001	North Carolina	Defensive Coordinator/Defensive Backs
2002-07	Georgia Tech	Defensive Coordinator/Defensive Backs
2008	Notre Dame	Assistant Head Coach/Linebackers
2009	Notre Dame	Assistant Head Coach/Defensive Coordinator/Linebackers
2010-pres.	NC State	Linebackers



KEITH WILLIS

Defensive Line
17th year in coaching

PLAYING EXPERIENCE: *College* - Played on the defensive line at Northeastern from 1978-81, he led the team in sacks each of his final three seasons. Four-year starter and two-time captain; *Professional* - Played for the Pittsburgh Steelers from 1982-91, with the Buffalo Bills and the Washington Redskins in 1993. Signed as a free agent with the Steelers in 1982. Battled back from a neck injury that kept him sidelined for all of the 1988 season to start all 16 games in 1989. Ended his career with the Steelers following the 1991 season and played as a reserve on the Buffalo Bills team that competed in the Super Bowl in 1993.

EDUCATION: Earned a B.A. in therapeutic recreation from Northeastern in 1988.

PERSONAL DATA: Born 7/29/59 in Newark, N.J. He and his wife Maxine have two children, Jasmine and Keith, Jr. Keith played defensive tackle for



Boston College (2004-06) and the Wolfpack (2008) before graduating from NC State in May of 2009. He will serve as the Wolfpack's video graduate assistant for defense in 2011.

BOWL EXPERIENCE: *At NC State* - 2011 Belk Bowl, 2010 Champs Sports Bowl; 2008 Papajohns.com Bowl; *At Boston College* - 2006 Meineke Car Care Bowl, the 2005 MPC Computers Bowl, the 2004 Continental Tire Bowl, the 2003 Diamond Walnut San Francisco Bowl, the 2002 Motor City Bowl, 2001 Music City Bowl; *At Cincinnati* - 2000 Motor City Bowl.

OTHER HIGHLIGHTS: *As a coach* - In 2011, defensive tackle Markus Kuhn and defensive end Brian Slay both earned All-ACC honorable mention accolades. In 2010, coached honorable mention All-ACC defensive tackle J.R. Sweezy. Helped coach the Wolfpack defense that ranked 20th nationally by forcing 28 turnovers in 2008. In 2005, the inaugural season in the Atlantic Coast Conference, BC led the ACC in rushing defense (90.8 ypg.) and finished third in the league in scoring defense (15.9 ypg.). Coached defensive end Mathias Kiwanuka, who was named 2005 Preseason ACC Player of the Year and was an AFCA All-America selection. At Slippery Rock, served as the school's liaison for the Minority Student-Athlete Mentoring program. In the summer of 1998, he completed an NFL internship with the Steelers. *As a player* - Enjoyed a 12-year career in the National Football League, spending 10 of those campaigns with the Pittsburgh Steelers. He signed as a free agent with the Steelers in 1982 and ended his career there ranked fourth in team history with 59 quarterback sacks — trailing only L.C. Greenwood (73.5), Joe Greene (66) and Jason Gildon (62.5). His 14 sacks in 1982 and 12 sacks in 1986 are the second and third highest single-season totals in team history. Willis battled back from a neck injury that kept him sidelined for all of the 1988 season to start all 16 games in 1989, tallying 32 tackles with 6.5 sacks. His comeback efforts were recognized by his being selected as the recipient of the team's Ed Block Courage Award in 1990. Willis ended his career with the Steelers following the 1991 season and played as a reserve on the Buffalo Bills team that competed in the 1993 Super Bowl.

PROFESSIONAL PLAYERS COACHED: *At NC State* - DeMario Pressley, Willie Young; *At Boston College* - Tim Bulman, Antonio Garay, Mathias Kiwanuka; *At Cincinnati* - Antwan Peek.

KEITH WILLIS' COACHING CAREER

Year(s)	Team	Position
1995-98	Slippery Rock	Defensive Line
1999-00	Cincinnati	Defensive Line
2001-06	Boston College	Defensive Line
2007-pres.	NC State	Defensive Line



2011 NC STATE FOOTBALL STATISTICS

SCHEDULE/RESULTS

Date	St	W-L	Score	Opponent	Att/Time	TV	Rusher (Att-Yds-TD)	Passer (C-A-Yds-TD-I)	Receiver (Rec-Yds-TD)	Tackler (Tkl)
9/4	H	W	43-21	Liberty	56,564	ESPN3	Underwood (14-114-1)	Glennon (18-31-156-1-0)	T. Gentry (4-32-0)	Cole (10)
9/10	A	L	27-34	Wake Forest	32,423	RSN	Underwood (12-56-0)	Glennon (24-41-315-3-1)	Palmer (7-96-1)	Wolff (10)
9/17	H	W	35-13	South Alabama	56,756	ESPN3	Washington (16-54-1)	Glennon (17-20-274-4-0)	Graham (5-128-1)	Cole (10)
9/22	A	L	14-44	Cincinnati	28,431	ESPN / 3D	Underwood (6-6-0)	Glennon (25-36-334-2-2)	Graham (7-176-2)	Cole (16)
10/1	H	L	35-45	^{21/21} Georgia Tech	55,811	ABC	Washington (20-131-1)	Glennon (20-29-163-2-1)	Washington (5-35-0)	Cole (16)
10/8	H	W	38-24	Central Michigan	54,388	ESPN3	Washington (25-109-1)	Glennon (20-36-244-4-0)	J. Smith (5-61-1)	Wolff (12)
10/22	A	W	28-14	Virginia	46,030	ESPNU	Washington (25-82-0)	Glennon (20-36-231-3-2)	Creecy (7-42-1)	Bishop, Manning (9)
10/29	A	L	0-34	Florida State	80,849	ESPNU	Washington (13-35-0)	Glennon (19-34-130-0-2)	Graham (5-39-0)	Cole (12)
11/5	H	W	13-0	North Carolina	57,583	ACC	Washington (27-110-0)	Glennon (16-33-164-1-1)	Palmer (4-94-0)	Manning (11)
11/12	A	L	10-14	Boston College	33,712	ACC	Washington (13-40-1)	Glennon (28-40-220-0-1)	Bryan (5-50-0)	Manning (10)
11/19	H	W	37-13	^{7/8} Clemson	57,583	ABC	Washington (22-86-0)	Glennon (19-29-253-3-0)	Graham (4-54-0)	Bishop (11)
11/26	H	W	56-41	Maryland	55,323	ACC	Washington (20-90-1)	Glennon (36-55-306-5-1)	Bryan (8-79-1)	Cole (11)
12/27	N			vs. Louisville	8:00 PM	ESPN				

Note: Rankings are listed after opponent - NC State/Opp

TEAM STATISTICS

TEAM STATISTICS	NCS	OPP			
SCORING	336	297			
Points Per Game	28.0	24.8			
FIRST DOWNS	220	212			
Rushing	73	86			
Passing	128	116			
Penalty	19	10			
RUSHING YARDAGE	1298	1589			
Yards gained rushing	1594	1938			
Yards lost rushing	296	349			
Rushing Attempts	420	423			
Average Per Rush	3.1	3.8			
Average Per Game	108.2	132.4			
TDs Rushing	10	17			
PASSING YARDAGE	2856	2634			
Comp-Att-Int	270-433-11	210-364-24			
Average Per Pass	6.6	7.2			
Average Per Catch	10.6	12.5			
Average Per Game	238.0	219.5			
TDs Passing	29	15			
TOTAL OFFENSE	4154	4223			
Total Plays	853	787			
Average Per Play	4.9	5.4			
Average Per Game	346.2	351.9			
KICK RETURNS: #-Yards	49-1058	58-1271			
PUNT RETURNS: #-Yards	18-206	14-68			
INT RETURNS: #-Yards	24-312	11-107			
KICK RETURN AVERAGE	21.6	21.9			
PUNT RETURN AVERAGE	11.4	4.9			
INT RETURN AVERAGE	13.0	9.7			
FUMBLES-LOST	21-11	28-12			
PENALTIES-Yards	52-393	61-557			
Average Per Game	32.8	46.4			
PUNTS-Yards	67-2502	58-2308			
Average Per Punt	37.3	39.8			
Net punt average	35.4	33.8			
TIME OF POSSESSION/Game	31:02	28:58			
3RD-DOWN Conversions	82/189	62/161			
3rd-Down Pct	43%	39%			
4TH-DOWN Conversions	11/20	3/11			
4th-Down Pct	55%	27%			
SACKS BY-Yards	33-209	32-214			
MISC YARDS	21	4			
TOUCHDOWNS SCORED	44	36			
FIELD GOALS-ATTEMPTS	10-15	15-20			
ON-SIDE KICKS	1-2	1-3			
RED-ZONE SCORES	(36-42) 86%	(31-37) 84%			
RED-ZONE TOUCHDOWNS	(28-42) 67%	(21-37) 57%			
PAT-ATTEMPTS	(42-44) 95%	(34-35) 97%			
ATTENDANCE	394008	221445			
Games/Avg Per Game	7/56287	5/44289			
SCORE BY QUARTERS	1st	2nd	3rd	4th	Total
NC State	41	98	97	100	336
Opponents	89	85	66	57	297

INDIVIDUAL STATISTICS

RUSHING	GP	Att	Gain	Loss	Net	Avg	TD	Long	Avg/G
Washington, J.	12	212	874	22	852	4.0	7	46	71.0
Creecy, T.	11	99	384	18	366	3.7	1	27	33.3
Underwood, C.	8	45	242	7	235	5.2	1	35	39.2
Barnes, B.	2	3	10	0	10	3.3	0	7	10.0
Graham, T.J.	12	2	0	5	-5	-2.5	0	0	-0.4
Brosius, T.	5	2	0	16	-16	-8.0	0	0	-3.2
TEAM	12	8	0	31	-31	-3.9	0	0	-3.4
Glennon, M.	12	49	84	197	-113	-2.3	1	15	-9.4
Total	12	420	1594	296	1298	3.1	10	46	108.2
Opponents	12	423	1938	349	1589	3.8	17	77	132.4
PASSING	G	Effic	Cmp-Att-Int	Pct	Yds	TD	Lng	Avg/G	
Glennon, M.	12	134.94	262-420-11	62.4	2790	28	87	232.5	
Brosius, T.	6	129.57	8-13-0	61.5	66	1	13	13.2	
TEAM	12	0.00	0-0-0	0.0	0	0	0	0.0	
Total	12	134.78	270-433-11	62.4	2856	29	87	238.0	
Opponents	12	118.89	210-364-24	57.7	2634	15	60	219.5	
RECEIVING	G	No.	Yds	Avg	TD	Long	Avg/G		
Graham, T.J.	12	39	641	16.4	5	87	53.4		
Washington, J.	12	39	300	7.7	0	29	25.0		
Smith, J.	12	36	347	9.6	4	24	28.9		
Palmer, T.	11	35	448	12.8	4	65	40.7		
Bryan, G.	12	30	302	10.1	4	19	25.2		
Creecy, T.	11	25	157	6.3	3	20	14.3		
Howard, S.	12	16	121	7.6	1	28	11.0		
Underwood, B.	12	15	222	14.8	2	79	18.5		
Carter, M.	12	9	84	9.3	1	23	7.6		
Payton, Q.	11	7	107	15.3	0	32	10.7		
Gentry, T.	6	7	42	6.0	2	11	7.0		
Purvis, T.	10	6	36	6.0	2	13	6.0		
Underwood, C.	8	5	43	8.6	1	18	7.2		
Smith, R.	12	1	6	6.0	0	6	0.5		
Total	12	270	2856	10.6	29	87	238.0		
Opponents	12	210	2634	12.5	15	60	219.5		
PUNT RETURNS	No.	Yds	Avg	TD	Long				
Graham, T.J.	16	193	12.1	1	82				
Smith, R.	2	13	6.5	0	7				
Total	18	206	11.4	1	82				
Opponents	14	68	4.9	0	28				
KICK RETURNS	No.	Yds	Avg	TD	Long				
Graham, T.J.	41	923	22.5	0	46				
Palmer, T.	3	48	16.0	0	27				
Haynes, D.	2	31	15.5	0	19				
Carter, M.	1	10	10.0	0	10				
Wilson, C.J.	1	21	21.0	0	21				
Amerson, D.	1	25	25.0	0	25				
Total	49	1058	21.6	0	46				
Opponents	58	1271	21.9	0	48				



2011 NC STATE FOOTBALL STATISTICS

INTERCEPTIONS	No.	Yds	Avg	TD	Long
Amerson, D.	11	142	12.9	1	47
Bishop, B.	5	53	10.6	0	36
Wolff, E.	3	53	17.7	0	40
Manning, T.	2	5	2.5	0	3
Wilson, C.J.	1	59	59.0	1	59
Cato-Bishop, D.	1	2	2.0	0	2
Green, D.J.	1	0	0.0	0	0
Total	24	312	13.0	2	59
Opponents	11	107	9.7	2	34

FUMBLE RETURNS	No.	Yds	Avg	TD	Long
Slay, B.	1	52	52.0	1	52
Manning, T.	1	4	4.0	0	4
Cole, A.	1	8	8.0	0	8
Bishop, B.	1	33	33.0	1	33
Total	4	97	24.2	2	52
Opponents	4	110	27.5	2	66

SCORING	TD	(R-P-Ret)	2 point conv.			PAT	DXP	SAF	FG-FGA	Pts
			Rcv	Rsh	Pass					
Sade, N.	0	(0-0-0)	-	-	-	42-43	-	-	10-15	72
Washington, J.	7	(7-0-0)	-	-	-	-	-	-	-	42
Graham, T.	6	(0-5-1)	-	-	-	-	-	-	-	36
Bryan, G.	4	(0-4-0)	-	-	-	-	-	-	-	24
Palmer, T.	4	(0-4-0)	-	-	-	-	-	-	-	24
Smith, J.	4	(0-4-0)	-	-	-	-	-	-	-	24
Creecy, T.	4	(1-3-0)	-	-	-	-	-	-	-	24
Gentry, T.	2	(0-2-0)	-	-	-	-	-	-	-	12
Purvis, T.	2	(0-2-0)	-	-	-	-	-	-	-	12
Underwood, B.	2	(0-2-0)	-	-	-	-	-	-	-	12
Underwood, C.	2	(1-1-0)	-	-	-	-	-	-	-	12
Amerson, D.	1	(0-0-1)	-	-	-	-	-	-	-	6
Bishop, B.	1	(0-0-1)	-	-	-	-	-	-	-	6
Carter, M.	1	(0-1-0)	-	-	-	-	-	-	-	6
Glennon, M.	1	(1-0-0)	-	-	-	-	-	-	-	6
Howard, S.	1	(0-1-0)	-	-	-	-	-	-	-	6
Slay, B.	1	(0-0-1)	-	-	-	-	-	-	-	6
Wilson, C.J.	1	(0-0-1)	-	-	-	-	-	-	-	6
TEAM	0	(0-0-0)	-	-	-	0-1	-	-	-	0
Totals	44	(10-29-5)	-	-	-	42-44	-	-	10-15	336
Opponents	36	(17-15-4)	-	-	1-1	34-35	-	-	15-20	297

TOTAL OFFENSE	G	Plays	Rush	Pass	Total	Avg/G
Glennon, M.	12	469	-113	2790	2677	223.1
Washington, J.	12	212	852	0	852	71.0
Creecy, T.	11	99	366	0	366	33.3
Underwood, C.	6	45	235	0	235	39.2
Brosius, T.	5	15	-16	66	50	10.0
Barnes, B.	1	3	10	0	10	10.0
Graham, T.J.	12	2	-5	0	-5	-0.4
TEAM	12	8	-31	0	-31	-3.4
Total	12	853	1298	2856	4154	346.2
Opponents	12	787	1589	2634	4223	351.9

FIELD GOALS	FGM-FGA	Pct	01-19	20-29	30-39	40-49	50-99	Lg	Blk
Sade, N.	10-15	.667	0-0	4-5	4-4	2-5	0-1	45	1
Total	10-15	.667	0-0	4-5	4-4	2-5	0-1	45	1
Opponents	15-19	.789	0-0	4-4	6-6	4-6	1-3	50	0

PUNTING	No.	Yds	Avg	Long	TB	FC	I20	Blkd
Baumann, W.	64	2396	37.4	62	3	31	20	0
Flint, J.	3	106	35.3	38	0	3	0	0
Total	67	2502	37.3	62	3	34	20	0
Opponents	58	2308	39.8	76	7	18	15	0

KICKOFFS	No.	Yds	Avg	TB	OB	Ret	Net	Yd Ln
Sade, N.	64	3967	62.0	3	4	1271	41.2	28
Total	64	3967	62.0	3	4	1271	41.2	28
Opponents	59	3762	63.8	8	2	1058	43.1	26

ALL PURPOSE LDERS	G	Rush	Rec	PR	KOR	IR	Tot	Avg/G
T.J. Graham	12	-5	641	193	923	0	1752	146.0
James Washington	12	852	300	0	0	0	1152	96.0
Tony Creecy	11	366	157	0	0	0	523	47.5
Tobais Palmer	11	0	448	0	48	0	496	45.1
Jay Smith	12	0	347	0	0	0	347	28.9
George Bryan	12	0	302	0	0	0	302	25.2
Curtis Underwood	8	235	43	0	0	0	278	46.3
Bryan Underwood	12	0	222	0	0	0	222	18.5
David Amerson	12	0	0	0	25	140	165	13.8
Steven Howard	12	0	121	0	0	0	121	11.0
Quintin Payton	11	0	107	0	0	0	107	10.7
Mario Carter	12	0	84	0	10	0	94	8.5
C.J. Wilson	12	0	0	0	21	59	80	6.7
Earl Wolff	12	0	0	0	0	53	53	4.4
Brandan Bishop	12	0	0	0	0	53	53	4.4
Taylor Gentry	5	0	42	0	0	0	42	7.0
Tyler Purvis	10	0	36	0	0	0	36	6.0
Dean Haynes	12	0	0	0	31	0	31	3.4
Rashard Smith	12	0	6	13	0	0	19	1.7
Brandon Barnes	2	10	0	0	0	0	10	10.0
Terrell Manning	10	0	0	0	0	5	5	0.5
Darryl Cato-Bishop	12	0	0	0	0	2	2	0.2
Tyler Brosius	6	-16	0	0	0	0	-16	-3.2
TEAM	12	-31	0	0	0	0	-31	-3.4
Mike Glennon	12	-113	0	0	0	0	-113	-9.4
Total	12	1298	2856	206	1058	312	5730	477.5
Opponents	12	1589	2634	68	1271	107	5669	472.4

MISCELLANEOUS STATISTICS

	Yards on First Down					Totals
	1st	2nd	3rd	4th	OT	
NC State	92-474	84-306	84-405	91-405	----	351-1590 (4.5)
Opponents	87-514	86-466	100-607	70-442	----	343-2029 (5.9)

	Third Down Conversions						Totals
	1st	2nd	3rd	4th	OT		
NC State	21-46 (.457)	26-53 (.491)	18-44 (.409)	17-46 (.370)	----	82-189 (.434)	
Opponents	16-37 (.432)	26-48 (.542)	13-41 (.317)	7-35 (.200)	----	62-161 (.385)	

	Fourth Down Conversions						Totals
	1st	2nd	3rd	4th	OT		
NC State	1-1 (1.000)	2-4 (.500)	2-3 (.667)	6-12 (.500)	----	11-20 (.550)	
Opponents	2-2 (1.000)	0-0 (.000)	0-3 (.000)	1-6 (.167)	----	3-11 (.273)	

	Time of Possession					Total (Average)
	1st	2nd	3rd	4th		
NC State	92:47 (7:43)	93:02 (7:45)	84:09 (7:00)	102:21 (8:31)	372:19 (31:01)	
Opponents	87:13 (7:16)	86:58 (7:14)	95:51 (7:59)	77:39 (6:28)	347:41 (28:58)	

	Average Field Position					Totals
	1st	2nd	3rd	4th		
NC State	26	37	32	36	33	
Opponents	33	30	31	33	32	

	Scoring in the Red Zone						TIME EXPIRED
	Poss	TD	FG	TO	MFG	ON DOWNS	
NC State	42	28	8	1	1	2	2
Opponents	37	21	10	5	0	1	0

	First & Goal						TIME EXPIRED
	Poss	TD	FG	TO	MFG	ON DOWNS	
NC State	20	17	2	0	0	1	0
Opponents	17	13	3	1	0	0	0



2011 NC STATE FOOTBALL STATISTICS

DEFENSIVE STATISTICS

SPECIAL TEAMS TACKLES / KNOCKDOWNS

(Includes Special Teams Tackles)

Name	GP-GS	Ht	Ast	Tot	TFL	Sk	QP	CF/RF	PBU	INT
Cole, LB	12-12	74	48	122	10-52	4-42	8	4/0	2	-
Wolff, S	12-12	71	36	107	1-3	-	-	3/1	3	3-53-0
Bishop, S	12-12	53	34	87	1-2	-	-	1/3	-	5-53-0
Manning, LB	10-10	47	29	76	12.5-63	5.5-44	5	2/3	2	2-5-0
Amerson, CB	12-12	40	14	54	1-2	-	-	-	5	11-142-1
Kuhn, DT	12-11	32	15	47	7.5-19	3.5-7	13	-	2	-
Maddox, LB	12-5	21	21	42	6-25	-	-	-	-	-
Green LB	7-7	23	10	33	5-11	1-1	-	-	1	1-0-0
Wilson, CB	12-10	22	6	28	-	-	-	-	1	1-59-1
Johnson, DB	12-2	17	10	27	2-14	2-14	1	-	2	-
Norman, DE	12-8	16	9	25	9-47	6-36	30	1/0	1	-
Cato-Bishop, DE	12-8	21	4	25	5-33	5-33	13	1/0	1	1-2-0
Sweezy, DT	8-6	15	6	21	4-12	2-7	15	1/0	2	-
Slay, DT	11-10	14	6	20	5-18	3-16	5	1/2	1	-
R. Smith, CB	11-3	15	4	19	1-2	-	-	-	1	-
McGill, DT	12-1	15	3	18	1-6	-	1	-	-	-
Frandsen, DE	12-1	10	5	15	-	-	4	-	2	-
Z. Gentry, LB	12-0	8	7	15	-	-	-	-	-	-
T. Gentry, FB	6-3	6	7	13	-	-	-	-	-	-
Coleman, S	12-0	5	5	10	-	-	-	-	-	-
Palmer, WR	11-6	8	1	9	-	-	-	-	-	-
Peek, LB	12-0	6	3	9	1-8	1-8	-	-	-	-
Teal, DT	5-1	6	3	9	2-5	1-4	1	1/0	-	-
Haynes, S	12-0	4	4	8	-	-	-	-	-	-
Cheek, LB	11-0	3	4	7	-	-	-	-	-	-
Ferguson, DT	7-0	4	3	7	1-2	1-2	-	-	-	-
W. Crawford, DT	10-0	3	2	5	1-3	-	-	-	-	-
Rich, DE	5-0	3	2	5	-	-	-	-	-	-
Sade, K	12-12	3	2	5	-	-	-	-	-	-
S. Crawford, DE	9-0	3	0	3	-	-	-	1/0	-	-
Pittman, LB	6-0	2	1	3	-	-	-	-	-	-
Rieskamp, DE	1-1	3	0	3	-	-	2	-	-	-
Winkles, FB	8-0	3	0	3	-	-	-	-	-	-
Kahut, DT	4-0	1	0	1	-	-	-	-	-	-
Thompson, LS	12-0	1	0	1	-	-	-	-	-	-
Carter, TE	12-2	0	1	1	-	-	-	-	-	-
Noel, DB	10-0	-	-	-	-	-	-	-	-	-
Dowdy, LB	1-0	-	-	-	-	-	-	-	-	-
Powell, CB	1-0	-	-	-	-	-	-	-	-	-

Blocked Kicks: - Kuhn (FG-MD)

Note: The defensive statistics included in the NC State release are compiled using coaches stats after they review game film each week.

Player	UT	AT	Tot	KD
Gentry, Z., LB	8	7	15	11
Gentry, T., FB	6	7	13	8
Amerson, CB	6	5	11	0
Coleman, S	4	6	10	1
Bishop, S	5	3	8	0
Palmer, WR	6	1	7	1
Peek, LB	4	3	7	0
Wolff, S	3	3	6	0
Haynes, S	3	3	6	2
Cheek, LB	2	4	6	0
Sade, K	3	2	5	0
Johnson, S	1	3	4	0
Pittman, LB	2	2	4	0
Winkles, FB	2	1	3	2
Maddox, LB	2	0	2	0
Green, LB	1	0	1	0
Smith, R., CB	1	0	1	0
Thompson, LS	1	0	1	0
Carter, TE	0	1	1	2
Norman, DE	0	0	0	1
Smith, J., WR	0	0	0	1
Noel, DB	0	0	0	1

IN THE RED ZONE

SPECIAL TEAMS SNAPS

Offense	No.	Scores
LIBERTY	4	4
Wake Forest	2	2
SOUTH ALABAMA	4	3
Cincinnati	0	0
GEORGIA TECH	4	3
CENTRAL MICHIGAN	6	5
Virginia	3	1
Florida State	0	0
NORTH CAROLINA	4	3
Boston College	2	2
CLEMSON	6	6
MARYLAND	7	7

Defense	No.	Scores
LIBERTY	0	0
Wake Forest	4	4
SOUTH ALABAMA	2	2
Cincinnati	8	7
GEORGIA TECH	6	5
CENTRAL MICHIGAN	3	2
Virginia	1	1
Florida State	3	3
NORTH CAROLINA	0	0
Boston College	2	2
CLEMSON	5	3
MARYLAND	2	3

Player,Pos	#	Player,Pos	#
Johnson, D., S	216	Allen, Z., OG	50
Gentry, Z., LB	188	Cheek, R., LB	48
Amerson, D., CB	176	Norman, A., DE	48
Haynes, D., S	145	Slay, B., DT	46
Bishop, B., S	142	Crisp, R., OT	44
Coleman, D., S	132	Manning, T., LB	38
Wolff, E., S	132	Sweezy, DT	38
Chandler, T., OT	114	Pittman, LB	37
Thompson, S., LS	112	Cato-Bishop, D., DE	37
Bryan, G., TE	112	Smith, R., CB	32
Baumann, W., PK	106	Grant, G., CB	21
Sade, N., K	105	McGill, DT	17
Peek, M., LB	103	Gentry, T., FB	103
Graham, T., WR	103	Kahut, DT	11
Carter, M., TE	99	Creecy, HB	11
Wilson, C., CB	98	Frandsen, DE	9
Kuhn, M., DT	96	Jomantas, OG	9
Talbert, A., TE	93	Rieskamp, J., DE	5
Palmer, T., WR	93	Howard, WR	4
Noel, DB	77	Payton, WR	4
Green, D., LB	70	Underwood, C., RB	4
Maddox, D., LB	69	Flint, PK	3
Smith, J., WR	61	Rich, DE	3
Cole, A., LB	61	Winkles, FB	60
Winkles, FB	60	Crawford, S., DE	1
Overgaard, M., OT	51	McQueen, C., WR	1

GAME-BY-GAME STARTERS

OFFENSE	LIB	WFU	S. ALA.	CIN	GT	CMU	UVA	FSU	UNC	BC	CLEM	MD
LT	Mattes	Mattes	Mattes	Mattes	Mattes	Mattes	Mattes	Mattes	Mattes	Overgaard	Mattes	Mattes
LG	Christophe	Christophe	Christophe	Christophe	Christophe	Christophe	Christophe	Christophe	Christophe	Christophe	Christophe	Christophe
C	Wentz	Wentz	Wentz	Wentz	Wentz	Wentz	Wentz	Wentz	Wentz	Wentz	Wentz	Wentz
RG	Allen	Allen	Allen	Allen	Allen	Allen	Allen	Allen	Allen	Allen	Allen	Allen
RT	Overgaard	Overgaard	Overgaard	Overgaard	Overgaard	Overgaard	Overgaard	Overgaard	Overgaard	Crisp	Overgaard	Overgaard
TE/WR	Bryan	Bryan	Bryan	Bryan	Bryan	Bryan	Bryan	Bryan	Bryan	Bryan	Bryan	Bryan
QB	Glennon	Glennon	Glennon	Glennon	Glennon	Glennon	Glennon	Glennon	Glennon	Glennon	Glennon	Glennon
HB	Washington	Washington	Washington	Washington	Washington	Washington	Washington	Washington	Washington	Washington	Washington	Washington
FB/WR/TE	T. Gentry	Palmer	T. Gentry	T. Gentry	Carter	Palmer	Carter	Palmer	Palmer	Palmer	Palmer	Howard
WR	Graham	Graham	Graham	Graham	Graham	Graham	Howard	Graham	Graham	Graham	Graham	Graham
WR	J. Smith	J. Smith	J. Smith	J. Smith	J. Smith	J. Smith	J. Smith	J. Smith	J. Smith	J. Smith	J. Smith	J. Smith
PK	Sade	Sade	Sade	Sade	Sade	Sade	Sade	Sade	Sade	Sade	Sade	Sade
DEFENSE	LIB	WFU	S. ALA.	CINZ	GT	CMU	UVA	FSU	UNC	BC	CLEM	MD
SE	Rieskamp	Norman	Norman	Norman	Norman	Norman	Cato-Bishop	Norman	Norman	Norman	Cato-Bishop	Cato-Bishop
DT	Slay	Slay	Slay	Slay	Cato-Bishop	Sweezy	McGill	Sweezy	Sweezy	Sweezy	Sweezy	Sweezy
DT	Kuhn	Kuhn	Kuhn	Kuhn	Kuhn	Kuhn	Kuhn	Kuhn	Kuhn	Kuhn	Teal	Kuhn
DE	Cato-Bishop	Cato-Bishop	Cato-Bishop	Cato-Bishop	Frandsen	Slay	Slay	Slay	Slay	Slay	Slay	Slay
SLB/DB	Green	Green	Green	Green	Green	Green	Maddox	Green	Maddox	Maddox	Johnson	Johnson
MLB	Cole	Cole	Cole	Cole	Cole	Cole	Cole	Cole	Cole	Cole	Cole	Cole
WLB	Manning	Manning	Manning	Maddox	Maddox	Manning	Manning	Manning	Manning	Manning	Manning	Manning
BC	Wilson	Wilson	Wilson	Wilson	Wilson	Wilson	R. Smith	R. Smith	R. Smith	Wilson	Wilson	Wilson
FS	Bishop	Bishop	Bishop	Bishop	Bishop	Bishop	Bishop	Bishop	Bishop	Bishop	Bishop	Bishop
BS	Wolff	Wolff	Wolff	Wolff	Wolff	Wolff	Wolff	Wolff	Wolff	Wolff	Wolff	Wolff
FC	Amerson	Amerson	Amerson	Amerson	Amerson	Amerson	Amerson	Amerson	Amerson	Amerson	Amerson	Amerson
P	Baumann	Baumann	Baumann	Baumann	Flint	Baumann	Baumann	Baumann	Baumann	Baumann	Baumann	Baumann



GAME-BY-GAME TEAM STATISTICS

	(NC State Totals on Top)											
	LIB	WFU	S. ALA.	CIN	GT	CMU	UVA	FSU	UNC	BC	CLEM	MD
Total Offense	318 406	424 438	392 286	322 503	387 413	406 427	345 249	166 444	290 165	267 190	398 337	439 365
Plays	66 74	67 70	59 65	62 80	74 64	81 57	74 68	62 71	74 58	64 49	74 69	96 62
Yards/Play	4.8 5.5	6.3 6.3	6.6 4.4	5.2 6.3	5.2 6.5	5.0 7.5	4.7 3.7	2.7 6.3	3.9 2.8	4.2 3.9	5.4 4.9	4.6 5.9
Yards Rushing	162 111	109 101	95 104	-26 240	195 296	162 182	114 124	36 123	126 3	47 72	145 34	133 199
Rush Attempts	35 32	26 34	37 33	22 46	38 52	45 25	38 33	28 37	41 28	24 36	45 28	41 39
Yards Passing	156 295	315 337	297 182	348 263	192 117	244 245	231 125	130 321	164 162	220 118	253 303	306 166
Pass Attempts	31 42	41 36	22 32	40 34	36 12	36 32	36 35	34 34	33 30	40 13	29 41	55 23
Pass Completions	18 24	24 23	19 17	28 25	23 4	20 19	20 11	19 25	16 16	28 9	19 25	36 12
Had Intercepted	0 4	1 1	0 2	2 1	1 0	0 4	2 3	2 1	1 3	1 1	0 2	1 2
Comp. Pct.	58.1 57.1	58.5 63.8	86.3 53.1	70.0 73.5	63.8 33.3	55.5 59.3	55.5 31.4	55.8 73.5	48.5 53.3	70.0 69.2	65.5 70.0	65.5 52.2
First Downs	17 21	19 22	19 18	13 24	22 19	25 17	14 12	12 23	16 13	14 10	22 18	27 15
Total Touchdowns	6 2	3 4	5 1	2 5	5 6	5 3	4 2	0 4	1 0	1 2	4 1	8 6
Rush Touchdowns	3 0	0 2	1 1	0 3	1 3	1 1	0 0	0 2	0 0	1 1	1 1	2 3
Pass Touchdowns	1 1	3 2	4 0	2 2	3 2	4 2	3 2	0 2	1 0	0 1	3 0	5 1
Poss. Time	26:58 33:02	29:35 30:25	27:15 32:45	26:04 33:56	32:09 27:51	33:45 26:15	32:13 27:47	27:39 32:21	33:49 26:11	31:30 28:30	36:29 23:31	34:53 25:07
3rd Down Conv.	6-14 5-14	5-14 8-16	5-9 7-15	6-16 9-16	5-14 4-12	7-15 3-10	7-19 5-17	7-16 4-10	8-21 4-14	7-16 5-11	5-15 2-14	14-20 6-12
Punts-Yards	7-255 5-208	4-167 5-184	3-105 4-167	6-255 3-179	3-106 2-62	3-112 4-143	9-309 8-299	7-284 3-124	7-265 8-279	6-187 5-185	8-300 7-320	4-157 4-158
Punt Avg.	36.4 41.6	41.8 36.8	35.0 41.8	42.5 59.7	35.3 31.0	37.3 24.0	34.3 37.4	40.6 41.3	37.9 34.9	31.2 37.0	37.5 45.7	39.2 39.5
Fumbles-Lost	4-2 4-3	1-0 1-0	4-3 1-1	2-1 2-0	2-0 4-1	1-1 2-1	0-0 3-1	1-1 1-0	2-0 2-0	1-0 0-0	0-0 3-2	3-3 5-3
Total Turnovers	2 7	1 1	3 3	3 1	1 1	1 5	2 4	3 1	1 3	1 1	0 4	4 5
Penalties-Yards	6-51 7-71	4-33 4-42	1-15 9-50	6-40 3-35	7-35 4-45	5-40 5-52	3-30 4-30	3-20 5-42	3-23 7-51	8-56 3-32	2-30 5-42	4-20 5-65
Punt Ret-Yds.	3-88-1 1-1-0	0-0-0 1-5-0	1-9-0 1-2-0	1-6-0 2-4-0	1-4-0 0-0-0	3-47-0 0-0-0	0-0-0 2-10-0	1-1-0 3-37-0	2-(-4)-0 1-3-0	2-11-0 0-0-0	2-37-0 2-3-0	2-7-0 2-3-0
KO Ret-Yds.	5-109-0 8-203-0	5-102-0 5-96-0	3-76-0 5-122-0	7-160-0 3-49-0	7-150-0 5-72-0	3-83-0 5-149-0	3-62-0 4-123-0	6-107-0 0-0-0	1-21-0 4-82-0	2-26-0 3-57-0	2-34-0 8-125-0	5-128-0 8-193-0
INT-Yards	4-63-0 0-0-0	1-0-0 1-18-0	2-36-0 0-0-0	1-(-1)-0 2-16-0	0-0-0 1-34-1	4-30-0 0-0-0	3-29-1 2-0-0	1-3-0 2-7-0	3-35-0 1-0-0	1-18-0 1-0-0	2-0-0 0-0-0	2-99-1 1-32-1
Sacks By-Yards	4-24 4-43	3-17 0-0	4-20 4-27	1-8 6-33	1-3 2-18	2-9 1-4	1-2 0-0	3-7 4-29	4-48 2-11	2-17 3-9	6-38 2-12	2-16 4-28



GAME-BY-GAME INDIVIDUAL STATISTICS

PASSING

GLENNON	Cmp	Att	Yds	Pct.	Int	TD
LIB	18	31	156	58.1	0	1
WFU	24	41	315	58.5	1	3
S. ALA	17	20	274	85.0	0	4
CIN	25	36	334	69.4	2	2
GT	20	29	163	68.9	1	2
CMU	20	36	244	55.5	0	4
UVA	20	36	231	55.5	2	3
FSU	19	34	130	55.8	2	0
UNC	16	33	164	48.5	1	1
BC	28	40	220	70.0	1	0
CLEM	19	29	253	65.5	0	3
MD	36	55	306	65.5	5	1

BROSIUS	Cmp	Att	Yds	Pct.	Int	TD
LIB	0	0	0	0	0	0
WFU			DNP			
S. ALA	2	2	23	100	0	0
CIN	3	4	14	75.0	0	0
GT	3	7	29	42.8	0	1
CMU			DNP			
UVA			DNP			
FSU	0	0	0	0	0	0
UNC			DNP			
BC			DNP			
CLEM	0	0	0	0	0	0
MD			DNP			

KICKOFF RETURNS

Ret-Yds-TD	GRAHAM	Ret-Yds-TD	GRAHAM
LIB	4-99-0	UVA	2-37
WFU	3-71-0	FSU	4-76-0
S. ALA	2-65-0	UNC	1-21-0
CIN	7-160-0	BC	2-26-0
GT	7-150-0	CLEM	2-34-0
CMU	3-83-0	MD	4-101-0

FIELD GOALS

SADE	Made	Missed
LIBERTY	33	-
Wake Forest	37,45	-
SOUTH ALABAMA	-	-
Cincinnati	-	-
GEORGIA TECH	-	48
CMU	45	27
Virginia	-	41
Florida State	-	51
NORTH CAROLINA	26,24	48
Boston College	32	-
CLEMSON	21,32,21	-
MARYLAND	-	-

KICKOFFS

SADE	KO	TB	OB	Ret.	Y/Ret	Start
LIBERTY	8	0	0	8	25.4	31
Wake Forest	6	1	0	5	19.2	30
SOUTH ALABAMA	6	1	0	5	24.4	29
Cincinnati	3	0	0	3	16.3	21
GEORGIA TECH	4	0	0	4	14.4	23
CMU	7	1	1	5	29.8	32
Virginia	5	0	1	4	30.8	38
Florida State	1	0	0	0	0.0	40
NORTH CAROLINA	4	0	0	4	20.5	27
Boston College	3	0	0	3	19.0	33
CLEMSON	8	0	0	8	15.6	30
MARYLAND	9	0	1	8	24.1	34

PUNTING

BAUMANN	Att	Yds.	Avg.	+50	In20
LIBERTY	7	255	36.4	1	2
Wake Forest	4	167	41.8	0	3
SOUTH ALABAMA	3	105	35.0	0	1
Cincinnati	6	255	42.5	1	0
GEORGIA TECH			INJ		
CMU	3	112	37.3	0	2
Virginia	9	309	34.3	0	1
Florida State	7	284	40.6	1	2
NORTH CAROLINA	7	265	37.9	0	5
Boston College	6	187	31.2	0	1
CLEMSON	8	300	37.5	0	3
MARYLAND	4	157	39.2	1	0

FLINT	Att	Yds.	Avg.	+50	In20
LIBERTY			DNP		
Wake Forest			DNP		
SOUTH ALABAMA			DNP		
Cincinnati			DNP		
GEORGIA TECH	3	106	35.3	0	0
CMU			DNP		
Virginia			DNP		
Florida State			DNP		
NORTH CAROLINA			DNP		
Boston College			DNP		
CLEMSON			DNP		
MARYLAND			DNP		

PUNT RETURNS

Ret-Yds-TD	GRAHAM	Ret-Yds-TD	GRAHAM
LIB	3-88-1	UVA	0-0-0
WFU	0-0-0	FSU	1-1-0
S. ALA	1-9-0	UNC	2-(-4)-0
CIN	0-0-0	BC	1-4-0
GT	1-4-0	CLEM	2-37-0
CMU	3-47-0	MD	2-7-0

RUSHING

Att.-Yds.-TD	WASHINGTON	UNDERWOOD	CREECY	GLENNON
LIBERTY	14-67-2	14-114-1	1-7-0	6-(-26)-0
Wake Forest	13-49-0	12-56-0	DNP	1-4-0
SOUTH ALABAMA	16-54-1	10-50-0	3-15-0	8-(-24)-0
Cincinnati	4-(-1)-0	6-6-0	2-(-1)-0	8-(-11)-0
GEORGIA TECH	20-131-1	INJ	12-77-0	3-(-23)-0
CENTRAL MICHIGAN	25-109-1	INJ	16-61-0	1-(-4)-0
Virginia	25-82-0	INJ	9-28-0	1-11-0
Florida State	13-35-0	0-0-0	10-27-0	3-(-8)-0
NORTH CAROLINA	27-110-0	0-0-0	10-23-0	4-(-7)-0
Boston College	13-40-1	0-0-0	7-15-0	4-(-8)-0
CLEMSON	22-86-0	3-9-0	15-65-1	3-(-11)-0
MARYLAND	20-90-1	DNP	14-49-0	7-(-6)-1

RECEIVING

Rec.-Yds.-TD	GRAHAM	J. SMITH	BRYAN	T. GENTRY	HOWARD	PALMER	PAYTON	CARTER	B. UNDERWOOD
LIBERTY	1-7-0	1-24-0	0-0-0	4-32-0	3-10-0	3-46-0	1-18-0	2-8-1	0-0-0
Wake Forest	6-117-1	2-23-0	3-40-1	0-0-0	1-7-0	7-96-1	1-14-0	0-0-0	1-2-0
SOUTH ALABAMA	5-128-1	1-3-0	1-10-0	2-6-2	0-0-0	3-28-0	1-11-0	0-0-0	2-42-0
Cincinnati	7-176-2	4-37-0	2-19-0	0-0-0	2-8-0	0-0-0	1-9-0	0-0-0	2-32-0
GEORGIA TECH	0-0-0	3-24-1	3-26-0	1-4-0	3-48-0	2-6-0	INJ	2-16-0	0-0-0
CENTRAL MICHIGAN	2-56-0	5-61-1	1-18-1	INJ	1-2-1	4-34-1	0-0-0	0-0-0	0-0-0
Virginia	2-8-0	4-41-0	0-0-0	INJ	2-3-0	INJ	1-6-0	0-0-0	3-125-2
Florida State	5-39-0	1-9-0	3-17-0	INJ	1-6-0	4-35-0	0-0-0	0-0-0	2-6-0
NORTH CAROLINA	1-12-1	4-18-0	1-8-0	INJ	2-18-0	5-94-0	0-0-0	0-0-0	2-12-0
Boston College	2-10-2	4-37-0	5-50-0	INJ	0-0-0	2-6-0	1-32-0	3-43-0	1-1-0
CLEMSON	4-54-0	1-7-1	3-35-1	INJ	0-0-0	3-82-1	1-17-0	0-0-0	1-(-2)-0
MARYLAND	4-34-0	6-63-1	8-79-1	INJ	1-19-0	2-21-1	0-0-0	2-17-0	1-4-0



GAME-BY-GAME DEFENSIVE STATISTICS

TACKLES

PLAYER, POS	LIB	WFU	S. ALA	CIN	GT	CMU	UVA	FSU	UNC	BC	CLEM	MD
David Amerson, CB	9	3	6	7	-	5	6	3	5	2	5	3
Brandon Bishop, S	7	6	9	8	7	7	9	3	4	6	11	10
Darryl Cato-Bishop, DE	4	4	4	1	2	1	1	-	2	2	2	2
Ryan Cheek, LB	-	-	-	1	-	-	-	-	3	1	1	1
Audie Cole, LB	10	9	10	16	16	7	7	12	9	7	8	11
Donald Coleman, S	-	3	-	-	-	-	-	-	-	1	5	1
Sylvester Crawford, DE	-	-	1	1	1	-	-	-	-	-	-	-
Wayne Crawford, C/DT	-	-	-	-	-	1	1	3	-	-	-	-
A.J. Ferguson, DT	1	2	1	2	-	-	1	-	-	-	-	-
McKay Frandsen, DE	1	2	-	2	4	1	2	1	-	1	1	-
Taylor Gentry, FB	5	3	3	-	2	-	-	-	-	-	-	-
Zach Gentry, LB	2	1	1	1	3	-	-	-	-	1	2	4
D.J. Green, LB	5	6	5	6	4	6	-	1	-	-	-	-
Dean Haynes, S	1	-	-	-	-	1	-	2	-	1	3	-
Dontae Johnson, DB	-	-	-	2	2	1	3	4	4	3	3	5
Jacob Kahut, DT	-	-	-	1	-	-	-	-	-	-	-	-
Markus Kuhn, DT	2	8	6	4	8	1	6	7	3	-	-	2
Dwayne Maddox, LB	2	1	8	4	6	-	7	4	4	4	1	1
Terrell Manning, LB	5	7	2	-	-	9	9	7	11	10	9	7
T.Y. McGill, DT	-	1	-	4	2	2	3	3	1	2	2	1
Art Norman, DE	2	3	2	1	5	2	3	3	1	-	3	-
Tobias Palmer, WR	-	-	2	1	-	3	-	-	1	-	2	-
Michael Peek, LB	-	-	-	-	-	1	-	-	2	-	5	1
Brandon Pittman, LB	-	-	-	2	1	-	-	-	-	-	-	-
Theo Rich, DE	-	-	2	1	2	-	-	-	-	-	-	-
Jeff Rieskamp, DE	3	-	-	-	-	-	-	-	-	-	-	-
Niklas Sade, K	2	-	-	-	-	-	1	-	1	-	-	1
Rashard Smith, CB	-	-	-	-	-	5	4	5	3	1	1	-
Brian Slay, DT	6	4	2	-	-	-	2	-	1	2	1	2
J.R. Sweezy, DT	-	-	-	-	3	-	1	4	3	4	3	3
Thomas Teal, DT	1	-	-	-	-	-	-	-	3	2	2	1
Scott Thompson, LS	-	-	-	-	-	-	-	1	-	-	-	-
Logan Winkles, FB	-	-	-	-	1	-	1	-	-	1	-	-
C.J. Wilson, CB	6	1	1	4	1	1	2	4	2	-	3	3
Earl Wolff, S	9	10	8	13	12	12	3	7	9	10	7	7

TACKLES FOR LOSS (NO.-YARDS)

PLAYER, POS	LIB	WFU	S. ALA	CIN	GT	CMU	UVA	FSU	UNC	BC	CLEM	MD
David Amerson, DB	-	-	-	-	-	-	-	-	1-2	-	-	-
Brandon Bishop, S	-	-	-	-	-	-	-	-	-	-	1-2	-
Darryl Cato-Bishop, DE	-	1-7	2-12	-	-	-	-	-	-	-	2-14	-
Audie Cole, LB	2-11	1-1	3-8	2-11	-	-	-	-	1-19	-	1-2	-
Wayne Crawford, C/DT	-	-	-	-	-	-	1-3	-	-	-	-	-
A.J. Ferguson, DT	1-2	-	-	-	-	-	-	-	-	-	-	-
D.J. Green, LB	-	-	1-1	2-4	1-5	1-1	-	-	-	-	-	-
Dontae Johnson, S	-	-	-	-	-	-	-	-	-	1-6	-	1-8
Markus Kuhn, DT	-	0.5-2	1-2	2-4	-	-	1-2	2-4	-	-	-	1-5
Dwayne Maddox, LB	1-7	-	1-9	-	1-2	-	1-1	1-4	1-2	-	-	-
Terrell Manning, LB	-	1.5-4	-	-	-	1-8	-	2-3	1-12	2-18	3-7	2-11
T.Y. McGill, DT	-	-	-	1-6	-	-	-	-	-	-	-	-
Art Norman, DE	1-7	1-5	-	1-3	-	-	1-6	1-2	1-8	-	3-16	-
Michael Peek, LB	-	-	-	-	-	-	-	-	-	-	1-8	-
Brian Slay, DT	2-7	-	1-1	-	-	-	-	-	1-9	-	1-1	-
Rashard Smith, CB	-	-	-	-	-	-	-	1-2	-	-	-	-
J.R. Sweezy, DT	-	-	-	-	1-3	-	-	1-4	-	-	1-2	1-3
Thomas Teal, DT	1-4	-	-	-	-	-	-	-	-	1-1	-	-
Earl Wolff, S	-	-	-	-	-	-	-	-	-	1-3	-	-

SACKS (NO.-YARDS)

PLAYER, POS	LIB	WFU	S. ALA	CIN	GT	CMU	UVA	FSU	UNC	BC	CLEM	MD
Darryl Cato-Bishop, DE	-	1-7	2-12	-	-	-	-	-	-	-	2-14	-
Audie Cole, LB	1-9	-	1-6	1-8	-	-	-	-	1-19	-	-	-
A.J. Ferguson, DT	1-2	-	-	-	-	-	-	-	-	-	-	-
D.J. Green, LB	-	-	-	-	-	1-1	-	-	-	-	-	-
Dontae Johnson, S	-	-	-	-	-	-	-	-	-	1-6	-	1-8
Markus Kuhn, DT	-	0.5-2	1-2	-	-	-	1-2	1-1	-	-	-	-
Terrell Manning, LB	-	0.5-3	-	-	-	1-8	-	1-2	1-12	1-11	-	1-8
Art Norman, DE	1-7	1-5	-	-	-	-	-	-	1-8	-	3-16	-
Michael Peek, LB	-	-	-	-	-	-	-	-	-	-	1-8	-
Brian Slay, DT	2-7	-	-	-	-	-	-	-	1-9	-	-	-
J.R. Sweezy, DT	-	-	-	-	1-3	-	-	1-4	-	-	-	-
Thomas Teal, DT	1-4	-	-	-	-	-	-	-	-	-	-	-

PASSES BROKEN UP

PLAYER, POS	LIB	WFU	S. ALA	CIN	GT	CMU	UVA	FSU	UNC	BC	CLEM	MD
David Amerson, CB	4	-	-	-	-	-	-	-	-	-	-	1
Darryl Cato-Bishop	-	-	1	-	-	-	-	-	-	-	-	-
Audie Cole, LB	-	-	1	-	-	1	-	-	-	-	-	-
McKay Frandsen, DE	-	-	-	-	-	-	-	2	-	-	-	-
D.J. Green, LB	-	-	-	-	-	1	-	-	-	-	-	-
Dontae Johnson, DB	1	-	1	-	-	-	-	-	-	-	-	-
Markus Kuhn, DT	-	1	-	-	-	-	1	-	-	-	-	-
Terrell Manning, LB	-	1	-	-	-	-	1	-	-	-	-	-
Art Norman, DE	-	-	-	-	-	1	-	-	-	-	-	-
Brian Slay, DT	-	-	-	-	-	-	-	-	-	-	1	-
Rashard Smith, CB/WR	-	-	-	-	-	-	1	-	-	-	-	-
J.R. Sweezy, DT	-	-	-	-	-	-	-	1	1	-	-	-
Wilson, C.J., CB	-	-	-	-	-	-	-	-	-	-	-	1
Earl Wolff, S	1	-	-	-	-	-	1	1	-	-	-	-



PARTICIPATION

Name, Pos	LIB	WFU	S. ALA	CIN	GT	CMU	UVA	FSU	UNC	BC	CLEM	MD	2011	2011	Career
													Tot.	GP-GS	GP-GS
Allen, Zach - OG	65	70	56	56	75	84	75	63	76	66	70	98	854	12-12	36-25
Amerson, David - CB	80	71	62	81	59	58	70	72	59	52	62	62	788	12-12	25-21
Barnes, Brandon - HB	DNP	DNP	DNP	DNP	9	ST	DNP	DNP	DNP	DNP	DNP	DNP	9	2-0	5-0
Baumann, Wil - P	ST	ST	ST	ST	ST	ST	ST	ST	ST	ST	ST	ST	ST	12-11	12-11
Bishop, Brandon - S	54	71	62	73	34	51	59	54	50	42	62	62	674	12-12	36-32
Brosius, Tyler - QB	1	DNP	5	7	14	DNP	DNP	3	DNP	DNP	5	DNP	35	6-0	6-0
Bryan, George - TE	53	48	45	43	47	56	50	40	64	48	40	85	619	12-12	50-39
Carter, Mario - TE	21	19	7	8	24	17	18	17	23	17	23	16	210	12-2	24-2
Cato-Bishop, Darryl - DE	38	50	60	60	29	19	33	34	25	35	44	43	470	12-8	25-7
Chandler, Tyson - OT	1	ST	5	7	ST	ST	ST	ST	ST	ST	5	INJ	18	11-0	11-0
Cheek, Ryan - LB	4	ST	ST	4	1	DNP	DNP	ST	ST	ST	10	ST	19	11-0	19-0
Christophe, Duran - OT	65	56	56	35	44	58	41	39	75	67	70	98	704	12-12	21-13
Cole, Audie - LB	76	68	67	76	62	57	68	71	59	50	62	62	778	12-12	50-37
Coleman, Donald - S	ST	ST	ST	ST	ST	ST	ST	ST	ST	ST	7	ST	7	12-0	20-0
Crawford, Sylvester - DE	4	13	19	4	13	1	4	4	DNP	DNP	8	DNP	70	9-0	9-0
Crawford, Wayne - C/DT	1	14	5	27	31	10	8	15	DNP	8	9	DNP	128	10-0	23-0
Creecy, Tony - HB	1	DNP	5	7	23	39	28	24	29	26	27	51	260	11-0	11-0
Crisp, Rob - OL	16	14	11	20	24	26	36	26	66	28	31	53	351	12-1	25-2
Ferguson, A.J. - DE	31	18	10	20	INJ	INJ	9	8	DNP	DNP	8	DNP	104	7-0	10-0
Flint, J. Ellis - PK	DNP	DNP	DNP	DNP	ST	DNP	DNP	DNP	DNP	DNP	DNP	DNP	ST	1-1	2-1
Fordham, Cameron - C	-	-	-	-	-	-	-	-	-	-	5	DNP	5	1-0	1-0
Frandsen, McKay - DE	31	21	11	15	38	17	18	15	21	20	24	17	248	12-1	12-1
Gentry, Taylor - FB	31	20	24	15	12	INJ	INJ	INJ	INJ	INJ	INJ	INJ	102	5-3	43-18
Gentry, Zach - RB	ST	ST	ST	ST	ST	ST	ST	ST	ST	ST	ST	ST	ST	12-0	25-0
Glennon, Mike - QB	65	72	56	57	62	82	75	62	77	65	70	98	841	12-12	22-12
Graham, T.J. - WR	37	38	31	37	44	48	22	40	51	47	43	70	508	12-11	45-21
Grant, Gary - CB	ST	ST	DNP	-	-	-	-	-	-	-	-	-	ST	2-0	21-0
Green, D.J. - LB	72	68	64	76	62	57	INJ	15	INJ	INJ	INJ	INJ	414	7-7	20-7
Haynes, Dean - S	5	ST	ST	ST	ST	ST	ST	ST	ST	ST	7	ST	12	12-0	22-8
Howard, Steven - WR	27	24	28	27	42	40	41	23	26	23	29	33	363	12-2	48-2
Imhoff, Daniel - QB	DNP	DNP	DNP	DNP	DNP	DNP	DNP	DNP	DNP	DNP	DNP	DNP	-	-	4-0
Johnson, Dontae - DB	45	9	17	22	27	17	31	28	23	42	58	51	370	12-2	24-3
Jomantas, Andy - OG	1	DNP	5	7	DNP	ST	ST	ST	DNP	ST	5	ST	18	9-0	9-0
Kahut, Jacob - DT	1	DNP	DNP	20	12	ST	DNP	DNP	DNP	DNP	DNP	DNP	33	4-0	4-0
Kuhn, Markus - DT	37	50	57	65	49	39	52	48	39	9	29	39	513	12-11	47-14
Maddox, Dwayne - LB	10	ST	53	76	62	2	68	56	54	48	16	24	469	12-5	42-20
Manning, Terrell - LB	74	68	16	INJ	INJ	55	68	71	59	50	62	62	585	10-10	35-25
Mattes, R.J. - OL	65	70	56	56	75	84	73	63	9	41	70	98	761	12-11	31-29
McGill, T.Y. - DT	6	15	11	41	28	23	19	15	14	30	17	15	234	12-1	12-1
McQueen, Chaz - WR	DNP	DNP	DNP	ST	7	DNP	DNP	DNP	DNP	DNP	3	DNP	10	3-0	3-0
Noel, Rodman - DB	DNP	DNP	ST	ST	ST	ST	ST	ST	ST	ST	ST	ST	ST	10-0	10-0
Norman, Art - DE	38	55	15	67	52	41	38	48	43	20	29	28	474	12-8	12-8
Overgaard, Mikel - OT	50	56	50	42	51	84	75	59	76	63	44	45	695	12-12	18-14
Palmer, Tobais - WR	24	37	26	32	40	50	INJ	43	33	40	40	68	433	11-6	11-6
Payton, Quintin - WR	13	17	19	22	INJ	31	31	18	19	26	27	22	245	11-0	22-0
Peek, Michael - LB	4	ST	ST	4	1	ST	ST	ST	ST	ST	10	ST	19	12-0	12-0
Pittman, Brandon - LB	-	ST	ST	4	1	ST	ST	INJ	INJ	INJ	INJ	INJ	5	6-0	6-0
Powell, Zach - DB	4	DNP	DNP	DNP	DNP	DNP	DNP	DNP	DNP	DNP	7	DNP	11	2-0	3-0
Purvis, Tyler - FB	1	DNP	DNP	5	11	9	5	4	1	4	1	2	43	10-0	10-0
Rich, Theo - DE	4	7	32	14	14	DNP	DNP	DNP	DNP	DNP	DNP	DNP	71	5-0	5-0
Rieskamp, Jeff - DE	42	INJ	INJ	INJ	INJ	INJ	INJ	INJ	INJ	INJ	INJ	INJ	42	1-1	25-14
Sade, Niklas - K	ST	ST	ST	ST	ST	ST	ST	ST	ST	ST	ST	ST	ST	12-12	12-12
Slay, Brian - DT	45	50	60	17	INJ	41	49	48	28	27	33	33	431	11-11	33-12
Smith, Jay - WR	39	41	36	34	46	55	66	42	54	50	40	70	573	12-12	48-14
Smith, Rashard - CB/WR	10	14	8	3	5	41	31	44	38	24	27	ST	245	12-3	18-7
Sweezy, J.R. - DT	INJ	INJ	INJ	INJ	27	29	25	45	42	29	40	40	277	8-6	34-19
Talbert, Anthony - TE	3	1	11	7	3	ST	ST	ST	7	ST	7	ST	39	12-0	25-0
Teal, Thomas - DT	15	INJ	INJ	INJ	INJ	INJ	INJ	INJ	14	20	20	15	84	5-1	5-1
Thompson, Scott - LS	ST	ST	ST	ST	ST	ST	ST	ST	ST	ST	ST	ST	ST	12-0	12-0
Underwood, Bryan - WR	6	8	14	23	18	16	47	21	20	17	30	23	243	12-0	12-0
Underwood, Curtis - HB	18	34	23	20	INJ	INJ	INJ	DNP	ST	ST	3	ST	98	8-0	38-0
Wallace, Andrew - OT	INJ	INJ	INJ	INJ	INJ	INJ	INJ	3	DNP	DNP	5	DNP	8	2-0	26-14
Washington, James - HB	39	36	33	37	41	43	40	39	45	40	42	48	483	12-12	26-16
Wentz, Camden - C	65	72	56	57	75	84	75	63	75	66	70	98	856	12-12	30-25
Winkles, Logan - FB	INJ	INJ	INJ	INJ	ST	ST	6	2	1	2	4	2	17	8-0	8-0
Wilson, C.J. - CB	60	71	63	78	64	17	38	37	20	27	42	62	579	12-9	37-28
Wolff, Earl - S	75	71	67	71	59	58	65	60	56	52	62	62	767	12-12	37-29



HIGHS AND LOWS

NC STATE TEAM HIGHS AND LOWS

Points Scored.....	56	vs. Maryland
Low	0	vs. Florida State
First Downs.....	27	vs. Maryland
Low	12	vs. Florida State
Rushing Attempts.....	45	vs. two teams
Low	22	vs. Cincinnati
Rushing Yards.....	195	vs. Georgia Tech
Low	-26	vs. Cincinnati
Rushing Touchdowns.....	3	vs. Liberty
Low	0	vs. five teams
Passing Attempts.....	55	vs. Maryland
Low	22	vs. South Alabama
Passes Completed.....	36	vs. Maryland
Low	16	vs. North Carolina
Had Intercepted.....	2	vs. three teams
Low	0	vs. four teams
Passing Yards.....	348	vs. Cincinnati
Low	130	vs. Florida State
Passing TDs.....	5	vs. Maryland
Low	0	vs. two teams
Total Offense.....	439	vs. Maryland
Low	166	vs. Florida State
Penalties.....	8	vs. Boston College
Low	1	vs. South Alabama
Penalty Yards.....	2	vs. Boston College
Low	15	vs. South Alabama
QB Sacks.....	6	vs. Clemson
Low	1	vs. three teams

OPPONENT TEAM HIGHS AND LOWS

Points Scored.....	45	by Georgia Tech
Low	0	by North Carolina
First Downs.....	24	by Cincinnati
Low	10	by Boston College
Rushing Attempts.....	52	by Georgia Tech
Low	25	by Central Michigan
Rushing Yards.....	296	by Georgia Tech
Low	3	by Wake Forest
Rushing Touchdowns.....	3	by three teams
Low	0	by four teams
Passing Attempts.....	42	by Liberty
Low	12	by Georgia Tech
Passes Completed.....	25	by three teams
Low	4	by Georgia Tech
Had Intercepted.....	4	by two teams
Low	0	by Georgia Tech
Passing Yards.....	337	by Wake Forest
Low	117	by Georgia Tech
Passing TDs.....	2	by four teams
Low	0	by two teams
Total Offense.....	503	by Cincinnati
Low	165	by North Carolina
Penalties.....	9	by South Alabama
Low	3	by two teams
Penalty Yards.....	71	by Liberty
Low	30	by Virginia
QB Sacks.....	6	by Cincinnati
Low	0	by two teams

NC STATE INDIVIDUAL BESTS

Rushing Attempts	27	by James Washington vs. UNC (11/5/11)
Rushing Yards	131	by James Washington vs. Georgia Tech (10/1/11)
Rushing TDs	2	by James Washington vs. Liberty (9/3/11)
Pass Attempts	55	by Mike Glennon vs. Maryland (11/26/11)
Pass Completions	36	by Mike Glennon vs. Maryland (11/26/11)
Comp. % (min. 10 attempts)	.850	by Mike Glennon vs. South Alabama (9/17/11)
Passing Yards	334	by Mike Glennon vs. Cincinnati (9/22/11)
TD Passes	5	by Mike Glennon vs. Maryland (11/26/11)
Receptions	8	by two players
Receiving Yards	176	by T.J. Graham vs. Cincinnati (9/22/11)
Receiving TDs	2	by five players
Total Offense	323	by Mike Glennon vs. Cincinnati (9/22/11)
All-purpose	336	by T.J. Graham vs. Cincinnati (9/22/11)
Total TDs	2	by six players
Points	13	by Niklas Sade vs. Clemson (11/19/11)
Punt Average	42.5	by Wil Baumann vs. Cincinnati (9/22/11)
Field Goals	3	by Niklas Sade vs. Clemson (11/19/11)
Punt Return Yards	88	by T.J. Graham vs. Liberty (9/3/11)
Kickoff Return Yards	160	by T.J. Graham vs. Cincinnati (9/22/11)
Interception Yards	59	by Earl Wolff vs. Maryland (11/26/11)
Interceptions	2	by David Amerson vs. three teams

LONG PLAYS

Rush:	46	by James Washington vs. Ga. Tech (10/1/11)
Pass:	87	by Mike Glennon vs. Cincinnati (9/22/11)
Reception:	87	by T. J. Graham vs. Cincinnati (9/22/11)
FG:	45	by Niklas Sade vs. two teams
Punt:	62	by Wil Baumann vs. Florida State (10/29/11)
Punt Return:	82	by T.J. Graham vs. Liberty (9/3/11)
Kickoff Return:	46	by T.J. Graham vs. South Alabama (9/17/11)
Interception Return:	59	by Earl Wolff vs. Maryland (11/26/11)
Fumble Return:	52	by Brian Slay vs. Liberty (9/3/11)

OPPONENT INDIVIDUAL BESTS

Rushing Attempts	27	by Isaiah Pead, Cincinnati (9/22/11)
Rushing Yards	167	by Isaiah Pead, Cincinnati (9/22/11)
Rushing TDs	3	by Orwin Smith, Georgia Tech (10/1/11)
Pass Attempts	39	by Mike Brown, Liberty (9/3/11)
Pass Completions	25	by two players
Comp. % (min. 10 attempts)	.735	by two players
Passing Yards	321	by EJ Manuel, Florida State (10/29/11)
TD Passes	2	by four players
Receptions	9	by Dwight Jones, North Carolina (11/5/11)
Receiving Yards	124	by DeAndre Hopkins, Clemson (11/19/11)
Total Offense	356	by Mike Brown, Liberty (9/3/11)
All-purpose	191	by Isaiah Pead, Cincinnati (9/22/11)
Total TDs	3	by Orwin Smith, Georgia Tech (10/1/11)
Points	18	by Orwin Smith, Georgia Tech (10/1/11)
Punt Average	59.7	by Pat O'Donnell, Cincinnati (9/22/11)
Field Goals	3	by Tony Miliano, Cincinnati (9/22/11)
Punt Return Yards	37	by Greg Reid, Florida State (10/29/11)
Kickoff Return Yards	139	by Justus Pickett, Maryland (11/26/11)
Interception Yards	34	by Isaiah Johnson, Georgia Tech (10/1/11)
Interceptions	1	by 10 players

OPPONENT LONG PLAYS

Rush:	77	by Paris Cotton, Central Michigan (10/8/11)
Pass:	60	by David Watford, Virginia (10/22/11)
Reception:	60	by Tim Smith, Virginia (10/22/11)
FG:	50	by Matt Bevins, Liberty (9/3/11)
Punt:	76	by Pat O'Donnell, Cincinnati (9/22/11)
Punt Return:	28	by Greg Reid, Florida State (10/29/11)
Kickoff Return:	48	by two players
Interception Return:	34	by Isaiah Johnson, Georgia Tech (10/1/11)
Fumble Return:	66	by Dexter McDougle, Maryland (11/26/11)



GAME REVIEWS

NC STATE 43, LIBERTY 21

September 3, 2011 • 6 p.m.
Carter-Finley Stadium • Raleigh, N.C. • 55,564

Defense ruled the day for NC State as the Wolfpack rode a school-record seven take-aways to pull away from Liberty in the second half. Four of State's six touchdowns were set up by turnovers. A fifth came on an 82-yard punt return. The sixth was set up by a long kickoff return.

The Mike Glennon Era at quarterback got off to a low-key but successful beginning. The fourth-year junior started slowly, missing his first three passes and four of his first six, but he picked up the pace after that. Glennon connected on four of his last five passes of the first quarter and finished 18-of-31 passing for 156 yards and a touchdown. He did not throw an interception. Pass protection was an issue at times as Liberty sacked Glennon four times.

The Flames controlled the early action, stopping NC State's first possession on three plays and then driving 47 yards on 13 plays before punting. And so it went for a time. Liberty held a 7-3 lead with less than four minutes remaining before halftime when T.J. Graham gave State the momentum with an 82-yard punt return for the Pack's first TD of the season. The PAT attempt failed, but the Wolfpack had the lead at 9-7. Two plays into the ensuing Liberty possession, linebacker D.J. Green intercepted Mike Brown at the Wolfpack 43-yard line, setting up a 10-play, 57-yard scoring drive that culminated with a one-yard TD run by James Washington and a 16-7 NC State lead.

The defense really began to take over the game midway through the third quarter. Brian Slay got it started by returning a fumble 52 yards for a touchdown and a 23-7 lead. Liberty answered with a touchdown 23 seconds later, but the ensuing kickoff was short, and Graham returned it 44 yards to the Liberty 33. Curtis Underwood ran it in from there, a 33-yard scamper that pushed the Wolfpack lead to 30-15.

State added two more touchdowns in the fourth quarter, both set up by Liberty miscues. Slay's second fumble recovery of the game put the Wolfpack in business at the Flames 43 with 7:40 to play, and Glennon finished that drive by connecting with Mario Carter for a three-yard touchdown pass. Two plays later, David Amerson got his second interception and returned it 47 yards to the Liberty 19. Washington took it to the house on the first play of the drive to make it 43-21.

SCORING SUMMARY	1	2	3	4	F
Liberty	0	7	11	3	21
NC State	3	13	14	13	43

- NCS - Sade 33-yard field goal, 0:52 in 1st
- LU - Bah 32-yard fumble recovery (Bevins kick), 13:30 in 2nd
- NCS - Graham 82-yard punt return (kick failed), 3:38 in 2nd
- NCS - Washington 1-yard run (Sade kick), 0:32 in 2nd
- NCS - Slay 52-yard fumble recovery (Sade kick), 8:51 in 3rd
- LU - Summers 27-yard pass from Brown (Kelly pass from Brown), 8:18 in 3rd
- NCS - Underwood 33-yard run (Sade kick), 7:59 in 3rd
- LU - Bevins 50-yard field goal, 5:55 in 3rd
- LU - Bevins 38-yard field goal, 14:21 in 4th
- NCS - Carter 3-yard pass from Glennon (kick failed), 4:20 in 4th
- NCS - Washington 19-yard run (Sade kick), 3:29 in 4th

TEAM STATISTICS	LU	NCS
First downs	21	17
Rushes-yards	32-111	35-162
Passing yards	295	156
Comp-Att-Int	24-42-4	18-31-0
Total Off. Plays-Yds	74-406	66-318
Fumbles-Lost	4-3	4-2
Penalties-Yards	7-71	6-51
Punts-Avg.	5-41.6	7-36.4
Time of Possession	33:02	26:58
3rd Down Conversions	5-14	6-14
4th Down Conversions	0-1	0-0
Red Zone Scores	0-0	4-4

INDIVIDUAL LEADERS

- Rushing - (LU) Brown 20-77
(NCS) Underwood 14-114, 1 TD
- Passing - (LU) Brown 22-39-279, 1 TD, 3 INT
(NCS) Glennon 18-31-156, 1 TD
- Receiving - (LU) Kelly 6-80
(NCS) Gentry 4-32

WAKE FOREST 34, NC STATE 27

September 10, 2011 • 3:30 p.m.
BB&T Field • Winston-Salem, N.C. • 32,423

NC State's fourth-quarter rally was impressive but came up a touchdown short as Wake Forest defeated the Wolfpack at Groves Stadium for the fifth time in a row.

The Deacons rode the hot passing of Tanner Price and a big-play offense to a 17-3 second-quarter lead, and 20-6 at halftime. Freshman place kicker Niklas Sade accounted for the Wolfpack's only scores of the first half with field goals from 45 and 37 yards.

Price connected on his first eight pass attempts. Price hit Michael Camanaro on a 31-yard touchdown pass, and Campanaro later threw a 40-yard TD strike to Danny Dembry on a flanker reverse. By the time NC State's offense finally caught a spark in the second half, the hole was just too deep.

The Wolfpack's second-half comeback certainly had them squirming on the Wake Forest sidelines. NC State's Mike Glennon completed 17 of 29 pass attempts for 263 yards and three touchdowns in the second half.

The second-half rally began with a 19-yard touchdown pass to tight end George Bryan, the 14th touchdown reception of his career, which tied him with Haywood Jeffires and Nazrallah Worthen for seventh in school history for career touchdown receptions.

The rally continued with a pair of Glennon bombs for touchdowns. The first went for 65 yards to Tobias Palmer with 11 seconds left in the third quarter, the first TD catch of Palmer's career and the longest pass of Glennon's career. The second was a 63-yard strike to T.J. Graham on 4th-and-10 with 5:34 left in the game, the longest touchdown catch of Graham's career. That trimmed the Wake Forest lead to seven points.

The State defense responded with a three-and-out, and after the ensuing punt the offense took control at its own 34-yard line with 3:26 to play and a chance to tie the game. Glennon completed his first three passes of the drive, and the fourth was incomplete because of pass interference. The Wolfpack moved the ball to the Wake Forest 38 before the drive finally stalled on downs with 1:31 left.

SCORING SUMMARY	1	2	3	4	F
NC State	0	6	14	7	27
Wake Forest	10	10	14	0	34

- WF - Campanaro 31-yard pass from Price (Newman kick), 10:39 in 1st
- WF - Newman 32-yard field goal, 2:04 in 1st
- NCS - Sade 45-yard field goal, 14:13 in 2nd
- WF - Dembry 40-yard pass from Campanaro (Newman kick), 13:02 in 2nd
- NCS - Sade 37-yard field goal, 0:00 in 2nd
- WF - Harris 15-yard run (Newman kick), 8:35 in 3rd
- NCS - Bryan 19-yard pass from Glennon (Sade kick), 1:47 in 3rd
- WF - Dembry 10-yard run (Newman kick), 0:27 in 3rd
- NCS - Palmer 65-yard pass from Glennon (Sade kick), 0:11 in 3rd
- NCS - Graham 63-yard pass from Glennon (Sade kick), 5:34 in 4th

TEAM STATISTICS	NCS	WF
First downs	19	22
Rushes-yards	26-109	34-101
Passing yards	315	337
Comp-Att-Int	24-41-1	23-36-1
Total Off. Plays-Yds	67-424	70-438
Fumbles-Lost	1-0	1-0
Penalties-Yards	4-33	4-42
Punts-Avg.	4-41.8	5-36.8
Time of Possession	29:35	30:25
3rd Down Conversions	5-14	8-16
4th Down Conversions	1-3	1-1
Red Zone Scores	2-2	4-4

INDIVIDUAL LEADERS

- Rushing - (NCS) Underwood 12-56
(WF) Harris 23-96, 1 TD
- Passing - (NCS) Glennon 24-41-315, 3 TD, 1 INT
(WF) Price 22-35-297, 1 TD, 1 INT
- Receiving - (NCS) Palmer 7-96, 1 TD
(WF) Givens 6-111



GAME REVIEWS

NC STATE 35, SOUTH ALABAMA 13

September 17, 2011 • 6 p.m.
Carter-Finley Stadium • Raleigh, N.C. • 56,756

Mike Glennon had a career day, completing 17 of 20 pass attempts for 274 yards and four touchdowns, and T.J. Graham caught five passes for 128 yards and a TD as the Wolfpack methodically coasted past the Jaguars.

Glennon set several single-game career bests, including touchdown passes with four, longest touchdown pass (a 67-yard bomb to Graham), and pass-completion percentage at .850. That figure is the best by a Wolfpack QB in a single game since Philip Rivers completed 26 of 30 passes for an .866 completion percentage in the 2003 season opener vs. Western Carolina. The last NC State signal caller to throw four touchdown passes in a game was Russell Wilson, who did so in last year's season opener, against Western Carolina. Glennon completed his first nine pass attempts.

The 67-yard TD pass to Graham was the longest reception of Graham's career. He went over the 100-yard mark for pass receptions for the second game in a row, becoming the first State receiver to do so since Jerricho Cotchery in 2003.

NC State overcame slippery field conditions that led to four Wolfpack fumbles, three of which the Pack recovered. South Alabama only fumbled once, but the Wolfpack also recovered that one, and cornerback David Amerson and safety Brandon Bishop came away with interceptions. Two of the three takeaways led directly to NC State touchdowns.

NC State scored on the game's first possession, a 54-yard drive that Graham set up by returning the opening kickoff 46 yards. James Washington, who carried the ball six times on the nine-play drive, scored on a one-yard plunge to give the Pack a 7-0 lead with 10:59 left in the quarter.

The Wolfpack's next two touchdowns came on Glennon passes to fullback Taylor Gentry, a one-yard pass with 12:43 left in the second quarter and a five-yarder with 10:06 left in the third. The multiple-touchdown game was the first for Gentry, who became the first NC State player to catch two TD passes in a game since Graham burned Western Carolina in the 2010 season opener.

Gentry's two touchdowns gave NC State a 21-3 lead, and the Pack pulled away from there. Curtis Underwood caught an 18-yard scoring pass from Glennon late in the third quarter, and the Glennon-to-Graham bomb was the game's exclamation point.

SCORING SUMMARY	1	2	3	4	F
South Alabama	3	0	7	3	13
NC State	7	7	14	7	35

- NCS - Washington 1-yard run (Sade kick), 11:03 in 1st
- USA - Means 46-yard field goal, 2:02 in 1st
- NCS - Gentry 1-yard pass from Glennon (Sade kick), 12:43 in 2nd
- NCS - Gentry 5-yard pass from Glennon (Sade kick), 10:06 in 3rd
- USA - Baker 8-yard run (Means kick), 7:44 in 3rd
- NCS - Underwood 18-yard pass from Glennon (Sade kick), 1:14 in 3rd
- USA - Means 36-yard field goal, 6:48 in 4th
- NCS - Graham 67-yard pass from Glennon (Sade kick), 4:03 in 4th

TEAM STATISTICS	USA	NCS
First downs	18	19
Rushes-yards	33-104	37-95
Passing yards	182	297
Comp-Att-Int	17-32-2	19-22-0
Total Off. Plays-Yds	65-286	59-392
Fumbles-Lost	1-1	4-3
Penalties-Yards	9-50	1-15
Punts-Avg.	4-41.8	3-35.0
Time of Possession	32:45	27:15
3rd Down Conversions	7-15	5-9
4th Down Conversions	0-0	1-1
Red Zone Scores	2-2	3-4

INDIVIDUAL LEADERS

- Rushing - (USA) Houston 18-117
(NCS) Washington 16-54, 1 TD
- Passing - (USA) Bennett 17-32-182, 2 INT
(NCS) Glennon 17-20-274, 4 TDs
- Receiving - (USA) Waldon 5-57
(NCS) Graham 5-128, 1 TD

CINCINNATI 44, NC STATE 14

September 22, 2011 • 8 p.m.
Nippert Stadium • Cincinnati, Ohio. • 28,431

T.J. Graham set a school record with 336 all-purpose yards, including a pair of long touchdown catches, but NC State had a long night of it otherwise as the potent Bearcats jumped to an early lead and never looked back.

Graham broke the previous NC State single-game all-purpose record by 39 yards. He caught seven passes for 176 yards, including an 87-yard touchdown catch that was the fifth-longest catch in school history. Graham's 176 yards receiving is the 10th best single-game mark in school history.

Graham now owns the fifth-longest pass reception and longest kickoff return (100 yards vs. Boston College in 2008) in school history, and is tied for the third-longest punt return (87 yards vs. North Carolina in 2010).

After stalling on its first drive of the game, Cincinnati jumped to a 21-0 lead by scoring touchdowns on its next three possessions, two of which were set up by NC State turnovers. The Wolfpack got on the scoreboard with 4:24 left in the first half when quarterback Mike Glennon connected with Graham for an 87-yard bomb, but the Bearcats answered with a 26-yard field goal with 1:06 left in the half to take a 24-7 lead at halftime.

The Glennon-to-Graham connection worked again late in the third quarter, this time on a 49-yard TD strike, but Cincinnati had a 34-14 lead by that point. The Bearcats scored the game's last 10 points.

Several NC State players reached personal milestones during the game. George Bryan caught a pair of passes to become the most prolific pass-catching tight end in program history. Bryan now has 99 career catches, one better than T.J. Williams (2002-04).

In addition, sophomore cornerback David Amerson picked up his fourth interception of the season. And linebacker Audie Cole led the Wolfpack defense with a career-high 16 tackles.

SCORING SUMMARY	1	2	3	4	F
NC State	0	7	7	0	14
Cincinnati	14	10	17	3	44

- CIN - Pead 2-yard run (Miliano kick), 8:39 in 1st
- CIN - Collaros 13-yard run (Miliano kick), 4:07 in 1st
- CIN - Collaros 10-yard run (Miliano kick), 11:52 in 2nd
- NCS - Graham 87-yard pass from Glennon (Sade kick), 4:30 in 2nd
- CIN - Miliano 26-yard field goal, 1:06 in 2nd
- CIN - Miliano 48-yard field goal, 12:51 in 3rd
- CIN - Pead 25-yard pass from Collaros (Miliano kick), 7:16 in 3rd
- NCS - Graham 49-yard pass from Glennon (Sade kick), 4:13 in 3rd
- CIN - Thompkins 4-yard pass from Collaros (Miliano kick), 1:26 in 3rd
- CIN - Miliano 22-yard field goal, 7:20 in 4th

TEAM STATISTICS	NCS	CIN
First downs	13	24
Rushes-yards	22(-26)	46-240
Passing yards	348	263
Comp-Att-Int	28-40-2	25-34-1
Total Off. Plays-Yds	62-322	80-503
Fumbles-Lost	2-1	2-0
Penalties-Yards	6-40	3-35
Punts-Avg.	6-42.5	3-59.7
Time of Possession	26:04	33:56
3rd Down Conversions	6-16	9-16
4th Down Conversions	0-2	0-0
Red Zone Scores	0-0	7-8

INDIVIDUAL LEADERS

- Rushing - (NCS) Underwood 6-6
(CIN) Pead 27-167, 1 TD
- Passing - (NCS) Glennon 25-36-334, 2 TD, 2 INT
(CIN) Collaros 25-34-263, 2 TD, 1 INT
- Receiving - (NCS) Graham 7-176, 2 TD
(CIN) McClung 6-94



GAME REVIEWS

21 GEORGIA TECH 45, NC STATE 35

October 1, 2011 • 3:30 p.m.
Carter-Finley Stadium • Raleigh, N.C. • 55,811

Georgia Tech scored three unanswered touchdowns to start the game, then scored three more unanswered TDs to begin the fourth quarter and held a 42-14 lead with 10:07 left to play. NC State scored on five of its last eight possessions and outscored the Yellow Jackets 21-3 over the final 7:47, but the outcome was long since decided by that point.

The Pack had a big day offensively, compiling 387 total yards, including a season-best 192 yards rushing. Tailback James Washington carried 20 times for 131 yards and a touchdown, a career high in rushing yards for Washington, and the most yards by a State running back in four years. Washington also was the NC State's leading receiver with five catches for 35 yards.

Georgia Tech seized momentum early in the game on a trick play on special teams. On 4th-and-10 from their own 48-yard line, the Jackets ran a fake punt, with upback Jemea Thomas taking the long snap and rushing 27 yards to the Wolfpack 25. The Yellow Jackets made it 7-0 four plays later, then scored on their next two possessions while stopping NC State defensively to take a 21-0 lead.

The Wolfpack offense came to life following Tech's third TD, mounting a 19-play, 81-yard drive that ate up 9:45 on the game clock, the most plays in a drive by the Pack since a 19-play drive on Nov. 14, 2000, led by then-freshman QB Philip Rivers. Unfortunately, the drive against Georgia Tech died at the Tech 9-yard line when the Jackets stopped the Wolfpack on downs on 4th-and-goal.

NC State finally got on the scoreboard on its next possession, driving 49 yards on nine plays and scoring on a 9-yard pass from Mike Glennon to Jay Smith. The Wolfpack cut the lead to seven points at 21-14 when Washington ran 46 yards on the Pack's first play from scrimmage in the second half.

Tech put the game away with a quick flurry of three touchdowns in a span of 2:22 early in the fourth quarter, including a 34-yard interception return for a touchdown by Isaiah Johnson, and a 38-yard TD pass from Tevin Washington to Roddy Jones.

SCORING SUMMARY	1	2	3	4	F
Georgia Tech	14	7	0	24	45
NC State	0	7	7	21	25

- GT - Smith 13-yard run (Moore kick), 10:35 in 1st
- GT - Smith 9-yard run (Moore kick), 3:34 in 1st
- GT - Sims 9-yard pass from Washington (Moore kick), 14:55 in 2nd
- NCS - Smith 9-yard pass from Glennon (Sade kick), 1:15 in 2nd
- NCS - Washington 46-yard run (Sade kick), 13:22 in 3rd
- GT - Smith 2-yard run (Moore kick), 12:29 in 4th
- GT - Johnson 34-yard interception return (Moore kick), 12:15 in 4th
- GT - Jones 38-yard pass from Washington (Moore kick), 10:07 in 4th
- NCS - Purvis 1-yard pass from Glennon (Sade kick), 7:47 in 4th
- GT - Moore 40-yard field goal, 5:38 in 4th
- NCS - Purvis 13-yard pass from Brosius (Sade kick), 0:34 in 4th
- NCS - Bishop 33-yard fumble recovery (Sade kick), 0:20 in 4th

TEAM STATISTICS	GT	NCS
First downs	19	22
Rushes-yards	52-296	38-195
Passing yards	117	192
Comp-Att-Int	4-12-0	23-36-1
Total Off. Plays-Yds	64-413	74-387
Fumbles-Lost	4-1	2-0
Penalties-Yards	4-45	7-35
Punts-Avg.	2-31.0	3-35.3
Time of Possession	27:51	32:09
3rd Down Conversions	4-12	5-14
4th Down Conversions	1-2	3-5
Red Zone Scores	5-6	3-4

INDIVIDUAL LEADERS

- Rushing - (GT) Smith 9-74, 3 TD
(NCS) Washington 20-131, 1 TD
- Passing - (GT) Washington 4-12-117, 2 TD
(NCS) Glennon 20-29-163, 2 TD, 1 INT
- Receiving - (GT) Hill 4-40
(NCS) Washington 5-35

NC STATE 38, CENTRAL MICHIGAN 24

October 8, 2011 • 3:30 p.m.
Carter-Finley Stadium • Raleigh, N.C. • 54,388

The first quarter was a slugfest, but NC State responded with 24 unanswered points and an overwhelming defensive performance to turn a close game into an easy victory.

Mike Glennon continued his prolific passing, completing 20 of 36 attempts for 244 yards and four touchdowns, and James Washington broke the 100-yard rushing plateau for the second game in a row.

Defensively, the Pack took advantage of four interceptions and a fumble recovery to stifle Central Michigan over the final three quarters. After CMU took a 17-14 lead five minutes into the second quarter, the Pack held the Chippewas to 109 yards and just three first downs on their next eight possessions.

While the defense was stuffing the CMU offense, Glennon and Co. took over. An 80-yard drive late in the second quarter gave the Wolfpack the lead for good. Glennon completed six of seven passes for 57 yards on the drive, including a two-yard touchdown strike to Steven Howard.

The Pack opened the second half with a 37-yard touchdown drive, set up by a Terrell Manning interception. Washington carried three times for 14 yards and caught a pass for five yards on the drive, and Tobias Palmer caught a 10-yard touchdown pass from Glennon to give State a 28-17 lead.

A Brandon Bishop interception with 45 seconds left in the third period put Glennon and the offense in business again, this time at the CMU 38. This drive belonged entirely to Washington, who accounted for 43 yards on the 38-yard TD drive — NC State lost five yards on a penalty. Washington caught a 26-yard pass and carried five times for 17 yards, including a two-yard touchdown run.

In throwing TD passes to four different receivers, Glennon upped his TD-pass total for the season to 17, tied for the eighth-best single-season mark in program history. Only Philip Rivers, Jamie Barnette and Russell Wilson ever throw more TD passes in an entire season than Glennon had through six games this season.

David Amerson had a big game for the defense, intercepting two passes to run his ACC-leading total to six, the most interceptions in a season by an NC State defender since 1998, when Lloyd Harrison had seven.

SCORING SUMMARY	1	2	3	4	F
Central Michigan	14	3	0	7	24
NC State	14	7	7	10	38

- NCS - 18-yard pass from Glennon (Sade kick), 11:41 in 1st
- CMU - Wilson 17-yard pass from Radcliff (Harman kick), 7:33 in 1st
- NCS - Smith 12-yard pass from Glennon (Sade kick), 4:21 in 1st
- CMU - Williams 23-yard pass from Radcliff (Harman kick), 1:55 in 1st
- CMU - Harman 22-yard field goal, 9:59 in 2nd
- NCS - Howard 2-yard pass from Glennon (Sade kick), 3:30 in 2nd
- NCS - Palmer 10-yard pass from Glennon (Sade kick), 11:57 in 3rd
- NCS - Washington 2-yard run (Sade kick), 12:51 in 4th
- NCS - Sade 45-yard field goal, 8:37 in 4th
- CMU - Cotton 77-yard run (Harman kick), 8:18 in 4th

TEAM STATISTICS	CMU	NCS
First downs	17	25
Rushes-yards	25-182	45-162
Passing yards	245	244
Comp-Att-Int	19-32-4	20-36-0
Total Off. Plays-Yds	57-427	81-406
Fumbles-Lost	2-1	1-1
Penalties-Yards	5-52	5-40
Punts-Avg.	4-35.8	3-37.3
Time of Possession	26:15	33:45
3rd Down Conversions	3-10	7-15
4th Down Conversions	0-0	2-3
Red Zone Scores	2-3	5-6

INDIVIDUAL LEADERS

- Rushing - (CMU) Cotton 13-158, 1 TD
(NCS) Washington 25-109, 1 TD
- Passing - (CMU) Radcliff 19-32-245, 2 TD, 4 INT
(NCS) Glennon 20-36-244, 4 TDs
- Receiving - (CMU) Wilson 4-37, 1 TD
(NCS) Smith 5-61, 1 TD



GAME REVIEWS

NC STATE 28, VIRGINIA 14

October 22, 2011 • 3:30 p.m.
Scott Stadium • Charlottesville, Va. • 46,030

Redshirt-freshman receiver Bryan Underwood caught two long touchdown passes, and NC State survived a second-half defensive battle to win in Charlottesville for the first time in 17 years, 28-14.

The Wolfpack spotted the Cavaliers a 7-0 lead early in the second quarter, then scored a pair of touchdowns before intermission to take a 14-7 lead at the half. The touchdowns were the first career TDs for Tony Creecy and Underwood.

The third quarter was dominated by the two defensive units. The first 10 possessions in the third quarter combined to feature nine punts and an interception. Eight of those 10 possessions were three-and-outs, and there was just one first down in that time, by the Wolfpack on a 10-yard Mike Glennon pass to Jay Smith. The two teams combined for 17 punts in the game, 13 of them in the second half, and 11 in the third quarter.

Underwood snapped the offensive drought when he got behind the UVa defense and hauled in a 79-yard touchdown pass from Glennon. That was the longest reception ever by an NC State freshman, and also was Glennon's third touchdown pass of the game, giving him 19 for the season.

The Glennon-to-Underwood bomb gave the Wolfpack a two-touchdown cushion that lasted all of seven seconds. Tim Smith made it a seven-point game again with a 60-yard touchdown catch from David Watford on the first play of Virginia's ensuing possession.

It was all defense after that. NC State held Virginia to three first downs and 54 total yards in the fourth quarter. Wolfpack cornerback David Amerson, the national leader in interceptions, put the game away with a 12-yard interception return for his first career TD with 6:08 left to play, his second pick of the game.

Amerson now has eight interceptions on the season, which ties the school record, set by Art Rooney in 1937 and matched by Rooney a year later. In addition to the two interceptions by Amerson, Brandon Bishop also had a pick for the Wolfpack, giving the team 15 for the season.

The victory by the Pack snapped a five-game losing streak at Scott Stadium, dating back to a 30-27 win on Nov. 25, 1994.

SCORING SUMMARY	1	2	3	4	F
NC State	0	14	7	7	28
Virginia	0	7	7	0	14

VA - Richardson 6-yard pass from Rocco (Randolph kick), 10:37 in 2nd
 NCS - Creecy 5-yard pass from Glennon (Sade kick), 5:20 in 2nd
 NCS - Underwood 33-yard pass from Glennon (Sade kick), 4:27 in 2nd
 NCS - Underwood 79-yard pass from Glennon (Sade kick), 2:26 in 3rd
 VA - Smith 60-yard pass from Watford (Randolph kick), 2:19 in 3rd
 NCS - Amerson 12-yard interception return (Sade kick), 6:08 in 4th

TEAM STATISTICS	NCS	VA
First downs	14	12
Rushes-yards	38-114	33-124
Passing yards	231	125
Comp-Att-Int	20-36-2	11-35-3
Total Off. Plays-Yds	74-345	68-249
Fumbles-Lost	0-0	3-1
Penalties-Yards	3-30	4-30
Punts-Avg.	9-34.3	8-37.4
Time of Possession	32:13	27:47
3rd Down Conversions	7-19	5-17
4th Down Conversions	0-1	0-3
Red Zone Scores	1-3	1-1

INDIVIDUAL LEADERS

Rushing - (NCS) Washington 25-82
 (VA) Jones 15-62
 Passing - (NCS) Glennon 20-36-231, 3 TD, 2 INT
 (VA) Rocco 7-19-36, 1 TD
 Receiving - (NCS) Creecy 7-42, 1 TD
 (VA) Burd 3-44

FLORIDA STATE 34, NC STATE 0

October 29, 2011 • 12 p.m.
Doak Campbell Stadium • Tallahassee, Fla. • 80,849

Florida State scored on three of its first four possessions, and went on to hand NC State its first shutout loss in 45 games, since a 34-0 season-opening loss at South Carolina on Aug. 28, 2008.

The Seminoles defense kept the Wolfpack bottled up on its own side of midfield for virtually the entire game. NC State did not cross the 50-yard line until five plays into the second quarter, and had just two possessions and 11 snaps in Florida State territory the entire game. The first resulted in a missed field goal, the second in a fumble.

NC State entered the game leading the NCAA's Bowl Subdivision with 15 interceptions, and increased that to 16 when junior linebacker Terrell Manning picked off an EJ Manuel pass at the NC State 20 just under four minutes into the second half.

NC State senior wide receiver T.J. Graham returned four kickoffs for 76 yards, giving him 2,908 return yards for his career, which is just 75 yards shy of the ACC career record. Senior linebacker Audie Cole, meanwhile, led the Wolfpack in tackles with 10, the fifth time in eight games he's led the team in stops, and the fifth time he's reached double figures in tackles.

SCORING SUMMARY	1	2	3	4	F
NC State	0	0	0	0	0
Florida State	10	14	0	10	34

FSU - Freeman 7-yard run (Hopkins kick), 8:46 in 1st
 FSU - Hopkins 43-yard field goal, 1:37 in 1st
 FSU - Pryor 8-yard run (Hopkins kick), 6:57 in 2nd
 FSU - Shaw 20-yard pass from Manuel (Hopkins kick), 0:54 in 2nd
 FSU - Hopkins 39-yard field goal, 8:56 in 4th
 FSU - Dent 26-yard pass from Manuel (Hopkins kick), 4:28 in 4th

TEAM STATISTICS	NCS	FSU
First downs	12	23
Rushes-yards	28-36	37-123
Passing yards	130	321
Comp-Att-Int	19-34-2	25-34-1
Total Off. Plays-Yds	62-166	71-444
Fumbles-Lost	1-1	1-0
Penalties-Yards	3-20	5-42
Punts-Avg.	7-40.6	3-41.3
Time of Possession	27:39	32:21
3rd Down Conversions	7-16	4-10
4th Down Conversions	0-0	0-0
Red Zone Scores	0-0	3-3

INDIVIDUAL LEADERS

Rushing - (NCS) Washington 13-35
 (FSU) Thomas 11-48
 Passing - (NCS) Glennon 19-42-130, 2 INT
 (FSU) Manuel Price 25-34-321, 2 TD, 1 INT
 Receiving - (NCS) Graham 5-39
 (FSU) Shaw 7-57, 1 TD



Bryan Underwood pulled in a 79-yard touchdown pass in the win over Virginia.



GAME REVIEWS

NC STATE 13, NORTH CAROLINA 0

November 5, 2011 • 12:30 p.m.
Carter-Finley Stadium • Raleigh, N.C. • 57,583

NC State shut out North Carolina for the first time in since 1960, the first time ever in Raleigh and the sixth time in the 101-game history of the series.

Mike Glennon completed the game's only touchdown drive with a 12-yard pass to T.J. Graham early in the first quarter, capping an eight-play, 64-yard drive, the longest of the game for either side. The Pack also got a pair of field goals from Niklas Sade, one from 26 yards and one from 24, and that was the extent of the scoring.

The rest of the game belonged to the State defense, which completely stuffed the UNC running game. The Pack limited the Tar Heels to just three net yards rushing, thanks in large part to six tackles for 52 yards in losses.

North Carolina crossed midfield on just four possessions and had just 17 of its 58 offensive snaps in NC State territory. And the closer the Tar Heels got to the Wolfpack goal line, the more bad things happened for the visitors. UNC drove to the Wolfpack 38 on its first possession of the game, but Audie Cole put a lid on that by sacking quarterback Bryn Renner for a 19-yard loss. Punter C.J. Feagles then shanked a punt out of bounds for just 27 yards, giving State possession at its own 36 and setting up the game's only touchdown drive.

The Tar Heels stayed safely inside their own 40 the rest of the first half, but drove into Wolfpack territory on the first possession of the third quarter. NC State stopped that drive when cornerback David Amerson intercepted a Renner pass in the end zone and returned it 33 yards. The interception was Amerson's ninth of the season, breaking the school single-season record and setting up the drive that resulted in the Wolfpack's second field goal.

A fourth-quarter UNC penetration to the State 32 got crunched when Terrell Manning, having a monster game, sacked Renner for a 12-yard loss. On its last excursion into enemy territory, the flagship went down without a whimper, turning the ball over on downs at the State 23.

One reason the Pack was able to keep the Tar Heels bottled up in their own territory was the stellar punting of freshman Wil Baumann, who punted seven times for an average of 37.9 yards. Four of Baumann's punts led to North Carolina drives that began at or inside the Tar Heels' 10-yard line.

Amerson, who leads the nation in interceptions, now is tied for second in ACC history for picks in a single season, and is just two off the conference record of 11, set by Dre Bly in 1996. Amerson's interception was one of three by the Wolfpack, which came into the game ranked second nationally with 16. Earl Wolff and Daryl Cato-Bishop also intercepted passes for NC State.

SCORING SUMMARY	1	2	3	4	F
North Carolina	0	0	0	0	0
NC State	7	3	3	0	13

NCS - Graham 12-yard pass from Glennon (Sade kick), 8:23 in 1st
NCS - Sade 26-yard field goal, 5:48 in 2nd
NCS - Sade 24-yard field goal, 7:29 in 3rd

TEAM STATISTICS	UNC	NCS
First downs	13	16
Rushes-yards	28-3	41-126
Passing yards	162	164
Comp-Att-Int	16-30-3	16-33-1
Total Off. Plays-Yds	58-165	74-290
Fumbles-Lost	2-0	2-0
Penalties-Yards	7-51	3-23
Punts-Avg.	8-34.9	7-37.9
Time of Possession	26:11	33:49
3rd Down Conversions	4-14	8-21
4th Down Conversions	0-1	1-1
Red Zone Scores	0-0	3-4

INDIVIDUAL LEADERS

Rushing - (UNC) Bernard 18-47
(NCS) Washington 27-110
Passing - (UNC) Renner 9-17-76, 2 INT
(NCS) Glennon 16-33-164, 1 TD
Receiving - (UNC) Jones 9-72
(NCS) Palmer 5-94

BOSTON COLLEGE 14, NC STATE 10

November 12, 2011 • 12:35 p.m.
Alumni Stadium • Chestnut Hill, Mass. • 33,712

In a defensive battle in Chestnut Hill, State and Boston College combined for nine three-and-out possessions, 11 punts and just 24 first downs. Boston College managed to do just enough damage to come away with the victory.

The Wolfpack could not have played any better defensively than it did in the second half. BC passed for just four yards after intermission and lost six yards on 15 rushing attempts, coming away with minus-two yards total offense for the third and fourth quarters combined. The Eagles managed just one first down in the second half. Their deepest penetration into NC State territory was to the 44-yard line, and just three of BC's 20 offensive snaps in the second half came in Wolfpack territory.

BC finished the game with just 10 first downs, the fewest by an NC State opponent since Western Carolina had nine in the 2011 season opener.

Unfortunately, State was unable to sustain enough offense to capitalize on the defense's heroics. The Eagles drove 61 yards for a three-yard touchdown run by Josh Bordner on the game's opening possession. The Wolfpack answered with a 61-yard, 14-play drive that ate up seven minutes and 35 seconds, only to stall at the BC 15. The Pack settled for a 32-yard field goal by Nick Sade.

NC State's next four possessions netted just 26 total yards and one first down. The Eagles made it 14-3 when Chase Rettig threw a 17-yard touchdown pass to Colin Lamond with 5:31 left in the first half. That was the end of Boston College's offense for the day, but it was just enough. The Wolfpack cut the score to 14-10 when James Washington scored on a three-yard run midway through the third quarter.

NC State made two more drives deep into BC territory, but the first ended when Donnie Fletcher intercepted a Mike Glennon pass in the end zone. The second ended on downs at the Boston College 27 with 1:10 left to play.

For the Wolfpack, sophomore DB David Amerson notched his NCAA-leading 10th interception when he picked off a Rettig pass at the 1-yard line and returned it 18 yards. Amerson extended his own school single-season record for interceptions.

SCORING SUMMARY	1	2	3	4	F
NC State	3	0	7	0	10
Boston College	7	7	0	0	14

BC - Bordner 3-yard run (Freese kick), 12:57 in 1st
NCS - Sade 32-yard field goal, 5:22 in 1st
BC - Larmond 17-yard pass from Rettig (Freese kick), 1:40 in 2nd
NCS - Washington 3-yard run (Sade kick), 7:18 in 3rd

TEAM STATISTICS	NCS	BC
First downs	14	10
Rushes-yards	24-47	36-72
Passing yards	220	118
Comp-Att-Int	28-40-1	9-13-1
Total Off. Plays-Yds	64-267	49-190
Fumbles-Lost	8-56	3-32
Penalties-Yards	8-56	3-32
Punts-Avg.	6-31.2	5-37.0
Time of Possession	31:30	28:30
3rd Down Conversions	7-16	5-11
4th Down Conversions	1-2	0-0
Red Zone Scores	2-2	2-2

INDIVIDUAL LEADERS

Rushing - (NCS) Washington 13-40, 1 TD
(BC) Williams 18-61
Passing - (NCS) Glennon 28-40-220, 1 INT
(BC) Rettig 9-13-118, 1 TD
Receiving - (NCS) Bryan 5-50
(BC) Amidon 3-69



GAME REVIEWS

NC STATE 37, CLEMSON 13

November 19, 2011 • 3:30 p.m.
Carter-Finley Stadium • Raleigh, N.C. • 57,583

NC State used its most prolific quarter of offense in six years — a 27-point, five-score outburst — to fuel a stunning blowout of seventh-ranked Clemson. The 24-point margin of victory ranks as NC State's largest over Clemson at Carter-Finley Stadium since a 27-3 win over the Tigers in 1986, and the largest over Clemson overall since a 38-6 rout in Death Valley in 2002.

Ironically, linebacker Terrell Manning got the offense rolling with a pair of key fumble recoveries deep in Clemson territory. On the first, with the Pack leading 7-3, Art Norman sacked quarterback Tajh Boyd at the Clemson 10-yard line. Boyd fumbled on the play, and Manning recovered and returned the ball four yards to the Clemson 6. Two plays later, Glennon threw a seven-yard touchdown pass to Jay Smith. On Clemson's next possession, Manning hit running back Mike Bellamy behind the line of scrimmage, forcing a fumble that Manning recovered at the Clemson 18. That turnover led to a 21-yard field goal by Niklas Sade to increase the lead to 17-3, and NC State was off to the races.

The onslaught continued. Following a Tiger three-and-out, T.J. Graham returned Dawson Zimmerman's punt 34 yards to the Clemson 11. Two plays later, Tony Creecy scored from four yards out to make it 24-3. Sade added a 32-yard field goal at the end of the half to make it 27-3 at intermission and that was that. The State defense held the Tigers to just 13 points and 34 yards net rushing. The Pack gave up just 27 points over the last three games, holding opponents to a combined three TDs and 109 yards rushing in those contests.

The victory was State's first over a top 10 team since a 20-15 victory at Florida State in 2005. The last time NC State won against a top 10 team at home was a 24-7 rout of second-ranked Florida State in 1998. O'Brien now owns a 7-5 mark against ranked teams as the head coach at NC State.

Sophomore cornerback David Amerson pulled down his 11th interception of the season in the third quarter, tying the ACC single-season mark set by Dre Bly of UNC in 1996. In just two seasons, Amerson already has climbed to fifth on the NC State career list for interceptions.

With 34 yards, Graham broke the ACC career record for kickoff-return yardage, breaking the mark of 2,983 set by Maryland's Torrey Smith last year.

SCORING SUMMARY	1	2	3	4	F
Clemson	3	0	3	7	13
NC State	0	27	10	0	37

- CU - Catanzaro 24-yard field goal, 6:50 in 1st
- NCS - Bryan 11-yard pass from Glennon (Sade kick), 11:35 in 2nd
- NCS - Smith 7-yard pass from Glennon (Sade kick), 10:33 in 2nd
- NCS - Sade 21-yard field goal, 7:26 in 2nd
- NCS - Creecy 4-yard run (Sade kick), 4:58 in 2nd
- NCS - Sade 32-yard field goal, 0:05 in 2nd
- NCS - Sade 21-yard field goal, 10:18 in 3rd
- CU - Catanzaro 32-yard field goal, 8:44 in 3rd
- NCS - Palmer 43-yard pass from Glennon (Sade kick), 5:41 in 3rd
- CU - Bellamy 2-yard run (Catanzaro kick), 1:22 in 4th

TEAM STATISTICS	CU	NCS
First downs	18	22
Rushes-yards	28-34	45-145
Passing yards	303	253
Comp-Att-Int	25-41-2	19-29-0
Total Off. Plays-Yds	69-337	74-398
Fumbles-Lost	3-2	0-0
Penalties-Yards	5-42	2-30
Punts-Avg.	7-45.7	8-37.5
Time of Possession	23:31	36:29
3rd Down Conversions	2-14	5-15
4th Down Conversions	1-3	0-0
Red Zone Scores	3-5	6-6

INDIVIDUAL LEADERS

- Rushing - (CU) Ellington 9-28
(NCS) Washington 22-94
- Passing - (CU) Boyd 21-34-238, 2 INT
(NCS) Glennon 19-29-253, 3 TDs
- Receiving - (CU) Hopkins 5-124
(NCS) Graham 4-54

NC STATE 56, MARYLAND 41

November 26, 2011 • 12:30 p.m.
Carter-Finley Stadium • Raleigh, N.C. • 55,323

Trailing 41-14 with less than six minutes to play in the third quarter, NC State staged the largest comeback in school history and beat Maryland going away, scoring 42 points on six touchdowns in the game's final 20:57.

The victory lifted NC State to 7-5 on the season and made the Wolfpack eligible for bowl consideration for the third time in the last four years. State finished the regular season by winning five of its last seven games.

The Wolfpack comeback was so sudden that the Pack took the lead with 7:08 left to play in the game, and then tacked on two more touchdowns before time expired. NC State's previous largest comeback was against Minnesota in the 2000 Micron.pc Bowl. In that game, the Pack came back from a 24-point deficit to win 38-30. The comeback vs. the Terrapins ranks as the second-largest ever in an ACC game.

Turnovers played a huge role in the game. The two teams combined to turn the ball over nine times. Maryland scored three first-half touchdowns off Wolfpack giveaways and led 34-14 at halftime. Three of the Wolfpack's last four scores were set up by two interceptions and a fumble.

NC State quarterback Mike Glennon, who completed 36 of 55 pass attempts for 306 yards, had a career day, tying school records for touchdown responsibility and touchdown passes. Glennon threw for five TDs and rushed for one more, becoming just the second quarterback in State history to account for six touchdowns in a game. Philip Rivers was responsible for six TDs against Navy in 2002. Glennon became the fourth Wolfpack signal caller to throw five touchdown passes in a game, the first since Russell Wilson against Florida State in 2009.

Glennon's five touchdown passes give him 28 for the season, moving him into a tie for third place in the State record book. Wilson threw 28 touchdown passes in 2008. Only Rivers (34 in 2003) and Wilson (31 in 2009) ever threw for more touchdowns in a single season than Glennon has in 2011.

SCORING SUMMARY	1	2	3	4	F
Maryland	14	20	7	0	41
NC State	7	7	7	35	56

- MD - McDougle 66-yard fumble recovery (Ferrara kick), 8:25 in 1st
- MD - Brown 1-yard run (Ferrara kick), 5:52 in 1st
- NCS - Creecy 4-yard pass from Glennon (Sade kick), 0:04 in 1st
- MD - Brown 1-yard run (Ferrara kick), 8:56 in 2nd
- MD - Hendy 32-yard interception return (Tart kick), 8:11 in 2nd
- NCS - Smith 7-yard pass from Glennon (Sade kick), 3:28 in 2nd
- MD - Dorsey 24-yard pass from Brown (kick failed), 0:33 in 2nd
- MD - Meggett 46-yard run (Tart kick), 10:50 in 3rd
- NCS - Palmer 6-yard pass from Glennon (Sade kick), 5:57 in 3rd
- NCS - Creecy 11-yard pass from Glennon (Sade kick), 14:56 in 4th
- NCS - Glennon 1-yard run (Sade kick), 13:28 in 4th
- NCS - Washington 1-yard run (Sade kick), 7:08 in 4th
- NCS - Bryan 7-yard pass from Glennon (Sade kick), 2:18 in 4th
- NCS - Wilson 59-yard interception return (Sade kick), 0:27 in 4th

TEAM STATISTICS	MD	NCS
First downs	15	27
Rushes-yards	39-199	41-133
Passing yards	166	306
Comp-Att-Int	12-23-2	36-55-1
Total Off. Plays-Yds	62-365	96-439
Fumbles-Lost	5-3	3-3
Penalties-Yards	5-65	4-20
Punts-Avg.	4-39.5	4-39.2
Time of Possession	25:07	34:53
3rd Down Conversions	6-12	14-20
4th Down Conversions	0-0	2-2
Red Zone Scores	2-3	7-7

INDIVIDUAL LEADERS

- Rushing - (MD) Meggett 15-91, 1 TD
(NCS) Washington 20-90, 1 TD
- Passing - (MD) Brown 12-23-166, 1 TD, 2 INT
(NCS) Glennon 36-55-306, 5 TDs, 1 INT
- Receiving - (MD) Dorsey 3-88, 1 TD
(NCS) Bryan 8-79, 1 TD



NC STATE PLAYERS IN THE ACC

NC State in the 2011 Atlantic Coast Conference Statistics (Through games of Dec 08, 2011)

INDIVIDUAL STATS

INTERCEPTIONS									
	Team	Cl	G	Int	Yds	TD	Long	Int/G	
1.	David Amerson	ST	SO	12	11	140	1	47	0.92
3.	Brandon Bishop	ST	JR	12	5	53	0	36	0.42
t6.	Earl Wolff	ST	JR	12	3	53	0	40	0.25

PASSING AVG/GAME											
	Team	Cl	G	Att	Cmp	Int	Pct.	Yds	TD	Avg/G	
4.	Mike Glennon	ST	JR	12	420	262	11	62.4	2790	28	232.5

PASS EFFICIENCY											
	Team	Cl	G	Att	Cmp	Int	Pct.	Yds	TD	Eff.	
7.	Mike Glennon	ST	JR	12	420	262	11	62.4	2790	28	134.9

TOTAL OFFENSE									
	Team	Cl	G	Rush	Pass	Plays	Total	Yds/G	
7.	Mike Glennon	ST	JR	12	-113	2790	469	2677	223.1

PUNT RETURN AVG									
	Team	Cl	G	Ret	Yds	TD	Long	Avg	
1.	T.J. Graham	ST	SR	12	16	193	1	82	12.1

KICK RETURN AVG									
	Team	Cl	G	Ret	Yds	TD	Long	Avg	
4.	T.J. Graham	ST	SR	12	41	923	0	46	22.5

ALL PURPOSE										
	Team	Cl	G	Rush	Rcv	PR	KR	Yds	Avg/G	
3.	T.J. Graham	ST	SR	12	-5	641	193	923	1752	146.0

SCORING										
	Team	Cl	G	TD	XPT	FG	2XP	Pts	Pts/G	
10.	Niklas Sade	ST	FR	12	0	42	10	0	72	6.0

FIELD GOALS									
	Team	Cl	G	FG	FGA	Pct.	FG/G		
t8.	Niklas Sade	ST	FR	12	10	15	66.7	0.83	

SCORING (KICK)									
	Team	Cl	G	PATs	FGs	Pts	Pts/G		
t7.	Niklas Sade	ST	FR	12	42-43	10-15	72	6.0	

FIELD GOAL PCT									
	Team	Cl	G	FG	FGA	Long	Pct.		
8.	Niklas Sade	ST	FR	12	10	15	66.7		

PAT KICKING PCT									
	Team	Cl	G	Made	Att	Pct.			
9.	Niklas Sade	ST	FR	12	42	43	97.7		

FUMBLES FORCED									
	Team	Cl	G	Num	Avg/G				
1.	Terrell Manning	ST	JR	10	4	0.40			
2.	Audie Cole	ST	SR	12	4	0.33			
t3.	Earl Wolff	ST	JR	12	3	0.25			

FUMBLES RCVD									
	Team	Cl	G	Num	Avg/G				
1.	Terrell Manning	ST	JR	10	3	0.30			
2.	Brandon Bishop	ST	JR	12	3	0.25			
7.	Earl Wolff	ST	JR	12	2	0.17			

ACC TEAM STATS

SCORING OFFENSE										
	G	TD	XP	2XP	DXP	FG	Saf	Pts	Avg	
1.	Georgia Tech	12	56	54	1	0	9	0	419	34.9
2.	Clemson	13	54	49	2	0	20	0	437	33.6
3.	Florida State	12	46	44	0	0	20	0	380	31.7
4.	Virginia Tech	13	47	45	0	0	14	1	371	28.5
5.	North Carolina	12	46	46	0	0	6	0	340	28.3
6.	NC State	12	44	42	0	0	10	0	336	28.0
7.	Wake Forest	12	39	37	0	0	16	1	321	26.8
8.	Miami	12	41	39	0	0	11	0	318	26.5
9.	Virginia	12	33	29	3	0	15	0	278	23.2
10.	Maryland	12	35	29	1	0	12	0	277	23.1
11.	Duke	12	35	33	0	0	9	0	270	22.5
12.	Boston College	12	27	26	0	0	10	0	218	18.2

RUSHING OFFENSE									
	G	Att	Yds	Avg	TD	Yds/G			
1.	Georgia Tech	12	661	3802	5.8	44	316.8		
2.	Virginia Tech	13	542	2453	4.5	25	188.7		
3.	Maryland	12	421	2032	4.8	16	169.3		
4.	Virginia	12	466	1984	4.3	17	165.3		
5.	Clemson	13	503	2026	4.0	20	155.8		
6.	North Carolina	12	423	1769	4.2	22	147.4		
7.	Miami	12	398	1748	4.4	18	145.7		
8.	Boston College	12	437	1571	3.6	12	130.9		
9.	Wake Forest	12	426	1427	3.3	16	118.9		
10.	Florida State	12	408	1417	3.5	20	118.1		
11.	NC State	12	420	1298	3.1	10	108.2		
12.	Duke	12	365	1129	3.1	19	94.1		

SCORING DEFENSE										
	G	TD	XP	2XP	DXP	FG	Saf	Pts	Avg	
1.	Florida State	12	23	18	0	0	8	1	182	15.2
2.	Virginia Tech	13	29	26	0	0	8	0	224	17.2
3.	Miami	12	28	26	1	0	15	0	241	20.1
4.	Virginia	12	33	31	1	0	12	0	267	22.2
5.	North Carolina	12	33	31	1	0	17	0	282	23.5
	Boston College	12	31	30	0	0	22	0	282	23.5
7.	NC State	12	36	34	1	0	15	0	297	24.8
8.	Georgia Tech	12	41	39	0	0	8	0	309	25.8
9.	Clemson	13	42	40	0	0	16	0	340	26.2
10.	Wake Forest	12	40	38	1	0	17	1	333	27.8
11.	Duke	12	47	44	0	0	16	0	374	31.2
12.	Maryland	12	53	52	1	0	13	0	411	34.2

RUSHING DEFENSE									
	G	Rushes	Yards	Avg.	TD	Yds/G			
1.	Florida State	12	423	982	2.3	8	81.8		
2.	North Carolina	12	406	1274	3.1	9	106.2		
3.	Virginia Tech	13	422	1401	3.3	15	107.8		
4.	Virginia	12	416	1540	3.7	11	128.3		
5.	NC State	12	423	1589	3.8	17	132.4		
6.	Boston College	12	425	1813	4.3	22	151.1		
7.	Miami	12	473	1943	4.1	8	161.9		
8.	Wake Forest	12	442	1955	4.4	19	162.9		
9.	Georgia Tech	12	433	1958	4.5	18	163.2		
10.	Clemson	13	526	2294	4.4	18	176.5		
11.	Duke	12	441	2168	4.9	22	180.7		
12.	Maryland	12	564	2637	4.7	31	219.8		

PASS OFFENSE										
	G	Att	Cmp	Int	Pct.	Yds	Avg	TD	Yds/G	
1.	Clemson	13	478	287	10	60.0	3702	7.7	31	284.8
2.	Duke	12	493	315	12	63.9	3266	6.6	15	272.2
3.	Florida State	12	352	227	12	64.5	3092	8.8	23	257.7
4.	Wake Forest	12	409	252	8	61.6	3067	7.5	22	255.6
5.	North Carolina	12	329	222	13	67.5	2990	9.1	23	249.2
6.	NC State	12	433	270	11	62.4	2856	6.6	29	238.0
7.	Miami	12	339	222	11	65.5	2785	8.2	21	232.1
8.	Virginia	12	402	229	15	57.0	2778	6.9	15	231.5
9.	Virginia Tech	13	377	224	9	59.4	2952	7.8	21	227.1
10.	Maryland	12	434	233	16	53.7	2524	5.8	14	210.3
11.	Boston College	12	324	173	10	53.4	2008	6.2	12	167.3
12.	Georgia Tech	12	152	71	8	46.7	1713	11.3	10	142.8

TOTAL OFFENSE									
	G	Rush	Pass	Plays	Yards	Avg/P	TD	Yds/G	
1.	Georgia Tech	12	3802	1713	813	5515	6.8	54	459.6
2.	Clemson	13	2026	3702	981	5728	5.8	51	440.6
3.	Virginia Tech	13	2453	2952	919	5405	5.9	46	415.8
4.	Virginia	12	1984	2778	868	4762	5.5	32	396.8
5.	North Carolina	12	1769	2990	752	4759	6.3	45	396.6
6.	Maryland	12	2032	2524	855	4556	5.3	30	379.7
7.	Miami	12	1748	2785	737	4533	6.2	39	377.8
8.	Florida State	12	1417	3092	760	4509	5.9	43	375.8
9.	Wake Forest	12	1427	3067	835	4494	5.4	38	374.5
10.	Duke	12	1129	3266	858	4395	5.1	34	366.2
11.	NC State	12	1298	2856	853	4154	4.9	39	346.2
12.	Boston College	12	1571	2008	761	3579	4.7	24	298.2

PASS DEFENSE										
	G	Att	Cmp	Int	Pct.	Yds	Avg	TD	Yds/G	
1.	Florida State	12	366	218	13	59.6	2313	6.3	15	192.8
2.	Miami	12	315	209	6	66.3	2376	7.5	16	198.0
3.	Georgia Tech	12	353	200	13	56.7	2376	6.7	20	198.0
4.	Clemson	13	371	211	13	56.9	2638	7.1	20	202.9
5.	Virginia Tech	13	391	196	15	50.1	2680	6.9	14	206.2
6.	Virginia	12	385	207	12	53.8	2578	6.7	18	214.8
7.	NC State	12	364	210	24	57.7	2634	7.2	15	219.5
8.	Wake Forest	12								



ACC STATS

9.	Boston College	12	1813	2919	845	4732	5.6	30	394.3
10.	Wake Forest	12	1955	2834	866	4789	5.5	40	399.1
11.	Duke	12	2168	2937	779	5105	6.6	45	425.4
12.	Maryland	12	2637	2849	937	5486	5.9	49	457.2

KICKOFF RETURNS		G	Ret	Yds	TD	Avg
1.	Florida State	12	28	694	0	24.8
2.	North Carolina	12	51	1246	1	24.4
3.	Clemson	13	53	1215	1	22.9
4.	Virginia	12	49	1065	0	21.7
5.	NC State	12	49	1058	0	21.6
6.	Miami	12	43	915	0	21.3
7.	Duke	12	63	1286	0	20.4
8.	Boston College	12	46	921	0	20.0
9.	Wake Forest	12	57	1137	0	19.9
10.	Maryland	12	70	1396	0	19.9
11.	Virginia Tech	13	43	850	0	19.8
12.	Georgia Tech	12	40	771	0	19.3

PUNT RETURN AVG		G	Ret	Yds	TD	Avg
1.	NC State	12	18	206	1	11.4
2.	Miami	12	11	121	0	11.0
3.	Florida State	12	38	399	1	10.5
4.	Virginia Tech	13	30	310	1	10.3
5.	Duke	12	25	226	0	9.0
6.	Georgia Tech	12	15	120	0	8.0
7.	Clemson	13	12	90	0	7.5
8.	Wake Forest	12	21	143	1	6.8
9.	Virginia	12	26	150	0	5.8
10.	Maryland	12	18	95	0	5.3
11.	Boston College	12	15	78	0	5.2
12.	North Carolina	12	18	74	0	4.1

PUNTING		G	No.	Yards	Avg/P	PR	Avg	TBq	Net/P
1.	Florida State	12	49	2303	47.0	143	2.9	5	42.0
2.	Duke	12	50	2104	42.1	138	2.8	4	37.7
3.	Miami	12	48	2051	42.7	197	4.1	3	37.4
4.	Maryland	12	60	2351	39.2	93	1.5	2	37.0
5.	Boston College	12	69	2657	38.5	68	1.0	2	36.9
6.	Georgia Tech	12	35	1351	38.6	41	1.2	1	36.9
7.	Wake Forest	12	62	2460	39.7	128	2.1	4	36.3
8.	NC State	12	67	2502	37.3	68	1.0	3	35.4
9.	North Carolina	12	56	2094	37.4	74	1.3	2	35.4
10.	Virginia	12	62	2430	39.2	147	2.4	5	35.2
11.	Clemson	13	61	2545	41.7	226	3.7	9	35.1
12.	Virginia Tech	13	60	2205	36.8	70	1.2	6	33.6

PASS EFFICIENCY		G	Att	Cmp	Pct	Int	Yds	TD	Effic
1.	North Carolina	12	329	222	67.5	13	2990	23	159.0
2.	Florida State	12	352	227	64.5	12	3092	23	153.0
3.	Georgia Tech	12	152	71	46.7	8	1713	10	152.6
4.	Miami	12	339	222	65.5	11	2785	21	148.4
5.	Clemson	13	478	287	60.0	10	3702	31	142.3
6.	Virginia Tech	13	377	224	59.4	9	2952	21	138.8
7.	Wake Forest	12	409	252	61.6	8	3067	22	138.4
8.	NC State	12	433	270	62.4	11	2856	29	134.8
9.	Duke	12	493	315	63.9	12	3266	15	124.7
10.	Virginia	12	402	229	57.0	15	2778	15	119.9
11.	Boston College	12	324	173	53.4	10	2008	12	111.5
12.	Maryland	12	434	233	53.7	16	2524	14	105.8

TURNOVER MARGIN		G	Fum	Int	Tot	Fum	Int	Tot	MarPer/G
1.	NC State	12	12	24	36	11	11	22	+141.17
2.	Virginia Tech	13	7	15	22	7	9	16	+6.046
3.	Wake Forest	12	6	11	17	4	8	12	+5.042
4.	Maryland	12	16	11	27	7	16	23	+4.033
5.	Florida State	12	7	13	20	5	12	17	+3.025
6.	Georgia Tech	12	7	13	20	10	8	18	+2.017
7.	Clemson	13	9	13	22	10	10	20	+2.015
8.	North Carolina	12	10	13	23	11	13	24	-1-0.08
9.	Miami	12	9	6	15	8	11	19	-4-0.33
10.	Boston College	12	3	13	16	10	10	20	-4-0.33
11.	Virginia	12	9	12	21	11	15	26	-5-0.42
12.	Duke	12	5	6	11	9	12	21	-10-0.83

PASS DEF EFFICIENCY		G	Att	Cmp	Int	Pct.	Yds	TD	Effic
1.	Virginia Tech	13	391	196	15	50.1	2680	14	111.8
2.	NC State	12	364	210	24	57.7	2634	15	118.9
3.	Florida State	12	366	218	13	59.6	2313	15	119.1
4.	Virginia	12	385	207	12	53.8	2578	18	119.2

5.	Boston College	12	420	265	13	63.1	2919	8	121.6
6.	Wake Forest	12	424	242	11	57.1	2834	21	124.4
7.	Georgia Tech	12	353	200	13	56.7	2376	20	124.5
8.	Clemson	13	371	211	13	56.9	2638	20	127.4
9.	North Carolina	12	429	260	13	60.6	2961	22	129.4
10.	Maryland	12	373	245	11	65.7	2849	18	139.9
11.	Miami	12	315	209	6	66.3	2376	16	142.7
12.	Duke	12	338	194	6	57.4	2937	23	149.3

RED ZONE OFFENSE		G	RedZone	Percent	TDs	R/P	FG-AT	Fumb/Int/Downs/Other
1.	Georgia Tech	12	47-53	88.7	40	39/1	7-9	2/1/1/0
2.	NC State	12	36-42	85.7	28	8/20	8-9	1/0/2/2
3.	Florida State	12	41-48	85.4	28	18/10	13-15	1/2/1/1
4.	Wake Forest	12	41-49	83.7	26	14/12	15-19	1/0/3/0
5.	Miami	12	34-41	82.9	27	13/14	7-8	1/1/4/0
6.	Clemson	13	44-54	81.5	31	14/17	13-15	1/3/1/3
7.	North Carolina	12	37-46	80.4	33	19/14	4-6	2/1/2/2
8.	Virginia	12	31-41	75.6	20	14/6	11-15	3/0/1/2
9.	Virginia Tech	13	48-64	75.0	34	21/13	14-18	2/3/4/3
10.	Duke	12	34-47	72.3	26	18/8	8-15	0/1/4/1
11.	Boston College	12	23-32	71.9	18	11/7	5-9	3/0/1/1
12.	Maryland	12	32-46	69.6	21	12/9	11-16	2/1/6/0

RED ZONE OFFENSE		G	RedZone	Percent	TDs	R/P	FG-AT	Fumb/Int/Downs/Other
1.	Virginia Tech	13	25-37	67.6	20	13/7	5-10	2/1/4/0
2.	Virginia	12	31-44	70.5	21	9/12	10-12	3/1/5/2
3.	Miami	12	31-43	72.1	17	8/9	14-18	3/1/3/1
4.	North Carolina	12	30-40	75.0	18	7/11	12-15	2/1/3/1
5.	Georgia Tech	12	38-47	80.9	31	14/17	7-8	1/1/4/2
6.	Florida State	12	26-32	81.2	18	8/10	8-9	1/1/2/1
7.	Wake Forest	12	39-48	81.2	29	17/12	10-15	1/0/2/1
8.	Maryland	12	48-59	81.4	37	24/13	11-16	2/1/0/3
9.	Boston College	12	37-45	82.2	22	18/4	15-18	1/1/2/1
10.	Clemson	13	37-45	82.2	22	14/8	15-17	1/3/2/0
11.	NC State	12	31-37	83.8	21	15/6	10-10	1/4/1/0
12.	Duke	12	44-50	88.0	34	18/16	10-12	0/2/1/1



The Wolfpack ranked fourth in the league in total defense.



ACC STATS/NC STATE

FIRST DOWNS					
	G	Rush	Pass	Pen	Total
1. Clemson	13	107	168	16	291
2. Virginia Tech	13	134	124	16	274
3. Virginia	12	103	133	11	247
4. Georgia Tech	12	186	51	9	246
5. Maryland	12	107	122	14	243
6. Wake Forest	12	95	134	13	242
7. Duke	12	67	144	24	235
8. Florida State	12	88	126	19	233
9. North Carolina	12	92	126	12	230
10. Miami	12	85	118	17	220
11. NC State	12	73	128	19	220
12. Boston College	12	77	103	11	191

SACKS BY			
	G	Sacks	Yards
1. Virginia Tech	13	38	259
2. Florida State	12	36	254
3. NC State	12	33	209
4. Maryland	12	26	180
5. North Carolina	12	25	154
6. Miami	12	24	127
7. Clemson	13	24	175
8. Georgia Tech	12	20	133
9. Virginia	12	19	128
10. Duke	12	17	101
11. Boston College	12	11	66
12. Wake Forest	12	10	96

PAT KICKING				
	G	Made	Att	Pct
1. Georgia Tech	12	54	54	1.000
2. North Carolina	12	46	46	1.000
3. Florida State	12	44	44	1.000
4. Miami	12	39	39	1.000
5. Duke	12	33	33	1.000
6. Virginia	12	29	29	1.000
7. Virginia Tech	13	45	46	.978
8. Boston College	12	26	27	.963
9. Clemson	13	49	51	.961
10. NC State	12	42	44	.955
11. Wake Forest	12	37	39	.949
12. Maryland	12	29	31	.935

3RD-DN CONVERSIONS				
	G	Conv	Att	Pct
1. Georgia Tech	12	90	164	54.9
2. Virginia Tech	13	88	190	46.3
3. Clemson	13	91	204	44.6
4. NC State	12	82	189	43.4
5. Miami	12	63	148	42.6
6. Florida State	12	56	139	40.3
7. Virginia	12	71	180	39.4
8. Duke	12	74	189	39.2
9. North Carolina	12	56	144	38.9
10. Wake Forest	12	65	172	37.8
11. Boston College	12	62	166	37.3
12. Maryland	12	62	173	35.8

SACKS AGAINST			
	G	Sacks	Yards
1. Georgia Tech	12	13	77
2. Virginia Tech	13	15	105
3. Virginia	12	15	113
4. Maryland	12	17	141
5. Duke	12	19	142
6. Miami	12	19	128
7. Boston College	12	24	134
8. North Carolina	12	26	202
9. Wake Forest	12	29	216
10. Clemson	13	30	215
11. NC State	12	32	214
12. Florida State	12	36	240

4TH-DN CONVERSIONS				
	G	Conv	Att	Pct
1. Duke	12	22	36	61.1
2. NC State	12	11	20	55.0
3. Boston College	12	9	17	52.9
4. Georgia Tech	12	10	19	52.6
5. Virginia	12	10	20	50.0
6. Wake Forest	12	10	20	50.0
7. North Carolina	12	6	12	50.0
8. Miami	12	8	17	47.1
9. Virginia Tech	13	8	17	47.1
10. Maryland	12	13	29	44.8
11. Clemson	13	7	17	41.2
12. Florida State	12	2	6	33.3

OPPONENT 1ST DOWNS					
	G	Rush	Pass	Pen	Total
1. Florida State	12	62	101	23	186
2. Virginia	12	77	107	19	203
3. Virginia Tech	13	83	106	20	209
4. NC State	12	86	116	10	212
5. Georgia Tech	12	104	110	11	225
6. North Carolina	12	80	133	19	232
7. Boston College	12	91	134	11	236
8. Miami	12	109	118	9	236
9. Duke	12	112	118	12	242
10. Wake Forest	12	107	115	21	243
11. Clemson	13	118	113	21	252
12. Maryland	12	142	128	17	287

PENALTIES				
	G	No	Yds	Avg/G
1. NC State	12	52	393	32.8
2. Boston College	12	50	414	34.5
3. Maryland	12	49	434	36.2
4. Georgia Tech	12	54	450	37.5
5. Clemson	13	56	497	38.2
6. Duke	12	56	467	38.9
7. Miami	12	69	508	42.3
8. Virginia	12	66	525	43.8
9. Wake Forest	12	58	527	43.9
10. North Carolina	12	68	593	49.4
11. Virginia Tech	13	75	677	52.1
12. Florida State	12	98	831	69.2

TIME OF POSSESSION			
	G	Total Time	Avg/G
1. Virginia Tech	13	440:44	33:54
2. Georgia Tech	12	380:57	31:44
3. NC State	12	372:19	31:01
4. Virginia	12	371:38	30:58
5. Duke	12	371:19	30:56
6. Boston College	12	366:29	30:32
7. Florida State	12	358:12	29:51
8. Wake Forest	12	357:35	29:47
9. North Carolina	12	354:41	29:33
10. Miami	12	352:48	29:24
11. Clemson	13	370:05	28:28
12. Maryland	12	303:17	25:16

OPP 3RD-DN CONVERT				
	G	Conv	Att	Pct
1. Virginia Tech	13	58	179	32.4
2. Virginia	12	60	181	33.1
3. Florida State	12	62	182	34.1
4. NC State	12	62	161	38.5
5. Clemson	13	76	194	39.2
6. Wake Forest	12	71	180	39.4
7. Boston College	12	71	174	40.8
8. Miami	12	67	162	41.4
9. North Carolina	12	77	180	42.8
10. Duke	12	64	149	43.0
11. Georgia Tech	12	71	162	43.8
12. Maryland	12	100	186	53.8

FIELD GOALS				
	G	Made	Att	Pct
1. Florida State	12	20	25	.800
2. Clemson	13	20	25	.800
3. Wake Forest	12	16	20	.800
4. Miami	12	11	14	.786
5. Virginia Tech	13	14	20	.700
6. Georgia Tech	12	9	13	.692
7. Virginia	12	15	22	.682
8. NC State	12	10	15	.667
9. Boston College	12	10	16	.625
10. Maryland	12	12	20	.600
11. North Carolina	12	6	10	.600
12. Duke	12	9	20	.450

OPP 4TH-DN CONVERT				
	G	Conv	Att	Pct
1. NC State	12	3	11	27.3
2. Virginia Tech	13	6	19	31.6
3. Clemson	13	9	22	40.9
4. Boston College	12	7	16	43.8
5. Miami	12	8	16	50.0
6. Maryland	12	8	16	50.0
7. Florida State	12	7	14	50.0
8. Virginia	12	10	19	52.6
9. North Carolina	12	10	18	55.6
10. Wake Forest	12	12	20	60.0
11. Georgia Tech	12	14	22	63.6
12. Duke	12	6	9	66.7



Earl Wolff ranks among the league leaders in fumbles forced and fumbles recovered.



Freshman placekicker Nik Sade was 42-43 on PATs in 2011.



BOWL REVIEWS

2010 CHAMPS SPORTS BOWL

DECEMBER 28, 2010
NC STATE 23 • WEST VIRGINIA 7
ORLANDO, FLORIDA • FLORIDA CITRUS BOWL STADIUM

Winning the turnover battle is key to winning football games. NC State didn't let a golden opportunity pass by and turned five West Virginia turnovers into a 23-7 victory in the 2010 Champs Sports Bowl.

The win marked the 100th of Tom O'Brien's 14-year career as a head coach. The nine wins ties as the second-highest total in school history.

The defense maybe saved its best game of the 2010 season for last. David Amerson led the squad with seven tackles, while Audi Augustin and Nate Irving each registered sacks.

Going against one of the top defenses in the country, Russell Wilson led the attack, finishing 28 of 45 for 275 and two touchdowns. With his performance, Wilson was named the Champs Sports Bowl MVP. It marked the first time all year that the Mountaineers allowed 21 or more points.

After stalling on the first series, the Wolfpack drove right down the field to take a lead that was never relinquished. Wilson was five of seven for 79 yards and added one run of seven yards to account for all 86 yards. He capped it off with a 16-yard touchdown pass to Mustafa Greene to put the Pack in front 7-0.

During most of the first half, the Pack did a good job of keeping Mountaineer's quarterback Geno Smith in check. After having defenders in his face play after play, Smith was finally able to break containment, throwing a 32-yard touchdown pass to Stedman Bailey, who was well covered by Amerson.

The Pack responded when T.J. Graham returned the ensuing kickoff 46 yards to the Mountaineer's 48-yard line. Wilson was able to get the offense to the 28-yard line before settling for a 45-yard field goal by Josh Czajkowski to give the Pack a 10-7 lead heading into the half.

The Pack punted on the first possession in the second half, but the Mountaineers turned the ball right back over when David Akinniyi recovered a botched exchange between Smith and Tavon Austin. Getting to fourth and inches, O'Brien was prepared to go for the first down, but the Pack was called for a false start. Czajkowski came through though and extended the lead to 13-7 with a 38-yard field goal.

West Virginia faced its own fourth down play at the Pack's 34-yard line on the following drive, but failed to convert.

Wilson guided the Pack to within field goal range again where Czajkowski connected on a 40-yarder to make the game 16-7. With his third field goal of the game, Czajkowski tied Groza Award winner Marc Primanti with 20 field goals in a season.

The next few possessions, both teams had missed opportunities and couldn't convert drives into points. However, all of that changed when Jock Sanders muffed a punt, which Taylor Gentry recovered at West Virginia's own seven-yard line.

Orlando native Jarvis Williams, who played his high school games at the Citrus Bowl, capped off the night with a seven-yard touchdown reception.

SCORING SUMMARY	1	2	3	4	F
West Virginia	0	7	0	0	7
NC State	7	3	6	7	23

NCS - Greene 16-yard pass from Wilson (Czajkowski kick), 1:37, 1st
WVU - Bailey 32-yard pass from Smith (Bitancourt kick), 2:10, 2nd
NCS - Czajkowski 45-yard field goal, 00:26, 2nd
NCS - Czajkowski 38-yard field goal, 06:05, 3rd
NCS - Czajkowski 40-yard field goal, 01:50, 3rd
NCS - Williams 7-yard pass from Wilson (Czajkowski kick), 3:55, 4th

Tom O'Brien



TEAM STATISTICS	WVU	NCS
First downs	19	21
Rushes-yards	25-130	36-103
Passing yards	196	275
Comp-Att-Int	22-39-1	28-45-0
Total Off. Plays-Yds	64-326	81-378
Fumbles-Lost	5-4	3-1
Penalties-Yards	3-29	4-39
Punts-Avg.	4-43.0	6-39.0
Time of Possession	23:14	36:46
3rd Down Conversions	6-13	8-20
4th Down Conversions	0-1	0-1
Red Zone Scores	0-0	3-5

INDIVIDUAL LEADERS

Rushing: WVU - Smith 12-59-0
NCS Washington 18-62-0

Passing: WVU - Smith 22-39-196 1 INT, 1 TD
NCS - Wilson 28-45-275, 2 TD

Receiving: WVU - Sanders 5-58-0
NCS - Williams 6-77-1

ATTENDANCE: 48,962



BOWL REVIEWS

2008 PAPAJOHNS.COM BOWL

DECEMBER 29, 2008
NC STATE 23 • RUTGERS 29
BIRMINGHAM, ALABAMA • LEGION FIELD

Just as they had since September, injuries more than likely were the slim difference between victory and defeat for the Wolfpack at the Papajohns.com Bowl. Although Tom O'Brien's squad led the game until the fourth-quarter and even pulled ahead once more in the last frame, with the first-team All-ACC quarterback sitting on the bench, there just wasn't enough offensive firepower to pull out the win.

The Scarlet Knights got on the board first after recovering a Jamelle Eugene fumble in the game's first-play from scrimmage and then driving 50 yards and scoring from the six. NC State wasted little time in answering with an 81-yard drive and a 44-yard touchdown pass from first-team All-ACC quarterback Russell Wilson to Owen Spencer.

The Pack defense forced a punt and then Wilson and company launched another drive, this time a 65-yarder capped off by a 33-yard Josh Czajkowski field goal.

The teams traded a pair of punts in the second quarter before Rutgers drove down to the NC State 13 and San San Te lined up for the 30-yard field goal attempt. But senior defensive lineman Antoine Holmes blocked the kick and gave the ball back to the Pack.

Wilson moved the team down the field one more time before the half, rushing for 39 yards himself on the 80-yard drive. But two plays before Andre Brown scored from the five, Wilson was tackled from behind and got up limping. He threw an incomplete pass and handed off to Brown for the score, but the game, as well as the 2008 season, was over for the redshirt freshman.

Team doctors diagnosed Wilson with a knee sprain at halftime and he was unable to return. He had finished the season by throwing 249 consecutive passes with out an interception, a school record.

Daniel Evans and Harrison Beck both took turns behind center in the second half, combining for three interceptions in just two quarters. Rutgers kicked a field goal on its first possession of the half, recovered a blocked punt at the Wolfpack 16 yardline and went in for the score three plays later on the second possession. But heading into the fourth quarter, NC State still held a one-point advantage. However, just a minute-and-a-half into the quarter, the Scarlet Knights jumped ahead with a 28-yard field goal.

Evans led the team down the field 64 yards on the Pack's next possession, hitting Anthony Hill for 21 yards, Jarvis Williams for 20 and then Hill again for a 16-yard touchdown to put NC State back on top, 23-19. But Rutgers returned the ensuing kickoff 27 yards and then had passes of 23 and 42-yards to score two plays later.

NC State turned the ball over four times, including one lost fumble and the three second-half interceptions, more than in its previous seven games combined. The bowl bid marked Tom O'Brien's ninth in the previous decade.

SCORING SUMMARY	1	2	3	4	F
NC State	10	7	0	6	23
Rutgers	6	0	10	13	29

RUT - Cervini 6-yard run (Te kick blocked), 11:47, 1st
 NCS - Spencer 44-yard pass from Wilson (Czajkowski kick), 7:56, 1st
 NCS - Czajkowski 33-yard field goal, 1:00, 1st
 NCS - Brown 5-yard run (Czajkowski kick), 00:38, 2nd
 RUT - Te 31-yard field goal, 10:14, 3rd
 RUT - Underwood 11-yard pass from Teel (Te kick), 6:50, 3rd
 RUT - Te 28-yard field goal, 13:31, 4th
 NCS - Hill 16-yard pass from Evans, 9:21, 4th
 RUT - Britt 42-yard pass from Teel (Te kick), 8:30, 4th
 RUT - Te 24-yard field goal, 00:47, 4th

TEAM STATISTICS	NCS	RUT
First downs	19	21
Rushes-yards	27-95	33-118
Passing yards	268	319
Comp-Att-Int	16-39-3	22-38-1
Total Off. Plays-Yds	66-363	71-437

Fumbles-Lost	3-1	0-0
Penalties-Yards	2-3	2-15
Punts-Avg.	4-22.0	3-37.3
Time of Possession	25:44	34:16
3rd Down Conversions	7-14	5-15
4th Down Conversions	0-0	2-2
Red Zone Scores	3-3	5-6

INDIVIDUAL LEADERS

Rushing: NCS - Wilson 8-46-0
RUT - Martinek 9-58-0

Passing: NCS - Wilson 11-23-186, 0 INT, 1 TD
RUT - Teel 22-37-319, 1 INT, 2 TD

Receiving: NCS - Williams, Jarvis 7-126-0
RUT - Britt 6-119-1

ATTENDANCE: 38,582

2005 MEINEKE CAR CARE BOWL

DECEMBER 31, 2005
NC STATE 14 • SOUTH FLORIDA 0
CHARLOTTE, NORTH CAROLINA • BANK OF AMERICA STADIUM

NC State turned in a storybook ending to a rollercoaster season with a 14-0 victory over South Florida in the Meineke Car Care Bowl in Charlotte, N.C. on New Year's Eve. The defense, led by bowl MVP Stephen Tulloch, carried the Pack through four commanding quarters of football, as the Pack shut out the Bulls in USF's first bowl game appearance in school history. It marked the only shutout in a bowl last year and the first ever by the Wolfpack.

Both offenses sputtered at times throughout the game against solid defensive play. NC State drew first blood in the second quarter, with Marcus Stone finding Brian Clark in the right corner of the South Florida endzone for a nine-yard score. Forcing a punt on USF's next drive, the Pack marched down field again with help on the ground from Toney Baker, in addition to another Stone to Clark connection, moving the ball 41-yards down field. With less than 20 seconds remaining in the first half, Andre Brown reached paydirt on a one-yard jaunt into the endzone for the final score of the day.

On the second Bull's possession of the third quarter, Tulloch delivered a devastating blow to quarterback Carlton Hill, forcing a fumble which Tulloch also recovered. Three plays later, Stone would lose the ball for the Pack on a fumble and return possession to South Florida. On the very next play, DeMario Pressley forced Hill to cough the ball up for a second time, with Tank Tyler securing the ball for NC State.

South Florida made things interesting early in the fourth quarter, clawing their way to the NC State 17-yard line and threatening to score. Quarterback Pat Julmiste tried to find a target in the endzone for a touchdown, but Garland Heath stepped into the passing lane and snatched his fifth interception of the season.

Mario Williams was credited with 1.5 sacks during the game, bringing his career total to 25.5. In just three years with the red and white, Williams leaves the school as the leader in career, game and season sacks and tackles for loss.

With the win, the Wolfpack defeated the odds and silenced its critics by ending the season at 7-5 after a 2-4 start early on in the year. NC State now stands at 4-1 in post-season bowl games under Chuck Amato. Tulloch collected 15 tackles, three sacks and five tackles for loss on the day.

SCORING SUMMARY	1	2	3	4	F
South Florida	0	0	0	0	0
NC State	0	14	0	0	14

NCSU - Clark 9-yard pass from Stone (Deraney kick), 8:13 in 2nd
NCSU - Brown 1-yard run (Deraney kick), 0:17 in 2nd



BOWL REVIEWS

TEAM STATISTICS	USF	NCSU
First downs	15	14
Rushes-yards	44-136	47-173
Passing yards	159	127
Comp-Att-Int	10-30-1	9-19-0
Total Off. Plays-Yds	74-295	66-300
Fumbles-Lost	2-2	2-1
Penalties-Yards	4-20	6-35
Punts-Avg.	7-33.1	7-39.9
Time of Possession	28:59	31:01
3rd Down Conversions	6-18	5-16
4th Down Conversions	1-3	0-1
Red Zone Scores	0-2	2-2

INDIVIDUAL LEADERS

Rushing: USF - Hall 19-118
NCSU - Baker 23-93

Passing: USF - Julmiste 8-25-91, 1 INT
NCSU - Stone 9-19-127, 1 TD

Receiving: USF - Three with two catches
NCSU - Clark 3-66, 1 TD

ATTENDANCE: 57,937

2003 MAZDA TANGERINE BOWL

DECEMBER 22, 2003
NC STATE 56 • KANSAS 26
ORLANDO, FLORIDA • FLORIDA CITRUS BOWL

The Philip Rivers era came to a close at NC State as the outgoing senior led the Wolfpack over Kansas on 37-of-45 passing at the 2003 Mazda Tangerine Bowl. Rivers, the ACC's career passing and total offense leader, created Tangerine Bowl best's of five touchdowns and 475 yards passing to help bring down Kansas, 56-26.

The effort served as Rivers' fifth 400-yard game during the season, and seventh total, paving the way for his third straight bowl MVP honor.

The Wolfpack amassed 653 yards, including 30 plays of at least 10 yards. NC State marched 64, 68 and 97 yards on its first three possessions to build a 21-7 lead. Rivers led an 88-yard drive in the third quarter, then broke the game open by taking advantage of a blocked punt to put the Wolfpack up 42-17.

Richard Washington scored on receptions of 45 and 14 yards, and Jerricho Cotchery had 13 catches for 171 yards and one TD. McLendon got into the end zone three times, scoring on a 3-yard reception and runs of 1 and 26 yards.

The Wolfpack defense closed out the season in dominating fashion, surrendering only 463 yards after allowing 417.5 yards and just shy of 30 points during each contest in the regular season.

SCORING SUMMARY	1	2	3	4	F
NC State	21	7	14	14	56
Kansas	7	3	10	6	26

NCSU - Washington 45-yard pass from Rivers (Kiker kick), 13:58 in 1st
 KU - Gordon 23-yard pass from Whittemore (Brooks kick), 10:41 in 1st
 NCSU - Washington 14-yard pass from Rivers (Kiker kick), 8:43 in 1st
 NCSU - McLendon 1-yard run (Kiker kick), 1:23 in 1st
 KU - Brooks 28-yard field goal, 4:01 in 2nd
 NCSU - McLendon 3-yard pass from Rivers (Kiker kick), 0:45 in 2nd
 KU - Green 11-yard pass from Whittemore (Brooks kick), 10:45 in 3rd
 NCSU - Clark 40-yard pass from Rivers (Kiker kick), 7:24 in 3rd
 NCSU - Davis 10-yard run (Kiker kick), 6:03 in 3rd
 KU - Beck 39-yard field goal, 3:42 in 3rd
 KU - Whittemore 9-yard run (Whittemore pass failed), 14:18 in 4th
 NCSU - Cotchery 21-yard pass (Kiker kick), 12:57 in 4th
 NCSU - McLendon 26-yard run (Kiker kick), 10:06 in 4th

Team Statistics:	NCSU	KU	Team Statistics	NCSU	KU
Total Offense	653	463	Fumbles-Lost	0-0	0-0
First Downs	34	28	Penalties-Yards	9-86	9-75
Rushes-Yards	22-172	40-220	Punts-Avg.	1-53.0	4-30.8
Passing Yards	481	243	Time of Possession	26:05	33:055
Comp.-Att.-Int.	38-46-0	20-42-2			

Individual Leaders

Rushing: NCSU - McLendon 7-72-2TDs
KU - Green 14-87, Whittemore 17-84-1TD

Passing: NCSU - Rivers 37-45-475-5TDs-0INTs
KU - Whittemore 20-41-243-2TDs-2INTs

Receiving: NCSU - Cotchery 13-171-1TD, Washington 7-97-2TDs
KU - Rideau 9-109, Gordon 4-73-1TD

ATTENDANCE: 26,482

2002 TOYOTA GATOR BOWL

JANUARY 1, 2003
NC STATE 28 • NOTRE DAME 6
JACKSONVILLE, FLORIDA • ALTELL STADIUM

The Wolfpack got 2003 off to a stellar start, by soundly defeated the favored Fighting Irish of Notre Dame, 28-6, in the first meeting ever between the two schools. The sell-out Gator Bowl crowd of 73,491 was dominated by folks in red, who saw their beloved Pack tally 317 yards of total offense and dominate the Irish on defense.

There were many plays worth mentioning, but the play of the day may have come early in the first quarter, when Wolfpack senior captain Dantonio Burnette nailed Irish signal caller Carlyle Holiday on a second-and-goal play on Notre Dame's second possession. Two downs later, the Irish settled for a 23-yarder field goal attempt, as Holiday was taken to the lockerroom and did not return for the afternoon.

The Wolfpack drew a penalty on the ensuing kickoff return and Philip Rivers and the offense began their second possession of the game on their own four yardline. Twelve plays later, T.A. McLendon romped two yards into the endzone to begin a 21-point quarter for NC State. The drive was highlighted by 19-yard throw to Sterling Hicks and three 11-yard catches by Jerricho Cotchery.

Notre Dame punted on its next possession, giving the ball to the Pack this time at the 24. Long throws to Cotchery and Bryan Peterson highlighted this 11 play drive, and McLendon scored his second TD of the day (18th of the season) on a three-yard run. Once again, Adam Kiker's kick was good.

Senior safety Rod Johnson picked off his first of three passes for the day on the Irish's next drive, putting Rivers and company back on the field at the NDU 48. Senior tight end Joe Gray caught a 29-yarder from Peterson to set up a nine-yard Rivers to Cotchery score to put the Pack up 21-3 at the halftime break.

The Pack was forced to punt on its first possession of the second half and Notre Dame drove steadily down the field on the ensuing possession, getting to the Wolfpack 24 yardline. Once again, Johnson came up big for NC State, picking off backup quarterback Pat Dillingham once again, this time in the endzone.

NC State punted again before the Irish mounted a 10-play, 39 yard drive that ended in a 41-yard field goal. With the score at 21-6, the Notre Dame defense forced the Pack to three-and-out, as an injured McLendon came off the field with an injured shoulder. The Irish faithful in the stands came to life to begin the fourth quarter, but a nine-yard sack on third-down forced the Irish to punt again. This time, a catching interference call gave the Pack the ball at their own 31 and Rivers went to work again.

Rivers completed passes to four different receivers on the next drive, including a 26-yarder to Cotchery on third-and-one before connecting with tight end Sean Berton for a seven-yard score. That ended the scoring for the day at 28-6, but the Pack didn't quit playing.

Johnson pulled down his third interception of the day at midfield on Notre Dame's next drive and on the Irish's final drive of the day, the Pack held on a goalline stand, with backup linebackers Manny Lawson and Oliver Hoyte making key stops.



BOWL REVIEWS


Rivers finished with 228 yards on a 23-37 passing performance, including 13 straight completions in the first half and two touchdown throws. He was named the bowl MVP for the second time in his three-year career.

McLendon set the school record with his 17th and 18th rushing touchdowns of the season.

SCORING SUMMARY	1	2	3	4	F
NC State	0	21	0	7	28
Notre Dame	3	0	3	0	6

- ND Setta 23 FG, 4:12, 1st
- NCSU McLendon 2 run (Kiker kick), 14:03, 2nd
- NCSU McLendon 3 run (Kiker kick), 5:02, 2nd
- NCSU Rivers-Cotchery 9 pass (Kiker kick), 1:16, 2nd
- ND Setta 41 FG, 1:44, 3rd
- NCSU Rivers-Berton 7 pass (Kiker kick), 10:41, 4th

Team Statistics:	NCSU	ND	Team Statistics	NCSU	ND
Total Offense	317	286	Fumbles-Lost	1-0	0-0
First Downs	21	23	Penalties-Yards	10-87	9-90
Rushes-Yards	26-80	38-112	Punts-Avg.	5-43.2	4-30.0
Passing Yards	255	200	Time of Possession	26:57	33:03
Comp.-Att.-Int.	25-41-0	23-44-3			



Philip Rivers

Individual Leaders

Rushing: NCSU - Rivers 7-22-0, Brown 7-18-0, McLendon 11-18-2, Berton 1-4-0; ND - Grant 21-68-0, Powers-Neal 5-16-0, McNair 4-8-0, Battle 2-6-0, Holiday 2-3-0, Dillingham 4-(-15)-0

Passing: NCSU - Rivers 37-23-0, Peterson 3-2-0
ND - Dillingham 37-19-3, Holiday 6-3-0, Hildbold 1-1-0

Receiving: NCSU - Cotchery 10-127, Berton 5-40, McLendon 3-16, Edwards 3-13, Peterson 2-16, Gray 1-24, Hicks 1-19
ND - Battle 10-84, Clark 4-41, Jenkins 3-42, Stovall 3-25, Godsey 1-5, Rodamer 1-5, McKnight 1-(-2)

ATTENDANCE: 73,491

2001 VISIT FLORIDA TANGERINE BOWL

DECEMBER 20, 2001

NC STATE 19 • PITTSBURGH 34

ORLANDO, FLORIDA • FLORIDA CITRUS BOWL

Injuries took a toll on the Wolfpack in its second straight bowl appearance, as the Wolfpack fell to the Big East's Pittsburgh, 34-19, in the Visit Florida Tangerine Bowl. Heading into the contest, NC State had won four of its last five games, while Pittsburgh had won five consecutive.

Starting cornerback Marcus Hudson did not play in the game after suffering a neck injury in pre-bowl practice, but the list of injured did not stop there. Early in the second quarter, All-American Levar Fisher suffered a fracture of his left forearm, while another starting linebacker, Brian Jamison, also hobbled on and off the field with a foot injury. The offense fared no better, as starting wide receivers Bryan Peterson and Jerricho Cotchery both spent most of the second half on the bench with the sports medicine staff.

The first quarter ended with a 3-3 tie. NC State punted on its first two possessions, while Pittsburgh was held to a field goal after a first-and-goal. The Pack's third possession culminated with a 32-yarder from Adam Kiker after a drive that started at the Pack's own 48-yardline.

The Panthers did the damage in the second frame, however, scoring touchdowns on all three of its possessions that quarter on 80, 98 and 70 yard drives. Wide receiver Antonio Bryant did most of the damage, tallying all of his seven receptions for 101 yards in the first half. NC State's only other score in the first half game when freshman Greg Golden took a kickoff return back 90 yards to hit paydirt, the ninth-longest kickoff return in school history.

The Pack defense buckled down in the second half, allowing a field goal on Pitt's first possession of the half and then giving up just one score the rest of the way, but the offense could only respond with nine points.

Barely into the fourth quarter, Philip Rivers capped off a 63-yard drive with a five-yard pass to Dovonte Edwards, who tallied a season-high eight grabs, but Kiker missed the extra point. After forcing Pitt to punt, NC State drove right back down the field, this time covering 72 yards as Kiker connected on a 19-yard field goal. Pittsburgh was forced to punt on its next possession and momentum seemed to be all on the Wolfpack's side as Rivers and company got the ball at their own 20 yardline. However, a blindside hit on Rivers caused him to fumble and the Panthers' Tyre Young took it in for a 16-yard score with just over six minutes remaining.

Rivers was named NC State's Offensive MVP, while Terrance Martin and Dantonio Burnette were named Co-Defensive MVP's.

SCORING SUMMARY	1	2	3	4	F
NC State	3	7	0	9	19
Pittsburgh	3	21	3	7	34

- PITT Lotz 27 FG, 10:36, 1st
- NCSU Kiker 32 FG, 2:16, 1st
- PITT Priestley-Bryant 15 pass (Lotz kick), 10:17, 2nd
- PITT Priestley-Bryant 2 pass (Lotz kick), 4:06, 2nd
- NCSU Greg Golden 90 kick return (Kiker kick), 3:48, 2nd



BOWL REVIEWS

PITT Rutherford 1 run (Lotz kick), :20, 2nd
 PITT Lotz 33 FG, 10:22, 3rd
 NCSU Rivers-Edwards 5 pass (kick failed), 14:56, 4th
 NCSU Kiker 19 fg, 9:39, 4th
 PITT Young 16 fumble recovery, 6:15, 4th

Team Statistics	NCS	Pitt	Team Statistics	NCS	Pitt
Total Offense	294	407	Fumbles-Lost	2-1	1-0
First Downs	19	20	Penalties-Yards	4-28	10-75
Rushes-Yds.	26-105	39-136	Punts-Avg.	5-40.2	6-44.2
Passing Yards	189	271	Time of Possession	26:59	33:01
Comp-Att-Int	26-40-1	18-32-0			

Individual Leaders

Rushing: NCSU - Robinson 10-51-0, Jackson 2-32-0, Hannum 3-9-0, Rivers 9-7-0
 PITT - Polite 9-63-0, Furman 7-33-0, Kirkley 11-27-0, Priestley 7-10-0, Rutherford 3-3-1

Passing: NCSU - Rivers 40-26-1-189-0
 PITT - Priestly 32-18-0-271-2

Receiving: NCSU - Wright 8-61-0, Edwards 8-47-1, Robinson 4-32-0, Peterson 3-25-0, Hannum 1-23-0, Hicks 1-2-0, Cotchery 1- (-1)-0
 PITT - Bryant 7-101-2, English 5-76-0, Furman 2-37-0, Slade 2-25-0, Kirkley 1-22-0, Polite 1-10-0.

ATTENDANCE: 28,562

2000 MICRONPC.COM BOWL

DECEMBER 28, 2000
 NC STATE 38 • MINNESOTA 30
 MIAMI, FLORIDA • PRO PLAYER STADIUM

Heading into the 2000 Micronpc.com Bowl, prognosticators speculated the NC State-Minnesota game would be an offensive display. They were right.

After trailing 24-0 midway through the second quarter, the Pack, which had recorded comeback victories over Arkansas State, Indiana, Georgia Tech and Wake Forest during the regular season, saved its best for last and rallied rallying to beat the Golden Gophers, 38-30.

Bowl MVP Philip Rivers capped a remarkable freshman season by completing 24-of-39 passes for 310 yards and two touchdowns. He did most of his damage in the second half, passing for 246 yards after the intermission. As usual, Rivers' favorite target was big-play receiver Koren Robinson, who made seven grabs for 157 yards and one score.

After spotting Minnesota the 24-point lead with just over seven minutes to play in the opening half, NC State went on to score 25 unanswered points. The rally started late in the first half when Rivers hit tight end Andy Vanderveer with a two yard touchdown pass with exactly two minutes left in the half. Rivers then connected with tailback Ray Robinson on a two-point conversion to cut the deficit to, 24-8.

A big game-turning play occurred early in the third period when NC State cornerback Brian Williams blocked a Gophers' punt to give the Pack possession at the Minnesota 19.

It took NC State virtually no time to capitalize on the blocked punt. One play later, Koren Robinson took a hand-off from Rivers on a reverse and jetted his way down the right sideline for a 19-yard score. The Wolfpack then came back with yet another two-point conversion on a Rivers to Eric Leak pass.

After Kent Passingham's 37-yard field goal had pulled the Pack within three points, NC State grabbed the lead for the first time all night when Ray Robinson bulled his way in from the three. The key play in the 73-yard drive was a 30-yard pass from Rivers to Leak. Although another two-point try failed, NC State had a 25-24 lead and all of the momentum.

But even after seeing its 24-point lead evaporate, Minnesota kept fighting. Led by the running of sturdy tailback Tellis Redmon, who set a Micronpc.com Bowl record by rushing for 246 yards on 42 carries, the Gophers managed to retake the lead at 27-25 on a 23-yard field goal by Dan Nystrom with 11:57 left in the game.

But just 56 seconds later, NC State was back in the end zone and back on top. The Wolfpack took over at the Minnesota 48 yard line after a personal foul penalty had forced the Gophers to kickoff from their own 20. The Pack covered those 48 yards in just four plays as Rivers hit Robinson from 23-yards out on a fade pattern to put NC State back in front 31-27. The margin stayed at four as yet another two-point attempt failed.

With just over three minutes to play, an NC State defense which had been shredded by Redmon all night, finally made a big play. Minnesota quarterback Travis Cole, attempting a quarterback draw, had the ball stripped out of his hands by Wolfpack defensive tackle Ricky Fowler. Linebacker Corey Lyons' recovery left the Pack with first and goal from the eight. When Ray Robinson darted into the end zone on the very next play, NC State was up 38-30 with 3:16 left. Senior linebacker Clayton White sealed the victory with an interception on Minnesota's last drive.

The Wolfpack won despite being outgained by Minnesota 502 yards to 419. With Redmon doing most of the damage, the Gophers finished the game with 300 yards on the ground.

SCORING SUMMARY	1	2	3	4	F
MINNESOTA	21	3	0	6	30
NC STATE	0	8	17	13	38

MINN Redmon 12 run (Nystrom kick)
 MINN Redmon 3 run (Nystrom kick)
 MINN Cole 2 run (Nystrom kick)
 MINN Nystrom 27 FG
 NCSU Vanderveer 2 pass from Rivers (R. Robinson pass)
 NCSU K. Robinson 19 run (Leak pass)
 NCSU Passingham 37 FG
 NCSU R. Robinson 3 run (Hannum pass failed)
 MINN Nystrom 23 FG
 NCSU K. Robinson 23 pass from Rivers (Rivers pass failed)
 MINN Nystrom 29 FG
 NCSU R. Robinson 8 run (Passingham kick)

Team Statistics	NCS	Minn	Team Statistics	NCS	Minn
Total Offense	594	498	Fumbles-lost	2-2	3-1
First Downs	27	31	Penalties-Yards	7-75	3-88
Rushes-Yards	38-269	40-297	Punts-Avg.	5-44.6	5-28.4
Passing Yards	325	201	Possession Time	29:07	30:53
Comp-Att-Int	18-27-0	22-44-5			

Individual Leaders:

Rushing: NC State: : R.Robinson 15-74, K.Robinson 1-19, Jackson 1-11, Rivers 3-9, Leak 2-0
 Minn: Redmon 42-246, Mays 1-23, Matthews 1-12, Fitzpatrick 4-10, Patterson 1-7

Passing: NC State: Rivers 24-39-2-310
 Minn: Cole 16-29-0-202, Abdul-Khaliq 0-1-0-1

Receiving: NC State: K.Robinson 7-157, R.Robinson 5-36, Leak 4-76, Peterson 4-27, Simmons 2-4
 Minn: Keller 5-51, Patterson 4-30, Redmon 3-9, Johnson 2-58, Mays 1-44

Tackles: L. Fisher 13

1998 MICRON PC BOWL

DECEMBER 29, 1998
 MIAMI 46 • NC STATE 23
 MIAMI, FLORIDA • PRO PLAYER STADIUM

The 1998 Micron PC Bowl had all the makings of an offensive showdown. NC State boasted one of the nation's best receivers in All-American Torry Holt, and had beaten top-15 teams Florida State and Syracuse soundly earlier in the season. The Wolfpack's opponent, Miami, had one of the nation's top running backs in Edgerin James and had ended the regular season by knocking UCLA out of the national championship picture.

Once the game started, however, the teams didn't quite stick to the script, as the Wolfpack outrushed the Hurricanes and the Hurricanes had more passing yards. They



BOWL REVIEWS

did combine to roll up more than 1,000 yards of offense and score 69 points, a Micron PC Bowl record. James rushed for two touchdowns and Miami QB Scott Covington threw for two more to lead the Hurricanes to a 46-23 victory over the Wolfpack.

Miami got the fireworks started on it's first possession, driving 71 yards in nine plays and taking a 7-0 lead when Covington floated a pass to Andre King in the left corner of the end zone. The Wolfpack answered with a 12-play, 84-yard march and tied it when Jamie Barnette barreled his way into the end zone for a one-yard score.

The Hurricanes retaliated by mounting another 71-yard drive, resulting in James' five-yard run with 3:15 to go in the first quarter. Miami added to the lead on their next possession. After a field goal attempt from Pack kicker Danny Deskevich sailed wide right, his first miss of the season, Miami struck immediately when Covington fired a strike down the right side to Santana Moss, who had gotten behind the secondary and raced for a 80-yard score.

Deskevich redeemed himself when he split the uprights from 28 yards out with 1:37 to play in the half, but the Hurricanes quickly drove down the field, where James scored on a two-yarder that gave the Hurricanes a 27-10 halftime advantage.

The Hurricanes' Andy Crosland started the third quarter with a 31-yard field goal to push the lead to 20 before the Wolfpack's Rahshon Spikes scored on a 30-yard run for the Wolfpack just over five minutes later. Spikes, who carried 24 times for a Micron PC Bowl and NC State bowl record 176 yards, assumed the bulk of the Wolfpack's ground game after Ray Robinson, the ACC rookie of the year, broke his arm early in the first half.

Miami put the game out of reach early in the fourth quarter. James Jackson scored on a 13-yard run 27 seconds into the period and burst free for a 25-yard TD just 2:25 later.

Barnette, who finished the game 22-for-41 for 201 yards, hit Chris Coleman on a seven-yard score midway through the quarter for NC State before Miami booted a 29-yard field goal to complete the scoring.

Holt, who spent most of the night in double coverage, caught seven passes but for 92 yards, while Coleman racked up 98 yards and a touchdown on six receptions.

SCORING SUMMARY

	1	2	3	4	F
MIAMI	20	7	3	16	46
NC STATE	7	3	7	7	23

- UM King 4 pass from Covington (Crosland kick)
- NCS Barnette 1 run (Deskevich kick)
- UM James 5 run (Crosland kick)
- UM Moss 80 pass from Covington (Crosland kick blocked)
- NCS Deskevich 28 FG
- UM James 2 run (Crosland kick)
- UM Crosland 31 FG
- NCS Spikes 30 run (Deskevich kick)
- UM Jackson 13 run (Covington pass failed)
- UM Jackson 25 run (Crosland kick)
- NCS Coleman 7 pass from Barnette (Spikes rush failed)
- UM Gaitan 29 FG

Team Statistics	UM	NCS	Team Statistics	UM	NCS
First Downs	27	31	Fumbles-lost	2-2	3-1
Rushes-Yards	38-269	40-297	Penalties-Yards	7-75	3-88
Passing (Comp-Att-Int)	18-27-0	22-44-5	Punts-Avg.	2-34.5	3-29.3
Passing Yards	325	201	Possession Time	29:07	30:53
Total Yards	594	498			

Individual Leaders:

Rushing: UM – James 20-156, Jackson 11-99, Davenport 4-13, Williams, 1-6, Hart 1-(-2), Covington 1-(-3)

NCS – Spikes 24-176, Barnette 8-81, Clark 3-20, Berry 1-11, Holt 1-6, Robinson 3-3

Passing: UM – Covington 17-24-0, 320, 2TD, Kelly 1-3-0, 5.

NCS – Barnette 22-41-3, 201, 1TD, Berry 0-3-2, 0

Receiving: UM – Moss 5-141, Franks 4-72, King 3-20, James 2-38, Moser 2-24, Williams 1-26, Davenport 1-4

NCS – Holt 7-52, Coleman 6-98, Hamrick 2-16, Butler 2-15, Robinson 2-7, Spikes 2-6, Johnson 1-7

ATTENDANCE: 44,387

1995 PEACH BOWL

JANUARY 1, 1995

NC STATE 28 • MISSISSIPPI STATE 24
ATLANTA, GEORGIA • GEORGIA DOME

NC State tied the school record for victories in a season with its ninth win, a 28-24 upset of Mississippi State in the Peach Bowl. The Wolfpack persevered by finding a way to stop the Bulldogs' massive offensive line and by staving off a rally that would have given Mississippi State a lead in the closing minutes of the contest.

Winning the toss, the Bulldogs set the tone with its huge offensive line, which led them down the field for a field goal less than three minutes into the game.

The Pack responded with a sustained drive of its own, going 80 yards in 10 plays for a touchdown. Tailback Tremayne Stephens, who would earn Offensive MVP honors after rushing for 105 yards on the day, had gains of 12 and 14 yards in the push, then capped the drive by taking Terry Harvey's pitch the final two yards for the touchdown. The Steve Videtich PAT was good, and the Pack was on top 7-3.

Mississippi State once again used its massive offensive line to full advantage to pick its way 76 yards to NC State's 10. The Pack defense dug in there and held the Bulldogs to a 21-yard field goal.

NC State wasted little time on their next possession, using only 1:39 off the clock. Videtich extended the Pack's lead back to four, 10-6, by hitting a 45-yard field goal.

Mississippi State, undaunted, marched 78 yards in 12 plays to regain the lead. Running back Michael Davis went 11 yards into the end zone for the touchdown and a 13-10 advantage. The Bulldogs missed a golden opportunity after intercepting the Pack on its next possession. Three plays netted negative five yards, and Mississippi State failed to capitalize off the turnover when Rogers' 49-yard attempt sailed wide left.

With the momentum and determined not to be behind at halftime, the Wolfpack got the ball back with 5:27 left on the clock. Videtich connected on a 36-yard attempt with just eight seconds remaining in the half, tying the game at 13.

By all indications, NC State appeared to fall apart at the start of the second half. On their first possession, the Pack was unable to gain enough yards for a first down and was forced to punt. A high snap allowed Andre Bennett to block the punt attempt. The Pack's Adrian Hill was able to land on the ball near the goal line, but his momentum carried him into the end zone where the Bulldogs were awarded a safety.

From there, the Bulldogs added two more third-period field goals – 29 and 36 yards – by Rogers, the second coming after a Wolfpack turnover. Mississippi State now had a 21-13 lead with 8:36 remaining in the third quarter.

NC State managed to refind itself, though, and just as it had all season, they began chipping away at their opponent's lead. They went 69 yards in 16 plays for a three-yard, Harvey-to-Dallas Dickerson scoring play. Harvey then followed with a key two-point conversion and a 21-21 deadlock.

The Pack's defense held the Bulldogs to end the quarter, and NC State opened the fourth period by scoring quickly. The offense traveled 80 yards in four plays, one of which was a 62-yard pass play from Harvey to Jimmy Grissett. Carlos King then took the pitch from Harvey and covered the final 11 yards for the score. Videtich split the uprights, giving the Pack a 28-21 lead.

Mississippi State took over the ball, but the Wolfpack's defense took over the game. The Bulldogs had four drives to mount a comeback in the final 13 minutes, but could manage just four total first downs and one more field goal by Rogers, a 30-yarder.

Due largely to Defensive MVPs Damien Covington and Carl Reeves, Mississippi State was zero for seven on third-down conversions in the second half and zero for one on a fourth-down attempt. That final one came with 1:08 left on the clock. Derrick Taite's pass on fourth and 19 fell off target, giving NC State the ball and the 28-24 victory.

SCORING SUMMARY

	1	2	3	4	F
NC State	7	6	8	7	28
Miss. State	6	7	8	3	24



BOWL REVIEWS

MSU	Rogers 37-yard FG
NCSU	Stephens 2-yard run (Videtich kick)
MSU	Rogers 21-yard FG
NCSU	Videtich 45-yard FG
MSU	Davis 11-yard run (Rogers kick)
NCSU	Videtich 36-yard FG
MSU	Safety-blocked punt
MSU	Rogers 29-yard FG
MSU	Rogers 36-yard FG
NCSU	Dickerson 3-yard pass from Harvey (Harvey 2-point conversion)
NCSU	King 11-yard run (Videtich kick)
MSU	Rogers 30-yard FG

Team Statistics:	NCSU	MSU	Team Statistics:	NCSU	MSU
First Downs	20	16	Fumbles-Lost	2-1	0-0
Rushing (Att.-Yds.)	48-172	35-117	Penalties-Yards	2-15	6-53
Passing (Comp.-Att.-Int.)	14-25-1	14-29-0	Punts-Avg	3-48.0	3-53.0
Passing Yards	164	185	Possession Time	33:11	26:49
Total Yards	336	302			

Individual Leaders:

Rushing: NCSU – Stephens 21-105; King 6-38; Brown 7-25; Grissett 1-6, Fitzgerald 3-3; Hill 1-4; Bender 2-3; Harvey 7
MSU – Davis 13-51; Bouie 12-51; McCrary 3-10; Moulds 2-10; Clark 2-(-1); Taite 3-(-4)

Pasing: NCSU – Harvey 18-11-0, 139 yards; Bender 7-3-1, 25 yards
MSU – Taite 28-13-0, 141 yards; Clark 1-1-0, 44 yards

Receiving: NCSU – Grissett 2-68; Dickerson 3-31; Guffie 2-30; King 2-9; Stephens 1-9; Thomas 1-8; Fitzgerald 2-5; Hill 1-4
MSU – McGee 2-62; C. Jones 3-39; McCrary 3-39; Watkins 3-20; Bouie 1-11; M. Brown 1-9; Moulds 1-5.

ATTENDANCE: 64,902 (2nd largest in Peach Bowl history)

1994 HALL OF FAME BOWL

JANUARY 1, 1994
MICHIGAN 42 • NC STATE 7
TAMPA, FLORIDA • TAMPA STADIUM

For a quarter and a half, NC State surprised No. 19-ranked Michigan by playing them dead even. But big plays in the second quarter accounted for three touchdowns that gave the Wolverines the head start they needed toward a 42-7 victory in the Hall of Fame Bowl.

The Pack outgained Michigan in total offense in the first quarter 75-38, but the field position battle resulted in neither team scoring in the first 15 minutes. The Wolverines began to flex their muscle at the start of the second period, marching 80 yards on 11 plays to paydirt. All-America running back Tyrone Wheatley did the honors, scrambling 26 yards for the touchdown.

State was unable to move on its next possession and was forced to punt. Michigan's Derrick Alexander broke the game wide open on the return, racing 79 yards for the touchdown.

Down 14-0 and with Michigan having the momentum, the Wolfpack showed their mettle by moving to the Wolverine 18 yard line in 10 plays. But on fourth-and-one, the Pack mishandled the snap, Michigan recovered, and State's scoring threat was halted.

With five minutes remaining before intermission, the Wolverines started downfield from the State 15 yard line. Michigan moved to the State 31 yard line and faced fourth and 10 with just three seconds remaining. Following a timeout, Michigan quarterback Todd Collins lofted the ball into the corner of the end zone, where Amani Toomer won the jumping contest amid three Wolfpack defenders, and the Wolverines had another touchdown on the half's final play. If the returned punt knocked the Pack for a loop, the last-second touchdown pass knocked them out.

Michigan's defense turned up the heat in the second half, making three interceptions that resulted in three more Wolverine touchdowns. Michigan defensive back Clarence

Thompson got things started for the Maize and Blue defense when he intercepted State's first-possession pass and returned it 43 yards for a score. Linebacker Steve Morrison added another interception on State's second possession, and Wheatley took advantage by ripping off an 18-yard scoring run.

The Pack got its only score on its next possession as quarterback Geoff Bender directed a six-play 63-yard drive. Tailback Gary Downs had a big 22-yard gain on the sweep during the drive, but it was Bender to tailback Brian Fitzgerald for the 12-yard touchdown play. A Steve Videtich PAT made the score 35-7 in favor of the Wolverines.

Following a Michigan punt, Bender was intercepted once more, this time by Ty Law. It took the Wolverines just three plays to score from 36 yards as Ricky Powers powered his way in from 16 yards out for the game's final score. The two teams punted back-and-forth to each other in the final period as Michigan won 42-7.

The Wolfpack actually had the ball five minutes longer than Michigan, but six turnovers spelled doom on this day. State managed 312 total yards to Michigan's 466. While Wheatley grabbed the MVP award for rushing for 124 yards and two scores, State senior Gary Downs made a name for himself by breaking the century mark with 102 rushing yards in his final game for the Pack. State receiver Eddie Goines led all pass catchers with seven receptions for 72 yards.

SCORING SUMMARY	1	2	3	4	F
Michigan	0	21	21	0	42
NC State	0	0	7	0	7

- UM Wheatley 26 run (Elezovic kick)
- UM Alexander 79 punt return (Elezovic kick)
- UM Toomer 31 pass from Collins (Elezovic kick)
- UM Thompson 43 interception return (Elezovic kick)
- UM Wheatley 18 run (Elezovic kick)
- NCSU Fitzgerald 12 pass from Bender (Videtich kick)
- UM Powers 16 run (Elezovic kick)

Team Statistics:	NCSU	UM	Team Statistics:	NCSU	UM
First Downs	18	21	Fumbles-Lost	4-2	1-0
Rushing (Att.-Yds.)	36-117	44-265	Penalties-Yards	3-15	5-35
Passing (Comp.-Att.-Int.)	19-38-4	12-23-0	Punts-Avg.	6-42.0	6-47.0
Passing Yards	195	201	Possession Time	32:31	27:29
Total Yards	312	466			

Individual Leaders:

Rushing: NCSU – Downs 13-21, Brown 7-11; Harvey 10-0; Fitzgerald 1-0; Goines 1-(-5); Bender 1-(-12)
UM – Wheatley 18-124, Davis 7-36, R. Powers 4-33, Buff 3-26; Biakabutuka 5-22; Foster 2-10; Ritchie 3-9; Collins 1-4; Carr 1-1

Pasing: NCSU – Harvey 27-13-2, 108 yards; Bender 10-6-2, 87 yards
UM – Collins 22-11-0, 189 yards; Carr 1-1-0, 12 yards

Receiving: NCSU – Goines 7-72, Downs 4-34, George 2-16, Hinton 2-25; Schultz 2-31; Brown 1-5; Fitzgerald 1-12
UM – W. Smith 3-48, D. Jones 2-65; Toomer 2-44; Hayes 2-27; Davis 2-5; Richards 1-12

ATTENDANCE: 52,649

1992 GATOR BOWL

DECEMBER 31, 1992
FLORIDA 27 • NC STATE 10
JACKSONVILLE, FLORIDA • GATOR BOWL STADIUM

Looking to set a school record for wins in a season, NC State entered the 1992 Gator Bowl against No. 14 Florida. Unfortunately, the Wolfpack didn't record its 10th win of the year, falling to the Gators 27-10 in the foggy affair.

Fans in the upper areas of the stadium were left with virtually zero visibility toward the field. By the end of the third quarter, the field was not visible at any elevation above ground level. In fact, NC State's coaches in the press box left during the third quarter and returned to the field.



BOWL REVIEWS

State's game plan was to establish a ball-control offense and keep the ball out of the hands of record-setting Florida quarterback Shane Matthews. But the Wolfpack's running game couldn't do much with the Gator defense, netting just 54 yards.

After a scoreless first quarter, Florida became the first team to put points on the board with a Judd Davis 26-yard field goal.

After the Gators kick, the Pack drove the ball from its own 15 to the Florida 27. But on second-and-six from the Florida 27, fullback Greg Manior fumbled an exchange from Jordan that was recovered by Florida. The Gators wasted no time, promptly driving 72 yards on eight plays for its first touchdown and a 10-0 lead, just as the heavy fog began rolling into the stadium.

The Gators added to their lead on their first possession of the second half, marching 57 yards in seven plays, capped by a Matthews to Willie Jackson 17-yard touchdown strike.

The Pack got a break when Florida fumbled a punt, which was recovered by long snapper David Inman at the Gators 29. State managed to move to the Florida six, but three shots at the end zone forced the Pack to settle for a 23-yard field goal by Steve Videtich.

The Gators came right back late in the third quarter on another field goal from Davis, a 42-yarder.

NC State scored a late touchdown with just 2:14 remaining in the game to cut the deficit to 20-10. An attempted on-sides kick failed to cover the required 10 yards and Florida took over at the NCSU 44. It took the Gators four plays to cover the distance and finish off the Pack, 27-10, when Matthews hit Harrison Houston over the middle for 34 yards and a touchdown.

SCORING SUMMARY	1	2	3	4	F
NC State	0	0	3	7	10
Florida	0	10	10	7	27

- UF Davis 26 FG
- UF Matthews 1 run (Davis kick)
- UF Jackson 17 pass from Matthews (Davis kick)
- NCSU Videtich 23 FG
- UF Davis 42 FG
- NCSU Shaw 11 pass from Jordan (Videtich kick)
- UF Houston 34 pass from Matthews (Davis kick)

Team Statistics:	UF	NCSU	Team Statistics:	UF	NCSU
First Downs	26	13	Fumbles-Lost	3-2	2-1
Rushing (Att.-Yds.)	50-198	25-54	Penalties-Yards	6-44	1-10
Passing (Comp.-Att.-Int.)	19-38-0	22-42-2	Punts-Avg.	5-41.0	11-39.8
Passing Yards	247	213	Possession Time	33:43	26:17

Individual Leaders:

Rushing: FLA: Rhett 39-182, Matthews 8-8, Malone 2-6, Randolph 1-2; NCSU: Barbour 11-50, George 1-5, Manior 4-4, Jordan 8-(-4).

Passing: FLA: Matthews 19-38-0, 247; NCSU: Jordan 22-42-2, 213.

Receiving: FLA: Rhett 7-60, W. Jackson 3-42, Keller 3-38, Houston 2-40, Everett 1-31, Hill 1-16, C. Dean 1-14, J. Jackson 1-6; NCSU: R. Lawrence 5-77, Auer 5-48, Shaw 5-33, Goines 3-26, Barbour 2-(-4), Schultz 1-23, George 1-10.

ATTENDANCE: 71,233

1992 PEACH BOWL

JANUARY 1, 1992
EAST CAROLINA 37 • NC STATE 34
ATLANTA, GEORGIA • FULTON COUNTY STADIUM

On the last day of the college football season and the first day of the New Year, NC State squared off against an old nemesis, East Carolina. From the first play to the very last, when Damon Hartman's 49-yard field goal attempt sailed wide right to give ECU a 37-34 win, the 1992 Peach Bowl between the Wolfpack and the Pirates proved to be one of the most exciting bowl games of the year.

NC State got off to a quick start. After stopping the Pirates on three plays to open the game, the Pack took over on its own 32 and marched down field for the game's opening score. Tailback Anthony Barbour led the way, carrying for gains of nine, 15 and eight before Gary Downs scored from two yards out to give the Pack a 7-0 lead with 7:50 remaining in the opening quarter.

East Carolina, behind the passing and scrambling of quarterback Jeff Blake, answered right back, covering 57 yards on six plays. The last play of the drive tied the game, a five-yard toss from Blake to Cedric Van Buren in the end zone.

It quickly became obvious that this was going to be a high-scoring game when NC State answered the Pirates' quick drive with another long scoring drive of its own. Again the Pack went to the ground game, biting off chunks of yardage seven, eight and 19 yards at a time, moving all the way to the ECU 19 as the first quarter expired. Finally, Jordan capped off the drive with a four-yard pass to tight end Todd Harrison, giving the Pack a 14-7 lead.

After a trade of possessions, the Pirates put together another drive, which netted a 27-yard field goal from Anthony Brenner.

Minutes later, the Pirates struck again. This time, Blake found Hunter Gallimore down the sidelines for a 55-yard touchdown pass as ECU went into the locker room with a 17-14 lead.

Much as it did to open the game, NC State came out strong to begin the second half, grinding out yardage on the ground. Barbour, who finished with 90 yards rushing for the day, got things going again, picking up 20 yards on three carries as the Pack drove to the 14 yard line. Jordan then hit Robert Hinton, who put on a spin move and ran in from 10 yards out to give State the lead again at 21-17.

The Pack added another touchdown a few minutes later, when Greg Manior plunged into the end zone. Manior's one-yard rush capped a nine-play, 71-yard drive.

The Pack defense stifled the Pirates again on the next possession, and State regained control of the ball as the game entered the final period. Then the Pack went for the knockout punch, as Jordan lateraled to Ledel George, who in turn fired a long pass to senior receiver Charles Davenport. Davenport, double-covered by the Pirates, managed to break away and make the 52-yard touchdown reception.

But the East Carolina offense, specifically Blake, began to click. An interception by Mike Reid halted one drive, but Blake quickly started another, driving the Pirates 32 yards on seven plays. Blake finished the drive himself, scoring on a keeper from two yards out to pull the Pirates to within 10 points of tying the Pack.

ECU's defense stiffened and the Pirates got the ball back on their own 20 with 6:24 to play. Blake led his team on another long scoring drive, connecting with Dion Johnson for a 10-yard touchdown pass. ECU's two-point try was unsuccessful, and the score stood at 34-30 with 4:18 to go. Minutes later, Blake gave his team the lead when he hit Jon Fisher on a 22-yard touchdown pass.

Taking over at the 29, State engineered one last drive. Jordan completed three consecutive passes to Chris Williams as State moved across midfield. After a sack, Jordan passed to Hinton for a 23-yard gain to the ECU 31 with six seconds left. Hartman then attempted a 49-yard field goal to tie the game, but his kick went wide right as the Pirates hung on to win a heartstopper.

SCORING SUMMARY	1	2	3	4	F
NC State	7	7	13	7	34
East Carolina	7	10	0	20	37

- NCSU Downs 2 run (Hartman kick)
- ECU Van Buren 5 pass from Blake (Brenner kick)
- NCSU Harrison 4 pass from Jordan (Hartman kick)
- ECU Brenner 27 FG
- ECU Gallimore 55 pass from Blake (Brenner kick)
- NCSU Hinton 14 pass from Jordan (Hartman kick)
- NCSU Manior 1 run (kick failed)
- NCSU Davenport 52 pass from George (Hartman kick)
- ECU Blake 2 run (Brenner kick)
- ECU Johnson 17 pass from Blake (run failed)
- ECU Fisher 22 pass from Blake (Brenner kick)



BOWL REVIEWS

Team Statistics:	NCSU	ECU	Team Statistics:	NCSU	ECU
First Downs	20	24	Fumbles-Lost	1-1	4-1
Rushing (Att.-Yds.)	56-186	24-42	Penalties-Yards	5-34	8-45
Passing (Comp.-Att.-Int.)	16-24-1	31-51-3	Punts-Avg.	8-35.8	4-41.5
Passing Yards	197	378	Possession Time	36:07	23:53
Total Yards	383	420			

Individual Leaders:

Rushing: NCSU – Barbour 23-90, Downs 10-63, Manior 15-54, Williams 1-(-3), Davenport 1-(-9), Jordan 6-(-9)

ECU – Van Buren 11-65, Daniels 2-3, Johnson 1-(-13), Blake 10-(-13)

Passing: NCSU – Jordan 23-15-1, 145 yards; George 1-1-0, 52 yards

ECU – Blake, 51-31-3, 378 yards

Receiving: NCSU – Davenport 6-118, Williams 4-30, Hinton 2-37, Shaw 2-6, Harrison 1-4, George 1-2

ECU – Fisher 12-144, Johnson 6-56, Gallimore 5-113, Van Buren 5-30, Driver 2-37,

Daniels 1-(-2)

ATTENDANCE: 59,322

1990 ALL-AMERICAN BOWL

DECEMBER 28, 1990

NC STATE 31 • SOUTHERN MISS 27

BIRMINGHAM, ALABAMA • LEGION STADIUM

In terms of excitement, the 1990 All American Bowl was second to none during the bowl season. Playing at fabled Legion Stadium in Birmingham, Alabama, NC State claimed its second bowl win in three years by beating Southern Mississippi 31-27.

While the pre-game was dominated by talk of the two highly-touted defenses, the game itself was an offensive shootout. The Pack ruined the coaching debut of Jeff Bower, who took over at Southern Mississippi (8-4) when Curley Hallman left after the regular season to accept the LSU job.

USM took the early lead after all-star quarterback Brett Favre spotted receiver Mark Montgomery in the end zone for a 10-yard touchdown strike, climaxing a 66-yard drive following a Pack punt. The PAT attempt failed.

NC State came right back with a scoring drive, covering 65 yards in seven plays. Quarterback Terry Jordan completed passes of six, 12 and 20 yards on the way to his 10-yard option keeper for the Pack's first score. Kicker Mark Fowble was successful, giving the Pack a 7-6 lead.

Southern Mississippi's Tony Smith fumbled the ensuing kickoff, and the Pack's Gregg Giannamore recovered for the Pack at the USM 25. Seven plays later, freshman Gary Downs went over the top from the two for the touchdown.

The Golden Eagles tied the score with 13:42 to go in the first half when Favre hit Montgomery again for a 13-yard score. Favre whipped a pass to Michael Welch on the two-point conversion to tie it at 14.

Then with 1:56 left in the half, Smith again fumbled, this time trying to make a diving catch of a Wolfpack punt. Giannamore was again in the right place, recovering at the USM 23. The Pack, with the aid of a USM pass interference call, got to the two yard line, but had to settle for a 22-yard Fowble field goal and a 17-14 intermission lead.

Southern Miss retook the lead midway through the third quarter. The Eagles' Pat Wynn blocked a Preston Poag punt and the ball went out of bounds at the NCSU one. On the next play, Smith barreled over.

But State went ahead for good shortly after that. Jordan led the Pack downfield on an 11-play, 68-yard drive, ending in a Jordan to Bobby Jurgens 12-yard scoring strike with 1:02 left in the third. That put the Pack up 24-21.

Behind Favre, who passed for 341 yards on the evening, the Golden Eagles mounted a serious comeback only to be thwarted by two key Wolfpack defensive plays. Reserve linebacker David Merritt picked off a Favre pass with 6:33 to go. On State's first play following the interception fullback Greg Manior dashed 41 yards for a touchdown and a 31-21 State lead.

But the Wolfpack, which had led in the fourth quarter in three of its five losses and been tied in the fourth quarter in another, had to hang on at the end. Favre quickly took

USM downfield and Welch got the touchdown on a 5-yard run with 3:09 to play. USM's attempt for two points failed, making it 31-27 in State's favor.

SCORING SUMMARY	1	2	3	4	F
NC State	14	3	7	7	31
S. Miss	6	8	7	6	27

USM Montgomery 10 pass from Favre (kick failed)
 NCSU Jordan 10 run (Fowble kick)
 NCSU Downs 2 run (Fowble kick)
 USM Montgomery 13 pass from Favre (Favre pass to Welch)
 NCSU Fowble 22 FG
 USM Smith 1 run (Taylor kick)
 NCSU Jurgens 12 pass from Jordan (Fowble kick)
 NCSU Manior 41 run (Fowble kick)
 USM Welch 5 run (pass failed)

Team Statistics:	NCSU	USM	Team Statistics:	NCSU	USM
First Downs	23	19	Fumbles-Lost	2-0	4-2
Rushes-Yards	49-193	24-44	Penalties-Yards	7-67	9-73
Passing (Comp.-Att.-Int.)	15-25-1	28-39-1	Punting	7-26.0	5-34.6
Passing Yardage	166	341	Possession Time	32:36	27:24

Individual Leaders:

Rushing: NCSU: Manior 10-71, Downs 9-53, George 4-28, Shaw 7-18, Jordan 16-17; USM: T. Smith 9-35, Welch 2-11, Nelson 1-6

Passing: NCSU: Jordan 25-15-1, 166 yards

USM: Favre 39-28-1, 341 yards

Receiving: NCSU: Davenport 5-37, Harrison 2-29, Shaw 2-28, Jurgens 2-27, W. Turner 1-16, George 1-12, Manior 1-10, Byrd 1-7

USM: M. Jackson 4-116, Montgomery 5-85, Pope 7-58, E. Jackson 6-39

ATTENDANCE: 44,000

1989 COPPER BOWL

DECEMBER 31, 1989

ARIZONA 17 • NC STATE 10

TUCSON, ARIZONA • ARIZONA STADIUM

The inaugural Copper Bowl saw the Arizona Wildcats survive a defensive struggle, with the Cats posting a 17-10 victory at Arizona Stadium.

In the opening quarter, NC State had a pair of scoring opportunities go awry. On NCSU's first possession, the Wolfpack drove to the Arizona 33-yard line, but the march stalled and Damon Hartman's 50-yard field goal attempt was off the mark. Later in the quarter, State's Ray Agnew recovered a Wildcat fumble at the UA 33. The Pack moved inside the 10-yard line, but an Anthony Barbour fumble ended the threat at the four-yard line.

The scoreless tie was finally broken with 2:00 remaining in the period when Arizona quarterback Ronald Veal connected with Olatide Ogunfiditimi on a 37-yard touchdown pass play.

Midway through the second quarter State was once again bitten by a key turnover. The Pack had the ball at the Arizona 17, but Shane Montgomery's third-down pass was intercepted by Scott Geyer, and the Wildcat defender raced 85 yards for a touchdown and 14-0 Arizona lead.

State finally scored following a Wildcat fumble, which Fernandus Vinson recovered at the Arizona 44-yard line. Montgomery used nine plays to move the Pack into the end zone, with the senior signal-caller hitting fullback Todd Varn with a four-yard scoring pass to cap the drive.

Arizona took the ensuing kickoff with just 1:55 remaining in the half, but the Cats made the most of the time. Veal directed his unit downfield with the clock winding down, and Gary Coston booted a 34-yard field goal with 14 seconds left for a 17-7 Arizona halftime advantage.

The 2nd half was dominated by the NCSU defense, with Arizona gaining just 36 yards in the half. However, State was unable to generate enough offense to catch the Cats. The Pack put together an impressive surge in the third quarter, when Montgomery guided the Pack on a 62-yard march that concluded with a 43-yard field goal by Hartman. NCSU would carry the ball into Wildcat territory three more times in the final minutes of the game, but State failed to produce points and Arizona held on for the win.



BOWL REVIEWS

SCORING SUMMARY	1	2	3	4	F
NC State	0	7	3	0	10
Arizona	7	10	0	0	17

UA Ogunfiditimi 37 pass from Veal (Coston kick)
 UA Geyer 85 interception return (Coston kick)
 NCSU Varn 4 pass from Montgomery (Hartman kick)
 UA Coston 34 FG
 NCSU Hartman 43 FG

Team Statistics:	NCSU	UA	Team Statistics:	NCSU	UA
First Downs	23	8	Fumbles-Lost	2-2	3-2
Rushes-Yards	49-83	37-50	Penalties-Yards	6-49	5-47
Passing (Comp.-Att.-Int.)	21-47-2	5-15-1	Punting	7-37.7	10-41.7
Passing Yardage	222	80	Possession Time	38:06	21:54

Individual Leaders:

Rushing: NCSU: Barbour 16-41, Shaw 9-26, Varn 7-23
 UA: McGill 14-49

Passing: NCSU: Montgomery 46-21-1, 222 yards
 UA: Veal 15-5-1, 80 yards

Receiving: NCSU: Byrd 6-67, Varn 5-25, Harrison 2-43
 UA: McGill 2-23, Ogunfiditimi 1-37

ATTENDANCE: 37,237

1988 PEACH BOWL

DECEMBER 31, 1988
 NC STATE 28 • IOWA 23
 ATLANTA, GEORGIA • FULTON COUNTY STADIUM

The Wolfpack exploded for 21 second-quarter points to lift NC State to a 28-23 victory over Iowa during a rain-soaked Peach Bowl at Atlanta's Fulton County Stadium.

The contest was played in a steady rain, which made conditions difficult for both teams. State received the day's first break when Chris Hartsell forced a fumble on the opening kickoff. The Pack's Lee Knight fell on the loose ball, and the NCSU offense took over at the Iowa 13-yard line. Four plays later, quarterback Charles Davenport dove into the end zone from one yard out, and State led 7-0.

Iowa came back to tally a field goal later in the opening period, but the fireworks didn't start until the second quarter. Leading 7-3 at the close of the first period, State began the second quarter with a 75-yard touchdown pass from Shane Montgomery to fleet Danny Peebles. On the ensuing kickoff, Iowa once again fumbled with the Pack recovering on the Hawkeye 27. Five plays later tailback Tyrone Jackson scored from two yards out, and the Pack advantage was 21-3.

Yet another Iowa turnover helped State to spread its lead further. On the Hawkeyes' second play from scrimmage following the kickoff, Michael Brooks intercepted a Chuck Hartlieb pass at the NCSU 28 yard line.

The Pack then put together a sparkling 72-yard, seven-play march into the Iowa end zone. Davenport and Montgomery split time at quarterback, with Montgomery taking the field on passing downs. Montgomery had the drive's big play, a 23-yard completion to Eugene Peters on a third-and-nine play. The march was capped by Jackson's 30-yard dash around the left side.

Trailing 28-3, the highly-touted Iowa offense finally began to move the football. After an NCSU fumble, Hartlieb and company took over at the State 40 yard line and drove for a touchdown late in the first half.

In the second half, playing conditions continued to deteriorate, and defense took control of the contest. Iowa did manage to close the gap with a pair of touchdowns, including one last gasp with eight seconds remaining. However, State held on to preserve the 1988 Peach Bowl title with a 28-23 triumph.

Following the contest, Montgomery was named the Offensive MVP, while Brooks, who had three interceptions on the day, was tabbed as the Defensive MVP.

SCORING SUMMARY	1	2	3	4	F
Iowa	3	7	7	6	23
NC State	7	21	0	0	28

NCSU Davenport 1 run (Hartman kick)
 IOWA Murphy 30 FG
 NCSU Peebles 75 pass from Montgomery (Hartman kick)
 NCSU Jackson 2 run (Hartman kick)
 NCSU Jackson 30 run (Hartman kick)
 IOWA Harberts 8 pass from Hartlieb (Murphy kick)
 IOWA Harberts 22 pass from Hartlieb (Murphy kick)
 IOWA S. Smith 7 pass from Hartlieb (pass failed)

Team Statistics:	IOWA	NCSU	Team Statistics:	IOWA	NCSU
First Downs	21	24	Fumbles-Lost	4-3	8-5
Rushes-Yards	19-19	72-236	Penalties-Yards	4-44	4-40
Passing (Comp.-Att.-Int.)	30-51-4	11-23-2	Punting	6-36.3	5-36.0
Passing Yardage	428	195			

Individual Leaders:

Rushing: IOWA: Saunders 6-22, Hudson 3-10
 NCSU: Jackson 17-86, Crite 13-53

Passing: IOWA: Hartlieb 51-304, 428 yards
 NCSU: Montgomery 10-7-1, 152 yards; Davenport 13-4-1, 43 yards

Receiving: IOWA: Cook 8-122, Harberts 6-101
 NCSU: Worthen 3-27, Peebles 2-91, Peters 2-42

ATTENDANCE: 44,635

1986 PEACH BOWL

DECEMBER 31, 1986
 VIRGINIA TECH 25 • NC STATE 24
 ATLANTA, GEORGIA • FULTON COUNTY STADIUM

After a season of thrilling finishes, the Wolfpack came out on the wrong end of an exciting contest at the 1986 New Peach Bowl when Virginia Tech's Chris Kinzer hit a 40-yard field goal as time ran out, giving the Hokies a 25-24 victory over NCSU.

Tech took an early lead after tailback Maurice Williams broke off a 77-yard run to the Wolfpack two-yard line on the Hokies' first offensive play. Two plays later, Eddie Hunter went over from the one and Tech led 7-0. The next big play was made by the Red & White, as Derrick Taylor blocked a punt and senior defensive end Brian Bulluck fell on the loose ball in the end zone to knot the score at 7-7.

Following a field goal by Kinzer, State took the lead for the first time with an impressive 50-yard, nine-play drive for a touchdown. The score came on a nifty 25-yard pass play from Erik Kramer to Nasrallah Worthen.

After the ensuing kickoff, Taylor made another big play, intercepting a Hokie aerial at the Tech 46-yard line. It then took Kramer just six plays to move State in for another seven points. The drive was capped with a five-yard flip from Kramer to tight end Ralph Britt, and Mike Cofer's extra point made it 21-10 at the half.

Tech struck first in the second half, with the Hokies driving 72 yards in 15 plays. However, Tech's two-point conversion attempt failed and it was 21-16 at the close of the third period.

The Hokies regained the lead early in the fourth stanza, when Erik Chapman connected with tight end Steve Johnson on a six-yard touchdown toss. Coach Bill Dooley elected to attempt another two-point conversion, but the Pack stopped the play once again.

Now trailing 22-21, Kramer put the Wolfpack offense back in gear. State pushed the ball deep into Tech territory, where Cofer nailed a 33-yard field goal to give NCSU a 24-22 edge with 7:12 remaining.

The two foes exchanged punts, leaving the Hokies with the ball on their own 20-yard line with just 1:53 left on the clock. From here, Tech drove 57 yards to set up Kinzer's heroics as time ran out on the Pack.

Although NCSU was on the short end of the score, Kramer was named the Most Outstanding Offensive Player, and Taylor earned the defensive honor.



BOWL REVIEWS

SCORING SUMMARY

	1	2	3	4	F
Virginia Tech	10	0	6	9	25
NC State	7	14	0	3	24

- VT Hunter 1 run (Kinzer kick)
- NCSU Bulluck recovers blocked punt in end zone (Cofer kick)
- VT Kinzer 46 field goal
- NCSU Worthen 25 pass from Kramer (Cofer kick)
- NCSU Britt 5 pass from Kramer (Cofer kick)
- VT Williams 1 run (pass failed)
- VT Johnson 6 pass from Chapman (run failed)
- NCSU Cofer 33 field goal
- VT Kinzer 40 field goal

Team Statistics:	VT	NCSU	Team Statistics:	VT	NCSU
First Downs	29	16	Fumbles-Lost	1-1	2-2
Rushes-Yards	60-287	37-132	Penalties-Yards	5-51	3-25
Passing (Comp.-Att.-Int.)	20-30-2	12-19-0	Punting	2-34.0	5-42.8
Passing Yardage	200	155			

Individual Leaders:

Rushing: VT: Hunter 22-113, Williams 16-129
NCSU: Crite 14-101, Crumpler 9-21

Passing: VT: Chapman 20-30-2, 200 yards
NCSU: Kramer 12-19-0, 155 yards

Receiving: VT: S. Johnson 6-54, Williams 4-39, Snell 4-37
NCSU: Worthen 5-70, Jeffries 3-44

ATTENDANCE: 53,668

1978 TANGERINE BOWL

DECEMBER 23, 1978
NC STATE 30 • PITTSBURGH 17
ORLANDO, FLORIDA • ORLANDO STADIUM

Ted Brown closed out his fabulous collegiate career with an outstanding game as the Wolfpack swept past 16th-ranked Pittsburgh, 30-17, in the 1978 Tangerine Bowl.

Brown, who was the Most Valuable Offensive Player, carried the ball 28 times for 126 yards, including a one-yard plunge for State's first score.

Following Brown's touchdown, the Pack took a 10-0 lead when kicker Nathan Ritter nailed a 51-yard field goal to establish a Tangerine Bowl record.

On the Pack's next possession, reserve quarterback John Isley, who was giving starter Scott Smith a breather, connected with flanker Lee Jukes on a 55-yard scoring bomb. The touchdown gave State a 17-0 advantage, and Coach Bo Rein's club was well on its way to its second bowl win in as many years. In the second half, Ritter added two more field goals of 29 yards and 23 yards.

State's final points came on a 66-yard interception return by safety Mike Nall.

The Pack's tough defense shut down Pitt's highly-regarded offense, keeping the Panthers out of the end zone until the fourth quarter. The NCSU secondary had an excellent game, picking off four Pitt passes.

SCORING SUMMARY

	1	2	3	4	F
NC State	7	10	3	10	30
Pittsburgh	0	0	3	14	17

- NCSU Brown 1 run (Ritter kick)
- NCSU FG Ritter 51
- NCSU Ray 55 pass from Isley (Ritter kick)
- UP FG Schubert 37
- NCSU FG Ritter 29
- NCSU FG Ritter 23
- UP Jacobs 1 run (Schubert kick)
- NCSU Nall 66 pass interception (Ritter kick)
- UP Carter 1 run (Schubert kick)

Team Statistics:	NCSU	UP	Team Statistics:	NCSU	UP
Rushes-Yards	60-207	34-110	Fumbles-Lost	3-2	2-0
Passing (Comp.-Att.-Int.)	6-9-0	32-48-4	Penalties-Yards	8-60	7-70
Passing Yards	103	268	Punting	5-36	6-41
Return Yards	108	0			

Individual Leaders:

Rushing: NCSU: Brown 28-126, Vickers 12-50
Pitt: Jacobs 12-61, G. Jones 1-20

Passing: NCSU: Smith 5-6-0, 52; Isley 1-2-0, 55
Pitt: Trocano 27-38-3, 182; Delaney 5-10-1, Hall 1-12

Receiving: NCSU: Jukes 3-90, Dawson 1-13, Hall 1-12; Pitt: Collier 4-86, Gansted 4-45, Jacobs 3-25.

ATTENDANCE: 31,356

1977 PEACH BOWL

DECEMBER 31, 1977
NC STATE 24 • IOWA STATE 14
ATLANTA, GEORGIA • FULTON COUNTY STADIUM

The Wolfpack broke out to a strong lead and then cruised to a 24-14 Peach Bowl victory over Iowa State. Quarterback Johnny Evans' passing and running allowed the Pack to jump to a 21-0 lead in the first half. State began the game by taking the opening kickoff and driving the ball inside the Cyclones' one yard line. However, on a fourth-down play Evans bobbled the snap and the Pack lost possession.

The next time State got the ball, Evans dispensed with the long drive attack. The Pack took the ball on its own 23, where Evans hit split end Randy Hall with a pass, and Hall outraced the defenders for a 77-yard touchdown play.

Coach Bo Rein's club got two more first-half touchdowns, both following long drives. The first was a 10-play, 64-yard march that ended with Evans passing to Ted Brown for five yards and a touchdown.

The second drive was a 75-yard masterpiece that included eight plays. Evans broke off a 32-yard run to make the score 21-0 at the half.

Iowa State did score a pair of touchdowns in the second half to close the margin. The two touchdowns were separated by Jay Sherrill's 42-yard field goal, which set a Peach Bowl record.

Evans had a brilliant day, rushing for 62 yards on 11 carries and hitting on 12 of 21 passes for 202 yards. The true triple-threat player also punted six times with an average of 45 yards per kick. Evans received the Most Valuable Offensive Player honors while State's Richard Carter took the defensive award.

SCORING SUMMARY

	1	2	3	4	F
Iowa State	0	0	0	14	14
NC State	7	14	0	3	24

- NCSU Hall 77 pass from Evans (Sherrill kick)
- NCSU Brown 5 pass from Evans (Sherrill kick)
- NCSU Evans 32 run (Sherrill kick)
- ISU Quinn 1 run (Kollman kick)
- NCSU FG Sherrill 42
- ISU Meckstroth 10 pass from Quinn (Kollman kick)

Team Statistics:	ISU	NCSU	Team Statistics:	ISU	NCSU
First Downs	27	20	Fumbles-Lost	4-3	1-0
Rushes-Yards	50-178	43-172	Penalties-Yards	6-64	11-103
Passing (Comp.-Att.-Int.)	19-32-2	14-23-0	Punting	4-43	6-45
Passing Yards	227	249			

Individual Leaders:

Rushing: ISU: Green 29-172, Cummins 4-21, Curry 2-4
NCSU: Brown 25-114, Evans 11-62

Passing: ISU: Rubley 10-12-0, 133; Quinn 9-20-2, 94
NCSU: Evans 12-21-0, 202; Brown 2-2-0, 47

Receiving: ISU: Cerrato 3-64, Green 5-33, Hixon 3-45, Hardee 3-35, Solomon 3-38
NCSU: Brown 7-65, Marshall 3-75

ATTENDANCE: 37,733



BOWL REVIEWS

1975 PEACH BOWL

DECEMBER 31, 1975
WEST VIRGINIA 13 • NC STATE 10
ATLANTA, GEORGIA • FULTON COUNTY STADIUM

After a season full of amazing comebacks, the Wolfpack fell short in the 1975 Peach Bowl and lost to West Virginia, 13-10. The Wolfpack, competing in its fourth consecutive post-season contest, jumped out to a 10-0 lead. On its first possession, State rolled 73 yards for a touchdown, with Rickey Adams tallying on a one-yard run.

The Pack's next score followed a 54-yard dash by Ted Brown, who was finally pulled down at the West Virginia 26. The Wolfpack moved the ball inside the 10, but was forced to settle for a 21-yard field goal by Jay Sherrill with 53 seconds remaining in the half.

Trailing 10-0, the Mountaineers turned the tide with a quick score prior to intermission. WVU capped the drive with a 39-yard pass from Dan Kendra to Arthur Owens, making the score 10-6 at the half.

The Mountaineers scored the game's final points on a freak play. Kendra fired a pass over the middle, and two State players tipped the ball before it landed in the hands of WVU's Scott MacDonald, who juggled the ball and then completed the 50-yard scoring play.

The Wolfpack did make one final charge in Atlanta. Quarterback Dave Buckey took over on his own 11 yard line with 3:49 remaining. Coach Lou Holtz's Pack worked its way to the West Virginia 33 when a pair of plays doomed the Wolfpack. Buckey was sacked for a nine-yard loss, and on the following play State was called for illegal procedure.

The victory was sweet indeed for WVU coach Bobby Bowden. In the 1972 Peach Bowl, State had ripped Bowden's Mountaineers 49-13.

The loss overshadowed a fine performance by State's Ted Brown, who gained 159 yards on 21 carries and also caught two passes for 19 yards.

SCORING SUMMARY	1	2	3	4	F
NC State	7	3	0	0	10
West Virginia	7	6	0	7	13

- NCSU Adams 1 run (Sherrill kick)
- NCSU FG Sherrill 21
- WVU Owens 39 pass from Kendra (kick failed)
- WVU MacDonald 50 pass from Kendra (McKenzie kick)

Team Statistics:	WVU	NCSU	Team Statistics:	WVU	NCSU
First Downs	20	23	Fumbles-Lost	1-1	1-1
Rushes-Yards	47-210	46-223	Penalties-Yards	8-80	7-59
Passing (Comp.-Att.-Int.)	11-25-1	12-29-0	Punting	8-42	6-40
Passing Yards	103	202			

Individual Leaders:

Rushing: WVU: Owens 19-96, Lee 15-76, Kendra 4-30
NCSU: Brown 21-159, Adams 11-46, Wade 4-8

Passing: WVU: Kendra 12-28-0, 202; Williams 0-0-1, 0
NCSU: Buckey 11-23-1, 103; Evans 0-1-0, 0

Receiving: WVU: MacDonald 5-110, Owens 3-61, Bowden 2-20
NCSU: Buckey 5-64, Brown 2-19, Hovance 1-15.

ATTENDANCE: 45,134

1974 ASTRO-BLUEBONNET BOWL

DECEMBER 23, 1974
NC STATE 31 • HOUSTON 31
HOUSTON, TEXAS • ASTRODOME

A furious rally in the waning moments allowed the 10th-ranked Wolfpack to gain a 31-31 tie with Houston at the 1974 Astro-Bluebonnet Bowl. Trailing 31-17 with 3:38 to play, Coach Lou Holtz's squad scored a pair of touchdowns and a two-point conversion in the next 1:11.

State trimmed the lead to 31-23 with a 70-yard, seven-play drive that culminated in a nine-yard run by Tommy London. However, the two-point conversion attempt failed and the margin remained at eight points.

The Wolfpack's Louis Alcamo then recovered the ensuing onsidies kick at the Houston 47 and the NCSU offense was back on the attack. In five quick plays quarterback Dave Buckey led the Pack down the field and into the end zone. Buckey completed the drive on his own, sneaking over from the one. State tied the score on Stan Fritts' two-point conversion.

The contest was a see-saw affair through much of the game. John Huff gave the Pack an early lead with a 37-yard field goal, but Houston came right back with a 21-yarder to knot the count at three.

State scored the game's first touchdown after it took over on its own 30 following a blocked field goal. Buckey led an impressive march and executed a perfect option pitch to Roland Hooks for an 11-yard touchdown run.

Houston scored to tie it 10-10, but the Pack responded with a 75-yard, nine-play drive that ate up over five minutes of playing time. Buckey capped the drive with a seven-yard flip to Fritts, and the score was 17-10.

The Houston offense took over, scoring three consecutive touchdowns to give the Cougars a 31-17 advantage, and set up the frantic finish.

SCORING SUMMARY	1	2	3	4	F
NC State	3	7	7	14	31
Houston	0	3	7	21	31

- NCSU FG Huff 37
- UH FG Coplin 21
- NCSU Hooks 11 run (Huff kick)
- UH Housman 1 run (Coplin kick)
- NCSU Fritts 7 pass from Dave Buckey (Huff kick)
- UH Johnson 10 run (Coplin kick)
- UH Foster 73 pass from McCallion (Coplin kick)
- UH Housman 5 run (Coplin kick)
- NCSU London 9 run (pass failed)
- NCSU Dave Buckey 1 run (Fritts run)

Team Statistics:	NCSU	UH	Team Statistics:	NCSU	UH
First Downs	20	25	Fumbles-Lost	5-1	5-3
Rushes-Yards	41-154	69-345	Penalties-Yards	1-15	3-35
Passing (Comp.-Att.-Int.)	18-30-2	8-14-2	Punting	6-36	2-45
Passing Yards	200	179			

Individual Leaders:

Rushing: NCSU: Fritts 16-89, Hooks 8-29
Houston: Housman 21-13, McGraw 10-62, Johnson 12-54, McGallion 17-44

Passing: NCSU: Dave Buckey 18-28-2, 200; Fritts 0-2-0, 0
Houston: McGallion 8-14-2, 179

Receiving: NCSU: Fritts 3-33, Hovance 3-78, Gargano 3-23
Houston: Bass 4-92, Foster 1-73

ATTENDANCE: 35,122.



BOWL REVIEWS

1973 LIBERTY BOWL

DECEMBER 17, 1973
NC STATE 31 • KANSAS 18
MEMPHIS, TENNESSEE • MEMPHIS MEMORIAL STADIUM

The tough Wolfpack ground game outscored the flashy Kansas passing attack as NC State rolled to a 31-18 Liberty Bowl victory.

The Pack surge was led by fullback Stan Fritts, who scored a pair of touchdowns and was named the game's Most Valuable Player. Fritts smashed the Jayhawk line for 83 yards on 18 carries as Coach Lou Holtz's squad won a bowl trophy for the second straight season.

Fritts opened the scoring on a two-yard run and gave the Wolfpack the lead for good at 17-10 with an eight-yard burst in the third quarter.

"We honestly believed we could run against them," said Fritts. "We felt all season long we could run against anybody."

State sealed the victory when reserve fullback Charley Young scored from 12 yards out following an 80-yard, 19-play drive in the fourth period. The drive included only one pass, and Young's touchdown run was the longest play.

Freshman defensive tackle Jim Henderson capped the scoring with a 31-yard interception return for a touchdown with 4:03 remaining in the game.

The Wolfpack victory came in spite of an outstanding performance by Kansas' All-America quarterback Dave Jaynes, who hit on 24 of 38 passes for 218 yards and one touchdown.

SCORING SUMMARY	1	2	3	4	F	
Kansas		0	10	0	8	18
NC State	7		3	7	14	31

- NCSU Fritts 2 run (Sewell kick)
- KU Miller 12 pass from Jaynes (Love kick)
- NCSU FG Sewell 33
- NCSU Fritts 8 run (Sewell kick)
- NCSU Young 12 run (Sewell kick)
- NCSU Henderson 31 interception return (Sewell kick)
- KU Miller 12 run (Jaynes pass to Adams)

Team Statistics:	KU	NCSU	Team Statistics:	KU	NCSU
First Downs	24	17	Fumbles-Lost	2-1	2-0
Rushes-Yards	31-130	56-188	Penalties-Yards	4-37	4-35
Passing (Comp.-Att.-Int.)	24-33-2	7-14-1	Punting	4-37	5-38
Passing Yards	218	86			

Individual Leaders:

Rushing: KU: Miller 15-104, Williams 10-26
NCSU: Fritts 18-83, Young 12-55

Receiving: KU: Adams 8-73, Williams 4-31
NCSU: Gargano 4-48

Passing: KU: Jaynes 24-36-2, 218
NCSU: Shaw 5-8-1, 71

ATTENDANCE: 50,010

1972 PEACH BOWL

DECEMBER 29, 1972
NC STATE 49 • WEST VIRGINIA 13
ATLANTA, GEORGIA • FULTON COUNTY STADIUM

Freshman quarterback Dave Buckley, a surprise starter, led the Wolfpack to a 49-13 Peach Bowl victory over West Virginia. Buckley was forced into a starting role when first-string quarterback Bruce Shaw broke his arm in practice. Buckley responded by hitting on eight of 13 passes for 139 yards and two touchdowns, and he also scored a rushing touchdown.

The young quarterback's first scoring strike came in the opening period, with Coach Lou Holtz's Wolfpack trailing 6-0. Buckley connected with his twin brother, Don, on a 37-yard

scoring play. It was Don's first touchdown reception, and only the second passing touchdown of Dave's collegiate career.

West Virginia came back with another touchdown late in the first period to take a 13-7 lead, but then the Mountaineers were hit by a Wolfpack avalanche.

Fullback Stan Fritts launched the rout with a four-yard touchdown run late in the second period. The score, which was the first of three touchdowns on the night for Fritts, gave State a 14-13 edge at halftime.

The Wolfpack came out quickly in the second half, scoring 21 third-quarter points to wrap up the contest. Dave Buckley got the first touchdown on a two-yard run, and Fritts followed with scoring carries of one and four yards.

Buckley tacked on his second touchdown pass when he found Pat Hovance in the end zone from 14 yards out early in the final period.

The scoring was completed when senior quarterback Gary Clements came off the bench to guide the Pack through a 94-yard, 11-play touchdown drive. The big play was a 62-yard run by Charlie Young. Willie Burden carried the ball the final seven yards for the touchdown.

For the game, State rushed 61 times for 337 yards, while limiting WVU to 91 yards on 37 attempts. Leading the way for the Pack was the swift Burden, who gained 116 yards on 20 carries.

SCORING SUMMARY	1	2	3	4	F
W. Virginia	13	0	0	0	13
NC State	7	7	21	14	49

- WVU FG Nester 27
- WVU FG Nester 39
- NCSU Don Buckley 37 pass from Dave Buckley (Sewell kick)
- WVU Buggs 4 pass from Galiffa (Nester kick)
- NCSU Fritts 4 run (Sewell kick)
- NCSU Dave Buckley 2 run (Sewell kick)
- NCSU Fritts 1 run (Sewell kick)
- NCSU Fritts 4 run (Sewell kick)
- NCSU Hovance 14 pass from Dave Buckley (Sewell kick)
- NCSU Burden 7 run (Sewell kick)

Team Statistics:	WVU	NCSU	Team Statistics:	WVU	NCSU
First Downs	15	27	Fumbles-Lost	2-2	1-1
Rushes-Yards	37-91	61-337	Penalties-Yards	6-61	2-10
Passing (Comp.-Att.-Int.)	16-34-0	11-21-2	Punting	5-33.2	2-34.5
Passing Yards	134	198			

Individual Leaders:

Rushing: WVU: Marbury 13-69, Lee 11-42
NCSU: Burden 20-116, Young 10-90, Fritts 15-53

Passing: WVU: Galiffa 16-32-0, 184
NCSU: Dave Buckley 8-13-1, 139

Receiving: WVU: Buggs 2-51, Stephens 2-32
NCSU: Don Buckley 4-70, Kenney 3-52

ATTENDANCE: 52,671

1967 LIBERTY BOWL

DECEMBER 16, 1967
NC STATE 14 • GEORGIA 7
MEMPHIS, TENNESSEE • MEMPHIS MEMORIAL STADIUM

One of the most successful squads in NC State football history capped its season with the Wolfpack's first bowl victory. State made a pair of brilliant goal line stands in the final moments to preserve a 14-7 triumph.

Coach Earle Edwards' Pack scored the winning touchdown in the fourth period when Tony Barchuk plunged over from the one to climax a 73-yard drive.

Barchuk's touchdown broke a tie that was created when the two teams traded touchdowns during a five minute span in the second period.

However, the excitement was not over once the scoring had been completed. Georgia



BOWL REVIEWS

took the ball on its own one yard line following Barchuk's dive, and stormed 98 yards to the Wolfpack one. At that point the Pack stiffened, and State's Bill Morrow made the big play when he tackled Kent Lawrence at the one on a fourth-and-goal play.

Even after Morrow's stop, the Bulldogs weren't finished. State's offense couldn't move the ball and was forced to punt. Georgia blocked the punt and the Bulldogs took over on the NCSU nine.

The State defense was once again on the firing line, and the Wolfpack responded for a second time. Four straight Georgia passes fell incomplete and the Pack had its first bowl victory.

NC State's first touchdown came on a six-yard pass from quarterback Jim Donnan to end Harry Martell.

On the ensuing kickoff, Lawrence returned the ball 42 yards, and the Bulldogs were rolling. Quarterback Kirby Moore completed three straight passes, and Georgia eventually tied the score on fullback Ron Jenkins' one-yard plunge.

A sparkling performance was turned in by State punter Gary Yount, who set a Liberty Bowl record with a 41.6 yard average on six kicks. Martell also finished with a new bowl record of seven receptions.

SCORING SUMMARY	1	2	3	4	F
Georgia	0	7	0	0	7
NC State	0	7	0	7	14

NCSU Martell 6 pass from Donnan (Warren kick)
 UGA Jenkins 1 run (McCullough kick)
 NCSU Barchuk 1 run (Warren kick)

Team Statistics:	NCSU	UGA	Team Statistics:	NCSU	UGA
First Downs	14	14	Fumbles-Lost	2-1	2-0
Rushes-Yards	36-79	53-140	Penalties-Yards	3-45	6-67
Passing (Comp.-Att.-Int.)	17-25-1	11-23-1	Punting	6-41.6	5-35.6
Passing Yards	128	136			

Individual Leaders:

Rushing: NCSU: Bowers 10-35, Barchuk 13-20, Mason 3-17, Donnan 6-7
UGA: Jenkins 16-33, Moore 16-31, Lawrence 18-17

Passing: NCSU: Donnan 16-24-161; Klebe 1-1-7
UGA: Moore 10-22-124; Lawrence 1-1-12

Receiving: NCSU: Martell 7-69, Donaldson 6-36, Hall 3-14, Barchuk 1-9
UGA: Hughes 6-86, B.Johnson 2-18, King 1-14, Payne 1-12, Jenkins 1-6

ATTENDANCE: 35,045

1963 LIBERTY BOWL

DECEMBER 21, 1963
MISSISSIPPI STATE 16 • NC STATE 12
PHILADELPHIA, PENNSYLVANIA • PHILADELPHIA STADIUM

A fierce Wolfpack rally fell short as State dropped a 16-12 decision to Mississippi State during a frigid Liberty Bowl clash. Mississippi State jumped out to an early lead with 13 first-quarter points as the players battled 19-degree temperatures plus a 17 mile-per-hour wind.

The Bulldogs' first touchdown came on an 11-yard return of a blocked punt. On its next possession, MSU took advantage of a short punt and quickly increased its lead to 13-0. The Bulldogs once again widened the margin early in the second period with an impressive 43-yard field goal into the wind.

Coach Earle Edwards' Wolfpack, now trailing 16-0, began to work its way back into the contest. State put together a strong drive just prior to halftime, and when quarterback Jim Rossi went into the end zone from one yard out it was 16-6 at intermission.

The Pack dominated play in the second half, but a stubborn Bulldog defense and the brutal weather conditions thwarted a number of NCSU drives.

Finally, with only 2:28 remaining on the clock, State managed to cut the lead to 16-12 when Rossi hit Ray Barlow with a five-yard touchdown toss.

However, after the Wolfpack's two-point conversion failed, Mississippi State was able to control the ball for the remainder of the game.

Rossi paced the Pack on the day, rushing 18 times for 67 yards and passing for another 58 yards. His efforts earned the senior signal-caller the honor of Game's Outstanding Back.

Mississippi State was led by Hoyle Granger, who carried the ball 13 times for 94 yards.

SCORING SUMMARY	1	2	3	4	F
Miss. State	13	3	0	0	16
NC State	0	6	0	6	12

MSU Inman 11 blocked punt return (Canale kick)
 MSU Fisher 3 run (kick failed)
 MSU FG Canale 43
 NCSU Rossi 1 run (run failed)
 NCSU Barlow 5 pass from Rossi (pass failed)

Team Statistics:	MSU	NCSU	Team Statistics:	MSU	NCSU
First Downs	16	15	Fumbles-Lost	1	2
Rushing Yardage	275	176	Penalty Yards	122	25
Passing (Comp.-Att.-Int.)	3-6-0	5-12-1			
Passing Yardage	28	58			

Individual Leaders:

Rushing: MSU: Granger 13-94, Fisher 16-81, Burrell 10-69
NCSU: Rossi 18-67, Falzarano 12-42, Scarpati 7-22

Passing: MSU: Fisher 2-5-0, 10; Edwards 1-1-0, 18
NCSU: Rossi 5-12-1, 58

Receiving: MSU: Bland 2-17, Inman 1-11
NCSU: Barlow 3-30, Scarpati 1-5, Clark 1-23

ATTENDANCE: 8,309

1947 GATOR BOWL

JANUARY 1, 1947
OKLAHOMA 34 • NC STATE 13
JACKSONVILLE, FLORIDA • MUNICIPAL STADIUM

The Wolfpack's first bowl experience was not a pleasant one, as a powerful Oklahoma squad rolled to a 34-13 Gator Bowl victory over State.

The Sooners broke out to an early lead when they scored in the first two minutes of the contest. However, the Pack charged back to tie the score on a 58-yard pass from Howard Turner to Al Phillips.

The two teams were tied 7-7 at the close of the first period, but Oklahoma reeled off 20 unanswered points in the second quarter to end the Pack's hopes.

State did come out of the locker room after halftime with an impressive drive. Coach Beattie Feathers' squad took the ball on a time-consuming, 67-yard march that ended with an eight-yard touchdown run by Les Palmer.

The NC State touchdown brought the Pack to within 27-13, but State could get no closer. Oklahoma, led by the versatile Charlie Sarratt, scored again in the final period to give the Sooners a 34-13 triumph.

Team Statistics:	OU	NCSU	Team Statistics:	OU	NCSU
First Downs	12	13	Fumbles-Lost	4-3	2-1
Rushing Yards	195	136	Penalties-Yards	7-35	3-13
Passing (Comp.-Att.-Int.)	3-9-2	7-18-3	Punting	5-31.0	4-36.0
Passing Yardage	75	103			



BOWL RECORDS (13-11-1)

NC STATE IN BOWLS

Season, Bowl	Date	Site	Opponent	Result	Score
2010 Champs Sports	12/29/10	Orlando, Fla.	West Virginia	W	23-7
2008 Papajohns.com	12/29/08	Birmingham, Ala.	Rutgers	L	23-29
2005 Meineke Car Care	12/31/05	Charlotte, N.C.	South Florida	W	14-0
2003 Mazda Tangerine	12/22/03	Orlando, Fla.	Kansas	W	56-26
2002 Toyota Gator	1/1/03	Jacksonville, Fla.	Notre Dame	W	28-6
2001 Visit Florida Tangerine	12/20/01	Orlando, Fla.	Pittsburgh	L	19-34
2000 MicronPC.com	12/28/00	Miami, Fla.	Minnesota	W	38-30
1998 Micron PC	12/29/98	Miami, Fla.	Miami	L	23-46
1994 Peach	1/1/95	Atlanta, Ga.	Mississippi St.	W	28-24
1993 Hall of Fame	1/1/94	Tampa, Fla.	Michigan	L	7-42
1992 Gator	12/31/92	Jacksonville, Fla.	Florida	L	10-27
1991 Peach	1/1/92	Atlanta, Ga.	East Carolina	L	34-27
1990 All American	12/28/90	Birmingham, Ala.	Southern Miss.	W	31-27
1989 Copper	12/31/89	Tucson, Ariz.	Arizona	L	10-17
1988 Peach	12/31/88	Atlanta, Ga.	Iowa	W	28-23
1986 Peach	12/31/86	Atlanta, Ga.	Virginia Tech	L	24-25
1978 Tangerine	12/23/78	Orlando, Fla.	Pittsburgh	W	30-17
1977 Peach	12/31/77	Atlanta, Ga.	Iowa State	W	24-14
1975 Peach	12/31/75	Atlanta, Ga.	West Virginia	L	10-13
1974 Astro-Bluebonnet	12/23/74	Houston, Texas	Houston	T	31-31
1973 Liberty	12/17/73	Memphis, Tenn.	Kansas	W	31-18
1972 Peach	12/29/72	Atlanta, Ga.	West Virginia	W	49-13
1967 Liberty	12/16/67	Memphis, Tenn.	Georgia	W	14-7
1963 Liberty	12/21/63	Philadelphia, Penn.	Mississippi St.	L	12-16
1946 Gator	1/1/47	Jacksonville, Fla.	Oklahoma	L	13-34

*Note: Year listed with bowl is for corresponding football season

OPPONENT TEAM BESTS

Points	Most: 46 by Miami	1998 Micron PC
	Fewest: 0 by South Florida	2005 Car Care
First Downs	Most: 31 by Minnesota	2000 Micron PC
	Fewest: 8 by Arizona	1989 Copper
Total Offense	Most: 594 by Miami	1998 Micron PC
	Fewest: 163 by Arizona	1989 Copper
Rush Attempts	Most: 60 by Virginia Tech	1986 Peach
	Fewest: 19 by Iowa	1988 Peach
Rushing Yards	Most: 345 by Houston	1974 Blue-Bonnet
	Fewest: 19 by Iowa	1988 Peach
Pass Attempts	Most: 51 by East Carolina	1992 Peach
	51 by Iowa	1988 Peach
	Fewest: 6 by Miss. State	1963 Liberty
Pass Completions	Most: 32 by Pittsburgh	1978 Tangerine
	Fewest: 3 by Miss. State	1963 Liberty
	3 by Florida	1947 Gator
Passing Yards	Most: 428 by Iowa	1988 Peach
	Fewest: 28 by Miss. State	1963 Liberty
Interceptions Thrown	Most: 4 by Iowa	1988 Peach
	4 by Pittsburgh	1978 Tangerine
Completion Percentage	Best: .727 (24-33) by Kansas	1973 Liberty
	Worst: .333 (10-30) by South Fla.	2005 Car Care
	.333 (21-47) by Arizona	1989 Copper
	.333 (3-9) by Oklahoma	1947 Gator
Punts	Most: 10 by Arizona	1989 Copper
	Fewest: 2 by Virginia Tech	1986 Peach
Punting Average	Best: 53.0 by Miss. State	1995 Peach
	Worst: 26.3 by Iowa	1988 Peach
Fumbles	Most: 5 by West Virginia	2010 Champs Sports
	5 by Houston	1974 Bluebonnet
	Fewest: 0 by Miss. State	1995 Peach
	0 by Notre Dame	2002 Gator
Fumbles Lost	Most: 4 by West Virginia	2010 Champs Sports
	Fewest: 0 by four teams	
Penalties	Most: 14 by Minnesota	2000 Micron PC
	Fewest: 2 by Rutgers	2008 Papajohns
Yards Penalized	Most: 122 by Miss. State	1963 Liberty
	Fewest: 15 by Rutgers	2008 Papajohns
Turnovers	Most: 7 by Iowa	1988 Peach
	Fewest: 0 by Miss. State	1995 Peach
	0 by Michigan	1994 Hall of Fame

NC STATE TEAM BESTS

Points	Most: 56 vs. Kansas	2003 Tangerine
	Fewest: 7 vs. Michigan	1994 Hall of Fame
First Downs	Most: 34 vs. Kansas	2003 Tangerine
	Fewest: 13 vs. Florida	1992 Gator
	13 vs. Oklahoma	1947 Gator
Total Offense	Most: 653 vs. Kansas	2003 Tangerine
	Fewest: 207 vs. Liberty	1967 Liberty
Total Plays	Most: 96 vs. Arizona	1989 Copper
	Fewest: 56 vs. Virginia Tech	1986 Peach
Rush Attempts	Most: 72 vs. Iowa	1988 Peach
	Fewest: 20 vs. Houston	1974 Blue Bonnet
Rushing Yards	Most: 337 vs. West Virginia	1972 Peach
	Fewest: 54 vs. Florida	1992 Gator
Pass Attempts	Most: 47 vs. Arizona	1989 Copper
	Fewest: 9 vs. Pittsburgh	1978 Tangerine
Pass Completions	Most: 38 vs. Kansas	2003 Tangerine
	Fewest: 5 vs. Miss. State	1963 Liberty
Passing Yards	Most: 481 vs. Kansas	2003 Tangerine
	Fewest: 58 vs. Miss. State	1963 Liberty

Interceptions Thrown	Most: 5 vs. Miami	1998 Micron PC
Completion Percentage	Best: .823 (38-46) vs. Kansas	2003 Tangerine
	Worst: .389 (7-18) vs. Oklahoma	1947 Gator
Punts	Most: 11 vs. Florida	1992 Gator
	Fewest: 1 vs. Kansas	2003 Tangerine
Punting Average	Best: 53.0 vs. Kansas	2003 Tangerine
	Worst: 26.0 vs. Southern Miss.	1990 All American
Fumbles	Most: 8 vs. Iowa	1988 Peach
	Fewest: 1 vs. four teams	
Fumbles Lost	Most: 5 vs. Iowa	1988 Peach
	Fewest: 0 vs. four teams	
Penalties	Most: 11 vs. Iowa State	1977 Peach
	Fewest: 1 vs. Florida	1992 Gator
	1 vs. Houston	1974 Blue-Bonnet
Yards Penalized	Most: 103 vs. Iowa State	1977 Peach
	Fewest: 3 vs. Rutgers	2008 Papajohns
Turnovers	Most: 7 vs. Iowa	1988 Peach
	Fewest: 0 vs. Iowa State	1977 Peach
	0 vs. Notre Dame	2002 Gator
	0 vs. Kansas	2003 Tangerine



BOWL RECORDS (13-11-1)

NC STATE INDIVIDUAL BESTS

Rushing Attempts

- 33 Ted Brown vs. Pitt., 1978 Tangerine
- 24 Rahshon Spikes vs. Miami, 1998 Micron PC
- 23 Toney Baker vs. South Fla., 2005 Car Care
- 23 Anthony Barbour vs. ECU, 1992 Peach

Rushing Yards

- 176 Rahshon Spikes vs. Miami, 1998 Micron PC
- 159 Ted Brown vs. West Virginia, 1975 Peach
- 126 Ted Brown vs. Pittsburgh, 1978 Tangerine

Rushing Touchdowns

- 3 Stan Fritts vs. West Virginia, 1972 Peach
- 2 Ray Robinson vs. Minnesota, 2000 Micron PC
- 2 Tyrone Jackson vs. Iowa, 1988 Peach
- 2 Stan Fritts vs. Kansas, 1973 Liberty

Passing Yards

- 475 Philip Rivers vs. Kansas, 2003 Tangerine
- 310 Philip Rivers vs. Minnesota, 2000 Micron PC
- 275 Russ. Wilson vs. W. Virginia, 2010 Champs Sports

Passing Attempts

- 46 Shane Montgomery vs. Az., 1989 Copper
- 45 Russ. Wilson vs. W. Virginia, 2010 Champs Sports
- 45 Philip Rivers vs. Kansas, 2003 Tangerine
- 42 Terry Jordan vs. Florida, 1992 Gator

Pass Completions

- 37 Philip Rivers vs. Kansas, 2003 Tangerine
- 26 Philip Rivers vs. Pittsburgh, 2001 Tangerine
- 28 Russ. Wilson vs. W. Virginia, 2010 Champs Sports

Touchdown Passes

- 5 Philip Rivers vs. Kansas, 2003 Tangerine
- 2 Russ. Wilson vs. W. Virginia, 2010 Champs Sports
- 2 Philip Rivers vs. Notre Dame, 2002 Gator
- 2 Philip Rivers vs. Minnesota, 2000 Micron PC
- 2 Terry Jordan vs. East Carolina, 1992 Peach
- 2 Erik Kramer vs. Virginia Tech, 1986 Peach
- 2 Johnny Evans vs. Iowa State, 1977 Peach
- 2 Dave Buckley vs. West Virginia, 1972 Peach

Receptions

- 13 Jerricho Cotchery vs. Kansas, 2003 Tangerine
- 10 Jerricho Cotchery vs. Notre Dame, 2002 Gator
- 8 Willie Wright vs. Pittsburgh, 2001 Tangerine
- 8 Dovonte Edwards vs. Pittsburgh, 2001 Tangerine

Receiving Yards

- 171 Jerricho Cotchery vs. Kansas, 2003 Tangerine
- 157 Koren Robinson vs. Minn., 2000 Micron PC
- 127 Jerricho Cotchery vs. Notre Dame, 2002 Gator

OPPONENT INDIVIDUAL BESTS

Rushing Attempts

- 42 Tellis Redmon, Minn., 2000 Micronpc
- 39 Shane Matthews, Florida, 1992 Gator
- 29 Green, Iowa State, 1977 Peach

Rushing Yards

- 246 Tellis Redmon, Minnesota, 2000 Micron PC
- 182 Shane Matthews, Florida, 1992 Gator
- 172 Green, Iowa State, 1977 Peach

Rushing Touchdowns

- 2 Tellis Redmond, Minn., 2000 Micron PC
- 2 James Jackson, Miami, 1998 Micron PC
- 2 Edgerinn James, Miami, 1998 Micron PC
- 2 Tyrone Wheatley, Mich., 1994 Hall of Fame
- 2 Housman, Houston, 1974 Blue-Bonnet

Passing Yards

- 428 Chuck Hartlieb, Iowa, 1988 Peach
- 378 Jeff Blake, East Carolina, 1992 Peach
- 341 Brett Favre, S. Miss., 1990 All-American

Passing Attempts

- 54 Chuck Hartlieb, Iowa, 1988 Peach
- 51 Jeff Blaker, East Carolina, 1992 Peach
- 41 Bill Whittemore, Kansas, 2003 Tangerine

Pass Completions

- 31 Jeff Blake, East Carolina, 1992 Peach
- 30 Chuck Hartlieb, Iowa, 1988 Peach
- 28 Brett Favre, S. Miss, 1990 All-American

Touchdown Passes

- 4 Jeff Blake, East Carolina, 1992 Peach
- 2 Shane Matthews, Florida, 1992 Gator
- 2 Dan Kendra, West Virginia, 1975 Peach
- 2 Brett Favre, S. Miss., 1990 Hall of Fame
- 2 Chuck Hartlieb, Iowa, 1988 Peach
- 2 Scott Covrington, Miami, 1998 Micron PC
- 2 David Priestley, Pittsburgh, 2001 Tangerine
- 2 Bill Whittemore, Kansas, 2003 Tangerine

Receptions

- 12 Jon Fisher, East Carolina, 1992 Peach
- 10 Arnez Battle, Notre Dame, 2002 Gator
- 9 Brandon Rideau, Kansas, 2003 Tangerine

Receiving Yards

- 144 Jon Fisher, East Carolina, 1992 Peach
- 141 Santana Moss, Miami, 1998 Micron PC
- 122 Cook, Iowa, 1988 Peach

SCORING HIGHS

MOST POINTS, GAME

- NC State 56 vs. Kansas 2003 Tangerine
- Opp.: 46 by Miami 1998 Micron PC

MOST POINTS, FIRST QUARTER

- NC State 21 vs. Kansas 2003 Tangerine
- Opp.: 21 by Minnesota 2000 Micron PC

MOST POINTS, SECOND QUARTER

- NC State: 21 vs. Iowa 1988 Peach
- 21 vs. N. Dame 2002 Gator
- Opp.: 21 by Michigan 1994 Hall of Fame
- 21 by Pittsburgh 2001 Tangerine

MOST POINTS, THIRD QUARTER

- NC State: 21 vs. W. Virginia 1972 Peach
- Opp.: 21 by Michigan 1994 Hall of Fame

MOST POINTS, FOURTH QUARTER

- NC State: 14 vs. four teams
- Opp.: 21 by Houston 1974 Bluebonnet

MOST POINTS, FIRST QUARTER, BOTH TEAMS

- 28 NCSU (21), Kansas (7) 2003 Tangerine

MOST POINTS, SECOND QUARTER, BOTH TEAMS

- 28 NCSU (21), Iowa (7) 1988 Peach
- 28 NCSU (7), Pittsburgh (21) 2001 Tangerine

MOST POINTS, THIRD QUARTER, BOTH TEAMS

- 24 NCSU (14), Kansas (10) 2003 Tangerine

MOST POINTS, FOURTH QUARTER, BOTH TEAMS

- 35 NCSU (14), Houston (21) 1974 Bluebonnet

WOLFPACK BOWL MVPs

2010 Champs Sports
Russell Wilson (QB)

2005 Meineke Car Care
Stephen Tulloch (LB)

2003 Mazda Tangerine
Philip Rivers (QB)

2002 Toyota Gator
Philip Rivers (QB)

2001 Tangerine
Philip Rivers (QB), Offense
Terrance Martin (DT), Dantonio Burnette (MLB), Defense

2000 MicronPC.com Bowl
Philip Rivers (QB), Offense

1995 Peach Bowl
Tremayne Stephens (RB), Offense
Damien Covington (LB), Defense

1989 Copper Bowl
Shane Montgomery (QB), Offense

1988 Peach Bowl
Shane Montgomery (QB), Offense
Michael Brooks (DB), Defense

1986 Peach Bowl
Erik Kramer (QB), Offense
Derrick Taylor (DB), Defense

1978 Tangerine Bowl
Ted Brown (RB), Offense

1977 Peach Bowl
Johnny Evans (QB), Offense
Richard Carter (DB), Defense

1973 Liberty Bowl
Stan Fritts (FB), Offense

1972 Peach Bowl
Dave Buckley (QB), Offense
George Bell (DT), Defense

1967 Liberty Bowl
Jim Donnan (QB), Offense
Mark Capuano (DE), Defense

1963 Liberty Bowl
Jim Rossi (QB), Offense



THE LAST TIME...

A PLAYER RUSHED FOR 100+ YARDS:

NC STATE: James Washington (27-110) vs. North Carolina, 11/5/11
OPP: Isaiah Pead (27-167) Cincinnati, 9/22/11

A PLAYER RUSHED FOR 200+ YARDS:

NC STATE: Andre Brown (32-248) vs. Southern Miss, 10/29/05
OPP: Montel Harris (27-264), Boston College, 10/17/09

A PLAYER HAD A 75-YARD RUSH:

NC STATE: Ray Robinson (87) at Duke, 11/3/01
OPP: Kevin Smith (80), Central Florida, 9/1/07

A PLAYER HAD 30 CARRIES:

NC STATE: Jamelle Eugene (32-159) vs. North Carolina, 11/10/07
OPP: Ryan Williams (32-120), Virginia Tech, 11/21/09

TWO BACKS OVER 100 RUSHING YARDS, SAME GAME:

NC STATE: Tremayne Stephens (24-131) and Rod Brown (15-125) at Md, 11/5/94
OPP: Darren Evans (15-160) and Tyrod Taylor (16-121) Va. Tech, 10/2/10

A PLAYER SCORED TWO RUSHING TOUCHDOWNS:

NC STATE: James Washington (2) vs. Liberty, 9/3/11
OPP: Zach Collaros (2), Cincinnati, 9/22/11

A PLAYER SCORED THREE OR MORE RUSHING TOUCHDOWNS:

NC STATE: Russell Wilson (3) vs. Florida State, 10/28/10
OPP: Darren Evans (2), Virginia Tech, 10/2/10

A QUARTERBACK RUSHED FOR 100+ YARDS:

NC STATE: Johnny Evans (126) vs. Clemson, 10/23/76
OPP: Tyrod Taylor (121), Virginia Tech, 10/2/10

100 YARDS RUSHING, 100 YARDS PASSING, BY SAME PLAYER:

NC STATE: Johnny Evans (126 rushing, 106 passing) vs. Clemson, 10/23/76
OPP: Tyrod Taylor (121 rushing, 123 passing), Va. Tech, 10/2/10

A PLAYER PASSED FOR 300+ YARDS :

NC STATE: Mike Glennon (306) vs. Maryland, 11/26/11
OPP: Danny O'Brien (417), Maryland, 11/27/10

A PLAYER PASSED FOR 400+ YARDS :

NC STATE: Philip Rivers (413) vs. Duke, 11/11/00
OPP: Danny O'Brien (417), Maryland, 11/27/10

A PLAYER PASSED FOR 500+ YARDS:

NC STATE: Shane Montgomery (535), at Duke, 11/11/89
OPP: B.J. Symons (585), Texas Tech, 9/20/03

A PLAYER PASSED FOR FOUR OR MORE TOUCHDOWNS:


NC STATE: Mike Glennon (5) vs. Maryland, 11/26/11
OPP: Danny O'Brien (4), Maryland, 11/27/10

A PLAYER THREW A 50+ YARD TOUCHDOWN:

NC STATE: Mike Glennon to Bryan Underwood (79) vs. Virginia, 10/22/11
OPP: Danny O'Brien to Torrey Smith (71), Maryland, 11/27/10

A PLAYER THREW FOR A 50+ YARD NON-TOUCHDOWN:

NC STATE: Mike Glennon to Tobais Palmer (54) vs. North Carolina, 11/5/11
OPP: T.J. Yates to Anthony Elzy (52), North Carolina, 11/20/10



C.J. Wilson returned an interception for a touchdown - the third pickoff for a score in his career - against Maryland.

A PLAYER HAD 30 COMPLETIONS:

NC STATE: Mike Glennon (36) vs. Maryland, 11/26/11
OPP: Danny O'Brien (33), Maryland, 11/27/10

A PLAYER HAD 40 PASSING ATTEMPTS:

NC STATE: Mike Glennon (55) vs. Maryland, 11/26/11
OPP: Danny O'Brien (47), Maryland, 11/27/10

A PLAYER HAD 60 PASSING ATTEMPTS:

NC STATE: Russell Wilson (60) vs. Maryland, 11/27/10
OPP: B.J. Symons (63), Texas Tech, 9/20/03

A PLAYER HAD 350+ YARDS OF TOTAL OFFENSE:

NC STATE: Russell Wilson (364 yards - 311 pass, 53 rush), vs. Md, 11/27/10
OPP: Danny O'Brien (408 yards - 417 pass, -9 rush), Maryland, 11/27/10

A PLAYER HAD 100+ YARDS RECEIVING:

NC STATE: Bryan Underwood (125) vs. Virginia, 10/22/11
OPP: DeAndre Hopkins (124), Clemson, 11/9/11

A PLAYER HAD 150+ YARDS RECEIVING:

NC STATE: Owen Spencer (165), at Florida State, 10/31/09
OPP: Torrey Smith (224), Maryland, 11/27/10

A PLAYER HAD 200+ YARDS RECEIVING:

NC STATE: Donald Bowens (202) vs. Virginia, 10/27/07
OPP: Torrey Smith (224), Maryland, 11/27/10

A PLAYER HAD A 50+YARD RECEPTION:

NC STATE: Tobais Palmer (54) vs. North Carolina, 11/5/11
OPP: Torrey Smith (71), Maryland, 11/27/10

TWO PLAYERS OVER 100 RECEIVING YARDS, SAME GAME:

NC STATE: Jarvis Williams (103) and Owen Spencer (103) at VT, 10/2/10
OPP: G. Little (159) and J. Boyd (105), North Carolina, 11/28/09

A PLAYER SCORED THREE OR MORE RECEIVING TOUCHDOWNS:

NC STATE: Jarvis Williams (3), at Florida State, 10/31/09
OPP: Torrey Smith (4), Maryland, 11/27/10



THE LAST TIME...

A PLAYER HAD 10 RECEPTIONS IN A GAME:

NC STATE: Donald Bowens (11) vs. Virginia, 10/27/07
OPP: Torrey Smith (14), Maryland, 11/27/10

A PLAYER SCORED A TOUCHDOWN ON HIS FIRST CAREER RECEPTION:

NC STATE: Koyal George vs. Virginia, 10/27/07

AN OFFENSIVE LINEMAN SCORED A TOUCHDOWN:

NC STATE: Derek Green recovered a Wolfpack fumble at Florida State, 11/10/01

A PLAYER SCORED A TWO-POINT CONVERSION:

NC STATE: Jamelle Eugene (rec. from Russell Wilson) vs. Miami, 11/29/08
OPP: Danny Coale from Tyrod Taylor (rec.), Va. Tech, 10/2/10

A PLAYER SCORED 20 OR MORE POINTS IN A GAME:

NC STATE: T.A. McLendon (30) at Texas Tech, 9/21/02
OPP: Torrey Smith (24), Maryland, 11/27/10

A PLAYER KICKED FOUR FIELD GOALS IN A GAME:

NC STATE: Steven Hauschka (4), at Miami, 11/03/07
OPP: Casey Barth (4), North Carolina, 11/20/10

A PLAYER KICKED A 50-YARD FIELD GOAL:

NC STATE: John Deraney (54) at Southern Miss, 9/16/06
OPP: Travis Baltz (52), Maryland, 11/27/10

A PLAYER KICKED A GAME-WINNING FIELD GOAL (REGULATION):

NC STATE: Steve Videtich (35 yards, 6 seconds) vs. Maryland, 11/5/94
OPP: Obi Egekeze (20 yards, 6 seconds), Maryland, 10/25/08

A PLAYER KICKED A GAME-WINNING FIELD GOAL (OVERTIME):

NC STATE: Steven Hauschka (42 yards, 1st Overtime) at Miami, 11/3/07
OPP: N/A

A PLAYER POSTED A 50-YARD PUNT AVERAGE IN A GAME (3 punt min):

NC STATE: John Deraney (50.3 yards) vs. Richmond, 9/4/04
OPP: Pat O'Donnell (59.7 yards), Cincinnati, 9/22/11

A PLAYER KICKED 70-YARD PUNT:

NC STATE: Austin Herbert (76 yards) vs. Connecticut, 10/11/03
OPP: Pat O'Donnell (76 yards), Cincinnati, 9/22/11

A PLAYER HAD 100+ YARDS IN KICKOFF RETURNS:

NC STATE: T.J. Graham (101) vs. Maryland, 11/26/11
OPP: Justus Pickett (139), Maryland, 11/26/11

A KICKOFF WAS RETURNED FOR A TOUCHDOWN:

NC STATE: T.J. Graham (93 yards), vs. Duke, 10/10/09
OPP: David Wilson (92 yards), Virginia Tech, 10/2/10

A (NON-BLOCKED) PUNT WAS RETURNED FOR A TD:

NC STATE: T.J. Graham (82 yards) vs. Liberty, 9/3/11
OPP: Willie Idlette (50 yards), Wake Forest, 9/6/03

A PLAYER HAD 15+ TACKLES:

NC STATE: Audie Cole (16), at Cincinnati, 9/22/11
OPP: Demetrius Hartsfield (18), Maryland, 11/26/11

A PLAYER HAD 20+ TACKLES:

NC STATE: Andre Maddox (20) vs. Georgia Tech, 11/2/02
OPP: Daryl Mapp (23), North Carolina, 11/10/07

A PLAYER HAD TWO INTERCEPTIONS:

NC STATE: David Amerson (2) vs. Liberty, 9/3/11
OPP: Jayron Hosley (3), Virginia Tech, 10/2/10

A PLAYER HAD 100+ YARDS IN INTERCEPTION RETURNS:

NC STATE: Marcus Hudson (100) at Duke, 11/3/01
OPP: Patrick Hinton (114), South Carolina, 10/29/88

AN INTERCEPTION WAS RETURNED FOR A TOUCHDOWN:

NC STATE: C.J. Wilson (59 yards) vs. Maryland, 11/26/11
OPP: A.J. Hendy (32 yards), Maryland, 11/26/11

A FUMBLE WAS RECOVERED FOR A TD:

NC STATE: Garland Heath recovered a snap in the endzone against UVa., 11/1/03

OPP: Dexter McDougale of Maryland 66 yard fumble recovery, 11/26/11

A FUMBLE WAS RETURNED FOR A TD:

NC STATE: Brandon Bishop (33 yards) vs. Georgia Tech, 10/1/11

OPP: B. Rackley (2 yards), North Carolina, 11/18/06

A PLAYER FORCED A SAFETY:

NC STATE: Terrell Manning (10 yard sack) vs. North Carolina, 11/20/10

OPP: South Florida (2) - Bad snap on punt for a safety, bad snap on 2nd down for a safety, 9/27/07

A PLAYER BLOCKED A PUNT:

NC STATE: Asa Watson vs. Georgia Tech, 9/25/10

OPP: Devin Taylor, South Carolina, 9/3/09

A PUNT WAS BLOCKED FOR A TD:

NC STATE: Colby Jackson blocked, D.J. Green recovered vs. BC, 10/9/10

OPP: Quinton Person recovered a blocked punt by Wallace Wright for UNC, 9/24/05

A PLAYER BLOCKED A FIELD GOAL:

NC STATE: Alan-Michael Cash, vs. North Carolina, 11/28/09

OPP: Chism, Maryland, 11/17/10

A FIELD GOAL WAS BLOCKED FOR A TD:

NC STATE: Lloyd Harrison returned Bobbie Cotten block 57 yds at Md, 11/21/98

OPP: Hanis Bowens blocked and returned FG 80 yards, Ark. State, 9/2/00



James Washington rushed for 100 yards three times in 2011.



NC STATE UNIVERSITY / ADMINISTRATION

ADMINISTRATION



Dr. W. Randolph "Randy" Woodson
Chancellor



Deborah A. Yow
Director of Athletics

With more than 34,000 students and nearly 8,000 faculty and staff, North Carolina State University is a comprehensive university known for its leadership in education and research, and globally recognized for its science, technology, engineering and mathematics leadership.

As one of the leading land-grant institutions in the nation, NC State is committed to playing an active and vital role in improving the quality of life for the citizens of North Carolina, the nation and the world.

How? Researchers across the university and Centennial

Campus are deeply engaged in making new, application-driven discoveries. As a major research university, NC State has the people and the responsibility to advance knowledge, transfer technology, and discover and develop innovations that solve some of the world's most pressing problems.

And we are. NC State's research expenditures are approaching more than \$325 million annually, with almost 70 percent of faculty engaged in sponsored research and 2,500 graduate students supported by research grants. NC State is ranked third

among all public universities (without medical schools) in industry-sponsored research expenditures.

NC State University consists of 10 schools and colleges: College of Agriculture and Life Sciences, College of Design, College of Education, College of Engineering, College of Humanities and Social Sciences, Poole College of Management, College of Natural Resources, College of Physical and Mathematical Sciences, College of Textiles, College of Veterinary Medicine as well as the First Year College and Graduate School.





QUICK HITS

PACK ENTERS THE SEASON WITH BIG HOLES TO FILL

After posting nine wins in 2010, a mark which tied as the second-highest in school history, and finishing the season ranked in the top-25, the Wolfpack had to replace its leaders in every statistical category for 2011: passing (quarterback Russell Wilson, who had played professional baseball and then transferred), rushing (halfback Mustafa Greene, who was out with a foot injury), tackles (All-ACC linebacker Nate Irving who was a third-round draft pick of the Denver Broncos), receiving (Owen Spencer, also now in the NFL), scoring (record-setting placekicker Josh Czajkowski) and punting (graduate Jeff Ruiz).

RASH OF INJURIES STRIKE EARLY

As if those losses weren't daunting enough, the injury bug hit the Wolfpack early and often in 2011. In July and preseason camp, Jarvis Byrd, a projected starter at cornerback, and Sterling Lucas, a backup linebacker, suffered season-ending injuries. In addition to those two losses, throughout the course of the season, players listed as starters on the preseason depth chart missed a combined 33 games, while backups missed 13 contests. Twenty-five of those games missed were from defensive linemen.

Those injuries at key positions certainly played a role in the Pack's slow start to the season. The Pack started out the season with an 0-2 mark in league play and posted a 3-3 mark at the open date.

PACK POSTS SIGNIFICANT WINS

In the last half of the season, Tom O'Brien's team posted several significant victories, including its first win at Virginia's Scott Stadium since 1994, its fifth-straight win over archrival North Carolina, a 37-13 win over seventh-ranked, eventual ACC Champion Clemson and the second-biggest comeback win in an ACC game ever against Maryland.

This marked the first time since the 1992 campaign, Dick Sheridan's last as head coach, that State defeated Clemson, Maryland and North Carolina in the same year.

OTHER SEASON HIGHLIGHTS:

- NC State leads all FBS teams in interceptions with 24 - a new school record. David Amerson is the national leader (11) and Brandan Bishop is tied for 11th.
- David Amerson was named a first-team Walter Camp All-American, was the winner of the Jack Tatum Award, a Thorpe Award finalist and a first-team All-ACC performer.
- Tom O'Brien earned his 11th bowl bid in his 15 seasons as a head coach.
- NC State posted a 6-1 record at home - the best mark since 2003 (6-1).
- First-team All-ACC performer T.J. Graham became the ACC career record-holder in kickoff return yards (3,090).
- State ranks third nationally in fewest yards penalized per game (32.75) - the best mark in the ACC.
- George Bryan, a second-team All-ACC performer, now has more receptions (123) than any tight end in school history. His 17 career touchdown grabs ranks third among active FBS tight ends.
- Quarterback Mike Glennon has thrown 28 TD passes in his first year as a starter, tied as the third-best mark in school history. He has scoring throws of 63, 65, 67 and 87 yards.
- Tom O'Brien is one of the winningest active coaches in the FBS ranks (20th).
- Seventeen members of the current Wolfpack squad will already have their NC State degrees before the bowl game, including Mike Glennon, C.J. Wilson and Earl Wolff - who all graduated in three-and-a-half years.
- With recent changes at Penn State, the Wolfpack has *the* most experienced coaching staff in the FBS ranks.
- State has posted a 7-0 record when forcing three or more turnovers and is 0-5 when causing two or less.





J.R.
Sweezy, DT

Audie
Cole, LB

Wayne
Crawford, OG/DT

T.J.
Graham, WR/Ret.

Steven
Howard, WR

Taylor
Gentry, FB

Markus
Kuhn, DT



NC STATE UNIVERSITY

NC STATE T.O.L. 3 11:57 3 T.O.L. CMICH
21° DOWN TO GO BALL ON QTR. 3 17

NC STATE UNIVERSITY
TOUCHDOWN!

