

# Federal Vote Intention : Narrow NDP lead over Conservatives

*May 17, 2012*



**ENVIRONICS**  
R E S E A R C H G R O U P

# Methodology

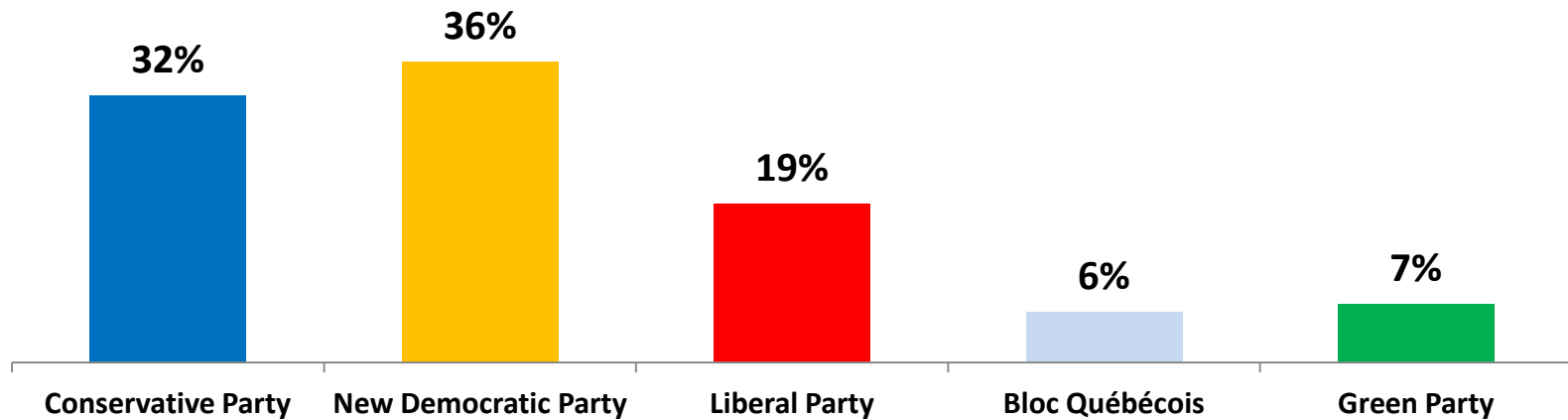
- A live-interviewer telephone survey of 1,000 adult Canadians, 18 years of age and over was conducted May 7-9, 2012.
- In the survey, 800 people (80%) were decided eligible voters (1% will not vote, 6% refused to say, 12% were undecided).
- Margin of error for a sample of 800 is plus or minus 3.5 percentage points (at the 95% confidence level).
- Some charts may not add to 100% due to rounding.

# Highlights

- The New Democrats (36%) have moved into a narrow national lead over the Conservatives (32%). Liberals trail with 19 percent. Green support stand at seven percent support and the BQ has six percent (25% in Quebec).
- The Conservatives have stronger support among men, those with high incomes and rural residents. The traditional Conservative advantage among older voters has vanished. NDP has stronger support among women, those with lower incomes and urban residents. They now also show emerging strength among older voters.
- The NDP dominates in Quebec, while Ontario is competitive.

# NDP moves into the lead nationally

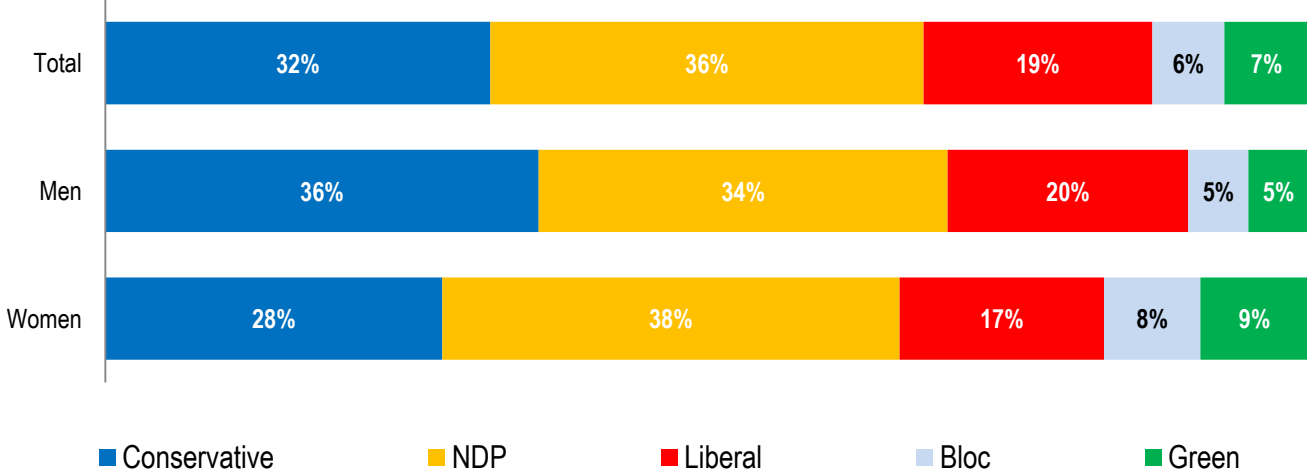
## Vote intention – Decided voters



Q. If a Canadian federal election were held today, which one of the following parties would you vote for?  
Subsample: Decided eligible voters (n=800)

# Gender gap: Tories weaker among women

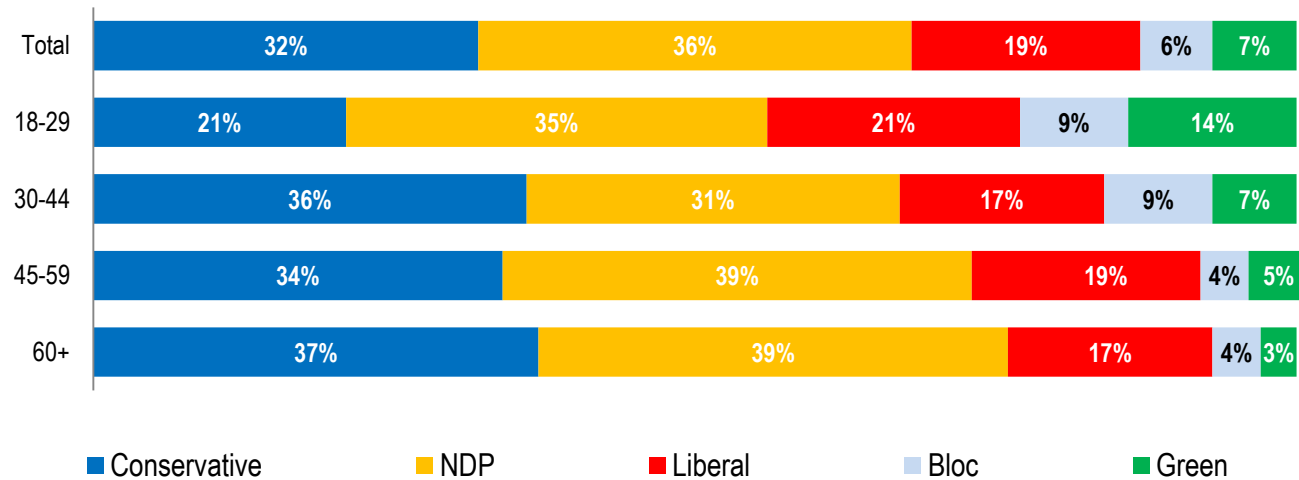
## Vote intention – By gender



Q. If a Canadian federal election were held today, which one of the following parties would you vote for?  
Subsample: Decided eligible voters (n=800)

# NDP moves ahead among older voters

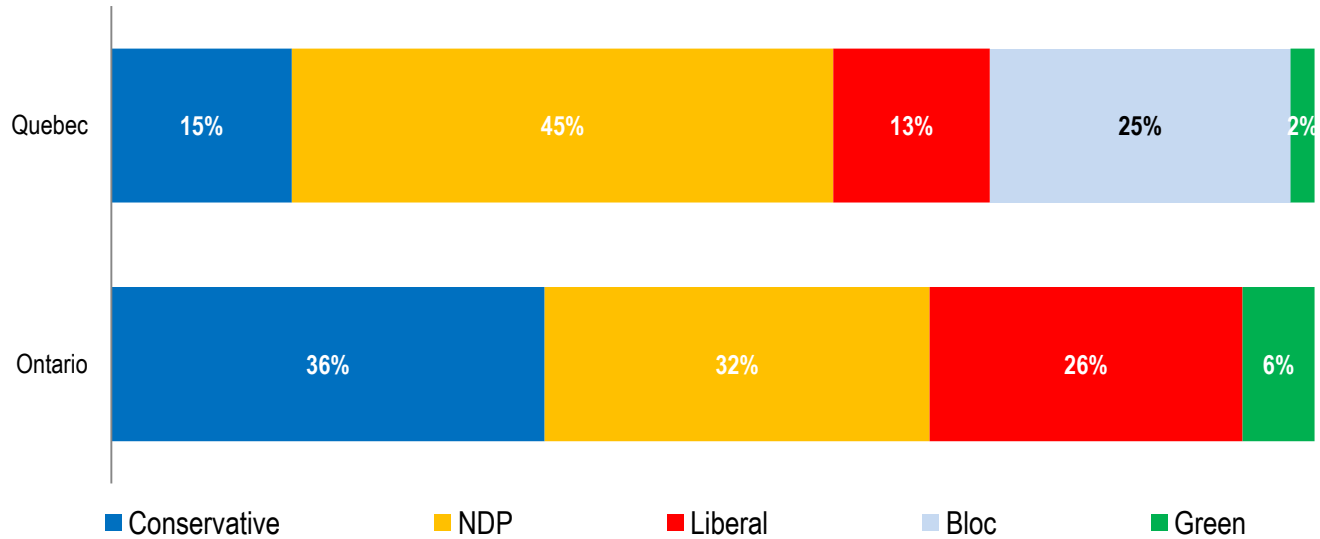
## Vote intention – By age



Q. If a Canadian federal election were held today, which one of the following parties would you vote for?  
Subsample: Decided eligible voters (n=800)

# NDP dominates Quebec; Ontario is competitive

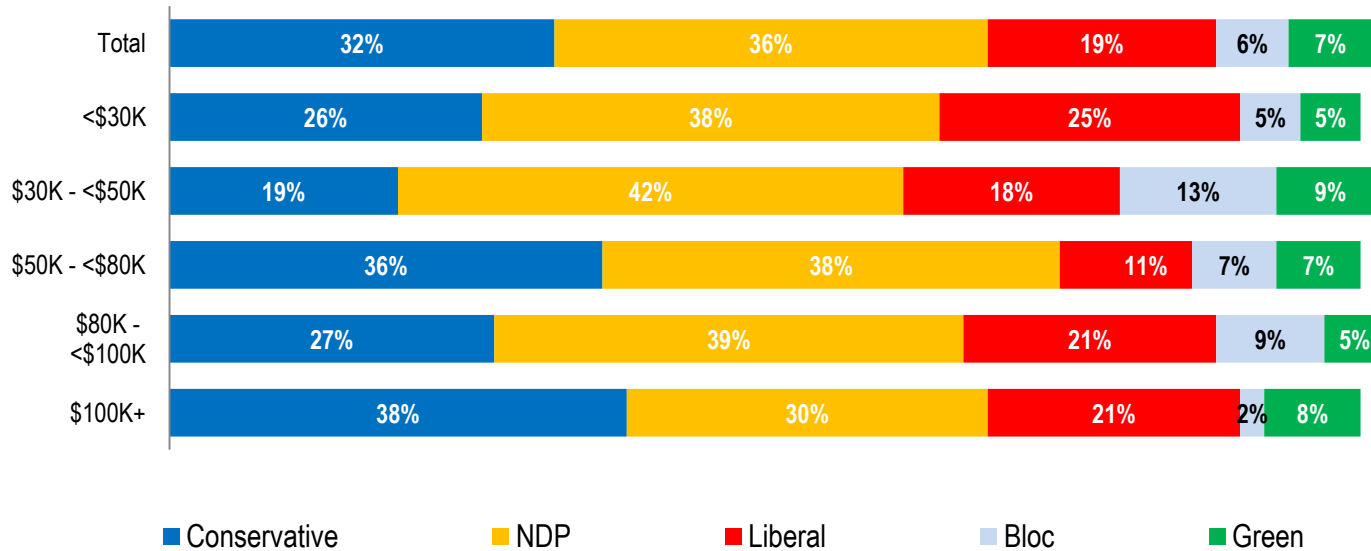
## Vote intention – Quebec and Ontario



Q. If a Canadian federal election were held today, which one of the following parties would you vote for?  
Subsample: Decided eligible voters (n=800)


# NDP leads with all but the highest incomes

## Vote intention – By household income level



Q. If a Canadian federal election were held today, which one of the following parties would you vote for?  
Subsample: Decided eligible voters (n=800)





**ENVIRONICS**  
R E S E A R C H G R O U P

Darren Karasiuk  
Vice President, Public Affairs  
Environics Research Group Ltd.  
darren.karasiuk@environics.ca  
416-969-2832

[www.environics.ca](http://www.environics.ca)