

2010

SOUTHERN MISS



2009
REVIEW



Game 1

Southern Miss 52, Alcorn State 0

Sept. 5, 2009 • Roberts Stadium • Hattiesburg, Miss.



Austin Davis accounted for four touchdowns while the Southern Miss defense shutout Alcorn State in a 52-0 season-opening victory at Carlisle-Faulkner Field at Roberts Stadium.

A school-record crowd of 36,232 was treated to the Golden Eagles racking up 631 total offensive yards, just three shy of establishing a school record. The Golden Eagles tallied 633 yards in last season's opening game against Louisiana-Lafayette.

Davis threw for 217 yards on 19-of-25 attempts and three touchdown passes, while also adding another score rushing.

Senior Damion Fletcher contributed with 126 yards on 19 carries to notch his 22nd

career 100-yard rushing game. Fletcher added two receptions for 37 yards for 163 all-purpose yards in the contest to become the school's all-time leader in that category with 5,112. He surpassed Bubba Phillips, who tallied 4,968 all-purpose yards for the Golden Eagles from 1947-50.

Davis got the Golden Eagles going with their first score on a 10-yard scoring strike to Gerald Baptiste to give the home squad the early advantage in the opening quarter.

Tory Harrison added a 16-yard scoring run just 16 seconds prior to the end of the first quarter to put USM up 14-0.

Southern Miss scored three more times in the second quarter as Fletcher tallied a 3-yard score and Davis connected on TD passes with Leroy Banks from 11 yards and Baptiste from 9 yards.

Davis then got things started in the second half as he capped a 62-yard, 10-play drive with a one-yard dive halfway through the third.

Justin Estes added a 21-yard field goal in the fourth quarter, while redshirt freshman Desmond Johnson registered a two-yard scoring play with 6:45 to play to end the scoring.

The Golden Eagles posted their first shutout since 2006 against Southeastern Louisiana.

USM limited the Braves to just 171 yards of total offense, the fewest allowed by the defense since Tulane managed just 85 yards in 2006.

Scoring Summary

	1	2	3	4	Score
Alcorn State	0	0	0	0	0
Southern Miss	14	21	7	10	52

1st

USM - Baptiste 10 pass from Davis (Estes kick), 11:48
USM - Harison 16 run (Estes kick), 0:16

2nd

USM - Fletcher 3 run (Estes kick), 10:38
USM - Banks 11 pass from Davis (Estes kick), 7:52
USM - Baptiste 9 pass from Davis (Estes kick), 0:25

3rd

USM - Davis 1 run (Estes kick), 5:55

4th

USM - Estes 21 field goal, 12:39
USM - Johnson 2 run (Estes kick), 6:45

	ASU	USM
First Downs	10	34
Rushes-Yards	27-62	60-398
Passing Yards	109	233
Passes Att-Comp-Int	25-11-2	29-21-0
Offensive Yards	52-171	89-631
Fumble Returns-Yards	1-10	1-1
Punt Returns-Yards	0-0	5-76
Kickoff Returns-Yards	8-129	1-23
Interception Returns-Yards	0-0	2-55
Punts (Number-Avg)	9-38.6	2-30.5
Fumbles-Lost	1-1	1-1
Penalties-Yards	6-34	10-105
Possession Time	25:38	34:22
Third-Down Conversions	3 of 13	4 of 10
Fourth-Down Conversions	0 of 0	2 of 2
Red-Zone Scores-Chances	0-1	8-10
Sacks By: Number-Yards	0-0	2-24

Individual Statistics

Rushing: USM-Fletcher 19-126; Johnson 7-72; Lampley 7-66; Davis 8-36; Young 4-31; Harrison 4-29; Floyd 7-27; Parham 1-11; Baptiste 1-4; Team 2-(-4). ASU-Walker 15-50; Barnes 3-10; Rutley 1-5; Nash 3-4; Buckley 5-(-7).

Passing: USM-Davis 19-25-0-217; Young 2-4-0-16. ASU-Buckley 8-19-2-94; Barnes 3-5-0-15; DeJarnett 0-1-0-0.

Receiving: USM-Parham 4-51; Baptiste 4-32; Morris 4-31; Banks 2-40; Fletcher 2-37; Pierce 2-8; Balentine 1-13; Massey 1-13; Floyd 1-8. ASU-Johnson 3-39; Lewis 3-9; DeJarnett 2-32; Singleton 2-12; Parker 1-17.

Tackles: USM-Gray 4-0-4; Watson 4-0-4; Bailey 3-1-4. ASU-Cragin 8-2-10; Smith 5-3-8; Mason 6-0-6.

Game 2

Southern Miss 26, UCF 19

Sept. 12, 2009 • Roberts Stadium • Hattiesburg, Miss.



Damion Fletcher ran for 103 yards and a touchdown while Southern Miss collected its first non-offensive touchdown in two seasons as the Golden Eagles defeated UCF, 26-19, in both team's C-USA opener.

Fletcher, who became the school's all-time all-purpose runner in the season opener against Alcorn State, also grabbed six passes for 51 yards.

Austin Davis led the Golden Eagle offense by finishing with 253 yards and a touchdown on 23-of-31 attempts.

Brett Hodges came off the bench to rally UCF in the loss, converting 15-of-26 passes for 158 yards and a pair of scores. Rocky Ross for 56 yards and a score, while Kamar Aiken posted four receptions for 53 yards and a touchdown.

After not converting a UCF fumble in the opening minute of the game deep in Knight territory with a missed a field goal, the Eagles recovered another fumble midway through the first quarter.

Martez Smith picked up the football for a 22-yard fumble recovery for a touchdown. It was the first non-offensive touchdown since Brandon Sumrall returned a Memphis INT 82 yards in 2007.

Just over three minutes later, USM made it 14-0 behind an 18-yard scoring strike from Davis to Leroy Banks.

After the two teams traded field goals in the second quarter, Hodges found Aiken from four yards out to pull UCF within a touchdown at 17-10.

Justin Estes, though, hit a 36-yard field goal on the last play of the half, giving Southern Miss a 20-10 lead.

Following a scoreless third quarter, UCF's Nick Cattoi made a 50-yard field goal to bring the Knights within a touchdown early in the fourth.

The Eagles then gave themselves some breathing room courtesy of a five-yard touchdown run by Fletcher with just under two minutes to play.

UCF responded immediately with a five-yard touchdown pass from Hodges to Ross, that was setup by a 89-yard kickoff return by Jamar Newsome.

Scoring Summary

	1	2	3	4	Score
UCF	0	10	0	9	19
Southern Miss	14	6	0	6	26

1st

USM - Smith 22 fumble return (Estes kick), 8:46
USM - Banks 18 pass from Davis (Estes kick), 5:11

2nd

UCF - Cattoi 28 field goal, 11:20
USM - Estes 21 field goal, 7:30
UCF - Aiken 4 pass from Hodges (Cattoi kick), 3:25
USM - Estes 36 field goal, 0:00

4th

UCF - Cattoi 50 field goal, 12:18
USM - Fletcher 5 run (rush failed), 1:43
UCF - Ross 5 pass from Hodges (Cattoi kick), 1:22

	UCF	USM
First Downs	11	23
Rushes-Yards	27-15	42-131
Passing Yards	179	253
Passes Att-Comp-Int	30-17-0	31-23-0
Offensive Yards	57-194	73-384
Fumble Returns-Yards	0-0	1-22
Punt Returns-Yards	1-6	3-(-2)
Kickoff Returns-Yards	5-145	3-38
Interception Returns-Yards	0-0	0-0
Punts (Number-Avg)	7-37.0	5-32.8
Fumbles-Lost	5-2	3-1
Penalties-Yards	5-49	7-44
Possession Time	28:14	31:46
Third-Down Conversions	4 of 14	7 of 16
Fourth-Down Conversions	1 of 1	0 of 1
Red-Zone Scores-Chances	3-3	4-5
Sacks By: Number-Yards	3-36	3-22

Individual Statistics

Rushing: USM-Fletcher 21-103; Harrison 4-38; Parham 2-5; Davis 12-(-4); Team 3-(-11). UCF-Harvey 14-37; Calabrese 1-4; Weaver 4-3; McDuffie 1-2; B. Giovanetti 1-2; Team 2-(-12); Hodges 4-(-21).

Passing: USM-Davis 23-31-0-253. UCF-Calabrese 2-4-0-21; Hodges 15-26-0-158.

Receiving: USM-Brown 7-75; Fletcher 6-51; Banks 4-42; Baptiste 2-42; Pierce 2-15; Parham 1-20; Morris 1-8. UCF-Ross 5-56; Aiken 4-53; Watters 2-24; Newsome 2-17; Harvey 2-11; Guyton 1-13; B. Giovanetti 1-5.

Tackles: USM-Thornton 4-5-9; Smith 3-3-6; Williams 2-4-6. UCF-Hogue 4-8-12; Robinson 10-1-11; Young 6-5-11.



Game 3

Southern Miss 37, Virginia 34

Sept. 19, 2009 • Roberts Stadium • Hattiesburg, Miss.



Damion Fletcher ran for 115 and Freddie Parham returned a kickoff 100 yards as Southern Miss rallied from a 17-point halftime deficit to beat Virginia at Carlisle-Faulkner Field at Roberts Stadium.

It was the second-straight victory for the Golden Eagles at home over a school from a BCS league - the last in 2006 in a 37-17 win over NC State.

Fletcher rushed for a pair of touchdowns - on 6- and 10-yard runs. The second scoring run established a school record, surpassing Sammy Winder for most career rushing scores.

The Cavaliers jumped out to a 7-0 lead early in the first period with a 69-yard strike from

Jameel Sewell to Tim Smith.

Virginia added a pair of Robert Randolph field goals late in the frame from 34 and 24-yards out to extend its advantage to 13-0.

The Golden Eagles cut into the margin early in the second quarter following a six-yard touchdown run by Fletcher.

But the Cavaliers responded minutes later with a 29-yard Sewell toss to Kris Burd to give UVA a 20-7 lead.

A 27-yard Justin Estes field goal late in the frame pulled Southern Miss to within 10, but Sewell found the end zone with under a minute remaining in the first half on a four-yard keeper to give the Cavaliers a 27-10 advantage at the half.

The Golden Eagles responded with a two-yard scoring strike from Davis to Ryan Hanks early in the third quarter, but Sewell again answered USM.

The Cavalier QB found the end zone once more midway through the frame following a one-yard plunge to give UVA a 34-17 advantage.

The game's momentum then changed when the Eagles responded on the ensuing kickoff with a 100-yard return by Freddie Parham to make it 34-24.

The Golden Eagles continued to battle back early in the final period of play, scoring on a 10-yard run by Fletcher.

Working in the Eagle formation and down three points, USM went ahead for the first time as Fletcher - the back who received the football - handed it off to Harrison who went around the left side for 57 yards and a touchdown with 8:01 to play.

Scoring Summary

	1	2	3	4	Score
Virginia	13	14	7	0	34
Southern Miss	0	10	14	13	37

- 1st**
 UVA - Smith 69 pass from Sewell (Randolph kick), 9:18
 UVA - Randolph 34 field goal, 7:46
 UVA - Randolph 24 field goal, 4:32
- 2nd**
 USM - Fletcher 6 run (Estes kick), 11:08
 UVA - Burd 29 pass from Sewell, 7:38
 USM - Estes 27 field goal, 4:33
 UVA - Sewell 4 run (Randolph kick), 0:19
- 3rd**
 USM - Hanks 2 pass from Davis (Estes kick), 11:17
 UVA - Sewell 1 run (Randolph kick), 7:19
 USM - Parham 100 kickoff return (Estes kick), 7:05
- 4th**
 USM - Fletcher 10 run (Estes kick), 13:27
 USM - Harrison 57 run (Estes kick blocked), 8:01

	UVA	USM
First Downs	25	20
Rushes-Yards	43-78	41-214
Passing Yards	312	130
Passes Att-Comp-Int	47-24-1	27-14-1
Offensive Yards	90-390	68-344
Fumble Returns-Yards	0-0	0-0
Punt Returns-Yards	2-3	3-37
Kickoff Returns-Yards	7-129	6-244
Interception Returns-Yards	1-2	1-2
Punts (Number-Avg)	5-45.8	5-35.4
Fumbles-Lost	2-1	3-2
Penalties-Yards	6-49	9-92
Possession Time	32:55	27:05
Third-Down Conversions	7 of 18	6 of 14
Fourth-Down Conversions	0 of 2	1 of 1
Red-Zone Scores-Chances	4-4	4-4
Sacks By: Number-Yards	2-17	4-51

Individual Statistics
Rushing: USM-Fletcher 26-115; Harrison 3-101; Davis 11-0; Team 1-(-2). UVA-Wallace 11-35; Sewell 23-23; Jackson 7-15; Mack 2-5.

Passing: USM-Davis 14-26-0-130; Harrison 0-1-1-0. UVA-Sewell 24-46-1-312; Team 0-1-0.

Receiving: USM-Banks 3-43; Harrison 3-34; Baptiste 2-14; Brown 2-7; Massey 1-16; Parham 1-8; Fletcher 1-6; Hanks 1-2. UVA-Burd 6-79; Green 4-18; Mack 4-16; Smith 3-76; Jackson 3-44; Brown 2-52; Torchia 2-27.

Tackles: USM-Thornton 10-5-15; Williams 9-6-15; Watson 7-1-8; Wilson 6-2-8. UVA-Minnifield 8-2-10; Collins 2-8-10; Mosley 3-6-9.

Game 4

No. 20 Kansas 35, Southern Miss 28

Sept. 26, 2009 • Memorial Stadium • Lawrence, Kan.



No. 20 Kansas scored the only points in the fourth quarter to lift the Jayhawks to a 35-28 win over Southern Miss.

Both quarterbacks, Austin Davis of Southern Miss and Todd Reesing of Kansas, threw for 331 yards as the Golden Eagles second-half comeback came up short.

Davis completed 28-of-42 passes and three touchdowns for the Golden Eagles, which had its eight-game winning streak snapped. DeAndre Brown caught four passes for 85 yards and a touchdown, while Jonathon Massey had two receiving scores.

With the game tied at 28-28, the Jayhawks went in front for good early in the fourth quarter. Reesing connected with Kerry Meier for the second time in the game from 12 yards out for a 35-28 margin with 14:15 remaining.

KU opened the game with a score as Reesing hit Meier for a 62-yard touchdown 1:20 into the contest. Southern Miss answered, though, right away. Davis completed the seven-play, 68-yard drive on a one-yard touchdown reception by Massey to tie the game with 10:22 still on the clock.

The next drive for Kansas also resulted in a touchdown, as Reesing guided the team 74 yards in 12 plays. Dezmon Briscoe ran it in from 20 yards away for a 14-7 lead with about four minutes left in the opening quarter.

The Eagles tied the game early in the second, when Davis used passing plays of 21, 28 and 22 yards to guide the team 91 yards in seven plays. The 22-yard pass play was a touchdown to Brown, with 12:01 until halftime.

But Reesing helped put the Jayhawks back in front with a 14-play, 79-yard set late in the quarter. The drive ended with a 12-yard touchdown pass to Oporum with just over three minutes remaining, which put KU ahead by seven.

KU stopped the Eagles deep in their territory on fourth down in the waning moments of the half to keep the lead heading into half. Each team traded a touchdown early in the third quarter. KU took its first drive 70 yards in 12 plays, using Oporum's two-yard scoring run on 3rd-and-goal midway through the period.

USM responded by going 80 yards in four plays. Davis found Brown for 49 yards on the first play of the series, and three plays later Davis ran for a 16-yard TD to make it 28-21.

USM forced an interception on the ensuing series and tied the game again. Davis led an 11-play, 63-yard drive and finished it with a four-yard touchdown pass to Massey in the last minute of the third.

Scoring Summary

	1	2	3	4	Score
Southern Miss	7	7	14	0	28
Kansas	14	7	7	7	35

- 1st**
 KU - Meier 12 pass from Reesing (Branstetter kick), 13:40
 USM - Massey 1 pass from Davis (Estes kick), 10:22
 KU - Briscoe 20 run (Branstetter kick), 4:10
- 2nd**
 USM - Brown 22 pass from Davis (Estes kick), 12:01
 KU - Oporum 12 pass from Reesing (Branstetter kick), 3:16
- 3rd**
 KU - Oporum 2 run (Branstetter kick), 7:19
 USM - Davis 16 run (Estes kick) 6:15
 USM - Massey 4 pass from Davis (Estes kick), 0:47
- 4th**
 KU - Meier 12 pass from Reesing (Branstetter kick), 14:15

	USM	KU
First Downs	21	32
Rushes-Yards	26-64	45-102
Passing Yards	331	331
Passes Att-Comp-Int	42-28-1	42-30-1
Offensive Yards	68-395	87-433
Fumble Returns-Yards	0-0	0-0
Punt Returns-Yards	2-53	1-0
Kickoff Returns-Yards	5-137	5-155
Interception Returns-Yards	1-0	1-0
Punts (Number-Avg)	5-45.6	5-39.8
Fumbles-Lost	1-1	2-1
Penalties-Yards	6-56	10-62
Possession Time	23:39	36:21
Third-Down Conversions	6 of 14	7 of 15
Fourth-Down Conversions	0 of 2	2 of 2
Red-Zone Scores-Chances	3-5	3-3
Sacks By: Number-Yards	5-62	1-10

Individual Statistics
Rushing: USM-Fletcher 10-27; Davis 11-26; Floyd 2-11; Harrison 1-3; Parham 1-(-1); Lampley 1-(-2). KU-Oporum 28-109; Briscoe 1-20; Team 3-(-1); Reesing 13-(-26).

Passing: USM-Davis 28-42-1-331. KU-Reesing 30-41-1-331; Meier 0-1-0-0.

Receiving: USM-Parham 7-36; Brown 4-85; Banks 4-53; Fletcher 3-70; Baptiste 3-46; Massey 3-17; Pierce 2-16; Lampley 2-8. KU-Meier 10-141; McDougald 7-46; Wilson 5-52; Briscoe 4-60; Oporum 2-21; Biere 1-13; Lewis 1-(-2).


Tackles: USM-Williams 4-6-10; Smith 2-8-10; Hicks 5-4-9; Collins 5-4-9. KU-Harris 11-4-15; Dudley 3-7-10; Thornton 3-5-8.



Game 5

UAB 30, Southern Miss 17

Oct. 1, 2009 • Legion Field • Birmingham, Ala.



UAB scored 13 fourth quarter points, including 10 in the final 1:27, to defeat Southern Miss 30-17 at Legion Field.

The victory was the first in 10 tries for the Blazers against Southern Miss.

Blazer quarterback Joe Webb ran for 138 yards and a score as UAB registered 222 yards on the ground against the Golden Eagles.

In the end, though, it was a pair of Southern Miss turnovers that sealed the win for the home-standing Blazers.

Down 20-17, UAB punted to the Golden Eagles and Freddie Parham mishandled the football allowing the Blazers to get possession back.

Despite a strong defensive stand, Josh Zahn converted his third field goal of the game from 32 yards to push the margin to six.

Still, the Golden Eagles had one more shot.

That shot was short-lived as USM quarterback Austin Davis threw an interception to Hiram Atwater on the drive's first play, who returned it 40 yards for the game-clinching score.

Davis notched 234 yards and two TDs on 24-of-32 passing, who lost for the second straight two time. Quentin Pierce caught both touchdown passes and tallied 108 yards on seven catches. Tory Harrison added 66 yards on 11 carries.

With the game tied in the second half, Jeffery Anderson had a 21-yard touchdown reception for the Blazers, who snapped a three-game slide.

Zahn later added a 51-yard field goal with 12 minutes left in the game to make it a 10-point affair.

After forcing a three-and-out on UAB's next drive, Southern Miss went 59 yards in 10 plays, and Pierce hauled in a 20-yard pass for a score to close the gap to 20-17 with about 5 :24 remaining.

Zahn's 27-yard field goal gave the Blazers a 3-0 lead early in the opening quarter.

Following a stop on USM's ensuing possession, Webb capped a nine-play, 69-yard drive with a 31-yard TD dash to make it 10-0.

In the second quarter, Davis hit Pierce for a 41-yard TD strike. Justin Estes then hit a 49-yard field goal as the half expired to tie the game at 10-10.

Scoring Summary

	1	2	3	4	Score
Southern Miss	0	10	0	7	17
UAB	10	0	7	13	30

1st

UAB - Zahn 27 field goal, 10:22
UAB - Webb 31 run (Zahn kick), 2:15

2nd

USM - Pierce 41 pass from Davis (Estes kick), 9:58
USM - Estes 49 field goal, 0:00

3rd

UAB - Anderson 21 pass from Webb (Zahn kick), 1:43

4th

UAB - Zahn 51 field goal, 12:00
USM - Pierce 20 pass from Davis (Estes kick), 5:24
UAB - Zahn 32 field goal, 1:27
UAB - Atwater 40 INT return (Zahn kick), 1:05

	USM	UAB
First Downs	21	14
Rushes-Yards	29-111	47-222
Passing Yards	234	23
Passes Att-Comp-Int	35-25-1	13-6-0
Offensive Yards	64-345	60-245
Fumble Returns-Yards	0-0	0-0
Punt Returns-Yards	6-32	1-11
Kickoff Returns-Yards	7-155	3-55
Interception Returns-Yards	0-0	1-40
Punts (Number-Avg)	6-31.0	7-42.7
Fumbles-Lost	2-2	0-0
Penalties-Yards	12-107	4-50
Possession Time	27:10	32:50
Third-Down Conversions	4 of 13	5 of 15
Fourth-Down Conversions	0 of 1	0 of 0
Red-Zone Scores-Chances	1-1	3-3
Sacks By: Number-Yards	1-5	3-24

Individual Statistics

Rushing: USM-Harrison 11-66; Floyd 6-20; Parham 2-12; Young 1-6; Davis 8-5; Boehme 1-2. UAB-Webb 24-138; Slaughter 6-38; Brooks 11-32; Borne 3-12; Adams 1-2; Isabelle 2-0.

Passing: USM-Davis 24-32-1-234; Young 1-2-0-0; Team 0-1-0-0. UAB-Webb 6-13-0-23.

Receiving: USM-Baptiste 8-74; Pierce 7-108; Harrison 6-20; Floyd 2-15; Massey 1-13; Lampley 1-4. UAB-Slaughter 2-(-3); Anderson 1-21; Jones 1-8; Hearn 1-0; Adams 1-(-3).

Tackles: USM-Williams 9-5-14; Thornton 6-2-8; Smith 6-1-7. UAB-Atwater 6-4-10; Daniel 5-3-8; White 5-2-7.

Game 6

Louisville 25, Southern Miss 23

Oct. 10, 2009 • Papa John's Cardinal Stadium • Louisville, Ky.



Ryan Payne's 32-yard field goal with 30 seconds remaining ruined a late Southern Miss comeback as Louisville edged the Golden Eagles 25-23 at Papa John's Cardinal Stadium.

The Golden Eagles, which led 16-7 at the half, rallied with a 89-yard, 12-play drive late to respond to two UofL touchdowns in the second half.

Tory Harrison, who finished with 75 yards rushing on 14 carries, ended the drive with a 13-yard dash up the gut to give the visitors a 23-22 lead with 2:13 to play.

The Cardinals then answered with a 64-yard kickoff return by Trent Guy that got UofL in good field position. After five plays and 15

yards of progress, Payne setup his game-winning kick from the right hash mark to put the Cards up for good.

The Golden Eagles had one more shot but could not push the ball up the field in range for a field goal.

It was field goals, though, that put Southern Miss up early as junior Justin Estes converted three kicks in the first half - from 36, 21 and 32 yards.

The first two field goals came on the Eagles' first two drives and then a one-yard drive from Damion Fletcher gave the Golden Eagles a 16-7 advantage in the second quarter.

Fletcher culminated a 7-play, 63-yard drive as he jumped over the pile to give USM a 13-7 advantage.

The Cardinals got their lone points on their second drive of the contest as Vic Anderson capped a 88-yard, 4:38 drive with a 12-yard run.

Estes, though, extended the lead with 16 seconds before halftime with his third field goal of the game.

UofL took the lead with touchdowns on its first two drives of the second half.

Bilal Powell scored the first touchdown with 7:55 to go in the period from 13 yards, while Adam Froman hit Long on a 3rd-and-long play about midfield that turned into a 92-yard score. Two USM players tried to converge on the play but they hit each other and Long broke free to go the remaining distance to earn the score.

Froman then hit Scott Radcliff to convert the two-point conversion.

Scoring Summary

	1	2	3	4	Score
Southern Miss	6	10	0	7	23
Louisville	7	0	15	3	25

1st

USM - Estes 36 field goal, 11:36
UL - Anderson 12 run (Payne kick), 6:58
USM - Estes 21 field goal, 3:45

2nd

USM - Fletcher 1 run (Estes kick), 13:56
USM - Estes 32 field goal, 0:16

3rd

UL - Powell 13 run (Payne kick), 7:55
UL - Long 92 run from Froman (Radcliff pass from Froman), 5:28

4th

USM - Harrison 13 run (Estes kick), 2:13
UL - Payne 32 field goal, 0:30

	USM	UL
First Downs	24	19
Rushes-Yards	42-181	29-180
Passing Yards	209	190
Passes Att-Comp-Int	31-22-0	27-15-1
Offensive Yards	73-410	56-439
Fumble Returns-Yards	0-0	0-0
Punt Returns-Yards	3-57	1-10
Kickoff Returns-Yards	5-125	4-89
Interception Returns-Yards	1-11	0-0
Punts (Number-Avg)	5-35.2	5-42.6
Fumbles-Lost	1-0	0-0
Penalties-Yards	4-31	5-45
Possession Time	34:19	25:41
Third-Down Conversions	5 of 15	3 of 10
Fourth-Down Conversions	2 of 2	0 of 0
Red-Zone Scores-Chances	5-5	3-3
Sacks By: Number-Yards	1-2	2-21

Individual Statistics

Rushing: USM-Fletcher 19-86; Harrison 14-75; Lampley 1-7; Young 8-6; Burkhart 0-7. UL-Anderson 14-90; Powell 10-58; Froman 4-17; Guy 1-15.

Passing: USM-Young 22-30-0-229; Baptiste 0-1-0-0. UL-Froman 14-26-1-248; Anderson 1-1-0-11.

Receiving: USM-Brown 5-85; Baptiste 5-30; Banks 3-53; Pierce 3-25; Fletcher 3-20; Balentine 1-7; Parham 1-6; Massey 1-3. UL-Long 5-146; Anderson 4-47; Guy 2-29; Beaumont 1-13; Froman 1-11; Pasley 1-9; Tronzo 1-4.

Tackles: USM-Williams 4-3-7; Bailey 6-0-6; Smith 5-0-5. UL-Scott 8-2-10; Patrick 6-3-9; Campa 4-5-9.



Game 7

Southern Miss 36, Memphis 16

Oct. 17, 2009 • Roberts Stadium • Hattiesburg, Miss.



Damion Fletcher tallied two rushing touchdowns and Tracy Lampley returned a punt for a score to lead Southern Miss to a 36-16 C-USA victory over Memphis at Carlisle-Faulkner Field at Roberts Stadium.

The Golden Eagles snapped a three-game losing streak with the victory and also snapped a two-game slide to the Tigers.

The Tigers outgained the home squad on the night 425-360, but Southern Miss was able to hold UofM to field goals most of the night.

Matt Reagan hit the first of three field goals for UofM late in the first quarter from 48 yards to give the Tigers a 3-0 advantage.

Southern Miss, though, evened the score earlier in the second period as Justin Estes converted his eighth consecutive field goal from 28 yards.

Again, Reagan put the Tigers up 4 1/2 minutes later with an 18-yard boot as Southern Miss stopped UofM with a goal line stand forcing them to kick the field goal.

The Golden Eagles then took over the game. Fletcher, who finished with 67 yards on 17 carries, garnered the first of two touchdowns as he dove over the top from one-yard out to make the advantage 10-6 for Southern Miss with 3:22 remaining.

The score remained that way until the third quarter when Tracy Lampley returned a Reagan punt 50 yards for a score. It was the first punt return for a score from the Golden Eagles since 2003 against the same Tigers.

Six minutes later, Tory Harrison added a 1-yard run to make the score 24-6 in favor of the Golden Eagles, which capped a 9-play, 70-yard drive.

Reagan notched his final field goal from 28 yards on UofM's next drive just before the end of the third.

It was special teams again that got Southern Miss going. Freddie Parham returned the kickoff 78 yards and the Golden Eagles put together a three-play, 21-yard drive the Fletcher capped with a three-yard score just 24 seconds into the fourth.

The Tigers cut the gap and finally got into the end zone on their next drive as Will Hudgens found Duke Calhoun for a 12-yard scoring strike to cut the gap.

Martevious Young struck right back and finished a 54-yard drive with a 28-yard TD pass to DeAndre Brown to conclude the scoring in the game.

Scoring Summary

	1	2	3	4	Score
Memphis	3	3	3	7	16
Southern Miss	0	14	10	12	36

1st
UM - Reagan 48 field goal, 3:32
2nd
USM - Estes 28 field goal, 13:26
UM - Reagan 18 field goal, 8:46
USM - Fletcher 1 run (Estes kick), 3:22
3rd
USM - Lampley 50 punt return (Estes kick), 9:58
USM - Harrison 1 run (Estes kick), 3:42
UM - Reagan 28 field goal, 0:31
4th
USM - Fletcher 3 run (kick blocked), 14:36
UM - Calhoun 12 pass from Hudgens (Reagan kick), 11:54
USM - Brown 28 pass from Young (kick failed), 9:14

	Memphis	USM
First Downs	25	21
Rushes-Yards	34-163	46-205
Passing Yards	262	155
Passes Att-Comp-Int	44-28-2	21-10-1
Offensive Plays	78-425	67-360
Fumble Returns-Yards	0-0	0-0
Punt Returns-Yards	0-0	2-53
Kickoff Returns-Yards	6-83	5-165
Interception Returns-Yards	1-0	2-11
Punts (Number-Avg)	3-41.7	2-42.5
Fumbles-Lost	0-0	2-0
Penalties-Yards	11-105	10-86
Possession Time	33:00	27:00
Third-Down Conversions	5 of 15	9 of 15
Fourth-Down Conversions	1 of 2	1 of 2
Red-Zone Scores-Chances	3-4	4-4
Sacks By: Number-Yards	2-6	0-0

Individual Statistics
Rushing: USM-Fletcher 17-67; Harrison 13-55; Parham 1-44; Young 12-25; Lampley 2-16; Team 1(-2). UM-Steele 24-136; Pitts 7-33; Smith 2(-3); Griffin 1(-3).

Passing: USM-Young 10-21-1-155, 1 TD. UM-Hudgens 28-44-2-262, 1 TD.

Receiving: USM-Brown 5-83; Pierce 3-44; Morris 1-15; Balentine 1-13. UM-Calhoun 11-83; Steele 4-30; Singleton 3-42; Johnson 3-22; Farr 2-32; Baker 2-13; Joachim 1-33; Rucker 1-11; Ray 1(-4).

Tackles (UA-A): Southern Miss-Thornton 4-8-12; Williams 2-9-11; Watson 3-8-11; Law 2-8-10. UM -Lamar 5-3-8; Bowens 3-4-7; Ball 2-5-7; Hughes 4-3-7.

Game 8

Southern Miss 43, Tulane 6

Oct. 24, 2009 • Roberts Stadium • Hattiesburg, Miss.



Southern Miss scored two non-offensive touchdowns and Martevious Young hit DeAndre Brown in the end zone for two throwing scores as Southern Miss defeated Tulane in the "Battle of the Bell" 43-6 during its 2009 homecoming tilt.

Young was efficient in his throwing, hitting on 13-of-15 passes for 127 yards as he hooked up with Brown for the first score of the game from 21 yards out.

The Golden Eagle defense and special teams then helped the home squad pull away as each unit tallied a second-quarter touchdown.

Jamie Collins increased the lead to 14-0 with 6:16 left in the period as he picked up a Tulane fumble and went 16 yards for the second.

Just before half, as Tulane's best drive of the half was thwarted, the Green Wave lined up for a field goal. C.J. Bailey came around the end to record his first career block and Andre Watson picked it up and went 77 yards the other way for the score with 38 seconds before halftime. Even though the extra point was missed, Southern Miss went into halftime with a 20-0 advantage.

Young hit Brown again from six yards away for a score on the team's first drive of the second half. The passing TD completed an 11-play, 75-yard drive that took 6:10.

The Green Wave answered on its next possession as the completed a 64-yard, 10-play drive with a Andre Anderson 1-yard run. Anderson finished the night with 92 yards on 19 carries.

The extra point was missed for Tulane.

The Eagles then scored three more times in the fourth quarter.

Justin Estes, who missed a 23-yard field goal in the first half, rebounded with a 24-yard make with 13:40 to play.

The Golden Eagles then put the game away on their final two drives with a pair of short runs.

Tory Harrison, who, led USM with 93 yards rushing on 12 carries, tallied a four-yard score.

Tracy Lampley then finished the scoring with 1:31 remaining on a one-yard play.

In the first meeting since 2006, the Golden Eagles beat the Green Wave for the fifth straight time.

USM also improved to 55-18 in homecoming games.

Scoring Summary

	1	2	3	4	Score
Tulane	0	0	6	0	6
Southern Miss	7	13	6	17	43

1st
USM - Brown 21 pass from Young (Estes kick), 5:25
2nd
USM - Collins 16 fumble return (Estes kick), 6:16
USM - Watson 77 blocked FG return (kick failed), 0:38
3rd
USM - Brown 6 pass from Young (kick failed), 8:43
TUL - Anderson 1 run (kick failed), 2:41
4th
USM - Estes 24 yard field goal, 13:40
USM - Harrison 4 run (Estes kick), 5:53
USM - Lampley 2 run (Estes kick), 1:31

	Tulane	USM
First Downs	15	21
Rushes-Yards	33-54	43-253
Passing Yards	158	127
Passes Att-Comp-Int	21-33-1	13-15-0
Offensive Plays	66-212	58-380
Fumble Returns-Yards	0-0	1-16
Punt Returns-Yards	0-0	2-7
Kickoff Returns-Yards	7-88	2-50
Interception Returns-Yards	0-0	1-5
Punts (Number-Avg)	2-38.0	0-0
Fumbles-Lost	6-3	2-2
Penalties-Yards	5-35	6-59
Possession Time	30:56	29:04
Third-Down Conversions	7 of 15	4 of 7
Fourth-Down Conversions	0 of 2	1 of 1
Red-Zone Scores-Chances	1-2	5-8
Sacks By: Number-Yards	0-0	6-43

Individual Statistics
Rushing: USM-Harrison 12-93; Fletcher 16-74; Young 5-38; Lampley 6-31; Parham 1-8; Brown 1-8; Floyd 2-1. TUL-Anderson 19-92; Williams 3-12; Barnett 4-5; Sullen 1(-15); Griffin 6(-40).

Passing: USM-Young 13-15-0-127, 2 TD. TUL-Griffin 21-33-1-158.

Receiving: USM-Brown 4-41; Pierce 2-17; Harrison 2-10; Fletcher 2-6; Banks 1-27; Morris 1-17; Blantine 1-10. TUL-Anderson 6-24; Robottom 5-61; Williams 4-21; Burris 2-22; Figaro 2-18; Banks 1-7; Helm 1-5.


Tackles (UA-A): USM-Williams 11-1-12; Thornton 6-5-11; Watson 5-2-7; Wilson 5-2-7. TUL -Echebelem 4-8-12; Wacha 6-2-8; Burks 2-6-8; Harris 4-2-6.



Game 9

No. 15 Houston 50, Southern Miss 43

Oct. 31, 2009 • Robertson Stadium • Houston, Texas



Case Keenum hit Patrick Edwards on a 28-yard pass with 21 seconds remaining to lift No. 15 Houston over Southern Miss 50-43 at Robertson Stadium.

The last-minute victory for the Cougars ruined an 18-point Golden Eagle comeback in the fourth quarter.

Martevious Young converted a career-best 334 yards passing with three touchdowns, on the strength of 20-of-34 passing. He added his first career rushing score as well in the contest.

In the end, the Golden Eagles could not overcome 750 total offensive yards by the Cougars (the most given up by a Golden Eagle team in a game) as Keenum threw for 559 yards

and five touchdowns on 44-of-54 attempts.

Southern Miss, though, jumped out to an early advantage as UH fumbled on the first play of the game.

Damion Fletcher, who ended the day with 136 rushing yards on 26 carries, got the Golden Eagles on the board first with a six-yard scoring run.

It was the fourth time this season that Fletcher notched 100-plus yards rushing in a contest.

After a UH touchdown, Young connected with Gerald Baptiste on a career-long, 70-yard scoring passing to put the Golden Eagles up 13-7 after the extra point was blocked.

The Cougars then took the lead on a pair of long scoring passes from Keenum to give UH a 21-13 advantage.

Young, though, then cut the gap on a one-yard run to 21-19. Another blocked extra point turned into a PAT return for two points for UH as Nick Saenz took the ball back the other way after the block.

The Cougars scored again before the half in the final minute to take a 30-22 advantage into intermission.

UH increased the lead to 40-22 with 12:25 to play on a 17-yard pass from Keenum to James Cleveland.

The Golden Eagles, though, rallied with three fourth-quarter touchdowns.

Tory Harrison started the comeback with a one-yard scoring run.

After a UH field goal, Baptiste caught two touchdown passes from Young. The TD passes were from 5 and 13 yards.

The final score came with 57 seconds remaining and the Eagles tied the score at 43-43.

UH needed just 36 seconds to score the game's final tally to capture the victory.

Scoring Summary

	1	2	3	4	Final
Southern Miss	13	9	0	21	43
Houston	7	23	3	17	50

1st

USM - Fletcher 6 run (Estes kick blocked), 13:38
UH - Sims 31 run (Hogan kick), 6:29
USM - Baptiste 70 pass from Young (Hrapmann kick), 1:00

2nd

UH - Dugat 33 pass from Keenum (Hogan kick), 14:10
USM - Young 1 run (Hrapmann kick blocked), 7:49
UH - Saenz PAT return, 7:49
USM - Hrapmann 29 field goal, 2:28
UH - Cleveland 14 pass from Keenum (Hogan kick), 0:37

3rd

UH - Hogan 34 field goal, 4:03

4th

UH - Cleveland 17 pass from Keenum (Hogan kick), 12:25
USM - Harrison 1 run (Hrapmann kick), 8:54
UH - Hogan 23 field goal, 6:41
USM - Baptiste 5 pass from Young (Hrapmann kick), 5:25
USM - Baptiste 13 pass from Young (Hrapmann kick), 0:57
UH - Edwards 28 pass from Keenum (Hogan kick), 0:21

	USM	UH
First Downs	28	39
Rushing Att.-Yds.	47-248	33-191
Passing Yards	360	559
Passes Att-Comp-Int	35-21-0	54-44-1
Offensive Plays	82	87
Total Offense	608	750
Return yards	112	121
Punts-Avg.	4-45.8	2-41.5
Fumbles-Lost	2-1	3-2
Penalties-Yards	4-40	4-55
Third-Down Conversions	5 of 12	6 of 11
Possession Time	32:59	27:01

Individual Statistics

Rushing: USM - Fletcher 26-136; Young 10-70; Harrison 10-38; Lampley 1-4. UH - Sims 14-95; Carrier 2-47; Johnson 6-24; Beall 6-15; Keenum 5-10.

Passing: USM - Young 34-20-0, 334 yards, 3 TD; Harrison 1-1-0, 26 yards. UH - Keenum 54-44-1, 559 yards, 5 TD.

Receiving: USM - Baptiste 8-186, 3 TD; Banks 3-40; Pierce 3-7; Parham 2-69; Fletcher 2-26; Brown 2-6; Young 1-26. UH - Cleveland 13-190, 2 TD; Carrier 10-88; Edwards 7-61, 1 TD; Sims 3-40; Rodriguez 3-30; Beall 3-23; Dugat 2-42, 1 TD; Johnson 2-30; Monroe 1-55, 1 TD.

Tackles (U-A-TT): USM - Collins 7-7-14; Wilson 6-4-10; Hicks 8-0-8. UH - McGraw 5-7-12; Steward 5-5-10; Saenz 5-4-9.

Game 10

Southern Miss 27, Marshall 20

Nov. 14, 2009 • Joan C. Edwards Stadium • Huntington, W.Va.



Martevious Young threw two touchdown passes and freshman Tracy Lampley added a kickoff return for a score to lead Southern Miss over Marshall 27-20 at Joan C. Edwards Stadium.

MU dominated the first half in time of possession by holding the ball over 20 minutes but the Golden Eagles found themselves ahead at the end of two periods.

After holding MU on its opening drive, Southern Miss put together a 13-play, 80-yard drive that consumed 5:32 that was capped by a Tory Harrison one-yard run. It looked as if the Golden Eagles were stopped midway through the drive, but a rougher the kicker penalty on

4th down kept the visitor's drive going and after converting a pair of 3rd-down conversions, USM led 7-0 with 6:19 to play in the opening period.

That was the lone drive of any substance for the Golden Eagles in the first half as the Herd answered with a 16-play, 70-yard drive that took up 6:51.

The Eagle defense, though, held MU to a 27-field goal by Craig Ratanamorn.

After a three-and-out for the Golden Eagles on their next possession, Brian Anderson hit Aaron Dobson for a 29-yard completion for a score ending another long MU drive.

Southern Miss, though, retook the lead as Lampley took the ensuing kickoff 93 yards for a touchdown to give USM a lead 14-13 into half-time.

The Golden Eagles extended that lead in the third period.

Following a fumble by MU, the Golden Eagles struck right away on the first play as Young connected with a wide-open Damion Fletcher who scampered 39 yards to give USM the 20-13 advantage. The extra point was blocked.

The score remained that way until the 9:47 mark in the fourth as Terrel Edwards-Maye scored from a yard out to cap a 72-yard drive and MU tied the game at 20-20.

Again, the Golden Eagles responded and Young connected with DeAndre Brown for a 39-yard touchdown on a post pattern for the final scoring of the game.

The Herd had two more possessions, but Justin Wilson tallied interceptions on both drives and the Golden Eagles won on the road for the first time this season.

Scoring Summary

	1	2	3	4	Final
Southern Miss	7	7	6	7	27
Marshall	0	13	0	7	20

1st

USM - Harrison 1 run (Hrapmann kick), 6:19

2nd

MU - Ratanamorn 27 field goal, 14:28
MU - Dobson 28 pass from Anderson (Ratanamorn kick), 8:04
USM - Lampley 93 kickoff return (Hrapmann kick), 7:51

3rd

USM - Fletcher 39 pass from Young (kick blocked), 4:03

4th

MU - Edwards-Maye 1 run (Ratanamorn kick), 9:47
USM - Brown 36 pass from Young (Hrapmann kick), 6:54

	USM	MU
First Downs	15	24
Rushing Att.-Yds.	33-103	26-26
Passing Yards	191	337
Passes Att-Comp-Int	25-14-0	52-29-2
Offensive Plays	58	78
Total Offense	294	363
Return yards	209	108
Punts-Avg.	5-41.8	5-33.2
Fumbles-Lost	1-0	2-1
Penalties-Yards	9-92	9-95
Third-Down Conversions	4 of 13	6 of 16
Possession Time	25:55	34:05

Individual Statistics

Rushing: USM - Fletcher 13-55; Harrison 11-34; Young 7-16; Lampley 1-(1); Team 1-(1). MU - Marshall 11-22; Booker 2-16; Edwards-Maye 3-12; Ward 1-1; Taylor 1-(6); Anderson 8-(19).

Passing: USM - Young 25-14-0, 191 yards, 2 TD. MU - Anderson 52-29-2, 337 yards, 1 TD.

Receiving: USM - Brown 4-58, 1 TD; Fletcher 3-63, 1 TD; Parham 2-25; Harrison 2-5; Lampley 1-17; Balentine 1-16; Pierce 1-7. MU - Wilson 13-153; Smith 6-77; Dobson 3-52, 1 TD; Slate 2-25; Hatten 2-10; Wilson 1-17; Marshall 1-5; Booker 1-(2).

Tackles (U-A-TT): USM - Williams 3-8-11; Law 4-5-9; Smith 2-6-8; Smith 2-5-7. MU - Harvey 3-7-10; Curry 0-10-10; Brown 2-7-9.1st



Game 11

Southern Miss 44, Tulsa 34

Nov. 21, 2009 • Roberts Stadium • Hattiesburg, Miss.



Southern Miss used four short drives and a defensive touchdown while overcoming a weather delay to defeat C-USA West Division foe, Tulsa, 44-34, on Senior Night at Carlisle-Faulkner Field at Roberts Stadium.

Junior Martevious Young finished the game with a career-best four touchdown passes to go along with 276 yards on 12-of-21 attempts.

After Tulsa punted on the game's opening drive, Young delivered quickly as hit found a wide-open Johndrick Morris on the team's first play from scrimmage for 60 yards. After a missed extra point, the Golden Eagles led 6-0.

The Golden Hurricane then got a pair of scores from Charles Clay in the first quarter to

give Tulsa the 14-6 advantage.

Clay started the scoring for the visitors with a 2-yard run and then was found wide open in the end zone as G.J. Kinne connected with him from three yards. Clay finished the contest with 22 yards rushing and a pair of scores, while catching eight passes for 142 yards and another two touchdowns.

The Golden Eagles, though, exploded in the second quarter with a season-best 28 points for a period.

Tracy Lampley started the scoring with a 12-yard TD reception from Young to cut the gap to 14-13.

Ronnie Thornton then returned a Kinne fumble 42 yards for a score on TU's next possession.

Kinne, though, kept his team in the contest with a stellar 55-yard keeper to give the Hurricane the advantage again later in the period.

Young, who hit DeAndre Brown three times for 135 yards, found him for 34 yards and a score with 8:23 left in the second.

The two teams then traded scores again as Clay added a one-yard run and Tory Harrison added a one-yard score of his own for USM with 34 seconds before intermission to give the Eagles a 34-28 lead at the break.

The Golden Eagles extended the lead in the third quarter as Young found Brown again, this time for a 95-yard score which is the second longest pass play in school history, and Daniel Hrapmann converted a 25-yard field goal.

Entering the fourth quarter, the game was stopped for 50 minutes due to lightning before Clay scored for the fourth time late in the contest on a 6-yard pass from Kinne to close the gap. TD pass to DeAndre Brown to conclude the scoring in the game.

Scoring Summary

	1	2	3	4	Final
Tulsa	14	14	0	6	34
Southern Miss	6	28	10	0	44

1st

USM - Morris 60 pass from Young (kick failed), 11:39

TLS - Clay 2 run (Fitzpatrick kick), 7:14

TLS - Clay 3 pass from Kinne (Fitzpatrick kick), 0:25

2nd

USM - Lampley 12 pass from Young (Hrapmann kick), 13:48

USM - Thornton 42 fumble recovery (Hrapmann kick), 11:59

TLS - Kinne 55 run (Fitzpatrick kick), 11:00

USM - Brown 34 pass from Young (Hrapmann kick), 8:23

TLS - Clay 1 run (Fitzpatrick kick), 1:39

3rd

USM - Brown 95 pass from Young (Hrapmann kick), 8:00

USM - Hrapmann 25 field goal, 0:23

4th

TLS - Clay 6 pass from Kinne (pass failed), 2:10

	TLS	USM
First Downs	33	20
Rushing Att.-Yds.	46-193	37-163
Passing Yards	396	276
Passes Att-Comp-Int	46-32-1	21-12-0
Offensive Plays	92	58
Total Offense	589	439
Return yards	162	183
Punts-Avg.	3-36.3	5-46.8
Fumbles-Lost	3-2	0-0
Penalties-Yards	5-45	9-72
Third-Down Conversions	9 of 15	3 of 12
Possession Time	34:36	25:08

Individual Statistics

Rushing: TLS - Kinne 19-88, 1 TD; Carter 7-34; Williams 8-31; Clay 9-20, 2 TDs; Johnson 2-18; Whitmore 1-2.

USM - Fletcher 22-88; Young 11-59; Harrison 4-15, 1 TD; Lampley 1-1.

Passing: TLS - Kinne 46-32-1, 396 yards, 2 TD. USM - Young 21-12-0, 276 yards, 4 TD.


Receiving: TLS - Johnson 17-196; Clay 8-142, 2 TD; Johnson 3-34; Whitmore 2-5; Johnson 1-10; Collums 1-9. USM - Brown 3-135, 2 TD; Lampley 2-26, 1 TD; Banks 2-26; Baptiste 2-17; Fletcher 2-12; Morris 1-60, 1 TD.

Tackles (U-A-TT): TLS - McCoil 4-8-12; Brown 4-5-9; Antle 4-3-7. USM - Thornton 5-11-16; Watson 12-3-15; Smith 7-6-13.

Game 12

East Carolina 25, Southern Miss 20

Nov. 28, 2009 • Dowdy-Ficklen Stadium • Greenville, N.C.



East Carolina fought back a late Southern Miss rally to defeat the Golden Eagles 25-20 and win the C-USA East Division title in the process in both team's regular season finale.

The Golden Eagles trailed 20-14 when Damion Fletcher hit Leroy Banks on a three-yard halfback pass to tie the score with 7:35 to play. The point after touchdown, though, was blocked and returned for two points to give ECU a 22-20 advantage.

The Pirates then added a Ben Hartman field goal from 47 yards just under three minutes later to push the advantage to five points.

On the ensuing possession, the Golden Eagles moved the ball to its 49, but the drive stalled and the visitors turned the ball over on downs.

The USM defense then stopped the Pirates on their next drive and were able to get the ball back with 43 seconds remaining. With the ball deep in its own territory, the Golden Eagles could not move the ball and Martevious Young was sacked on the game's final play.

After falling behind 3-0 in the opening quarter on Hartman's first of three field goals - this one from 49 yards - Southern Miss had a chance to take the advantage on the next series but Damion Fletcher fumbled the ball at the Pirate 1 when it was knocked away during his dive into the endzone.

The Golden Eagles, though, scored on their next possession, as Young increased his string of throwing TD passes to six games, by hitting Freddie Parham for a 17-yard score with 4:23 left in the first quarter.

The Pirates then tallied the only points of the second quarter on touchdown runs by Dwayne Harris of 34 yards and Linval Joseph of 1 yard. Joseph, normally a defensive tackle, jumped over the top with 5:28 to play in the half and the Pirates took a 17-7 advantage into intermission.

The Golden Eagles closed the gap on a 41-yard touchdown by Tory Harrison late in the third quarter as he burst open the middle and did not look back.

Hartman made the score 20-14 with 3:46 left in the third period with an 18-yard field goal. This is after the Golden Eagles had a 34-yarder blocker on the previous drive.

Scoring Summary

	1	2	3	4	Final
Southern Miss	7	0	7	6	20
East Carolina	3	14	0	8	25

1st

ECU - Hartman 49 field goal, 10:40

USM - Parham 17 pass from Young (Hrapmann kick), 4:23

2nd

ECU - Harris 34 run (Hartman kick), 12:56

ECU - Joseph 1 run (Hartman kick), 5:28

3rd

USM - Harrison 41 run (Hrapmann kick), 3:46

4th

USM - Banks 3 pass from Fletcher (kick blocked), 7:35

ECU - Wilson PAT return, 7:35

ECU - Hartman 47 field goal, 4:37

	USM	ECU
First Downs	19	23
Rushing Att.-Yds.	29-164	34-172
Passing Yards	265	269
Passes Att-Comp-Int	45-21-0	41-25-0
Offensive Plays	74	75
Total Offense	429	441
Return yards	115	70
Punts-Avg.	5-37.2	4-50.5
Fumbles-Lost	1-1	2-1
Penalties-Yards	5-55	10-80
Third-Down Conversions	6 of 16	8 of 16
Possession Time	28:37	31:23

Individual Statistics

Rushing: USM - Harrison 8-79, 1 TD, Fletcher 13-60; Young 6-19; Brown 1-8; Parham 1-(2). ECU - Lindsay 20-98; Harris 3-42, 1 TD; Pinkney 3-18; Ruffin 6-15; Joseph 1-1, 1 TD; Dodge 1-(2).

Passing: USM - Young 44-20-0, 262 yards, 1 TD; Fletcher 1-1-0, 3 yards, 1 TD. ECU - Pinkney 41-25-0, 269 yards.

Receiving: USM - Brown 7-145; Parham 5-51, 1 TD; Banks 5-38, 1 TD; Lampley 3-30; Fletcher 1-1. ECU - Freney 8-83, Harris 8-64; Taylor 6-98; Womack 2-21; Lindsay 1-3.


Tackles (U-A-TT): USM - Bailey 8-4-12; Hicks 4-6-10; Williams 1-8-9; Thornton 5-3-8. ECU - Johnson 3-6-9; Davis 5-3-8; Chambliss 2-6-8; Neal 4-3-7; Eskridge 1-6-7.



Game 13

Middle Tennessee 42, Southern Miss 32

Dec. 20, 2009 • Louisiana Superdome • New Orleans, La.



Dwight Dasher ran for a bowl-record 201 yards and two touchdowns and threw two scoring passes to lead Middle Tennessee to a 42-32 victory over Southern Miss in the New Orleans Bowl on Sunday night.

Dasher completed 15 of 25 for 162 yards and ran 26 times. He finished the season with 1,175 yards rushing. His rushing total for the game was the most for a quarterback in a bowl game, breaking the old mark of 200 yards set by Vince Young in the 2006 Rose Bowl.

Southern Miss was playing in its eighth straight bowl game and 12th in the last 13 seasons. The Golden Eagles had won their three previous New Orleans Bowls, including an

overtime win against Troy last season.

Southern Miss running back Damion Fletcher ran for 78 yards and became the ninth player in major college football to reach 1,000 in all four seasons. He did it despite a hamstring injury that caused him to sit out one game this season.

Martevious Young completed 18 of 34 for 271 yards and three touchdowns for the Golden Eagles.

Southern Miss started strong, scoring on their first possession as Tory Harrison rushed for a 2-yard touchdown. On their second possession the Golden Eagles stretched their lead to 14-0 on a 24-yard reception by DeAndre Brown.

The Blue Raiders pulled even in the second quarter on an 11-yard reception by Garrett Anders, and--after Alex Suber intercepted Young on the Southern Miss 12--a 9-yard TD catch by Shane Blissard.

Southern Miss held a 17-14 edge at halftime thanks to Daniel Hrapmann's 20-yard field goal as time expired.

Dasher opened the third quarter with a 35-yard touchdown run. When Dasher left briefly with an ankle injury, Brent Burnette capped 76-yard scoring drive with a 23-yard TD pass to Chris McClover.

Hrapmann hit a 38-yard field goal to cut the Blue Raiders lead to 28-20 at the end of three quarters.

Southern Miss had a chance to tie it early in the fourth, making it 28-26 on Brown's 7-yard TD reception, but the 2-point conversion failed.

Benjamin Cunningham and Dasher ran for touchdowns to make it 42-26 for Middle Tennessee.

Scoring Summary

	1	2	3	4	Score
Southern Miss	14	3	3	12	32
Middle Tenn.	0	14	14	14	42

1st

USM - Harrison 2 run (rush failed), 10:42
 USM - Brown 24 pass from Young (Brown pass from Young), 6:35

2nd

MT - Andrews 11 pass from Dasher (Gendreau kick), 13:25
 MT - Blissard 9 pass from Dasher (Gendreau kick), 4:41
 USM - Hrapmann 20 field goal, 0:00

3rd

MT - Dasher 35 run (Gendreau kick), 10:12
 USM - Hrapmann 38 field goal, 7:36
 MT - McClover 23 pass from Burnette (Gendreau kick), 0:00

4th

USM - Brown 7 pass from Young (pass failed), 6:52
 MT - Cunningham 2 run (Gendreau kick), 3:14
 MT - Dasher 1 run (Gendreau kick), 1:13
 USM - Parham 33 pass from Young (pass failed), 0:27

	USM	MT
First Downs	20	23
Rushes-Yards	37-123	44-243
Passing Yards	271	207
Passes Att-Comp-Int	34-18-2	28-17-0
Offensive Yards	71-394	72-450
Return Yards	126	88
Punts (Number-Avg)	5-37.8	4-35.2
Fumbles-Lost	0-0	2-1
Penalties-Yards	10-75	6-63
Possession Time	31:41	28:19
Third-Down Conversions	10 of 18	9 of 15
Fourth-Down Conversions	1 of 1	1 of 1
Red-Zone Scores-Chances	3-3	4-5
Sacks By: Number-Yards	1-10	0-0

Individual Statistics

Rushing: USM-Fletcher 17-78; Young 9-24; Harrison 10-21; Lampley 1-0. MT-Dasher 26-201, 2 TD; Kyles 12-35; Cunningham 5-11; Team 1-0(-4).

Passing: USM-Young 18-34-2-271. MT-Dasher 15-25-0-162; Burnette 2-3-0-45.

Receiving: USM-Baptiste 4-117; Brown 4-65; Fletcher 4(-2); Parham 3-62; Banks 2-13; Lampley 1-16. MT-McClover 4-55; Andrews 4-51; Blissard 3-10; Gee 2-45; McDonald 2-15; Caldwell 1-22; Honeycutt 1-9.

Tackles: USM-Williams 6-3-9; Smith 6-1-7; Thornton 5-2-7; Law 5-2-7. MT-Robinson 6-3-9; Brown 5-3-8; Kellem 3-4-7; Carmichael 3-4-7.

2009 NCAA FBS Team Statistical Rankings

USM

Rushing Offense	33 (181.4)
Passing Offense	43 (235.0)
Passing Efficiency	13 (147.3)
Total Offense	31 (416.4)
Scoring Offense	18 (32.9)
Rushing Defense	43 (130.9)
Pass Eff. Defense	65 (130.7)
Total Defense	80 (392.5)
Scoring Defense	62 (25.9)
Net Punting	48 (36.4)
Punt Returns	31 (11.8)
Kickoff Returns	14 (24.8)
Turnover Margin	10 (0.8)
Pass Defense	109 (261.6)
Sacks	18 (2.7)
Tackles for Loss	24 (6.9)
Sacks Allowed	21 (1.2)

2009 NCAA FBS Individual Statistics

Rushing

Damion Fletcher	45 (84.6)
-----------------	-----------

Pass Efficiency

Martevious Young	19 (145.7)
------------------	------------

Total Offense

Austin Davis	53 (215.5)
--------------	------------

Reception Per Game

DeAndre Brown	96 (4.3)
---------------	----------

Receiving Yards Per Game

DeAndre Brown	46 (71.4)
---------------	-----------

Interceptions

Eddie Hicks	T-32 (.4)
-------------	-----------

Punting

Peter Boehme	88 (38.5)
--------------	-----------

Kickoff Returns

Tracy Lampley	15 (27.6)
Freddie Parham	40 (25.3)

Punt Returns

Tracy Lampley	6 (14.5)
---------------	----------

All-Purpose

Damion Fletcher	76 (108.7)
Freddie Parham	80 (106.6)

Tackles

Korey Williams	27 (9.3)
Ronnie Thornton	38 (8.8)

Tackles for Loss

Cordarro Law	T-45 (1.1)
Terrance Conner	T-81 (1.0)

Sacks

Korey Williams	T-52 (.6)
Cordarro Law	T-52 (.6)



2009 Statistics

Individual Games Played

Name	GP/GS	ASU	UCF	UVA	KU	UAB	UL	MEM	TLN	UH	MAR	TUL	EDU	MI
46 ASSAD, Mookie	12/-	XXX	—	XXX	XXX	XXX	XXX	XXX	XXX	XXX	XXX	XXX	XXX	XXX
20 BAILEY, C.J.	12/11	START	START	START	START	START	START	START	START	START	START	START	START	—
80 BALENTINE, Ryan	9/-	XXX	—	—	XXX	XXX	XXX	XXX	XXX	XXX	XXX	XXX	—	—
84 BANKS, Leroy	13/6	XXX	XXX	XXX	XXX	XXX	XXX	START	START	START	START	XXX	START	START
86 BAPTISTE, G.	13/8	START	START	START	XXX	START	START	XXX	XXX	START	START	START	XXX	XXX
51 BARNES, Darius	4/-	XXX	—	—	—	—	—	XXX	XXX	—	—	XXX	—	—
99 BARRAGAN, R.	11/-	XXX	XXX	XXX	XXX	XXX	XXX	XXX	XXX	—	—	XXX	XXX	XXX
39 BOEHME, Peter	12/-	XXX	XXX	XXX	XXX	XXX	XXX	XXX	—	XXX	XXX	XXX	XXX	XXX
96 BOYCE, David	13/-	XXX	XXX	XXX	XXX	XXX	XXX	XXX	XXX	XXX	XXX	XXX	XXX	XXX
61 BRADY, James	1/-	XXX	—	—	—	—	—	—	—	—	—	—	—	—
5 BROWN, DeAndre	11/3	—	XXX	XXX	XXX	—	XXX	XXX	XXX	XXX	START	XXX	START	START
69 BROWN, Micah	13/13	START	START	START	START	START	START	START	START	START	START	START	START	START
73 BURKHART, Kyle	13/13	START	START	START	START	START	START	START	START	START	START	START	START	START
94 BURNS, Andrew	12/-	—	XXX	XXX	XXX	XXX	XXX	XXX	XXX	XXX	XXX	XXX	XXX	XXX
45 BYRD, Roshaad	6/6	START	START	START	START	START	START	—	—	—	—	—	—	—
22 COLLINS, Jamie	13/-	XXX	XXX	XXX	XXX	XXX	XXX	XXX	XXX	XXX	XXX	XXX	XXX	XXX
29 CONNER, T.	13/7	XXX	XXX	XXX	START	START	START	START	START	START	START	START	XXX	XXX
12 DAVIS, Austin	5/5	START	START	START	START	START	—	—	—	—	—	—	—	—
21 DAVIS, Brandon	8/-	XXX	XXX	XXX	XXX	XXX	—	—	XXX	XXX	—	—	XXX	—
68 DUHON, Joe	4/-	XXX	XXX	—	—	—	—	XXX	XXX	—	—	—	—	—
75 EDENFIELD, T.	6/-	XXX	—	—	—	—	—	—	—	XXX	XXX	XXX	XXX	XXX
31 ESTES, Justin	9/-	XXX	XXX	XXX	XXX	XXX	XXX	XXX	XXX	XXX	—	—	—	—
25 FLETCHER, D.	12/12	START	START	START	START	—	START	START	START	START	START	START	START	START
2 FLOYD, V.J.	7/-	XXX	XXX	XXX	XXX	XXX	—	—	XXX	—	—	—	XXX	—
95 GRAY, Anthony	13/12	START	START	START	START	START	START	START	START	START	START	START	START	XXX
23 GREEN, John	1/-	XXX	—	—	—	—	—	—	—	—	—	—	—	—
43 GREEN, Tim	13/-	XXX	XXX	XXX	XXX	XXX	XXX	XXX	XXX	XXX	XXX	XXX	XXX	XXX
82 HANKS, Ryan	11/-	XXX	XXX	XXX	XXX	XXX	XXX	XXX	XXX	XXX	XXX	—	—	XXX
11 HARRISON, Tory	13/3	XXX	XXX	XXX	XXX	START	XXX	XXX	START	XXX	XXX	START	XXX	XXX
71 HEBERT, Ryan	13/13	START	START	START	START	START	START	START	START	START	START	START	START	START
48 HENDERSON, John	13/1	XXX	XXX	XXX	XXX	XXX	XXX	XXX	XXX	XXX	XXX	XXX	XXX	START
93 HICKMAN, Logan	12/-	XXX	XXX	XXX	—	XXX	XXX	XXX	XXX	XXX	XXX	XXX	XXX	XXX
18 HICKS, Eddie	13/13	START	START	START	START	START	START	START	START	START	START	START	START	START
52 HILL, Andy	12/-	XXX	XXX	XXX	XXX	XXX	XXX	XXX	—	XXX	XXX	XXX	XXX	XXX
8A HODGES, Deon	9/-	XXX	—	XXX	XXX	XXX	XXX	XXX	—	—	—	XXX	XXX	XXX
70 HOUSTON, B.	13/13	START	START	START	START	START	START	START	START	START	START	START	START	START
34 HRAPMANN, D.	13/-	XXX	XXX	XXX	XXX	XXX	XXX	XXX	XXX	XXX	XXX	XXX	XXX	XXX
30 HUNTER, Chico	13/-	XXX	XXX	XXX	XXX	XXX	XXX	XXX	XXX	XXX	XXX	XXX	XXX	XXX
40 HURD, Josh	12/1	XXX	XXX	XXX	START	XXX	XXX	XXX	XXX	—	XXX	XXX	XXX	XXX
7 JOHNSON, D.	1/-	XXX	—	—	—	—	—	—	—	—	—	—	—	—
91 JONES, Dedrick	13/6	START	START	START	XXX	XXX	XXX	XXX	XXX	XXX	XXX	START	START	START
3A LAMPLEY, Tracy	13/2	XXX	XXX	XXX	XXX	XXX	XXX	XXX	XXX	XXX	XXX	XXX	START	START
49 LAW, Cordarro	13/7	XXX	XXX	XXX	XXX	XXX	XXX	START	START	START	START	START	START	START
24 LEVERETTE, H.	12/-	—	XXX	XXX	XXX	XXX	XXX	XXX	XXX	XXX	XXX	XXX	XXX	XXX
19 MASSEY, J.	13/9	START	START	START	START	START	START	START	START	START	START	XXX	XXX	XXX
28 McGEE, Michael	7/2	XXX	XXX	XXX	START	XXX	XXX	START	—	—	—	—	—	—
55 MICHAEL, Alex	13/-	XXX	XXX	XXX	XXX	XXX	XXX	XXX	XXX	XXX	XXX	XXX	XXX	XXX
83 MORRIS, J.	9/5	START	START	START	—	—	XXX	START	XXX	XXX	XXX	START	—	—
76 NEWSOM, Trevor	8/-	XXX	—	XXX	XXX	XXX	—	—	—	XXX	XXX	XXX	XXX	—
3 O'NEAL, Cameron	13/-	XXX	XXX	XXX	XXX	XXX	XXX	XXX	XXX	XXX	XXX	XXX	XXX	XXX
6 PARHAM, Freddie	13/9	START	START	START	START	START	START	START	XXX	XXX	START	XXX	START	START
85 PIERCE, Quentin	13/7	XXX	XXX	XXX	START	START	START	START	START	START	START	XXX	START	XXX
90 POPE, Terrance	13/13	START	START	START	START	START	START	START	START	START	START	START	START	START
26 PRESLEY, K.	10/-	XXX	—	—	—	XXX	XXX	XXX	XXX	XXX	XXX	XXX	XXX	XXX
62 QUATTROCHI, A.	11/-	XXX	—	XXX	XXX	XXX	XXX	—	XXX	XXX	XXX	XXX	XXX	XXX
15 ROBINSON, M.	13/2	XXX	XXX	XXX	XXX	XXX	XXX	XXX	XXX	XXX	XXX	START	XXX	START
89 ROSS, Joel	7/-	XXX	—	—	—	—	—	XXX	XXX	—	—	XXX	XXX	XXX
74 SCHOENBERGER, B	3/-	XXX	—	—	—	—	—	XXX	XXX	—	—	—	—	—
32 SMITH, Martez	13/13	START	START	START	START	START	START	START	START	START	START	START	START	START
5A SMITH, Ross	12/-	XXX	XXX	XXX	XXX	XXX	XXX	XXX	XXX	XXX	XXX	—	XXX	XXX
38 SNOWDEN, Jeremy	12/-	XXX	XXX	XXX	XXX	XXX	—	XXX	XXX	XXX	XXX	XXX	XXX	XXX
27 SPIGHT, William	8/-	—	XXX	XXX	XXX	XXX	XXX	—	XXX	—	—	XXX	—	XXX
50 TAWATER, Cody	12/-	XXX	XXX	XXX	XXX	XXX	XXX	XXX	XXX	XXX	XXX	—	XXX	XXX
16 THOMPSON, Kevie	3/-	XXX	XXX	—	—	—	—	—	XXX	—	—	—	—	—
56 THORNTON, R.	13/12	START	START	START	XXX	START	START	START	START	START	START	START	START	START
1A WATSON, Andre	13/12	START	START	START	START	START	START	XXX	START	START	START	START	START	START
42 WILLIAMS, Korey	13/13	START	START	START	START	START	START	START	START	START	START	START	START	START
17 WILLIAMS, S.	3/-	XXX	—	—	—	XXX	—	—	—	XXX	—	—	—	—
8 WILSON, Justin	13/13	START	START	START	START	START	START	START	START	START	START	START	START	START
37 WOMACK, Kane	8/-	XXX	XXX	XXX	XXX	XXX	XXX	XXX	XXX	—	—	—	—	—
14 YOUNG, M.	10/8	XXX	—	—	—	XXX	START	START	START	START	START	START	START	START
59 ZIPP, Camerson	13/13	START	START	START	START	START	START	START	START	START	START	START	START	START



2009 Statistics

Team Statistics

Team Statistics	USM	OPP				
Scoring	428	336				
Points Per Game	32.9	25.8				
First Downs	287	293				
Rushing	129	106				
Passing	138	165				
Penalty	20	22				
Rushing Yardage	2,358	1,701				
Yards Gained Rushing	2618	2117				
Yards Lost Rushing	260	416				
Rushing Attempts	512	468				
Average Per Rush	4.6	3.6				
Average Per Game	181.4	130.8				
TDs Rushing	23	18				
Passing Yardage	3055	3401				
Att-Comp-Int	391-242-6	482-299-12				
Average Per Pass	7.8	7.1				
Average Per Catch	12.6	11.4				
Average Per Game	235.0	261.6				
TDs Passing	27	21				
Total Offense	5,413	5,102				
Total Plays	903	950				
Average Per Play	6.0	5.4				
Average Per Game	416.4	392.5				
Kick Returns: #-Yards	64-1,586	72-1,387				
Punt Returns: #-Yards	32-367	14-53				
Int Returns: #-Yards	12-84	6-54				
Kick Return Average	24.8	19.3				
Punt Return Average	11.5	3.8				
Int Return Average	7.0	9.0				
Fumbles-Lost	19-11	28-15				
Penalties-Yards	101-914	86-767				
Average Per Game	70.3	59.0				
Punts-Yards	54-2,078	61-2,448				
Average Per Punt	39.8	40.1				
Net Punt Average	36.4	32.8				
Time Of Possession/Game	29:08	30:52				
3rd-Down Conversions	73/174	79/188				
3rd-Down Pct	42%	42%				
4th-Down Conversions	11/19	7/15				
4th-Down Pct	58%	47%				
Sacks By-Yards	34-282	16-151				
Misc Yards	95	0				
Touchdowns Scored	57	40				
Field Goals-Attempts	14-20	18-21				
On-Side Kicks	0-0	0-1				
Red-Zone Scores	49-61 80%	36-42 86%				
Red-Zone Touchdowns	37-61 61%	24-42 57%				
PAT-Attempts	42-52 81%	36-38 95%				
Attendance	184,178	198,331				
Games/Avg Per Game	6/30,696	6/33,055				
Neutral Site Games		1/30228				
Score By Quarters	1st	2nd	3rd	4th	OT	Total
Southern Miss	95	134	81	118	0	428
Opponents	71	112	62	91	0	336

2009 Game Results

Date	Opponent	Score	Overall	Conference	Time	Attend.
Sept. 5	Alcorn State	W 52-0	1-0	0-0	3:06	36,232
* Sept. 12	UCF	W 26-19	2-0	1-0	3:02	27,456
Sept. 19	Virginia	W 37-34	3-0	0-0	3:41	31,170
Sept. 26	at No. 20 Kansas	28-35 L	3-1	0-0	3:33	50,025
* Oct. 1	at UAB	17-30 L	3-2	1-1	3:07	26,871
Oct. 10	at Louisville	23-25 L	3-3	1-1	3:05	37,268
* Oct. 17	Memphis	W 36-16	4-3	2-1	3:04	30,022
* Oct. 24	Tulane (HC)	W 43-6	5-3	3-1	2:57	30,541
* Oct. 31	at No. 15 Houston	43-50 L	5-4	3-2	3:15	20,125
* Nov. 14	at Marshall	W 27-20	6-4	4-2	3:26	21,036
* Nov. 21	Tulsa	W 44-34	7-4	5-2	4:23	28,757
* Nov. 28	at East Carolina	20-25 L	7-5	5-3	3:28	43,006
^ Dec. 20	vs Middle Tennessee	32-42 L	7-6	5-3	3:30	30,228

* Conference USA Game ^ - R-L Carriers New Orleans Bowl

Individual Statistics

Rushing	GP	Att.	Gain	Loss	Net	Avg.	TD	Long	Avg./G
Fletcher, Damion	12	219	1050	35	1015	4.6	8	26	84.6
Harrison, Tory	13	105	665	18	647	6.2	10	57	49.8
Young, Martevious	10	72	372	78	294	4.1	1	36	29.4
Lampley, Tracy	13	21	125	3	122	5.8	1	19	9.4
Parham, Freddie	13	9	80	3	77	8.6	0	44	5.9
Johnson, Desmond	1	7	72	0	72	10.3	1	14	72.0
Davis, Austin	5	50	163	100	63	1.3	2	16	12.6
Floyd, V.J.	7	17	62	3	59	3.5	0	7	8.4
Brown, DeAndre	11	2	16	0	16	8.0	0	8	1.5
Burkhart, Kyle	13	0	7	0	7	0.0	0	0	0.5
Baptiste, Gerald	13	1	4	0	4	4.0	0	4	0.3
Boehme, Peter	12	1	2	0	2	2.0	0	2	0.2
Team	7	8	0	20	-20	-2.5	0	0	-2.9
Total	13	512	2618	260	2358	4.6	23	57	181.4
Opponents	13	468	2117	416	1701	3.6	18	55	130.8
Passing	G	Effic.	Att.-Cmp.-Int.	Pct.	Yds.	TD	Long	Avg./G	
Young, Martevious	10	145.71	132-230-3	57.4	1861	16	95	186.1	
Davis, Austin	5	150.55	108-156-2	69.2	1165	10	49	233.0	
Harrison, Tory	13	59.20	1-2-1	50.0	26	0	26	2.0	
Baptiste, Gerald	13	0.00	0-1-0	0.0	0	0	0	0.0	
Team	7	0.00	0-1-0	0.0	0	0	0	0.0	
Fletcher, Damion	12	455.20	1-1-0	100.0	3	1	3	0.2	
Total	13	147.24	242-391-6	61.9	3055	27	95	235.0	
Opponents	13	130.70	299-482-12	62.0	3401	21	92	261.6	
Receiving	G	No.	Yds.	Avg.	TD	Long	Avg./G		
Brown, DeAndre	11	47	785	16.7	9	95	71.4		
Baptiste, Gerald	13	38	558	14.7	5	70	42.9		
Banks, Leroy	13	29	375	12.9	3	29	28.8		
Fletcher, Damion	12	29	289	10.0	1	49	24.1		
Parham, Freddie	13	26	328	12.6	2	35	25.2		
Pierce, Quentin	13	25	247	9.9	2	41	19.0		
Harrison, Tory	13	13	69	5.3	0	14	5.3		
Lampley, Tracy	13	10	101	10.1	1	17	7.8		
Morris, Johndrick	9	8	131	16.4	1	60	14.6		
Massey, Jonathan	13	7	62	8.9	2	16	4.8		
Balentine, Ryan	9	5	59	11.8	0	16	6.6		
Floyd V.J.	7	3	23	7.7	0	12	3.3		
Young, Martevious	10	1	26	26.0	0	26	2.6		
Hanks, Ryan	11	1	2	2.0	1	2	0.2		
Total	13	242	3055	12.6	27	95	235.0		
Opponents	13	299	3401	11.4	21	92	261.6		



2009 Statistics

Punt Returns	No.	Yds.	Avg.	TD	Long
Lamplsey, Tracy	23	334	14.5	1	50
Parham, Freddie	6	20	3.3	0	21
Watson, Andre	3	13	4.3	0	11
Total	32	367	11.5	1	50
Opponents	14	53	3.8	0	11

Interceptions	No.	Yds.	Avg.	TD	Long
Hicks, Eddie	5	62	12.4	0	46
Wilson, Justin	2	0	0.0	0	0
Smith, Martez	2	2	1.0	0	2
Watson, Andre	1	11	11.0	0	11
McGee, Michael	1	9	9.0	0	9
Hunter, Chico	1	0	0.0	0	0
Total	12	84	7.0	0	46
Opponents	6	54	9.0	1	40

Kick Returns	No.	Yds.	Avg.	TD	Long
PARHAM, Freddie	38	961	25.3	1	100
LAMPLEY, Tracy	17	469	27.6	1	93
HARRISON, Tory	4	82	20.5	0	23
THORNTON, Ronnie	3	32	10.7	0	16
MASSEY, Jonathan	2	9	4.5	0	7
COLLINS, Jamie	0	33	0.0	0	33
Total	64	1586	24.8	2	100
Opponents	72	1387	19.3	0	89

Fumble Returns	No.	Yds.	Avg.	TD	Long
Collins, Jamie	1	16	16.0	1	16
Wilson, Justin	1	1	1.0	0	1
Smith, Martez	1	22	22.0	1	22
Thornton, Ronnie	1	42	42.0	1	42
Watson, Andre	0	0	0.0	1	0
Total	4	81	20.2	4	42
Opponents	1	10	10.0	0	10

Scoring	TD	FGs	Pats				Pass	DXP	Saf.	Points
			Kick	Rush	Rcv.	Pass				
Harrison, Tory	10	0-0	0-0	0-1	0	0-0	0	0	60	
Estes, Justin	0	10-13	28-33	0-0	0	0-0	0	0	58	
Brown, DeAndre	9	0-0	0-0	0-0	1	0-0	0	0	56	
Fletcher, Damion	9	0-0	0-0	0-0	0	0-0	0	0	54	
Baptiste, Gerald	5	0-0	0-0	0-0	0	0-0	0	0	30	
Hrapmann, Daniel	0	4-7	14-18	0-0	0	0-0	0	0	26	
Lamplsey, Tracy	4	0-0	0-0	0-0	0	0-0	0	0	24	
Banks, Leroy	3	0-0	0-0	0-0	0	0-0	0	0	18	
Parham, Freddie	3	0-0	0-0	0-0	0	0-0	0	0	18	
Pierce, Quentin	2	0-0	0-0	0-0	0	0-0	0	0	12	
Massey, Jonathan	2	0-0	0-0	0-0	0	0-0	0	0	12	
Davis, Austin	2	0-0	0-0	0-0	0	0-0	0	0	12	
Johnson, Desmond	1	0-0	0-0	0-0	0	0-0	0	0	6	
Morris, Johndrick	1	0-0	0-0	0-0	0	0-0	0	0	6	
Hanks, Ryan	1	0-0	0-0	0-0	0	0-0	0	0	6	
Young, Martevious	1	0-0	0-0	0-0	0	1-3	0	0	6	
Watson, Andre	1	0-0	0-0	0-0	0	0-0	0	0	6	
Thornton, Ronnie	1	0-0	0-0	0-0	0	0-0	0	0	6	
Smith, Martez	1	0-0	0-0	0-0	0	0-0	0	0	6	
Collins, Jamie	1	0-0	0-0	0-0	0	0-0	0	0	6	
Team	0	0-0	0-1	0-0	0	0-0	0	0	0	
Wommack, Kane	0	0-0	0-0	0-1	0	0-0	0	0	0	
Total	57	14-20	42-52	0-2	1	1-3	0	0	428	
Opponents	40	18-21	36-38	0-0	1	1-2	2	0	336	

Total Offense	G	Plays	Rush	Pass	Total	Avg./G
Young, Martevious	10	302	294	1861	2155	215.5
Davis, Austin	5	206	63	1165	1228	245.6
Fletcher, Damion	12	220	1015	3	1018	84.8
Harrison, Tory	13	107	647	26	673	51.8
Lamplsey, Tracy	13	21	122	0	122	9.4
Parham, Freddie	13	9	77	0	77	5.9

Johnson, Desmond	1	7	72	0	72	72.0
Floyd, V.J.	7	17	59	0	59	8.4
Brown, DeAndre	11	2	16	0	16	1.5
Burkhart, Kyle	13	0	7	0	7	0.5
Baptiste, Gerald	13	2	4	0	4	0.3
Boehme, Peter	12	1	2	0	2	0.2
Team	7	9	-20	0	-20	-2.9
Total	13	903	2358	3055	5413	416.4
Opponents	13	950	1701	3401	5102	392.5

Field Goals	FGM-FGA	Pct.	01-19	20-29	30-39	40-49	50-99	Lg.	Blk.
ESTES, Justin	10-13	76.9	0-0	6-9	3-3	1-1	0-0	49	0
HRAPMANN, Danny	4-7	57.1	0-0	3-4	1-2	0-1	0-0	38	1

FG Sequence	Southern Miss	Opponents
Alcorn State	24,(21)	-
UCF	26,(21),(36)	(28),(50)
Virginia	(27)	(34),(24)
Kansas	-	-
UAB	(49)	(27),(51),(32)
LOUISVILLE	(36),(21),(32)	(32)
Memphis	(28)	41,(48),(18),(28)
Tulane	23,(24)	28
Houston	(29),(32)	(34),(23)
Marshall	46	(27),(46)
Tulsa	(25)	-
East Carolina	24	(49),(18),(47)
Middle Tennessee	(20),(38)	31

Numbers in Parentheses Indicate Field Goal Was Made.

Punting	No.	Yds.	Avg.	Long	TB	FC	I20	Blkd.
Boehme, Peter	54	2078	38.5	63	3	12	26	0
Total	54	2078	38.5	63	3	12	26	0
Opponents	61	2448	40.1	67	4	12	14	0

Kickoffs	No.	Yds.	Avg.	TB	OB	Ret.	Net	Yd.Ln.
Hrapmann, Danny	80	4833	60.4	6	1			
Boehme, Peter	1	9	9.0	0	0			
Total	81	4842	59.8	6	1	1387	41.2	28
Opponents	70	4212	60.2	4	2	1586	36.4	33

All Purpose	G	Rush	Rec.	PR	KOR	IR	Total	Avg./G
Parham, Freddie	13	77	328	20	961	0	1386	106.6
Fletcher, Damion	12	1015	289	0	0	0	1304	108.7
Lamplsey, Tracy	13	122	101	334	469	0	1026	78.9
Brown, DeAndre	11	16	785	0	0	0	801	72.8
Harrison, Tory	13	647	69	0	82	0	798	61.4
Baptiste, Gerald	13	4	558	0	0	0	562	43.2
Banks, Leroy	13	0	375	0	0	0	375	28.8
Young, Martevious	10	294	26	0	0	0	320	32.0
Pierce, Quentin	13	0	247	0	0	0	247	19.0
Morris, Johndrick	9	0	131	0	0	0	131	14.6
Floyd, V.J.	7	59	23	0	0	0	82	11.7
Johnson, Desmond	1	72	0	0	0	0	72	72.0
Massey, Jonathan	13	0	62	0	9	0	71	5.5
Davis Austin	5	63	0	0	0	0	63	12.6
Hicks, Eddie	13	0	0	0	0	62	62	4.8
Balentine, Ryan	9	0	59	0	0	0	59	6.6
Collins, Jamie	13	0	0	0	33	0	33	2.5
Thornton, Ronnie	13	0	0	0	32	0	32	2.5
Watson, Andre	13	0	0	13	0	11	24	1.8
McGee, Michael	7	0	0	0	0	9	9	1.3
Burkhart, Kyle	13	7	0	0	0	0	7	0.5
Hanks, Ryan	11	0	2	0	0	0	2	0.2
BOEHME, Peter	12	2	0	0	0	0	2	0.2
SMITH, Martez	13	0	0	0	0	2	2	0.2
TEAM	7	-20	0	0	0	0	-20	-2.9
Total	13	2358	3055	367	1586	84	7450	573.1
Opponents	13	1701	3401	53	1387	54	6596	507.4



2009 Statistics

Individual Defensive Statistics

		GP-GS	Tackles			TFL/Yds	Sacks		Int-Yds	BrUp	QBH	Fumbles		FF	Kick	Saf
			Solo	Ast	Total		No-Yards	Rcv-Yds								
42	Williams, Corey	13-13	44	77	121	11-0-78	7-5-70	—	4	3	—	2-0	3	—	—	
56	Thornton, Ronnie	13-12	44	70	114	10-5-37	2-0-20	—	1	—	—	1-42	2	—	—	
32	Smith, Martez	13-13	41	41	82	7-5-30	1-5-11	—	2	—	—	1-22	—	—	—	
1A	Watson, Andre	13-11	45	33	78	1-5-3	1-0-2	1-11	9	—	—	1-0	—	—	—	
8	Wilson, Justin	13-13	36	31	67	2-0-6	—	2-0	4	—	—	2-1	1	—	—	
18	Hicks, Eddie	13-13	36	28	64	0-5-2	—	5-62	3	—	—	1-0	—	—	—	
49	Law, Cordarro	13-7	29	30	59	14-5-83	7-5-67	—	2	2	—	—	4	—	—	
20	Bailey, C.J.	12-11	40	17	57	—	—	—	13	—	—	—	—	1	—	
22	Collins, Jamie	13-0	27	21	48	3-0-12	2-0-10	—	—	—	—	2-16	1	1	—	
30	Hunter, Chico	13-0	25	19	44	—	—	1-0	1	—	—	—	1	—	—	
29	Conner, Terrance	13-7	21	22	43	12-0-55	5-0-41	—	2	2	—	1-0	3	—	—	
95	Gray, Anthony	13-12	14	26	40	7-0-31	1-5-9	—	1	1	—	1-0	1	—	—	
91	Jones, Deddrick	13-6	9	17	26	3-5-20	1-0-12	—	—	—	—	—	2	—	—	
90	Pope, Terrance	13-13	11	15	26	2-5-13	1-0-8	—	—	—	—	1-0	—	—	—	
26	Presley, Kendrick	10-0	4	11	15	—	—	—	—	—	—	—	—	—	—	
48	Henderson, John	13-1	4	11	15	0-5-0	—	—	—	—	—	2-0	1	—	—	
24	Leverette, Hendrick	12-0	4	10	14	0-5-0	—	—	1	1	—	—	—	—	—	
3	O'Neal, Cameron	13-0	4	10	14	—	—	—	—	—	—	—	1	—	—	
28	McGee, Michael	7-2	9	5	14	1-0-1	—	1-9	5	—	—	—	—	—	—	
99	Barragan, Rolando	11-0	6	7	13	5-0-25	2-0-18	—	—	—	—	—	—	—	—	
45	Byrd, Roshaad	6-6	7	5	12	3-5-11	1-0-7	—	1	—	—	—	—	—	—	
15	Robinson, Marcal	13-2	4	7	11	—	—	—	2	—	—	—	—	—	—	
11	Harrison, Tory	13-3	5	4	9	—	—	—	—	—	—	—	—	—	—	
93	Hickman, Logan	12-0	3	6	9	0-5-5	0-5-5	—	1	—	—	—	—	—	—	
38	Snowden, Jeremy	12-0	2	7	9	—	—	—	—	—	—	—	—	—	—	
21	Davis, Brandon	8-0	5	—	5	—	—	—	—	—	—	—	1	—	—	
84	Banks, Leroy	13-6	—	4	4	—	—	—	—	—	—	—	—	—	—	
96	Boyce, David	13-0	3	1	4	1-0-2	—	—	—	1	—	—	—	—	—	
43	Green, Tim	13-0	3	—	3	—	—	—	—	—	—	—	—	—	—	
34	Hrapmann, Daniel	13-0	3	—	3	—	—	—	—	—	—	—	—	—	—	
83	Morris, Johdrick	9-5	—	2	2	—	—	—	—	—	—	—	—	—	—	
94	Burns, Andrew	12-0	1	1	2	—	—	—	—	—	—	—	—	—	—	
5	Brown, DeAndre	11-3	1	—	1	—	—	—	—	—	—	—	—	—	—	
17	Williams, Scottie	3-0	1	—	1	1-0-12	1-0-12	—	—	—	—	—	—	—	—	
89	Ross, Joel	7-0	—	1	1	—	—	—	—	—	—	—	—	—	—	
50	Tawater, Cody	12-0	—	1	1	—	—	—	—	—	—	—	—	—	—	
46	Assad, Mookie	12-0	1	—	1	—	—	—	—	—	—	—	—	—	—	
6	Parham, Freddie	13-9	1	—	1	—	—	—	—	—	—	—	—	—	—	
Totals		13-0	493	540	1033	88-426	34-282	12-84	52	10	15-81	21	2	—	—	
Opponents		13-0	514	501	1015	57-0-245	16-151	6-54	49	28	11-10	12	7	—	—	

Total Tackles Game-by-Game

TOTAL TACKLES	UA-A	TOT	ASU	UCF	UVA	KU	UAB	UL	MEM	TLN	UH	MAR	TUL	ECU	MT
Williams, Corey	44-77	121	2-1	2-4	1-14	4-6	9-5	4-3	2-9	6-6	2-5	3-8	2-5	1-8	6-3
Thornton, Ronnie	44-70	114	1-1	4-5	3-12	3-5	6-2	0-2	4-8	3-8	3-5	2-6	5-11	5-3	5-2
Smith, Martez	41-41	82	3-0	3-3	3-4	2-8	6-1	5-0	2-7	2-3	—	2-5	7-6	0-3	6-1
Watson, Andre	45-33	78	4-0	2-2	2-6	2-2	2-0	2-2	3-8	4-3	3-1	4-2	12-3	3-4	2-0
Wilson, Justin	36-31	67	3-0	1-1	4-4	3-3	2-1	3-2	2-3	4-3	6-4	0-3	1-2	3-3	4-2
Hicks, Eddie	36-28	64	—	2-2	1-2	5-4	0-3	1-1	3-4	3-2	8-0	2-3	3-1	4-6	4-0
Law, Cordarro	29-30	59	3-0	2-2	1-1	1-1	3-0	—	2-8	1-2	3-1	4-5	3-3	1-5	5-2
Bailey, C.J.	40-17	57	3-1	2-1	2-3	4-3	1-0	6-0	2-3	1-0	5-1	3-0	3-1	8-4	DNP
Collins, Jamie	27-21	48	2-0	1-1	1-2	5-4	1-0	2-0	3-0	0-1	7-7	1-0	1-3	0-3	3-0
Hunter, Chico	25-19	44	3-0	2-2	2-2	3-3	2-1	2-0	0-4	1-1	1-0	3-2	0-3	2-1	4-0
Conner, Terrance	21-22	43	—	1-1	1-3	3-3	3-2	3-0	3-2	2-3	1-2	1-3	1-2	2-0	0-1
Gray, Anthony	14-26	40	4-0	1-2	1-1	0-2	1-1	2-1	0-2	1-2	1-3	1-2	1-4	0-3	1-3
Jones, Deddrick	9-17	26	2-0	1-0	1-4	1-1	—	—	—	0-1	1-6	2-1	0-3	1-1	—
Pope, Terrance	11-15	26	3-0	1-2	0-2	1-0	1-0	2-0	0-2	0-1	1-1	0-1	0-3	0-3	2-0
Henderson, John	4-11	15	1-0	—	—	1-1	0-1	—	—	0-3	0-3	—	1-1	1-1	—
Presley, Kendrick	4-11	15	—	DNP	DNP	DNP	—	—	0-2	1-1	3-1	0-1	0-3	0-3	—
O'Neal, Cameron	4-10	14	—	1-0	0-2	—	—	—	0-1	2-1	0-4	0-1	1-0	0-1	—
McGee, Michael	9-5	14	—	1-0	3-2	0-1	—	1-0	4-2	DNP	DNP	DNP	DNP	DNP	DNP
Leverette, Hendrick	4-10	14	DNP	1-0	1-2	0-4	—	—	0-1	—	2-2	—	—	0-1	—
Barragan, Rolando	6-7	13	1-0	0-1	0-1	1-1	—	—	—	1-2	DNP	DNP	—	—	2-1
Byrd, Roshaad	7-5	12	1-0	0-3	—	1-2	4-0	1-0	DNP	DNP	DNP	DNP	DNP	DNP	DNP
Robinson, Marcal	4-7	11	—	0-1	0-2	0-1	—	—	—	—	—	—	0-1	1-1	3-1
Snowden, Jeremy	2-7	9	1-0	—	—	—	—	DNP	—	0-2	1-2	0-1	0-1	—	—
Hickman, Logan	3-6	9	1-0	0-1	1-0	DNP	—	—	—	—	0-1	0-1	1-0	0-3	—
Harrison, Tory	5-4	9	—	1-0	1-0	—	—	—	—	0-2	—	2-0	0-1	—	1-0
Davis, Brandon	5-0	5	1-0	—	—	—	2-0	DNP	DNP	2-0	—	DNP	DNP	—	DNP
Banks, Leroy	0-4	4	0-1	—	0-2	0-1	—	—	—	—	—	—	—	—	—
Boyce, David	3-1	4	2-0	—	—	—	—	—	0-1	—	—	1-0	—	—	—
Hrapmann, Danny	3-0	3	—	—	1-0	2-0	—	—	—	—	—	—	—	—	—
Green, Tim	3-0	3	2-0	—	—	—	—	1-0	—	—	—	—	—	—	—
Morris, Johdrick	0-2	2	—	—	—	DNP	DNP	—	—	—	0-1	0-1	—	DNP	DNP
Burns, Andrew	1-1	2	DNP	—	—	—	1-0	—	—	0-1	—	—	—	—	—
Assad, Mookie	1-0	1	—	DNP	—	—	—	—	—	—	—	—	—	—	1-0
Parham, Freddie	1-0	1	1-0	—	—	—	—	—	—	—	—	—	—	—	—
Williams, Scottie	1-0	1	—	DNP	DNP	DNP	—	DNP	DNP	DNP	1-0	DNP	DNP	DNP	DNP
Brown, DeAndre	1-0	1	DNP	—	—	—	DNP	—	—	—	—	—	—	—	1-0
Tawater, Cody	0-1	1	—	—	—	—	—	—	—	—	—	0-1	DNP	—	—
Ross, Joel	0-1	1	—	DNP	DNP	DNP	DNP	DNP	0-1	—	DNP	—	—	—	—



2009 Statistics

Rushing/Receiving Game-by-Game

RUSHING	No-Yds/TD	ASU	UCF	UVA	KU	UAB	UL	UM	TLN	UH	MAR	TUL	ECU	MT
Fletcher, D.	219-1015/8	19-126/1	21-103/1	26-115/2	10-27/0	DNP	19-86/1	17-67/2	16-74/0	26-136/1	13-55/0	22-88/0	13-60/0	17-78/0
Harrison, Tory	105-647/10	4-29/1	4-38/0	3-101/1	1-3/0	11-66/0	14-75/1	13-55/1	12-93/1	10-38/1	11-34/1	4-15/1	8-79/1	10-21/1
Young, M.	72-294/1	4-31/0	DNP	DNP	DNP	1-6/0	8-6/0	12-25/0	5-38/0	10-70/1	7-16/0	10-59/0	6-19/0	9-24/0
Lampley, Tracy	21-122/1	7-66/0	-	-	1-2/0	-	1-7/0	2-16/0	6-31/1	1-4/0	1-1/0	1-1/0	-	1-0/0
Parham, Freddie	9-77/0	1-11/0	2-5/0	-	1-1/0	2-12/0	-	1-44/0	1-8/0	-	-	-	1-2/0	-
Johnson, Desmond	7-72/1	7-72/1	DNP	DNP	DNP	DNP	DNP	DNP	DNP	DNP	DNP	DNP	DNP	DNP
Davis, Austin	50-63/2	8-36/1	12-4/0	11-0/0	11-26/1	8-5/0	DNP	DNP	DNP	DNP	DNP	DNP	DNP	DNP
Floyd, V.J.	17-59/0	7-27/0	-	-	2-11/0	6-20/0	DNP	DNP	2-1/0	DNP	DNP	DNP	-	DNP
Brown, DeAndre	2-16/0	DNP	-	-	-	DNP	-	-	1-8/0	-	-	-	1-8/0	-
Baptiste, Gerald	1-4/0	1-4/0	-	-	-	-	-	-	-	-	-	-	-	-
Boehme, Peter	1-2/0	-	-	-	-	1-2/0	-	-	DNP	-	-	-	-	-
TEAM	8-20/0	2-4/0	3-11/0	1-2/0	DNP	-	DNP	1-2/0	DNP	-	1-1/0	DNP	DNP	DNP

RECEIVING	No-Yds/TD	ASU	UCF	UVA	KU	UAB	UL	UM	TLN	UH	MAR	TUL	ECU	MT
Brown, DeAndre	47-785/9	DNP	7-75/0	2-7/0	4-85/1	DNP	5-85/0	5-83/1	4-41/2	2-6/0	4-58/1	3-135/2	7-145/0	4-65/2
Baptiste, Gerald	38-558/5	4-32/2	2-42/0	2-14/0	3-46/0	8-74/0	5-30/0	-	-	8-186/3	-	2-17/0	-	4-117/0
Banks, Leroy	29-375/3	2-40/1	4-42/1	3-43/0	4-53/0	-	3-53/0	-	1-27/0	3-40/0	-	2-26/0	5-38/1	2-13/0
Parham, Freddie	26-328/2	4-51/0	1-20/0	1-8/0	7-36/0	-	1-6/0	-	-	2-69/0	2-25/0	-	5-51/1	3-62/1
Fletcher, Damion	29-289/1	2-37/0	6-51/0	1-6/0	3-70/0	DNP	3-20/0	-	2-5/0	2-26/0	3-63/1	2-12/0	1-1/0	4-2/0
Pierce, Quentin	25-247/2	2-8/0	2-15/0	-	2-16/0	7-108/2	3-25/0	3-44/0	2-17/0	3-7/0	1-7/0	-	-	-
Morris, Johdrick	8-131/1	4-31/0	1-8/0	-	DNP	DNP	-	1-15/0	1-17/0	-	-	1-60/1	DNP	DNP
Lampley, Tracy	10-101/1	-	-	-	2-8/0	1-4/0	-	-	-	-	1-17/0	2-26/1	3-30/0	1-16/0
Harrison, Tory	13-69/0	-	-	3-34/0	-	6-20/0	-	-	2-10/0	-	2-5/0	-	-	-
Massey, Jonathan	7-62/2	1-13/0	-	1-16/0	3-17/2	1-13/0	1-3/0	-	-	-	-	-	-	-
Balentine, Ryan	5-59/0	1-13/0	DNP	DNP	-	-	1-7/0	1-13/0	1-10/0	-	1-16/0	-	DNP	DNP
Young, Martevious	1-26/0	-	DNP	DNP	DNP	-	-	-	-	1-26/0	-	-	-	-
Floyd, V.J.	3-23/0	1-8/0	-	-	-	2-15/0	DNP	DNP	-	DNP	DNP	DNP	-	DNP
Hanks, Ryan	1-2/1	-	-	1-2/1	-	-	-	-	-	-	-	DNP	DNP	-

Return Stats Game-by-Game

PUNT RETURNS	No-Yds	ASU	UCF	UVA	KU	UAB	UL	UM	TLN	UH	MAR	TUL	ECU	MT
Lampley, Tracy	23-334	1-44	-	2-37	2-53	5-29	3-57	2-53	2-7	-	1-2	1-27	1-2	3-27
Parham, Freddie	6-20	2-21	2-4	1-0	-	1-3	-	-	-	-	-	-	-	-
Watson, Andre	3-13	2-11	1-2	-	-	-	-	-	-	-	-	-	-	-

KICK RETURNS	No-Yds	ASU	UCF	UVA	KU	UAB	UL	UM	TLN	UH	MAR	TUL	ECU	MT
Parham, Freddie	38-961	1-23	1-11	3-149	4-112	6-126	-	4-149	1-22	5-93	-	3-96	6-113	4-67
Lampley, Tracy	17-469	-	-	-	1-25	1-29	5-125	-	1-28	1-10	5-211	1-16	-	2-25
Harrison, Tory	4-82	-	1-20	3-62	-	-	-	-	-	-	-	-	-	-
Thornton, R.	3-32	-	1-7	-	-	-	-	1-16	-	1-9	-	-	-	-
Massey, J.	2-9	-	-	-	-	-	-	-	-	-	-	1-2	-	1-7

INT. RETURNS	No-Yds	ASU	UCF	UVA	KU	UAB	UL	UM	TLN	UH	MAR	TUL	ECU	MT
Hicks, Eddie	5-62	1-46	-	-	1-0	-	-	1-11	1-5	1-0	-	-	-	-
Smith, Martez	2-2	-	-	1-2	-	-	-	-	-	-	-	1-0	-	-
Wilson, Justin	2-0	-	-	-	-	-	-	-	-	-	2-0	-	-	-
Hunter, Chico	1-0	-	-	-	-	-	-	1-0	-	-	-	-	-	-
Watson, Andre	1-11	-	-	-	-	-	1-11	-	-	-	-	-	-	-
McGee, Michael	1-9	1-9	-	-	-	-	-	-	DNP	DNP	DNP	DNP	DNP	DNP

FUMBLE RETURNS	No-Yds	ASU	UCF	UVA	KU	UAB	UL	UM	TLN	UH	MAR	TUL	ECU	MT
Thornton, R.	1-42	-	-	-	-	-	-	-	-	-	-	1-42	-	-
Smith, Martez	1-22	-	1-22	-	-	-	-	-	-	-	-	-	-	-
Collins, Jamie	1-16	-	-	-	-	-	-	-	1-16	-	-	-	-	-
Wilson, Justin	1-1	1-1	-	-	-	-	-	-	-	-	-	-	-	-



2009 Statistics

Southern Miss Team Game-by-Game Statistics

Date	Opponent	Rushing				Receiving				Passing				Kick Ret				Punt Ret				All Purp.
		No.	Yds.	Td	Lg.	No.	Yds.	Td	Lg.	Att.-Cmp.	Int.	Yds.	Td	Lg.	No.	Yds.	Td	Lg.	No.	Yds.	Td	
9/5	Alcorn State	60	398	4	22	21	233	3	29	21-29-0	233	3	29	1	23	0	23	5	76	0	44	631
9/12	UCF	42	131	1	31	23	253	1	28	23-31-0	253	1	28	3	38	0	20	3	-2	0	2	384
9/19	Virginia	41	214	3	57	14	130	1	26	14-27-1	130	1	26	6	244	1	100	3	37	0	22	344
9/26	at Kansas	26	64	1	16	28	331	3	49	28-42-1	331	3	49	5	137	0	36	2	53	0	50	395
10/1,	at UAB	29	111	0	15	25	234	2	41	25-35-1	234	2	41	7	155	0	29	6	32	0	9	345
10/10	at Louisville	42	181	2	17	22	229	0	36	22-31-0	229	0	36	5	125	0	44	3	57	0	39	410
10/17	Memphis	46	205	3	44	10	155	1	28	10-21-1	155	1	28	5	165	0	78	2	53	1	50	360
10/24	Tulane	43	253	2	36	13	127	2	27	13-15-0	127	2	27	2	50	0	28	2	7	0	7	380
10/31	at Houston	47	248	3	36	21	360	3	70	21-35-0	360	3	70	7	112	0	26	0	0	0	0	608
11/14	at Marshall	33	103	1	12	14	191	2	39	14-25-0	191	2	39	5	211	1	93	1	-2	0	0	294
11/21	Tulsa	37	163	1	24	12	276	4	95	12-21-0	276	4	95	5	114	0	35	1	27	0	27	439
11/28	at East Carolina	29	164	1	41	21	265	2	49	21-45-0	265	2	49	6	113	0	35	1	2	0	2	429
12/20	vs Middle Tenn.	37	123	1	17	18	271	3	34	18-34-2	271	3	34	7	99	0	21	3	27	0	20	394
	Totals	512	2358	23	57	242	3055	27	95	242-391-6	3055	27	95	64	1586	2	100	32	367	1	50	5413
	Opponent	468	1701	18	55	299	3401	21	92	299-482-12	3401	21	92	72	1387	0	89	14	53	0	11	5102

Games played: 13, Avg per rush: 4.6, Avg per catch: 12.6, Pass efficiency: 147.24, Kick ret avg: 24.8, Punt ret avg: 11.5, All purpose avg/game: 573.1, Total offense avg/gm: 416.4

Date	Opponent	Tackles			-Sacks-		Fumble		Pass Blkd.			Kicks Xpts					
		Solo	Ast.	Total	Tfl-Yds.	No-Yds.	Ff	Fr-Yds.	Int.-Yds.	Qbh	Brk.	Kick	Att.-Made	Run	Rcv.	Saf.	Pts.
9/5	Alcorn State	44	4	48	4.0-27	2.0-24	1	1-1	2-55	0	4	0	7-7	0	0	0	52
9/12	UCF	29	34	63	6.0-30	3.0-22	2	2-22	0-0	0	5	0	2-2	0	0	0	26
9/19	Virginia	30	72	102	9.5-77	4.5-61	1	1-0	1-2	0	5	0	5-4	0	0	0	37
9/26	at Kansas	42	56	98	9.0-69	5.0-62	2	1-0	1-0	1	3	0	4-4	0	0	0	28
10/1	at UAB	45	18	63	8.0-20	1.0-5	0	0-0	0-0	0	1	0	2-2	0	0	0	17
10/10	at Louisville	35	12	47	2.0-4	1.0-2	0	0-0	1-11	0	3	0	2-2	0	0	0	23
10/17	Memphis	30	70	100	9.0-25	0.0-0	0	0-0	2-11	0	4	0	5-3	0	0	0	36
10.24,	Tulane	34	46	80	12.0-66	6.0-43	6	3-16	1-5	0	5	1	6-4	0	0	0	43
10/31	at Houston	51	50	101	6.0-21	1.0-12	2	2-0	1-0	0	4	0	6-4	0	0	0	43
11/14	at Marshall	29	48	77	10.0-39	7.0-34	1	1-0	2-0	7	4	0	4-3	0	0	0	27
11/21	Tulsa	42	56	98	5.0-21	3.0-17	3	2-42	1-0	0	7	0	6-5	0	0	0	44
11/28	at East Carolina	32	58	90	2.0-5	0.0-0	2	1-0	0-0	2	5	0	3-2	0	0	0	20
12/20	vs Middle Tenn.	50	16	66	6.0-22	1.0-10	1	1-0	0-0	0	2	1	0-0	0	1	0	32
	Totals	493	540	1033	88.5-426	34.5-292	21	15-81	12-84	10	52	2	52-42	0	1	0	428
	Opponent	514	501	1015	57.0-245	16.0-151	12	11-10	6-54	28	49	7	38-36	0	1	0	336

Date	Opponent	Punting					Field Goals			KICKOFFS								
		No.	Yds.	Avg.	Long	Blkd.	Tb	Fc	50+	I20	Att.-Made	Lg.	Blkd.	No.	Yds.	Avg.	Tb	Ob
9/5	Acorn State	2	61	30.5	34	0	0	1	0	2	2-1	21	0	9	553	61.4	1	0
9/12	UCF	5	164	32.8	36	0	0	3	0	4	3-2	36	0	5	314	62.8	0	0
9/19	Virginia	5	177	35.4	48	0	0	2	0	4	1-1	27	0	7	434	62.0	0	0
9/26	at Kansas	5	228	45.6	62	0	1	1	3	1	0-0	0	0	5	321	64.2	0	0
10/1	at UAB	6	186	31.0	40	0	1	0	0	2	1-1	49	0	3	178	59.3	0	0
10/10	at Louisville	5	176	35.2	52	0	0	2	1	4	3-3	36	0	6	357	59.5	1	0
10/17	Memphis	2	85	42.5	43	0	0	1	0	2	1-1	28	0	7	428	61.1	1	0
10/24	Tulane	0	0	0.0	0	0	0	0	0	0	2-1	24	0	8	450	56.2	0	0
10/31	at Houston	4	183	45.8	60	0	0	0	1	3	2-1	29	0	8	486	60.8	1	0
11/14	at Marshall	5	209	41.8	50	0	0	1	2	1	1-0	0	0	5	313	62.6	1	0
11/21	Tulsa	5	234	46.8	63	0	1	0	3	2	1-1	25	0	8	450	56.2	0	0
11/28	at East Carolina	5	186	37.2	50	0	0	0	1	1	1-0	0	1	4	237	59.2	0	1
12/20	vs Middle Tenn.	5	189	37.8	51	0	0	1	1	0	2-2	38	0	6	321	53.5	1	0
	Totals	54	2078	38.5	63	0	3	12	12	26	20-14	49	1	81	4842	59.8	6	1
	Opponent	61	2448	40.1	67	0	4	12	8	14	21-18	51	2	70	4212	60.2	4	2



2009 Statistics

Opponent Team Game-by-Game Statistics

Date	Opponent	Rushing				Receiving				Passing				Kick Re				Punt Ret				All Purp.
		No.	Yds.	Td	Lg.	No.	Yds.	Td	Lg.	Att.-Cmp.-Int.	Yds.	Td	Lg.	No.	Yds.	Td	Lg.	No.	Yds.	Td	Lg.	
9/5	Alcorn State	27	62	0	17	11	109	0	29	11-25-2	109	0	29	8	129	0	33	0	0	0	0	171
9/12	UCF	27	15	0	15	17	179	2	29	17-30-0	179	2	29	5	145	0	89	1	6	0	6	194
9/19	Virginia	43	78	2	16	24	312	2	69	24-47-1	312	2	69	7	129	0	34	2	3	0	3	390
9/26	at Kansas	45	102	2	20	30	331	3	62	30-42-1	331	3	62	5	155	0	50	1	0	0	0	433
10/1	at UAB	47	222	1	31	6	23	1	21	6-13-0	23	1	21	3	55	0	23	1	11	0	11	245
10/10	at Louisville	29	180	2	26	15	259	1	92	15-27-1	259	1	92	4	89	0	64	1	10	0	10	439
10/17	Memphis	34	163	0	32	28	262	1	33	28-44-2	262	1	33	6	83	0	25	0	0	0	0	425
10/24	Tulane	33	54	1	20	21	158	0	21	21-33-1	158	0	21	7	88	0	34	0	0	0	0	212
10/31	at Houston	33	191	1	36	44	559	5	55	44-54-1	559	5	55	7	121	0	23	0	0	0	0	750
11/14	at Marshall	26	26	1	14	29	337	1	29	29-52-2	337	1	29	4	95	0	34	3	13	0	8	363
11/21	Tulsa	46	193	3	55	32	396	2	63	32-46-1	396	2	63	8	162	0	27	0	0	0	0	589
11/28	at East Carolina	34	172	2	34	25	269	0	23	25-41-0	269	0	23	3	58	0	23	3	12	0	9	441
12/20	vs Middle Tennessee	44	243	3	35	17	207	3	27	17-28-0	207	3	27	5	78	0	27	2	-2	0	0	450
	Opponent totals	468	1701	18	55	299	3401	21	92	299-482-12	3401	21	92	72	1387	0	89	14	53	0	11	5102
	Southern Miss	512	2358	23	57	242	3055	27	95	242-391-6	3055	27	95	64	1586	2	100	32	367	1	50	5413

Date	Opponent	Tackles			TFL-Yds	Sacks	Fumble		Pass Blkd.		Kicks Xpts						Pts				
		Solo	Ast	Total			FF	FR-Yds	Int-Yds	QBH	Brk	Kick	Att-Mad	Run	Rcv	Saf					
9/5	Alcorn State	75	10	85	1.0-2	0.0-0	1	1-10	0-0	0	3	0	0-0	0	0	0	0	0	0	0	0
9/12	UCF	46	39	85	6.0-43	3.0-36	0	1-0	0-0	0	3	0	2-1	0	0	0	0	0	0	0	19
9/19	Virginia	26	58	84	5.0-37	2.0-17	3	2-0	1-2	0	4	1	4-4	0	0	0	0	0	0	0	34
9/26	at Kansas	36	36	72	4.0-14	1.0-10	1	1-0	1-0	8	5	0	5-5	0	0	0	0	0	0	0	35
10/1	at UAB	48	22	70	4.0-27	3.0-24	1	2-0	1-40	0	1	0	3-3	0	0	0	0	0	0	0	30
10/10	at Louisville	55	28	83	10.0-34	2.0-21	1	0-0	0-0	0	2	0	2-2	0	1	0	0	0	0	0	25
10/17	Memphis	31	47	78	3.0-8	2.0-6	2	0-0	1-0	0	2	1	1-1	0	0	0	0	0	0	0	16
10/24	Tulane	30	55	85	2.0-6	0.0-0	1	2-0	0-0	0	1	0	1-0	0	0	0	0	0	0	0	6
10/31	at Houston	40	52	92	3.0-11	1.0-8	1	1-0	0-0	0	10	2	6-6	0	0	0	0	0	0	0	50
11/14	at Marshall	23	42	65	4.0-6	0.0-0	0	0-0	0-0	5	5	1	2-2	0	0	0	0	0	0	0	20
11/21	Tulsa	29	34	63	5.0-28	1.0-20	0	0-0	0-0	0	2	0	4-4	0	0	0	0	0	0	0	34
11/28	at East Carolina	32	44	76	4.0-17	1.0-9	1	1-0	0-0	15	5	2	2-2	0	0	0	0	0	0	0	25
12/20	vs Middle Tennessee	43	34	77	6.0-12	0.0-0	0	0-0	2-12	0	6	0	6-6	0	0	0	0	0	0	0	42
	Opponent totals	514	501	1015	57.0-245	16.0-151	12	11-10	6-54	28	49	7	38-36	0	1	0	336				
	Southern Miss	493	540	1033	88.5-426	34.5-292	21	15-81	12-84	10	52	2	52-42	0	1	0	428				

Date	Opponent	Punting							Field Goals			Kickoffs					OB		
		No	Yds	Avg	Long	Blkd	TB	FC	50+	I20	Att-Made	Lg	Blkd	No	Yds	Avg		TB	
9/5	Alcorn State	9	347	38.6	48	0	1	0	0	0	0-0	0	0	1	52	52.0	0	0	—
9/12	UCF	7	259	37.0	46	0	0	4	0	1	2-2	50	0	4	251	62.8	1	0	—
9/19	Virginia	5	229	45.8	52	0	0	1	1	2	2-2	34	0	7	484	69.1	1	0	—
9/26	at Kansas	5	199	39.8	52	0	0	2	1	2	0-0	0	0	6	400	66.7	1	0	—
10/1	at UAB	7	299	42.7	56	0	1	0	2	1	3-3	51	0	7	417	59.6	0	0	—
10/10	at Louisville	5	213	42.6	50	0	0	1	1	1	1-1	32	0	5	334	66.8	0	0	—
10/17	Memphis	3	125	41.7	47	0	0	1	0	0	4-3	48	0	5	299	59.8	0	0	—
10/24	Tulane	2	76	38.0	41	0	0	0	0	1	1-0	0	1	12	131	65.5	0	0	—
10/31	at Houston	2	83	41.5	43	0	1	0	0	1	2-2	34	0	9	526	58.4	1	1	—
11/14	at Marshall	5	166	33.2	51	0	0	2	1	2	2-2	46	0	5	309	61.8	0	0	—
11/21	Tulsa	3	109	36.3	48	0	1	0	0	0	0-0	0	0	6	265	44.2	0	1	—
11/28	at East Carolina	4	202	50.5	67	0	0	1	2	2	3-3	49	0	6	363	60.5	0	0	—
12/20	vs Middle Tennessee	4	141	35.2	47	0	0	0	0	1	1-0	0	1	7	381	54.4	0	0	—
	Opponent totals	61	2448	40.1	67	0	4	12	8	14	21-18	51	2	70	4212	60.2	4	2	—
	Southern Miss	54	2078	38.5	63	0	3	12	12	26	20-14	49	1	81	4842	59.8	6	1	—



2009 Superlatives

Individual Game Highs

Rushes	26	Fletcher, Damion vs Virginia (Sep 19) Fletcher, Damion at Houston (Oct 31)
Yards Rushing	136	Fletcher, Damion at Houston (Oct 31)
TD Rushes	2	Fletcher, Damion vs Virginia (Sep 19) Fletcher, Damion vs Memphis (Oct 17)
Long Rush	57	Harrison, Tory vs Virginia (Sep 19)
Pass attempts	44	Young, Martevious at East Carolina (Nov 28)
Pass completions	28	Davis, Austin at Kansas (Sep 26)
Yards Passing	334	Young, Martevious at Houston (Oct 31)
TD Passes	4	Young, Martevious vs Tulsa (Nov 21)
Long Pass	95	Young, Martevious vs Tulsa (Nov 21)
Receptions	8	Baptiste, Gerald at UAB (Oct 01) Baptiste, Gerald at Houston (Oct 31)
Yards Receiving	186	Baptiste, Gerald at Houston (Oct 31)
TD Receptions	3	Baptiste, Gerald at Houston (Oct 31)
Long Reception	95	Brown, DeAndre vs Tulsa (Nov 21)
Field Goals	3	Estes, Justin at Louisville (Oct 10)
Long Field Goal	49	Estes, Justin at UAB (Oct 01)
Punts	6	Boehme, Peter at UAB (Oct 01)
Punting Avg	46.8	Boehme, Peter vs Tulsa (Nov 21)
Long Punt	63	Boehme, Peter vs Tulsa (Nov 21)
Long Punt Return	50	Lampley, Tracy at Kansas (Sep 26) Lampley, Tracy vs Memphis (Oct 17)
Long Kickoff Return	100	Parham, Freddie vs Virginia (Sep 19)
Tackles	16	Thornton, Ronnie vs Tulsa (Nov 21)
Sacks	2.5	Conner, Terrance vs Tulane (Oct 24)
Tackles For Loss	3.0	Law, Cordarro vs Memphis (Oct 17) Thornton, Ronnie vs Tulane (Oct 24) Law, Cordarro at Marshall (Nov 14)
Interceptions	2	Wilson, Justin at Marshall (Nov 14)

Team Game Highs

Rushes	60	vs Alcorn State (Sep 05)
Yards Rushing	398	vs Alcorn State (Sep 05)
Yards Per Rush	6.6	vs Alcorn State (Sep 05)
TD Rushes	4	vs Alcorn State (Sep 05)
Pass attempts	45	at East Carolina (Nov 28)
Pass completions	28	at Kansas (Sep 26)
Yards Passing	360	at Houston (Oct 31)
Yards Per Pass	13.1	vs Tulsa (Nov 21)
TD Passes	4	vs Tulsa (Nov 21)
Total Plays	89	vs Alcorn State (Sep 05)
Total Offense	631	vs Alcorn State (Sep 05)
Yards Per Play	7.6	vs Tulsa (Nov 21)
Points	52	vs Alcorn State (Sep 05)
Sacks By	7	at Marshall (Nov 14)
First Downs	34	vs Alcorn State (Sep 05)
Penalties	12	at UAB (Oct 01)
Penalty Yards	107	at UAB (Oct 01)
Turnovers	3	vs Virginia (Sep 19) at UAB (Oct 01)
Interceptions By	2	vs Alcorn State (Sep 05) vs Memphis (Oct 17) at Marshall (Nov 14)

Opponent Individual Game Highs

Rushes	28	Opurum, Toben, at Kansas (Sep 26)
Yards Rushing	201	Dasher, Dwight, vs Middle Tennessee (Dec 20)

TD Rushes	2	Sewell, J, vs Virginia (Sep 19) Clay, C., vs Tulsa (Nov 21) Dasher, Dwight, vs Middle Tennessee (Dec 20)
Long Rush	55	Kinne, G.J., vs Tulsa (Nov 21)
Pass attempts	54	Keenum, Case, at Houston (Oct 31)
Pass completions	44	Keenum, Case, at Houston (Oct 31)
Yards Passing	559	Keenum, Case, at Houston (Oct 31)
TD Passes	5	Keenum, Case, at Houston (Oct 31)
Long Pass	92	Froman, Adam, at Louisville (Oct 10)
Receptions	17	Johnson, D., vs Tulsa (Nov 21)
Yards Receiving	196	Johnson, D., vs Tulsa (Nov 21)
TD Receptions	2	Meier, Kerry, at Kansas (Sep 26) Cleveland, J., at Houston (Oct 31) Clay, C., vs Tulsa (Nov 21)
Long Reception	92	Long, Scott, at Louisville (Oct 10)
Field Goals	3	Zahn, Josh, at UAB (Oct 01) Reagan, Matt, vs Memphis (Oct 17) Hartman, Ben, at East Carolina (Nov 28)
Long Field Goal	51	Zahn, Josh, at UAB (Oct 01)
Punts	9	Cragin, Josh, vs Alcorn State (Sep 05)
Punting Avg	50.5	Dodge, Matt, at East Carolina (Nov 28)
Long Punt	67	Dodge, Matt, at East Carolina (Nov 28)
Long Punt Return	11	Mitchell, Jim, at UAB (Oct 01)
Long Kickoff Return	89	Newsome, Jamar, vs UCF (Sep 12)
Tackles	15	Harris, Chris, at Kansas (Sep 26)
Sacks	2.0	Miller, Bruce, vs UCF (Sep 12)
Tackles For Loss	3.0	Scott, L.D., at Louisville (Oct 10) Bembry, DeQuan, at Marshall (Nov 14)
Interceptions	1	Mosley, C, vs Virginia (Sep 19) Murphy, Ryan, at Kansas (Sep 26) Atwater, Hiram, at UAB (Oct 01) Jackson, Greg, vs Memphis (Oct 17) Suber, Alex, vs Middle Tennessee (Dec 20) Carmichael, D., vs Middle Tennessee (Dec 20)

Opponent Team Game Highs

Rushes	47	at UAB (Oct 01)
Yards Rushing	243	vs Middle Tennessee (Dec 20)
Yards Per Rush	6.2	at Louisville (Oct 10)
TD Rushes	3	vs Tulsa (Nov 21) vs Middle Tennessee (Dec 20)
Pass attempts	54	at Houston (Oct 31)
Pass completions	44	at Houston (Oct 31)
Yards Passing	559	at Houston (Oct 31)
Yards Per Pass	10.4	at Houston (Oct 31)
TD Passes	5	at Houston (Oct 31)
Total Plays	92	vs Tulsa (Nov 21)
Total Offense	750	at Houston (Oct 31)
Yards Per Play	8.6	at Houston (Oct 31)
Points	50	at Houston (Oct 31)
Sacks By	3	vs UCF (Sep 12) at UAB (Oct 01)
First Downs	39	at Houston (Oct 31)
Penalties	11	vs Memphis (Oct 17)
Penalty Yards	105	vs Memphis (Oct 17)
Turnovers	4	vs Tulane (Oct 24)
Interceptions By	2	vs Middle Tennessee (Dec 20)
Interceptions By	2	vs Louisiana-Lafayette (Aug 30, 2008) at Auburn (Sep 06, 2008)

SOUTHERN MISS



**HISTORY &
RECORDS**



Individual Records

Total Offense

Most Plays

Game: 71 by Austin Davis at Rice, 2008
Season: 609 by Austin Davis, 2008
Career: 1,362 by Brett Favre, 1987-90

Most Yards Gained

Game: 446 by Austin Davis vs. Rice, 2008
Season: 3,636 by Austin Davis, 2008
Career: 7,606 by Brett Favre, 1987-90

Most Touchdowns Responsible For

Game: 6 by Austin Davis vs UAB, 2008;
 Dustin Almond vs. UCF, 2005
Season: 32 by Austin Davis, 2008
Career: 62 by Dustin Almond, 2002-05

Rushing

Most Yards Gained

Touchdown Run: 87 by Bo Dickinson vs. Dayton, 1956; by Bubba Phillips vs. Northwestern (La.) State, 1947

Non-Scoring Play: 82 by Lindy Stewart at Louisiana-Lafayette, 1951

Game: 304 by Sam DeJarnette vs. Florida State, 1982

Season: 1,586 by Damion Fletcher, 2007
Career: 5,302 by Damion Fletcher, 2006-09

Most Attempts

Game: 43 by Sam DeJarnette vs. Florida State, 1982
Season: 311 by Sam DeJarnette, 1982
Career: 1,009 by Damion Fletcher, 2006-09

Highest Average Per Carry

Game (10 att.): 13.0 by Willie Coats vs. Virginia Tech, 1958
Season (75 att.): 10.5 by Bubba Phillips, 1948
Career (200 att.): 8.23 by Hugh Laurin Pepper, 1952-53

Most Touchdowns

Game: 5 by Austin Davis vs. UAB, 2008
Season: 20 by Sammy Winder, 1980
Career: 44 by Damion Fletcher, 2006-09

Most 100-yard Games

Consecutive: 7 by Sam DeJarnette from Oct. 9, 1982 - Sept. 3, 1983
Season: 9 by Damion Fletcher, 2007
Career: 25 by Damion Fletcher, 2006-09

Passing

Most Yards Gained

Play: 97 by Austin Davis to DeAndre Brown vs. East Carolina, 2008

Game: 461 by Austin Davis vs. Rice, 2008
Season: 3,128 by Austin Davis, 2008
Career: 7,695 by Brett Favre, 1987-90

Most Completions

Consecutive: 13 by Lee Roberts at East Carolina, 1996

Game: 33 by Austin Davis at Auburn, 2008
Season: 261 by Austin Davis, 2008
Career: 613 by Brett Favre, 1987-90

Most Attempts

Game: 61 by Austin Davis vs. UAB, 2008
Season: 454 by Austin Davis, 2008
Career: 1,169 by Brett Favre, 1987-90

Dustin Almond



Most Touchdowns

Game: 5 by Dustin Almond vs. UCF, 2005;
 by Lee Roberts vs. Louisiana-Lafayette, 1998
Season: 24 by Lee Roberts, 1998
Career: 52 by Brett Favre, 1987-90;
 by Lee Roberts, 1995-98

Highest Completion Percentage

Game (10 att.): .875 (14-16) by Lee Roberts at East Carolina, 1996
Season (100 att.): .692 (108-156) by Austin Davis, 2009

Career (400 att.): .580 (571-984) by Jeff Kelly, 1998-01

Passing Efficiency

Season (110 att.): 155.25 by Lee Roberts, 1996
Career (200 att.): 144.12 by Martevious Young, 2007-09

Lowest Interception Percentage

Season (100 att.): .0128 (2-156) by Austin Davis, 2009
Career (200 att.): .0164 (10-610) by Austin Davis, 2008-09

Most Interceptions Thrown

Game: 4 by 13 players; most recently by Stephen Reaves vs. Rice, 2007
Season: 18 by Heath Graham, 1995
Career: 41 by Rick Donegan, 1969-71

Receiving

Most Yards Gained

Game: 260 by Kendrick Lee at Houston, 1996
Season: 1,186 by Sherrod Gideon, 1998
Career: 3,214 by Sherrod Gideon, 1996-99

Most Receptions

Game: 13 by Sherrod Gideon at Penn State, 1998
Season: 67 by DeAndre Brown, 2008
Career: 193 by Sherrod Gideon, 1996-99

Most Touchdown Receptions

Game: 4 by DeAndre Brown at Rice, 2008
Season: 13 by Sherrod Gideon, 1998
Career: 23 by Sherrod Gideon, 1996-99

Punting

Most Yardage

Single Punt: 93 by Ray Guy at Ole Miss, 1972
Game: 524 by Dickie Dunaway at Ole Miss, 1966
Season: 3,344 by Mark Haulman, 2002
Career: 10,307 by Billy Knighten, 1984-87

Most Punts

Game: 13 by Dickie Dunaway at Ole Miss, 1966
Season: 82 by Mike Wright, 1977
Career: 253 by Billy Knighten, 1984-87

Highest Average

Game (5 att.): 54.86 by Ray Guy at Ole Miss, 1972
Season (30 att.): 46.2 by Ray Guy, 1972
Career (75 att.): 44.7 by Ray Guy, 1970-72

Punt Returns

Most Return Yardage

Single Return: 95 by Bobby Holmes at Alabama, 1949
Game: 177 by Bobby Holmes at Alabama, 1949
Season: 556 by James Henry, 1987
Career: 1,280 by Andrew Mott, 1983-86

Most Returns

Game: 7 by seven players; most recently by Andrew Mott at Alabama, 1985
Season: 44 by Andrew Mott, 1985
Career: 117 by Andrew Mott, 1983-86

Most Touchdown Returns

Game: 2 by James Henry vs. East Carolina, 1987;
 by Bobby Holmes at Alabama, 1949
Season: 4 by James Henry, 1987
Career: 6 by James Henry, 1986-88
 ** James Henry had four punt returns for touchdowns in three-consecutive games (Jackson State, Northeast Louisiana, and East Carolina) He also had two punt returns for touchdowns in the 1988 Independence Bowl vs. UTEP (not counted toward NCAA totals).

Highest Average

Season (min. 1.2 att. per game): 15.0 (20-300) by Arnold Thomas, 1969
Career (min. 1.2 att. per game): 15.4 (27-416) by Kendrick Lee, 1995-96

Kickoff Returns

Most Return Yardage

Single Return: 103 by Bubba Phillips vs. Southeastern Louisiana, 1948
Game: 211 by Tracy Lampley at Marshall, 2009
Season: 961 by Freddie Parham, 2009
Career: 2,321 by John Eubanks, 2002-05

Most Returns

Game: 8 by Chuck Clancy at Brigham Young, 1976
Season: 38 by Freddie Parham, 2009; Tory Harrison, 2007
Career: 88 by John Eubanks, 2002-05

Most Touchdown Returns

Game: 1 by 11 players, most recently by Tracy Lampley at Marshall, 2009



Individual Records

Season: 2 by Eric Booth, 1997; by Tony Smith, 1989; by Hugh Laurin Pepper, 1952; by Bubba Phillips, 1948
Career: 2 by John Eubanks, 2002-05; by Eric Booth, 1994-97; by Tony Smith, 1989; by Hugh Laurin Pepper, 1952-53; by Bubba Phillips, 1947-50

Highest Average

Season (min. 1.2 att. per game): 34.8 (22-764) by Eric Booth, 1997

Career (min 1.2 att. per game): 32.4 (35-1135) by Eric Booth, 1996-97, (Second on NCAA Career List)

All-Purpose Yardage**Most All-Purpose Yardage**

Game: 335 by Sam Dejarrette vs. Florida State, 1982

Season: 1,982 by Sam Dejarrette, 1982

Career: 6,253 by Damion Fletcher, 2006-09

All-Purpose Attempts

Game: 45 by Derrick Nix at East Carolina, 1999

Season: 330 by Sam Dejarrette, 1982

Career: 1,120 by Damion Fletcher, 2006-09

All-Purpose Yards Per Play

Game: 16.91 (min 16) Todd Pinkston at Nevada, 1998

Season: 12.93 (min 75) Bubba Phillips, 1948

Career: 16.54 (min 175) Sherrrod Gideon, 1996-98

Scoring**Most Points**

Game: 30 by Austin Davis vs. UAB, 2008

Season: 120 by Sammy Winder, 1980

Career: 345 by Darren McCaleb, 2003-06

Most Touchdowns

Game: 5 by Austin Davis vs. UAB, 2008

Season: 20 by Sammy Winder, 1980

Career: 46 by Damion Fletcher, 2006-09

Most Extra Points Made

Game: 10 by Britt Barefoot vs. UAB, 2008; Ricky Palmer vs. Cal State-Fullerton, 1975

Season: 42 by Darren McCaleb, 2006

Career: 138 by Darren McCaleb, 2003-06

Most Extra Point Attempts

Game: 11 by Webb Farrish vs. Northwestern Louisiana, 1951

Season: 44 by Webb Farrish, 1951

Career: 144 by Darren McCaleb, 2003-06

Highest Percentage of Extra Points Made

Season (25 att.): 100.0 (42-42) by Darren McCaleb, 2006; 100.0 (32-32) by Brant Hanna, 2000; 100.0 (29-29) by Curt Jones, 2002

Career (50 att.): 100.0 (69-69) by Rex Banks, 1984-86

Consecutive Extra Points Made

Game: 10 by Britt Barefoot vs. UAB, 2008; Ricky Palmer vs. Cal State-Fullerton, 1975

Season: 42 by Darren McCaleb, 2006

Career: 69 by Rex Banks, 1984-86

Most Points Kicking

Game: 15 by Darren McCaleb vs. East Carolina, 2005

Season: 107 by Darren McCaleb, 2005

Career: 345 by Darren McCaleb, 2003-06

Field Goals**Most Made**

Game: 4 by Darren McCaleb vs. Tulane, 2005;

by Darren McCaleb at East Carolina, 2005;

by Chris Seroka vs. Memphis, 1988;

by Rex Banks at Georgia, 1984

Season: 23 by Darren McCaleb, 2005

Career: 69 by Darren McCaleb, 2003-06

Most Attempts

Game: 6 by Ray Guy at Utah State, 1972;

by John Laird at Tenn.-Chattanooga, 1963

Season: 28 by Darren McCaleb, 2005

Career: 88 by Darren McCaleb, 2003-06

Highest Percentage Made

Season (15 att.): .842 by Darren McCaleb, 2004

Career (30 att.): .784 by Darren McCaleb, 2003-06

Longest Distance

Game: 61 by Ray Guy vs. Utah State, 1972

Defense**Total Tackles**

Game: 26 by T.J. Slaughter at Texas A&M, 1999

Season: 185 by Mike Denney, 1972

Career: 526 by Rod Davis, 2000-03

Unassisted Tackles

Game: 20 by Mike Denney vs. Memphis, 1972

Season: 122 by Rod Davis, 2002

Career: 360 by Rod Davis, 2000-03

Assisted Tackles

Game: 19 by William Kirksey vs. Louisiana-Lafayette, 1989; by Thad McDowell vs. Louisiana-Lafayette, 1989

Season: 77 by Corey Williams, 2009

Career: 217 by Clump Taylor, 1976-79

Quarterback Sacks

Game: 4 by Cedric Scott at Houston, 2000;

by Chris Jackson vs. Louisiana Tech, 1983

Season: 12.5 by Adalius Thomas, 1998

Career: 34.5 by Adalius Thomas, 1996-99

Tackles For Loss

Game: 7 (28 yards) by Roy Magee at Houston, 2000; (18 yards) by T.J. Slaughter at Texas A&M, 1999

Season: 23.5 (95 yards) by Rod Davis, 2002

Career: 60.5 (237 yards) by Rod Davis, 2000-03

Most Forced Fumbles

Game: 2 by nine players; most recently

by Cordarro Law vs. Tulsa, 2009

Season: 5 by Michael Boley, 2004; by Rod

Davis, 2003

Career: 9 by Michael Boley, 2001-04

Most Fumbles Recovered

Game: 2 by five players; most recently

by Caleb Hendrix at East Carolina, 2005

Season: 9 by Melvin Ratcliff, 1992

Career: 10 by Melvin Ratcliff, 1992-95;

Brandon Sumrall, 2004-2007

Longest Fumble Return

Touchdown Return: 64 by Adalius Thomas vs.

Northwestern Louisiana, 1999

Non-Touchdown Return: 62 by Antoine Cash vs.

East Carolina, 2004

Most Pass Breakups

Game: 5 by Greg Brooks vs. Louisiana-Lafayette,

2001; by Patrick Surtain vs. Nevada, 1997

Season: 18 by Greg Brooks, 2001
Career: 47 by Greg Brooks, 2000-03

Interceptions**Most Passes Intercepted**

Game: 4 by Larry Ussery at Louisiana Tech, 1967

Season: 8 by Ray Guy, 1972; by Billy Devrow,

1965; by Bubba Phillips, 1949

Career: 25 by Bubba Phillips, 1947-50

Most Pass Interception Yards

Game: 141 by Larry Ussery at Louisiana Tech,

1967

Season: 191 by Bubba Phillips, 1949

Career: 490 by Bubba Phillips, 1947-50

Most Touchdowns on Returns

Game: 2 by Larry Ussery at Louisiana Tech,

1967

Season: 3 by Leo Barnes, 2000; by Perry Carter,

1992

Career: 4 by Leo Barnes, 1997-00; by Perry

Carter, 1990-93

Longest Return

Game: 87 by Eddie Hicks at East Carolina, 2006

**Rod Davis**



Top Rushing Leaders

100-Yard Rushing Games

C/Yds	Name	Opponent	Date
43/304	Sam DeJarnette	Florida State	9/25/82
34/260	Damion Fletcher	UTEP	10/4/08
28/238	Vic Purvis	Memphis	9/25/65
21/222	Damion Fletcher	Louisiana-Lafayette	8/30/08
37/219	Derrick Nix	Nevada	11/21/98
34/211	Damion Fletcher	UTEP	11/17/07
30/206	Ben Garry	Louisiana Tech	11/13/76
19/203	Vic Purvis	Richmond	10/2/65
27/201	Derrick Nix	Illinois	9/7/02
21/196	Derrick Nix	Memphis	9/14/02
18/190	Tony Smith	Tulane	9/19/91
190	Tony Rouchon	Tampa	10/4/52
29/188	Harold Shaw	Memphis	11/22/97
27/188	Shelton Gandy	East Carolina	9/24/88
30/186	Chris Buckhalter	Tulane	9/3/94
6/186	Reggie Collier	Texas-Arlington	10/3/81
32/184	Derrick Nix	Memphis	11/14/98
16/184	Reggie Collier	Lamar	11/28/81
181	Bucky McElroy	Alabama	11/10/51
34/180	Shelton Gandy	Memphis	10/24/87
31/179	Sam DeJarnette	Louisiana-Lafayette	10/30/82
28/177	Damion Fletcher	NC State	9/16/06
40/176	Sam DeJarnette	Tulane	10/16/82
28/176	Ben Garry	Memphis	11/20/76
29/175	Sammy Winder	Memphis	10/17/81
28/172	Derrick Nix	Louisville	10/10/98
42/171	Derrick Nix	East Carolina	10/9/99
14/171	Shelton Gandy	Louisville	10/3/87
34/171	Sam DeJarnette	Louisiana-Monroe	9/4/82
27/169	Michael Welch	East Carolina	10/29/92
24/167	Derrick Nix	Tulane	9/6/99
29/167	Ricky Bradley	Mississippi State	10/15/88
36/167	Shelton Gandy	Tulane	9/19/87
29/167	Sammy Winder	Lamar	11/1/80
165	Bobby Posey	Northwestern (La.) State	11/1/52
164	Bucky McElroy	Memphis	9/27/52
27/163	Damion Fletcher	UAB	11/18/06
28/163	Derrick Nix	Army	10/17/98
162	Bucky McElroy	Louisiana-Lafayette	10/11/52
37/161	Cody Hull	Arkansas State	12/20/05
158	Hugh Laurin Pepper	Tampa	10/3/53
19/156	Damion Fletcher	Tennessee-Martin	9/1/07
29/156	Ben Garry	Weber State	9/13/75
18/155	Vic Purvis	Richmond	10/3/64
29/155	Damion Fletcher	Cincinnati	12/22/07
23/153	Vincent Alexander	Louisiana-Lafayette	10/29/83
30/152	Damion Fletcher	Marshall	10/21/07
152	Sam DeJarnette	Alabama	11/13/82
25/151	Damion Fletcher	Marshall	11/25/06
20/151	Larry Moulton	Idaho	10/3/69
18/150	Sam DeJarnette	Richmond	9/3/83
150	Reggie Collier	Florida State	11/14/81
150	Hugh Laurin Pepper	Tampa	10/4/52
24/149	Vincent Alexander	Louisiana-Monroe	9/6/86
26/146	Sammy Winder	Tulane	9/19/81
19/146	Bo Dickinson	Alabama	11/24/56
18/144	Tony Smith	Colorado State	8/21/91
17/144	John Sklopan	Trinity	11/25/61
20/143	Dawayne Woods	Tulane	10/14/00
19/143	Ben Garry	Virginia Tech	9/18/76
21/143	Doyle Orange	Mississippi State	10/14/72
11/143	Willie Gene Coats	Virginia Tech	11/15/58
23/142	Damion Fletcher	Rice	10/3/07
27/142	Harold Shaw	Cincinnati	11/1/97
19/142	Harmon Brannon	Louisiana-Lafayette	11/2/63
13/141	Howard McGee	Tulane	9/3/94
24/141	Vincent Alexander	Mississippi State	9/20/86
14/140	Robert Ducksworth	Louisiana Tech	9/7/85
26/140	Sammy Winder	North Texas State	10/31/81
22/140	Ben Garry	Texas-Arlington	11/5/77
32/139	Derrick Nix	East Carolina	11/30/02
32/139	Derrick Nix	Memphis	11/6/99
26/138	Michael Welch	Tulsa	10/3/92
18/138	Sammy Winder	Arkansas State	10/18/80
12/138	Tory Harrison	Memphis	11/5/06
20/137	Tory Harrison	UAB	11/1/08
137	Hugh Laurin Pepper	Tennessee-Chattanooga	10/25/52
26/136	Damion Fletcher	Houston	10/31/09
26/136	Damion Fletcher	Tulane	11/11/06
33/136	Sam DeJarnette	Louisiana Tech	11/20/82
25/136	Sammy Winder	East Carolina	9/27/80
136	Hugh Laurin Pepper	Memphis	9/27/52
24/135	Sam DeJarnette	Memphis	10/15/83
135	Hugh Laurin Pepper	Louisiana Tech	11/15/52
19/134	Damion Fletcher	UCF	10/28/07
27/133	Damion Fletcher	Arkansas State	11/24/07
22/132	Barry Boyd	Tulane	11/6/93
14/132	Vic Purvis	Arkansas State	10/26/63
21/131	Barry Boyd	Louisiana-Monroe	9/18/93
26/131	Ben Garry	Mississippi State	10/23/76
16/130	Anthony Harris	Louisiana-Lafayette	11/1/03
15/130	Randolph Brown	Memphis	10/12/85
130	Doyle Orange	Louisville	12/2/72
130	Bo Dickinson	Dayton	10/6/56
28/129	Larry Thomas	UAB	10/21/05
32/129	Derrick Nix	Houston	11/7/98
14/129	Tommy Boutwell	Louisiana Tech	11/23/67
129	Bubba Phillips	Stephen F. Austin	11/1/47
19/128	Anthony Floyd	North Texas State	10/6/79
29/127	Harold Shaw	Illinois	9/6/97
19/127	Eric Booth	Utah State	9/14/96
23/127	Ben Garry	Texas-Arlington	11/27/76
19/127	Ben Garry	Cincinnati	10/2/76
16/127	Billy Coleman	Tennessee-Chattanooga	10/6/62
127	Bubba Phillips	Oklahoma City	10/23/48
19/126	Damion Fletcher	Alcorn State	9/5/09
21/126	Derrick Nix	USF	10/12/02
19/126	Dawayne Woods	Penn State	11/3/01
17/126	Ben Garry	Troy State	9/3/77
24/126	Ben Garry	Arkansas State	11/19/77
25/125	Tony Smith	Tulsa	9/2/91
26/125	Vincent Alexander	Louisiana Tech	9/7/85
28/125	Shelton Gandy	Colorado State	11/9/85
25/125	Milo McCarthy	VMI	11/5/66
11/125	Sammy Broyles	West Texas State	10/25/58
125	Bucky McElroy	Stetson	11/27/52
125	Bucky McElroy	Southeastern Louisiana	10/20/51
20/124	Tony Smith	Louisiana-Lafayette	11/3/90
124	Larry Moulton	Louisiana-Lafayette	9/12/70
22/124	Milo McCarthy	Southeastern Louisiana	9/24/66
123	Doyle Orange	West Texas State	11/17/73
19/123	Harmon Brannon	The Citadel	11/23/63
10/122	Howard McGee	Louisiana-Lafayette	10/15/94
23/121	Damion Fletcher	East Carolina	11/15/08
8/121	Austin Davis	Memphis	10/25/08
27/121	Anthony Harris	Memphis	9/14/02
30/121	Vincent Alexander	Louisville	10/12/85
17/120	Damion Fletcher	Rice	10/18/08
22/120	Sammy Winder	Louisville	11/3/79
21/120	Tommy Boutwell	Southeastern Louisiana	9/21/68
120	Fred Smallwood	Tennessee-Chattanooga	10/30/54
120	Bubba Phillips	Southeastern Louisiana	11/18/48
28/119	Anthony Harris	East Carolina	11/29/03
13/119	Eric Booth	Houston	11/15/97
27/119	Ricky Bradley	East Carolina	11/14/87
18/119	Vincent Alexander	Mississippi State	9/21/85
119	Larry Moulton	Richmond	10/3/70
25/118	Larry Thomas	Marshall	11/8/05
21/118	Anthony Harris	Tulane	9/25/04
18/118	Ben Garry	Hawaii	10/15/77
28/117	Tony Smith	East Carolina	10/9/91
21/117	Vincent Alexander	Mississippi State	9/21/85
22/117	Sammy Winder	Lamar	11/28/81
16/117	David Hosemann	Tampa	11/23/74
117	Hugh Laurin Pepper	Stetson	11/27/52
17/116	Damion Fletcher	Southeastern Louisiana	9/9/06
27/116	Derrick Nix	East Carolina	10/24/98
22/116	Eric Booth	East Carolina	10/10/96
28/116	Chris Buckhalter	Cincinnati	10/9/95
23/116	Ben Garry	Bowling Green	9/20/75
23/116	Harmon Brannon	Memphis	10/10/64
26/115	Damion Fletcher	Virginia	9/19/09
22/115	Larry Thomas	McNeese State	9/17/05
19/115	Chris Buckhalter	Tulsa	10/29/94
15/115	Shelton Gandy	Mississippi State	9/20/86
20/115	Sam DeJarnette	Louisville	10/23/82
23/115	Ben Garry	Mississippi	9/24/77
15/115	Chuck Clancy	California St.-Fullerton	11/22/75
11/115	Dooney Lippincott	Louisiana Tech	11/14/64



Top Rushing Leaders

115	Hugh Laurin Pepper	Louisiana-Lafayette	10/11/52	23/106	Harold Shaw	East Carolina	10/11/97
115	Bubba Phillips	Stephen F. Austin	9/30/48	24/106	Tony Smith	Pittsburgh	8/7/91
21/114	V.J. Floyd	UAB	11/1/08	20/106	Sam Dejamette	Mississippi	10/1/83
25/114	Dawayne Woods	Cincinnati	11/18/00	12/106	Reggie Collier	Louisiana-Monroe	9/4/82
114	Bubba Phillips	Northwestern (La.) State	11/7/47	10/106	Buddy Supple	North Carolina State	11/8/58
21/113	Shelton Gandy	Mississippi State	10/17/87	106	Jimmy Mason	Southeastern Louisiana	10/17/53
113	Doyle Orange	Utah State	11/18/72	17/105	Ricky Bradley	Stephen F. Austin	9/3/88
13/113	Ollie Yates	Memphis	10/19/57	11/105	Reggie Collier	Louisville	10/23/82
19/112	Milo McCarthy	Richmond	10/29/66	10/105	Ricky Floyd	Lamar	11/28/81
27/111	Damion Fletcher	East Carolina	9/15/07	18/105	Larry Moulton	West Texas State	11/29/69
33/111	Anthony Harris	Tulane	11/15/03	13/105	Bo Dickinson	Southeastern Louisiana	10/12/57
23/111	Barry Boyd	Tulsa	11/20/93	14/104	Anthony Harris	North Texas	12/14/04
15/111	Vincent Alexander	Mississippi	10/20/84	8/104	Shelton Gandy	Tulane	11/23/85
13/111	Ben Garry	California St.-Fullerton	11/22/75	11/104	Reggie Collier	Mississippi	9/11/82
111	Hugh Laurin Pepper	Tennessee-Chattanooga	11/26/53	17/104	Carlos Montgomery	Brigham Young	11/29/75
20/110	Bubba Kirksey	Louisiana-Lafayette	8/30/08	104	Bucky McElroy	Tennessee-Chattanooga	11/26/53
24/110	Damion Fletcher	Tulsa	10/3/06	21/103	Damion Fletcher	UCF	9/12/09
29/110	Shelton Gandy	Louisville	10/1/88	26/103	Harold Shaw	Louisville	10/4/97
21/110	Reggie Collier	Mississippi	10/4/80	20/103	Curtis Dickey	Florida State	11/6/76
17/110	Ben Garry	Auburn	9/17/77	5/103	Glen Bynum	Louisiana Tech	9/17/66
110	Terrence Wells	Utah State	11/22/73	13/103	Vic Purvis	Louisiana-Lafayette	9/24/64
5/110	Buddy Supple	Tennessee-Chattanooga	11/27/58	12/103	J.C. Arban	Southeastern Louisiana	10/13/56
110	Bubba Phillips	Northwestern (La.) State	10/29/49	16/102	Anthony Harris	USF	10/25/03
23/109	Damion Fletcher	UCF	9/26/06	14/102	Roland Johnson	Louisville	9/29/90
13/109	Chris Buckhalter	Indiana	9/23/95	14/102	Sammy Winder	Florida State	11/14/81
13/109	Robert Ducksworth	Louisiana Tech	9/15/84	3/101	Tory Harrison	Virginia	9/19/09
18/109	Ben Garry	Alabama	10/9/76	24/101	Eric Booth	Memphis	10/19/96
5/109	John Sklopan	Richmond	9/22/62	24/101	Reginald Wamsley	Mississippi State	10/09/89
19/108	Damion Fletcher	SMU	10/13/07	15/101	Ricky Bradley	Louisiana-Lafayette	10/22/88
18/108	Eric Booth	Northern Illinois	8/31/95	21/101	Ben Garry	Florida State	11/6/76
31/108	Sam Dejamette	Mississippi State	10/9/82	34/101	Tony Rouchon	Stetson	11/27/52
18/108	Don Fuell	Louisiana Tech	11/12/60	14/100	Damion Fletcher	Memphis	10/25/08
108	Fred Smallwood	Southeastern Louisiana	10/16/54	27/100	James Walley	UAB	11/9/02
14/107	Dawayne Woods	Louisville	10/10/98	18/100	Derrick Nix	Northwestern (La.) State	9/11/99
16/107	Reggie Collier	Memphis	10/2/82	18/100	Tiko Beal	Mississippi	9/30/78
107	Bubba Phillips	McMurray	10/7/50	24/100	Johnny Johnson	Memphis	10/28/67
23/106	Dawayne Woods	East Carolina	11/23/01	100	Bucky McElroy	Tampa	10/4/52

Career 100-yard Games

25	Damion Fletcher
17	Ben Garry
14	Derrick Nix
11	Sam Dejamette
9	Sammy Winder and Shelton Gandy
8	Vincent Alexander and Hugh Laurin Pepper
7	Reggie Collier, Anthony Harris and Bubba Phillips
6	Tony Smith
5	Eric Booth, Bucky McElroy, Doyle Orange, Vic Purvis, Harold Shaw and Dawayne Woods
4	Ricky Bradley, Chris Buckhalter and Larry Moulton
3	Barry Boyd, Harmon Brannan, Bo Dickinson, Tory Harrison, Milo McCarthy and Larry Thomas
2	Tommy Boutwell, Robert Ducksworth, Howard McGee, Tony Rouchon, John Sklopan, Fred Smallwood, Buddy Supple and Michael Welch
1	J.C. Arban, Tiko Beal, Randolph Brown, Sammy Broyles, Glen Bynum, Charles Clancey, Billy Coleman, Willie Coats, Austin Davis, Curtis Dickie, V.J. Floyd, Don Fuell, David Hoseman, Cody Hull, Johnny Johnson, Roland Johnson, Bubba Kirksey, Dooney Lippincott, Jim Mason, Carlos Montgomery, Bob Posey, James Walley, Reginald Wamsley, Terrance Wells and Ollie Yates

Double 100-yard Games

Virginia/ Sept. 19, 2009	
Damion Fletcher.....	26/115
Tory Harrison.....	3/101
UAB/ Nov. 1, 2008	
Tory Harrison.....	20/137
V.J. Floyd.....	21/114
Memphis/ Oct. 25, 2008	
Austin Davis.....	8/121
Damion Fletcher.....	14/100
Louisiana-Lafayette/ Aug. 30, 2008	
Damion Fletcher.....	21/222
Bubba Kirksey.....	20/110
Memphis/ Sept. 14, 2002	
Derrick Nix.....	21/196
Anthony Harris.....	27/121
Louisville/ Oct. 10, 1998	
Derrick Nix.....	28/172
Dawayne Woods.....	14/107
Tulane/ Sept. 3, 1994	
Howard McGee.....	13/141
Chris Buckhalter.....	30/186
Mississippi State/ Sept. 20, 1986	
Vincent Alexander.....	24/141
Shelton Gandy.....	21/115
Louisville/ Oct. 12, 1985	
Randolph Brown.....	15/130
Vincent Alexander.....	30/121
Louisiana Tech/ Sept. 7, 1985	
Vincent Alexander.....	26/125
Robert Ducksworth.....	13/109
Louisville/ Oct. 23, 1982	
Sam Dejamette.....	20/115
Reggie Collier.....	11/105

Louisiana-Monroe/ Sept. 4, 1982

Sam Dejamette.....	34/171
Reggie Collier.....	12/106

Florida State/ Nov. 14, 1981

Reggie Collier.....	150
Sammy Winder.....	102

Florida State/ Nov. 6, 1976

Curtis Dickey.....	20/103
Ben Garry.....	34/101

Cal St.-Fullerton/ Nov. 22, 1975

Chuck Clancy.....	15/115
Ben Garry.....	13/111

Tennessee-Chattanooga/ Nov. 26, 1953

Hugh Laurin Pepper.....	111
Bucky McElroy.....	104

Louisiana-Lafayette/ Oct. 11, 1952

Bucky McElroy.....	162
Hugh Laurin Pepper.....	137

Memphis/ Sept. 27, 1952

Bucky McElroy.....	164
Hugh Laurin Pepper.....	136

Triple 100-yard Games

Lamar/ Nov. 28, 1981

Reggie Collier.....	16/184
Sammy Winder.....	22/117
Ricky Floyd.....	10/105

Stetson/ Nov. 27, 1952

Bucky McElroy.....	125
Hugh Laurin Pepper.....	117
Tony Rouchon.....	101

Tampa/ Oct. 4, 1952

Tony Rouchon.....	190
Hugh Laurin Pepper.....	150
Bucky McElroy.....	100



Top Passing Games

Over 200-yard Passing Games

C/A/Yds	Name	Opponent	Date
32/61/461	Austin Davis	Rice	10/18/08
23/31/400	Jeff Kelly	Tulane	11/17/01
22/36/398	Lee Roberts	Houston	11/9/96
26/46/346	Lee Roberts	Nevada	9/20/97
24/41/345	Brett Favre	Memphis	10/28/89
22/37/344	Lee Roberts	Nevada	11/21/98
19/28/340	Lee Roberts	Louisiana-Lafayette	9/26/98
20/34/334	Martevious Young	Houston	10/31/09
28/42/331	Austin Davis	Kansas	9/26/09
23/34/324	Dustin Almond	East Carolina	10/1/05
23/30/310	Stephen Reaves	Marshall	10/21/07
27/49/308	Austin Davis	Marshall	9/20/08
17/37/304	Dustin Almond	California	12/4/04
21/42/303	Brett Favre	Texas A&M	9/30/89
20/32/301	Brett Favre	East Carolina	9/24/88
18/32/300	Jeff Kelly	Louisville	11/4/00
18/41/300	Brett Favre	Alabama	11/18/89
23/30/298	Brett Favre	Louisiana-Lafayette	10/22/88
23/45/295	Dustin Almond	Houston	11/13/05
21/39/295	Brett Favre	Louisiana-Lafayette	11/28/87
13/16/291	Jeff Bower	Texas-Arlington	10/20/73
27/38/289	Lee Roberts	Penn State	9/25/98
18/31/288	Heath Graham	Louisiana State	11/12/94
35/26/286	Brett Favre	East Carolina	11/25/89
21/39/283	Dustin Almond	Memphis	11/19/05
21/39/282	Brett Favre	Florida State	9/2/89
17/34/281	Lee Roberts	Alabama	10/31/98
23/37/277	Dustin Almond	UCF	10/15/05
22/35/277	Jeff Kelly	Oklahoma State	9/1/01
23/38/277	Rick Donegan	Trinity	11/28/70
12/21/276	Martevious Young	Tulsa	11/21/09
20/34/276	Austin Davis	Troy	12/21/08
18/30/276	Dustin Almond	Tulane	11/26/05
20/32/276	Jeff Kelly	Houston	10/27/01
23/41/276	Heath Graham	Louisville	10/7/95
20/32/275	Brett Favre	Louisville	10/1/88
13/23/273	Micky D'Angelo	Jackson State	8/31/02
18/34/271	Martevious Young	Middle Tennessee	12/20/09
16/26/271	Lee Roberts	Memphis	11/14/98
24/48/271	Heath Graham	East Carolina	10/25/95
33/50/268	Austin Davis	Auburn	9/6/08
23/45/268	Jeff Kelly	Nebraska	9/18/99
20/31/267	Heath Graham	Alabama	10/8/94
21/37/264	Austin Davis	UTEP	10/4/08
20/44/262	Martevious Young	East Carolina	11/28/09
25/34/261	Jeff Kelly	UAB	11/11/00
24/39/258	Dustin Almond	USF	10/12/02
18/31/258	Rick Donegan	Louisiana Tech	11/13/71
20/37/257	Jeff Kelly	Oklahoma State	9/23/00
19/36/254	Jeremy Young	Tennessee	9/8/07
23/35/254	Lee Roberts	Tennessee	11/8/97
23/31/253	Austin Davis	UCF	9/12/09
17/32/253	Dustin Almond	Arkansas State	12/20/05
26/47/252	Jeff Kelly	Penn State	11/3/01
13/22/250	Lee Roberts	Army	10/17/98
23/43/248	Tommy Waters	Florida	11/7/92
18/33/247	Dustin Almond	UAB	10/21/05
16/30/247	Dustin Almond	North Texas	12/14/04
13/19/247	Jeff Kelly	Tulane	9/6/99
17/29/243	Jeff Kelly	Louisiana-Lafayette	9/22/01
15/30/241	Heath Graham	East Carolina	10/1/94
19/36/241	Brett Favre	Memphis	10/29/88
14/30/240	Andrew Anderson	East Carolina	11/1/86
14/26/240	Reggie Collier	Mississippi	9/11/82
18/30/239	Austin Davis	East Carolina	11/15/08

23/36/239	Jeff Kelly	Alabama	11/29/01
16/38/239	Jeff Kelly	East Carolina	11/24/00
18/28/237	Jeremy Young	East Carolina	9/15/07
17/26/237	Dustin Almond	Houston	11/8/03
12/17/237	Jeff Kelly	Cincinnati	10/23/99
13/25/235	Lee Roberts	Louisville	10/4/97
24/32/234	Austin Davis	UAB	10/1/09
19/34/234	Buddy Palazzo	VMI	11/6/71
22/30/232	Jeff Kelly	Tennessee	9/2/00
23/38/232	Tommy Waters	Pittsburgh	9/7/91
12/20/232	Brett Favre	East Carolina	11/14/87
24/44/231	Stephen Reaves	Rice	10/3/07
11/16/231	Dustin Almond	Tulane	11/15/03
13/18/231	Lee Roberts	Memphis	10/19/96
22/30/229	Martevious Young	Louisville	10/10/09
15/29/229	Lee Roberts	Tulane	10/25/97
14/16/229	Lee Roberts	East Carolina	10/10/96
17/35/228	Micky D'Angelo	Louisville	11/14/02
14/23/227	Dustin Almond	TCU	11/20/03
11/18/227	Jeff Kelly	Memphis	11/6/99
10/21/227	Andrew Anderson	Auburn	9/14/85
21/40/226	Lee Roberts	Alabama	9/27/97
15/20/225	Bobby Holmes	Louisville	11/25/50
17/28/224	Dustin Almond	Marshall	11/8/05
20/37/224	Jeff Kelly	TCU	12/7/01
15/24/224	Jeff Kelly	Tulane	10/14/00
16/29/224	Brett Favre	Louisville	10/14/89
18/31/219	Austin Davis	Arkansas State	9/13/08
20/43/218	Kevin Bentley	Georgia	10/9/93
19/25/217	Austin Davis	Alcorn State	9/5/09
18/28/217	Lee Roberts	Memphis	11/22/97
15/28/216	Brett Favre	Tulane	10/7/89
12/28/213	Jeff Kelly	Louisville	10/16/01
16/29/213	Buddy Palazzo	Memphis	12/2/72
15/26/212	Austin Davis	SMU	11/29/08
22/30/212	Jeff Kelly	Tennessee	9/2/00
25/43/212	Brett Favre	Auburn	11/5/88
22/38/211	Micky D'Angelo	Tulane	11/23/02
9/15/209	Robert Ducksworth	Mississippi	10/1/83
11/24/208	Dustin Almond	East Carolina	11/29/03
12/22/208	Micky D'Angelo	East Carolina	11/30/02
18/36/208	Buddy Palazzo	Mississippi State	10/21/72
12/14/207	Jeff Kelly	Louisiana-Lafayette	11/13/99
24/42/207	Brett Favre	Auburn	11/10/90
19/38/207	Andrew Anderson	Colorado State	11/9/85
14/21/206	Austin Davis	Louisiana-Lafayette	8/30/08
18/26/206	Stephen Reaves	SMU	10/13/07
10/22/205	Jeremy Young	UTEP	11/17/07
10/13/205	Lee Roberts	Louisville	10/10/98
21/37/204	Jeff Kelly	Memphis	10/6/01
17/37/202	Dustin Almond	Memphis	11/12/04
14/25/202	Reggie Collier	Alabama	10/10/81
17/32/201	Jeff Kelly	Houston	10/28/00
14/27/200	Dustin Almond	USF	10/2/04

Career 200-yard Games

22	Jeff Kelly
17	Dustin Almond
16	Lee Roberts
15	Brett Favre
13	Austin Davis
5	Heath Graham, Martevious Young
4	Micky D'Angelo
3	Andrew Anderson, Buddy Palazzo, Stephen Reaves and Jeremy Young
2	Reggie Collier, Rick Donegan, Tommy Waters
1	Kevin Bentley, Jeff Bower, Robert Ducksworth



Top Passing Games

300-yard Total Offense Games

PI/Yds	Name	Opponent	Date
71/445	Austin Davis	Rice	10/18/08
33/415	Jeff Kelly	Tulane	11/17/01
44/404	Martevious Young	Houston	10/31/09
26/376	Jeff Bower	Texas-Arlington	10/20/73
43/361	Brett Favre	Memphis	10/28/89
53/357	Austin Davis	Kansas	9/26/09
58/353	Austin Davis	Marshall	9/20/08
22/352	Lee Roberts	Houston	11/9/96
40/346	Lee Roberts	Nevada	11/21/98
28/340	Lee Roberts	Louisiana-Lafayette	9/26/98
32/335	Martevious Young	Tulsa	11/21/09
46/334	Lee Roberts	Nevada	9/20/97
29/327	Brett Favre	East Carolina	9/24/88
41/326	Vic Purvis	Richmond	10/2/65
52/313	Austin Davis	Troy	12/21/08
35/312	Vic Purvis	Memphis	9/25/65
48/307	Austin Davis	Memphis	10/25/08
39/307	Jeff Kelly	Houston	10/22/01
43/304	Sam DeJarnette	Florida State	9/25/82
45/302	Jeremy Young	Tennessee	9/8/07
43/302	Brett Favre	Louisiana-Lafayette	11/28/87
31/301	Stephen Reaves	Marshall	10/21/07
41/300	Brett Favre	Alabama	11/18/89
37/300	Brett Favre	Louisiana-Lafayette	10/22/88

Career 300-yard Games

5	Austin Davis, Brett Favre
4	Lee Roberts
2	Vic Purvis, Jeff Kelly
1	Jeff Bower, Sam DeJarnette, Stephen Reaves, Martevious Young and Jeremy Young

100-yard Receiving Games

C/Yds	Name	Opponent	Date
10/260	Kendrick Lee	Houston	11/9/96
12/221	DeAndre Brown	Rice	10/18/08
12/203	Todd Pinkston	Nevada	11/21/98
7/192	Sherrod Gideon	Alabama	10/31/98
8/186	Gerald Baptiste	Houston	10/31/09
9/179	Sherrod Gideon	Nevada	9/20/97
13/176	Sherrod Gideon	Penn State	9/5/98
6/173	Cliff Coggin	Louisiana Tech	11/12/49
11/163	Todd Pinkston	Nebraska	9/18/99
7/156	Torris Magee	Marshall	10/21/07
7/151	Shawn Mills	Tulane	10/14/00
8/151	Ivan Rosamond	Louisiana Tech	11/18/50
4/149	Eddie Tate	Texas-Arlington	10/20/73
7/148	Darryl Tillman	East Carolina	9/24/88
5/146	Louis Lipps	Mississippi	9/11/82
7/145	DeAndre Brown	East Carolina	11/28/09
3/144	Marvin Harvey	Hawaii	10/15/77
7/143	Louis Lipps	Tulane	10/15/83
8/141	Chris Johnson	Louisville	11/14/02
5/141	Sherrod Gideon	Memphis	10/25/97
7/140	Sherrod Gideon	Army	10/17/98
6/140	Sherrod Gideon	Tulane	11/27/97
4/140	Eugene Rowell	Alabama	11/18/89
6/137	Alfred Williams	Louisville	10/1/88
8/136	Steve Broussard	Louisiana Tech	11/13/71
3/135	DeAndre Brown	Tulsa	11/21/09
7/135	Lyneal Alston	East Carolina	11/1/86
5/134	Louis Lipps	Mississippi	10/1/83
5/134	Todd Pinkston	Louisiana-Lafayette	11/6/99

6/133	Eddie Tate	Texas-Arlington	10/12/74
7/132	Sherrod Gideon	Alabama	9/27/97
8/127	Chris Johnson	Tennessee	9/8/07
7/126	Sherrod Gideon	Louisiana-Lafayette	9/26/98
5/125	Todd Pinkston	Northwestern (La.) State	9/11/99
8/124	DeAndre Brown	East Carolina	11/15/08
8/123	Greg Reed	Florida	11/7/92
5/123	Darryl Tillman	Louisiana-Lafayette	11/28/87
5/122	Sherrod Gideon	Louisville	10/4/97
6/121	Shawn Nelson	Arkansas State	12/20/05
6/121	Ron Baham	Texas A&M	9/30/89
7/121	Fred Brock	Louisville	10/7/95
12/118	Shawn Nelson	Auburn	9/6/08
5/118	Antwon Courington	East Carolina	10/1/05
4/117	Gerald Baptiste	Middle Tennessee	12/20/09
8/117	Fred Brock	East Carolina	10/28/95
7/116	Danny Haley	Memphis	10/28/67
7/116	Eugene Rowell	Memphis	10/28/89
8/115	Chris Johnson	UCF	10/15/05
5/113	Shawn Nelson	Tulane	11/26/05
7/112	Antwon Courington	TCU	11/20/04
8/110	DeAndre Brown	Memphis	10/25/08
8/110	DeAndre Brown	UTEP	10/4/08
7/110	Shawn Nelson	Arkansas State	9/13/08
7/110	Todd Pinkston	Memphis	11/14/98
5/109	LeRoy Handy	Jackson State	8/31/02
5/109	Todd Pinkston	Louisiana-Lafayette	9/26/98
7/108	Quentin Pierce	UAB	10/1/09
4/107	Sherrod Gideon	Memphis	11/14/98
4/107	Chris McGee	East Carolina	11/14/87
4/107	Andrew Mott	Louisville	10/12/85
4/104	Daron Lawrence	East Carolina	11/29/03
5/104	Marvin Young	USF	10/25/03
7/103	Josh Barnes	Houston	11/13/05
5/103	Chris Johnson	East Carolina	11/30/02
4/101	Marvin Young	Louisiana Lafayette	11/1/03
4/101	Anthony Perine	California	12/4/04
5/101	LeRoy Handy	Penn State	11/3/01
5/101	LeRoy Handy	Louisiana-Lafayette	7/22/01
8/100	Sherrod Gideon	Cincinnati	11/2/96
5/100	LeRoy Handy	Tulane	11/17/01

Career 100-yard Games

11	Sherrod Gideon
6	DeAndre Brown, Todd Pinkston
4	LeRoy Handy, Shawn Nelson
3	Louis Lipps
2	Gerald Baptiste, Fred Brock, Antwon Courington, Chris Johnson (2001-02), Chris Johnson (2004-07), Eugene Powell, Eddie Tate, Darryl Tillman and Marvin Young
1	Lyneal Alston, Ron Baham, Josh Barnes, Steve Broussard, Cliff Coggin, Danny Haley, Marvin Harvey, DaRon Lawrence, Torris Magee, and Kendrick Lee Kendrick Lee, Chris McGee, Shawn Mills, Andrew Mott, Anthony Perine, Quentin Pierce, Greg Reed, Ivan R. Rosamond and Alfred Williams





The Last Time

Southern Miss Individual

Rushed for 100 or More Yards: 136 yards on 26 carries by Damion Fletcher vs. Houston, 10/31/09

Rushed for 200 or More Yards: 260 Yards on 34 carries by Damion Fletcher vs. UTEP, 10/4/08

Rushed for 300 or More Yards: 304 Yards by Sam DeJarnette on 43 carries against Florida State, 9/25/82

Rushed 50 or More Yards for a Touchdown: Tory Harrison scored on a 57-yard touchdown against Virginia, 9/19/09

Two Runners With 100 or More Yards: Damion Fletcher rushed for 115 Yards on 26 carries, and Tory Harrison rushed for 101 Yards on 3 carries against Virginia, 9/19/09

Three Rushing Touchdowns: Austin Davis rushed for five touchdowns and Tory Harrison rushed for three touchdowns against UAB, 11/1/08

Four Rushing Touchdowns: Austin Davis rushed for five touchdowns against UAB, 11/1/08

Five Rushing Touchdowns: Austin Davis rushed for five touchdowns against UAB, 11/1/08

20 Pass Completions: 20 by Martevius Young vs. East Carolina, 11/28/09

Passed for 300 or More Yards: Martevius Young had 334 yards on 20-of-34 passing at Houston, 10/31/09

Completed a Pass of 50 Yards or More for a Touchdown: Martevius Young completed a 95-yard pass to DeAndre Brown vs. Tulsa, 11/21/09

Completed a Pass 75 Yards or More for a Touchdown: Martevius Young completed a 95-yard pass to DeAndre Brown vs. Tulsa, 11/21/09

Caught 10 or More Passes: DeAndre Brown caught 12 passes for 221 Yards at Rice, 10/18/08

Caught Passes for 100 Yards or More: Gerald Baptiste caught four passes for 117 yards vs. Middle Tennessee, 12/20/09

Caught Passes for 200 Yards or More: DeAndre Brown caught 12 passes for 221 yards at Rice, 10/18/08

Two Receivers with 100 or More Yards: Todd Pinkston caught four passes for 107 yards, and Sherrod Gideon caught seven passes for 110 yards against Memphis, 11/14/98

Two Receivers with Two Receiving Touchdowns: Antwon Courington and Chris Johnson both had two touchdowns against UCF, 10/15/05

Caught Three Touchdown Passes: Gerald Baptiste had three touchdowns against Houston, 10/31/09

Returned a Punt for a Touchdown: Tracy Lampley returned a punt 50 yards vs. Memphis, 10/17/09

Returned a Kickoff for a Touchdown: Tracy Lampley returned a kickoff 93 yards vs. Marshall, 11/14/09

Returned a Blocked Punt for a Touchdown: 0 yards by Michael McGee vs. Marshall, 11/25/06

Returned a Blocked Field Goal for a Touchdown: Andre Watson returned a blocked field goal 77 yards for a touchdown vs. Tulane 10/24/09

Returned an Interception for a Touchdown: Brandon Sumrall returned an interception 82 yards vs. Memphis, 11/10/07

Two Interceptions in a Game: Justin Wilson finished with two interceptions vs. Marshall, 11/14/09

Returned a fumble for a Touchdown: Ronnie Thornton returned a fumble 50 yards at Tulane, 11/11/06

Scored a Defensive Extra Point: 85 yards by Rod Davis at Alabama, 11/29/01

Miscellaneous

Scored Four or More Touchdowns: Austin Davis scored five touchdowns vs. UAB, 11/1/08

Punt of More Than 50 Yards: Peter Boehme had a punt of 51 yards vs. Middle Tennessee, 12/20/09

Kicked a 50 or More Yard Field Goal: Britt Barefoot kicked a 51-yard field goal vs. Tennessee, 9/8/07

Had a Safety: Robert Henderson sacked Joseph Webb in the end zone against UAB, 11/18/06

Blocked a Field Goal: Jamie Collins blocked Alan Gendreau's 31-yard field goal vs. Middle Tennessee, 12/20/09

Blocked a Punt: Johdrick Morris vs. UTEP, 10/4/08

Blocked an Extra Point: Rod Davis at Alabama, 11/29/01

Team

Rushed for 300 or More Yards: 398 vs. Alcorn State, 9/5/09

Rushed for 400 or More Yards: 463 vs. UAB, 11/1/08

Passed for 300 or More Yards: 360 at Houston, 10/31/09

Passed for 400 or More Yards: 461 at Rice, 10/18/08

Total Offense Surpassed 400 Yards: 429 vs. East Carolina, 11/28/09

Total Offense Surpassed 500 Yards: 608 vs. Houston, 10/31/09

Scored 50 or More Points: 52 vs. Alcorn State, 9/5/09

Shut out an Opponent: 52-0 vs. Alcorn State, 9/5/09

Held an Opponent Under 50 Yards Rushing: 26 at Marshall, 11/14/09

Held an Opponent Under 100 Yards Rushing: 26 vs. Marshall, 11/14/09

Held an Opponent Under 50 Yards Passing: 23 by UAB, 10/1/09

Held an Opponent Under 100 Yards Passing: 23 by UAB, 10/1/09

Held an Opponent Under 100 Yards of Total Offense: 85 by Tulane, 11/11/06

Opponent Individual

Rushed for 100 or More Yards: 201 by Dwight Dasher of Middle Tennessee, 12/20/09

Rushed for 200 or More Yards: 201 by Dwight Dasher of Middle Tennessee, 12/20/09

Rushed for 50 or More Yards for a Touchdown: 55 by G.J. Kinne of Tulsa, 11/21/09

Scored on Pass play of 50 or More Yards: 55 by Tim Monroe of Houston, 10/31/09

Five Rushing Touchdowns: 5 by Antowain Smith of Houston, 11/9/96

20 Pass Completions: 25 by Pat Pinkney of East Carolina, 11/28/09

30 Pass Completions: 32 by G.J. Kinne of Tulsa, 11/21/09

Passed for 300 or More Yards: 396 by G.J. Kinne of Tulsa, 11/21/09

Passed for 400 or More Yards: 559 by Case Keenum of Houston, 10/31/09

Completed a Pass of 50 or More Yards for a Touchdown: 55 by Case Keenum of Houston, 10/31/09

Completed a Pass of 75 or More Yards for a Touchdown: 92 by Adam Froman of Louisville, 10/10/09

Caught 10 or More Passes: 17 by Demaris Johnson of Tulsa, 11/21/09

Caught Passes for 100 Yards or More: 196 yards by Damaris Johnson and 142 yards by Charles Clay of Tulsa, 11/21/09

Returned a Punt for a Touchdown: Eugene Wilson of Illinois returned a punt 70 yards, 9/7/02

Returned a Kickoff for a Touchdown: Chris Johnson of East Carolina returned a kickoff 96 yards, 10/28/06

Recovered a Blocked Punt for a Touchdown: James Bethra of California returned a blocked punt 20 yards for a touchdown, 8/30/03

Returned an Interception for a Touchdown: Hiram Atwater of UAB returned an interception 40 yards, 10/1/09

Two Interceptions: DeAngelo Smith of Cincinnati finished with three interceptions, 12/22/07

Three Interceptions: DeAngelo Smith of Cincinnati finished with three interceptions, 12/22/07

Returned a Fumble for a Touchdown: Jorrick Calvin of Troy returned a fumble 17 yards, 12/21/08

Miscellaneous

Scored Five or More Touchdowns: 6 by Antowain Smith of Houston, 11/9/96

Kick a Field Goal 50 Yards or More: 51 yards by Josh Zahn of UAB, 10/1/09

Three or More Field Goals: Ben Hartman of East Carolina kicked three field goals, 11/28/09

Blocked a Field Goal: ECU's Van Eskridge blocked Daniel Hrapmann's 24-yard field goal attempt, 11/28/09

Blocked a Punt: Marshall's Ashton Hall, 10/21/07

Blocked an Extra Point: East Carolina's C.J. Wilson blocked Daniel Hrapmann's extra point, 11/28/09

Scored a Defensive Extra Point: C.J. Wilson of East Carolina returned a blocked extra point try, 11/28/09

Team

Held USM To Less Than 100 Yards of Total Offense: 54 at Alabama, 9/12/92

Recorded a Shutout: Utah recorded a 17-0 shutout, 12/31/03

Rushed for 300 Yards or more: 323 yards by California, 12/4/04

Rushed for 400 Yards or more: 404 Yards by Florida State, 10/10/87

Held USM to Fewer Than 100 Yards Rushing: 37 yards at Auburn, 9/6/08

Passed for 400 or More Yards: 559 by Houston, 10/31/09

Gained Over 500 Yards of Total Offense: 589 by Tulsa, 11/21/09

Passed for over 500 Yards: 559 yards by Houston, 10/31/09

Gained Over 600 Yards of Total Offense: 750 by Houston, 10/31/09

Scored 50 or More Points: 50 by Houston, 10/31/09


Had a Score by Safety: Tennessee recovers ball after a sack resulted into a fumble in the end zone, 9/8/07

Eric Pruitt





Player Superlatives



Vic Purvis

Game

Rushing Yards

Sam DeJarnette vs. Florida State/1982	304
Damion Fletcher vs. UTEP/2008	260
Vic Purvis vs. Memphis/1965	238
Damion Fletcher vs. Louisiana-Lafayette/2008	222
Derrick Nix at Nevada/1998	219

Rushing Attempts

Sam DeJarnette vs. Florida State/1982	43
Derrick Nix at East Carolina/1999	42
Sam DeJarnette vs. Tulane/1982	40
Cody Hull vs. Arkansas State/2005	37
Derrick Nix at Nevada/1998	37

Longest Touchdown Run

Bo Dickinson at Dayton/1956	87
Bubba Phillips vs. Northwestern (La.) State/1947	87
Reggie Collier vs. Texas-Arlington/1981	84
Hugh Laurin Pepper vs. Louisiana Tech/1952	84
Tony Smith vs. Tulane/1991	81

Non-Touchdown Run

Lindy Stewart at Louisiana-Lafayette/1951	82
Larry Thomas vs. Cincinnati/2004	79
Don Fuell vs. Hardin-Simmons/1961	78

Rushing Touchdowns

Austin Davis vs. UAB/2008	5
Chris Windsor vs. Louisiana-Lafayette/1996	4
Shelton Gandy vs. Mississippi State/1986	4
Doyle Orange vs. Texas-Arlington/1972	4

Longest Touchdown Pass from Scrimmage

Austin Davis to DeAndre Brown vs. East Carolina/2008	97
--	----

Martevious Young to DeAndre Brown vs. Tulsa/2009

Stephen Reaves to Torris Magee at Marshall/2007	85
Andrew Anderson to Andrew Mott at Louisville/1985	83
Buddy Palazzo to Willie Heidelberg vs Richmond/1971	81
Lee Roberts to Sherrod Gideon at Alabama/1998	81

Passing Yardage

Austin Davis at Rice/2008	461
Jeff Kelly vs. Tulane/2001	400
Lee Roberts at Houston/1996	398
Lee Roberts vs. Nevada/1997	346
Brett Favre at Memphis/1989	345

Passing Attempts

Austin Davis at Rice/2008	61
Austin Davis at Auburn/2008	50
Austin Davis vs. Marshall/2008	49
Tommy Boutwell vs. Richmond/1969	49
Tommy Boutwell at San Diego State/1968	49

Passing Completions

Austin Davis at Auburn/2008	33
Austin Davis at Rice/2008	32
Austin Davis at Kansas/2009	28
Austin Davis vs. Marshall/2008	27
Lee Roberts at Penn State/1998	27

Touchdown Passes

Dustin Almond vs. UCF/2005	5
Lee Roberts vs. Louisiana-Lafayette/1998	5
Martevious Young at Houston/2009	4
Austin Davis at Rice/2008	4
Jeff Kelly vs. Houston/2001	4
Jeff Kelly vs. Tulane/1999	4
Lee Roberts at Tulane/1998	4
Bobby Holmes vs. Northwestern (La.) State/1949	4
Vernon Wells at Oklahoma City/1948	4

Total Offense

Austin Davis at Rice/2008	71/445
Jeff Kelly vs. Tulane/2001	24/415
Martevious Young at Houston/2009	44/404
Jeff Bower at Texas-Arlington/1973	45/376
Brett Favre at Memphis/1989	43/361

Pass Receptions

Sherrod Gideon at Penn State/1998	13
DeAndre Brown at Rice/2008	12
Shawn Nelson at Auburn/2008	12
Todd Pinkston at Nevada/1998	12
Todd Pinkston at Nebraska/1999	11

Receiving Yardage

Kendrick Lee at Houston/1996	260
DeAndre Brown at Rice/2008	221
Todd Pinkston at Nevada/1998	203
Sherrod Gideon at Alabama/1998	192
Gerald Baptiste at Houston/2009	186

Receiving Touchdowns

DeAndre Brown at Rice/2008	4
Gerald Baptiste at Houston/2009	3
Todd Pinkston vs. Louisiana-Lafayette/1999	3

Sherrod Gideon vs. Louisiana-Lafayette/1998	3
Sherrod Gideon at Memphis/1997	3
Kendrick Lee at Houston/1996	3

All-Purpose Yardage

Sam DeJarnette vs. Florida State/1982	335
Sam DeJarnette at Tulane/1982	312
Tony Smith at Louisville/1991	265
Damion Fletcher vs. UTEP/2008	260
Bubba Phillips at Oklahoma City/1948	255

Punt Attempts

Dickie Dunaway at Ole Miss/1966	13
Luke Johnson at NC State/2005	11
Eric Estes at Alabama/1992	11
Scott Bryant at Auburn/1988	11
15 tied; most recently by Mark Haulman vs. Illinois/2002	10

Punting Yardage

Dickie Dunaway at Ole Miss/1966	524
Luke Johnson at NC State/2005	474
Eric Estes at Alabama/1992	474
Scott Bryant at Florida State/1988	445
Mark Haulman vs. Illinois/2002	441

Longest Punts


Ray Guy at Ole Miss/1972	93
Jamie Purser at Nevada/1998	78
Luke Johnson vs. USF/2003	76
Eric Estes vs. Tulsa/1992	76
Jamie Purser vs. Houston/1997	68
Britt Barefoot vs. Ohio/2007	68

Field Goals

Darren McCaleb vs. Tulane/2005	4
Darren McCaleb at East Carolina/2005	4
Chris Seroka vs. Memphis/1988	4
Rex Banks at Georgia/1984	4
Many tied, most recently by Justin Estes at Louisville, 10/10/09	3

Longest Field Goals

Ray Guy at Utah State/1972	61
----------------------------	----



Sam DeJarnette



Player Superlatives

Chris Seroka vs. Louisiana-Monroe/1987	55
Chris Seroka vs. Tulane/1987	54
Six tied; most recently by Chris Pierce at LSU/1994	52

Extra Points

Britt Barefoot vs. UAB/2008	10
Rick Palmer vs. Cal State-Fullerton/1975	10
Brant Hanna at Tulane/2000	8
Tim Hardaway vs. Louisville/1998	8
Chris Seroka at Louisville/1987	8
Justin Estes at UTEP/2007	8

Points Kicking


Darren McCaleb vs. East Carolina/2005	15
Darren McCaleb vs. Tulane/2005	14
Darren McCaleb vs. UCF/2005	14
Chris Seroka vs. Memphis/1988	14
Justin Estes at UAB/2007	13
Darren McCaleb at NC State/2006	13
Darren McCaleb at UAB/2005	13
Tim Hardaway vs. Louisiana-Lafayette/1998	13
Tim Hardaway at Army/1998	13

Punt Returns

Brandon Sumrall at UAB/2007	7
Andrew Mott at Alabama/1985	7
Andrew Mott at Memphis/1985	7
Andrew Mott at Tulane/1984	7
Andrew Mott vs. Louisiana Tech/1984	7
Louis Lipps at Alabama/1983	7
Ricky Floyd vs. Louisiana-Lafayette/1981	7
Johnny Dragg vs. VMI/1971	7

Longest Punt Returns

Bobby Holmes at Alabama/1949	95
------------------------------	----



Eric Booth

James Henry vs. Louisiana-Monroe/1987	89
Marvin Young vs. Memphis/2003	87
Perry Carter vs. East Carolina/1991	86
Bobby Holmes at Alabama/1949	82
Jimmy Havard vs. North Carolina State/1961	82

Punt Return Yardage

Bobby Holmes at Alabama/1949	177
James Henry vs. Mississippi State/1988	136
Marvin Young vs. Memphis/2003	124
Jasper Faulk vs. East Carolina/2006	115
Marvin Young at Houston/2003	112

Kickoff Returns

Chuck Clancy at Brigham Young/1976	8
Chuck Cook at Bowling Green/1979	7
Freddie Parham at East Carolina/2009	6
Freddie Parham at UAB/2009	6
Eric Booth at Tennessee/1997	6
Sherrod Gideon at Houston/1996	6
Darryl Tillman vs. Florida State/1987	6
Andrew Mott at Florida State/1986	6

Kickoff Return Yardage

Tracy Lampley at Marshall/2009	211
Eric Booth at Tennessee/1997	200
Sherrod Gideon at Houston/1996	158
Tory Harrison at Tennessee/2007	156
John Eubanks at Cincinnati/2003	152

Longest Kickoff Return

Bubba Phillips vs. Southeastern Louisiana/1948	103
Freddie Parham vs. Virginia/2009	100
Herman Nall at Mississippi State/1964	100
Sam Dejanette at Tulane/1982	99
Eric Booth at Tennessee/1997	96
Vincent Alexander at Alabama/1983	96

Longest Fumble Return

Adalius Thomas vs. Northwestern (La.) State/1999	64
Roy Magee vs. Louisville/2000	55
LaVance Richmond at Tulane/2006	50
Ronnie Thornton vs. Tulsa/2009	42
Roy Magee at Tulane/2000	38

Interceptions

Larry Ussery at Louisiana Tech/1967	4
Eric Pruitt at Army/2002	3
Labarion Rankins at East Carolina/1992	3
David Odom at Louisville/1979	3
George Sekul vs. Houston/1957	3

Interception Return Yardage

Larry Ussery at Louisiana Tech/1967	141
Kerry Valrie at Alabama/1990	97
Eddie Hicks vs. East Carolina/2006	87
Brandon Sumrall vs. Memphis/2007	82
John Eubanks at East Carolina/2003	80

Longest Interception Return

Eddie Hicks vs. East Carolina/2006	87
Bill Martin at Memphis/1955	84
Brandon Sumrall vs. Memphis/2007	82
John Eubanks at East Carolina/2003	80
Billy Coleman vs. Texas-Arlington/1961	76

Unassisted Tackles

Mike Denney vs. Memphis/1972	20
T.J. Slaughter at Texas A&M/1999	19
Rod Davis at USF/2002	16
Rod Davis vs. TCU/2003	16



Mike Denney (55)

Gerald McRath at Rice/2008	14
Gerald McRath vs. Arkansas State/2007	14
Kevis Coley vs. Memphis/2005	14
Rod Davis at Cincinnati/2003	14

Assisted Tackles

William Kirksey vs. Louisiana-Lafayette/1989	19
Thad McDowell vs. Louisiana-Lafayette/1989	19
Leo Barnes at Texas A&M/1999	15
George Hill vs. Louisville/1988	15
Onesimus Henry vs. East Carolina/1987	15
Onesimus Henry vs. Jackson State/1987	15

Total Tackles

T.J. Slaughter at Texas A&M/1999	26
Rod Davis at Cincinnati/2003	22
Gerald McRath vs. UCF/2007	21
Leo Barnes at Texas A&M/1999	21
William Kirksey vs. Louisiana-Lafayette/1989	21
Thad McDowell vs. Louisiana-Lafayette/1989	21

Quarterback Sacks

Cedric Scott at Houston/2000	4
Chris Jackson vs. Louisiana Tech/1983	4
Tom Johnson vs. UCF/2005	3
Michael Boley at East Carolina/2003	3
Roy Magee at Houston/2000	3
Jeffrey Posey at Tulane/1996	3
Michael Tobias vs. Pittsburgh/1993	3
Rod Reed at Tulane/1988	3
Chris Jackson at Mississippi/1983	3

Tackle for Loss

Roy Magee at Houston/2000	7
T.J. Slaughter at Texas A&M/1999	7
Michael Boley vs. East Carolina/2004	5
Cedric Walthaw at Indiana/1995	5



Player Superlatives

Rod Davis vs. Louisville/2002 4.5

Pass Breakups

Greg Brooks vs. Louisiana-Lafayette/2001	5
Patrick Surtain vs. Nevada/1997	5
Jasper Faulk vs. Memphis/2006	4
Raymond Walls at Louisville/1999	4
Melvin Ratcliff at Utah State/1995	4
James Cooper at Tulane/1984	4
Eddie Ray Walker at Memphis/1982	4
Carl Allen at Florida State/1976	4

Forced Fumbles

Cordarro Law vs. Tulsa/2009	2
Brandon Sumrall vs. Southeastern Louisiana/2006	2
Robert Henderson at East Carolina/2005	2
Michael Boley at Nebraska/2004	2
Eric Pruitt at Alabama/2002	2
Chad Williams at Houston/2000	2
Jamaal Alexander at Louisville/1996	2
Jeffrey Posey at Louisville/1996	2
Bobby Smithart vs. Mississippi State/1976	2


Fumble Recoveries

Caleb Hendrix at East Carolina/2005	2
Darrell Bennett at Nebraska/2004	2
Terrell Paul vs. East Carolina/2001	2
Marchant Kenney vs. Samford/1994	2
Reggie Odom vs. Mississippi State/1976	2

Season

Rushing Yards

	C/Yds
Damion Fletcher/2007	295/1,586
Sam Dejanette/1982	311/1,545



Reggie Collier

Damion Fletcher/2006	276/1,388
Damion Fletcher/2008	219/1,313
Ben Garry/1976	236/1,236

Rushing Attempts

Sam Dejanette/1982	311
Damion Fletcher/2007	295
Damion Fletcher/2006	276
Derrick Nix/1999	255
Harold Shaw/1997	245

Yards per Carry (min. 100 att.)

Hugh Laurin Pepper/1952	8.3
Reggie Collier/1981	6.6
Damion Fletcher/2008	6.0
Bucky McElroy/1952	6.0
Derrick Nix/2002	5.5

Rushing Touchdowns

Sammy Winder/1980	20
Harold Shaw/1997	16
Damion Fletcher/2007	14
Sam Dejanette/1982	14
Reggie Collier/1982	12
Reggie Collier/1981	12
Sammy Winder/1981	12
Ricky Floyd/1979	12
Doyle Orange/1971	12

Passing Yards

Austin Davis/2008	3,128
Dustin Almond/2005	2,860
Lee Roberts/1998	2,680
Jeff Kelly/2001	2,613
Brett Favre/1989	2,588

Passing Completions

Austin Davis/2008	261
Dustin Almond/2005	216
Jeff Kelly/2001	214
Brett Favre/1989	206
Jeff Kelly/2000	198

Passing Attempts

Austin Davis/2008	454
Dustin Almond/2005	394
Brett Favre/1989	381
Jeff Kelly/2001	362
Lee Roberts/1997	350

Touchdown Passes

Lee Roberts/1998	24
Austin Davis/2008	23
Dustin Almond/2005	23
Jeff Kelly/1999	21
Martevious Young/2009	16
Lee Roberts/1997	16
Brett Favre/1988	16

Passing Efficiency (min. 150 comp.)

Lee Roberts/1998	143.79
Jeff Kelly/1999	143.66
Brett Favre/1988	129.02
Dustin Almond/2005	128.97
Austin Davis/2008	128.56

Total Offense

	Pl/Yards (TDRF)
Austin Davis/2008	609/3,636 (32)
Dustin Almond/2005	430/2,763 (25)
Jeff Kelly/2001	457/2,645 (18)
Brett Favre/1989	424/2,563 (14)



Derrick Nix

Lee Roberts/1998 360/2,532 (24)

Pass Receptions

DeAndre Brown/2008	67
Sherrod Gideon/1998	66
LeRoy Handy/2001	59
Shawn Mills/2000	55
Sherrod Gideon/1997	54

Receiving Yardage

	Yds/C
Sherrod Gideon/1998	1,186/66
DeAndre Brown/2008	1,117/67
Cliff Coggin/1949	1,087/53
Sherrod Gideon/1997	1,008/54
Todd Pinkston/1999	977/48

Yards Per Reception (min. 30 rec.)

Cliff Coggin/1949	20.5
Todd Pinkston/1999	20.4
Kendrick Lee/1996	20.3
Louis Lipps/1983	19.0
Sherrod Gideon/1997	18.7

Receiving Touchdowns

Sherrod Gideon/1998	13
DeAndre Brown/2008	12
Todd Pinkston/1999	11
DeAndre Brown/2009	9
Sherrod Gideon/1997	9
Bill Mikel/1969	9
Cliff Coggin/1949	9



Player Superlatives

All-Purpose Yardage

Sam DeJarnette/1982	1,982
Damion Fletcher/2007	1,860
Damion Fletcher/2008	1,559
Damion Fletcher/2006	1,530
Tony Smith/1991	1,481
Tony Smith/1990	1,481

Most Punts

Mike Wright/1976	82
Mark Haulman/2002	80
Luke Johnson/2003	79
Dickie Dunaway/1966	78
Mark Haulman/2000	76

Highest Punting Average (min. 50 punts)

Ray Guy/1972	46.2
Ray Guy/1970	45.3
Luke Johnson/2005	44.9
Ray Guy/1971	42.9
Mike Wright/1976	42.8

Punt Return Yardage

	R/Yds
James Henry/1987	41/556
Andrew Mott/1985	44/465
Louis Lipps/1983	40/462
Marvin Young/2003	33/450
Andrew Mott/1984	35/347
Sherrod Gideon/1997	33/347



James Henry

Punt Return Average (min. 20 att.)

Tracy Lampley/2009	14.5
Shawn Mills/1999	14.5
Kenneth Johnson/2000	13.9
Marvin Young/2003	13.6
James Henry/1987	13.6

Kickoff Returns

Freddie Parham/2009	38
Tory Harrison/2007	38
Willie Tullios/1977	34
Andrew Mott/1986	33
Arnold Thomas/1969	31

Kickoff Return Average (min. 20 att.)

Eric Booth/1997	34.8
John Eubanks/2004	29.4
Freddie Parham/2009	25.3
Darryl Tillman/1987	25.0
Barry Boyd/1993	24.5

Scoring Excluding Kickers

Sammy Winder/1980	120
Harold Shaw/1997	96
Sam DeJarnette/1982	90
Hugh Laurin Pepper/1952	84
Sherrod Gideon/1998	82

Kick Scoring

Darren McCaleb/2005	107
Damion Fletcher/2007	92
Darren McCaleb/2006	90
Steve Clark/1982	82
Darren McCaleb/2004	75
Chris Seroka/1988	75

Touchdowns Responsible For

Austin Davis/2008	32
Dustin Almond/2005	25
Lee Roberts/1998	24
Jeff Kelly/1999	22
Jeff Kelly/2000	19

Field Goals Made

Darren McCaleb/2005	23
Steve Clark/1982	17
Darren McCaleb/2006	16
Darren McCaleb/2004	16
Rex Banks/1984	16
Steve Clark/1983	16

Extra Points Made


Darren McCaleb/2006	42
Justin Estes/2007	39
Britt Barefoot/2008	38
Darren McCaleb/2005	38
Tim Hardaway/1998	34
Webb Farrish/1951	34

Interceptions

Ray Guy/1972	8
Billy Devrow/1965	8
Bubba Phillips/1949	8
Steve Fore/1967	7
Bubba Phillips/1948	7
Frank Spruiell/1948	7

Unassisted Tackles

Rod Davis/2002	122
Ron Cheatham/1974	119
Mike Dennerly/1972	116



Adalius Thomas

Rod Davis/2003	111
Marchant Kenney/1996	106

Assisted Tackles

Korey Williams/2009	77
Bud Brown/1983	73
Ronnie Thornton/2009	70
Kevis Coley/2005	69
Mike Dennerly/1972	69

Total Tackles

Mike Dennerly/1972	185
Ron Cheatham/1974	177
Rod Davis/2002	168
Rod Davis/2003	164
Michael Boley/2003	151

Quarterback Sacks

Adalius Thomas/1998	12.5
Cedric Scott/2000	12
Michael Boley/2003	11
Rod Davis/2002	10.5
Chris Jackson/1983	10

Tackles For Loss

Rod Davis/2002	23.5
Michael Boley/2003	22.5
T.J. Slaughter/1999	22
Michael Boley/2004	20
Rod Davis/2003	20
Adalius Thomas/1998	20



Player Superlatives

Pass Breakups

Greg Brooks/2001	18
Patrick Surtain/1997	15
Greg Brooks/2002	14
Leo Barnes/2000	14
Jamaal Alexander/1996	14
Collins Hess/1986	14

Forced Fumbles

Michael Boley/2004	5
Rod Davis/2003	5
Chad Williams/2000	4
Mark Carmichael/1982	4
Many Tied	3


Fumbles Recovered

Melvin Ratcliff/1992	9
Kevis Coley/2005	4
Willie B. Moore/1983	4
George Tillman/1982	4
Many Tied	3

Career

Rushing Yards

Damion Fletcher/2006-09	5,302
Ben Garry/1974-77	3,595
Derrick Nix/1998-2000, 2002	3,584
Sammy Winder/1978-81	3,114



Lee Roberts

Sam Dejanette/1982-84	2,908
-----------------------	-------

Rushing Attempts

Damion Fletcher/2006-09	1,009
Derrick Nix/1998-2000, 2002	768
Sammy Winder/1978-81	736
Ben Garry/1974-77	723
Sam Dejanette/1982-84	617

Rushing Touchdowns

Damion Fletcher/2006-09	44
Sammy Winder/1978-81	39
Harold Shaw/1994-97	32
Derrick Nix/1998-2000, 2002	30
Ben Garry/1974-77	30

Passing Yards

	Yds/C/A
Brett Favre/1987-90	7,695/613/1,169
Dustin Almond/2002-05	7,342/538/1,052
Jeff Kelly/1998-01	7,095/571/975
Lee Roberts/1995-98	6,289/473/832
Austin Davis/2008-09	4,293/369/610

Touchdown Passes

Lee Roberts/1995-98	52
Brett Favre/1987-90	52
Dustin Almond/2002-05	51
Jeff Kelly/1998-01	51
Austin Davis/2008-09	33

Passing Efficiency (min. 250 comp.)

Lee Roberts/1995-98	134.50
Austin Davis/2008-09	134.18
Jeff Kelly/1998-01	130.39
Dustin Almond/2002-05	120.44
Brett Favre/1987-90	117.21

Completion Percentage (min. 250 comp.)

Austin Davis/2008	.605
Jeff Kelly/1998-01	.580
Lee Roberts/1995-98	.568
Jeff Bower/1973-75	.549
Jeremy Young/2004-07	.543

Interception Avoidance (min. 250 comp.)

Austin Davis/2008-09	.0164
Reggie Collier/1979-82	.0261
Dustin Almond/2002-05	.0266
Jeremy Young/2004-07	.0286
Lee Roberts/1995-98	.0324

Total Offense

	Pl/Yds
Brett Favre/1987-90	1,363/7,606
Dustin Almond/2002-05	1,314/7,602
Jeff Kelly/1998-01	1,270/7,113
Lee Roberts/1995-98	946/5,777
Reggie Collier/1979-82	1,020/5,966

Receptions

Sherrod Gideon/1996-99	193
Shawn Nelson/2005-08	157
Todd Pinkston/1996-99	149
LeRoy Handy/1999-02	138
Marvin Young/2001-04	115
DeAndre Brown/2008-09	114

Receiving Yards

Sherrod Gideon/1996-99	3,214
Todd Pinkston/1996-99	2,366
Shawn Nelson/2005-08	2,054



Greg Brooks

DeAndre Brown/2008-09	1,902
LeRoy Handy/1999-02	1,890

Touchdown Receptions

Sherrod Gideon/1996-99	30
Todd Pinkston/1996-99	22
DeAndre Brown/2008-09	21
Marvin Young/2001-04	17
Shawn Nelson/2005-08	16

Yards Per Reception (min. 50 catches)

Cliff Coggin/1948-49	21.4
Lyneal Alston/1983-86	19.7
Marvin Harvey/1977-80	17.4
Darryl Tillman/1986-89	16.9
DeAndre Brown/2008-09	16.7
Sherrod Gideon/1996-99	16.7

All-Purpose Yards

Damion Fletcher/2006-09	6,253
Bubba Phillips/1947-50	4,968
Ben Garry/1974-77	4,071
Derrick Nix/1998-2000, 2002	3,993
Sherrod Gideon/1996-99	3,884

Most Punts

Billy Knighten/1985-86	253
Scott Bryant/1988-91	251
Mike Wright/1976-78	237
Bruce Thompson/1979-82	237
Mark Haulman/1999-02	223

Highest Punt Average (min. 70 kicks)

Ray Guy/1970-72	44.7
Luke Johnson/2002-05	42.7
Mark Haulman/1999-02	41.7
Jamie Purser/1996-99	41.3



Player Superlatives

Mike Wright/1976-78	41.1
Dickie Dunaway/1965-67	41.1

Punt Returns

Andrew Mott/1983-86	117
Ricky Floyd/1978-81	109
Louis Lipps/1980-83	78
Tony Smith/1989-91	74
Marvin Young/2001-04	69

Punt Return Average (min. 25 att.)

Kendrick Lee/1995-96	15.4
Bubba Phillips/1947-50	14.2
James Henry/1987-88	13.5
Steve Fore/1967-68	12.9
Marvin Young/2001-04	12.7

Kickoff Returns

John Eubanks/2002-05	88
Darryl Tillman/1986-89	71
Freddie Parham/2008-09	66
Tory Harrison/2006-09	55
Andrew Mott/1983-86	54

Kickoff Return Average (min. 25 att.)


Eric Booth/1996-97	32.4
Chris Buckhalter/1993-95	27.1
Johnny Johnson/1966-68	26.6
John Eubanks/2002-05	26.4
Freddie Parham/2008-09	24.0

Scoring Excluding Kickers

Damion Fletcher/2006-09	278
Sammy Winder/1978-81	234
Bubba Phillips/1947-50	216
Harold Shaw/1994-97	206
Derrick Nix/1998-00, 2002	192
Dawayne Woods/1998-01	192
Bucky McElroy/1951-53	192

Kick Scoring

Darren McCaleb/2003-06	345
------------------------	-----



Darren McCaleb

Steve Clark/1981-83	212
Brant Hanna/1998-01	191
Rex Banks/1983-86	180
Justin Estes/2007-09	163

Touchdowns Responsible For

Dustin Almond/2002-05	64
Jeff Kelly/1998-01	60
Brett Favre/1987-90	53
Lee Roberts/1995-98	52
Damion Fletcher/2006-09	45

Field Goals

Darren McCaleb/2003-06	69
Steve Clark/1981-83	41
Rex Banks/1983-86	37
Brant Hanna/1998-01	33
Justin Estes/2007-09	29

Field Goals Attempted

Darren McCaleb/2003-06	88
Rex Banks/1983-86	63
Steve Clark/1981-83	60
Ray Guy/1970-72	59
Brant Hanna/1998-01	52

Extra Points

Darren McCaleb/2003-06	138
Brant Hanna/1998-01	92
Steve Clark/1981-83	89
Justin Estes/2007-09	76
Rex Banks/1983-86	69

Extra Points Attempted

Darren McCaleb/2003-06	144
Brant Hanna/1998-01	96
Steve Clark/1981-83	93
Justin Estes/2007-09	83
Tim Hardaway/1997-98	70

Interceptions

Bubba Phillips/1947-50	Int/Yds	25/490
Ray Guy/1970-72		18/257
Patrick Surtain/1994-97		16/212
Billy Devrow/1964-66		15/116
Kerry Valrie/1987-90		14/257

Interception Touchdowns

Leo Barnes/1997-00	4
Perry Carter/1991-93	4
Larry Ussery/1966-68	3
10 Tied	2

Unassisted Tackles


Rod Davis/2000-03	360
Clump Taylor/1976-79	293
Marchant Kenney/1994-97	280
Onesimus Henry/1984-87	273
Mike Dennerly/1971-73	268

Assisted Tackles

Clump Taylor/1976-79	217
Sidney Coleman/1984-87	195
Eugene Harmon/1992-95	184
Gerald McRath/2005-08	172
Tim Smith/1983-86	168

Total Tackles

Rod Davis/2000-03	526
Clump Taylor/1976-79	510
Onesimus Henry/1984-87	438



Leo Barnes

Sidney Coleman/1984-87	438
Mike Dennerly/1971-73	431

Quarterback Sacks

Adalius Thomas/1996-99	34.5
Michael Boley/2001-04	28
Cedric Scott/1997-00	26
Terrell Paul/2000-03	20
Bobby Hamilton/1990-93	19

Tackles For Loss

Rod Davis/2000-03	60.5/237
Adalius Thomas/1996-99	56/347
Michael Boley/2001-04	56/228
T.J. Slaughter/1995-99	54/151
Cedric Scott/1997-00	47/190

Pass Breakups

Greg Brooks/2000-03	47
Patrick Surtain/1994-97	31
Etric Pruitt/2000-03	29
C.J. Bailey/2007-09	26
Simmie Carter/1987-90	24

Forced Fumbles

Brandon Sumrall/2004-07	9
Michael Boley/2001-04	9
Chad Williams/1998-01	8
Rod Davis/2000-03	7
Cordarro Law/2008-09	6
Gerald McRath/2005-08	6
Royal Bell/1996-98	6

Fumble Recoveries

Melvin Ratcliff/1992-95	10
Rod Davis/2000-03	9
Kerry Valrie/1987-90	8
Michael Boley/2001-04	6
Etric Pruitt/2000-03	6
Tim Smith/1983-86	6
George Tillman/1979-82	6



Seasonal Leaders

Rushing

Year	Name	No.	Yards	Avg.
2009	Damion Fletcher	219	1,015	4.6
2008	Damion Fletcher	219	1,313	6.0
2007	Damion Fletcher	295	1,586	5.4
2006	Damion Fletcher	276	1,388	5.0
2005	Larry Thomas	167	647	3.9
2004	Anthony Harris	175	714	4.1
2003	Anthony Harris	158	671	4.2
2002	Derrick Nix	219	1,194	5.5
2001	Dawayne Woods	140	594	4.2
2000	Dawayne Woods	146	631	4.3
1999	Derrick Nix	255	1,054	4.1
1998	Derrick Nix	226	1,180	5.2
1997	Harold Shaw	245	1,045	4.3
1996	Eric Booth	160	699	4.4
1995	Chris Buckhalter	160	664	4.2
1994	Chris Buckhalter	182	814	4.5
1993	Barry Boyd	176	805	4.6
1992	Michael Welch	200	759	3.8
1991	Tony Smith	194	998	5.1
1990	Tony Smith	158	657	4.2
1989	Rickey Bradley	129	496	3.8
1988	Rickey Bradley	144	665	4.6
1987	Shelton Gandy	225	1,025	4.6
1986	Vincent Alexander	160	688	4.3
1985	Vincent Alexander	188	837	4.5
1984	Vincent Alexander	105	572	5.4
1983	Sam DeJarnette	178	795	4.5
1982	Sam DeJarnette	311	1,545	5.0
1981	Sammy Winder	228	1,029	4.5
1980	Sammy Winder	237	996	4.2
1979	Sammy Winder	173	749	4.3
1978	Tiko Beal	179	698	3.9
1977	Ben Garry	219	1,134	5.2
1976	Ben Garry	236	1,236	5.2
1975	Ben Garry	178	846	4.8
1974	David Hosemann	79	413	5.2
1973	Doyle Orange	109	539	4.9
1972	Doyle Orange	221	905	4.1
1971	Doyle Orange	146	505	3.5
1970	Larry Moulton	164	685	4.2
1969	Larry Moulton	157	604	3.8
1968	Johnny Johnson	144	663	4.6
1967	Johnny Johnson	117	422	3.6
1966	Milo McCarthy	164	685	4.2
1965	Vic Purvis	144	663	4.6
1964	Vic Purvis	117	422	3.6
1963	Harmon Brannon	108	583	5.4
1962	John Sklopan	80	511	6.4
1961	Don Fuell	104	417	4.1
1960	Don Fuell	69	385	5.5
1959	Buddy Supple	100	413	4.1
1958	Buddy Supple	87	551	6.3
1957	Bo Dickinson	73	461	4.9
1956	Bo Dickinson	93	670	7.2
1955	Eddie Cardenas	59	321	5.4
1954	Fred Smallwood	88	579	6.5
1953	Hugh Laurin Pepper	83	677	8.2
1952	Hugh Laurin Pepper	144	1,227	8.2
1951	Bucky McElroy	155	854	5.5
1950	Bubba Phillips	92	545	5.9
1949	Bubba Phillips	63	492	7.9
1948	Bubba Phillips	79	831	10.5
1947	Bubba Phillips	78	659	8.4

Passing

Year	Name	Att.-Comp.-Int.	Yards	TD
2009	Martevious Young	230-132-3	1,861	16
2008	Austin Davis	454-261-8	3,128	23
2007	Jeremy Young	224-120-8	1,464	11
2006	Jeremy Young	281-161-2	1,769	12
2005	Dustin Almond	394-216-12	2,860	23
2004	Dustin Almond	269-138-6	1,848	12

2003	Dustin Almond	251-121-7	1,877	13
2002	Micky D'Angelo	232-122-8	1,647	7
2001	Jeff Kelly	362-214-11	2,613	15
2000	Jeff Kelly	341-198-10	2,381	15
1999	Jeff Kelly	260-153-11	2,062	21
1998	Lee Roberts	325-185-11	2,680	24
1997	Lee Roberts	350-194-9	2,248	16
1996	Lee Roberts	142-86-7	1,296	12
1995	Heath Graham	329-161-18	1,816	15
1994	Heath Graham	208-121-15	1,603	7
1993	Kevin Bentley	192-77-6	911	6
1992	Tommy Waters	212-110-7	1,159	6
1991	Tommy Waters	250-135-8	1,606	6
1990	Brett Favre	275-150-6	1,572	7
1989	Brett Favre	381-206-10	2,588	14
1988	Brett Favre	319-178-5	2,271	16
1987	Brett Favre	194-79-13	1,264	15
1986	Andrew Anderson	164-87-8	1,137	5
1985	Andrew Anderson	174-84-11	1,319	10
1984	Robert Ducksworth	126-56-10	745	2
1983	Robert Ducksworth	141-71-8	1,201	7
1982	Reggie Collier	219-98-7	1,265	3
1981	Reggie Collier	139-81-4	1,004	6
1980	Reggie Collier	199-97-3	1,268	7
1979	Dane McDaniel	114-54-8	806	3
1978	Dane McDaniel	82-45-3	528	7
1976	Ken Alderman	141-71-7	800	2
1975	Jeff Bower	145-75-12	905	2
1974	Jeff Bower	162-87-6	1,189	9
1973	Jeff Bower	199-116-10	1,495	9
1972	Buddy Palazzo	291-160-16	1,888	8
1971	Rick Donegan	204-99-9	1,121	1
1970	Rick Donegan	311-165-15	1,593	8
1969	Rick Donegan	177-94-17	1,093	6
1968	Tommy Boutwell	285-151-15	1,583	8
1967	Tommy Boutwell	104-55-5	510	2
1966	Mike McClellan	77-36-3	525	6
1965	Vic Purvis	109-33-8	465	2
1964	Vic Purvis	114-55-10	802	5
1963	Vic Purvis	94-41-3	460	1
1962	Bobby Coleman	98-46-6	848	9
1961	Don Fuell	101-56-7	678	1
1960	Don Fuell	80-42-5	652	3
1959	Don Fuell	41-21-4	356	2
1958	George Sekul	61-28-4	592	6
1957	George Sekul	58-21-3	478	4
1956	Bobby Hughes	102-50-6	825	7
1955	George Herring	68-31-6	457	6
1954	George Herring	88-33-7	498	3
1953	Jim Davenport	79-35-4	503	4
1952	Billy Jarrell	71-36-8	653	14
1951	Tom LeGros	125-46-8	698	8
1950	Bobby Holmes	90-52-7	660	2
1949	Bobby Holmes	99-56-10	903	8
1948	Vernon Wells	76-27-9	464	9
1947	Vernon Wells	54-18-3	208	4

Total Offense

Year	Name	Plays	Yards	TD
2009	Martevious Young	302	2,155	17
2008	Austin Davis	609	3,636	32
2007	Jeremy Young	325	1,813	15
2006	Jeremy Young	362	1,993	16
2005	Dustin Almond	430	2,763	25
2004	Dustin Almond	327	1,909	17
2003	Dustin Almond	343	2,033	16
2002	Micky D'Angelo	293	1,626	7
2001	Jeff Kelly	457	2,645	18
2000	Jeff Kelly	489	2,435	19
1999	Jeff Kelly	310	1,863	22
1998	Lee Roberts	360	2,532	24
1997	Lee Roberts	386	2,056	16
1996	Lee Roberts	182	1,140	12
1995	Heath Graham	372	1,730	15
1994	Heath Graham	238	1,479	8

1993	Kevin Bentley	239	850	6
1992	Tommy Waters	254	1,093	6
1991	Tommy Waters	302	1,412	7
1990	Brett Favre	317	1,671	7
1989	Brett Favre	424	2,563	14
1988	Brett Favre	370	2,256	16
1987	Brett Favre	251	1,433	16
1986	Andrew Anderson	262	1,258	8
1985	Andrew Anderson	262	1,317	15
1984	Robert Ducksworth	255	1,173	5
1983	Robert Ducksworth	275	1,490	11
1982	Reggie Collier	369	2,068	15
1981	Reggie Collier	292	2,009	18
1980	Reggie Collier	326	1,732	9
1979	Dane McDaniel	204	840	5
1978	Tiko Beal	179	698	4
1977	Ben Garry	226	1,165	10
1976	Ben Garry	236	1,236	8
1975	Jeff Bower	247	1,086	8
1974	Jeff Bower	303	1,279	10
1973	Jeff Bower	336	1,706	13
1972	Buddy Palazzo	396	1,913	8
1971	Rick Donegan	245	1,120	2
1970	Rick Donegan	385	1,582	9
1969	Rick Donegan	205	1,022	7
1968	Tommy Boutwell	420	1,914	16
1967	Tommy Boutwell	207	780	6
1966	Milo McCarthy	164	685	8
1965	Vic Purvis	353	1,128	8
1964	Vic Purvis	231	1,224	8
1963	Vic Purvis	207	870	2
1962	Billy Coleman	191	1,211	14
1961	Don Fuell	205	1,095	10
1960	Don Fuell	149	1,037	8
1959	Don Fuell	87	534	4
1958	George Sekul	123	833	10
1957	George Sekul	107	567	8
1956	Bobby Hughes	149	815	10
1955	George Herring	132	727	10
1954	Fred Smallwood	88	579	8
1953	Hugh Laurin Pepper	83	677	10
1952	Hugh Laurin Pepper	145	1,191	12
1951	Bucky McElroy	161	902	7
1950	Bobby Holmes	157	627	4
1949	Bobby Holmes	89	1,096	10
1948	Bubba Phillips	89	908	10
1947	Bubba Phillips	79	703	5

Pass Receiving

Year	Name	No.	Yards	TD
2009	DeAndre Brown	47	785	9
2008	DeAndre Brown	67	1,117	12
2007	Torris Magee	44	632	3
2006	Shawn Nelson	36	506	3
2005	Shawn Nelson	35	540	5
2004	Antwon Courington	47	659	5
2003	Marvin Young	42	703	7
2002	Chris Johnson	50	673	3
2001	LeRoy Handy	59	823	3
2000	Shawn Mills	55	713	5
1999	Todd Pinkston	48	977	11
1998	Sherrod Gideon	66	1,186	13
1997	Sherrod Gideon	54	1,008	9
1996	Kendrick Lee	33	669	7
1995	Fred Brock	42	624	6
1994	Mark Montgomery	42	523	1
1993	Fred Brock	20	309	2
1993	Myreon McKinney	20	153	1
1992	Greg Reed	36	526	3
1991	Greg Reed	23	434	2
1990	Michael Jackson	25	358	2
1989	Darryl Tillman	30	468	2
1988	Alfred Williams	39	601	3
1987	Darryl Tillman	25	548	4



Seasonal Leaders

1986	Lyneal Alston	22	463	3
1985	Robert Ray Stallings	20	259	1
1984	Lyneal Alston	18	256	2
1983	Louis Lipps	42	800	5
1982	Louis Lipps	38	468	2
1981	Raymond Powell	20	254	1
1980	Marvin Harvey	28	359	3
1979	Marvin Harvey	18	292	3
	Larry Taylor	18	325	0
	Chuck Brown	18	258	0
1978	Chuck Brown	27	357	3
1977	John Cannon	19	295	0
1976	John Cannon	19	258	0
1975	Greg Pieper	29	446	1
1974	John Sawyer	26	390	3
1973	Harvey McGee	28	359	1
1972	Doug Parker	41	534	0
1971	Steve Broussard	26	463	3
1970	Billy Mikel	26	299	1
1969	Billy Mikel	47	774	9
1968	Danny Haley	40	504	1
1967	Danny Haley	23	278	1
1966	Clyde Dowd	17	329	3
1965	Robert Brown	17	262	3
1964	Bill Gorney	14	246	2
1963	Robert Brown	12	102	2
1962	Billy Lyons	16	272	4
1961	Charley Dedwyler	30	276	2
1960	Tommy Morrow	15	246	2
1959	Andin McLeod	12	164	2
1958	Bob Yench	11	230	2
1957	J.C. Arban	6	124	2
1956	Jerry Taylor	17	284	5
1954	Leonard Williams	13	190	3
1954	Hub Waters	13	220	2
1955	Ted Trenton	9	101	0
1953	Hub Waters	21	350	3
1952	Bob McKellar	22	379	5
1951	Bob McKellar	23	385	2
1950	Ivan Rosamond	20	309	1
1949	Cliff Coggin	53	1,087	9
1948	Cliff Coggin	19	455	6
1947	Hindu Reynolds	12	230	1

Scoring

Year	Name	TD	PAT	FG	2-Pt	Pts
2009	Tory Harrison	10	0-0	0	0	60
2008	DeAndre Brown	12	0-0	0	0	72
2007	Damion Fletcher	15	0-0	0	1	92
2006	Darren McCaleb	0	42-42	16	0	90
2005	Darren McCaleb	0	38-39	23	0	107
2004	Darren McCaleb	0	27-31	16	0	75
2003	Darren McCaleb	0	31-32	14	0	73
2002	Curt Jones	0	29-29	15	0	74
2001	Dawayne Woods	12	0-0	0	0	72
2000	Brant Hanna	0	32-32	12	0	68
1999	Todd Pinkston	11	0-0	0	0	66
1998	Sherrod Gideon	13	0-0	0	2	82
1997	Harold Shaw	16	0-0	0	0	96
1996	Johnny Lomoro	0	32-36	9	0	59
1995	Chris Pierce	0	26-30	14	0	68
1994	Chris Pierce	0	22-26	9	0	49
1993	Johnny Lomoro	0	23-25	11	0	56
1992	Lance Nations	0	20-20	14	0	62
1991	Michael Welch	9	0-0	0	0	54
1990	Jim Taylor	0	18-18	15	0	63
1989	Rickey Bradley	11	0-0	0	0	66
1988	Chris Seroka	0	33-25	14	0	75
1987	Chris Seroka	0	31-32	9	0	58
1986	Shelton Gandy	10	0-0	0	0	60
1985	Rex Banks	0	27-27	13	0	66
1984	Rex Banks	0	18-18	16	0	66
1983	Steve Clark	0	15-26	16	0	73
1982	Sam DeJarnette	15	0-0	0	0	90

1981	Sammy Winder	12	0-0	0	0	72
1981	Reggie Collier	12	0-0	0	0	72
1980	Sammy Winder	20	0-0	0	0	120
1979	Ricky Floyd	13	0-0	0	0	78
1978	Randy Boyette	0	23-25	6	0	41
1977	Ben Garry	10	0-0	0	0	60
1976	Ben Garry	8	0-0	0	0	48
1975	Ben Garry	10	0-0	0	0	60
1974	Eddie Tate	4	0-0	0	0	24
1973	Ricky Palmer	1	23-25	6	0	47
1972	Doyle Orange	9	0-0	0	0	54
1971	Doyle Orange	12	0-0	0	0	72
1970	Larry Moulton	10	0-0	0	0	60
1969	Billy Mikel	9	0-0	0	0	54
1968	Tommy Boutwell	8	0-0	0	2	52
1967	Johnny Johnson	4	0-0	0	1	26
1966	Milo McCarthy	8	0-0	0	0	48
1965	Vic Purvis	6	0-0	0	0	36
1964	John Laird	0	15-15	6	0	33
1963	Rabbit Brown	5	0-0	0	0	30
1962	Johnny Sklopan	7	0-0	0	0	30
1961	Don Fuell	9	12-16	1	0	69
1960	Don Fuell	5	0-0	0	0	30
1959	Buddy Supple	5	2-5	0	0	32
1958	Bobby Lance	5	7-9	0	0	37
1957	Bobby Lance	4	1-1	0	0	25
1956	Bo Dickinson	6	0-1	0	0	36
1955	Lawrence Meeks	7	7-12	0	0	49
1954	Fred Smallwood	8	0-0	0	0	48
1953	H. Laurin Pepper	12	0-0	0	0	72
1952	H. Laurin Pepper	14	0-0	0	0	84
1951	Scrappy Hart	7	0-0	0	0	42
1951	Bucky McElroy	7	0-0	0	0	42
1950	Bubba Phillips	9	0-0	0	0	54
1949	Cliff Coggin	9	0-0	0	0	54
1949	Bubba Phillips	9	0-0	0	0	54
1948	Bubba Phillips	10	0-0	0	0	60
1947	Bubba Phillips	5	0-0	0	0	30

Punting

Year	Name	No.	Yards	Average
2009	Peter Boehme	54	2,078	38.5
2008	Britt Barefoot	49	1,987	40.6
2007	Britt Barefoot	48	2,039	42.5
2006	Britt Barefoot	52	2,007	38.6
2005	Luke Johnson	53	2,378	44.9
2004	Luke Johnson	67	2,799	41.8
2003	Luke Johnson	79	3,326	42.1
2002	Mark Haulman	80	3,344	41.8
2001	Mark Haulman	65	2,751	42.3
2000	Mark Haulman	76	3,140	41.3
1999	Jamie Purser	54	2,274	42.1
1998	Jamie Purser	51	2,105	41.3
1997	Jack Gabriel	52	2,021	38.9
1996	Jamie Purser	44	1,758	40.0
1995	Chris Pierce	70	2,932	41.9
1994	Chris Pierce	58	2,251	38.8
1993	Eric Estes	62	2,442	39.4
1992	Eric Estes	63	2,523	40.0
1991	Scott Bryant	61	2,408	39.5
1990	Scott Bryant	68	2,626	38.6
1989	Scott Bryant	61	2,559	42.0
1988	Scott Bryant	61	2,443	40.0
1987	Billy Knighten	65	2,557	39.3
1986	Billy Knighten	64	2,667	41.7
1985	Billy Knighten	57	2,398	42.1
1984	Billy Knighten	67	2,685	40.1
1983	Larry Boyd	60	2,429	40.5
1982	Bruce Thompson	51	2,101	41.2
1981	Bruce Thompson	55	2,159	39.3
1980	Bruce Thompson	63	2,572	40.8
1979	Bruce Thompson	68	2,685	39.5
1978	Mike Wright	69	2,833	41.1
1977	Mike Wright	82	3,304	40.3

1976	Mike Wright	68	2,908	42.8
1975	Ricky Palmer	23	777	33.8
1974	Ricky Palmer	50	1,817	36.3
1973	Ricky Palmer	59	2,272	38.5
1972	Ray Guy	58	2,680	46.2
1971	Ray Guy	73	3,129	42.9
1970	Ray Guy	69	3,125	45.3
1969	John Hale	69	2,625	38.0
1968	Sonny Orrell	431	1,632	37.9
1967	Dickie Dunaway	58	2,430	41.9
1966	Dickie Dunaway	78	3,156	40.5
1965	Dickie Dunaway	63	2,587	41.1
1964	John Laird	45	1,535	34.1
1963	John Laird	45	1,620	36.0
1962	Jerrel Wilson	33	1,242	37.6
1961	Jerrel Wilson	24	911	38.0
1960	Morris Meador	22	770	35.0
1959	Morris Meador	16	454	28.4
1958	George Sekul	21	691	32.9
1957	Jack May	20	744	37.2
1956	Bo Dickinson	29	1,172	40.4
1955	George Herring	36	1,398	38.8
1954	George Herring	26	978	37.4
1953	Bucky McElroy	34	1,136	33.4
1952	Bucky McElroy	27	1,042	38.5
1951	Scrappy Hart	63	2,336	37.5
1950	Clint Arnold	73	2,602	35.6
1949	Clint Arnold	46	1,539	33.5
1948	Benny Ray Nobles	43	1,482	34.5
1947	Benny Ray Nobles	55	1,965	35.7

Punt Returns

Year	Name	No.	Yards	Avg.	TD
2009	Tracy Lampley	23	334	14.5	1
2008	Andre Watson	22	179	7.7	0
2007	Brandon Sumrall	15	68	4.5	0
2006	Jasper Faulk	23	197	8.6	0
2005	Jasper Faulk	22	166	7.5	0
2004	John Eubanks	21	161	7.7	0
2003	Marvin Young	33	450	13.6	1
2002	Marvin Young	29	388	13.4	0
2001	Kenneth Johnson	13	77	5.9	0
2000	Kenneth Johnson	24	333	13.9	0
1999	Shawn Mills	21	304	14.5	0
1998	Eddie Shaw	30	293	9.8	1
1997	Sherrod Gideon	33	347	10.5	0
1996	Kendrick Lee	22	284	12.9	0
1995	Ryan Pearson	19	96	5.1	0
1994	L.T. Gulley	14	135	9.6	0
1993	L.T. Gulley	18	214	11.9	0
1992	Perry Carter	18	48	2.7	0
1991	Perry Carter	20	216	10.8	1
1990	Tony Smith	38	507	13.3	2
1989	Tony Smith	26	275	10.6	0
1988	James Henry	23	309	13.4	2
1987	James Henry	41	556	13.6	4
1986	Andrew Mott	35	438	12.5	1
1985	Andrew Mott	44	465	10.6	0
1984	Andrew Mott	35	347	9.9	2
1983	Louis Lipps	40	462	11.6	0
1982	Louis Lipps	23	280	12.2	1
1981	Ricky Floyd	31	295	9.5	1
1980	Ricky Floyd	28	252	9.0	0
1979	Ricky Floyd	27	189	7.0	1
1978	Ricky Floyd	23	172	7.5	0
1977	Willie Tullis	21	127	6.0	0
1976	Malachi Henry	23	234	10.2	1
1975	Malachi Henry	25	194	7.8	0
1974	Barry Gibson	9	47	5.2	0
1973	Brad Byrne	24	152	6.3	0
1972	Barry Gibson	12	133	11.1	1
1971	Johnny Dragg	13	126	9.7	0
1970	Gerry Saggus	15	120	8.0	1
1969	Arnold Thomas	20	300	15.0	1
1968	Larry Ussery	20	168	8.4	0



Seasonal Leaders

1967	Steve Fore	24	293	12.2	2
1966	Tommy Brennon	32	198	6.2	0
1965	Billy Devrow	15	154	10.3	0
1964	Herman Nall	6	40	6.7	0
1963	Tommy Youmans	15	84	5.6	0
1962	Jimmy Havard	7	61	8.7	0
1961	Don Fuell	13	146	11.2	0
1960	Tommy Morrow	11	80	7.3	0
1959	Buddy Supple	13	105	8.0	0
1958	Willie Coats	7	54	7.7	0
1957	J.C. Arban	10	71	7.1	—
1956	J.C. Arban	13	161	12.4	—
1955	J.C. Arban	6	72	12.0	0
1954	Ted Trenton	6	62	10.3	0
1954	Carl Bolt	9	133	14.7	0
1953	Billy Jarrell	13	194	14.9	0
1952	Milton White	20	234	11.7	1
1951	Milton White	14	141	10.1	0
1950	Bubba Phillips	11	210	19.1	1
1949	Bobby Holmes	6	209	34.8	2
	Bubba Phillips	6	168	28.0	0
1948	Bubba Phillips	17	215	12.6	0
1947	Bubba Phillips	15	106	7.1	0

Kickoff Returns

Year	Name	No.	Yards	Avg.	TD
2009	Freddie Parham	38	961	25.3	1
2008	Freddie Parham	28	620	22.1	0
2007	Tory Harrison	38	870	22.9	0
2006	Brandon Sumrall	19	401	21.1	0
2005	John Eubanks	28	678	24.2	0
2004	John Eubanks	21	618	29.4	1
2003	John Eubanks	17	499	29.4	1
2002	John Eubanks	22	526	23.9	0
2001	Chris Johnson	14	309	22.1	0
2000	Raymond Walls	16	329	20.6	0
1999	Shawn Mills	14	277	19.8	0
1998	Brandon Francis	19	448	23.6	0
1997	Eric Booth	22	766	34.8	2
1996	Eric Booth	12	352	29.3	0
1995	Fred Brock	17	411	24.2	1
1994	Chris Buckhalter	11	314	28.5	0
1993	Barry Boyd	24	587	24.5	0
1992	Terry Ulmer	19	438	23.1	0
1991	Tony Smith	11	271	24.6	0
1990	Terry Ulmer	14	336	24.0	0
1989	Darryl Tillman	27	607	22.5	0
1988	James Henry	22	416	18.9	0
1987	Darryl Tillman	26	646	24.8	0
1986	Andrew Mott	8	730	22.1	0
1985	Andrew Mott	9	188	20.9	0
1984	Sam DeJarnette	13	234	18.0	0
	Vincent Alexander	13	233	17.9	0
1983	Sam DeJarnette	8	165	20.6	0
1982	Sam DeJarnette	16	405	25.3	1
1981	Ricky Floyd	10	222	22.2	0
1980	Mike Woodard	11	165	15.0	0
1979	Chuck Cook	20	375	18.8	0
1978	Chuck Cook	16	364	22.8	0
1977	Willie Tullis	34	760	22.4	0
1976	Carlos Montgomery	18	393	21.8	0
1975	Curtis Dickey	11	233	21.2	0
1974	Carlos Montgomery	14	359	25.6	0
1973	Carlos Montgomery	10	198	19.8	0
1972	Brad Byrne	10	188	18.8	0
1971	Willie Heidelberg	15	363	24.2	0
1970	Willie Heidelberg	26	515	19.8	0
1969	Arnold Thomas	31	585	18.9	0
1968	Larry Moulton	13	210	16.2	0
1967	Johnny Johnson	13	267	20.5	0
1966	Tommy Brennon	15	348	23.2	0
1965	Glen Bynum	7	115	16.4	0
1964	Herman Nall	10	252	25.2	1
1963	Herman Nall	7	148	21.1	0

1962	John Sklopan	6	142	23.7	0
1961	Don Fuell	8	224	28.0	0
1960	Tommy Morrow	11	80	7.3	0
1959	Buddy Supple	9	185	20.6	0
1958	George Sekul	5	107	21.4	0
	Bobby Lance	5	96	19.2	0
1957	J.C. Arban	3	53	17.7	0
	Lawrence Meeks	3	61	20.3	0
1956	J.C. Arban	6	135	22.5	—
1955	Fred Smallwood	5	145	29.0	0
1954	Brooks Tisdale	8	176	22.0	0
1953	Jackson Brumfield	4	18	4.2	0
	Billy Jarrell	4	60	15.0	0
1952	Bucky McElroy	9	148	16.4	0
1951	Bucky McElroy	13	276	21.2	0
1950	Morris Brown	9	122	13.5	—
1949	Morris Brown	4	79	19.8	—
	Ed Langford	4	74	18.5	—
1948	Bubba Phillips	15	350	23.3	2
1947	Bubba Phillips	15	106	7.1	0

Tackles (Since 1971)

Year	Name	Tackles
2009	Korey Williams	121
2008	Gerald McRath	137
2007	Gerald McRath	139
2006	Gerald McRath	104
2005	Kevis Coley	150
2004	Michael Boley	125
2003	Rod Davis	164
2002	Rod Davis	168
2001	Rod Davis	100
2000	Chad Williams	114
1999	T. J. Slaughter	138
1998	T. J. Slaughter	147
1997	Lytrel Pollard	114
1996	Marchant Kenney	141
1995	Eugene Harmon	120
1994	Eugene Harmon	96
1993	Tyrone Nix	107
1992	Tyrone Nix	137
1991	Thad McDowell	122
1990	Arnie Williams	135
1989	William Kirksey	146
1988	George Hill	104
1987	Onesimus Henry	150
1986	Sidney Coleman	132
1985	Onesimus Henry	121
1984	Greg Haeusler	144
1983	Bud Brown	123
1982	Jerald Baylis	102
1981	Greg Kelly	133
1980	Ron Brown	125
1979	Ronald "Clump" Taylor	143
1978	Ronald "Clump" Taylor	148
1977	Ronald "Clump" Taylor	134
1976	Freeman Horton	87
1975	Ronald Cheatham	132
1974	Ronald Cheatham	177
1973	Mike Denney	117
1972	Mike Denney	185
1971	Kyle Gantt	130

Interceptions

Year	Name	No.	Yards	Avg.	TD
2009	Eddie Hicks	5	62	12.4	0
2008	Eddie Hicks	4	10	2.5	0
	Justin Wilson	4	3	0.8	0
2007	Brandon Sumrall	6	101	16.8	1
2006	LeVance Richmond	4	69	17.2	0
	Caleb Hendrix	4	8	2.0	0
2005	Brandon Sumrall	4	43	10.8	0
	John Eubanks	4	1	0.2	0
2004	Trevis Coley	4	39	9.8	0

2003	Etric Pruitt	3	32	10.7	0
	Greg Brooks	3	24	8.0	0
	Trevis Coley	3	18	6.0	0
2002	Etric Pruitt	6	96	16.0	1
2001	Leroy Johnson	3	0	0.0	0
	Greg Brooks	3	0	0.0	0
2000	Leo Barnes	5	123	24.6	3
1999	Leo Barnes	3	100	33.3	1
	Terrence Parrish	3	6	2.0	1
1998	Leo Barnes	3	31	10.3	0
1997	Patrick Surtain	6	127	21.2	0
1996	Patrick Surtain	6	77	12.8	0
1995	Rod Thomas	3	81	27.0	1
1994	Derrick Hervey	5	121	24.2	1
1993	Perry Carter	4	91	22.8	1
1992	Perry Carter	5	159	31.8	3
1991	Pat Wyn	3	25	8.3	0
	Derrick Hoskins	3	24	8.0	0
1990	Kerry Valrie	6	159	26.5	2
1989	Kerry Valrie	2	65	32.5	0
	Kerry Williams	2	15	7.5	0
	Ben Washington	2	15	7.5	0
1988	Kerry Valrie	3	1	0.3	0
1987	Darrell Williams	5	10	2.0	0
1986	Onesimus Henry	2	54	27.0	1
	Darrell Williams	2	19	9.5	0
1985	James Cooper	5	91	18.2	1
1984	Tim Smith	3	79	26.3	1
1983	James Cooper	4	84	21.0	1
1982	Bud Brown	5	54	10.8	0
	Eddie Ray Walker	5	18	3.6	0
1981	Danny Jackson	5	33	6.6	0
1980	Chuck Cook	3	43	14.3	0
1979	David Odom	6	25	4.2	0
1978	Hanford Dixon	4	2	0.5	0
1977	Mike Crenshaw	3	57	19.0	0
	David Odom	3	45	15.0	0
1976	Don Law	6	75	12.5	0
1975	Ronald Cheatham	3	25	8.3	0
1974	Rick Gemmel	3	63	21.0	0
	Don Law	3	46	15.3	0
1973	Norris Thomas	3	43	14.3	1
	Eugene Bird	3	49	16.3	0
1972	Ray Guy	8	139	17.4	0
1971	Doug White	6	70	11.7	0
1970	Ray Guy	5	97	19.4	0
	Craig Logan	5	71	14.2	0
1969	Craig Logan	3	52	17.3	1
1968	Mike Harris	4	34	8.5	0
1967	Steve Fore	7	60	8.6	0
1966	Billy Devroe	5	71	14.2	0
1965	Billy Devroe	8	45	5.6	0
1964	Robert Brown	3	39	13.0	0
1963	James Berry	4	63	15.8	0
	Hamon Brennon	4	8	2.0	0
1962	James Berry	4	84	21.0	1
1961	Billy Coleman	2	81	40.5	1
	Mike Olander	2	14	7.0	0
1960	Tommy Morrow	4	17	4.1	0
1959	Rene Lorio	3	26	8.7	0
1958	Arnold Spence	2	6	3.0	0
1957	George Sekul	5	63	12.6	0
1956	Doug Barfield	2	24	12.0	0
	Jack May	2	6	3.0	0
1955	Bill Martin	3	123	41.0	1
1954	Carl Bolt	4	52	13.0	0
1953	Billy Jarrell	4	—	—	—
1952	Milton White	6	89	14.8	0
	Jackie Howard	6	78	13.0	0
1951	Milton White	5	55	11.0	0
1950	Bubba Phillips	6	111	18.5	1
1949	Bubba Phillips	8	191	23.9	1
1948	Frank Spruiell	7	189	27.0	0
	Bubba Phillips	7	110	15.7	0
1947	Three with Four				



Team Records

Single-Game Offense

Rushing

Most Carries: 78 vs. Cal State-Fullerton, 1975
Most Yards: 502 vs. Virginia Tech, 1958
Fewest Yards: 1 at Alabama, 1999
Most Touchdowns: 9 vs. UAB, 2008; vs. Cal State-Fullerton, 1975

Passing

Most Attempts: 62 at Rice, 2008
Most Completions: 33 at Auburn, 2008
Most Interceptions: 6 vs. East Carolina, 1994
Most Yards: 461 at Rice, 2008
Most Touchdowns: 5 vs. UCF, 2005; vs. Houston, 2001; vs. Louisiana-Lafayette, 1998
Fewest Attempts: 2 vs. Texas-Arlington, 1981
Fewest Completions: 1 vs. Eight opponents

Total Offense

Most Plays: 103 vs. East Carolina, 1968
Fewest Plays: 46 at Alabama, 1992
Most Yards Gained: 633 vs. Louisiana-Lafayette, 2008
Fewest Yards: 54 at Alabama, 1992
Most Touchdowns: 11 vs. Northwestern (La.) State, 1951

Punting

Most Punts: 13 vs. Mississippi, 1966
Most Yards: 524 vs. Mississippi, 1966
Highest Average: 54.8 vs. Mississippi, 1972

Punt Returns

Most Returns: 9 vs. Virginia Military Institute, 1971
Most Yards Gained: 177 vs. Alabama, 1949
Most Touchdowns: 2 vs. East Carolina, 1987 and Alabama, 1949

Kickoff Returns

Most Returns: 10 vs. San Diego State, 1968
Most Yards Gained: 244 vs. Virginia, 2009
Most Touchdowns: 1 vs. 11 opponents, most recently vs. Marshall, 2009

Scoring

Most Points: 76 vs. Northwestern State, 1951
Least Points: 0; several times; most recently vs. Utah, 2003
Most Combined Points: 105, Southern Miss 49, Houston 56, 1996
Greatest Margin of Victory: 76 (76-0) vs. Northwestern State, 1951
Greatest Margin of Defeat: 87 by Spring Hill, 1916
Most Touchdowns: 11 vs. Northwestern State, 1951
Most Points in a Half: 49 vs. UAB, 2008
Most Points in a Quarter: 33 vs. Louisiana Tech, 1967

Most Extra Points Attempted: 11 vs. Northwestern (La.) State, 1951
Most Extra Points Made: 10 vs. UAB, 2008; vs. Cal State-Fullerton, 1975
Most Field Goals Made: 4 vs. Tennessee, 2007; Tulane, 2005; vs. Memphis, 1989 and Georgia, 1984
Highest Losing Score: 49 vs. Houston, 1996

First Downs

Most: 35 vs. East Carolina, 1968
Fewest: 3 at Alabama, 1982
Most First Downs-Rushing: 25 vs. Cal State-Fullerton, 1975
Most First Downs-Passing: 22 at Rice, 2008
Most First Downs-Penalty: 5 vs. Houston, 1998

Third Down Conversions

Best Percentage: 80.0 (12/15) vs. Louisiana-Monroe, 1993
Worst Percentage: 7.1 (1/14) at Auburn, 2008; at Alabama, 1992

Fourth-Down Conversions

Best Percentage: 100 (3/3) vs. Marshall, 2008; vs. Houston, 1997; (2/2) nine times; (1/1) many times

Fumbles

Most: 8 vs. four opponents, most recently vs. Northwestern (La.) State, 1987



John Eubanks

Most Lost: 5 vs. four opponents, most recently vs. Brigham Young, 1976
Most Recovered: 6 vs. Troy State, 1977

Penalties

Most: 15 vs. four opponents, most recently vs. Trinity, 1959
Most Yards Penalized: 175 vs. Memphis, 1955; Trinity, 1959
Most Two Teams: 26 vs. Nevada, 1997
Most Yards/Two Teams: 265 vs. Louisiana-Lafayette, 1996

Single-Game Defense

Interceptions

Most: 7 vs. Louisiana Tech, 1967

Fumbles

Most Caused: 8 vs. four opponents, most recently vs. Northwestern (La.) State, 1987
Most Recovered: 5 vs. five opponents, most recently vs. Troy State, 1977

Turnovers

Most Forced: 8 vs. Troy State, 1977

Tackles For Loss

Most: 20 vs. Northwestern (La.) State, 1999

Quarterback Sacks

Most: 11 at Houston, 2000

Pass Deflections

Most: 14 vs. Tulane, 1984

First Downs

Fewest Allowed: 0 vs. East Carolina, 1968
Most Allowed: 39 at Houston, 2009
Fewest Rushing Allowed: 0 vs. East Carolina, 1968
Fewest Passing Allowed: 0 vs. East Carolina, 1968

Third Down Conversion

Lowest Percentage: 7.1 (1/14) by North Texas, 1981
Highest Percentage: 77.7 (7/9) by Auburn, 1984

Fourth Down Conversion

Highest Percentage: (3/3) by Memphis, 2006 and UCF, 2005; (2/2) Five times; (1/1) many times

Total Defense

Fewest Plays: 23 vs. Southeastern Louisiana, 1948
Fewest Yards: 5 vs. Elon, 1955

Rushing Defense

Fewest Rushes: 10 vs. three opponents
Fewest Yards: -57 vs. Louisiana Tech, 1965



Team Records

Pass Defense

Fewest Passes Attempted: 3 vs. Alabama, 1981
Fewest Passes Completed: 1 vs. three opponents, most recently vs. Utah State, 1974
Lowest Percentage Completed: .10 vs. Utah State, 1974
Fewest Yards: -5 vs. Arkansas State, 1980
Most Yards on Interceptions: 266 vs. Louisiana Tech, 1967

Season Offense

Rushing

Most Yards: 3,651 in 1952
Most Attempts: 662 in 1975
Fewest Yards: 1,054 in 2001
Most Yards per Rush: 7.37 in 1952
Most Yards per Game: 331.9 in 1952
Fewest Yards per Game: 95.8 in 2001
Most Touchdowns: 39 in 1952

Passing

Most Attempts: 457 in 2008
Most Completions: 262 in 2008
Most Yards: 3,134 in 2008
Fewest Yards: 916 in 1976
Most Yards per Game: 251.1 in 1998
Highest Completion Percentage: .619 in 2009
Lowest Completion Percentage: .346 in 1965
Most Touchdowns: 27 in 2009
Most Interceptions: 28 in 1969
Least Interceptions: 4 in 1980, 1981

Total Offense

Total Plays: 988 in 2008
Most Yards: 5,636 in 2008
Fewest Yards: 2,879 in 1988
Most Yards per Game: 433.5 in 2008
Highest Average per Play: 6.0 in 1952 and 2009
Most Touchdowns: 57 in 1952

Punting

Most Punts: 84 in 2003
Fewest Punts: 36 in 1961
Highest Average per Punt: 45.77 in 1972

Punt Returns

Most Returns: 57 in 1966
Fewest Returns: 16 in 1950
Most Yards: 640 in 1987
Most Touchdowns: 4 in 1987

Kickoff Returns

Most Returns: 64 in 2009
Fewest Returns: 18 in 1955, 1963
Most Yards: 1,586 in 2009
Most Touchdowns: 2 in 1948, 1952, 1989, 2009

Clump Taylor



Scoring

Most Points: 428 in 2009
Fewest Points: 127 in 1965
Most Points per Game: 36.55 in 1955
Most Touchdowns: 60 in 1952
Fewest Touchdowns: 19 in 1984
Most Extra Points Made: 47 in 2008
Most Field Goals Made: 23 in 2005
Most Field Goals Attempted: 28 in 2005
Extra Points (Run/Pass) Made: 11 in 1962
Most Extra Point Kicks Made: 47 in 2008

First Downs

Most: 287 in 2008, 2009
Least: 154 in 1978
Most Rushing: 167 in 1952
Most Passing: 138 in 2009
Most by Penalty: 27 in 2005

Fumbles

Most: 49 in 1974
Most Lost: 25 in 1972
Fewest: 13 in 1998
Fewest Lost: 5 in 1996

Season Defense

Rushing Defense

Fewest Yards: 541 in 1967
Fewest Yards per Game: 60.0 in 1966
Lowest Average per Play: 1.55 in 1967
Fewest Touchdowns: 2 in 1957

Passing Defense

Fewest Yards: 439 in 1955
Fewest Yards per Game: 43.9 in 1955
Lowest Completion Percentage: .354 in 1965
Fewest Touchdowns: 1 in 1963
Most Interceptions: 24 in 1994
Most Yards on Interceptions: 380 in 1992
Most Touchdowns on Interceptions: 5 in 1992

Total Defense

Fewest Yards: 1,181 in 1963
Fewest Yards per Game: 122.0 in 1955
Lowest Average per Play: 2.30 in 1955
Fewest Touchdowns: 7 in 1955 and 1965

Scoring

Fewest Points (9 games): 55 in 1958
Fewest Points (10 games): 49 in 1955
Fewest Points (11 games): 62 in 1967
Most Shutouts: 7 in 1957

Tackles for Loss

Most: 116 in 2000
Fewest: (10) four times; most recent in 1984

Pass Deflections

Most: 81 in 2000
Fewest: 28 in 1981

Quarterback Sacks

Most: 52 in 1998
Fewest: 13 in 1984

Fumbles

Most Caused: 47 in 1974 and 1977
Most Recovered: 27 in 1977

Blocked Kicks

Blocked Kicks: 7 in 1999, 1995
Blocked Punts: 4 in 2002

First Downs

Fewest Allowed: 75 in 1963
Fewest Rushing Allowed: 44 in 1965
Fewest Passing Allowed: 23 in 1955 and 1963
Fewest by Penalty Allowed: 5 in 1949

Team Streaks

Victories: 15 from 1952-1953
Defeats: 9 in 1976
Home Victories: 15 from 1952-1953
Shutouts: 4 in 1957 and 1963
Shutouts by Opponents: 2 in 1951
Winning Seasons: 17 from 1951-1967
Losing Seasons: 7 from 1925-1931
Games for Scoring: 81 from 1986 to 1993
Games Scored Against: 59 from 1990 to 1995; 2001 to 2006



Carlisle-Faulkner Field at M.M. Roberts Stadium Records

Single-Game Records Since 1976

Rushing

Most Yards Gained

USM Individual: 304 by Sam DeJarnette against Florida State, 1982
Opponent Individual: 261 by J. J. Arrington of California, 2004
USM Team: 463 against UAB, 2008
Opponent Team: 404 by Florida State, 1987
Two Teams: 690 USM against UL Lafayette, 2008

Most Attempts

USM Individual: 43 by Sam DeJarnette against Florida State, 1982
Opponent Individual: 43 by Kevin Smith at UCF, 2007
USM Team: 73 against Louisville, 1982
Opponent Team: 72 by Mississippi, 1976
Two Teams: 117 USM against Mississippi State, 1976

Most Touchdowns

USM Individual: 5 by Austin Davis against UAB, 2008
Opponent Individual: 3 by Paul Smith of Tulsa, 2005
USM Team: 9 against UAB, 2008
Opponent Team: 4 by Florida State, 1987
Two Teams: 9 USM against UAB, 2008; Samford, 1994

Longest Gain

USM Individual: 84 by Reggie Collier against Texas-Arlington, 1981
Opponent Individual: 80 by Darius Passmore, Marshall, 2008

Passing

Most Attempts

USM Individual: 49 by Austin Davis against Marshall, 2008
Opponent Individual: 59 by Deontey Kenner of Cincinnati, 1999
USM Team: 49 against East Carolina, 1995
Opponent Team: 59 by Cincinnati, 1999
Two Teams: 102 USM against East Carolina, 1995

Most Completions

USM Individual: 27 by Austin Davis against Marshall, 2008
Opponent Individual: 35 by Deontey Kenner of Cincinnati, 1999; by Martin Hankins of Memphis, 2007
USM Team: 27 against Marshall, 2008
Opponent Team: 35 by Cincinnati, 1999; by Memphis, 2007
Two Teams: 53 USM against East Carolina, 1995

Most Yards Gained

USM Individual: 400 by Jeff Kelly vs. Tulane, 2001
Opponent Individual: 407 by Deontey Kenner of Cincinnati, 1999
USM Team: 409 against Tulane, 2001
Opponent Team: 407 by Cincinnati, 1999
Two Teams: 672 USM against Tulsa, 2009

Highest Completion Percentage

USM Team: .875 (7-8) against UAB, 2008
Opponent Team: .750 (12-16) by UCF, 2007
Two Teams: .714 (20-28) USM against North Texas, 1979

Most Interceptions

USM Individual: 4 by Stephen Reaves against Rice, 2007; by Dustin Almond against Tulsa, 2005; Jeff Kelly against Louisville, 2000; Tommy Waters against Pittsburgh, 1993; Brett Favre against Florida State, 1987
Opponent Individual: 6 by Bradley of Arkansas State, 1979
USM Team: 5 against Florida State, 1987
Opponent Team: 6 by Louisville, 1982; Arkansas State, 1979
Two Teams: 7 against Florida State, 1987; Louisville 1982, Louisiana Tech, 1984; Arkansas State, 1979

Most Touchdowns

USM Individual: 5 by Dustin Almond against UCF, 2005; Lee Roberts against Louisiana-Lafayette, 1998
Opponent Individual: 5 by Jeff Blake of East Carolina, 1991

USM Team: 5 against UCF, 2005; against Houston, 2001; against Louisville, 1998; against Louisiana-Lafayette, 1998
Opponent Team: 5 by East Carolina, 1991
Two Teams: 8, USM against UCF, 2005

Longest Pass

USM Individual: 97 by Austin Davis against East Carolina, 2008
Opponent Individual: 84 by Rusty Trail, Memphis, 1988

Total Offense

Most Plays

USM Individual: 49 by Reggie Collier against Louisiana Tech, 1982
Opponent Individual: 69 by Jameel Sewell of Virginia, 2009
USM Team: 96 against Louisiana Tech, 1982
Opponent Team: 96 by Cincinnati, 1999
Two Teams: 165 USM against Louisiana Tech, 1982

Most Yards Gained

USM Individual: 415 by Jeff Kelly against Tulane, 2001
Opponent Individual: 484 by G.J. Kinne of Tulsa, 2009
USM Team: 633 against Louisiana-Lafayette, 2008
Opponent Team: 618 by Florida State, 1987
Two Teams: 1,028 USM against Tulsa, 2009

Receiving

Most Receptions

USM Individual: 9 by Sherrod Gideon against Nevada, 1997
Opponent Individual: 17 by Damaris Johnson of Tulsa, 2009

Most Yards Gained

USM Individual: 179 by Sherrod Gideon against Nevada, 1997
Opponent Individual: 196 by Damaris Johnson of Tulsa, 2009

Most Touchdowns

USM Individual: 3 by Todd Pinkston against Louisiana-Lafayette, 1999; by Sherrod Gideon against Louisiana-Lafayette, 1998
Opponent Individual: 3 by Hannibal Thomas of Cincinnati, 2004

Punting

Most Punts

USM Individual: 10 by Mark Haulman against Illinois, 2002; by Billy Knighten against Jackson State, 1987
Opponent Individual: 13 by Bruce Gartman of Arkansas State, 1980
USM Team: 10 against Illinois, 2002; against Northwestern (La.) State, 1984; and Jackson State, 1987
Opponent Team: 13 by Arkansas State, 1980
Two Teams: 20 against East Carolina, 2000; Memphis, 2000

Highest Average

USM Individual: 59.5 by Mark Haulman against Houston, 2001
Opponent Individual: 50.1 by Shane Lechier of Texas A&M, 1998
USM Team: 59.5 against Houston, 2001
Opponent Team: 50.1 by Texas A&M, 1998
Two Teams: 47.8 USM against Cincinnati, 1976

Most Yardage

USM Individual: 441 by Mark Haulman against Illinois, 2002
Opponent Individual: 601 by Bruce Gartman of Arkansas State, 1980
USM Team: 441 against Illinois, 2002
Opponent Team: 601 by Arkansas State, 1980
Two Teams: 834 USM against Texas A&M, 1998

Longest Punt

USM Individual: 76 by Eric Estes against Tulsa, 1992; Luke Johnson vs. USF, 2003
Opponent Individual: 72 by Mark Delozier of Tulsa, 1992

Scoring

Most Points

USM Individual: 30 by Austin Davis against UAB, 2008
Opponent Individual: 24 by Charles Clay of Tulsa, 2009
USM Team: 70 against UAB, 2008
Opponent Team: 61 by Florida State, 1987
Two Teams: 84 USM against UAB, 2008

Most Touchdowns

USM Individual: 5 by Austin Davis against UAB, 2008
Opponent Individual: 4 by Charles Clay of Tulsa, 2009
USM Team: 10 against UAB, 2008
Opponent Team: 8 by Florida State, 1987
Two Teams: 12 USM against UAB, 2008

Most Points by Kick

USM Individual: 14 by Darren McCaleb vs. UCF, 2005; Darren McCaleb vs. Tulane, 2005; Chris Seroka vs. Memphis, 1988
Opponent Individual: 13 by Derrek Schmidt of Florida State, 1987
Two Teams: 23, USM against UTEP, 2008

Most Extra Points Attempted

USM Individual: 10 by Britt Barefoot against UAB, 2008
Opponent Individual: 7 by Kevin Lovell of Cincinnati, 2004; Derek Schmidt of Florida State, 1987
USM Team: 10 against UAB, 2008
Opponent Team: 7 by Cincinnati, 2004; by Florida State, 1987

Most Extra Points Made

USM Individual: 10 by Britt Barefoot against UAB, 2008
Opponent Individual: 7 by Kevin Lovell of Cincinnati, 2004; Derrek Schmidt of Florida State, 1987
USM Team: 10 against UAB, 2008
Opponent Team: 7 by Cincinnati, 2004; by Louisville, 2000; by Florida State, 1987
Two Teams: 12 USM against UAB, 2008

Most Field Goals Attempted

USM Individual: 5 by Curt Jones against Louisville, 2002; by Chris Seroka against Memphis, 1988
Opponent Individual: 4 by Matt Reagan of Memphis, 2009; Ben Hartman of East Carolina, 2008; Bart Baldwin of Tulane, 1993; Dave Marler of Mississippi State, 1978
USM Team: 6 against UTEP, 2008
Opponent Team: 5 by Tulane, 1993
Two Teams: 9 USM against Tulane, 1993

Most Field Goals Made

USM Individual: 4 by Darren McCaleb vs. Tulane, 2005; Chris Seroka against Memphis, 1988
Opponent Individual: 3 by Russell Bynum of Texas A&M, 1998; Don Glosson of Memphis, 1984; Matt Reagan of Memphis, 2009
USM Team: 4 against Memphis, 1988
Opponent Team: 3 by Texas A&M, 1998; Memphis, 1984; Louisville, 1984
Two Teams: 6 USM against Memphis, 1988

Longest Field Goals Made

USM: 55 by Chris Seroka against Louisiana-Monroe, 1987
Opponent: 54 by John Deraney of NC State, 2006

Interceptions

Most Interceptions

USM Individual: 2, 15 times; most recently by Justin Wilson against East Carolina, 2008
Opponent Individual: 3 by Anthony Floyd, Louisville, 2000
USM Team: 6 against Louisville, 1982; and Arkansas State, 1979
Opponent Team: 5 by Florida State, 1987
Two Teams: 7 USM against Florida State, 1987; and Arkansas State, 1979

Longest Return

USM: 87 by Eddie Hicks vs. East Carolina, 2006
Opponent: 74 by Barry Minter of Tulsa, 1992



Carlisle-Faulkner Field at M.M. Roberts Stadium Records

Longest Touchdown Return

USM: 87 by Eddie Hicks vs. East Carolina, 2006
Opponent: 74 by Barry Minter of Tulsa, 1992

Punt Returns

Most Punt Returns

USM Individual: 7 by Andrew Mott against Louisiana Tech, 1984; Ricky Floyd against Louisiana-Lafayette, 1981
Opponent Individual: 6 by Damien Dorsey of Louisville, 2002; by Ryan Johnson of Memphis, 2000; by David Fischer of Mississippi, 1976
USM Team: 8 against Louisiana-Lafayette, 1998
Opponent Team: 7 by Mississippi State, 1976
Two Teams: 12 USM against Louisiana Tech, 1984

Most Return Yards

USM Individual: 146 by James Henry against East Carolina, 1987
Opponent Individual: 91 by Eugene Wilson of Illinois, 2002
USM Team: 146 against East Carolina, 1987
Opponent Team: 91 by Illinois, 2002
Two Teams: 155 USM against East Carolina, 1987

Most Touchdowns

USM Individual: 2 by James Henry against East Carolina, 1987
Opponent Individual: 1 by Eugene Wilson of Illinois, 2002; by Don Stokes of Virginia Tech, 1988; by Bill Ragans of Florida State, 1987; by Scott Warren of Florida State, 1977
USM Team: 2 against Virginia Tech, 1988; East Carolina, 1987
Opponent Team: 1 by Illinois, 2002; by Virginia Tech, 1988; by Florida State, 1987 and 1977
Two Teams: 3, USM against Virginia Tech, 1988

Longest Return

USM: 89 by James Henry against Louisiana-Monroe, 1987
Opponent: 70 by Eugene Wilson of Illinois, 2002

Kickoff Returns

Most Kickoff Returns

USM Individual: 6 by Darryl Tillman against Florida State, 1987
Opponent Individual: 8 by Frantrell Forrest of UAB, 2008; Anthony Jordan of Samford, 1994
USM Team: 8 against East Carolina, 1991
Opponent Team: 9 by UAB, 2008; Samford, 1994
Two Teams: 13 USM against Virginia, 2009

Most Return Yards

USM Individual: 158 by John Eubanks against Houston, 2004
Opponent Individual: 168 by Michael Grandberry, Memphis, 2007
USM Team: 185 against Houston, 2004
Opponent Team: 193 by Jackson State, 2002
Two Teams: 373 USM against Virginia, 2009

Most Touchdowns

USM Individual: 1 by Freddie Parham against Virginia, 2009; John Eubanks against Houston, 2004; by Tony Smith against East Carolina, 1989; and by Tony Smith against Tulane, 1989
Opponent Individual: 1 by Chris Johnson of East Carolina, 2006; 1 by James Bouldin of Mississippi State, 1989; 1 by Pierre Perkins of Louisiana-Lafayette, 1985
USM Team: 1 against Virginia, 2009; Houston, 2004; against East Carolina, 1989, and against Tulane, 1989
Opponent Team: 1 by East Carolina, 2006; Mississippi State, 1989; Louisiana-Lafayette, 1985
Two Teams: 1 seven times, most recently against Virginia, 2009

Miscellaneous

Longest Return

USM: 100 by Freddie Parham against Virginia, 2009
Opponent: 96 by Chris Johnson of East Carolina, 2006; James Bouldin of Mississippi State, 1989; Pierre Perkins of Louisiana-Lafayette, 1985

Longest Fumble Recovery

USM Individual: 64 by Adalius Thomas against Northwestern (La.) State, 1999
Opponent Individual: 82 by Kelly Hardy of East Carolina, 2002

Fumbles

USM: 7 against Louisville, 1982; Louisiana Tech, 1982; and Delta State, 1991
Opponents: 8 by Louisiana Tech, 1983; and Louisiana-Monroe, 1987
Two Teams: 12 USM against Louisville, 1982; Memphis, 1979

Fumbles Lost

USM: 4 against three teams, most recently Richmond, 1983
Opponents: 5 by Mississippi State, 1976
Two Teams: 9 USM against Louisville, 1988

Turnovers

USM: 7 by against Rice, 2007; against Louisiana Tech, 1982
Opponents: 8 by Louisville in 1982
Two Teams: 11 USM against Louisville, 1982; Louisiana Tech, 1982; Arkansas State, 1979

Penalties

USM: 134 against Louisiana-Lafayette, 1996
Opponents: 16 by Louisiana-Lafayette, 1996; by TCU, 2001
Two Teams: 30 USM against Louisiana-Lafayette, 1996

Yards Penalized

USM: 134 against Texas-Arlington, 1981
Opponents: 144 by Louisiana-Lafayette, 1996
Two Teams: 214 against Nevada, 1997

First Downs

USM: 34 against Alcorn State, 2009
Opponents: 33 by Tulsa, 2009
Two Teams: 54 against North Texas, 1979

First Downs Rushing

USM: 23 against Alcorn State, 2009; Louisiana-Lafayette, 1982; and Lamar, 1981
Opponents: 29 by Florida State, 1987
Two Teams: 50 against North Texas, 1979

First Downs Passing

USM: 18 against Memphis, 1989
Opponents: 26 by Tulsa, 2009
Two Teams: 40 against Tulsa,

First Down by Penalty

USM: 6 against Louisiana-Lafayette, 1985
Opponents: 6 by Louisiana-Monroe, 1982
Two Teams: 8 USM against Louisiana-Monroe, 1982



M. M. Roberts Stadium Series Records since 1976

School	Series Began	Last Meeting	Won	Lost
Alcorn State	2009	2009	1	0
Arkansas State	1977	2007	3	1
Army	1999	1999	1	0
Boise State	2008	2008	0	1
Bowling Green	1978	1978	1	0
California	2004	2004	0	1
Cincinnati	1976	2004	5	2
Colorado State	1991	1991	1	0
Delta State	1990	1991	2	0
East Carolina	1978	2008	9	5
Florida State	1977	1987	0	4
Houston	1997	2006	4	0
Illinois	2002	2002	1	0
Jackson State	1987	2002	2	0
Lamar	1980	1981	2	0
Louisiana-Lafayette	1981	2008	14	2
Louisiana-Monroe	1982	1993	3	1
Louisiana Tech	1977	1982	5	2
Louisville	1978	2002	9	3
Marshall	2006	2008	1	1
McNeese State	2005	2005	1	0
Memphis	1976	2009	14	2
Mississippi State	1976	1989	1	2
Nebraska	2003	2003	0	1
Nevada	1997	1997	1	0
North Carolina State	2006	2006	1	0
North Texas	1977	1979	1	1
Northern Illinois	1995	1995	1	0
Northwestern (La.) State	1984	1999	3	1
Oklahoma State	2001	2001	1	0
Ole Miss	1976	1976	0	1
Pittsburgh	1993	1993	0	1
Rice	2007	2007	0	1
Richmond	1980	1983	2	0
SMU	2007	2007	11	0
Samford	1994	1994	1	0
Southeastern La.	2006	2006	1	0
Stephen F. Austin	1988	1988	1	0
TCU	2001	2003	1	1
Tennessee-Martin	2007	2007	1	0
Texas A&M	1998	1998	0	1
Texas Arlington	1976	1981	2	0
Tulane	1979	2009	12	3
Tulsa	1992	2009	3	1
UAB	2001	2008	4	0
UCF	2005	2009	2	1
USF	2000	2003	2	0
UTEP	2008	2008	0	1
Utah State	1996	1996	1	0
Virginia	2009	2009	1	0
Virginia Tech	1988	1994	1	1

Largest Home Football Crowds

Date	Opponent	Attendance	Result
9/5/09	Alcorn State	36,232	W/52-0
9/25/03	Nebraska	36,152	L/14-38
8/31/02	Jackson State	35,169	W/55-7
9/9/89	Mississippi State	34,189	L/23-26
10/31/87	Jackson State	33,687	W/17-7
9/19/98	Texas A&M	33,233	L/6-24
8/31/95	Northern Illinois	33,092	W/45-13
9/25/76	Ole Miss	33,000	L/0-28
9/20/08	Louisiana-Lafayette	32,792	W/51-21
9/19/81	Tulane	32,756	W/21-3
9/25/82	Florida State	32,591	L/17-24
0/23/04	East Carolina	32,422	W/51-10
10/14/06	Houston	32,317	W/31-27
10/18/80	Arkansas State	31,915	W/35-0
11/28/81	Lamar	31,842	W/45-14

Largest Football Crowds In Front Of Which Southern Miss Has Played

Date	Opponent	Stadium	Attendance	Result
9/2/00	Tennessee	Neyland	108,064	L/16-19
11/8/97	Tennessee	Neyland	107,073	L/20-44
9/8/07	Tennessee	Neyland	106,311	L/19-39
11/13/01	Penn State	Beaver	106,158	L/20-38
9/5/98	Penn State	Beaver	96,617	L/6-34
11/4/95	Tennessee	Neyland	93,433	L/0-42
9/2/06	Florida	Ben-Hill Griffin	90,043	L/7-34
9/6/08	Auburn	Jordan-Hare	87,451	L/13-27
11/5/94	Florida	Ben Hill-Griffin	85,446	L/17-55
8/30/97	Florida	Ben Hill-Griffin	85,439	L/6-21
11/10/90	Auburn	Jordan-Hare	85,214	W/13-12
9/21/02	Alabama	Bryant-Denny	83,818	L/7-20
10/30/99	Alabama	Bryant-Denny	83,818	L/14-35
10/31/98	Alabama	Bryant-Denny	83,818	L/20-30
9/25/93	Auburn	Jordan-Hare	83,476	L/24-35



Opponent Records

Individual

Longest Non-Touchdown Run From Scrimmage: 88 by Tatum Bell of Oklahoma State, 2002

Longest Touchdown Run: 98 by Stanley Howell of Mississippi State, 1979

Most Carries: 43 by Kevin Smith of UCF, 2007

Most Yards Rushing: 261 by J. J. Arrington of California, 2004

Most Rushing Touchdowns: 5 by Antowain Smith of Houston, 1996

Highest Rush Average: 16.8 (8/134) by Eddie Hicks of East Carolina, 1976

Most Pass Attempts: 63 by Chris Redman, Louisville, 1996

Most Pass Completions: 44 by Case Keenum, Houston, 2009

Most Yards Passing: 559 by Case Keenum of Houston, 2009

Longest Non-Touchdown Pass: 93 by Lawrence Dawsey to Chip Ferguson of Florida State, 1988

Longest Touchdown Pass: 95 by Jimmy Black to Rudy Thomas of Florida State, 1976

Most Touchdowns Passing: 7 by Dennis Shaw of San Diego State, 1968

Highest Completion Percentage: .815 (44/54) by Case Keenum of Houston, 2009

Most Offensive Plays: 69 by Jameel Sewell of Virginia, 2009; Archie Manning of Mississippi, 1966

Most Total Offense Yardage: 569 by Case Keenum of Houston, 2009

Longest Reception: 93 yards by Lawrence Dawsey to Chip Ferguson of Florida State, 1988

Most Receptions: 17 by Damaris Johnson of Tulsa, 2009; Jerry Hendren of Idaho, 1969

Most Yards Receiving: 362 by Tom Nettles of San Diego State, 1968

Most Touchdowns Receiving: 3 by Jarrett Dillard of Rice, 2008; Hannibal Thomas of Cincinnati, 2004; and by Trevor Insley of Nevada, 1998

Longest Punt Return: 97 by Jim Wade of Oklahoma City, 1951

Most Punt Returns: 8 by Doug Cunningham of Mississippi, 1966

Most Punt Return Yardage: 116 by Doug Cunningham of Mississippi, 1966

Longest Kickoff Return: 100 by Leeland McElroy of Texas A&M, 1994

Most Kickoff Returns: 8 by Frantrell Forrest of UAB; 2008

Most Kickoff Return Yardage: 168 by Michael Grandberry of Memphis, 2007

Longest Punt: 92 by Bill Smith of Mississippi, 1984

Most Punts: 14 by Dick McGraw of Mississippi State, 1967

Best Punt Average: 57.5 (4/230) by Greg Kampe of Bowling Green, 1975

Most Field Goals: 4 by Luke Phillips of Okla. State, 2002; by Michael Proctor of Alabama, 1993; by Joe Worley of Kentucky, 1986; by Keith Butler of Georgia, 1984

Longest Field Goal: 62 by Terrance Kitchens of Texas A&M, 1999

Most Points Kicking: 14 by Jeff Hall of Tennessee, 1997

Most Non-Kicking Points: 30 by Antowain Smith of Houston, 1996

Most Unassisted Tackles: 17 by Dean Askew of Weber State, 1975

Most Assisted Tackles: 15 by Jerald Porter of Mississippi State, 1977

Most Total Tackles: 25 by Freddie Smith of Auburn, 1977

Most Tackles for Loss: 7 by Wayne Rogers of Houston, 2000

Most Quarterback Sacks: 4 by Shutton Pierson of South Florida, 2002; Eric Curry of Alabama, 1992; by Tim Edwards of Delta State, 1990

Most Pass Breakups: 6 by Benny Burst of Tulane, 1984

Longest Interception Return: 99 by Quincy Butler of TCU, 2004

Longest Fumble Return: 82 by Kelly Hardy of East Carolina, 2002

Team

Most Carries: 73 by Cincinnati, 1977; by Bowling Green, 1973

Fewest Carries: 16 by UCF, 2008

Most Rushing Yardage: 502 by Alabama, 1974

Fewest Rushing Yardage: -57 by Louisiana Tech, 1965

Most Rushing Touchdowns: 5 by Houston, 1996

Most Passes Attempted: 63 by Louisville, 1996

Most Passes Completed: 44 by Houston, 2009

Most Passing Yardage: 559 by Houston, 2009

Fewest Passing Yards: -5 by Arkansas State, 1980

Most Passing Touchdowns: 7 by San Diego State, 1968

Most Plays: 99 by Tulane, 2000

Most Yards of Total Offense: 750 by Houston, 2009

Fewest Yards of Total Offense: 5 by Elon, 1955

Most Points: 71 by Kentucky, 1949

Most Penalties: 16 by TCU, 2001; by Louisiana-Lafayette, 1996

Most Yards Penalized: 144 by UL Lafayette, 1996

Most First Downs: 39 by Houston, 2009

Most Rushing First Downs: 24 by Alabama, 1974

Most Passing First Downs: 26 by Houston, 2009

Most First Downs by Penalty: 8 by Louisiana-Monroe, 1982

Most Quarterback Sacks: 10 by Tennessee, 2000

Most Tackles for Loss: 18 by Alabama, 1999

Most Pass Breakups: 19 by Tulane, 1984

Most Interceptions: 5 by five teams, most recently by Florida State, 1987

Highest Losing Score: 42 by East Carolina, 1988

Opponent Superlatives

Opponents 150-Yard Rushing Games

Yards	Name	Team	Date
31/261	J. J. Arrington	California	12/4/04
32/248	Andre Brown	NC State	10/29/05
31/231	Antowain Smith	Houston	11/9/96
41/209	Alex Smith	Indiana	9/23/95
23/207	Brendan Ore	Virginia Tech	10/21/06
30/205	Bo Jackson	Auburn	9/15/85
26/201	Dwight Dasher	Middle Tennessee	12/20/09
27/199	D. Williams	Memphis	11/12/04
29/197	Kenneth Darby	Alabama	10/16/04
26/188	LaShaun Johnson	Northern Illinois	10/10/92
25/188	Curtis Williams	Cincinnati	10/1/77
29/178	Curtis Steele	Memphis	10/25/08
29/175	Tony Wiley	Memphis	10/17/81
16/172	Lionel James	Auburn	9/10/83
28/170	Shaun Williams	Alabama	10/11/03
27/169	Cory Ross	Nebraska	9/11/04
43/165	Kevin Smith	UCF	10/28/07
32/164	Lewis Tillman	Jackson State	10/31/87
37/164	Dave Preston	Bowling Green	11/16/74
31/162	Antoineo Harris	Illinois	9/7/02
13/160	Tatum Bell	Oklahoma State	12/27/02
26/159	Charles Talley	Northern Illinois	8/31/95
28/158	D. Williams	Memphis	9/13/03
33/155	Louie Giammons	Utah State	11/9/74
15/154	Carey Henley	UT-Chattanooga	10/7/61
30/150	Ahmad Bradshaw	Marshall	11/8/05
18/150	Junior Smith	East Carolina	10/19/92

Opponents 150-Yard Receiving Games

Yards	Name	Team	Date
11/362	Tom Nettles	San Diego State	11/9/68
10/210	Billy Ryckman	Louisiana Tech	11/13/76
17/203	Jerry Hendren	Idaho	10/3/69
17/196	Damaris Johnson	Tulsa	11/21/09
14/194	Miguel Montano	Louisville	9/28/96
13/190	James Cleveland	Houston	10/31/09
4/190	Vincent Marshall	Houston	10/7/04
10/179	Brice Hunter	Georgia	10/9/93
6/177	Adrian Madise	TCU	12/7/01
5/174	Jeron Harvey	Houston	10/14/06
7/168	H. Thomas	Cincinnati	11/6/04
8/167	Rod Foppe	Louisiana Tech	11/12/77
9/166	Tony Johnson	Florida State	9/25/82
9/164	Rashaun Woods	Oklahoma State	12/27/02
8/164	Q. McCollum	Lou.-Lafayette	10/21/89
7/163	J. VanDerWoulden	Brigham Young	10/16/76
11/155	Orlando Iglesias	Houston	11/7/98
11/154	Hunter Gallimore	East Carolina	11/9/91
13/153	Antavio Wilson	Marshall	11/14/09
7/153	Joe West	UTEP	11/17/07

Opponents 350-Yard Passing Games

Yards	Name	Team	Date
44/54/559	Case Keenum	Houston	10/31/09
30/47/544	Eric Zeier	Georgia	10/9/93
17/38/524	Dennis Shaw	San Diego State	11/9/68
23/31/445	Gifford Nielsen	Brigham Young	10/16/76
30/43/444	Chase Clement	Rice	10/18/08
29/42/407	Darrell Hackney	UAB	10/21/05
35/59/407	Deontey Kenner	Cincinnati	10/23/99
35/63/400	Chris Redman	Louisville	9/28/96
35/53/399	Peyton Manning	Tennessee	11/8/97
32/46/396	G.J. Kinne	Tulsa	11/21/09
35/48/396	Martin Hankins	Memphis	11/10/07
33/57/363	Steve Olson	Idaho	10/3/69
26/35/361	Andrew Zow	Alabama	10/31/98
27/47/361	Jeff Blake	East Carolina	11/9/91
22/41/355	Rusty Trail	Memphis	10/29/88
23/42/354	Gus Frerotte	Tulsa	11/20/93
27/39/351	Jimmy Black	Florida State	11/6/76



Series Records

Table with columns: Opponents, First Meeting, Last Meeting, Total Games, Won, Lost, Tied, Pct. Lists series records for various opponents from 1954 to 2010.

Table with columns: Opponents, First Meeting, Last Meeting, Total Games, Won, Lost, Tied, Pct. Lists series records for various opponents from 1914 to 2010.

*Includes one forfeit **Includes two forfeits

Bold Face = 2010 Opponents

Totals — — 932 540 365 27 59.4



History and Tradition

Bobby Holmes (10) and Cliff Coggin (88)



It has been said that in the South, football is a way of life. Generations upon generations have developed a passion for football that is rivaled by no other sport. It's one that can turn brother against brother if either happens to cheer for the other team. It's a game that fans live for year in and year out. It's a game that, for some, people think about night and day.

It's no different at The University of Southern Mississippi. For at Southern Miss, football truly is a way of life. Each year, the Golden Eagle faithful foam at their collective mouths for the next season, the next game. Each year, parents and grandparents tell stories of the legendary moments in Southern Miss football, each time relaying more and more of what it means to follow the program with every bit of passion as those who don the jerseys to play the game.

The tradition that is associated with Southern Miss football continues to grow stronger and builds on the foundation that has been laid through the years. Tradition and the Golden Eagle football program go hand in hand. That relationship is one of long standing, and may well be the single most important ingredient of the successes the program has produced almost since its inception.

The Department of Intercollegiate Athletics has enjoyed continuing support from the University family and has, in turn, been responsible for helping make Southern Miss the well-known and widely-respected institution that it is today. Former

Southern Miss President Dr. William McCain perhaps expressed that relationship best when he said:

"The intercollegiate athletic program is important in the history of any educational institution. It can gain recognition for a school in the region and national press, stimulate alumni support, be an effective recruiting device, be an entering wedge for increased legislative support, and change the whole tone of the life of an institution."

The 2010 football season will mark the 94th season of competition on the gridiron for a program that has grown from ever-so humble beginnings to one of considerable national stature, one that is looking for its 17th-straight winning season, a 14th season in 15 years with seven or more victories, nine-straight bowl invites and 14 bowl appearances in the past 15 years. The list of schools with at least 16 straight winning seasons is a short one, but one that reads like a who's-who of college football's elite – Florida, Florida State, Virginia Tech and SOUTHERN MISS.

Memorable Moments


Founded in 1910 as Mississippi Normal College, Southern Miss started its football program two years later when modern language professor Ronald J. Slay was appointed as athletic director and head coach and led his team to a winning season (2-1). In the ensuing 92 seasons, winning seasons have been very much the norm.

The school's record of 540-365-27

includes 20 bowl games, two college division national championships, a long list of national rankings, an equally long list of NFL standouts and enough football memories to fill volumes. Over the years, there have been many memorable games, but the ones that stand out most are the games the Golden Eagles were not supposed to win, but instead, with determination and an unrelenting drive to succeed, turned into victories. Those games – 2004's victory over Nebraska; stunning wins over Auburn in 1990 and 1991; over Alabama in 1982, 1990, and 2000; over Florida State in 1981 and 1989; several wins over archrivals Ole Miss and Mississippi State; and victories over LSU, Georgia, and a host of others, including 2003's thrilling victory over previously undefeated and top 10 TCU – have contributed to the Golden Eagles' tradition of being a program second to none.

The school's impressive list of bowl games dates back to 1952 and includes appearances in three Liberty Bowls – the 2003, 1999, and 1997 – the 2004, 2005, 2008 and 2009 New Orleans Bowls, the 2002 Houston Bowl, the 2000 and 2007

George Sekul





History and Tradition



P.W. Underwood and Thad "Pie" Vann

GMAC Bowl, the 2007 Papajohns.com Bowl, the 1998 Humanitarian Bowl, the 1990 All-American Bowl, the 1980 and 1988 Independence Bowls, the 1956, 1957 and 1981 Tangerine Bowls and the 1952 and 1953 Sun Bowls.

The Golden Eagles also have taken their show on the road more than most successful teams. They have played from as far south as Havana (Cuba) and Florida, at several sites bordering on the northeast, at a variety of far-western stops (Hawaii, California, Utah, Idaho, and Nevada, among others), throughout the nation's heartland (Ohio, Illinois, Indiana, Pennsylvania, and Nebraska, among others), and against almost every team in the southeast.

Legendary Coaching Lineage

Southern Miss' football history is dotted with great coaches – those who have led the Golden Eagles, as well as those the Golden Eagles have played. List National Football Foundation Hall of Famer Thad "Pie" Vann and Jeff Bower at the top of the Golden Eagle list, and the list of opposing coaches reads like a who's-who of college football, starting with the legendary Bear Bryant, and running through such names as Joe Paterno, Bobby Bowden, Johnny Vaught and a host of others.

Add third-year coach Larry Fedora to that list, following Bower after 17 seasons and a rewritten record book. Bower's association with the program stretched over 29 years, first as a player, then as an assistant and eventual head coach. Bower's 119-83-1 record, impressive in its own right, is even more impressive by the fact that his teams only played 82 of 203 games at home.

The Champions

At Southern Miss, winning championships is something that has come to be expected – year in and year out. It began with the Golden Eagles' national championships that came in 1958 and 1962 under the guidance of Vann, who is still the winningest Southern Miss coach ever at 139-59-2 in 20 seasons. He was at the helm of the then-Mississippi Southern College through a period that saw the program emerge from the "small" college ranks into a program that earned respect nationally.

Prior to Vann, the Eagle program had 11 different coaches, five of those coaching only one season each, one two seasons and two more three seasons each. Vann's predecessor, Reed Green, was, until Bower came on the scene, the second-longest tenured coach in school history. He went on to serve as athletic director until the mid-1970s and oversaw overall program growth that equaled the successes generated by Vann's football squad.

The tradition of winning championships did continue during Bower's tenure, with the team's addition to Conference USA in 1996. With four championships in the 14 years of the conference, Southern Miss has become the model program. That success continued in 2003, one that saw the Golden Eagles win a league-record eight games, finish with another perfect conference mark and adding another championship trophy to the already-stellar collection of hardware.

Golden Eagle Gridiron Greats


Another major part of the tradition of Southern Miss football has been the great players. From the legendary Ray Guy – whose jersey, No. 44, was the first number to be retired by the Golden Eagles – to the days of multi-talented Reggie Collier, who had his No. 10 jersey retired in 2008, and Sammy Winder to now retired NFL MVP quarterback Brett Favre – whose jersey, No. 4, was retired in 1993 – Hattiesburg and Southern Miss has provided the National Football League with a host of talented players. That pipeline has continued in recent years and this past spring two players were selected in the NFL Draft and one other player signed a free-agent contract. Year after year, NFL scouts make their way back to the Hub City in an effort to track down the best players available.

The trail of success left by Southern Miss players is unquestioned. Collier was the first NCAA Division I-A quarterback to rush and pass for 1,000 or more yards in each category in a single season. His 1,005 rushing yards in 1981 still ranks among the best single-season rushing performances by a quarterback in NCAA history.

Tailback Sam DeJarnette was fifth among the nation's rushing leaders in 1982 (140.5 yards per game) and was second in all-purpose running with 180.2 yards per game. He also was eighth in kickoff returns that year with a 25.3 yard average. In 1990, the Eagles' Tony Smith finished as the nation's top kickoff return leader with a 32.5-yard average.

The Eagles' punt returners also have achieved national recognition over the years. In 1983, Louis Lipps finished 13th in the nation with an 11.5 yard average, and in 1987 James Henry averaged 13.6 yards per return, earning him fifth in the nation. Henry also tied an NCAA record by returning punts for touchdowns in three consecutive games and broke the NCAA mark by returning four during that stretch. During his career, Henry returned six punts for touchdowns, which placed him second among career leaders, and he added two punt return scores in the 1988 Independence Bowl to establish yet another record. Tony Smith followed in Henry's shoes and in 1990 finished ninth in the nation in punt returns with a 13.34 yard average, and Eric Booth led the nation in kickoff return average during the 1996 season at 34.8 yards per return.

Following his senior season in 1988, Henry joined several Golden Eagles who received All-America recognition while playing at Southern Miss. Guy was selected



1997 Liberty Bowl Champions



History and Tradition

in 1972 (first team), as was Collier in 1981 (third team) and Fred Cook in 1973. In 1990, strong safety Kerry Valrie won third team AP All-America honors and defensive end standout Adalius Thomas earned All-America honors following both his junior and senior seasons. The national accolades have continued through the last few seasons, with players like Leo Barnes, Cedric Scott, Rod Davis, Etric Pruitt and Michael Boley being named to a number of All-American lists. Davis led the nation in solo and total tackles in 2003.

Just last season, Damion Fletcher completed his incredibly successful four-year tenure to become the school's all-time leading rusher with 5,302 yards, while also becoming just the ninth running back in Division I FBS history to rush for over 1,000 yards in all four of his seasons.

Before the Eagles were classified Division I-A, players honored as Little All-Americans included Dick Shields (1935), J. D. Stonestreet (1935), Bucky McElroy (1951, 1952 and 1953), Phil Musmeci (1951), Hugh Laurin Pepper (1953), Hamp Cook (1954), Les Clark (1955), Don Owens (1956), Bob Yencho (1958) and Hugh McInnis (1958).

Of all the former Golden Eagles who moved on to play professional football, Guy and Favre have undoubtedly been the most successful. Guy, who holds the distinction of being the first kicker ever selected in the first round, retired from the Oakland Raiders. His collegiate success, one that saw him set records as a punter and a defensive back, also led to a National Football Foundation and College Football Hall of Fame induction in 2003 – the first for a Southern Miss player and for any punter in NCAA history.

Favre was a second-round pick of the Atlanta Falcons in the 1991 draft but was traded to Green Bay after only one season in Atlanta, and it was in Green Bay where he built a reputation enjoyed by many. He won the job as starter in 1992 and in 1993 was named to the Pro Bowl. During the 1995 season, he led the Packers to the NFL title game and was named the NFL's Most Valuable Player, a first for a Golden Eagle player. Favre added to his growing gridiron legend in 1996 by becoming just the third player in NFL history to win the Most Valuable Player award in back-to-back seasons. He capped the year by guiding Green Bay to Super Bowl XXXI championship with a victory over New England in his childhood

backyard, the Louisiana Superdome. A year later, he became the first NFL player ever to win three straight MVP awards.

Defensive Dynasty

While the offense has been impressive through the years, it has been the defense that has, perhaps, generated even more attention. From the "Nasty Bunch" to the "Black Attack," from great players throughout the program's history, to today's impressive representation in the NFL, it has been that defensive tradition and on-the-field performance that has provided the basis for many Southern Miss victories, such as a 1946 Green-coached team that went 7-3, posted six shutouts and gave up just 46 points; to a Vann-coached 1957 squad that shut out seven opponents en route to an 8-3 season; to a 1965 3-0 victory at Auburn that saw the Eagle offense generate just 145 yards while the defense held Auburn to an even more meager 135 yards.

In 1981, Southern Miss ranked first in the nation in scoring defense, allowing only 89 points in 11 games, and the Golden Eagles' list of high finishes in various defensive categories would fill several pages. Since 1966, the Golden Eagles have been in the top 25 in scoring defense a total of 15 times, including that best-ever '81 showing.

In recent years, under defensive coordinators John Thompson, Dave Wommack, Tyrone Nix, Jay Hopson and now Todd Bradford, the Golden Eagles have been regular fixtures in NCAA defensive categories, including top 25 finishes in scoring defense in seven of the last 12 years and a No. 8 finish for three-straight seasons prior to 2002, when the Eagles finished 15th. In the total defense category, Southern Miss has ranked among the top 20 teams 14 times since 1966, including a No. 1 finish in '66 and a No. 2 finish as recently as 2000. The 2003 defense finished the season ranked in the top 25 of every major defensive statistic, including ranking fifth in the nation in pass defense, 13th in pass efficiency defense, 14th in scoring defense and 23rd in total defense.

From Independent To C-USA Affiliation

And the beat goes on. For many years, Southern Miss traveled the nation as an independent, but that changed with the formation of Conference USA and the advent

of C-USA football in 1996. In a league that currently numbers 12 distinguished universities stretching from as far east as Marshall and East Carolina to as far west as UTEP, Southern Miss' conference success has been unprecedented. The Eagles won league titles in 1996, 1997, 1999 and again in 2003, narrowly missing in two other seasons and have won 72 of 101 league games.

As C-USA teams, including Southern Miss, continue to post victories over more and more of the nation's football "powerhouses," Golden Eagle and C-USA fans can expect the league to continue to mature into one of the premier conferences in college football. Growth in that direction can be best measured, perhaps, by the fact that C-USA has sent at least five of its members to berths in postseason bowl games in each of the last nine seasons in a league that is still early in its second decade of existence. With the change in landscape for this season, Southern Miss' role in Conference USA will be even more important.

Focused on the Road Ahead

While offense and defense are vital to winning games, the atmosphere that surrounds "Game Days at The Rock" also is important to the success of a program, and at Southern Miss, development of many of those tradition football-related events has helped make home-game days in Golden Eagle land a festive event for fans as well as an unfriendly venue for visiting teams.

Friday night pep rallies, the pregame Eagle Walk, daylong tailgating, Golden Eagle FunLand for the young and young at heart, The Rock (Roberts Stadium) and a host of other events all add to and enhance the Golden Eagle football experience.

That "football experience" has been enhanced by facilities that continue to be improved yearly. A state-of-the-art Athletic Center, lighted football practice fields with drainage and watering systems, a "field turf" in Carlisle-Faulkner Field at Roberts Stadium, the addition of luxury boxes and club level seating, promotional campaigns such as the well-received "Go Gold" have all combined to leave an already successful program on the threshold of even greater successes in the years ahead.

Tradition is an important part of any successful football program, and, at The University of Southern Mississippi, tradition can be found in every aspect of the program.



History and Tradition



1958 and 1962 College Division National Champions

Every fall, the dreams are the same for college football players and coaches around the country. For some the dream is more realistic than for others, but still they dream of someday claiming that elusive championship.

Twice in the storied history that is Southern Miss football, USM teams have seen their dreams of a championship become reality. Legendary Coach Thad "Pie" Vann assembled teams that were dedicated enough and worked hard enough to earn the ultimate prize — a national championship — and those two teams will forever be remembered as two of the greatest in school history.

By 1958, Mississippi Southern fans had been spoiled by four bowl trips in six seasons and a six-year run that produced an overall record of 49-14-1. Vann had a veteran team returning for 1958, and optimism was at an all-time high.

Some of the great names in the history of the school were members of the 1958 squad. Players such as Hugh McClinnis, Bob Yenko, George Sekul, and J.C. Arban were just a few of the standouts in whom Vann relied.

The season opener at the MSC Stadium against Louisiana Tech was played in terrible conditions after days of rain left the playing field saturated and muddy. Despite the conditions, the Southerners rolled up 327 yards of total offense to take a 14-0 win.

The Southerners made their first of two trips to Texas the next week and recorded their second straight shutout, a 15-0 victory over Trinity.

Week three produced the first major drama of the season as MSC recorded a 24-22 come-from-behind victory over Memphis State. Injuries knocked quarterbacks George Sekul and Ollie "Teenie" Yates out of the game, but fourth string QB Billy Larson led the team down the field in the final moments of play. With just 43 seconds left, Hugh McClinnis connected on a 22-yard field goal to clinch the victory. It was

the first field goal of his career.

The next three games produced easy victories over Southeastern Louisiana (33-6), West Texas (15-0), and Abilene Christian (22-0). By Halloween, the Southerners were ranked No. 1 in the country among small school teams, but their sights were set on gaining recognition as a major power.

Their opportunity came at Mobile's Ladd Stadium against North Carolina State. Sekul led the team to its best offensive output of the season in a 26-14 victory.

"The boys made up their minds to win this one," Coach Vann said. "You can't lose with boys who want to win and have ability."

The Southerners put an exclamation point the following week on their desire to be considered a major power, in a 41-0 rout of Virginia Tech. MSC held the Hokies' Billy Holsclaw, who came into the game as the nation's total offense leader, to only five total yards.

The victory started rumors flying about the possibility of MSC facing powerful LSU in the Sugar Bowl, but the game never materialized.

MSC closed out the season with a hard-fought 20-13 victory at Chattanooga that was highlighted by a four-play goal-line stand in the fourth quarter to preserve the win and an undefeated season.

Much like the 1958 squad, the 1962 Southern Miss team featured 20 returning lettermen. Some of the standouts on that team included Harold Hays, Billy Coleman, Jim Havard, and Johnny Sklopan, among others.

After opening the season with easy victories over Arlington State (28-7), Richmond (29-8), and Louisiana-Lafayette (29-0), the Southerners went to Chattanooga in search of a milestone.

After falling behind 7-6 early on, the Southerners battled back and put the game away in the fourth quarter when Billy Coleman raced 63 yards for a touchdown. The 31-13 victory gave Coach Vann his 100th career victory.

During the week following the win, USM took over the top spot in the small college poll but also opened as an eight-point underdog to archrival Memphis.

In a game played in a driving rain storm at Crump Stadium in Memphis, the Tigers escaped with a controversial 8-6 victory over the Southerners. The controversy occurred in the fourth quarter after MSC scored its lone touchdown of the game. Jimmy Havard got the ball on the left side on the try for two and apparently got in to tie the game, but officials ruled that he did not make it, leaving Memphis with the victory.

The Southerners bounced back over the next three weeks with 30-0 blankings of N.C. State and Abilene Christian and a 20-7 whipping of Arkansas State. Those three wins moved USM back up to No. 2 in the small college poll going into the final two weeks of the season.

Trinity posed little problem for the Southerners in a 33-6 win, setting the stage for the season's finale against Louisiana Tech.

Johnny Sklopan ensured the victory by rushing for 65 yards and catching two passes for 97 as USM recorded a 29-18 victory. The win propelled the team back to the No. 1 spot in the UPI small college poll.

"I've never been associated with a finer group of boys than we had this year," Vann said after the final game.





All-Time Coaches Records

(L-R): Reed Green, Thad "Pie" Vann, P.W. "Bear" Underwood, Maxie Lambright, C. J. "Pete" Taylor, Larry "Doc" Harrington



By Chronology

Coach	Years	Win	Loss	Tie	Percent
Larry Fedora (2008-Present)	2	14	12	0	0.538
Jeff Bower (1991-2007) *	17	119	83	1	0.589
Curley Hallman (1988-90)	3	23	11	0	0.676
Jim Carmody (1982-87)	6	37	29	0	0.561
Bobby Collins (1975-81)	7	48	30	2	0.613
P. W. "Bear" Underwood (1969-74)	6	31	32	2	0.492
Thad "Pie" Vann (1949-68)	20	139	59	2	0.700
Reed Green (1937-42, 46-48)	9	59	20	4	0.735
Allison "Pooley" Hubert (1931-36)	6	26	24	5	0.518
John Lumpkin (1930)	1	3	5	1	0.389
William B. Saunders (1928-29)	2	6	11	1	0.361
William Herschel Bobo (1924-27)	4	9	17	4	0.367
O. V. "Spout" Austin (1921-23)	3	8	13	0	0.381
B. B. O'Mara (1920)	1	5	2	1	0.688
Cephus Anderson (1919)	1	4	1	2	0.714
A. B. Dillie (1914-16)	3	6	10	1	0.382
M. J. "Blondie" Williams (1913)	1	1	5	1	0.214
Ronald J. Slay (1912)	1	2	1	0	0.667
Totals	93	540	365	27	0.594

By Wins

Coach	Years	Win	Loss	Tie	Percent
Thad "Pie" Vann (1949-68)	20	139	59	2	0.700
Jeff Bower (1991-2006) *	17	119	83	1	0.589
Reed Green (1937-42, 46-48)	9	59	20	4	0.735
Bobby Collins (1975-81)	7	48	30	2	0.613
Jim Carmody (1982-87)	6	37	29	0	0.561
P. W. "Bear" Underwood (1969-74)	6	31	32	2	0.492
Allison "Pooley" Hubert (1931-36)	6	26	24	5	0.518
Curley Hallman (1988-90)	3	23	11	0	0.676
Larry Fedora (2008-Present)	2	14	12	0	0.538
William Herschel Bobo (1924-27)	4	9	17	4	0.367
O. V. "Spout" Austin (1921-23)	3	8	13	0	0.381
A. B. Dillie (1914-16)	3	6	10	1	0.382
William B. Saunders (1928-29)	2	6	11	1	0.361
B. B. O'Mara (1920)	1	5	2	1	0.688
Cephus Anderson (1919)	1	4	1	2	0.714
John Lumpkin (1930)	1	3	5	1	0.389
Ronald J. Slay (1912)	1	2	1	0	0.667
M. J. "Blondie" Williams (1913)	1	1	5	1	0.214
Totals	93	540	365	27	0.594

* Bower coached the 1990 All American Bowl.



Year-by-Year Outlook

Year	W	L	T	Pct.	Coach
1912	2	1	0	.667	R.G. Slay
1913	1	5	1	.214	M.J. "Blondie" Williams
1914	2	3	1	.417	A.B. Dillie
1915	4	4	0	.500	A.B. Dillie
1916	0	3	0	.000	A.B. Dillie
1917-1918	NO TEAM DUE TO WAR				
1919	4	1	2	.714	Cephus Anderson
1920	5	2	1	.688	B.B. O'Mara
1921	3	4	0	.429	O.V. Austin
1922	2	6	0	.250	O.V. Austin
1923	3	3	0	.500	O.V. Austin
1924	3	3	2	.500	Herschel Bobo
1925	0	6	0	.000	Herschel Bobo
1926	3	4	1	.438	Herschel Bobo
1927	3	4	1	.438	Herschel Bobo
1928	4	5	0	.444	W.B. Saunders
1929	2	6	1	.278	W.B. Saunders
1930	3	5	1	.389	John Lumpkin
1931	2	5	0	.286	Pooley Hubert
1932	5	4	0	.556	Pooley Hubert
1933	3	5	2	.400	Pooley Hubert
1934	3	4	2	.444	Pooley Hubert
1935	6	4	0	.600	Pooley Hubert
1936	7	2	1	.750	Pooley Hubert
1937	7	3	0	.700	Reed Green
1938	7	2	0	.778	Reed Green
1939	4	2	3	.611	Reed Green
1940	7	4	0	.636	Reed Green
1941	9	0	1	.950	Reed Green
1942	4	0	0	1.000	Reed Green
1943-1945	NO TEAM DUE TO WAR				
1946	7	3	0	.700	Reed Green
1947	7	3	0	.700	Reed Green
1948	7	3	0	.700	Reed Green
1949	7	3	0	.700	Thad "Pie" Vann
1950	5	5	0	.500	Thad "Pie" Vann
1951	6	5	0	.545	Thad "Pie" Vann
1952	10	2	0	.833	Thad "Pie" Vann
1953	9	2	0	.818	Thad "Pie" Vann
1954	6	4	0	.600	Thad "Pie" Vann
1955	9	1	0	.900	Thad "Pie" Vann
1956	7	2	1	.750	Thad "Pie" Vann
1957	8	3	0	.727	Thad "Pie" Vann
1958	9	0	0	1.000	Thad "Pie" Vann
1959	6	4	0	.600	Thad "Pie" Vann
1960	6	4	0	.600	Thad "Pie" Vann
1961	8	2	0	.800	Thad "Pie" Vann
1962	9	1	0	.900	Thad "Pie" Vann
1963	5	3	1	.611	Thad "Pie" Vann
1964	6	3	0	.667	Thad "Pie" Vann
1965	7	2	0	.778	Thad "Pie" Vann
1966	6	4	0	.600	Thad "Pie" Vann
1967	6	3	0	.667	Thad "Pie" Vann
1968	4	6	0	.400	Thad "Pie" Vann
1969	5	5	0	.500	P.W. "Bear" Underwood
1970	5	6	0	.455	P.W. "Bear" Underwood
1971	6	5	0	.545	P.W. "Bear" Underwood
1972	3	7	1	.318	P.W. "Bear" Underwood
1973	6	4	1	.591	P.W. "Bear" Underwood
1974	6	5	0	.545	P.W. "Bear" Underwood
1975	8	3	0	.727	Bobby Collins
1976	3	8	0	.273	Bobby Collins
1977	6	6	0	.500	Bobby Collins
1978	7	4	0	.636	Bobby Collins
1979	6	4	1	.591	Bobby Collins
1980	9	3	0	.750	Bobby Collins
1981	9	2	1	.792	Bobby Collins
1982	7	4	0	.636	Jim Carmody
1983	7	4	0	.636	Jim Carmody
1984	4	7	0	.364	Jim Carmody
1985	7	4	0	.636	Jim Carmody
1986	6	5	0	.545	Jim Carmody
1987	6	5	0	.545	Jim Carmody
1988	10	2	0	.833	Curley Hallman
1989	5	6	0	.455	Curley Hallman
1990	8	3	0	.727	Curley Hallman
	0	1	0	.000	Jeff Bower
	(Coached All American Bowl)				
1991	4	7	0	.364	Jeff Bower
1992	7	4	0	.636	Jeff Bower
1993	3	7	1	.318	Jeff Bower
1994	6	5	0	.545	Jeff Bower
1995	6	5	0	.545	Jeff Bower
1996	8	3	0	.727	Jeff Bower
1997	9	3	0	.750	Jeff Bower
1998	7	5	0	.583	Jeff Bower
1999	9	3	0	.750	Jeff Bower
2000	8	4	0	.667	Jeff Bower
2001	6	5	0	.545	Jeff Bower
2002	7	6	0	.538	Jeff Bower
2003	9	4	0	.692	Jeff Bower
2004	7	5	0	.583	Jeff Bower
2005	7	5	0	.583	Jeff Bower
2006	9	5	0	.643	Jeff Bower
2007	7	6	0	.538	Jeff Bower
2008	7	6	0	.538	Larry Fedora
2009	7	6	0	.538	Larry Fedora
Totals	540	365	27	.594	



All-Time Rankings

In The Associated Press Weekly Poll (Division I)

The Associated Press began selecting a Poll in 1936. Southern Miss competed in Division I in 1960 and from 1963 to present

2004 Season	
11/2	21
10/26	25
10/12	24

2000 Season	
11/12	24
11/5	25
10/29	13
10/22	14
10/15	15
10/8	16
10/1	17
9/24	21
9/17	22
9/10	25
9/3	25
8/27	22
Preseason	24

1999 Season	
Final	14
11/21	16
11/14	18
11/7	21
10/31	25
10/24	20
10/17	21
10/10	25

1998 Season	
Preseason	21

1997 Season	
Final	19
12/8	22
12/1	22
11/24	24
11/8	24
10/27	24

1996 Season	
11/11	25
11/4	20
10/28	23
10/21	24

1990 Season	
12/4	23
11/27	24
11/20	25
11/13	25

1989 Season	
9/5	18

1981 Season	
12/1	18
11/24	17

11/17	9
11/10	14
11/3	20

1980 Season	
10/21	20

In The USA Today/ESPN Coaches Weekly Poll (Division I)
The USA Today/ESPN Poll took over the Coaches Poll in 1991 (Cable News Network, 1982-1996; ESPN 1997 - Present)

2004 Season	
11/2	21
10/26	25
10/12	25

2000 Season	
11/12	20
11/5	22
10/29	11
10/22	14
10/15	15
10/8	16
10/1	18
9/24	21
9/17	23
9/12	26
9/3	24
Preseason	25

1999 Season	
Final	13
11/21	14
11/14	17
11/7	20
10/31	25
10/24	19
10/17	21

1998 Season	
Preseason	21

1997 Season	
Final	19
12/8	22
12/1	23
11/24	23
11/17	24
11/3	25

1996 Season	
11/4	22
10/28	24

1990 Season	
12/4	22
11/27	23
11/20	24
11/13	24

1989 Season	
9/12	25
9/5	18

Southern Miss Against Ranked Teams

2009	
10/31	No. 15 Houston, L/43-50 (A)
9/26	No. 20 Kansas, L/28-35 (A)
2008	
10/11	No. 15 Boise State, L/7-24 (H)
9/6	No. 9 Auburn, L/13-27 (A)
2007	
12/22	No. 20 Cincinnati, L/21-31 (N)
9/8	No. 24 Tennessee, L/19-39 (A)
2006	
9/2	No. 7 Florida, L/7-34 (A)
2005	
9/10	No. 22 Alabama, L/21-30 (A)
2004	
12/4	No. 4 California, L/16-26 (H)
2003	
12/31	No. 25 Utah, L/0-17 (N)
11/20	No. 9 TCU, W/40-28 (H)
9/25	No. 11 Nebraska, L/14-38 (H)
2000	
12/20	No. 13 TCU, W/28-21 (N)
9/16	No. 13 Alabama, W/21-0 (A)
9/2	No. 12 Tennessee, L/16-19 (A)
1999	
10/30	No. 14 Alabama, L/14-35 (A)
10/9	No. 16 East Carolina, W/39-22 (A)
9/25	No. 5 Texas A&M, L/6-23 (A)
9/18	No. 4 Nebraska, L/13-20 (A)
1998	
10/3	No. 25 Tulane, L/7-21 (A)
9/19	No. 18 Texas A&M, L/6-24 (H)
9/5	No. 13 Penn State, L/6-34 (A)
1997	
11/8	No. 8 Tennessee, L/20-44 (A)
9/27	No. 21 Alabama, L/13-27 (A)
8/30	No. 2 Florida, L/6-21 (A)
1996	
11/16	No. 3 Florida State, L/14-54 (A)
9/7	No. 13 Alabama, L/10-20 (A)
1995	
11/4	No. 5 Tennessee, L/0-42 (A)
9/9	No. 13 Alabama, L/20-24 (A)
1994	
11/5	No. 4 Florida, L/17-55 (A)
10/8	No. 11 Alabama, L/6-14 (A)
9/24	No. 12 Texas A&M, L/7-41 (A)
9/10	No. 21 Virginia Tech, L/14-24 (H)
1993	
10/30	No. 5 Alabama, L/0-40 (A)
10/16	No. 23 Louisville, W/35-27 (A)
9/25	No. 25 Auburn, L/24-35 (A)
1992	
11/7	No. 14 Florida, L/20-24 (A)
9/12	No. 8 Alabama, L/10-17 (A)
1991	
11/9	No. 16 East Carolina, L/20-48 (H)
10/5	No. 16 Auburn, W/10-9 (A)

1990	
11/10	No. 15 Auburn, W/13-12 (A)
9/8	No. 13 Alabama, W/27-24 (A)
1989	
11/18	No. 4 Alabama, L/14-37 (A)
9/30	No. 22 Texas A&M/L 14-31 (A)
9/16	No. 5 Auburn, L/3-24 (A)
9/2	No. 6 Florida State, W/30-26 (N)
1988	
11/5	No. 9 Auburn, L/8-38 (A)
9/10	No. 10 Florida State, L/13-29 (A)
1987	
10/10	No. 6 Florida State, L/10-61 (H)
9/27	No. 16 Texas A&M, L/14-27 (N)
1986	
9/27	No. 14 Texas A&M, L/7-16 (A)
9/13	No. 4 Alabama, L/17-31 (A)
1985	
11/16	No. 20 Alabama, L/13-24 (A)
1983	
11/12	No. 16 Alabama, L/16-28 (A)
9/10	No. 4 Auburn, L/3-24 (A)
1982	
11/13	No. 17 Alabama, W/38-29 (A)
1981	
11/14	No. 20 Florida State, W/58-14 (A)
11/7	No. 17 Mississippi St., W/7-6 (N)
10/10	No. 7 Alabama, T/13-13 (A)
1980	
10/25	No. 1 Alabama, L/7-42 (A)
1979	
9/8	No. 19 Florida State, L/14-17 (A)
1976	
10/23	No. T20 Mississippi St., L/7-14 (H)
1975	
11/15	No. 15 Alabama, L/6-27 (A)
1974	
9/21	No. 4 Alabama, L/0-52 (A)
1972	
10/28	No. 2 Alabama, L/11-48 (A)
1971	
10/9	No. 4 Auburn, L/14-27 (A)
9/18	No. 9 Alabama, L/6-42 (A)
1970	
10/17	No. 4 Ole Miss, W/30-14 (A)
1969	
10/18	No. 19 Ole Miss, L/7-69 (A)
9/27	No. 7 Alabama, L/14-17 (A)
1968	
9/28	No. 7 Alabama, L/14-17 (A)
1967	
9/30	No. 9 Alabama, L/3-25 (A)
1966	
11/26	No. 3 Alabama, L/0-34 (A)



Games In Which Southern Miss and Opponents Were Both Ranked in the Division I Associated Press Poll When They Played

Date	Rank	Team	Score	Rank	Team	Score
9/16/00	(25)	Southern Miss	21	(13)	Alabama	0
9/2/00	(22)	Southern Miss	16	(12)	Tennessee	19
10/30/99	(20)	Southern Miss	14	(14)	Alabama	35
9/5/98	(21)	Southern Miss	6	(13)	Penn State	34
11/8/97	(24)	Southern Miss	20	(8)	Tennessee	44
11/14/81	(14)	Southern Miss	58	(20)	Florida State	14
11/7/81	(20)	Southern Miss	7	(17)	Mississippi St.	6
10/25/80	(20)	Southern Miss	7	(1)	Alabama	42



All-Americans



George Batiste




Michael Boley



Reggie Collier



Fred Cook



Rod Davis



Hanford Dixon



Ray Guy



Marvin Harvey

All-Americans

First Team

- 2004 **Michael Boley, linebacker**
ABC Sports/Cingular; All-American Football Foundation
- 2003 **Rod Davis, linebacker**
All-American Football Foundation; *Playboy*
- 2002 **Rod Davis, linebacker**
All-American Football Foundation; CollegeFootballNews.com
- 1999 **Adalius Thomas, defensive end**
College Football News
- 1998 **Adalius Thomas, defensive end**
American Football Coaches Association
- 1988 **James Henry, punt returner**
The Sporting News
- 1980 **Hanford Dixon, defensive back**
The Sporting News
- 1980 **Marvin Harvey, tight end**
Newspaper Enterprise Association
- 1972 **Ray Guy, punter**
Associated Press; *Football News*; Football Writers Association; *Gridiron*; *Playboy*; *The Sporting News*; Walter Camp

Second Team

- 2004 **Michael Boley, linebacker**
Associated Press; CollegeFootballNews.com; *SI.com*, *The Sporting News*, Walter Camp Football Foundation
- 2003 **Michael Boley, linebacker**
CollegeFootballNews.com
- 2003 **Rod Davis, linebacker**
The Sporting News
- 2002 **Etric Pruitt, defensive back**
CNNSI.com, CollegeFootballNews.com
- 2000 **Leo Barnes, defensive back**
Football News
- 1999 **Adalius Thomas, defensive end**
Associated Press; BCS Online; CBS Sportsline; *The Sporting News*
- 1997 **Patrick Surtain, defensive back**
The Sporting News

Third Team

- 2006 **George Batiste, offensive lineman**
CollegeFootballNews.com
- 2005 **Kevis Coley, linebacker**
SI.com
- 2005 **Luke Johnson, punter**
SI.com
- 2005 **Darren McCaleb, kicker**
SI.com
- 2003 **Rod Davis, linebacker**
Associated Press; CollegeFootballNews.com
- 2002 **Rod Davis, linebacker**
Associated Press; *The Sporting News*
- 2000 **Cedric Scott, defensive end**
Associated Press; *Football News*
- 1999 **Adalius Thomas, defensive end**
Football News
- 1998 **Adalius Thomas, defensive end**
Associated Press; *College Sports News*; *Football News*
- 1990 **Kerry Valrie, defensive back**
Associated Press
- 1981 **Reggie Collier, quarterback**
Associated Press
- 1973 **Fred Cook, defensive end**
Associated Press

Fourth Team

- 2002 **Etric Pruitt, defensive back**
The Sporting News
- 2001 **Rod Davis, linebacker**
The Sporting News

Little All-Americans

First Team

- 1958 **Hugh McClinnis, end**
Associated Press
- 1958 **Bob Yenko, end**
Associated Press
- 1956 **Don Owens, tackle**
Helms Foundation

- 1955 **Les Clark, center**
Helms Foundation
- 1954 **Hamp Cook, guard**
Associated Press
- 1953 **Bucky McElroy, fullback**
Helms Foundation
- 1953 **Hugh Laurin Pepper, halfback**
Helms Foundation
- 1952 **Bucky McElroy, fullback**
Paul Williamson's Mid-Bracket
- 1951 **Bucky McElroy, fullback**
Associated Press; Paul Williamson's Mid-Bracket
- 1951 **Phil Musmeci, tackle**
Associated Press
- 1946 **Jay Smith, end**
Paul Williamson's Mid-Bracket
- 1938 **George Westerfield, end**
International News Service

Second Team

- 1954 **Hamp Cook, guard**
Paul Williamson's Mid-Bracket
- 1954 **Jim Davis, tackle**
Paul Williamson's Mid-Bracket
- 1950 **Bubba Phillips, halfback**
Associated Press
- 1947 **Jay Smith, end**
Associated Press
- 1946 **Mike Katrishen, tackle**
Associated Press

National Player of the Year

Third Team

- 1951 **Phil Musmeci, tackle**
Paul Williamson's Mid-Bracket
- 1999 **Adalius Thomas, defensive end**
SportsRampage.com




James Henry



Hugh McClinnis



Bubba Phillips



Cedric Scott



Patrick Surtain



Adalius Thomas



Kerry Valrie



Bob Yenko



All-Time Honors

Conference Awards

All-Conference USA

First Team

2009 Ryan Hebert, ol; Eddie Hicks, db
 2008 Damion Fletcher, rb; DeAndre Brown, wr; Gerald McRath, lb
 2007 Matthew Chatelain, dl; Gerald McRath, lb; Martavius Prince, dl;
 Brandon Sumrall, db
 2006 George Batiste, ol; Travis Cooley, ol; Damion Fletcher, rb; Shawn Nelson, te
 2005 George Batiste, ol; Kevis Coley, lb; Trevis Coley, db; John Eubanks, kor;
 Luke Johnson, p
 2004 Michael Boley, lb; John Eubanks db/kor
 2003 Michael Boley, lb; Greg Brooks, db; Rod Davis, lb; John Eubanks, kor;
 Jeremy Parquet, ol; Terrell Paul, de; Etric Pruitt, db; Marvin Young, pr
 2002 Michael Boley, lb; Rod Davis, lb; Derrick Nix, rb; Torrin Tucker, ol; Etric Pruitt, db
 2001 Greg Brooks, db; Rod Davis, lb; Chad Williams, db
 2000 Leo Barnes, db; Cedric Scott, dl; DeQuincy Scott, dl
 1999 Leo Barnes, db; Shedrick Blackmon, ol; Cedric Scott, dl; T.J. Slaughter, lb;
 Adalius Thomas, de
 1998 Sherrod Gideon, wr; Henry McClendon, ol; Derrick Nix, rb; T.J. Slaughter, lb;
 Adalius Thomas, de; Ty Trahan, lb
 1997 Robert Brown, dl; Sherrod Gideon, wr; Kasey Keith, ol; Marchant Kenney, lb;
 Perry Phenix, db; Harold Shaw, rb; Patrick Surtain, db; Adalius Thomas, dl
 1996 Eric Booth, rb/kor; Leroy Dewitt, ol; Marchant Kenney, lb; Patrick Surtain, db;
 Cedric Walthaw, dl

Second Team

2009 Damion Fletcher, rb; Leroy Banks, te; DeAndre Brown, wr; Corey Williams, lb;
 Cody Tawater, ls
 2008 Ryan McKee, ol; Anthony Gray, dl; Eddie Hicks, db
 2007 Britt Barefoot, p ; Chris Clark, ol; Nick Dean, ol; Damion Fletcher, rb;
 Shawn Nelson, te
 2006 Darren McCaleb, pk; Martavius Prince, dl
 2005 Travis Cooley, ol; Tom Johnson, dl; Darren McCaleb, k; Brandon Sumrall, db
 2004 Trevis Coley, db; Darren McCaleb, k; Jeremy Parquet, ol; Chad Ruffin, dl
 2003 Terrell Bowden, te; Jim Hicks, ol
 2002 Jason Jimenez, ol; Terrell Paul, dl
 2001 Jeremy Bridges, ol; Roy Magee, lb; Terrell Paul, dl
 2000 Billy Clay, ol; Raymond Walls, db; Chad Williams, db
 1999 Sherrod Gideon, wr; Derrick Nix, rb; Terrance Parrish, db; Todd Pinkston, wr;
 DeQuincy Scott, dl; Ty Trahan, lb
 1998 Jose Gonzalez, db; DeShone Mallard, db; O'Lester Pope, ol; Cedric Scott, dl
 1997 Jamaal Alexander, db; Eric Booth, kor; Terry Hardy, te; Henry McClendon, ol;
 Lee Roberts, qb
 1996 Terry Hardy, te; Lee Roberts, qb; Perry Phenix, db; Daryl Terrell, ol

Third Team

2006 Chris Clark, ol; Robert Henderson, dl; Caleb Hendrix, db; Brandon Sumrall, db
 2005 Shawn Nelson, te
 2004 Antwon Courington, wr
 2003 Ronald Jones, dl; Alex Ray, db; Eric Scott, dl; Chris White, ol; Marvin Young, wr

All-Freshman

2009 Peter Boehme, p; Tracy Lampley, pr
 2008 Austin Davis, qb; DeAndre Brown, wr; Terrance Pope, dl; Dedrick Jones, dl;
 Corey Williams, lb
 2007 C.J. Bailey, db; Justin Estes, pk
 2006 Damion Fletcher, rb; Eddie Hicks, db; Gerald McRath, lb
 2005 Shawn Nelson, te
 2004 Chris Clark, ol; Martavius Prince, dl
 2003 Travis Cooley, ol; Greg Casnave, dl; Darren McCaleb, k
 2002 John Eubanks, db
 2001 Chris Johnson, wr; Skylor Magee, DL; Jeremy Parquet, ol; Myron Powe, ol;



Onesimus Henry (59)

James Walley, rb
 2000 Greg Brooks, db; Rod Davis, lb; Jim Hicks, ol; Kenneth Johnson, wr, rs;
 Terrell Paul, de
 1999 Jeremy Bridges, ol; Joe Henley, lb; Zeb Landers, ol; Buck Miciotto, te;
 Torrin Tucker, ol
 1998 Derrick Nix, rb
 1997 John Nix, dl; DeQuincy Scott, dl
 1996 Shedrick Blackmon, ol; Sherrod Gideon, wr; Jamie Purser, p; Adalius Thomas, dl

Conference USA Coach of the Year

2003 Jeff Bower
 1999 Jeff Bower
 1997 Jeff Bower

Conference USA Defensive Player of the Year

2007 Gerald McRath, lb
 2005 Kevis Coley, lb
 2004 Michael Boley, lb
 2003 Rod Davis, lb
 2000 Cedric Scott, de
 1999 Adalius Thomas, de
 1998 Adalius Thomas, de
 1997 Patrick Surtain, db

Conference USA Freshman of the Year

1998 Derrick Nix, rb

Conference USA Special Teams Player of the Year

2004 John Eubanks, kor/pr

Conference USA Team of the Decade

Offense - Derrick Nix, rb; Sherrod Gideon, wr.
 Defense - Michael Boley, lb; Rod Davis, lb; Patrick Surtain, db; Adalius Thomas, de.
 Special Teams - Eric Booth, kr; John Eubanks, kr.

Conference USA Coach of the Decade

2004 Jeff Bower

Conference USA All-Academic Team

2008 Austin Davis, qb
 2007 Jeremy Young, qb

All-South Independent

First Team

1994 Michael Tobias, dt
 1993 Todd Beeching, ot; Bobby Hamilton, de; Michael Tobias, dt; Tyrone Nix, lb;
 LT Gulley, db
 1992 Leon Anderson, og; Tyrone Nix, lb; Terryl Ulmer, db; Michael Welch, rb
 1991 Tony Smith, tb
 1990 Chafan Marsh, og
 1988 Scott Bryant, p
 1987 Pat Ferrell, ot
 1986 Onesimus Henry, lb; Pat Ferrell, ot
 1984 Richard Byrd, dt
 1983 Jerald Baylis, ng; Bud Brown, s; Glen Howe, ot; Louis Lipps, wr;
 1982 Jerald Baylis, ng; Reggie Collier, qb; Sam Dejarrette, tb; Glen Howe, ot;
 George Tillman, de
 1981 Jerald Baylis, ng; Reggie Collier, qb; George Tillman, de; Sammy Winder, tb
 1980 Hanford Dixon, db; Marvin Harvey, te; George Tillman, de; Jamey Watson, oc;
 Sammy Winder, tb
 1979 Marvin Harvey, te; J.J. Stewart, de; Clump Taylor, lb
 1978 Randy Butler, ot; Stoney Parker, dt; Clump Taylor, lb
 1977 Ben Garry, tb; Stoney Parker, dt; Eric Smith, ot
 1976 Ben Garry, tb; Eric Smith, ot; Bobby Smithart, de
 1975 Jerry Fremin, ot; Randy Latta, ng; Norris Thomas, db
 1974 Ron Cheatham, lb; Rick Gemmel, db; John Sawyer, te
 1973 Fred Cook, de; Mike Dennerly, lb; Doyle Orange, tb; Ricky Palmer, p; Clint Tapper, og
 1972 Fred Cook, de; Mike Dennerly, lb; Ray Guy, db/p
 1971 Ray Guy, p; Jimmy Haynes, oc; Johnny Herron, dt
 1970 Hugh Eggersman, de; Ray Guy, db/p; Dickey Surace, lb
 1969 Radell Key, dt; Billy Mikel, wr; Bob Sheperd, ot
 1968 Melvin Autry, c; Rex Barnes, nt; Radell Key, dt; Ihor Kondrat, og

Second Team

1995 Tim Bell, dl; Fred Brock, wr; Chris Pierce, k; Daryl Terrell, ol
 1994 Brent Duggins, og; LT Gulley, db
 1992 Bobby Hamilton, de; George McReynolds, g; Lance Nations, k; Marcus Pope, te;
 Michael Tobias, dt



All-Time Honors

- 1991 Derrick Hoskins, db; Chafan Marsh, g; Thad McDowell, lb; Marcus Pope, te; Chris Ryals, t; Arnie Williams, lb
 1990 Brett Favre, qb; Tony Smith, tb; Arnie Williams, lb
 1989 Scott Bryant, p; William Kirksey, lb; Chris Ryals, t; Kerry Valrie, db
 1988 Shelton Gandy, tb; James Henry, db; George Hill, lb; Marty Williams, c
 1986 Vincent Alexander, tb; Billy Knighten, p
 1984 Fred Richards, t
 1983 Richard Byrd, dt; Steve Carmody, c; Sam Dejarnette, tb
 1982 Bud Brown, db; Louis Lipps, wr
 1981 Bud Brown, db; Glen Howe, ot; Rhett Whitley, de
 1978 Greg Aherns, ot; David O'Dom, db
 1977 Amos Fowler, og; Bobby Smithart, de
 1974 Jeff Bower, qb; Norris Thomas, db; Mike Smith, dt

Third Team

- 1995 Robert Brown, dl; Eugene Harmon, lb; Derrick Hervey, db; Chris Pierce, p

Honorable Mention

- 1995 Fred Brock, ret.; Albert McRae, lb; Rod Thomas, db

Independent Football Alliance

- 1993 Todd Beeching, t; Perry Carter, db; Eric Estes, p; LT Gulley, db; Bobby Hamilton, de; Michael Tobias, dt
 1992 Leon Anderson, g; Perry Carter, db; Tyrone Nix, lb; James Singleton, de; Terry Ulmer, db; Michael Welch, tb

Liberty Bowl Alliance All-Star Team

- 1995 Tim Bell, dl; Fred Brock, wr; Eugene Harmon, lb; Chris Pierce, k/p; Daryl Terrell, Jr., ol
 1994 Robert Brown, de; Eugene Harmon, lb; Derrick Hervey, db; Mark Montgomery, wr; Michael Tobias, dt

All-Gulf States Conference

First Team

- 1951 Dick Caldwell, e; Scrappy Hart, hb; Eddie Kauchick, lb; Walter Mann, t; Bucky McElroy, hb; Phil Musmeci, t
 1950 Dave Allen, c; Bubba Phillips, hb; Ivan Rasamond, e

Second Team

- 1951 Dave Allen, c; Jimmy Brashier, hb; Jackson Brumfield, e; Ken Farris, g; Jack Fulkerson, t; Tom LeGros, qb; Ed McDaniel, g; Bob McKellar, e; Phil Muscarello, lb
 1950 Bobby Holmes, qb; Phil Musmeci, t

State Awards

Conerly Trophy

(Best Player in the State of Mississippi)

Year	Name	Position
2007	Damion Fletcher	Running Back
2004	Michael Boley	Linebacker
2002	Rod Davis	Linebacker

National Awards

AFCA Good Works Team

Year	Name	Position
2004	Luke Johnson	Punter
1997	Karr Shannon	Defensive Back

College Football Association All-Academic Team

Year	Name	Position
1992	James Singleton	Defensive End
1991	James Singleton	Defensive End

College Football Chronicle Unsung Hero All-America

Year	Name	Position
1996	Karr Shannon	Defensive Back

CoSIDA Academic All-America

First Team

Year	Name	Position
1997	Jeremy Lindley	Offensive Line
1992	James Singleton	Defensive End

Second Team

Year	Name	Position
2000	Jeff Kelly	Quarterback
1991	James Singleton	Defensive End

National Football Foundation and College Hall of Fame

Year	Name	Position
2004	Ray Guy	Punter
1987	Thad "Pie" Vann	Coach

National Football Foundation and College Hall of Fame Scholar Athlete

Year	Name	Position
2001	Jeff Kelly	Quarterback

The Sporting News Freshman All-America Team

Year	Name	Position
2008	DeAndre Brown	Wide Receiver (Second Team)
2006	Gerald McRath	Linebacker (First Team)
	Damion Fletcher	Running Back (Second Team)
2005	Shawn Nelson	Tight End (Third Team)
2003	Darren McCaleb	Kicker (Third Team)
2001	Skylor Magee	Defensive Line (Third Team)
2000	Rod Davis	Linebacker (Second Team)
1998	Derrick Nix	Running Back (First Team)
1997	John Nix	Defensive Tackle
1996	Adalius Thomas	Defensive End

CollegeFootballNews.com Freshman All-America Team

Year	Name	Position
2008	DeAndre Brown	Wide Receiver (First Team)
	Austin Davis	Quarterback (Honorable Mention)
2006	Gerald McRath	Linebacker (Second Team)
	Damion Fletcher	Running Back (Second Team)

CollegeFootballNews.com Sophomore All-America Team

Year	Name	Position
2007	Gerald McRath	Linebacker (Second Team)
	Damion Fletcher	Running Back (Second Team)

Woody Hayes NCAA Division I National Scholar-Athlete

Year	Name	Position
2005	Luke Johnson	Punter
2001	Jeff Kelly	Quarterback

The Frank Broyles Award Finalists

Year	Name	Position
2003	Tyrone Nix	Defensive Coordinator

Southern Miss Team of the Century

Offense

End - Cliff Coggin (1948-49), Bob Yenko (1955-58); Guard - Amos Fowler (1975-77), Hamp Cook (1952-54); Center - Richard Johnston (1956-58); Tackle - Glen Howe (1980-83); Don Owens (1953-56); Tight End - Marvin Harvey (1977-80); Wide Receiver - Louis Lipps (1980-83), Sherrod Gideon (1996-99); Quarterback - Brett Favre (1987-90); Reggie Collier (1979-82); Left Half - Derrick Nix (1998-2001), Bubba Phillips (1947-50); Fullback - Bucky McElroy (1951-53); Right Half - Sammy Winder (1978-81), Hugh Lauren Pepper (1952-53).

Defense

Line - Jerald Baylis (1980-83); Richard Byrd (1981-84), Don Hultz (1960-62), P.W. Underwood (1954-56); Ends - Adalius Thomas (1996-99), Fred Cook (1971-73); Linebacker - Ronald (Clump) Taylor (1976-79), Ken Avery (1964-66), Doug Satcher (1963-65), Harold Hays (1960-62); Cornerback - Patrick Surtain (1994-97), Hanford Dixon (1977-80); Safety - Bud Brown (1980-83), Tommy Walters (1962-63).

Specialist

Kickoff Returns - Tony Smith (1989-91); Punt Returns - James Henry (1986-88); Kicker - Steve Clark (1981-83); Punter - Ray Guy (1970-72).



Southern Miss Legends Club

Over the years there have been many standouts to don Southern Miss Golden Eagle jerseys. There have been countless all-conference and All-America players. There have been members of conference championship and NCAA postseason teams. There have been those who made their mark on Golden Eagle athletics, excelling in different sports and eras, all giving their heart and soul for Southern Miss.

While the standouts to grace the fields and courts have been many, there's been a select few who truly carved a niche in their respective sports. Over the past few years, the Southern Miss Department of Athletics created an organization to honor these heroes – the Southern Miss Legends Club.

An idea inspired by former football great Sammy Winder, the Legends Club recognizes former university athletic standouts who made prominent contributions in their individual sports, while participating as student-athletes.

The players' athletic feats are enough to deserve the highest honor in the world of sports – having their respective jerseys retired. But with the Legends Club, Southern Miss' standouts do not have their jerseys retired. Instead, the players are honored by being recognized with membership in this prestigious club. Their names and numbers will be displayed prominently in the athletic facilities in which they played.

There are 14 such members in the

Legends Club, six of whom are associated with the football program. Those individuals include Reggie Collier, Fred Cook, Brett Favre, Ray Guy, Derrick Nix and Sammy Winder. The remaining makeup of the Legends Club includes four associated with the men's basketball program. This group consists of all-star players Wendell Ladner, Nick Revon, Clarence Weatherspoon and legendary coach M.K. Turk, the winningest coach in the program's history. Also represented are women's basketball standout Janice Felder and women's softball stars Courtney Blades and Amy Berman. Only one other coach has been inducted into the group – former women's basketball coach Kay James.

The Legends Club



Amy Berman
Softball
(1999-2000)



Courtney Blades
Softball
(1999-2000)



Reggie Collier
Football
(1979-82)



Fred Cook
Football
(1971-73)



Brett Favre
Football
(1987-90)



Janice Felder
Women's Basketball
(1990-94)



Ray Guy
Football
(1970-72)



Kay James
Women's Basketball
(1977-99)



Wendell Ladner
Basketball
(1967-70)




Derrick Nix
Football
(1998-2000, 2002)



Nick Revon
Basketball
(1951-54)



M. K. Turk
Basketball
(1976-96)



Clarence Weatherspoon
Basketball
(1989-92)



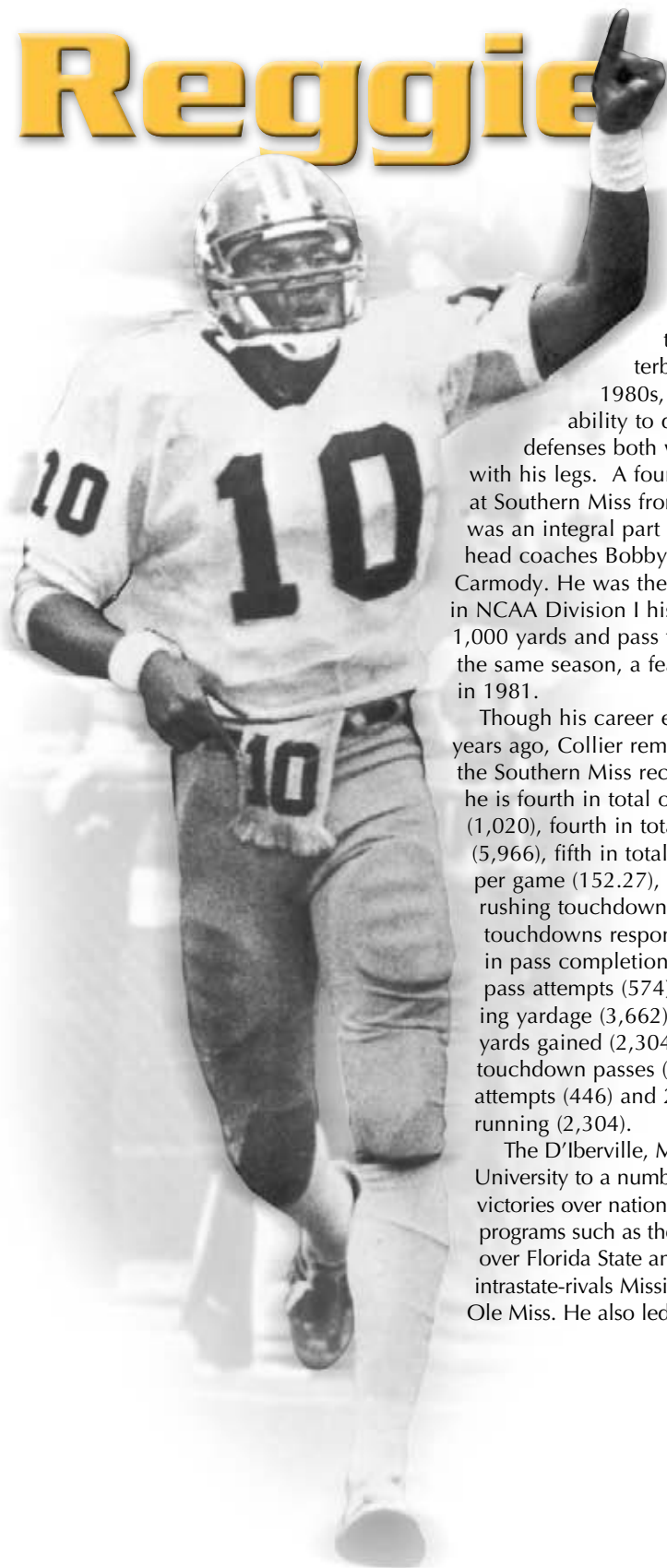
Sammy Winder
Football
(1978-81)



Southern Miss Legends Club

Reggie Collier

Quarterback, 1979-82



Reggie Collier was a dual-threat at quarterback in the early 1980s, possessing the ability to defeat opposing defenses both with his arm and with his legs. A four-year letterwinner at Southern Miss from 1979-82, Collier was an integral part of the offenses for head coaches Bobby Collins and Jim Carmody. He was the first quarterback in NCAA Division I history to rush for 1,000 yards and pass for 1,000 yards in the same season, a feat he accomplished in 1981.

Though his career ended over 25 years ago, Collier remains prominent in the Southern Miss record book where he is fourth in total offensive plays (1,020), fourth in total offensive yards (5,966), fifth in total offensive yards per game (152.27), tied for sixth in rushing touchdowns (26), seventh in touchdowns responsible for (42), 10th in pass completions (288), ninth in pass attempts (574), ninth in passing yardage (3,662), ninth in rushing yards gained (2,304), tied for 12th in touchdown passes (16), 12th in rushing attempts (446) and 26th in all-purpose running (2,304).

The D'Iberville, Miss., native led the University to a number of outstanding victories over nationally-recognized programs such as the 58-14 victory over Florida State and six victories over intrastate-rivals Mississippi State and Ole Miss. He also led the Golden Eagles

to a pair of bowl games, including a victory in the 1980 Independence Bowl. Collier added another honor to his resume recently this year, when he was inducted into the Independence Bowl Hall of Honor.

In the fall of 2008, Collier's No. 10 jersey was retired prior to the Boise State contest. Collier is one of only three players in the history of the school to have his jersey number retired.

As a junior, Collier finished ninth in the Heisman balloting and as a senior, he was selected to participate in the Blue-Gray Classic in 1982 and the Senior Bowl in 1983. He and Brett Favre are the two quarterbacks on the Southern Miss Football Team of the Century. Collier was drafted by the Birmingham Stallions of the USFL in the first round in 1983 and also played with the Washington Federals and the Orlando Renegades. He spent several seasons in the NFL as a member of the Dallas Cowboys and Pittsburgh Steelers.

Collier's Career Statistics

Passing

Year	GP	C/A/I	Pct.	Yds.	TD	Yd./Att.	Yd./Comp.
1979	6	12/17/1	.706	125	0	7.4	10.4
1980	11	97/199/3	.487	1,268	7	6.4	13.1
1981	11	81/139/4	.583	1,004	6	7.2	12.4
1982	11	89/219/7	.448	1,265	3	5.8	12.9
Totals	39	288/574/15	.502	3,662	16	7.2	12.7

Rushing

Year	GP	Att.	Yds.	TD	Yd./Att.
1979	6	16	30	0	1.9
1980	11	127	464	2	3.7
1981	11	153	1,005	12	6.6



Southern Miss Legends Club

Fred Cook

Defensive End, 1971-73

Fred Cook, the latest member of the Southern Miss Legends Club after garnering the honor during the fall of 2009, is best remembered as one of the best pass rushers in the history of Southern Miss football. From his defensive end position, Cook caused more havoc in opposing backfields as perhaps any player in school history.

Cook was the perfect defensive end and one that could accomplish his mission in more ways than one. He could use his brute strength to get to his opposing target or used his quickness and finesse to slip past an opposing blocker. He just had a knack of putting himself in the right position to make the play. As one of the first African-American players in school history, Cook was given credit for the ease of the way integration of the school and the football program was accomplished and his popularity led him by his senior year to be named Mr. USM.

Cook came to Southern Miss from Our Lady of Victory High School in Pascagoula, Miss. After a season on the freshman team, he began to get noticed during spring drills of 1971 and wound up as the starter at defensive end when the season began.

Immediately, Cook established himself as one of the school's best when he finished among the team's leaders in tackles with 68 and a school-record 18 quarterback sacks. That 1971 team finished with a 6-5 record while the Golden Eagle defense was good enough that year to record three shutouts.

He was the only member of the defensive front four to return for the 1972 season, but as usual he was ready to shoulder the load. He recorded 19 quarterback sacks that season, while finishing second on the team in tackles with 122. The team would struggle to a 3-7-1 record that year but Cook had established himself as one of the best defensive players in the country.


Although he was regularly double-teamed by opponents in 1974, Cook still finished fourth on the team in tackles with 67 and was once more the team leader in quarterback sacks. The team finished 6-4-1,

but the last six opponents that year would average just over eight points a game against the Cook led defense.

For his

play he earned third team All-American honors in 1973, in addition to being named first team all-South Independent in 1972 and 1973.

He played in the Senior Bowl and the Blue-Gray game and was drafted in the second round (32nd pick overall) by the Baltimore Colts in the 1974 NFL draft. Cook would play for the Colts from 1974 to 1980.





Southern Miss Legends Club

Brett Favre

Quarterback, 1987-90

Brett Favre's was the Golden Eagles' signal caller from the 1987-90 seasons and is arguably the greatest quarterback ever to don the Black and Gold. He led the Golden Eagles to two bowl games and set several school passing records during his time, some of which still stand today.

Favre currently owns records for yards passing in a career (7,695), most completions in a

career (613), most passing attempts in a career (1,169), tied for most career passing touchdowns (52), most plays of total offense in a career (1,363), and most yards of total offense in a career (7,606).

The Kiln, Miss., native helped lead the Golden Eagles to some of their biggest wins in school history, including a 30-26 victory over No. 6 Florida State in 1989. Favre also led Southern Miss to its last 10-win season (1988). In 1990,

Favre was selected to play in the Senior Bowl and East-West Shrine Game.

His heroics helped earn him a spot as a quarterback, along with Reggie Collier, on the Southern Miss Football Team of the Century.

Favre is one of three players to have his jersey number, No. 4, retired at the school.

He was selected in the 1991 NFL draft by the Atlanta Falcons and spent one season there before joining the Green Bay Packers, where he started in an NFL-record 253

games at quarterback before a brief retirement. Favre then rejoined the NFL ranks as a member of the New York Jets in 2008 where he played for a season before joining the Minnesota Vikings in 2009 to increase his record of consecutive starting assignments to 285.

It had been with the Packers that the Favre legend continued, though. With the Packers, he led them to four NFC championship appearances, two NFC titles and one Super Bowl victory. Favre was selected to eight Pro Bowls and also owns an unprecedented three-straight NFL Most Valuable Player awards, earning the honors in 1995, 1996 and 1997. Last year with the Vikings, Favre returned to the NFC Championship game.

In 19 NFL seasons, he ranks as the league's all-time leader in touchdown passes (497), passing yards (69,329), completions (6,083) and passing attempts (9,811). No other player played more games for the Green Bay Packers during their career (255).

During his NFL career, he also has completed over 60 percent of his passes in 13 of his seasons, including a career-best 68.4 percent during the 2009 campaign.

Favre's Career Statistics

Passing

Year	GP	C/A/I	Pct.	Yds.	TD	Yd./Att.	Yd./Comp.
1987	10	79/194/13	.407	1,264	15	6.5	16.0
1988	11	178/319/5	.558	2,271	16	7.1	12.8
1989	11	206/381/10	.541	2,588	14	6.8	12.6
1990	10	150/275/6	.541	1,572	7	5.7	10.5
Totals	42	613/1,169/34	.512	7,695	52	6.5	13.0



Southern Miss Legends Club

Ray Guy

Punter/Defensive Back, 1970-72

A standout punter and defensive back for Southern Miss, Ray Guy proved to be one of the most versatile players in school history. A football and baseball star for the Golden Eagles, Guy's legend began on the gridiron, where he set records in placekicking, punting and as a defensive back. He was the first Southern Miss player to have his jersey retired and also became the first Golden Eagle football player, and first punter, ever inducted into the National Football Foundation and College Football Hall of Fame as a member of the 2004 Division I-A class.

Guy has proven that he is the finest punter in the history of NCAA football. He set the standard that punters have tried to emulate since his playing days were finished. The Greater Augusta Sports Council believed that Guy is the best punter in the history of NCAA collegiate football and because of that belief, named an annual award in his honor. That award, the Ray Guy Award, is given annually to the best collegiate punter in the nation.

The Thomson, Ga., native set school records as a placekicker, punter and defensive back and was the NCAA punting champion in 1972. He finished with a career punting average of 44.7 yards. He was an All-American selection by seven different publications in 1972 and was selected in the first round by the Oakland Raiders (NFL), the first punter ever taken in the first round. He also was named to Southern Miss' Team of the Century as well.

Guy also was proficient in areas other than as a punter. As a defensive back, he holds the school record for most interceptions in a season (8), is second in career

interceptions (18) and is third in school history in interceptions yardage (268). As a kicker, he holds the school record for longest field goal made (61 - a then NCAA record), seventh on the school's field goals made list, and his baseball prowess, attained during a time when teams played limited schedules, continues to be prominent in the Southern Miss record books. He struck out 266 in 220.2 innings pitched, threw 14 complete games in 31 starts and is seventh in career strikeouts, though appearing in only 31 games; he was also drafted for three-straight years.

In 1972, he was a member of The Sporting News, Football Writers Association, Walter Camp, Gridiron, Football News, Playboy and Associated Press All-America teams.

Guy had an outstanding professional career after being selected by the Oakland Raiders in the first round (23rd pick overall) in the 1973 draft. He had an all-pro career, playing 13 seasons in the NFL - seven of them as a pro-bowl selection, leading the league in punting three times and has been honored as a member of the 75th Anniversary All-Time Team, the Super Bowl Silver Anniversary Team and as a member of the NFL All-Century team. He also was a member of three Super Bowl teams.

In 2008, Guy was inducted into the Bay Area Hall of Fame, honoring him for his successes with the Oakland Raiders.

Guy's Career Statistics

Punting


Year	No.	Yds.	Avg.
1970	69	3,125	45.3
1971	73	3,129	42.9
1972	58	2,680	46.2
Totals	200	8,934	44.7



Southern Miss Legends Club

Derrick Nix

Running Back, 1998-2000, 2002



One of the best-known players ever to play for the Golden Eagles, Derrick Nix was the fifth Southern Miss football player to be inducted into the Legends Club and also the first player ever to be inducted just one year removed from ending his playing career.

Beginning with his freshman year in 1998, when he rushed for 1,180 yards, Nix was well on his way to making his mark for the Southern Miss football program. He followed that successful debut season with another plus-1,000 yard campaign in 1999. Nix was off to a third-straight successful season in 2000 when he suffered an ankle sprain in the Memphis game.

While the ankle sprain should have limited Nix for only a few weeks, complications from a reaction to the medication resulted in kidney problems that kept him out of the remainder of that season and all of 2001. Nix worked his way back to health in 2002 and had another productive year – one that also was cut short because of complications with his kidney. He eventually rushed for a career-best 1,194 yards in his final year and finished his career just 12 yards short of becoming the then all-time leading rusher in school history with his career total of 3,584 yards.

Nix, who now is an assistant coach at Ole Miss, continued to battle kidney complications after his playing career ended and eventually received a kidney donated from his brother Marcus, via transplant in June 2003.

While the career rushing record was not to be, the Attala, Ala., native, definitely staked his claim as one of the all-time great players in school history. His name is prominent in the Southern Miss record book, including becoming the first Golden Eagle player ever to rush for over 1,000 yards in each of his freshman and sophomore seasons and one of only two Southern Miss ever to rush for 1,000-yards or more in at least three seasons. Nix currently ranks in the top five of a number of major rushing categories including yards, attempts and rushing touchdowns.

His career was so successful that he was named to the Southern Miss Football Team of the Century in 2001 – while still holding one year of eligibility – and was named to the Legends Club in 2003.

Nix's Career Statistics

Rushing					
Year	GP	Att.	Yds.	TD	Yd./Att.
1998	11	226	1,180	9	5.2
1999	11	255	1,054	8	4.1
2000	5	68	156	2	2.3
2002	11	219	1,194	11	5.5
Totals	38	768	3,584	30	4.6



Southern Miss Legends Club

Sammy Winder

Running Back, 1978-81



Sammy Winder was a four-year letterwinner from 1978-81. Although his Golden Eagle career ended more than 25 years ago, Winder still tops the Golden Eagle record category for rushing touchdowns in a season (20), while holding down second place in career scores on the ground (39). Winder is third in rushing attempts (736) and is fourth overall in career rushing yardage (3,114). He also ranks 10th in all-purpose yardage (3,197), 13th in total offensive plays (736) and 18th in total offensive yardage (3,114).

Winder, a former walk-on, is No. 2 in Southern Miss history in scoring with 234 points, including 20 touchdowns scored in 1980. His 120 points scored in 1980 not only led Southern Miss but also led the nation.

He played in the 1982 Senior Bowl and was named to the 1980 and 1981 All-South Independent first team.

While his on-field heroics have been many, there is one feat of Winder's that stands out in the minds of the Southern Miss faithful. With the score tied 14-14

against Ole Miss in 1980, Winder scored on a miraculous run from 11 yards out to give the Golden Eagles the lead for good and eventual 28-22 victory. What made the touchdown special, however, was Winder's effort to evade a would-be tackler, hurdling over him 5-yards from the goal line with an acrobatic display that solidified his place in Southern Miss legend – a play that is now known simply as "The Leap." That play not only signified Winder's commitment to the Golden Eagles' success, but it also epitomized the heart and desire that is a part of Southern Miss tradition.

The Pochontas, Miss., native, earned a spot as one of the two running backs on the Southern Miss Football Team of the Century. Following his Golden Eagle career, Winder went on to a successful tenure in the NFL after being drafted by the Denver Broncos in the fifth round in 1982. Winder played his entire career at running back for Denver from 1982-1990 and rushed for 5,428 yards. From 1983-87, he was the club's leading rusher and in 1984 he became only the third player in franchise history to rush

for 1,000 yards as he gained 1,153 on the season. He also was a member of Denver's three Super Bowl teams in the '80s and started in Super Bowls XXI and XXII. Winder, who was named the team's most valuable player three times and was an all-pro selection twice, still ranks among the top all-time rushers in Broncos history, ranking third all-time in career attempts (1,495), career rushing yards (5,427) and career rushing touchdowns (39).

Winder's Career Statistics


Rushing

Year	GP	Att.	Yds.	TD	Yd./Att.
1978	9	98	340	4	3.5
1979	11	173	749	3	4.3
1980	11	237	996	20	4.2
1981	11	228	1,029	12	4.5
Totals	42	736	3,114	39	4.2



Postseason Games

Golden Eagles in Postseason All-Star Games



All-America Bowl

1958 Bob Yenko, E


Blue-Gray

All-Star Classic

2001 Chad Williams, DB
Roy Magee, LB
2000 Daleroy Stewart, DT
1996 Daryl Terrell, OL
1992 Marcus Pope, TE
Chris Pierce, K
1991 Derrick Hoskins, DB
Tim Roberts, DT
1989 Buddy King, T
1987 Billy Knighten, P
1986 Vincent Alexander, TB
Collins Hess, DB
1984 Richard Byrd, DL
1983 Jerald Baylis, NG
Glen Howe, OL
1982 Reggie Collier, QB
1980 Marvin Harvey, TE
Hanford Dixon, DB
Jamey Watson, OL
1974 Fred Cook, DE
Mike Dennery, C
1967 Tommy Rousel, LB
1966 Ken Avery, LB
Troy Craft, E
1965 John Mangum, T
1962 Billy Coleman, QB
1961 Don Fuell, QB
1949 Cliff Coggin, WR
1948 Albert Sanders, C

College All-Star Game

1973 Ray Guy, P
1968 Tommy Rousel, LB
1962 Don Fuell, QB
1960 Charles Ellzy, C
Hugh McInnis, E
1957 Don Owens, T
1954 Bucky McElroy, HB



East-West

Shrine Bowl

2001 Leo Barnes, DB
2000 Sherrod Gideon, WR
1999 DeShone Mallard, B
1997 Daryl Terrell, OL
1991 Brett Favre, QB
1985 Richard Byrd, DT
1984 Steve Carmody, C
1983 Eddie Ray Walker, B
1982 Sammy Winder, RB
Rhett Whitley, DE
1979 Randy Butler, OF/OG
1977 Amos Fowler, G
1956 Don Owens, T

Inta Juice

North-South

All-Star Classic

2007 Darren McCaleb, K

Japan Bowl

1988 Billy Knighten, P
1987 Collins Hess, DB
1987 Collins Hess, DB

Las Vegas

All-American Classic

2004 Antoine Cash, LB
Eric Scott, DT

Magnolia Gridiron


All-Star Classic

2005 Dustin Almond, QB
John Eubanks, DB

Rotary


Gridiron Classic

2003 Ronald Jones, DL
2002 Jeremy Bridges, OL
Jason Jimenez, OL
2000 John Nix, DL
Daleroy Stewart, DL



Senior Bowl

2009 Shawn Nelson, TE
2004 Michael Boley, LB
Jeremy Parquet, OL
2003 Greg Brooks, DB
Rod Davis, LB
Etric Pruitt, DB
2002 Jeremy Bridges, OL
Torrin Tucker, OL
2000 Cedric Scott, DE
Raymond Walls, DB
John Nix, DT
1999 Sherrod Gideon, WR
Terrance Parrish, DB
Todd Pinkston, WR
T.J. Slaughter, LB
Adalius Thomas, DE
1997 Jamaal Alexander, DB
Patrick Surtain, DB
1996 Johnny Lomoro, K




1994 Michael Tobias, DT
1993 Perry Carter, DB
1992 Mike Losia, DS
Marcus Pope, TE
James Singleton, LB
1991 Tony Smith, TB
Tim Roberts, DT
Chris Ryals, T
Arnie Williams, LB
1990 Brett Favre, QB
Kerry Valrie, DB
1989 James Henry, DB
1988 Chris Seroka, k
1987 Sidney Coleman, LB
1986 Lyneal Alston, WR
1985 Richard Byrd, DT
1984 Steve Carmody, C
Glen Howe, T
Louis Lipps, WR
1983 Reggie Collier, QB

1982 Sammy Winder, TB
1981 Hanford Dixon, DB
1980 J.J. Stewart, DE
1979 Randy Butler, T
1978 Ben Garry, TB
1976 Norris Thomas, DB
1975 John Sawyer, TE
1974 Fred Cook, DE
Harvey McGee, WR
1972 Jimmy Haynes, C
1970 Henry Quick, DE
1969 Melvin Autry, C
1968 Tommy Rousel, LB
1967 Ken Avery, LB
1962 Don Fuell, QB
1963 Harold Hays, C
1961 Tommy Morrow, LB
1960 Hugh McInnis, E
Johnny Skoplan, HB
1959 Richard Johnston, CR
George Sekul, QB
1958 Curry Juneau, E
1957 Don Owens, T
1956 George Herring QB/P
1955 Hamp Cook, G
1954 Bucky McElroy, FB
1952 Scrapy Hart, HB
1951 Bubba Phillips, HB
1950 Cliff Coggin, E

Texas vs.

The Nation

2008 Brandon Sumrall, DB



Cedric Scott



M-Club Hall of Fame

Inducted February 20, 1965

- Melvin "Pel" Autry - Football 1939-40-41
Tom Bishop - Basketball 1950-51-52-53
• Robert "Curley" Dement - Football 1941-46-47
- C. L. "Dipsey" Dews - Football 1940-41-42
• Nollie C. Fells, Sr. - Football 1922-23-24-26
- Jack Gallagher - Basketball 1950-51-52-53
• Reed Green - Football 1930-31-32-33
• M. C. Johnson - Football 1939-40
• William "Mike" Katrishaen - Football 1941-42-46-47
- Joe Latham - Football 1941-46-47
- Fred "Coon" Leech - Football 1922-23-24-25
- A. D. "Sandy" Morgan - Football 1938-39
- John M. "Bubba" Phillips - Football 1947-48-49-50
Henry "Hindu" Reynolds - Football 1947-48
- Bracie Smith - Football 1936-37
- James Stubbs - Golf 1947-48-49-50
- Reginald Switzer - Football 1936-37
- Richard "Dick" Thames - Football 1941-46
P. W. Underwood - Football 1954-55-56
Joe Vetrano - Football 1940-41-42
George Westerfield - Football 1936-37-38

Inducted March 26, 1966

- Henry "Frenchie" Bolis - Football 1939-40
- Frank Brown - Football 1946-47-48
- G. F. "Spoty" Dabbs, Jr. - Football 1937-38
Bobby Holmes - Football 1949-50
- Earl "Harlow" Morgan - Football 1936-37
- Don Owens - Football 1953-54-55-56
- Hugh Pepper - Football 1952-53
- Nick Revon - Basketball 1951-52-53-54
- Jay Smith - Football 1946-47
- J. D. Stonestreet - Football 1935-36
- O. M. "Brownie" Thomas - Football 1930-31
- Fred Waters - Baseball 1947-48

Inducted April 29, 1967

- Charles Gillis- Golf 1953-54-55-56
- Micky Harrington - Basketball 1952-53-54-55
- Billy Jarrell - Football 1953-54
- Jesse Elmo Lang - Football 1949-50-51-52
- Roland Loper - Football 1940-41-46
- Bucky McElroy - Football 1949-50-51-52
- C. G. Meador, Sr. - Football 1913-14
- Andy Webb - Football 1937-38

Inducted April 27, 1968

- Victor Allgood - Basketball 1947-48
- Doyle Coats - Football 1926
- Cliff Coggin - Football 1948-49
- Jim Davenport - Football 1952-53-54
- Frank Montague, Sr. - Football 1913
- George Sekul - Football 1957-58
- Arno Vincent - Football 1937-38

Inducted April 26, 1969

- Morris Brown - Football 1947-48-49-50
- Hamp Cook - Football 1952-53-54
- Fred Dickey - Football 1938-39
- Tony Martello - Football 1929-30-31
- Bob Yencho - Football 1955-56-57-58

Inducted May 9, 1970

- Clay Boyd - Football 1932-33
- J. P. Hackney - Football 1926-27-28-29
- Thomas A. Morrow - Football 1958-59-60
- Frank Spruell - Football 1948-49
- Melvin "Bucky" Waters - Football 1955-56-57-58

Inducted May 8, 1971

- G. S. "Scotty" Bryne - Golf, Football 1951-52-53
- Oba Ladner - Football 1935-36
- Hugh McInnis - Football 1957-58-59
- Leo Purvis - Football 1935-36
- Joe Stringfellow - Football 1939-40-41

Inducted April 29, 1972

- Les De Vall - Football 1940-41
- Ed Langford - Football 1947-48-49
- Perin Purvis - Tennis, Football 1935-36-37-38
- Vic Purvis - Football 1963-54-65
- John T. Russell - Football 1956-57-58

Inducted April 28, 1973

- M. G. Clements, Jr. - Football 1940-41
- D. C. Leech - Football 1923-24
- Walter Love III - Golf 1955-56-60
- Bob McKellar - Football 1950-51-52
- Jerrell Wilson - Football 1961-62

Inducted April 26, 1974

- Roy Danforth - Basketball 1958-61
- Thomas "Scoop" Howard - Football 1937-38-39
- Don Hultz - Football 1960-61-62
- Maxie Lambricht - Football 1946-47-48
- C. J. "Pete" Taylor - Football 1941-46

Inducted May 10, 1975

- Doug Barfield - Football 1954-55-56
- Les Clark - Football 1953-54-55
- L. E. Gafford - Football 1920-21-22-23
- Phil Musmeci - Football 1948-49-50-51
- Wayne Pulliam - Basketball 1957-59

Inducted May 8, 1976

- Jimbo Green - Baseball 1961-62-63
- Gary Hannan - Basketball 1963-66
- Frank Brown - Football 1957-58-59
- Al Tregle - Football 1954-55-56
- Robbie Webb - Golf 1957-58-59-60

Inducted May 7, 1977

- Jackson Brumfield - Football 1951-52-53
- James R. Carpenter - Basketball 1948-50
- Pat Fertise - Football 1951-52
- Harold Hays - Football 1960-61-62
- Tom Roussell - Football 1965-66-67
- Thad "Pie" Vann - Football Coach 1937-68

Inducted April 29, 1978

- Frank Baker - Baseball 1965-66-67
- Ray Guy - Football 1970-71-72
- Richard Johnston - Football 1956-57-58
- Wendell Ladner - Basketball 1967-69
- Reese Snell - Football 1947-48-49
- B. O. Van Hook - Golf Coach 1951-69

Inducted April 28, 1979

- Billy Allgood - Basketball 1949-52
- Fred Cook - Football 1971-72-73
- Lee Floyd - Basketball Coach 1949-53, 1962-71
- Wiggie Green - Boxing 1935-36-37-38
- Jackie Howard - Football 1951-52-53-54
- Willie Oubre - Football 1936-37-38

Inducted April 26, 1980

- Dick Caldwell - Football 1951-52-53
- Morris Meador - Football 1959-60-61
- Clyde "Heifer" Stuart - Coach 1949-58
- Wilson Plunkett - Baseball 1972-73-74
- Joe Yenni - Football 1939-40-41

Inducted April 25, 1981

- Jimmy Havard - Football 1960-61-62
- Jim King - Football 1963-64
- Andin McLeod - Football 1959-60
- Norris Thomas - Football 1972-73-74-75
- Tom Walters - Football 1962-63

Inducted May 1, 1982

- Wesley "Buzzy" Clark - Football 1953-54-55
- Bob Garrison - Basketball 1955
- Lewis Murry, Jr. - Football 1950
- Doug Rouse - Football 1968-69
- Jake Scott - Football 1936-37-38
- H. A. Smith - Football Coach 1949-54

Inducted April 30, 1983

- J. C. Arban - Football 1955-56-57-58
- Ken Avery - Football 1964-65-66

- Bo Dickinson - Football 1953-56-57
- Don Fuell - Football 1959-60-61
- J. Lloyd Milam - Faculty Representative-1953-79
- Doug Satcher - Football 1963-64-65

Inducted April 27, 1984

- Sam H. Hall - Golf 1954-58
- Nick Kolinsky - Football 1961-62-63
- John Mangum - Football 1964-65
- Lawrence Meeks - Football 1954-55-56-57
- Billy Mikel - Football 1968-69-70

Inducted April 26, 1985

- Ed Assaf - Baseball 1966-67-68
- Jim Brashier - Football 1951-52-53
- Ace Cleveland - SID 1955-86
- Bill Devrow - Football 1964-65-66
- Larry Moulton - Football 1968-70
- John Sawyer - Football 1972-73-74
- Poochie Stringfellow - Football 1964-65-66

Inducted April 25, 1986

- Hank Autry - Football 1966-67-68
- Marvin E. Breazeale - Football 1961-62
- Rick Donegan - Football 1969-70-71
- Ken Fortenberry - Basketball 1955-58
- Dr. E. Larry "Doc" Harrington - Trainer/Tennis Coach 1950-87
- Eddie Kauchick - Football 1949-50-51

Inducted April 25, 1987

- Carl Allen - Football 1974-75-76
- Billy Applewhite - Golf 1962-63-64-65
- Troy Craft - Football 1964-65-66
- Amos Fowler - Football 1975-76-77
- Bobby Posey - Football 1951-52-53
- Bob Stevens - Football 1947-48

Inducted April 23, 1988

- Jeff Bower - Football 1973-74-75
- Capt. Billy Dickson - Baseball 1960-61-62-63
- Hanford Dixon - Football 1977-78-79-80
- Dr. William D. McCain - President, 1955-75
- Clint Tapper - Football 1971-72-73
- Don Winstead - Football 1947-48

Inducted April 21, 1989

- Lionel Fayard - Football 1968-69-70
- Shirley Jones-Hill - Basketball 1977-81
- Buddy Palazzo - Football 1970-71-72
- Fred Smallwood - Football 1953-54-55
- Sammy Winder - Football 1978-79-80-81

Inducted April 20, 1990

- Larry Boyd - Basketball 1979-83, Football 1983, Baseball 1981
- Bud Brown - Football 1980-81-82-83
- Richard Byrd - Football 1981-82-83-84
- Hill Denson - Baseball 1966
- Buster Mullin - Football 1946-47
- John Prince - Basketball 1974-77

Inducted April 26, 1991

- Bill Davis - Football 1966-69-70
- Larry Harrington, Jr. - Football 1976-78, Baseball 1979-80
- Glen Howe - Football 1980-81-82-83
- Earl Marshall - Football 1956-57
- M. K. Turk - Basketball Coach 1976-96

Inducted April 10, 1992

- Mike Crenshaw - Football 1976-77-78
- Dickie Dunaway - Football 1965-66-67
- George Herring - Football 1954-55
- Mike McAdams - Football 1966-67-68
- Portland McCaskill - Basketball 1981-85
- Anthony "Stoney" Parker - Football 1975-76-77-78

Inducted April 16, 1993

- Chuck Cook - Football 1977-78-79-80
- Webb Farish - Football 1950-51

- Jim Gallaspy - Head Trainer 1974-2000
- Helen Grant - Women's Basketball 1977-79, Softball 1980, Tennis 1978-79, Volleyball 1979, Volleyball Coach 1980-91, Tennis Coach 1981-87, Softball Coach 1987-92
- Milo McCarty - Football 1965-66-67

Inducted April 22, 1994

- Kay James - Basketball Coach 1977-1999
- Louis Lipps - Football 1980-81-82-83
- Hugh Mitchell - Football 1953-54
- Doc Roberts - Golf 1952
- Ron "Clump" Taylor - Football 1976-77-78-79
- Hub Waters - Football 1952-53-54
- Ben Willoughby - Football 1961-62

Inducted April 7, 1995

- Bill Boling - Football 1951-52-53-54
- Steve Carmody - Football 1980-81-82-83
- Jimmie McDowell - Sports Information Director 1951-54
- Bob Weathers - Basketball 1950-54

Inducted April 12, 1996

- Dr. Robert Boothe - Basketball & Baseball 1955-58
- Fred Cooley - Baseball 1987-89
- Roland Dale - Athletic Director 1974-87
- Willie Heidelberg - Football 1970-71
- Arthur J. "Red" Mangum - Football 1947-48

Inducted April 18, 1997

- Rich Corsetto - Basketball & Baseball 1968-71
- Jim "Coon Dog" Davis - Football 1953-54
- Brett Favre - Football 1987-88-89-90
- Joye Lee McNelis - Women's Basketball 1980-84

Inducted April 17, 1998

- Ben Garry - Football 1974-75-76-77
- Dr. Aubrey K. Lucas - President 1975-97
- Corky Palmer - Baseball 1974-75-76-77
- Tony Rouchon - Football 1950-51-52

Inducted April 9, 1999

- Randy Butler - Football 1976-78
- Tom Le Gros - Football 1949-51, Baseball 1949-52
- George Stevens - Football 1947-48, Basketball 1947-49
- Bob Witt - Football 1941-46

Inducted April 7, 2000

- Thomas Coleman - Coach 1978-99
- Reggie Collier - Football 1979-82
- Janice Felder - Women's Basketball 1990-94
- Randolph Keys - Men's Basketball 1984-88
- Jackie Laird - Men's Basketball 1960-64
- John Perkins - Football 1957-58
- Jimmy Taylor - Football 1956-58
- Donnie Young - Track 1980-84

Inducted April 6, 2001

- Billy Coleman - Football 1961-1962
- Nancy Faulk - Women's Basketball 1977-81
- Sam Hollingsworth - Men's Basketball 1953-55, 1957-59
- H. C. "Bill" McLellan - Athletic Director 1986-1998
- Barbara Taylor Gandy - Softball 1980-82
- Butler "Sonny" Tucker - Football 1957-59
- Mitchell Williams - Track 1980-84

Inducted April 12, 2002

- Willie Coats - Football 1957-58
- Bobby Collins - Head Football Coach 1975-81
- Marvin Harvey - Football 1977-78-79-80
- L. T. Herrmann - Football 1952-53-54
- Steve Knight - Baseball 1975-76-77-78

- Diana Lyons-Jones - Basketball 1977-78-79
- Chuck Rohe - Track & Field 1982-83

Inducted April 11, 2003

- Rex Barnes - Football 1967-68-69
- Tyrone Nix - Football 1990-91-92-93
- Charles Ellzey - Football 1957-58-59
- Tommy Davis - Baseball 1992-93-94
- Tanya Bullock - Basketball 1991-92-93-94
- Glen Hnatiuk - Golf 1985-86-87-88
- Ken Shearer - Administrative Assistant 1957-58-59-60

Inducted April 16, 2004

- Steve Clark - Football 1981-82-83
- Shelton Gandy - Football 1985-86-87-88
- Dr. Wayne Adkins - Football 1966-67-68
- Todd Nace - Baseball 1989-90-91
- Stephanie Brown DeBrisco - Cross Country, Track and Field, 1989-90-91-92
- James van Norman - Golf 1954-55-56-57
- Marshall Bell - Head Track and Field Coach 1979-97

Inducted April 15, 2005

- Casey Fisher - Basketball 1985-86-87-88
- Jeff Hammond - Football 1976-77-78
- Onesimus Henry - Football 1984-85-86-87
- Steve Thomas - Golf 1988-90-91
- Jack Thomas - Asst. Coach/Football 1958-60
- Kerry Valrie - Football 1987-88-89-90
- Baseball 1988-89-90

Inducted March 31, 2006

- Sam Bella - Football 1962-63
- Courtney Blades-Rogers - Softball 1999-2000
- John Brechtel - Football 1962; Baseball 1961-62-63
- Gene Carlisle - Mascot 1962-63
- Greg Hauser - Football 1981-82-83-84
- Jimmy Haynes - Football 1969-70-71
- Pat Kergosian - Track 1982-86
- Clemon Terrell - Football 1980-81-82-83
- Clarence Weatherspoon - Basketball 1989-90-91-92

Inducted April 13, 2007

- Amy Berman - Softball 1999-2000
- Larry Ecuier - Football 1962-63-64
- Ricky Floyd - Football 1978-79-80-81
- Kenny Glenn - Track 1987-88-89-90
- Derek Hamilton - Basketball 1985-86-87-88
- Vinson "Bill" Sullivan - Football 1957-58
- Dr. Shelby Thames - President 2002-07

Inducted October 28, 2007

- Richard "Dick" Shields - Football 1933-34-35
- Ronald J. Slay - Head Football Coach 1912

Inducted September 19, 2008

- Owen Bowen III - Football Admin. Asst. 1974-present
- Harmon (Bull) Brannan - Football 1963-64
- Mike Denney - Football 1972-74
- Buddy King - Football 1986-89
- Michael Hansson - Men's Tennis 1982, 1984-86
- Kyle Logan - Baseball 1994-97
- Charlie McArthur - Football 1957-59
- Lynn McLelland - Athletic Department 1974 - pres.

Inducted September 18, 2009

- Jim Carmody - Football Coach 1982-87
- Erin Doyle-Packer, Women's Golf 1997-2000
- Wydol Faggard - Track 1954-57
- Marchant Kenney - Football 1994-97
- Louis D. Megehee - Football 1928-29
- Lee Roberts - Football 1994-98

- Deceased



All-Time Assistant Coaches

Adams, Deke (Southern Miss, '95) - DL, 2009
Allison, Rodney (Texas Tech, '78) - AHC, 1992; RB, 1988-89-92; QB, 1990-91

Anderson, Blake (Sam Houston State '82) - QB, 2008-09
April, Bobby - GA 1978-79
Arban, J.C. (Southern Miss, '59) - QB, 1973-74
Armstrong, Wayne (Memphis, '61) - GA 1968; Fr., 1969-70; DC/LB, 1971
Baker, Carey (Tennessee) - GA 1996-98
Baker, Danny (UTEP, '96) - TE, 1997-99
Barfield, Doug (Southern Miss, '57) - OB, 1967-68; OC/OB, 1969
Bates, Jim - GA 1972
Berry, James (Southern Miss, '64) - Asst., 1964-66; DB, 1967-72
Bilbo, E.M. - Line, 1933
Blavier, Steve (Texas A&M, '86) - GA 1988-89
Bowden, Jeff (Florida State, '83) - WR, 1991-93
Bower, Jeff (Southern Miss, '75) - GA 1976-77; WR, 1978-81; AHC/OC/QB, 1988-89

Bradford, Todd (Southern Utah '86) - DC/Safeties 2008-09
Brown, Brian (Southern Miss, '92) - Strength, 1995-96
Brown, Mack (Florida State, '74) - WR, 1975-77
Bryan, Mac (Appalachian State, '83) - TE/OT, 1991; OL 1992-93
Bugar, Mike (Florida State, '69) - DL, 1989; AHC/DL 1990
Buckley, Steve (Southern Miss, '87) - GA, 1988-89; RB, 1990; 1997-98
Butler, Randy (Southern Miss, '79) - GA, 1979-80; TE, 1993-94; DL, 1995-2000; AHC/DL, 2001-04; AHC/TE, 2005-07

Camp, Gary (Baylor, '91) - FB OP, 2008-09
Campbell, Randy (Southern Miss, '86) - GA, 1988
Carlisle, Dyer (Jacksonville State, '81) - DB, 1982-86
Carmony, Jim (Tulane, '56) - AHC/DL, 1978-80
Carrozza, Falco (Southern Miss, '48) - Asst., 1948
Causey, Drew (North Alabama, '01) - GA, 2005
Cheatham, Ron (Southern Miss, '76) - DE, 1976-83
Clay, Billy (Arkansas, '63) - DB, 1976-80; DC/DB, 1981
Coachys, Rich (Indiana, '65) - OA, 1981; WR, 1982-83
Coleman, Thamas (Auburn, '57) - LB, 1978-80; DC/LB, 1981-86; AHC/AA, 1987; AA, 1990-97
Conlin, Jon (Virginia Tech, '72) - DB, 1975
Cook, Hamp (Southern Miss, '55) - OL, 1967-72
Cooley, Travis (Southern Miss, '05) - GA, 2007
D'Andrea, Bill (Indiana State, '73) - OL, 1985
Dale, Roland (Ole Miss, '49) - Line, 1955-57
Daniels, Keith (Miss. College, '69) - OC/OB, 1981-86
Davis, Steve (Livingston, '75) - DB, 1987-90; DB, 1999
Davis, Tommy (Southern Miss, '70) - GA 1970
Daye, Daryl (LSU, '85) - GA, 1989-90
Deal, Don (Florida, '61) - WR, 1973-74
Dickey, Jim (Houston, '56) - DC/DB, 1991
DuBose, Mike (Alabama, '74) - DL, 1982
Dudley, Charlie (Oklahoma State, '94) - Strength 1997-06

Duggan, David (New Hampshire, '86) - LB, 2008-09
Duke, Buddy (Southern Miss, '82) - GA 1985-86; TE, 1987
Dykes, Parker - GA, 1972
Eargle, Josh (Memphis, '01) - GA 2003-04, 2006
Edmonson, Larry (Texas A&M, '83) - WR, 1988-90
Eumont, Vic (Tulane, '69) - ST/Rec., 1999

Farrar, Barney (Delta State, '85) - TE, 2008-09
Fobbs, Lee (Grambling, '73) - TE, 1995
Fredenburg, Cody (Mary Hardin-Baylor, '04) - GA, 2008-09
Fremin, Jerry (Southern Miss, '75) - TE, 1981-84
Gandy, Shelton (Southern Miss, '88) - GA, 1991-92; RB, 2000-03
Goodman, Gerald (North Alabama, '78) - WR, 1987
Grant, Mike (Nebraska, '92) - WR, 2007
Gray, James - PT, 1977
Gray, Ronnie (Mississippi State, '70) - DL, 1983-84
Greco, Phil - WR, 1984
Green, Reed (Southern Miss, '34) - Asst., 1934-36
Griffin, Brad (Southern Miss, '78) - GA, 1991-92

Guy, Ray (Southern Miss, '72) - Volunteer 1988-89
Hale, Edwin - Asst., 1963
Hale, Steve (East Carolina, '78) - OL, 1990; DE, 1991; DEnds/RC, 1992
Hansen, Lonnie (Ottawa, '78) - OL, 1994-95; TE, 1996
Harmon, Robert (Southern Miss, '66) - GA, 1969-70
Hathorn, Bubba (Holy Cross, '92) - GA, 1994
Henry, Robert (Ole Miss, '77) - GA, 1980; DL, 1981
Hess, Collins (Southern Miss, '90) - GA, 1991
Higgins, Darrin (Nevada, '00) - GA, 2000-02
Hitch, Bob (Mississippi State, '62) - DL, 1969; DE/DT, 1970; DC/DT/DE, 1971-72
Hoggatt, Jim (Memphis, '53) - AA/SP, 1973; RB, 1974
Holden, Dobie - Asst., 1932
Hopson, Jay (Ole Miss, '92) - DB, 2001-03; DC/DB, 2005; DC/MLB, 2006; DC/MLB/DB 2007
Horton, Freeman (Southern Miss, '79) - SC, 1984; TE, 1985; LB, 1986-87; ILB, 1988-90; OLB, 1991
Hughes, Tony (Southern Miss, '80) - Corners, 2008
Jackson, Jr., V.S. - Asst., 1929
Jenkins, Pete (Western Carolina, '64) - DL, 1975; DC/DL, 1976-77
Johnson, David Earl - GA, 1972
Johnson, Gene (Louisiana Tech, '91) - GA, 1994-95
Johnson, Jay (Northern Iowa, '92) - TE, 2003; RB, 2004; OC/QB, 2005-07
Jordan, Whitey (Clemson, '59) - OL, 1973-74; OC/OL, 1975-81
Joseph, Norman (Mississippi State, '77) - OC/QB, 1994-96

Kapilovic, Chris (Missouri State, '92) - OL, 2008-09
Kaufman, Art (Ark.-Monticello, '80) - DL, 2008
Kelly, Steve (Southern Miss, '76) - GA, 1991
Klenakis, Chris (Carroll College, '86) - OC/OL, 2000-02
Kueck, Larry (Stephen F. Austin, '75) - OC/QB, 1997-99
Lambright, Maxie (Southern Miss, '49) - B, 1959-66
Lance, Jim - GA, 1972
Landphair, Ron (Iowa State, '96) - GA, 1999-00
Larsen, P.J. (Mississippi State, '65) - GA, 1975; GA/JV 1976; TE, 1979-81
Lewis, Cliff (Southern Miss, '81) - DL, 1994
Mangum, Kris (Ole Miss, '97) - TE, 2008
Maples, Steve (Mississippi College, '77) - Strength, 1987-89
Mason, Jim (Southern Miss, '55) - GA, 1972-73; JV, 1974
McAlpin, Jack (Southern Miss, '67) - GA, 1968
McCarthy, Milo (Southern Miss, '67) - GA, 1969; TE, 1975; QB/RB, 1976-81
McCarthy, Steve (Southern Miss, '76) - GA, 1978-79
McCrone, Ron (Florida, '68) - DE, 1974; DB, 2004; DL, 2005
McGee, Tony - Strength, 1993-94
McDaniel, Dane (Southern Miss) - GA, 1988
McHale, Mark (Shepherd College, '73) - OL, 1986-90; OC/OL, 1991; OL, 1996
Meador, Morris (Southern Miss, '62) - Asst., 1962
Messingham, Courtney (Northern Iowa, '90) - WR, 2005-06; RB, 2007
Michael, Bill (Arkansas, '59) - DL, 1991
Miller, John (Southern Miss, '99) - Asst. to Coaches, 1997-98; FB OP, 1999-07
Montgomery, Mark (Southern Miss, '94) - GA, 1996
Moody, Darrell (North Carolina State, '70) - QB/RB, '75
Nix, Buddy (Livingstone State, '61) - LB, 1971-72; DC/LB, 1973-75
Nix, Derrick (Southern Miss, '02) - GA, 2003; TE, 2004; RB, 2005-06
Nix, Tyrone (Southern Miss, '95) - OLB, 1995-99, DB, 2000; DC/ILB 2001-04
O'Connor, Fred (East Stroudsburg State, '62) - OC/QB, 1972
O'Shea, Chad (Houston, '95) - ST/RC, 2000-02
Owens, Don (Southern Miss, '57) - DL, 1967-68
Packard, Ricky (North Carolina, '72) - DE, 1975; TE, 1976-78
Parker, Mike (Arkansas, '64) - DL, 1973-74
Perot, Pete (Northwestern State, '82) - OL, 1997-99

Petrino, Paul (Carroll College, '90) - QB, 2000-02
Peveto, Brad (SMU, '87) - OLB, 1992-93
Pickering, Lance (VMI, '89) - GA, 1993
Pigott, Keith - GA, 2006-07
Pollard, Lyrel (Southern Miss, '98) - GA, 1999; OLB, 2000-04; ST/LB, 2005; ST/DB, 2006-07
Polson, Jonathan (Southeastern Oklahoma State, '94): GA, 1997-98
Poole, Barney (Ole Miss, '49) - E, 1966-68; OE/WR, 1969-72, Fr./JV, 1973
Pratt, Tom (Miami, Fla., '56) - L, 1961-62
Price, Tom (Otterbein, '62) - Fr., 1968; GA, 1969
Rath, Henry (Memphis, '61) - GA, 1970; Fr., 1971; RB, 1972; DB, 1973-74
Richards, Jeff (Livingston State, '87) - GA, 1989, Volunteer, 1990
Riley, Matt (Middle Tennessee State, '89) - Strength, 1991-92
Robinson, Joe (LSU, '85) - DT, 1992-93; OLB/RC, 1994-95; ST/RC, 1996-98
Robinson, Travaris (Auburn, '07) - Corners, 2009
Rodrigue, Mitch (Nicholls State, '88) - GA, 1989-90; TE, 1999-02; OL, 2003-07
Rosato, Jimmy (Southern Miss, '75) - GA, 1981-84; Scout, 1985; Scout/Rec., 1986-87
Rose, Kurt (Miami, Ohio, '92) - GA, 1995
Schapansky, L.C. (Southern Miss, '58) - HT, 1956-57
Scherer, Rip (William & Mary, '74) - OC/QB, 2004
Scherer, Scott (Memphis, '02) - GA, 2004
Shepherd, John T. (Southern Miss, '54) - L, 1954
Sisa, Stephen - (Virginia Tech, '01) - GA, 2008-09
Smith, H.A. (Ole Miss) - E, 1949; L, 1950-53, E, 1954
Smith, Eugene (Mississippi College, '80) - Strength/Scout, 1981; Def. Asst., 1982; Strength/Scout, 1983; DE, 1984-87
Steinberg, Dick (Temple, '57) - OC/OB, 1970-71
Stephens, Charles (Alabama, '65) - DC/DE/LB, 1969; DC/LB, 1970
Stephenson, Eddie - Volunteer, 1994-96
Stonestreet, J.D. - Volunteer, 1947-48
Stuart, Clyde (Mississippi State) - B, 1949-58
Tate, Fred (Southern Miss, '96) - DT, 2005; OLB, 2006
Taylor, Billy (East Tennessee State, '88) - GA, 1990
Taylor, C.J. (Pete) (Southern Miss, '47) - E, 1955-65
Thomas, Jack (Tulsa, '47) - L, 1958-60
Thomas, Norris (Southern Miss, '77) - GA, 1988
Thompson, Jess - Asst., 1948
Thompson, John (Central Arkansas, '78) - DC/ILB, 1992-93; DC/MLB/AHC, 1994-98
Tolleson, Mike (Delta State, '70) - DE, 1993-94
Tompkins, Jim (Troy State, '62) - DL, 1985-86; DC/DL - 1987
Trickett, Rick (Glenville State, '72) - OL, 1981-84
Trimm, Ferrell (Southern Miss, '00) - GA, 2001-02 and 2005
Underwood, P.W. (Southern Miss, '57) - L, 1963-66
Vann, Thad (Pie) (Ole Miss) - L, 1937-41; 46-48
Vetrano, Joe (Southern Miss, '49) - B, 1967
Villarreal, Rick (Southern Miss, '89) - GA, 1989-90; AA, 1998
Voth, Dave (Central Arkansas, '79) - OL/TE, 1988-90
Wainwright, Reed (Auburn, '89) - Strength, 1990
Ward, Elven - Asst., 1934
Warner, Dave (Syracuse, '82) - WR, 2003-04

Washington, Pat (Auburn, '87) - RB, 2009
Weatherford, Jim (Tennessee) - DB, 1976-77
White, Jack (California-Santa Barbara, '72) - WR, 1985-86; OC/B, 1987
Wilson, Frank (Nicholls State, '97) - RB, 2008
Wilt, Bill (Eureka '77) - DL, 2006-07
Williams, Mike (Troy State, '77); GA, 1990; RB, 1991; TE, 1992; RB, 1993; RB/ST, 1994-95; RB, 1996
Withers, Everett (Appalachian State, '86) - DB, 1992-93
Wommack, Dave (Missouri Southern, '78) - DB, 1994-99; DC/ILB, 1999-00; LB, 2007
Wyatt, Darrell (Kansas State, '80) - OC/WR, 2008-09




All-Time Letterwinners


A
 Abanikanda, Tokumbo 2005-06-07-08
 Abercrombie, Sonny 1977
 Achee, Buster 1933
 Adams, Henry 1914
 Adams, Deke 1992-93-94
 Adams, Drew 1989
 Adkison, Wayne 1966-67-68
 Agner, Tom 1959
 Ahrens, Greg 1978-79
 Ainsworth, J.W. 1925
 Akins, Leon 1959-60-61
 Alessandri, Leo 1938-39-40
 Alexander, Jamaal 1994-95-96-97
 Alexander, Neal 1980-81-82-83
 Alexander, Otis 1984-85
 Alexander, Vincent 1983-84-85-86
 Alford, George 1934
 Alford, Larry 1979-80-81-82
 Alford, Mike 1979-80-81
 Alherimi, Ali 1999
 Allbritton, D.E. 1941
 Allen, Edwin 1933-34-35
 Allen, Carl 1974-75
 Allen, Dave 1950-51
 Allen, Mochie 1979-80-81-82
 Allen, Rickey 1976-77
 Allen, Scott 1982-83-84
 Alley, Lehman 1981-82
 Almond, Dustin 2002-03-04-05
 Alonzo, Don 1950-51-52
 Alston, Lyeal 1983-84-85-86
 Allums, J.F. 1929
 Allums, R.E. 1929
 Anderson, Alan 1988-89-90
 Anderson, Andrew 1983-84-85-86
 Anderson, G.D. 1912-13
 Anderson, Leon 1989-90-91-92
 Anderson, Terry 2001-02-03
 Antoniou, Pete 1989-90-91
 Applewhite, A.H. 1922-23
 Applewhite, Tommy 1967-68
 Applewhite, William 1940-41
 Arban, J.C. 1955-56-57-58
 Archie, John 2003-04-05
 Armond, Chuck 1963-64-65
 Armstrong, Andy 1965-66
 Arnold, Clint 1949-50
 Assad, Mujahid 2009
 Ates, Gwen 1929
 Austin, Leroy 1935-36
 Autry, Melvin (Hank) 1966-67-68
 Autrey, Melvin (Pel) 1939-40-41
 Avery, Ken 1964-65-66

B
 Bachman, Gene 1965-66-67
 Baetzman, Charley 1959
 Baham, Ron 1989-90-91
 Bailey, C.J. 2007-08-09
 Bailey, Reed 1946
 Balazik, Brian 1997
 Balentine, Ryan 2009
 Ballard, Perry 1967
 Ballard, Wally 1974-75
 Banks, Derrick 1978
 Banks, Leroy 2008-09
 Banks, Rex 1984-85-86
 Banks, Seth 1938
 Bankston, Ronnie 1963
 Baptiste, Gerald 2007-08-09
 Barbaree, Jim 1960-61-62
 Barefoot, Britt 2004, 06-07-08
 Barfield, Doug 1954-55-56
 Barger, Jimmy 1964-65-66
 Barker, Patrick 2002
 Barlow, Jason 1994-95
 Barner, Demarcus 2003-04
 Barnes, Josh 2005-06
 Barnes, Leo 1997-98-99-00
 Barnes, Rex 1967-68-69
 Barnett, W.C. 1915
 Barney, Byron 1983
 Barr, Nevil 1972-73
 Barragan, Rolando 2008-09
 Barrett, Howard 1935-36-37
 Barton, Josh 2007-08
 Baskin, Fred 1982-83-84-85
 Basler, Randy 1973-74-75-76

Bates, H.G. 1920-21-25-26
 Batiste, George 2003-04-05-06
 Battaglia, Joe 1957-58
 Battles, Mike 1967-68-69
 Baylis, Jerald 1980-81-82-83
 Baylor, John 1984-85-86-87
 Baylot, Erwin 1950-51
 Beal, Tiko 1977-78-79
 Beam, Frank 1946-47
 Beckwith, Mitch 1992-93
 Beeching, Todd 1992-93
 Bell, A.D. 1936-37
 Bell, Brian A. 1997-98
 Bell, Brian F. 1998-99
 Bell, James 1946
 Bell, Royal 1996-97-98
 Bell, Tim 1994-95
 Bella, Sam 1962-63
 Benglis, Mike 1937-38
 Bennett, Darrell 2001-02-04
 Bentley, Kenny 1981-84-85
 Bentley, Kevin 1992-93-94
 Berry, James 1961-62-63
 Bethea, William 1925
 Bickerstaff, G.G. 1926
 Bilbo, Ellis M. 1928-29-30-31-32
 Bird, Eugene 1971-72-73
 Bishop, G.J. 1929
 Bishop, Jack 1930
 Bishop, Jim 1954
 Bishop, Ray 1934
 Black, Mitch L. 1929-30
 Blackman, Bill 1949-50
 Blackmon, Burnett 1956-57
 Blackmon, Shederick 1996-97-98-99
 Blackwell, A.B. 1924
 Blackwell, Clark 1973
 Blackwell, Timmy 2000-01-03
 Blake, Gerald 1989-90-91
 Blakeney, Jack 1942
 Blanchard, Mike 1970-71
 Blanks, Kevin 1999
 Boehme, Peter 2009
 Boesch, Jim 1971-72-73
 Bohannon, Jarrod 1989
 Boley, Michael 2001-02-03-04
 Boling, Herman (Bill) 1951-52-53-54
 Bolis, Henry (Frenchie) 1938-39-40
 Bolt, Carl 1954
 Bolt, Doug 1984-85-86
 Bolt, Karl 1988-89
 Boleware, Tyrone 1994-95-96-97
 Bond 1929
 Bonis, Mark 1999
 Booth, Eric 1994-95-96-97
 Borde, Chuck 1946-47-48-49
 Bourgaard, Steve 1999
 Bourgeois, Gary 1966
 Boutwell, Tommy 1967-68
 Bowler, Jeff 1973-74-75
 Bowling, Don 1990-91-92
 Bowman, Brad 1973-74-75
 Boyce, David 2008-09
 Boyd, Barry 1993
 Boyd, Homer 1958-59
 Boyd, Larry 1983
 Boyd, Vernon 1932-33
 Boyett, Perry 1950
 Boyette, Randy 1977-78
 Boyette, Steve 1975-76
 Boykin, Tony 1993
 Bradfield, Byron 1959
 Bradley, Ricky 1987-88-89
 Bradshaw, Ivory 2005-06-08
 Braley, Lehman 1988-89-90-91
 Bramlette, Doyle 1939-40
 Brannon, Donnell 1989-90-91
 Brannon, Harmon 1963-64
 Brantley, W.A. 1926-27
 Brasher, Buford 1939-40
 Brasher, Jimmy 1951-52-53
 Brassfield, S.A. 1927-28
 Breazeale, Marvin 1961-62
 Breckner, Kevin 1976
 Brechtel, Berenger 1963
 Brechtel, John 1962
 Breeland, 1925
 Brennan, Tommy 1965-66



Ken Avery



Matthew Chatelain



Chris Clark



Robby D'Angelo

Britt, Harold 1932
 Brewer, 1923
 Bridges, Donald Wayne 1972
 Bryer, James 1961-62-63
 Bridges, Jeremy 1999-00-01-02
 Bridges, Wilbur 1940-41
 Brill, Charles 1947
 Broadus 1926
 Brock, Fred 1992-93-94-95
 Brock, Tom 1969-70-71
 Brock, Thomas Leon 1938-39
 Brooks, Greg 2000-01-02-03
 Brooks, Jimmy 1923
 Braud, Blanchard 1966-67-68
 Broussard, Steve 1970-71
 Broughton, Jerry 1993
 Browden, Terrell 2000-01-02-03
 Brown, Bud 1980-81-82-83
 Brown, Charlie 1989
 Brown, Chuck Carr 1976-77-78-79
 Brown, DeAndre 2008-09
 Brown, Eric 1994
 Brown, Frank 1946-47-48
 Brown, Hays 1934-35-36
 Brown, Jesse 1963-64-65
 Brown, Jim 1979-80-81-83
 Brown, John 1990-91-92
 Brown, Marvin 1997-98-99
 Brown, Micah 2006-07-08-09
 Brown, Morris 1947-48-49-50
 Brown, Obie 1932-33
 Brown, R.J. 2008
 Brown, Ralph 1941
 Brown, Randolph 1984-85-86
 Brown, Robert 1994-95-96-97
 Brown, Robert 1963-64-67
 Brown, Ron 1978-79-80
 Brown, Ron 1987-88-89-90
 Brown, Steve 1985-86-87-88
 Brown, Terry 1976-77-78
 Broyles, Sammy 1958-59
 Brumfield, Jackson 1951-52-53
 Bruffy, Daryon 1998-99-00
 Bryant, Joe 1974
 Bryant, Scott 1988-89-90-91
 Buckhalter, Chris 1992-93-94-95
 Bullock, Vernon 1948
 Bunkley 1932
 Burckel, Joe 1978
 Burge, Ken 1970-71
 Burkett, John 1980
 Burkhardt, Kyle 2008-09
 Burnett, Blaine 1978-79-80
 Burnett, Ive 1984
 Burns, Andrew 2009
 Burns, Bryan 1993-94-95-96
 Burns, L.A. 1930-32
 Burns, Robert 1934
 Busby, A. 1920
 Busby, Leonard (Bubba) 1978-79
 Busby, J.M. 1921
 Busby, J.R. (Black) 1919-20
 Busby, W.Z. (Red) 1920
 Busch, L. 1922
 Butler, Cal 1947-48-49
 Butler, Cassie 1987-88-89-90
 Butler, Randy 1976-77-78
 Byans, Don 1973
 Bynum, Glen 1965-66-67
 Byrd, Mark 1995

Byrd, Richard 1981-82-83-84
 Byrd, Roshad 2007-08-09
 Byrd, Timmy 1984-85
 Byrne, Brad 1972-73-74-75

C
 Cagle, V.C. 1919-23
 Caldwell, Richard 1951-52-53
 Byrd, Timmy 1984-85
 Byrne, Brad 1972-73-74-75
 Calhoun, C.C. 1930-32
 Calhoun, Ben 1961
 Callahan, Micheal 1987-88
 Cambour, Jacques 1992
 Campbell, Bobby 1946-47
 Campbell, Clifton C. 1915-16-19-20
 Campbell, Claude (Cotton) 1937-38
 Campbell, Jimmy 1971
 Campbell, Louis 1946
 Campbell, Randy 1982-83-84-85
 Campbell, Windell 1960-61
 Cannon, Carl 1991
 Cannon, John 1975-76-77-78
 Cardenas, Eddie 1954-55
 Carmichael, Mark 1979-80-81-82
 Carnody, Keith 1985-86
 Carnody, Steve 1980-81-82-83
 Carpenter, Ken 1994
 Carr, John 1939-40
 Carr, Sonny 1947-48
 Carroll, Ricky 1993-94
 Carozzo, Falco 1941-42-46-47
 Carter, John 1924
 Carter 1929
 Carter, Charlie 1980-81-82
 Carter, Damion 2003-04-05-06
 Carter, Demetris 1992-93
 Carter, John 1934
 Carter, Lamar 1968-70
 Carter, Perry 1990-91-92-93
 Carter, Simmie 1987-88-89-90
 Carter, Walter 1937
 Carter, Woodrow 1934
 Casey, Quintus 1990
 Cash, Antoine 2001-02-03-04
 Casnave, Greg 2003
 Caton, Keith 1997-98
 Caudill, Barry 1974-75-76
 Causey, Nate 1997-98
 Causey, Padi 2002-03-04-05
 Caughman, Donnie 1967-68-69
 Ceppenati, Larry 1970-71
 Chambers, Tre' 1988-99
 Champagne, Karone 2000-01-02-03
 Chancellor, James 1942
 Channell, Ronnie 1966-67-68
 Chanove, Conrad 2005-06
 Chapman, Anthony 1998-99-00
 Chapman, Derek 2005-06-07
 Chatelain, Matthew 2004-05-06-07
 Cheatham, Ronnie 1972-73-74-75
 Childers, W.F. 1926-27-28
 Chrisolm, Scott 1966-67-68
 Christmas, J.Y. 1935-36-37
 Clancy, Charles 1973-74-75-76
 Clark, Bish 1931
 Clark, Brett 1992
 Clark, Chris 2004-05-06-07
 Clark, Harold 1955-56
 Clark, Harry 1939-40

Clark, Lesley 1953-54-55
 Clark, Ricardo 2004-05
 Clark, S.A. 1930
 Clark, Steve 1981-82-83
 Clark, Wesley (Buzzy) 1953-54-55
 Clay, Billy 1999-00
 Clayton, N.R. 1920-21
 Cleckler, Dillon 2001-02-03-04
 Clements, M.G. 1940-41
 Clinton, E.W. 1926
 Coats, Willie (Teenie) 1957-58
 Cochran, Pete 1934
 Cockfield, Larry 1972-73
 Coggin, Cliff 1948-49
 Colbert, Clevon 1991
 Coleman, Billy 1961-62
 Coleman, F.M. 1915
 Coleman, Barrett 1982-83
 Coleman, John 1962
 Coleman, Lee 1972
 Coleman, Sidney 1984-85-86-87
 Coley, Kevis 2002-03-04-05
 Coley, Trevis 2002-03-04-05
 Collier, I.A. 1925
 Collier, Reggie 1979-80-81-82
 Collins, Jamie 2009
 Collins, Kendrick 1988-89-90-91
 Collins, Vernard 1989-90-91-92
 Colona, Darryl 1986-87
 Combest, Steve 1980
 Comacho, John 1989-90
 Conner, Terrance 2008-09
 Conner, Walter 1925-26
 Cook, Chuck 1977-78-79-80
 Cook, Ed 1925
 Cook, E.L. 1921
 Cook, Fred 1971-72-73
 Cook, Hamp 1952-53-54
 Cook, Harvey 1912
 Cook, Joe 1923-24
 Cooley, Travis 2003-04-05-06
 Cooper, James 1982-83-84-85
 Cooper, Tim 1987
 Corbett, Patrick 2003-04
 Corley 1923
 Cornelius, N.H. 1919-20
 Cornelison, Van 1940
 Corne, Charlie 1952-53
 Corner, Willie 1978-79
 Coughlin, Walton 1924
 Courington, Antwon 2002-03-04-05
 Cowart, Don 1933-34-35
 Cowart, O.E. 1922-23-24
 Cowart, Roland 1914
 Cox, Ernest 1935
 Cox, Luther M. 1912
 Crabb, A.B. 1916-20
 Craft, 1925
 Craft, C.E. 1920-21
 Craft, Mike 1968-69-70
 Childers, W.F. 2005-06
 Craft, Troy 1964-65-66
 Crane, Losa 1924
 Crawford, S.B. 1921
 Crenshaw, Mike 1976-77-78
 Crestman, J.H. 1928
 Crimm, Ben 1988-89-90
 Critty, Armand 1939-40
 Croley, Scott 1998-99-00-01

Crusoe, Carlos 2002
 Culliver, Grant 1978-79-80
 Cumbie, Seth 2001-02-03-04
 Cunningham, Donald 1993-94-95-96

D
 Dabbs, Fortner (Sporty) 1937-38
 Dabbs, J.V. 1916
 Daigle, Stephen 2003-04-05-06
 Dale, J.E. 1923-24-25-26
 Dale, V.C. 1915
 Dampeer, Greg 1982-83-84-85
 D'Angelo, Joey 1970-71
 D'Angelo, Micky 2001-02-03
 D'Angelo, Robby 2003-04-05-06
 Daniell, Steve 1974
 Daniels, J.W. 1929-30
 Daniels, Terry 1976
 Dantzier, Orlando (Pop) 1998-99-00-01
 Darby, C.J. 1920
 Davenport, Jim (Peanuts) 1952-53-54
 Davidson, Richie 1997-98
 Davis 1916
 Davis, Austin 2008-09
 Davis, Bill 1968-69-70
 Davis, Brandon 2006-07-09
 Davis, Chuck 1989
 Davis, Fred E. 1925-26-27-28
 Davis, Jim 1953-54
 Davis, J.W. 1928-29
 Davis, Larry 1986-88
 Davis, Rod 2000-01-02-03
 Davis, Tommy 1969
 Davis, W.J. 1920
 Dawkins, David 1988-89
 Dean, Nick 2006-07
 Dedwylder, Charley 1959-60-61
 Deering 1932
 DeFrance, Tony 1961-62-63
 DeJarnette, Sam 1982-83-84
 Del Vacario, Pat 1955
 Dement, Robert (Curley) 1941-46-47
 Dempsey, Alvin 1993
 Denley, James 2005-06-07
 Denney, Mike 1971-72-73-74
 Dennis, Stacy 1989-90
 Denson, Hunter 1932
 Deremer, Jeff 1988
 DeVal, Les 1940-41
 Devrow, Billy 1964-65-66
 Dewitt, Leroy 1995-96
 Dewey, C.L. (Dipse) 1940-41-42
 Dickley, Curtis 1974-75-76
 Dickinson, Harold 1941
 Dickson, Bo 1956-57
 Dillard, Thad 1975-76-77-78
 Dilworth, Billy 1985-86-87
 Dixon, Hanford 1977-78-79-80
 Doggett, Joe 1956-57
 Donagan, Rick 1969-70-71
 Dorsey, James 1994
 Dorsey, Travis 1999-00
 Dotson, Demar 2008
 Dowd, Clyde 1964-65-66
 Doze, Mitch 1981-82
 Dragg, Johnny 1971-72
 Draughn, Benny 1985
 Driskell, Jimmy 2008



All-Time Letterwinners

Drone, Mark 1989
 Duckworth, Robert 1982-83-84-85
 Duggins, Brent 1993-94
 Dunaway, Dickie 1964-65-66
 Dunn, Kendall 1994-95-96-97
 Dunn, Steve 1972-73-74
 DuPont, Robert 1982

E
 Earnest, Ryan 2003
 East, T.F. 1914
 Ector, Clemon 1974-75-76-77
 Ecuyer, Larry 1962-63-64
 Edgar, Frank 1942
 Edwards, Addaryl 2002-03-04
 Edwards, Elmer 1936
 Edwards, W.G. 1912-15
 Eggersman, Hugh 1969-70-71
 Elder, Reggie 1990-92-93
 Ellender, Vaughn 1947-48
 Elliott, Roger 1967-68-69
 Ellis, Ryan 2007
 Ellis, Steve 1988
 Ellzey, Charles 1957-58-59
 Emerson, Ralph 1941-42
 Eskridge, John 1998
 Estes, Eric 1992-93
 Estes, Justin 2007-09
 Ethridge, Ron 1979
 Eubanks, John 2002-03-04-05
 Eubanks 1922
 Evans, Brian 2000-01
 Evans, Bruce 1950
 Evans, G.C. 1919
 Evans, G.W. 1933
 Evans, Roy 1934
 Evans, Russell 1932-33
 Everett, Octavious 2007

F
 Fagan, Walter 1932
 Fairchild, Danny 1968-69
 Fairley, Gayle 1927-30-31
 Farrer, Pitt 1969-70-71
 Farris, Ken 1950-51
 Farris, Webb 1950-51
 Faulk, Jasper 2003-04-05-06
 Favre, Brett 1987-88-89-90
 Favre, Jeff 1994-95
 Fayard, Lionel 1968-69-70
 Fehrenbacher, Jim 1986-87
 Felts, Nollie 1922-23-24-26
 Ferlise, Pat 1951-52
 Ferrell, Hugh 1924-25
 Ferrell, Jim 1984-85-86-87
 Ferrell, Pat 1984-85-86-87
 Fife, Dale 1978-79-80-81
 Fillingim, Elmer 1940
 Fillin, Brownie 1930
 Finch, Ray 1927
 Finch, Roy 1930-31-32
 Finch, W. 1920
 Finlayson, John S. 1920
 Firestone, Frank 1997-98
 Fisackerly 1920
 Fisher 1932
 Fitzgerald, Dave 1954-55-56
 Flanagan, P.P. 1926-27-28-29
 Flanders, Bob 1970-71-72
 Fleming, A.B. 1927-28

Fleming, F. 1929
 Fleming, Joel 1978
 Fleming, R. 1932
 Fletcher, Damion 2006-07-08-09
 Fletcher, I.W. 1934-35
 Floyd, John 1999
 Floyd, Ricky 1978-79-80-81
 Floyd, Stuart 2001-02
 Floyd, V.J. 2007-08-09
 Flurry, H.L. 1920-21-25
 Flynt, 1932
 Foley, Bill 1970-71
 Ford, Terrance 2002-03-04-05
 Fore, Steve 1967-68-69
 Forte, James 1939-40
 Foshee, Orville 1946
 Foshee, Win 1969
 Fowler, Amos 1975-76-77
 Fowler, Danmye 1998-99-00-01
 Fox, E.E. 1915
 Francis, Brandon 1996-97-98-99
 Franklin 1927
 Franklin, Antonio 1998
 Freeman, Bill 1961-62-63
 Freeman, Thomas Glover 1938-39
 Fremin, Jerry 1973-74-75
 Friedhof, Gary 1966
 Fuell, Don 1959-60-61
 Fulkerson, Jack 1950-51
 Furlow, S.M. 1913-14-15
 Fussell, Clifton 1972-73-74

G
 Gabourel, Shane 1978-80-81
 Gabriel, Jack 1996-97-98
 Gafford, L.E. 1920-21-22-23
 Galloway, Tito 1995
 Gamble, Shaun 1991-92-93-94
 Gamble, Tracy 1981-82-83-84
 Gandy, Shelton 1985-86-87-88
 Ganse, Joe 1972-73-74
 Gantt, Kyle 1970-71-72
 Gardner, W.C. 1928-29
 Garner, D. 1931
 Garner, Bobby 1999-00-01-02
 Garner, Terrel 1967
 Garrett, Denton 1935-36
 Garry, Ben 1974-75-76-77
 Garton, Morris 1941
 Gates, Neil 1935-36
 Gatti, Dick 1952
 Gay, Jack 1927
 Gemmel, Rick 1973-74-75
 Gibson, Barry 1972-73-74-75
 Gideon, Sherrod 1996-97-98-99
 Gill, Art 1964-65-66
 Gill, Byron 1998-99-00
 Gillis, Malcolm 1934
 Glass, Tommie 1939-40
 Glover, Melton 1996
 Godwin, Eddie 1958
 Golden, Wiley 1914
 Gorney, Bill 1963-64-65
 Gonzalez, Jose 1997-98
 Gordon, Anthony 1991
 Gordon, Derrick 1996
 Gowdy, Maurice 1996-97-98
 Grace, Nathan 2000-01
 Graham 1916
 Graham, Arthur 1925

Graham, Greg 1978-79
 Graham, Heath 1994-95-96
 Graham, James 1946-47
 Graham, Stanley 1941-42
 Graves, Otho 2003-04
 Gray, Anthony 2007-08-09
 Gray, Antonio 1998-99
 Gray, Rodney 2006
 Gray, Tony 1983
 Grayson, Charles 1927-30
 Green, Cole 1994-95-96-97
 Green, Jeff 1993
 Green, John 2009
 Green, Kwantell 2000-01
 Green, Reed 1930-31-32-33
 Green, Richard 1988
 Green, Tim 2009
 Greene, Robert 1983
 Greer, George 1935-36
 Gregory, J.E. 1921
 Griffin, Steven 2000-01
 Griffith, Terry 1969
 Griffith, Cecil 1937
 Grimes, Alton 1931-32
 Grubbs, Gary 1969-70-71
 Guin, Arlis 1937-38
 Gullette, A.T. 1925-26-27
 Gulley, J.O. 1998-99
 Gulley, Letorance
 (LT) 1992-93-94-95
 Gunnell, Nick 1914
 Guy, Ray 1970-71-72
 Guy, T.J. 1914-15

H
 Haag, Chris 1973
 Haag, Chris R. 1982-83-84-85
 Hackney, J.P. 1926-27-28-29
 Haeusler, Greg 1981-82-83-84
 Hailey, Scooba 1930-31
 Halbert, James 1932-33
 Hale, Ben 1975
 Hale, James 1978
 Hale, John 1968-69
 Hale, Ken 1969-70
 Haley, Danny 1967-68
 Hall, Jason 1994-95-96
 Hallman, Tim 1984-85-86-87
 Hambright, Brandon 1995-96-97
 Hamilton, Bobby 1990-91-92-93
 Hammond, Jeff 1976-77-78
 Hancock, Larry 1963
 Handy, Leroy 1999-00-01-02
 Hanks, Ryan 2009
 Hanna, Brant 1998-99-00-01
 Hansford, Preston 1986-87-88-89
 Hanzo, Al 1948
 Hardaway, Tim 1997-98
 Hardman, Roger 1972-73-74
 Hardy, Terry 1994-95-96-97
 Hardy, Tom 1923
 Hardy, Wayne 2003-04-05-06
 Harmon, Eugene 1992-93-94-95
 Harper, Scott 1993-94
 Harrell, Joe 1938
 Harris, Anthony 2002-03
 Harris, Anthony 1988-89-90
 Harris, Antrone 2008
 Harris, Bobo 1982-83-84-85
 Harris, Don 1968

Harris, Jerry 1992-93-94-95
 Harris, Mike 1968-69-70
 Harris, Orlando 1989
 Harris, Ray 1933-34
 Harrison, Rocky 2001
 Harrison, Tory 2006-07-08-09
 Harrington 1923
 Harrington, Billy 1984
 Harrington, Larry 1976-77-78
 Harrington, Robert 1934
 Hart, Granville 1951
 Harvey, Marvin 1977-78-79-80
 Hatcher, Wayne 1969-70-71
 Hatchett, Marchene 2000-01
 Haulman, Mark 1999-00-01-02
 Haulman, Jimmy 1960-61-62
 Hayden, Charles 1969
 Haynes, Carmus 2001
 Haynes, Jimmy 1969-70-71
 Hays, Harold 1960-61-62
 Heard, Kevin 1997-98
 Heath, Charles 1939-40
 Heath, John 1935-36
 Hebert, Ryan 2006-07-08-09
 Hefner, Reece 1956
 Hegwood, Wayne 1947
 Heidelberg, Willie 1970-71
 Helms, Steve 1990
 Henderson, Archie 1980-81-82
 Henderson, John 2009
 Henderson, Pat 1990-91
 Henderson, Robert 2004-05-06-07
 Henderson, Tom 1972-73-74
 Hendrix 1919
 Hendrix, Caleb 2003-04-05-06
 Hendrix, Joey 1979-80-81
 Hendrix, Steve 1983-84-85
 Hendrix, Troy 1938-39
 Henley, Joe 1999-00-01-02
 Henry, James 1986-87-88
 Henry, Malachi 1974-75-76
 Henry, Onesimus 1984-85-86-87
 Herrmann, Leo (L.T.) 1952-53-54
 Herring, Charles 1933-34
 Herring, George 1954-55
 Herrington, Roland 1919
 Herron, Johnny 1969-70-71
 Hervey, Derrick 1992-93-94-95
 Hess, Collins 1984-85
 Hester, E.W. 1922-23-24
 Hickman, Logan 2008-09
 Hicks, Brett 2008
 Hicks, Eddie 2006-07-08-09
 Hicks, Jim 2000-01-02-03
 Hicks, Roger 1960-61
 Highstreet, Paul 1960
 Hightower, Aaron 1992
 Hill, Andy 2007-08-09
 Hill, George 1985-86-87-88
 Hillman 1929
 Hinton, Charles 1965
 Hinton, Jerry 1969-70-71
 Hinton, L.T. 1926
 Hitt, Harold 1963-64
 Hodges, Bill 1966-67
 Holcomb 1931
 Holfield, G.E. 1936
 Hollingsworth, Luther 1936-37-38
 Hollins, Raymond 1919
 Holleman, Clarence 1919

Holloway 1937
 Holloway, Jimmy 1998
 Holmes, David Benton 1912
 Holmes, Bobby 1949-50
 Holmes, Denton 1912
 Holmes, Ronnie 1971
 Holmes, Sonny 1962
 Holt, Gary 1977-78
 Hood, Richard 1968
 Honaker, Doug 1946-47-48
 Hoppgood, Jeff 1995-97
 Horn, Don 1979-80-81-82
 Horton, Freeman 1975-76-77-78
 Hosemann, David 1974-76-77
 Hosey, Corey 1999-00-02-03
 Hoskins, Derrick 1989-90-91
 Housley, Wesley 2005-06-07-08
 Houston, Brennan 2008-09
 Houston, Zaid 1997-98-99-00
 Howard, Carl 1947-48-49
 Howard, Jackie 1951-52-53-54
 Howard, Thomas 1937-38-39
 Howe, Glen 1980-81-82
 Howell, Ronald 1987-88-89
 Howell, Tony 1980-81
 Howerton 1915
 Howington, Lee 1929
 Hrapmann, Danny 2009
 Huckabee, Cooper 1971-72
 Huddleston, Fred 1982-84
 Hudson, Ethridge 1932-35-36
 Hudson, Mickey 1970-71-72
 Huelsbeck, Harry 1966-67
 Huesser, Huey 1954
 Huettel, Steve 1972-73-74
 Huff, Jim 1957
 Huff, Robert 1920
 Huff, Scott 1981
 Hughes, Bobby 1955-56
 Hughes, Jamison 2008
 Hughes, Shane 1991
 Hull, Cody 2004-05
 Hultz, Don 1960-61-62
 Hultz, George 1960-61
 Hultz, Wilford 1963
 Hunt, George 1970-71-72
 Hunter, Chico 2007-08-09
 Hunter, George 1966-67
 Hurd, Josh 2009
 Hurdle, Jesse 1933-34-35
 Hurst, Adam 2003-05
 Hutchins, Pierre 2001-02-03-04

I
 Iosia, Mike 1991-92
 Isler, Alan 1967-68-69
 Ivy, Gary 1978-79
 Ivy, Jake 1939-40

J
 Jackson, Chris 1981-82-83-84
 Jackson, Danny 1978-79-80-81
 Jackson, Eddie Ray 1987-88-89-90
 Jackson, Joe 1985
 Jackson, Kevin 1992-93
 Jackson, Michael 1988-89-90
 Jackson, Pat 1986-87-88-89
 Jackson, Quentin 1993-94-95-96
 Jackson, T.A. 1926-27-28-29
 Jackson, Wayne 1948
 Jarrell, Billy 1952-53
 Jeffries, Don 1986
 Jenevein, Jack 1948-49
 Jenkins, Charlie 1979-80-81-82
 Jimenez, Jason 2000-01-02
 Johnson, Aubrey 1989-90-91-92
 Johnson, Arthur 1932-33
 Johnson, Chris 2004-05-06-07
 Johnson, Chris 2001-02
 Johnson, David Earl 1970-71
 Johnson, Johnny 1966-67-68
 Johnson, J.R. 1919
 Johnson, Kenny 2000-01-02-03
 Johnson, Leroy 2001-02
 Johnson, Luke 2003-04-05
 Johnson, Marion C. (Tuffy) 1939-40
 Johnson, Mark 1978-79
 Johnson, Mel 1948
 Johnson, Nick 1923-24-25

Johnson, Reggie 1985
 Johnson, Roland 1990-91
 Johnson, Sam 1973
 Johnson, Stan 1968-69
 Johnson, Tom 2004-05
 Johnson, Tony 1989
 Johnston, Frank 1967-68-69
 Johnston, Richard 1956-57-58
 Jones, Buster 1930
 Jones, Calvin 1977-78-79
 Jones, Coemba 1996
 Jones, Carl 1984-85-86-88
 Jones, Coty 1993-94
 Jones, Curt 2002
 Jones, Dauvard 1939-40
 Jones, Deddrick 2008-09
 Jones, D.O. 1939
 Jones, G.N. 1930
 Jones, George W. 1959-60
 Jones, Jimmy 1942
 Jones, John Wesley 1939-40
 Jones, Rayshun 2001-02
 Jones, Ronald 2002-03
 Jones, Ronald 1992-93-94
 Jordan, Robert
 (Sonny) 1946-47-48-49
 Jones, Theodore 1938
 Jones, Victor 1933-34
 Jordan, Tom 1978
 Jordan, Wilmer 1932-33
 Juneau, Curry 1954-55-56-57
 Junker, Milton 1978-79
 Jusely, David 1968-69
 Justesen, Mike 1980-82

K
 Kaiser, Edward 1951-52
 Kaplan, Eddie 1974-75-76
 Katrishen, William
 (Mike) 1941-42-46-47
 Kauchick, Eddie 1949-50-51
 Keckin, Val 1960
 Keith, David 1976
 Keith, Casey 1994-95-96-97
 Kelley, Greg 1979-80-81-82
 Kelly, Adam 2003
 Kelly, Jeff 1998-99-00-01
 Kemper, Elmer 1949-50-51
 Kemper, Eugene 1948
 Kemper, Robert 1947
 Kennedy, Adam 1992-93-94-95
 Kennet, Ben 1936
 Kenney, Marchant 1994-95-96-97
 Kennington, Shelton 1982-83-84
 Key, Kendrick 2000-01
 Key, Radell 1966-68-69
 Keys, Corell 1992
 Killingsworth, Emanuel 1977-78
 King 1919
 King, Buddy 1986-87-88-89
 King, Earl 1965-66
 King, James 1972
 King, Jim 1963-64
 King, Rivers 1940
 Kirke, John 1965
 Kirker, George 1942
 Kirkland 1913
 Kirksey, William 1986-87-88-89
 Kirsh, M. 1930
 Kissner, Bernard 1933-34
 Kitchen, Jim 1994-95-96-97
 Klein, Lee 1984
 Knight, Jake 1923
 Knighten, Billy 1985-86
 Knobloch, Donnie 1972
 Koen, Sankey 1930-31-32
 Kondrat, Ihor (Mike) 1966-67-68
 Knox, Bishop 1974-75-76-77
 Kolinsky, Nick 1961-62-63


L
 Lacoste, Chris 1990-91
 Ladner, A.R. 1927
 Ladner, Obie 1934-35
 Laird, John 1963-64
 Lambert 1924
 Lambright, Maxie 1946-47-48
 Lampley, Tracy 2009
 Lance, Bobby 1957-58



Jasper Faulk



Bill Freeman



LT Gulley



Jeff Kelly




All-Time Letterwinners

Landers, Zeb 1999-01
 Landor, Jonathan 2007
 Landrum, Mike 1982-83
 Landry, Darrell 1968-70
 Lane, D.H. 1919
 Lang, Elmo 1951-52
 Langford, Eddie 1947-48-49
 Langston, Chris 1999-00-01-02
 Larsen, Billy 1959-60
 Lasley, Martin 1952
 Latham, Joe 1941-46-47
 Latson, Steve 1992-94
 Latta, Randy 1973-74-75
 Lauderdale, Keith 1985-86
 Law, Cordarro 2008-09
 Law, Don 1973-74-75-76
 Lawrence, DaRon 2001-02-03-04
 Lee, Kendrick 1994-95-96
 Lee, Zack 1919
 Leach, Andy 1935
 Leach, William 1937-38
 Leach, D.C. 1923-24
 Leach, F.S. 1921-22-23-24
 LeFlore, Jessye 1921
 LeGros, John 1946-47-48
 LeGros, Tom 1948-49-50-51
 Lehman, Howard 1952
 Lenore, Charles 1930
 Leonard, Antonio 2007
 Letort, Henry 1968-69
 Lever, John 1930-31-32
 Leverette, Hendrick 2009
 Lewis, Cliff 1978-79-80
 Lewis, L 1925
 Lewis, Lavern 1946-47-48
 Lilly, Sale 1948
 Limbaugh, Ernest 1942-46-47-48
 Lindley, Jeremy 1996-97
 Lindsey, Chad 1994-95-96
 Lippincott, Dooney 1963-64-65
 Lippos, Louis 1980-81-82-83
 Little, Bobby 1959
 Livings, Mike 1978-79-80-81
 Lockett, Akeem 2002-03-04-05
 Lockley, Van 1941
 Loehr, Don 2007
 Loesch, Keith 1989-90-91-92
 Logan, Craig 1969-70-71
 Lomoro, Johnny 1992-93-94-95
 Longest, H.B. 1912-13-14
 Long, Cecil (Buddy) 1958-59-60
 Long, Larry 1972
 Long, Richard 1979-80-81
 Long, Terry 1963
 Looman, Kevin 1972
 Loper, O.B. 1929
 Loper, Roland 1940-41-46
 Lorio, Rene 1959
 Lossette, David 1930-31
 Lott, H.V. 1921
 Lovette, Vardaman 1939-40
 Lowe, C.A. 1915
 Lumpkin, Lance 1930-31
 Lundy 1924
 Lynch, Rod 1988-90-91
 Lynch, Wade 1976-77-78
 Lynn, Frank 1960
 Lyons, Billy 1961-62
 Lyons, Jerome 2006-07-08

M
 MacDonald, Don 1966-67
 Magee, Guy 1942
 Magee, J.W. 1924
 Magee, Roy 1998-99-00-01
 Magee, Skylor 2001-02
 Magee, Torris 2007
 Magers, Hugh 1936
 Mahone, Mike 1964
 Majure, Thomas 1941
 Mallard, DeShone 1997-98
 Malone, Dennis 1971-72-73
 Malone, Sidney 1965
 Magnus, Arthur J. (Red) 1946-47-48
 Mangum, John 1964-65
 Mann, Bill 1979-80-81
 Mann, Walter 1951
 Manning, J.E. 1926
 Manning, Shadler 2005-06

Mapes, Dick 1962
 Mapp, J.H. 1919
 Marlow, Edmund 1942
 Marsh, Chafan 1988-89-90-91
 Marshall, Earl 1957
 Marshall, William 1939
 Martello, Tony 1929-30-31
 Martin 1926
 Martin, Bill 1955-56
 Martin, J.H. (Abe) 1920
 Martin, James 2001-02
 Martin, Dawayne 1963
 Marzula, Joey 1996
 Mason 1932
 Mason, Burtis 1934-35
 Mason, Cole 2005
 Mason, Jim (Brick) 1953-54
 Mason, Vontre 2006-07
 Massengale, A.C. 1937-38-39
 Massey, Dwayne 1981-82-83
 Massey, Jonathan 2008-09
 Matlock, Jacob 2002-03
 May, George 1927
 May, George 1933
 May, Jack 1956-57
 May, Johnny 1946
 Mayfield, C.R. 1915
 McAdams, Mike 1966-67-68
 McAllister, T. 1920-21
 McAlpin, Jack 1965-66-67
 McArthur, Charlie 1957-58-59
 McCaleb, Darren 2003-04-05-06
 McCall, Tim 1977-78
 McCarley, Howard 1938-39-40
 McCarthy, Milo 1965-66-67
 McCarthy, Steve 1973-74-75
 McClammy, Keith 1968-70
 McClellan, Mike 1964-66
 McClendon, Henry 1997-98
 McCleskey, H.L., Jr. 1919-20-22-23
 McCleskey, J. Warren 1919-20-21-22
 McCleskey, Warren 1926
 McCollough, Alan 1975-76-77
 McCombs, Vic 1980
 McCormick, Boots 1946-47-48-49
 McCoy, Eddie 1978-79-80
 McCray, J.A. 1920-21
 McCrory, Patrick 1998-99-00
 McCullough, Paul 1949-50
 McDaniel, Damon 1991-92-93
 McDaniel, Dane 1977-78-79
 McDaniel, Ed 1950-51-52
 McDay, Willie 1993
 McDevitt, James 2007
 McDonald, C.T. 1915-16
 McDonald, Jalce 1932-34-35
 McDowell, Thad 1988-89-90-91
 McElroy, Buckley 1951-52-53
 McGee, Chris 1985-86-87
 McGee, Cornelius 2005
 McGee, Harvey 1971-72-73
 McGee, Howard 1993-94
 McGee, Michael 2006-07-08-09
 McGilvary, H.W. 1921
 McHenry, Leeman 1954
 McInnis, Wade 1927
 McInnis, Hugh 1957-58-59
 McLwain, Ben 1998
 McKay, M.K. 1923
 McKay, John 1969-70
 McKee, Ryan 2005-06-07-08
 McKellar, Fats 1938
 McKellar, Bob 1950-51-52
 McKenzie, Darris 2000-01
 McKinney, Myreon 1992-93
 McKenzie, Mike 1977-79
 McKnight, O.A. 1926-27-28
 McLaughlin, Fred 1978-79-80
 McLemore, Louis 1929-30-31
 McLendon, Frank A. 1928-29
 McLendon, R.D. 1925
 McLeod, Andin 1959-60
 McLeod, Ben 1961-62-63
 McLeod, C.R. 1914-15
 McLeod, Harry 1935
 McLeod, I.M. 1915
 McLeod, Mark 1987-88
 McMahan, Brent 1967-68
 McMahan, Homer 1926-27-28-29



Marchant Kenney



Mike Landrum



Roy Magee



Terrell Paul

McMahan, John 2006
 McMillan, Terry 1966-67-68
 McPhail, Aubrey 1936-37
 McPherson, Jamie 1993-94
 McRae, Albert 1992-93-94-95
 McRae, H.V. 1912
 McKath, Gerald 2005-06-07-08
 McReynolds, George 1989-90-91
 McSwain, Rufus 1941
 McWhorter 1927
 Mead, Neal 2003-04-05
 Meador, C.G. 1912
 Meador, John 1967
 Meador, Morris 1959-60-61
 Means, Marc 1979-80-81-82
 Medders, Bryant 1988-89
 Meeks, John 1951-52
 Meeks, Lawrence 1954-55-56-57
 Megehee, Lewis D. 1928-29
 Melton, Davis 1949
 Melton, John 1963-64-65
 Melton, Tommy 1964-65
 Merrill, Sean 2006-07
 Messer, Otho 1916
 Metevia, Tim 1994
 Meyer, Fred 1970-71-72
 Michael, Alex 2008-09
 Michaelson, Seth 2007
 Miciotto, Gus 1999-00-01-02
 Micoletti, Buck 1948
 Mickel, Billy 1968-69-70
 Mills, Russell 1969
 Miller, Bruce 1980-81-82-83
 Miller, Ray 1925
 Minch, Tim 1990-91
 Milling, Clarence L. 1923-24-25
 Milling, H.C. 1929
 Mills, Shawn 1999-00
 Mills, W.W. 1926
 Millum 1923
 Milner, Jay 1947
 Milner, William W. 1912-13
 Mims, Doug 1952-53
 Miner, Tony 2005
 Mitchell, Gary 1974
 Mitchell, J. Hugh 1953-54
 Mitchell, Landon 1939-40
 Mitchell, Mike 1997
 Mitchell, Porter 1975-76
 Mitchell, W.D. 1925
 Mitcherson, Jim 1951
 Mize, Bobby 1991
 Moffett, Jackie 1980-81
 Molden, Fred 1983
 Monroe, Matt 1991-92
 Montague, Frank 1912
 Montgomery, Billy Hugh 1953
 Montgomery, Carlos 1973-74-75-76
 Montgomery, Jim 1972-73
 Montgomery, John 1919
 Montgomery, Mark 1990-92-93-94
 Moon, Mike 1971-72-73
 Moore, Lance 2005
 Moore, Red 1938
 Moore, Barney 1947-48
 Moore, Ernie 1998
 Moore, Keon 1998-99-00
 Moore, Lance 2006
 Moore, Sherron 2003-04
 Moore, Tom 1970-71-72

Moore, Willie B. 1981-82-83-84
 Moorer, Carey 1990-91-92-93
 Morgan, Audice D. 1937-38-39
 Morgan, Earl 1936-37
 Morgan, Ed 2005-06-07-08
 Morgan, Fred 1923
 Morgan, Joe 1948
 Morgan, Patrick 1996
 Morris, Joldrick 2007-08-09
 Morrow, Tommy 1958-59-60
 Mott, Andrew 1983-84-85-86
 Moulton, Larry 1968-69-70
 Moyer, Paul 1949-50
 Mullin, Jerry (Buster) 1946-47
 Mullis, Fred 1946
 Mumford, Gerald 1997-98-99-00
 Murray, Lewis 1950
 Muscarello, Phil 1950-52
 Musmeci, Phil 1948-49-50-51

N
 Nall, Herman 1962-63-64
 Nance, Kelby 1997-98-99-00
 Naron, Braskel 1940-41
 Nathan, Boobie 1986
 Nations, Lance 1991-92
 Neill, John 1952-53
 Nelson, Dwayne 1989-90-91-92
 Nelson, James 2004
 Nelson, Shawn 2005-06-07-08
 Neville, George 1947
 Newberry, Art 1978-79-80
 Newman, Kent 1976
 Newsom, Trevor 2009
 Nichols, John 1989-90-91
 Nichols, William 1947-48
 Nix, A.L. 1926-27
 Nix, Derrick 1998-99-00-02
 Nix, John 1997-98-99-00
 Nix, Tyrone 1990-91-92-93
 Nobles, Benny Ray 1946-47-48
 Nobles, Herbert Ray 1951-52
 Nolan, Timira 1997-98
 Norris, Jim 1957
 Norsworthy, Lamar 1930
 North, Kevin 2007-08
 Northam, Ricky 1974-76-77
 Norton 1922
 Norton, Larry 1993-94-95-96
 Novak, Jeff 1992-93
 Nunez, Eddie 1974-75-76
 Nunn, Terry 1993-94
 Nyang, Mam 2006
 Nyers, Jim 1974-75

O
 Oakes, Houston 1950-51
 Oakley, Tracy 1984-85
 O'Bar, Rod 1981-82-83
 Odom, Archie 1935-36
 Odom, David 1977-78-79
 Odom, Reggie 1974-75-76-77
 Olander, Mike 1960-61
 Oliver, Maurice 1985-86-87-88
 Olsson, Rod 1993-94-95
 Olson, Billy 1972-73-74-75
 O'Mara, B.B. 1919-20
 O'Neal, Cameron 2008-09
 O'Neal, Silas 1985-86-87
 Oradat, Larry 1972

Orange, Doyle 1971-72-73
 Orphan, Dino 1954-55
 Orrell, Sonny 1968
 Ortega, Yamil 2004
 Ott, A.D. 1932-33-34
 Ott, Sam 1930
 Oubre, Willie 1936-37-38
 Ovca, Joe 1939-40
 Overby, A.H. 1929-30-31
 Overby, Howard 2004-05-06
 Overby, M.E. 1929-30-31
 Owen, Jim Ray 1949
 Owen, Joe 1961-62-63
 Owens, Anthony 1991-92-93
 Owens, Don 1953-54-55-56
 Owings, A.D. 1926

P
 Pace, Chal 1981-83-84-85
 Palazzo, Buddy 1970-71-72
 Palmer, Danny 1969-70
 Palmer, Jonathan 2003-04-05-06
 Palmer, Ricky 1972-73-74-75
 Parham, Freddie 2008-09
 Parker, Anthony (Stoney) 1975-76-77-78
 Parker, Charles 1947
 Parker, Charlie 1961-62-63
 Parker, W.L. 1921-22
 Parker, Doug 1970-71-72
 Parquet, Jeremy 2001-02-03-04
 Parrish, David 1976-77
 Parrish, Terrance 1996-97-98-99
 Parsons, A.H. 1919-20
 Patrick, Malcolm 1935-36-37
 Patterson 1928
 Patterson, Pat 1946
 Paul, Terrell 2000-01-02-03
 Paulin, Dwayne 2006-07
 Payne, Jim 1960-61
 Peacock, R.V. 1916
 Pears, Levon 2001-02-03-04
 Pearson, Joe 1987
 Pearson, Ryan 1993-94-95
 Peck, Gabe 1988-89-90
 Pellerin, Micah 2008
 Pendarvis, Sylvester 1936-37
 Pepper, Hugh Laurin 1952-53
 Perine, Anthony 2003-04-05-06
 Perkins, John 1957-58
 Pertero, J.T. 1920
 Phenix, Perry 1996-97
 Phillips, Eric 2005-06-07-08
 Phillips, John Melvin (Bubba) 1947-48-49-50
 Phillips, Jerome 1936
 Phillips, Ken 1970-71
 Phillips, Otto 1933-34-35
 Phillips, P.E. 1912
 Phillips, Quantrellis 1996-97
 Phillips, Ricky 1982
 Phillips, Robert 1980-81
 Pieper, Chris 1974-75
 Pieper, Greg 1974-75
 Pierce, Chris 1994-95
 Pierce, Quentin 2009
 Pigott, 1922
 Pigott, Bud 1963
 Pinkston, Joey 1999-00
 Pinkston, Todd 1996-97-98-99

Pitts, John 1975-76-77
 Plunkett, Wilson 1971-72-73
 Pogue, Tony 1986-87-88-89
 Pollard, Lytrel 1994-95-96-97
 Pope, Marcus 1990-91
 Pope, Moran 1912
 Pope, Moran 1942
 Pope, O'Lester 1995-96-97-98
 Pope, Terrance 2008-09
 Portis, Willie 1982-85
 Posey, Bobby 1951-52-53
 Posey, Jeff 1995-96
 Poulin, Mike 1981-82-83-84
 Powe, Myron 2001-02-03-04
 Powell, 1937
 Powell, Carlos 1985-86-87
 Powell, Raymond 1979-80-81-82
 Powers, Carley 1973
 Presley, Kendrick 2008-09
 Prestage, Aaron 1939-40
 Price, 1932
 Price, David 1968-69-70
 Prince, Martavius 2004-05-06-07
 Pruitt, Etric 2000-01-02-03
 Pugh, Dan 1959-60-61
 Pumphrey, Charles 1995-96
 Purnell, Frank 1948
 Purser, Jamie 1996-97-98-99
 Purvis, 1924
 Purvis, Leo 1935-36
 Purvis, Robert 1934
 Purvis, Tommy 1958-59
 Purvis, Vic 1963-64-65


Q
 Quattrochi, Austin 2009
 Querner, William 1948
 Quick, Henry 1967-68-69

R
 Raines, Marcus 2006-07
 Randle, E.E. 1927
 Rankin, Steve 1987-88
 Rankins, Labarion 1991-92-93
 Ratcliff, Melvin 1992-93-94-95
 Ratesic, John 1960-61
 Ray, Alex 2000-01-02-03
 Ray, Kenny 1992-93-94
 Rayburn, Gary 1967-68-69
 Rayman, Gerald 1940
 Reaves, Stephen 2006-07
 Redd, Eric 1985-86
 Reed, Greg 1988-89-90-91
 Reed, Rod 1988-89-90-91
 Reeves, Bryan 1997
 Reeves, John H. 1913
 Reynolds, 1913
 Reynolds, Carl 1934-35
 Reynolds, Henry (Hindu) 1947-48
 Reynolds, Marvin 1940
 Rhed, Bobby 1951-52
 Rhoden, Chris 2006-07-08
 Rial, Robbie 1986
 Rice, Wiley 1962-63
 Rich, John 1937-38-39
 Rich, Larry 1954-55-56
 Richards, Chaz 2005-06-07
 Richards, Fred 1980-82-83-84
 Richards, Mike 1985
 Richardson, Eric 1983



All-Time Letterwinners

Richardson, Milton 1983
 Richmond, LeVance 2006-07
 Ricks, Troy (T.A.) 1971-72-73
 Riley, E.J. 1912
 Riley, Karlin 2002
 Rinehart, Bob 1957-58-59
 Roan, Kameron 2009
 Roberts, Bill 1961
 Roberts, C.C. 1916
 Roberts, Chris 1992-93
 Roberts, E.S. 1916
 Roberts, Gary 1972-73-74
 Roberts, Lee 1995-96-97-98
 Roberts, M.M. 1916
 Roberts, Tim 1988-89-90-91
 Roberts, Will 1990-91
 Robertson 1937
 Robertson, Jonathan 1984-85-86
 Robinson, James 1992-93-94-95
 Robinson, Lucius 1946
 Robinson, Marcal 2009
 Rockwell, Bishop 1941
 Rodman, George 1964-65
 Rodriguez, Tony 1971
 Rogers, Albert 1926-27
 Rollins, Vincent 1985-86-87-88
 Romo, Joe 1947
 Rosmaond, Ivan 1949-50
 Rosello, Dennis 1974
 Ross, Joel 2009
 Rouchon, Tony 1950-51-52
 Rouse, Doug 1968-69
 Rousell, Tommy 1965-66-67
 Rowan, T.J. 1913-14-15
 Rowell, Eugene 1991-92-93
 Rowells 1922
 Ruffin, Chad 2001-02-03-04
 Ruffin, G.H. 1926
 Russell, G.H. 1927
 Russell, John T. 1956-57-58
 Russell, Reggie 1989-90-91
 Rutherford, Rudy 1937
 Ryals, Chris 1988-89-90-91



DeQuincy Scott

Scott, Maxie 1941
 Scott, P.C. 1921-23
 Sears, Corey 1998
 Seay, Scott 1980-81-82
 Seegars, James D. 1939-40
 Sekul, George (QB) 1957-58
 Sekul, George (FB) 1961-62-63
 Selligman, Harvey 1955-56
 Sellers, Davy 1979-80-81
 Seroka, Chris 1986-87-88
 Seymour, Nicky 1993-94-95-96
 Shackelford, Craig 1986-87
 Shannon, Karr 1995-96-97
 Sharp, Razon 1949
 Sharpe, Al 1948
 Shattles, Otis 1953
 Shaw, Eddie 1995-96-97-98
 Shaw, Harold 1994-95-96-97
 Sheffield, Joe 1925
 Shields, Richard 1933-34-35
 Shaw, Sherrard 1947-48
 Shenk, Rodney 1959-60
 Shepherd, Bob 1967-68-69
 Shepherd, J.T. 1952-53
 Sherron, Jay 1985-86-87
 Shirley, Lewis 1930
 Shoemaker, Billy 1992
 Short, Scott 1984-85-86
 Shows, Carroll 1932-33
 Shows, W.T. 1914
 Silas, Melvin 1977-78-79
 Simmons, Jon 2002
 Simmons, Edgar 1939
 Simmons, Gordon 1941-42
 Sims, Chuck 1986-87-88-89
 Sims, Emmett 1938-39
 Sims, Sawyer 1941
 Singleton, Joe 2005-06
 Singleton, James 1989-90-91-92
 Sizemore, Stacy 1991-92
 Sklopan, Johnny 1960-61-62
 Slater, Rick 1985-86
 Slaughter, T.J. 1995-96-97-98-99
 Slaughter, Ulysses 1984-85-86-87
 Slay, Glyn 1947-48
 Smallwood, Fred 1953-54-55
 Smith, Boo 1974-76
 Smith, Bracy 1936-37
 Smith, Butch 1977-78-79-80
 Smith, Carl 1947-48-49
 Smith, Chandler 1996-97
 Smith, Charles J. 1935-36
 Smith, Darian 1992-93
 Smith, Doug 1934-35
 Smith, Eric 1974-75-76-77
 Smith, Eugene 1912-13
 Smith, J. 1947
 Smith, Jay 1946-47
 Smith, Roosevelt (Kip) 1983-84-85
 Smith, Martez 2007-08-09
 Smith, Mike 1973
 Smith, Roy 1946-47-48
 Smith, Ross 2009
 Smith, Stacy 1991-92
 Smith, Tim 1983-84-85-86
 Smith, Tony 1989-90-91
 Smith, W.C. 1916-19-20
 Smith, William 1937-38
 Smith, Willie 1931
 Smithart, Bobby 1975-76-77




Fred Smallwood

Snell, Reese 1947-48-49
 Snowden, Jeremy 2008-09
 Soberski, Ed 1969-70-71
 Spence, Arnold 1958-59-60
 Spence, William 1931
 Spencer, Ken 1985-86
 Speracino, Jack 1953-54
 Speyrer, Mark 1974
 Spiers, Blake 2007-08
 Spigener, C.W. 1926
 Spruiell, Frank 1948-49
 Stabler, Roy 1993-94-95
 Stallings, Robert Ray 1982-83-84-85
 Stampley, Walter 1948
 Stanley, George 1923
 Stames, Joey 1977-79
 Stephen, Marty 1975
 Stevens, Arnold 1941-42
 Stevens, Craig 1973-75-76
 Stevens, George 1947-48
 Stevens, Joe 1932
 Stevens, Robert 1947-48
 Steward 1926
 Stewart, Argile 1930
 Stewart, Brunus 1930-31
 Stewart, Daleroy 1997-98-99-00
 Stewart, Naton 2002-03-04
 Stewart, J.J. 1976-77-78-79
 Stewart, L 1931
 Stewart, Lindy 1949-50-51
 Stewart, William 1948
 Strain, Richard 1948
 Stringer, Jim 1969
 Stonestreet, J.D. 1934-35
 Stringfellow, Joe 1939-40-41
 Stringfellow, Julius (Poochie) 1964-65-66
 Stromas, Carsha 2001-02-03-04
 Stuart, Claude 1926
 Stubbs, Nevin 1935
 Sullivan, C.W. 1912
 Sullivan, Vinson 1957-58
 Summers, C.L. 1915
 Sumrall, Brandon 2004-05-06-07
 Sumrall, George 1965-66
 Sumrall, T.D. 1921-23
 Supple, Buddy 1957-58-59
 Surace, Dicky 1968-69-70
 Surtain, Pat 1994-95-96-97
 Switzer, Reginald 1939-40
 Symmes, Will 1993-94-95-96



Clemon Terrell

Teague, Albert 1977-78-79
 Tenore, Jim 1927
 Terrell, Clemon 1980-81-82-83
 Terrell, Darryl 1995-96
 Thames, Richard (Dick) 1941-46
 Thatch, George 1912-13-14
 Thicklen, Willie 1973
 Thigpen, Doug 1987-88-89
 Thomas 1925
 Thomas, Adaluis 1996-97-98-99
 Thomas, Albert Pat 1939-40
 Thomas, Arnold 1968-69-70
 Thomas, Brownie 1928-30-31
 Thomas, Jim 1960-61
 Thomas, Larry 2004-05
 Thomas, Norris 1972-73-74-75
 Thomas, Percy 1929
 Thomas, Rod 1993-94-95
 Thomas, Sam 1986-87-88
 Thompson, Bruce 1979-80-81-82
 Thompson, D.D. 1981
 Thompson, Jack 1912-13-14-15
 Thompson, Rick 2005-06-07
 Thompson, Steve 1989-90
 Thompson, Kevin 1999
 Thornton, Gordon 1952
 Ronnie Thornton 2009
 Tillman, Darryl 1986-87-88-89
 Tillman, George 1979-80-81-82
 Tisdale, Brooks 1953
 Tobias, Michael 1991-92-93-94
 Tolbert, Larry 1966-67
 Tompkins, Clinton 1968-69
 Toomey, Erskine 1951-52-53
 Touchstone, G.R. 1913-14-15-16
 Trahan, Tommy 1977-78
 Trahan, Ty 1996-97-98-99
 Trantham, C.G. 1923
 Travis, Roy 1985
 Tregle, Al 1954-55-56
 Trimm, Ferrell 1999
 Triplett, Calvin 1946
 Trone, Elbert 1966-67
 Tuccio, Sam 1956-57-58
 Tucker, Butler (Sonny) 2008-09
 Tucker, Joe (Sonny) 1978
 Tucker, R.H. 1922-24-25
 Tucker, Torrin 1999-00-01-02
 Tuggle, Joe 1968-69
 Tujague 1924
 Tullis, Willie 1977
 Turner, Claude 1912
 Turner, Louis 1937
 Tynes, John 1937




Darryl Tillman

Veal, Marshall 1970-71-72
 Verdell, David 1997-98
 Vige, Maxie 1998
 Villalonga, Michael 1997-98-99
 Vracken, Van 1932
 Venable, L.S. 1912
 Vetrano, Joe 1940-41-42
 Vines, M.R. 1921-22
 Vincent, Arno 1937-38
 Vinson, James 1919

W

Waites, Al 1923-25
 Waites, Edgar 1924-25
 Waites, Fred 1946-47-48
 Waites, Otis 1925-26
 Waites, Donnie 1956-57
 Waldvogel, Perry 1941-42
 Walker, David Lee 1950-51-52
 Walker, Eddie Ray 1979-80-81-82
 Walker, Harry 1930
 Walker, Ken 1959-60
 Walker, Tracy 1935-36-37
 Walker, W.H. 1923
 Walker, Winston 1979-80
 Wallace, Charles 1942
 Wallace, William 1940
 Walley, James 2001-02-03
 Walls, Raymond 1997-98-99-00
 Walters, Tommy 1962-63
 Wallhaw, Cedric 1993-94-95-96
 Walton, Linn 1938
 Ward, Bill 1953
 Warner, Bill 1974-75-76-77
 Warner, Pop 1948
 Warnsey, Reginald 1988-89
 Warren, Joey 1977
 Washington, Ben 1987-88-89-90
 Waters, Fred 1946-47-48
 Waters, Hub 1952-53-54
 Waters, Melvin (Bucky) 1941-46-47
 Waters, Tommy 1991-92-93-94
 Watkins, Buddy 1947
 Watkins, Warren 1946
 Watson, Andre 2008-09
 Watson, Clint 1984
 Watson, Jamey 1977-78-79-80
 Watson, Milton 1942
 Watson, Ryan 2005-06
 Watterson, Gerald 1992-93
 Watts, Larry 1995-97-98
 Watts, Toby 1987-88-89
 Watwood, Louis 1937-38
 Weakley Bobby 2003-04-05-06
 Weathersby, Robert 1931-32
 Webb, Andy 1937-38
 Webb, Bobby 1965-66-67
 Webb, Ladarius 2005-06
 Webb, Thomas 2007
 Weeks, Robbie 1985-86-87-88
 Welborn, J.P. 1912-13-14-15
 Welch, Michael 1990-91-92
 Wells, Robert 1946
 Wells, Robert 1966-67
 Wells, Terrence 1971-72-73
 Wells, Vernon 1946-47-48
 West, Walton 1934
 Westerfield, George 1936-37-38
 Wheat, Otis 1936-37
 Wheeler, Jimmie B. (J.B.) 1924-25
 Wheeler, Kendel 2005
 Wheeler, Tom 1956
 Whiddon, Justin 2008
 Whitcomb, John 1990
 White, Chris 2003-04
 White, Doug 1971-72-73
 White, Jack 1961-62-63
 White, Joe 1959-60
 White, Joe 1992
 White, Milton 1951-52
 White, Richard 1991-92
 White, Zac 2000
 Whitehead, Ray 1946
 Whitfield, Dallas 1954-55-56
 Whitley, Rhett 1978-79-80-81
 Whitney, Alan 2003
 Wiggins, C.H. 1923
 Wilbanks, Mike 1976
 Wiles, Willie Dee 1949-50

Wilkes, 1929
 Wilkes, Bernie 1946-47
 Wilkes, Chuck 1966
 Wilkes, Peter 2009
 Williams 1925
 Williams, Alfred 1987-88-89
 Williams, Arnie 1988-89-90-91
 Williams, Chad 1998-99-00-01
 Williams, Darrell 1985-86-87
 Williams, Eric 1989-90-91
 Williams, Gary 1982
 Williams, Jackie 1950
 Williams, James 1998
 Williams, Kerry 1987-88-89
 Williams, Corey 2008-09
 Williams, Leonard 1953-54
 Williams, Marty 1987-88-89
 Williams, R.M. 1919
 Williams, W.B. 1915
 Williamson, D. 1932-33
 Williamson, Roy 1934-35-36
 Williams, Seante 2002
 Williams, Tavarres 2004-05
 Williams, Wendell 1979-80-81
 Willoughby, Ben 1961-62
 Willingham, Eddie 2005-06-07-08
 Willoughby, Will 1964-65
 Wilson, Bob 1973-74
 Wilson, Calvin 2007-08
 Wilson, Edward 1983-84-85
 Wilson, Fred 1985
 Wilson, Henry 1998
 Wilson, Irie 1929
 Wilson, Jerrel 1961-62
 Wilson, Justin 2007-08-09
 Wilson, Richard 1938-39-40
 Wilson, Todd 2007-08
 Wilson, Walker 1930-31-32
 Wimberly, Donald 1939
 Winchester, Gayle 1960
 Winder, Sammy 1978-79-80-81
 Windham, Rod 1966-67-68
 Windham, Rusty 1969
 Windsor, Chris 1995-96
 Winn, Melvin 1995-96-97
 Winstead, Don 1947-48
 Witt, Robert 1941-46
 Womack, Bruce 1946
 Wommack, Kane 2009
 Wood, Brian 1989-90-91
 Wood, W.H. 1919-20
 Wood, R.L. 1926-27-28
 Wood, Richard 1969
 Wood, Tommy 1952-53
 Woods, Dawayne 1998-99-00-01
 Woodard, Mike 1980
 Woodward, D.M. 1923-24
 Worthington, Bradley 2002-05
 Wright, Curtis 1986
 Wright, James 1964
 Wright, Jerry 1969-70
 Wright, Larry 1966
 Wright, Mike 1976-77-78
 Wright, Robert 1966-67-68
 Wright, Tim 1991-93
 Wright, William 1967-68
 Wynn, Pat 1989-90-91



Yates Corey

Ziegler, Curtis 1978
 Zipp, Cameron 2007-08-09



All-Time Results

Ronald J. Slay

1 Season/ 1912
Record: 2-1

A professor on the Mississippi Normal College faculty, Slay was appointed as athletic director and head coach of the first football team. A science and modern language teacher, Slay recorded a 2-1 record in his only season as coach. He remained on the staff and served as athletic director for the president, Dr. Joe Cook.



1912 (2-1)

Coach Ronald J. Slay

10/13	Hattiesburg Boys Scouts	W/30-0	Hattiesburg, Miss.
10/19	Gulf Coast Military Academy	L/0-6	Hattiesburg, Miss.
11/5	Mobile Military Academy	W/6-0	Hattiesburg, Miss.

M. J. "Blondie" Williams

1 Season/ 1913
Record: 1-5-1

A former Mississippi A&M star (1909-1912) joined on as coach of the Normal squad at the request of Slay, who remained as Normal's athletic director. Williams was captain of the 1911 Mississippi A&M squad that went 7-2-1 with wins over Mississippi College and Ole Miss and a tie with Alabama.

1913 (1-5-1)

Coach M. J. "Blondie" Williams

9/27	Poplarville High School	L/0-25	Poplarville, Miss.
10/11	Gulf Coast Military Academy	L/0-19	Gulfport, Miss.
10/18	Mobile Military Academy	W/11-0	Hattiesburg, Miss.
10/25	Gulf Coast Military Academy	L/6-11	Hattiesburg, Miss.
11/8	Mobile Military Academy	L/0-14	Mobile, Ala.
11/22	Poplarville High School	T/0-0	Hattiesburg, Miss.
11/27	Mississippi	L/7-13	Hattiesburg, Miss.

A. B. Dillie

3 Seasons/ 1914-1916
Record: 6-10-1

A former Mississippi A&M star halfback, Dillie spent three seasons as head coach of the Mississippi Normal squad.



1914 (2-3-1)

Coach A. B. Dillie

10/2	Mississippi College	L/0-39	Clinton, Miss.
10/17	Spring Hill	L/13-24	Mobile, Ala.
10/24	Mobile Military Academy	W/24-0	Hattiesburg, Miss.
10/31	Gulf Coast Military Academy	L/0-19	Gulfport, Miss.
11/7	Perkinson High School	W/9-0	Hattiesburg, Miss.
11/14	Poplarville High School	T/0-0	Hattiesburg, Miss.

1915 (4-4)

Coach A. B. Dillie

Captain: Jack Thompson

10/9	Poplarville High School	L/0-6	Hattiesburg, Miss.
10/16	Gulf Coast Military Academy	L/0-3	Gulfport, Miss.
10/30	Perkinson High School	W/26-0	Hattiesburg, Miss.
11/6	Spring Hill	L/7-33	Mobile, Ala.
11/13	Copiah-Lincoln High School	W/55-0	Hattiesburg, Miss.
11/20	Poplarville High School	W/12-0	Hattiesburg, Miss.
11/25	Gulf Coast Military Academy	W/7-6	Hattiesburg, Miss.
	Mississippi College	L/7-55	

1916 (0-3)

Coach A. B. Dillie

10/7	Poplarville High School		Hattiesburg, Miss.
10/16	Meridian High School	L/0-31	Meridian, Miss.
10/28	Chamberlain Hunt Academy		Hattiesburg, Miss.
11/7	Mississippi College	L/0-75	Hattiesburg, Miss.
11/11	Spring Hill	L/0-87	Mobile, Ala.
11/18	Poplarville High School		Poplarville, Miss.
11/24	Meridian High School		Hattiesburg, Miss.
11/30	Gulf Coast Military Academy		Hattiesburg, Miss.

1917

No team due to World War I

1918

No team due to World War I

Cephus Allen Anderson

1 Season/ 1919

Record: 4-1-2

Anderson, a prominent young lawyer and a native of Hattiesburg, was a four-year letter-winner at Ole Miss, where he played center in 1913, 1915, and 1916. He was captain of the 1916 squad that finished 3-6. He coached the Mississippi Normal squad for one season.



1919 (4-1-2)

Coach Cephus Allen Anderson

Captain: B. B. O'Mara

10/4	Perkinson High School	W/12-0	Hattiesburg, Miss.
10/18	Poplarville High School	W/2-0	Hattiesburg, Miss.
10/25	Meridian College	T/6-6	Meridian, Miss.
11/1	Gulf Coast Military Academy	T/6-6	Hattiesburg, Miss.
11/8	Chamberlain Hunt Academy	W/20-0	Hattiesburg, Miss.
11/17	Mississippi College	L/7-19	Hattiesburg, Miss.
11/27	Meridian College	W/47-0	Hattiesburg, Miss.





All-Time Results

B. B. O'Mara

1 Season/ 1920
Record: 5-2-1

O'Mara played two seasons at Ole Miss, 1918 and 1921. He coached the Normal squad to a respectable 5-2-1 record in his only season. As coach, ironically, one of his only losses was a 54-0 defeat at the hands of Ole Miss, a team he would play for the next season.



1920 (5-2-1)

Captain: C. C. Campbell

10/2	Perkinston High School	W/64-0	Hattiesburg, Miss.
10/9	Mississippi	L/0-54	Hattiesburg, Miss.
10/16	Millsaps	T/7-7	Hattiesburg, Miss.
10/23	Spring Hill	W/12-2	Mobile, Ala.
11/6	Spring Hill	W/32-0	Hattiesburg, Miss.
11/11	Tulane Freshman	L/0-19	Hattiesburg, Miss.
11/20	Mississippi Industrial Training School of Columbia	W/27-0	Hattiesburg, Miss.
11/25	Gulf Coast Military Academy	W/40-0	Hattiesburg, Miss.

O. V. "Spout" Austin

3 Seasons/ 1921-1923
Record: 8-13-0

Austin was a former University of Mississippi athlete; he played baseball and basketball and was manager of the football team (1910). Nicknamed "Spout", Austin served as director at Greenwood High School and Ellisville High School before taking over the reins at Normal. During his three seasons at Normal, he finished with an 8-13 record.



1921 (3-4)

Captain: H. V. McGilvary

10/7	Ellisville High School	W/20-0	Ellisville, Miss.
10/15	Smith County High School	W/113-0	Hattiesburg, Miss.
10/21	Millsaps	L/0-27	Jackson, Miss.
10/29	Jones County High School	W/37-0	Hattiesburg, Miss.
11/5	St. Stanislaus College	L/0-49	Bay St. Louis, Miss.
11/11	Poplarville High School	L/0-40	Hattiesburg, Miss.
11/26	Loyola University	L/13-25	Hattiesburg, Miss.

1922 (2-6)

Captain: L. E. Gafford

9/29	Jones County High School	W/31-0	Ellisville, Miss.
10/7	Purvis High School	L/0-6	Hattiesburg, Miss.
10/10	Millsaps College	L/7-10	Jackson, Miss.
10/28	St. Stanislaus College	L/0-10	Bay St. Louis, Miss.
11/04	Gulf Coast Military Academy	L/0-20	Hattiesburg, Miss.
11/11	Loyola University	L/6-20	New Orleans, La.
11/18	Marion Military Institute	L/0-44	Marion, Ala.
11/25	Mississippi State Freshman	W/19-12	Hattiesburg, Miss.

1923 (3-3)

Captain: Nollie C. Felts

10/5	Purvis High School	W/26-0	Hattiesburg, Miss.
10/12	Millsaps	L/0-31	Jackson, Miss.
11/3	Seashore Camp Ground	W/52-0	Hattiesburg, Miss.
11/10	Gulf Coast Military Academy	L/6-7	Hattiesburg, Miss.
11/17	Louisiana-Lafayette	L/0-66	Lafayette, La.
11/23	Mississippi College Freshman	W/6-0	Hattiesburg, Miss.

William Herschel Bobo

4 Seasons/ 1924-1927
Record: 9-17-4

William Herschel Bobo coached at State Teachers College for four seasons prior to his resignation. Bobo was forced to resign because he was also player-manager of Hattiesburg's professional baseball team in the Cotton States League. STC President Joe Cook was trying to get his team invited into the S.I.A.A., which had rules prohibiting college coaches from being under contract to professional sports organizations.



1924 (3-3-2)

Captain: R. H. Tucker • Alternate Captain: F. S. Leech

10/4	Clarke Memorial College	W/27-0	Hattiesburg, Miss.
10/18	Loyola College	L/7-32	New Orleans, La.
10/24	Gulf Coast Military Academy	T/14-14	Gulfport, Miss.
11/1	Pearl River Junior College	L/6-26	Hattiesburg, Miss.
11/7	Mississippi State Freshman	T/14-14	Starkville, Miss.
11/17	Stetson	L/6-48	DeLand, Fla.
11/24	Marion Military Institute	W/7-6	Hattiesburg, Miss.
11/27	Louisiana College	W/13-12	Hattiesburg, Miss.

1925 (0-6)

Captain: F. S. Leech

10/1	Clarke Memorial College	L/0-32	Hattiesburg, Miss.
10/10	Mississippi Freshmen	L/6-38	Hattiesburg, Miss.
10/15	All-Navy Service Team	L/6-32	Pensacola, Fla.
10/24	Louisiana-Lafayette	L/0-40	Lafayette, La.
11/7	Pearl River Junior College	L/7-13	Poplarville, Miss.
11/14	Spring Hill	L/0-40	Mobile, Ala.

1926 (3-4-1)

Captain: H. T. Ferrell • Alternate Captain: R. H. Tucker

9/25	Louisiana-Lafayette	L/6-33	Lafayette, La.
10/2	Clarke Memorial College	W/12-7	Hattiesburg, Miss.
10/9	Spring Hill College	L/6-27	Mobile, Ala.
10/16	Louisiana College	W/14-7	Hattiesburg, Miss.
10/22	Perkinston Junior College	W/26-3	Perkinston, Miss.
10/30	Gulf Coast Military Academy	T/6-6	Hattiesburg, Miss.
11/13	Pearl River Junior College	L/0-20	Hattiesburg, Miss.
11/27	Mississippi A&M Freshmen	L/7-26	Starkville, Miss.

1927 (3-4-1)

Captain: A. T. Gullette • Alternate Captain: Nollie Felts

9/24	Louisiana-Lafayette	L/0-6	Lafayette, La.
10/1	Perkinston Junior College	T/0-0	Hattiesburg, Miss.
10/8	Hinds Junior College	W/12-0	Hattiesburg, Miss.
10/21	Mississippi A&M Freshmen	L/0-24	Hattiesburg, Miss.
10/29	Clarke Memorial College	L/0-18	Newton, Miss.
11/5	Spring Hill College	L/0-37	Mobile, Ala.
11/11	Pearl River Junior College	W/15-0	Hattiesburg, Miss.
11/18	St. Stanislaus College	W/25-13	Bay St. Louis, Miss.



All-Time Results

William B. Saunders

2 Seasons/ 1928-1929
Record: 6-11-1

Saunders spent two years at Mississippi A&M before transferring to Georgia Tech and Auburn. He came to STC from Tupelo High School. Besides his coaching duties, Saunders also assumed the role of athletic director during his two seasons.



1928 (4-5)

Coach W. B. Saunders

Captain: Albert Rogers

Alternate Captain: Joseph P. Hackney

9/29	Mississippi College	L/0-83	Clinton, Miss.
10/5	Perkinston Junior College	W/12-2	Perkinston, Miss.
10/13	Newton Junior College	W/7-0	Hattiesburg, Miss.
10/17	Pearl River Junior College	W/6-0	Hattiesburg, Miss.
10/27	Louisiana-Lafayette	L/7-37	Lafayette, La.
11/9	Mississippi College Freshman	W/12-6	Hattiesburg, Miss.
11/16	Marion Military Institute	L/6-53	Selma, Ala.
11/24	Copiah-Lincoln Junior College	L/6-13	Hattiesburg, Miss.
11/29	Clarke Memorial College	L/6-40	Hattiesburg, Miss.

1929 (2-6-1)

Coach W. B. Saunders

Captain: Joseph P. Hackney

9/28	Louisiana-Lafayette	L/0-7	Lafayette, La.
10/5	Mississippi College	L/0-20	Clinton, Miss.
10/12	Marion Military Institute	W/31-0	Hattiesburg, Miss.
10/18	Southwest Mississippi JC	T/6-6	Hattiesburg, Miss.
11/2	Spring Hill College	L/6-25	Mobile, Ala.
11/9	Pearl River Junior College	L/7-14	Hattiesburg, Miss.
11/16	Louisiana College	L/6-12	Pineville, La.
11/22	Delta State	L/6-14	Cleveland, Miss.
11/29	Clarke Memorial College	W/12-7	Hattiesburg, Miss.

John Lumpkin

1 Season/ 1930
Record: (3-5-1)

A former Ole Miss lineman, Lumpkin spent one full season as the Yellow Jackets' head coach. He was then elected to serve in the state Senate for a four-year term. Because of his political obligations, Lumpkin was unable to coach during the 1931 season, although he was often at practice and with the team.



1930 (3-5-1)

Coach John Lumpkin

Captain: Homer McMahon

9/27	Clarke Memorial College	W/45-0	Hattiesburg, Miss.
10/4	Millsaps	L/0-26	Jackson, Miss.
10/11	Mississippi College	L/6-18	Clinton, Miss.
10/18	Louisiana-Lafayette	L/0-14	Lafayette, La.
10/25	Louisiana College	W/47-20	Hattiesburg, Miss.
11/1	Spring Hill	L/6-7	Hattiesburg, Miss.
11/14	Northwestern (La.) State	L/12-32	Natchitoches, La.
11/22	Delta State	W/46-0	Hattiesburg, Miss.
11/27	Union College	T/0-0	Hattiesburg, Miss.

Allison "Pooley" Hubert

6 Seasons/ 1931-1936
Record: 26-24-5

Former Alabama All-American, Allison "Pooley" Hubert took control of the STC program in 1931 when John Lumpkin had responsibilities with the Mississippi Senate. Hubert was named to the All-American squad in 1925 after leading the Crimson Tide to the Rose Bowl. The Meridian, Mississippi native spent six seasons at the Hattiesburg campus. He resigned after the 1936 season and accepted a position at VMI.



1931 (2-5, 2-4 SIAA)

Coach Pooley Hubert

Captain: Ellis Bilbo

Alternate Captain: Jack Bishop

10/3	^Millsaps	L/0-19	Hattiesburg, Miss.
10/10	^Mississippi College	L/13-46	Clinton, Miss.
10/17	^Spring Hill	L/2-12	Mobile, Ala.
10/24	^Louisiana College	L/0-13	Pineville, La.
11/7	^Louisiana-Lafayette	W/13-7	Hattiesburg, Miss.
11/14	^Northwestern (La.) State	W/32-0	Hattiesburg, Miss.
11/21	Delta State	L/7-27	Cleveland, Miss.

1932 (5-4, 3-3 SIAA)

Coach Pooley Hubert

Captain: Brownie Thomas

Alternate Captain: Walker Wilson

9/24	Mississippi	L/0-49	Oxford, Miss.
10/1	^Millsaps	L/0-27	Jackson, Miss.
10/8	^Louisiana-Lafayette	W/12-7	Lafayette, La.
10/22	^Southwestern University	L/0-19	Memphis, Tenn.
10/29	Spring Hill (HC)	W/12-0	Hattiesburg, Miss.
11/5	^Louisiana College	W/12-0	Hattiesburg, Miss.
11/12	^Northwestern (La.) State	L/6-31	Natchitoches, La.
11/19	Delta State	W/33-25	Hattiesburg, Miss.
11/24	^Union	W/6-0	Hattiesburg, Miss.

1933 (3-5-2, 2-4-1 SIAA)

Coach Pooley Hubert

Captain: Nolan Taconi

9/22	^Loyola	L/0-47	New Orleans, La.
9/30	Mississippi	L/0-45	Oxford, Miss.
10/7	^Mississippi College	L/7-33	Clinton, Miss.
10/14	^Millsaps	T/0-0	Jackson, Miss.
10/21	^Louisiana-Lafayette	W/6-0	Hattiesburg, Miss.
10/28	^Louisiana College	W/21-6	Pineville, La.
11/4	Spring Hill	T/0-0	Mobile, Ala.
11/11	^Northwestern (La.) State (HC)	L/0-13	Hattiesburg, Miss.
11/25	Delta State	W/33-6	Hattiesburg, Miss.
12/1	^Murray State	L/0-30	Murray, Ky.

1934 (3-4-2, 2-2-1 SIAA)

Coach Pooley Hubert

Captain: Bernard Kisner

9/28	Poplarville Junior College	W/20-12	Hattiesburg, Miss.
10/6	^Mississippi College	L/0-12	Clinton, Miss.
10/12	Delta State	T/13-13	Cleveland, Miss.
10/20	^Louisiana-Lafayette	W/12-6	Hattiesburg, Miss.
10/27	^Millsaps	T/0-0	Hattiesburg, Miss.
11/2	Spring Hill (HC)	L/0-7	Hattiesburg, Miss.
11/9	^Northwestern (La.) State	L/0-31	Natchitoches, La.
11/17	Union	L/6-26	Hattiesburg, Miss.
11/29	^Murray State	W/12-2	Hattiesburg, Miss.



All-Time Results

1935 (6-4, 5-1 SIAA)

Coach Pooley Hubert

Captain: J. D. Stonestreet

9/20	Jones County Junior College	W/7-0	Ellisville, Miss.
10/5	^Louisiana College	W/12-0	Hattiesburg, Miss.
10/12	Troy State	L/13-14	Hattiesburg, Miss.
10/18	^Northwestern (La.) State	W/26-12	Hattiesburg, Miss.
10/26	^Memphis	W/12-0	Memphis, Tenn.
11/1	Spring Hill	L/0-19	Mobile, Ala.
11/08	^Louisiana-Lafayette	W/19-7	Lake Charles, La.
11/15	Mississippi State (HC)	L/0-27	Hattiesburg, Miss.
11/28	^Louisiana Tech	L/0-27	Ruston, La.
12/7	^Union	W/12-6	Hattiesburg, Miss.

1936 (7-2-1, 4-2-1 SIAA)

Coach Pooley Hubert

Captain: Leroy Austin

9/26	^Louisiana College	W/7-0	Pineville, La.
10/3	^Union	L/0-7	Jackson, Tenn.
10/9	^Millsaps	T/0-0	Hattiesburg, Miss.
10/16	^Louisiana Tech	W/12-7	Ruston, La.
10/23	^Memphis	W/25-0	Hattiesburg, Miss.
10/29	Spring Hill	W/12-7	Hattiesburg, Miss.
11/6	Troy State	W/24-0	Hattiesburg, Miss.
11/13	^Louisiana-Lafayette (HC)	W/44-14	Hattiesburg, Miss.
11/21	^Northwestern (La.) State	L/0-13	Natchitoches, La.
11/26	Texas A&M - Commerce	W/13-6	Hattiesburg, Miss.

Reed Green

9 Seasons/ 1937-1942, 1946-1948
Record: 59-20-4

A former STC player, Reed Green returned to his alma mater to become one of the greatest sports legends in south Mississippi. Green guided his squad to 59 wins, including a 9-0-1 record in 1941. After his coaching days, he remained with the University as athletic director and helped to mold a foundation for the future. The University's basketball facility is named in his honor.



1937 (7-3, 5-2 SIAA)

Coach Reed Green

9/24	^Louisiana College	W/19-0	Hattiesburg, Miss.
10/1	Spring Hill	W/33-0	Mobile, Ala.
10/8	^Louisiana-Lafayette	W/13-0	Lafayette, La.
10/15	^Louisiana Tech	L/0-7	Ruston, La.
10/22	^Jacksonville State	W/58-0	Hattiesburg, Miss.
10/29	^Troy State	W/53-0	Hattiesburg, Miss.
11/5	^Union	W/34-0	Hattiesburg, Miss.
11/13	^Northwestern (La.) State (HC)	L/0-3	Hattiesburg, Miss.
11/25	Texas A&M - Commerce	L/6-14	Commerce, Texas
12/1	Appalachian State	W/7-0	Gulfport, Miss.

1938 (7-2, 6-1 SIAA)

Coach Reed Green

9/23	Arkansas Monticello	W/39-0	Hattiesburg, Miss.
10/1	^Troy State	W/19-0	Dothan, Ala.
10/8	Mississippi	L/0-14	Oxford, Miss.
10/15	^Delta State	W/44-0	Hattiesburg, Miss.
10/28	^Millsaps (HC)	W/47-0	Hattiesburg, Miss.
11/5	^Louisiana College	W/7-0	Pineville, La.
11/11	^Louisiana-Lafayette	W/15-6	Hattiesburg, Miss.
11/18	^Northwestern (La.) State	L/0-6	Natchitoches, La.
11/24	^Union	W/32-0	Hattiesburg, Miss.

1939 (4-2-3, 4-1 SIAA)

Coach Reed Green

9/29	^Troy State	W/13-6	Hattiesburg, Miss.
10/6	Sam Houston State	T/7-7	Huntsville, Texas
10/13	Millsaps	T/0-0	Jackson, Miss.
10/20	^Delta State	W/21-0	Cleveland, Miss.
11/4	^Louisiana College (HC)	W/7-0	Hattiesburg, Miss.
11/11	Mississippi	L/7-27	Hattiesburg, Miss.
11/18	^Louisiana-Lafayette	W/9-7	Lafayette, La.
11/23	^Northwestern (La.) State	L/0-7	Hattiesburg, Miss.
12/1	Saint Mary's (Texas)	T/13-13	Hattiesburg, Miss.

1940 (7-4, 3-2 SIAA)

Coach Reed Green

9/27	^Troy State	W/25-0	Hattiesburg, Miss.
10/4	Sam Houston State	L/16-18	Hattiesburg, Miss.
10/11	Southeastern Louisiana	W/13-6	Hammond, La.
10/19	Millsaps	L/7-14	Jackson, Miss.
10/26	Spring Hill (HC)	W/38-6	Hattiesburg, Miss.
11/1	^Louisiana College	L/0-7	Pineville, La.
11/8	^Northwestern (La.) State	L/6-9	Natchitoches, La.
11/15	^Louisiana-Lafayette	W/21-14	Hattiesburg, Miss.
11/22	^Delta State	W/41-0	Hattiesburg, Miss.
12/5	Saint Mary's (Texas)	W/27-6	Corpus Christi, Texas
12/14	37th Division	W/26-0	Hattiesburg, Miss.

1941 (9-0-1, 4-0-1 SIAA)

Coach Reed Green

9/26	Georgia State	W/70-0	Hattiesburg, Miss.
10/3	^Louisiana Tech	W/19-7	Ruston, La. 6,000
10/10	Southeastern Louisiana	W/43-6	Hattiesburg, Miss.
10/17	Millsaps	W/20-0	Hattiesburg, Miss. 10,000
10/24	Spring Hill	W/26-7	Mobile, Ala.
11/1	^Louisiana College (HC)	W/13-6	Hattiesburg, Miss.
11/7	^Northwestern (La.) State	W/21-7	Hattiesburg, Miss. 2,500
11/14	^Louisiana-Lafayette	T/0-0	Lafayette, La.
11/21	^Delta State	W/27-7	Cleveland, Miss.
11/29	Saint Mary's (Texas)	W/7-0	San Antonio, Texas

^ Denotes Southern Intercollegiate Athletic Association Game

1942 (4-0)

Coach Reed Green

10/23	6th Service Squad	W/41-0	Hattiesburg, Miss.
10/31	Mobile Shipbuilders	W/26-7	Mobile, Ala.
11/20	Mobile Shipbuilders	W/42-0	Hattiesburg, Miss.
12/4	Brookley Field	W/33-0	Hattiesburg, Miss.

1943-44-45

No team due to World War II

1946 (7-3)

Coach Reed Green

9/21	Louisiana Tech	W/7-0	Hattiesburg, Miss. 7,000
9/27	Auburn	L/12-13	Montgomery, Ala. 12,000
10/4	Jacksonville State	W/65-0	Hattiesburg, Miss. 6,500
10/18	Louisiana-Lafayette (HC)	W/6-0	Hattiesburg, Miss. 8,000
10/25	Oklahoma City	W/20-6	Hattiesburg, Miss.
11/1	Stephen F. Austin	W/7-0	Nacogdoches, Texas
11/11	Northwestern (La.) State	L/6-7	Natchitoches, La.
11/15	Louisiana College	W/65-0	Hattiesburg, Miss. 5,000
11/22	Southeastern Louisiana	L/0-20	Hattiesburg, Miss.
12/7	Havana (Cigar Bowl)	W/55-0	Havana, Cuba



All-Time Results

1947 (7-3)

Coach Reed Green

Captain: Jay Smith • Alternate Captain: Bucky Waters

9/20	Alabama	L/7-34	Birmingham, Ala.	30,000
9/26	Auburn	W/19-13	Montgomery, Ala.	15,000
10/11	Louisiana Tech	W/7-6	Ruston, La.	
10/18	Louisiana-Lafayette	W/15-7	Lafayette, La.	
10/25	Oklahoma City	L/6-21	Oklahoma City, Okla.	
11/1	Stephen F. Austin (HC)	W/20-7	Hattiesburg, Miss.	9,500
11/7	Northwestern (La.) State	W/20-0	Hattiesburg, Miss.	
11/14	Union	W/18-0	Hattiesburg, Miss.	
11/22	Mississippi State	L/7-14	Starkville, Miss.	24,000
11/27	Southeastern Louisiana	W/35-0	Hammond, La.	

1948 (7-3, 4-0 GSC Champions)

Coach Reed Green

Captain: Cooter Lewis • Co-Captain: Cliff Coggin

9/24	Auburn	L/14-20	Montgomery, Ala.	16,000
10/1	Stephen F. Austin	W/41-0	Hattiesburg, Miss.	8,000
10/8	Trinity	L/9-26	Hattiesburg, Miss.	
10/15	!Louisiana-Lafayette	W/26-6	Hattiesburg, Miss.	8,433
10/23	Oklahoma City	W/55-20	Oklahoma City, Okla.	
10/30	!Northwestern (La.) State	W/38-14	Natchitoches, La.	
11/6	Alabama	L/0-27	Tuscaloosa, Ala.	20,000
11/13	!Louisiana Tech (HC)	W/20-6	Hattiesburg, Miss.	8,000
11/19	!Southeastern Louisiana	W/27-0	Hattiesburg, Miss.	
11/24	Union	W/47-8	Hattiesburg, Miss.	

Thad "Pie" Vann

20 Seasons/ 1949-1968

Record: 139-59-2

When Green finished his coaching career, there was no question about who would replace him. Thad Vann stepped into the shoes of head coach in 1949 and led the fortunes of Mississippi Southern through the 1968 season. Vann's club would win two National College Division Championships, was later inducted into the College Football Hall of Fame and, Vann Hall, the former athletic dorm, is named in his honor.



1949 (7-3, 3-0 GSC Champions)

Coach Thad Vann

Captains: Bobby Holmes and Cliff Coggin

9/17	Kentucky	L/7-71	Lexington, Ky.	
9/24	Delta State	W/20-13	Hattiesburg, Miss.	
10/8	McMurray (HC)	W/55-32	Hattiesburg, Miss.	
10/15	!Louisiana-Lafayette	W/25-0	Lafayette, La.	
10/21	Tennessee-Chattanooga	W/33-20	Chattanooga, Tenn.	7,500
10/29	!Northwestern (La.) State	W/67-28	Hattiesburg, Miss.	
11/5	Oklahoma City	W/27-21	Hattiesburg, Miss.	
11/12	!Louisiana Tech	L/13-34	Ruston, La.	
11/19	Alabama	L/26-34	Tuscaloosa, Ala.	
11/25	Louisville	W/26-21	Hattiesburg, Miss.	

1950 (5-5, 3-1 GSC Champions)

Coach Thad Vann

Captain: Bubba Phillips • Alternate Captain: Ivan Rosamond

9/23	Tennessee	L/0-56	Knoxville, Tenn.	
9/30	Delta State	L/13-19	Hattiesburg, Miss.	7,500
10/7	McMurray	L/19-37	Abilene, Texas	3,000
10/14	!Louisiana-Lafayette (HC)	W/6-0	Hattiesburg, Miss.	
10/21	!Southeastern Louisiana	L/0-7	Hammond, La.	
10/27	Tennessee-Chattanooga	W/14-13	Mobile, Ala.	5,000
11/4	!Northwestern (La.) State	W/7-0	Natchitoches, La.	
11/11	Alabama	L/0-53	Tuscaloosa, Ala.	15,000
11/18	!Louisiana Tech	W/41-20	Hattiesburg, Miss.	
11/25	Louisville	W/34-28	Hattiesburg, Miss.	3,000

1951 (6-5, 4-0 GSC Champions)

Coach Thad Vann

Captain: Phil Musmeci • Alternate Captain: Tom LeGros

9/15	East Carolina	W/40-0	Hattiesburg, Miss.	
9/22	Louisiana State	L/0-13	Baton Rouge, La.	
9/29	Carswell Air Force Base	L/0-26	Hattiesburg, Miss.	
10/6	McMurray	W/54-7	Hattiesburg, Miss.	6,000
10/13	!Louisiana-Lafayette	W/41-0	Lafayette, La.	
10/20	!Southeastern Louisiana	W/35-6	Hattiesburg, Miss.	
10/26	Tennessee-Chattanooga	L/7-19	Chattanooga, Tenn.	11,500
11/3	!Northwestern (La.) State (HC)	W/76-0	Hattiesburg, Miss.	6,500
11/10	Alabama	L/7-40	Tuscaloosa, Ala.	
11/17	Louisiana Tech	W/33-7	Ruston, La.	
11/23	!Louisville	L/13-14	Louisville, Ky.	

! Denotes Gulf States Conference Game

1952 (10-2)

Coach Thad Vann

Captain: Bob McKellar • Alternate Captain: Milton White

9/19	Alabama	L/6-20	Montgomery, Ala.	
9/27	Memphis	W/27-20	Hattiesburg, Miss.	
10/4	Tampa	W/52-25	Tampa, Fla.	
10/11	Louisiana-Lafayette	W/32-12	Lafayette, La.	
10/18	Southeastern Louisiana	W/20-12	Hattiesburg, Miss.	
10/25	Tennessee-Chattanooga	W/27-14	Chattanooga, Tenn.	
11/1	Northwestern (La.) State (HC)	W/39-13	Hattiesburg, Miss.	
11/8	Florida State	W/50-21	Tallahassee, Fla.	
11/15	Louisiana Tech	W/52-0	Hattiesburg, Miss.	
11/22	Louisville	W/55-26	Jackson, Miss.	
11/29	Stetson	W/42-0	Hattiesburg, Miss.	
1/1	Pacific (Sun Bowl)	L/7-26	El Paso, Texas	11,000

1953 (9-2)

Coach Thad Vann

Captain: Jackson Brumfield • Alternate Captain: J. T. Shepherd

9/18	Alabama	W/25-19	Montgomery, Ala.	14,500
9/26	Parris Island Marines	W/40-0	Hattiesburg, Miss.	
10/3	Tampa	W/42-6	Hattiesburg, Miss.	
10/10	Louisiana-Lafayette	W/41-14	Lafayette, La.	
10/17	Southeastern Louisiana	W/7-0	Hattiesburg, Miss.	13,000
10/31	Memphis	L/13-27	Memphis, Tenn.	
11/7	Florida State (HC)	W/21-0	Hattiesburg, Miss.	
11/14	Louisiana Tech	W/30-0	Ruston, La.	7,000
11/21	Georgia	W/14-0	Jackson, Miss.	25,000
11/26	Tennessee-Chattanooga	W/33-19	Chattanooga, Tenn.	
1/1	UTEP (Sun Bowl)	L/14-37	El Paso, Texas	9,500

1954 (6-4)

Coach Thad Vann

Captain: Hamp Cook • Alternate Captain: Brooks Tisdale

9/17	Alabama	W/7-2	Montgomery, Ala.	21,000
9/25	Louisiana Tech	W/28-0	Hattiesburg, Miss.	
10/2	North Texas	L/7-15	Denton, Texas	
10/9	Abilene Christian	W/23-7	Hattiesburg, Miss.	
10/16	Southeastern Louisiana	L/7-13	Hattiesburg, Miss.	
10/23	Tennessee-Chattanooga (HC)	W/14-7	Hattiesburg, Miss.	10,000
11/6	Dayton	L/7-20	Dayton, Ohio	
11/13	Villanova	W/27-0	Mobile, Ala.	14,617
11/20	Memphis	W/34-21	Hattiesburg, Miss.	8,000
11/27	Florida State	L/18-19	Tallahassee, Fla.	

1955 (9-1)

Coach Thad Vann

Captain: George Herring • Alternate Captain: Fred Smallwood

9/17	Elon	W/39-0	Hattiesburg, Miss.	8,000
9/24	Louisiana Tech	W/7-6	Ruston, La.	7,500
9/30	Tennessee-Chattanooga	L/0-10	Chattanooga, Tenn.	6,800
10/8	North Texas (HC)	W/26-0	Hattiesburg, Miss.	12,500
10/15	Southeastern Louisiana	W/33-0	Hammond, La.	8,000



All-Time Results

10/21	Memphis	W/34-14	Memphis, Tenn.	9,189
11/5	Abilene Christian	W/40-0	Abilene, Texas	7,000
11/12	North Dakota State	W/58-0	Hattiesburg, Miss.	10,000
11/19	Dayton	W/19-13	Jackson, Miss.	6,500
11/25	Florida State	W/21-6	Hattiesburg, Miss.	7,000

1956 (7-2-1)

Coach Thad Vann

Captain: Doug Barfield • Alternate Captain: Al Tregle

9/22	Louisiana Tech	W/14-0	Hattiesburg, Miss.	10,000
10/6	Dayton	W/23-6	Dayton, Ohio	7,895
10/13	Southeastern Louisiana	W/21-14	Hattiesburg, Miss.	12,500
10/20	Memphis	W/27-0	Hattiesburg, Miss.	6,500
10/27	Tennessee-Chattanooga	W/33-0	Hattiesburg, Miss.	6,500
11/3	Abilene Christian (HC)	W/36-6	Hattiesburg, Miss.	15,000
11/10	Trinity	W/20-13	San Antonio, Texas	6,081
11/17	Florida State	L/19-20	Tallahassee, Fla.	12,200
11/24	Alabama	T/13-13	Tuscaloosa, Ala.	16,000
1/1	West Texas A&M (Tangerine Bowl)	L/13-20	Orlando, Fla.	12,000

1957 (8-3)

Coach Thad Vann

Captains: Lawrence Meeks and Curry Juneau

9/21	Louisiana Tech	W/7-0	Ruston, La.	7,500
9/28	Trinity	W/13-0	Hattiesburg, Miss.	7,000
10/5	West Texas A&M	W/34-0	Amarillo, Texas	10,000
10/12	Southeastern Louisiana	W/14-0	Hammond, La.	5,000
10/19	Memphis	W/14-6	Memphis, Tenn.	10,614
10/25	Tennessee-Chattanooga	W/20-0	Chattanooga, Tenn.	6,500
11/2	Abilene Christian	W/7-0	Hattiesburg, Miss.	11,000
11/9	Houston	L/12-27	Jackson, Miss.	11,000
11/16	Florida State (HC)	W/20-0	Hattiesburg, Miss.	12,500
11/23	Alabama	L/2-29	Tuscaloosa, Ala.	18,500
1/1	Texas A&M - Commerce (Tangerine Bowl)	L/9-10	Orlando, Fla.	12,000

1958 (9-0)

UPI College Division National Champions

Coach Thad Vann

Captain: Richard Johnston • Co-Captain: Jimmy Taylor

9/20	Louisiana Tech	W/14-0	Hattiesburg, Miss.	7,500
9/27	Trinity	W/15-0	San Antonio, Texas	7,058
10/4	Memphis	W/24-22	Hattiesburg, Miss.	11,000
10/11	Southeastern Louisiana	W/33-6	Hattiesburg, Miss.	9,500
10/25	West Texas A&M (HC)	W/15-0	Hattiesburg, Miss.	14,000
11/1	Abilene Christian	W/22-0	Abilene, Texas	7,000
11/8	North Carolina State	W/26-14	Mobile, Ala.	18,987
11/15	Virginia Tech	W/41-0	Hattiesburg, Miss.	11,000
11/27	Tennessee-Chattanooga	W/20-13	Chattanooga, Tenn.	9,500

1959 (6-4)

Coach Thad Vann

Captain: Buddy Supple • Alternate Captain: Bob Rinehart

9/26	Trinity	W/29-8	Hattiesburg, Miss.	12,500
10/3	Texas A&M	L/3-7	Mobile, Ala.	25,781
10/10	Southeastern Louisiana	W/26-6	Hattiesburg, Miss.	12,200
10/17	West Texas A&M	W/37-6	Canyon, Texas	5,000
10/24	Abilene Christian (HC)	W/30-10	Hattiesburg, Miss.	14,200
10/31	Memphis	L/6-21	Memphis, Tenn.	9,262
11/7	North Carolina State	W/19-14	Mobile, Ala.	12,000
11/14	Tennessee-Chattanooga	W/14-6	Hattiesburg, Miss.	7,100
11/21	Auburn	L/7-28	Auburn, Ala.	20,300
11/28	Louisiana Tech	L/0-16	Ruston, La.	7,000

1960 (6-4)

Coach Thad Vann

Captain: Billy Larsen • Co-Captain: Ray St. Pierre

9/23	Hardin-Simmons	W/27-0	Mobile, Ala.	8,112
10/1	West Texas A&M	W/28-18	Hattiesburg, Miss.	12,600
10/8	Trinity	W/16-0	San Antonio, Texas	6,000
10/15	Florida State	W/15-13	Mobile, Ala.	15,207
10/22	North Carolina State (HC)	L/13-20	Hattiesburg, Miss.	16,100
10/29	Abilene Christian	W/34-8	Abilene, Texas	6,200
11/5	Arkansas State	L/13-14	Jonesboro, Ark.	7,000
11/12	Louisiana Tech	L/7-10	Hattiesburg, Miss.	4,000
11/18	Memphis	L/6-7	Hattiesburg, Miss.	12,500
11/24	Tennessee-Chattanooga	W/30-6	Chattanooga, Tenn.	7,367

1961 (8-2)

Coach Thad Vann

Captains: Don Fuell and Morris Meador

9/16	Texas-Arlington	W/30-7	Hattiesburg, Miss.	8,000
9/30	Louisiana-Lafayette	W/22-6	Lafayette, La.	3,500
10/7	Tennessee-Chattanooga	W/24-7	Hattiesburg, Miss.	13,000
10/14	Memphis	L/7-21	Memphis, Tenn.	22,119
10/21	Arkansas State	W/20-0	Hattiesburg, Miss.	6,100
10/28	Abilene Christian (HC)	W/33-6	Hattiesburg, Miss.	11,000
11/4	North Carolina State	L/6-7	Mobile, Ala.	13,000
11/11	Louisiana Tech	W/7-0	Ruston, La.	2,500
11/18	Florida State	W/12-0	Tallahassee, Fla.	18,700
11/25	Trinity	W/22-14	Hattiesburg, Miss.	5,000

1962 (9-1)

UPI College Division National Champions

Coach Thad Vann

Captains: Harold Hays and Johnny Sklopan

9/15	Texas-Arlington	W/28-7	Arlington, Texas	9,800
9/22	Richmond	W/29-8	Hattiesburg, Miss.	8,200
9/29	Louisiana-Lafayette	W/29-0	Hattiesburg, Miss.	8,000
10/6	Tennessee-Chattanooga	W/31-13	Chattanooga, Tenn.	8,000
10/13	Memphis	L/6-8	Memphis, Tenn.	11,500
10/20	North Carolina State	W/30-0	Mobile, Ala.	10,522
10/27	Abilene Christian	W/30-0	Hattiesburg, Miss.	12,000
11/3	Arkansas State	W/20-7	Jonesboro, Ark.	8,000
11/10	Trinity	W/33-6	Hattiesburg, Miss.	10,500
11/17	Louisiana Tech (HC)	W/22-14	Hattiesburg, Miss.	11,800

1963 (5-3-1)

Coach Thad Vann

Captain: James Berry • Co-Captain: Nick Kolinsky

9/14	Memphis	L/7-28	Jackson, Miss.	24,000
9/28	North Carolina State	L/0-14	Hattiesburg, Miss.	11,500
10/12	Richmond (HC)	W/7-0	Hattiesburg, Miss.	10,000
10/19	Florida State	T/0-0	Mobile, Ala.	11,353
10/26	Arkansas State	W/25-0	Hattiesburg, Miss.	7,500
11/2	Louisiana-Lafayette	W/28-0	Lafayette, La.	4,500
11/16	Louisiana Tech	L/0-10	Ruston, La.	7,000
11/23	The Citadel	W/37-12	Hattiesburg, Miss.	4,000
11/28	Tennessee-Chattanooga	W/24-0	Chattanooga, Tenn.	7,000

1964 (6-3)

Coach Thad Vann

Captains: Jim King and Larry Ecuyer

9/26	Louisiana-Lafayette	W/30-0	Hattiesburg, Miss.	9,500
10/3	Richmond	W/14-9	Hattiesburg, Miss.	7,500
10/10	Memphis	W/20-14	Memphis, Tenn.	18,005
10/17	Mississippi State	L/7-48	Starkville, Miss.	19,000
10/24	Auburn	L/7-14	Auburn, Ala.	22,000
10/31	Florida State	L/0-34	Tallahassee, Fla.	26,132
11/7	Tenn.-Chattanooga (HC)	W/31-0	Hattiesburg, Miss.	11,000
11/14	Louisiana Tech	W/14-7	Hattiesburg, Miss.	10,000
11/21	Memphis	W/20-18	Jackson, Miss.	9,000



All-Time Results

1965 (7-2)

Coach Thad Vann

Captains: Vic Purvis and Robert Brown

9/18	Southeastern Louisiana	W/15-0	Hattiesburg, Miss.	11,000
9/25	Memphis	W/21-16	Jackson, Miss.	22,500
10/2	Richmond	W/28-7	Hattiesburg, Miss.	10,000
10/9	Mississippi State	L/9-27	Starkville, Miss.	25,000
10/16	VMI (HC)	W/3-0	Hattiesburg, Miss.	13,000
10/23	Auburn	W/3-0	Auburn, Ala.	25,000
10/30	William & Mary	L/0-3	Norfolk, Va.	24,000
11/6	Tennessee-Chattanooga	W/17-0	Chattanooga, Tenn.	6,400
11/13	Louisiana Tech	W/31-7	Ruston, La.	7,500

1966 (6-4)

Coach Thad Vann

Captain: Ken Avery

9/17	Louisiana Tech	W/14-0	Hattiesburg, Miss.	10,000
9/24	Southeastern Louisiana	W/15-13	Hammond, La.	8,000
10/1	Memphis	L/0-6	Memphis, Tenn.	21,213
10/8	Mississippi State	L/9-10	Starkville, Miss.	23,000
10/15	Mississippi	L/7-14	Oxford, Miss.	25,000
10/29	Richmond	W/27-0	Hattiesburg, Miss.	8,600
11/5	VMI (HC)	W/42-6	Hattiesburg, Miss.	13,000
11/12	North Carolina State	W/7-6	Norfolk, Va.	22,000
11/19	East Carolina	W/35-14	Greenville, N.C.	12,811
11/26	Alabama	L/0-34	Mobile, Ala.	41,010

1967 (6-3)

Coach Thad Vann

Captains: Gene Bachman and Buddy Hunter

9/16	The Citadel	W/10-7	Charleston, S.C.	11,407
9/23	Southeastern Louisiana	W/20-7	Hattiesburg, Miss.	14,000
9/30	Alabama	L/3-25	Mobile, Ala.	38,785
10/7	Tampa	W/48-0	Hattiesburg, Miss.	9,000
10/14	Mississippi State	W/21-14	Starkville, Miss.	24,000
10/21	Mississippi	L/14-23	Oxford, Miss.	25,500
10/28	Memphis	L/8-24	Jackson, Miss.	16,000
11/4	Richmond (HC)	W/19-7	Hattiesburg, Miss.	12,000
11/23	Louisiana Tech	W/58-7	Shreveport, La.	4,500

1968 (4-6)

Coach Thad Vann

Captains: Blanchard Braud and Tommy Applewhite

9/21	Southeastern Louisiana	W/27-15	Hammond, La.	7,000
9/28	Alabama	L/14-17	Mobile, Ala.	38,051
10/5	East Carolina	W/65-0	Hattiesburg, Miss.	17,500
10/12	Mississippi State	W/47-14	Starkville, Miss.	22,000
10/19	Mississippi	L/13-21	Oxford, Miss.	28,000
10/26	Memphis	L/7-29	Memphis, Tenn.	30,080
11/2	Louisiana Tech (HC)	L/20-27	Hattiesburg, Miss.	15,000
11/9	San Diego State	L/7-68	San Diego, Calif.	43,766
11/16	Richmond	L/7-33	Hattiesburg, Miss.	7,500
11/23	Tampa	W/21-7	Tampa, Fla.	20,890

P. W. "Bear" Underwood

6 Seasons/ 1969-1974

Record: 31-32-2

Former Mississippi Southern lineman P.W. "Bear" Underwood took over the reins from Vann in 1969 and coached through 1974. His best season was in 1973, when he guided his club to a 6-4-1 record. Underwood is still active today in the M-Club and Southern Mississippi athletics.



1969 (5-5)

Coach P.W. Underwood

Captains: Frank Johnston and Donnie Caughman

9/20	Southeastern Louisiana	W/14-6	Hattiesburg, Miss.	12,200
------	------------------------	--------	--------------------	--------

9/27	Alabama	L/14-63	Tuscaloosa, Ala.	50,035
10/3	Idaho	L/21-31	Mobile, Ala.	7,132
10/11	Mississippi State	L/20-34	Starkville, Miss.	21,000
10/18	Mississippi	L/7-69	Oxford, Miss.	25,283
10/25	Richmond (HC)	W/31-28	Hattiesburg, Miss.	11,000
11/1	Louisiana Tech	W/24-23	Ruston, La.	20,000
11/8	Memphis	L/7-37	Memphis, Tenn.	18,808
11/22	East Carolina	W/14-7	Greenville, S.C.	3,500
11/29	West Texas A&M	W/10-9	Hattiesburg, Miss.	11,600

1970 (5-6)

Coach P.W. Underwood

Captains: Larry Moulton and Bill Davis

9/12	Louisiana-Lafayette	W/16-14	Lafayette, La.	11,000
9/19	Auburn	L/14-33	Auburn, Ala.	48,500
9/26	Texas-Arlington	W/26-20	Hattiesburg, Miss.	9,074
10/3	Richmond	W/43-21	Hattiesburg, Miss.	9,422
10/10	San Diego State	L/14-41	San Diego, Calif.	32,968
10/17	Mississippi	W/30-14	Oxford, Miss.	27,200
10/24	Mississippi State	L/15-51	Starkville, Miss.	33,000
10/31	Memphis	L/0-33	Memphis, Tenn.	24,468
11/14	Louisiana Tech (HC)	L/6-27	Hattiesburg, Miss.	12,800
11/21	West Texas A&M	L/11-14	Canyon, Texas	5,291
11/28	Trinity	W/53-31	Hattiesburg, Miss.	5,000

1971 (6-5)

Coach P.W. Underwood

Captains: Wayne Hatcher and John Herron

9/11	Florida State	L/9-24	Mobile, Ala.	12,133
9/18	Alabama	L/6-42	Tuscaloosa, Ala.	52,701
9/25	San Diego State	W/10-0	Jackson, Miss.	11,157
10/9	Auburn	L/14-27	Auburn, Ala.	42,000
10/16	Mississippi	L/6-20	Oxford, Miss.	23,200
10/23	Memphis	L/12-27	Memphis, Tenn.	19,484
10/30	Richmond	W/31-24	Hattiesburg, Miss.	10,000
11/6	VMI (HC)	W/38-0	Hattiesburg, Miss.	12,400
11/13	Louisiana Tech	W/24-20	Ruston, La.	16,000
11/20	Virginia Tech	W/17-8	Blacksburg, Va.	22,000
11/27	West Texas A&M	W/35-0	Hattiesburg, Miss.	5,300

1972 (3-7-1)

Coach P.W. Underwood

Captains: Kyle Gantt and Buddy Palazzo

9/9	Texas-Arlington	W/38-17	Hattiesburg, Miss.	12,500
9/16	Louisiana Tech	L/14-33	Hattiesburg, Miss.	11,600
9/30	Mississippi	L/9-13	Oxford, Miss.	27,200
10/7	West Texas A&M	W/14-7	Hattiesburg, Miss.	11,500
10/14	Richmond	W/34-9	Richmond, Va.	2,500
10/21	Mississippi State	L/7-26	Starkville, Miss.	26,000
10/28	Alabama	L/11-48	Birmingham, Ala.	57,090
11/4	Virginia Tech	L/14-27	Blacksburg, Va.	25,000
11/11	Tenn.-Chattanooga (HC)	L/6-10	Hattiesburg, Miss.	14,200
11/18	Utah State	L/21-27	Logan, Utah	8,805
12/2	Memphis	T/14-14	Jackson, Miss.	15,000

1973 (6-4-1)

Coach P.W. Underwood

Captain: Fred Cook

9/15	East Carolina	L/0-13	Hattiesburg, Miss.	10,800
9/22	Florida	L/13-14	Tampa, Fla.	38,377
9/29	Mississippi	L/0-41	Oxford, Miss.	31,500
10/6	Tennessee-Chattanooga	W/42-7	Chattanooga, Tenn.	10,000
10/13	Richmond	L/20-42	Richmond, Va.	20,000
10/20	Texas-Arlington	W/41-14	Arlington, Texas	4,000
10/27	Mississippi State	T/10-10	Starkville, Miss.	33,500
11/3	Weber State (HC)	W/28-7	Hattiesburg, Miss.	10,100
11/10	Memphis	W/13-10	Memphis, Tenn.	23,399
11/17	West Texas A&M	W/28-0	Canyon, Texas	5,800
11/22	Utah State	W/32-8	Hattiesburg, Miss.	6,000



All-Time Results

1974 (6-5)

Coach P.W. Underwood

Captain: John Sawyer

9/14	Memphis	W/6-0	Memphis, Tenn.	26,608
9/21	Alabama	L/0-52	Birmingham, Ala.	62,000
9/28	Mississippi	L/14-20	Oxford, Miss.	29,000
10/5	West Texas A&M	L/0-31	Canyon, Texas	5,074
10/12	Texas-Arlington	W/39-10	Jackson, Miss.	4,025
10/19	VMI	W/15-14	Mobile, Ala.	4,331
10/26	Lamar	L/7-10	Beaumont, Texas	14,106
11/2	Louisiana-Lafayette	W/41-7	Lafayette, La.	10,360
11/9	Utah State	W/7-3	Logan, Utah	10,046
11/16	Bowling Green	L/20-38	Mobile, Ala.	3,571
11/23	Tampa	W/11-10	Tampa, Fla.	14,837

Bobby Collins

7 Seasons/ 1975-1981

Record: 48-30-2

A native of Laurel, Mississippi, Collins was recruited in 1975 from North Carolina (Offensive Coordinator) to head the Golden Eagle fortunes. In seven years, Collins guided the Eagles to two bowl games and suffered through only one losing season. Until early 1999, he served the University as its Associate Athletics Director for External Affairs.



1975 (8-3)

Coach Bobby Collins

Captains: Jeff Bower and Ron Cheatham

9/13	Weber State	W/14-10	Ogden, Utah	9,396
9/20	Bowling Green	L/14-16	Bowling Green, Ohio	14,369
9/27	Mississippi	L/8-24	Oxford, Miss.	26,700
10/4	Mississippi State #	L/3-7	Starkville, Miss.	29,000
10/11	Memphis	W/21-7	Memphis, Tenn.	17,337
10/18	Texas-Arlington	W/34-7	Arlington, Texas	4,750
10/25	Louisiana Tech	W/24-14	Ruston, La.	8,300
11/1	Lamar	W/43-3	New Orleans, La.	8,700
11/15	Alabama	L/6-27	Tuscaloosa, Ala.	58,000
11/22	California-Fullerton (HC)	W/70-0	Biloxi, Miss.	9,300
11/29	Brigham Young	W/42-14	Jackson, Miss.	9,262

Mississippi State forfeited the game

1976 (3-8)

Coach Bobby Collins

Captains: Barry Caudill and Carl Allen

9/11	East Carolina	L/0-48	Greenville, N.C.	17,400
9/18	Virginia Tech	L/7-16	Blacksburg, Va.	35,000
9/25	Mississippi	L/0-28	Hattiesburg, Miss.	33,000
10/2	Cincinnati	L/21-28	Hattiesburg, Miss.	13,500
10/9	Alabama	L/8-24	Birmingham, Ala.	42,202
10/16	Brigham Young	L/19-63	Provo, Utah	23,029
10/23	Mississippi State # (HC)	L/6-14	Hattiesburg, Miss.	31,225
11/6	Florida State	L/27-30	Tallahassee, Fla.	29,173
11/13	Louisiana Tech	L/22-23	Ruston, La.	11,258
11/20	Memphis	W/14-12	Hattiesburg, Miss.	12,154
11/27	Texas-Arlington	W/21-10	Hattiesburg, Miss.	9,665

Mississippi State forfeited the game

1977 (6-6)

Coach Bobby Collins

Captains: Ben Garry, David Hosemann, and Stoney Parker

9/3	Troy State	W/42-19	Montgomery, Ala.	12,550
9/10	Florida State	L/6-35	Hattiesburg, Miss.	19,376
9/17	Auburn	W/24-13	Auburn, Ala.	42,000
9/24	Mississippi	W/27-19	Oxford, Miss.	20,000
10/1	Cincinnati	L/6-17	Cincinnati, Ohio	13,392
10/8	North Texas (HC)	L/14-27	Hattiesburg, Miss.	22,432
10/15	Hawaii	W/28-26	Honolulu, Hawaii	26,474

10/22	Mississippi State	W/14-7	Starkville, Miss.	36,000
10/29	Memphis	L/14-42	Memphis, Tenn.	28,420
11/5	Texas-Arlington	W/20-3	Arlington, Texas	5,200
11/12	Louisiana Tech	L/10-28	Hattiesburg, Miss.	16,431
11/19	Arkansas State	L/10-14	Hattiesburg, Miss.	9,216

1978 (7-4)

Coach Bobby Collins

Captains: Jeff Hammond and Freeman Horton

9/2	Richmond	W/10-7	Richmond, Va.	15,000
9/9	Arkansas State	W/21-6	Little Rock, Ark.	16,848
9/16	Cincinnati	L/14-26	Cincinnati, Ohio	10,500
9/30	Mississippi	L/13-16	Jackson, Miss.	42,756
10/7	Mississippi State	W/22-17	Hattiesburg, Miss.	31,720
10/14	East Carolina	W/17-16	Hattiesburg, Miss.	15,632
10/21	Memphis	W/13-10	Memphis, Tenn.	22,630
10/28	Florida State (HC)	L/16-38	Hattiesburg, Miss.	23,248
11/4	North Texas	L/12-25	Denton, Texas	18,400
11/11	Bowling Green	W/38-21	Hattiesburg, Miss.	16,846
11/18	Louisville	W/37-3	Hattiesburg, Miss.	16,219

1979 (6-4-1)

Coach Bobby Collins

Captains: Dane McDaniel, Clump Taylor, and Tiko Beal

9/8	Florida State	L/14-17	Tallahassee, Fla.	45,467
9/15	Cincinnati	W/24-6	Hattiesburg, Miss.	23,750
9/22	Auburn	L/9-31	Auburn, Ala.	45,226
9/29	Mississippi	W/38-8	Jackson, Miss.	46,720
10/6	North Texas	W/30-10	Hattiesburg, Miss.	24,810
10/13	Tulane	L/19-20	Hattiesburg, Miss.	30,028
10/20	Memphis (HC)	W/22-0	Hattiesburg, Miss.	27,286
10/27	Mississippi State	W/21-7	Starkville, Miss.	35,500
11/3	Louisville	T/10-10	Louisville, Ky.	13,085
11/10	Bowling Green	L/27-31	Bowling Green, Ohio	10,556
11/17	Arkansas State	W/14-6	Hattiesburg, Miss.	16,340

1980 (9-3)

Coach Bobby Collins

Captains: Jamey Watson, Marvin Harvey, and Chuck Cook

9/6	Tulane	W/17-14	New Orleans, La.	44,698
9/20	Louisiana Tech	W/38-11	Hattiesburg, Miss.	24,640
9/27	East Carolina	W/35-7	Greenville, N.C.	20,037
10/4	Mississippi	W/28-22	Jackson, Miss.	47,211
10/11	Mississippi State	W/42-14	Starkville, Miss.	36,211
10/18	Arkansas State	W/35-0	Hattiesburg, Miss.	21,915
10/25	Alabama	L/7-42	Tuscaloosa, Ala.	60,210
11/1	Lamar (HC)	W/36-10	Hattiesburg, Miss.	30,485
11/8	Auburn	L/0-31	Auburn, Ala.	56,800
11/15	Richmond	W/33-12	Hattiesburg, Miss.	17,320
11/22	Louisville	L/3-6	Hattiesburg, Miss.	21,210
12/13	McNeese State	W/16-14	Shreveport, La.	42,600

(Independence Bowl)

1981 (9-2-1)

Coach Bobby Collins

Captains: Sammy Winder and Rhett Whitley

9/5	Louisiana-Lafayette	W/33-7	Hattiesburg, Miss.	23,576
9/19	Tulane	W/21-3	Hattiesburg, Miss.	32,756
9/26	Richmond	W/17-10	Richmond, Va.	12,500
10/3	Texas-Arlington (HC)	W/52-9	Hattiesburg, Miss.	29,348
10/10	Alabama	T/13-13	Birmingham, Ala.	76,400
10/17	Memphis	W/10-0	Memphis, Tenn.	14,252
10/31	North Texas	W/22-0	Denton, Texas	3,156
11/7	Mississippi State	W/7-6	Jackson, Miss.	64,112
11/14	Florida State	W/58-14	Tallahassee, Fla.	51,819
11/21	Louisville	L/10-13	Louisville, Ky.	12,940
11/28	Lamar	W/45-14	Hattiesburg, Miss.	31,842
12/19	Missouri	L/17-19	Orlando, Fla.	50,450

(Tangerine Bowl)



All-Time Results

Jim Carmody

6 Seasons/ 1982-1987
Record: 37-29

Former Assistant Head Coach and Defensive Coordinator Jim Carmody returned after a brief stint with the NFL's Buffalo Bills to take the helm at USM. Carmody coached six seasons and finished with five winning seasons before his departure.



1982 (7-4)

Coach Jim Carmody

Captains: Reggie Collier, Greg Kelley, and Bruce Thompson

9/4	Louisiana-Monroe	W/45-27	Hattiesburg, Miss.	30,767
9/11	Mississippi	L/19-28	Oxford, Miss.	40,954
9/18	Auburn	L/19-21	Auburn, Ala.	55,000
9/25	Florida State	L/17-24	Hattiesburg, Miss.	32,591
10/2	Memphis	W/34-14	Hattiesburg, Miss.	21,674
10/9	Mississippi State	W/20-14	Jackson, Miss.	54,236
10/16	Tulane	W/22-10	New Orleans, La.	39,685
10/23	Louisville (HC)	W/48-0	Hattiesburg, Miss.	28,642
10/30	Louisiana-Lafayette	W/36-0	Hattiesburg, Miss.	22,416
11/13	Alabama	W/38-29	Tuscaloosa, Ala.	60,210
11/20	Louisiana Tech	L/6-13	Hattiesburg, Miss.	31,256

1983 (7-4)

Coach Jim Carmody

Captains: Louis Lipps, Jerald Baylis, and Bud Brown

9/3	Richmond	W/32-3	Hattiesburg, Miss.	27,351
9/10	Auburn	L/3-24	Auburn, Ala.	73,500
9/17	Louisiana Tech	W/28-10	Hattiesburg, Miss.	28,342
10/1	Mississippi	W/27-7	Oxford, Miss.	36,015
10/8	Mississippi State	W/31-6	Jackson, Miss.	58,311
10/15	Memphis	W/27-20	Memphis, Tenn.	35,323
10/22	Tulane	L/7-14	Hattiesburg, Miss.	31,257
10/29	Louisiana-Lafayette (HC)	W/31-3	Hattiesburg, Miss.	28,837
11/5	Louisville	W/27-3	Louisville, Ky.	17,064
11/12	Alabama	L/16-28	Birmingham, Ala.	78,424
11/19	East Carolina	L/6-10	Hattiesburg, Miss.	21,000

1984 (4-7)

Coach Jim Carmody

Captains: Sam DeJarnette, Richard Byrd, and Greg Haeusler

9/8	Georgia	L/19-26	Athens, Ga.	81,421
9/15	Louisiana Tech	W/34-0	Hattiesburg, Miss.	28,842
9/22	Auburn	L/12-35	Auburn, Ala.	24,841
9/29	Memphis	L/13-23	Hattiesburg, Miss.	26,831
10/6	Mississippi State	L/18-27	Jackson, Miss.	50,136
10/13	Tulane	L/7-35	New Orleans, La.	30,764
10/20	Mississippi	W/13-10	Jackson, Miss.	57,000
10/27	Louisiana-Lafayette	L/7-13	Lafayette, La.	19,605
11/3	Northwestern (La.) State (HC)	L/0-22	Hattiesburg, Miss.	24,682
11/10	East Carolina	W/31-27	Greenville, S.C.	21,237
11/17	Louisville	W/34-27	Hattiesburg, Miss.	15,904

1985 (7-4)

Coach Jim Carmody

Captains: Robert Ducksworth, Kip Smith, and Steve Hendrix

9/7	Louisiana Tech	W/28-0	Hattiesburg, Miss.	23,432
9/14	Auburn	L/18-29	Auburn, Ala.	68,000
9/21	Mississippi State	L/20-23	Jackson, Miss.	54,300
9/28	Northwestern (La.) State	W/14-7	Hattiesburg, Miss.	18,216
10/5	Louisiana-Lafayette	W/38-16	Hattiesburg, Miss.	17,344
10/12	Louisville	W/42-12	Louisville, Ky.	25,843
10/19	Memphis	W/14-7	Memphis, Tenn.	21,033
11/2	East Carolina (HC)	W/27-0	Hattiesburg, Miss.	23,496
11/9	Colorado State	L/17-35	Fort Collins, Colo.	3,812

11/16	Alabama	L/13-24	Tuscaloosa, Ala.	58,714
11/23	Tulane	W/24-6	Hattiesburg, Miss.	21,753

1986 (6-5)

Coach Jim Carmody

Captains: Andrew Anderson, Tim Smith, and Rex Banks

9/6	Louisiana-Monroe	W/28-19	Hattiesburg, Miss.	21,364
9/13	Alabama	L/17-31	Birmingham, Ala.	73,687
9/20	Mississippi State	W/28-24	Jackson, Miss.	50,000
9/27	Texas A&M	L/7-16	College Station, Texas	54,938
10/4	Kentucky	L/0-32	Lexington, Ky.	58,102
10/18	Memphis (HC)	W/14-9	Hattiesburg, Miss.	25,352
10/25	Tulane	L/20-35	New Orleans, La.	28,417
11/1	East Carolina	W/23-21	Greenville, N.C.	18,127
11/8	Louisiana-Lafayette	W/17-0	Hattiesburg, Miss.	14,512
11/15	Florida State	L/13-49	Tallahassee, Fla.	60,103
11/22	Louisville	W/31-16	Hattiesburg, Miss.	11,231

1987 (6-5)

Coach Jim Carmody

Captains: Tim Hallman, Onesimus Henry, Billy Knighten, and Chris McGee

9/5	Alabama	L/6-38	Birmingham, Ala.	75,808
9/19	Tulane	W/31-24	Hattiesburg, Miss.	16,023
9/26	Texas A&M	L/14-27	Jackson, Miss.	22,150
10/3	Louisville	W/65-6	Louisville, Ky.	20,687
10/10	Florida State (HC)	L/10-61	Hattiesburg, Miss.	25,853
10/17	Mississippi State	W/18-14	Jackson, Miss.	40,000
10/24	Memphis	W/17-14	Memphis, Tenn.	27,448
10/31	Jackson State	W/17-7	Hattiesburg, Miss.	33,687
11/7	Louisiana-Monroe	L/24-34	Hattiesburg, Miss.	10,123
11/14	East Carolina	W/38-34	Hattiesburg, Miss.	11,023
11/28	Louisiana-Lafayette	L/30-37	Lafayette, La.	17,500

Curley Hallman

3 Seasons/ 1988-1990

Record: 23-11

Former Texas A&M Assistant Coach Curley Hallman began his head coaching career in 1988 when Southern Miss Athletic Director Bill McLellan hired Hallman to guide the Golden Eagle fortunes. Hallman proved to be successful during his brief tenure, guiding the Eagles to two bowl games during his three years.



1988 (10-2)

Coach Curley Hallman

Captains: Marty Williams, Maurice Oliver, and James Henry

9/3	Stephen F. Austin	W/21-7	Hattiesburg, Miss.	15,032
9/10	Florida State	L/13-29	Tallahassee, Fla.	53,129
9/17	Virginia Tech	W/35-13	Hattiesburg, Miss.	17,135
9/24	East Carolina	W/45-42	Greenville, N.C.	28,240
10/1	Louisville	W/30-23	Hattiesburg, Miss.	17,584
10/8	Tulane	W/38-13	New Orleans La.	22,704
10/15	Mississippi State	W/38-21	Jackson, Miss.	38,542
10/22	Louisiana-Lafayette	W/27-14	Lafayette, La.	23,599
10/29	Memphis (HC)	W/34-27	Hattiesburg, Miss.	25,594
11/5	Auburn	L/8-38	Auburn Ala.	73,787
11/12	Louisiana Tech	W/26-19	Ruston, La.	7,500
12/23	UTEP	W/38-18	Shreveport, La.	20,242

(Independence Bowl)

1989 (5-6)

Coach Curley Hallman

Captains: Darryl Tillman, Pat Jackson, and William Kirksey

9/2	Florida State	W/30-26	Jacksonville, Fla.	48,746
9/9	Mississippi State	L/23-26	Hattiesburg, Miss.	34,189
9/16	Auburn	L/3-24	Auburn, Ala.	83,465
9/23	Texas Christian	L/17-19	Fort Worth, Texas	15,839



All-Time Results

9/30	Texas A&M	L/14-31	College Station, Texas	58,843
10/7	Tulane	W/30-21	Hattiesburg, Miss.	18,891
10/14	Louisville	W/16-20	Louisville, Ky.	38,484
10/21	Louisiana-Lafayette (HC)	L/21-24	Hattiesburg, Miss.	20,732
10/28	Memphis	W/31-7	Memphis, Tenn.	18,572
11/18	Alabama	L/14-37	Tuscaloosa, Ala.	70,123
11/25	East Carolina	W/41-27	Hattiesburg, Miss.	11,189

1990 (8-4)

Coach Curley Hallman

Captains: **Brett Favre, Kerry Valrie, and Steve Thompson**

9/1	Delta State	W/12-0	Hattiesburg, Miss.	17,590
9/8	Alabama	W/27-24	Birmingham, Ala.	75,962
9/15	Georgia	L/17-18	Athens, Ga.	79,812
9/22	Mississippi State	L/10-13	Starkville, Miss.	40,115
9/29	Louisville	W/25-13	Hattiesburg, Miss.	20,545
10/6	East Carolina	W/16-7	Greenville, N.C.	31,305
10/13	Tulane	W/20-14	New Orleans, La.	26,662
10/20	Memphis (HC)	W/23-7	Hattiesburg, Miss.	24,520
10/27	Virginia Tech	L/16-20	Blacksburg, Va.	37,462
11/3	Louisiana-Lafayette	W/14-13	Lafayette, La.	17,860
11/10	Auburn	W/13-12	Auburn, Ala.	85,214
12/28	North Carolina State	L/27-31	Birmingham, Ala.	44,000

(All American Bowl)[^]

[^] Hallman did not coach in the All American Bowl

Jeff Bower

17 Seasons/ 1991-2007

Record: 119-83-1

A former all-star quarterback, Jeff Bower returned to his alma mater, accepting his first head coaching position. Bower returned to Southern Miss after spending a season as offensive coordinator at Oklahoma State. He was associated with the University as either a player or coach for 29 years.

* Bower coached the 1990 All American Bowl



1991 (4-7)

Coach Jeff Bower

Captains: **Pete Antoniou, Derrick Hoskins, Chafan Marsh and Tony Smith**

8/31	Delta State	W/25-7	Hattiesburg, Miss.	17,191
9/7	Pittsburgh	L/14-35	Pittsburgh, Pa.	34,756
9/21	Colorado State	W/39-7	Hattiesburg, Miss.	20,154
9/28	Louisville	L/14-28	Louisville, Ky.	38,231
10/5	Auburn	W/10-9	Auburn, Ala.	79,790
10/12	Memphis	L/12-17	Memphis, Tenn.	19,162
10/19	Tulane	W/47-14	Hattiesburg, Miss.	16,558
10/26	Cincinnati	L/7-17	Cincinnati, Ohio	15,899
11/2	Tulsa	L/10-13	Tulsa, Okla.	27,284
11/9	East Carolina (HC)	L/20-48	Hattiesburg, Miss.	18,117
11/16	Louisiana Tech	L/14-30	Ruston, La.	11,200

1992 (7-4)

Coach Jeff Bower

Captains: **Greg Reed, James Singleton and Michael Welch**

9/5	Memphis	W/23-21	Hattiesburg, Miss.	16,059
9/12	Alabama	L/10-17	Birmingham, Ala.	83,091
9/19	Louisiana Tech	W/16-13	Hattiesburg, Miss.	15,168
9/26	Auburn	L/8-16	Auburn, Ala.	72,296
10/3	Tulsa (HC)	W/33-24	Hattiesburg, Miss.	18,253
10/10	Northern Illinois	L/10-23	Dekalb, Ill.	14,246
10/15	Tulane	W/17-7	New Orleans, La.	21,760
10/24	Cincinnati	W/31-17	Hattiesburg, Miss.	17,298
10/29	East Carolina	W/38-21	Greenville, N.C.	33,249
11/7	Florida	L/20-24	Gainesville, Fla.	82,882
11/14	Virginia Tech	W/13-12	Blacksburg, Va.	27,342

1993 (3-7-1)

Coach Jeff Bower

Captains: **Jerry Broughton, Bobby Hamilton and Tyrone Nix**

9/4	Pittsburgh	L/10-14	Hattiesburg, Miss.	25,516
9/18	Louisiana-Monroe	W/44-37	Hattiesburg, Miss.	20,384
9/25	Auburn	L/24-35	Auburn, Ala.	83,476
10/2	Louisiana-Lafayette	L/7-13	Lafayette, La.	22,853
10/9	Georgia	L/24-54	Athens, Ga.	68,458
10/16	Louisville	L/27-35	Louisville, Ky.	36,322
10/23	East Carolina	W/24-16	Hattiesburg, Miss.	15,227
10/30	Alabama#	L/0-40	Tuscaloosa, Ala.	70,123
11/6	Tulane (HC)	L/15-17	Hattiesburg, Miss.	16,397
11/13	Memphis	L/9-20	Memphis, Tenn.	13,042
11/20	Tulsa	T/30-30	Tulsa, Okla.	21,783

Alabama forfeited the game

1994 (6-5)

Coach Jeff Bower

Captains: **Ronald Jones, Mark Montgomery and Michael Tobias**

9/3	Tulane	W/25-10	New Orleans, La.	24,786
9/10	Virginia Tech	L/14-24	Hattiesburg, Miss.	17,381
9/17	Memphis	W/20-3	Hattiesburg, Miss.	17,563
9/24	Texas A&M	L/17-41	College Station, Texas	56,006
10/1	East Carolina	L/10-31	Greenville, N.C.	32,867
10/8	Alabama	L/6-14	Tuscaloosa, Ala.	70,123
10/15	Louisiana-Lafayette	W/43-20	Hattiesburg, Miss.	14,592
10/22	Samford (HC)	W/59-16	Hattiesburg, Miss.	15,514
10/29	Tulsa	W/47-29	Hattiesburg, Miss.	13,473
11/5	Florida	L/17-55	Gainesville, Fla.	85,448
11/12	Louisiana State	W/20-18	Baton Rouge, La.	51,710

1995 (6-5)

Coach Jeff Bower

Captains: **Jerry Harris and Albert McRae**

8/31	Northern Illinois	W/45-13	Hattiesburg, Miss.	33,092
9/9	Alabama	L/20-24	Birmingham, Ala.	83,081
9/16	Utah State	W/24-21	Logan, Utah	15,227
9/23	Indiana	L/26-27	Bloomington, Ill.	31,216
9/30	Tulane	W/45-0	Hattiesburg, Miss.	27,141
10/7	Louisville	W/25-21	Hattiesburg, Miss.	21,079
10/14	Cincinnati	L/13-16	Cincinnati, Ohio	18,522
10/28	East Carolina (HC)	L/34-36	Hattiesburg, Miss.	21,293
11/4	Tennessee	L/0-42	Knoxville, Tenn.	93,433
11/11	Memphis	W/17-9	Memphis, Tenn.	11,503
11/18	Louisiana-Lafayette	W/35-32	Lafayette, La.	19,341

1996 (8-3, 4-1 Conference USA Champions)

Coach Jeff Bower

Captains: **Kendrick Lee, Jeff Posey and Cedric Walthaw**

8/31	Georgia	W/11-7	Athens, Ga.	81,076
9/7	Alabama	L/10-20	Birmingham, Ala.	82,338
9/14	Utah State	W/31-24	Hattiesburg, Miss.	24,307
9/21	Louisiana-Lafayette	W/52-27	Hattiesburg, Miss.	23,169
9/28	*Louisville	W/24-7	Louisville, Ky.	36,482
10/10	East Carolina	W/28-7	Greenville, N.C.	34,480
10/19	*Memphis	W/16-0	Hattiesburg, Miss.	25,601
10/26	*Tulane	W/31-28	New Orleans, La.	20,384
11/2	*Cincinnati (HC)	W/21-17	Hattiesburg, Miss.	25,241
11/9	*Houston	L/49-56 (OT)	Houston, Texas	18,107
11/16	Florida State	L/14-54	Tallahassee, Fla.	72,280

1997 (9-3, 6-0 Conference USA Champions)

Coach Jeff Bower

Captains: **Tyrone Boleware, Marchant Kenney, Lytrel Pollard and Patrick Surtain**

8/30	Florida	L/6-21	Gainesville, Fla.	85,439
9/6	Illinois	W/24-7	Champaign, Ill.	44,519
9/20	Nevada	W/35-19	Hattiesburg, Miss.	26,481
9/27	Alabama	L/13-27	Birmingham, Ala.	83,091
10/4	*Louisville	W/42-14	Hattiesburg, Miss.	23,028



All-Time Results

10/11	*East Carolina	W/23-13	Greenville, N.C.	33,904
10/25	*Tulane (HC)	W/34-13	Hattiesburg, Miss.	26,092
11/1	*Cincinnati	W/24-17	Cincinnati, Ohio	23,799
11/8	Tennessee	L/20-44	Knoxville, Tenn.	107,073
11/15	*Houston	W/33-0	Hattiesburg, Miss.	20,091
11/22	*Memphis	W/42-18	Memphis, Tenn.	17,243
12/31	Pittsburgh	W/41-7	Memphis, Tenn.	50,209
(Liberty Bowl)				

1998 (7-5, 5-1 Conference USA)

Coach Jeff Bower

Captains: Frank Firestone, Jose Gonzalez, Lee Roberts and Larry Watts

9/5	Penn State	L/6-34	State College, Pa.	96,617
9/19	Texas A&M	L/6-24	Hattiesburg, Miss.	33,233
9/26	Louisiana-Lafayette	W/55-0	Hattiesburg, Miss.	24,379
10/3	*Tulane	L/7-21	New Orleans, La.	32,527
10/10	*Louisville	W/56-21	Hattiesburg, Miss.	22,043
10/17	*Army	W/37-13	West Point, N.Y.	40,395
10/24	*East Carolina (HC)	W/41-7	Hattiesburg, Miss.	24,020
10/31	Alabama	L/20-30	Tuscaloosa, Ala.	83,818
11/7	*Houston	W/21-15	Houston, Texas	16,260
11/14	*Memphis	W/45-3	Hattiesburg, Miss.	19,132
11/21	Nevada	W/55-28	Reno, Nev.	18,336
12/30	Idaho	L/35-42	Boise, Idaho	19,664
(Humanitarian Bowl)				

1999 (9-3, 6-0 Conference USA Champions)

Coach Jeff Bower

Captains: Todd Pinkston, T. J. Slaughter, Adalius Thomas, and Michael Villalonga

9/6	*Tulane	W/48-14	Hattiesburg, Miss.	30,098
9/11	Northwestern (La.) State	W/40-6	Hattiesburg, Miss.	24,871
9/18	Nebraska	L/13-20	Lincoln, Neb.	77,826
9/25	Texas A&M	L/6-23	College Station, Texas	65,264
10/9	*East Carolina	W/39-22	Greenville, N.C.	39,418
10/16	*Army	W/24-0	Hattiesburg, Miss.	26,054
10/23	*Cincinnati	W/28-20	Hattiesburg, Miss.	24,012
10/30	Alabama	L/14-35	Tuscaloosa, Ala.	83,818
11/6	*Memphis	W/20-5	Memphis, Tenn.	23,635
11/13	Louisiana-Lafayette (HC)	W/48-0	Hattiesburg, Miss.	24,133
11/20	*Louisville	W/30-27	Louisville, Ky.	41,826
12/31	Colorado State	W/23-17	Memphis, Tenn.	54,866
(AXA Liberty Bowl)				

2000 (8-4, 4-3 Conference USA)

Coach Jeff Bower

Captains: Leo Barnes, Billy Clay, Cedric Scott, and DeQuincy Scott

9/2	Tennessee	L/16-19	Knoxville, Tenn.	108,064
9/16	Alabama	W/21-0	Birmingham, Ala.	83,091
9/23	Oklahoma State	W/28-6	Stillwater, Okla.	41,205
9/30	*Memphis	W/24-3	Hattiesburg, Miss.	30,658
10/7	USF	W/41-7	Hattiesburg, Miss.	26,559
10/14	*Tulane	W/56-24	New Orleans, La.	27,645
10/28	*Houston	W/6-3	Houston, Texas	17,565
11/4	*Louisville (HC)	L/28-49	Hattiesburg, Miss.	31,667
11/11	*UAB	W/33-30 (2OT)	Birmingham, Ala.	25,000
11/18	*Cincinnati	L/24-27	Cincinnati, Ohio	21,958
11/24	*East Carolina	L/9-14	Hattiesburg, Miss.	25,152
12/20	TCU	W/28-21	Mobile, Ala.	40,300
(GMAC Mobile Bowl)				

2001 (6-5, 4-3 Conference USA)

Coach Jeff Bower

Captains: Danyne Fowler, Jeff Kelly, Roy Magee and Chad Williams

9/1	Oklahoma State	W/17-9	Hattiesburg, Miss.	25,134
9/22	Louisiana-Lafayette	W/35-10	Lafayette, La.	14,132
9/29	*UAB	W/3-0	Hattiesburg, Miss.	29,782
10/6	*Memphis	L/17-22	Memphis, Tenn.	28,668
10/16	*Louisville	L/14-24	Louisville, Ky.	33,627
10/27	*Houston (HC)	W/58-14	Hattiesburg, Miss.	26,162

11/3	Penn State	L/20-38	State College, Pa.	106,158
11/17	*Tulane	W/59-6	Hattiesburg, Miss.	24,054
11/23	*East Carolina	W/28-21	Greenville, N.C.	30,127
11/29	Alabama	L/15-28	Birmingham, Ala.	79,947
12/7	*TCU	L/12-14	Hattiesburg, Miss.	23,114

2002 (7-6, 5-3 Conference USA)

Coach Jeff Bower

Captains: Rod Davis, Derrick Nix, Terrell Paul and Torrin Tucker

8/31	Jackson State	W/55-7	Hattiesburg, Miss.	35,169
9/7	Illinois	W/23-20	Hattiesburg, Miss.	22,183
9/14	*Memphis	W/33-14	Hattiesburg, Miss.	28,419
9/21	Alabama	L/7-20	Tuscaloosa, Ala.	83,818
9/29	*Army	W/27-6	West Point, N.Y.	31,402
10/12	USF	L/13-16	Hattiesburg, Miss.	28,181
10/19	*Cincinnati (HC)	W/23-14	Hattiesburg, Miss.	28,031
10/30	*TCU	L/7-37	Ft. Worth, Texas	26,612
11/9	*UAB	W/20-13	Birmingham, Ala.	19,968
11/14	*Louisville	L/17-20 (2OT)	Hattiesburg, Miss.	28,076
11/23	*Tulane	L/10-31	New Orleans, La.	21,832
11/30	*East Carolina	W/24-7	Hattiesburg, Miss.	19,888
12/27	Oklahoma State	L/23-33	Houston, Texas	44,687
(Houston Bowl)				

2003 (9-4, 8-0 Conference USA Champions)

Coach Jeff Bower

Captains: Terrell Browden, Rod Davis, Jeremy Parquet, Terrell Paul, and Etric Pruitt

8/30	California	L/2-34	Berkeley, Calif.	33,552
9/4	*UAB	W/17-12	Birmingham, Ala.	42,000
9/13	*Memphis	W/23-6	Hattiesburg, Miss.	29,233
9/25	Nebraska	L/14-38	Hattiesburg, Miss.	36,152
10/4	*Cincinnati	W/22-20	Cincinnati, Ohio	24,522
10/11	Alabama	L/3-17	Tuscaloosa, Ala.	82,818
10/25	*USF	W/27-6	Hattiesburg, Miss.	23,708
11/1	Louisiana-Lafayette (HC)	W/48-3	Hattiesburg, Miss.	25,649
11/8	*Houston	W/31-10	Houston, Texas	20,377
11/15	*Tulane	W/28-14	Hattiesburg, Miss.	26,987
11/20	*TCU	W/40-28	Hattiesburg, Miss.	30,141
11/29	*East Carolina	W/38-21	Greenville, N.C.	24,175
12/31	Utah	L/0-17	Memphis, Tenn.	55,989
(AXA Liberty Bowl)				

2004 (7-5, 5-3 Conference USA)

Coach Jeff Bower

Captains: Michael Boley, Antoine Cash, Seth Cumbie, Jeremy Parquet and Chad Ruffin

9/11	Nebraska	W/21-17	Lincoln, Neb.	77,887
9/25	*Tulane	W/32-14	New Orleans, La.	27,211
10/2	*USF	W/27-20	Tampa, Fla.	30,049
10/7	*Houston	W/39-35 (OT)	Hattiesburg, Miss.	28,625
10/16	Alabama	L/3-27	Tuscaloosa, Ala.	82,094
10/23	*East Carolina (HC)	W/51-10	Hattiesburg, Miss.	32,422
11/6	*Cincinnati	L/24-52	Hattiesburg, Miss.	30,690
11/12	*Memphis	L/26-30	Memphis, Tenn.	47,163
11/20	*TCU	L/17-42	Fort Worth, Texas	27,992
11/27	*UAB	W/26-21	Hattiesburg, Miss.	25,604
12/4	California	L/16-26	Hattiesburg, Miss.	27,480
12/14	North Texas	W/31-10	New Orleans, La.	27,253
(New Orleans Bowl)				

2005 (7-5, 5-3 Conference USA)

Coach Jeff Bower

Captains: Dustin Almond, Kevis Coley, Trevis Coley, Terrance Ford, Luke Johnson

9/10	Alabama	L/21-30	Tuscaloosa, Ala.	81,018
9/17	McNeese State	W/48-20	Hattiesburg, Miss.	28,174
10/1	*East Carolina	W/33-7	Greenville, N.C.	35,510
10/8	*Tulsa	L/17-34	Hattiesburg, Miss.	28,375
10/15	*UCF (HC)	W/52-31	Hattiesburg, Miss.	28,366
10/21	*UAB	W/37-28	Birmingham, Ala.	31,363



All-Time Results

10/29	N.C. State	L/17-21	Raleigh, N.C.	52,500
11/8	*Marshall	W/27-24 (OT)	Huntington, W.Va.	22,238
11/13	*Houston	L/24-27	Houston, Texas	15,119
11/19	*Memphis	L/22-24	Hattiesburg, Miss.	25,667
11/26	*Tulane	W/26-7	Hattiesburg, Miss.	28,730
12/20	Arkansas State (New Orleans Bowl)	W/31-19	Lafayette, La.	18,338

* Denotes Conference USA Game

2006 (9-5, 6-2 Conference USA East Division Champions)

Coach Jeff Bower

Captains: George Batiste, Conrad Chanove, Travis Cooley, Jasper Faulk, Jonathan Palmer, Brandon Sumrall

9/2	Florida	L/7-34	Gainesville, Fla.	90,043
9/9	Southeastern La.	W/45-0	Hattiesburg, Miss.	28,258
9/16	NC State	W/37-17	Hattiesburg, Miss.	31,748
9/26	*UCF	W/19-14	Orlando, Fla.	23,540
10/3	*Tulsa	L/6-20	Tulsa, Okla.	20,625
10/14	*Houston (HC)	W/31-27	Hattiesburg, Miss.	32,317
10/21	Virginia Tech	L/6-36	Blacksburg, Va.	66,233
10/28	*East Carolina	L/17-20 (OT)	Hattiesburg, Miss.	25,155
11/5	*Memphis	W/42-21	Memphis, Tenn.	28,103
11/11	*Tulane	W/31-3	New Orleans, La.	21,687
11/18	*UAB	W/25-20	Hattiesburg, Miss.	27,749
11/25	*Marshall	W/42-7	Hattiesburg, Miss.	28,736
12/1	#Houston	L/20-34	Houston, Texas	31,818
1/7	Ohio (GMAC Bowl)	W/28-7	Mobile, Ala.	38,751

* Denotes Conference USA Game; # Conference USA Championship Game

2007 (7-6, 5-3 Conference USA)

Coach Jeff Bower

Captains: Chris Clark, Gerald McRath, Brandon Sumrall, Jeremy Young

9/1	Tennessee-Martin	W/35-13	Hattiesburg, Miss.	29,253
9/8	Tennessee	L/19-39	Knoxville, Tenn.	106,311
9/15	*East Carolina	W/28-21	Greenville, N.C.	43,041
9/27	Boise State	L/16-38	Boise, Idaho	30,159
10/3	*Rice	L/29-31	Hattiesburg, Miss.	25,656
10/13	*SMU (HC)	W/28-21	Hattiesburg, Miss.	31,534
10/21	*Marshall	W/33-24	Huntington, W. Va.	27,234
10/28	*UCF	L/17-34	Hattiesburg, Miss.	27,103
11/3	*UAB	W/37-7	Birmingham, Ala.	13,348
11/10	*Memphis	L/26-29	Hattiesburg, Miss.	29,354
11/17	*UTEP	W/56-30	El Paso, Texas	28,592
11/24	Arkansas State	W/16-10	Hattiesburg, Miss.	17,705
12/22	Cincinnati (Papajohns.com Bowl)	L/21-31	Birmingham, Ala.	35,258

* Denotes Conference USA Game

Larry Fedora

2 Season/ 2008-Present

Record: 14-12

Larry Fedora came to Southern Miss after a three-year stint at Oklahoma State. Fedora arrived in Hattiesburg with an offensive background and in his first season at the helm of the program, led a program that established 36 school records including a season-best total offensive yards. In two seasons, the Golden Eagle defense has ranked in the Top 10 nationally in turnover margin.



2008 (7-6, 4-4 Conference USA)

Coach Larry Fedora

Captains: Tokumbo Abanikanda, Austin Davis, Ryan McKee, Gerald McRath

8/30	Louisiana-Lafayette	W/51-21	Hattiesburg, Miss.	32,792
9/6	Auburn	L/13-27	Auburn, Ala.	87,451
9/13	Arkansas State	W/27-24	Jonesboro, Ark.	25,938
9/20	*Marshall	L/27-34	Hattiesburg, Miss.	28,178
10/4	*UTEP	L/37-40 (2OT)	Hattiesburg, Miss.	28,788
10/11	Boise State	L/7-24	Hattiesburg, Miss.	30,912
10/18	*Rice	L/40-45	Houston, Texas	11,117
10/25	*Memphis	L/30-36	Memphis, Tenn.	24,034
11/1	*UAB (HC)	W/70-14	Hattiesburg, Miss.	29,147
11/8	*UCF	W/17-6	Orlando, Fla.	41,652
11/15	*East Carolina	W/21-3	Hattiesburg, Miss.	30,658
11/29	*SMU	W/28-12	Dallas, Texas	13,020
12/21	Troy (New Orleans Bowl)	W/30-27 (OT)	New Orleans, La.	30,197

* Denotes Conference USA Game


2009 (7-6, 5-3 Conference USA)

Coach Larry Fedora

Captains: Gerald Baptiste, Ryan Hebert, Eddie Hicks, Corey Williams

9/5	Alcorn State	W/52-0	Hattiesburg, Miss.	36,232
9/12	*UCF	W/26-19	Hattiesburg, Miss.	27,456
9/19	Virginia	W/37-34	Hattiesburg, Miss.	31,170
9/26	Kansas	L/28-35	Lawrence, Kan.	50,025
10/1	*UAB	L/17-30	Birmingham, Ala.	26,871
10/10	Louisville	L/23-25	Louisville, Ky.	37,268
10/17	*Memphis	W/36-16	Hattiesburg, Miss.	30,022
10/24	*Tulane (HC)	W/43-6	Hattiesburg, Miss.	30,541
10/31	*Houston	L/43-50	Houston, Texas	20,125
11/14	*Marshall	W/27-20	Huntington, W. Va.	21,036
11/21	*Tulsa	W/44-34	Hattiesburg, Miss.	28,757
11/28	*East Carolina	L/20-25	Greenville, N.C.	43,006
12/20	Middle Tennessee (New Orleans Bowl)	L/32-42	New Orleans, La.	30,228

* Denotes Conference USA Game



Britt Barefoot



Television History

Date	Network	Opponent	Result
12/20/09	ESPN	Middle Tennessee (New Orleans Bowl)	L/32-42
11/28/09	CBS C	East Carolina	L/20-25
11/21/09	CBS C	Tulsa	W/27-20
10/31/09	CSS	Houston	L/43-50
10/24/09	CSS	Tulane	W/43-6
10/10/09	ESPN U	Louisville	L/23-25
10/1/09	CBS C	UAB	L/17-30
9/26/09	FSN	Kansas	L/28-35
9/19/09	CBS C	Virginia	W/37-34
12/21/08	ESPN	Troy (New Orleans Bowl)	W/30-27 (OT)
11/15/08	WITN (N.C. Only)	East Carolina	W/21-3
11/1/08	CSS	UAB	W/70-14
10/25/08	CBS C	Memphis	L/30-36
10/11/08	CBS C	Boise State	L/7-24
10/4/08	Time Warner El Paso	UTEP	L/37-40 (OT)
9/20/08	CSS	Marshall	L/27-34
9/6/08	Raycom	Auburn	L/13-27
12/22/07	ESPN2	Cincinnati (Papajohns.com Bowl)	L/21-31
11/17/07	CSTV	UTEP	W/56-30
11/10/07	CSS	Memphis	L/26-29
11/3/07	CSS	UAB	W/37-7
10/28/07	ESPN	UCF	L/17-34
10/21/07	ESPN	Marshall	W/33-24
10/13/07	CSTV	SMU	W/28-21
10/3/07	ESPN2	Rice	L/29-31
9/27/07	ESPN	Boise State	L/16-38
9/15/07	MASN	East Carolina	W/28-21
9/8/07	ESPN PPV	Tennessee	L/19-39
1/7/07	ESPN	Ohio (GMAC Bowl)	W/28-7
12/1/06	ESPN2	Houston (C-USA Championship)	L/20-34
11/25/06	CSTV	Marshall	W/42-7
11/18/06	CSTV	UAB	W/25-20
11/5/06	ESPN	Memphis	W/42-21
10/28/06	CSTV	East Carolina	L/17-20 (OT)
10/21/06	ESPNU	Virginia Tech	L/6-36
10/3/06	ESPN2	Tulsa	L/6-20
9/26/06	ESPN2	UCF	W/19-14
9/2/06	ESPN PPV	Florida	L/7-34
12/20/05	ESPN	Arkansas State (New Orleans Bowl)	W/31-19
11/19/05	CSTV	Memphis	L/22-24
11/8/05	ESPN2	Marshall	W/27-24 (OT)
10/29/05	ESPNU	N.C. State	L/17-21
10/21/05	ESPN	UAB	W/37-28
10/8/05	CSTV	Tulsa	L/17-34
9/10/05	ESPN2	Alabama	L/21-30
12/14/04	ESPN	North Texas (New Orleans Bowl)	W/31-10
12/4/04	ESPN	California	L/16-26
11/12/04	ESPN2	Memphis	L/26-30
10/23/04	ESPN Plus	East Carolina	W/51-10
10/16/04	ESPN Plus	Alabama	L/3-27
10/7/04	ESPN2	Houston	W/35-29 (OT)
10/2/04	ESPN Plus	USF	W/27-20
9/11/04	ABC	Nebraska	W/21-17
12/31/03	ESPN	Utah (Liberty Bowl)	L/0-17
11/20/03	ESPN	TCU	W/40-28



Date	Network	Opponent	Result
11/15/03	ESPN Plus	Tulane	W/28-14
10/25/03	Fox Sports Net	USF	W/27-6
9/25/03	ESPN	Nebraska	L/14-38
9/4/03	ESPN2	UAB	W/17-12
8/30/03	HIDNet	California	L/2-34
12/27/02	ESPN	Oklahoma State (Houston Bowl)	L/23-33
11/14/02	ESPN	Louisville	L/20-24 (2OT)
11/9/02	ESPN Plus	at UAB	W/20-13
10/30/02	ESPN2	at TCU	L/7-37
9/21/02	ESPN2	at Alabama	L/7-20
9/7/02	ESPN2	Illinois	W/23-20
12/7/01	ESPN2	TCU	L/12-14
11/29/01	ESPN2	Alabama	L/15-28
11/23/01	ESPN	East Carolina	W/28-21
11/3/01	ESPN2	Penn State	L/20-38
10/16/01	ESPN2	Louisville	L/14-24
9/29/01	CSS	UAB	W/3-0
9/1/01	ESPN	Oklahoma St.	W/17-9
12/20/00	ESPN2	TCU (GMAC Bowl)	W/28-21
11/24/00	Fox Sports	East Carolina	L/9-14
11/4/00	Fox Sports	Louisville	L/28-49
10/14/00	Fox Sports	at Tulane	W/56-24
10/7/00	Fox Sports	USF	W/41-7
9/30/00	Fox Sports	Memphis	W/24-3
9/16/00	ESPN2	at Alabama	W/21-0
9/2/00	ESPN	at Tennessee	L/16-19
12/31/99	ESPN	Colorado State (Liberty Bowl)	W/23-17
11/20/99	Fox Sports	Louisville	W/30-27
11/6/99	Fox Sports	Memphis	W/20-5
10/9/99	Fox Sports	East Carolina	W/39-22
9/25/99	ABC	Texas A&M	L/6-23
9/6/99	Fox Sports	Tulane	W/48-14
12/30/98	ESPN2	Idaho (Humanitarian Bowl)	L/35-42
10/24/98	Fox Sports	East Carolina	W/41-7

Date	Network	Opponent	Result
10/3/98	Fox Sports	at Tulane	L/7-21
9/19/98	Fox Sports	Texas A&M	L/6-24
9/5/98	ABC	at Penn State	L/6-34
12/31/97	ESPN	Pittsburgh (Liberty Bowl)	W/41-7
11/22/97	Fox Sports	at Memphis	W/42-18
11/15/97	Fox Sports	Houston	W/33-0
11/1/97	Fox Sports	at Cincinnati	W/24-17
10/25/97	FX	Tulane	W/34-13
10/11/97	Fox Sports	at East Carolina	W/23-13
9/6/97	ESPN2	at Illinois	W/24-7
8/30/97	ESPN2	at Florida	L/6-21
11/16/96	ESPN2	at Florida State	L/14-54
11/2/96	Fox Sports	Cincinnati	W/21-17
10/19/96	Fox Sports	Memphis	W/16-0
9/28/96	Fox Sports	at Louisville	W/24-7
8/31/96	Sports South	at Georgia	W/11-7
9/4/93	ESPN	Pittsburgh	L/10-14
10/29/92	ESPN	at East Carolina	W/38-21
10/5/91	WTBS	at Auburn	W/10-9
12/28/90	ESPN	N.C. State (All American Bowl)	L/27-31
10/13/90	Prime	at Tulane	W/20-14
9/2/89	WTBS	Florida State (Jacksonville, Fla.)	W/30-26
12/23/88	MizLou	UTEP (Independence Bowl)	W/38-18
10/9/82	ABC	Mississippi State (Jackson, Miss.)	W/20-14
12/19/81	MizLou	Missouri (Tangerine Bowl)	L/17-19
11/21/81	ABC	at Louisville	L/10-13
11/14/81	ABC	at Florida State	W/58-14
12/13/80	ABC	McNeese State (Independence Bowl)	W/16-14
9/6/80	ABC	at Tulane	W/17-14
10/6/79	ESPN	North Texas	W/30-10

Overall Record: 65-54



Bowl History

 **1953 Sun Bowl**
Pacific 26, Southern Miss 7

EL PASO, Texas — Mississippi Southern made its first bowl appearance here in El Paso, Texas, but it would be the College of the Pacific who would leave Texas as the winner, 26-7. Pacific scored the first points of the game and never looked back. Trailing 13-0 at the half, MSC received the kickoff and then fumbled the ball on the very next play, resulting in a Tiger touchdown. Coach Pie Vann's squad would lose four fumbles on the day. Mississippi Southern's only score came on a 73-yard march with little time remaining. Hugh Laurin Pepper scored on a two-yard run, and Peanuts Davenport kicked the extra point. Newspaper reports from the day after the game indicate that defensive tackle J. T. Shepard was the defensive standout for the Southerners. He blocked a punt and recovered it, as well as making some key tackles.

Scoring Summary



	1	2	3	4	Final
Pacific	6	7	7	6	26
Southern Miss	0	0	0	7	7

 **1954 Sun Bowl**
UTEP 37, Southern Miss 14

EL PASO, Texas—Although it was the second consecutive trip to the Sun Bowl for the Southerners, the result was the same as the UTEP quarterback and Sun Bowl MVP Dick Shinaut threw for two touchdowns, booted a 14-yard field goal, and led the Miners to a 47-20 victory over the Southerners. The Miners struck early, recovering a fumble in the MSC end zone for the first score. UTEP built up a 30-7 halftime lead. The MSC first score came on a Billy Jarrell 13-yard pass to Tommie Wood. The other MSC score came on a 13-yard run by Fred Smallwood in the third quarter.

Scoring Summary

	1	2	3	4	Final
UTEP	17	13	7	0	37
Southern Miss	0	7	7	0	14



 **1957 Tangerine Bowl**
West Texas A&M 20, Southern Miss 13

ORLANDO, Fla.—Mississippi Southern Coach Pie Vann called this 20-13 loss to West Texas State "my toughest loss ever," although Vann would go on to coach 11 years. The Southerners jumped out to an early 13-0 lead at halftime and were threatening early in the third quarter when the Buffaloes' defensive back Ron Mills returned an interception 75 yards for a touchdown to ignite West Texas State. J. C. Arban scored MSC's first touchdown on a 51-yard Statue of Liberty play, and Bobby Hughes threw a 53-yard bomb to Jerry Taylor for Mississippi Southern's other score. But it was not enough, as Mills scored on a two-yard romp, and quarterback Bubba Hillman scampered 19 yards for the other score, stealing victory away from Mississippi Southern. The following day the Orlando Sentinel called the game the "best in 11 years."

Scoring Summary

	1	2	3	4	Final
West Texas A&M	0	0	6	14	20
Southern Miss	0	13	0	0	13

 **1958 Tangerine Bowl**
Texas A&M Commerce 10, Southern Miss 9

ORLANDO, Fla.—Mississippi Southern had every opportunity in the world to win the 12th Annual Tangerine Bowl, but East Texas State found a way to postpone an MSC Bowl victory, defeating the Southerners 10-9. The Lions scored the first touchdown of the game when Garry Berry went in from the three-yard line. MSC quarterback George Sekul then engineered a drive that resulted in his scoring on a one-yard plunge. Before the half ended, the Lions center snapped the ball over the punter's head and out of the end zone, giving Coach Pie Vann's club a 9-7 halftime lead. With 7:47 left in the game, East Texas State's Neal Hinson connected on a 31-yard field goal that was the eventual winning score. Southern's Curry Juneau was cited for his outstanding defensive play.

Scoring Summary

	1	2	3	4	Final
Texas A&M - Commerce	7	0	0	3	10
Southern Miss	7	0	2	0	9




Bowl History



1980 Independence Bowl

Southern Miss 16, McNeese State 14



SHREVEPORT, La.—Golden Eagle fans would have to wait until USM's fifth bowl appearance before they could claim a victory. The Eagles' Winston Walker hit a 36-yard field goal, and Clemon Terrell scored on a 14-yard run in the first quarter to give USM the early advantage.

USM, though, fell behind 14-10 late in the third quarter. With just 1:17 remaining, USM's Mike Woodard scored on a one-yard plunge to ensure a 16-14 Golden Eagle victory. For his stellar play, Jerald Baylis was named the defensive MVP.

Scoring Summary

	1	2	3	4	Final
Southern Miss	10	0	0	6	16
McNeese State	0	7	7	0	14

- 1st** USM - Walker 36 field goal, 2:09
USM - Terrell 14 run, Walker kick, 0:13
- 2nd** MSU - Jordan 1 run, Stump kick, 0:44
- 3rd** MSU - Starring 4 run, Stump kick, 7:43
- 4th** USM - Woodard 1 run, kick failed, 1:17

	USM	MSU
First Downs	14	14
Offensive plays	68	76
Yards Per Play	3.7	5.3
Rushing Att.-Yds.	50-181	64-262
Passing Att./Comp./Int.	18/8/1	12/6/0
Passing Yards	69	139
Total Offense	250	401
Return Yards	26	29
Fumbles/Lost	2/1	4/0
Penalties/Yards	4/36	8/69
Punts/Avg.	6/34.8	9/38.1
Third Down Conversions	2/14	3/17
Time of Possession	30:40	29:20

Rushing

USM: Collier 14-63; Winder 18-48; Terrell 7-33, TD; Woodard 6-27, TD; Floyd 5-10

MSU: Starring 23-82, TD; McClendon 20-97; Polaski 4-12; Jordan 12-50, TD; 5-21

Passing

USM: Collier 17-8-1, 69 yards; Floyd 1-0-0

MSU: Starring 12-6-0, 139 yards

Receiving

USM: Harvey 3-24; Horn 2-23; Livings 1-17; Lipps 1-8; Floyd 1- minus 3

MSU: Barrouse 2-69; McClendon 2-31; Landry 1-22; Kusar 1-17

Tackles (U-A-TT)


USM: Baylis 10-2-12; Lewis 9-0-9; Jackson 6-3-9

MSU: Burokel 8-3-11; Carroll 6-2-8



1981 Tangerine Bowl

Missouri 19, Southern Miss 17



ORLANDO, Fla.—Missouri got four field goals from Bob Lucchesi and a three-yard touchdown run from Bobby Meyer on their way to a 19-17 victory over USM. Head Coach Bobby Collins' squad got a first half field goal by Steve Clark, but it was all the Eagles could manage. Sammy Winder scored

on a 4-yard run to bring the score closer at 13-10. USM's only other score was a 74-yard bomb from David Sellers to Louis Lipps late in the game. The Eagles' Bruce Miller was the game's defensive MVP.

Scoring Summary

	1	2	3	4	Final
Missouri	7	6	3	3	19
Southern Miss	0	3	7	7	17

- 1st** UM - Meyer 3 run, Lucchesi kick, 0:40
- 2nd** USM - Clark 37 field goal, 4:07
UM - Lucchesi 45 field goal, 2:05
UM - Lucchesi 41 field goal, 7:10
- 3rd** USM - Winder 4 run, Clark kick, 7:10
UM - Lucchesi 30 field goal, 0:14
- 4th** UM - Lucchesi 28 field goal, 10:52
USM - Lipps 74 pass from Sellers, Clark kick, 1:03

	UM	USM
First Downs	15	15
Offensive plays	66	72
Yards Per Play	4.6	3.6
Rushing Att.-Yds.	44-164	52-133
Passing Att./Comp./Int.	22/10/1	20/6/0
Passing Yards	141	128
Total Offense	305	261
Return Yards	97	122
Fumbles/Lost	1/0	2/1
Penalties/Yards	7/50	6/58

Punts/Avg.	7/35.9	8/34.5
Third Down Conversions	3/16	6/17
Time of Possession	29:33	30:27

Rushing

UM: Meyer 20-96, TD; White 18-62; Shorthose 3-11; Perry 2-minus 4; Caver 1-minus 1

USM: Winder 13-50, TD; Terrell 9-44; Floyd 7-23; Collier 20-16; Lipps 1-13; Sellers 2-minus 13

Passing

UM: Perry 22-10-1, 141 yards

USM: Collier 17-5-0, 54 yards; Sellers 3-1-0, 74 yards, TD

Receiving

UM: Caver 4-65; Gibler 1-38; White 1-20; Meyer 3-11; Thomas 1-7

USM: Lipps 1-74, TD; Powell 2-26; Floyd 2-18; Means 1-10




Bowl History



1988 Independence Bowl

Southern Miss 38, UTEP 18



SHREVEPORT, La.

—This game could be renamed "The James Henry Show." The USM defensive back/punt returner scored two second half touchdowns on punt returns of 65- and 45-yards. For his efforts, he took home both the offensive and defensive game MVP honors. USM's Shelton Gandy also

turned in a solid performance, scoring two touchdowns and putting UTEP completely out of the game. For the Golden Eagles it was only the second bowl win in school history.

Scoring Summary

	1	2	3	4	Final
UTEP	7	0	3	8	18
Southern Miss	3	7	21	7	38

1st UTEP - Barrett 30 pass from Hegarty, Jacke kick, 8:27
USM - Seroka 26 field goal, 3:53

2nd USM - Warnsley 3 pass from Favre, Seroka kick, 0:19

3rd USM - Henry 65 punt return, Seroka kick, 13:29
USM - Gandy 1 run, Seroka kick, 9:52
USM - Henry 45 punt return, Seroka kick, 5:38
UTEP - Jacke 37 field goal, 1:37

4th USM - Gandy 7 run, Seroka kick, 11:46
UTEP - Fuller 2 pass from Flores, Flores to Fuller, 8:50

	UTEP	USM
First Downs	19	17
Offensive plays	82	67
Yards Per Play	4.4	4.8
Rushing Att.-Yds.	38-53	41-168
Passing Att./Comp./Int.	44/23/0	26/15/2
Passing Yards	308	157
Total Offense	361	323
Return Yards	25	108
Fumbles/Lost	3/0	2/0
Penalties/Yards	10/95	5/45
Punts/Avg.	6/39.2	6/32.2
Third Down Conversions	4/18	2/12
Time of Possession	31:08	28:52

Rushing

UTEP: Fuller 9-31; Dixon 8-26; Meniffee 5-13; Flores 2-3; Forrest 1-1; Lopez 1-minus 1; Hegarty 11-minus 10

USM: Gandy 22-134, 2TD; Bradley 9-29; Warnsley 3-8; Favre 7-minus 3

Passing

UTEP: Hegarty 27-14-0, 203 yards, TD; Flores 17-9-0, 105 yards, TD

USM: Favre 26-15-2, 157 yards, TD

Receiving

UTEP: Barrett 9-119, TD; Adkison 4-55; Housler 3-49; Fuller 3-27, TD; Lopez 2-33; Bailey 1-19; Dixon 1-6

USM: Jackson 3-15; Tillman 2-44; Williams 2-28; Rowell 1-24; Warnsley 2-11, TD; Gandy 2-10; Rowell 1-24; Hansford 1-10

Tackles (U-A-TT)


UTEP: Sale 6-2-8; Morgan 3-5-8

USM: Kirksey 7-5-12; Valrie 3-3-6



1990 All American Bowl

North Carolina State 31, Southern Miss 27



BIRMINGHAM, Ala.

— The Golden Eagles made the trip to nearby Birmingham, Alabama, for their first appearance in the All American Bowl. Just two weeks earlier, USM hired former Golden Eagle quarterback Jeff Bower to direct the program. USM quarterback Brett Favre threw for 341

yards and two touchdowns, but it would not be enough, as North Carolina State went on to a 31-27 victory. For the Eagles, freshman receiver Mark Montgomery caught two Favre passes for touchdowns, while running backs Michael Welch and Tony Smith added touchdowns on the ground.

Scoring Summary

	1	2	3	4	Final
NC State	14	3	7	7	31
Southern Miss	6	8	7	6	27

1st USM - Montgomery 10 pass from Favre, kick failed, 8:06
NCSU - Jordan 10 run, Fowble kick, 5:26
NCSU - Downs 2 run, Fowble kick, 2:15

2nd USM - Montgomery 13 pass from Favre, Favre to Welch pass, 13:42
NCSU - Fowble 22 field goal, 0:27

3rd USM - Smith 1 run, Taylor kick, 8:47
NCSU - Jurgens 12 pass Jordan, Fowble kick, 1:02

4th NCSU - Manior 41 run, Fowble kick, 6:21
USM - Welch 5 run, pass failed, 3:09

	USM	NCSU
First Downs	19	23
Offensive plays	63	74
Yards Per Play	6.1	4.9
Rushing Att.-Yds.	24-44	49-193
Passing Att./Comp./Int.	39/28/1	25/15/1
Passing Yards	341	166
Total Offense	385	359
Return Yards	13	33
Fumbles/Lost	4/2	2/0
Penalties/Yards	9/73	7/67
Punts/Avg.	5/34.6	7/26
Third Down Conversions	4/10	3/13
Time of Possession	27:24	32:36

Rushing

USM: Smith 9-35, TD; Welch 2-11, TD; Nelson 1-6; E. Jackson 2-4; Dennis 1-2; R. Johnson 4-1; Favre 5-minus 15

NCSU: Manior 10-71, TD; Downs 9-53, TD; George 4-28; Shaw 7-18; Jordan 16-17, TD; T. Jackson 1-6; Cotton 1-2; Davenport 1-minus 2

Passing

USM: Favre 39-28-1, 341 yards, 2 TD

NCSU: Jordan 25-15-1, 166 yards, TD

Receiving

USM: M. Jackson 4-116; Montgomery 5-85, 2 TD; Pope 7-58; E. Jackson 6-39; Nelson 3-18; E. Williams 1-9; T. Smith 1-9; A. Harris 1-7

NCSU: Davenport 5-37; Harrison 2-29; Shaw 2-28; Jurgens 2-27, TD; W. Turner 1-16; George 1-12; Manior 1-10; Byrd 1-7

Tackles (UT-AT-TT)

USM: Haynes 7-5-12; Savage 4-3-7

NCSU: Williams 10-5-15; Carter 6-2-8



Bowl History



1997 Liberty Bowl

Southern Miss 41, Pittsburgh 7



MEMPHIS, Tenn.—Southern Miss capped off an amazing season by claiming a 41-7 victory over Big East opponent Pittsburgh in the Liberty Bowl before a crowd of 50,209 mostly Golden Eagle fans. The win ended USM's season at 9-3, which capped off a season that saw the Golden Eagles

earn a second consecutive Conference USA championship. The game was a showcase for both the USM offense and defense. Sherrod Gideon was named the game's Most Valuable Player after hauling in three touchdown passes from the arm of quarterback Lee Roberts. No. 22 Southern Miss combined the passing of Roberts to Gideon for three touchdowns with three defensive TDs for the 41-7 win. On a mission after being shut out of the bowl picture last year despite an 8-3 record, the Eagles capped it off with the Liberty Bowl victory and a perfect season in Conference USA. The 34-point margin of victory was the widest in the bowl's history, surpassing a pair of 30-point differences from the 1976 and 1994 contests.

Scoring Summary

	1	2	3	4	Final
Pittsburgh	0	7	0	0	7
Southern Miss	7	7	14	13	41

- 1st** USM - Gideon 31 pass from Roberts, Hardaway kick, 6:04
- 2nd** USM - Gideon 8 pass from Roberts, Hardaway kick, 11:27
PITT - Hoffart 89 pass from Gonzalez, Ferencik kick, 2:52
- 3rd** USM - Phenix 16 fumble return, Hardaway kick, 11:17
USM - Gideon 5 pass from Roberts, Hardaway kick, 00:00
- 4th** USM - Thomas 26 interception return, Hardaway kick, 13:45
USM - Parrish 63 interception return, kick failed, 11:05

	Pitt	USM
First Downs	16	15
Offensive plays	79	58
Yards Per Play	4.3	6.1
Rushing Att.-Yds.	38-150	31-125
Passing Att./Comp./Int.	41/16/2	27/18/1

Passing Yards	190	227
Total Offense	340	352
Return Yards	100	164
Fumbles/Lost	1/1	0/0
Penalties/Yards	8/72	6/40
Punts/Avg.	7/40.3	7/36.3
Third Down Conversions	6/20	5/12
Time of Possession	32:55	27:05

Rushing

- Pitt:** Barlow 9-68; West 19-56; Gonzalez 7-23; Thompson 3-3
- USM:** Shaw 17-62; Booth 7-49; Nance 5-20; Roberts 2-minus 6

Passing

- Pitt:** Gonzalez 29-13-2, 172 yards, TD; Lytle 12-3-0, 18 yards
- USM:** Roberts 26-18-1, 227 yards, 3 TDs; Balazik 1-0-0

Receiving

- Pitt:** Hoffart 5-121, TD; J. Williams 4-21; Barlow 2-20; Murphy 2-18; West 2-6; T. Thompson 1-4
- USM:** Gideon 7-111, 3 TDs; Hardy 4-43; Pinkston 2-43; H. Shaw 2-17; Heard 2-15; E. Shaw 1- minus 2

Tackles (U-A-TT)

- Pitt:** Coakley 5-8-13; McGhee 4-6-10
- USM:** Kenney 3-3-6; Mallard 4-2-6; Pollard 5-1-6; Surtain 5-1-6



1998 Humanitarian Bowl

Idaho 42, Southern Miss 35



BOISE, Idaho—Leading 21-7 with a 1st and 10 at the Idaho 38 yard line and 8:13 left in the first half, Southern Miss appeared well on its way to a second straight bowl victory. However, the Golden Eagles did not convert that scoring opportunity, and, before the first half ended, the Vandals

scored three times to take a 28-21 lead into the locker room before a crowd of 19,664 at the Humanitarian Bowl. The two teams fought to a 14-14 standoff in the second half, though Southern Miss did tie the score at 35 with 6:37 left in the game, and, after Idaho scored to take a 42-35 lead, the Golden Eagles had one final opportunity to tie the game but moved as far as their own 40 yard line before losing a fumble that allowed the Vandals to run out the clock. Several Golden Eagle players had big games, including freshman running back Derrick Nix, who capped his first season with a 29-carry, 122-yard performance; quarterback Lee Roberts, who ended his college career with a 30-of-51 passing performance that netted 342 yards and a pair of touchdowns; and, junior wideout Sherrod Gideon, who caught both Roberts TDs and finished with 12 catches

for 117 yards. Roberts earned game MVP honors for his performance. Southern Miss won the rushing and passing yardage battles with a 170-153 edge in rushing and a solid 362-291 margin in passing. However, the Golden Eagles also lost five of six fumbles, while managing to force three Idaho fumbles, all recovered by USM.

Scoring Summary

	1	2	3	4	Final
Idaho	7	21	7	7	42
Southern Miss	13	8	0	14	35

- 1st** USM - Gideon 2 pass from Roberts, Hardaway kick, 6:01
UI - Thomas, Jer 98 kick return, Davis kick, 5:44
- USM - Nix 8 run, kick failed, 0:48
- 2nd** USM - Nix 1 run, Roberts to Gideon pass, 10:09
UI - Townsley 12 pass from Welsh, Davis kick, 5:32
UI - Roberg 21 pass from Welsh, Davis kick, 4:07
UI - Moody 2 pass from Welsh, Davis kick, 0:00
- 3rd** UI - Thomas, Joel 1 run, Davis kick, 2:59
- 4th** USM - Gideon 7 pass from Robert, Hardaway kick, 9:25
USM - Nix 15 run, Hardaway kick, 6:37
UI - Prestimonico 28 pass from Welsh, Davis kick, 2:01

	USM	UI
First Downs	25	26
Offensive plays	92	75
Yards Per Play	5.2	5.6
Rushing Att.-Yds.	40-117	34-130
Passing Att./Comp./Int.	52/31/0	41/24/0
Passing Yards	362	291
Total Offense	479	421
Return Yards	19	60
Fumbles/Lost	6/5	3/3
Penalties/Yards	5/44	9/59
Punts/Avg.	4/43.5	5/39.0
Third Down Conversions	7/17	4/12
Time of Possession	31:23	28:37

Rushing

- USM:** Nix 29-122, 3 TDs; Woods 3-15; Roberts 8- minus 20
- UI:** Joel Thomas 22-86, TD; Welsh 11-48; Alderson 1 -4

Passing

- USM:** Roberts 51-30-0, 342 yards, 2 TDs; Purser 1-1-0, 20 yds.
- UI:** Welsh 41-24-0, 291 yards, 4 TDs

Receiving

- USM:** Gideon 12-117, 2 TDs; Pinkston 7-101; Shaw 5-83; Nix 3-29; Heard 2-7; Thomas 1-20; Gullely 1-5
- UI:** Prestimonico 5-61, TD; Jones 4-49; Townsley 4-62, TD; Joel Thomas 4-42; Roberg 2-35, TD; Lacy 2-22; Jer. Thomas 1-minus 1; Alderson 1-19; Moody 1-2, TD

Tackles (UT-AT-TT)

- USM:** Gonzalez 8-3-11; Slaughter 6-2-8; Bell 6-2-8
- UI:** Skinner 9-11-20; Nofoaiga 9-2-11



Bowl History



1999 Liberty Bowl

Southern Miss 23, Colorado State 17



MEMPHIS, Tenn.—

The Southern Miss defense, which had been regarded as one of the best in school history all season long, made a strong argument for that case as it held Colorado State to only 268 total yards, its second-lowest of the season, in a hard-fought 23-17 win. The win was

the second Liberty Bowl championship for the Golden Eagles in three years. In 1997, Southern Miss defeated Pittsburgh 41-7. Unlike 1997, when the Golden Eagle offense put on an offensive clinic, the Southern Miss offense struggled, but was rescued by the stingy play of the Golden Eagle defense. Southern Miss managed only 187 yards, but the Golden Eagle defense held when it counted most. In the second half, USM held Colorado State scoreless despite being on the field for 19 minutes. After the game, a jubilant Jeff Bower praised his defense. "I'm officially declaring this the best Southern Miss defense ever," said Bower.

Scoring Summary

	1	2	3	4	Final
Colorado State	3	14	0	0	17
Southern Miss	13	7	3	0	23

1st USM - Williams 5 fumble return, Hanna kick, 13:11
 CSU - Hurst 35 field goal, 8:54
 USM - Frances recovered blocked punt in endzone, kick failed, 4:35

2nd CSU - Rice 2 run, Hurst kick, 7:45 CSU - Woolstenhulme 38 pass from Newton, Hurst kick, 3:32

USM - Nix 3 run, Hanna kick, 0:26

3rd USM - Hanna 25 field goal, 9:35

	USM	CSU
First Downs	11	15
Offensive plays	64	78
Yards Per Play	2.9	3.4
Rushing Att.-Yds.	34-62	32-40
Passing Att./Comp./Int.	30/13/1	46/20/1
Passing Yards	125	228
Total Offense	187	268
Return Yards	68	109
Fumbles/Lost	2/1	3/2
Penalties/Yards	11/59	8/71
Punts/Avg.	9/34.3	5/15.9
Third Down Conversions	3/18	5/18
Time of Possession	24:58	35:02



2000 GMAC Bowl

Southern Miss 28, TCU 21



MOBILE, Ala.—

In a game that featured the top two defenses in the nation, it was the Southern Miss offense that took center stage in the end. Down 21-14 entering the fourth quarter, the Golden Eagles scored two touchdowns on the nation's top defense in the final frame, converting on

quarterback Jeff Kelly's touchdown passes of 56 and 29 yards, respectively. The final score came with :08 seconds left in the game, as Southern Miss wide receiver Kenneth Johnson grabbed a 29-yard touchdown pass to lift the Golden Eagles to the 28-21 victory over No. 13 TCU in the 2000 GMAC Mobile Alabama Bowl. Earlier in the fourth, Kelly connected with LeRoy Handy for a 56-yard scoring strike with 7:24 remaining. The win was Southern Miss' third bowl victory in four seasons and also marked the fifth-straight year that the team finished with seven or more victories in a season. The Golden Eagles defense, ranked second in the nation, held NCAA-leading rusher and Heisman Trophy finalist LaDainian Tomlinson to a season-low 118 yards on the ground. Handy finished as the bowl's Offensive MVP after grab-

bing five receptions for 84 yards and two touchdowns. Leo Barnes, who returned an interception 50 yards for a score in the first quarter, earned Defensive MVP honors.

Scoring Summary

	1	2	3	4	Final
TCU	7	0	14	0	21
Southern Miss	7	0	7	14	28

1st TCU - Layne 3 pass from Printers, Kaylakie kick, 7:51
 USM - Barnes 50 int. return, Hanna kick, 6:08
3rd USM - Handy 9 pass from Kelly, Hanna kick, 13:06
 TCU - Tomlinson 7 run, Kaylakie kick, 9:52
 TCU - Tomlinson 33 run, Kaylakie kick, 4:58

4th USM - Handy 56 pass from Kelly, Hanna kick, 7:24
 USM - Johnson 29 pass from Kelly, Hanna kick, :08

	TCU	USM
First Downs	16	15
Offensive plays	66	59
Yards Per Play	4.1	5.4
Rushing Att.-Yds.	43-150	36-158
Passing Att./Comp./Int.	10/22/2	11/23/0
Passing Yards	115	159
Total Offense	265	317
Return Yards	142	100
Fumbles/Lost	2/0	0/0
Penalties/Yards	8/68	5/35
Punts/Avg.	6/33.3	4/40.5
Third Down Conversions	9/16	5/14
Time of Possession	32:41	27:19

Rushing

TCU: Tomlinson 28-118, 2 TDs; Layne 7-31
USM: Nance 16-104; Kelly 11-43; Woods 8-12

Passing

TCU: Printers 10-22-2, 115 yards, 1 TD
USM: Kelly 11-23-0, 159, 3 TDs

Receiving

TCU: Brown 3-37; Layne 3-14, 1 TD; Dunbar 2-42; Maiden 2-22
USM: Handy 5-84, 2 TDs; Garner 3-42, Johnson 1-29, 1TD

Tackles (U-A-TT)

TCU: Owens 5-1-6; Fuller 4-2-6; Schobel 5-0-5
USM: Davis 14-0-14; Magee 6-2-8; C. Scott 6-0-6; Moore 5-1-6



Bowl History



2002 Houston Bowl

Oklahoma State 33, Southern Miss 23



HOUSTON, Texas—For three-and-a-half quarters Southern Miss challenged Oklahoma State, but the Cowboys overtook the Golden Eagles in the final half of the fourth quarter to win, 33-23, in the third annual Houston Bowl. Rashaun Woods caught nine catches for 164 yards and a

touchdown to lead OSU and collected Houston Bowl Most Valuable Player honors.

Dustin Almond came in on the Golden Eagles' second drive of the game and remained in the contest as Southern Miss' quarterback. He finished the game completing 11-of-27 passes for 173 yards and rushing 17 times for 54 yards and one touchdown. James Walley led the Golden Eagles with 21 carries for 74 yards and one touchdown. Chris Johnson led Southern Miss in receiving with five catches for 67 yards.

Scoring Summary

	1	2	3	4	Final
Southern Miss	3	10	10	0	23
Oklahoma State	10	10	0	13	33

- 1st** OSU - Denard 3 pass from Fields, Phillips kick, 10:39
OSU - Phillips 46 field goal, 7:50
USM - Jones 38 field goal, 2:51
- 2nd** USM - Almond 13 run, Jones kick, 10:32
OSU - Phillips 52 field goal, 8:05
USM - Jones 24 field goal, 2:29
OSU - Woods 51 pass from Fields, Phillips kick, 1:38
- 3rd** USM - Walley 2 run, Jones kick, 11:50
USM - Jones 30 field goal, 4:13
- 4th** OSU - Phillips 28 field goal, 14:56
OSU - Bell 22 run, Phillips kick, 8:07
OSU - Phillips 24 field goal, 5:15

	USM	OSU
First Downs	17	21
Offensive plays	71	73
Yards Per Play	4.5	6.9
Rushing Att.-Yds.	43/148	33/194
Passing Att./Comp./Int.	11/28/1	40/21/1
Passing Yards	173	310
Total Offense	321	504
Return Yards	181	156
Fumbles/Lost	1/0	0/0
Penalties/Yards	8/57	10/97

Punts/Avg.	7/44.1	4/41.5
Third Down Conversions	2/15	4/16
Time of Possession	30:32	29:28

Rushing

USM: Walley 21-74, 1 TD; Almond 17-54, 1 TD; C. Johnson 2-16; Harris 2-6, Team 1-minus 2
OSU: Bell 13-160, 1 TD; Shaw 12-37; Fields 6-1; Team 2-minus 4

Passing

USM: Almond - 11-27-0, 173 yards, 0 TD; D'Angelo 0-1-1, 0 yards, 0 TD
OSU: Fields 21-40-1, 310 yards, 2 TD

Receiving

USM: C. Johnson 5-67; Walley 2-45; Browden 1-44; Young 1-8; Garner 1-5; Handy 1-4
OSU: Woods 9-164, 1 TD; Johnson 3-47; Davis-Bryant 3-37; Lewis 2-19; Bajema 1-33; Lindsay 1-8; Denard 1-3, 1 TD; Bell 1-minus 1


Tackles (U-A-TT)

USM: Pruitt - 6-9-15; Davis 6-5-11; Henley 4-6-10; Boley 2-6-8
OSU: Massey 4-5-9; Craig 6-1-7; Williams 6-1-7; Robinson 2-5-7



2003 Liberty Bowl

Utah 17, Southern Miss 0



MEMPHIS, Tenn.—The 2003 AXA Liberty Bowl was deemed the battle of champions, and in the end, it was just that – at least on the defensive side of the ball. Utah did just enough on offense to take a 17-0 victory over Southern Miss in a tough, defensive clash at Liberty Bowl Memorial Stadium.

The defenses were so good that the two teams managed to convert only 4-of-31 third down attempts, two by each team. Utah was averaging 381 yards a game coming in but netted only 228 against the Golden Eagle defense, and Southern Miss had just 213 yards, as compared to the 334 yards per game prior to the game. The game also marked the first time that Southern Miss had been shut out since the 1995 season, when the team fell 42-0 to Tennessee.

The Utes' offensive total included 104 yards on the ground. Running back Brandon Warfield paced Utah with a game-high 91 yards and one touchdown.

The Golden Eagles had a chance to get on the board first in the opening quarter, but Darren McCaleb's 47-yard field goal attempt fell short, keeping the game

scoreless at the 9:40 mark.

Running back Anthony Harris led Southern Miss with 70 yards on 14 carries, while Dustin Almond finished with 122 yards on 11-of-13 passing. Senior All-American linebacker Rod Davis ended his decorated Southern Miss career with a game-high 16 tackles, including eight solos, and was named the Golden Eagles' Defensive Player of the Game. He became the school's all-time leader in total tackles, notching 526 in his career.

Scoring Summary

	1	2	3	4	Final
Utah	0	7	0	10	17
Southern Miss	0	0	0	0	0

2nd Utah - Warfield 5 run (Borreson kick), 4:41

4th Utah - Borreson 19 field goal, 3:24
Utah - Scallely 74 fumble return (Borreson kick), 1:36

	UTAH	USM
First Downs	12	11
Offensive Plays	64	69
Rushing Att.-Yds.	45-104	30-69
Passes Att-Comp-Int	19-8-1	39-13-0
Passing Yards	124	144
Total Offense	228	213
Return Yards	105	76
Fumbles-Lost	6-2	4-4
Penalties-Yards	12-85	12-92
Punts-Avg	9-37.9	8-45.8
Third-Down Conversions	2 of 15	2 of 16
Time of Possession	33:24	26:36

Rushing

UTAH: Warfield 27-91, 1TD; Smith 13-42; Savoy 1-12; Team 4-minus 41
USM: Harris 14-70; Blackwell 3-18; Hardy 3-2; Almond 9-minus 10; D'Angelo 1-minus 11.

Passing

UTAH: Smith 8-19-1, 124 yds.
USM: Almond 11-33-0, 122 yds.; D'Angelo 2-6-0, 22 yds.

Receiving

UTAH: Warren 5-72; Savoy 1-41; Moa 1-6; Latendresse 1-5
USM: Blackwell 3-30; Courington 2-34; Browden 2-33; Lawrence 2-27; Johnson 1-9; Hardy 1-6; Harris 1-5; Young 1-0.

Tackles (U-A-TT)

UTAH: Holdcraft 4-4-8; Toone 3-5-8; Revill 5-1-6
USM: Davis 8-8-16; Boley 10-3-13; Pruitt 7-3-10.



Bowl History



2004 New Orleans Bowl

Southern Miss 31, North Texas 10



New Orleans, La.—Southern Miss led from start to finish and cruised to a 31-10 victory over North Texas in the New Orleans Bowl at the Louisiana Superdome.

The Golden Eagles opened with a 37-yard Dustin Almond to Otho Graves scoring combination, and then tacked on to that lead

with a 1-yard score by Almond.

In the second quarter, North Texas answered with a 24-yard field goal from Nick Bazaldua, but the Golden Eagles extended its lead on Darren McCaleb's 45-yard field goal second before the half.

After a scoreless third quarter, Southern Miss all but put the game away with a pair of touchdowns -- Michael Boley's 62-yard interception return and a 1-yard scoring run by Sherron Moore.

North Texas finished the scoring with an 11-yard touchdown pass from Scott Hall to Johnny Quinn with one second remaining, ending the game, 31-10.

Boley was named the 2004 Wyndham New Orleans Bowl MVP, finishing the game with eight tackles, three tackles for loss and two sacks.

Almond finished with 247 passing yards, his second highest total of the season, as he completed 16-of-30 attempts, while Anthony Harris finished with 14 carries for 104 yards.

Antwon Courington led the receivers with five catches for 57 yards, and Graves led the team with 58 receiving yards on three catches.

Jamario Thomas, the leading rusher in the nation entering the game, finished with 92 rushing yards, Quinn finished with eight catches for 92 yards, and Hall finished with 134 passing yards for North Texas.

Scoring Summary

	1	2	3	4	Final
Southern Miss	14	3	0	14	31
North Texas	0	3	0	7	10

1st USM - Graves 37 pass from Almond, McCaleb kick, 11:01
USM - Almond 1 run, McCaleb kick, 6:13

2nd NT - Bazaldua 24 field goal, 10:08
USM - McCaleb 45 field goal, 00:15

4th USM - Boley 62 int. return, McCaleb kick, 12:52
USM - Moore 1 run, McCaleb kick, 01:26
NT - Quinn 11 pass from Hall, Bazaldua kick, 00:01

	USM	NT
First Downs	17	17
Offensive Plays	62	69
Yards per Play	6.5	3.1
Rushing Att.-Yds.	32-156	39-78
Passes Att./Comp./Int.	30/16/1	30/15/2
Passing Yards	247	134
Total Offense	403	212
Return Yards	148	46
Punts/Avg.	3/46.0	8/43.0
Fumbles/Lost	3/2	2/1
Penalties/Yards	9/60	1/0
Third-Down Conversions	4/13	3/14
Possession Time	27:32	32:28

Rushing

USM: Harris 14-104; Moore 10-33, 1TD; Thomas 4-24; Weakley 1-2; Almond 3-minus 7, 1TD

NT: Thomas 29-92; Mitchell 1-1; Moore 1-1; Hall 8-minus 16

Passing

USM: Almond 16-30-1, 247 yards, 1TD

NT: Hall 15-30-2, 134 yards, 1TD

Receiving

USM: Courington 5-57; Graves 3-58, 1TD; Perine 2-25; Thomas 2-3; Williams 1-47; Harris 1-33; Lawrence 1-17; Young 1-7

NT: Quinn 8-92, 1TD; Blount 3-13; Culbertson 1-10; Mitchell 1-8; Jackson 1-7; Thomas 1-4

Tackles (U-A-TT)

USM: Boley 5-3-8; Coley, T. 6-1-7; Cash 5-2-7

NT: Holman 6-4-10; Knowlton 6-3-9; Buckles 5-1-6; Awasom 4-2-6; Early 2-4-6

4th USM - Nelson 6 pass from Almond, McCaleb kick, 8:22

	USM	ASU
First Downs	25	16
Offensive Plays	82	59
Rushing Att.-Yds.	50-192	40-119
Passes Att./Comp./Int.	32/17/0	19/10/1
Passing Yards	253	213
Total Offense	445	332
Return Yards	46	93
Punts-Avg.	3/38.3	6/31.2
Third-Down Conversions	7/14	4/13
Time of Possession	34:24	25:36

Rushing

USM: Hull 37-161; Mason 6-34; Almond 3-11; Thomas 1-9; Weakley 1-3; Team 2-minus 26

ASU: Noce 17-55; Bracey 14-40; Warren 7-20; Jones 2-4

Passing

USM: Almond 17-32-0-253

ASU: Noce 10-19-1-213

Receiving

USM: Nelson 6-121; Perine 3-60; Carter 2-26; Barnes 2-23; Causey 2-12; Williams 2-11

ASU: Vincent 3-53; Burton 2-8; Dejohnette 1-49; Jones 1-43; Smith 1-43; Bracey 1-20; Hampton, Ed 1-minus 3

Tackles (U-A-TT)

USM: T. Coley 9-1-10; Abanikanda 6-1-7; Sumrall 5-2-7

ASU: Anderson 9-0-9; Johnson 8-1-9



2005 New Orleans Bowl

Southern Miss 31, Arkansas State 19



Lafayette, La.—Career-high performances from Cody Hull and Shawn Nelson, the 2005 New Orleans Bowl MVP, helped Southern Miss earn a 31-19 victory over Arkansas State.

Nelson finished with a team-high six catches for 121 yards and two. His 121 yards also set a Southern

Miss bowl record, surpassing Sherrod Gideon's 117-yard total in the Humanitarian Bowl vs. Idaho in 1998.

Hull finished with a career-high 37 carries for 161 yards, both New Orleans Bowl and Southern Miss bowl records. Hull's totals surpassed Derrick Nix's 29 carries against Idaho in the 1998 Humanitarian Bowl and a 124 rushing yard performance by Shelton Gandy against UTEP in the 1988 Independence Bowl.

After a scoreless first quarter, the Golden Eagles took the first lead of the game on a 31-yard field goal by Darren McCaleb. Arkansas State then answered with a 44-yard field goal from Eric Neihouse, knotting the game at 3-3 with 6:57 to play before halftime.

Southern Miss scored on its ensuing drive, on a Cole Mason 5-yard touchdown run, but the lead was shortlived

as the Indians added a four-yard run by Nick Noce with six seconds remaining before the half, tying the game, 10-10.

Southern Miss retook the lead in the third quarter on a 1-yard run by Hull, but Noce found Manuel Burton for a two-yard touchdown, knotting the game with 8:51 remaining in the third quarter.

The Golden Eagles then took the lead for good on the next drive, when Almond and Nelson connected on a 29-yard touchdown. Arkansas State added a safety following a bad snal on a punt attempt, but Almond found Nelson for a six-yard touchdown, with 8:22 remaining, to make the final margin of victory.

Almond finished with 253 passing yards, completing 17-of-32 passes for 253 yards and two touchdowns.

Scoring Summary

	1	2	3	4	Final
Arkansas State	0	10	9	0	19
Southern Miss	0	10	14	7	31

2nd USM - McCaleb 31 field goal, 9:20
ASU - Neihouse 45 field goal, 6:37
ASU - Mason 5 run, McCaleb kick, 2:05
ASU - Noce 4 run, Neihouse kick

3rd USM - Hull 1 run, McCaleb kick, 11:44
ASU - Burton 2 pass from Noce, Neihouse kick, 8:51
USM - Nelson 29 pass from Almond, McCaleb kick, 6:08
ASU - Team Safety, 2:22



Bowl History



2007 GMAC Bowl Southern Miss 28, Ohio 7



Southern Miss scored three second-quarter touchdowns to defeat Mid-American Conference foe Ohio, 28-7, in the Eighth Annual GMAC Bowl at Ladd-Peebles Stadium.

After a scoreless opening quarter, true freshman Tory Harrison got the Golden Eagles on the scoreboard with a 43-yard rushing touchdown with 8:33

left in the period. It was the longest rushing touchdown of the year for Southern Miss as his score ended an eight-play, 90-yard drive.

Fellow freshman Damion Fletcher added a two-yard run for a score with 3:03 remaining before halftime to give the Golden Eagles an insurmountable advantage. Fletcher, the game's most valuable player, finished the contest with 58 yards on 20 carries to go along with three receptions for 28 yards.

Then it was the defense's turn to get in on the scoring barrage right before the half.

The game's defensive most valuable player, James Denley, picked off a Brad Bower pass and returned it 18 yards for a score to complete the Golden Eagles second-quarter scoring with 1:13 to play. The 21 points tied a season-high for a quarter with which they did two

other times during the year. It also marked the seventh non-offensive touchdown for Southern Miss during the campaign – the most in a season in the Jeff Bower era.

The offense then put the game out of reach to start the third quarter as the Golden Eagles took the opening kickoff and put together a drive that spanned 80 yards and 17 plays. More importantly, the drive consumed 9:55 of the game clock. Fletcher then ended the drive with a nine-yard scoring run for his second score of the game.

Junior quarterback Jeremy Young helped keep the drive alive with a 17-yard pass to Anthony Perine on a 3rd-and-10. Young ended the game as the offensive most valuable player, as he finished the day with 160 yards passing on 14-of-22 attempts and an interception.

Scoring Summary

	1	2	3	4	Final
Ohio	0	0	0	7	7
Southern Miss	0	21	7	0	28

- 2nd** USM – Harrison 43 run (McCaleb kick), 8:33
 USM – Fletcher 2 run (McCaleb kick), 3:03
 USM – Denley 18 interception return (McCaleb kick), 1:13
- 3rd** USM – Fletcher 9 run (McCaleb kick), 5:05
- 4th** OU – Christy 13 pass from Everson (Lasher kick), 9:34

	OU	USM
First Downs	12	17
Rushing Att.-Yds.	22-47	39-124
Passing Yards	177	160

Passes Att-Comp-Int	37-15-2	22-14-1
Offensive Plays	65	65
Total Offense	224	284
Return yards	75	36
Punts-Avg.	5-37.0	4-41.8
Fumbles-Lost	0-0	1-0
Penalties-Yards	6-39	6-50
Third-Down Conversions	3 of 15	7 of 14
Possession Time	24:55	35:05

Rushing

- OU:** McRae 10-37; Bower 3-9; Owens 2-7; Mayle 1-4; Garrett 1-3; Norwood 1-3; Everson 4-(-16).
- USM:** Harrison 9-68, 1 TD; Fletcher 20-58, 2 TD; Weakley 2-11; Chanove 4-(-5); Young 4-(-8).

Passing

- OU:** Everson 34-14-1, 175 yards, 1 TD; Bower 3-1-1, 2 yards.
- USM:** Young 22-14-1, 160 yards.

Receiving

- OU:** Mayle 4-56; Norwood 3-36; Christy 2-43, 1 TD; Nwokocha 2-28; Price 2-6; Garrett 1-6; Owens 1-2.
- USM:** Barnes 4-59; Perine 3-37; Fletcher 3-28; Weakley 2-19; Gray 1-13; Johnson 1-4.

Tackles

- OU:** Russ 5-4-9, 1 TFL; Graham 4-2-6, 1.5 TFL; Muncy 2-4-6, 2 TFL; Hodge 3-2-5, 1 TFL; Wright 2-24, 1.5 TFL, 1 INT, 1 PBU, 1 Sack.
- USM:** McRath 8-5-13, 3 TFL; Denley 3-1-4, 1 INT, 1 PBU; Richmond 3-1-4, 1 INT, 1 PBU; Abanikanda 3-1-4; Hendrix 3-1-4, 2 PBU.



2007 Papajohns.com Bowl Cincinnati 31, Southern Miss 21



Ben Mauk completed 30-of-52 passes for 334 yards and four scores as 20th-ranked Cincinnati collected a 31-21 victory over Southern Miss in the 2nd annual Papajohns.com Bowl at Legion Field in Birmingham.

DeAngelo Smith led an opportunistic Bearcats defense, intercepting Southern Miss quarterback Jeremy Young three times.

Dominick Goodman hauled in seven passes - including two touchdowns - for 95 yards and Connor Barwin and Antwan Giddens also finished with seven receptions each. Mauk was intercepted three times, but also rushed for 41 yards.

Young was 18-for-32 for 122 yards passing with a pair of touchdowns in addition to the three picks. The senior also rushed for 55 yards and a score in his final collegiate outing.

Damion Fletcher carried 29 times for 155 yards, but the Golden Eagles were unable to generate any offense on their final two scoring opportunities and had a two-game win streak snapped in their last game under long-time head coach Jeff Bower.

Down 31-14 following a pair of Cincinnati scores late in the third quarter, Southern Miss didn't go away, driving 76 yards to pull back within 10 points. Young hit

Chris Johnson over the middle for a five-yard TD to complete the drive with 9:37 remaining.

The Eagles then attempted an onside kick, and momentarily appeared to have recovered, but Barwin emerged with the ball, positioning the Bearcats in USM territory. The Southern Miss defense held, but on the following series Fletcher was stopped short of converting a 4th-and-1 from the 14, seemingly killing the team's comeback chances.

Mauk threw an interception in the end zone, giving the Eagles one final opportunity, but on 4th-and-22 from the 32, Young was intercepted by Smith for the third time on the day, stifling the final threat.

Scoring Summary

	1	2	3	4	Final
Southern Miss	7	7	0	7	21
Cincinnati	0	14	17	0	31

- 1st** USM – Nelson 10 pass from Young (Estes kick), 5:23
- 2nd** UC – Goodman 14 pass from Mauk (Rogers kick), 6:12
 UC – Goodman 5 pass from Mauk (Rogers kick), 0:24
- 3rd** UC – Jackson 39 pass from Mauk (Rogers kick), 13:17
 UC – Young 1 run (Estes kick), 6:48
 UC – Giddens 10 pass from Mauk (Rogers kick), 4:08
 UC – Rogers 22 field goal, 0:05
- 4th** USM – Johnson 5 pass from Young (Estes kick), 9:37

	USM	UC
First Downs	19	21
Rushing Att.-Yds.	49-217	26-71
Passing Yards	122	334

Passes Att-Comp-Int	32-18-3	52-30-3
Offensive Plays	81	78
Total Offense	339	405
Return yards	47	90
Punts-Avg.	6-39.2	4-47.0
Fumbles-Lost	0-0	1-1
Penalties-Yards	8-80	8-51
Third-Down Conversions	6 of 17	6 of 14
Possession Time	33:36	26:24

Rushing

- USM:** Fletcher 29-155; Young 17-55, 1 TD; Harrison 2-7; Barefoot 1-0.
- UC:** Mauk 12-41; Moore 4-18; Ramsey 6-0; Glatthaar 1-7; Benton 1-0; Team 2-(-4).

Passing

- USM:** Young 32-18-3, 122 yards, 2 TDs
- UC:** Mauk 52-30-3, 334 yards, 4 TDs.

Receiving

- USM:** Fletcher 7-50; Nelson 3-18, 1 TD; Magee 2-15; Johnson 2-13, 1 TD; Morgan 2-8; Harrison 1-18; Baptiste 1-0.
- UC:** Goodman 7-95, 2 TDs; Barwin 7-86; Giddens 7-64, 1 TD; Jackson 3-46, 1 TD; Howard 2-24; Barnett 2-17; Moore 1-3; Benton 1-(-1).

Tackles

- USM:** Henderson 8-0-8, 1 Sack, 2 TFL; McRath 6-2-8, 2 TFL; Sumrall 7-0-7, 1 INT, 1 PBU.
- UC:** Bryd 8-1-9, 2 Sacks, 3 TFL; Nakamura 7-2-9, 1 TFL; Williams 7-0-7.



Bowl History



2008 New Orleans Bowl

Southern Miss 30, Troy 27 (OT)



Michael McGee blocked Sam Glusman's 28-yard overtime field goal attempt, giving Southern Miss a come-from-behind 30-27 victory.

Britt Barefoot managed to push a 39-yard attempt off the left upright and through for a three-point USM lead in the opening of overtime.

On Troy's ensuing drive, Glusman lined up at the left hashmark for a 28-yard attempt, but his try was smothered at the line by McGee.

Austin Davis threw for 276 yards and two touchdowns on 20-of-34 passes for USM, who ended the season by winning their final five games.

Gerald Baptiste and Johnathan Massey posted TD receptions and Damion Fletcher gained 78 yards on 14 carries with a TD for Southern Miss, which dealt with the loss of wideout DeAndre Brown with a serious leg injury in the first quarter.

Behind 27-17 deficit with 9 1/2 minutes left, the Eagle defense stopped Troy on a 4th-and-1 from their 39, and five plays later Davis found Massey wide open for a 35-yard touchdown and with the extra point were within three.

The Trojans went three-and-out on the next drive, and Fletcher's 22-yard dash helped set up Barefoot's 46-yard attempt with 2:50 to play.

The Trojans took an early advantage less than a minute into the contest, as Jorrick Calvin picked up a Davis fumble and rolled 17 yards into the end zone.

Davis then took to the air to tie the game on the next series, finding Baptiste for a 64-yard pass only 48 seconds later.

Scoring Summary

	1	2	3	4	OT	Final
Southern Miss	7	10	0	10	3	30
Troy	14	3	10	0	0	27

1st

TU - Calvin 17 fumble recovery (Glusman kick), 14:10
 USM - Baptiste 64 pass from Davis (Barefoot kick), 13:22
 TU - Burton 4 pass from Brown (Glusman kick), 2:58

2nd

USM - Fletcher 8 run (Barefoot kick), 14:25
 TU - Glusman 20 yd field goal, 3:03
 USM - Barefoot 38 yd field goal, 0:00

3rd

TU - Glusman 34 yd field goal, 4:34
 TU - Jernigan 6 run (Glusman kick), 2:01

4th

USM - Massey 35 pass from Davis (Barefoot kick), 7:20
 USM - Barefoot 46 yd field goal, 2:50

OT

USM - Barefoot 39 yd field goal

	USM	Troy
First Downs	20	21
Rushing Att.-Yds.	37-146	35-73
Passing Yards	276	255
Passes Att-Comp-Int	34-20-0	44-26-0
Offensive Plays	71	79
Total Offense	422	328
Return yards	101	196
Punts-Avg.	4-34.0	3-47.0
Fumbles-Lost	1-1	2-1
Penalties-Yards	7-75	3-28
Third-Down Conversions	6 of 15	10 of 18
Possession Time	29:35	30:25

Rushing

USM: Fletcher 14-78, 1 TD; Davis 18-37; Harrison 5-31.
Troy: Harris 19-52; Moreland 4-28; Jernigan 6-22, 1 TD; Burton 1-(-2); Brown 5-(-27)..

Passing

USM: Davis 20-34-0-276, 1 TD.
Troy: Brown 26-43-0-255, 1 TD; Jernigan 0-1-0-0.

Receiving

USM: Baptiste 5-88, 1 TD; Morris 4-61; Parham 3-26; Fletcher 3-23; Nelson 2-16; Massey 1-35, 1 TD; Spight 1-18; Brown 1-9.
Troy: Jernigan 9-65; Tate 3-47; Burton 3-30, 1 TD; Harris 3-20.; Williams 2-36; Silvoy 1-16; Turner 1-13; Davis 1-10; Marcum 1-8; Bray 1-7; Terry 1-3.


Tackles

USM: McRath 9-2-11; Abanikanda 8-3-11; Smith 6-0-6.
Troy: Lee 7-6-13; Calvin 7-1-8; Martin 3-4-7.



2009 New Orleans Bowl

Middle Tennessee 42, Southern Miss 32



Dwight Dasher ran for 201 yards and two touchdowns and threw two scoring passes to lead Middle Tennessee to a 42-32 victory.

Dasher completed 15 of 25 for 162 yards and ran 26 times.

Damion Fletcher ran for 78 yards for the Golden Eagles and became the ninth player in major college football to reach 1,000 in all four seasons. He

did it despite a hamstring injury that caused him to sit out one game this season.

Martevious Young completed 18 of 34 for 271 yards and three touchdowns for USM.

Southern Miss started strong, scoring on their first possession as Tory Harrison rushed for a 2-yard touchdown. On their second possession the Golden Eagles stretched their lead to 14-0 on a 24-yard reception by DeAndre Brown.

The Blue Raiders pulled even in the second quarter on an 11-yard reception by Garrett Anders, and--after Alex Suber intercepted Young on the Southern Miss 12--a 9-yard TD catch by Shane Blissard.

Southern Miss held a 17-14 edge at halftime thanks to Danny Hrapmann's 20-yard field goal as time expired.

Dasher opened the third quarter with a 35-yard touchdown run. When Dasher left briefly with an ankle

injury, Brent Burnette capped 76-yard scoring drive with a 23-yard TD pass to Chris McClover.

Hrapmann hit a 38-yard field goal to cut the Blue Raiders lead to 28-20 at the end of three quarters.

Southern Miss had a chance to tie it early in the fourth, making it 28-26 on Brown's 7-yard TD reception, but the 2-point conversion failed.

Benjamin Cunningham and Dasher ran for touchdowns to make it 42-26 for Middle Tennessee.

Scoring Summary

	1	2	3	4	Final
Southern Miss	14	3	3	12	32
Middle Tennessee	0	14	14	14	42

1st

USM - Harrison 2 run (rush failed), 10:42
 USM - Brown 24 pass from Young (Brown pass from Young), 6:35

2nd

MT - Andrews 11 pass from Dasher (Gendreau kick), 13:25
 MT - Blissard 9 pass from Dasher (Gendreau kick), 4:41
 USM - Hrapmann 20 field goal, 0:00

3rd

MT - Dasher 35 run (Gendreau kick), 10:12
 USM - Hrapmann 38 field goal, 7:36
 MT - McClover 23 pass from Burnette (Gendreau kick), 0:00

4th

USM - Brown 7 pass from Young (pass failed), 6:52
 MT - Cunningham 2 run (Gendreau kick), 3:14
 MT - Dasher 1 run (Gendreau kick), 1:13
 USM - Parham 33 pass from Young (pass failed), 0:27

	USM	MT
First Downs	20	23
Rushing Att.-Yds.	37-123	44-243
Passing Yards	271	207
Passes Att-Comp-Int	34-18-2	28-17-0
Offensive Plays	71	72
Total Offense	394	450
Return yards	126	88
Punts-Avg.	5-37.8	4-35.2
Fumbles-Lost	0-0	2-1
Penalties-Yards	10-75	6-63
Third-Down Conversions	10 of 18	9 of 15
Possession Time	31:41	28:19

Rushing

USM: Fletcher 17-78; Young 9-24; Harrison 10-21; Lampley 1-0.
MT: Dasher 26-201, 2 TD; Kyles 12-35; Cunningham 5-11, 1 TD; Team 1-(-4).

Passing

USM: Young 34-18-2, 271 yards, 2 TDs
MT: Dasher 25-15-0, 162 yards, 2 TDs; Burnette 3-2-0-45, 1 TD.

Receiving

USM: Baptiste 4-117; Brown 4-65, 2 TD; Fletcher 4-(-2); Parham 3-62, 1 TD; Banks 2-13; Lampley 1-16..
MT: McClover 4-55, 1 TD; Andrews 4-51, 1 TD; Blissard 3-10, 1 TD; Gee 2-45; McDonald 2-15; Caldwell 1-22; Honeycutt 1-9..



Bowl Records

Individual

Total Offense

Most Plays: 59, Lee Roberts vs. Idaho, 1998 Humanitarian Bowl
Most Yards: 322, Lee Roberts vs. Idaho, 1998 Humanitarian Bowl
TDs Responsible For: 3, five players, most recently by Martevious Young vs. Middle Tennessee, 2009 New Orleans Bowl

Rushing

Most Attempts: 37, Cody Hull vs. Arkansas State, 2005 New Orleans Bowl
Most Yards: 161, Cody Hull vs. Arkansas State, 2005 New Orleans Bowl
Most TDs: 3, Derrick Nix vs. Idaho, 1998 Humanitarian Bowl
Longest Rush: 54 yards, Kelby Nance vs. TCU, 2000 GMAC Bowl
Highest Average: 7.6, Tory Harrison vs. Ohio, 2007 GMAC Bowl

Passing

Most Attempts: 51, Lee Roberts vs. Idaho, 1998 Humanitarian Bowl
Most Completed: 30, Lee Roberts vs. Idaho, 1998 Humanitarian Bowl
Most Yards: 342, Lee Roberts vs. Idaho, 1998 Humanitarian Bowl
Most TDs: 3, Martevious Young vs. Middle Tennessee, 2009 New Orleans Bowl; Lee Roberts vs. Pittsburgh, 1997 Liberty Bowl; Jeff Kelly vs. TCU, 2000 GMAC Bowl

Receiving

Most Catches: 12, Sherrod Gideon vs. Idaho, 1998 Humanitarian Bowl
Most Yards: 121, Shawn Nelson vs. Arkansas State, 2005 New Orleans Bowl
Most TDs: 3, Sherrod Gideon vs. Pittsburgh, 1997 Liberty Bowl

Punting

Most Punts: 8, Luke Johnson vs. Utah, 2003 Liberty Bowl; Jamie Purser vs. Colorado State, 1999 Liberty Bowl; Bruce Thompson vs. McNeese State, 1980 Independence Bowl
Highest Average: 48.0, Britt Barefoot vs. Ohio, 2007 GMAC Bowl
Most Yards: 366, Luke Johnson vs. Utah, 2003 Liberty Bowl

Punt Returns

Most Returns: 3, by six players; most recently by Tracy Lampley vs. Middle Tennessee, 2009 New Orleans Bowl
Most Yards: 108, James Henry vs. UTEP, 1988 Independence Bowl

Kickoff Returns

Most: 5, by John Eubanks vs. Oklahoma State, 2002 Houston Bowl
Most Yards: 126, by John Eubanks vs. Oklahoma State, 2002 Houston Bowl
Longest: 50, by John Eubanks vs. Oklahoma State, 2002 Houston Bowl

Interceptions

Most: 1, 17 times, most recently by Andre Watson

vs. Troy, 2008 New Orleans Bowl
Most Yards: 63, Terrance Parrish vs. Pittsburgh, 1997 Liberty Bowl

Scoring

Most Points: 18, Derrick Nix vs. Idaho, 1998 Humanitarian Bowl; Sherrod Gideon vs. Pittsburgh, 1997 Liberty Bowl
Most TDs: 3, Derrick Nix vs. Idaho, 1998 Humanitarian Bowl; Sherrod Gideon vs. Pittsburgh, 1997 Liberty Bowl
Most PAT's Attempted: 6, Tim Hardaway vs. Pittsburgh, 1997 Liberty Bowl
Most Points Kicking: 12, Britt Barefoot vs. Troy, 2008 New Orleans Bowl

Field Goals

Most Attempted: 4, Darren McCaleb vs. North Texas, 2004 New Orleans Bowl; Brant Hanna vs. TCU, 2000 GMAC Bowl
Most Made: 3, twice last by Britt Barefoot vs. Troy, 2008 New Orleans Bowl
Longest: 46, Britt Barefoot vs. Troy, 2008 New Orleans Bowl

Team

Total Offense

Most Yards: 479 vs. Idaho, 1998 Humanitarian Bowl
Most Yards, Both Teams: 900 vs. Idaho, 1998 Humanitarian Bowl

Rushing

Most Yards: 217 vs. Cincinnati, 2007 Papajohns.com Bowl
Most Yards, Both Teams: 443 vs. McNeese State, 1980 Independence Bowl

Passing

Most Attempted: 51 vs. Idaho, 1998 Humanitarian Bowl
Most Completions: 30 vs. Idaho, 1998 Humanitarian Bowl
Most Had Intercepted: 3 vs. Cincinnati, 2007 Papajohns.com Bowl
Most Yards: 342 vs. Idaho, 1998 Humanitarian Bowl
Most Yards, Both Teams: 653 vs. Idaho, 1998 Humanitarian Bowl
TDs: 3 vs. Middle Tennessee, 2009 New Orleans Bowl; 3 vs. TCU, 2000 GMAC Bowl; 3 vs. Pittsburgh, 1997 Liberty Bowl

Punting

Most: 9 vs. Colorado State, 1999 Liberty Bowl
Most, Both Teams: 15 vs. Missouri, 1981 Tangerine Bowl; vs. Pacific, 1953 Sun Bowl
Highest Average: 46.0, vs. North Texas, 2004 New Orleans Bowl

Punt Returns

Most: 5, vs. North Texas, 2004 New Orleans Bowl
Most Yards: 108 vs. UTEP, 1988 Independence Bowl

Kickoff Returns

Most: 7, vs. Middle Tennessee,

2009 New Orleans Bowl
Most Yards: 126 vs. Oklahoma State, 2002 Houston Bowl

Scoring

Most Points: 41 vs. Pittsburgh, 1997 Liberty Bowl
Most TDs: 6 vs. Pittsburgh, 1997 Liberty Bowl
Most PATs: 5 vs. Pittsburgh, 1997 Liberty Bowl; vs. UTEP, 1988 Independence Bowl
Most Field Goals: 3 twice, most recently vs. Troy, 2008 New Orleans Bowl

First Downs

Most: 25 vs. Arkansas State, 2005 New Orleans Bowl; vs. Idaho, 1998 Humanitarian Bowl
Most, Both Teams: 51 vs. Idaho, 1998 Humanitarian Bowl
Most Rushing: 12, twice, last time vs. Cincinnati, 2007 Papajohns.com Bowl
Most Passing: 15 vs. Idaho, 1998 Humanitarian Bowl; vs. North Carolina State, 1990 All American Bowl

Fumbles

Most Lost: 5 vs. Idaho, 1998 Humanitarian Bowl
Most Lost, Both Teams: 8 vs. Idaho, 1998 Humanitarian Bowl

Defense

First Downs

Fewest Allowed: 11 by Texas A&M-Commerce, 1958 Tangerine Bowl

Total Defense

Fewest Yards: 114 by Texas A&M-Commerce, 1958 Tangerine Bowl
Most Yards: 450 by Middle Tennessee, 2009 New Orleans Bowl

Rushing Defense

Fewest Yards: 40 by Colorado State, 1999 Liberty Bowl
Most Yards: 262 by McNeese State, 1988 Independence Bowl

Pass Defense

Fewest Passes Attempted: 8 by West Texas A&M, 1957 Tangerine Bowl
Fewest Passes Completed: 4 by Texas A&M - Commerce, 1958 Tangerine Bowl; by West Texas A&M, 1957 Tangerine Bowl
Fewest Yards: 42 by West Texas A&M, 1957 Tangerine Bowl
Most Yards: 334 by Cincinnati, 2007 Papajohns.com Bowl
Most Intercepted: 3 vs. Cincinnati, 2007 Papajohns.com Bowl


Penalties

Most: 12 by Utah, 2003 Liberty Bowl
Most, Both Teams: 24 vs. Utah, 2003 Liberty Bowl
Most Yards: 97 by Oklahoma State, 2002 Houston Bowl
Most Yards, Both Teams: 177 vs. Utah, 2003 Liberty Bowl




Players in the Draft

2009		
Shawn Nelson	4th	Buffalo Bills (NFL)
Gerald McRath	4th	Tennessee Titans (NFL)
2008		
Robert Henderson	6th	New York Giants (NFL)
2005		
Michael Boley	5th	Atlanta Falcons (NFL)
Jeremy Parquet	7th	Kansas City Chiefs (NFL)
2004		
Rod Davis	5th	Minnesota Vikings (NFL)
Greg Brooks	6th	Cincinnati Bengals (NFL)
Eric Pruitt	6th	Atlanta Falcons (NFL)
2003		
Jeremy Bridges	6th	Philadelphia Eagles (NFL)
2002		
Chad Williams	6th	Baltimore Ravens (NFL)
Jeff Kelly	7th	Seattle Seahawks (NFL)
2001		
Cedric Scott	4th	New York Giants (NFL)
Raymond Walls	5th	Indianapolis Colts (NFL)
Daleroy Stewart	6th	Dallas Cowboys (NFL)
John Nix	7th	Dallas Cowboys (NFL)
2000		
Todd Pinkston	2nd	Philadelphia Eagles (NFL)
T.J. Slaughter	3rd	Jacksonville Jaguars (NFL)
Sherrod Gideon	6th	New Orleans Saints (NFL)
Adalious Thomas	6th	Baltimore Ravens (NFL)
1998		
Patrick Surtain	2nd	Miami Dolphins (NFL)
Terry Hardy	5th	Arizona Cardinals (NFL)
Jamaal Alexander	6th	Detroit Lions (NFL)
Harold Shaw	6th	New England Patriots (NFL)
1994		
Perry Carter	4th	Arizona Cardinals (NFL)
1992		
Tony Smith	1st	Atlanta Falcons (NFL)
Derrick Hoskins	5th	Los Angeles Raiders (NFL)
Tim Roberts	5th	Houston Oilers (NFL)
1991		
Brett Favre	2nd	Atlanta Falcons (NFL)
Michael Jackson	6th	Cleveland Browns (NFL)
Simmie Carter	7th	New York Giants (NFL)
1990		
Eugene Rowell	9th	Cleveland Browns (NFL)
Reginald Warnsley	11th	Detroit Lions (NFL)
1989		
James Henry	4th	Seattle Seahawks (NFL)



Jeremy Bridges



Jamaal Alexander

1988		
John Baylor	5th	Indianapolis Colts (NFL)
1986		
Robert Ducksworth	8th	New York Jets (NFL)
1985		
Richard Byrd	2nd	Houston Oilers (NFL)
1984		
Louis Lipps	1st	Pittsburgh Steelers (NFL)
Clemon Terrell	8th	New Orleans (NFL)
Glen Howe	9th	Atlanta Falcons (NFL)
Bud Brown	11th	Miami Dolphins (NFL)
1983		
Reggie Collier	6th	Dallas Cowboys (NFL)
1982		
Sammy Winder	5th	Denver Broncos (NFL)
Ricky Floyd	10th	Cleveland Browns (NFL)
1981		
Hanford Dixon	1st	Cleveland Browns (NFL)
Marvin Harvey	3rd	Kansas City Chiefs (NFL)
Cliff Lewis	12th	Green Bay Packers (NFL)
1978		
Amos Fowler	5th	Detroit Lions (NFL)
Eric Smith	6th	Buffalo Bills (NFL)
Ben Gary	6th	Baltimore Colts (NFL)
1977		
Carl Allen	11th	Cincinnati Bengals (NFL)
Barry Caudill	12th	Los Angeles Rams (NFL)
1976		
Norris Thomas	9th	Miami Dolphins (NFL)
Brad Bowman	13th	Green Bay Packers (NFL)
1975		
John Sawyer	11th	Houston Oilers (NFL)
1974		
Mike Dennery	13th	Oakland Raiders (NFL)
Eugene Bird	11th	New York Jets (NFL)
Harvey McGee	11th	Dallas Cowboys (NFL)
Doyle Orange	6th	Atlanta Falcons (NFL)
1974		
Fred Cook	2nd	Baltimore Colts (NFL)
1973		
Ray Guy	1st	Oakland Raiders (NFL)
1969		
Tommy Boutwell	13th	Cleveland Browns (NFL)
Hank Autry	17th	Houston Oilers (NFL)
1968		
Tom Roussel	2nd	Washington Redskins (NFL)
Bobby Webb	6th	Los Angeles Rams (NFL)
1967		
Billy Devrow	8th	Cleveland Browns (NFL)

1966		
Ken Avery	2nd	Boston Patriots (AFL)
John Magnum	5th	Boston Patriots (AFL)
Ken Avery	12th	New York Giants (NFL)
1964		
Charlie Parker	13th	Denver Broncos (AFL)
Charlie Parker	13th	Baltimore Colts (NFL)
Tommy Walters	16th	Washington Redskins (NFL)
1963		
Jerrel Wilson	11th	Dallas Texas (AFL)
Bill Freeman	18th	Dallas Texas (AFL)
1962		
Harold Hays	14th	Dallas Cowboys (NFL)
Harold Hays	26th	Houston Oilers (AFL)
1961		
George Hultz	7th	St. Louis Cardinals (NFL)
Val Kecklin	11th	Green Bay Packers (NFL)
Don Fuell	26th	Houston Oilers (AFL)
George Hultz	30th	Boston Patriots (AFL)
1960		
Charles Ellzey	3rd	Chicago Cardinals (NFL)
Hugh McInnis	3rd	Chicago Cardinals (NFL)
Byron Bradfute		Los Angeles Chargers (AFL)
Hugh McInnis		Houston Oilers (AFL)
1959		
Sam Tuccio	10th	Green Bay Packers (NFL)
Rene Lorio	26th	Baltimore Colts (NFL)
1958		
Richard Johnston	15th	Los Angeles Rams (NFL)
John Perkins	16th	Pittsburgh Steelers (NFL)
1957		
Don Owens	3rd	Pittsburgh Steelers (NFL)
Bo Dickinson	6th	Chicago Bears (NFL)
Curry Juneau	21st	Cleveland Browns (NFL)
1956		
George Herring	16th	San Francisco 49ers (NFL)
Pat Del Vicario	22nd	Baltimore Colts (NFL)
Bob Hughes	29th	Philadelphia Eagles (NFL)
1955		
Wes Clark	17th	Baltimore Colts (NFL)
Carl Bolt	20th	Green Bay Packers (NFL)
1954		
Hugh Laurin Pepper	6th	Pittsburgh Steelers (NFL)
P.W. Underwood	28th	Chicago Bears (NFL)
1953		
Bucky McElroy	7th	Chicago Bears (NFL)
Howard Lehman	19th	New York Giants (NFL)
Hugh Laurin Pepper	28th	Detroit Lions (NFL)
1952		
Bucky McElroy	26th	Chicago Bears (NFL)
Scrappy Hart	28th	Los Angeles Rams (NFL)
Jack Fulkerson	30th	Green Bay Packers (NFL)
1951		
Bubba Phillips	19th	San Francisco 49ers (NFL)
1950		
Cliff Coggin	7th	Los Angeles Rams (NFL)
1949		
Al Sanders	11th	Pittsburgh Steelers (NFL)
Joe Morgan	16th	Los Angeles Rams (NFL)
Al Sanders	18th	Baltimore Colts (AFC)
Bubba Phillips	18th	Chicago Hornets (AAFC)
1948		
Jay Smith	3rd	Chicago Cardinals (NFL)
Jay Smith	6th	Brooklyn (AAFC)
Mike Katrishen	8th	Washington (NFL)
Bob Dement	13th	Los Angeles Rams (NFL)
1947		
Dick Thomas	23rd	New York Giants (NFL)
1942		
Joe Stringfellow	12th	Detroit Lions (NFL)



Players in the Pros

Allen, Carl (1974-75)

St. Louis Cardinals (NFL) 1977-82
 Chicago Blitz (USFL) 1983
 Arizona Wranglers (USFL) 1984
 Arizona Outlaws (USFL) 1985

Allen, Moochie (1979-82)

Birmingham Stallions (USFL) 1983

Alexander, Jamaal (1994-97)

St. Louis Rams (NFL) 1998

Alexander, Vincent (1983-86)

New Orleans Saints (NFL) 1987

Alston, Lyneal (1983-86)

Pittsburgh Steelers (NFL) 1987

Autry, Hank (1966-68)

Houston Oilers (NFL) 1969-70

Avery, Ken (1964-66)

New York Giants (NFL) 1967-68
 Cincinnati Bengals (NFL) 1969-74
 Kansas City Chiefs (NFL) 1975

Barnes, Leo (1997-2000)

Frankfurt Galaxy (NFL-EUROPE) 2002

Baylis, Jerald (1980-83)

New Orleans Breakers (USFL) 1984
 Portland Breakers (USFL) 1985
 Toronto Argonauts (CFL) 1986-89
 British Columbia Lions (CFL) 1991
 Saskatchewan Roughriders (CFL) 1992-93
 Baltimore Stallions (CFL) 1994-95

Baylor, John (1984-87)

Indianapolis Colts (NFL) 1989-93

Boley, Michael (2001-04)

Atlanta Falcons (NFL) 2005-08
 New York Giants (NFL) 2009

Boutwell, Tommy (1967-68)


Miami Dolphins (NFL) 1969

Bradfute, Byron (1959)

Dallas Cowboys (NFL) 1960-61

Bridges, Jeremy (1999-2002)

Philadelphia Eagles (NFL) 2003
 Arizona Cardinals (NFL) 2004-05
 Carolina Panthers (NFL) 2006-08
 Arizona Cardinals (NFL) 2009



Fred Cook



Bud Brown

Brock, Fred (1992-95)

Arizona Cardinals (NFL) 1996-98

Brooks, Greg (2000-03)

Cincinnati Bengals (NFL) 2004-06

Broussard, Steve (1970-71)

Green Bay Packers (NFL) 1975

Brown, Bud (1980-83)

Miami Dolphins (NFL) 1984-88

Brown, Jim (1979-83)

Birmingham Stallions (USFL) 1984-85

Brown, Robert (1994-97)

Edmonton Eskimos (CFL) 1998-2001, 2006-07
 Montreal Alouettes (CFL) 2002-05

Burmfeld, Jackson (1951-53)

San Francisco 49ers (NFL) 1954

Bryant, Tim (1983)

Minnesota Vikings (NFL) 1987

Byrd, Richard (1981-84)

Houston Oilers (NFL) 1985-89

Carter, Perry (1990-93)

Kansas City Chiefs (NFL) 1994-95
 Oakland Raiders (NFL) 1996-98
 Edmonton Eskimos (CFL) 2000-01
 Montreal Alouettes (CFL) 2002

Carter, Simmie (1987-90)

Birmingham Fire (WFLA) 1992

Cash, Antoine (2001-04)

Atlanta Falcons (NFL) 2005
 Tampa Bay Buccaneers (NFL) 2006

Coleman, Sidney (1984-87)

Tampa Bay Buccaneers (NFL) 1988-90
 Phoenix Cardinals (NFL) 1991

Collier, Reggie (1979-82)

Birmingham Stallions (USFL) 1983
 Washington Federals (USFL) 1984
 Orlando Renegades (USFL) 1985
 Dallas Cowboys (NFL) 1986
 Pittsburgh Steelers (NFL) 1987

Cook, Fred (1971-73)

Baltimore Colts (NFL) 1974-80

Davis, Rod (2000-03)

Minnesota Vikings (NFL) 2004-06
 Carolina Panthers (NFL) 2006
 Edmonton Eskimos (CFL) 2009-2010

Denney, Mike (1971-73)

Oakland Raiders (NFL) 1974-75
 Miami Dolphins (NFL) 1976

Devrow, Billy (1964-66)

Cleveland Browns (NFL) 1967

Dickinson, Bo (1956-57)

Kansas City Chiefs (NFL) 1960-61
 Denver Broncos (NFL) 1962-63
 Houston Oilers (NFL) 1963
 Oakland Raiders (NFL) 1964

Dixon, Hanford (1977-80)

Cleveland Browns (NFL) 1981-89

Dotson, Demar (2008)

Tampa Bay Buccaneers (NFL) 2009

Duggins, Brent (1993-94)

Indianapolis Colts (NFL) 1995

Ellzey, Charles (1957-59)

St. Louis Cardinals (NFL) 1960-61

Eubanks, John (2002-05)

Washington Redskins (NFL) 2006-07

Favre, Brett (1987-90)

Atlanta Falcons (NFL) 1991
 Green Bay Packers (NFL) 1992-2007
 New York Jets (NFL) 2008
 Minnesota Vikings (NFL) 2009

Fowler, Amos (1975-77)

Detroit Lions (NFL) 1978-79

Fuell, Don (1959-61)

Toronto Argonauts (CFL) 1963-64
 Montreal Alouettes (CFL) 1965

Garry, Ben (1974-77)

Baltimore Colts (NFL) 1979-80

Gideon, Sherrad (1996-99)

Miami Dolphins (NFL) 2000
 St. Louis Rams (NFL) 2001
 Ottawa Renegades (CFL) 2003-04

Guy, Ray (1970-72)

Oakland Raiders (NFL) 1973-86

Hamilton, Bobby (1990-93)

Seattle Seahawks (NFL) 1994



Hanford Dixon



Players in the Pros



Terry Hardy

London Monarchs (WLAF)	1994-95
New York Jets (NFL)	1997-99, 2006-07
New England Patriots (NFL)	2000-03
Oakland Raiders (NFL)	2004-05
Hardy, Terry (1994-97)	
Arizona Cardinals (NFL)	1998-01
Harvey, Marvin (1977-80)	
Kansas City Chiefs (NFL)	1981-82
Tampa Bay Bandits (USFL)	1984-86
Hays, Harold (1960-62)	
Dallas Cowboys (NFL)	1963-67
San Francisco 49ers (NFL)	1968-69
Henderson, Robert (2004-07)	
New York Giants (NFL)	2008-09
Henry, James (1986-88)	
Birmingham Fire (WLAF)	1991-92
Herring, George (1954-55)	
Denver, Broncos (NFL)	1960-61
Hoskins, Derrick (1988-91)	
Oakland Raiders (NFL)	1992-97
Howe, Glen (1980-83)	
Pittsburgh Steelers (NFL)	1985
Atlanta Falcons (NFL)	1985-86
Hultz, Don (1960-62)	
Minnesota Vikings (NFL)	1963
Philadelphia Eagles (NFL)	1964-73
Chicago Bears (NFL)	1974
Hultz, George (1960-61)	
St. Louis Cardinals (NFL)	1962
Jackson, Michael (1987-90)	
Cleveland Browns (NFL)	1991-95
Baltimore Ravens (NFL)	1996-98
Jimenez, Jason (2000-2002)	
Green Bay Packers (NFL)	2003
Oakland Raiders (NFL)	2004
Frankfurt Galaxy (NFL EUROPE)	2004
Cologne Centurions (NFL EUROPE)	2005
British Columbia Lions (CFL)	2006-09
Hamilton Tiger-Cats (CFL)	2010
Johnson, Tom (2004-2005)	
Calgary Stampeders (CFL)	2009-10



Derrick Hoskins

Jones, Ronald (2002-03)	
Indianapolis Colts (NFL)	2004
Juneau, Curry (1954-57)	
Montreal Alouettes (CFL)	2004
Katrishen, Mike (1941, 46-47)	
Washington Redskins (NFL)	1948-49
Kecklin, Val (1960)	
San Diego Chargers (NFL)	1962
Kelly, Jeff (1998-01)	
Seattle Seahawks (NFL)	2002
King, Buddy (1986-89)	
Birmingham Fire (WLAF)	1991-92
Kirksey, William (1986-89)	
Minnesota Vikings (NFL)	1990
London Monarchs (WLAF)	1992
(CFL)	1993
Montreal Alouettes (CFL)	1996
Landrum, Mike (1982-83)	
Atlanta Falcons (NFL)	1984



Michael Jackson



Ray Guy

Lewis, Cliff (1978-80)	
Green Bay Packers (NFL)	1981-84
Lipps, Louis (1980-83)	
Pittsburgh Steelers (NFL)	1984-91
New Orleans Saints (NFL)	1992
Magnum, John (1964-65)	
New England Patriots (NFL)	1966-67
McElroy, Bucky (1951-53)	
Hamilton Tiger Cats (CFL)	1954-55
McGee, Howard (1993-94)	
Birmingham Barracudas (CFL)	1995
McInnis, Hugh (1957-59)	
St. Louis Cardinals (NFL)	1960-62
Detroit Lions (NFL)	1964
Atlanta Falcons (NFL)	1966
Ryan McKee (2005-08)	
New York Jets (NFL)	2009
St. Louis Rams (NFL)	2009
McRath, Gerald (2005-2008)	
Tennessee Titans (NFL)	2009
Miller, Bruce (1980-83)	
New Orleans Breakers (USFL)	1984
Portland Breakers (USFL)	1985
Saskatchewan Roughriders (CFL)	1986
Mills, Shawn (1999-00)	
Atlanta Falcons (NFL)	2001-02
Morgan, Joe (1948)	
San Francisco 49ers (NFL)	1949
Morrow, Tommy (1958-60)	
Oakland Raiders (NFL)	1962-64
Nix, John (1997-00)	
Dallas Cowboys (NFL)	2001-02
San Francisco 49ers (NFL)	2003
Cleveland Browns (NFL)	2003
Amsterdam Admirals (NFL EUROPE)	2004
Arizona Cardinals (NFL)	2004
Montreal Alouettes (CFL)	2005
Oliver, Maurice (1985-88)	
Birmingham Fire (WLAF)	1991-92
Tampa Bay Buccaneers (NFL)	1991



Players in the Pros

Orange, Doyle (1971-73)

Toronto Argonauts (CFL) 1974

Owens, Don (1953-56)

Washington Redskins (NFL) 1957
Philadelphia Eagles (NFL) 1958-60
St. Louis Cardinals (NFL) 1960-63

Parker, Charlie (1961-63)

Denver Broncos (NFL) 1965
Montreal Alouettes (CFL) 1967-69

Parker, Stoney (1975-78)

Saskatchewan Roughriders (CFL) 1979

Parrish, Terrance (1996-99)

Ottawa Renegades (CFL) 2002

Parquet, Jeremy (2001-04)

Kansas City Chiefs (NFL) 2005
St. Louis Rams (NFL) 2006-07
Pittsburgh Steelers (NFL) 2008
Edmonton Eskimos (CFL) 2010

Phenix, Perry (1996-97)

Tennessee Titans (NFL) 1998-2001
Carolina Panthers (NFL) 2001

Pinkston, Todd (1996-2000)

Philadelphia Eagles (NFL) 2000-05

Pope, O'Lester (1995-98)

Miami Dolphins (NFL) 1999
Barcelona Dragons (NFL EUROPE) 2000-01
Calgary Stampeders (CFL) 2002
British Columbia Lions (CFL) 2003

Posey, Jeff (1995-96)

San Francisco 49ers (NFL) 1997-2001
Carolina Panthers (NFL) 2001
Houston Texans (NFL) 2002
Buffalo Bills (NFL) 2003-05
Washington Redskins (NFL) 2006

Pruitt, Eric (2000-03)

Atlanta Falcons (NFL) 2004
Seattle Seahawks (NFL) 2005
Detroit Lions (NFL) 2006

Purvis, Vic (1963-65)

New England Patriots (NFL) 1966-67

Reaves, Stephen (2006-2007)

Toronto Argonauts (CFL) 2009

Reed, Rod (1988-91)

Las Vegas Posse (CFL) 1994

Roberts, Tim (1988-91)

Houston Oilers (NFL) 1992-94
New England Patriots (NFL) 1995

Roussel, Tommy (1965-67)

Washington Redskins (NFL) 1968-70
New Orleans Saints (NFL) 1971-72
Philadelphia Eagles (NFL) 1973

Rowell, Eugene (1988-89)

Cleveland Browns (NFL) 1990
Birmingham Fire (WLAFL) 1992

Satcher, Doug (1963-65)

New England Patriots (NFL) 1966-68

Sawyer, John (1972-74)

Houston Oilers (NFL) 1975-76
Seattle Seahawks (NFL) 1977-82
Washington Redskins (NFL) 1983
Denver Broncos (NFL) 1983-84

Scott, Cedric (1996-00)

New York Giants (NFL) 2001
Cleveland Browns (NFL) 2002
Scottish Claymores (NFL EUROPE) 2004
Edmonton Eskimos (CFL) 2005

Scott, Dequincy (1996-2000)

San Diego Chargers (NFL) 2001-05
Tennessee Titans (NFL) 2006

Shaw, Harold (1994-97)

New England Patriots (NFL) 1998-00

Sklopan, John (1960-62)

Denver Broncos (NFL) 1963

Slaughter, T.J. (1995-99)

Jacksonville Jaguars (NFL) 2000-03
Green Bay Packers (NFL) 2003
Baltimore Ravens (NFL) 2003-04
New Orleans Saints (NFL) 2005
San Francisco 49ers (NFL) 2006

Smith, Tony (1989-91)

Atlanta Falcons (NFL) 1992-94
Carolina Panthers (NFL) 1995
Toronto Argonauts (CFL) 1998

Stallings, Robert Ray (1982-85)

St. Louis Cardinals (NFL) 1986
Raleigh-Durham (WLAFL) 1991

Stewart, Daleroy (1996-2000)

Dallas Cowboys (NFL) 2001-03
San Francisco 49ers (NFL) 2004

Stringfellow, Joe (1941)

Detroit Lions (NFL) 1942

Surtain, Patrick (1994-97)

Miami Dolphins (NFL) 1998-2004
Kansas City Chiefs (NFL) 2005-08

Terrell, Daryl (1995-96)

New Orleans Saints (NFL) 1999-2001
Jacksonville Jaguars (NFL) 2002
WashinGton Redskins (NFL) 2003

Thomas, Adalius (1996-99)

Baltimore Ravens (NFL) 2000-06
New England Patriots (NFL) 2007-09

Thomas, Norris (1972-75)

Miami Dolphins (NFL) 1977-79
Tampa Bay Buccaneers (NFL) 1980-84

Tucker, Torrin (1999-2002)

Dallas Cowboys (NFL) 2003-05
Edmonton Eskimos (CFL) 2008

Ulmer, Terry (1990, 1992)

Saskatchewan Roughriders (CFL) 1993-98, 2000

Underwood, P.W. (1954-56)

Hamilton Tiger Cats (CFL) 1957-58

Van Tone, Art (1939-42)

Detroit Lions (NFL) 1943-45

Vetrano, Joe (1940-41)

San Francisco 49ers (NFL) 1946-49

Walker, Eddie Ray (1979-82)

Arizona Wranglers (USFL) 1983
Sasatchewan Roughriders (CFL) 1985-88

Walls, Raymond (1996-2000)

Indianapolis Colts (NFL) 2001-02
Cleveland Browns (NFL) 2002
Baltimore Ravens (NFL) 2003-04
Arizona Cardinals (NFL) 2005

Walters, Tommy (1962-63)

Washington Redskins (NFL) 1964-67

Wells, Terrance (1971-73)

Houston Oilers (NFL) 1974
Green Bay Packers (NFL) 1975

White, Chris (2003-04)

Green Bay Packers (NFL) 2005-06
Houston Texans (NFL) 2006-09

Williams, Chad (1999-2002)

Baltimore Ravens (NFL) 2002-05
San Francisco 49ers (NFL) 2006

Wilson, Jerrel (1961-62)


Kansas City Chiefs (NFL) 1963-77
New England Patriots (NFL) 1978

Winder, Sammy (1979-81)

Denver Broncos (NFL) 1982-90

Windsor, Chris (1995-96)

Edmonton Eskimos (CFL) 1997



Cliff Lewis



Tony Smith



Harold Shaw



Jerrel Wilson