


OHIO STATE CAPTAINS


1899.. G.M. Karshner	1930 . Wesley Fesler	James Laughlin	1981 . Carter Scott	1997.. Damon Stringer
1900 . G.M. Karshner	1931 . Richard Larkins	1959 . Joe Carlson	Herb Williams	Otis Winston
1901 . Henry Houghton	1932 . Joe Hoffer	Larry Houston	1982 . Larry Huggins	1998.. Neshawn Coleman
1903 . Walter Klie	1933 . Howard Mattison	1960 . Joe Roberts	Clark Kellogg	1999.. Neshawn Coleman
1904 . Paul McClure	1934 . Fred Conrad	Dick Furry	1983 . Granville Waiters	Scoonie Penn
1905 . Louis Hegelheimer	1935 . William Beitner	1961 . Larry Siegfried	Larry Huggins	Jason Singleton
1906 . Thomas Foster	1936 . Warren Whitlinger	1962 . John Havlicek	1984 . Ronnie Stokes	2000.. Scoonie Penn
1907 . Walter Barrington	1937 . Tippy Dye	1963 . Douglas McDonald	Tony Campbell	Michael Redd
1908 . H.J. Moore	1938 . James McDonald	1964 . Gary Bradds	1985 . Troy Taylor	2001.. Ken Johnson
1909 . Henry Taylor	1939 . James Hull	1965 . Dick Ricketts	Ronnie Stokes	Brian Brown
1910 . Dick Rigby	1940 . Robert Lynch	1966 . Bob Dove	Dave Jones	2002.. Brian Brown
1911 . Carl Spangler	1941 . Gil Mickelson	1967 . Ron Sepic	Joe Concheck	2003.. Sean Connolly
1913 . Archer Reilly	1942 . Jack Graf	1968 . Bill Hosket Jr.	1986 . Brad Sellers	Brent Darby
1914 . Dean Richmond	1943 . Fred Miller	1969 . Denny Meadors	Dennis Hopson	2004.. Velimir Radinovic
1915 . Boyd Cherry	1944 . Don Grate	1970 . Dave Sorenson	1987 . Dennis Hopson	2005.. Terence Dials
1916 . Dwight Ginn	1945 . Rodney Caudill	1971 . Jim Clemons	1988 . Curtis Wilson	2006.. Terence Dials
1917 . Don Leader	1946 . Ray Snyder	1972 . Mark Minor	John Anderson	Je'Kel Foster
1918 . Charles Bolen	1947 . Paul Huston	1973 . Allan Hornyak	1989 . Jay Burson	J.J. Sullinger
1919 . Edgar Weltner	1948 . Robert Donham	1974 . Wardell Jackson	Jerry Francis	Matt Sylvester
1920 . Clarence McDonald	1949 . Bob Raidiger	1975 . Bill Andreas	Tony White	2007.. Game-by-Game
1921 . William Slyker	1950 . Dick Schnittker	1976 . Craig Taylor	1990 . Perry Carter	2008.. Jamar Butler
1922 . A. Greenspun	1951 . James Remington	1977 . Larry Bolden	1991 . Perry Carter	Othello Hunter
1923 . Dudley Robinson	1952 . John Karaffa	1978 . Mike Cline	1992 . Jamaal Brown	David Lighty
1924 . Johnny Miner	1953 . Tom Williams	Terry Burris	1993.. Tom Brandewie	Matt Terwilliger
1925 . George Cameron	1954 . Paul Ebert	1979 . Kelvin Ransey	Alex Davis	2009.. Game-by-Game
1926 . Ralph Sieffer	1955 . John Miller	Rick Smith	1994.. Rickey Dudley	2010.. Game-by-Game
1927 . William Hunt	1956 . Donald Kelley	Mike Cline	Jamie Skelton	2011.. Game-by-Game
1928 . Robin Bell	1957 . Gene Millard	1980 . Kelvin Ransey	1995.. Doug Etzler	
1929 . George Van Heyde	1958 . Frank Howard	Herb Williams	1996.. Rick Yudt	




ALL-AMERICANS



JOHNNY MINER
FORWARD – 1925*



JIMMY HULL
FORWARD – 1939*




DICK SCHNITTKER
FORWARD – 1950*



PAUL EBERT
CENTER – 1954#




ROBIN FREEMAN
GUARD – 1956




FRANK HOWARD
FORWARD – 1957



LARRY SIEGFRIED
GUARD – 1961




JOHN HAVLICEK
FORWARD – 1962*,#




JERRY LUCAS
CENTER – 1962*,%



GARY BRADDS
CENTER – 1964*,%



ALLAN HORNYAK
GUARD – 1973^




KELVIN RANSEY
GUARD – 1980#




DENNIS HOPSON
GUARD – 1987#, &, @



JIM JACKSON
GUARD – 1992*



GREG ODEN
CENTER – 2007*



EVAN TURNER
GUARD – 2008-10*



JARED SULLINGER
FORWARD – 2011*

*-First Team Consensus All-American, Helms Foundation, AP, USPWA, NABC, UPI
 #-Second Team Consensus All-American, Associated Press
 ^-Third Team, NABC
 &-Second Team USBWA
 @-Second Team NABC, UPI

Herb Williams, Thrid Team AP
 Scoonie Penn, Second Team Consesus (USBWA, NABC, Sporting News)



ALL-AMERICANS

Dick Schnittker

Born: May 5, 1928 • Lettered: 1948-49-50 • 6-5, 206 • Hometown: Sandusky, Ohio

Season	G	FGM/FGA	%	FTM/FTA	%	Reb.	Avg.	Pts.	Avg.
1946-47	2	1/6	.167	0/0	.000	—	—	2	1.0
1947-48	20	116/281	.413	90/—	.750	—	—	322	16.1
1948-49	19	125/312	.400	39/86	.688	—	—	336	21.3
1949-50	22	158/390	.405	153/204	.750	—	—	469	21.3
Totals	63	400/946	.423	329/449	.733			1,129	17.9

Paul Ebert

Born: Aug. 11, 1932 • Lettered: 1952-53-54 • 6-4, 188 • Hometown: Columbus, Ohio

Season	G	FGM/FGA	%	FTM/FTA	%	Reb.	Avg.	Pts.	Avg.
1951-52	22	168/—	—	107/—	—	—	—	443	20.1
1952-53	22	166/443	.375	145/238	.609	—	—	477	21.7
1953-54	22	176/404	.436	164/243	.675	—	—	576	23.4
Totals	66	510/1,313	.388	416/672	.619			1,436	21.8

Robin Freeman

Born: April 8, 1934 • Lettered: 1954-55-56 • 5-11, 160 • Hometown: Cincinnati, Ohio

Season	G	FGM/FGA	%	FTM/FTA	%	Reb.	Avg.	Pts.	Avg.
1953-54	22	185/461	.401	95/122	.779	—	—	465	21.1
1954-55	13	149/341	.437	111/137	.810	—	—	409	31.5
1955-56	22	259/562	.461	203/253	.810	—	—	723	32.9
Totals	57	593/1,364	.435	411/512	.803			1,597	28.0

Frank Howard

Born: June 29, 1938 • Lettered: 1956-57-58 • 6-5, 212 • Hometown: Columbus, Ohio

Season	G	FGM/FGA	%	FTM/FTA	%	Reb.	Avg.	Pts.	Avg.
1955-56	22	122/288	.423	89/129	.690	—	—	333	15.1
1956-57	22	170/374	.455	102/159	.64	336	15.3	442	20.1
1957-58	22	153/382	.401	66/122	.541	229	10.4	372	16.9
Totals	66	445/1,044	.426	257/410	.627	635	14.4	1,147	17.4

Larry Siegfried

Born: May 22, 1939 • Lettered: 1959-60-61 • 6-3, 196 • Hometown: Shelby, Ohio

Season	G	FGM/FGA	%	FTM/FTA	%	Reb.	Avg.	Pts.	Avg.
1958-59	22	148/371	.399	136/164	.829	129	5.8	432	19.6
1959-60	28	145/311	.466	81/108	.755	107	3.8	371	13.2
1960-61	28	151/314	.481	123/143	.860	141	9.6	425	15.2
Totals	78	444/996	.446	340/415	.819	377	4.8	1,228	15.7

John Havlicek

Born: April 8, 1940 • Lettered: 1960-61-62 • 6-5, 205 • Hometown: Lansing, Ohio

Season	G	FGM/FGA	%	FTM/FTA	%	Reb.	Avg.	Pts.	Avg.
1959-60	28	144/312	.461	53/74	.716	205	7.3	341	12.2
1960-61	28	173/321	.539	61/87	.701	244	8.7	407	14.5
1961-62	28	196/377	.520	83/109	.761	271	9.6	475	16.9
Totals	84	513/1,010	.508	197/270	.730	720	8.6	1,223	14.6

Jerry Lucas

Born: March 30, 1940 • Lettered: 1960-61-62 • 6-8, 225 • Hometown: Middletown, Ohio

Season	G	FGM/FGA	%	FTM/FTA	%	Reb.	Avg.	Pts.	Avg.
1959-60	27	283/444	.637	144/187	.770	442	16.3	710	26.3
1960-61	27	256/411	.623	159/208	.764	470	17.4	671	24.8
1961-62	28	237/388	.611	135/169	.799	499	17.8	609	21.7
Totals	82	776/1,243	.624	438/564	.777	1,411	17.2	1,990	24.3



ALL-AMERICANS

Gary Bradds

Born: June 26, 1942 • Lettered: 1962-63-64 • 6-8, 200 • Hometown: Jamestown, Ohio

Season	G	FGM/FGA	%	FTM/FTA	%	Reb.	Avg.	Pts.	Avg.
1961-62	26	50/72	.694	23/40	.575	72	2.7	123	4.7
1962-63	24	237/453	.523	198/248	.798	312	13.0	672	28.0
1963-64	24	276/527	.523	183/231	.792	322	13.4	735	30.6
Totals	74	563/1,052	.535	404/519	.778	706	9.5	1,530	20.7

Allan Hornyak

Lettered: 1971-72-73 • 6-1, 187 • Hometown: Bellaire, Ohio

Season	G	FGM/FGA	%	FTM/FTA	%	Reb.	Avg.	Pts.	Avg.
1970-71	24	217/452	.480	114/147	.776	118	4.9	548	22.8
1971-72	19	148/359	.412	115/140	.821	70	3.6	411	21.6
1972-73	24	224/496	.452	128/164	.780	91	3.7	576	24.0
Totals	69	604/1,343	.450	364/458	.795	286	4.1	1,572	22.8

Kelvin Ransey

Born: May 3, 1958 • Lettered: 1977-78-79-80 • 6-1, 182 • Hometown: Toledo, Ohio

Season	G	FGM/FGA	%	FTM/FTA	%	Reb.	Avg.	Pts.	Avg.
1976-77	25	149/365	.408	29/37	.784	84	3.4	327	13.1
1977-78	27	207/420	.493	60/81	.741	100	3.7	474	17.5
1978-79	31	282/516	.547	100/132	.758	112	3.6	664	21.4
1979-80	29	189/387	.488	91/109	.835	121	4.1	469	16.2
Totals	112	827/1,688	.490	280/359	.780	417	3.7	1,934	17.3

Dennis Hopson

Born: April 22, 1965 • Lettered: 1984-85-86-87 • 6-5, 194 • Hometown: Toledo, Ohio

Season	G	FGM/FGA	%	FTM/FTA	%	Reb.	Avg.	Pts.	Avg.
1983-84	29	63/133	.474	29/35	.828	108	3.7	155	5.3
1984-85	30	120/243	.494	53/72	.736	142	4.8	293	9.8
1985-86	33	275/505	.545	140/180	.778	193	5.8	690	20.9
1986-87	33	338/653	.518	215/264	.814	84	2.5	958	29.0
Totals	125	796/1,534	.519	437/551	.793	712	5.7	2,096	16.8

Jim Jackson

Born: Oct. 14, 1970 • Lettered: 1990-91-92 • 6-6, 220 • Hometown: Toledo, Ohio

Season	G	FGM/FGA	%	FTM/FTA	%	Reb.	Avg.	Pts.	Avg.
1989-90	30	194/389	.499	73/93	.785	166	5.5	482	16.1
1990-91	31	228/441	.517	112/149	.752	169	5.5	585	18.9
1991-92	32	264/535	.493	146/180	.811	217	6.8	718	22.4
Totals	93	686/1,335	.514	331/422	.784	552	5.9	1,785	19.2

Greg Oden

Born: Jan. 22, 1988 • Lettered: 2007 7-0, 270 • Hometown: Indianapolis, Ind.

Season	G	FGM/FGA	%	FTM/FTA	%	Reb.	Avg.	Pts.	Avg.
2006-07	32	189/307	.616	123/196	.628	306	9.6	501	15.7
Totals	32	189/307	.616	123/196	.628	306	9.6	501	15.7

Evan Turner

Born: Oct. 27, 1988 • Lettered: 2008-10 6-7, 205 • Hometown: Chicago

Season	G	FGM/FGA	%	FTM/FTA	%	Reb.	Avg.	Pts.	Avg.
2007-08	37	109-232	.470	72-103	.699	164	4.4	313	8.5
2008-09	33	193-384	.503	175-222	.788	234	7.1	572	17.3
2009-10	31	237-457	.519	138-183	.754	284	9.2	632	20.4
Totals	101	539-1,073	.502	385-508	.758	682	6.8	1,517	15.0

Jared Sullinger

Lettered: 2011-present, 6-8, 280 • Hometown: Columbus, Ohio

Season	G	FGM/FGA	%	FTM/FTA	%	Reb.	Avg.	Pts.	Avg.
2010-11	37	222-410	.541	188-267	.704	377	10.2	635	17.2
Totals	37	222-410	.541	188-267	.704	377	10.2	635	17.2



BUCKEYE GREATS


JOHNNY MINER

Ohio State's first All-American (1925)


JIMMY HULL

1939 All-American

Played in the first NCAA Finals



GARY BRADDS



JIM CLEAMONS

GARY BRADDS

1962-64

The late Gary Bradds was a two-time All-American for the Buckeyes, winning those honors his junior and senior years. Additionally, the 6-foot-8-inch Buckeye center was the national player of the year in 1964 when he averaged 30.6 points and 13.4 rebounds per game.

Bradds, a spindly, raw-boned product of Jamestown, Ohio, was a top reserve in 1962 and played in the national championship game when regular center Jerry Lucas was sub-par with a knee injury. As a junior, he replaced Lucas and averaged 28 points and 13 rebounds a game, helping the Buckeyes to a 20-4 record and a share of the Big Ten title.

Ohio State also shared the conference title his senior season, but failed to go to the NCAA tournament either year because of the championship format at the time. During his senior year, Bradds put together an incredible string of six-consecutive 40-point games, including a school-record 49 points against Illinois (2/10/64).

His 735 points that year is the second highest total in OSU history, trailing only Dennis Hopson's 958 in 1987. He ranks 12th in career scoring (1,530 points) at Ohio State.

Bradds was the second Buckeye men's basketball player to have his jersey number retired. Bradds had his No. 35 hoisted to the rafters at Value City Arena during a halftime ceremony Jan. 27, 2001 vs. Michigan State.

JIM CLEAMONS

1969-71

Statistics tell only a small part of the story when it comes to Jim Clemons. As captain of the 1971 team, he guided the sophomore-dominated Buckeyes to the Big Ten title and a win over No. 2 Marquette in the NCAA regional. Only an overtime loss to Western Kentucky in the regional finals kept Ohio State from an appearance in the Final Four. Clemons was one of the finest leaders Ohio State has ever produced. A totally unselfish player, he was the glue that held the young Buckeyes together and inspired them to greater heights in 1971. At the end of that season, he was a unanimous choice as the Big Ten's most valuable player.

The 6-foot 5-inch Clemons played forward as a sophomore and junior, but moved to point guard as a senior. He played the last month of the season with a broken wrist as the Buckeyes wrapped up their first Big Ten title since 1964. Nicknamed "The Cougar" because of his quickness, the slick left-hander scored 1,335 points during his career. His career average of 18.5 points per game is good for 10th place on the all-time OSU list. He also is seventh in career field goal percentage with a .542 figure. Clemons was a first round pick of the Los Angeles Lakers.

He spent four years as an assistant coach with the Buckeyes and seven seasons as an assistant with the Chicago Bulls. He coached the Dallas Mavericks prior to taking over the ABL expansion franchise in Chicago for the 1998-99 season. Clemons spent several years with Phil Jackson in Los Angeles, spent time with the New Orleans Hornets and has been reunited in L.A. again in 2006 with Jackson and the Lakers.

BRADDS' CAREER STATISTICS

Year	G-GS	Min./Avg.	Total		3-Point		FT-FTA		Rebounds		PF-D	Ast	TO	Blk	Stl	Pts.- Avg.
			FG-FGA	Pct.	FG-FGA	Pct.	Off	Def	Tot	Avg.						
1962	26	--	50-72	.694			23-40	.575		72	2.8	26				123-4.7
1963	24	--	237-453	.523			198-248	.798		312	13.0	69				672-28.0
1964	24	--	276-527	.523			183-231	.792		322	13.4	68				735-30.6
Totals	74		563-1,052	.535			404-519	.778		706	9.5	163				1,530-20.7

CLEAMONS' CAREER STATISTICS

Year	G-GS	Min./Avg.	Total		3-Point		FT-FTA		Rebounds		PF-D	Ast	TO	Blk	Stl	Pts.- Avg.
			FG-FGA	Pct.	FG-FGA	Pct.	Off	Def	Tot	Avg.						
1969	24		137-270	.507			125-163	.767		178	7.4	57				399-16.9
1970	24		211-353	.598			96-124	.774		193	8.0	60				518-21.6
1971	24		157-308	.510			104-140	.743		151	6.3	62				418-17.4

BUCKEYE GREATS

ROBIN FREEMAN

1954-56

As far as most Ohio State basketball experts are concerned, little Robin Freeman ranks as one of the most exciting players ever to wear the scarlet and gray. A 5-foot-11-inch guard, Freeman was the first Ohio State player to include the jump shot in his offensive repertoire.

Freeman did not letter as a sophomore but he averaged 31.5 points through the first 13 games of his junior year before being sidelined with health problems that forced him to miss the final nine games of the year. Although he played in just 13 games that year, he was a consensus All-America pick. He had more points in 13 games than any of his teammates could manage in 22.

The Cincinnati native picked up as a senior where he had left off as a junior, averaging a school record 32.9 points per game and helping OSU to a 16-6 record. He also earned All-America honors that year, thus becoming Ohio State's first two-time basketball All-American.

Freeman's career scoring average of 28 points a game is the best in Ohio State history. His career total of 1,597 points in just 57 games is good for 10th place on the all-time OSU scoring list. Additionally, his 723 points in 1956, a school record at the time, is still the third highest one-season total at OSU, behind Dennis Hopson's 958 in 1987 and Gary Bradds' 735 in 1964.

JOHN HAVLICEK

1960-62


Although he probably was better known for his exploits as a member of the Boston Celtics, John Havlicek was an undeniably great college player. He was a three-year starter for the Buckeyes between 1960 and '62 and he helped the team to a 78-6 record, three-consecutive Final Fours and the 1960 National Championship. He was a two-time All-Big Ten pick and a first-team All-American as a senior.

Havlicek also was a two-time pick on the all-tournament team at the Final Four. He scored 1,223 points during his career, a total that is 26th on the all-time OSU scoring list. The 6-foot-5-inch forward also averaged 8.6 rebounds and still ranks 11th in that department. Havlicek holds several OSU records, including the best shooting performance in a game, a perfect nine-of-nine against Michigan in 1961. That effort was tied by Brian Brown against Florida State in 2000. After playing at Ohio State, Havlicek was drafted by the Cleveland Browns in the NFL and the Celtics.

The last player cut by the Browns (all-pro flanker Gary Collins was the player they kept), Havlicek went on to a distinguished career with the Boston Celtics, first as a sixth man and later as a starter.

Few players played the game with more intensity and few were better at accepting the challenge at the defensive end of the floor. He is a member of the Basketball Hall of Fame.

Havlicek's No. 5 jersey was retired during the 2004-05 season (vs. Wisconsin, Feb. 27). He is one of four Ohio State men's basketball players to have his number officially retired.



JOHN HAVLICEK

FREEMAN'S CAREER STATISTICS

Year	G-GS	Min./Avg.	Total		3-Point		FT-FTA		Rebounds		PF-D	Ast	TO	Blk	Stl	Pts.- Avg.
			FG-FGA	Pct.	FG-FGA	Pct.	Off	Def	Tot	Avg.						
1954	22		185-461	.401			95-122	.779			48					465-21.1
1955	13		149-341	.437			111-137	.810			27					409-31.5
1956	22		259-562	.461			205-253	.810			50					723-32.9
Totals	57		593-1,364	.435			411-512	.803			125					1,597-28.0

HAVLICEK'S CAREER STATISTICS

Year	G-GS	Min./Avg.	Total		3-Point		FT-FTA		Rebounds		PF-D	Ast	TO	Blk	Stl	Pts.- Avg.
			FG-FGA	Pct.	FG-FGA	Pct.	Off	Def	Tot	Avg.						
1960	28		144-312	.462			53-74	.716			205	7.3	61			341-12.2
1961	28		173-321	.539			61-87	.701			244	8.7	55			407-14.5
1962	28		196-377	.520			83-109	.761			271	9.7	55			475-17.0
Totals	84		513-1,010	.508			197-270	.730			720	8.6	171			1,223-14.6

BUCKEYE GREATS

DENNIS HOPSON

1984-87

If ever a player saved his best for last, it was Dennis Hopson. After respectable, but certainly not spectacular, sophomore and junior years, Hopson thrust himself into the national spotlight as a senior by averaging 29 points a game. Second nationally in scoring that year, Hopson was named the 1987 United Press International Big Ten Player of the Year and was accorded a spot on The Sporting News' All-America team.

Thanks to a school record 958 points in 1987, "Hop" is the Buckeyes' all-time leading scorer with a point total of 2,096 points in 125 games. The 6-foot-5-inch forward holds several other school records, including the mark for most field goals made in a season — 338 as a senior — and most free throws made (215). He also handed out an impressive 120 assists and had 71 steals as a senior. Hopson's scoring average in his final season is the third best in OSU history and ranks second in career steals (164).

After graduation, Hopson was a first-round pick of the New Jersey Nets.

He was selected to the OSU Athletics Hall of Fame in 1994 and recently earned his diploma from Ohio State with a degree in education (2006).

Hopson joins the coaching staff of Northwood University in West Palm Beach, Fla., in 2007 for his first season as assistant coach.

BILL HOSKET

1966-68

Bill Hosket Jr., was captain and MVP of the 1968 Ohio State team which won the Big Ten title in a playoff and then went on to finish third at the NCAA championships by beating an Elvin Hayes-led Houston squad in the consolation game.

Hosket averaged 20.1 points and 11.4 rebounds as a senior, leading the Buckeyes to a 21-8 record. He was an All-Big Ten pick at forward that year. As a junior, the 6-foot-8-inch Hosket, whose father, Bill Sr., also played for Ohio State, was an All-Big Ten choice at center, averaging 19.6 points and 12.6 rebounds.


Hosket was a three-year starter for the Buckeyes, leading OSU in rebounding and scoring all three of those years and pacing the team in field goal percentage as a sophomore and junior. He scored 1,441 points in 74 games, a total that places him 17th on the OSU career scoring list.

He also pulled down 910 rebounds, the fourth highest total in Ohio State history, and averaged 12.3 rebounds per game, a figure that is second only to Jerry Lucas' 17.2 average.

Hosket was selected to the 1968 Olympic team and then played with the New York Knicks. He also has the distinction of being Ohio State's first Academic All-American in basketball.



DENNIS HOPSON



BILL HOSKET

HOPSON'S CAREER STATISTICS

Year	G-GS	Min./Avg.	Total		3-Point		FT-FTA	Pct.	Rebounds			PF-D	Ast	TO	Blk	Stl	Pts.- Avg.	
			FG-FGA	Pct.	FG-FGA	Pct.			Off	Def	Tot							Avg.
1984	29-9	541/18.7	63-133	.474			29-35	.829			108	3.7	38	22	34	14	21	155-5.3
1985	30-21	764/25.5	120-243	.494			53-72	.736			142	4.7	62	45	47	9	18	293-9.8
1986	33-33	1,148/34.8	275-505	.545			140-180	.778			193	5.8	52	71	103	17	54	690-20.9
1987	33-33	1,158/35.1	338-653	.545	67-160	.419	215-264	.814			269	8.2	75	120	92	19	71	958-29.0
Total	125-96	3,611/28.9	796-1,534	.519	67-160	.419	437-551	.793			712	5.7	220	258	276	59	164	2,096-16.8

HOSKET'S CAREER STATISTICS

Year	G-GS	Min./Avg.	Total		3-Point		FT-FTA	Pct.	Rebounds			PF-D	Ast	TO	Blk	Stl	Pts.- Avg.
			FG-FGA	Pct.	FG-FGA	Pct.			Off	Def	Tot						
1966	24		179-368	.486			87-116	.750			314	13.1	87				445-18.5
1967	21		154-282	.546			104-159	.654			264	12.6	78				412-19.6
1968	29		228-422	.540			128-190	.674			332	11.4	108				584-20.1
Totals	74		561-1,072	.523			319-465	.686			910	12.3	273				1,441-19.5

JACKSON'S CAREER STATISTICS

Year	G-GS	Min./Avg.	Total		3-Point		FT-FTA	Pct.	Rebounds			PF-D	Ast	TO	Blk	Stl	Pts.- Avg.	
			FG-FGA	Pct.	FG-FGA	Pct.			Off	Def	Tot							Avg.
1990	30-30	1,035/34.5	194-389	.499	21-59	.356	73-93	.785			166	5.5	81	110	96	14	39	482-16.1
1991	31-31	997/32.2	228-411	.517	17-51	.333	112-149	.752			169	5.5	69	133	100	24	55	585-18.9
1992	32-32	1,133/35.4	264-535	.493	44-108	.407	146-180	.811			217	6.8	69	129	108	8	53	718-19.2
Total	93-93	3,165/34.0	686-1,335	.514	82-218	.376	331-422	.784			552	5.9	219	372	304	46	147	1,785-19.2

BUCKEYE GREATS

JIM JACKSON

1990-92

A three-year starter for the Buckeyes, Jim Jackson helped restore Ohio State basketball glory by leading OSU to three NCAA tournaments and two Big Ten championships in an abbreviated career. A clutch player with a penchant for making the game-winning play, Jackson started 93-consecutive games for Ohio State before opting to skip his final year of college ball and go directly to the NBA.

The 6-foot-6-inch guard/forward was the 1990 Big Ten Freshman of the Year and the Big Ten player of the year in each of the next two seasons. Jackson also was a two-time All-American, and was selected by United Press International as the college player of the year as a junior.

Jackson scored 1,785 points during his career and is the sixth leading scorer in Ohio State history. His career scoring average of 19.2 points a game is the ninth best in OSU annals. He led Ohio State in scoring in each of his three years as a starter and was the Buckeyes' leading rebounder as a junior.

He also ranks among the school's career leaders in assists (372/8th) and steals (147/8th-tie). At the end of his junior year, Jackson was the fourth player taken in the NBA draft by the Dallas Mavericks. He last played for the Phoenix Suns in 2005.

Jackson was the third Buckeye men's basketball player to have his jersey number retired. Jackson had his No. 22 hoisted to the rafters at Value City Arena during a halftime ceremony Feb. 10, 2001 vs. Wisconsin. He is currently working as a basketball analyst for the Big Ten Network.



JIM JACKSON

CLARK KELLOGG

1980-82

Clark Kellogg broke into the OSU lineup early in his freshman year and was a starter the next two years before passing up his senior season in favor of the NBA. At the end of his junior year, he was a first-round pick of the Indiana Pacers.

During his OSU career, the 6-foot-8-inch Kellogg averaged 14.9 points and 10.1 rebounds, scoring 1,285 points and pulling down 872 rebounds in 86 games.

He was the 1982 Big Ten's Most Valuable Player, when he averaged 16.1 points and 10.5 rebounds per game. His best year statistically, however, was in 1981, when he averaged 17.3 points and 12.0 rebounds.

Kellogg led the Buckeyes in both scoring and rebounding as a sophomore and junior. He is 22nd in career scoring and fifth in career rebounding at OSU. He also ranks fifth in career rebounding average and 10th in blocked shots.

When his professional career ended prematurely because of a knee injury, he began a broadcasting career with the Indiana Pacers' radio network. He currently works as the lead college basketball analyst for CBS Sports. He was a studio host and color analyst for 16 years before making the move in the summer of 2008 to CBS's lead college basketball analyst. He called his first Final Four in 2009.



CLARK KELLOGG

JERRY LUCAS

1960-62

Still considered by many as the finest player the Big Ten has ever produced, Jerry Lucas was a three-time All-American for the Buckeyes between 1960 and 1962.

During the Lucas era, Ohio State posted a 78-6 record, won three Big Ten titles, captured the 1960 national championship and was runner-up in both 1961 and '62. The only three-time choice as the Big Ten player of the year, he also was a two-time pick as the MVP of the Final Four and was the national player of the year as both a junior and senior.

The 6-foot-8-inch Lucas led the nation in field goal shooting for three-consecutive years and still holds the OSU career record for field goal percentage with a .624 figure. At the time he graduated, Lucas was OSU's all-time leading scorer with 1,990 points in 82 games, an average of 24.3 points a game. He currently holds down third place on the point list. Lucas could have scored much more if he chose to do so, but he was a total team player and would willingly pass up an open shot in order to get the ball to a teammate.

Lucas holds the OSU single-season (17.8, Sr.) and career (17.2) rebounding records. His 1,411 career rebounds is a school record.

In both 1960 and 1961, he was voted the most outstanding player of the NCAA Final Four. He connected on 16-of-24 field goals and all three free throws in 1960 on his way to 35 points. He also collected 23 rebounds that year in the two games.

In 1961, his junior year, Lucas hit 20-of-28 shots from the field and 16-of-17 free throws while gathering 25 rebounds in the two Final Four contests.

After graduation, Lucas starred in the NBA, playing with Cincinnati, San Francisco and New York.

The late Wilt Chamberlin called Lucas the toughest player he had ever played against.

The Ohio State Department of Athletics officially retired the No. 11 in men's basketball to honor Lucas. The ceremony took place at halftime of the Ohio State vs. Northwestern game Feb. 23, 2000 in Columbus. His is the first men's basketball number to be retired at Ohio State and just the second number in any sport.

Two time Heisman Trophy winner Archie Griffin had his No. 45 retired in the fall of 1999 at halftime of the Iowa football game Oct. 30.

KELLOGG'S CAREER STATISTICS

Year	G-GS	Min./Avg.	Total		3-Point		FT-FTA		Rebounds		PF-D	Ast	TO	Blk	Stl	Pts.- Avg.	
			FG-FGA	Pct.	FG-FGA	Pct.	Off	Def	Tot	Avg.							
1980	29-27	878/30.3	136-313	.435			63-79	.797		232	8.0	73	76	98	16	34	335-11.6
1981	27-27	971/36.0	190-395	.481			88-112	.786		324	12.0	86	54	103	25	32	468-17.3
1982	30-30	1,102/36.7	213-404	.527			56-77	.727		316	10.5	72	30	63	19	40	482-16.1
Total	86-84	2,951/34.3	539-1,112	.485			207-268	.772		872	10.1	231	160	264	60	106	1,285-14.9

BUCKEYE GREATS

KELVIN RANSEY

1977-80

Kelvin Ransey was a four-year starter and two-time captain for the Buckeyes. The 6-foot-2-inch point guard won All-Big Ten honors as a sophomore, junior and senior. He was a first team All-American as a senior, when OSU posted a 21-8 record and lost to UCLA in the first round of the NCAA regionals.

Albeit in a losing performance, Ransey turned in one of his finest games against UCLA, scoring 29 points before fouling out in the closing minute of play. Ransey scored more points than any guard in Ohio State history — 1,934 in 112 games.

That total ranks him fourth on the all-time OSU scoring list, behind forward Dennis Hopson (2,096) and centers Herb Williams (2,011) and Jerry Lucas (1,990).

Ransey's career scoring average of 17.8 is 12th best in OSU history. Ransey led Ohio State in scoring each of his last three years, including a career best mark of 21.4 as a senior. Ransey also is the OSU career assist leader with a total of 516. He had 177 of those as a senior, at the time a school record.

A tremendously quick player, Ransey also is tied for eighth in career steals with 147.

HERB WILLIAMS

1978-81


Herb Williams was a four-year starter for the Buckeyes and was named to the Big Ten team as a junior, when OSU advanced to the NCAA regionals and finished the year with a sparkling 21-8 record. During his career, the 6-foot-11-inch Williams, unquestionably one of the finest athletes ever to play for Ohio State, scored 2,011 points and pulled down 1,111 rebounds.

At the end of the 1981 campaign, Williams moved past Jerry Lucas as Ohio State's all-time leading scorer. He currently is second in OSU annals, behind Dennis Hopson (2,096).


He also is second in career rebounding, behind Lucas (1,411). The big center is the only Ohio State player to score 2,000 points and pull down 1,000 rebounds.

Williams is the school leader in career field goals made with 834 in 114 games. He led Ohio State in rebounding his freshman, sophomore and junior years and averaged 9.7 rebounds during his career.

He also led the Buckeyes in scoring as a junior, with an average of 17.6 points per game. He is second all-time in career blocked shots with 328. Williams was a first round draft choice of the Indiana Pacers. He later played for Dallas and ended his playing career with the New York Knicks. He spent 15 years playing in the NBA.



KELVIN RANSEY



HERB WILLIAMS

LUCAS' CAREER STATISTICS

Year	G-GS	Min./Avg.	Total		3-Point		FT-FTA	Pct.	Rebounds				PF-D	Ast	TO	Blk	Stl	Pts.- Avg.
			FG-FGA	Pct.	FG-FGA	Pct.			Off	Def	Tot	Avg.						
1960	27		283/444	.637			144/187	.770			442	16.3	71					710-26.3
1961	27		256/411	.623			159/208	.764			470	17.4	59					671-24.8
1962	28		237/388	.611			135/169	.799			499	17.8	52					609-21.7
Totals	82		776-1,243	.624			438-564	.777			1,411	17.2	182					1,990-24.3

RANSEY'S CAREER STATISTICS

Year	G-GS	Min./Avg.	Total		3-Point		FT-FTA	Pct.	Rebounds				PF-D	Ast	TO	Blk	Stl	Pts.- Avg.
			FG-FGA	Pct.	FG-FGA	Pct.			Off	Def	Tot	Avg.						
1977	25	789/31.6	149-365	.408			29-37	.784			84	3.4	60	69	51	10	21	327-13.1
1978	27	948/35.1	207-420	.493			60-81	.741			100	3.7	83	138	79	6	53	474-17.6
1979	31	1,163/37.5	282-516	.547			100-132	.758			112	3.6	99	132	94	3	54	664-21.4
1980	29	992/34.2	189-387	.488			91-109	.835			121	4.2	73	177	84	6	41	469-16.2
Totals	112	3,892/34.8	827-1,688	.490			280-359	.780			417	3.7	315	516	308	25	169	1,934-17.3

WILLIAMS' CAREER STATISTICS

Year	G-GS	Min./Avg.	Total		3-Point		FT-FTA	Pct.	Rebounds				PF-D	Ast	TO	Blk	Stl	Pts.- Avg.
			FG-FGA	Pct.	FG-FGA	Pct.			Off	Def	Tot	Avg.						
1978	27	992/36.7	196-407	.482			60-91	.659			308	11.4	66	32	73	79	15	452-16.7
1979	31	1,212/39.1	253-483	.524			111-166	.669			325	10.5	67	27	97	81	28	617-20.0
1980	29	992/34.2	206-415	.496			97-147	.659			263	9.1	63	21	67	90	22	509-17.6
1981	27	1,020/37.8	179-368	.486			75-109	.688			215	8.0	75	22	73	78	8	433-16.0
Totals	114	4,216/37.9	834-1,673	.499			343-513	.669			1,111	9.7	271	102	310	328	112	2,011-17.6



HONORS & AWARDS

OHIO STATE'S MOST VALUABLE PLAYERS

- 1947.....Jack Underman
- 1948.....Dick Schnittker
- 1949.....Dick Schnittker
- 1950.....Bob Donham
- 1951.....Jim Remington
- 1952.....Paul Ebert
- 1953.....Paul Ebert
- 1954.....Paul Ebert
- 1955.....John Miller
- 1956.....Robin Freeman
- 1957.....Gene Millard
- 1958.....Ken Sidle
- 1959.....Larry Siegfried
- 1960.....Jerry Lucas
- 1961.....Jerry Lucas
- 1962.....Jerry Lucas
- 1963.....Gary Bradds
- 1964.....Gary Bradds
- 1965.....Dick Ricketts
- 1966.....Bob Dove
- 1967.....Bill Hosket
- 1968.....Bill Hosket
- 1969.....Dave Sorenson
- 1970.....Dave Sorenson
- 1971.....Jim Cleamons
- 1972.....Mark Minor
- 1973.....Allan Hornyak
- 1974.....Bill Andreas
- 1975.....Bill Andreas
- 1976.....Craig Taylor
- 1977.....Larry Bolden
- 1978.....Kelvin Ransey
- 1979.....Herb Williams
- 1980.....Kelvin Ransey
- 1981.....Herb Williams
- 1982.....Clark Kellogg
- 1983.....Tony Campbell
- 1984.....Tony Campbell
- 1985.....Ron Stokes
- 1986.....Brad Sellers
- 1987.....Dennis Hopson
- 1988.....Jay Burson
- 1989.....Jay Burson
- 1990.....Perry Carter
-Jim Jackson
- 1991.....Jim Jackson
- 1992.....Jim Jackson
- 1993.....Jamie Skelton
-Lawrence Funderburke
- 1994.....Lawrence Funderburke
- 1995.....Doug Etzler
-Antonio Watson
- 1996.....Jermaine Tate
- 1997.....Damon Stringer
- 1998.....Michael Redd
- 1999.....Scoonie Penn
-Michael Redd
- 2000.....Ken Johnson
-Scoonie Penn
-Michael Redd
-George Reese
- 2001.....Ken Johnson
- 2002.....Brian Brown
- 2003.....Brent Darby
- 2004.....Velimir Radinovic
- 2005.....Terence Dials
- 2006.....Terence Dials
- 2007.....Greg Oden/Mike Conley Jr
- 2008.....Jamar Butler

- 2009.....Evan Turner
- 2010.....Evan Turner
- 2011.....Jared Sullinger

TEAMS USED FOR CONSENSUS ALL-AMERICA SELECTIONS

- Helms Foundation, 1929-48
- Converse Yearbook, 1932-48
- College Humor Magazine, 1929-33, '36
- Christy Walsh Syndicate, 1929-30
- Literary Digest Magazine, 1934
- Madison Square Garden, 1937-42
- Omaha World Newspaper, 1937
- Newspaper Enterprises Assn., 1938, 1953-63
- Colliers (Basketball Coaches), 1939, 1949-56
- Pic Magazine, 1942-44
- Argosy Magazine, 1945
- True Magazine, 1946-47
- International News Service, 1950-58
- Look Magazine, 1949-63
- United Press International, 1949-96
- Sporting News, 1943-46, 1997-present
- The Associated Press, 1948-present
- National Assn. of Basketball Coaches, 1957-present
- U.S. Basketball Writers Assn., 1960-present

NCAA DIVISION I CONSENSUS ALL-AMERICA SELECTIONS

- 1925.....Johnny Miner
- 1931.....Wes Fesler
- 1939.....Jimmy Hull
- 1944.....Don Grate, Second Team
- 1945.....Don Grate, Second Team
- 1950.....Dick Schnittker
- 1955.....Robin Freeman, Second Team
- 1956.....Robin Freeman, First Team
- 1957.....Frank Howard, Second Team
- 1960.....Jerry Lucas
- 1961.....Jerry Lucas
-Larry Siegfried, Second Team
- 1962.....Jerry Lucas
-John Havlicek, Second Team
- 1963.....Gary Bradds, Second Team
- 1964.....Gary Bradds, First Team
- 1980.....Kelvin Ransey, Second Team
- 1987.....Dennis Hopson, Second Team
- 1991.....Jimmy Jackson
- 1992.....Jimmy Jackson

- 2000.....Scoonie Penn, Second Team
- 2007....Greg Oden, Second Team
- 2010.....Evan Turner
- 2011.....Jared Sullinger

OHIO STATE FIRST TEAM CONSENSUS ALL-AMERICANS

- 1925.....Johnny Miner
- 1931.....Wes Fesler
- 1939.....Jimmy Hull
- 1950.....Dick Schnittker
- 1956.....Robin Freeman
- 1960.....Jerry Lucas
- 1961.....Jerry Lucas
- 1962.....Jerry Lucas
- 1964.....Gary Bradds
- 1991.....Jim Jackson
- 1992.....Jim Jackson
- 2010.....Evan Turner
- 2011.....Jared Sullinger

ASSOCIATED PRESS ALL-AMERICANS

- 1949.Dick Schnittker, Third Team
- 1950.. Dick Schnittker, First Team
- 1953....Paul Ebert, Second Team
- 1955.. Robin Freeman, First Team
- 1956.. Robin Freeman, First Team
- 1957.....Frank Howard, Second Team
- 1960.....Jerry Lucas, First Team
- 1961.....Jerry Lucas, First Team
-John Havlicek, Third Team
-Larry Siegfried, Third Team
- 1962.....Jerry Lucas, First Team
-John Havlicek, Second Team
- 1963.....Gary Bradds, First Team
- 1964.....Gary Bradds, First Team
- 1969 Dave Sorenson, Third Team
- 1980.. Herb Williams, Thrid Team
- 1987.....Dennis Hopson, Second Team
- 1991 Jim Jackson, Second Team
- 1992..... Jim Jackson, First Team
- 1999.. Scoonie Penn, Third Team
- 2000.. Scoonie Penn, Third Team
- 2007..... Greg Oden, First Team
- 2009..... Evan Turner, Honorable Mention
- 2010.....Evan Turner, First Team
- 2011..Jared Sullinger, First Team

USBWA ALL-AMERICANS

- 1980.....Kelvin Ransey, Second Team
- 1987.....Dennis Hopson, Second Team
- 1991..Jimmy Jackson, First Team
- 1992..Jimmy Jackson, First Team
- 1999..... Scoonie Penn, Second Team
- 2000..... Scoonie Penn, Second Team
- 2007.... Greg Oden, Second Team
- 2010.....Evan Turner, First Team
- 2011..Jared Sullinger, First Team

OHIO STATE'S FIRST ROUND NBA DRAFT PICKS

Year	Player (Years at OSU)	NBA (Pick)
2010	Evan Turner (2008-10)	Philadelphia 76ers (2)
2008	Kosta Koufos (2008)	Utah Jazz (23)
2007	Greg Oden (2007)	Portland Trail Bla (1)
2007	Mike Conley Jr. (2007)	Memphis Grizzlies (4)
2007	Daequan Cook (2007)	Philadelphia 76ers (21)
1992	Jim Jackson (1990-92)	Dallas Mavericks (4)
1987	Dennis Hopson (1984-87)	New Jersey Nets (3)
1986	Brad Sellers (1985-86)	Chicago Bulls (9)
1984	Tony Campbell (1981-84)	Detroit Pistons (20)
1982	Clark Kellogg (1980-82)	Indiana Pacers (8)
1981	Herb Williams (1978-81)	Indiana Pacers (14)
1980	Kelvin Ransey (1977-80)	Chicago Bulls (4)
1971	Jim Cleamons (1969-71)	Los Angles Lakers (13)
1968	Bill Hosket (1966-68)	New York Knicks (10)
1964	Gray Bradds (1962-64)	Baltimore Bullets (3)
1962	Jerry Lucas (1960-62)	Cincinnati Royals (6)
1962	John Havlicek (1960-62)	Boston Celtics (9)
1961	Larry Siegfried (1959-61)	Cincinnati Royals (3)
1950	Dick Schnittker (1948-50)	Washington (5)
1947	Paul Huston (1945-47)	Chicago (8)
1947	John Underman (1946-47)	St. Louis (7)

CURRENT BUCKEYES IN THE NBA

- Evan Turner (2010)..... Philadelphia 76ers
- Kosta Koufos (2008)..... Minnesota Timberwolves
- Mike Conley Jr. (2007)..... Memphis Grizzlies
- Daequan Cook (2007)..... Oklahoma City Thunder
- Greg Oden (2007)..... Portland Trail Blazers
- Michael Redd (1998-00)..... Milwaukee Bucks

BUCKEYES WHO PLAYED IN THE ABA

- Joe Roberts (1958-60)..... Kentucky Colonels (1967-78)
- Gary Bradds (1962-64)..... Oakland Americans (1967)
- Oakland Caps (1967-69);
- Washington Capitols (1969-70);
- Texas Chaparrals (1970-71);
- Carolina Cougars (1970-71)

BUCKEYES DRAFTED BY THE IBL

- Chris Jent (1988-91), 6th pick, 1st Rnd..... New Mexico Slam (1999)

OHIO STATE PLAYERS AND COACHES IN THE NATIONAL BASKETBALL HALL OF FAME

	Inducted	Coach/Player	OSU Career/Tenure
L.W. St. John	1962	Coach	1912-19
Harold Olsen	1959	Coach	1923-46
Fred Taylor	1986	Coach	1959-76
Jerry Lucas	1979	Player	1960-62
John Havlicek	1983	Player	1960-62
Neil Johnston	1990	Player	1947-48
Bob Knight	1991	Player	1960-62
Arnie Risen	1998	Player	1944-45



Fred Taylor (right) with Woody Hayes (middle) and Bobby Knight (left).



HONORS & AWARDS

NABC ALL-AMERICANS

1980...Kelvin Ransey, Third Team
 1987...Dennis Hopson, Second Team
 1991...Jimmy Jackson, Second Team
 1992...Jimmy Jackson, First Team
 1999...Scoonie Penn, Third Team
 2000...Scoonie Penn, Second Team
 2007...Greg Oden, Second Team
 2010...Evan Turner, First Team
 2011...Jared Sullinger, First Team

HELMS FOUNDATION ALL-AMERICANS

1925...John Miner, First Team
 1931...Wes Fesler, First Team
 1939...Jimmy Hull, First Team
 1945...Arnie Risen, Second Team
 1946...Paul Huston, First Team
 1949...Dick Schnittker, Third Team
 1950...Dick Schnittker, First Team
 1953...Paul Ebert, Second Team
 1954...Paul Ebert, Third Team
 1956...Robin Freeman, First Team
 1960...Jerry Lucas, First Team
 1961...Jerry Lucas, First Team
 Larry Siegfried, First Team
 1962...Jerry Lucas, First Team
 John Havlicek, First Team
 1964...Gary Bradds, First Team

UPI ALL-AMERICANS

1949...Dick Schnittker, Third Team
 1950...Dick Schnittker, First Team
 1953...Paul Ebert, Third Team
 1954...Paul Ebert, Third Team
 1955...Robin Freeman, Second Team
 1956...Robin Freeman, First Team
 1957...Frank Howard, Third Team
 1960...Jerry Lucas, First Team
 1961...Jerry Lucas, First Team
 1961...John Havlicek, Second Team
 1961...Larry Siegfried, Third Team
 1962...Jerry Lucas, First Team
 1962...John Havlicek, First Team
 1963...Gary Bradds, First Team
 1964...Gary Bradds, First Team
 1972...Allan Hornyak, Second Team
 1973...Allan Hornyak, Third Team
 1979...Kelvin Ransey, Third Team

1980...Kelvin Ransey, Second Team
 1987...Dennis Hopson, Second Team
 1991...Jimmy Jackson, First Team
 1992...Jimmy Jackson, First Team

SPORTING NEWS ALL-AMERICANS

2000...Scoonie Penn, Second Team
 2007...Greg Oden, Second Team
 2010...Evan Turner, First Team
 2010...Jared Sullinger

CONSENSUS FIRST TEAM

ALL-AMERICANS (BY SCHOOL)

School	No. ...Players
Kansas	2720
North Carolina	2516
Purdue	2416
Penn	2414
Kentucky	2318
Notre Dame	2213
Wisconsin	2017
UCLA	2014
Columbia	1913
Duke	1815
Indiana	1512
Chicago	148
Illinois	139
Ohio State	1310
Minnesota	1110
Oklahoma	119

DIVISION I ACADEMIC ALL-AMERICAN

1968...Bill Hosket

NCAA POSTGRADUATE SCHOLARSHIP WINNER

1968...Bill Hosket

NCAA DIVISION I PLAYER OF THE YEAR

1961...Jerry Lucas, AP, UPI, USBWA (Oscar Robertson Trophy), The Sporting News
 1962...Jerry Lucas, AP, UPI, USBWA (Oscar Robertson Trophy), The Sporting News
 1964...Gary Bradds, AP, UPI
 1992...Jimmy Jackson, UPI
 2010...Evan Turner, Sporting News
 USBWA (Oscar Robertson Trophy), AP, NABC, Naismith, Wooden

DIVISION I DEFENSIVE PLAYER OF THE YEAR

2007...Greg Oden

DIVISION I FR. OF THE YEAR

2007...Jared Sullinger, *Sporting News*, NABC (Wayman Tisdale Award)

PETE NEWELL BIG MAN AWARD

2007...Greg Oden

NCAA ALL-SOUTH/SOUTHEAST/MIDEAST REGIONAL TEAMS

1960...John Havlicek
 1960...Jerry Lucas
 1961...John Havlicek
 1961...Jerry Lucas
 1962...John Havlicek
 1963...Jerry Lucas (MOP)
 1964...Don Hilt
 1968...Dave Sorenson (MOP)
 1968...Bill Hosket
 1971...Allan Hornyak
 1971...Luther Witte
 1999...Michael Redd
 1999...Ken Johnson
 1999...Scoonie Penn (MOP)
 2007...Mike Conley Jr. (MOP)
 2007...Ron Lewis
 2007...Greg Oden
 2010...Evan Turner

FINAL FOUR MOST OUTSTANDING PLAYER

1939...Jimmy Hull
 1960...Jerry Lucas
 1961...Jerry Lucas

FRANCIS POMEROY AWARD

(Nation's best player under 6-feet)
 2000...Scoonie Penn

OSU PLAYERS ON USA BASKETBALL TEAMS

USA Olympic Teams
 Jerry Lucas (1960-Gold)
 Bill Hosket (1968-Gold)
 Michael Redd (2008-Gold)

ALL-BIG TEN FORWARDS

1925...Johnny Miner
 1939...Jimmy Hull
 1941...Dick Fisher
 1944...Don Grate
 1945...Don Grate
 1949...Dick Schnittker
 1950...Dick Schnittker
 1952...Paul Ebert
 1953...Paul Ebert
 1954...Paul Ebert
 1957...Frank Howard
 1958...Frank Howard
 1961...John Havlicek
 1962...John Havlicek
 1968...Bill Hosket, Jr.

1982...Clark Kellogg
 1983...Tony Campbell
 1984...Tony Campbell
 1986...Brad Sellers
 1987...Dennis Hopson
 1991...Jim Jackson
 2011...Jared Sullinger

ALL-BIG TEN GUARDS

1927...Bill Hunt
 1931...Wesley Fesler
 1933...Howard Mattison
 1936...Tippy Dye
 1937...Tippy Dye
 1939...Bob Lynch
 1946...Paul Huston
 1950...Bob Donham
 1955...Robin Freeman
 1956...Robin Freeman
 1961...Larry Siegfried
 1971...Jim Cleamons
 1971...Allan Hornyak
 1972...Allan Hornyak
 1973...Allan Hornyak
 1978...Kelvin Ransey
 1979...Kelvin Ransey
 1980...Kelvin Ransey
 1989...Jay Burson
 1992...Jim Jackson
 1999...Scoonie Penn
 2000...Scoonie Penn
 2000...Michael Redd
 2002...Brian Brown
 2007...Mike Conley, Jr.
 2008...Jamar Butler
 2009...Evan Turner
 2010...Evan Turner

ALL-BIG TEN CENTERS

1925...H. Cunningham
 1933...Bill Hosket, Sr.
 1944...Arnold Risen
 1946...Jack Underman
 1960...Jerry Lucas
 1961...Jerry Lucas
 1962...Jerry Lucas
 1963...Gary Bradds
 1964...Gary Bradds
 1967...Bill Hosket, Jr.
 1969...Dave Sorenson
 1970...Dave Sorenson
 1971...Luke Witte
 1980...Herb Williams
 2001...Ken Johnson
 2006...Terence Dials
 2007...Greg Oden

ACADEMIC ALL-BIG TEN

1965-66...Bill Hosket
 1966-67...Bill Hosket
 1967-68...Bill Hosket
 1968-69...Craig Barclay
 1969-70...Jim Cleamons
 1974-75...Dan Weston
 1984-85...Troy Taylor
 1987-88...Anthony White
 1989-90...Steven Hall
 1990-91...Steven Hall
 1991-92...Steven Hall

1992-93...Doug Etzler
 1993-94...Doug Etzler
 Nathan Wilbourne
 1994-95...Doug Etzler
 1995-96...Steve Belter
 1996-97...Eric Hanna
 1997-98...Eric Hanna
 2000-01...Sean Connolly
 2001-02...Sean Connolly
 2002-03...Sean Connolly
 Matt Marinchick
 Ugo Nwankwo
 2003-04...Matt Marinchick
 Ugo Nwankwo
 2004-05...Matt Marinchick
 2007-08...Mark Titus
 2008-09...P.J. Hill, Kyle Madsen
 2009-10...Kyle Madsen, Danny Peters, Zisis Sarikopoulos

BIG TEN PLAYER OF THE YEAR

1987...Dennis Hopson
 1991...Jim Jackson
 1992...Jim Jackson
 1999...Scoonie Penn
 2006...Terence Dials
 2010...Evan Turner

BIG TEN FRESHMAN OF THE YEAR

1990...Jim Jackson
 1993...Greg Simpson
 1998...Michael Redd
 2007...Greg Oden
 2009...William Buford
 2011...Jared Sullinger

BIG TEN COACH OF THE YEAR

1983...Eldon Miller
 1991...Randy Ayers
 1992...Randy Ayers
 1999...Jim O'Brien
 2001...Jim O'Brien
 2006...Thad Matta
 2007...Thad Matta
 2010...Thad Matta

BIG TEN DEFENSIVE PLAYER OF THE YEAR

2000...Ken Johnson
 2001...Ken Johnson
 2007...Greg Oden

BIG TEN MOST VALUABLE PLAYERS SELECTED BY THE CHICAGO TRIBUNE

1956...Robin Freeman
 1960...Jerry Lucas
 1961...Jerry Lucas
 1962...Jerry Lucas
 1963...Gary Bradds
 1964...Gary Bradds
 1971...Jim Clemons
 1982...Clark Kellogg



HONORS & AWARDS

1991..... Jim Jackson
 1992..... Jim Jackson
 2006..... Terence Dials

BIG TEN PLAYERS OF THE WEEK (1981- PRES.)

1/12/82..... Clark Kellogg
 2/14/83..... Tony Campbell
 1/23/84..... Tony Campbell
 2/25/85..... Brad Sellers
 12/9/85..... Dennis Hopson
 3/3/86..... Brad Sellers
 1/20/87..... Dennis Hopson
 1/27/87..... Dennis Hopson
 12/8/87..... Jay Burson
 1/19/88..... Jay Burson
 1/3/89..... Jay Burson
 1/2/90..... Perry Carter
 1/98/90..... Jim Jackson
 2/6/90..... Jim Jackson
 2/12/91..... Jim Jackson
 2/19/91..... Jim Jackson
 1/6/92..... Jim Jackson
 2/3/92..... Jim Jackson
 2/10/92..... Chris Jent
 3/2/92..... Jim Jackson
 1/11/93..... Greg Simpson
 11/16/98..... Scoonie Penn
 12/21/98..... Michael Redd
 1/4/99..... Michael Redd
 1/25/99..... Michael Redd
 2/15/99..... Scoonie Penn
 2/22/99..... Scoonie Penn
 1/31/00..... Ken Johnson
 2/21/00..... Michael Redd
 3/6/00..... George Reese
 12/18/00..... Brian Brown
 1/12/01..... Brian Brown
 2/26/01..... Ken Johnson
 1/7/02..... Boban Savovic
 1/21/02..... Brian Brown
 12/16/02..... Brent Darby
 2/23/04..... Velimir Radinovic
 12/20/04..... Terence Dials
 12/27/04..... Terence Dials
 12/19/05..... Je'Kel Foster
 2/6/06..... Je'Kel Foster
 2/13/06..... Jamar Butler
 2/27/06..... Terence Dials
 11/13/06..... Ron Lewis

1/29/07..... Greg Oden
 2/12/07..... Mike Conley Jr.
 2/26/07..... Greg Oden
 11/26/07..... Kosta Koufos
 3/10/08..... Jamar Butler
 12/8/08..... Evan Turner
 1/19/09..... William Buford
 2/2/09..... Evan Turner
 2/9/09..... Evan Turner
 11/16/09..... Evan Turner
 11/23/09..... Evan Turner
 11/30/09..... Evan Turner
 12/28/09..... David Lighty
 1/18/10..... Evan Turner
 2/8/10..... Evan Turner
 2/22/10..... Evan Turner
 3/1/10..... Evan Turner
 11/22/10..... Jared Sullinger
 12/13/10..... Jared Sullinger
 1/10/11..... Jared Sullinger
 1/24/11..... Jared Sullinger
 3/7/11..... Jon Diebler

BIG TEN FRESHMAN OF THE WEEK (2010-PRES.)

11/15/10..... Jared Sullinger
 11/22/10..... Jared Sullinger
 11/29/10..... Deshaun Thomas
 12/6/10..... Jared Sullinger
 12/13/10..... Jared Sullinger
 12/20/10..... Jared Sullinger
 12/27/10..... Jared Sullinger
 1/3/11..... Jared Sullinger
 1/10/11..... Jared Sullinger
 1/17/11..... Aaron Craft
 1/24/11..... Jared Sullinger
 1/31/11..... Jared Sullinger
 2/7/11..... Jared Sullinger
 3/7/11..... Jared Sullinger

COLUMBUS DISPATCH OHIO COACH OF THE YEAR

1983..... Eldon Miller
 1987..... Gary Williams
 1991..... Randy Ayers
 1999..... Jim O'Brien
 2006..... Thad Matta
 2007..... Thad Matta
 2010..... Thad Matta

BIG TEN STANDINGS, 1905-2011

	Won	Lost	Pct.
1. Purdue	875	620	.585
2. Indiana.....	855	608	.584
3. Illinois.....	878	636	.580
4. Michigan State.....	541	445	.549
5. OHIO STATE.....	713	657	.520
6. Michigan	712	666	.517
7. Iowa.....	703	718	.495
8. Wisconsin.....	713	799	.472
9. Minnesota	641	778	.452
10. Chicago.....	168	296	.362
11. Northwestern	476	1,004	.322
12. Penn State.....	103	219	.320

ALL-TIME BIG TEN CHAMPIONSHIPS

	Outright	Shared	Total
1. Purdue	12	10	22
2. Indiana.....	11	9	20
3. OHIO STATE.....	13	6	19
4. Illinois.....	8	9	17
Wisconsin.....	8	9	17
6. Michigan	7	5	12
7. Michigan State.....	5	7	12
8. Minnesota	5	4	9
9. Iowa.....	4	4	8
10. Chicago.....	4	2	6
11. Northwestern	1	1	2



ALL TIME **STARTING LINEUPS**

1913 Archer Reilly (C) Ross Richmond Trautman Fritz	1923 Lewis Dudley Howard Blair Dudley Robinson (C) Harlon Davis Arthur Haid	1932 Herbert Brown Bob Colburn Fred Conrad Howard Mattison Joe Hoffer (C)	1941 Fred Miller Gil Mickelson (C) Jack McLain Jack Dawson Max Gecowets	1950 Bob Burkholder Gene Brown Fred Taylor Dick Schnittker (C) Bob Donham	1959 Larry Siegfried Joe Carlson (CC) Larry Huston (CC) Joe Roberts Richard Furry
1914 Boyd Cherry Bliss Dean Richmond (C) Graf Godfrey	1924 Johnny Miner (C) Melville Shaw Harold Cunningham George Cameron Ralph Seiffer	1933 Lewis Hinchman Bob Colburn Bill Hosket Howard Mattison (C) Bill Beitner	1942 Fred Miller Bud Wise Robert Shaw Jack Graf (C) Max Gecowets	1951 John Karaffa Jack Jones Ralph Armstrong James Remington (C) Bill Wilks	1960 (25-3) John Havlicek Joe Roberts (CC) Jerry Lucas Larry Siegfried Mel Nowell
1915 Foust Simmacher Boyd Cherry (C) Graf Godfrey	1925 Johnny Miner Melville Shaw Harold Cunningham George Cameron (C) Ralph Seiffer	1934 Padlow Bob Colburn Rosequist Fred Conrad (C) Bill Beitner	1943 Fred Miller (C) Bud Wise Robert Shaw Dick Schrider Lou Trabitz	1952 John Karaffa (C) Jack Jones Paul Ebert Tom Williams Bill Wilks	1961 (27-1) John Havlicek Richie Hoyt Jerry Lucas Mel Nowell Larry Siegfried (C)
1917 Don Leader (C) Norton Clarence McDonald Davies Charles Bolen	1926 Wilbur Tarbert Benton Dempsey Harold Cunningham Ralph Seiffer (C) William Hunt	1935 Warren Whitlinger Red Wilson Earl Thomas Bill Beitner (C) Tippy Dye	1944 Paul Huston Bob Bowen Arnold Risen Donald Grate (C) Jack Dugger	1953 Merrill Hatfield Dean Cook Paul Ebert Tom Williams (C) Bill Wilks	1962 (26-2) John Havlicek (C) Doug McDonald Jerry Lucas Mel Nowell Dick Reasbeck
1918 Davies Francis Kennedy Nemecek Charles Bolen (C)	1927 Fred Grim R.R. Bell Wilbur Tarbert William Hunt (C) Joseph Cox	1936 Warren Whitlinger (C) Jim McDonald Earl Thomas Raudabaugh Tippy Dye	1945 Paul Huston (C) Warren Amling Arnold Risen Donald Grate Jack Dugger	1954 Robin Freeman Dean Cook Paul Ebert (C) John Miller Don Kelley	1963 (20-4) Doug McDonald (C) Jim Doughty Gary Bradds Dick Ricketts Dick Reasbeck
1919 Matheny Francis Clarence McDonald Edgar Weltner (C) Boland	1928 Robin Bell (C) Fred Grim George Van Heyde Joseph Cox Ronald Hectorne	1937 Jim McDonald Jimmy Hull Earl Thomas Tippy Dye (C) Raudabaugh	1946 Paul Huston Warren Amling Jack Underman Bob Bowen Ray Snyder (C)	1955 Don Kelley John Miller (C) Charles Ropes Charles Ellis Robin Freeman	1964 (16-8) Don DeVoe Jim Shaffer Gary Bradds (C) Tom Bowman Dick Ricketts
1920 Abraham Greenspun Francis Clarence McDonald (C) Nemecek Clark	1929 Jack Evans Harold Ervin George Van Heyde (C) Wesley Fesler Richard Larkins	1938 Jimmy Hull Richard Baker Johnny Schick Jim McDonald (C) Richard Boughner	1947 Paul Huston (C) Warren Amling Jack Underman Bob Bowen Bob Donham	1956 Robin Freeman Charles Ellis Don Kelley (C) Frank Howard Jim Laughlin	1965 (12-12) Dick Ricketts (C) Ron Sepic Al Rowley Jim Shaffer Andy Ahijevych
1921 Bartel Robert Dudley William Slyker (C) Clark Patterson	1930 Harold Ervin Jack Evans Lowell Wrigley Wesley Fesler (C) Richard Larkins	1939 James Hull (C) Richard Baker John Schick Richard Boughner Robert Lynch	1948 Bob Burkholder Gene Brown Neil Johnston Dick Schnittker Bob Donham (C)	1957 Jim Laughlin Gene Millard (C) Larry Huston Frank Howard Ken Sidle	1966 (11-13) Bill Hosket Bob Dove (CC) Ron Sepic Al Peters Al Rowley
1922 Abraham Greenspun (C) Robert Dudley Paul Beard George Robinson Frank Young	1931 Harold Ervin Lewis Hinchman Howard Mattison Richard Larkins (C) Wesley Fesler	1940 Gil Mickelson William Goss William Sattler Robert Lynch (C) Jed Mees	1949 Bob Burkholder Gene Brown Bob Raidiger (C) Dick Schnittker Bob Donham	1958 Jim Laughlin (CC) Joe Carlson Larry Huston Frank Howard (CC) Ken Sidle	1967 (13-11) Bill Hosket Ron Sepic (C) Jeff Miller Mike Swain Al Rowley



ALL TIME **STARTING LINEUPS**

1968 (21-8)

Bill Hosket (C)
Steve Howell
Dave Sorenson
Jody Finney
Denny Meadors

1969 (17-7)

Dave Sorenson
Jim Cleamons
Jody Finney
Steve Howell
Denny Meadors (C)

1970 (17-7)

Dave Sorenson (C)
Jim Cleamons
Jody Finney
Craig Barclay
Dan Andreas

1971 (20-6)

Mark Minor
Mark Wagar
Luke Witte
Jim Cleamons (C)
Allan Hornyak

1972 (18-6)

Allan Hornyak
Luke Witte
Dan Gerhard
Wardell Jackson
Mark Minor (C)

1973 (14-10)

Allan Hornyak (C)
Luke Witte
Wardell Jackson
Bill Andreas
Dan Gerhard

1974 (9-15)

Bill Andreas
Larry Bolden
Steve Wenner
Wardell Jackson (C)
Gary Repella

1975 (14-14)

Bill Andreas (C)
Larry Bolden
Craig Taylor
Mark Bayless
Andy Stiegemeier

1976 (6-20)

Craig Taylor (C)
Larry Bolden
Fred Poole
Jud Wood
Mike Daugherty

1977 (9-18)

Kevin Ransey
Larry Bolden (C)
Terry Burris
Jim Ellinghausen
Tony Hall

1978 (16-11)

Kelvin Ransey
Herb Williams
Ken Page
Mike Cline (CC)
Jim Smith

1979 (19-12)

Kelvin Ransey (CC)
Herb Williams
Carter Scott
Jim Smith (CC)
Todd Penn

1980 (21-8)

Clark Kellogg
Carter Scot
Jim Smith
Herb Williams (CC)
Kelvin Ransey (CC)

1981 (14-13)

Clark Kellogg
Jim Smith
Herb Williams (CC)
Larry Huggins
Carter Scott (CC)

1982 (21-10)

Clark Kellogg (CC)
Tony Campbell
Granville Waiters
Larry Huggins
Carter Scott (CC)

1983 (20-10)

Tony Campbell (CC)
Joe Concheck
Granville Waiters
Larry Huggins (CC)
Troy Taylor

1984 (15-14)

Tony Campbell (CC)
Dave Jones
Clarence McGee
Troy Taylor
Ron Stokes (CC)

1985 (20-10)

Joe Concheck (CC)
Dennis Hopson
Brad Sellers
Troy Taylor (CC)
Ron Stokes (CC)

1986 (19-14)

Dennis Hopson (CC)
Jerry Francis
Brad Sellers
Keith Wesson
Kip Lomax

1987 (20-13)

Dennis Hopson (C)
Jerry Francis
John Anderson
Curtis Wilson
Jay Burson

1988 (20-13)

Jerry Francis
Perry Carter
Tony White
Jay Burson
Curtis Wilson (CC)

1989 (19-15)

Jamaal Brown
Jay Burson (CC)
Tony White (CC)
Perry Carter
Jerry Francis (CC)

1990 (17-13)

Jamaal Brown
Mark Baker
Perry Carter (C)
Chris Jent
Jim Jackson

1991 (27-4)

Jamaal Brown
Mark Baker
Perry Carter (C)
Jim Jackson
Treg Lee

1992 (26-6)

Chris Jent
Lawrence Funderburke
Jim Jackson
Mark Baker
Jamaal Brown (C)

1993 (15-13)

Greg Simpson
Jamie Skelton
Derek Anderson
Antonio Watson (C)
Lawrence Funderburke

1994 (13-16)

Greg Simpson
Jamie Skelton (CC)
Antonio Watson
Rickey Dudley (CC)
Lawrence Funderburke

1995 (6-22)

Doug Etzler (C)
Carlos Davis
Antonio Watson
Rick Yudt
Rickey Dudley

1996 (10-17)

Damon Stringer
Neshaun Coleman
Jermaine Tate
Shaun Stonerook
Rick Yudt (C)

1997 (10-17)

Damon Stringer (C)
Neshaun Coleman
Jermaine Tate
Shaun Stonerook
Jason Singleton

1998 (8-22)

Jason Singleton
Jon Sanderson
Ken Johnson
Michael Redd
Carlos Davis

1999 (27-9)

Jason Singleton (CC)
Jon Sanderson
Ken Johnson
Michael Redd
Scoonie Penn (CC)

2000 (23-7)

George Reese
Ken Johnson
Brian Brown
Michael Redd (CC)
Scoonie Penn (CC)

2001 (20-11)

Ken Johnson (CC)
Brian Brown (CC)
Boban Savovic
Brent Darby
Zach Williams

2002 (24-8)

Brian Brown (C)
Boban Savovic
Brent Darby
Velimir Radinovic
Zach Williams

2003 (17-15)

Brent Darby (CC)
Sean Connolly (CC)
Velimir Radinovic
Zach Williams
Shun Jenkins or
Matt Sylvester

2004 (14-16)

Tony Stockman
Brandon Fuss-Cheatham
Velimir Radinovic (C)
J.J. Sullinger
Terence Dials

2005 (20-12)

Ivan Harris
J.J. Sullinger
Terence Dials (C)
Brandon-Fuss Cheatham or
Jamar Butler
Tony Stockman or
Je'Kel Foster

2006 (26-6)

J.J. Sullinger (CC)
Jamar Butler
Terence Dials (CC)
Je'Kel Foster (CC)
Matt Sylvester (CC)

2007 (35-4)

Ivan Harris
Greg Oden
Jamar Butler
Mike Conley Jr.
Ron Lewis

2008 (24-13)

Jamar Butler (CC)
Kosta Koufos
Othello Hunter (CC)
David Lighty (CC)
Evan Turner

2009 (22-11)

Evan Turner
William Buford
Jon Diebler
Jeremie Simmons or
P.J. Hill
Dallas Lauderdale

2010 (29-8)

Evan Turner
William Buford
Jon Diebler
David Lighty
Dallas Lauderdale

2011 (34-3)

William Buford
Jon Diebler
David Lighty
Dallas Lauderdale
Jared Sullinger



OHIO STATE AND THE **NCAA TOURNAMENT**

Over the years, Ohio State has appeared in 23 NCAA tournaments, including the first in 1939 when the Buckeyes finished as runners-up. The Buckeyes, who have made it to the Final Four nine times and appeared in five championship games, have an overall record of 41-22 in NCAA tournament play.

1939 (2-1) Eastern Regional, Philadelphia, Pa.

OSU 64, Wake Forest 52
OSU 53, Villanova 36*

Regional Semifinals
Regional Finals/Final Four

National Finals, Evanston, Ill.

Oregon 46, OSU 33*

National Title Game

1944 (1-1) Eastern Regional, New York

OSU 57, Temple 47
Dartmouth 60, OSU 53*

Regional Semifinals
Regional Finals/Final Four

1945 (1-1) Eastern Regional, New York

OSU 45, Kentucky 37
New York U. 70, OSU 65 (ot)*

Regional Semifinals
Regional Finals/Final Four

1946 (2-1) Eastern Regional, New York

OSU 46, Harvard 38
North Carolina 60, OSU 57 (ot)*
OSU 63, California 45*

Regional Semifinals
Regional Finals/Final Four
National 3rd-Place Game

1950 (1-1) Eastern Regional, New York

C.C.N.Y. 56, OSU 55
OSU 72, Holy Cross 52

Regional Semifinals
Regional 3rd-Place Game

1960 (4-0) Champion Mid-east Regional, Louisville, Ky.

OSU 98, Western Kentucky 79
OSU 86, Georgia Tech 69

Regional Semifinals
Regional Finals

Final Four, San Francisco

OSU 76, New York U. 54*
OSU 75, California 55*

National Semifinals
National Title Game

1961 (3-1) Mid-east Regional, Louisville, Ky.

OSU 56, Louisville 55
OSU 87, Kentucky 74

Regional Semifinals
Regional Finals
National Semifinals/Final Four
National Title Game

Final Four, Kansas City, Mo.

OSU 95, St. Joseph's 69*
Cincinnati 70, OSU 65 (OT)*

1962 (3-1) Mid-east Regional, Iowa City, Iowa

OSU 93, Western Kentucky 73
OSU 74, Kentucky 64

Regional Semifinals
Regional Finals
National Semifinals/Final Four
National Title Game

Final Four, Louisville, Ky.

OSU 84, Wake Forest 68*
Cincinnati 71, OSU 59*

1968 (3-1) Mid-east Regional, Lexington, Ky.

OSU 79, E. Tennessee 72
OSU 82, Kentucky 81

Regional Semifinals
Regional Finals
National Semifinals/Final Four
National 3rd-Place Game

Final Four, Los Angeles

North Carolina 80, OSU 66*
OSU 89, Houston 85*

1971 (1-1) Mid-east Regional, Athens, Ga.

OSU 60, Marquette 59
W. Kentucky 81, OSU 78 (ot)

Regional Semifinals
Regional Finals

1980 (1-1) West Regional, Tempe, Ariz.

(4) OSU 89, (5) Arizona State 75
(8) UCLA 72, (4) OSU 68
Tuscon, Ariz.

Second Round
Regional Semifinals

1982 (0-1) East Regional, Charlotte, N.C.

(9) James Madison 55, (8) OSU 48

First Round

1983 (1-1) East Regional, Hartford, Conn.

(3) OSU 79, (6) Syracuse 74
(2) North Carolina 64, (3) OSU 51

Second Round
Regional Semifinals
Syracuse, N.Y.

1985 (1-1) Midwest Regional, Tulsa, Okla.

(4) OSU 75, (13) Iowa State 64
(5) Louisiana Tech 79, (4) OSU 67

First Round
Second Round

1987 (1-1) Southeast Regional, Atlanta, Ga.

(9) OSU 91, (8) Kentucky 77
(1) Georgetown 82, (9) OSU 79

First Round
Second Round

1990 (1-1) West Regional, Salt Lake City, Utah

(8) OSU 84, (9) Providence 83 (ot)
(1) UNLV 76, (8) OSU 65

First Round
Second Round

1991 (2-1) Midwest Regional, Dayton, Ohio

(1) OSU 97, (16) Towson State 86
(1) OSU 65, (8) Georgia Tech 61
(4) St. John's 91, (1) OSU 74

First Round
Second Round
Regional Semifinals, Pontiac, Mich.

1992 (3-1) Southeast Regional, Cincinnati, Ohio

(1) OSU 83, (16) Mississippi Valley St. 56
(1) OSU 78, (9) Connecticut 55
at Lexington, Ky.
(1) OSU 80, (4) North Carolina 73
(6) Michigan 75, (1) OSU 71 (ot)

First Round
Second Round
Regional Semifinals
Regional Finals

##1999 (4-1) South Regional, Indianapolis, Ind.

(4) OSU 72, (13) Murray State 58
(4) OSU 75, (12) Detroit 44
at Knoxville, Tenn.
(4) OSU 71, (1) Auburn 64
(4) OSU 77, (3) St. John's 74
at St. Petersburg, Fla.
(1) Connecticut 64, (4) OSU 58*

First Round
Second Round
Regional Semifinals
Regional Finals
Final Four

##2000 (1-1) South Regional, Nashville, Tenn.

(3) OSU 87, (14) Appalachian State 61
(6) Miami, Fla. 75, (3) OSU 62

First Round
Second Round

##2001 (0-1) East Regional, Greensboro, N.C.

(12) Utah State 77, (5) OSU 68 (ot)

First Round

##2002 (1-1) West Regional, Albuquerque, N.M.

(4) OSU 69, (13) Davidson 64
(12) Missouri 83, (4) OSU 67

First Round
Second Round

2006 (1-1) Minneapolis Regional, Dayton, Ohio

(2) OSU 70, (15) Davidson 62
(7) Georgetown 70, (2) OSU 52

First Round
Second Round

2007 (5-1) South Regional, Lexington, Ky.

(1) OSU 78, (16) Central Conn. State 57
(1) OSU 78, (9) Xavier 71
at San Antonio, Texas
(1) OSU 85, (5) Tennessee 84
(1) OSU 92, (2) Memphis 76
Final Four, Atlanta, Ga.
(1) OSU 67, (2) Georgetown 60*
(1) Florida 84, (1) OSU 75*

First Round
Second Round
Regional Semifinals
Regional Finals
National Semifinals
National Title Game

2009 (0-1) Midwest Regional, Dayton, Ohio

(9) Siena 74, (8) OSU 72-2ot

First Round

2010 (2-1) Midwest Regional, Milwaukee, Wisc.

(2) OSU 68, (15) UCSB 51
(2) OSU 75, (10) Georgia Tech 66
Midwest Regional, St. Louis, Mo.
(6) Tennessee 76, (2) OSU 73

First Round
Second Round
Regional Semifinals

2011 (2-1) East Regional, Cleveland, Ohio

(1) OSU 75, (16) UTSA 46
(2) OSU 98, (8) George Mason 66
East Regional, Newark, N.J.
(4) Kentucky 62, (1) OSU 60

Second Round
Third Round
Regional Semifinals

*Final Four // (#) Seed // ## Results vacated by NCAA

Overall Record: 41-22 (.651)

Final Four Appearances: 9 (1939, 1944, 1945, 1946, 1960, 1961, 1962, 1968, 2007)
NCAA Tournament Championships: 1 (1960)

Record by Region:

In East: 10-8 (.556)
In South/Southeast: 9-3 (.750)
In Midwest: 5-4 (.556)
In West: 2-2 (.500)
In Mid-east: 14-4 (.778)
Minneapolis: 1-1 (.500)

Record by Seed:

As No. 1 seed: 12-4 (.775)
As 2 seed: 1-1 (.500)
As 3 seed: 1-1 (.500)
As 4 seed: 2-2 (.500)
As 8 seed: 1-3 (.250)
As 9 seed: 1-1 (.500)



OHIO STATE AND THE NCAA TOURNAMENT

INDIVIDUAL NCAA GAME RECORDS

Name	Points	Opponent	Date	W/L, Score
Jerry Lucas	36	Western Kentucky	3/11/60	W, 98-79
Jerry Lucas	33	Kentucky	3/18/61	W, 87-74
Jerry Lucas	33	Kentucky	3/17/62	W, 74-64
Brian Brown	33	Davidson	3/14/02	W, 69-64
Dennis Hopson	32	Kentucky	3/13/87	W, 91-77
Evan Turner	31	Tennessee	3/26/10	L, 76-73
Jerry Lucas	29	St. Joseph's	3/24/61	W, 95-69
Kelvin Ransey	29	UCLA	3/13/80	L, 72-68
Jimmy Hull	28	Villanova*	3/18/39	W, 53-36
Jerry Lucas	27	Cincinnati@	3/25/61	L, 70-65 (OT)
Michael Redd	27	Murray State	3/11/99	W, 72-58
Arnold Risen	26	NYU*	3/24/45	L, 70-65
Dick Schnittker	26	CCNY	3/23/50	L, 56-55
Steve Howell	26	Houston*	3/23/68	W, 89-85
Allan Hornyak	26	Western Kentucky	3/20/71	L, 81-78 (OT)
Scoonie Penn	26	Auburn	3/18/99	W, 72-64

Rebounds	30	Jerry Lucas	vs. Kentucky at Louisville	1961
Assists	15	Aaron Craft	vs. George Mason in Cleveland, Ohio	2011
Field Goals Made	14	Jerry Lucas	vs. Western Kentucky at Louisville	1960
			vs. Kentucky at Louisville	1961
Field Goals Attempted	25	Jerry Lucas	vs. Western Ky. at Louisville	1960
Free Throws Made	10	Arnold Risen	vs. N.Y. University at Madison Square Garden	1945
	10	Ron Lewis	vs. Memphis in San Antonio, Texas	2007
Free Throws Attempted	13	Arnold Risen	vs. N.Y. University at Madison Square Garden	1945

NCAA TEAM RECORDS

Total Points Scored	98	vs. Western Kentucky	at Louisville	1960
Rebounds	58	vs. Houston	at Los Angeles	1968
Field Goals Made	42	vs. Western Kentucky	at Louisville	1960
Field Goals Attempted	86	vs. Western Kentucky	at Louisville	1960
Free Throws Made	35	vs. Memphis	at San Antonio	2007
Free Throws Attempted	39	vs. Towson State	at Dayton	1991

NCAA TOURNAMENT INDIVIDUAL CAREER LEADERS

Points	Name	Year(s)
266	Jerry Lucas	1960, 1961, 1962
156	John Havlicek	1960, 1961, 1962
133	Michael Redd	1999, 2000
123	Scoonie Penn	1999, 2000
121	Jim Jackson	1990, 1991, 1992
107	Brian Brown	1999, 2000, 2001, 2002
104	David Lighty	2007, 2010, 2011
97	Mark Baker	1990, 1991, 1992
96	William Buford	2009, 2010, 2011
95	Jon Diebler	2009, 2010, 2011
91	Dennis Hopson	1985, 1987
90	David Lighty	2007, 2010
89	Evan Turner	2009, 2010
83	Jamaal Brown	1990, 1991, 1992
78	Chris Jent	1990, 1991, 1992
73	Perry Carter	1990, 1991
72	Bill Hosket	1968
69	Ken Johnson	1999, 2000, 2001
68	Dave Soreson	1968
64	Troy Taylor	1982, 1983, 1985
63	Lawrence Funderburke	1992

Rebounds	Name	Year(s)
197	Jerry Lucas	1960, 1961, 1962
105	John Havlicek	1960, 1961, 1962
58	Bill Hosket	1968
58	Jim Jackson	1990, 1991, 1992
50	Perry Carter	1990, 1991
42	Scoonie Penn	1999, 2000
42	Michael Redd	1999, 2000
36	Dallas Lauderdale	2009, 2010, 2011
36	Brian Brown	1999, 2000, 2001, 2002
35	William Buford	2009, 2010, 2011
35	Evan Turner	2009, 2010
34	David Lighty	2007, 2010, 2011
33	Dave Soreson	1968
32	Ken Johnson	1999, 2000, 2001
31	Steve Howell	1968
31	Clark Kellogg	1980, 1982



BILL HOSKET

OHIO STATE & THE NIT

1979 (2-2)
 OSU 80, St. Joseph's 66
 OSU 79, Maryland 72
 Indiana 64, OSU 55
 Alabama 96, OSU 86

1984 (0-1)
 Xavier 60, OSU 57 (OT)

1986 (5-0, Champion)
 OSU 65, Ohio U. 62
 OSU 71, Texas 65
 OSU 79, BYU 68
 OSU 79, La. Tech 66
 OSU 73, Wyoming 63

1988 (4-1)
 OSU 86, Old Dominion 73
 OSU 86, Cleveland State 80
 OSU 68, New Mexico 65
 OSU 64, Colorado State 62
 Connecticut 72, OSU 67

1989 (2-1)
 OSU 81, Akron 70
 OSU 85, Nebraska 74
 St. John's 83, OSU 80 (OT)

1993 (0-1)
 Miami (Ohio) 56, OSU 53

2003 (0-1)
 Georgia Tech 72, OSU 58

2008 (5-0)
 OSU 84, UNC Asheville 66
 OSU 73, California 56
 OSU 74, Dayton 63
 OSU 81, Mississippi 69
 OSU 92, Massachusetts 85





NCAA TOURNAMENT RECORDS

INDIVIDUAL FIELD GOALS MADE (att.)

- 14 (18) Jerry Lucas vs. Kentucky (3/18/61)
- 14 (25) Jerry Lucas vs. WKU (3/11/60)
- 13 (23) Kelvin Ransey vs. UCLA (3/13/80)
- 13 (19) Brian Brown vs. Davidson (3/14/02)

FIELD GOALS ATTEMPTED (made)

- 26 (7) Jim Jackson vs. Connecticut (3/21/92)
- 26 (12) Steve Howell vs. Houston (3/23/68)
- 25 (14) Jerry Lucas vs. WKU (3/11/60)

FIELD GOAL PERCENTAGE (min. 10 made)

- .909 (10-11) Jerry Lucas vs. St. Josephs (3/24/61)
- .777 (14-18) Jerry Lucas vs. Kentucky (3/18/61)
- .684 (13-19) Brian Brown vs. Davidson (3/14/02)

THREE-POINT FIELD GOALS MADE (att.)

- 7 (7) David Lighty vs. George Mason (3/20/11)
- 7 (12) Jon Diebler vs. UCSB (3/19/10)
- 5 (7) Scoonie Penn vs. App. St. (3/17/00)
- 5 (6) Jamar Butler vs. Central Conn. (3/15/07)

THREE-POINT FIELD GOAL ATTEMPTED (made)

- 12 (7) Jon Diebler vs. UCSB (3/19/10)
- 11 (2) Jon Diebler vs. Siena (3/20/09)
- 10 (4) Jon Diebler vs. Georgia Tech (3/21/10)

THREE-POINT FIELD GOAL PCT. (Min. 4 made)

- 1.00 (7-7) David Lighty vs. George Mason (3/20/11)
- .833 (5-6) Jamar Butler vs. CCSU (3/15/07)
- .800 (4-5) Ron Lewis vs. Xavier (3/17/07)
- .714 (5-7) Scoonie Penn vs. App. St. (3/17/00)

FREE THROWS MADE (att.)

- 10 (10) Ron Lewis vs. Memphis (3/24/07)
 - 9 (9) Evan Turner vs. Tennessee (3/26/10)*
- * Numerous others with nine

FREE THROWS ATTEMPTED (made)

- 14 (9) Mike Conley Jr. vs. Tennessee (3/22/07)
- 12 (9) Herb Williams vs. Arizona State (3/9/80)
- 12 (7) Michael Redd vs. Murray State (3/11/99)
- 12 (5) Jerry Lucas vs. Kentucky (3/18/61)

FREE THROW PERCENTAGE (Min. 9 made)

- .100 (10-10) Ron Lewis vs. Memphis (3/24/07)
 - .100 (9-9) Evan Turner vs. Tennessee (3/26/10)*
 - .900 (9-10) Mike Conley vs. Memphis (3/24/07)*
- * Numerous others at .900 percent

OFFENSIVE REBOUNDS

- 8 Jared Sullinger vs. Kentucky (3/25/11)
 - 7 George Reese vs. Detroit (3/13/99)
 - 6 Terence Dials vs. Davidson (3/17/06)
- * Numerous others with six

DEFENSIVE REBOUNDS

- 13 Perry Carter vs. Georgia Tech (3/17/91)
- 12 J. J. Sullinger vs. Davidson (3/17/06)
- 12 Scoonie Penn vs. Detroit (3/13/99)

TOTAL REBOUNDS

- 30 Jerry Lucas vs. Kentucky (3/18/61)
- 25 Jerry Lucas vs. WKU (3/11/60)
- 20 Bill Hosket vs. East Tennessee (3/15/68)

ASSISTS

- 15 Aaron Craft vs. George Mason (3/20/11)
 - 9 Evan Turner vs. Georgia Tech (3/21/10)
 - 9 Mark Baker vs. Mississippi Valley State (3/19/92)
 - 9 Mark Baker vs. Towson State (3/15/91)
- * Numerous others with eight

STEALS

- 4 Aaron Craft vs. Kentucky (3/25/11)
- 4 Mike Conley Jr. vs. Florida (4/2/07)
- 4 Scoonie Penn vs. Miami (3/19/00)
- 4 Michael Redd vs. App. St. (3/17/00)
- 4 Mark Baker vs. Towson State (3/15/91)

BLOCKED SHOTS

- 8 Dallas Lauderdale vs. UCSB (3/19/10)
- 7 Ken Johnson vs. St. John's (3/20/99)
- 5 Ken Johnson vs. Utah State (3/15/01)
- 5 Ken Johnson vs. Murray State (3/11/99)
- 5 Ken Johnson vs. Detroit (3/13/99)

TOTAL POINTS

- 36 Jerry Lucas vs. WKU (3/11/60)
- 33 Jerry Lucas vs. Kentucky (3/18/61)
- 33 Jerry Lucas vs. Kentucky (3/17/62)
- 33 Brian Brown vs. Davidson (3/14/02)

OPPONENT INDIVIDUAL NCAA RECORDS

FIELD GOALS MADE (att.)

- 14 (34) Elvin Hayes, Houston (3/23/68)
- 14 (35) Jim McDaniels, WKU (3/20/71)
- 13 (26) Theodis Lee, Houston (3/23/68)
- 13 (NA) Brindley, Dartmouth (3/25/44)

FIELD GOALS ATTEMPTED (made)

- 35 (14) Jim McDaniels, WKU (3/20/71)
- 34 (14) Elvin Hayes, Houston (3/23/68)
- 28 (8) Kenny Anderson, Georgia Tech (3/17/91)

FIELD GOAL PERCENTAGE (Min. 10 made)

- .714 (10-14) Larry Johnson, UNLV (3/17/90)
- .666 (10-15) Mike Kretzer, East Tennessee (3/15/68)
- .611 (11-18) Paul Hogue, Cincinnati (3/24/62)

THREE-POINT FIELD GOALS MADE (att.)

- 6 (13) Chris Lofton, Tennessee (3/22/07)
- 5 (9) Jonathan Wallace, Georgetown (3/31/07)
- 5 (11) Jeremy Hunt, Memphis (3/24/07)
- 5 (7) Charles Smith, Georgetown (3/15/87)

THREE-POINT FIELD GOAL ATTEMPTED

- 13 (6) Chris Lofton, Tennessee (3/22/07)
- 11 (5) Hunt, Memphis (3/24/07)
- 11 (4) Tristan Blackwood (3/15/07)

THREE-POINT FIELD GOAL PCT. (Min. 4 made)

- .800 (4-5) JaJuan Smith, Tennessee (3/22/07)
- .800 (4-5) Ryan Childress, Tennessee (3/22/07)
- .800 (4-5) Willie Kemp, Memphis (3/24/07)

FREE THROWS MADE (att.)

- 17 (22) Roger Newman, Kentucky (3/18/61)
- 11 (14) Aubrey Reese, Murray State (3/11/99)
- 10 (12) Bobby Rascoe, WKU (3/16/62)
- 10 (12) Erich Santifer, Syracuse (3/20/83)

FREE THROWS ATTEMPTED (made)

- 22 (17) Roger Newman, Kentucky (3/18/61)
- 14 (11) Aubrey Reese, Murray State (3/11/99)
- 13 (9) Chuck Lightening, Towson St. (3/15/91)

FREE THROW PERCENTAGE (Min. 9 made)

- .900 (9-10) Jeremy Hunt, Memphis (3/24/07)
- .900 (9-10) Kenny Anderson, Georgia Tech (3/17/91)
- .900 (9-10) Bill Bunting, North Carolina (3/22/68)

OFFENSIVE REBOUNDS

- 8 Ryan Tossiter, Siena (3/20/09)
- 7 Donyell Marshall, Connecticut (3/21/92)
- 7 Larry Johnson, UNLV (3/17/90)
- 6 Erick Barkley, St. John's (3/20/99)
- 6 Robert Dozier, Memphis (3/24/07)

DEFENSIVE REBOUNDS

- 14 Malcolm Mackey, Georgia Tech (3/17/91)
 - 10 Rod Sellers, Connecticut (3/21/92)
 - 9 Jeff Green, Georgetown (3/31/07)*
- * Numerous others with nine

TOTAL REBOUNDS

- 22 Clarence Glover, WKU (3/20/71)
- 22 Satch Sanders, NYU (3/18/60)
- 19 Paul Hogue, Cincinnati (3/24/62)
- 19 Malcolm Mackey, Georgia Tech (3/17/91)

ASSISTS

- 11 Wayne Smith, Louisiana Tech (3/16/85)
- 9 Jason Buchanan, St. John's (3/22/91)
- 9 Kenny Grant, Davidson (3/17/06)

STEALS

- 6 Jason Buchanan, St. John's (3/22/91)
- 5 Carlton Screen, Providence (3/15/90)
- 5 Eric Murdock, Providence (3/15/90)

BLOCKED SHOTS

- 5 Chris Webber, Michigan (3/29/92)
- 5 Robert Werdann, St. John's (3/22/91)
- 3 Jemino Sobers, CCSU (3/15/07)

TOTAL POINTS

- 34 Elvin Hayes, Houston (3/23/68)
- 31 Roger Newman, Kentucky (3/18/61)
- 31 Jim McDaniels, WKU (3/20/71)

OHIO STATE TEAM NCAA RECORDS

FIELD GOALS MADE (att.)

- 42 (86) vs. WKU (W, 98-79, 3/11/60)
- 38 (60) vs. St. Josephs (W, 95-69, 3/24/61)
- 38 (83) vs. WKU (W, 93-73, 3/16/62)

FIELD GOALS ATTEMPTED (made)

- 86 (42) vs. WKU (W, 98-79, 3/11/60)
- 83 (38) vs. WKU (W, 93-73, 3/16/62)
- 79 (28) vs. North Carolina (L, 80-66, 3/22/68)

FIELD GOAL PERCENTAGE (Min. 10 made)

- .673 (31-46) vs. California (W, 75-55, 3/19/60)
- .660 (33-50) vs. Kentucky (W, 91-77, 3/13/87)
- .633 (38-60) vs. St. Josephs (W, 95-69, 3/24/61)

THREE-POINT FIELD GOALS MADE (att.)

- 16 (26) vs. George Mason (W, 98-66, 3/20/11)
- 11 (20) vs. CCSU (W, 78-57, 3/15/07)
- 10 (22) vs. UCSB (W, 68-51, 3/19/10)
- 10 (21) vs. Detroit (W, 75-44, 3/13/99)



NCAA TOURNAMENT RECORDS

THREE-POINT FIELD GOAL ATTEMPTED (made)

1. 26 (16) vs. George Mason (W, 98-66, 3/20/11)
2. 25 (7) vs. Siena (L, 74-72 2ot, 3/20/09)
3. 23 (9) vs. Tennessee (L, 76-73, 3/26/10)
- 23 (4) vs. Florida (L, 84-75, 4/2/07)

THREE-POINT FIELD GOAL PCT. (min. 5 made)

1. .615 (16-26) vs. George Mason (W, 98-66, 3/20/11)
2. .600 (9-15) vs. App. St. (W, 87-61, 3/17/00)
3. .550 (11-20) vs. Central Conn. (W, 78-57, 3/15/07)
4. .500 (7-14) vs. St. John's (W, 77-74, 3/20/99)
- .500 (5-10) vs. Towson State (W, 97-86, 3/15/91)

FREE THROWS MADE (att.)

1. 35 (41) vs. Memphis (W, 92-76, 3/24/07)
2. 23 (35) vs. Tennessee (W, 85-84, 3/22/07)
- 23 (30) vs. Arizona State (W, 89-75, 3/9/80)
- 23 (30) vs. Kentucky (W, 91-77, 3/13/87)

FREE THROWS ATTEMPTED

1. 41 (35) vs. Memphis (W, 92-76, 3/24/07)
2. 39 (22) vs. Towson State (W, 97-86, 3/15/91)
3. 35 (23) vs. Tennessee (W, 85-84, 3/22/07)
- 35 (21) vs. Murray State (W, 72-58, 3/11/99)

FREE THROW PERCENTAGE (min. 15 made)

1. .937 (15-16) vs. Cincinnati (L, 70-65, 3/25/61)
2. .854 (35-41) vs. Memphis (W, 92-76, 3/24/07)
3. .850 (17-20) vs. Providence (W, 84-83, 3/15/90)
- .850 (17-20) vs. Xavier (W, 78-71, 3/17/07)

OFFENSIVE REBOUNDS

1. 21 vs. Michigan (L, 75-71, 3/29/92)
- 21 vs. UNLV (L, 76-65, 3/17/90)
3. 20 vs. Georgia Tech (W, 65-61, 3/17/91)
- 20 vs. North Carolina (W, 80-73, 3/27/92)

DEFENSIVE REBOUNDS

1. 33 vs. Xavier (W, 78-71, 3/17/07)
- 33 vs. Detroit (W, 75-44, 3/13/99)
- 33 vs. Murray State (W, 72-58, 3/11/99)

TOTAL REBOUNDS

1. 58 vs. Houston (W, 89-85, 3/23/68)
2. 53 vs. Wake Forest (W, 84-68, 3/23/62)
3. 52 vs. Georgia Tech (W, 86-69, 3/12/60)
- 52 vs. WKU (W, 98-79, 3/11/60)

ASSISTS

1. 26 vs. UTSA (W, 75-46, 3/18/11)
2. 23 vs. George Mason (W, 98-66, 3/20/11)
3. 21 vs. Georgetown (L, 82-79, 3/15/87)
- 21 vs. St. John's (W, 77-74, 3/20/99)
- 21 vs. Providence (W, 84-83, 3/15/90)

STEALS

1. 11 vs. Florida (L, 84-75, 4/2/07)
2. 10 vs. Michigan (L, 75-71, 3/29/92)
3. 9 vs. Missouri (L, 83-71, 3/16/02)*

* Numerous others with nine

BLOCKED SHOTS

1. 12 vs. UCSB (W, 68-51, 3/19/10)
2. 9 vs. St. John's (W, 77-74, 3/20/99)
3. 7 vs. Siena (L, 74-72 2ot, 3/20/09)

TOTAL POINTS

1. 98 vs. George Mason (W, 98-66, 3/20/11)
- 98 vs. WKU (W, 98-79, 3/11/60)
3. 97 vs. Towson State (W, 97-86, 3/15/91)
4. 95 vs. St. Josephs (W, 95-69, 3/24/61)

OPPONENT TEAM NCAA TOURNAMENT RECORDS

FIELD GOALS MADE (att.)

1. 38 (95) Houston (W, 89-85, 3/23/68)
2. 36 (79) Kentucky (W, 82-82, 3/16/68)
3. 34 (82) WKU (L, 81-78, 3/20/71)
- 34 (54) St. John's (L, 91-74, 3/22/91)
- 34 (71) Providence (W, 84-83, 3/15/90)

FIELD GOALS ATTEMPTED (made)

1. 95 (38) Houston (W, 89-85, 3/23/68)
2. 82 (34) WKU (L, 81-78, 3/20/71)
- 82 (20) Holy Cross (W, 72-52, 3/25/50)

FIELD GOAL PERCENTAGE (Min. 10 made)

1. .630 (34-54) St. John's (L, 91-74, 3/22/91)
2. .541 (33-61) Louisiana Tech (L, 79-67, 3/16/85)
3. .537 (29-54) Michigan (L, 75-71, 3/29/92)
- .537 (29-54) Georgetown (L, 82-79, 3/15/87)

THREE-POINT FIELD GOALS MADE (att.)

1. 16 (31) Tennessee (W, 85-84, 3/22/07)
2. 10 (26) Central Connecticut (W, 78-57, 3/15/07)
- 10 (22) Memphis (W, 92-76, 3/24/07)
- 10 (18) Florida (L, 84-75, 4/2/07)

THREE-POINT FIELD GOAL ATTEMPTED (made)

1. 31 (16) Tennessee (W, 85-84, 3/22/07)
2. 26 (10) Central Connecticut (W, 78-57, 3/15/07)
3. 25 (6) Detroit (W, 75-44, 3/13/99)

THREE-POINT FIELD GOAL PCT. (min. 5 made)

1. .556 (10-18) Florida (L, 84-75, 4/2/07)
2. .529 (9-17) Georgetown (L, 3/15/87)
3. .516 (16-31) Tennessee (W, 85-84, 3/22/07)

FREE THROWS MADE (att.)

1. 30 (39) Kentucky (W, 87-74, 3/18/61)
2. 28 (35) UCLA (L, 72-68, 3/13/80)
3. 26 (36) Towson State (W, 97-86, 3/15/91)

FREE THROWS ATTEMPTED

1. 39 (30) Kentucky (W, 87-74, 3/18/61)
2. 36 (26) Towson State (W, 97-86, 3/15/91)
3. 35 (28) UCLA (L, 72-68, 3/13/80)

FREE THROW PERCENTAGE (min. 15 made)

1. .900 (18-20) North Carolina (W, 80-73, 3/27/92)
2. .895 (17-19) Miami (L, 75-62, 3/19/00)
3. .880 (22-25) Florida (L, 84-75, 4/2/07)
- .880 (22-25) North Carolina (L, 64-51, 3/25/83)

OFFENSIVE REBOUNDS

1. 23 Siena (W, 74-72-2ot, 3/20/09)
2. 21 Murray State (W, 72-58, 3/11/99)
3. 20 Tennessee (W, 76-73, 3/26/10)
- 20 Towson State (W, 97-86, 3/15/91)
- 20 St. John's (W, 77-74, 3/20/99)

DEFENSIVE REBOUNDS

1. 34 Missouri (L, 83-67, 3/16/02)
2. 32 Miami (L, 75-62, 3/19/00)
- 32 Murray State (W, 72-58, 3/11/99)

TOTAL REBOUNDS

1. 56 WKU (L, 81-78, 3/20/71)
2. 54 Houston (W, 89-85, 3/23/68)
3. 53 Siena (L, 74-72-2ot, 3/20/09)
- 53 North Carolina (L, 80-66, 3/22/68)
- 53 Murray State (W, 72-58, 3/11/99)

ASSISTS

1. 22 St. John's (L, 91-74, 3/22/91)
- 22 Arizona State (W, 89-75, 3/9/80)
- 22 Louisiana Tech (L, 79-67, 3/16/85)

STEALS

1. 14 St. John's (L, 91-74, 3/22/91)
2. 13 Providence (W, 84-83, 3/15/90)
3. 12 Georgia Tech (L, 75-66, 3/21/10)
- 12 Utah State (L, 77-68, 3/15/01)

BLOCKED SHOTS

1. 11 Kentucky (L, 62-60, 2/25/11)
2. 8 Michigan (L, 75-71, 3/29/92)
3. 7 Davidson (W, 69-64, 3/14/02)
4. 6 Missouri (L, 83-67, 3/16/02)
- 6 UNLV (L, 76-65, 3/17/90)

TOTAL POINTS

1. 91 St. John's (L, 91-74, 3/22/91)
2. 86 Towson State (W, 97-86, 3/15/91)
3. 85 Houston (W, 89-85, 3/23/68)





NCAA **FINAL FOURS**

Year	Champion.....	Score	Runner-up	Third	Fourth
1939	OREGON.....	46-33	Ohio State	Oklahoma	Villanova
1940	INDIANA.....	60-42	Kansas	Duquesne	Southern Cal
1941	WISCONSIN.....	39-34	Washington State	Pittsburgh	Arkansas
1942	STANFORD.....	53-38	Dartmouth	Colorado	Kentucky
1943	WYOMING.....	46-34	Georgetown	Texas	DePaul
1944	UTAH.....	42-40 (OT)	Dartmouth	Iowa State	Ohio State
1945	OKLAHOMA STATE.....	49-45	N.Y.U.	Arkansas	Ohio State
1946	OKLAHOMA STATE.....	43-40	North Carolina	Ohio State	California
1947	HOLY CROSS.....	58-47	Oklahoma	Texas	CCNY
1948	KENTUCKY.....	58-42	Baylor	Holy Cross	Kansas State
1949	KENTUCKY.....	46-36	Oklahoma State	Illinois	Oregon State
1950	CCNY.....	71-68	Bradley	N.C. State	Baylor
1951	KENTUCKY.....	68-58	Kansas State	Illinois	Oklahoma St.
1952	KANSAS.....	80-63	St. John's	Illinois	Santa Clara
1953	INDIANA.....	69-68	Kansas	Washington	LSU
1954	LaSALLE.....	92-76	Bradley	Penn State	Southern Cal
1955	SAN FRANCISCO.....	77-63	LaSalle	Colorado	Iowa
1956	SAN FRANCISCO.....	83-71	Iowa	Temple	SMU
1957	NORTH CAROLINA.....	54-53 (OT)	Kansas	San Francisco	Michigan St.
1958	KENTUCKY.....	84-72	Seattle	Temple	Kansas State
1959	CALIFORNIA.....	71-70	West Virginia	Cincinnati	Louisville
1960	OHIO STATE	75-55	California	Cincinnati	N.Y.U.
1961	CINCINNATI.....	70-65 (OT)	Ohio State	Vacated	Utah
1962	CINCINNATI.....	71-59	Ohio State	Wake Forest	UCLA
1963	LOYOLA.....	60-58 (OT)	Cincinnati	Duke	Oregon State
1964	UCLA.....	98-83	Duke	Michigan	Kansas State
1965	UCLA.....	91-80	Michigan	Princeton	Wichita State
1966	UTEP.....	72-65	Kentucky	Duke	Utah
1967	UCLA.....	79-64	Dayton	Houston	North Carolina
1968	UCLA.....	78-55	North Carolina	Ohio State	Houston
1969	UCLA.....	92-72	Purdue	Drake	N. Carolina
1970	UCLA.....	80-79	Jacksonville	New Mexico State	St. Bonaventure
1971	UCLA.....	68-62	Vacated	Vacated	Kansas
1972	UCLA.....	81-76	Florida State	North Carolina	Louisville
1973	UCLA.....	87-66	Memphis State	Indiana	Providence
1974	N.C. STATE.....	76-64	Marquette	UCLA	Kansas
1975	UCLA.....	92-85	Kentucky	Louisville	Syracuse
1976	INDIANA.....	86-68	Michigan	UCLA	Rutgers
1977	MARQUETTE.....	67-59	North Carolina	UNLV	NC-Charlotte
1978	KENTUCKY.....	94-88	Duke	Arkansas	Notre Dame
1979	MICHIGAN STATE.....	75-64	Indiana State	DePaul	Penn
1980	LOUISVILLE.....	59-54	Vacated	Purdue	Iowa
1981	INDIANA.....	63-50	North Carolina	Virginia	LSU
1982	NORTH CAROLINA.....	63-62	Georgetown	Houston	Louisville
1983	N.C. STATE.....	54-52	Houston	Georgia	Louisville
1984	GEORGETOWN.....	84-75	Houston	Kentucky	Virginia
1985	VILLANOVA.....	66-64	Georgetown	St. John's	Vacated
1986	LOUISVILLE.....	72-69	Duke	Kansas	LSU
1987	INDIANA.....	74-73	Syracuse	UNLV	Providence
1988	KANSAS.....	83-79	Oklahoma	Arizona	Duke

NCAA **FINAL FOURS**

Year	Champion	Score	Runner-up	Third	Fourth
1989	MICHIGAN	80-79 (OT)	Seton Hall	Illinois	Duke
1990	NEVADA-LAS VEGAS	103-73	Duke	Georgia Tech	Arkansas
1991	DUKE	72-65	Kansas	North Carolina	UNLV
1992	DUKE	71-51	Michigan	Indiana	Cincinnati
1993	NORTH CAROLINA	77-71	Michigan	Kentucky	Kansas
1994	ARKANSAS	76-72	Duke	Florida	Arizona
1995	UCLA	89-78	Arkansas	Oklahoma	North Carolina
1996	KENTUCKY	76-67	Syracuse	Mississippi State	UMass
1997	ARIZONA	84-79 (OT)	Kentucky	North Carolina	Minnesota
1998	KENTUCKY	78-69	Utah	Stanford	North Carolina
1999	CONNECTICUT	77-74	Duke	Vacated	Michigan
2000	MICHIGAN STATE	89-76	Florida	Wisconsin	North Carolina
2001	DUKE	82-72	Arizona	Michigan State	Maryland
2002	MARYLAND	64-52	Indiana	Kansas	Oklahoma
2003	SYRACUSE	81-78	Kansas	Marquette	Texas
2004	CONNECTICUT	82-73	Georgia Tech	Oklahoma State	Duke
2005	NORTH CAROLINA	75-70	Illinois	Louisville	Michigan State
2006	FLORIDA	73-57	UCLA	George Mason	LSU
2007	FLORIDA	84-75	Ohio State	Georgetown	UCLA
2008	KANSAS	75-68	Memphis	North Carolina	UCLA
2009	NORTH CAROLINA	89-72	Michigan State	Connecticut	Villanova
2010	DUKE	61-59	Butler	Michigan State	West Virginia
2011	CONNECTICUT	53-41	Butler	VCU	Kentucky

Note: 1981 was the last year for the consolation game





LETTERWINNERS

A

No. Player	Gp-Gs	Fgm-a/%	3-point Fgm-a/%	Ftm-a/F%	Rebounds Tot/Avg	Pf-Dq	Pts/Avg	A/B/T/S	Min/Avg.
14 Ahijevych, Andy	52-na 1964-65-66, Ht. 6-5, Wt. 208, Hometown: Sugar Creek, Ohio, High School: Garaway	120-232/.517	na	68-97/.701	198/3.8	107	308/5.9	na/na/na/na	na
30 Allen, James W.	14-na 1960-61, Ht. 5-9, Wt. 170, Hometown: Columbus, Ohio, High School: na	2-14/.143	na	7-10/.700	3/0.2	7	11/0.8	na/na/na/na	na
24 Allison, Bennie	28-na 1974, Ht. 6-0, Wt. 185, Hometown: Youngstown, Ohio, High School: Ursuline	12-37/.324	na/	2-3/.667	19/0.7	16	26/0.9	na/na/na/na	na
24 Amling, Warren E.	20-na 1945-46-47, Hometown: Columbus, Ohio	53-na/na	na	26-41/.637	na	52	132/6.6	na/na/na/na	na
23 Anderson, Derek	44-30 1993-94, Ht. 6-6, Wt. 185, Hometown: Louisville, Ohio, High School: Doss	180-390/.462	30-97/.309	164-202/.812	180/4.1	122	554/12.6	166/8/114/88	1,282/29.1
41 Anderson, John	97-45 1985-86-87-88, Ht. 6-9, Wt. 217, Hometown: Marion, Iowa, High School: Linn-Mar	128-275/.465	0-0/.000	99-142/.697	286/2.9	177	355/3.7	33/5/84/27	1,748/18.03
23 Anderson, Scott	85-0 1985-86-87-88, Ht. 6-4, Wt. 190, Hometown: Marion, Iowa, High School: Linn-Mar	38-105/.362	6-15/.400	33-54/.611	66/0.8	62	115/1.4	36/2/26/17	516/6.1
22 Andreas, Daniel E.	62-na 1968-69-70, Ht. 6-3, Wt. 220, Hometown: Sugarcreek, Ohio, High School: Garaway	126-272/.463	na	45-69/.652	217/3.5	102	297/4.8	na/na/na/na	na
42 Andreas, William A.	71-27 1973-74-75, Ht. 6-7, Wt. 224, Hometown: Sugarcreek, Ohio, High School: Garaway	439-774/.567	na	145-218/.665	471/6.6	229	1023/14.4	81/na/na/na	914/33.85
24 Annis, Charles	14-na 1952-53, Ht. 6-4, Wt. 179, Hometown: Waverly, Ohio	2-9/.222	na	7-14/.500	na	3	11/0.8	na/na/na/na	na
14 Apple, Harold R.	8-na 1961, Ht. 6-3, Wt. 184, Hometown: Cincinnati, Ohio, High School: Hughes	1-6/.167	na	1-2/.500	4/0.5	3	3/0.4	na	na
8 Armstrong, Ralph A.	62-na 1950-51-52, Ht. 6-4, Wt. 187, Hometown: Cleveland, Ohio	120-328/.366	na	104-175/.594	na	191	344/5.5	na	na

Atkinson, Herbert S. , 1909-10-11

B

No. Player	Gp-Gs	Fgm-a/%	3-point Fgm-a/%	Ftm-a/F%	Rebounds Tot/Avg	Pf-Dq	Pts/Avg	A/B/T/S	Min/Avg.
Baird, Donald D., 1908									
3 Baker, Mark	92-77 1990-91-92, Ht. 6-1, Wt. 180, Hometown: Dayton, Ohio, High School: Dunbar	352-693/.508	5-26/.192	267-395/.676	235/2.6	194	976/10.6	109/16/232/141	2,776/30.2
Baker, Richard T., 1937-38-39				Statistics unavailable					
44 Barclay, Craig D.	67-na 1968-69-70, Ht. 6-3, Wt. 190, Hometown: Newark, Ohio, High School: na	131-280/.468	na	92-116/.793	165/2.5	83	354/5.3	na	na
15 Barker, David P.	49-na 1958-59-60, Ht. 6-2, Wt. 174, Hometown: Columbus, Ohio, High School: na	32-109/.294	na	12-43/.279	57/1.2	34	78/1.6	na	na
22 Barkstall, Vernon L.	43-na 1957-58, Ht. 5-9, Wt. 168, Hometown: Columbus, Ohio, High School: na	22-55/.400	na	11-23/.478	18/0.6	15	55/1.3	na	na
45 Barnard, Stephen C.	32-na 1967-68-69, Ht. 6-7, Wt. 200, Hometown: Columbus, Ohio, High School: na	9-32/.281	na/na	6-17/.353	44/1.4	31	24/0.8	na	na
Barrington, Walter D., 1906-07-08									
1 Bass, Charles	15-0 2003, Ht. 6-9, Wt. 195, Hometown: University Park, Ill., High School: Crete-Monee	4-12/.333	0-0/.000	1-2/.500	18/1.2	11-0	9/0.6	1/6/3/2	70/4.7



LETTERWINNERS

Bast, Paul J., 1916-17

34	Bauer, Ted C.	6-na	1-3/.333	na/na	2-2/1.000	0/0	2	4/0.7	na	
1968, Ht. 6-7, Wt. 196, Hometown: Troy, Mich., High School: na										

24	Bayless, Mark E.	48-30	166-371/.447	na/na	52-79/.658	151/3.1	90	384/8.0	155/na/na/na	1,234/25.71
1975-76, Ht. 6-2, Wt. 164, Hometown: Chillicothe, High School: Chillicothe										

Beard, Paul H., 1922

Beaver, Austin B., 1910-11-12

Beitner, William J., 1933-34-35

21	Bell, Brayden	7-0	4-15/.267	1-7/.143	1-2/.500	16/2.3	4-0	10/1.4	1/1/2/0	33/4.7
2006, Ht. 6-8, Wt. 255, Hometown: Salt Lake City, Utah, High School: Brighton										

Bell, Robin A., 1926-27-28

Bellows, George W., 1903-04

34 Belter, Steve, 1996

19 Biel, William J., 1946

15	Billings, Ricardo	38-8	41-107/.383	10-33/.303	37-60/.617	69/1.8	60-0	123/3.2	25/3/44/14	503/13.2
2004, Ht. 6-3, Wt. 210, Hometown: Detroit, Mich., High School: Rogers Academy										

Blair, Howard H., 1921-22-23

Bliss, James G., 1913-14

13	Bolden, Lawrence	103-75	565-1,288/.439	na	278-396/.702	348/3.4	249	1,408/13.7	401/1/76/24	2,563/24.9
1974-75-76-77, Ht. 6-0, Wt. 166, Hometown: Cleveland, High School: East Tech										

Bolen, Charles W., 1916-17-18

Bolser, Harvey J., 1938

44	Bosley, Jami	27-18	57-142/.401	4-11/.364	34-55/.618	61/2.3	65-1	152/5.6	33/44/1/34	471/17.4
1996, Ht. 6-1, Wt. 205, Hometown: Massillon, Ohio, High School: Jackson H.S.										

16 Boughner, Richard J., 1938-39

5	Bowen, Robert K.	18-na	58-na	na	20-33/.606	na	29	136/7.6	na	na
1944-46-47										

15	Bowman, William Tom	43-na	72-203/.355	na	55-87/.632	150/3.5	91	199/4.6	na	na
1963-64, Ht. 6-5, Wt. 182, Hometown: Columbus, High School: Linden McKinley										

35	Bradds, Gary L.	74-na	563-1052/.535	na	404-519/.778	706/9.5	163	1530/20.7	na	na
1962-63-64, Ht. 6-8, Wt. 200, Hometown: Jamestown, Ohio, High School: Jamestown										

4	Bradley, James	47-0	47-130/.362	18-45/.400	22-29/.759	52/1.1	39	134/2.9	44/0/30/17	374/8.0
1988-89, Ht. 6-1, Wt. 188, Hometown: Columbus, Ohio, High School: Beechcroft										

31	Brandewie, Tom	83-13	81-153/.529	1-4/.250	28-52/.538	182/2.2	86	191/2.3	29/9/52/23	774/9.3
1990-91-92-93, Ht. 6-9, Wt. 220, Hometown: Fort Loramie, Ohio, High School: Fort Loramie										

44	Brautigam, Darrell L.	32-na	11-22/.500	na/na	8-16/.500	36/1.1	11	30/0.9	na	na
1966-67, Ht. 6-5, Wt. 181, Hometown: Sidney, Ohio, High School: Fairlawn										

19	Bressler, Richard W.	1-0	0-0/.000	na	0-0/.000	2/2.0	1	0/0.0	na	na
1957, Ht. 5-9, Wt. 163, Hometown: Bowling Green, Ohio, High School: na										

22	Brewster, Eli	32-3	37-101/.366	13-34/.382	12-16/.750	44/1.4	32	99/3.1	59/0/52/20	442/13.81
1989, Ht. 6-2, Wt. 200, Hometown: Columbus, Ohio, High School: Wehrle										



LETTERWINNERS

13	Brown, Brian	129-98	489-1,046/.467	107-283/.378	299-413/.724	448/3.5	240/3	1,384/10.7	374/18/288/128	3,665/28.4
1999-00-01-02, Ht. 6-4, Wt. 200, Hometown: Brooklyn, NY, High School: Bishop Loughlin										
4	Brown, Harvey E., 1948-49-50									
Brown, Herbert H., 1932-33										
30	Brown, Jamaal	127-126	388-848/.458	109-281/.88	254-338/.751	365/2.9	268	1139/9.0	243/13/199/158	3,362/26.5
1989-90-91-92, Ht. 6-4, Wt. 190, Hometown: Arlington, Texas, High School: Sam Houston										
22	Brown, James D.	11-na	46-114/.404	na	23-37/.622	39/0.9	48	115/2.6	na	na
1963-64-65, Ht. 6-0, Wt. 167, Hometown: Martins Ferry, Ohio, High School: na										
44	Buford, William	106-98	539-1,200/.449	153-385/.397	193-241/.801	472/4.5	208-2	1,424/13.4	257/33/170/98	3,406/32.1
2009-10-11, Ht. 6-5, Wt. 200, Hometown: Toledo, Ohio, High School: Libbey										
Bulen, J. Elwood, 1901										
5	Burkholder, Robert P.	67-na	137-523/.262	na/na	117-173/.676	na	169	391/5.8	na	na
1948-49-50, Ht. 5-10, Wt. 185, Hometown: Bluffton, Ohio										
43	Burris, Terry C.	88-23	196-429/.457	na/na	90-135/.667	244/2.8	154	482/5.5	na	na
1975-76-77-78, Ht. 6-6, Wt. 188, Hometown: Whitehall, Ohio, High School: Whitehall										
12	Burson, Jay	122-95	649-1,287/.504	66-162/.407	392-486/.907	400/3.3	326	1756/14.4	329/9/265/204	3,657/30.0
1986-87-88-89, Ht. 6-0, Wt., 156, Hometown: New Concord, Ohio, High School: John Glenn										
Busich, Sam										
1935-36										
1935-36, Ht. 6-3, Wt., 190, Hometown: Lorain, Ohio, High School: Lorain Senior										
14	Butler, Jamar	139-117	420-1,018/.413	242-650/.372	231-266/.868	348/2.5	194-1	1,313/9.4	579/12/246/137	4,213/30.3
2005-06-07-08, Ht. 6-3, Wt., 190, Hometown: Lima, Ohio, High School: Shawnee										
C										
No. Player	Gp-Gs	Fgm-a/%	3-point Fgm-a/%	Ftm-a/F%	Rebounds Tot/Avg	Pf-Dq	Pts/Avg	A/B/T/S	Min/Avg.	
Cameron, George D.	1924-25									
00	Campbell, Tony	104-89	589-1,223/.482	0-2/.000	351-440/.798	628/6.0	307	1,529/14.7	121/36/287/116	3,258/31.3
1981-82-83-84, Ht. 6-7, Wt. 212, Hometown: Teaneck, N.J., High School: Teaneck										
Canaga, Wilbur W.										
1915										
3	Carlson, Carl J.	40-na	104-270/.385	na/na	78-105/.743	69/1.7	90	286/7.2	na	na
1958-59, Ht. 5-11, Wt. 162, Hometown: Valley City, N.D., High School: na										
32	Carter, Perry	126-116	645-1,160/.556	0-2/.000	323-533/.606	989/7.8	383	1,613/12.8	126/105/330/103	3,470/27.5
1988-89-90-91, Ht. 6-8, Wt. 230, Hometown: Washington, D.C., High School: Gonzaga										
25	Castilow, Henry C.	6-na	0-7/.000	na/na	0-1/.000	1/0.1	2	0/0.0	na	na
1963-64, Ht. 6-4, Wt. 172, Hometown: New Martinsville, W.Va., High School: na										
Caudill, Rodney C.										
1944-45										
10	Cedargren, John T.	18-na	9-26/.346	na/na	5-11/.454	28/1.6	14	23/1.3	na	na
1960, Ht. 6-5, Wt. 182, Hometown: Columbus, Ohio, High School: na										
2	Cheatham, B. Fuss-	113-50	138-400/.345	35-119/.294	86-155/.555	198/1.8	161-3	397/3.5	236/3/140/71	2,021/17.9
2002-03-04-05, Ht. 6-1, Wt. 190, Hometown: Beaver Falls, Pa., High School: Blackhawk										
Cherry, Boyd V.										
1913-14-15										
31	Childs, Robert	3-na	1-2/.500	na/na	1-2/.500	2/0.7	1	3/1.0	na	na
1974, Ht. 6-2, Wt. 172, Hometown: Columbus, Ohio, High School: West										
Clark, William E.										
1920										
35	Clemons, James M.	72-na	505-931/.542	na/na	325-427/.761	522/7.3	179	1,335/18.5	na	na
1969-70-71, Ht. 6-3, Wt. 182, Hometown: Columbus, Ohio, High School: Linden McKinley										



LETTERWINNERS

34 Cline, Michael D. 95-34 238-525/.453 na/na 122-149/.819 251/2.6 188 598/6.3 188/5/128/43 1,840/19.4
1977-78-79, Ht. 6-4, Wt. 205, Hometown: Millersburg, Ohio, High School: West Holmes

Colburn, Robert H., 1932-33-34

3 Coleman, Neshawn 111-40 270-699/.386 147-436/.337 64-88/.727 172/1.5 215-6 751/6.8 205/8/146/64 2,420/21.8
1996-97-98-99, Ht. 6-3, Wt. 190, Hometown: Toledo, Ohio, High School: St. John's

42 Concheck, Joe 70-53 233-517/.451 na/na 86-117/.735 245/3.5 165 553/7.9 71/3/99/35 1,687/24.1
1983-85

1 Conley Jr., Mike 39-39 106-309/.518 21-69/.304 100-144/.694 134/3.4 60-1 441/11.3 238/10/86/87 1,231/31.6
2006-07, Ht. 6-1, Wt. 180, Hometown: Indianapolis, Ind., High School: Lawrence North

3 Connolly, Sean 93-45 264-620/.426 147-368/.399 117-149/.785 272/2.9 165-4 792/8.5 173/11/106/58 2,512/27.0
2001-02-03, Ht. 6-5, Wt. 210, Hometown: Peabody, Mass., High School: Bishop Fenwick

Conrad, Fred B. 1932-33-34

31 Cook, Daequan 39-1 141-317/.445 54-130/.415 46-66/.697 167/4.3 66-1 382/9.8 40/10/56/28 770/19.7
2006-07, Ht. 6-5, Wt. 205, Hometown: Dayton, Ohio, High School: Dunbar

Cook, Dean E. 66-na 183-625/.293 na/na 112-185/.605 na 137 478/7.2 na na
1952-53-54

Cornell, Fred A. 1903

Cox, Joseph E. 1926-27-28

4 Craft, Aaron 37-1 83-180/.461 26-69/.377 64-88/.727 107/2.9 101-2 256/6.9 177/4/79/73 1,096/29.6
2011, Ht. 6-2, Wt. 195, Hometown: Findlay, Ohio, High School: Liberty Benton

Cunningham, Harold B., 1924-25-26

D

No. Player	Gp-Gs	Fgm-a/%	3-point		Rebounds		Pf-Dq	Pts/Avg	A/B/T/S	Min/Avg.
			Fgm-a/%	Ftm-a/F%	Tot/Avg					
4 Darby, Brent	122-80	410-1,028/.399	153-423/.362	395-499/.792	308/2.5	275-3	1,368/11.2	321/10/261/121	3,261/26.7	
2000-01-02-03, Ht. 6-1, Wt. 195, Hometown: Detroit, Mich., High School: River Rouge										

15 Daugherty, Michael R. 53-33 162-386/.420 na/na 67-108/.620 183/3.5 133 391/7.4 120/4/45/22 1,385/26.1
1976-77, Ht. 6-3, Wt. 181, Hometown: Bedford, Ohio, High School: Bedford

Davies, Dan H., 1916-17-18

20 Davis, Alex 115-36 254-598/.425 72-212/.340 97-109/.890 181/1.6 161 677/5.9 150/5/127/73 1,816/15.80
1990-91-92-93, Ht. 6-1, Wt. 170, Hometown: Cincinnati, Ohio, High School: Forest Park

21 Davis, Carlos 92-46 188-470/.400 26-99/.262 108-157/.687 265/1.92 133-1 434/3.28 251/208/3/76 1,019/34.0
1995-96-97-98, Ht. 6-4, Wt. 223, Hometown: Columbus, Ohio, High School: Eastmoor H.S.

Davis, Harlan, 1922-23

14 Dawe, Richard E. 48-na 38-125/.304 na/na 29-44/.659 na 53 105/6.2 na na
1951-52, Ht. 5-11, Wt. 175, Hometown: Lima, Ohio

Dawson, Jack E., 1939-40-41

10 Days, Henderson 13-0 0-7/.000 0-3/.000 1-2/.500 1/0.1 0-0 0/0.0 1/0/0/1 24/1.8
"Eddie" 2010-11, Ht. 6-0, Wt. 180, Hometown: Richmond Heights, Ohio, High School: Richmond Heights

Dempsey, Benton A., 1925-26

Denny, Charles W., 1898-99

31 DeVoe, Donald E. 45-na 114-249/.458 na/na 65-107/.607 158/3.5 85 293/6.5 na na
1962-63-64, Ht. 6-5, Wt. 196, Hometown: Port Williams, Ohio, High School: na



LETTERWINNERS

12	Dials, Nick	19-9 2004, Ht. 6-1, Wt. 175, Hometown: New Haven, Ohio	24-66/.364	15-41/.366	22-25/.880	27/1.4	39-1	85/4.5	40/0/14/24	340/17.9
34	Dials, Terence	132-97 2002-04-05-06, Ht. 6-9, Wt. 250, Hometown: Youngstown, Ohio, High School: Boardman	604-1,082/.558	0-2/.000	358-552/.649	876/6.6	365-7	1,566/11.9	98/103/234/95	3,486/26.4
33	Diebler, Jon	144-115 2008-09-10-11, Ht. 6-6, Wt. 210, Hometown: Upper Sandusky, Ohio, High School: Upper Sandusky	473-1,109/.427	374-900/.416	216-263/.821	404/2.8	190-0	1,536/10.7	269/24/169/138	4,687/32.5
3	Donham, Robert E.	86-na 1947-48-49-50, Ht. 6-3, Wt. 185, Hometown: Hammond, Ind.	341-720/.385	na/na	189-384/.492	na	267	871/10.1	na	na
21	Doss, Randy	17-0 1988, Ht. 6-5, Wt. 187, Hometown: Chicago, Ill., High School: Leo	9-29/.310	1-5/.200	9-13/.692	17/1.0	12	28/1.6	na	na
14	Doughty, James E.	50-na 1962-63, Ht. 6-4, Wt. 208, Hometown: Columbus, Ohio, High School: na	130-315/.413	na/na	63-115/.548	270/5.4	87	323/6.5	na	na
12	Dove, Robert L.	66-na 1964-65-66, Ht. 6-6, Wt. 223, Hometown: Canfield, Ohio, High School: na	265-592/.448	na/na	158-219/.721	432/6.5	188	688/10.4	na	na
23	Dressler, Roger W.	13-na 1957, Ht. 6-3, Wt. 188, Hometown: Wadsworth, Ohio, High School: Wadsworth	0-7/.000	na/na	2-2/1.000	0/0.0	0	2/0.2	na	na
	Dudley, R. Lewis	1921-22-23								
40	Dudley, Rickey	81-30 1992-93-94-95, Ht. 6-7, Wt. 235, Hometown: Henderson, Texas High School: Henderson	92-198/.465	0-0/.000	90-144/.625	285/3.5	179	274/3.4	50/15/80/33	1,333/16.5
43	Dudley, Will	107-4 1999-00-01-02, Ht. 6-8, Wt. 230, Hometown: Brooklyn, N.Y., High School: Bishop Loughlin	130-238/.546	0-0/.000	67-129/.519	210/2.0	142-1	327/3.1	25/34/46/13	979/9.1
12	Dugger, John R.	1943-44-45, Ht. 6-4, Wt. 198, Hometown: Canton, Ohio								
33	Dumas, Joseph	55-1 1986-87-88-89, Ht. 6-9, Wt. 216, Hometown: Irvington, N.Y., High School: Irvington	19-51/.373	0-3/.000	13-29/.448	36/0.7	37	51/0.9	9/0/25/6	220/4.00
	Dye, William H.	1935-36-37								

E

No. Player	Gp-Gs	Fgm-a/%	3-point Fgm-a/%	Ftm-a/F%	Rebounds Tot/Avg	Pf-Dq	Pts/Avg	A/B/T/S	Min/Avg.
35 Eaker, Gerald	24-5 1994, Ht. 6-11, Wt. 232, Hometown: Bellwood, Ill., High School: St. Joseph	34-78/.436	0-0/.000	12-24/.500	65/2.7	56	80/3.3	8/36/16/9	314/13.08
Ebert, Paul A.	66-na 1952-53-54	510-1,313/.388	na/na	416-672/.619	na	214	1,436/21.8	na	na
Edwards, Maynard	1939								
Eichwald, Kenneth R.,	1943								
Elder, Walter N.,	1902-03								
41 Ellinghausen, J. R.	112-41 1977-78-79-80, Ht. 6-7, Wt. 310, Hometown: Plymouth, Mich., High School: Salem	221-529/.418	na/na	113-167/.667	454/4.1	233	555/5.0	63/66/87/29	2,040/18.21
Elliott, Clark A.,	1946								
4 Ellis, Charles D.	66-na 1954-55-56, Ht. 5-10, Wt. 162, Hometown: Steubenville, Ohio	200-489/.409	na/na	176-263/.669	0/0.0	167	576/8.7	na	na
Ervin, Harold A.,	1929-30-31								
4 Etzler, Doug	62-14 1992-93-94-95, Ht. 6-0, Wt. 175, Hometown: Convoy, Ohio, High School: Crestview	42-106/.396	29-62/.468	27-34/.794	52/1.2	44	140/2.26	98/0/56/12	753/12.15
Evans, Jack G.	1928-29-30								



LETTERWINNERS

F

No. Player	Gp-Gs	Fgm-a/%	3-point Fgm-a/%	Ftm-a/F%	Rebounds Tot/Avg	Pf-Dq	Pts/Avg	A/B/T/S	Min/Avg.
Fekete, Eugene	1943								
Ferrall, Junius B.	1931-32								
4 Ferrell, James L.	16-na 1959, Ht. 6-1, Wt. 179, Hometown: Columbus, Ohio, High School: na	3-11/.272	na/na	1-6/.167	3/0.2	6	7/0.4	na	na
Fesler, Wesley E.	1929-30-31								
21 Finney, Jody R.	70-na 1968-69-70, Ht. 6-3, Wt. 188, Hometown: Springfield, Ill., High School: South	349-663/.526	na/na	250-290/.862	266/3.8	119	948/12.2	na	na
Fisher, Jerome	1932-34								
Fisher, Richard W.	1941-42								
13 Flatt, Donald H.	60-na 1962-63-64, Ht. 6-4, Wt. 203, Hometown: Brooklyn, N.Y., High School: na	39-118/.331	na/na	30-54/.556	86/1.4	42	108/1.8	na	na
23 Foster, Je'Kel	64-44 2005-06, Ht. 6-4, Wt. 210, Hometown: Natchez, Miss., High School: Natchez	213-484/.440	139-337/.412	73-96/.760	243/3.8	130-3	638/10.0	177/9/101/115	1,900/29.7
Foster, Thomas B.	1906								
Foust, H. S., 1914									
72 Franchimont, Prosper E.	15-na 1949	4-23/.174	na/na	6-10/.600	na	18	14/0.9	na	na
Francis, James C.	1918-19-20								
44 Francis, Jerry	133-126 1986-87-88-89, Ht. 6-5, Wt. 210, Hometown: Columbus, Ohio, High School: Wehrle	546-1,181/.462	34-95/.358	360-469/.768	576/4.3	363	1,486/11.2	250/5/278/118	3,790/28.5
20 Frazier, Curtis L.	44-na 1962-63-64, Ht. 6-4, Wt. 166, Hometown: New Boston, Ohio, High School: na	15-55/.272	na/na	4-12/.333	35/0.8	39	34/0.8	na	na
31 Frazier, Kel	7-0 2001, Ht., 6-2, Wt., 215, Hometown: Columbus, Ohio: High School: Upper Arlington	4-4/1.000	0-0/.000	2-2/1.000	2/0.3	5-0	10/1.4	1/0/1/1	27/3.9
24 Freeman, Robin R.	57-na 1954-55-56, Ht. 5-11, Wt. 186, Hometown: Cincinnati, Ohio, High School: na	593-1,364/.435	na/na	411-512/.803	na	125	1,597/28.0	na	na
Fritz, Howard E.	1912-13								
Fugitt, John O.	1932								
34 Funderburke, Lawrence	80-61 1992-93-94, Ht. 6-9, Wt. 250, Hometown: Columbus, Ohio, High School: Wehrle	489-904/.541	3-10/.300	198-319/.621	529/6.6	140	1,179/14.7	80/131/139/47	2,393/29.9
23 Furry, Donald L.	5-na 1961, Ht. 6-2, Wt. 185, Hometown: Columbus, Ohio, High School: na	2-3/.667	na/na	1-3/.333	2/0.7	0	5/1.0	na	na
12 Furry, Richard L.	71-na 1958-59-60, Ht. 6-7, Wt. 208, Hometown: Columbus, Ohio, High School: West High	205-502/.408	na/na	65-108/.602	418/5.9	130	475/6.7	na	na

G

No. Player	Gp-Gs	Fgm-a/%	3-point Fgm-a/%	Ftm-a/F%	Rebounds Tot/Avg	Pf-Dq	Pts/Avg	A/B/T/S	Min/Avg.
Gall, William O.	1939								
22 Garverick, Pat	2-0 1988, Ht. 6-2, Wt. 170, Hometown: Mentor, High School: Mentor	0-1/.000	0-0/.000	0-0/.000	1/0.5	1	0/0.0	0/0/0/1	5/2.5



LETTERWINNERS

4	Gearhart, Gary L.	62-na 1960-61-62, Ht. 6-2, Wt. 172, Hometown: New Lebanon, Ohio, High School: Dixie	78-204/.382	na/na	45-78/.577	86/1.4	111	201/3.2	na	na
	Gecowets, Max	1941-42-43								
30	Geddes, James L.	31-na 1968-70, Ht. 6-2, Wt. 187, Hometown: Darbydale, Ohio, High School: na	33-78/.423	na/na	19-35/.543	46/1.5	53	85/2.7	na	na
	George, August	1936-37								
44	Gerhard, Daniel	66-na 1972-73-74, Ht. 6-3, Wt. 188, Hometown: Dayton, High School: Chaminade	210-494/.425	na/na	19-35/.543	207/3.1	53	513/7.8	27/na/na/na	na
18	Giacomelli, Mario C.	15-na 1950, Ht. 6-4, Wt. 190, Hometown: Yorkville, Ohio	1-20/.050	na/na	11-19/.579	na	14	13/0.9	na	na
	Gillaugh, Raymond D.	40-na 1951-52	65-157.414	na/na	81-124/.653	na	70	211/5.3	na	na
	Ginn, Dwight C.	1914-15-16								
	Godfrey, Ernest R.	1914-15								
	Goss, Keith W.	1940								
41	Grace, Henry F.	13-0 1983-84, Ht. 6-6, Wt. 178, Hometown: Groveport, Ohio, High School: Groveport	1-3/.333	na/na	1-3/.333	1/0.2	2	3/0.2	na	na
55	Gradney, Scott	1996, Ht. 6-9, Wt. 200, Hometown: Louisville, Ky., High School: Ballard								
	Graf, Campbell J.	1913-14-15								
	Graf, Jack R.	1940-41-42								
	Grate, Donald	1944-45								
	Greenspun, Abraham	1920-21-22								
21	Gregory, Marvin J.	25-na 1964-66, Ht. 6-2, Wt. 171, Hometown: Wilmington, Ohio, High School: na	9-29/.310	na/na	14-25/.560	25/1.0	40	32/1.3	na	na
	Griffith, Floyd R.	1944								
	Grim, Fred H.	1927-28								
	Gunton, William E.	1944								

H

No.	Player	Gp-Gs	Fgm-a/%	3-point Fgm-a/%	Ftm-a/F%	Rebounds Tot/Avg	Pf-Dq	Pts/Avg	A/B/T/S	Min/Avg.
22	Haas, W. Mitch	64-1 1980-81-82-83, Ht. 6-7, Wt. 208, Hometown: Moraga, Calif., High School: Campolindo	40-78/.513	3-7/.429	16-25/.640	31/0.5	33	99/1.5	11/0/34/3	301/4.7
25	Hagedorn, Richard J.	12-na 1959, Ht. 6-2, Wt. 192, Hometown: Grove City, Ohio, High School: na	1-13/.007	na/na	0-2/.000	7/0.6	7	2/0.2	na	na
	Hager, L. R.	1898-99								
	Hague, Thomas R.	19-na 1952	10-31/.323	na/na	5-12/.417	na	12	25/1.3	na	na
	Haid, Arthur	1923								
22	Hall, Anthony T.	86-15 1977-78-79-80, Ht. 6-3, Wt. 177, Hometown: Louisville, Ky., High School: Ahrens	88-216/.407	na/na	51-81/.630	172/2.0	131	227/2.6	34/22/98/38	784/9.12
42	Hall, Steve	54-0 1989-90-91-92, Ht. 6-8, Wt. 225, Hometown: Payne, Ohio, High School: Wayne Trace	23-56/.411	1-2/.500	16-25/.640	58/1.1	56	63/1.2	5/9/15/10	294/5.44



LETTERWINNERS

40	Halley, John W.	6-na	1-1/1.000	na	1-3/.333	1/0.2	1	3/0.5	na	na
1968-69, Ht. 6-2, Wt. 181, Hometown: Vermillion, Ohio, High School: na										
33	Halley, William P.	2-na	0-0/.000	na	0-0/.000	1/0.5	0	0/0.0	na	na
1964, Ht. 6-5, Wt. 188, Hometown: Columbus, Ohio, High School: na										
	Hammett, Jack	1944								
23	Hammond, Clance	64-9	73-161/.453	na	28-67/.418	138/2.2	104	174/2.7	7/2/19/1	595/9.28
1975-76-77, Ht. 6-6, Wt. 181, Hometown: Columbus, Ohio, High School: Central										
44	Hanna, Eric	1995, 97-98, Ht. 6-7, Wt. 195, Hometown: Canfield, Ohio, High School: Canfield								
	Harley, Charles W.	1920, High School: Columbus East								
	Hartley, Jim	1-na	0-1/.000	na	0-2/.000	na	0	0/0.0	na	na
1955										
3	Harris, Ivan	127-66	281-619/.454	129-324/.398	37-53/.698	297/2.3	156-1	728/5.7	59/22/60/36	1,955/15.4
2004-05-06-07, Ht. 6-7, Wt. 220, Hometown: Springfield, Ohio, High School: Oak Hill (Va.) Academy										
7	Harris, James R.	16-na	33-na	na	12-23/.522	na	0	78/4.9	na	na
1947, Ht. 5-9, Wt. 158, Hometown: East Liverpool, Ohio										
	Hatfield, Merrill Creed	62-na	120-353/.340	na	93-144/.646	na	139	333/5.4	na	na
1951-52-53										
5	Havlicek, John J.	84-na	513-1,010/.508	na	197-270/.730	720/8.6	171	1,223/14.6	na	na
1960-61-62, Ht. 6-5, Wt. 205, Hometown: Lansing, Ohio, High School: Bridgeport										
30	Haynes, Joel B.	1963-64								
	Hectorne, Ronald L.	1926-27-28								
23	Heflin, Ryan	25/0	7-18/.389	2-5/.400	5-8/.625	6/0.2	9-0	21/0.8	8/0/7/2	50/2.0
2001-02, Ht. 5-10, Wt. 180, Hometown: Dayton, Ohio, High School: Meadowdale										
	Hegelheimer, Louis J.	1903-04-05-06								
55	Hetz, Mark	45-0	24-48/.500	na	10-23/.435	44/1.0	27	58/1.3	1/1/9/3	231/5.1
1977-78-79-80, Ht. 6-8, Wt. 237, Hometown: Defiance, High School: Defiance										
54	Herron, Shamar	38-3	24-53/.453	0-0/.000	7-19/.368	56/1.5	44	55/1.4	2/16/17/2	350/8.5
1998-99, Ht. 6-9, Wt. 225, Hometown: Detroit, Mich., High School: Pershing										
43	Heximer, Wendell	19-na	3-16/.188	na	3-6/.500	10/0.5	5	9/0.5	na	na
1971, Ht. 6-3, Wt. 200, Hometown: Fayette, Ohio, High School: Fayette										
14	Hill, P.J.	55-8	33-86/.384	17-46/.370	36-55/.655	67/1.2	64-0	119/2.2	66/4/53/18	631/11.5
2008-09, Ht. 6-1, Wt. 170, Hometown: Minneapolis, High School: North										
	Hinchman, Lewis George	1931-33								
	Hinchman, William John	1928-29-30								
23	Hodak, Nick	9-0	5-10/.500	2-4/.500	2-2/1.000	6/0.7	2	14/1.6	3/0/2/0	23/2.6
1990-91, Ht. 6-6, Wt. 185, Hometown: Toledo, Ohio, High School: St. John's										
	Hoffer, Joe Ralph	1931-32								
	Holcomb, Stuart K.	1930								
22	Honigford, Jim	23-0	2-12/.167	na	3-5/.600	5/0.2	5	7/0.3	1/0/5/1	34/1.5
1984-85-86, Ht. 6-5, Wt. 192, Hometown: Coldwater, Ohio, High School: Coldwater										
32	Hopson, Dennis	125-96	796-1,534/.519	67-160/.419	437-551/.793	712/5.7	220	2,096/16.8	258/59/276/164	3,611/28.9
1984-85-86-87, Ht. 6-5, Wt. 195, Hometown: Toledo, Ohio, High School: Bowsher										
13	Hornyak, Allan J.	69-na	604-1,343/.450	na	364-458/.795	286/4.1	181	1,572/22.8	na	na
1971-72-73, Ht. 6-1, Wt. 185, Hometown: Bellaire, High School: St. John										



LETTERWINNERS

25 Hosket, Wilmer Clemons, 1932-33, Hometown: Dayton, Ohio, High School: Stiverse

25	Hosket, Wilmer F.	74	561-1,072/.523		319-465/.686	910/12.3	213	1,441/19.5	na	na
		1966-67-68, Ht. 6-7, Wt. 228, Hometown: Dayton, Ohio, High School: Belmont								
	Houghton, Henry S.	1898-00-01								
11	Howard, Frank O.	66-na	445-1,044/.426	na	257-410/.627	635/14.4	206	1,147/17.4	na	na
		1956-57-58, Ht. 6-6, Wt. 200, Hometown: Columbus, Ohio, High School: South								
12	Howell, John S.	77-na	383-802/.478	na	153-222/.689	378/4.9	180	919/11.9	na	na
		1967-68-69, Ht. 6-5, Wt. 236, Hometown: Columbus, Ohio, High School: na								
13	Hoyt, Richard H.	71-na	136-336/.405	na	81-105/.771	203/2.9	140	353/5.0	na	na
		1959-60-61, Ht. 6-4, Wt. 191, Hometown: Mount Vernon, High School								
19	Hudson, Richard S.	26-na	16-73/.219	na	6-12/.500	na	40	38/1.5	na	na
		1948								
20	Huggins, Larry A.	116-75	258-557/.463	21-38/.553	115-145/.793	232/2.0	213	652/5.6	239/5/162/57	3,036/26.17
		1980-81-82-83, Ht. 6-3, Hometown: Port Washington, Ohio, High School: Indian Valley South								
	Hull, James R.	1938-39								
	Hunt, William P.	1925-26-27								
45	Hunter, Othello	76-45	247-424/.583	4-13/.308	91-151/.603	415/5.5	152-4	589/7.8	42/97/78/37	1,689/22.2
		2006-08, Ht. 6-9, Wt. 225, Hometown: Winston-Salem, N.C., High School: R.J. Reynolds								
5	Huston, Larry P.	66-na	351-829/.423	na	198-274/.723	593/9.0	136	900/13.6	na	na
		1957-58-59, Ht. 6-7, Wt. 208, Hometown: Savannah, Ohio, High School: na								
	Huston, Paul F.	20-na	36-na	na	40-61/.656	na	69	112/5.6	na	na
		1945-46-47								

J

No.	Player	Gp-Gs	Fgm-a/%	3-point Fgm-a/%	Ftm-a/F%	Rebounds Tot/Avg	Pf-Dq	Pts/Avg	A/B/T/S	Min/Avg
22	Jackson, Jim	93-93	686-1,335/.514	82-218/.376	331-422/.784	552/5.9	219	1,785/19.2	372/46/304/147	3,165/34.03
		1990-91-92, Ht. 6-6, Wt. 220, Hometown: Toledo, Ohio, High School: Macomber								
40	Jackson, Wardell	71-na	321-704/.456	na	158-225/.702	508/7.2	243	800/11.3	18/na/na/na	na
		1972-73-74, Ht. 6-7, Wt. 200, Toledo, Ohio, High School: Macomber								
17	Jacobs, Ted W.	60-na	105-374/.281	na	86-144/.597	na	73	296/4.9	na	na
		1948-49-50, Ht. 6-3, Wt. 180, Hometown: Ashland, Ohio, High School: na								
35	Jantonio, Don	66-2	39-109/.263	19-54/.260	23-39/.370	78/1.14	101-1	101/2.32	159/87/109/82	10.1/689
		1995-96, Ht. 6-2, Wt. 205, Hometown: Mentor, Ohio, High School: Mentor								
50	Jenkins, Shun	53-16	72-191/.377	0-0/.000	41-90/.456	227/4.3	117-5	185/3.5	14/10/60/24	906/17.1
		2003-04, Ht. 6-6, Wt. 240, Hometown: Albany, Ga., High School: Albany								
21	Jent, Chris	123-67	371-854/.434	112-293/.382	153-206/.743	485/3.9	306	1,007/8.2	209/17/395/110	2,820/22.9
		1989-90-91-92, Ht. 6-7, Wt. 220, Hometown: Sparta, N.J., High School: Sparta								
20	Jernigan, Emonte	31-7	38-110/.345	21-69/.304	29-41/.707	79/1.6	37-0	126/4.1	26/1/20/14	465/15.0
		2003, Ht. 6-3, Wt. 200, Hometown: Richmond, Calif., High School: El Cerrito								
44	Johnson, Bryant O.	38-1	19-42/.452	na	8-15/.533	42/1.1	29	46/1.2	na	na
		1979-80-81-82, Ht. 6-7, Wt. 200, Hometown: Washington, D.C, High School: Spingarn H.S.								
32	Johnson, Ken	127-123	461-771/.540	0-0/.000	223-354/.630	739/5.8	376-13	1,055/8.3	58/444/189/37	3,563/28.1
		1998-99-00-01, Ht. 6-11, Wt. 235, Hometown: Detroit, Mich., High School: Henry Ford								
	Johnson, Wilbur E.	1946								



LETTERWINNERS

8	Johnston, D. Neil	27-na 1947-48, Ht. 6-5, Wt. 210, Hometown: Chillicothe, Ohio	72-219/.306	na	49-95/.516	na	45	193/7.1	4/2/13/9	250/6.58
	Jones, Jack A.	66-na 1951-52-53	117-370/.316	na	46-70/.657	na	75	280/4.2	na	na
15	Jones, David	30-22 1982-83-84-85, Ht. 6-2, Hometown: Jewett, Ohio, High School: Jewett-Scio	108-226/.501	5-15/.333	87-107/.813	213/2.0	166	544/5.0	101/8/68/35	1,920/17.8
	Jorgensen, Roger K.	1941								

K

No. Player	Gp-Gs	Fgm-a/%	3-point Fgm-a/%	Ftm-a/F%	Rebounds Tot/Avg	Pf-Dq	Pts/Avg	A/B/T/S	Min/Avg.	
12	Karaffa, John M.	52-na 1951-52, Ht. 6-0, Wt. 180, Hometown: Toronto, Ohio, High School: na	130-403/.623	na	32-48/.667	na	119	292/5.6	na	na
	Karow, Martin G.	1925								
	Karshner, G. M.	1898-99-00								
24	Kecman, Nikola	16-0 2010-11, Ht. 6-8, Wt. 225, Hometown: Belgrade, Serbia	15-30/.500	2-15/.133	3-5/.600	21/1.3	17-1	35/2.2	2/2/2/1	81/5.1
	Keeling, Edward J.	45-na 1955	7-24/.292	na	26-45/.578	na	28	40/0.9	na	na
6	Kelley, Donald G.	66-na 1954-55-56, Ht. 6-3, Wt. 196, Hometown: Cordington, Ohio, High School: na	232-619/.375	na	187-263/.711	na	197	651/9.9	na	na
33	Kellogg, Clark C.	86-84 1980-81-82, Ht. 6-7, Wt. 227, Hometown: Cleveland, Ohio, High School: St. Joseph	539-1,112/.485	na	207-268/.772	872/10.1	231	1,285/14.9	160/60/264/106	2,951/34.31
	Kimble, Fred W.	1963								
41	Kiracofe, Gary L.	16-na 1971-72, Ht. 6-7, Wt. 200, Hometown: Gratis, Ohio, High School: Preble Shawnee	4-12/.333	na	4-8/.500	14/0.9	17	12/0.8	na	na
50	Kirchner, Clifford S.	78-0 1979-80-81-82, Ht. 6-9, Wt. 212, Hometown: Euclid, Ohio, High School: Euclid	31-69/.449	na	15-28/.536	76/1.0	71	77/1.0	10/5/18/12	475/6.09
	Klein, Alex W.	1922 Ht. 6-0, Wt. 1852, Hometown: Lorain, Ohio, High School: Lorain Senior								
	Klie, Walter	1903-04								
24	Knight, Robert M.	74-na 1960-61-62, Ht. 6-4, Wt. 191, Hometown: Orrville, Ohio, High School: Orrville	119-299/.398	na	41-64/.641	157/2.1	133	279/3.8	na	na
50	Kortokrax, Alan	20-5 1983, Ht. 6-9, Wt. 218, Hometown: Delphos, Ohio, High School: St. John	4-15/.267	na	1-3/.333	26/1.3	16	9/0.5	1/4/3/0	110/5.5
31	Koufos, Kosta	37-35 2008, Ht. 7-0, Wt. 265, Canton, Ohio, High School: GlenOak	222-437/.508	22-63/.349	68-100/.680	247/6.7	81-0	534/14.4	19/67/55/16	1,003/27.1
	Kuhn, Charles P.	1946								

L

No. Player	Gp-Gs	Fgm-a/%	3-point Fgm-a/%	Ftm-a/F%	Rebounds Tot/Avg	Pf-Dq	Pts/Avg	A/B/T/S	Min/Avg.	
22	Landes, Jack T.	19-na 1960-61, Ht. 6-0, Wt. 172, Hometown: Columbus, High School: na	8-25/.320	na	3-7/.429	9/0.8	7	19/1.0	na	na
32	Lane, Eugene	180-na 1962, Ht. 6-8, Wt. 209, Hometown: Cleveland, High School: na	8-23/.348	na	2-4/.500	16/0.9	11	18/1.0	na	na



LETTERWINNERS

Lang, H. T.	1912-13								
Larkins, Charles R.	1929-30-31								
52 Lauderdale, Dallas	138-102 2008-09-10-11	246-335/.734	0-0/.000	82-200/.410	484/3.5	255-2	574/4.2	25/213/115/44	2,427/17.6
21 Laughlin, James H.	66-na 1956-57-58	308-833/.370	na	223-291/.766	178/2.7	146	839/12.7	na	na
Laybourne, Bruce B.	1935-36								
Leader, Donald E.	1915-16-17								
31 Lee, Kenneth L.	20-na 1961	9-38/.237	na	9-10/.900	45/2.3	13	27/1.4	na	na
34 Lee, Treg	92-34 1989-90-91	262-488/.537	6-19/.316	113-149/.758	347/3.8	225	643/7.0	134/35/144/47	1,791/19.47
12 Lewis, Ron	71-44 2006-07	257-594/.433	106-310/.342	233-299/.779	244/3.4	87-0	853/12.0	95/16/125/54	1,937/27.28
23 Lighty, David	157-125 2007-08-10-11	516-1,125/.459	141-394/.358	285-453/.629	577/3.7	307-3	1,458/9.3	374/54/284/191	4,582/29.2
Lively, John R.	1931								
3 Lomax, Frank Kip	52-27 1986-87	83-185/.449	2-8/.250	66-88/.750	94/1.8	77	234/4.6	128/4/70/30	1,107/21.29
11 Lucas, Jerry	82-na 1960-61-62	776-1,243/.624	na	438-564/.777	1,411/17.2	182	1,990/24.3	na	na
44 Lucas, Robert	8-0 1977	1-5/.200	na	0-0/0	1/0.1	3	2/0.3	0/0/0/0	14/1.75
50 Lumpkin, John,	49-19 1995, 1997	48-112/.30	0-0/0.0	44-85/.341	120/1.76	119-3	92/1.91	10/5/30/11	
Lynch, Robert	1939-40								

M

No. Player	Gp-Gs	Fgm-a/%	3-point Fgm-a/%	Ftm-a/F%	Rebounds Tot/Avg	Pf-Dq	Pts/Avg	A/B/T/S	Min/Avg.
Maag, Charles J.	1939								
52 Macknin, Michael L.	28-na 1970-71	16-37/.432	na	10-15/.667	44/1.6	23	42/1.5	na	na
33 Macon, Charles	48-13 1993-94	58-116/.500	na	40-64/.625	114/2.4	87	156/3.3	na	na
15 Madsen, Kyle	78-4 2008-09-10	58-108/.537	0-0/.000	27-35/.771	119/1.5	93-1	143/1.8	15/19/39/17	772/9.9
Maher, James E.	22-na 1951								
4 Major, Ed R.,	9-0 1981	3-8/.375	na	3-4/.750	8/0.9	6	9/1.0	1/0/3/0	29/3.2
Marquardt, William Benjamin,	1905								
54 Marinchick, Matt	64-1 2002-03-04-05	13-25/.520	0-4/.000	21-37/.568	53/0.8	40-0	83/1.3	6/3/17/4	315/4.9



LETTERWINNERS

12	Martin, Kevin 1995, Ht. 6-5, Wt. 190, Hometown: Westerville, Ohio, High School: Westerville North	27-4	29-99/.293	13-42/.310	22-35/.629	66/2.4	53-2	235/7.58	45/28/1/7	435
18/23 Martin, Norman L. 1957-58, Ht. 6-2, Wt. 178, Hometown: Sycamore Valley										
44	Martin, Tim 2001-02, Ht. 6-6, Wt. 240, Hometown: Dayton, Ohio, High School: Dunbar	63-0	54-85/.635	0-0/.000	29-74/.392	156/2.5	85-2	137/2.2	30/3/36/22	699/11.1
51	Mateen, Grady 1988-89, Ht. 7-0, Wt. 245, Hometown: Canton, Ohio, High School: McKinley	66-10	198-370/.535	0-0/.000	147-187/.786	283/4.3	126	543/8.2	25/55/98/12	1,375/20.83
Matheny, Oliver S. 1918-19										
Matson, M. M. 1925										
Mattison, Howard W. 1931-33										
Matusoff, Jacob 1923-25										
32	Mayes, Sylvester 2006, Ht. 6-1, Wt. 190, Hometown: South Bend, Ind., High School: Clay	20-2	31-86/.360	14-46/.304	7-12/.583	19/1.0	17-0	83/4.2	38/2/25/19	293/14.7
McClure, Paul 1915-16										
McClure, Roy D. 1903-04										
43	McDavid, John G. 1967-68, Ht. 6-0, Wt. 167, Hometown: Galion, High School: na	17-na	6-16/.375	na	8-14/.571	8/0.5	10	20/1.2	na	na
McDonald, Clarence A., 1918-19-20										
12	McDonald, Doug G. 1961-62-63, Ht. 6-5, Wt. 202, Hometown: Fostoria, Ohio, High School: Fostoria	74-na	189-418/.452	na	82-135/.607	270/3.6	153	460/6.2	na	na
McDonald, James A. 1936-37-38										
34	McGee, Clarence 1984-85-86, Ht. 6-7, Wt. 217, Hometown: Chicago, Ill., High School: Weber	89-33	145-342/.424	na	80-121/.661	252/2.8	115	370/4.2	na	na
McLain, Jack R. 1940-41-42										
McMillen, Harold Thomas, 1927										
14	Meadors, Dennis D. 1967-68-69, Ht. 6-0, Wt. 184, Hometown: Dayton, High School: Stebbins	64-na	175-430/.407	na	177-245/.722	187/2.9	164	527/8.2	na	na
Mees, Jed L. 1939-40-41										
Mendelson, Manuel 1919										
45	Merchant, David L. 1971-72-73, Ht. 6-0, Wt. 178, Hometown: Marion, High School: Harding	63-na	64-176/.364	na	57-75/.760	98/1.6	73	185/2.9	na	na
Mickelson, Gilbert E. 1939-40-41										
3	Millard, James E. 1955-56-57, Ht. 5-9, Wt. 156, Hometown: Dayton, High School: na	62-na	130-315/.413	na	114-175/.651	33/1.7	101	374/6.0	na	na
Miller, Clark S. 10-na 1955 1-3/.333 na 1-3/.333 na 4 3/0.3 na na										
Miller, Fred S. 1941-42-43										
41	Miller, Jeffrey E. 1967-69, Ht. 6-4, Wt. 200, Hometown: Lima, High School: na	34-na	154-322/.478	na	63-93/.677	172/5.1	74	371/10.9	na	na
Miller, John F. 70-na 1953-54-55 256-578/.433 na 307-436/.704 na 178 819/11.7 na na										



LETTERWINNERS

45	Miller, Marquis D.	65-3 1978-79-80-81, Ht. 6-5, Wt. 194, Hometown: Columbus, Ohio, High School: St. Charles	34-85/.400	na	16-29/.552	67/1.0	75	84/1.3	na	na
25	Miller, Nelson K.	22-na 1960-61, Ht. 6-3, Wt. 187, Hometown: Reading, Ohio, High School: na	8-25/.320	na	2-5/.400	18/0.8	4	18/0.8	na	na
20	Milliken, Gary S.	8-na 1960-61, Ht. 5-11, Wt. 168, Hometown: Waynesburg, Pa., High School: na	0-6/.000	na	0-0/.000	2/0.3	3	0/0.0	na	na
	Miner, John F.	1923-24-25								
13	Miniffee, Marlon	1995, Ht. 6-6, Wt. 200, Hometown: Chicago, Ill., High School: Near North								
32	Minor, Mark W.	72-na 1970-71-72, Ht. 6-5, Wt. 210, Hometown: Solon, Ohio, High School: Solon	166-379/.438	na	73-117/.624	339/4.7	184	405/5.6	na	na
	Moeller, Edward W.	1942								
30	Moody, Curtis J.	3-na 1971-73, Ht. 6-0, Wt. 170, Hometown: Columbus, Ohio, High School: North	1-2/.500	na	0-0/.000	0/0.0	0	2/2.0	na	na
10	Moore, Robert C.	15-na 1952, Ht. 5-10, Wt. 140, Hometown: Findlay, Ohio	1-22/.045	na	0-0/.000	na	5	2/0.1	na	na
	Morris, M.D.	1-na 1957	0-0/.000	na	0-0/.000	1/1.0	0	0/0.0	na	na
22	Mosier, Robert D.	43-na 1956-57, Ht. 6-8, Wt. 214, Hometown: Findlay, Ohio, High School: na	9-30/.300	na	5-15/.333	6/0.4	24	23/0.5	na	na
32	Mullens, B.J.	33-2 2009, Ht. 7-0, Wt. 275, Hometown: Columbus, Ohio, High School: Canal Winchester	120-188/.638	0-1/.000	52-93/.559	154/4.7	68-1	292/8.8	9/37/51/16	671/20.3

N

No. Player	Gp-Gs	Fgm-a/%	3-point Fgm-a/%	Ftm-a/F%	Rebounds Tot/Avg	Pf-Dq	Pts/Avg	A/B/T/S	Min/Avg.	
Nemecek, Andrew J.	1918-19-20	Ht. 6-4, Wt. 205, Hometown: Lorain, Ohio, High School: Lorain Senior								
44	Newell, Joseph S.	3-na 1971, Ht. 6-3, Wt. 192, Hometown: Bryan, High School: Bryan	0-1/.000	na	0-0/.000	na	0	0/0.0	na	na
24	Niehaus, James E.	38-na 1959, Ht. 6-0, Wt. 172, Hometown: Hamilton, Ohio, High School: na	71-198/.359	na	37-58/.638	51/1.3	83	180/4.7	na	na
15	Noble, John L.	11-na 1961-62, Ht. 6-4, Wt. 190, Hometown: Columbus, Ohio, High School: na	1-3/.333	na	0-0/.000	5/0.5	1	2/0.2	na	na
	Norton, Fred W.	1915-16-17								
	Norton, William H.	1907-09-10								
31	Nourse, Howard F.	36-na 1959-60, Ht. 6-7, Wt. 183, Hometown: Springfield, Ohio, High School: na	44-119/.370	na	17-25/.680	99/2.8	54	105/2.9	na	na
3	Nowell, Melvyn P.	84-na 1960-61-62, Ht. 6-2, Wt. 174, Hometown: Columbus, Ohio, High School: na	41-114/.360	na	198-255/.776	232/2.7	190	1,100/13.1	na	na
13	Nwankwo, Ugo	23-3 2003-04, Ht. 6-2, Wt. 185, Hometown: Ann Arbor, Mich., High School: Pioneer	12-31/.387	3-14/.214	5-8/.625	21/0.9	17-0	32/1.4	11/3/13/6	131/5.7

O

No. Player	Gp-Gs	Fgm-a/%	3-point Fgm-a/%	Ftm-a/F%	Rebounds Tot/Avg	Pf-Dq	Pts/Avg	A/B/T/S	Min/Avg.	
34	Ocokoljic, Kobe	51-13 2000-01, Ht. 6-8, Wt. 210, Hometown: Kraljevo, Yugoslavia, High School: Massillon (Ohio) Washington	41-114/.360	5-29/.172	27-43/.628	102/2.0	58-0	114/2.2	24/2/34/12	439/8.6
20	Oden, Greg	32-31 2006-07, Ht. 7-0, Wt. 270, Hometown: Indianapolis, Ind., High School: Lawrence North	189-307/.616	0-0/.000	123-196/.628	306/9.6	87-1	501/15.7	21/105/64/18	925/28.9



LETTERWINNERS

3 Offutt, Walter 23-0 12-30/.400 2-12/.167 6-12/.500 14/0.6 14-0 32/1.4 6/4/7/4 124/5.4
2009, Ht. 6-3, Wt. 190, Hometown: Indianapolis, Ind., High School: Warren Central

P

No. Player	Gp-Gs	Fgm-a/%	3-point Fgm-a/%	Ftm-a/F%	Rebounds Tot/Avg	Pf-Dq	Pts/Avg	A/B/T/S	Min/Avg.
10 Page, Kenneth	26-18	125-281/.445	na	71-87/.816	141/5.4	52	321/12.3	41/1/60/22	714/27.46
	1978, Ht. 6-3, Wt. 185, Hometown: Staten Island, N.Y., High School: McKee								
14 Painter, Michael L.	11-na	1-9/.111	na	0-1/.000	1/0.1	5	2/0.2	na	na
	1971-72, Ht. 6-1, Wt. 163, Hometown: Zanesville, Ohio, High School: Zanesville								
33 Payne, Sam	6-0	1-8/.125	0-5/.000	1-2/.500	1/0.2	2-0	3/0.5	0/0/0/1	17/2.8
	2006, Ht. 6-2, Wt. 183, Hometown: Columbus, Ohio, High School: Lindon McKinley								
24 Penn, Todd D.	106-30	175-454/.385	na	94-157/.599	96/0.9	156	444/4.2	na	na
	1978-79-80-81, Ht. 5-9, Wt. 182, Hometown: Columbus, Ohio, High School: Linden McKinley								
12 Penn, Scoonie	66-66	349-831/.420	153-437/.350	225-301/.746	271/4.1	139-0	1,079/16.3	284/6/174/136	2,298/34.8
	1999-00, Ht. 5-10, Wt. 185, Hometown: Salem, Mass., High School: Salem								
24 Peters, Albert L.	62-na	180-428/.421	na	105-148/.709	267/4.3	125	465/7.5	na	na
	1964-65-66, Ht. 6-4, Wt. 184, Hometown: New Lebanon, Ohio, High School: Dixie								
13 Peters, Danny	35-0	3-15/.200	0-2/.000	0-0/.000	7/0.2	6-0	6/0.2	1/0/9/2	49/1.4
	2007-08-09-10, Ht. 6-2, Wt. 180, Hometown: New Albany, Ohio, High School: New Albany High School								
42 Petty, John	9-na	2-6/.333	na	0-1/.000	3/0.3	3	4/0.4	na	na
	1971, Ht. 6-4, Wt. 206, Hometown: Wilmington, Ohio, High School: Wilmington								
7 Pfeiffer, John F.	29-na	28-46/.174	na	35-59/.593	na	63	91/3.2	na	na
	1945-47-49								
55 Polk, Derick	22-0	15-25/.600	na	4-4/.667	13/0.6	6	34/1.5	1/2/6/0	51/2.32
	1982-83, Ht. 6-11, Wt. 218, Hometown: Cleveland, Ohio, High School: Central Catholic								
31 Poole, Fred	65-32	179-378/.474	na	89-132/.674	193/3.0	160	447/6.9	90/5/48/16	1,175/18.08
	1976-77-78, Ht. 6-4, Wt. 204, Hometown: Columbus, Ohio, High School: Mohawk								
Postle, Fred W.	1906-08-09-10								
Powell, Harold T.	1909-10-11								
Prewitt, Daniel W.	1938								
Purinton, B.S.	1913								

R

No. Player	Gp-Gs	Fgm-a/%	3-point Fgm-a/%	Ftm-a/F%	Rebounds Tot/Avg	Pf-Dq	Pts/Avg	A/B/T/S	Min/Avg.
14 Radinovic, Velimir	111-82	265-464/.571	0-0/.000	232-329/.705	474/4.3	293-13	762/6.9	46/61/161/27	2,093/18.9
	2001-02-03-04, Ht. 7-0, Wt. 230, Hometown: Oakville, Ontario, High School: T.A. Blakelock								
11 Raidiger, Robert Lee	41-na	173-475/.364	na	80-114/.702	na	108	426/10.4	na	na
	1948-49, Ht. 6-4, Wt. 190, Hometown: Waverly, Ohio								
14 Ransey, Kelvin	112-109	827-1,688/.490	na	280-359/.780	417/3.7	315	1934/17.3	516/25/308/169	3,892/34.8
	1977-78-79-80, Ht. 6-1, Wt. 188, Hometown: Toledo, Ohio, High School: Macomber								
44, 42 Ratliff, Jimmy	65-9	66-144/.458	6-20/.300	30-46/.652	105/1.6	66	168/2.6	27/10/49/12	525/8.08
	1991-92-93-94, Ht. 6-9, Wt. 211, Hometown: Middleton, Ohio, High School: Middleton								
Raymond, Stockton	1900-01-04-05								
10 Reasbeck, Richard F.	71-na	277-626/.442	na	69-99/.697	171/2.4	154	623/8.8	na	na
	1961-62-63, 6-0, Wt. 178, Hometown: Martins Ferry, Ohio, High School: Bellaire St. John								



LETTERWINNERS

22	Reed, Michael	96-96	699-1,562/.448	126-395/.319	355-547/.649	593/6.2	184-4	1,879/19.6	238/11/255/149	3,366/35.1
	Reed, B.	1899								
40	Reese, George	66-17	228-470/.485	0-0/.000	136-212/.642	327/5.0	119-2	592/9.0	56/19/107/33	1,601/24.3
	Reese, George	1999-00, Ht. 6-7, Wt. 240, Hometown: Columbus, Ohio, High School: Independence								
24	Reeves, Scott	17-0	8-27/.296	2-7/.286	3-6/.500	6/0.4	8	21/1.2	4/0/22/3	65/3.8
	Reeves, Scott	1988, 90-91, Ht. 6-0, Wt. 170, Hometown: Columbus, Ohio, High School: Eastmoor								
	Reilly, Archer E.	1911-12-13								
43	Reinhardt, Chris	18-na	7-20/.350	na	4-4/1.000	9/0.5	14	18/1.0	na	na
	Reinhardt, Chris	1974, Ht. 6-5, Wt. 197, Hometown: Elyria, Ohio, High School: Elyria								
19	Remington, James W.	47-na	102-221/.315	na	79-116/.681	na	86	253/5.4	na	na
	Remington, James W.	1950-51, Ht. 6-2, Wt. 175, Hometown: Columbus Ohio, High School: na								
12	Repella, Stephen G.	52-na	102-221/.462	na	35-51/.686	77/1.5	66	239/4.6	na	na
	Repella, Stephen G.	1972-73-74, Ht. 6-3, Wt. 180, Hometown: Steubenville, Ohio, High School: Steubenville								
31	Rich, Gary	3-0	2-4/.500	na	0-2/.000	3/1.0	2	4/1.3	0/0/0/0	7/2.33
	Rich, Gary	1986, Ht. 6-11, Wt. 238, Hometown: Standish, Maine, High School: Eagle								
33	Richardson, Delphis C.	10-na	1-6/.167	na	2-2/1.000	4/0.4	5	4/0.4	na	na
	Richardson, Delphis C.	1967, Ht. 5-10, Wt. 170, Hometown: Anna, Ohio, High School: Anna								
	Richmond, Deane	1912-13-14								
4	Ricketts, Richard P.	72-na	412-835/.493	na	174-211/.825	285/4.0	177	998/13.9	na	na
	Ricketts, Richard P.	1963-64-65, Ht. 6-1, Wt. 177, Hometown: Belle Center, Ohio, High School: West Liberty								
	Rigby, Richard R.	1909-10								
	Risen, Arnold D.	1944-45								
14	Roberts, Joe C.	72-na	260-614/.423	na	100-160/.625	444/6.2	132	620/8.6	na	na
	Roberts, Joe C.	1958-59-60, Ht. 6-6, Wt. 214, Hometown: Columbus, Ohio, High School: na								
54	Robinson, Bill	110-24	128-254/.504	0-0/.000	70-127/.551	317/2.9	267	326/3.0	25/59/67/34	1,291/11.74
	Robinson, Bill	1989-90-91-92, Ht. 7-0, Wt. 245, Hometown: Canton, Ohio, High School: McKinley								
10	Robinson, Doylan	31-0	17-42/.405	3-12/.250	8-14/.571	54/1.7	28-0	45/1.5	22/3/24/9	208/6.7
	Robinson, Doylan	2000-01, Ht. 6-4, Wt. 210, Hometown: Akron, Ohio, High School: Buchtel								
	Robinson, G. Dudley	1922-23								
45	Romano, Gregory F.	18-0	7-13/.538	na	1-1/1.000	8/0.4	2	15/0.8	1/0/0/1	27/1.5
	Romano, Gregory F.	1975-77, Ht. 5-9, Wt. 158, Hometown: Lancaster, Ohio, High School: Fisher								
	Ropes, Charles A.	43-na	29-102/.284	na	17-33/.515	na	70	75/1.7	na	na
	Ropes, Charles A.	1955								
	Ross, Charles F.	1912-13								
20	Rowley, Alan B.	66-na	195-483/.404	na	108-180/.600	171/2.6	145	498/7.5	na/na/na/na	na
	Rowley, Alan B.	1965-66-67, Ht. 6-1, Wt. 165, Hometown: Marion, Ohio, High School: na								
	Russell, Ralston	1931								
S										
No. Player	Gp-Gs	Fgm-a/%	3-point Fgm-a/%	Ftm-a/F%	Rebounds Tot/Avg	Pf-Dq	Pts/Avg	A/B/T/S	Min/Avg.	
32 Sadel'feld, Joseph R.	13-na	27-58/.466	na	7-13/.538	31/2.4	29	61/4.7	na	na	
	Sadel'feld, Joseph R.	1967, Ht. 6-2, Wt. 194, Hometown: Cincinnati, High School: na								



LETTERWINNERS

21	Salley, Nate	10-0 2003, Ht. 6-2, Wt. 195, Hometown: Fort Lauderdale, Fla., High School: St. Thomas Aquinas	3-5/.600	0-0/.000	2-2/.000	4/0.4	3-0	8/0.8	0/0/2/2	29/2.9
33	Sanderson, Jon	65-58 1998-99, Ht. 6-7, Wt. 220, Hometown: Lexington, Ohio, High School: Lexington H.S.	168-369/.455	54-168/.321	72-117/.615	286/4.4	165-5	462/7.1	88/98/14/39	1547/23.8
45	Sarikopoulos, Zisis	14-0 2010, Ht. 7-0, Wt. 265, Hometown: Athens, Greece	6-11/.545	0-0/.000	1-5/.200	20/1.4	14-0	13/0.9	2/6/5/2	84/6.0
	Sattler, William E.	1938-39-40								
	Schick, John	1938-39-40								
31	Schnabel, Bruce J.	59-na 1967-68-69, Ht. 6-0, Wt. 174, Hometown: Williamstown, W. Va., High School: na	62-149/.416	na	62-89/.697	62/1.1	88	186/3.2	na	na
6	Schnittker, Richard D.	63-na 1948-49-50, Ht. 6-5, Wt. 206, Hometown: Sandusky, Ohio, High School: Sandusky	400-946/.423	na	329-449/.733	na	169	1129/17.9	na	
	Scott, Don Frank	1939								
15	Scott, R. Carter	112-86 1978-79-80-81, Ht. 6-2, Wt. 176, Hometown: Barbertown, Ohio, High School: Barberton	436-882/.494	na	201-265/.758	310/2.8	317	1,073/9.6	326/31/277/127	2,768/24.7
	Secrest, Fred M.	1907								
	Seiffer, Ralph E.	1924-25-26								
4	Sellers, Brad	63-61 1985-86, Ht. 7-0, Wt. 212, Hometown: Warrensville Heights, Ohio, High School: Warrensville Heights	420-846/.497	na	282-351/.803	680/10.8	187	1,122/17.8	83/187/164/68	2,213/35.1
22	Sepic, Ronald R.	72-na 1965-66-67, Ht. 6-4, Wt. 220, Hometown: Uniontown, Pa., High School: na	451-1,160/.389	na	205-276/.743	543/7.5	259	1,107/15.4	na	na
34	Shaffer, James C.	63-na 1963-64-65, Ht. 6-8, Wt. 234, Hometown: Gahanna, Ohio	174-406/.429	na	50-97/.515	357/5.7	150	398/6.3	na	na
	Shaw, Melville J.	1924-25								
43	Sherman, Nick	1-0 2003, Ht. 6-3, Wt. 190, Hometown: Dayton, Ohio, High School: Milford Academy	0-0/.000	0-0/.000	0-0/.000	0/0.0	0-0	0/0-0	0/0/1/0	1/1.0
14	Shields, Terry A.	44-3 1975-76, Ht. 6-2, Wt. 163, Hometown: Columbus, Ohio, High School: Northland	14-40/.350	na	5-12/.417	29/0.7	31	33/0.8	18/na/na/na	219/10.95
15	Short, Raymond E.	44-na 1955-56, Ht. 6-2, Wt. 178, Hometown: Martin's Ferry, High School: na	23-86/.267	na	20-38/.526	na	49	66/1.5	na	na
	Shrider, Richard G.	1943								
	Shuler, Fred A.	1926								
2	Sibert, Jordan	25-0 2011, Ht. 6-4, Wt. 180, Hometown: Cincinnati, Ohio, High School: Princeton	18-62/.290	8-32/.250	8-15/.533	25/1.0	22-0	52/2.1	14/1/13/10	208/8.3
10	Sidle, Kenneth G.	53-na 1957-58, Ht. 6-5, Wt. 200, Hometown: Ashland, Ohio, High School: na	216-547/.395	na	124-174/.713	366/8.3	204	556/10.5	na	na
21	Siegfried, Larry E.	78-na 1959-60-61, Ht. 6-4, Wt. 192, Hometown: Shelby, High School: na	444-996/.446	na	340-415/.819	377/4.8	205	1,228/15.7	na	na
22	Siekman, Robert W.	63-na 1971-72-73, Ht. 6-3, Wt. 187, Hometown: Cincinnati, Ohio, High School: Oak Hills	109-268/.407	na	80-104/.769	141/2.2	83	298/4.7	na	na
	Simmermacher, Harry U.,	1914								
2	Simmons, Jeremie	66-25 2009-10, Ht. 6-2, Wt. 175, Hometown: Chicago, High School: Von Steubon	122-304/.401	75-202/.371	60-81/.741	70/1.1	86-0	379/5.7	108/4/59/33	1,144/17.3
3	Simpson, Greg	57-36 1993-94, Ht. 6-1, Wt. 175, Hometown: Lima, Ohio, High School: Lima Senior	216-464/.466	66-165/.400	93-125/.744	150/2.6	107	591/10.4	173/4/130/75	1,515/26.6



LETTERWINNERS

Sims, James D.		1942-43-45								
3	Sims, Nate	23-0 1980-82, Ht. 6-3, Wt. 207, Hometown: Brooklyn, N.Y., High School: Alexander Hamilton	5-13/.385 na	8-13/.615 14/609	17	18/0.8	2/0/12/4	81/3.52		
23	Singleton, Jason	119-86 1996-97-98-99	425-787/.540 1-6/.167	171-330/.518 416/3.5	343-16	1022/8.6	172/248/21/128	2968/24.9		
15	Skelton, Jamie	117-50 1991-92-93-94, Ht. 6-2, Wt. 180, Hometown: Dayton, Ohio, High School: Meadowdale	373-939/.397 144-422/.341	165-233/.708 224/1.9	198	1,055/9.0	230/16/140/95	2,370/20.26		
Slyker, William V.		1920-21								
44	Smith, Clinton	22-2 1983, Ht. 6-5, Wt. 196, Hometown: Cleveland, Ohio, High School: John Adams	11-27/.407 na	4-9/.444 19/0.9	12	26/1.2	15/0/15/2	108/4.91		
24	Smith, Devon	20-0 1999-00, Ht. 6-0, Wt. 175, Hometown: Roncerverte, W.Va., High School: Fork Union (Va.) Military Academy	0-4/.000 0-3/.000	0-0/.000 7/0.4	5-0	0/0.0	6/0/9/3	68/3.4		
24	Smith, Edward J.	58-na 1968-69-70, Ht. 6-6, Wt. 227, Hometown: Warren, High School: na	53-162/.327 na	22-69/.319 161/2.8	59	128/2.2	na	na		
Smith, Inwood		1935								
23	Smith, James O.	114-104 1978-79-80-81, Ht. 6-9, Wt. 223, Hometown: Cleveland, Ohio, High School: East Technical	328-638/.514 na	133-246/.541 614/5.4	399	789/6.9	52/169/159/65	2,775/24.34		
32	Smith Jr., Lenzelle	20-0 2011. Ht. 6-3, Wt. 230, Hometown: Zion, Ill., High School: Zion-Benton	9-20/.450 1-8/.125	5-6/.833 16/0.8	7-0	24/1.2	9/0/8/5	91/4.6		
33	Smith, Richard G.	60-4 1976-77-78-79, Ht. 6-6, Wt. 216, Hometown: Vienna, Va., High School: Marshall	36-105/.343 na	19-35/.543 93/1.6	48	91/1.5	7/2/17/1	366/6.1		
24	Smith, Shaun	49-3 2001-02-03-04, Ht. 5-10, Wt. 170, Hometown: Cincinnati, Ohio, High School: Walnut Hills	8-24/.333 4-9/.444	14-23/.609 25/0.5	17-0	34/0.7	21/1/14/9	171/3.5		
Smith, Terry N.		20-na 1954								
Snyder, Ray M.		21-na 1945-46								
15	Sorenson, David L.	77-na 1968-69-70, Ht. 6-8, Wt. 226, Hometown: Findlay, High School: na	636-1,130/.563 na	350-448/.781 761/9.9	233	1,622/21.1	na	na		
Spangler, E. Carl		1910-11								
20	Spies, Thomas P.	28-na 1968-70, Ht. 6-2, Wt. 177, Hometown: Columbus, Ohio, High School: na	12-27/.444 na	4-11/.363 13/0.5	13	28/1.0	na	na		
Stafford, Robert E.		1938-39								
14	Steagall, Norman W.	22-na 1957, Ht. 6-1, Wt. 169, Hometown: Mount Vernon, Ohio, High School: na	4-16/.250 na	7-11/.636 5/0.3	11	15/0.7	na	na		
Steeb, C. E., 1898										
Stiegemeier, Andy		45-17 1974-75								
Stimson, George W.		1899								
Stinchcomb, Gaylord		1921								
31	Steele, Kwadjo	46-0 1997-98-99-00, Ht. 6-6, Wt. 210, Hometown: Dayton, Ohio, High School: Westerville North	7-39/.179 1-15/.067	7-18/.389 29/0.6	21-0	22/0.5	9/2/10/4	142/3.1		
10	Stockman, Tony	61-41 2004-05, Ht. 6-1, Wt. 180, Hometown: Medina, Ohio, High School: Medina	280-717/.391 139-404/.344	78-99/.788 161/2.6	96-0	777/12.7	151/0/133/108	1,855/30.4		



LETTERWINNERS

12	Stokes, Ronnie	120-81 1982-83-84-85, Ht. 5-11, Wt. 164, Hometown: Canton, Ohio, High School: McKinley	421-883/.477	3-8/.375	395-522/.757	270/2.3	353	1,240/10.3	419/29/245/158	3491/29.1
40	Stonerook, Shaun	54-53 1996-97, Ht. 6-7, Wt. 205, Hometown: Westerville, Ohio, High School: Westerville North H.S.	178-348/.338	16-59/.213	168-240/.412	392/7.25	171-1		159/87/109/82	1724/31.9
24	Stringer, Damon	54-52 1996-97, Ht. 6-0, Wt. 165, Hometown: University Heights, Ohio, High School: Cleveland Heights H.S.	243-604/.402	89-235/.379	137-174/.787	134/2.5	160-5	712/13.2	217/8/93/	1581/29.2
	Summers, Harold G.	1916								
0	Sullinger, J.J.	94-86 2004-05-06, Ht. 6-5, Wt. 200, Hometown: Columbus, Ohio, High School: Thomas Worthington	344-695/.495	79-203/.389	168-282/.596	535/5.7	248-12	935/9.9	135/46/136/84	2,585/27.5
0	Sullinger, Jared	37-37 2011, Ht. 6-9, Wt. 280, Hometown: Columbus, Ohio, High School: Northland	222-410/.541	3-12/.250	188-267/.704	377/10.2	90-1	635/17.2	43/20/59/37	1,172/31.7
42	Swain, Ralph Mike	58-na 1966-67-68, Ht. 6-8, Wt. 206, Hometown: S. Zanesville, Ohio, High School: na	88-213/.413	na	78-109/.716	153/2.6	107	254/4.4	na	na
40	Sylvester, Matt	113-43 2003-04-05-06, Ht. 6-7, Wt. 200, Hometown: Cincinnati, Ohio, High School: Moeller	274-656/.418	72-241/.299	91-131/.695	274/2.4	231-4	711/6.3	204/26/155/35	2,261/20.0

T

No.	Player	Gp-Gs	Fgm-a/%	3-point Fgm-a/%	Ftm-a/F%	Rebounds Tot/Avg	Pf-Dq	Pts/Avg	A/B/T/S	Min/Avg.
	Tarbert, W. Arlington	1925-26								
	Tate, Jermaine	43-41 1996	207-366/.566	1-5/.200	106-175/.606	289/6.7	128-3	521/12.1	41/69/76/39	1,266/29.4
	Taylor, Curtis E.	1923								
15	Taylor, Fred R.	1949-50, Ht. 6-3, Wt. 192, Hometown: Zanesville, Ohio								
	Taylor, Henry D.	1908-09								
21	Taylor, Richard S.	43-na 1962-63, Ht. 6-3, Wt. 184, Hometown: Cuyahoga Falls, Ohio, High School: na	37-114/.325	na	25-39/.641	50/1.2	53	99/2.3	na	na
14	Taylor, Troy	120-101 1982-83-84-85, Ht. 6-0, Wt. 170, Hometown: Canton, Ohio, High School: McKinley	551-1,161/.475	12-31/.387	382-497/.769	231/1.9	333	1,497/12.5	421/10/332/155	3,654/30.5
50	Taylor, Vaughn Craig	80-48 1973-74-75-76, Ht. 6-10, Wt. 235, Hometown: Springfield, Ohio, High School: North	376-762/.493	na	133-177/.751	580/7.3	229	885/11.1	128/na/na/na	1,576/19.7
	Taylor, W. O.	1900-01								
42	Terwilliger, Matt	118-2 2005-06-07-08, Ht. 6-8, Wt. 225, Hometown: Troy, Ohio; High School: Troy	116-252/.460	18-65/.277	39-68/.574	212/1.8	140-0	289/2.4	39/42/47/36	1,346/11.4
23	Testerman, Gregg L.	11-na 1971-73, Ht. 6-3, Wt. 167, Hometown: Lebanon, High School: Lebanon	2-14/.143	na	3-3/1.000	5/0.5	3	7/0.6	na	na
24	Thies, Richard H.	1963, Ht. 6-7, Wt. 200, Cincinnati, Ohio								
1	Thomas, Deshaun	37-0 2011, Ht. 6-6, Ht. 230, Hometown: Ft. Wayne, Ind., High School: Bishop Luers	105-219/.479	21-64/.328	47-59/.797	131/3.5	41-0	278/7.5	17/6/30/14	518/14.0
	Thomas, Earl H.	2-na 1935-36-37	0-0/.000	na	2-2/1.000	0/0.0	2	2/1.0	na	na
	Thomas, G. W.	1912								
12	Thompson, Robert N.	2-na 1971, Ht. 6-3, Wt. 205, Hometown: Waverly, High School: Waverly	0-0/.000	na	2-2/1.000	0/0.0	2	2/1.0	na	na
15	Tischer, Jerry A.	48-na 1965-66-67, Ht. 6-5, Wt. 205, Hometown: Galion, High School: na	44-120/.367	na	30-44/.682	63/1.3	41	118/2.5	na	na



LETTERWINNERS

34 Titus, Mark 32-0 2-6/.333 2-6/.333 3-4/.750 5/0.2 5-0 9/0.3 3/2/0/2 48/1.5
2007-08-09-10, Ht. 6-4, Wt. 215, Hometown: Brownsburg, Ind., High School: Brownsburg

Trabitz, Louis 1942-43

Trautman, George M. 1913

21 Turner, Evan 101-94 539-1,073/.502 54-149/.362 385-508/.758 682/6.8 273-6 1,517/15.0 414/74/352/159 3,315/32.8
2008-09-10, Ht. 6-7, Wt. 210, Hometown: Chicago, High School: St. Joseph's

U

No. Player	Gp-Gs	Fgm-a/%	3-point Fgm-a/%	Ftm-a/F%	Rebounds Tot/Avg	Pf-Dq	Pts/Avg	A/B/T/S	Min/Avg.
Underman, John O.	20-na 1946-47	na	na	36-92/.391	na	51	204/10.2	na	na

V

No. Player	Gp-Gs	Fgm-a/%	3-point Fgm-a/%	Ftm-a/F%	Rebounds Tot/Avg	Pf-Dq	Pts/Avg	A/B/T/S	Min/Avg.
Van Heyde, George A.	1928-29								
*Vaughn, Cleo	14-na 1954	18-67/.269	na	15-33/.455	na	39	51/3.6	na	na

W

No. Player	Gp-Gs	Fgm-a/%	3-point Fgm-a/%	Ftm-a/F%	Rebounds Tot/Avg	Pf-Dq	Pts/Avg	A/B/T/S	Min/Avg.
15 Wagar, Mark L.	51-na 1971-72-73, Ht. 6-8, Wt. 209, Hometown: Avon, Ohio, High School: Avon	74-202/.366	na	38-60/.633	141/2.8	116	186/3.6	na	na

13 Waiters, Granville S. 104-61 257-473/.543 na 87-131/.664 434/7.2 204 601/5.8 28/136/87/35 2,214/21.3
1980-81-82-83, Ht. 6-11, Wt. 220, Hometown: Columbus, Ohio, High School: East

Walkey, John L. 11-na 1-5/.200 na 5-11/.455 6/0.5 9 7/0.6 na na
1968, Ht. 5-10, Wt. 173, Hometown: Lafayette, Ind., High School: na

2 Wallace, Eric 15-0 12-24/.500 1-1/1.000 2-8/.250 20/1.3 4-0 27/1.8 1/0/3/1 72/4.8
2008, Ht. 6-5, Wt. 215, Hometown: Winston-Salem, N.C., High School: Hargrave Military Academy

Wardman, William M., 1911

41 Watson, Antonio 54-25 89-174/.511 0-0/.000 49-97/.505 149/2.8 110 227/4.2 24/24/67/15 766/14.19
1993-94-95, Ht. 6-9, Wt. 250, Hometown: Columbus, Ohio, High School: Eastmoor

15 Weatherspoon, J.D. 10-0 8-16/.500 0-4/.000 2-9/.222 8/0.8 2-0 18/1.8 4/0/2/1 54/5.4
2011, Ht. 6-7, Wt. 210, Hometown: Columbus, Ohio, High School: Northland

12 Wells, James A. 18-na 4-8/.125 na 9-9/1.000 na 16 17/0.9 na na
1944-47

Wells, Wayne L. 6-na 0-0/.000 na 1-2/.500 na 2 3/0.5 na na
1946-47

Weltner, Edgar P. 1918-19

Wendt, Chester F. 1935

41 Wenner, Steven 65-4 205-464/.442 na 58-106/.547 420/6.5 159 468/7.2 79/na/na/na 343/5.28
1973-74-75, Ht. 6-7, Wt. 214, Hometown: Findlay, Ohio, High School: Findlay

Wesson, Keith 115-42 118-235/.502 0-0/.000 118-175/.674 213/1.9 276 354/3.1 22/19/121/12 1,804/15.69
1983-84-86-87, Ht. 6-9, Wt. 233, Hometown: Niles, Ohio, High School: McKinley

32 Weston, Daniel J. 1974-75, Ht. 6-4, Wt. 183, Hometown: Morral, Ohio, High School: Riverdale

3 White, Albert M. 1963

White, John T. 1943



LETTERWINNERS

20	White, Tony	113-55 1986-87-88-89, Ht. 6-7, Wt. 223, Hometown: Pataskala, Ohio, High School: Watkins Memorial	237-470/.504	4-11/.364	194-263/.738	384/3.4	250	672/5.9	76/26/117/41	2,107/18.65
Whitlinger, Warren W., 1934-35-36										
	Wigton, George L.	28-na 1955	7-33/.212	na	13-21/.619	21/0.8	20	27/1.0	na	na
Wilce, John Woodworth, Jr., 1942										
44	Wilbourne, Nate	37-10 1993-94, Ht. 6-11, Wt. 250, Hometown: Columbus, Ohio, High School: Upper Arlington	49-95/.516	0-0/.000	22-30/.733	77/2.1	64	120/3.2	10/5/33/5	327/8.84
	Wilks, William C.	66-na 1951-52-53	203-652/.311	na	137-222/.617	na	185	543/8.2	na	na
32	Williams, Herbert L.	114-112 1978-79-80-81, Ht. 6-10, Wt. 242, Hometown: Columbus, Ohio, High School: Marion Franklin	834-1,673/.499	na	343-513/.669	1,111/9.7	271	2,011/17.6	102/328/310/73	4,216/37.0
5	Williams, Thomas D.	65-na 1951-52-53, Ht. 5-11, Wt. 145, Hometown: Defiance, Ohio	193-592/.326	na	158-241/.656	241/3.7	195	544/8.4	na/na/na/na	na
33	Williams, Zach	94-84 2001-02-03, Ht. 6-7, Wt. 230, Hometown: Brooklyn, N.Y., High School: Christ the King	313-628/.498	0-0/.000	175-282/.621	461/4.9	253-6	801/8.5	97/17/207/46	2,610/27.8
10	Wilson, Curtis	126-73 1984-86-87-88, Ht. 6-1, Wt. 181, Hometown: Akron, Ohio, High School: St. Vincent-St. Mary High	386-894/.432	59-149/.432	292-380/.768	253/2.0	281	1,120/8.9	475/365/4/153	3,127/24.8
	Wilson, Jack F.	1933-34-35								
21	Wilson, J. Jackson-	11-0 2005, Ht. 6-5, Wt. 210, Hometown: Milwaukee, Wis., High School: Rufus King/Fork Union Military Acad.	2-3/.667	0-0/.000	2-4/.500	6/0.5	6-0	6/0.5	1/0/3/3	25/2.3
9	Winter, Robert E.	1947-48								
30	Winston, Otis	16-0 1993-94-95, Ht. 6-5, Wt. 180, Hometown: Toronto, Ohio, High School: Toronto	5-10/.500	0-0/.000	2-5/.400	3/2	7	12/.8	0/4/0/4	34/2.25
	Wirthwein, Walter G.	1920								
	Wise, Albert R.	1942-43								
	Wise, Anthony	1942								
34	Witte, Luther E.	1971-72-73, Ht. 7-0, Wt. 228, Hometown: Alliance, Ohio, High School: Marlinton								
20	Wolfe, Jack	1972-73-74, Ht. 6-6, Wt. 220, Hometown: Columbus, Ohio, High School: Whetstone H.S.								
	Wood, Brian	1994								
10	Wood, Jud J.	1975-76-77, Ht. 6-3, Wt. 184, Hometown: Columbus, Ohio, High School: Northland								
	Worthley, Charles M.	1951								
	Wrigley Lowell A.	1930								

Y

No. Player	Gp-Gs	Fgm-a/%	3-point Fgm-a/%	Ftm-a/F%	Rebounds Tot/Avg	Pf-Dq	Pts/Avg	A/B/T/S	Min/Avg.	
Young, Francis	1922									
Young, J. M.	1898									
24	Yudt, Rick	52-47 1995-96, Ht. 6-7, Wt. 210, Hometown: Portage, Ind., High School: Portage	219-494/.443	71-188/.378	90-113/.769	194/3.7	131-2	599/11.5	59/4/98/27	1451/27.9



MANAGER **LETTERWINNERS**

Bennie Alison, 1972-74, Youngstown, Ohio
 Steve Ater, 1999-02, Chesapeake, Ohio
 Mark Aucoin, 1976-77, Columbus, Ohio
 Jim Baugh, 1984-87, Canfield, Ohio
 Chris Barrale, 2008-09-10-11, Paramus, N.J.
 Jacob Beede, 2006-09, Sacramento, Calif.
 Matt Bennett, 1976-77, Columbus, Ohio
 Joe Bias, 1988-92, Castalia, Ohio
 Steve Bidlack, 1992-95, Defiance, Ohio
 John Bokoch, 1995, Middleburg, Ohio
 Troy Brooks, 2003-06, Magadore, Ohio
 Anthony Calo, 2006-08, Westerville, Ohio
 Bill Carill, 1980-81, Pepper Pike, Ohio
 Robert Childs, 1972-74, Columbus, Ohio
 Jeffery Combs, 1982, Mount Vernon, Ohio
 Dale Condit, 1963-66, Columbus, Ohio
 Jim Cook, 1998-01, Buffalo, N.Y.
 Greg Cowles, 1976-77, Morral, Ohio
 Bryce Crawford, 2008-09-10-11
 Canal Winchester, Ohio

John Cross, 1981-84, Fairborn, Ohio

Tim Daniels, 2009-10-11, Avon Lake, Ohio

Bob Darst, 1979-81, Zanesville, Ohio

Kyle Davis, 2011, Hilliard, Ohio

John DeTemple, 2006-09, Cincinnati, Ohio
 Walter E. Donham, 1950, Hammond, Ind.
 Mark Doseck, 1983-85, Jackson Center, Ohio
 Brad Dresbach, 1993, Leipsic, Ohio
 Michael Duga, 1995, Coral Springs, Fla.
 Scott Ebert, 1976-77, Dover, Ohio
 David Egelhoff 1998-02, Columbus, Ohio

Michael Flowers, 2009-10-11, Newark, Ohio

Patrick Ford, 2010-11, Nashville, Tenn.

Aaron Fuss, 2002-05, Pataskala, Ohio
 Todd Geyer, 1996-99, London, Ohio
 Danielle Ghiloni, 2003-04, Columbus, Ohio
 Don Gier, 1959-62, Columbus, Ohio
 Dan Gill, 2003-06, Buffalo, N.Y.
 David Goldstein, 1989-91, Columbus, Ohio
 Robert Grimm, 1974, Oak Harbor, Ohio
 Bob Grogan, 1979-81, Columbus, Ohio
 Richard Hamilton, 1962
 Chris Harris, 1983-86, Columbus, Ohio

Wes Hesterman, 2009-10-11, Napoleon, Ohio

Ed Hickey, 1992, 93, 95, Burnt Hills, N.Y.
 Bruce Holcomb, 1981, 84, Columbus, Ohio
 Ken Holcomb, 1980-81, Columbus, Ohio
 Larry Hozee, 1989
 Ken Huber, 1993, 95, Holgate, Ohio
 Asad Javad, 1997-99, Columbus, Ohio
 Kerry Johnson, 1995, 97, Leipsic, Ohio
 Geraia Keller, 1971, Massillon, Ohio
 David Kelly, 1979, Grove City, Ohio
 John D. Kidnocker, 1962
 Gerald Kirschner, 1990-91, Old Bethpage, N.Y.

Dennis C. Koehl, 1971, Columbus, Ohio
 Ed Kurt, 1987, 89, Columbus, Ohio
 Emile Leon, 1982, Columbus, Ohio
 Trent Lickliger, 1980-81, Columbus, Ohio
 Ryan Lidke, 1998-01, Bellevue, Ohio
 William LoPresti, 1971, Dover, Ohio
 Nick Maddron, 1996-00, Long Beach, Calif.
 Mike McCoy, 1983-86, Columbus, Ohio
 Robert McClelland, 1948, Xenia, Ohio
 Dale Meggas, 1974, Cleveland, Ohio
 Tyler Meyer, 2002-05, Deshler, Ohio

Lee Miller, 2009-10-11, Kettering, Ohio

Patrick Miller, 1976, Fairborn, Ohio
 Curtin Moody, 1972-73, Columbus, Ohio
 Thomas Morgan, 1976, Columbus, Ohio
 Earl M. Morris, 1940
 Todd Morris, 1971, Columbus, Ohio
 Mark Myer, 1985-87, Columbiana, Ohio
 Doug Neustadt, 1992-93, Pittsburgh, Pa.
 Mark Neustadt, 1996-98, Pittsburgh, Pa.

Mike Oeters, 2010-11, Loveland, Ohio

Matt O'Leary, 1989-92, Sidney, Ohio
 John O'Neill, 1976

Charles Parrish, 1976, Worthington, Ohio
 Chris Penny, 2000-03, Zanesville, Ohio
 Danny Peters, 2006, New Albany, Ohio
 Chris Reinhardt, 1972-74, Elyria, Ohio
 Daniel Rich, 1971, Oceanside, N.Y.
 Kevin Richards, 1990-91, Huntsburg, Ohio
 Rich Rittenour, 2000, Defiance, Ohio
 Lenny Roberts, 1989-92, Coral Springs, Fla.
 Mark Roberts, 1976, Columbus, Ohio

Leroy Robinson, 2011, Indianapolis, Ind.

Levi Robinson, 2005-8, Newark, Ohio
 Kevin Rohrbacher, 2005-8, Sandusky, Ohio
 Chris Rooks, 1992-93, Huntington Station, N.Y.
 Doug Roman, 1982, 85
 Joe Santa-Emma, 1986-87, Columbus, Ohio
 John Scott, 1976, Columbus, Ohio
 Dan Schilling, 1992-93, Upper Sandusky, Ohio
 Kevin Schimming, 1995, 97-98, Oak Harbor, Ohio
 Fred Schoerer, 1949, New Bremen, Ohio
 David Schuman, 1974, Geneva, Ohio
 David Seif, 1971, Picketon, Ohio
 Scott Sessler, 1987-88, Sandusky, Ohio
 Joe Sestito, 1974, Columbus, Ohio
 Ty Shepfer, 2004-07, Zanesville, Ohio
 Greg Smigelsky, 1979-81, Maple Heights, Ohio
 Brad Smith, 2001-04, Perrysburg, Ohio
 Michael Smith, 1971,74, Frazeytsburg, Ohio
 Robert Stegner, 1974, Fairborn, Ohio
 Andy Stiegmeier, 1973, Kent, Ohio
 Joe A. Stepp, 1973, Kermit, W.Va.
 Dave Stein, 1992,93, 95, Sandusky, Ohio

Weston Strayer, 2010-11, Milan, Ohio

Alan Stuker, 2004-07, Cincinnati, Ohio
 Drew Sullivan, 2008, Sandusky, Ohio
 Gregg Testerman, 1972-73, Lebanon, Ohio
 Scott Thacker, 2002-05, Pickerington, Ohio
 Matt Topolosky, 1998-01, Bexley, Ohio
 Clint Turner, 1993, 95, Hilliard, Ohio
 Matt Ullmer, 2005-8, Dayton, Ohio
 Mike Ullmer, 1997-00, Centerville, Ohio
 Darin Van Vlerah, 1995, Defiance, Ohio
Dakota VanHorn, 2009-10-11, Columbus, Ohio
 Mark Wagner, 1973, Avon, Ohio
 Jordan Warfield, 2001-04, Hudson, Ohio
 Greg Weber, 1993, West Unity, Ohio
 Daniel Weston, 1973, Morral, Ohio
 Pat Whittington, 1977-81, Sabina, Ohio
 Gage Will, 2008-09-10-11, Sandusky, Ohio
 Erik Zadrozny, 2001-04, Hudson, Ohio

ST. JOHN ARENA



L.W. ST. JOHN

St. John Arena played host to its final full season as the home of Ohio State basketball in 1997-98 after 42 years. Completed in November of 1956 at a cost of less than \$4 million, the 13,276-seat structure is named for former OSU basketball coach and athletics director, L.W. St. John.

The building of St. John Arena ushered in a golden era in Ohio State basketball. The Buckeyes won the national championship in 1960, were runners-up the next two years and captured a still unequalled five-consecutive Big Ten titles between 1960 and 1964.

Ohio State's record in St. John Arena is a glistening 431-151 – a winning percentage of .741. Between 1960 and

1964, the Buckeyes won 50-consecutive games on their home floor. Ohio State played again in St. John during the 2004-05 season, marking the first men's game played in the historic venue since the home finale in 1998. Ohio State played two games at St. John during the 2007-08 season, a 90-57 victory over VMI Nov. 25, 2007 and a 73-56 win vs. California in the 2008 National Invitation Tournament March 24, 2008. A game vs. Delaware State (W, 70-42) was played Nov. 20, 2008 and most recently Ohio State defeated Western Carolina 85-60 Dec. 12, 2010.

Since the first game was played in December of 1956 (vs. Butler), more than 6.7 million fans witnessed games in St. John Arena. The actual per game average over the years is 11,558 in 582 games.

Over the years, the capacity of the arena fluctuated. The original mark of 13,491 had gone as high as 13,681 and as low as the present figure of 13,276.

Prior to the start of the 1987-88 season, a \$1.2 million scoreboard, featuring the latest in computer graphics, was installed. At the same time, new corner scoreboards and a new lighting system was added. Scoreboard improvements also were implemented in 2010.

With the most distant seat only 155 feet from the center circle and no posts or obstructions to block the sight lines, storied St. John Arena remains one of college basketball's most respected basketball theaters.

Now that the Ohio State men's and women's basketball teams have moved to Value City Arena, St. John Arena serves as the home of Ohio State's men's and women's volleyball, men's and women's gymnastics, fencing and wrestling teams.

In 2004 St. John Arena once again hosted basketball contests as the first and second rounds of the NCAA women's tournament were played in the venerable arena. Both the men's and women's basketball teams still compete and practice at SJA on occasion.



Year	Games	Att.	Avg.	Won	Lost
1956-57	12	122,850	10,237	10	2
1957-58	11	105,106	9,555	7	4
1958-59	11	100,291	9,117	8	3
1959-60	12	139,034	11,586	12	0
1960-61	11	138,898	12,627	11	0
1961-62	11	147,711	13,428	11	0
1962-63	14	175,739	12,553	14	0
1963-64	13	151,221	11,632	10	3
1964-65	13	116,336	8,949	8	5
1965-66	13	112,090	8,622	8	5
1966-67	12	101,852	8,488	8	4
1967-68	13	141,993	10,923	12	1
1968-69	13	147,460	11,343	11	2
1969-70	12	119,954	9,996	8	4
1970-71	12	126,702	10,558	10	2
1971-72	12	157,758	13,146	12	0
1972-73	13	174,423	13,417	9	4
1973-74	11	121,539	11,049	5	6
1974-75	15	126,814	8,454	10	5
1975-76	13	98,250	7,558	6	7
1976-77	13	97,940	7,534	4	9
1977-78	14	187,306	13,379	11	3
1978-79	13	173,144	13,319	10	3
1979-80	14	190,274	13,591	13	1
1980-81	15	199,483	13,299	11	4
1981-82	15	190,880	12,725	12	3
1982-83	16	184,689	11,543	13	3
1983-84	14	174,276	12,448	9	5
1984-85	14	173,997	12,428	12	2
1985-86	17	210,413	12,377	14	3
1986-87	16	193,744	12,109	12	4
1987-88	16	209,286	13,080	13	3
1988-89	16	208,417	13,026	11	5
1989-90	14	182,125	13,009	12	2
1990-91	15	198,836	13,256	15	0
1991-92	16	212,416	13,276	15	1
1992-93	16	211,245	13,203	10	6
1993-94	15	199,140	13,276	10	5
1994-95	16	177,081	11,068	6	10
1995-96	14	163,980	11,713	7	7
1996-97	14	147,881	10,563	9	5
1997-98	17	169,490	9,970	7	10
2004-05	1	11,568	11,568	1	0
2007-08	2	19,946	9,973	2	0
2008-09	1	6,388	6,388	1	0
2010-11	1	6,905	6,905	1	0
Totals	582	6,726,871	11,558	431	151



RESULTS BY YEAR

1898-99
W: 12, L: 4 (H: 8-1, A: 4-2, N: 0-1)

W/L	Opponent	OSU-OPP
12/2 W	East High	25-4
12/9 W	East High	16-0
12/10 W	East High	34-8
12/15 L	@Piqua	7-9
12/29 L	@Urbana	8-12
1/7 W	Otterbein	25-2
1/14 W	Kenyon	18-2
1/21 L	Urbana	6-10
1/28 W	Kenton	17-8
2/4 W	Springfield YMCA	16-4
2/9 W	@Kenton	10-8
2/22 W	@Kenyon	14-11
2/28 W	Trinity	47-0
3/3 W	@Kenton	11-6
3/10 W	@Circleville	21-1
4/3 L	vs. Urbana!	7-11

latKenton, Ohio

1899-1900
W: 8, L: 4 (H: 8-2, A: 0-2)

W/L	Opponent	OSU-OPP
12/16 W	East High	58-2
12/23 W	Central High	34-4
1/5 W	Circleville	16-8
1/8 L	Yale	6-22
1/26 W	Springfield YMCA	12-6
2/3 W	Kenyon	20-3
2/7 W	Circleville	14-13
3/2 W	Kenyon	31-18
3/9 W	Circleville	16-8
3/16 L	Kenton	12-16
4/5 L	@Canton	9-18
4/6 L	@Mount Union	6-10

1900-01
W: 1, L: 3 (H: 1-3)

W/L	Opponent	OSU-OPP
11/23 W	Circleville	26-5
1/5 L	Yale	5-26
2/9 L	Circleville	7-8
3/2 L	Kenyon	9-11

1901-02
 No Team

1902-03
W: 5, L: 2 (H: 4-1, A: 1-1)

W/L	Opponent	OSU-OPP
1/16 W	Wittenberg	43-18
1/23 W	@Ohio Wesleyan	21-8
1/31 L	@Oberlin	15-19
2/6 W	Ohio University	88-2
2/13 W	Oberlin	37-16
2/21 W	Kenyon	37-10
3/17 L	Kenyon	18-28

1903-04
W: 10, L: 4 (H: 10-1, A: 0-3)

W/L	Opponent	OSU-OPP
12/12 W	Columbus YMCA	42-23
W	Central High	77-20
W	Bliss College	74-11
W	North High	134-8
W	Columbus YMCA	44-31
1/9 W	Otterbein	74-10
1/16 W	Oberlin	57-46
1/23 W	Otterbein	37-28
1/27 L	Minnesota	18-31
2/6 L	@Marietta	15-17
2/20 W	Marietta	35-23
2/27 L	@Oberlin	16-38
3/1 W	Kenyon	26-11
3/5 L	@Kenyon	20-37

1904-05
W: 12, L: 2 (H: 10-1, A: 2-1)

W/L	Opponent	OSU-OPP
12/18 W	Central High	65-14
1/7 W	Wittenberg	65-8
1/12 W	Wisconsin	25-22
1/21 W	Purdue	26-23
1/28 W	Oberlin	27-21
2/4 W	Cincinnati	43-6
2/9 W	Wooster	37-19
2/10 W	@Western Reserve	39-20
2/11 L	@Oberlin	20-36
2/18 W	@Denison	34-19
2/20 L	Minnesota	25-27
3/4 W	Indiana	66-12
3/10 W	Western Reserve	58-3
3/18 W	Denison	36-17

1905-06
W: 9, L: 1 (H: 9-0, A: 0-1)

W/L	Opponent	OSU-OPP
1/6 W	Wittenberg	37-15
1/10 W	Ohio Medical University	29-8
1/13 W	Cedarville	40-12
1/17 W	Ohio Medical University	8-7
1/26 W	Wittenberg	53-19
1/27 W	Wash. & Jefferson	36-27
2/2 W	Akron Buchtel	20-17
2/3 L	@Oberlin	7-30
2/23 W	Wooster	30-11
3/3 W	Oberlin	29-17

1906-07
W: 7, L: 5 (H: 5-2, A: 2-3)

W/L	Opponent	OSU-OPP
1/15 L	Cincinnati	30-32
1/19 L	Oberlin	15-19
1/26 W	Hiram	55-21
2/8 W	@Muskingum	54-22
2/9 L	@Denison	11-22
2/14 W	@Baldwin Wallace	37-27
2/15 L	@Western Reserve	22-31
2/16 L	@Wooster	28-29
2/23 W	Kenyon	42-15
3/3 W	Akron Buchtel	26-22
3/7 W	Haskell Indians	50-21
3/9 W	Wooster	22-14

1907-08
W: 5, L: 6 (H: 5-3, A: 0-3)

W/L	Opponent	OSU-OPP
1/11 W	Wittenberg	59-11
1/17 W	Muskingum	81-8
1/24 W	Denison	43-33
1/31 W	Ohio Wesleyan	33-18
2/8 W	Kentucky	54-20
2/13 L	@Ohio Wesleyan	30-37
2/13 L	Western Reserve	19-20
2/24 L	Colgate	20-38
2/28 L	@Wooster	20-30
2/29 L	@Oberlin	24-26
3/6 L	Wooster	18-20

1908-09
W: 11, L: 1 (H: 7-1, A: 4-0)

W/L	Opponent	OSU-OPP
1/9 W	Otterbein	35-16
1/16 W	Cincinnati	57-24
1/23 W	Denison	42-16
1/30 W	Ohio Wesleyan	36-21
2/6 L	Wooster	24-26
2/13 W	Wabash	34-19
2/19 W	Rochester	28-16
2/28 W	Michigan	29-22
3/2 W	@Ohio Wesleyan	36-18
3/7 W	@Michigan	46-26
3/12 W	@Wooster	26-13
3/13 W	@Oberlin	35-25

1909-10
W: 11, L: 1 (H: 9-1, A: 2-0)

W/L	Opponent	OSU-OPP
1/8 W	Wittenberg	61-14
1/15 W	Otterbein	45-16
1/22 W	Oberlin	33-28
1/29 W	Hiram	41-18
2/5 W	Ohio Wesleyan	34-29
2/12 W	Wooster	44-16
2/19 W	Denison	54-10
2/24 L	Alleghany	20-25
2/26 W	Wabash	47-29
3/5 W	Michigan Ags	34-13
3/11 W	@Ohio Wesleyan	25-15
3/12 W	@Oberlin	22-17

1910-11
W: 6, L: 3 (H: 6-1, A: 0-2)

W/L	Opponent	OSU-OPP
1/7 W	Otterbein	42-20
1/14 W	Denison	33-32
1/21 L	@Oberlin	17-19
1/28 W	Ohio Wesleyan	41-28
2/11 W	Michigan Ags	42-12
2/17 W	Syracuse	48-17
2/24 W	Alleghany	29-13
3/4 L	Oberlin (ot)	33-37
3/11 L	@Ohio Wesleyan	16-28

1911-12
W: 7, L: 5 (H: 6-3, A: 1-2)

W/L	Opponent	OSU-OPP
1/6 W	Wittenberg	53-18
1/13 W	Kenyon	64-9
1/20 W	Cincinnati	61-15
1/27 W	Ohio Wesleyan	23-20
1/29 L	@Indiana	19-34
1/30 W	@Wabash	21-13
2/10 L	Rochester	24-25
2/17 L	Notre Dame	23-24
2/24 W	Wabash	42-20
3/2 W	Oberlin	27-11
3/9 L	Oberlin	14-32
3/13 L	@Ohio Wesleyan	15-33

1912-13
W: 13, L: 7; Big Ten: 4-5/6th (H: 6-1, A: 6-6, N: 1-0)

W/L	Opponent	OSU-OPP
12/31 W	@Toledo St. Johns	36-27
1/1 W	@Bucyrus YMCA	39-22
1/2 L	@Akron Buchtel	19-21
1/3 W	vs. Wooster	27-26
1/4 W	@Canal Dover	43-17
1/5 W	@Westinghouse	23-16
1/11 W	Wittenberg	53-24
1/18 W	Northwestern	22-20
1/21 L	@Wisconsin	11-22
1/25 W	Indiana	34-22

1/29 W	Oberlin	31-21
2/8 W	@Chicago	29-20
2/10 L	@Purdue	18-28
2/15 L	Wisconsin	22-27
2/22 W	Chicago	24-21
3/1 L	@Oberlin	18-24
3/4 W	Ohio Wesleyan	36-18
3/7 W	@Indiana	19-17
3/8 L	@Northwestern	16-36
3/15 L	@Ohio Wesleyan	17-23

! at Daily News % at Pittsburgh, Pa.

1913-14
W: 10, L: 4; Big Ten: 5-1/2nd (H: 7-1, A: 3-3)

W/L	Opponent	OSU-OPP
1/10 W	Akron	44-10
1/17 L	Oberlin	21-23
1/24 W	Purdue	33-24
1/31 W	Indiana	43-17
2/6 L	@Chicago	15-37
2/7 W	@Notre Dame	22-20
2/11 L	@Ohio Wesleyan	24-34
2/14 W	Denison	28-21
2/21 W	Chicago	25-23
2/27 W	@Purdue	32-22
2/28 W	@Indiana	28-19
3/4 W	Western Reserve	22-13
3/7 L	@Oberlin	16-24
3/11 W	Ohio Wesleyan	27-18

1914-15
W: 6, L: 10; Big Ten: 3-9/8th (H: 4-6, A: 2-4)

W/L	Opponent	OSU-OPP
1/6 L	Ohio Wesleyan	20-26
1/9 L	Purdue	17-19
1/16 L	@Chicago	17-30
1/19 W	@Ohio Wesleyan	38-17
1/23 L	@Illinois	17-24
1/22 L	Northwestern	23-32
2/6 L	@Purdue	17-19
2/9 W	@Iowa	17-16
2/13 W	Oberlin	23-22
2/16 L	Wisconsin	17-26
2/20 W	Chicago	18-9
2/22 W	Iowa	27-15
2/27 L	Northwestern	21-25
3/1 L	Illinois	19-26
3/6 L	@Wisconsin	12-23
3/13 W	Oberlin	26-15

1915-16
W: 9, L: 13; Big Ten: 2-8/8th (H: 5-4, A: 4-7, N: 0-2)

W/L	Opponent	OSU-OPP
12/4 W	Capital	29-23
12/11 W	Kenyon	42-12
12/15 W	Ohio Wesleyan	30-23



Basketball became a varsity sport at Ohio State in the fall of 1898. The first Buckeye team, which won 12 of 16 games, is shown above.



RESULTS BY YEAR

12/17 L Ivs. St. Marys.....23-24
 12/29 W @Piqua.....33-32
 12/30 L @Ottawa.....18-48
 12/31 L @Detroit YMCA.....11-20
 1/1 L %vs. Buckeye Pts.....13-25
 1/8 L Northwestern.....23-26
 1/15 L @Illinois.....10-21
 1/18 L Oberlin.....20-24
 1/22 W Purdue.....24-19
 1/25 L @Northwestern.....12-39
 2/4 W @Purdue.....25-19
 2/12 L @Indiana.....17-26
 2/15 W @Ohio Wesleyan.....30-26
 2/19 L Chicago.....13-25
 2/22 L Indiana.....26-29
 2/26 W Mount Union.....44-18
 3/3 L @Chicago.....12-27
 3/6 L @Illinois.....22-28
 3/11 W @Oberlin.....22-20
 ! Dayton, Ohio % Toledo, Ohio

1916-17
W: 15, L: 11; Big Ten: 3-9/7th
(H: 6-6, A: 7-5, N: 2-0)

W/L	Opponent	OSU-OPP
12/8 W	Otterbein	52-11
12/15 W	Capital	35-18
12/19 W	@Ohio Wesleyan	20-18
12/23 L	@Miami (O)	23-24
12/27 L	@Sharon (Pa.)	22-25
12/28 W	Ivs. Westinghouse	38-18
12/29 W	@Youngstown	40-28
1/1 W	@Elyria	33-25
1/1 W	&vs. Buckeye Pts	21-19
1/2 W	@Detroit YMCA	25-24
1/6 L	Wisconsin	22-30
1/8 L	Illinois	14-38
1/13 W	Oberlin	38-14
1/20 W	Case	36-21
1/23 W	Ohio Wesleyan	23-22
2/3 L	@Minnesota	24-25
2/5 L	@Illinois	21-34
2/9 L	Purdue	28-29
2/12 L	Minnesota	16-19
2/16 W	@Northwestern	29-12
2/17 L	Wisconsin	15-40
2/22 W	Northwestern	27-25
2/24 L	Indiana	19-24
3/2 W	@Indiana	30-14
3/3 L	@Purdue	17-32
3/10 W	@Oberlin	29-10
! Pittsburgh, Pa. % Toledo, Ohio		

1917-18
W: 13, L: 7; Big Ten: 5-5/7th-T
(H: 7-2, A: 6-5)

W/L	Opponent	OSU-OPP
W	@Hamilton	38-17
L	@Dayton Triangles	22-30
W	@Detroit YMCA	28-27



The 1912-13 team was Ohio State's first as a member of the Big Ten Conference. The Buckeyes went on to post a 4-5 league mark.

W @Detroit YMCA.....15-13
 1/15 W Ohio Wesleyan.....46-20
 1/21 W Michigan.....37-7
 2/2 L @Northwestern.....36-57
 2/4 L @Purdue.....32-50
 2/6 L @Ohio Wesleyan.....20-22
 2/9 W Indiana.....28-22
 2/11 L @Illinois.....21-35
 2/12 W @Indiana.....23-21
 2/16 W @Oberlin.....28-14
 2/18 L Illinois.....23-26
 2/22 L Purdue.....20-38
 2/25 W Northwestern.....30-24
 2/28 W Camp Sherman.....36-31
 3/2 W Oberlin.....38-17
 3/5 W Columbus AC.....43-18
 3/9 W @Michigan.....34-27

1918-19
W: 7, L: 12; Big Ten: 2-6/9th
(H: 4-4, A: 3-7, N: 0-1)

W/L	Opponent	OSU-OPP
12/25 W	@Hardin AC	46-32
12/25 L	@Hardin AC	19-36
12/26 L	@Toledo	27-30
12/27 L	Ivs. Rayls	19-32
1/11 W	Ohio Wesleyan	16-13
1/14 L	@Dayton Triangles	21-28
1/18 W	Oberlin	35-24
1/20 L	@Illinois	20-25
1/25 W	Denison	27-25
2/1 L	@Oberlin	18-20
2/7 W	@Indiana	22-21
2/8 L	@Purdue	20-42
2/15 L	Indiana	31-37
2/18 W	@Ohio Wesleyan	40-32
2/21 L	@Michigan	20-38
2/22 L	Wittenberg	21-25
2/24 W	Illinois	32-15
3/1 L	Purdue	21-27
3/8 L	Michigan	20-23
! Detroit		

1919-20
W: 17, L: 10; Big Ten: 3-9/7th
(H: 6-4, A: 9-5, N: 2-1)

W/L	Opponent	OSU-OPP
12/13 W	Wooster	40-19
12/18 W	Ohio Wesleyan	41-17
12/27 W	@Canton	41-19
12/28 W	@Youngstown Duq.	35-18
12/29 W	Ivs. Westinghouse	34-32
12/30 L	%vs. Goodyear	24-26
12/31 W	@Toledo	33-20
1/1 W	&vs. Toledo St. John's	18-15
1/2 W	@Wittenberg	33-23
1/3 W	@Cincinnati	35-13
1/7 W	Oberlin	33-20
1/10 L	Indiana	11-21
1/12 L	@Illinois	22-40

1/17 W Purdue.....37-35
 1/30 L @Chicago.....22-46
 1/31 W @Michigan.....30-18
 2/9 L Illinois.....27-35
 2/11 L Chicago.....13-19
 2/13 W @Case.....48-27
 2/14 W @Oberlin.....32-13
 2/21 W Denison.....30-29
 2/24 L @Wisconsin.....27-31
 2/28 L @Indiana.....16-17
 3/1 L @Purdue.....25-63
 3/8 L Wisconsin.....22-34
 3/10 W @Ohio Wesleyan.....38-20
 3/13 W Michigan.....34-20
 ! Pittsburgh, Pa. %Akron, Ohio & Toledo, Ohio

1920-21
W: 4, L: 13; Big Ten: 2-10/9th
(H: 2-9, A: 2-4)

W/L	Opponent	OSU-OPP
12/11 W	Wittenberg	27-26
12/15 L	Ohio Wesleyan	33-34
12/31 W	Cornell	33-22
1/3 L	Princeton	19-27
1/8 L	Indiana	21-29
1/15 W	@Michigan	22-10
1/22 L	Purdue	32-40
1/25 L	Chicago	21-32
2/8 L	@Illinois	11-46
2/12 L	@Purdue	23-41
2/14 L	@Indiana	11-33
2/19 W	@Chicago (ot)	31-30
2/21 L	Wisconsin	25-42
2/25 L	Denison	32-36
2/28 L	Illinois	32-35
3/5 L	Michigan	25-36
3/8 L	@Wisconsin	24-34

1921-22
W: 8, L: 10; Big Ten: 5-7/6th-T
(H: 6-6, A: 2-4)

W/L	Opponent	OSU-OPP
12/10 L	Cincinnati	17-33
12/17 L	Ohio Wesleyan	19-21
12/21 W	Wittenberg	30-18
12/27 W	Yale	33-15
12/30 W	Dartmouth	24-23
1/7 L	@Chicago	14-25
1/9 W	@Michigan	25-22
1/14 L	Illinois	36-48
1/20 W	Indiana	23-17
2/7 L	Denison	31-34
2/11 L	Michigan	17-38
2/18 L	@Iowa	27-31
2/20 L	@Illinois	22-41
2/22 W	Chicago	29-23
2/25 L	@Northwestern	18-20
2/27 W	@Indiana	20-18
3/4 W	Northwestern	35-33
3/6 L	Iowa	18-34

1922-23
W: 4, L: 11; Big Ten: 1-11/9th-T
(H: 3-6, A: 1-5)

W/L	Opponent	OSU-OPP
12/15 W	Ohio Wesleyan	32-27
12/19 W	Wittenberg	38-28
12/30 W	Vanderbilt	28-20
1/8 L	Illinois	31-36
1/13 L	Northwestern	24-26
1/19 L	@Chicago	30-32
1/20 L	@Iowa	21-46
1/27 L	@Michigan	25-49
1/29 W	@Northwestern	20-18
2/10 L	Purdue	21-26
2/12 L	Iowa	25-36
2/17 L	Chicago	18-27
2/22 L	Michigan	14-39
2/27 L	@Purdue	20-53
3/5 L	@Illinois	21-36

1923-24
W: 12, L: 5; Big Ten: 7-5/4th-T
(H: 9-1, A: 2-4, N: 1-0)

W/L	Opponent	OSU-OPP
12/8 W	Kenyon	45-9
12/11 W	Ohio Wesleyan	31-20
12/15 W	Wittenberg	32-26
12/27 W	Ivs. Pennsylvania	35-22
12/31 W	Yale	43-30
1/8 L	@Purdue	23-24
1/12 L	Illinois	24-27
1/21 W	Iowa	43-28
1/25 L	@Indiana	29-31
1/28 W	Minnesota	33-29
2/9 W	@Iowa	26-24
2/11 W	@Illinois	25-22
2/16 W	Indiana	31-27
2/23 W	Wisconsin	27-13
2/27 W	Purdue	39-26
3/1 L	@Minnesota	38-41
3/3 L	@Wisconsin	20-30
! Cleveland, Ohio		

1924-25
W: 14, L: 2; Big Ten: 11-1/1st
(H: 9-1, A: 5-1)

W/L	Opponent	OSU-OPP
12/10 W	Ohio Wesleyan	41-32
12/13 W	Western Reserve	45-14
12/31 W	Butler	34-25
1/3 L	Princeton	34-39
1/10 W	Indiana	30-22
1/13 W	@Wisconsin	27-20
1/17 L	@Michigan	29-39
1/24 W	Northwestern	21-17
1/31 W	@Chicago	24-23
2/2 W	@Minnesota	32-20
2/14 W	Minnesota	26-20
2/16 W	Michigan	32-13
2/23 W	@Northwestern	34-23
2/28 W	Chicago	43-25
3/7 W	@Indiana	28-26
3/14 W	Wisconsin	37-23

1925-26
W: 10, L: 7; Big Ten: 6-6/5th-T
(H: 9-1, A: 1-6)

W/L	Opponent	OSU-OPP
12/12 W	Ohio University	33-27
12/15 W	Ohio Wesleyan	40-19
12/30 L	Cornell	15-23
1/1 W	Princeton	36-25
1/3 W	@Pittsburgh	47-33
1/9 W	Purdue	28-25
1/13 L	@Purdue	22-29
1/16 W	Illinois	30-18
1/23 W	Iowa	35-21
1/30 L	@Chicago	20-21
2/6 W	Chicago	18-14
2/12 L	@Northwestern	18-27
2/13 L	@Illinois	31-35
2/20 W	Michigan	32-31
2/27 W	Northwestern	34-22
3/6 L	@Michigan	28-44
3/8 L	@Iowa	17-18

1926-27
W: 11, L: 6; Big Ten: 6-6/7th (H: 9-2, A: 2-4)

W/L	Opponent	OSU-OPP
12/10 W	Ohio Wesleyan	32-19
12/14 W	Ohio University	38-26
12/29 W	Princeton	33-13
12/31 W	Cornell	41-20
1/3 W	Pittsburgh	48-23
1/8 L	@Purdue	27-35
1/10 L	@Wisconsin	16-25
1/18 W	Illinois	29-28
1/22 W	Minnesota	32-20
1/29 W	@Minnesota	33-31
2/5 L	@Iowa	25-39



RESULTS BY YEAR

2/7	L	@Illinois	30-43
2/12	L	Purdue	29-33
2/19	W	Wisconsin	20-16
2/22	W	@Indiana	27-18
3/5	W	Iowa	30-28
3/9	L	Indiana	31-36

1927-28
W: 5, L: 12; Big Ten: 3-9/7th
(H: 4-5, A: 1-7)

W/L	Opponent	OSU-OPP
12/10	W Ohio Wesleyan	42-36
12/17	W Muskingum	28-27
12/31	L @Pittsburgh	32-50
1/2	L @Pennsylvania	28-33
1/4	L Princeton	27-28
1/7	L Wisconsin	13-30
1/16	L @Michigan	21-41
1/19	W Northwestern	43-38
1/21	L Chicago	21-25
2/4	W @Minnesota (2ot)	42-40
2/6	L @Chicago	24-27
2/13	L @Indiana	26-43
2/18	L @Wisconsin	18-21
2/22	L Indiana	17-52
2/25	W Minnesota	46-37
2/27	L Michigan	39-45
3/5	L @Northwestern	21-43

1928-29
W: 9, L: 8; Big Ten: 6-6/5th-T
(H: 5-5, A: 4-3)

W/L	Opponent	OSU-OPP
12/8	L Ohio Wesleyan	21-36
12/14	W Pennsylvania	29-23
12/17	L Pittsburgh	26-34
1/2	W North Carolina	43-30
1/5	L @Iowa	26-34
1/7	W @Northwestern	31-28
1/12	W Illinois	27-22
1/14	L Northwestern	24-27
1/26	W Chicago	40-30
2/2	W @Army	44-30
2/9	L @Michigan	24-34
2/16	W @Illinois	35-30
2/18	W @Chicago	35-31
2/22	L Purdue	23-39
2/25	W Iowa	42-23
3/2	L Michigan	26-27
3/4	L @Purdue	34-45

1929-30
W: 9, L: 15; Big Ten: 1-9/9th
(H: 6-4, A: 3-11)

W/L	Opponent	OSU-OPP
12/9	W *Capital	46-11
12/11	W *@Capital	30-28
12/14	W Ohio University	26-24
12/16	W *Bliss	35-15
12/28	W Notre Dame	29-22
12/31	L @Pittsburgh (ot)	33-38
1/1	L @Pennsylvania	25-31
1/6	L @Illinois	15-19
1/7	L *@Heidelberg	23-25
1/11	L Wisconsin	25-32
1/11	L *@Wilmington	11-28
1/14	W *@Cedarville	47-30
1/18	L *@Ashland	27-28
1/24	W *@Denison	24-12
1/25	W Minnesota	30-19
2/1	L @Minnesota	26-29
2/3	L @Purdue	14-60
2/8	L Indiana	22-26
2/15	L Purdue (ot)	25-27
2/17	L Illinois	16-26
2/21	L *@Bluffton	27-28
2/22	W Army	31-30
3/1	L @Indiana	15-27
3/3	L @Wisconsin	23-32

* Game played by Buckeye "B" team

1930-31
W: 4, L: 13; Big Ten: 3-9/9th
(H: 4-4, A: 0-9)

W/L	Opponent	OSU-OPP
12/13	L Pittsburgh	17-25
12/31	W Cornell	38-24
1/6	L @Notre Dame	24-27
1/10	W Wisconsin	29-19
1/12	L @Indiana	21-23
1/17	W Michigan	22-16
1/24	L @Northwestern	22-35
1/26	L @Michigan	22-40
1/31	L @Army	29-40
2/2	L @Columbia	29-30
2/16	L Chicago	25-26
2/21	L Minnesota	21-22
2/23	L @Wisconsin	24-28
2/28	L Northwestern	18-32
3/2	W Indiana	31-15
3/7	L @Chicago	22-31
3/9	L @Minnesota	24-31

1931-32
W: 9, L: 9; Big Ten: 5-7/6th
(H: 6-4, A: 3-5)

W/L	Opponent	OSU-OPP
12/8	W Ohio University	25-18
12/12	W Missouri	30-17
12/22	W Yale	33-20
12/31	L Vanderbilt	27-28
1/5	W @Illinois	29-28
1/8	L Purdue	33-38
1/9	W Iowa	20-17
1/16	W @Iowa	40-23
1/23	L @Northwestern	24-25
1/28	L Michigan	25-38
2/6	W @Virginia	30-26
2/7	L @Navy	32-35
2/13	W Illinois	29-26
2/16	L @Purdue	26-43
2/20	L @Chicago	26-29
2/27	W Chicago	40-31
2/29	L Northwestern	19-26
3/7	L @Michigan	27-30

1932-33
W: 17, L: 3; Big Ten: 10-2/1st-T
(H: 8-1, A: 9-2)

W/L	Opponent	OSU-OPP
12/6	W @Toledo	64-10
12/10	L Ohio Wesleyan	38-40
12/28	W Notre Dame	30-24
12/21	W @Vanderbilt	45-25
1/2	W @Kentucky	46-30
1/7	W Indiana	35-28
1/14	W Minnesota	43-28
1/16	W Illinois	33-22
1/20	W @Xavier	31-19
1/27	W @Western Reserve	43-28
2/4	W @Minnesota	24-23
2/6	W @Wisconsin	31-30
2/11	W Army	41-25
2/13	W @Illinois (ot)	31-29
2/18	W Purdue	28-27
2/20	W Iowa	38-23
2/25	L @Iowa	29-37
2/27	W @Purdue	29-17
3/4	W Wisconsin	37-20
3/6	L @Indiana	28-40

1933-34
W: 8, L: 12; Big Ten: 4-8/8th
(H: 3-6, A: 5-6)

W/L	Opponent	OSU-OPP
12/9	L Ohio Wesleyan	23-34
12/16	W Western Ontario	41-20
12/30	L @Pittsburgh	18-27
1/1	W @Dayton	47-25
1/3	W Princeton	41-34
1/6	W @Chicago	42-32



1939 Buckeyes — Final Four/2nd

Front row — Charles Magg, Gil Mickelson, Bob Lynch, Dick Baker, Jimmy Hull, John Schick, Jack Dawson, Bill Sattler, Don Scott and Dick Boughner. Back row — Athletics Director L.W. St. John, Assistant Coach J.E. Blicke, Jed Mees, Bob Stafford, Head Coach Harold Olsen, Bill Gall, Maynard Edwards, Trainer Tucker Smith, Manager Ray Hertz.

1/8	L Indiana	22-38
1/13	L Northwestern	25-32
1/15	W @Indiana	27-23
1/20	W @Minnesota	28-24
1/22	L @Northwestern	31-42
1/22	L @Michigan	28-32
2/3	L Minnesota	39-41
2/10	L @Marquette	28-39
2/12	L @Wisconsin	23-42
2/17	L Michigan	20-26
2/19	W Chicago	33-30
2/24	L Wisconsin	38-44
3/3	L @Notre Dame	21-33
3/5	W @Western Reserve	36-33

1934-35
W: 12, L: 7; Big Ten: 8-4/4th
(H: 8-2, A: 4-5)

W/L	Opponent	OSU-OPP
12/8	W Ohio University	31-30
12/12	W Marietta	32-21
12/15	W Carleton	24-13
12/28	L @Temple	24-28
12/29	L @Maryland	41-50
12/31	W @Xavier	31-28
1/5	L @Iowa	21-32
1/7	W @Michigan (ot)	33-30
1/12	L Illinois	23-44
1/21	W Chicago	37-21
1/26	W @Northwestern	39-19
1/28	W @Chicago	37-34
1/31	W Notre Dame	31-22
2/4	L @Purdue	41-42
2/9	L Iowa	12-24
2/11	W Northwestern	41-29
2/18	L @Illinois	36-43
2/23	W Purdue	40-39
3/2	W Michigan	30-28

1935-36
W: 12, L: 8; Big Ten: 5-7/6th
(H: 7-3, A: 5-5)

W/L	Opponent	OSU-OPP
12/12	W George Washington	36-27
12/14	W Evansville	38-21
12/16	W @Muskingum	50-25
1/1	W Harvard	38-13
1/4	W Wisconsin	44-23
1/6	L Purdue	27-36
1/11	L @Iowa	23-25
1/13	W @Illinois	18-13
1/18	W Iowa	34-26
1/25	W @Pennsylvania	41-37

1/27	L @George Washington	23-45
2/1	L Minnesota	21-42
2/3	L @Purdue	27-48
2/10	W @Minnesota	44-28
2/11	L @Wisconsin	25-34
2/15	W Indiana	43-34
2/24	W Ohio Wesleyan	31-20
2/29	L Illinois	29-30
3/2	L @Indiana	34-40
3/3	W @Notre Dame	28-23

1936-37
W: 13, L: 7; Big Ten: 7-5/5th
(H: 6-1, A: 6-6, N: 1-0)

W/L	Opponent	OSU-OPP
12/11	W Denison	42-16
12/21	W @Creighton	35-28
12/22	L @Nebraska	23-32
12/26	L @California	31-33
12/28	W @California	30-28
12/30	W @USC	40-38
12/31	W @UCLA	48-39
1/9	W vs. N.Y. University	39-32
1/11	W Wisconsin	28-22
1/16	W Minnesota	23-22
1/18	L @Indiana	36-43
1/23	W @Michigan	37-32
2/1	W Chicago	19-16
2/6	L @Minnesota	14-31
2/8	L @Wisconsin (ot)	33-35
2/13	W Indiana	48-44
2/15	W Northwestern	33-30
2/20	W @Chicago	32-27
2/22	L @Northwestern	29-44
2/27	L Michigan	24-38


! Madison Square Garden

1937-38
W: 12, L: 8; Big Ten: 5-5/3rd
(H: 8-2, A: 4-6)

W/L	Opponent	OSU-OPP
12/7	W @Marietta	29-23
12/11	W Nebraska	42-31
12/27	W Creighton	31-17
12/29	L California	27-34
1/1	W @Baltimore	53-37
1/3	L @George Washington	35-46
1/8	L @Northwestern	34-35
1/10	L @Michigan	28-38
1/15	W Iowa	48-29
1/22	W Illinois	46-26
1/24	L Michigan	26-29
1/31	L @Toledo	45-54



RESULTS BY YEAR



1944 Buckeyes — Final Four/3rd

Front row — Floyd Griffith, Dick Davis, Dick McQuade, Tom Melziva, Ollie Fink and Oris Burley. Middle row — Rodney Caudill, Paul Huston, Jack Dugger, Don Grate, Arnold Risen, Bob Bowen and Bill Gunton. Back row — Manager Ken Watkins, Assistant Coach Jack Graf, Ernie Plank, Al Updike, Dave Belknap, Jack Hammett, Head Coach Harold Olsen and Trainer Ernie Biggs.

Table with 3 columns: Date, Result, Opponent/Score. Rows include games from 2/3 to 3/5.

1938-39

W: 16, L: 7; Big Ten: 9-2/1st (H: 7-0, A: 7-6, N: 2-1)

Table with 3 columns: W/L, Opponent, OSU-OPP. Rows include games from 12/10 to 3/27.

! Berkeley, Calif. *NCAA Eastern Regionals, Philadelphia **National Championship game, Evanston, Ill.

1939-40

W: 13, L: 7; Big Ten: 7-4/3rd (H: 10-3, A: 3-4)

Table with 3 columns: W/L, Opponent, OSU-OPP. Rows include games from 12/14 to 2/3.

1940-41

W: 10, L: 10; Big Ten: 7-5/3rd (H: 8-4, A: 2-6)

Table with 3 columns: W/L, Opponent, OSU-OPP. Rows include games from 12/10 to 3/1.

1941-42

W: 6, L: 14; Big Ten: 4-11/9th (H: 6-4, A: 0-9, N: 0-1)

Table with 3 columns: W/L, Opponent, OSU-OPP. Rows include games from 12/10 to 2/2.

Table with 3 columns: Date, Result, Opponent/Score. Rows include games from 2/9 to 3/7.

1942-43

W: 8, L: 9; Big Ten: 5-7/6th (H: 4-4, A: 4-5)

Table with 3 columns: W/L, Opponent, OSU-OPP. Rows include games from 12/8 to 3/6.

1943-44

W: 14, L: 7; Big Ten: 10-2/1st (H: 7-3, A: 6-3, N: 1-1)

Table with 3 columns: W/L, Opponent, OSU-OPP. Rows include games from 12/11 to 3/25.

* NCAA Eastern Regionals, New York City ** Final Four, New York City

1944-45

W: 15, L: 5; Big Ten: 10-2/2nd (H: 9-0, A: 5-3, N: 1-2)

Table with 3 columns: W/L, Opponent, OSU-OPP. Rows include games from 12/9 to 2/24.

Table with 3 columns: Date, Result, Opponent/Score. Rows include games from 3/22 to 3/24.

1945-46

W: 16, L: 5; Big Ten: 10-2/1st (H: 9-0, A: 5-3, N: 2-2)

Table with 3 columns: W/L, Opponent, OSU-OPP. Rows include games from 12/4 to 3/26.

1946-47

W: 7, L: 13; Big Ten: 5-7/6th (H: 4-3, A: 3-10)

Table with 3 columns: W/L, Opponent, OSU-OPP. Rows include games from 12/7 to 3/28.

1947-48

W: 10, L: 10; Big Ten: 5-7/6th (H: 8-4, A: 2-6)

Table with 3 columns: W/L, Opponent, OSU-OPP. Rows include games from 12/5 to 2/14.



RESULTS BY YEAR

2/16	W	Wisconsin	53-47
2/21	W	@Michigan State	72-50
2/23	W	Indiana	60-45
2/28	L	@Michigan	36-40

1948-49

W: 14, L: 7; Big Ten: 6-6/4th
(H: 7-2, A: 7-5)

W/L	Opp.	OSU(#)-OPP(#)
12/4	W Butler	60-48
12/6	W Marquette	72-47
12/18	L Oklahoma (ot)	55-64
12/21	W @California	74-60
12/22	W @California	68-64
12/27	W @Denver	66-57
1/8	W Northwestern	68-56
1/10	L Illinois	63-64
1/15	L @Iowa	49-53
1/17	W @Wisconsin	57-54
1/22	W Purdue	66-56
1/29	L @Michigan	48-54
2/5	W Minnesota	48-39(5)
2/7	W Indiana	72-59
2/12	L @Illinois	49(18)-64(4)
2/14	W @St. Louis	68(18)-60(2)
2/19	L @Northwestern	50-62
2/21	L @Indiana	45-65
2/26	W @Michigan	69(18)-44
2/28	W Michigan State	70(18)-51
3/5	W @DePaul	63(19)-51

(#) Indicates AP ranking

1949-50

W: 22, L: 4; Big Ten: 12-1/1st
(H: 11-1, A: 8-2, N: 3-1)

W/L	Opp.	OSU(#)-OPP(#)
12/3	L DePaul	68-70
12/5	W Marquette	82-53
12/10	W @Butler	67-65
12/23	W California	78-67
12/28	W vs. Cornell	43-42
12/29	W vs. Harvard	59-48
1/2	L @Bradley	46-65
1/7	W Illinois	83-62
1/9	W @DePaul	70-62
1/14	W Northwestern	61(15)-51
1/16	W Michigan	74(15)-58
1/21	L @Illinois	50(11)-66
1/23	W Iowa	68(11)-54
1/28	W @Minnesota	63(13)-58(18)
1/30	W @Purdue	59(13)-52
2/4	W Wisconsin	61(7)-47(17)
2/6	W @Indiana	56(7)-55(12)
2/11	W Michigan State	87(4)-43
2/13	W @Missouri	47(4)-46
2/18	W @Northwestern	68(3)-46
2/20	W Indiana	75(3)-65
2/27	W @Michigan	69(3)-58
3/9	W Butler	66(2)-65
3/18	W DePaul	70(2)-63
3/23	L *CC-New York	55(2)-56
3/25	W **Holy Cross	72(2)-52(4)

(#) Indicates AP ranking
! MSU Holiday Classic, East Lansing, Mich.
* NCAA Eastern Regionals, New York City
** Regional Third-Place game, New York City

1950-51

W: 6, L: 16; Big Ten: 3-11/9th
(H: 4-7, A: 2-7, N: 0-2)

W/L	Opp.	OSU(#)-OPP(#)
12/4	L Kansas State	51-68
12/6	W Butler	72-50
12/9	W @Marquette	76-55
12/11	L Missouri	51-61
12/23	W St. Louis	65-55
12/29	L vs. Princeton	49-55
12/30	L vs. Penn State	58-67
1/6	L Indiana	62-77(6)

1/8	L	@Minnesota	64-77
1/13	L	Wisconsin	67-74
1/20	L	@Northwestern	75-81
1/22	L	@Indiana	59-69(6)
1/27	W	Michigan State	58-49
1/29	L	Northwestern	67-78
2/3	W	Purdue	84-72
2/5	L	@Wisconsin	51-56
2/10	L	@Iowa	71-83
2/12	L	@Illinois	59-79(16)
2/17	L	Minnesota	56-70
2/19	W	@Michigan	68-66
2/24	L	Illinois	69-89(10)
3/3	L	@DePaul	67-94

(#) Indicates AP ranking
! MSU Holiday Classic, East Lansing, Mich.

1951-52

W: 8, L: 14; Big Ten: 6-8/5th-T
(H: 6-3, A: 2-11)

W/L	Opp.	OSU(#)-OPP(#)
12/3	L @Kansas State	54-78
12/11	L Denver	58-67
12/15	W Butler	75-74
12/22	L @Utah	48-61
12/26	W @Oregon State	61-57
12/28	L @Washington	43-78(3)
12/29	L @Washington State	54-62
1/5	L @Northwestern	70-75
1/7	W Indiana	73-72(5)
1/12	L @Wisconsin	51-58
1/14	W @Purdue	85-69
1/21	W Minnesota	59-58
1/31	L @St. Louis	58-62(6)
2/2	L Illinois	62-66(3)
2/4	L @Minnesota	56-84
2/9	L @Michigan State	52-70
2/12	W Northwestern	79-61
2/16	L @Illinois	53-80(6)
2/18	L Iowa	62-75(5)
2/23	W Michigan	80-67
2/25	L @Indiana	80-95
3/1	W Wisconsin	69-56

(#) Indicates AP ranking

1952-53

W: 10, L: 12; Big Ten: 7-11/7th
(H: 7-4, A: 3-8)


W/L	Opp.	OSU(#)-OPP(#)
12/6	W St. Louis	81-71
12/13	L @Butler	60-63
12/20	W Pittsburgh	76-70
12/27	L @Illinois	62-87(2)
12/29	W Northwestern	82-70
1/3	L @Michigan State	57-68
1/5	W @Michigan	79-46
1/10	W @Purdue	67-65
1/12	L Indiana	68-88(7)
1/19	L @Wisconsin	51-64
1/24	L @Minnesota	64-82(19)
1/26	L @Northwestern	73-82
2/2	W Purdue	79-77
2/7	W Michigan State	73-62
2/9	W Minnesota	81-71
2/14	W @Pittsburgh	62-53
2/16	L Iowa	68-71
2/21	L @Indiana	67-81(2)
2/23	L @Iowa	75-90
2/28	L Wisconsin	63-69
3/7	L Illinois	74-93(10)
3/9	W Michigan	95-71

(#) Indicates AP ranking

1953-54

W: 11, L: 11; Big Ten: 5-9/7th
(H: 7-4, A: 4-7)

W/L	Opp.	OSU(#)-OPP(#)
12/5	W @Butler	93-78



1946 Buckeyes — Final Four/3rd

Front row — Jim Hall, John Lovett, Stan Palmer and Chuck Goldman. Middle row — Bill Biel, Clark Elliott, Wayne Wells, Paul Huston, Ray Snyder, Warren Amling, Bob Bowen, Jack Underman and Wilbur Johnston. Back row — Head Coach Harold Olsen, Athletic Director L.W. St. John, Assistant Coach Jack Graf, Dave Hackett, Bob Merrell, Jack Russell, Charles Kuhn, John Wallin, Manager Bob Blake, Trainer George Busenberg, Manager Jim DeLeone.

12/8	W	@St. Louis	91-86(18)
12/12	W	Oklahoma	73-64
12/19	L	@Louisville	76-85
12/21	W	@Miami	106-81
12/26	L	Oregon State	60-62(12)
12/29	W	Denver	74-56
1/4	L	@Michigan	76-85
1/6	W	Pittsburgh	74-55
1/9	W	Purdue	91-74
1/11	L	@Illinois	76-90(15)
1/16	L	Illinois	78-82(19)
1/18	L	@Indiana	72-94(3)
1/23	L	@Michigan State	76-83
1/30	W	@Purdue	77-73
2/6	L	Wisconsin	73-79
2/8	L	@Northwestern	71-89
2/13	W	Michigan	97-77
2/15	W	Iowa	77-69
2/20	W	Minnesota	84-73(18)
2/27	L	Indiana	68-84(3)
3/1	L	@Iowa	71-84(20)

(#) Indicates AP ranking

1954-55

W: 10, L: 12; Big Ten: 4-10/10th
(H: 8-3, A: 2-9)

W/L	Opp.	OSU(#)-OPP(#)
12/1	W @Pittsburgh	98-87
12/4	W Butler	98-80
12/11	W St. Louis	91-86(12)
12/18	W @Oklahoma	102(14)-84
12/21	L @California	63(11)-74
12/22	L @California	50(11)-54
12/30	W Oklahoma City	72(20)-61
1/3	W Michigan State	83(20)-76
1/8	L @Michigan (ot)	81-88
1/15	L Illinois	78-86(7)
1/22	L @Purdue	82-93
1/24	L Iowa	66-79(19)
1/29	W Northwestern	91-90(16)
1/31	W St. John's	67-61
2/5	W Indiana	90-87
2/7	L @Minnesota	56-82(11)
2/12	L @Wisconsin	63-86
2/14	L @Iowa	68-79(15)
2/19	L Purdue	70-82
2/21	W Michigan	72-68
2/26	L @Illinois	77-85(13)
3/5	L @Indiana	66-84

(#) Indicates AP ranking

1955-56

W: 16, L: 6; Big Ten: 9-5/3rd
(H: 9-2, A: 7-4)

W/L	Opp.	OSU(#)-OPP(#)
12/3	W @Butler	73-51
12/5	L Vanderbilt	67-76
12/10	W @Loyola (Chicago)	90(16)-72
12/12	W Oklahoma	89(16)-68
12/17	W @St. Louis	89-83(17)
12/19	W @Tulane	72-66
12/22	W Washington	94-73
12/28	W DePaul	83(15)-72
1/2	W @Michigan	79(15)-66
1/9	L Iowa	73(10)-88
1/14	W Wisconsin (2ot)	100(7)-98
1/21	L @Purdue	69(11)-70
1/23	W Northwestern	91(11)-42
1/28	L @Michigan State	91-94
2/4	W Indiana	100-82
2/10	L @Illinois	64-111(6)
2/13	W @Northwestern	83-72
2/18	W Minnesota	91-80
2/20	W @Wisconsin	79-71
2/25	W Illinois	87-84(2)
3/3	W Michigan State	96-84
3/5	L @Minnesota	89-95

(#) Indicates AP ranking

1956-57

W: 14, L: 8; Big Ten: 9-5/3rd-T
(H: 10-2, A: 3-4, N: 1-2)

W/L	Opp.	OSU(#)-OPP(#)
12/1	W Butler	98-82
12/3	W Pittsburgh	100-69
12/8	W St. Louis	74-54
12/22	L Tulane	71(11)-75
12/26	W vs. Temple	64-63
12/28	L vs. Manhattan	67-82
12/29	L vs. BYU	78-84
1/1	W Princeton	84-77
1/5	W @Iowa	72-66
1/7	W Purdue	75-68
1/14	W Minnesota	85-73(19)
1/19	W Michigan State	70(17)-51
1/21	W @Wisconsin	67(17)-64
1/26	W Northwestern	83(12)-73
1/28	L @Michigan State	64(12)-73
2/4	L @Illinois	89(11)-96(7)
2/9	L @Indiana	59(12)-69
2/16	W Wisconsin	63-50
2/23	W Michigan	94-88
2/25	L Illinois	72-79
3/2	W @Northwestern	84-70
3/4	L @Minnesota	69-76

(#) Indicates AP ranking

! ECAC Holiday Tournament, New York City



RESULTS BY YEAR

1957-58

W: 9, L: 13; Big Ten: 8-6/4th
(H: 7-4, A: 2-7, N: 0-2)

W/L	Opp.	OSU(#)-OPP(#)
12/4	L Kentucky	54-61
12/7	L Butler (ot)	73-77
12/14	L Texas A&M	69-72
12/21	L @St. Louis	77-88
12/23	L @Oklahoma	55-64
12/27	L vs. USC	71-87
12/28	L vs. UCLA	78-98
1/1	W Yale	69-67
1/4	W Michigan State	70-56(8)
1/11	L @Wisconsin	64-67
1/13	L @Michigan	63-72
1/18	W Minnesota	95-79
1/20	W Iowa	70-64
1/27	W Purdue	75-73
2/1	L @Iowa	64-66
2/3	W Illinois	78-70
2/8	L @Purdue	63-83
2/10	L @Northwestern	76-78
2/15	W Michigan	85-76
2/17	W @Indiana	93-83
2/22	L Indiana	83-88
3/1	W @Minnesota	70-60

*Indicates AP Ranking
!at Pan-Pacific, Los Angeles, Calif.

1958-1959

W: 11, L: 11; Big Ten: 7-7/5th-T
(H: 8-3, A: 3-7, N: 0-1)

W/L	Opp.	OSU(#)-OPP(#)
12/3	L @Pittsburgh	70-73
12/6	L St. Louis	68-77
12/13	W @Butler	81-69
12/19	L !@Kentucky	76-95(2)
12/20	L vs. Oklahoma State	59-63
12/22	W Utah	92-69
12/27	W Princeton	75-66
1/1	W Brigham Young	100-81
1/3	L @Illinois	80-81
1/10	L @Michigan	74-78
1/17	W Northwestern	88-77(11)
1/19	L @Michigan State	77-92(8)
1/24	L @Purdue	69-86
1/26	W Iowa	86-72
1/31	W Minnesota	84-80
2/2	L Indiana	92-122
2/7	W Wisconsin	78-72
2/21	L @Iowa	79-91
2/23	W @Indiana	92-83(19)
2/28	W Michigan	106-83
3/2	W @Minnesota	68-66
3/7	L Purdue	87-93

(#) Indicates AP ranking
! Kentucky Invitational, Lexington, Ky.

1959-60

W: 25, L: 3; Big Ten: 13-1/1st
(H: 12-0, A: 9-3, N: 4-0)

W/L	Opp.	OSU(#)-OPP(#)
12/1	W Wake Forest	77-69
12/3	W Memphis State	94-55
12/5	W Pittsburgh	94-49
12/7	W Butler	99-66
12/10	W @St. Louis	81-74
12/18	W @Butler	96-68
12/21	L @Utah	92-97
12/22	W @BYU	91(3)-79
12/28	L @Kentucky	93(3)-96(13)
1/4	W Illinois	97(5)-73(8)
1/9	W Indiana	96(7)-95(11)
1/11	W Delaware	109(7)-38
1/16	W Northwestern	81(5)-64
1/23	W @Purdue	85(5)-71
1/30	W Michigan State	111(5)-79
2/1	W Michigan	99(5)-52
2/6	W @Northwestern	77(4)-58

2/8	W @Wisconsin	106(4)-69
2/13	W Iowa	75(4)-47
2/15	W @Illinois	109(4)-81(20)
2/20	W @Michigan State	84(4)-83
2/27	W Wisconsin	93(2)-68
2/29	L @Indiana	83(2)-99(20)
3/5	W @Minnesota	75(2)-66
3/11	W *vs. Western Kentucky	98(3)-79
3/12	W *vs. Georgia Tech	86(3)-69(13)
3/18	W **vs. NYU	76(3)-54(12)
3/19	W **vs. California	75(3)-55(2)

(#) Indicates AP ranking
* NCAA Mideast Regionals, Louisville, Ky.
** Final Four, San Francisco

1960-61

W: 27, L: 1; Big Ten: 14-0/1st
(H: 11-0, A: 11-0, N: 5-1)

W/L	Opp.	OSU(#)-OPP(#)
12/1	W @Ohio University	85-64
12/5	W St. Louis	81-66
12/10	W Army	103-54
12/17	W @Wichita State	93(1)-82(16)
12/19	W @Loyola (Chicago)	90(1)-65
12/22	W Detroit	84(1)-73(8)
12/27	W vs. Seton Hall	97(1)-57
12/29	W vs. St. John's	70(1)-65(7)
12/31	W vs. St. Bonaventure	84(1)-82
1/7	W Illinois	91(1)-65
1/9	W Evansville	86(1)-59
1/14	W @Northwestern	79(1)-45
1/21	W Minnesota	75(1)-56
1/28	W Purdue	92(1)-62(10)
1/30	W @Wisconsin	100(1)-68
2/4	W @Michigan	80(1)-58
2/6	W Indiana	100(1)-65
2/11	W @Michigan State	83(1)-68
2/13	W Northwestern	89(1)-65
2/18	W @Iowa	62(1)-61(9)
2/20	W @Indiana	73(1)-69
2/25	W Wisconsin	97(1)-74
3/4	W Michigan State	91(1)-83
3/11	W @Illinois	95(1)-66
3/17	W *@Louisville	56(1)-55
3/18	W *vs. Kentucky	87(1)-74
3/24	W **vs. St. Joseph's	95(1)-69
3/25	L **vs. Cincinnati(ot)	65(1)-70(2)

(#) Indicates AP ranking
! ECAC Holiday Tournament, New York City
* NCAA Mideast Regionals, Louisville, Ky.
** Final Four, Kansas City, Mo.

1961-62

W: 26, L: 2; Big Ten: 13-1/1st
(H: 11-0, A: 9-1, N: 6-1)

W/L	Opp.	OSU(#)-OPP(#)
12/2	W Florida State	72(1)-57
12/6	W @Pittsburgh	99(1)-79
12/8	W Wichita State	85(1)-62
12/9	W @Wake Forest	84(1)-62(3)
12/16	W Loyola (Chicago)	92(1)-72
12/18	W @St. Louis	61(1)-48
12/23	W Penn State	92(1)-49
12/27	W vs. Washington	59(1)-49
12/28	W vs. UCLA	105(1)-84
12/30	W vs. USC	76(1)-66
1/6	W @Northwestern	85(1)-62
1/13	W Michigan	89(1)-64
1/20	W @Minnesota	90(1)-76
1/22	W Purdue	91(1)-65
1/29	W @Purdue	94(1)-73
2/3	W Northwestern	97(1)-61
2/5	W Iowa	89(1)-63
2/10	W Minnesota	91(1)-66
2/12	W @Michigan	72(1)-57
2/17	W @Michigan State	80(1)-72
2/24	W Illinois	102(1)-79
2/26	W @Iowa	72(1)-62
3/3	L @Wisconsin	67(1)-86
3/10	W Indiana	90(1)-65
3/16	W *vs. Western Kentucky	93(1)-73
3/17	W *vs. Kentucky	74(1)-64(3)
3/23	W **vs. Wake Forest	84(1)-68
3/24	L **vs. Cincinnati	59(1)-71(2)

(#) Indicates AP ranking
! LA Holiday Classic, Los Angeles, Calif.
* NCAA Mideast Regionals, Iowa City, Iowa
** Final Four, Louisville, Ky.

1962-63

W: 20, L: 4; Big Ten: 11-3/1st-T
(H: 14-0, A: 6-4)


W/L	Opp.	OSU(#)-OPP(#)
12/1	W Utah State	62-50
12/3	W St. Louis	84-59
12/5	W Virginia	70-46
12/8	W West Virginia	76-69(3)
12/15	W Texas Christian	74(3)-62
12/22	W @Detroit	101(3)-66
12/27	W @Butler	66(2)-62
12/29	L @Wichita State	54(2)-71
12/31	W BYU	97(2)-91

1/5	W Minnesota	78(5)-76
1/7	L @Illinois	78(4)-90(3)
1/12	W Michigan	68(4)-66
1/19	L @Iowa	74(5)-81
1/26	W Creighton	78-73
1/28	W Northwestern	72-70
2/2	W @Purdue	97-93
2/9	W Wisconsin	94-70
2/16	W @Michigan	75(9)-68
2/18	W Michigan State	87(9)-77
2/23	W Iowa	83(5)-70
2/25	W @Northwestern	50(5)-45
3/2	W Purdue	95(5)-75
3/4	W @Minnesota	85(5)-65
3/9	L @Indiana (ot)	85(3)-87

(#) Indicates AP ranking
1963-64
W: 16, L: 8; Big Ten: 11-3/1st-T
(H: 10-3, A: 5-4, N: 1-1)

W/L	Opp.	OSU(#)-OPP(#)
11/30	W California-Davis	68(7)-42
12/2	W Butler	74(7)-68
12/6	L vs. Duke	75(7)-76(4)
12/7	W vs. St. John's	66(7)-64
12/11	L Davidson	73(8)-95
12/13	L Missouri	74(8)-85
12/21	W Wichita	78-60
12/23	W Houston	79-62
12/28	L @Utah State	66-79
12/31	L @St. Louis (2ot)	89-91
1/4	W @Wisconsin	101-85
1/11	W Minnesota	85-73
1/18	L @Michigan	64-82(3)
1/25	W Purdue	98-87
1/27	L @Michigan State	99-102
2/3	W Michigan	86-85(2)
2/8	W @Indiana (ot)	98-86
2/10	W Illinois	110-92
2/15	W Wisconsin	92-74
2/17	W @Iowa	99-82
2/22	W @Northwestern	72-61
2/29	W Indiana	73-69
3/2	W @Illinois	86-74
3/7	L Michigan State	80-81

(#) Indicates AP ranking
! Centennial B-ball Classic, Morgantown, W.Va.



1960 Buckeyes — NCAA National Champion

Front row — Bob Knight, Larry Siegfried, Richie Hoyt, Mel Nowell, John Havlicek, Jerry Lucas, Joe Roberts, Dick Furry and Howard Nourse. Back row — Trainer Ernie Biggs, Head Coach Fred Taylor, Jim Allen, J.T. Landes, Dave Barker, John Cedargren, Nelson Miller, Gary Gearhart, Gary Milliken, Manager Mike Sorochak and Assistant Coach Jack Graf. Not Pictured: Assistant Coach Frank Truitt.



RESULTS BY YEAR

1964-65

W: 12, L: 12; Big Ten: 6-8/6th
(H: 8-5, A: 4-7)

W/L	Opp.	OSU(#-OPP#)
12/2	W South Dakota	86-54
12/3	L St. Louis	70-79
12/5	W @Texas Christian	84-79
12/7	W @Houston	77-69
12/9	W Butler	67-66
12/19	L @Davidson	64-87
12/22	L @Brigham Young	71-112
12/28	W Dartmouth	90-59
12/30	L Duke (Zot)	89-94(8)
1/2	W GeorgiaTech	73-68
1/9	L @Purdue	64-71
1/16	L Indiana	72-84(5)
1/23	L @Minnesota	77-97
1/30	W Wisconsin	98-86
2/6	W @Wisconsin	73-71
2/8	L Illinois	71-86
2/13	L Iowa	81-82
2/16	L @Illinois	72-95
2/20	L @Michigan	61-100(1)
2/22	W Michigan State	101-90
2/27	W Northwestern	100-87
3/1	L @Indiana	90-110(7)
3/6	W @Michigan State	97-75
3/8	W Michigan	93-85(1)

(#) Indicates AP ranking

1965-66

W: 11, L: 13; Big Ten: 5-9/8th
(H: 8-5, A: 3-8)

W/L	Opp.	OSU(#-OPP#)
12/1	W @Missouri	76-74
12/3	L @UCLA	66-92(1)
12/6	L North Carolina	72-82
12/8	W @Butler	75-74
12/18	L @St. Louis	58-83
12/20	W Iowa State	87-70
12/23	L Kansas	68-81
12/28	W Wake Forest	88-81
12/31	W West Texas	78-53
1/8	L Michigan	78-83
1/15	L @Michigan State	64-80
1/22	W Northwestern	79-73
1/24	L @Iowa	89-98
1/29	W Hardin-Simmons	72-64
1/31	W Wisconsin (ot)	87-81
2/5	L @Illinois	77-78
2/12	W Purdue	68-54
2/14	L @Indiana	61-81
2/19	L Iowa	80-86
2/21	W @Minnesota	102-98
2/26	L @Northwestern	77-78
2/28	L Michigan State	79-98
3/5	W Minnesota	94-89
3/7	L @Purdue	86-92

(#) Indicates AP ranking

1966-67

W: 13, L: 11; Big Ten: 6-8/7th-T
(H: 8-4, A: 4-6, N: 1-1)

W/L	Opp.	OSU(#-OPP#)
12/1	W Butler	74-67
12/3	W @Iowa State	79-77
12/5	L @Kansas	70-94
12/10	W Washington State	73-63
12/20	W Texas Christian	84-78
12/23	W Army	61-59
12/29	W Ivs. Duke	83-82
12/30	L %vs. North Carolina	82-105(3)
1/7	W @Minnesota	78-65
1/14	L Indiana	80-81
1/16	L @Georgia Tech	73-84
1/21	L Minnesota	60-67
1/23	W Purdue	82-72
1/30	L @Northwestern	77-100
2/4	W @Wisconsin	90-84
2/6	W Northern Michigan	80-74

2/11	L Iowa	72-73
2/13	L @Purdue	66-86
2/18	W @Michigan	97-85
2/20	W Michigan State	80-64
2/25	L Northwestern	82-95
2/27	L @Michigan State	63-74
3/4	L @Iowa	56-90
3/6	W Illinois	100-79

(#) Indicates AP ranking
! at Greensboro, N.C.; % at Charlotte, N.C.

1967-68

W: 21, L: 8; Big Ten: 10-4/1st-T
(H: 12-1, A: 4-5, N: 5-2)

W/L	Opp.	OSU(#-OPP#)
12/1	W California-Davis	95-52
12/4	W Florida State	76-69
12/9	W South Dakota	97-54
12/19	W New Mexico State	78-75
12/22	W @Butler	71-69
12/27	L Ivs. Marquette	60-64
12/29	W Ivs. Bradley	85-62
12/30	L !@Hawaii	76-80
1/6	W Purdue	108-80
1/13	L @Iowa (ot)	72-74
1/20	W Michigan	103-70
1/22	W Georgia Tech	66-55
1/27	W @Michigan	95-92
1/29	L Cornell	64-76
2/3	W Wisconsin	86-64
2/5	W @Indiana	78-77
2/10	W Michigan State	90-62
2/12	L @Wisconsin	78-86
2/17	L @Minnesota	79-83
2/20	W Northwestern	87-67
2/24	L @Purdue	72-93
2/26	W Illinois	95-75
3/2	W Indiana	107-93
3/4	W @Illinois	67-64
3/12	W %vs. Iowa	85-81
3/15	W *vs. E. Tennessee St.	79-72
3/16	W *vs. Kentucky	82-81(5)
3/22	L **vs. North Carolina	66-80(4)
3/23	W **vs. Houston	89-85(1)

(#) Indicates AP ranking
! Rainbow Classic, Honolulu, Hawaii
Big Ten playoff game, West Lafayette, Ind.
* NCAA Midwest Regionals, Lexington, Ky.
** Final Four, Los Angeles, Calif.

1968-69

W: 17, L: 7; Big Ten: 9-5/2nd-T
(H: 11-2, A: 4-5, N: 2-0)

W/L	Opp.	OSU(#-OPP#)
11/30	W Ohio University	85-77
12/6	L UCLA	73-84(1)
12/14	W Harvard	89(13)-74
12/16	W @Washington State	75(13)-74
12/21	W Washington State	84(17)-69
12/22	W Butler	74(17)-71
12/27	W @Florida State	93(16)-86
12/30	L Washington	59(16)-64
1/4	W @Indiana	90(13)-82
1/11	W Wisconsin	84(16)-69
1/18	W @Michigan	98(13)-85
1/20	W Ivs. Georgia Tech	73(13)-66
1/24	W %vs. Cornell	96(12)-78
1/28	W Illinois	76(12)-67(7)
2/1	L @Purdue (ot)	85(12)-95(14)
2/8	L @Wisconsin	73(12)-77
2/11	W Purdue	88(16)-85(8)
2/15	W Minnesota	58(16)-41
2/18	L @Illinois	57(10)-73(19)
2/22	W Iowa	88(10)-81
2/25	L @Northwestern	83(14)-86
3/1	L @Michigan State	72(14)-85
3/4	W Indiana	108-86
3/8	W Michigan	95-86

(#) Indicates AP ranking
! at Atlanta, Ga. % at Cleveland, Ohio



1961 Buckeyes — Final Four/2nd

Front row — Ken Lee, Doug McDonald, Richie Hoyt, Mel Nowell, Larry Siegfried, Jerry Lucas, John Havlicek, Bob Knight, Gary Gearhart and Dick Reasbeck. Back row — Head Coach Fred Taylor, Assistant Coach Jack Graf, Assistant Coach Frank Truitt, Jim Allen, Nelson Miller, Don Furry, John Noble, Ray Apple, Gary Milliken, J.T. Landes, Manager Ed Gottlieb, Trainer Ernie Biggs and Manager Lewis Meyer.

1969-70

W: 17, L: 7; Big Ten: 8-6/3rd-T
(H: 8-4, A: 9-3)

W/L	Opp.	OSU(#-OPP#)
12/1	W @Wake Forest	96(18)-92
12/6	W @Butler	112(18)-89
12/8	W Northern Illinois	106(18)-99
12/13	L Ohio University	80(16)-82(19)
12/20	W @Alabama	96-68
12/22	W @Tulane	87-74
12/27	W Fresno State	84-77
12/29	W @Texas Christian	89-80
1/3	W Minnesota	78-71
1/10	L @Illinois	59-77
1/13	W Michigan	103-95
1/17	W Northwestern	93-67
1/19	W West Virginia	84-70
1/24	L @Minnesota	76-77
1/26	W Georgia Tech	74-71
1/31	W @Northwestern	68-64
2/7	L Purdue	85-88
2/10	W @Michigan State	89-66
2/14	W @Indiana	100-83
2/21	L Iowa	89-97(11)
2/24	W @Wisconsin	98-86
2/28	L Michigan State	80-82
3/3	L @Iowa	92-113(8)
3/7	W Wisconsin	96-87

(#) Indicates AP ranking

1970-71

W: 20, L: 6; Big Ten: 13-1/1st
(H: 10-2, A: 8-1, N: 2-3)

W/L	Opp.	OSU(#-OPP#)
12/1	L @Utah State	89-95(12)
12/5	W East Tennessee State	71-63
12/7	W Alabama	74-58
12/12	L Pennsylvania	64-71(8)
12/21	W Butler	96-77
12/28	W Ivs. Stanford (ot)	74-78
12/29	W Ivs. Harvard	103-87
12/30	L Ivs. Indiana	77-85(14)
1/2	W Yale	95-75
1/9	W @Iowa	97-76
1/13	W @West Virginia	83-74
1/16	W Wisconsin	83-69
1/23	W @Minnesota	68-66
1/30	L Michigan State	70-82
2/6	W @Michigan State	87-76
2/9	W @Purdue	69-67
2/13	W Illinois	92-72
2/16	W @Wisconsin	79(20)-71
2/20	W Northwestern	84(20)-72
2/23	W Iowa	80(18)-71
2/27	W @Michigan	91(18)-85(23)
3/2	W Minnesota	84(13)-70

3/6	W @Northwestern	68(13)-67
3/9	W Indiana	91(12)-75
3/18	W *vs. Marquette	60(10)-59(2)
3/20	L *vs. W. Ky.(ot)	78(10)-81(7)

(#) Indicates AP ranking
! Far West Classic, Portland, Ore.
* NCAA Midwest Regionals, Athens, Ga.

1971-72

W: 18, L: 6; Big Ten: 10-4/2nd
(H: 12-0, A: 5-6, N: 1-0)

W/L	Opp.	OSU(#-OPP#)
12/1	W @Georgia Tech	63(5)-55
12/4	W Oregon	68(5)-57
12/6	W Utah State	71(5)-60
12/11	L @Ohio University	68(4)-79
12/18	W @Butler	82(10)-70
12/20	W Brown	62(10)-56
12/23	W Wisconsin-Milwaukee	78(6)-63
12/29	W Ivs. Arizona	90(6)-47
12/30	L @UCLA	53(6)-79(1)
1/3	W Creighton	94(6)-76
1/8	W @Purdue	78(10)-70
1/15	W Michigan	84(9)-73
1/22	W Indiana	80(7)-74
1/25	W @Minnesota	50(6)-44(17)
1/29	L @Michigan	78(6)-88
2/1	W Iowa	82(9)-77
2/5	W Wisconsin	79(9)-69
2/8	L @Iowa	67(7)-80
2/12	W Purdue	64(7)-62
2/19	L @Illinois	62(8)-64
2/26	W @Northwestern	76(15)-74
2/29	W Illinois	103(14)-70
3/4	L @Indiana	57-65
3/7	W Michigan State	92-73

(#) Indicates AP ranking
! UCLAN Classic, Los Angeles, Calif.


1972-73

W: 14, L: 10; Big Ten: 8-6/3rd-T
(H: 9-4, A: 5-6)

W/L	Opp.	OSU(#-OPP#)
11/27	W Wis.-Milwaukee	92(10)-81
12/1	L @Washington	63(10)-67
12/4	W @Notre Dame (ot)	81(10)-75
12/9	L Missouri	62(15)-69
12/16	W Butler	86-55
12/18	L Virginia Tech	62-67
12/21	W Ohio University	112-80
12/27	W Yale	83-62
12/30	L @Creighton	71-79
1/6	L Michigan	62-68
1/13	L @Indiana	67-81(16)
1/15	W @Georgia Tech	85-79
1/20	W Iowa	75-72



RESULTS BY YEAR



1962 Buckeyes — Final Four/2nd

Front row — Head Coach Fred Taylor, LeRoy Frazier, Gary Bradds, Bob Knight, Jim Doughty, John Havlicek, Doug McDonald, Gene Lane, Jerry Lucas and Assistant Coach Jack Graf. Back row — Assistant Coach Frank Truitt, Manager Don Gier, Nelson Miller, Mel Nowell, Don DeVoe, Dick Taylor, Don Flatt, Gary Gearhart, Dick Reasbeck, Manager Bill Studebaker and Trainer Ernie Biggs.

1/27 W @Purdue.....79-73(20)	12/28 L %vs. Indiana71-102(2)
2/3 L @Wisconsin.....76-84	12/30 L %vs. Villanova86-87
2/5 W Indiana70-69(5)	1/4 L @Michigan.....73-85(17)
2/10 L Minnesota.....78-80(5)	1/6 L @Michigan State84-88
2/12 W @Iowa.....86-80	1/11 W Minnesota.....76-67(17)
2/17 L @Illinois.....68-79	1/13 W Iowa.....94-77
2/19 W Purdue.....102-79	1/18 W @Wisconsin.....89-87
2/24 W Northwestern.....90-81	1/20 W @Northwestern77-67
2/26 L @Michigan State.....83-87	1/25 L Illinois.....62-66
3/3 W Illinois.....65-64	1/27 W Purdue.....93-87(20)
3/10 W @Michigan.....102-86	2/1 L Indiana66-72(1)

(#) Indicates AP ranking

1973-74

W: 9, L: 15; Big Ten: 4-10/8th
(H: 5-6, A: 3-8, N: 1-1)

W/L	Opp.	OSU(#)-OPP(#)
11/30 W	Texas-Arlington.....	90-62
12/3 L	Notre Dame (ot).....	72-76(8)
12/8 W	Penn State.....	72-65
12/15 L	@Missouri.....	68-71
12/17 L	@Virginia Tech.....	67-68
12/21 L	!vs. Stanford.....	53-68
12/22 W	!vs. Dartmouth.....	85-80
12/27 W	@Butler.....	77-63
12/29 L	@Ohio University.....	79-84
1/5 L	Illinois.....	73-75
1/7 W	Georgia Tech.....	89-71
1/12 L	@Michigan State.....	75-83
1/19 W	Minnesota.....	81-77
1/26 L	@Wisconsin.....	64-69(17)
1/28 L	Purdue.....	65-67
2/2 L	Northwestern.....	61-68
2/4 L	@Minnesota.....	51-56
2/9 L	@Michigan.....	68-91(16)
2/11 L	Michigan State (ot).....	67-75
2/16 L	@Iowa.....	67-69
2/23 L	Wisconsin.....	56-68
2/25 W	@Northwestern (ot).....	72-69
3/2 W	Indiana.....	85-79(9)
3/9 W	@Illinois.....	79-78

(#) Indicates AP ranking

! Kentucky Invitational, Lexington, Ky.

1974-75

W: 14, L: 14; Big Ten: 8-10/6th
(H: 10-5, A: 3-6, N: 1-3)

W/L	Opp.	OSU(#)-OPP(#)
11/30 W	Ball State.....	91-64
12/2 W	Butler.....	96-69
12/7 L	!vs. Davidson.....	80-88
12/14 W	Ohio University.....	96-87
12/18 L	Virginia Tech.....	71-72
12/21 W	Texas-Arlington.....	79-64
12/23 W	Georgia Tech.....	75-66
12/27 W	%vs. Pennsylvania.....	106-94(9)

12/28 L	%vs. Indiana71-102(2)
12/30 L	%vs. Villanova86-87
1/4 L	@Michigan.....73-85(17)
1/6 L	@Michigan State84-88
1/11 W	Minnesota.....76-67(17)
1/13 W	Iowa.....94-77
1/18 W	@Wisconsin.....89-87
1/20 W	@Northwestern77-67
1/25 L	Illinois.....62-66
1/27 W	Purdue.....93-87(20)
2/1 L	Indiana66-72(1)
2/3 L	Michigan State83-101
2/8 L	@Minnesota53-62
2/10 W	@Iowa.....75-69
2/15 W	Wisconsin.....76-70
2/17 W	Northwestern.....84-66
2/22 L	@Illinois (ot).....78-83
2/24 L	@Purdue.....72-84
3/2 L	@Indiana.....78-86(1)
3/8 L	Michigan64-83

(#) Indicates AP ranking; ! at Charlotte, N.C.
% Rainbow Classic, Honolulu, Hawaii

1975-76

W: 6, L: 20; Big Ten: 2-16/10th
(H: 6-7, A: 0-11, N: 0-2)

W/L	Opp.	OSU(#)-OPP(#)
11/29 L	@Butler.....	67-70
12/7 L	@Penn State.....	68-74
12/13 W	Vermont.....	90-72
12/17 W	Toledo.....	76-72
12/20 W	Davidson.....	94-65
12/22 W	Evansville.....	79-78
12/28 L	!vs. Tulane.....	65-80
12/29 L	!vs. Pennsylvania.....	64-78
1/3 L	Indiana64-66(1)	
1/5 L	@Wisconsin (ot).....	81-82
1/10 L	@Michigan State.....	82-92
1/12 L	@Michigan.....	81-84(19)
1/17 L	Purdue.....	80-84
1/19 W	Illinois.....	64-63
1/24 L	@Iowa.....	67-78
1/26 L	@Minnesota.....	69-82
1/31 W	Northwestern.....	83-69
2/7 L	Michigan State (ot).....	82-83
2/9 L	Michigan.....	66-90
2/14 L	@Purdue.....	73-98
2/16 L	@Illinois.....	73-91
2/21 L	Iowa.....	66-69
2/23 L	Minnesota.....	73-89
2/28 L	@Northwestern.....	78-87
3/1 L	Wisconsin.....	79-91
3/6 L	@Indiana.....	67-96(1)

(#) Indicates AP ranking

! Sugar Bowl Classic, New Orleans

1976-77

W: 9, L: 18; Big Ten: 4-14/10th
(H: 4-9, A: 5-8, N: 0-1)

W/L	Opp.	OSU(#)-OPP(#)
11/27 W	Butler.....	69-66
12/1 W	@Evansville.....	74-62
12/4 L	@Virginia Tech.....	77-84
12/10 W	Loyola Marymount.....	62-54
12/15 L	@Ball State.....	55-57
12/18 L	Washington State.....	66-67
12/21 W	Davidson.....	64-57
12/28 L	!vs. Princeton.....	62-67
12/29 W	!@ Rochester.....	69-55
1/6 L	Illinois.....	72-89
1/8 L	Purdue.....	65-82
1/13 W	@Wisconsin.....	60-58
1/15 W	@Northwestern.....	69-57
1/22 L	Indiana.....	56-79
1/24 L	Michigan.....	81-92(5)
1/27 L	@Iowa.....	66-84
1/29 L	@Minnesota.....	67-77(13)
2/5 L	@Michigan.....	72-93(7)
2/10 L	Minnesota.....	65-91(8)
2/12 L	Michigan State.....	57-71
2/14 L	Iowa (ot).....	70-74
2/17 L	@Purdue.....	61-90
2/19 W	@Illinois.....	64-60
2/24 L	Northwestern.....	72-83
2/26 W	Wisconsin (ot).....	82-80
2/28 L	@Michigan State.....	79-80
3/5 L	@Indiana.....	69-75

(#) Indicates AP ranking

! Kodak Classic, Rochester, N.Y.

1977-78

W: 16, L: 11; Big Ten: 9-9/6th
(H: 11-3, A: 4-7, N: 1-1)

W/L	Opp.	OSU(#)-OPP(#)
11/25 W	California-Hayward.....	99-82
11/28 W	Marshall.....	81-65
11/30 W	Stetson.....	108-71
12/3 L	@Vermont.....	76-77
12/14 W	Cal. Poly-Pomona.....	90-63
12/17 W	@Washington State (ot).....	79-73
12/21 W	West Virginia.....	89-80
12/28 L	!vs. Georgia(ot).....	80-84
12/29 W	!vs. LaSalle.....	86-83
1/5 W	Wisconsin.....	77-61
1/7 L	Iowa.....	75-87
1/12 W	@Northwestern.....	88-81
1/14 L	@Minnesota.....	47-72
1/19 L	@Indiana.....	63-77
1/23 W	Michigan.....	80-71
1/28 L	Michigan State.....	60-70(7)
1/30 W	@Illinois.....	87-84
2/2 L	@Purdue.....	69-71
2/4 W	Illinois.....	70-65
2/9 L	@Michigan.....	74-85

2/11 W	Purdue.....	91-77
2/16 L	Indiana.....	70-83
2/18 L	@Michigan State.....	74-79(10)
2/23 W	Minnesota (ot).....	94-87(19)
2/25 W	Northwestern.....	103-76
3/2 L	@Iowa.....	70-87
3/4 W	@Wisconsin.....	83-78

(#) Indicates AP ranking

! Holiday Classic, Louisville, Ky.

1978-79

W: 19, L: 12; Big Ten: 12-6/4th
(H: 10-3, A: 8-6, N: 1-3)

W/L	Opp.	OSU(#)-OPP(#)
11/25 L	@Butler.....	86-87
11/27 W	Miami (Ohio).....	85-69
11/30 L	@Toledo.....	58-64
12/2 W	@West Virginia.....	69-64
12/9 W	@Tennessee.....	86-78
12/12 W	Louisville.....	85-69(4)
12/19 L	Washington State.....	67-74
12/29 W	!vs. Duke (ot).....	90-84(1)
12/30 L	!vs. Rutgers (3ot).....	96-97
1/4 W	Purdue.....	75-71
1/6 W	Wisconsin.....	82-71
1/11 W	@Iowa.....	72-67
1/13 W	@Illinois (ot).....	69-66(4)
1/18 W	Minnesota.....	83(16)-80
1/20 W	@Michigan.....	78(16)-69
1/25 W	Northwestern.....	73(10)-61
1/27 W	Indiana (ot).....	66(10)-63
2/1 L	@Michigan St.(ot).....	79(7)-84(15)
2/3 L	@Indiana.....	62(7)-70
2/8 W	Michigan.....	63(13)-60
2/10 L	Michigan State.....	57(13)-73(10)
2/15 W	@Minnesota.....	74(17)-68
2/17 W	@Northwestern.....	88(17)-73
2/22 W	Illinois.....	73(14)-55
2/24 L	Iowa.....	68(14)-83(12)
3/1 L	@Wisconsin.....	73(17)-76
3/3 L	@Purdue.....	66-74(19)
3/7 W	#St. Joseph's.....	80-66
3/12 W	#@Maryland.....	79-72
3/19 L	#vs. Indiana.....	55-64
3/21 L	#vs. Alabama.....	86-96

(#) Indicates AP ranking; ! ECAC Holiday Tournament, New York; # NIT 1st and 2nd Rounds; ## NIT Semifinals and 3rd-Place game, New York

1979-80

W: 21, L: 8; Big Ten: 12-6/2nd
(H: 13-1, A: 7-6, N: 1-1)

W/L	Opp.	OSU(#)-OPP(#)
12/1 W	Ohio University.....	78(4)-51
12/8 W	@Stetson.....	69(3)-50
12/10 W	@West Virginia.....	72(3)-55
12/13 W	Cal. Poly-Pomona.....	87(3)-46
12/15 W	@Holy Cross.....	79(3)-63
12/19 L	@Louisville.....	65(2)-75



1968 Buckeyes — Final Four/3rd

Front row — Bruce Schnabel, Gary McDavid, Joe Sadelfeld, Steve Barnard, Steve Howell, Bill Hosket, Mike Swain, Jeff Miller, Denny Meadors, Head Coach Fred Taylor. Back row — Assistant Coach Jack Graf, Assistant Coach Bob Burkholder, Jack Walkey, John Halley, Dan Andreas, Craig Barclay, Ed Smith, Dave Sorenson, Ted Bauer, Jody Finney, Tom Spies, Jim Geddes, Manager Tom Hull and Manager Dudley Parker.



RESULTS BY YEAR

12/22	W	Tennessee	91(2)-65
12/29	W	Northwestern State	71(7)-46
1/3	W	Indiana	59(7)-58(11)
1/5	W	Purdue	67(5)-58(8)
1/10	W	@Iowa	77(5)-71(12)
1/12	W	@Northwestern	75(3)-63
1/17	W	Minnesota (ot)	75(2)-70
1/19	L	@Michigan (ot)	74(2)-75
1/24	W	@Illinois	79(4)-76
1/26	L	Wisconsin	71(4)-72
1/27	W	Virginia	70(4)-65
1/31	L	@Michigan State	54(6)-74
2/2	L	@Wisconsin	67(6)-70
2/7	W	Michigan	66(13)-63
2/9	W	Michigan State	71(13)-59
2/14	L	@Minnesota	70(9)-74
2/16	W	Illinois	71(9)-57
2/21	W	Northwestern	68(11)-59
2/23	W	Iowa	70(11)-69
2/28	W	@Purdue	64(9)-60(18)
3/2	L	@Indiana (ot)	73(10)-76(13)
3/9	W	*vs. Arizona St.	89(10)-75(18)
3/13	L	**vs. UCLA	68(10)-72

(#) Indicates AP ranking
 * NCAA 2nd Round, Tempe, Ariz.
 ** NCAA Regional Semifinals, Tucson, Ariz.

1980-81
W: 14, L: 13; Big Ten: 9-9/5th-T
(H: 11-4, A: 3-9)

W/L	Opp.	OSU(#)-OPP(#)
11/29	W	Cleveland State.....89(9)-81
12/3	L	@Kentucky.....64(9)-70(2)
12/6	W	Colgate.....77(9)-58
12/16	L	South Alabama.....67(7)-76
12/20	L	@Arizona State.....58(7)-71(14)
12/23	W	Princeton.....72-46
12/30	W	West Virginia (2ot).....70-67
1/3	W	Bowling Green.....88-70
1/8	W	@Iowa.....58-56(11)
1/10	L	@Purdue.....65-73
1/15	W	Northwestern.....81-69
1/18	L	Indiana.....60-67
1/22	W	@Minnesota.....76-63
1/24	W	Michigan.....69-63(16)
1/25	L	@Virginia.....73-89(2)
1/29	W	Wisconsin.....71-67
1/31	L	@Michigan State.....54-60
2/5	L	@Illinois.....63-82(18)
2/7	W	Michigan State.....73-61
2/12	W	@Michigan.....105-87(13)
2/14	L	Illinois.....57-63(17)
2/19	L	Minnesota.....76-82
2/21	L	@Wisconsin.....63-77
2/26	L	@Indiana.....58-74(16)
2/28	L	@Northwestern.....64-69
3/5	W	Purdue (3ot).....93-92
3/7	W	Iowa.....78-70(8)

1981-82
W: 21, L: 10; Big Ten: 12-6/2nd-T
(H: 12-3, A: 6-5, N: 3-2)

W/L	Opp.	OSU(#)-OPP(#)
11/27	L	Ivs. Iona.....57-58
11/28	W	Ivs. McNeese State.....63-60
11/29	W	Ivs. Georgetown.....47-46(5)
12/2	W	Kent State.....74-54
12/5	L	Kentucky.....62-78(2)
12/12	L	@West Virginia.....68-73
12/15	W	@South Alabama.....68-58
12/19	W	%vs. Princeton.....59-55
12/22	W	Florida.....61-58
12/29	W	Washington State.....63-54
1/2	W	Butler.....66-48
1/4	W	Syracuse.....67-57
1/7	W	Minnesota.....49-47(6)
1/9	W	Wisconsin.....66-59
1/14	W	@Illinois (ot).....51-50

1/16	L	@Indiana.....61-66
1/21	L	Purdue (ot).....60-66
1/23	W	Northwestern (2ot).....59-57
1/28	L	@Michigan (ot).....60-62
1/30	L	@Iowa.....66-76(6)
2/4	W	Michigan State (ot).....50-49
2/6	L	Iowa (ot).....65-69(5)
2/11	W	@Purdue.....74-68
2/13	W	@Michigan State.....51-46
2/18	W	Michigan.....64-63
2/20	W	@Northwestern.....67-62
2/25	W	Indiana.....68-65
2/27	W	Illinois.....63-53
3/4	W	@Wisconsin.....77-75
3/6	L	@Minnesota.....75-87(8)
3/11	L	*vs. James Madison.....48-55

(#) Indicates AP ranking
 ! Great Alaska Shootout, Anchorage, Alaska
 % at New York, N.Y.
 * NCAA 1st Round, Charlotte, N.C.

1982-83
W: 20, L: 10; Big Ten: 11-7/2nd-T
(H: 13-3, A: 6-6, N: 1-1)

W/L	Opp.	OSU(#)-OPP(#)
11/30	W	Cal. State-Chico.....78-58
12/3	W	@Florida.....80-74
12/11	L	West Virginia (2ot).....67-69
12/14	L	@Syracuse.....85-91(16)
12/16	W	Youngstown State.....81-53
12/18	W	Arizona State.....88-77
12/21	W	Holy Cross.....81-60
12/28	W	Eastern Michigan.....58-54
12/30	W	South Alabama.....79-74
1/3	W	@Kansas.....64-61
1/8	W	Indiana.....70-67(11)
1/13	L	@Purdue.....57(20)-64
1/15	L	@Illinois.....55(20)-63
1/20	W	Michigan.....75-68
1/22	W	Michigan State.....74-69
1/27	W	@Iowa (2ot).....89-83(14)
1/29	L	@Northwestern.....64-66
2/2	L	Minnesota (2ot).....80-89(17)
2/5	W	Wisconsin.....82-69
2/9	W	@Wisconsin.....68-65
2/12	W	@Minnesota.....74-69(19)
2/17	W	Northwestern.....71(20)-55
2/19	W	Iowa.....85(20)-69(16)
2/24	L	@Mich.St. (3ot).....94(15)-101
2/26	W	@Michigan.....81(15)-71
3/3	L	Illinois (ot).....73(14)-74
3/5	W	Purdue.....76(14)-65(20)
3/12	L	@Indiana.....60(16)-81(7)
3/20	W	*vs. Syracuse.....79-74
3/25	L	**vs. North Carolina.....51-64(8)

1983-84
W: 15, L: 14; Big Ten: 8-10/5th-T
(H: 9-5, A: 4-9, N: 2-0)

W/L	Opp.	OSU(#)-OPP(#)
11/26	W	Akron.....94-78
12/1	W	Ivs. Maryland.....72-68(8)
12/3	W	Connecticut.....74-67
12/11	L	@Missouri.....53-64
12/14	W	@Tulane.....80-57
12/17	W	Ohio University (ot).....73-69
12/20	L	Bowling Green.....64-70
12/22	W	Kansas.....79-74
12/29	W	%vs. St. Joseph's.....64-61
12/30	L	%@SantaClara.....69-71
1/7	L	Indiana.....62-73
1/12	L	Purdue.....52-63
1/14	L	Illinois.....53-55(9)
1/18	W	@Michigan.....62-60
1/21	W	@Michigan State.....82-68
1/26	W	Iowa.....65-54



1986 Buckeyes - NIT Champion

Front Row - Jerry Francis, Jay Burson, Kip Lomax, Curtis Wilson, Scott Anderson, Dennis Hopson and Jim Honigford. Back Row - Clarence McGee, John Anderson, Dave Pletke, Brad Sellers, Gary Rich, Joe Dumas, Keith Wesson and Tony White.

1/28	W	Northwestern.....72-51
2/2	W	@Wisconsin.....85-74
2/4	L	@Minnesota.....61-83
2/9	W	Minnesota.....73-62
2/11	W	Wisconsin.....71-65
2/16	L	@Northwestern.....60-61
2/18	L	@Iowa.....60-74
2/22	W	Michigan State.....86-70
2/25	L	Michigan.....59-62
3/1	L	@Illinois.....58-73(6)
3/3	L	@Purdue.....63-85(11)
3/10	L	@Indiana.....49-53
3/15	L	#@Xavier.....57-60

(#) Indicates AP ranking; ! at East Rutherford, N.J.;
 % Cable Car Classic, Santa Clara, Calif.; # NIT 1st Round

1984-85
W: 20, L: 10; Big Ten: 11-7/3rd-T
(H: 12-2, A: 4-6, N: 4-2)

W/L	Opp.	OSU(#)-OPP(#)
11/24	W	Lafayette.....85-67
12/1	W	Arkansas.....85-84(17)
12/8	W	!@Connecticut.....72-65
12/11	L	@Maryland.....73-76
12/15	W	Tulane.....76-71
12/19	W	Central Florida.....83-59
12/22	W	Missouri.....88-77
12/27	W	%vs. Tennessee-Chatt.....84-62
12/28	W	%vs. Stetson.....73-67
1/3	L	@Michigan State.....79-82
1/5	L	@Michigan.....82-87(16)
1/9	W	Wisconsin.....99-88
1/12	W	Northwestern.....79-59
1/19	W	Indiana.....86-84(11)
1/23	L	@Illinois.....66-84(6)
1/26	W	@Purdue.....67-63
1/31	W	Minnesota.....76-62
2/2	L	Iowa.....58-67
2/7	W	@Northwestern.....63-60
2/9	L	@Wisconsin.....78-92
2/14	W	@Indiana.....72-63
2/16	L	&vs. Northeastern.....74-76
2/21	W	Purdue.....86-68
2/23	W	Illinois.....72-64(16)
2/28	L	@Iowa.....82-87
3/2	W	@Minnesota.....78-77
3/6	L	Michigan.....72-77(3)
3/9	W	Michigan State.....90-79
3/14	W	*vs. Iowa State.....75-64
3/16	L	*vs. Louisiana Tech.....67-79(8)

(#) Indicates AP ranking; ! Hartford Civic Cnt, Hartford, Conn.; % Citrus Classic, Orlando, Fla. & at East Rutherford, N.J.
 * NCAA 1st and 2nd Rounds, Tulsa, Okla.

1985-86
W: 19, L: 14; Big Ten: 8-10/7th
(H: 14-3, A: 3-8, N: 2-3)

W/L	Opp.	OSU(#)-OPP(#)
11/26	W	Brooklyn.....83-57
11/30	W	Maryland.....78-66(19)
12/3	W	Florida.....80-73
12/5	W	Akron.....91-73
12/7	W	Cleveland State.....99-95
12/14	L	!vs. Arkansas (ot).....70(20)-79
12/19	W	Dayton.....80-73
12/29	L	%@Texas-El Paso.....57-58
12/30	L	%vs. Nebraska.....66-69
1/2	W	Michigan State.....84-73
1/4	L	Michigan.....68-78(2)
1/9	W	@Wisconsin.....78-61
1/11	W	@Northwestern (ot).....79-77
1/15	L	@Indiana.....66-69
1/18	L	&vs. Boston College.....74-87
1/23	L	Illinois.....65-67
1/25	W	Purdue.....73-66(15)
1/30	L	@Minnesota.....65-70
2/1	L	@Iowa.....75-86
2/6	W	Northwestern.....83-60
2/8	W	Wisconsin.....73-71
2/16	L	Indiana.....75-84(16)
2/20	L	@Purdue.....79-85
2/22	L	@Illinois.....62-66
2/26	W	Iowa.....81-74
3/2	W	Minnesota.....68-55
3/6	L	@Michigan.....82-99(7)
3/8	L	@Michigan State.....81-91(19)
3/14	W	#@Ohio University.....65-62
3/17	W	#Texas.....71-65
3/21	W	#Brigham Young.....79-68
3/24	W	##vs. Louisiana Tech.....79-66
3/26	W	##vs. Wyoming.....73-63

1986-87
W: 20, L: 13; Big Ten: 9-9/6th
(H: 12-4, A: 5-6, N: 3-3)

W/L	Opp.	OSU(#)-OPP(#)
11/29	W	Bucknell.....90-62
12/2	W	Western Michigan.....98-92
12/4	W	Siena.....101-57
12/6	W	Ohio University.....96-75
12/8	W	Bowling Green.....89-52
12/13	W	Howard.....82-63
12/16	L	@Dayton.....86-89
12/19	W	!@Jacksonville.....85-74

(#) Indicates AP ranking; ! at Pine Bluff, Ark.; % Sun Bowl Classic, El Paso, Texas; & at Boston Gardens, Boston, Mass.; #NIT 1st, 2nd and 3rd Rounds; ##NIT Semifinals and Championship Game, New York City



RESULTS BY YEAR

12/20	L	Ivs. Florida	72-82
12/28	L	%vs. Arkansas	94-97
12/29	W	%vs. Kansas (ot)	79-78(13)
12/30	W	%vs. Florida	88-84
1/4	L	Indiana	80-92(6)
1/8	L	@Michigan	92-107
1/10	L	@Michigan State	80-90
1/15	W	Northwestern	87-59
1/17	W	Wisconsin	81-66
1/21	W	@Minnesota	93-78
1/24	W	@Iowa	80-76(1)
1/29	L	Purdue	73-75(4)
2/2	L	Illinois	65-82(12)
2/5	W	Michigan	95-87
2/9	W	Michigan State	90-72
2/12	W	@Wisconsin	83-69
2/14	W	@Northwestern	75-60
2/18	L	Iowa	80-82(7)
2/21	W	Minnesota	88-73
2/25	L	@Illinois	70-93(14)
2/28	L	@Purdue	73-87(6)
3/4	W	Florida International	106-70
3/7	L	@Indiana	81-90(4)
3/13	W	*vs. Kentucky	91-77
3/15	L	*vs. Georgetown	79-82(4)

(#)AP ranking; !Gator Bowl Classic, Jacksonville, Fla.; %Rainbow Classic, Honolulu, Hawaii; * NCAA 1st and 2nd Rounds, Atlanta, Ga.

1987-88
W: 20, L: 13; Big Ten: 9-9/6th
(H: 13-3, A: 4-9, N: 3-1)

W/L	Opp.	OSU(#-OPP#)
11/28	W	Missouri-St. Louis.....95-74
12/1	W	Western Michigan.....94-79
12/4	W	Ivs. Ball State.....64-42
12/5	W	!@Nebraska.....72-63
12/16	L	@Florida.....69-102(11)
12/19	L	Dayton.....80-81
12/22	W	Maryland-Baltimore Co.....77-68
12/26	W	%vs. Long Beach State.....93-86
12/27	L	!@New Mexico.....65-74
1/2	W	Central Michigan.....85-83
1/7	L	@Purdue.....77-84(10)
1/9	L	@Wisconsin.....63-64
1/14	W	Iowa.....87-83(16)
1/18	W	Michigan.....70-68(10)
1/23	W	@Minnesota.....85-76
1/27	L	Indiana.....71-75
2/1	L	@Michigan State.....64-76
2/4	W	Illinois.....64-60(17)
2/6	W	@Northwestern.....65-59
2/10	L	@Iowa.....75-92(13)
2/13	W	Wisconsin.....78-53
2/17	L	@Illinois.....86-118
2/20	W	Northwestern.....77-69
2/27	L	Michigan State (ot).....77-78
3/2	W	Minnesota.....77-74
3/5	L	@Indiana.....77-85
3/9	W	Purdue.....71-60(2)
3/12	L	@Michigan.....76-95(10)
3/16	W	#Old Dominion.....86-73
3/22	W	#Cleveland State.....86-80
3/25	W	!@New Mexico.....68-65
3/29	W	##vs. Colorado State.....64-62
3/30	L	##vs. Connecticut.....67-72

(#) Indicates AP ranking; ! Nebraska Invitational, Lincoln, Neb.; % Lobo Classic, Albuquerque, N.M.; # NIT 1st, 2nd and 3rd Rounds; ## NIT Semifinals and Championship Game, New York

1988-89
W: 19, L: 15; Big Ten: 6-12/8th-T
(H: 11-5, A: 5-9, N: 3-1)

W/L	Opp.	OSU(#-OPP#)
11/25	L	Ivs. Oklahoma.....93(16)-97(5)
11/26	W	Ivs. DePaul.....72(16)-70
11/27	W	Ivs. Vanderbilt.....97(16)-82
12/3	W	@Western Michigan...77(15)-66

12/10	W	Lafayette	84(14)-62
12/14	W	Nebraska	103(14)-76
12/17	W	@Dayton	104(14)-76
12/20	L	@South Carolina...68(12)-74(18)	
12/22	W	Kent State	92(12)-67
12/27	W	%vs. Florida	93(15)-68
12/29	W	@% St. John's	77(15)-72
1/4	L	@Indiana	65(14)-75
1/7	W	Wisconsin	73(14)-70
1/9	W	Radford	108(14)-61
1/14	W	@Michigan State	83(18)-81
1/16	L	@Michigan	73(18)-99(6)
1/19	W	Iowa	102(16)-91(7)
1/26	W	Northwestern	100(17)-68
1/29	W	@Louisville	85(17)-79(24)
2/1	L	@Minnesota	73(15)-76
2/6	W	Purdue	70(15)-58
2/9	L	@Illinois	60(16)-62(7)
2/11	W	Michigan State	81(16)-75
2/13	L	@Iowa	75(16)-83(8)
2/18	L	@Northwestern	69(16)-70
2/23	L	Michigan	72-89(13)
2/26	L	Illinois	71-94(10)
3/1	L	Indiana	66-73(3)
3/4	L	@Wisconsin	65-77
3/9	L	@Purdue	53-83
3/11	L	Minnesota	70-78
3/15	W	#Akron	81-70
3/20	W	#Nebraska	85-74
3/23	L	#St. John's (ot)	80-83

(#) Indicates AP ranking; !Maui Classic, Lahaina, Hawaii; % ECAC Holiday Festival, New York; # NIT 1st, 2nd and 3rd Rounds

1989-90
W: 17, L: 13; Big Ten: 10-8/6th
(H: 12-2, A: 3-6, N: 2-5)

W/L	Opp.	OSU(#-OPP#)
11/15	L	!vs. DePaul.....53-71
11/27	W	Mount St. Mary's.....102-63
12/1	L	!vs. N.C. St.....54-68(19)
12/2	L	!vs. Oklahoma State...59-81(23)
12/9	W	American University.....74-64
12/18	W	Robert Morris.....78-51
12/21	W	South Carolina.....59-46
12/27	L	%vs. LaSalle.....62-74(20)
12/28	W	%vs. New Orleans.....74-66
1/4	W	Indiana.....69-67(9)
1/6	W	@Iowa.....79-73(20)
1/11	L	@Michigan State.....68-78
1/13	W	Wisconsin.....68-53
1/18	L	@Michigan.....88-90
1/20	L	@Minnesota.....78-83(22)
1/25	L	Purdue.....66-78(13)
1/27	L	@Illinois.....81-92(10)
2/1	W	Northwestern.....101-77
2/4	W	Louisville (ot).....91-88(10)
2/8	W	Iowa.....98-80
2/10	L	Michigan State.....75-84(23)
2/15	W	@Wisconsin.....68-58
2/18	W	Michigan.....64-61(5)
2/24	L	@Purdue.....70-75(9)
2/26	W	Illinois.....86-80(19)
3/3	W	@Northwestern.....95-86
3/8	L	@Indiana.....66-77
3/10	W	Minnesota.....93-83(19)
3/15	W	*vs. Providence (ot).....84-83
3/17	L	*vs. UNLV.....65-76(2)

(#) Indicates AP ranking; ! Preseason NIT, # Tournament of Champions, Charlotte, N.C. % Sugar Bowl Classic, New Orleans, La. *NCAA 1st and 2nd Rounds, Salt Lake City

1990-91
W: 27, L: 4; Big Ten: 15-3/1st-T
(H: 15-0, A: 7-3, N: 5-1)

W/L	Opp.	OSU(#-OPP#)
11/25	W	Bethune-Cookman...111(10)-72
11/28	W	Delaware State.....116(11)-67

12/1	W	Youngstown State.....112(11)-67
12/8	W	Chicago State.....112(9)-54
12/12	W	Wright State.....90(8)-60
12/15	W	@American.....109(7)-73
12/17	W	Tennessee State.....103(7)-66
12/22	W	Ivs. Georgetown.....71(7)-60(12)
12/27	W	#vs. Mississippi State...82(6)-80
12/28	W	#vs. Miami (Ohio).....85(6)-67
1/3	W	Iowa.....63(6)-59(22)
1/5	W	@Michigan.....67(6)-57
1/10	W	@Northwestern.....102(4)-62
1/12	W	Wisconsin.....92(4)-60
1/19	W	Illinois.....89(4)-55
1/21	W	@Indiana.....93(4)-85(3)
1/24	W	@Minnesota.....80(4)-70
1/31	L	@Michigan State.....61(3)-75
2/3	W	Purdue.....66(3)-59
2/9	W	Northwestern.....96(3)-64
2/11	W	Michigan.....81(3)-65
2/14	W	@Wisconsin.....73(2)-71
2/17	W	Indiana (2ot).....97(2)-95(4)
2/20	W	@Illinois.....73(2)-64
2/23	W	Minnesota.....63(2)-62
3/3	W	Michigan State.....65(2)-64
3/6	L	@Purdue.....67(2)-72
3/10	L	@Iowa.....69(2)-80
3/15	W	*vs. Towson State.....97(5)-86
3/17	W	*vs. Georgia Tech.....65(5)-61
3/22	L	**vs. St. John's.....74(5)-91(20)

(#) Indicates AP ranking
 ! at Las Vegas, Nev.
 # Palm Beach Classic, Palm Beach, Fla.
 * NCAA 1st and 2nd Rounds, Dayton, Ohio,
 ** NCAA Midwest Regionals, Pontiac, Mich.

1991-92
W: 26, L: 6; Big Ten: 15-3/1st
(H: 15-1, A: 8-4, N: 3-1)

W/L	Opp.	OSU(#-OPP#)
11/26	W	Miami (Ohio).....94(5)-61
11/30	W	Chicago State.....116(4)-44
12/4	W	Ohio University.....78(4)-62
12/7	W	Oregon State.....84(4)-56
12/14	W	Howard.....114(4)-53
12/18	W	@Santa Barbara.....82(4)-75
12/21	L	@USC (ot).....77(7)-79
12/29	W	American.....96(7)-70
1/2	W	Penn State.....73(7)-63
1/7	W	Michigan State.....62(7)-46(9)
1/11	W	@Northwestern.....60(4)-52
1/14	L	@Indiana.....83(4)-91(5)
1/19	W	Iowa.....85(4)-81
1/22	W	Minnesota.....72(6)-69
1/26	L	@!Seton Hall.....64(6)-68
1/30	W	@Illinois.....74(10)-72
2/2	W	@Michigan.....68(8)-58(15)
2/5	W	Wisconsin.....86(8)-72
2/8	W	Purdue.....71(8)-59
2/15	W	@Wisconsin.....67(8)-63
2/18	L	@Iowa.....86(6)-92
2/23	L	Indiana.....80(6)-86(7)
2/26	W	@Purdue.....71(8)-64
2/29	W	@Michigan State...78(8)-65(12)
3/3	W	Michigan.....77(5)-66(18)
3/7	W	Northwestern.....93(5)-78
3/11	W	Illinois.....82(5)-70
3/14	W	@Minnesota.....94(5)-63
3/19	W	*vs. Miss. Valley St.....83(5)-56
3/21	W	*vs. Connecticut.....78(3)-55
3/27	W	*vs. North Carolina80(3)-73(18)
3/29	L	**vs. Michigan(ot)...71(3)-75(15)

(#) Indicates AP ranking
 ! at Meadowlands, N.J.
 * NCAA 1st and 2nd Rounds, Cincinnati
 **NCAA Midwest Regionals, Lexington, Ky.

1992-93
W: 15, L: 13; Big Ten: 8-10/7th
(H: 10-6, A: 3-7, N: 2-0)

W/L	Opp.	OSU(#-OPP#)
12/1	W	Ohio University.....77-61
12/5	W	USC.....73-56
12/12	W	Bowling Green.....80-54
12/16	W	Wright State.....76-55
12/19	L	@West Virginia.....69-78
12/22	L	North Carolina.....64-84(5)
12/28	W	!vs. Oregon State.....85-77
12/29	W	!vs. Oregon.....79-75
1/2	W	Illinois-Chicago.....79-55
1/5	W	@Penn State.....71-68
1/9	W	Iowa.....92-81(22)
1/13	L	Michigan State.....60(21)-77(23)
1/20	L	@Wisconsin.....67(24)-76
1/24	L	@Indiana.....69(24)-96(2)
1/26	L	@Michigan.....62-72(5)
1/30	L	Illinois.....76-86
2/3	L	Purdue.....57-62(19)
2/6	W	Penn State.....62-59
2/10	W	@Northwestern.....81-70
2/13	L	@Michigan State.....66-81
2/16	L	@Iowa.....54-68(20)
2/20	W	Wisconsin.....80-70
2/23	W	Indiana (ot).....81-77(1)
2/28	L	Michigan.....64-66(5)
3/6	L	@Illinois.....73-85
3/10	W	Minnesota.....69-58
3/14	W	@Purdue.....72-62(18)
3/17	L	#Miami (O.).....53-56

(#) Indicates AP ranking
 ! at Far West Classic, Portland, Ore.
 # NIT 1st Round

1993-94
W: 13, L: 16; Big Ten: 6-12/8th-T
(H: 10-5, A: 1-10, N: 2-1)

W/L	Opp.	OSU(#-OPP#)
11/27	W	Missouri-St. Louis.....110-73
11/29	W	Pennsylvania.....83-80
12/4	W	North Carolina-Asheville...93-59
12/12	L	@Marquette.....66-86
12/14	W	Cal-Santa Barbara.....79-56
12/18	L	@North Carolina.....68-81(2)
12/21	W	!vs. Tennessee Tech.....98-77
12/22	L	!vs. Kentucky.....88-100(5)
12/23	W	Ivs. Boston College...69-67(18)
12/30	L	West Virginia.....82-87
1/2	W	North Carolina A&T.....93-58
1/4	W	Iowa.....72-68
1/8	L	@Wisconsin.....55-69(15)
1/13	L	@Michigan (ot).....75-86(10)
1/15	L	Illinois.....75-83
1/19	W	Penn State.....79-57
1/22	L	@Purdue.....63-101(12)
1/26	L	Michigan State.....71-77
2/2	L	@Indiana (ot).....83-87
2/5	W	Wisconsin.....73-57(16)
2/9	L	@Minnesota.....73-79(23)
2/13	L	Michigan.....70-72(11)
2/15	L	@Illinois.....68-80
2/19	W	@Penn State.....60-57
2/23	L	Purdue.....85-95(14)
2/26	L	@Michigan State.....60-75
3/6	W	Indiana.....82-78(17)
3/9	W	Northwestern.....76-73
3/13	L	@Iowa.....74-83

(#) Indicates AP ranking
 ! at Maui Invitational, Maui, Hawaii

1994-95
W: 6, L: 22; Big Ten: 2-16/10th
(H: 6-10, A: 0-11, N: 0-1)

W/L	Opp.	OSU(#-OPP#)
11/16	L	!Ohio University.....67-78
11/28	W	Drexel.....81-74
11/30	L	Marquette.....70-82
12/3	L	@Pennsylvania.....71-91
12/15	W	Tennessee-Chatt. (ot).....84-83
12/17	L	%vs. Cleveland State.....73-75



RESULTS BY YEAR

12/22	L	Bowling Green	50-59
12/27	W	Morgan State	95-74
12/30	L	@West Virginia	69-79
1/4	L	@Illinois	50-70
1/8	W	George Mason	121-96
1/11	L	Wisconsin	59-81
1/14	L	Penn State	64-78
1/18	L	@Minnesota	61-81
1/21	L	@Purdue	66-92
1/25	L	Iowa	66-81
1/28	L	@Indiana	75-90
2/1	L	@Northwestern	71-76
2/4	L	Michigan State	58-67(9)
2/8	L	@Michigan	58-72
2/11	W	Northwestern	70-66
2/14	L	Indiana	52-69
2/18	L	@Iowa	66-85
2/22	L	Purdue	55-64(21)
2/25	W	Minnesota	73-65(22)
3/1	L	@Penn State	68-75
3/4	L	@Wisconsin	69-80
3/11	L	Illinois	63-82

(#) Indicates AP ranking
! Preseason NIT, Columbus, Ohio
% at Gund Arena, Cleveland, Ohio

1995-96
W: 10, L: 17, Big Ten: 3-15/10th
(H: 7-7, A: 2-9, N: 1-1)

W/L	Opp.	OSU(##)-OPP(##)	
11/26	W	Central Connecticut	79-52
11/28	W	West Virginia	77-68
12/2	W	Cleveland State	75-52
12/9	W	@George Mason	92-87
12/16	W	Seton Hall	105-96
12/19	L	@Tennessee-Chatt	70-83
12/22	W	San Diego State	72-56
12/28	W	Ivs. Eastern Kentucky	92-88
12/29	L	Ivs. Wyoming	67-73
1/3	L	Penn State	69-72(25)
1/6	L	@Indiana	67-89
1/10	L	@Iowa	53-81(11)
1/17	W	Northwestern	72-71
1/20	L	Minnesota	50-56
1/24	L	@Illinois	46-77
1/27	L	@Purdue	53-70(19)
1/31	W	Wisconsin	63-55
2/3	L	Michigan	58-77(20)
2/7	L	@Michigan State	41-55
2/10	L	@Wisconsin	56-62
2/15	L	Purdue	55-63(11)
2/17	L	Illinois	67-76
2/21	L	@Minnesota	57-60
2/24	W	@Northwestern	82-69
3/2	L	Iowa	64-73(21)
3/6	L	Indiana	56-73
3/9	L	@Penn State	70-86(16)

(#) Indicates AP ranking
! Casper Shootout, Casper, Wyo.

1996-97
W: 10, L: 17, Big Ten: 5-13/9th
(H: 9-5, A: 1-11, N: 0-1)

W/L	Opp.	OSU(##)-OPP(##)	
11/23	L	@South Florida	56-60
12/1	W	Southwestern Louisiana	94-88
12/3	W	Kent	71-55
12/7	W	Long Island	97-73
12/14	W	George Mason	102-72
12/18	W	Alabama State	81-40
12/21	L	@ USC	68-79
12/23	L	@ San Diego State	75-81
12/28	L	Ivs. Kentucky	65-81(3)
1/2	W	@Michigan	73-71(8)
1/4	L	Illinois	64-72(15)
1/8	W	Penn State	70-62
1/11	L	@Michigan State	66-69
1/15	L	@Iowa	62-76
1/18	L	Minnesota	67-73(7)

1/25	L	@Northwestern	47-78
1/30	W	Indiana	73-67(17)
2/1	W	Wisconsin	60-42
2/5	L	@Purdue	77-94
2/8	L	@Indiana	76-93(20)
2/13	W	Northwestern	55-40
2/19	L	@Minnesota	48-60(2)
2/22	L	Iowa	56-69
2/26	L	Michigan State	65-67
3/1	L	@Penn State	55-56
3/5	L	@Illinois	83-90(24)
3/9	L	Michigan (ot)	81-86

(#) Indicates AP ranking
! Gatorade Rock-n-Roll Shootout, Cleveland, Ohio

1997-98
W: 8, L: 22, Big Ten: 1-15/11th
(H: 7-10, A: 1-8, N: 0-4)

W/L	Opp.	OSU(##)-OPP(##)	
11/19	W	Kent	73-67
11/22	W	Robert Morris	67-49
11/24	W	Rider	68-57
11/29	L	Vanderbilt	54-64
12/3	W	Toledo	84-74
12/6	L	South Florida	49-67
12/15	W	Cal State Northridge	89-81
12/17	L	@SW Louisiana	64-68
12/20	W	USC	79-73
12/22	W	Tennessee-Chatt	63-54
12/28	L	Ivs. Kansas	56-69(2)
12/29	L	Ivs. New Mexico State	46-73
12/30	L	Ivs. Brigham Young	65-72
1/3	L	Wisconsin	59-64
1/10	L	@Indiana	66-83
1/14	L	Iowa	46-61(13)
1/17	L	Michigan	61-79(19)
1/21	L	@Purdue	71-82(12)
1/24	L	@Minnesota	53-76
1/28	L	Illinois	62-66
2/4	L	Michigan State	58-84(16)
2/7	L	Purdue	75-107(10)
2/11	L	@Michigan	68-76(21)
2/14	L	@Iowa	70-82
2/16	L	@Penn State	81-90
2/19	L	Indiana	72-74
2/21	L	@Northwestern	62-70
2/25	W	@Wisconsin	61-56
2/28	L	Penn State (ot)	85-89
3/5	L	% vs. Indiana	71-78

(#) Indicates AP ranking
! Rainbow Classic, Honolulu
% Big Ten Tournament, Chicago

1998-99
W: 1, L: 1, Big Ten: 1-1
(H: 1-0, A: 0-1, N: 0-0)

W/L	Opp.	OSU(##)-OPP(##)	
11/13	W	Oakland	89-61
11/15	W	Alabama	78-70
11/18	W	Robert Morris	61-49
11/20	W	Penn State	70-62
11/22	W	Army	86-45
11/24	W	Tennessee Tech	78-51
11/28	L	@Vanderbilt (ot)	86-92
12/5	L	@Toledo	63-64
12/14	W	Tenn. Martin	92-56
12/17	W	Florida-Atlantic	99-70
12/21	W	!Alabama-Birmingham	71-64
12/22	W	!North Carolina State	81-64
12/23	W	!Mississippi	67-62
12/27	L	%vs. Miami, Fla.	64-72
1/2	W	@Wisconsin (ot)	78-74
1/9	W	Indiana	73(21)-56(13)
1/12	L	Iowa	68(21)-71(12)
1/16	L	@Michigan	74-84
1/19	W	Purdue	72-43(16)
1/23	W	Minnesota	89(15)-60(17)
1/27	L	@Michigan State	71(15)-76(8)

1/30	W	@Illinois	64(15)-61
2/6	W	@Purdue	80(15)-69(19)
2/9	W	Michigan	74(13)-69
2/13	W	@Iowa	73(13)-69(19)
2/17	W	@Indiana	69(11)-67(19)
2/20	W	Northwestern	59(11)-49
2/24	W	Wisconsin	63(10)-54(16)
2/27	L	@Penn State (ot)	85(10)-98
3/5	W	&vs. Michigan	87(12)-69
3/6	L	&vs. Illinois	77(12)-79
3/11	W	^vs. Murray State	72(14)-58
3/13	W	^vs. Detroit	75(14)-44
3/18	W	#vs. Auburn	71(14)-64(4)
3/20	W	#vs. St. John's	77(14)-74(9)
3/27	L	Svs. Connecticut	58(14)-64(3)

NOTE: 34 games (in italics) vacated by the NCAA
 (#) Indicates AP ranking
 ! Puerto Rico Holiday Classic, San Juan, Puerto Rico
 % at HIP Health Plan Orange Bowl Classic, Sunrise, Fla.
 & Big Ten Tournament, Chicago
 ^NCAA South Regional 1st, 2nd rounds, Indianapolis, Ind.
 # NCAA South Regional Semifinals, Finals, Knoxville, Tenn.
 \$ NCAA Final Four, St. Petersburg, Fla.

1999-00
W: 11, L: 3, Big Ten: 5-1
(H: 8-1, A: 3-1, N: 0-1)

W/L	Opp.	OSU(##)-OPP(##)	
11/16	L	%Notre Dame	57(4)-59
11/29	W	Vermont	74(15)-51
12/4	W	&Duquesne	87(15)-55
12/11	W	Florida A&M	99(13)-47
12/13	W	Coastal Carolina	83(12)-75
12/16	L	@Kansas	67(12)-80(8)
12/19	W	Eastern Kentucky	72(12)-40
12/22	W	Toledo	64(16)-61
12/27	W	Oakland	76(15)-50
12/29	W	American	79(15)-43
1/6	L	@Illinois	77(13)-80(19)
1/9	W	Minnesota	71(13)-63
1/13	W	@Wisconsin	53(17)-51
1/15	W	@Northwestern	58(17)-44
1/20	W	Michigan State	78(13)-67(10)
1/22	W	@St. John's	65(13)-64(19)
1/29	W	Purdue	68(8)-57
2/2	W	Wisconsin	51(5)-48
2/6	W	@Michigan	88(5)-67
2/9	L	Iowa	64(5)-67
2/12	W	Penn State	88(5)-75
2/15	L	@Michigan State	72(7)-83(5)
2/19	W	@Indiana	82(7)-71(10)
2/23	W	Northwestern	69(6)-49
2/27	W	Illinois	64(6)-51
3/1	W	@Penn State	79(6)-73
3/4	W	@Minnesota	82(6)-72
3/10	L	(1)vs. Penn State	66(4)-71
3/17	W	(2)vs. Appalachian St.	87(8)-61
3/19	L	(2)vs. Miami, Fla.	62(8)-75(23)

NOTE: 16 games (in italics) vacated by the NCAA
 (#) Indicates AP ranking
 % Preseason NIT, Columbus
 & Black Coaches Association Classic, Columbus
 (1) Big Ten Tournament, Chicago
 (2) NCAA South Regional 1st, 2nd rounds, Nashville, Tenn.

2000-01
W: 0, L: 0, Big Ten: 0-0
(H: 0-0, A: 0-0, N: 0-0)

W/L	Opp.	OSU(##)-OPP(##)	
11/17	W	Yale	65-45
11/23	W	I-vs. Florida State	90-65
11/24	L	I-vs. Syracuse (1)	66-77

11/25	L	I-vs. Valparaiso (1)	64-67
12/2	W	Eastern Kentucky	90-44
12/7	W	Denver	83-46
12/10	W	Massachusetts	54-51
12/13	W	St. John's	71-58
12/16	W	Morehead State	93-62
12/20	W	Robert Morris	88-46
12/23	L	Kansas	68-69(9)
12/30	W	Coppin State	80-42
1/3	W	Northwestern	73-56
1/6	L	@Illinois	68-83(9)
1/10	L	Penn State	75-78
1/13	W	Minnesota	78-75
1/18	W	Michigan	78-61
1/21	L	@Michigan State	56-71(3)
1/24	L	@Wisconsin	42-57(19)
1/27	W	Michigan State	64-55(3)
1/31	L	Indiana	67-70
2/3	W	@Minnesota	73-66
2/7	W	@Iowa	69-68(14)
2/10	W	Wisconsin	63-58(16)
2/14	W	@Purdue	65-64
2/17	L	@Alabama	67-85(21)
2/22	W	Illinois	63-61(3)
2/24	W	@Northwestern	69-57
3/3	W	@Penn State	93-87
3/9	L	#vs. Iowa	66(24)-75
3/15	L	&-vs. Utah State (ot)	68-77

NOTE: Entire season vacated by the NCAA
 ! 2000 Great Alaska Shootout, Anchorage
 # 2001 Big Ten Tournament, Chicago
 & 2001 NCAA Tournament, Greensboro, N.C.

2001-02
W: 0, L: 0, Big Ten: 0-0
(H: 0-0, A: 0-0, N: 0-0)

W/L	Opp.	OSU(##)-OPP(##)	
11/18	W	Winthrop	78-54
11/20	W	Albany	87-62
11/27	W	I-N.C. State	64-50
12/2	W	UNC- Wilmington	80-54
12/9	W	IUPUI	83-70
12/12	W	Santa Clara	88-41
12/15	L	@Louisville	66-61
12/19	L	Pittsburgh	62-55
12/22	W	Eastern Illinois	72-59
12/29	W	UNC-Greensboro	85-54
1/2	W	@Purdue	79-71
1/5	W	Iowa	72-62 (9)
1/9	W	@Massachusetts	70-62
1/12	W	@Northwestern	55-48
1/16	W	Penn State	76-57
1/19	W	Indiana	73-67(25)
1/24	W	Michigan	69(20)-47
1/26	L	@Minnesota	71(20)-89
1/29	W	Illinois	78(25)-67(12)
2/2	W	Northwestern	58(25)-57
2/6	L	@Wisconsin (ot)	92(16)-94
2/10	L	@Michigan State	64(16)-67
2/16	W	@Iowa	72 (20)-66
2/20	L	@Indiana	57 (19)-63 (23)
2/23	W	Purdue	77 (19)-66
2/26	L	Michigan State	76 (18)-81
3/2	W	@Michigan	84 (18)-75
3/8	W	& vs. Michigan	75 (21)-68
3/9	W	& vs. Illinois	94 (21)-88 (10)
3/10	W	# vs. Iowa	81 (21)-64
3/14	W	% vs. Davidson	69(14)-64
3/16	L	% vs. Missouri	67(14)-83

NOTE: Entire season vacated by the NCAA
 (#) Indicates AP ranking
 ! ACC/Big Ten Challenge, Columbus
 & 2002 Big Ten Tournament, Indianapolis, Ind.
 % NCAA Tournament, Albuquerque, N.M.



RESULTS BY YEAR

2002-03

W: 17, L: 15; Big Ten: 7-9/T 8th
(H: 11-5, A: 3-7, N: 3-3)

W/L	Opp.	OSU(#)-OPP(#)
11/25	W	Coppin State.....58-51
11/29	L	1-vs. Alabama.....48-54(4)
12/3	L	2-vs. Duke.....76-91(4)
12/7	W	Tennessee Tech.....71-64
12/14	W	Morehead State.....74-60
12/18	L	@Pittsburgh.....49-69(4)
12/21	W	Seton Hall.....71-54
12/23	W	Radford.....96-80
12/28	W	Tennessee State.....94-73
12/30	W	Hampton.....70-62
1/4	L	Louisville.....64-72(24)
1/9	L	@Michigan St.....55-66(25)
1/11	W	Indiana.....81-69(15)
1/15	L	Michigan.....50-61
1/18	L	Wisconsin.....52-53
1/21	L	@Indiana.....51-69(14)
1/25	W	@Iowa.....83-72
1/29	L	@Purdue.....65-70
2/1	W	Northwestern.....65-52
2/5	W	Minnesota.....73-68
2/9	L	@Illinois.....57-76(16)
2/12	W	@Penn State.....76-67
2/15	L	@Michigan.....54-70
2/22	W	Purdue.....52-44(24)
2/25	L	Iowa.....64-71
3/5	W	@Northwestern.....52-48
3/8	L	Michigan St.....58-72
3/13	W	3-vs. Iowa.....66-64
3/14	W	3-vs. Wisconsin.....58-50(18)
3/15	W	3-vs. Michigan St.....55-54
3/16	L	3-vs. Illinois.....59-72(13)
3/19	L	4-@ Georgia Tech.....58-72

(#) Indicates AP ranking
 1-Hall of Fame Tipoff Classic, Springfield, Mass.
 2-ACC/Big Ten Challenge, Greensboro, N.C.
 3-2003 Big Ten Tournament, Chicago
 4-2003 NIT First Round, Atlanta, Ga.

2003-04

W: 14, L: 16; Big Ten: 6-10/9th
(H: 8-7, A: 3-7, N: 3-2)

W/L	Opp.	OSU(#)-OPP(#)
11/21	L	@San Francisco.....65-76
11/24	L	1-vs. San Diego State.....61-83
11/25	W	1-vs. Central Michigan.....77-71
11/26	W	1-vs. Villanova.....67-66
12/3	L	2-Georgia Tech.....53-73(13)
12/6	W	3-vs. Virginia Tech.....62-57
12/13	W	Samford.....80-62
12/17	W	Furman.....70-68
12/20	L	@Seton Hall.....59-75
12/23	W	Eastern Illinois.....69-50
12/28	W	Dartmouth.....71-58
12/30	W	Maryland-Baltimore Co.60-44
1/4	L	Texas Tech.....72-80
1/7	L	@Illinois.....63-85(19)
1/10	L	@Penn State.....47-64
1/17	W	Minnesota.....73-62
1/20	L	Indiana.....61-69
1/24	L	@Iowa.....65-79
1/28	L	Wisconsin.....57-69(17)
1/31	W	@Purdue.....65-59(21)
2/4	W	Northwestern.....72-64
2/7	L	Michigan State.....70-84
2/14	L	@Wisconsin.....48-78(17)
2/18	L	Iowa.....67-78
2/21	W	@Indiana.....59-56
2/25	W	@Minnesota.....70-59
2/29	L	@Michigan.....64-75
3/3	W	Penn State.....71-64
3/7	L	Illinois.....63-64(18)
3/11	L	4-vs. Indiana.....69-83

(#) Indicates AP ranking
 1-EA Sports Maui Invitational, Maui, Hawaii
 2-Big Ten/ACC Challenge, Columbus, Ohio

3-at Nationwide Arena, Columbus, Ohio
 4-2004 Big Ten Tournament, Indianapolis, Ind.

2004-05

W: 20, L: 12; Big Ten: 8-8/6th
(H: 15*-2, A: 2-8, N: 3-2)

***Includes 1-0 rcd. at St. John Arena**

W/L	Opp.	OSU(#)-OPP(#)
11/5	W	1-Towson University.....74-53
11/16	W	1-Robert Morris.....82-50
11/19	W	Delaware.....74-49
11/23	W	2-vs. Houston.....78-61
11/24	L	2-vs. Creighton (ot).....63-65
11/27	W	3-Chattanooga.....84-67
12/1	L	4-@ Clemson.....73-80
12/11	W	Portland State.....78-54
12/16	W	5-@ Texas Tech.....77-71
12/19	W	Morehead State.....74-48
12/22	W	Mercer.....102-77
12/28	W	New Hampshire.....77-59
12/31	W	St. Joseph's.....72-61
1/5	L	@Illinois.....65-84(1)
1/8	W	Iowa.....81-69(14)
1/11	L	@Wisconsin.....72-66
1/15	L	@LSU.....101-113--2ot
1/19	L	Minnesota.....56-60--ot
1/22	L	@Indiana.....60-67
1/26	W	Penn State.....68-62
1/29	W	@Northwestern.....65-52
2/2	W	Purdue.....75-65
2/5	W	Michigan.....72-46
2/9	L	@Michigan St.....69-83(13)
2/12	W	@Penn State.....66-56
2/15	W	Indiana.....57-44
2/19	L	@Minnesota.....50-52
2/27	L	Wisconsin.....56-64(20)
3/2	L	@Iowa.....72-74
3/6	W	Illinois.....65-64(1)
3/10	W	6-vs. Penn State.....72-69
3/11	L	6-vs. Wisconsin.....49-60(20)

(#) Indicates AP ranking
 1-Guardians Classic, Columbus, Ohio
 2-Guardians Classic, Kansas City, Mo.
 3-at St. John Arena, Columbus, Ohio
 4-Big Ten/ACC Challenge, Clemson, S.C.
 5-American Airlines Center, Dallas, Texas
 6-2005 Big Ten Tournament, Chicago, Ill.

2005-06

W: 26, L: 6; Big Ten: 12-4/1st
(H: 16-1, A: 6-3, N: 4-2)

W/L	Opp.	OSU(#)-OPP(#)
11/20	W	Chicago State.....81-52
11/22	W	Butler (ot).....79-69
11/28	W	1-Virginia Tech.....69-59
12/10	W	@St. Joseph's.....81-74
12/12	W	Norfolk St.....92-59
12/14	W	Belmont.....85-75
12/17	W	2-vs. Iowa State.....70-67
12/23	W	Tennessee St.....74(24)-65
12/28	W	Gardner-Webb.....87(21)-58
12/31	W	Louisiana State.....78(21)-76
1/5	W	Penn State.....104(18)-69
1/7	L	@Indiana.....79(18)-81(16)
1/11	W	@Purdue.....80(19)-64
1/15	L	Mich/Oigin State-20T59(19)-62(14)
1/18	W	Wisconsin.....77(19)-67(15)
1/21	W	@Penn State.....75(19)-65
1/28	L	@Iowa.....62(16)-67
1/30	W	Florida A&M.....95(20)-53
2/4	W	Minnesota.....67(20)-53
2/9	W	@Michigan.....94(19)-85(22)
2/12	W	Illinois.....69(19)-53(10)
2/15	L	@Wisconsin.....73(12)-78
2/18	W	Northwestern.....61(12)-52
2/22	W	@Michigan State79(13)-68(18)
2/25	W	Michigan.....64(13)-54
3/1	W	@Northwestern.....56(9)-53
3/5	W	Purdue.....76(9)-57



2006-07 Buckeyes — Big Ten Champions

Row 1 (left to right): David Lighty, Ivan Harris, Ron Lewis, Jamar Butler, Mike Conley Jr.
 Row 2 (left to right): Sam Payne, Othello Hunter, Kyle Madsen, Greg Oden, Matt Terwilliger, Daequan Cook.

3/10	W	3-vs. Penn State.....63(7)-56
3/11	W	3-vs. Indiana.....52(7)-51
3/12	L	3-vs. Iowa.....60(7)-67(20)
3/17	W	4-vs. Davidson.....70(6)-62
3/19	L	4-vs. Georgetown52(6)-70(23)

1-Big Ten/ACC Challenge, Columbus, Ohio
 2-Des Moines, Iowa.
 3-2006 Big Ten Tournament, Indianapolis, Ind.
 4-2006 NCAA Tournament 1st, 2nd Rds., Dayton, Ohio

4/2	L	8-vs. Florida.....75(1)-84(6)
-----	---	-------------------------------

1-BCA Classic, Columbus, Ohio
 2-at Nationwide Arena, Columbus, Ohio
 3-Big Ten/ACC Challenge, Chapel Hill, N.C.
 4-2006 Wooden Tradition, Indianapolis
 5-2007 Big Ten Tournament, Chicago
 6-NCAA First and Second Rounds, Lexington, Ky.
 7-NCAA South Regionals, San Antonio, Texas
 8-NCAA Final Four, Atlanta, Ga.

2006-07

W: 35, L: 4, Big Ten: 15-1/1st
(H: 18-0, A: 7-3, N: 10-1)

W/L	Opp.	OSU (#)-OPP(#)
11/10	W	1-VMI.....107(7)-69
11/11	W	1-Loyola (Ill.).....87(7)-75
11/12	W	1-Kent State.....81(7)-59
11/17	W	Eastern Kentucky.....74(5)-45
11/20	W	San Francisco.....82(4)-60
11/24	W	2-YSU.....91(4)-57
11/29	L	3-vs. North Carolina89(3)-98(7)
12/2	W	Valparaiso.....78(3)-58
12/9	W	Cleveland State.....78(5)-57
12/16	W	4-vs. Cincinnati.....72(4)-50
12/19	W	Iowa State.....75(3)-56
12/23	L	@Florida.....60(3)-86(5)
12/30	W	Coppin State.....91(6)-54
1/2	W	Indiana.....74(6)-67
1/6	W	@Illinois.....62(6)-44
1/9	L	@Wisconsin.....69(5)-72(3)
1/13	W	Tennessee.....68(5)-66(16)
1/17	W	Northwestern.....73(7)-41
1/20	W	Iowa.....82(7)-63
1/24	W	@Northwestern.....59(5)-50
1/27	W	Michigan State.....66(5)-64
1/31	W	@Purdue.....78(4)-60
2/3	W	@Michigan State.....63(4)-54
2/6	W	Michigan.....76(3)-63
2/10	W	Purdue.....63(3)-56
2/14	W	@Penn State.....64(2)-62
2/18	W	@Minnesota.....85(2)-67
2/21	W	Penn State.....68(2)-60
2/25	W	Wisconsin.....49(2)-48(1)
3/3	W	@Michigan.....65(1)-61
3/9	W	5-vs. Michigan.....72(1)-62
3/10	W	5-vs. Purdue.....63(1)-52
3/11	W	5-vs. Wisconsin.....66(1)-49(3)
3/15	W	6-vs. Central Conn. St.78(1)-57
3/17	W	6-vs. Xavier.....78(1)-71
3/22	W	7-vs. Tennessee.....85(1)-84(22)
3/24	W	7-vs. Memphis.....92(1)-76(5)
3/31	W	8-vs. Georgetown..67(1)-60(9)

2007-08

W: 24, L: 13, Big Ten: 10-8/5th
(H: 17-3, A: 4-8, N: 3-1)

W/L	Opp.	OSU (#)-OPP(#)
11/12	W	1-Green Bay.....91-68
11/13	W	1-Columbia.....68-54
11/21	W	2-vs Syracuse.....79-65(21)
11/23	L	2-vs. Texas A&M47-70(16)
11/25	W	3-Virginia Military.....90-57
11/28	L	4-North Carolina.....55-66(1)
12/1	L	@Butler.....46-65(16)
12/10	W	Coppin State.....47-39
12/15	W	Presbyterian.....87-43
12/18	W	5-vs. Cleveland State.....80-63
12/22	W	Florida.....62-49
12/29	W	UMBC.....92-83
1/3	W	@Illinois.....74-58
1/6	W	Northwestern.....62-51
1/9	W	Iowa.....79-48
1/12	L	@Purdue.....68-75
1/15	L	@Michigan State.....60-66(11)
1/19	L	@Tennessee.....69-74(6)
1/22	W	Illinois.....64-58
1/26	W	Minnesota.....76-60
1/29	W	@Penn State.....68-56
2/2	L	@Iowa.....48-53
2/5	W	Michigan.....65-55
2/10	L	Indiana.....53-59(14)
2/13	W	@Northwestern.....65-47
2/17	L	@Michigan.....70-80
2/24	L	Wisconsin.....53-58(11)
2/26	L	@Indiana.....69-72(12)
3/1	L	@Minnesota.....57-71
3/4	W	Purdue.....80-77(15)
3/9	W	Michigan State.....63-54(17)
3/14	L	6-vs. Michigan State 60-67(19)
3/18	W	7-vs. UNC Asheville.....84-66
3/24	W	3/7-vs. California.....73-56
3/26	W	7-vs. Dayton.....74-63
4/1	W	8-vs. Mississippi.....81-69
4/3	W	8-vs. Massachusetts.....92-85

1-Dick's Sporting Goods NIT Season Tip-Off, Columbus



RESULTS BY YEAR

2-Dick's Sporting Goods NIT Season Tip-Off, New York
 3-St. John Arena, Columbus
 4-Big Ten/ACC Challenge, Columbus
 5-Quicken Loans Arena, Cleveland
 6-2008 Big Ten Tournament, Indianapolis
 7-2008 MasterCard NIT, Columbus
 8-2008 MasterCard NIT, New York

2008-09
W: 22, L: 11, Big Ten: 10-8/T-4th
(H: 15-3, A: 4-6, N: 3-2)

W/L	Opp.	OSU (#)-OPP(#)
11/20	W	1-Delaware State70-42
11/24	W	Bowling Green61-57
11/29	W	Samford.....59-22
12/2	W	2-@ Miami, Fla.73-68(21)
12/6	W	3-vs. Notre Dame.....67-62(7)
12/13	W	Butler.....54(21)-51
12/17	W	Jacksonville81(17)-68
12/20	W	Iona71(17)-53
12/22	W	UNC Asheville.....83(15)-59
12/27	L	West Virginia48(15)-76
12/31	W	Iowa68(24)-65
1/3	L	@Minnesota59(24)-68(21)
1/6	L	@Michigan State.....58-67(8)
1/9	W	Houston Baptist89-66
1/13	W	Indiana77-53
1/17	W	@Michigan.....64-58(25)
1/20	L	@Illinois49-67(25)
1/25	L	Michigan State67-78(7)
1/28	W	Michigan72-54
1/31	W	@Indiana.....93-81
2/3	W	Purdue (ot).....82-70(12)
2/7	W	Minnesota.....64-58 (19)
2/14	L	@Wisconsin.....50(24)-55
2/18	L	@Northwestern69-72
2/22	L	Illinois.....68-70(18)
2/24	W	Penn State.....73-59
2/28	L	@Purdue.....50-75(16)
3/3	W	@Iowa.....60-58
3/8	W	Northwestern.....52-47
3/13	W	4-Wisconsin61-57
3/14	W	4-Michigan State.....82-70(7)
3/15	L	4-Purdue.....61-65(24)
3/20	L	5-Siena (2ot).....72-74
1-St. John Arena, Columbus		
2-Big Ten/ACC Challenge, Miami, Fla.		
3-Lucas Oil Stadium, Indianapolis		
4-Conseco Fieldhouse, Indianapolis		
5-2009 NCAA Tournament, Dayton, Ohio		

2009-10
W: 29, L: 8, Big Ten: 14-4/T-1st
(H: 17-1, A: 6-5, N: 6-2)

W/L	Opp.	OSU (#)-OPP(#)
11/9	W	1-Alcorn State100(16)-60
11/12	W	1-James Madison ...74(16)-44
11/19	L	2-vs. North Carolina73(15)-77(6)
11/20	W	2-vs. California..76(15)-70(13)
11/24	W	Lipscomb84(17)-64
11/28	W	St. Francis (Pa.)110(17)-47
12/2	W	3-Florida State ..77(15)-64(21)
12/5	W	Eastern Michigan..111(15)-60
12/12	L	@Butler66(13)-74(22)
12/16	W	Presbyterian78(18)-48
12/19	W	Delaware State.....60(18)-44
12/22	W	Cleveland State.....72(17)-59
12/31	L	@Wisconsin.....43(15)-65(23)
1/3	L	@Michigan.....64(15)-73
1/6	W	Indiana79-54
1/9	L	@Minnesota62-73
1/12	W	@Purdue.....70-66(6)
1/16	W	Wisconsin60-51(13)
1/19	W	Northwestern.....76(21)-56
1/23	L	@West Virginia.65(21)-71(11)
1/27	W	@Iowa.....65(20)-57

1/31	W	Minnesota.....85(20)-63
2/3	W	Penn State.....75(13)-62
2/7	W	Iowa68(13)-58
2/10	W	@Indiana.....69(13)-52
2/14	W	@Illinois.....72(13)-53
2/17	L	Purdue57(9)-60(4)
2/21	W	@Michigan State74(9)-67(11)
2/24	W	@Penn State.....75(9)-67
2/27	W	Michigan.....66(9)-55
3/2	W	Illinois.....73(6)-57
3/12	W	4-Michigan.....69(5)-68
3/13	W	2ot4-Illinois88(5)-81
3/14	W	4-Minnesota.....90(5)-61
3/19	W	5-UC Santa Barbara ..68(5)-51
3/21	W	5-Georgia Tech.....75(5)-66
3/26	L	6-Tennessee.....73(5)-76(15)
1-2K Sports Classic benefiting Coaches vs. Cancer, Columbus		
2-2K Sports Classic benefiting Coaches vs. Cancer, New York		
3-Big Ten/ACC Challenge, Columbus		
4-Conseco Fieldhouse, Indianapolis		
5-NCAA First-Second Rounds, Bradley Center, Milwaukee, Wis.		
6-NCAA Midwest Regional, Edmund Jones Dome, St. Louis, Mo.		

2010-11
W: 34, L: 3, Big Ten: 16-2/1st
(H: 20-0, A: 9-2, N: 5-1)

W/L	Opp.	OSU (#)-OPP(#)
11/12	W	1-North Carolina A&T102(4)-61
11/16	W	2-@Florida.....93(4)-75(9)
11/20	W	1-UNC Wilmington ...81(4)-41
11/23	W	1-Morehead State....64(3)-45
11/26	W	Miami (Ohio)66(3)-45
11/30	W	3-@Florida State.....58(2)-44
12/9	W	IUPUI75(2)-64
12/12	W	4-Western Carolina...85(2)-60
12/15	W	Florida Gulf Coast ...83(2)-55
12/18	W	South Carolina79(2)-57
12/21	W	UNC Asheville96(2)-49
12/23	W	Oakland92(2)-63
12/27	W	Tennessee-Martin ...100(2)-40
12/31	W	@Indiana85(2)-67
1/4	W	@Iowa73(2)-68
1/9	W	Minnesota.....67(2)-64
1/12	W	@Michigan.....68(2)-64
1/15	W	Penn State69(2)-66
1/19	W	Iowa70(1)-48
1/22	W	@Illinois73(1)-68(23)
1/25	W	Purdue87(1)-64(12)
1/29	W	@Northwestern58(1)-57
2/3	W	Michigan62(1)-53
2/6	W	@Minnesota82(1)-69(18)
2/12	L	@Wisconsin67(1)-71(13)
2/15	W	Michigan State71(2)-61
2/20	L	@Purdue63(2)-76(11)
2/22	W	Illinois89(2)-70
2/27	W	Indiana82(2)-61
3/1	W	@Penn State82(1)-61
3/6	W	Wisconsin93(1)-65(10)
3/11	W	5-Northwestern67(1)-61
3/12	W	5-Michigan68(1)-61
3/13	W	5-Penn State71(1)-60
3/18	W	6-UT-San Antonio.....75(1)-46
3/20	W	6-George Mason98(1)-66
3/25	L	7-Kentucky60(1)-62(11)
1-Global Sports Invitational, Columbus		
2-Global Sports Invitational, Gainesville, Fla.		
3-Big Ten/ACC Challenge, Tallahassee, Fla.		
4-St. John Arena, Columbus		
5-Big Ten Tournament, Indianapolis		
6-NCAA 2nd-3rd Rnds, Cleveland, Ohio		
7-East Regional Semifinals, Newark, N.J.		



2010-11 Buckeyes — Big Ten Champions