



Resultados Oficiais
Resultados Oficiales
Results Book



Tiro com Arco
Tiro con Arco
Archery





Archery Center
Archery Center
Centro de Tiro com Arco

24 JUL 2007
10:00

Archery
Tiro con arco / Tiro com Arco

Men's Individual
Ind. Hombres / Individual Masculino

Qualification Round
Ronda de Clasificación / Rodada Classificação

Start List by NOC

Lista de salida por CON / Lista de Largada por CON

NOC	Target	Name	FITA World Ranking	Date of Birth
ARG - Argentina	18B	BASGALL Pablo Daniel		10 FEB 1968
	17B	BILBAO Ariel Omar		28 SEP 1976
	19B	PALENA Daniel Jose		19 MAR 1969
BRA - Brazil	25B	BORTOLOTO Marcos		11 AUG 1983
	24B	CARVALHO Leonardo		22 AUG 1980
	23B	EMILIO Fabio		21 MAR 1986
CAN - Canada	17A	DUENAS Crispin		5 JAN 1986
	18A	LYON Jason		24 MAY 1986
	19A	MACDONALD Hugh		22 SEP 1974
CHI - Chile	32A	SANTIAGO Jose Joaquin		19 JAN 1974
COL - Colombia	32B	TORRES Diego		3 MAR 1988
CUB - Cuba	22A	PUENTES Adrian		3 JUL 1988
	21A	STEVENS Juan Carlos		22 OCT 1968
	20A	VALDES FERNANDEZ Yosei		31 JUL 1986
ECU - Ecuador	21B	BALAREZO Luis		22 AUG 1989
	20B	DUEÑAS Oscar		29 JUN 1990
	22B	VILLACRESES Nino		25 MAY 1990
ESA - El Salvador	23A	FRANCO Luis		25 OCT 1984
	25A	GUILLEN Oscar		28 MAR 1987
	24A	MERLOS Cristobal		13 NOV 1978
MEX - Mexico	27A	CHAPOY Jorge		26 APR 1973
	26A	SERRANO Juan Rene		23 FEB 1984
	28A	VELEZ Eduardo		1 JUL 1986
PUR - Puerto Rico	30B	ACOSTA PLAZA Christian		27 NOV 1990
	29B	BAEZ GIMENEZ Carlos		2 MAY 1991
	31B	PEDRAZA MATEO Miguel		23 MAR 1969
USA - United States of America	28B	ELLISON Brady		27 OCT 1988
	27B	JOHNSON Butch		30 AUG 1955
	26B	WUNDERLE Vic		4 MAR 1976
VEN - Venezuela	29A	DIAZ Manuel		26 JAN 1986
	31A	GIMENEZ Alexander		26 AUG 1981
	30A	LEONI Leonardo		9 SEP 1988



Archery Center
Archery Center
Centro de Tiro com Arco

24 JUL 2007
10:00

Archery
Tiro con arco / Tiro com Arco

Women's Individual
Ind. Recurvo Mujeres / Individual Feminino

Qualification Round
Ronda de Clasificación / Rodada Classificação

Start List by NOC

Lista de salida por CON / Lista de Largada por CON

NOC	Target	Name	FITA World Ranking	Date of Birth
ARG - Argentina	15B	GOÑI Maria Gabriela		29 SEP 1982
BAR - Barbados	13B	JONES Angela Jones		30 MAY 1954
	12B	MAGRAS Judith Magras		14 JUL 1955
BRA - Brazil	11A	NIKITIN Sarah		27 DEC 1988
	12A	ROCHA Fatima		12 SEP 1967
	10A	RUOCCO Petra		30 NOV 1976
CAN - Canada	8B	BEAUDET Marie-Pier		12 DEC 1986
	7B	NILES Kristen		18 MAY 1986
	9B	VRAKING Kateri		8 APR 1973
CHI - Chile	11B	BURGOS Liliana		4 DEC 1950
	10B	van LAMOEN Denisse		12 SEP 1979
COL - Colombia	13A	RENDON Ana Maria		10 MAR 1986
	14A	ROMERO Sigrid		22 MAY 1989
	15A	SANCHEZ Natalia		20 MAY 1983
CUB - Cuba	5A	PAGAN Larissa		15 FEB 1988
	6A	PEREZ Yaremis		24 MAR 1981
	4A	SARDUY Maydenia		20 APR 1984
DOM - Dominican Republic	16A	TEJADA Ludys		4 SEP 1961
ECU - Ecuador	16B	MORA Tanya		21 SEP 1989
ESA - El Salvador	1A	DUEÑAS Claudia		16 MAR 1979
	3A	ESCALANTE Norma		15 DEC 1962
	2A	LANDAVERDE Claudia		11 FEB 1979
MEX - Mexico	2B	AVITIA Mariana		18 SEP 1993
	1B	GARCIA Janeth Alexandra		31 MAY 1990
	3B	ROMAN Aida		16 MAY 1986
PUR - Puerto Rico	14B	RUIZ NEGRON Nadya		22 DEC 1981
USA - United States of America	8A	NICHOLS Jennifer		4 OCT 1983
	7A	PIAN Lindsay		11 MAR 1987
	9A	SCAVOTTO Karen		17 APR 1982
VEN - Venezuela	4B	BRITO Leidys		5 JUL 1984
	6B	CHACON Vanesa		2 AUG 1980
	5B	LEONI Lisbeth		20 JAN 1982



Archery Center
Centro de Tiro con Arco
Centro de Tiro com Arco

24 JUL 2007
10:00

Archery
Tiro con arco / Tiro com Arco

Men's Team
Equipo Recurvo Hombres / Equipe Masculino

Qualification Round
Ronda de Clasificación / Rodada Classificação

Results

Resultados / Resultados

World Record 432 Arrows:	4074 KOR-KOREA	New York (USA)	16 JUL 2003
Pan American Games Record 432 Arrows:	3948 USA-UNITED STATES	Indianapolis (USA)	1 AUG 1987

Rank	NOC	FITA Team World Ranking	Name	Individual Total	Team Total	
1	USA - UNITED STATES		ELLISON Brady JOHNSON Butch WUNDERLE Vic	1319 1326 1305	3950	PR
2	MEX - MEXICO		CHAPOY Jorge SERRANO Juan Rene VELEZ Eduardo	1286 1305 1331	3922	
3	CAN - CANADA		DUENAS Crispin LYON Jason MACDONALD Hugh	1328 1290 1280	3898	
4	CUB - CUBA		PUENTES Adrian STEVENS Juan Carlos VALDES FERNANDEZ Yosei	1285 1309 1247	3841	
5	BRA - BRAZIL		BORTOLOTO Marcos CARVALHO Leonardo EMILIO Fabio	1247 1285 1249	3781	
6	ESA - EL SALVADOR		FRANCO Luis GUILLEN Oscar MERLOS Cristobal	1184 1267 1280	3731	
7	PUR - PUERTO RICO		ACOSTA PLAZA Christian BAEZ GIMENEZ Carlos PEDRAZA MATEO Miguel	1222 1263 1207	3692	
8	VEN - VENEZUELA		DIAZ Manuel GIMENEZ Alexander LEONI Leonardo	1229 1138 1233	3600	
9	ARG - ARGENTINA		BASGALL Pablo Daniel BILBAO Ariel Omar PALENA Daniel Jose	1200 1176 1217	3593	
10	ECU - ECUADOR		BALAREZO Luis DUEÑAS Oscar VILLACRESES Nino	1177 1064 1114	3355	



Archery Center
Centro de Tiro con Arco
Centro de Tiro com Arco

24 JUL 2007
10:00

Archery
Tiro con arco / Tiro com Arco

Women's Team
Equipo Recurvo Mujeres / Equipe Feminino

Qualification Round
Ronda de Clasificación / Rodada Classificação

Results

Resultados / Resultados

World Record 432 Arrows:	4129	KOR-KOREA	New Delhi (IND)	10 NOV 2005
Pan American Games Record 432 Arrows:	3826	USA-UNITED STATES	Winnipeg (CAN)	1 AUG 1999

Rank	NOC	FITA Team World Ranking	Name	Individual Total	Team Total	
1	USA - UNITED STATES		NICHOLS Jennifer PIAN Lindsay SCAVOTTO Karen	1335 1296 1298	3929	PR
2	CAN - CANADA		BEAUDET Marie-Pier NILES Kristen VRACKING Kateri	1293 1287 1280	3860	
3	MEX - MEXICO		AVITIA Mariana GARCIA Janeth Alexandra ROMAN Aida	1244 1323 1284	3851	
4	COL - COLOMBIA		RENDON Ana Maria ROMERO Sigrid SANCHEZ Natalia	1301 1261 1287	3849	
5	VEN - VENEZUELA		BRITO Leidys CHACON Vanessa LEONI Lisbeth	1311 1245 1276	3832	
6	CUB - CUBA		PAGAN Larissa PEREZ Yaremis SARDUY Maydenia	1289 1176 1270	3735	
7	BRA - BRAZIL		NIKITIN Sarah ROCHA Fatima RUOCCO Petra	1227 1212 1222	3661	
8	ESA - EL SALVADOR		DUEÑAS Claudia ESCALANTE Norma LANDAVERDE Claudia	1153 1152 1111	3416	

Result Brackets

Resultados de las series / Resultados - Chaves

World Record 24 Arrows:	231 KOR-KOREA	Leipzig (GER)	13 JUL 2007
Pan American Games Record 24 Arrows:	224 CAN-CANADA	Rio de Janeiro (BRA)	28 JUL 2007

Ranking	Round	NOC	FITA	1/8	1/4	Semifinals	Finals
G	Rank/	Back	World	Elimination	Elimination		
R	Score	No	Ranking	Round	Round		
	1/	3950	USA - UNITED STATES				
		4	ELLISON Brady				
		3	JOHNSON Butch				
		6	WUNDERLE Vic				
			- BYE -				
					UNITED STATES		
					213		
						UNITED STATES	
						211	
	9/	3593	ARG - ARGENTINA	211	PR		
		25	BASGALL Pablo Daniel				
		29	BILBAO Ariel Omar				
		23	PALENA Daniel Jose				
			- BYE -				
					ARGENTINA		
					192		
	8/	3600	VEN - VENEZUELA	205			
		21	DIAZ Manuel				
		30	GIMENEZ Alexander				
		20	LEONI Leonardo				
			- BYE -				
						UNITED STATES	
						218	
	5/	3781	BRA - BRAZIL				
		18	BORTOLOTO Marcos				
		11	CARVALHO Leonardo				
		17	EMILIO Fabio				
			- BYE -				
					BRAZIL		
					210		
						BRAZIL	
						204	
					CUBA		
					209		
	4/	3841	CUB - CUBA				
		10	PUENTES Adrian				
		5	STEVENS Juan Carlos				
		19	VALDES FERNANDEZ Yosei				
			- BYE -				
							GOLD
							UNITED STATES
	3/	3898	CAN - CANADA				
		2	DUENAS Crispin				
		8	LYON Jason				
		13	MACDONALD Hugh				
			- BYE -				
					CANADA		
					224 PR		
						CANADA	
						221 T26	
					EL SALVADOR		
					190		
	6/	3731	ESA - EL SALVADOR				
		26	FRANCO Luis				
		14	GUILLEN Oscar				
		12	MERLOS Cristobal				
			- BYE -				
						CANADA	
						210	
	7/	3692	PUR - PUERTO RICO	204			
		22	ACOSTA PLAZA Christian				
		15	BAEZ GIMENEZ Carlos				
		24	PEDRAZA MATEO Miguel				
			- BYE -				
					PUERTO RICO		
					204		
	10/	3355	ECU - ECUADOR	177			
		28	BALAREZO Luis				
		32	DUEÑAS Oscar				
		31	VILLACRESES Nino				
			- BYE -				
						MEXICO	
						221 T24	
					MEXICO		
					215		
	2/	3922	MEX - MEXICO				
		9	CHAPOY Jorge				
		7	SERRANO Juan Rene				
		1	VELEZ Eduardo				
			- BYE -				
						BRAZIL	
						208	
						MEXICO	
						219	
							BRONZE
							MEXICO

Legend:

GR Group **Ta;b;c** Tie-break arrows

Result Brackets

Resultados de las series / Resultados - Chaves

World Record 24 Arrows:	226 KOR-KOREA	Antalya (TUR)	9 JUN 2006
Pan American Games Record 24 Arrows:	213 MEX-MEXICO	Rio de Janeiro (BRA)	28 JUL 2007

Ranking	Round	NOC	FITA	1/4	Semifinals	Finals
G	Rank/	Back	World	Elimination		
R	Score	No	Ranking	Round		
1/	3929	USA - UNITED STATES	199			
		1 NICHOLS Jennifer				
		6 PIAN Lindsay				
		5 SCAVOTTO Karen			UNITED STATES	
8/	3416	ESA - EL SALVADOR	179		199	
		29 DUEÑAS Claudia				
		30 ESCALANTE Norma				
		31 LANDAVERDE Claudia				COLOMBIA
5/	3832	VEN - VENEZUELA	198			201
		3 BRITO Leidys				
		17 CHACON Vanessa				
		13 LEONI Lisbeth			COLOMBIA	
4/	3849	COL - COLOMBIA	201		203	
		4 RENDON Ana Maria				
		15 ROMERO Sigrid				
		10 SANCHEZ Natalia				GOLD
3/	3851	MEX - MEXICO	213	PR		
		18 AVITIA Mariana				
		2 GARCIA Janeth Alexandra				
		11 ROMAN Aida			MEXICO	
6/	3735	CUB - CUBA	207		202	
		8 PAGAN Larissa				
		28 PEREZ Yaremis				
		14 SARDUY Maydenia				CANADA
7/	3661	BRA - BRAZIL	183			199
		20 NIKITIN Sarah				
		22 ROCHA Fatima				
		21 RUOCCO Petra			CANADA	
2/	3860	CAN - CANADA	200		203	
		7 BEAUDET Marie-Pier				
		9 NILES Kristen				
		12 VRACKING Kateri				
						UNITED STATES
						198
						BRONZE
						UNITED STATES
						MEXICO
						194

Legend:
GR Group

Results Summary

Resumen de resultados / Resumo dos Resultados

As of 28 JUL 2007

Rk	NOC	Bk No	Name	Ranking Round Score/Rank	Rounds			
					1/8	1/4	1/2	Finals
1	USA - United States of America	4 3 6	ELLISON Brady JOHNSON Butch WUNDERLE Vic	3950 / 1	-BYE-	213	211	218
2	CAN - Canada	2 8 13	DUENAS Crispin LYON Jason MACDONALD Hugh	3898 / 3	-BYE-	224	PR 221	210
3	MEX - Mexico	9 7 1	CHAPOY Jorge SERRANO Juan Rene VELEZ Eduardo	3922 / 2	-BYE-	215	221	219
4	BRA - Brazil	18 11 17	BORTOLOTO Marcos CARVALHO Leonardo EMILIO Fabio	3781 / 5	-BYE-	210	204	208
5	CUB - Cuba	10 5 19	PUENTES Adrian STEVENS Juan Carlos VALDES FERNANDEZ Yosei	3841 / 4	-BYE-	209		
6	PUR - Puerto Rico	22 15 24	ACOSTA PLAZA Christian BAEZ GIMENEZ Carlos PEDRAZA MATEO Miguel	3692 / 7	204	204		
7	ARG - Argentina	25 29 23	BASGALL Pablo Daniel BILBAO Ariel Omar PALENA Daniel Jose	3593 / 9	211	PR 192		
8	ESA - El Salvador	26 14 12	FRANCO Luis GUILLEN Oscar MERLOS Cristobal	3731 / 6	-BYE-	190		
9	VEN - Venezuela	21 30 20	DIAZ Manuel GIMENEZ Alexander LEONI Leonardo	3600 / 8	205			
10	ECU - Ecuador	28 32 31	BALAREZO Luis DUEÑAS Oscar VILLACRESES Nino	3355 /10	177			

Legend:

Bk No Back Number **Rk** Rank

Results Summary

Resumen de resultados / Resumo dos Resultados

As of 28 JUL 2007

Rk	NOC	Bk No	Name	Ranking Round Score/Rank	Rounds		
					1/4	1/2	Finals
1	COL - Colombia	4 15 10	RENDON Ana Maria ROMERO Sigrid SANCHEZ Natalia	3849 / 4	201	203	201
2	CAN - Canada	7 9 12	BEAUDET Marie-Pier NILES Kristen VRAKING Kateri	3860 / 2	200	203	199
3	USA - United States of America	1 6 5	NICHOLS Jennifer PIAN Lindsay SCAVOTTO Karen	3929 / 1	199	199	198
4	MEX - Mexico	18 2 11	AVITIA Mariana GARCIA Janeth Alexandra ROMAN Aida	3851 / 3	213	PR 202	194
5	CUB - Cuba	8 28 14	PAGAN Larissa PEREZ Yaremis SARDUY Maydenia	3735 / 6	207		
6	VEN - Venezuela	3 17 13	BRITO Leidys CHACON Vanessa LEONI Lisbeth	3832 / 5	198		
7	BRA - Brazil	20 22 21	NIKITIN Sarah ROCHA Fatima RUOCCO Petra	3661 / 7	183		
8	ESA - El Salvador	29 30 31	DUEÑAS Claudia ESCALANTE Norma LANDAVERDE Claudia	3416 / 8	179		

Legend:

Bk No Back Number **Rk** Rank



Archery Center
Archery Center
Centro de Tiro com Arco

24 JUL 2007
10:00

Archery
Tiro con arco / Tiro com Arco

Men's Individual
Ind. Hombres / Individual Masculino

Qualification Round
Ronda de Clasificación / Rodada Classificação

Start List by NOC

Lista de salida por CON / Lista de Largada por CON

NOC	Target	Name	FITA World Ranking	Date of Birth
ARG - Argentina	18B	BASGALL Pablo Daniel		10 FEB 1968
	17B	BILBAO Ariel Omar		28 SEP 1976
	19B	PALENA Daniel Jose		19 MAR 1969
BRA - Brazil	25B	BORTOLOTO Marcos		11 AUG 1983
	24B	CARVALHO Leonardo		22 AUG 1980
	23B	EMILIO Fabio		21 MAR 1986
CAN - Canada	17A	DUENAS Crispin		5 JAN 1986
	18A	LYON Jason		24 MAY 1986
	19A	MACDONALD Hugh		22 SEP 1974
CHI - Chile	32A	SANTIAGO Jose Joaquin		19 JAN 1974
COL - Colombia	32B	TORRES Diego		3 MAR 1988
CUB - Cuba	22A	PUENTES Adrian		3 JUL 1988
	21A	STEVENS Juan Carlos		22 OCT 1968
	20A	VALDES FERNANDEZ Yosei		31 JUL 1986
ECU - Ecuador	21B	BALAREZO Luis		22 AUG 1989
	20B	DUEÑAS Oscar		29 JUN 1990
	22B	VILLACRESES Nino		25 MAY 1990
ESA - El Salvador	23A	FRANCO Luis		25 OCT 1984
	25A	GUILLEN Oscar		28 MAR 1987
	24A	MERLOS Cristobal		13 NOV 1978
MEX - Mexico	27A	CHAPOY Jorge		26 APR 1973
	26A	SERRANO Juan Rene		23 FEB 1984
	28A	VELEZ Eduardo		1 JUL 1986
PUR - Puerto Rico	30B	ACOSTA PLAZA Christian		27 NOV 1990
	29B	BAEZ GIMENEZ Carlos		2 MAY 1991
	31B	PEDRAZA MATEO Miguel		23 MAR 1969
USA - United States of America	28B	ELLISON Brady		27 OCT 1988
	27B	JOHNSON Butch		30 AUG 1955
	26B	WUNDERLE Vic		4 MAR 1976
VEN - Venezuela	29A	DIAZ Manuel		26 JAN 1986
	31A	GIMENEZ Alexander		26 AUG 1981
	30A	LEONI Leonardo		9 SEP 1988

Results

Resultados / Resultados

World Record 144 Arrows:	1379	OH Kyo-Moon	KOR	Wonhu (KOR)	1 NOV 2000
Pan American Games Record 144 Arrows:	1323	McKINNEY Richard	USA	Indianapolis (USA)	1 AUG 1987

Rank	Back No.	Name	NOC Code	90m	70m	50m	30m	10s	Xs	Score	
1	28A	VELEZ Eduardo	MEX	316 / 2	333 / 4	330 / 2	352 / 3	66	29	1331	PR
2	17A	DUENAS Crispin	CAN	307 / 7	336 / 1	334 / 1	351 / 4	66	22	1328	
3	27B	JOHNSON Butch	USA	316 / 3	334 / 3	328 / 3	348 / 7	59	24	1326	
4	28B	ELLISON Brady	USA	320 / 1	333 / 5	324 / 8	342 / 12	57	26	1319	
5	21A	STEVENS Juan Carlos	CUB	295 / 12	335 / 2	326 / 5	353 / 1	65	23	1309	
6	26B	WUNDERLE Vic	USA	308 / 4	330 / 8	319 / 11	348 / 6	61	22	1305	
7	26A	SERRANO Juan Rene	MEX	308 / 6	331 / 6	327 / 4	339 / 14	53	18	1305	
8	18A	LYON Jason	CAN	285 / 19	326 / 9	326 / 7	353 / 1	53	21	1290	
9	27A	CHAPOY Jorge	MEX	293 / 14	330 / 7	326 / 5	337 / 19	55	22	1286	
10	22A	PUENTES Adrian	CUB	292 / 15	325 / 10	321 / 9	347 / 9	54	21	1285	
11	24B	CARVALHO Leonardo	BRA	299 / 8	322 / 14	320 / 10	344 / 10	47	14	1285	
12	24A	MERLOS Cristobal	ESA	298 / 9	322 / 15	313 / 16	347 / 8	51	14	1280	
13	19A	MACDONALD Hugh	CAN	308 / 5	324 / 11	299 / 22	349 / 5	48	16	1280	
14	25A	GUILLEN Oscar	ESA	297 / 11	323 / 13	309 / 17	338 / 15	46	17	1267	
15	29B	BAEZ GIMENEZ Carlos	PUR	289 / 17	313 / 21	318 / 13	343 / 11	47	14	1263	
16	32B	TORRES Diego	COL	270 / 25	324 / 12	319 / 12	340 / 13	38	14	1253	
17	23B	EMILIO Fabio	BRA	287 / 18	319 / 16	306 / 19	337 / 21	43	17	1249	
18	25B	BORTOLOTO Marcos	BRA	295 / 12	303 / 25	316 / 14	333 / 24	36	9	1247	
19	20A	VALDES FERNANDEZ Yosei	CUB	292 / 16	315 / 18	307 / 18	333 / 25	33	8	1247	
20	30A	LEONI Leonardo	VEN	280 / 21	301 / 26	314 / 15	338 / 17	39	10	1233	
21	29A	DIAZ Manuel	VEN	276 / 22	314 / 20	302 / 21	337 / 20	33	10	1229	
22	30B	ACOSTA PLAZA Christian	PUR	273 / 24	316 / 17	295 / 25	338 / 16	38	14	1222	
23	19B	PALENA Daniel Jose	ARG	276 / 23	315 / 18	288 / 28	338 / 18	32	10	1217	
24	31B	PEDRAZA MATEO Miguel	PUR	298 / 10	305 / 23	278 / 30	326 / 30	31	8	1207	
25	18B	BASGALL Pablo Daniel	ARG	281 / 20	294 / 29	297 / 23	328 / 29	25	8	1200	
26	23A	FRANCO Luis	ESA	254 / 29	304 / 24	296 / 24	330 / 27	29	9	1184	
27	32A	SANTIAGO Jose Joaquin	CHI	264 / 26	296 / 28	294 / 26	329 / 28	33	14	1183	
28	21B	BALAREZO Luis	ECU	251 / 30	308 / 22	285 / 29	333 / 23	32	9	1177	
29	17B	BILBAO Ariel Omar	ARG	256 / 27	279 / 32	306 / 20	335 / 22	29	11	1176	
30	31A	GIMENEZ Alexander	VEN	254 / 28	280 / 31	272 / 31	332 / 26	25	6	1138	
31	22B	VILLACRESES Nino	ECU	243 / 31	281 / 30	291 / 27	299 / 32	23	4	1114	
32	20B	DUEÑAS Oscar	ECU	205 / 32	299 / 27	247 / 32	313 / 31	17	8	1064	

Result Brackets

Resultados de las series / Resultados - Chaves

World Record 12 Arrows:	120	CHOI Won Jong	KOR	Ulsan (KOR)	18 OCT 2005
Pan American Games Record 12 Arrows:	115	LYON Jason	CAN	Rio de Janeiro (BRA)	27 JUL 2007
Pan American Games Record 12 Arrows:	115	PUENTES Adrian	CUB	Rio de Janeiro (BRA)	27 JUL 2007

G	RR	Rank / Score	Back No	Name	NOC Code	1/16 Elimin. Round	1/8 Elimin. Round	Quarterfinals
		1/ 1331	1	VELEZ Eduardo	MEX 107		VELEZ E	
		32/ 1064	32	DUEÑAS Oscar	ECU 84		107	VELEZ E
		17/ 1249	17	EMILIO Fabio	BRA 104		TORRES D	
		16/ 1253	16	TORRES Diego	COL 114	PR	103	27 JUL - 10:50
		9/ 1286	9	CHAPOY Jorge	MEX 111		CHAPOY J	
		24/ 1207	24	PEDRAZA MATEO Miguel	PUR 94		107	LYON J
		25/ 1200	25	BASGALL Pablo Daniel	ARG 105		LYON J	
		8/ 1290	8	LYON Jason	CAN 114	PR	115 PR	
		5/ 1309	5	STEVENS Juan Carlos	CUB 107		STEVENS JC	
		28/ 1177	28	BALAREZO Luis	ECU 94		113	STEVENS JC
		21/ 1229	21	DIAZ Manuel	VEN 103		MERLOS C	
		12/ 1280	12	MERLOS Cristobal	ESA 106		111	27 JUL - 10:50
		13/ 1280	13	MACDONALD Hugh	CAN 109		MACDONALD H	
		20/ 1233	20	LEONI Leonardo	VEN 102		112	MACDONALD H
		29/ 1176	29	BILBAO Ariel Omar	ARG 102		ELLISON B	
		4/ 1319	4	ELLISON Brady	USA 111		110	
		3/ 1326	3	JOHNSON Butch	USA 111		JOHNSON B	
		30/ 1138	30	GIMENEZ Alexander	VEN 97		110	JOHNSON B
		19/ 1247	19	VALDES FERNANDEZ Yosei	CUB 106		GUILLEN O	
		14/ 1267	14	GUILLEN Oscar	ESA 109		103	27 JUL - 10:50
		11/ 1285	11	CARVALHO Leonardo	BRA 109		CARVALHO L	
		22/ 1222	22	ACOSTA PLAZA Christian	PUR 106		110	WUNDERLE V
		27/ 1183	27	SANTIAGO Jose Joaquin	CHI 99		WUNDERLE V	
		6/ 1305	6	WUNDERLE Vic	USA 112		111	
		7/ 1305	7	SERRANO Juan Rene	MEX 113		SERRANO JR	
		26/ 1184	26	FRANCO Luis	ESA 106		111	PUENTES A
		23/ 1217	23	PALENA Daniel Jose	ARG 105		PUENTES A	
		10/ 1285	10	PUENTES Adrian	CUB 107		115 PR	27 JUL - 10:50
		15/ 1263	15	BAEZ GIMENEZ Carlos	PUR 107		BAEZ GIMENEZ C	
		18/ 1247	18	BORTOLOTO Marcos	BRA 103		107	DUEÑAS C
		31/ 1114	31	VILLACRESES Nino	ECU 96		DUEÑAS C	
		2/ 1328	2	DUEÑAS Crispin	CAN 111		113	

Legend:

Elimin. Elimination **GR** Group **RR** Ranking Round

Result Brackets

Resultados de las series / Resultados - Chaves

World Record 12 Arrows:	120	CHOI Won Jong	KOR	Ulsan (KOR)	18 OCT 2005
Pan American Games Record 12 Arrows:	116	LYON Jason	CAN	Rio de Janeiro (BRA)	27 JUL 2007

RR	Rank / Score	Back No	Name	NOC Code	Quarterfinals	Semifinals	Finals
1/	1331	1	VELEZ Eduardo	MEX	112		
8/	1290	8	LYON Jason	CAN	116	PR	
5/	1309	5	STEVENS Juan Carlos	CUB	110		
13/	1280	13	MACDONALD Hugh	CAN	106		
3/	1326	3	JOHNSON Butch	USA	108		
6/	1305	6	WUNDERLE Vic	USA	115		
10/	1285	10	PUENTES Adrian	CUB	111		
2/	1328	2	DUENAS Crispin	CAN	107		

LYON J 109	STEVENS JC 111	GOLD
STEVENS JC 114	PUENTES A	
WUNDERLE V 106	PUENTES A 112	BRONZE
PUENTES A 111	LYON J 109	
WUNDERLE V 114		

Legend:

RR Ranking Round

Results Summary

Resumen de resultados / Resumo dos Resultados

As of 27 JUL 2007

Rk	Name	NOC Code	RR Score / Rank	Rounds					
				1/16	1/8	1/4	1/2	Finals	
1	PUENTES Adrian	CUB	1285 / 10	107	115	PR	111	111	112
2	STEVENS Juan Carlos	CUB	1309 / 5	107	113		110	114	111
3	WUNDERLE Vic	USA	1305 / 6	112	111		115	106	114
4	LYON Jason	CAN	1290 / 8	114	PR	115	PR	116	PR
5	VELEZ Eduardo	MEX	1331 / 1	107				112	109
6	JOHNSON Butch	USA	1326 / 3	111	110		108		
7	DUENAS Crispin	CAN	1328 / 2	111	113		107		
8	MACDONALD Hugh	CAN	1280 / 13	109	112		106		
9	MERLOS Cristobal	ESA	1280 / 12	106	111				
9	SERRANO Juan Rene	MEX	1305 / 7	113	111				
11	CARVALHO Leonardo	BRA	1285 / 11	109	110				
11	ELLISON Brady	USA	1319 / 4	111	110				
13	BAEZ GIMENEZ Carlos	PUR	1263 / 15	107	107				
13	CHAPOY Jorge	MEX	1286 / 9	111	107				
15	GUILLEN Oscar	ESA	1267 / 14	109				103	
15	TORRES Diego	COL	1253 / 16	114	PR	103			
17	ACOSTA PLAZA Christian	PUR	1222 / 22	106					
17	FRANCO Luis	ESA	1184 / 26	106					
17	VALDES FERNANDEZ Yosei	CUB	1247 / 19	106					
20	BASGALL Pablo Daniel	ARG	1200 / 25	105					
20	PALENA Daniel Jose	ARG	1217 / 23	105					
22	EMILIO Fabio	BRA	1249 / 17	104					
23	BORTOLOTO Marcos	BRA	1247 / 18	103					
23	DIAZ Manuel	VEN	1229 / 21	103					
25	BILBAO Ariel Omar	ARG	1176 / 29	102					
25	LEONI Leonardo	VEN	1233 / 20	102					
27	SANTIAGO Jose Joaquin	CHI	1183 / 27	99					
28	GIMENEZ Alexander	VEN	1138 / 30	97					
29	VILLACRESES Nino	ECU	1114 / 31	96					
30	BALAREZO Luis	ECU	1177 / 28	94					
30	PEDRAZA MATEO Miguel	PUR	1207 / 24	94					
32	DUEÑAS Oscar	ECU	1064 / 32	84					

Legend:

Rk Rank RR Ranking Round

Results Summary Arrow by Arrow

Resumen de resultados flecha por flecha / Resumo dos Resultados Flecha por Flecha

World Record 12 Arrows:	120 CHOI Won Jong	KOR	Ulsan (KOR)	18 OCT 2005
Pan American Games Record 12 Arrows:	116 LYON Jason	CAN	Rio de Janeiro (BRA)	27 JUL 2007

Group	Back No.	Name	NOC Code	Arrows						Total Score	
				1	2	3	4	5	6		
				7	8	9	10	11	12		
	6	WUNDERLE Vic	USA	9	9	10	10	9	9		
				10	10	9	10	9	10		114
	8	LYON Jason	CAN	9	9	9	10	9	9		
				9	8	9	9	9	10		109
	10	PUENTES Adrian	CUB	10	9	10	9	9	10		
				9	9	9	10	8	10		112
	5	STEVENS Juan Carlos	CUB	9	10	9	9	9	9		
				10	9	9	10	9	9		111



Archery Center
Archery Center
Centro de Tiro com Arco

24 JUL 2007
10:00

Archery
Tiro con arco / Tiro com Arco

Women's Individual
Ind. Recurvo Mujeres / Individual Feminino

Qualification Round
Ronda de Clasificación / Rodada Classificação

Start List by NOC

Lista de salida por CON / Lista de Largada por CON

NOC	Target	Name	FITA World Ranking	Date of Birth
ARG - Argentina	15B	GOÑI Maria Gabriela		29 SEP 1982
BAR - Barbados	13B	JONES Angela Jones		30 MAY 1954
	12B	MAGRAS Judith Magras		14 JUL 1955
BRA - Brazil	11A	NIKITIN Sarah		27 DEC 1988
	12A	ROCHA Fatima		12 SEP 1967
	10A	RUOCCO Petra		30 NOV 1976
CAN - Canada	8B	BEAUDET Marie-Pier		12 DEC 1986
	7B	NILES Kristen		18 MAY 1986
	9B	VRAKING Kateri		8 APR 1973
CHI - Chile	11B	BURGOS Liliana		4 DEC 1950
	10B	van LAMOEN Denisse		12 SEP 1979
COL - Colombia	13A	RENDON Ana Maria		10 MAR 1986
	14A	ROMERO Sigrid		22 MAY 1989
	15A	SANCHEZ Natalia		20 MAY 1983
CUB - Cuba	5A	PAGAN Larissa		15 FEB 1988
	6A	PEREZ Yaremis		24 MAR 1981
	4A	SARDUY Maydenia		20 APR 1984
DOM - Dominican Republic	16A	TEJADA Ludys		4 SEP 1961
ECU - Ecuador	16B	MORA Tanya		21 SEP 1989
ESA - El Salvador	1A	DUEÑAS Claudia		16 MAR 1979
	3A	ESCALANTE Norma		15 DEC 1962
	2A	LANDAVERDE Claudia		11 FEB 1979
MEX - Mexico	2B	AVITIA Mariana		18 SEP 1993
	1B	GARCIA Janeth Alexandra		31 MAY 1990
	3B	ROMAN Aida		16 MAY 1986
PUR - Puerto Rico	14B	RUIZ NEGRON Nadya		22 DEC 1981
USA - United States of America	8A	NICHOLS Jennifer		4 OCT 1983
	7A	PIAN Lindsay		11 MAR 1987
	9A	SCAVOTTO Karen		17 APR 1982
VEN - Venezuela	4B	BRITO Leidys		5 JUL 1984
	6B	CHACON Vanesa		2 AUG 1980
	5B	LEONI Lisbeth		20 JAN 1982

Results

Resultados / Resultados

World Record 144 Arrows:	1405	PARK Sung Hyun	KOR	Cheongju (KOR)	10 OCT 2004
Pan American Games Record 144 Arrows:	1328	PARKER Denise	USA	Santiago de Cuba (CUB)	1 AUG 1991

Rank	Back No.	Name	NOC Code	70m	60m	50m	30m	10s	Xs	Score	
1	8A	NICHOLS Jennifer	USA	327 / 1	338 / 1	317 / 2	353 / 1	66	24	1335	PR
2	1B	GARCIA Janeth Alexandra	MEX	324 / 2	335 / 2	317 / 3	347 / 2	59	18	1323	
3	4B	BRITO Leidys	VEN	323 / 4	328 / 8	316 / 4	344 / 4	60	22	1311	
4	13A	RENDON Ana Maria	COL	323 / 3	330 / 5	309 / 9	339 / 11	51	14	1301	
5	9A	SCAVOTTO Karen	USA	322 / 6	324 / 12	314 / 6	338 / 12	55	23	1298	
6	7A	PIAN Lindsay	USA	321 / 7	330 / 4	307 / 10	338 / 14	49	17	1296	
7	8B	BEAUDET Marie-Pier	CAN	315 / 11	327 / 10	310 / 8	341 / 6	43	9	1293	
8	5A	PAGAN Larissa	CUB	310 / 14	328 / 7	313 / 7	338 / 13	53	14	1289	
9	7B	NILES Kristen	CAN	316 / 9	327 / 9	305 / 11	339 / 9	49	17	1287	
10	15A	SANCHEZ Natalia	COL	305 / 16	326 / 11	315 / 5	341 / 5	46	13	1287	
11	3B	ROMAN Aida	MEX	319 / 8	323 / 13	302 / 13	340 / 8	46	8	1284	
12	9B	VRAKING Kateri	CAN	322 / 5	318 / 15	295 / 15	345 / 3	47	17	1280	
13	5B	LEONI Lisbeth	VEN	302 / 18	328 / 6	319 / 1	327 / 22	45	13	1276	
14	4A	SARDUY Maydenia	CUB	316 / 10	335 / 3	285 / 21	334 / 18	42	15	1270	
15	14A	ROMERO Sigrid	COL	308 / 15	315 / 17	304 / 12	334 / 19	30	10	1261	
16	10B	van LAMOEN Denisse	CHI	312 / 12	307 / 22	291 / 18	340 / 7	39	11	1250	
17	6B	CHACON Vanessa	VEN	311 / 13	304 / 26	293 / 17	337 / 15	38	4	1245	
18	2B	AVITIA Mariana	MEX	305 / 17	318 / 16	282 / 23	339 / 10	37	12	1244	
19	13B	JONES Angela	BRA	298 / 20	321 / 14	285 / 22	324 / 24	31	4	1228	
20	11A	NIKITIN Sarah	BRA	290 / 24	311 / 19	294 / 16	332 / 21	24	6	1227	
21	10A	RUOCCO Petra	BRA	298 / 19	310 / 20	301 / 14	313 / 30	33	9	1222	
22	12A	ROCHA Fatima	BRA	294 / 22	307 / 21	277 / 25	334 / 17	39	9	1212	
23	15B	GOÑI Maria Gabriela	ARG	294 / 23	303 / 27	289 / 20	315 / 29	25	5	1201	
24	16B	MORA Stefania	ECU	298 / 21	290 / 30	275 / 26	332 / 20	27	6	1195	
25	16A	TEJADA Ludys	DOM	275 / 27	303 / 28	274 / 27	337 / 16	31	4	1189	
26	14B	RUIZ NEGRON Nadya	PUR	274 / 28	307 / 23	282 / 24	323 / 25	27	4	1186	
27	11B	BURGOS Liliana	CHI	285 / 26	314 / 18	258 / 30	322 / 26	30	4	1179	
28	6A	PEREZ Yaremis	CUB	286 / 25	304 / 25	261 / 29	325 / 23	35	14	1176	
29	1A	DUEÑAS Claudia	ESA	256 / 31	284 / 31	291 / 19	322 / 27	21	5	1153	
30	3A	ESCALANTE Norma	ESA	274 / 29	305 / 24	262 / 28	311 / 31	27	6	1152	
31	2A	LANDAVERDE Claudia	ESA	270 / 30	280 / 32	246 / 32	315 / 28	19	6	1111	
32	12B	MAGRAS Judith	BAR	253 / 32	294 / 29	249 / 31	295 / 32	17	3	1091	

Result Brackets

Resultados de las series / Resultados - Chaves

World Record 12 Arrows:	118 SONG Mi-Jin	KOR	Cheongju (KOR)	13 AUG 2001
Pan American Games Record 12 Arrows:	111 NICHOLS Jennifer	USA	Rio de Janeiro (BRA)	26 JUL 2007

G R	RR	Rank / Score	Back No	Name	NOC Code	1/16 Elimin. Round	1/8 Elimin. Round	Quarterfinals
	1/	1335	1	NICHOLS Jennifer	USA	111	PR	NICHOLS J
	32/	1091	32	MAGRAS Judith	BAR	73		111
	17/	1245	17	CHACON Vanessa	VEN	98		van LAMOEN D
	16/	1250	16	van LAMOEN Denisse	CHI	104		97
	9/	1287	9	NILES Kristen	CAN	96 T8;7		NILES K
	24/	1195	24	MORA Stefania	ECU	96 T8;6		99
	25/	1189	25	TEJADA Ludys	DOM	98		PAGAN L
	8/	1289	8	PAGAN Larissa	CUB	108		110
	5/	1298	5	SCAVOTTO Karen	USA	110		SCAVOTTO K
	28/	1176	28	PEREZ Yaremis	CUB	101		104
	21/	1222	21	RUOCCO Petra	BRA	106		RUOCCO P
	12/	1280	12	VRAKING Kateri	CAN	105		105
	13/	1276	13	LEONI Lisbeth	VEN	106		LEONI L
	20/	1227	20	NIKITIN Sarah	BRA	94		99
	29/	1153	29	DUEÑAS Claudia	ESA	89		RENDON AM
	4/	1301	4	RENDON Ana Maria	COL	100		103
	3/	1311	3	BRITO Leidys	VEN	103		BRITO L
	30/	1152	30	ESCALANTE Norma	ESA	89		107
	19/	1228	19	JONES Angela	BAR	97		SARDUY M
	14/	1270	14	SARDUY Maydenia	CUB	103		110
	11/	1284	11	ROMAN Aida	MEX	108		ROMAN A
	22/	1212	22	ROCHA Fatima	BRA	105		103
	27/	1179	27	BURGOS Liliانا	CHI	94		PIAN L
	6/	1296	6	PIAN Lindsay	USA	103		100
	7/	1293	7	BEAUDET Marie-Pier	CAN	104		BEAUDET MP
	26/	1186	26	RUIZ NEGRON Nadya	PUR	101		99
	23/	1201	23	GOÑI Maria Gabriela	ARG	96		SANCHEZ N
	10/	1287	10	SANCHEZ Natalia	COL	103		103
	15/	1261	15	ROMERO Sigrid	COL	99		AVITIA M
	18/	1244	18	AVITIA Mariana	MEX	105		104
	31/	1111	31	LANDAVERDE Claudia	ESA	95		GARCIA JA
	2/	1323	2	GARCIA Janeth Alexandra	MEX	106		107

Legend:

Elimin. Elimination **GR** Group **RR** Ranking Round **Ta;b;c** Tie-break arrows

Result Brackets

Resultados de las series / Resultados - Chaves

World Record 12 Arrows:	118 SONG Mi-Jin	KOR	Cheongju (KOR)	13 AUG 2001
Pan American Games Record 12 Arrows:	111 NICHOLS Jennifer	USA	Rio de Janeiro (BRA)	26 JUL 2007

RR	Rank / Score	Back No	Name	NOC Code	Quarterfinals	Semifinals	Finals
1/	1335	1	NICHOLS Jennifer	USA	103		
8/	1289	8	PAGAN Larissa	CUB	99		
21/	1222	21	RUOCCO Petra	BRA	102		
4/	1301	4	RENDON Ana Maria	COL	104		
14/	1270	14	SARDUY Maydenia	CUB	101		
11/	1284	11	ROMAN Aida	MEX	104		
10/	1287	10	SANCHEZ Natalia	COL	110		
2/	1323	2	GARCIA Janeth Alexandra	MEX	101		

NICHOLS J 106		NICHOLS J 107		GOLD
RENDON AM 98		NICHOLS J 107		
ROMAN A 107		ROMAN A 103		BRONZE
SANCHEZ N 102		RENDON AM 108		
		SANCHEZ N 105		RENDON AM

Legend:

RR Ranking Round

Results Summary

Resumen de resultados / Resumo dos Resultados

As of 26 JUL 2007

Rk	Name	NOC Code	RR Score / Rank	Rounds					
				1/16	1/8	1/4	1/2	Finals	
1	NICHOLS Jennifer	USA	1335 / 1	111	PR	111	103	106	107
2	ROMAN Aida	MEX	1284 / 11	108		103	104	107	103
3	RENDON Ana Maria	COL	1301 / 4	100		103	104	98	108
4	SANCHEZ Natalia	COL	1287 / 10	103		103	110	102	105
5	RUOCCO Petra	BRA	1222 / 21	106		105	102		
6	GARCIA Janeth Alexandra	MEX	1323 / 2	106		107	101		
6	SARDUY Maydenia	CUB	1270 / 14	103		110	101		
8	PAGAN Larissa	CUB	1289 / 8	108		110	99		
9	BRITO Leidys	VEN	1311 / 3	103		107			
10	AVITIA Mariana	MEX	1244 / 18	105		104			
10	SCAVOTTO Karen	USA	1298 / 5	110		104			
12	PIAN Lindsay	USA	1296 / 6	103		100			
13	BEAUDET Marie-Pier	CAN	1293 / 7	104		99			
13	LEONI Lisbeth	VEN	1276 / 13	106		99			
13	NILES Kristen	CAN	1287 / 9	96		99			
16	van LAMOEN Denisse	CHI	1250 / 16	104		97			
17	ROCHA Fatima	BRA	1212 / 22	105					
17	VRAKING Kateri	CAN	1280 / 12	105					
19	PEREZ Yaremis	CUB	1176 / 28	101					
19	RUIZ NEGRON Nadya	PUR	1186 / 26	101					
21	ROMERO Sigrid	COL	1261 / 15	99					
22	CHACON Vanessa	VEN	1245 / 17	98					
22	TEJADA Ludys	DOM	1189 / 25	98					
24	JONES Angela	BAR	1228 / 19	97					
25	GOÑI Maria Gabriela	ARG	1201 / 23	96					
25	MORA Stefania	ECU	1195 / 24	96					
27	LANDAVERDE Claudia	ESA	1111 / 31	95					
28	BURGOS Liliana	CHI	1179 / 27	94					
28	NIKITIN Sarah	BRA	1227 / 20	94					
30	DUEÑAS Claudia	ESA	1153 / 29	89					
30	ESCALANTE Norma	ESA	1152 / 30	89					
32	MAGRAS Judith	BAR	1091 / 32	73					

Legend:

Rk Rank RR Ranking Round

Results Summary Arrow by Arrow

Resumen de resultados flecha por flecha / Resumo dos Resultados Flecha por Flecha

World Record 12 Arrows:	118 SONG Mi-Jin	KOR	Cheongju (KOR)	13 AUG 2001
Pan American Games Record 12 Arrows:	111 NICHOLS Jennifer	USA	Rio de Janeiro (BRA)	26 JUL 2007

Group	Back No.	Name	NOC Code	Arrows						Total Score	
				1	2	3	4	5	6		
				7	8	9	10	11	12		
	4	RENDON Ana Maria	COL	9	10	9	8	9	10		
				8	8	8	10	9	10		108
	10	SANCHEZ Natalia	COL	10	9	8	8	9	10		
				9	9	6	8	10	9		105
	1	NICHOLS Jennifer	USA	9	7	9	9	8	10		
				8	9	8	10	10	10		107
	11	ROMAN Aida	MEX	8	7	9	10	8	10		
				9	9	9	10	8	6		103

Records

Récordes / Recordes

CORRECTED

As of 29 JUL 2007

Men's Individual-World Records

Record Description	Score	Name	NOC Code	Location	Date
144 Arrows Qualification Round	1379	OH Kyo-Moon	KOR	Wonhu (KOR)	1 NOV 2000
72 Arrows Qualification Round	687	IM Dong Hyun	KOR	Athens (GRE)	12 AUG 2004
90m Qualification Round	337	JANG Yong-Ho	KOR	New York (USA)	16 JUL 2003
70m Qualification Round	349	KIM Jae Hyung	KOR	Yecheon (KOR)	24 OCT 2006
50m Qualification Round	351	KIM Kyung-Ho	KOR	Wonju (KOR)	1 SEP 1997
30m Qualification Round	360(17)	KYE Dong-Hyun	KOR	Cheongju (KOR)	1 SEP 2002
12 Arrows Match	120	CHOI Won Jong	KOR	Ulsan (KOR)	18 OCT 2005

Men's Individual-Pan American Games Records

Record Description	Score	Name	NOC Code	Location	Date
144 Arrows Qualification Round	1331	VELEZ Eduardo	MEX	Rio de Janeiro (BRA)	24 JUL 2007
90m Qualification Round	320	ELLISON Brady	USA	Rio de Janeiro (BRA)	24 JUL 2007
70m Qualification Round	338	McKINNEY Richard	USA	Indianapolis (USA)	1 AUG 1987
50m Qualification Round	345	McKINNEY Richard	USA	Indianapolis (USA)	1 AUG 1987
30m Qualification Round	354	WUNDERLE Victor	USA	Mar del Plata (ARG)	15 MAR 1995
12 Arrows Match	116	LYON Jason	CAN	Rio de Janeiro (BRA)	27 JUL 2007

Men's Team-World Records

Record Description	Score	Name	NOC Code	Location	Date
432 Arrows Qualification Round	4074	KOREA JANG Yong-Ho CHOI Young-Kwang IM Dong Hyun	KOR	New York (USA)	16 JUL 2003
216 Arrows Qualification Round	2031	KOREA JANG Yong-Ho KIM Bo-Ram OH Kyo-Moon	KOR	Atlanta (USA)	1 JUL 1996
24 Arrows Match	231	KOREA LEE Chang Hwan KIM Yeon Chul IM Dong Hyun	KOR	Leipzig (GER)	13 JUL 2007

Men's Team-Pan American Games Records

Record Description	Score	Name	NOC Code	Location	Date
432 Arrows Qualification Round	3950	UNITED STATES ELLISON Brady JOHNSON Butch WUNDERLE Victor	USA	Rio de Janeiro (BRA)	24 JUL 2007
24 Arrows Match	224	CANADA DUENAS Crispin LYON Jason MACDONALD Hugh	CAN	Rio de Janeiro (BRA)	28 JUL 2007

Note:

Number of Xs in brackets is included if a perfect score has been achieved

Records Broken

Quiebra de récords / Recordes Quebrados

As of 28 JUL 2007

Men's Individual - Pan American Games Records

Record Description	Record Score old / new	Name	NOC Code	Date
144 Arrows Qualification Round	1323 / 1331	VELEZ Eduardo	MEX	24 JUL 2007
90m Qualification Round	313 / 320	ELLISON Brady	USA	24 JUL 2007
12 Arrows Match	112 / 114	LYON Jason	CAN	27 JUL 2007
12 Arrows Match	112 / 114	TORRES Diego	COL	27 JUL 2007
12 Arrows Match	114 / 115	LYON Jason	CAN	27 JUL 2007
12 Arrows Match	114 / 115	PUENTES Adrian	CUB	27 JUL 2007
12 Arrows Match	115 / 116	LYON Jason	CAN	27 JUL 2007

Men's Team - Pan American Games Records

Record Description	Record Score old / new	NOC	NOC Code	Date
432 Arrows Qualification Round	3948 / 3950	UNITED STATES WUNDERLE Vic JOHNSON Butch ELLISON Brady	USA	24 JUL 2007
24 Arrows Match	211 / 224	CANADA LYON Jason MACDONALD Hugh DUENAS Crispin	CAN	28 JUL 2007

Records

Récordes / Recordes

CORRECTED

As of 29 JUL 2007

Women's Individual-World Records

Record Description	Score	Name	NOC Code	Location	Date
144 Arrows Qualification Round	1405	PARK Sung Hyun	KOR	Cheongju (KOR)	10 OCT 2004
72 Arrows Qualification Round	682	PARK Sung Hyun	KOR	Athens (GRE)	12 AUG 2004
70m Qualification Round	351	PARK Sung Hyun	KOR	Cheongju (KOR)	9 OCT 2004
60m Qualification Round	351	KIM Yu-Mi	KOR	Cheongju (KOR)	26 AUG 2004
50m Qualification Round	350	PARK Sung-Hyun	KOR	Yecheon (KOR)	12 MAR 2003
30m Qualification Round	360(15)	YUN Mi-Jin	KOR	Yecheon (KOR)	27 OCT 2004
12 Arrows Match	118	SONG Mi-Jin	KOR	Cheongju (KOR)	13 AUG 2001

Women's Individual-Pan American Games Records

Record Description	Score	Name	NOC Code	Location	Date
144 Arrows Qualification Round	1335	NICHOLS Jennifer	USA	Rio de Janeiro (BRA)	24 JUL 2007
70m Qualification Round	332	NICHOLS Jennifer	USA	Santiago de Cuba (CUB)	1 AUG 1991
60m Qualification Round	338	NICHOLS Jennifer	USA	Rio de Janeiro (BRA)	24 JUL 2007
50m Qualification Round	327	REYES Erika	MEX	Winnipeg (CAN)	1 AUG 1999
30m Qualification Round	354	PARKER Denise	USA	Santiago de Cuba (CUB)	1 AUG 1991
12 Arrows Match	111	NICHOLS Jennifer	USA	Rio de Janeiro (BRA)	26 JUL 2007

Women's Team-World Records

Record Description	Score	Name	NOC Code	Location	Date
432 Arrows Qualification Round	4129	KOREA PARK Sung-Hyun YUN Mi-Jin YUN Ok Hee	KOR	New Delhi (IND)	10 NOV 2005
216 Arrows Qualification Round	2030	KOREA PARK Sung Hyun LEE Sung Jin YUN Mi-Jin	KOR	Athens (GRE)	12 AUG 2004
24 Arrows Match	226	KOREA KIM Yu-Mi LEE Sung Jin LEE Tuk Young	KOR	Antalya (TUR)	9 JUN 2006

Women's Team-Pan American Games Records

Record Description	Score	Name	NOC Code	Location	Date
432 Arrows Qualification Round	3929	UNITED STATES NICHOLS Jennifer PIAN Lindsay SCAVOTTO Karen	USA	Rio de Janeiro (BRA)	24 JUL 2007
24 Arrows Match	213	MEXICO ROMAN Aida AVITIA Mariana GARCIA Janeth Alexandra	MEX	Rio de Janeiro (BRA)	28 JUL 2007

Note:

Number of Xs in brackets is included if a perfect score has been achieved

Records Broken

Quiebra de récords / Recordes Quebrados

CORRECTED

As of 29 JUL 2007

Women's Individual - Pan American Games Records

Record Description	Record Score old / new	Name	NOC Code	Date
144 Arrows Qualification Round	1328 / 1335	NICHOLS Jennifer	USA	24 JUL 2007
60m Qualification Round	333 / 338	NICHOLS Jennifer	USA	24 JUL 2007
12 Arrows Match	110 / 111	NICHOLS Jennifer	USA	26 JUL 2007

Women's Team - Pan American Games Records

Record Description	Record Score old / new	Name	NOC Code	Date
432 Arrows Qualification Round	3826 / 3929	UNITED STATES PIAN Lindsay SCAVOTTO Karen NICHOLS Jennifer	USA	24 JUL 2007
24 Arrows Match	/ 213	MEXICO GARCIA Janeth Alexandra ROMAN Aida AVITIA Mariana	MEX	28 JUL 2007

Medallists by Event

Medallistas por evento / Medalhistas por Evento

As of 28 JUL 2007

AFTER 4 OF 4 EVENTS

Event Name	Date	Medal	Name	NOC Code
Women's Individual	THU 26 JUL	GOLD	NICHOLS Jennifer	USA
		SILVER	ROMAN Aida	MEX
		BRONZE	RENDON Ana Maria	COL
Men's Individual	FRI 27 JUL	GOLD	PUENTES Adrian	CUB
		SILVER	STEVENS Juan Carlos	CUB
		BRONZE	WUNDERLE Vic	USA
Women's Team	SAT 28 JUL	GOLD	RENDON Ana Maria ROMERO Sigrid SANCHEZ Natalia	COL
		SILVER	BEAUDET Marie-Pier NILES Kristen VRAKKING Kateri	CAN
		BRONZE	NICHOLS Jennifer PIAN Lindsay SCAVOTTO Karen	USA
Men's Team	SAT 28 JUL	GOLD	ELLISON Brady JOHNSON Butch WUNDERLE Vic	USA
		SILVER	DUENAS Crispin LYON Jason MACDONALD Hugh	CAN
		BRONZE	CHAPOY Jorge SERRANO Juan Rene VELEZ Eduardo	MEX

Medal Standings

Posiciones de medallas / Posições das Medalhas

As of 28 JUL 2007

AFTER 4 OF 4 EVENTS

Rank	NOC	Men				Women				Total				Rank By Total
		G	S	B	Tot	G	S	B	Tot	G	S	B	Tot	
1	USA - United States	1		1	2	1		1	2	2		2	4	1
2	CUB - Cuba	1	1		2					1	1		2	=2
3	COL - Colombia					1		1	2	1		1	2	=2
4	CAN - Canada		1		1		1		1		2		2	=2
5	MEX - Mexico			1	1		1		1		1	1	2	=2
Total:		2	2	2	6	2	2	2	6	4	4	4	12	

Legend:

= Equal sign indicates that two or more NOCs share the same rank by total

Tot Total

B Bronze

G Gold

Atletismo
Atletismo
Athletics





João Havelange Stadium
Estádio João Havelange
Estádio João Havelange

24 JUL 2007
19:20

Athletics
Atletismo / Atletismo

Men's 100m
100m Hombres / 100m Masculino

Final
Final / Final

Results

Resultados / Resultados

WORLD RECORD	9.77 POWELL Asafa	JAM Athens (GRE)	14 JUN 2005
PAN AMERICAN GAMES RECORD	10.06 PEÑALVER Leandro	CUB Caracas (VEN)	24 AUG 1983

Wind: +1.0 m/s

Rk	Bib	Name	NOC Code	Date of Birth	Lane	Reaction	Fn	Result
1	4	MARTINA Churandy	AHO	3 JUL 1984	4	0.194	F1	10.15
2	646	PATTON Darvis Doc	USA	4 DEC 1977	5	0.144		10.17
3	9	CHRISTIAN Brendan	ANT	11 DEC 1983	6	0.174		10.26
4	313	VIZCAINO Jenris	CUB	16 MAY 1980	2	0.205		10.31
5	567	COLLINS Kim	SKN	5 APR 1976	7	0.161		10.31
6	650	SAMUELS James	USA	20 MAY 1987	3	0.200		10.33
7	117	LENILSON Vicente	BRA	6 APR 1977	1	0.190		10.37
8	191	HENRY Anson	CAN	9 MAR 1979	8	0.215		10.38

Legend:

Fn False start **Rk** Rank

Results

Resultados / Resultados

WORLD RECORD	9.77 POWELL Asafa	JAM Athens (GRE)	14 JUN 2005
PAN AMERICAN GAMES RECORD	10.06 PEÑALVER Leandro	CUB Caracas (VEN)	24 AUG 1983

Wind: +0.1 m/s

Rk	Bib	Name	NOC Code	Date of Birth	Lane	Reaction	Fn	Result
1	4	MARTINA Churandy	AHO	3 JUL 1984	4	0.151		10.06 Q =PR
2	650	SAMUELS James	USA	20 MAY 1987	6	0.189		10.31 Q
3	567	COLLINS Kim	SKN	5 APR 1976	3	0.153		10.32 Q
4	191	HENRY Anson	CAN	9 MAR 1979	7	0.150		10.32 Q
5	586	BLEDMAN Keston	TRI	8 MAR 1988	5	0.154		10.34
6	126	RIBEIRO Rafael	BRA	23 JUN 1986	8	0.150		10.39
7	364	NAZARENO Franklin	ECU	24 APR 1987	2	0.144		10.44
	7	BAILEY Daniel E.	ANT	9 SEP 1986	1		F1	DNF

Qualification: First 4 in each heat (Q) advance to the Final

Legend:

=PR	Equal Pan American Games Record	Fn	False start	Q	Qualified by place
Rk	Rank	DNF	Did not Finish		



Results

Resultados / Resultados

WORLD RECORD	9.77 POWELL Asafa	JAM Athens (GRE)	14 JUN 2005
PAN AMERICAN GAMES RECORD	10.06 PEÑALVER Leandro	CUB Caracas (VEN)	24 AUG 1983

Wind: -0.5 m/s

Rk	Bib	Name	NOC Code	Date of Birth	Lane	Reaction	Fn	Result
1	646	PATTON Darvis Doc	USA	4 DEC 1977	4	0.134		10.21 Q
2	9	CHRISTIAN Brendan	ANT	11 DEC 1983	5	0.159		10.24 Q SB
3	313	VIZCAINO Jenris	CUB	16 MAY 1980	3	0.185		10.30 Q
4	117	LENILSON Vicente	BRA	6 APR 1977	6	0.163		10.31 Q
5	568	DELANEY Delwayne	SKN	4 AUG 1982	7	0.160		10.42
6	227	BECERRA Kael	CHI	3 NOV 1985	2	0.174		10.43
7	424	PALACIOS Rolando	HON	3 MAY 1987	1	0.191	F1	10.48
8	439	BROWN Xavier	JAM	21 FEB 1983	8	0.154		10.61

Qualification: First 4 in each heat (Q) advance to the Final

Legend:

Fn False start **Q** Qualified by place **Rk** Rank **SB** Season Best

Results Summary

Resumen de resultados / Resumo dos Resultados

WORLD RECORD	9.77 POWELL Asafa	JAM Athens (GRE)	14 JUN 2005
PAN AMERICAN GAMES RECORD	10.06 PEÑALVER Leandro	CUB Caracas (VEN)	24 AUG 1983

Rank	Bib	Name	NOC Code	Heat	Lane	Position	Wind	Time		
1	4	MARTINA Churandy	AHO	1	4	1	+0.1	10.06	Q	=PR
2	646	PATTON Darvis Doc	USA	2	4	1	-0.5	10.21	Q	
3	9	CHRISTIAN Brendan	ANT	2	5	2	-0.5	10.24	Q	SB
4	313	VIZCAINO Jenris	CUB	2	3	3	-0.5	10.30	Q	
5	117	LENILSON Vicente	BRA	2	6	4	-0.5	10.31	Q	
5	650	SAMUELS James	USA	1	6	2	+0.1	10.31	Q	
7	567	COLLINS Kim	SKN	1	3	3	+0.1	10.32	Q	
7	191	HENRY Anson	CAN	1	7	4	+0.1	10.32	Q	
9	586	BLEDMAN Keston	TRI	1	5	5	+0.1	10.34		
10	126	RIBEIRO Rafael	BRA	1	8	6	+0.1	10.39		
11	568	DELANEY Delwayne	SKN	2	7	5	-0.5	10.42		
12	227	BECERRA Kael	CHI	2	2	6	-0.5	10.43		
13	364	NAZARENO Franklin	ECU	1	2	7	+0.1	10.44		
14	424	PALACIOS Rolando	HON	2	1	7	-0.5	10.48		
15	439	BROWN Xavier	JAM	2	8	8	-0.5	10.61		
	7	BAILEY Daniel E.	ANT	1	1				DNF	

Qualification: First 4 in each heat (Q) advance to the Final

Note:
These athletes are sorted on performance

Legend:
=PR Equal Pan American Games Record DNF Did not Finish Q Qualified by place SB Season Best

Results

Resultados / Resultados

WORLD RECORD	9.77 POWELL Asafa	JAM Athens (GRE)	14 JUN 2005
PAN AMERICAN GAMES RECORD	10.06 PEÑALVER Leandro	CUB Caracas (VEN)	24 AUG 1983

Wind: +1.6 m/s

Rk	Bib	Name	NOC Code	Date of Birth	Lane	Reaction	Fn	Result
1	4	MARTINA Churandy	AHO	3 JUL 1984	4	0.208		10.15 Q
2	313	VIZCAINO Jenris	CUB	16 MAY 1980	2	0.196		10.18 Q SB
3	567	COLLINS Kim	SKN	5 APR 1976	6	0.210		10.30 Q SB
4	126	RIBEIRO Rafael	BRA	23 JUN 1986	1	0.224	F1	10.39
5	439	BROWN Xavier	JAM	21 FEB 1983	8	0.143		10.50
6	46	GRIFFITH Adrian	BAH	11 NOV 1984	3	0.146		10.56
	531	LOPEZ MOREIRA Nicolas	PAR	26 MAR 1986	7	0.168		42.08
	193	LEBLANC Michael	CAN	25 FEB 1987	5			DNS

Qualification: First 3 in each heat (Q) and the next 4 fastest (q) advance to the Semifinal

Legend:

DNS	Did not Start	Fn	False start	Q	Qualified by place	Rk	Rank
SB	Season Best						



João Havelange Stadium
Estádio João Havelange
Estádio João Havelange

23 JUL 2007
16:20

Athletics
Atletismo / Atletismo

Men's 100m
100m Hombres / 100m Masculino

1st Round Heat 2/4
Ronda 1 Serie 2/4 / Rodada 1 Eliminatória 2/4

Results

Resultados / Resultados

WORLD RECORD	9.77 POWELL Asafa	JAM Athens (GRE)	14 JUN 2005
PAN AMERICAN GAMES RECORD	10.06 PEÑALVER Leandro	CUB Caracas (VEN)	24 AUG 1983

Wind: +0.6 m/s

Rk	Bib	Name	NOC Code	Date of Birth	Lane	Reaction	Fn	Result
1	9	CHRISTIAN Brendan	ANT	11 DEC 1983	3	0.148		10.34 Q
2	191	HENRY Anson	CAN	9 MAR 1979	8	0.203		10.37 Q
3	650	SAMUELS James	USA	20 MAY 1987	5	0.235		10.41 Q
4	293	FRIAS Yoan	CUB	4 JUL 1986	7	0.233		10.56 SB
5	348	BAEZ VICIOSO Yoel	DOM	3 DEC 1978	6	0.220		10.99
6	25	GARAVENTA Jose	ARG	16 DEC 1983	2	0.188		11.09
7	598	THOMPSON Richard	TRI	7 JUN 1985	4	0.138		12.06

Qualification: First 3 in each heat (Q) and the next 4 fastest (q) advance to the Semifinal

Legend:

Fn False start **Q** Qualified by place **Rk** Rank **SB** Season Best



João Havelange Stadium
Estádio João Havelange
Estádio João Havelange

23 JUL 2007
16:25

Athletics
Atletismo / Atletismo

Men's 100m
100m Hombres / 100m Masculino

1st Round Heat 3/4
Ronda 1 Serie 3/4 / Rodada 1 Eliminatória 3/4

Results

Resultados / Resultados

WORLD RECORD	9.77 POWELL Asafa	JAM Athens (GRE)	14 JUN 2005
PAN AMERICAN GAMES RECORD	10.06 PEÑALVER Leandro	CUB Caracas (VEN)	24 AUG 1983

Wind: +0.9 m/s

Rk	Bib	Name	NOC Code	Date of Birth	Lane	Reaction	Fn	Result
1	646	PATTON Darvis Doc	USA	4 DEC 1977	4	0.155		10.35 Q
2	364	NAZARENO Franklin	ECU	24 APR 1987	5	0.142		10.39 Q
3	568	DELANEY Delwayne	SKN	4 AUG 1982	3	0.202		10.47 Q
4	3	MARIANO Brian	AHO	22 JAN 1985	6	0.224		10.56
5	87	JONES Lionel	BIZ	15 AUG 1977	8	0.169		10.94
6	582	THEMEN Jurgen	SUR	26 OCT 1985	7	0.196		11.13
	221	STREETE-THOMPSON Kareem	CAY	30 MAR 1973	2			DNS

Qualification: First 3 in each heat (Q) and the next 4 fastest (q) advance to the Semifinal

Legend:

DNS Did not Start **Fn** False start **Q** Qualified by place **Rk** Rank



Results

Resultados / Resultados

WORLD RECORD	9.77 POWELL Asafa	JAM Athens (GRE)	14 JUN 2005
PAN AMERICAN GAMES RECORD	10.06 PEÑALVER Leandro	CUB Caracas (VEN)	24 AUG 1983

Wind: +1.5 m/s

Rk	Bib	Name	NOC Code	Date of Birth	Lane	Reaction	Fn	Result
1	586	BLEDMAN Keston	TRI	8 MAR 1988	7	0.200		10.19 Q
2	117	LENILSON Vicente	BRA	6 APR 1977	4	0.168		10.23 Q
3	227	BECERRA Kael	CHI	3 NOV 1985	3	0.132		10.32 Q
4	424	PALACIOS Rolando	HON	3 MAY 1987	6	0.166		10.38 q PB
5	7	BAILEY Daniel E.	ANT	9 SEP 1986	5	0.179		10.46 q
6	401	SOLORZANO Jorge Luis	GUA	17 APR 1984	2	0.199		10.63
7	447	LIVERMORE Jason	JAM	25 APR 1988	8	0.192		10.86

Qualification: First 3 in each heat (Q) and the next 4 fastest (q) advance to the Semifinal

Legend:

Fn	False start	PB	Personal Best	Q	Qualified by place	q	Qualified by result
Rk	Rank						

Results Summary

Resumen de resultados / Resumo dos Resultados

WORLD RECORD	9.77 POWELL Asafa	JAM Athens (GRE)	14 JUN 2005
PAN AMERICAN GAMES RECORD	10.06 PEÑALVER Leandro	CUB Caracas (VEN)	24 AUG 1983

Rank	Bib	Name	NOC Code	Heat	Lane	Position	Wind	Time	
1	4	MARTINA Churandy	AHO	1	4	1	+1.6	10.15	Q
2	313	VIZCAINO Jenris	CUB	1	2	2	+1.6	10.18	Q SB
3	586	BLEDMAN Keston	TRI	4	7	1	+1.5	10.19	Q
4	117	LENILSON Vicente	BRA	4	4	2	+1.5	10.23	Q
5	567	COLLINS Kim	SKN	1	6	3	+1.6	10.30	Q SB
6	227	BECERRA Kael	CHI	4	3	3	+1.5	10.32	Q
7	9	CHRISTIAN Brendan	ANT	2	3	1	+0.6	10.34	Q
8	646	PATTON Darvis Doc	USA	3	4	1	+0.9	10.35	Q
9	191	HENRY Anson	CAN	2	8	2	+0.6	10.37	Q
10	424	PALACIOS Rolando	HON	4	6	4	+1.5	10.38	q PB
11	364	NAZARENO Franklin	ECU	3	5	2	+0.9	10.39	Q
11	126	RIBEIRO Rafael	BRA	1	1	4	+1.6	10.39	q
13	650	SAMUELS James	USA	2	5	3	+0.6	10.41	Q
14	7	BAILEY Daniel E.	ANT	4	5	5	+1.5	10.46	q
15	568	DELANEY Delwayne	SKN	3	3	3	+0.9	10.47	Q
16	439	BROWN Xavier	JAM	1	8	5	+1.6	10.50	q
17	293	FRIAS Yoan	CUB	2	7	4	+0.6	10.56	SB
17	46	GRIFFITH Adrian	BAH	1	3	6	+1.6	10.56	
17	3	MARIANO Brian	AHO	3	6	4	+0.9	10.56	
20	401	SOLORZANO Jorge Luis	GUA	4	2	6	+1.5	10.63	
21	447	LIVERMORE Jason	JAM	4	8	7	+1.5	10.86	
22	87	JONES Lionel	BIZ	3	8	5	+0.9	10.94	
23	348	BAEZ VICIOSO Yoel	DOM	2	6	5	+0.6	10.99	
24	25	GARAVENTA Jose	ARG	2	2	6	+0.6	11.09	
25	582	THEMEN Jurgen	SUR	3	7	6	+0.9	11.13	
26	598	THOMPSON Richard	TRI	2	4	7	+0.6	12.06	
27	531	LOPEZ MOREIRA Nicolas	PAR	1	7		+1.6	42.08	
	193	LEBLANC Michael	CAN	1	5			DNS	
	221	STREETE-THOMPSON Kareem	CAY	3	2			DNS	

Qualification: First 3 in each heat (Q) and the next 4 fastest (q) advance to the Semifinal

Note:
These athletes are sorted on performance

Legend:
DNS Did not Start **PB** Personal Best **q** Qualified by result **Q** Qualified by place
SB Season Best

Results Progression

Progresión de los Resultados / Progressão dos Resultados

WORLD RECORD	9.77 POWELL Asafa	JAM Athens (GRE)	14 JUN 2005
PAN AMERICAN GAMES RECORD	10.06 PEÑALVER Leandro	CUB Caracas (VEN)	24 AUG 1983

Rk	Bib	Name	NOC Code	Date of Birth	Phase	Lane	Pos	Wind	Time
1	4	MARTINA Churandy	AHO	3 JUL 1984	Final	4	1	+1.0	10.15
					Semifinal 1/2	4	1	+0.1	10.06 Q =PR
					1st Round 1/4	4	1	+1.6	10.15 Q
2	646	PATTON Darvis Doc	USA	4 DEC 1977	Final	5	2	+1.0	10.17
					Semifinal 2/2	4	1	-0.5	10.21 Q
					1st Round 3/4	4	1	+0.9	10.35 Q
3	9	CHRISTIAN Brendan	ANT	11 DEC 1983	Final	6	3	+1.0	10.26
					Semifinal 2/2	5	2	-0.5	10.24 Q SB
					1st Round 2/4	3	1	+0.6	10.34 Q
4	567	COLLINS Kim	SKN	5 APR 1976	Final	7	5	+1.0	10.31
					Semifinal 1/2	3	3	+0.1	10.32 Q
					1st Round 1/4	6	3	+1.6	10.30 Q SB
4	313	VIZCAINO Jenris	CUB	16 MAY 1980	Final	2	4	+1.0	10.31
					Semifinal 2/2	3	3	-0.5	10.30 Q
					1st Round 1/4	2	2	+1.6	10.18 Q SB
6	650	SAMUELS James	USA	20 MAY 1987	Final	3	6	+1.0	10.33
					Semifinal 1/2	6	2	+0.1	10.31 Q
					1st Round 2/4	5	3	+0.6	10.41 Q
7	117	LENILSON Vicente	BRA	6 APR 1977	Final	1	7	+1.0	10.37
					Semifinal 2/2	6	4	-0.5	10.31 Q
					1st Round 4/4	4	2	+1.5	10.23 Q
8	191	HENRY Anson	CAN	9 MAR 1979	Final	8	8	+1.0	10.38
					Semifinal 1/2	7	4	+0.1	10.32 Q
					1st Round 2/4	8	2	+0.6	10.37 Q

Legend:

=PR	Equal Pan American Games Record	Pos	Position	Q	Qualified by place	Rk	Rank
SB	Season Best						

Results

Resultados / Resultados

WORLD RECORD	19.32 JOHNSON Michael	USA ATLANTA (USA)	1 AUG 1996
PAN AMERICAN GAMES RECORD	19.86 QUARRIE Donald	JAM Cali (COL)	3 AUG 1971

Wind: +0.8 m/s

Rk	Bib	Name	NOC Code	Date of Birth	Lane	Reaction	Fn	Result
1	9	CHRISTIAN Brendan	ANT	11 DEC 1983	6	0.157		20.37
2	437	ANDERSON Marvin	JAM	12 MAY 1982	5	0.168		20.38
3	659	WILLIAMS Rubin	USA	9 JUL 1983	4	0.149		20.57
4	47	MATHEAU Michael	BAH	24 JUN 1984	7	0.181		20.89
5	589	CALLENDER Emmanuel	TRI	10 MAY 1984	2	0.177		21.03
	298	HERRERA Michael	CUB	5 JUN 1985	1			DNF
	143	VIANA Sandro	BRA	23 JUN 1977	8	0.110		DQ R 163.3
	658	VADEN Jordan	USA	16 SEP 1976	3			DNS

Note:
IAAF Rule 163.3 - Leaving the lane

Legend:
DNF Did not Finish **DNS** Did not Start
R IAAF rule **Rk** Rank **DQ** Disqualified **Fn** False start



João Havelange Stadium
Estádio João Havelange
Estádio João Havelange

25 JUL 2007
18:00

Athletics
Atletismo / Atletismo

Men's 200m
200m Hombres / 200m Masculino

Semifinal 1/2
Semifinal 1/2 / Semifinal 1/2

Results

Resultados / Resultados

WORLD RECORD	19.32 JOHNSON Michael	USA	ATLANTA (USA)	1 AUG 1996
PAN AMERICAN GAMES RECORD	19.86 QUARRIE Donald	JAM	Cali (COL)	3 AUG 1971

Wind: +0.7 m/s

Rk	Bib	Name	NOC Code	Date of Birth	Lane	Reaction	Fn	Result	
1	9	CHRISTIAN Brendan	ANT	11 DEC 1983	4	0.224		20.33	Q SB
2	658	VADEN Jordan	USA	16 SEP 1976	5	0.246		20.54	Q
3	298	HERRERA Michael	CUB	5 JUN 1985	7	0.268		20.74	Q
4	143	VIANA Sandro	BRA	23 JUN 1977	3	0.245	F1	20.82	Q
5	189	CONNAUGHTON Jared	CAN	1 JAN 1980	2	0.183		20.85	
6	255	GRUESO Daniel Alfonso	COL	30 JUL 1985	6	0.213		20.96	
7	215	CUFFY Tyrell	CAY	6 SEP 1988	1	0.170		21.20	
8	50	MITCHELL Jacobi Jacoda	BAH	4 JAN 1986	8	0.259		21.79	

Qualification: First 4 in each heat (Q) advance to the Final

Legend:

Fn False start **Q** Qualified by place **Rk** Rank **SB** Season Best



Results

Resultados / Resultados

WORLD RECORD	19.32 JOHNSON Michael	USA	ATLANTA (USA)	1 AUG 1996
PAN AMERICAN GAMES RECORD	19.86 QUARRIE Donald	JAM	Cali (COL)	3 AUG 1971

Wind: +0.1 m/s

Rk	Bib	Name	NOC Code	Date of Birth	Lane	Reaction	Fn	Result
1	437	ANDERSON Marvin	JAM	12 MAY 1982	3	0.193		20.35 Q
2	659	WILLIAMS Rubin	USA	9 JUL 1983	4	0.230		20.66 Q
3	47	MATHEAU Michael	BAH	24 JUN 1984	6	0.282		20.80 Q PB
4	589	CALLENDER Emmanuel	TRI	10 MAY 1984	2	0.188		20.82 Q
5	187	BARNETT Brian	CAN	1 JAN 1980	5	0.223		20.89
6	364	NAZARENO Franklin	ECU	24 APR 1987	7	0.184		21.02
7	71	GITTENS Ramon	BAR	20 JUL 1987	1	0.178		21.21
8	121	MORAIS JUNIOR Basilio	BRA	5 NOV 1982	8	0.251		21.22

Qualification: First 4 in each heat (Q) advance to the Final

Legend:

Fn False start **PB** Personal Best **Q** Qualified by place **Rk** Rank

Results Summary

Resumen de resultados / Resumo dos Resultados

WORLD RECORD	19.32 JOHNSON Michael	USA ATLANTA (USA)	1 AUG 1996
PAN AMERICAN GAMES RECORD	19.86 QUARRIE Donald	JAM Cali (COL)	3 AUG 1971

Rank	Bib	Name	NOC Code	Heat	Lane	Position	Wind	Time		
1	9	CHRISTIAN Brendan	ANT	1	4	1	+0.7	20.33	Q	SB
2	437	ANDERSON Marvin	JAM	2	3	1	+0.1	20.35	Q	
3	658	VADEN Jordan	USA	1	5	2	+0.7	20.54	Q	
4	659	WILLIAMS Rubin	USA	2	4	2	+0.1	20.66	Q	
5	298	HERRERA Michael	CUB	1	7	3	+0.7	20.74	Q	
6	47	MATHEAU Michael	BAH	2	6	3	+0.1	20.80	Q	PB
7	589	CALLENDER Emmanuel	TRI	2	2	4	+0.1	20.82	Q	
7	143	VIANA Sandro	BRA	1	3	4	+0.7	20.82	Q	
9	189	CONNAUGHTON Jared	CAN	1	2	5	+0.7	20.85		
10	187	BARNETT Brian	CAN	2	5	5	+0.1	20.89		
11	255	GRUESO Daniel Alfonso	COL	1	6	6	+0.7	20.96		
12	364	NAZARENO Franklin	ECU	2	7	6	+0.1	21.02		
13	215	CUFFY Tyrell	CAY	1	1	7	+0.7	21.20		
14	71	GITTENS Ramon	BAR	2	1	7	+0.1	21.21		
15	121	MORAIS JUNIOR Basilio	BRA	2	8	8	+0.1	21.22		
16	50	MITCHELL Jacobi Jacoda	BAH	1	8	8	+0.7	21.79		

Qualification: First 4 in each heat (Q) advance to the Final

Note:
These athletes are sorted on performance

Legend:
PB Personal Best **Q** Qualified by place **SB** Season Best



Results

Resultados / Resultados

WORLD RECORD	19.32 JOHNSON Michael	USA	ATLANTA (USA)	1 AUG 1996
PAN AMERICAN GAMES RECORD	19.86 QUARRIE Donald	JAM	Cali (COL)	3 AUG 1971

Wind: +0.5 m/s

Rk	Bib	Name	NOC Code	Date of Birth	Lane	Reaction	Fn	Result	
1	9	CHRISTIAN Brendan	ANT	11 DEC 1983	7	0.244		20.51	Q SB
2	437	ANDERSON Marvin	JAM	12 MAY 1982	5	0.260		20.59	Q
3	189	CONNAUGHTON Jared	CAN	1 JAN 1980	2	0.206		20.90	Q
4	215	CUFFY Tyrell	CAY	6 SEP 1988	8	0.229		21.15	
5	618	VIERA Heber	URU	29 APR 1979	6	0.268		21.29	
6	393	BALTAZAR Edwin Cecilio	GUA	22 NOV 1987	4	0.169		22.66	
	17	ALTAMIRANO Ivan	ARG	26 DEC 1978	3		F1	DNF	

Qualification: First 3 in each heat (Q) and the next 4 fastest (q) advance to the Semifinal

Legend:

DNF	Did not Finish	Fn	False start	Q	Qualified by place	Rk	Rank
SB	Season Best						



João Havelange Stadium
Estádio João Havelange
Estádio João Havelange

25 JUL 2007
16:07

Athletics
Atletismo / Atletismo

Men's 200m
200m Hombres / 200m Masculino

1st Round Heat 2/4
Ronda 1 Serie 2/4 / Rodada 1 Eliminatória 2/4

Results

Resultados / Resultados

WORLD RECORD	19.32 JOHNSON Michael	USA	ATLANTA (USA)	1 AUG 1996
PAN AMERICAN GAMES RECORD	19.86 QUARRIE Donald	JAM	Cali (COL)	3 AUG 1971

Wind: +0.5 m/s

Rk	Bib	Name	NOC Code	Date of Birth	Lane	Reaction	Fn	Result
1	187	BARNETT Brian	CAN	1 JAN 1980	8	0.243		20.75 Q
2	47	MATHEAU Michael	BAH	24 JUN 1984	4	0.198		20.88 Q
3	298	HERRERA Michael	CUB	5 JUN 1985	5	0.248		21.06 Q
4	500	TOLEDO Juan Pedro	MEX	17 JUN 1978	3	0.214		21.24
5	424	PALACIOS Rolando	HON	3 MAY 1987	6	0.287		21.27
6	439	BROWN Xavier	JAM	21 FEB 1983	7	0.246		21.38
7	432	FAHIE Kevin	IVB	29 SEP 1984	2	0.160		22.30

Qualification: First 3 in each heat (Q) and the next 4 fastest (q) advance to the Semifinal

Legend:

Fn False start **Q** Qualified by place **Rk** Rank



Results

Resultados / Resultados

WORLD RECORD	19.32 JOHNSON Michael	USA ATLANTA (USA)	1 AUG 1996
PAN AMERICAN GAMES RECORD	19.86 QUARRIE Donald	JAM Cali (COL)	3 AUG 1971

Wind: +0.4 m/s

Rk	Bib	Name	NOC Code	Date of Birth	Lane	Reaction	Fn	Result
1	659	WILLIAMS Rubin	USA	9 JUL 1983	3	0.206		20.72 Q
2	143	VIANA Sandro	BRA	23 JUN 1977	4	0.200		20.78 Q
3	589	CALLENDER Emmanuel	TRI	10 MAY 1984	7	0.287		20.93 Q
4	364	NAZARENO Franklin	ECU	24 APR 1987	6	0.219	F1	20.96
5	71	GITTENS Ramon	BAR	20 JUL 1987	8	0.153		21.12 SB
6	722	BASCOMBE Courtney	VIN	24 MAY 1985	2	0.183		22.19
	531	LOPEZ MOREIRA Nicolas	PAR	26 MAR 1986	5			DNS

Qualification: First 3 in each heat (Q) and the next 4 fastest (q) advance to the Semifinal

Legend:

DNS	Did not Start	Fn	False start	Q	Qualified by place	Rk	Rank
SB	Season Best						



Results

Resultados / Resultados

WORLD RECORD	19.32 JOHNSON Michael	USA	ATLANTA (USA)	1 AUG 1996
PAN AMERICAN GAMES RECORD	19.86 QUARRIE Donald	JAM	Cali (COL)	3 AUG 1971

Wind: +0.0 m/s

Rk	Bib	Name	NOC Code	Date of Birth	Lane	Reaction	Fn	Result
1	658	VADEN Jordan	USA	16 SEP 1976	4	0.205		20.67 Q
2	255	GRUESO Daniel Alfonso	COL	30 JUL 1985	8	0.225		20.92 Q
3	121	MORAIS JUNIOR Basilio	BRA	5 NOV 1982	5	0.226		21.11 Q
4	50	MITCHELL Jacobi Jacoda	BAH	4 JAN 1986	7	0.160		21.22 q
5	571	MORTON Robert	SKN	6 NOV 1986	6	0.271		21.44
6	348	BAEZ Yoel	DOM	3 DEC 1978	3	0.188		22.19
	582	THEMEN Jurgen	SUR	26 OCT 1985	2			DNF

Qualification: First 3 in each heat (Q) and the next 4 fastest (q) advance to the Semifinal

Legend:

DNF	Did not Finish	Fn	False start	Q	Qualified by place	q	Qualified by result
Rk	Rank						

Results Summary

Resumen de resultados / Resumo dos Resultados

WORLD RECORD	19.32 JOHNSON Michael	USA ATLANTA (USA)	1 AUG 1996
PAN AMERICAN GAMES RECORD	19.86 QUARRIE Donald	JAM Cali (COL)	3 AUG 1971

Rank	Bib	Name	NOC Code	Heat	Lane	Position	Wind	Time		
1	9	CHRISTIAN Brendan	ANT	1	7	1	+0.5	20.51	Q	SB
2	437	ANDERSON Marvin	JAM	1	5	2	+0.5	20.59	Q	
3	658	VADEN Jordan	USA	4	4	1	+0.0	20.67	Q	
4	659	WILLIAMS Rubin	USA	3	3	1	+0.4	20.72	Q	
5	187	BARNETT Brian	CAN	2	8	1	+0.5	20.75	Q	
6	143	VIANA Sandro	BRA	3	4	2	+0.4	20.78	Q	
7	47	MATHEAU Michael	BAH	2	4	2	+0.5	20.88	Q	
8	189	CONNAUGHTON Jared	CAN	1	2	3	+0.5	20.90	Q	
9	255	GRUESO Daniel Alfonso	COL	4	8	2	+0.0	20.92	Q	
10	589	CALLENDER Emmanuel	TRI	3	7	3	+0.4	20.93	Q	
11	364	NAZARENO Franklin	ECU	3	6	4	+0.4	20.96	q	
12	298	HERRERA Michael	CUB	2	5	3	+0.5	21.06	Q	
13	121	MORAIS JUNIOR Basilio	BRA	4	5	3	+0.0	21.11	Q	
14	71	GITTENS Ramon	BAR	3	8	5	+0.4	21.12	q	SB
15	215	CUFFY Tyrell	CAY	1	8	4	+0.5	21.15	q	
16	50	MITCHELL Jacobi Jacoda	BAH	4	7	4	+0.0	21.22	q	
17	500	TOLEDO Juan Pedro	MEX	2	3	4	+0.5	21.24		
18	424	PALACIOS Rolando	HON	2	6	5	+0.5	21.27		
19	618	VIERA Heber	URU	1	6	5	+0.5	21.29		
20	439	BROWN Xavier	JAM	2	7	6	+0.5	21.38		
21	571	MORTON Robert	SKN	4	6	5	+0.0	21.44		
22	348	BAEZ Yoel	DOM	4	3	6	+0.0	22.19		
22	722	BASCOMBE Courtney	VIN	3	2	6	+0.4	22.19		
24	432	FAHIE Kevin	IVB	2	2	7	+0.5	22.30		
25	393	BALTAZAR Edwin Cecilio	GUA	1	4	6	+0.5	22.66		
	17	ALTAMIRANO Ivan	ARG	1	3			DNF		
	582	THEMEN Jurgen	SUR	4	2			DNF		
	531	LOPEZ MOREIRA Nicolas	PAR	3	5			DNS		

Qualification: First 3 in each heat (Q) and the next 4 fastest (q) advance to the Semifinal

Note:
These athletes are sorted on performance

Legend:
DNF Did not Finish **DNS** Did not Start **q** Qualified by result **Q** Qualified by place
SB Season Best

Results

Resultados / Resultados

WORLD RECORD	43.18 JOHNSON Michael	USA Seville (ESP)	26 AUG 1999
PAN AMERICAN GAMES RECORD	44.45 RAY Ronald	USA Ciudad de Mexico (MEX)	18 OCT 1975

Rk	Bib	Name	NOC Code	Date of Birth	Lane	Reaction	Fn	Result	
1	45	BROWN Chris	BAH	15 OCT 1978	5			44.85	SB
2	188	CHRISTOPHER Tyler	CAN	3 OCT 1983	4	0.461		45.05	
3	344	LLOYD Chris	DMA	10 OCT 1980	6	0.330		45.40	
4	292	COLLAZO William	CUB	31 AUG 1986	7	0.328		45.45	PB
5	385	FRANCIQUE Alleyne	GRN	7 JUN 1976	8	0.341		45.49	SB
6	51	MONCUR Avard	BAH	2 NOV 1984	2	0.181		45.51	
7	656	TORRANCE Jamaal	USA	20 JUL 1983	1	0.176		46.05	
	636	LARRY Lionel	USA	14 SEP 1986	3			DNF	

Legend:

DNF	Did not Finish	Fn	False start	PB	Personal Best	Rk	Rank
SB	Season Best						

Results

Resultados / Resultados

WORLD RECORD	43.18 JOHNSON Michael	USA Seville (ESP)	26 AUG 1999
PAN AMERICAN GAMES RECORD	44.45 RAY Ronald	USA Ciudad de Mexico (MEX)	18 OCT 1975

Rk	Bib	Name	NOC Code	Date of Birth	Lane	Reaction	Fn	Result
1	45	BROWN Chris	BAH	15 OCT 1978	4	0.267		45.51 Q
2	344	LLOYD Chris	DMA	10 OCT 1980	6	0.228	F1	45.63 Q
3	292	COLLAZO William	CUB	31 AUG 1986	8	0.261		45.75 Q
3	656	TORRANCE Jamaal	USA	20 JUL 1983	5	0.275		45.75 Q
5	351	PEGUERO Arismendy	DOM	2 AUG 1980	2	0.217		45.75
6	594	MODIBO Ato	TRI	19 JUN 1979	7	0.295		46.42
7	442	GREEN Leford	JAM	14 NOV 1986	3	0.259		46.80
8	201	VADEBONCOEUR Nathan	CAN	6 NOV 1984	1	0.179		47.39

Qualification: First 4 in each heat (Q) advance to the Final

Legend:

Fn False start **Q** Qualified by place **Rk** Rank

Results

Resultados / Resultados

WORLD RECORD	43.18 JOHNSON Michael	USA Seville (ESP)	26 AUG 1999
PAN AMERICAN GAMES RECORD	44.45 RAY Ronald	USA Ciudad de Mexico (MEX)	18 OCT 1975

Rk	Bib	Name	NOC Code	Date of Birth	Lane	Reaction	Fn	Result
1	188	CHRISTOPHER Tyler	CAN	3 OCT 1983	5			45.28 Q
2	636	LARRY Lionel	USA	14 SEP 1986	3	0.238		45.40 Q
3	51	MONCUR Avard	BAH	2 NOV 1984	4	0.265		45.44 Q
4	385	FRANCIQUE Alleyne	GRN	7 JUN 1976	6	0.278		45.57 Q
5	595	QUOW Renny	TRI	25 AUG 1987	2	0.223		45.74
6	553	MARTINEZ Felix Adolfo	PUR	4 FEB 1985	1	0.174		46.60
7	291	CISNEROS Omar	CUB	19 NOV 1989	7	0.441		46.62
8	354	SANTA Carlos Yohelin	DOM	7 JAN 1978	8	0.653		47.45

Qualification: First 4 in each heat (Q) advance to the Final

Legend:

Fn False start **Q** Qualified by place **Rk** Rank

Results Summary

Resumen de resultados / Resumo dos Resultados

WORLD RECORD	43.18 JOHNSON Michael	USA Seville (ESP)	26 AUG 1999
PAN AMERICAN GAMES RECORD	44.45 RAY Ronald	USA Ciudad de Mexico (MEX)	18 OCT 1975

Rank	Bib	Name	NOC Code	Heat	Lane	Position	Time
1	188	CHRISTOPHER Tyler	CAN	2	5	1	45.28 Q
2	636	LARRY Lionel	USA	2	3	2	45.40 Q
3	51	MONCUR Avarad	BAH	2	4	3	45.44 Q
4	45	BROWN Chris	BAH	1	4	1	45.51 Q
5	385	FRANCIQUE Alleyne	GRN	2	6	4	45.57 Q
6	344	LLOYD Chris	DMA	1	6	2	45.63 Q
7	595	QUOW Renny	TRI	2	2	5	45.74
8	292	COLLAZO William	CUB	1	8	3	45.75 Q
8	351	PEGUERO Arismendy	DOM	1	2	5	45.75
8	656	TORRANCE Jamaal	USA	1	5	3	45.75 Q
11	594	MODIBO Ato	TRI	1	7	6	46.42
12	553	MARTINEZ Felix Adolfo	PUR	2	1	6	46.60
13	291	CISNEROS Omar	CUB	2	7	7	46.62
14	442	GREEN Leford	JAM	1	3	7	46.80
15	201	VADEBONCOEUR Nathan	CAN	1	1	8	47.39
16	354	SANTA Carlos Yohelin	DOM	2	8	8	47.45

Qualification: First 4 in each heat (Q) advance to the Final

Note:
These athletes are sorted on performance

Legend:
Q Qualified by place

Results

Resultados / Resultados

WORLD RECORD	43.18 JOHNSON Michael	USA Seville (ESP)	26 AUG 1999
PAN AMERICAN GAMES RECORD	44.45 RAY Ronald	USA Ciudad de Mexico (MEX)	18 OCT 1975

Rk	Bib	Name	NOC Code	Date of Birth	Lane	Reaction	Fn	Result
1	45	BROWN Chris	BAH	15 OCT 1978	5	0.266		45.12 Q
2	636	LARRY Lionel	USA	14 SEP 1986	4	0.280		45.32 Q
3	351	PEGUERO MATOS Arismendy	DOM	2 AUG 1980	3	0.265		45.34 Q PB
4	292	COLLAZO William	CUB	31 AUG 1986	6	0.315		45.63 PB
5	124	PARRELA Sanderlei	BRA	10 JUL 1974	2	0.244		46.85
6	573	ROGERS Melville	SKN	22 JAN 1984	7	0.428		48.02
	216	HAMIL David	CAY	26 JUN 1983	8			DNS

Qualification: First 3 in each heat (Q) and the next 4 fastest (q) advance to the Semifinal

Legend:

DNS	Did not Start	Fn	False start	PB	Personal Best	Q	Qualified by place
Rk	Rank						



Results

Resultados / Resultados

WORLD RECORD	43.18 JOHNSON Michael	USA Seville (ESP)	26 AUG 1999
PAN AMERICAN GAMES RECORD	44.45 RAY Ronald	USA Ciudad de Mexico (MEX)	18 OCT 1975

Rk	Bib	Name	NOC Code	Date of Birth	Lane	Reaction	Fn	Result
1	656	TORRANCE Jamaal	USA	20 JUL 1983	4	0.279		45.65 Q
2	344	LLOYD Chris	DMA	10 OCT 1980	5	0.238		45.83 Q
3	291	CISNEROS Omar	CUB	19 NOV 1989	2	0.240		46.51 Q
4	453	STEELE Edino	JAM	1 JUN 1987	7	0.321		47.12
5	523	EDMUND Anghelo	PAN	5 MAR 1983	8	0.299		47.41
6	105	BARGAS Rodrigo	BRA	2 APR 1986	6	0.282		47.88
7	399	QUEVEDO Camilo	GUA	5 JUN 1986	3	0.277		49.19

Qualification: First 3 in each heat (Q) and the next 4 fastest (q) advance to the Semifinal

Legend:

Fn False start **Q** Qualified by place **Rk** Rank



João Havelange Stadium
Estádio João Havelange
Estádio João Havelange

23 JUL 2007
15:24

Athletics
Atletismo / Atletismo

Men's 400m
400m Hombres / 400m Masculino

1st Round Heat 3/4
Ronda 1 Serie 3/4 / Rodada 1 Eliminatória 3/4

Results

Resultados / Resultados

WORLD RECORD	43.18 JOHNSON Michael	USA Seville (ESP)	26 AUG 1999
PAN AMERICAN GAMES RECORD	44.45 RAY Ronald	USA Ciudad de Mexico (MEX)	18 OCT 1975

Rk	Bib	Name	NOC Code	Date of Birth	Lane	Reaction	Fn	Result
1	188	CHRISTOPHER Tyler	CAN	3 OCT 1983	4	0.235		45.99 Q
2	385	FRANCIQUE Alleyne	GRN	7 JUN 1976	5	0.319		46.05 Q
3	594	MODIBO Ato	TRI	19 JUN 1979	3	0.189		46.25 Q
4	354	SANTA Carlos Yohelin	DOM	7 JAN 1978	2	0.202		46.34
5	617	SILVA Andres	URU	27 MAR 1986	6	0.335		47.73
6	723	OLLIVIERRE Charmant	VIN	3 NOV 1986	7	0.324		50.13

Qualification: First 3 in each heat (Q) and the next 4 fastest (q) advance to the Semifinal

Legend:

Fn False start **Q** Qualified by place **Rk** Rank

Results

Resultados / Resultados

WORLD RECORD	43.18 JOHNSON Michael	USA Seville (ESP)	26 AUG 1999
PAN AMERICAN GAMES RECORD	44.45 RAY Ronald	USA Ciudad de Mexico (MEX)	18 OCT 1975

Rk	Bib	Name	NOC Code	Date of Birth	Lane	Reaction	Fn	Result
1	51	MONCUR Avard	BAH	2 NOV 1984	4	0.252		45.27 Q
2	595	QUOW Renny	TRI	25 AUG 1987	5	0.293		45.35 Q PB
3	442	GREEN Leford	JAM	14 NOV 1986	3	0.283		45.89 Q
4	553	MARTINEZ CUEVAS Felix Adolfo	PUR	4 FEB 1985	6	0.317		46.34 q
5	201	VADEBONCOEUR Nathan	CAN	6 NOV 1984	2	0.171		46.76 q
6	410	DAVID PIERRE	HAI	11 JUN 1983	7	0.411		49.26

Qualification: First 3 in each heat (Q) and the next 4 fastest (q) advance to the Semifinal

Legend:

Fn	False start	PB	Personal Best	Q	Qualified by place	q	Qualified by result
Rk	Rank						

Results Summary

Resumen de resultados / Resumo dos Resultados

WORLD RECORD	43.18 JOHNSON Michael	USA Seville (ESP)	26 AUG 1999
PAN AMERICAN GAMES RECORD	44.45 RAY Ronald	USA Ciudad de Mexico (MEX)	18 OCT 1975

Rank	Bib	Name	NOC Code	Heat	Lane	Position	Time	
1	45	BROWN Chris	BAH	1	5	1	45.12	Q
2	51	MONCUR Avard	BAH	4	4	1	45.27	Q
3	636	LARRY Lionel	USA	1	4	2	45.32	Q
4	351	PEGUERO MATOS Arismendy	DOM	1	3	3	45.34	Q PB
5	595	QUOW Renny	TRI	4	5	2	45.35	Q PB
6	292	COLLAZO William	CUB	1	6	4	45.63	q PB
7	656	TORRANCE Jamaal	USA	2	4	1	45.65	Q
8	344	LLOYD Chris	DMA	2	5	2	45.83	Q
9	442	GREEN Leford	JAM	4	3	3	45.89	Q
10	188	CHRISTOPHER Tyler	CAN	3	4	1	45.99	Q
11	385	FRANCIQUE Alleyne	GRN	3	5	2	46.05	Q
12	594	MODIBO Ato	TRI	3	3	3	46.25	Q
13	553	MARTINEZ CUEVAS Felix Adolfo	PUR	4	6	4	46.34	q
13	354	SANTA Carlos Yohelin	DOM	3	2	4	46.34	q
15	291	CISNEROS Omar	CUB	2	2	3	46.51	Q
16	201	VADEBONCOEUR Nathan	CAN	4	2	5	46.76	q
17	124	PARRELA Sanderlei	BRA	1	2	5	46.85	
18	453	STEELE Edino	JAM	2	7	4	47.12	
19	523	EDMUND Anghelo	PAN	2	8	5	47.41	
20	617	SILVA Andres	URU	3	6	5	47.73	
21	105	BARGAS Rodrigo	BRA	2	6	6	47.88	
22	573	ROGERS Melville	SKN	1	7	6	48.02	
23	399	QUEVEDO Camilo	GUA	2	3	7	49.19	
24	410	DAVID PIERRE	HAI	4	7	6	49.26	
25	723	OLLIVIERRE Charmant	VIN	3	7	6	50.13	
	216	HAMIL David	CAY	1	8			DNS

Qualification: First 3 in each heat (Q) and the next 4 fastest (q) advance to the Semifinal

Note:
These athletes are sorted on performance

Legend:
DNS Did not Start PB Personal Best q Qualified by result Q Qualified by place

Results Progression

Progresión de los Resultados / Progressão dos Resultados

WORLD RECORD	43.18 JOHNSON Michael	USA Seville (ESP)	26 AUG 1999
PAN AMERICAN GAMES RECORD	44.45 RAY Ronald	USA Ciudad de Mexico (MEX)	18 OCT 1975

Rk	Bib	Name	NOC Code	Date of Birth	Phase	Lane	Pos	Time	
1	45	BROWN Chris	BAH	15 OCT 1978	Final	5	1	44.85	SB
					Semifinal 1/2	4	1	45.51	Q
					1st Round 1/4	5	1	45.12	Q
2	188	CHRISTOPHER Tyler	CAN	3 OCT 1983	Final	4	2	45.05	
					Semifinal 2/2	5	1	45.28	Q
					1st Round 3/4	4	1	45.99	Q
3	344	LLOYD Chris	DMA	10 OCT 1980	Final	6	3	45.40	
					Semifinal 1/2	6	2	45.63	Q
					1st Round 2/4	5	2	45.83	Q
4	292	COLLAZO William	CUB	31 AUG 1986	Final	7	4	45.45	PB
					Semifinal 1/2	8	3	45.75	Q
					1st Round 1/4	6	4	45.63	q PB
5	385	FRANCIQUE Alleyne	GRN	7 JUN 1976	Final	8	5	45.49	SB
					Semifinal 2/2	6	4	45.57	Q
					1st Round 3/4	5	2	46.05	Q
6	51	MONCUR Avarid	BAH	2 NOV 1984	Final	2	6	45.51	
					Semifinal 2/2	4	3	45.44	Q
					1st Round 4/4	4	1	45.27	Q
7	656	TORRANCE Jamaal	USA	20 JUL 1983	Final	1	7	46.05	
					Semifinal 1/2	5	3	45.75	Q
					1st Round 2/4	4	1	45.65	Q
	636	LARRY Lionel	USA	14 SEP 1986	Final	3		DNF	
					Semifinal 2/2	3	2	45.40	Q
					1st Round 1/4	4	2	45.32	Q

Legend:

DNF	Did not Finish	PB	Personal Best	Pos	Position	Q	Qualified by place
q	Qualified by result	Rk	Rank	SB	Season Best		

Results

Resultados / Resultados

WORLD RECORD	1:41.11 KIPKETER Wilson	DEN Köln (GER)	24 AUG 1997
PAN AMERICAN GAMES RECORD	1:45.05 ACHRAF Tadili	CAN Santo Domingo (DOM)	6 AUG 2003

Rk	Bib Name	NOC Code	Date of Birth	Lane	Result	
1	302 LOPEZ Yeimer	CUB	28 AUG 1982	4	1:44.58	PR
2	111 DAVIDE Kleberson	BRA	20 JUL 1985	3	1:45.47	PB
3	125 PEÇANHA Fabiano	BRA	6 MAY 1982	5	1:45.54	SB
4	200 TADILI Achraf	CAN	8 JUL 1980	2	1:46.07	
5	295 GONZALEZ Andy	CUB	17 JAN 1987	7	1:47.06	SB
6	450 SAPPLETON Aldwyn	JAM	21 DEC 1981	6	1:47.14	
7	16 AGUIRRE Gustavo	ARG	8 APR 1977	1	1:47.23	PB
8	550 FREEMAN David	PUR	28 APR 1982	8	1:47.31	

Intermediate Times: 400m 51.28 125 PEÇANHA Fabiano (BRA)

Legend:

PB	Personal Best	PR	Pan American Record	Rk	Rank	SB	Season Best
-----------	---------------	-----------	---------------------	-----------	------	-----------	-------------



Results

Resultados / Resultados

WORLD RECORD	1:41.11 KIPKETER Wilson	DEN Köln (GER)	24 AUG 1997
PAN AMERICAN GAMES RECORD	1:45.05 ACHRAF Tadii	CAN Santo Domingo (DOM)	6 AUG 2003

Rk	Bib Name	NOC Code	Date of Birth	Lane	Result
1	302 LOPEZ Yeimer	CUB	28 AUG 1982	3	1:46.69 Q SB
2	200 TADILI Achraf	CAN	8 JUL 1980	5	1:47.07 Q
3	16 AGUIRRE Gustavo	ARG	8 APR 1977	4	1:47.60
4	718 VILLANUEVA Eduar	VEN	29 DEC 1984	1	1:48.05 PB
5	591 JAMES Jamaal	TRI	4 SEP 1988	6	1:48.52
6	398 PELICO Jenner	GUA	28 MAY 1985	2	1:55.52

Qualification: First 2 in each heat (Q) and the next 2 fastest (q) advance to the Final

Intermediate Times: 400m 51.93 718 VILLANUEVA Eduar (VEN)

Legend:

PB Personal Best **Q** Qualified by place **Rk** Rank **SB** Season Best



Results

Resultados / Resultados

WORLD RECORD	1:41.11 KIPKETER Wilson	DEN Köln (GER)	24 AUG 1997
PAN AMERICAN GAMES RECORD	1:45.05 ACHRAF Tadii	CAN Santo Domingo (DOM)	6 AUG 2003

Rk	Bib Name	NOC Code	Date of Birth	Lane	Result
1	111 DAVIDE Kleberson	BRA	20 JUL 1985	5	1:49.31 Q
2	295 GONZALEZ Andy	CUB	17 JAN 1987	1	1:49.94 Q
3	496 MUNGUIA Martell Carlos	MEX	6 JUN 1982	6	1:50.03
4	441 DRUMMONDS Andrae	JAM	3 NOV 1986	2	1:50.68
5	593 KIRK Sherridan	TRI	11 FEB 1981	7	1:52.05
6	724 PROVIDENCE Raffique	VIN	22 AUG 1986	3	1:57.82
	574 SMITH Kadeem	SKN	30 APR 1991	4	DNS

Qualification: First 2 in each heat (Q) and the next 2 fastest (q) advance to the Final

Intermediate Times: 400m 54.70 496 MUNGUIA Martell Carlos (MEX)

Legend:

DNS Did not Start **Q** Qualified by place **Rk** Rank

Results

Resultados / Resultados

WORLD RECORD	1:41.11 KIPKETER Wilson	DEN Köln (GER)	24 AUG 1997
PAN AMERICAN GAMES RECORD	1:45.05 ACHRAF Tadii	CAN Santo Domingo (DOM)	6 AUG 2003

Rk	Bib	Name	NOC Code	Date of Birth	Lane	Result	
1	125	PEÇANHA Fabiano	BRA	6 MAY 1982	6	1:46.73	Q
2	450	SAPPLETON Aldwyn	JAM	21 DEC 1981	7	1:46.84	Q PB
3	550	FREEMAN David	PUR	28 APR 1982	4	1:47.27	q
4	653	SOLOMON Duane	USA	28 DEC 1984	5	1:47.73	
5	95	IGLESIAS Fadrique	BOL	12 OCT 1980	2	1:48.27	SB
6	413	JOSEPH Moise	HAI	27 DEC 1981	1	1:48.35	
7	366	PIEDRA Bayron	ECU	19 AUG 1982	3	1:48.56	

Qualification: First 2 in each heat (Q) and the next 2 fastest (q) advance to the Final

Intermediate Times: 400m 52.57 413 JOSEPH Moise (HAI)

Legend:

PB	Personal Best	q	Qualified by result	Q	Qualified by place	Rk	Rank
SB	Season Best						

Results Summary

Resumen de resultados / Resumo dos Resultados

WORLD RECORD	1:41.11 KIPKETER Wilson	DEN Köln (GER)	24 AUG 1997
PAN AMERICAN GAMES RECORD	1:45.05 ACHRAF Tadii	CAN Santo Domingo (DOM)	6 AUG 2003

Rank	Bib	Name	NOC Code	Heat	Lane	Position	Time		
1	302	LOPEZ Yeimer	CUB	1	3	1	1:46.69	Q	SB
2	125	PEÇANHA Fabiano	BRA	3	6	1	1:46.73	Q	
3	450	SAPPLETON Aldwyn	JAM	3	7	2	1:46.84	Q	PB
4	200	TADILI Achraf	CAN	1	5	2	1:47.07	Q	
5	550	FREEMAN David	PUR	3	4	3	1:47.27	q	
6	16	AGUIRRE Gustavo	ARG	1	4	3	1:47.60	q	
7	653	SOLOMON Duane	USA	3	5	4	1:47.73		
8	718	VILLANUEVA Eduar	VEN	1	1	4	1:48.05		PB
9	95	IGLESIAS Fadrique	BOL	3	2	5	1:48.27		SB
10	413	JOSEPH Moise	HAI	3	1	6	1:48.35		
11	591	JAMES Jamaal	TRI	1	6	5	1:48.52		
12	366	PIEDRA Bayron	ECU	3	3	7	1:48.56		
13	111	DAVIDE Kleberson	BRA	2	5	1	1:49.31	Q	
14	295	GONZALEZ Andy	CUB	2	1	2	1:49.94	Q	
15	496	MUNGUIA Martell Carlos	MEX	2	6	3	1:50.03		
16	441	DRUMMONDS Andrae	JAM	2	2	4	1:50.68		
17	593	KIRK Sherridan	TRI	2	7	5	1:52.05		
18	398	PELICO Jenner	GUA	1	2	6	1:55.52		
19	724	PROVIDENCE Raffique	VIN	2	3	6	1:57.82		
	574	SMITH Kadeem	SKN	2	4				DNS

Qualification: First 2 in each heat (Q) and the next 2 fastest (q) advance to the Final

Note:
These athletes are sorted on performance

Legend:
DNS Did not Start **PB** Personal Best **q** Qualified by result **Q** Qualified by place
SB Season Best

Results Progression

Progresión de los Resultados / Progressão dos Resultados

WORLD RECORD	1:41.11 KIPKETER Wilson	DEN Köln (GER)	24 AUG 1997
PAN AMERICAN GAMES RECORD	1:45.05 ACHRAF Tadili	CAN Santo Domingo (DOM)	6 AUG 2003

Rk	Bib	Name	NOC Code	Date of Birth	Phase	Lane	Pos	Time	
1	302	LOPEZ Yeimer	CUB	28 AUG 1982	Final	4	1	1:44.58	PR
					Semifinal 1/3	3	1	1:46.69	Q SB
2	111	DAVIDE Kleberson	BRA	20 JUL 1985	Final	3	2	1:45.47	PB
					Semifinal 2/3	5	1	1:49.31	Q
3	125	PEÇANHA Fabiano	BRA	6 MAY 1982	Final	5	3	1:45.54	SB
					Semifinal 3/3	6	1	1:46.73	Q
4	200	TADILI Achraf	CAN	8 JUL 1980	Final	2	4	1:46.07	
					Semifinal 1/3	5	2	1:47.07	Q
5	295	GONZALEZ Andy	CUB	17 JAN 1987	Final	7	5	1:47.06	SB
					Semifinal 2/3	1	2	1:49.94	Q
6	450	SAPPLETON Aldwyn	JAM	21 DEC 1981	Final	6	6	1:47.14	
					Semifinal 3/3	7	2	1:46.84	Q PB
7	16	AGUIRRE Gustavo	ARG	8 APR 1977	Final	1	7	1:47.23	PB
					Semifinal 1/3	4	3	1:47.60	q
8	550	FREEMAN David	PUR	28 APR 1982	Final	8	8	1:47.31	
					Semifinal 3/3	4	3	1:47.27	q

Legend:

PB	Personal Best	Pos	Position	PR	Pan American Record	Q	Qualified by place
q	Qualified by result	Rk	Rank	SB	Season Best		

Results

Resultados / Resultados

WORLD RECORD	3:26.00 EL GUERROUJ Hicham	MAR Rome (ITA)	14 JUL 1998
PAN AMERICAN GAMES RECORD	3:40.26 CARVALHO CRUZ Joaquim	BRA Mar de Plata (ARG)	19 MAR 1995

Rk	Bib	Name	NOC Code	Date of Birth	Order	Result	
1	140	SOUZA Hudson	BRA	25 FEB 1977	14	3:36.32	PR
2	488	BARRIOS Juan Luis	MEX	24 JUN 1983	8	3:37.71	PB
3	366	PIEDRA Bayron	ECU	19 AUG 1982	15	3:37.88	PB
4	21	CARRIQUEO Javier	ARG	29 MAY 1979	3	3:38.62	PB
5	125	PEÇANHA Fabiano	BRA	6 MAY 1982	1	3:39.58	SB
6	718	VILLANUEVA Eduar	VEN	29 DEC 1984	9	3:41.74	PB
7	712	HERRERA Nico	VEN	1 SEP 1983	4	3:42.18	PB
8	555	SOTO Luis	PUR	16 DEC 1978	5	3:42.49	PB
9	230	ENCINA Leslie	CHI	1 JAN 1982	11	3:45.99	PB
10	290	CASTILLO Mauris Surel	CUB	13 APR 1985	12	3:48.82	
11	534	BAZAN Mario	PER	1 SEP 1987	13	3:51.38	
12	550	FREEMAN David	PUR	28 APR 1982	7	3:55.84	
13	347	ALMONTE Juan Odalis	DOM	27 DEC 1976	6	3:55.95	
14	640	McCLARY Andrew	USA	31 OCT 1985	10	4:03.58	
15	569	JEFFERS Masai	SKN	24 JUN 1989	2	4:09.47	

Intermediate Times:	400m	58.11	290	CASTILLO Mauris Surel (CUB)
	800m	1:57.67	290	CASTILLO Mauris Surel (CUB)
	1200m	2:55.50	140	SOUZA Hudson (BRA)

Legend:

PB Personal Best **PR** Pan American Record **Rk** Rank **SB** Season Best

Results

Resultados / Resultados

WORLD RECORD	12:37.35 BEKELE Kenenisa	ETH Hengelo (NED)	31 MAY 2004
PAN AMERICAN GAMES RECORD	13:30.35 QUINTANILLA Armando	MEX Mar del Plata (ARG)	25 MAR 1995

Rk	Bib	Name	NOC Code	Date of Birth	Order	Result	
1	642	MORAN Ed	USA	27 MAY 1981	7	13:25.60	PR
2	488	BARRIOS Juan Luis	MEX	24 JUN 1983	12	13:29.87	
3	130	SANTOS Marilson	BRA	8 JUN 1977	5	13:30.68	
4	492	GALVAN Jose David	MEX	6 APR 1973	6	13:38.31	
5	21	CARRIQUEO Javier	ARG	29 MAY 1979	13	13:52.36	
6	711	GONZALEZ Freddy	VEN	10 JUL 1977	8	13:52.79	SB
7	263	NARANJO JARAMILLO William de Jesús	COL	18 AUG 1978	10	13:56.45	
8	256	GUARIN GUARIN Javier Alexander	COL	4 MAY 1979	1	14:27.89	
9	131	SANTOS Ubiratan	BRA	13 MAY 1981	3	14:34.08	
10	94	ARUQUIPA Eduardo	BOL	23 NOV 1982	9	14:50.34	PB
11	405	FORDE Cleveland	GUY	3 APR 1985	11	15:19.48	
12	98	FERNANDEZ Jorge Cesar	BOL	29 AUG 1986	2	15:36.57	
13	569	JEFFERS Masai	SKN	24 JUN 1989	4	16:50.37	
Intermediate Times:							
	1000m	2:41.75	492	GALVAN Jose David (MEX)			
	2000m	5:23.77	130	SANTOS Marilson (BRA)			
	3000m	8:08.60	130	SANTOS Marilson (BRA)			
	4000m	10:54.11	642	MORAN Ed (USA)			

Legend:

PB Personal Best **PR** Pan American Record **Rk** Rank **SB** Season Best

Results

Resultados / Resultados

WORLD RECORD	26:17.53 BEKELE Kenenisa	ETH Brussels (BEL)	26 AUG 2005
PAN AMERICAN GAMES RECORD	28:20.37 BICKFORD Bruce	USA Indianápolis (USA)	12 AUG 1987

Rk	Bib	Name	NOC Code	Date of Birth	Order	Result	
1	492	GALVAN Jose David	MEX	6 APR 1973	5	28:08.74	PR
2	130	SANTOS Marilson	BRA	8 JUN 1977	6	28:09.30	
3	499	SUAREZ Alejandro	MEX	30 NOV 1980	9	28:09.95	
4	657	TORRES Jorge	USA	22 AUG 1980	10	28:28.48	
5	135	SILVA Clodoaldo	BRA	19 AUG 1976	1	28:28.92	PB
6	630	HARTMANN Jason	USA	21 MAR 1981	8	29:02.89	
7	263	NARANJO William de Jesús	COL	18 AUG 1978	7	29:13.93	
8	711	GONZALEZ Freddy	VEN	10 JUL 1977	3	29:38.04	
9	256	GUARIN Javier Alexander	COL	4 MAY 1979	4	30:02.59	SB
10	405	FORDE Cleveland	GUY	3 APR 1985	11	31:23.00	
	98	FERNANDEZ Jorge Cesar	BOL	29 AUG 1986	2	DNF	
Intermediate Times:							
	1000m	2:56.96	98	FERNANDEZ Jorge Cesar (BOL)			
	2000m	5:53.42	499	SUAREZ Alejandro (MEX)			
	3000m	8:41.95	492	GALVAN Jose David (MEX)			
	4000m	11:33.09	499	SUAREZ Alejandro (MEX)			
	5000m	14:20.94	130	SANTOS Marilson (BRA)			
	6000m	17:08.35	130	SANTOS Marilson (BRA)			
	7000m	20:02.75	135	SILVA Clodoaldo (BRA)			
	8000m	22:44.82	130	SANTOS Marilson (BRA)			
	9000m	25:32.52	130	SANTOS Marilson (BRA)			

Legend:

DNF	Did not Finish	PB	Personal Best	PR	Pan American Record	Rk	Rank
SB	Season Best						



João Havelange Stadium
Estádio João Havelange
Estádio João Havelange

28 JUL 2007
16:20

Athletics
Atletismo / Atletismo

Men's 110m Hurdles
110m Vallas Hombres / 110m com Barreiras Masculino

Final
Final / Final

Results

Resultados / Resultados

WORLD RECORD	12.88	LIU Xiang	CHN	Lausanne (SUI)	11 JUL 2006
PAN AMERICAN GAMES RECORD	13.17	GARCIA Anier	CUB	Winnipeg (CAN)	30 JUL 1999

Wind: +0.4 m/s

Rk	Bib	Name	NOC Code	Date of Birth	Lane	Reaction	Fn	Result
1	309	ROBLES Dayron	CUB	19 NOV 1986	6	0.158		13.25
2	647	PAYNE David	USA	24 JUL 1982	5	0.177		13.43
3	297	HERNANDEZ Yoel	CUB	12 DEC 1977	3	0.178		13.50
4	69	BRATHWAITE Ryan	BAR	6 JUN 1988	1	0.173		13.70
5	134	SILVA Anselmo da	BRA	22 MAR 1981	4	0.152		13.72
6	445	KEDDO Eric	JAM	1 JUL 1984	2	0.204		13.91
7	648	RAMZY Bashir	USA	4 MAY 1979	8	0.191		14.09
8	548	COTTO Hector	PUR	8 APR 1984	7	0.260		14.09

Legend:

Fn False start Rk Rank

Results

Resultados / Resultados

WORLD RECORD	12.88 LIU Xiang	CHN Lausanne (SUI)	11 JUL 2006
PAN AMERICAN GAMES RECORD	13.17 GARCIA Anier	CUB Winnipeg (CAN)	30 JUL 1999

Wind: +0.1 m/s

Rk	Bib	Name	NOC Code	Date of Birth	Lane	Reaction	Fn	Result
1	134	SILVA Anselmo da	BRA	22 MAR 1981	5	0.131		13.56 Q
2	309	ROBLES Dayron	CUB	19 NOV 1986	2	0.203		13.58 Q
3	69	BRATHWAITE Ryan	BAR	6 JUN 1988	7	0.186		13.61 PB
4	648	RAMZY Bashir	USA	4 MAY 1979	6	0.161		13.61 PB
5	411	DORIVAL Dudley	HAI	1 SEP 1975	4	0.170		13.64 SB
6	194	MACLEOD Jared	CAN	3 APR 1980	3	0.147		13.78
7	44	BETHEL Christopher Alexander	BAH	13 NOV 1984	1	0.180		14.90

Qualification: First 2 in each heat (Q) and the next 2 fastest (q) advance to the Final

Legend:

Fn	False start	PB	Personal Best	Q	Qualified by place	Rk	Rank
SB	Season Best						

Results

Resultados / Resultados

WORLD RECORD	12.88 LIU Xiang	CHN Lausanne (SUI)	11 JUL 2006
PAN AMERICAN GAMES RECORD	13.17 GARCIA Anier	CUB Winnipeg (CAN)	30 JUL 1999

Wind: -0.2 m/s

Rk	Bib	Name	NOC Code	Date of Birth	Lane	Reaction	Fn	Result	
1	647	PAYNE David	USA	24 JUL 1982	2	0.169		13.77	Q
2	445	KEDDO Eric	JAM	1 JUL 1984	7	0.183		13.79	Q
3	552	LLANOS Enrique	PUR	5 JUL 1980	6	0.197		13.89	
4	139	SOUZA Eder da	BRA	15 OCT 1986	5	0.193		13.93	
5	597	THOMAS Mikel	TRI	23 NOV 1987	1	0.191		14.29	
6	228	CASTRO Francisco	CHI	28 MAR 1983	4	0.186		14.46	
	54	SANDS Shamar	BAH	30 APR 1985	3	0.183		DQ	R 168.7d

Qualification: First 2 in each heat (Q) and the next 2 fastest (q) advance to the Final

Note:
IAAF Rule 168.7d - Deliberately knocking down any hurdle

Legend:
DQ Disqualified **Fn** False start **Q** Qualified by place **R** IAAF rule
Rk Rank

Results

Resultados / Resultados

WORLD RECORD	12.88 LIU Xiang	CHN Lausanne (SUI)	11 JUL 2006
PAN AMERICAN GAMES RECORD	13.17 GARCIA Anier	CUB Winnipeg (CAN)	30 JUL 1999

Wind: +0.4 m/s

Rk	Bib	Name	NOC Code	Date of Birth	Lane	Reaction	Fn	Result
1	297	HERNANDEZ Yoel	CUB	12 DEC 1977	5	0.218		13.91 Q
2	548	COTTO Hector	PUR	8 APR 1984	3	0.193		13.92 Q
3	73	JONES Stephen	BAR	25 JUL 1978	4	0.160		13.94 SB
4	535	Mc FARLANE Jorge	PER	20 FEB 1988	7	0.167		14.18 PB
5	420	BENNETT Ronald	HON	11 OCT 1986	2	0.233		14.47
	455	WIGNALL Maurice	JAM	17 APR 1976	6			DNS

Qualification: First 2 in each heat (Q) and the next 2 fastest (q) advance to the Final

Legend:

DNS	Did not Start	Fn	False start	PB	Personal Best	Q	Qualified by place
Rk	Rank	SB	Season Best				

Results Summary

Resumen de resultados / Resumo dos Resultados

WORLD RECORD	12.88 LIU Xiang	CHN Lausanne (SUI)	11 JUL 2006
PAN AMERICAN GAMES RECORD	13.17 GARCIA Anier	CUB Winnipeg (CAN)	30 JUL 1999

Rank	Bib	Name	NOC Code	Heat	Lane	Position	Wind	Time	
1	134	SILVA Anselmo da	BRA	1	5	1	+0.1	13.56	Q
2	309	ROBLES Dayron	CUB	1	2	2	+0.1	13.58	Q
3	69	BRATHWAITE Ryan	BAR	1	7	3	+0.1	13.61	q PB
3	648	RAMZY Bashir	USA	1	6	4	+0.1	13.61	q PB
5	411	DORIVAL Dudley	HAI	1	4	5	+0.1	13.64	SB
6	647	PAYNE David	USA	2	2	1	-0.2	13.77	Q
7	194	MACLEOD Jared	CAN	1	3	6	+0.1	13.78	
8	445	KEDDO Eric	JAM	2	7	2	-0.2	13.79	Q
9	552	LLANOS Enrique	PUR	2	6	3	-0.2	13.89	
10	297	HERNANDEZ Yoel	CUB	3	5	1	+0.4	13.91	Q
11	548	COTTO Hector	PUR	3	3	2	+0.4	13.92	Q
12	139	SOUZA Eder da	BRA	2	5	4	-0.2	13.93	
13	73	JONES Stephen	BAR	3	4	3	+0.4	13.94	SB
14	535	Mc FARLANE Jorge	PER	3	7	4	+0.4	14.18	PB
15	597	THOMAS Mikel	TRI	2	1	5	-0.2	14.29	
16	228	CASTRO Francisco	CHI	2	4	6	-0.2	14.46	
17	420	BENNETT Ronald	HON	3	2	5	+0.4	14.47	
18	44	BETHEL Christopher Alexander	BAH	1	1	7	+0.1	14.90	
	54	SANDS Shamar	BAH	2	3			DQ	R 168.7d
	455	WIGNALL Maurice	JAM	3	6			DNS	

Qualification: First 2 in each heat (Q) and the next 2 fastest (q) advance to the Final

Note:
IAAF Rule 168.7d - Deliberately knocking down any hurdle

Note:
These athletes are sorted on performance

Legend:
DNS Did not Start **DQ** Disqualified **PB** Personal Best **Q** Qualified by place
q Qualified by result **R** IAAF rule **SB** Season Best

Results Progression

Progresión de los Resultados / Progressão dos Resultados

WORLD RECORD	12.88	LIU Xiang	CHN	Lausanne (SUI)	11 JUL 2006
PAN AMERICAN GAMES RECORD	13.17	GARCIA Anier	CUB	Winnipeg (CAN)	30 JUL 1999

Rk	Bib	Name	NOC Code	Date of Birth	Phase	Lane	Pos	Wind	Time
1	309	ROBLES Dayron	CUB	19 NOV 1986	Final	6	1	+0.4	13.25
					Semifinal 1/3	2	2	+0.1	13.58 Q
2	647	PAYNE David	USA	24 JUL 1982	Final	5	2	+0.4	13.43
					Semifinal 2/3	2	1	-0.2	13.77 Q
3	297	HERNANDEZ Yoel	CUB	12 DEC 1977	Final	3	3	+0.4	13.50
					Semifinal 3/3	5	1	+0.4	13.91 Q
4	69	BRATHWAITE Ryan	BAR	6 JUN 1988	Final	1	4	+0.4	13.70
					Semifinal 1/3	7	3	+0.1	13.61 q PB
5	134	SILVA Anselmo da	BRA	22 MAR 1981	Final	4	5	+0.4	13.72
					Semifinal 1/3	5	1	+0.1	13.56 Q
6	445	KEDDO Eric	JAM	1 JUL 1984	Final	2	6	+0.4	13.91
					Semifinal 2/3	7	2	-0.2	13.79 Q
7	548	COTTO Hector	PUR	8 APR 1984	Final	7	8	+0.4	14.09
					Semifinal 3/3	3	2	+0.4	13.92 Q
7	648	RAMZY Bashir	USA	4 MAY 1979	Final	8	7	+0.4	14.09
					Semifinal 1/3	6	4	+0.1	13.61 q PB

Legend:

PB	Personal Best	Pos	Position	q	Qualified by result	Q	Qualified by place
Rk	Rank						

Results

Resultados / Resultados

WORLD RECORD	46.78 YOUNG Kevin	USA	Barcelona (ESP)	6 AUG 1992
PAN AMERICAN GAMES RECORD	48.19 SANCHEZ Felix	DOM	Santo Domingo (DOM)	6 AUG 2003

Rk	Bib	Name	NOC Code	Date of Birth	Lane	Reaction	Fn	Result	
1	192	KUNKEL Adam Charles	CAN	24 FEB 1981	5	0.286		48.24	PB
2	526	KAMANI Bayano	PAN	1 JAN 1980	7	0.160		48.70	SB
3	622	BENNETT Laron	USA	25 NOV 1982	4	0.254		49.07	
4	353	SANCHEZ Felix	DOM	30 AUG 1977	3	0.167		49.28	
5	443	GRIFFITHS Dean	JAM	27 OCT 1980	6	0.240		49.30	SB
6	549	CULSON Javier	PUR	25 JUL 1984	8	0.263		49.46	
7	141	SUGIMATI Mahau	BRA	13 NOV 1984	1	0.176		49.63	
8	113	FERNANDES Raphael	BRA	11 AUG 1984	2	0.171		51.76	

Legend:

Fn False start **PB** Personal Best **Rk** Rank **SB** Season Best

Results

Resultados / Resultados

WORLD RECORD	46.78 YOUNG Kevin	USA	Barcelona (ESP)	6 AUG 1992
PAN AMERICAN GAMES RECORD	48.19 SANCHEZ Felix	DOM	Santo Domingo (DOM)	6 AUG 2003

Rk	Bib	Name	NOC Code	Date of Birth	Lane	Reaction	Fn	Result
1	353	SANCHEZ Felix	DOM	30 AUG 1977	4	0.249	F1	49.42 Q
2	113	FERNANDES Raphael	BRA	11 AUG 1984	5	0.165		49.53 Q
3	303	LUIS Yacnier	CUB	24 JAN 1982	3	0.227		50.04
4	392	AYALA Allan	GUA	7 JUL 1986	2	0.243		51.20 PB
5	525	GIBSON Jonathan	PAN	7 MAY 1982	6	0.305		51.31 PB
6	419	DELICE Steve	HAI	16 FEB 1987	8	0.354		51.51
7	597	THOMAS Mikel	TRI	23 NOV 1987	7	0.351		1:05.80

Qualification: First 2 in each heat (Q) and the next 2 fastest (q) advance to the Final

Legend:

Fn False start **PB** Personal Best **Q** Qualified by place **Rk** Rank

Results

Resultados / Resultados

WORLD RECORD	46.78	YOUNG Kevin	USA	Barcelona (ESP)	6 AUG 1992
PAN AMERICAN GAMES RECORD	48.19	SANCHEZ Felix	DOM	Santo Domingo (DOM)	6 AUG 2003

Rk	Bib	Name	NOC Code	Date of Birth	Lane	Reaction	Fn	Result
1	622	BENNETT Laron	USA	25 NOV 1982	4	0.289		49.09 Q
2	526	KAMANI Bayano	PAN	1 JAN 1980	6	0.386		49.78 Q SB
3	141	SUGIMATI Mahau	BRA	13 NOV 1984	3	0.175		49.83
4	89	WILLIAMS Jonathan	BIZ	29 OCT 1983	5	0.229		49.84
5	299	HIERREZUELO Sergio	CUB	15 MAR 1982	7	0.347		49.90 SB
6	233	MONTENEGRO Luis	CHI	5 OCT 1981	2	0.194		51.58

Qualification: First 2 in each heat (Q) and the next 2 fastest (q) advance to the Final

Legend:

Fn	False start	Q	Qualified by place	Rk	Rank	SB	Season Best
-----------	-------------	----------	--------------------	-----------	------	-----------	-------------

Results

Resultados / Resultados

WORLD RECORD	46.78	YOUNG Kevin	USA	Barcelona (ESP)	6 AUG 1992
PAN AMERICAN GAMES RECORD	48.19	SANCHEZ Felix	DOM	Santo Domingo (DOM)	6 AUG 2003

Rk	Bib	Name	NOC Code	Date of Birth	Lane	Reaction	Fn	Result
1	192	KUNKEL Adam Charles	CAN	24 FEB 1981	4	0.284		49.27 Q
2	443	GRIFFITHS Dean	JAM	27 OCT 1980	3	0.209		49.37 Q SB
3	549	CULSON Javier	PUR	25 JUL 1984	5	0.275		49.46 q
4	617	SILVA Andres	URU	27 MAR 1986	6	0.338		50.60
5	42	BAIN Andretti	BAH	1 DEC 1986	2	0.215		51.53
6	423	LOWE Jonnie	HON	1 OCT 1979	7	0.365		53.05

Qualification: First 2 in each heat (Q) and the next 2 fastest (q) advance to the Final

Legend:

Fn	False start	q	Qualified by result	Q	Qualified by place	Rk	Rank
SB	Season Best						

Results Summary

Resumen de resultados / Resumo dos Resultados

WORLD RECORD	46.78 YOUNG Kevin	USA Barcelona (ESP)	6 AUG 1992
PAN AMERICAN GAMES RECORD	48.19 SANCHEZ Felix	DOM Santo Domingo (DOM)	6 AUG 2003

Rank	Bib	Name	NOC Code	Heat	Lane	Position	Time	
1	622	BENNETT Laron	USA	2	4	1	49.09	Q
2	192	KUNKEL Adam Charles	CAN	3	4	1	49.27	Q
3	443	GRIFFITHS Dean	JAM	3	3	2	49.37	Q SB
4	353	SANCHEZ Felix	DOM	1	4	1	49.42	Q
5	549	CULSON Javier	PUR	3	5	3	49.46	q
6	113	FERNANDES Raphael	BRA	1	5	2	49.53	Q
7	526	KAMANI Bayano	PAN	2	6	2	49.78	Q SB
8	141	SUGIMATI Mahau	BRA	2	3	3	49.83	q
9	89	WILLIAMS Jonathan	BIZ	2	5	4	49.84	
10	299	HIERREZUELO Sergio	CUB	2	7	5	49.90	SB
11	303	LUIS Yacnier	CUB	1	3	3	50.04	
12	617	SILVA Andres	URU	3	6	4	50.60	
13	392	AYALA Allan	GUA	1	2	4	51.20	PB
14	525	GIBSON Jonathan	PAN	1	6	5	51.31	PB
15	419	DELICE Steve	HAI	1	8	6	51.51	
16	42	BAIN Andretti	BAH	3	2	5	51.53	
17	233	MONTENEGRO Luis	CHI	2	2	6	51.58	
18	423	LOWE Jonnie	HON	3	7	6	53.05	
19	597	THOMAS Mikel	TRI	1	7	7	1:05.80	

Qualification: First 2 in each heat (Q) and the next 2 fastest (q) advance to the Final

Note:
These athletes are sorted on performance

Legend:
PB Personal Best **Q** Qualified by place **q** Qualified by result **SB** Season Best

Results Progression

Progresión de los Resultados / Progressão dos Resultados

WORLD RECORD	46.78	YOUNG Kevin	USA	Barcelona (ESP)	6 AUG 1992
PAN AMERICAN GAMES RECORD	48.19	SANCHEZ Felix	DOM	Santo Domingo (DOM)	6 AUG 2003

Rk	Bib	Name	NOC Code	Date of Birth	Phase	Lane	Pos	Time	
1	192	KUNKEL Adam Charles	CAN	24 FEB 1981	Final	5	1	48.24	PB
					Semifinal 3/3	4	1	49.27	Q
2	526	KAMANI Bayano	PAN	1 JAN 1980	Final	7	2	48.70	SB
					Semifinal 2/3	6	2	49.78	Q SB
3	622	BENNETT Laron	USA	25 NOV 1982	Final	4	3	49.07	
					Semifinal 2/3	4	1	49.09	Q
4	353	SANCHEZ Felix	DOM	30 AUG 1977	Final	3	4	49.28	
					Semifinal 1/3	4	1	49.42	Q
5	443	GRIFFITHS Dean	JAM	27 OCT 1980	Final	6	5	49.30	SB
					Semifinal 3/3	3	2	49.37	Q SB
6	549	CULSON Javier	PUR	25 JUL 1984	Final	8	6	49.46	
					Semifinal 3/3	5	3	49.46	q
7	141	SUGUIMATI Mahau	BRA	13 NOV 1984	Final	1	7	49.63	
					Semifinal 2/3	3	3	49.83	q
8	113	FERNANDES Raphael	BRA	11 AUG 1984	Final	2	8	51.76	
					Semifinal 1/3	5	2	49.53	Q

Legend:

PB	Personal Best	Pos	Position	Q	Qualified by place	q	Qualified by result
Rk	Rank	SB	Season Best				



Results

Resultados / Resultados

WORLD RECORD	7:53.63	SAAEED SHAHEEN Saif	QAT	Brussels (BEL)	3 SEP 2004
PAN AMERICAN GAMES RECORD	8:14.41	do PRADO MOURA Wander	BRA	Mar del Plata (ARG)	22 MAR 1995

Rk	Bib	Name	NOC Code	Date of Birth	Order	Result	
1	639	McADAMS Josh	USA	26 MAR 1980	5	8:30.49	
2	654	SPENCE Michael	USA	20 MAY 1978	7	8:32.11	
3	310	SANCHEZ Jose Alberto	CUB	26 NOV 1986	8	8:36.07	PB
4	104	BARBOSA Gladson	BRA	16 AUG 1979	2	8:40.32	
5	534	BAZAN Mario	PER	1 SEP 1987	1	8:44.70	PB
6	114	FICAGNA Celso	BRA	5 AUG 1975	4	8:45.94	
7	24	FIGUEROA Santiago	ARG	5 MAY 1984	3	8:46.06	
8	551	GREAUX Alexander	PUR	22 SEP 1977	6	8:59.47	
9	536	MORENO Diego	PER	24 NOV 1984	9	9:01.08	
10	232	LOBOS Sergio	CHI	1 DEC 1982	10	9:08.55	
Intermediate Times:							
		1000m	2:49.99	654	SPENCE Michael (USA)		
		2000m	5:42.93	654	SPENCE Michael (USA)		

Legend:

PB Personal Best **Rk** Rank



Results

Resultados / Resultados

WORLD RECORD	37.40 UNITED STATES of AMERICA	USA Barcelona (ESP)	8 AUG 1992
PAN AMERICAN GAMES RECORD	38.18 BRASIL	BRA Winnipeg (CAN)	30 JUL 1999

Rk	Bib	NOC	Lane	Reaction	Fn	Result
1		BRA - BRAZIL	3	0.148		38.81
	117	LENILSON Vicente				
	126	RIBEIRO Rafael				
	121	MORAIS JUNIOR Basilio				
	143	VIANA Sandro				
2		CAN - CANADA	4	0.167		38.87
	185	ADU-BOBIE Richard				
	191	HENRY Anson				
	189	CONNAUGHTON Jared				
	187	BARNETT Brian				
3		USA - UNITED STATES of AMERICA	5	0.163		38.88
	650	SAMUELS James				
	627	EDWARDS Rae				
	659	WILLIAMS Rubin				
	646	PATTON Darvis Doc				
4		TRI - TRINIDAD & TOBAGO	6	0.333		39.23
	597	THOMAS Mikel				
	588	BURNS Marc				
	589	CALLENDER Emmanuel				
	586	BLEDMAN Keston				
5		CUB - CUBA	8	0.201		39.46
	305	MARTINEZ Wilfredo				
	313	VIZCAINO Jenris				
	293	FRIAS Yoan				
	309	ROBLES Dayron				
6		AHO - NETHERLANDS ANTILLES	2	0.136		39.83
	1	KWIDAMA P.				
	5	RAFAELA C.				
	3	MARIANO Brian				
	4	MARTINA Churandy				
7		BAH - BAHAMAS	7	0.178		39.91
	54	SANDS Shamar				
	48	McINTOSH Troy Dewitt				
	46	GRIFFITH Adrian				
	50	MITCHELL Jacobi Jacoda				
8		SKN - SAINT KITTS & NEVIS	1	0.190		40.20
	565	CLARKE Clarke				
	568	DELANEY Delwayne				
	571	MORTON Robert				
	567	COLLINS Kim				

Legend:

Fn False start Rk Rank

Results

Resultados / Resultados

WORLD RECORD	37.40 UNITED STATES of AMERICA	USA Barcelona (ESP)	8 AUG 1992
PAN AMERICAN GAMES RECORD	38.18 BRASIL	BRA Winnipeg (CAN)	30 JUL 1999

Rk	Bib	NOC	Lane	Reaction	Fn	Result	
1		USA - UNITED STATES of AMERICA	4	0.171		38.93	Q
	650	SAMUELS James					
	627	EDWARDS Rae					
	659	WILLIAMS Rubin					
	646	PATTON Darvis Doc					
2		TRI - TRINIDAD & TOBAGO	3	0.259		39.02	Q
	598	THOMPSON Richard					
	588	BURNS Marc					
	589	CALLENDER Emmanuel					
	597	THOMAS Mikel					
3		AHO - NETHERLANDS ANTILLES	6	0.191		39.41	Q
	1	KWIDAMA P.					
	5	RAFAELA C.					
	3	MARIANO Brian					
	4	MARTINA Churandy					
4		CUB - CUBA	5	0.287		39.54	
	305	MARTINEZ Wilfredo					
	293	FRIAS Yoan					
	298	HERRERA Michael					
	313	VIZCAINO Jenris					
5		SKN - SAINT KITTS & NEVIS	2	0.276		39.74	NR
	565	CLARKE Clarke					
	568	DELANEY Delwayne					
	571	MORTON Robert					
	567	COLLINS Kim					
6		HON - HONDURAS	7	0.317		41.49	
	420	BENNETT Ronald					
	424	PALACIOS Rolando					
	423	LOWE Jonnie					
	421	CAMPBELL Kessel					

Qualification: First 3 in each heat (Q) and the next 2 fastest (q) advance to the Final

Legend:

Fn False start **NR** National Record **Q** Qualified by place **Rk** Rank

Results

Resultados / Resultados

WORLD RECORD	37.40 UNITED STATES of AMERICA	USA Barcelona (ESP)	8 AUG 1992
PAN AMERICAN GAMES RECORD	38.18 BRASIL	BRA Winnipeg (CAN)	30 JUL 1999

Rk	Bib	NOC	Lane	Reaction	Fn	Result
1		CAN - CANADA	4	0.203		38.81 Q
	185	ADU-BOBIE Richard				
	191	HENRY Anson				
	189	CONNAUGHTON Jared				
	187	BARNETT Brian				
2		BRA - BRAZIL	5	0.252		38.83 Q
	117	LENILSON Vicente				
	126	RIBEIRO Rafael				
	121	MORAIS JUNIOR Basilio				
	122	MOREIRA Jose Carlos				
3		BAH - BAHAMAS	6	0.308		40.05 Q
	54	SANDS Shamar				
	48	McINTOSH Troy Dewitt				
	46	GRIFFITH Adrian				
	50	MITCHELL Jacobi Jacoda				
4		ARG - ARGENTINA	2	0.194		40.38
	25	GARAVENTA Jose				
	26	JIMENEZ Mariano				
	30	WILKEN Miguel				
	17	ALTAMIRANO Ivan				
		JAM - JAMAICA	3			DNS

Qualification: First 3 in each heat (Q) and the next 2 fastest (q) advance to the Final

Legend:

DNS Did not Start **Fn** False start **Q** Qualified by place **Rk** Rank

Results Summary

Resumen de resultados / Resumo dos Resultados

WORLD RECORD	37.40 UNITED STATES of AMERICA	USA Barcelona (ESP)	8 AUG 1992
PAN AMERICAN GAMES RECORD	38.18 BRASIL	BRA Winnipeg (CAN)	30 JUL 1999

Rank	NOC Code	NOC	Heat	Lane	Position	Time	
1	CAN	Canada	2	4	1	38.81	Q
2	BRA	Brazil	2	5	2	38.83	Q
3	USA	United States of America	1	4	1	38.93	Q
4	TRI	Trinidad & Tobago	1	3	2	39.02	Q
5	AHO	Netherlands Antilles	1	6	3	39.41	Q
6	CUB	Cuba	1	5	4	39.54	q
7	SKN	Saint Kitts & Nevis	1	2	5	39.74	q NR
8	BAH	Bahamas	2	6	3	40.05	Q
9	ARG	Argentina	2	2	4	40.38	
10	HON	Honduras	1	7	6	41.49	
	JAM	Jamaica	2	3		DNS	

Qualification: First 3 in each heat (Q) and the next 2 fastest (q) advance to the Final

Note:
These teams are sorted on performance

Legend:
DNS Did not Start **NR** National Record **q** Qualified by result **Q** Qualified by place



Results Progression

Progresión de los Resultados / Progressão dos Resultados

WORLD RECORD	37.40 UNITED STATES of AMERICA	USA Barcelona (ESP)	8 AUG 1992
PAN AMERICAN GAMES RECORD	38.18 BRASIL	BRA Winnipeg (CAN)	30 JUL 1999

Rk	Name	NOC Code	Phase	Lane	Pos	Time
1	BRAZIL	BRA	Final	3	1	38.81
			Semifinal 2/2	5	2	38.83 Q
2	CANADA	CAN	Final	4	2	38.87
			Semifinal 2/2	4	1	38.81 Q
3	UNITED STATES of	USA	Final	5	3	38.88
			Semifinal 1/2	4	1	38.93 Q
4	TRINIDAD & TOBAGO	TRI	Final	6	4	39.23
			Semifinal 1/2	3	2	39.02 Q
5	CUBA	CUB	Final	8	5	39.46
			Semifinal 1/2	5	4	39.54 q
6	NETHERLANDS ANTILLES	AHO	Final	2	6	39.83
			Semifinal 1/2	6	3	39.41 Q
7	BAHAMAS	BAH	Final	7	7	39.91
			Semifinal 2/2	6	3	40.05 Q
8	SAINT KITTS & NEVIS	SKN	Final	1	8	40.20
			Semifinal 1/2	2	5	39.74 q NR

Legend:

NR	National Record	Pos	Position	q	Qualified by result	Q	Qualified by place
Rk	Rank						

Results

Resultados / Resultados

WORLD RECORD	2:54.20 UNITED STATES of AMERICA	USA Uniondale (USA)	22 JUL 1998
PAN AMERICAN GAMES RECORD	2:57.97 JAMAICA	JAM Winnipeg (CAN)	30 JUL 1999

Rk	Bib	NOC	Lane	Reaction	Fn	Result
1		BAH - BAHAMAS	4	0.292		3:01.94
	56	WILLIAMS Andrae				
	51	MONCUR Avarid				
	47	MATHEAU Michael				
	45	BROWN Chris				
2		USA - UNITED STATES of AMERICA	2	0.190		3:02.44
	706	NIXON Greg				
	656	TORRANCE Jamaal				
	622	BENNETT Laron				
	643	NEVILLE III David				
3		DOM - DOMINICAN REPUBLIC	3	0.226		3:02.48
	354	SANTA Carlos Yohelin				
	351	PEGUERO Arismendy				
	356	TAPIA Yoel Armando				
	353	SANCHEZ Felix				
4		TRI - TRINIDAD & TOBAGO	6	0.182		3:03.60
	594	MODIBO Ato				
	595	QUOW Renny				
	592	SOLOMAN Jarrin				
	590	HEWITT Zwede				
5		JAM - JAMAICA	5	0.359		3:04.15
	436	FOTHERGILL Allodin				
	482	MULLINGS Dwight				
	453	STEELE Edino				
	442	GREEN Leford				
6		BRA - BRAZIL	7	0.423		3:05.87
	142	VASCONCELOS Eduardo				
	124	PARRELA Sanderlei				
	132	SANTOS Anderson				
	99	ALMEIDA Fernando				
7		PUR - PUERTO RICO	8	0.571		3:06.22
	547	CARRASQUILLO Hector				
	553	MARTINEZ Felix Adolfo				
	546	AMADOR Adalberto				
	549	CULSON Javier				
8		GUA - GUATEMALA	1	0.200		3:17.86
	401	SOLORZANO Jorge Luis				
	399	QUEVEDO Camilo				
	393	BALTAZAR Edwin Cecilio				
	392	AYALA Allan				

Legend:

Fn False start Rk Rank

Results

Resultados / Resultados

CORRECTED

WORLD RECORD	2:54.20 UNITED STATES of AMERICA	USA Uniondale (USA)	22 JUL 1998
PAN AMERICAN GAMES RECORD	2:57.97 JAMAICA	JAM Winnipeg (CAN)	30 JUL 1999

Rk	Bib	NOC	Lane	Reaction	Fn	Result	
1		BAH - BAHAMAS	5	0.333		3:02.76	Q
	56	WILLIAMS Andrae					
	42	BAIN Andretti					
	49	McKINNEY Nathaniel					
	51	MONCUR Avard					
2		DOM - DOMINICAN REPUBLIC	6	0.325		3:04.65	Q
	354	SANTA Carlos Yohelin					
	356	TAPIA Yoel Armando					
	350	MEJIA Pedro Juan					
	351	PEGUERO Arismendy					
3		USA - UNITED STATES of AMERICA	4	0.287		3:05.01	Q
	643	NEVILLE III David					
	656	TORRANCE Jamaal					
	706	NIXON Greg					
	648	RAMZY Bashir					
4		PUR - PUERTO RICO	2	0.190		3:11.33	q
	553	MARTINEZ Felix Adolfo					
	547	CARRASQUILLO Hector					
	546	AMADOR Adalberto					
	555	SOTO Luis					
5		GUA - GUATEMALA	7	0.366		3:16.39	q
	402	VILLAGRAN Hans					
	399	QUEVEDO Camilo					
	393	BALTAZAR Edwin Cecilio					
	392	AYALA Allan					
		CUB - CUBA	3	0.280		DQ	R 170.9
	299	HIERREZUELO Sergio					
	291	CISNEROS Omar					
	303	LUIS Yacnier					
	292	COLLAZO William					

Qualification: First 3 in each heat (Q) and the next 2 fastest (q) advance to the Final

Note:
IAAF Rule 170.9 - Exchanging waiting positions in take-over zone

Legend:
DQ Disqualified **Fn** False start **q** Qualified by result **Q** Qualified by place
R IAAF rule **Rk** Rank

Results

Resultados / Resultados

WORLD RECORD	2:54.20 UNITED STATES of AMERICA	USA Uniondale (USA)	22 JUL 1998
PAN AMERICAN GAMES RECORD	2:57.97 JAMAICA	JAM Winnipeg (CAN)	30 JUL 1999

Rk	Bib	NOC	Lane	Reaction	Fn	Result
1		JAM - JAMAICA	4	0.304		3:04.60 Q
	436	FOTHERGILL Allodin				
	482	MULLINGS Dwight				
	453	STEELE Edino				
	442	GREEN Leford				
2		TRI - TRINIDAD & TOBAGO	3	0.252		3:04.86 Q
	594	MODIBO Ato				
	592	SOLOMAN Jarrin				
	595	QUOW Renny				
	590	HEWITT Zwede				
3		BRA - BRAZIL	5	0.290		3:05.15 Q
	100	AMBROSIO Luis Eduardo				
	124	PARRELA Sanderlei				
	99	ALMEIDA Fernando				
	132	SANTOS Anderson				
4		SKN - SAINT KITTS & NEVIS	2	0.188		3:21.77
	574	SMITH Kadeem				
	566	CLAXTON Jevon				
	570	JONES Adolphus				
	573	ROGERS Melville				
		CAN - CANADA	6			DNF
	195	NELSON Keston				
	201	VADEBONCOEUR Nathan				
	190	DARGIE Andrew				
	194	MACLEOD Jared				

Qualification: First 3 in each heat (Q) and the next 2 fastest (q) advance to the Final

Legend:

DNF Did not Finish **Fn** False start **Q** Qualified by place **Rk** Rank

Results Summary

Resumen de resultados / Resumo dos Resultados

WORLD RECORD	2:54.20	UNITED STATES of AMERICA	USA	Uniondale (USA)	22 JUL 1998
PAN AMERICAN GAMES RECORD	2:57.97	JAMAICA	JAM	Winnipeg (CAN)	30 JUL 1999

Rank	NOC Code	NOC	Heat	Order	Position	Time	
1	BAH	Bahamas	1	3	1	3:02.76	Q
2	JAM	Jamaica	2	3	1	3:04.60	Q
3	DOM	Dominican Republic	1	2	2	3:04.65	Q
4	TRI	Trinidad & Tobago	2	6	2	3:04.86	Q
5	USA	United States of America	1	7	3	3:05.01	Q
6	BRA	Brazil	2	4	3	3:05.15	Q
7	PUR	Puerto Rico	1	5	4	3:11.33	q
8	GUA	Guatemala	1	8	5	3:16.39	q
9	SKN	Saint Kitts & Nevis	2	7	4	3:21.77	
	CAN	Canada	2	5		DNF	
	CUB	Cuba	1	6		DQ	R 170.9

Qualification: First 3 in each heat (Q) and the next 2 fastest (q) advance to the Final

Note:
IAAF Rule 170.9 - Exchanging waiting positions in take-over zone

Note:
These teams are sorted on performance

Legend:
DNF Did not Finish
R IAAF rule
DQ Disqualified
Q Qualified by place
q Qualified by result



Results Progression

Progresión de los Resultados / Progressão dos Resultados

WORLD RECORD	2:54.20 UNITED STATES of AMERICA	USA Uniondale (USA)	22 JUL 1998
PAN AMERICAN GAMES RECORD	2:57.97 JAMAICA	JAM Winnipeg (CAN)	30 JUL 1999

Rk	Name	NOC Code	Phase	Lane	Pos	Time
1	BAHAMAS	BAH	Final	4	1	3:01.94
			Semifinal 1/2	5	1	3:02.76 Q
2	UNITED STATES of	USA	Final	2	2	3:02.44
			Semifinal 1/2	4	3	3:05.01 Q
3	DOMINCAN REPUBLIC	DOM	Final	3	3	3:02.48
			Semifinal 1/2	6	2	3:04.65 Q
4	TRINIDAD & TOBAGO	TRI	Final	6	4	3:03.60
			Semifinal 2/2	3	2	3:04.86 Q
5	JAMAICA	JAM	Final	5	5	3:04.15
			Semifinal 2/2	4	1	3:04.60 Q
6	BRAZIL	BRA	Final	7	6	3:05.87
			Semifinal 2/2	5	3	3:05.15 Q
7	PUERTO RICO	PUR	Final	8	7	3:06.22
			Semifinal 1/2	2	4	3:11.33 q
8	GUATEMALA	GUA	Final	1	8	3:17.86
			Semifinal 1/2	7	5	3:16.39 q

Legend:

Pos Position **q** Qualified by result **Q** Qualified by place **Rk** Rank

Results

Resultados / Resultados

WORLD RECORD	2.45 SOTOMAYOR Javier	CUB SALAMANCA (ESP)	27 JUL 1993
PAN AMERICAN GAMES RECORD	2.40 SOTOMAYOR Javier	CUB Mar del Plata (ARG)	25 MAR 1995

Rk	Bib	Name	NOC Code	Date of Birth	1.90	1.95	2.00	2.05	2.10	2.15	2.18	Result	
					2.21	2.24	2.26	2.28	2.30	2.32	2.34		
1	306	MOYA Victor	CUB	24 OCT 1982	-	-	-	-	-	-	O	2.32	
					-	-	O	-	XXO	XXO	X-		
2	55	THOMAS Donald	BAH	15 JUL 1984	-	-	-	-	-	O	XO	2.30	
					-	O	O	XO	XO	XXX			
3	10	GRAYMAN James T.	ANT	11 OCT 1985	-	-	-	-	O	O	XO	2.24	
					O	O	XXX						
4	118	LIMA Jesse	BRA	17 FEB 1981	-	-	-	-	-	O	-	2.24	
					XXO	O	XXX						
5	495	MARTINEZ Gerardo	MEX	9 MAR 1979	-	-	-	-	O	O	O	2.24	
					O	XO	XXX						
6	652	SHUNK Adam	USA	29 AUG 1979	-	-	-	-	-	O	-	2.24	
					XO	XXO	XXX						
7	43	BARRY Trevor	BAH	14 JUN 1983	-	-	-	-	O	O	O	2.21	
					O	XXX							
7	644	NIETO Jamie	USA	2 NOV 1976	-	-	-	-	-	-	O	2.21	
					O	-	XXX						
9	345	WILLIAMS Brendan	DMA	14 DEC 1987	-	-	-	XO	O	O	O	2.18	PB
					XXX								
10	483	EDWARDS Darvin	LCA	11 SEP 1986	-	-	-	-	O	O	XXO	2.18	SB
					XXX								
11	103	BAPTISTA Fabio	BRA	10 SEP 1984	-	-	-	O	O	O	XXX	2.15	
11	70	DOTTIN Henderson	BAR	1 JAN 1980	-	-	-	O	O	O	XXX	2.15	
13	262	MAYO Gilmar Jalith	COL	30 SEP 1979	-	-	-	-	O	XXX		2.10	
14	83	BRANGMAN JR Deon	BER	18 AUG 1986	-	-	-	O	XX-	X		2.05	
	349	LUCIANO Julio	DOM	10 OCT 1977	-	-	-	-	-	XXX		NM	
	222	WRIGHT Omar	CAY	5 APR 1985	-	-	-	XXX				NM	

Legend:

-	Pass	NM	No Mark	O	Clearance	PB	Personal Best
Rk	Rank	SB	Season Best	x	Failure		

Results

Resultados / Resultados

WORLD RECORD	8.95 POWELL Mike	USA Tokyo (JPN)	30 AUG 1991
PAN AMERICAN GAMES RECORD	8.75 LEWIS Carl	USA Indianápolis (USA)	16 AUG 1987

Rk	Bib	Name	NOC Code	Date of Birth	1	2	3	4	5	6	Result	Wind
1	528	SALADINO Irving	PAN	23 JAN 1983	6.66 -0.2	7.69 -0.1	8.13 +0.2	X	6.74 -0.2	8.28 -0.5	8.28	-0.5
2	305	MARTINEZ Wilfredo	CUB	9 JAN 1985	7.85 -0.1	7.92 +0.1	7.62 +0.4	7.76 -0.3	7.65 -0.2	X	7.92	+0.1
3	648	RAMZY Bashir	USA	4 MAY 1979	X	7.54 +0.1	7.61 +0.1	X	7.66 +0.4	7.90 +0.6	7.90	+0.6
4	308	PEDROSO Ivan	CUB	17 DEC 1972	X	X	7.82 -0.3	X	7.86 +0.0	X	7.86	+0.0
5	52	MOXEY Osborne	BAH	27 AUG 1978	7.81 +0.1	7.36 -0.1	7.46 -0.2	7.53 +0.0	7.53 +0.0	7.55 +0.5	7.81	+0.1
6	352	RAFAEL Carlos	DOM	24 SEP 1986	7.56 +0.1	7.59 +0.3	7.54 +0.4	7.63 +0.1	7.51 +0.0	7.29 +0.1	7.63	+0.1
7	378	CHILA Hugo	ECU	22 JUL 1987	7.59 -0.2	X	7.30 -0.2	7.42 +0.1	7.60 +0.7	7.44 +0.2	7.60	+0.7
8	554	SIMMS Allen	PUR	26 JUL 1982	X	X	7.55 -0.1	X	X	-	7.55	-0.1
9	538	TRISTAN Louis	PER	1 MAY 1984	7.53 +0.5	7.16 +0.2	X				7.53	+0.5
10	144	VIEIRA Erivaldo	BRA	18 NOV 1980	7.34 +0.1	7.44 +0.1	X				7.44	+0.1
11	106	BISPO Rogerio	BRA	16 NOV 1985	X	7.26 +0.0	7.44 -0.6				7.44	-0.6
12	535	Mc FARLANE Jorge	PER	20 FEB 1988	7.07 +0.0	6.80 +0.3	7.30 +0.0				7.30	+0.0

Starting order	1	2	3	4	5	6	7	8	9	10	11	12
Initial	554	144	535	378	52	305	352	648	538	308	106	528
4th and 5th attempts	554	378	352	648	52	308	305	528				
6th attempt	554	378	352	648	52	308	305	528				

Legend:

- Pass Rk Rank x Failure

Results

Resultados / Resultados

WORLD RECORD	8.95 POWELL Mike	USA Tokyo (JPN)	30 AUG 1991
PAN AMERICAN GAMES RECORD	8.75 LEWIS Carl	USA Indianápolis (USA)	16 AUG 1987

Rk	Bib Name	NOC Code	Date of Birth	1	2	3	Result Wind
1	528 SALADINO Irving	PAN	23 JAN 1983	8.38 +0.3			8.38 Q +0.3
2	106 BISPO Rogerio	BRA	16 NOV 1985	8.01 -0.5			8.01 Q -0.5
3	308 PEDROSO Ivan	CUB	17 DEC 1972	X	7.93 +0.2		7.93 Q +0.2
4	52 MOXEY Osborne	BAH	27 AUG 1978	7.67 +0.3	7.71 +0.2	-	7.71 +0.2
5	554 SIMMS Allen	PUR	26 JUL 1982	7.54 +1.6	7.48 -0.2	7.32 -0.1	7.54 +1.6
6	352 RAFAEL JORGE Carlos	DOM	24 SEP 1986	7.39 +0.1	7.17 +0.3	7.40 +0.6	7.40 +0.6
7	596 SIMON le Juan	TRI	7 FEB 1981	X	X	7.04 +0.0	7.04 +0.0
8	448 McGREGOR Anthony	JAM	13 SEP 1981	6.86 +0.5	6.86 +0.5	X	6.86 +0.5
9	572 PEMBERTON Joseph	SKN	24 MAR 1989	6.86 +1.5	6.66 +0.7	6.39 +0.2	6.86 +0.7
10	88 WADE Joel	BIZ	5 AUG 1981	5.97 +0.2	-	-	5.97 +0.2

Qualification: Qualifying performance 7.80 (Q) or at least 12 best performers (q) advance to the Final

Starting order	1	2	3	4	5	6	7	8	9	10
	106	308	572	554	448	52	352	596	528	88

Legend:

- Pass **Q** Qualified by right **Rk** Rank **x** Failure

Results

Resultados / Resultados

CORRECTED

WORLD RECORD	8.95 POWELL Mike	USA Tokyo (JPN)	30 AUG 1991
PAN AMERICAN GAMES RECORD	8.75 LEWIS Carl	USA Indianápolis (USA)	16 AUG 1987

Rk	Bib Name	NOC Code	Date of Birth	1	2	3	Result Wind
1	144 VIEIRA Erivaldo	BRA	18 NOV 1980	7.83 -0.3			7.83 Q -0.3
2	378 CHILA Hugo	ECU	22 JUL 1987	7.68 +0.3	7.58 -0.3	6.26 +0.5	7.68 q -0.5
3	538 TRISTAN Louis	PER	1 MAY 1984	7.55 +0.5	7.32 -0.2	7.35 -0.2	7.55 q +0.5
4	648 RAMZY Bashir	USA	4 MAY 1979	7.49 +1.4	7.39 +0.1	7.44 +0.0	7.49 q +1.4
5	305 MARTINEZ Wilfredo	CUB	9 JAN 1985	7.40 +0.1	7.30 -0.2	7.46 +0.6	7.46 q +0.6
6	535 Mc FARLANE Jorge	PER	20 FEB 1988	7.28 +0.1	5.79 +0.4	7.38 +0.0	7.38 q +0.0
7	444 JACKSON Jermaine	JAM	29 MAY 1986	X	7.35 +0.2	7.33 -0.1	7.35 +0.2
8	84 SMITH Tyrone	BER	7 AUG 1984	X	7.16 +0.2	7.32 +0.4	7.32 +0.4
9	412 NARCISSE Narc	HAI	30 MAY 1977	X	7.24 +0.3	X	7.24 +0.3
10	421 CAMPBELL Kessel	HON	8 NOV 1987	X	X	7.08 +0.2	7.08 +0.2

Qualification: Qualifying performance 7.80 (Q) or at least 12 best performers (q) advance to the Final

Starting order	1	2	3	4	5	6	7	8	9	10
	412	305	84	648	444	535	538	421	378	144

Legend:

Q Qualified by right q Qualified by result Rk Rank x Failure

Results Summary

Resumen de resultados / Resumo dos Resultados

WORLD RECORD	8.95 POWELL Mike	USA Tokyo (JPN)	30 AUG 1991
PAN AMERICAN GAMES RECORD	8.75 LEWIS Carl	USA Indianápolis (USA)	16 AUG 1987

Rank	Bib	Name	NOC Code	Group	Position	Wind	Result
1	528	SALADINO Irving	PAN	A	1	+0.3	8.38 Q
2	106	BISPO Rogerio	BRA	A	2	-0.5	8.01 Q
3	308	PEDROSO Ivan	CUB	A	3	+0.2	7.93 Q
4	144	VIEIRA Erivaldo	BRA	B	1	-0.3	7.83 Q
5	52	MOXEY Osborne	BAH	A	4	+0.2	7.71 q
6	378	CHILA Hugo	ECU	B	2	-0.5	7.68 q
7	538	TRISTAN Louis	PER	B	3	+0.5	7.55 q
8	554	SIMMS Allen	PUR	A	5	+1.6	7.54 q
9	648	RAMZY Bashir	USA	B	4	+1.4	7.49 q
10	305	MARTINEZ Wilfredo	CUB	B	5	+0.6	7.46 q
11	352	RAFAEL JORGE Carlos	DOM	A	6	+0.6	7.40 q
12	535	Mc FARLANE Jorge	PER	B	6	+0.0	7.38 q
13	444	JACKSON Jermaine	JAM	B	7	+0.5	7.35
14	84	SMITH Tyrone	BER	B	8	+0.4	7.32
15	412	NARCISSE Narc	HAI	B	9	+0.3	7.24
16	421	CAMPBELL Kessel	HON	B	10	+0.2	7.08
17	596	SIMON le Juan	TRI	A	7	+0.0	7.04
18	448	McGREGOR Anthony	JAM	A	8	+0.5	6.86
19	572	PEMBERTON Joseph	SKN	A	9	+0.7	6.86
20	88	WADE Joel	BIZ	A	10	+0.2	5.97

Qualification: Qualifying performance 7.80 (Q) or at least 12 best performers (q) advance to the Final

Legend:

q Qualified by result **Q** Qualified by right

Results

Resultados / Resultados

WORLD RECORD	18.29 EDWARDS Jonathan	GBR Göteborg (SWE)	7 AUG 1995
PAN AMERICAN GAMES RECORD	17.89 de OLIVEIRA Joao Carlos	BRA Ciudad de Mexico (MEX)	15 OCT 1975

Rk	Bib	Name	NOC Code	Date of Birth	1	2	3	4	5	6	Result	Wind
1	115	GREGORIO Jadel	BRA	16 SEP 1980	17.04 +1.8	17.27 +0.5	-	17.15 +0.5	-	17.09 +0.7	17.27	+0.5
2	311	TOSCA Osniel	CUB	30 JUN 1984	16.00 -0.8	16.78 +0.1	16.65 +0.3	16.18 +0.3	16.37 +0.3	16.92 +0.1	16.92	+0.1
3	287	BETANZOS Yoandris	CUB	15 FEB 1982	X	16.75 +0.2	16.01 +0.2	16.56 +1.7	X	16.90 +0.7	16.90	+0.7
4	127	SABINO Jefferson	BRA	11 APR 1982	16.79 +0.9	16.81 +0.4	16.57 +1.2	X	X	16.76 +0.3	16.81	SB +0.4
5	660	WILLIS Lawrence	USA	12 JUL 1981	16.72 +0.7	16.05 +0.3	16.38 +0.2	16.36 +1.3	X	15.38 +0.1	16.72	+0.7
6	53	SANDS Leevan	BAH	16 AUG 1981	16.59 +0.6	16.67 +1.4	16.65 +0.7	15.10 +1.4	X	16.15 +0.5	16.67	+1.4
7	386	LEWIS Randy	GRN	15 NOV 1978	16.42 +0.0	X	16.40 -0.7	X	X	X	16.42	+0.0
8	12	JOSEPH Ayata	ANT	10 AUG 1985	15.66 +0.5	X	15.73 +0.8	15.33 +0.6	X	DNF	15.73	+0.8
9	378	CHILA Hugo	ECU	22 JUL 1987	14.69 +0.2	15.71 +1.3	14.26 -0.5				15.71	+1.3
10	414	LAINÉ Samyr	HAI	17 JUL 1984	15.10 +0.5	15.45 +1.3	13.79 +0.7				15.45	+1.3
11	431	CLINE Keita	IVB	29 NOV 1974	X	14.37 +0.2	14.02 +0.9				14.37	SB +0.2
	596	SIMON le Juan	TRI	7 FEB 1981	X	X	X				NM	
	554	SIMMS Allen	PUR	26 JUL 1982							DNS	

Starting order	1	2	3	4	5	6	7	8	9	10	11	12	13
Initial	414	431	12	378	127	596	660	53	554	311	386	287	115
4th and 5th attempts	12	386	53	660	287	311	127	115					
6th attempt	12	386	53	660	287	311	127	115					

Legend:

-	Pass	DNF	Did not Finish	DNS	Did not Start	NM	No Mark
Rk	Rank	SB	Season Best	x	Failure		

Results

Resultados / Resultados

WORLD RECORD	6.14 BUBKA Sergey	UKR Sestriere (ITA)	31 JUL 1994
PAN AMERICAN GAMES RECORD	5.75 MANSON Patrick	USA Mar del Plata (ARG)	18 MAR 1995

Rk	Bib	Name	NOC Code	Date of Birth	4.90	5.05	5.20	5.30	5.40	Result
1	136	SILVA Fabio	BRA	8 APR 1983	-	-	XO	O	XXO	5.40
2	494	LANARO Giovanni	MEX	27 SEP 1981	-	-	XO	XXO	XXX	5.30
3	23	CHIARAVIGLIO German	ARG	16 APR 1987	-	O	O	XX-	X	5.20
4	484	JOHNSON Dominic	LCA	31 OCT 1975	XXO	-	XXX			4.90
	641	MILES Derek	USA	28 SEP 1972	-	-	XXX			NM
	289	BORGES Lazaro	CUB	19 JUN 1986	-	XXX				NM
	498	PRATT Robison	MEX	25 FEB 1980	-	XXX				NM
	18	BENITEZ Javier	ARG	30 JUN 1976	XXX					NM
	235	NAVA Jose Francisco	CHI	19 JAN 1983	XXX					NM
	651	SCOTT Jeremy	USA	1 MAY 1981	XXX					NM
	138	SOUSA João	BRA	11 JUN 1984	XXX					NM

Legend:

-	Pass	NM	No Mark	O	Clearance	Rk	Rank
x	Failure						

Results

Resultados / Resultados

WORLD RECORD	23.12 BARNES Randy	USA Westwood (USA)	20 MAY 1990
PAN AMERICAN GAMES RECORD	20.95 HOFFA Michael	USA Santo Domingo (DOM)	5 AUG 2003

Rk	Bib	Name	NOC Code	Date of Birth	1	2	3	4	5	6	Result
1	186	ARMSTRONG Dylan	CAN	1 JAN 1980	19.81	20.10	X	20.05	X	X	20.10
2	451	SCOTT Dorian	JAM	1 FEB 1982	19.63	20.06	20.02	19.95	20.00	19.59	20.06
3	312	VELIZ Carlos	CUB	12 AUG 1987	19.20	18.32	19.03	19.75	19.36	19.32	19.75 PB
4	632	JOHNSON Garrett	USA	24 MAY 1984	18.76	18.72	19.67	X	X	X	19.67
5	27	LAURO German	ARG	2 APR 1984	19.44	19.43	X	19.49	X	X	19.49
6	238	VERNI Marco Antonio	CHI	27 FEB 1976	18.54	X	18.42	17.93	X	18.09	18.54
7	307	PAUMIER Alexis	CUB	21 JAN 1975	18.14	18.32	X	X	18.47	X	18.47
8	714	MEDINA Yojer	VEN	5 SEP 1973	17.69	18.10	17.97	X	18.02	X	18.10
9	254	GARCIA CORDOBA Carlos	COL	19 DEC 1984	17.61	17.26	16.40				17.61
10	116	JULIÃO Ronald	BRA	16 JUN 1985	16.72	17.31	X				17.31
11	120	MENDONÇA Gustavo	BRA	3 OCT 1984	16.49	17.27	16.75				17.27
12	446	KIRTON Kimani	JAM	16 MAY 1984	16.74	16.69	X				16.74
13	343	BENJAMIN Tyron	DMA	16 APR 1987	16.29	16.64	X				16.64

Starting order	1	2	3	4	5	6	7	8	9	10	11	12	13
Initial	312	120	238	27	307	116	446	254	714	343	632	451	186
4th and 5th attempts	714	307	238	312	27	632	451	186					
6th attempt	714	307	238	27	632	312	451	186					

Legend:

PB Personal Best **Rk** Rank **x** Failure

Results

Resultados / Resultados

WORLD RECORD	74.08 SCHULT Jürgen	GER Neubrandenburg (CZE)	6 JUN 1986
PAN AMERICAN GAMES RECORD	67.32 DELIS Luis Mariano	CUB Caracas (VEN)	25 AUG 1983

Rk	Bib	Name	NOC Code	Date of Birth	1	2	3	4	5	6	Result
1	649	ROBERTSON Michael	USA	13 APR 1979	59.24	X	57.84	-	-	58.00	59.24
2	635	KUEHL Adam	USA	19 JAN 1984	X	53.43	57.50	X	X	X	57.50
3	198	SLOWIK Dariusz	CAN	15 AUG 1977	57.37	56.71	X	X	X	56.31	57.37
4	27	LAURO German	ARG	2 APR 1984	X	X	50.58	56.08	53.66	55.83	56.08
5	301	LASTRE Yunio	CUB	26 OCT 1981	53.76	54.80	X	X	X	X	54.80
6	116	JULIÃO Ronald	BRA	16 JUN 1985	53.54	X	X	54.36	53.06	53.75	54.36
7	725	SHALLOW Adonson	VIN	17 AUG 1986	50.61	X	X	X	51.01	54.03	54.03
8	251	ANGULO Julian Enrique	COL	24 MAY 1980	X	X	50.79	X	X	X	50.79
9	456	WOOLERY Hickel	JAM	7 MAY 1986	50.51	X	47.89				50.51
10	449	MORGAN Jason	JAM	6 OCT 1982	X	X	50.09				50.09
11	110	COSTA ROSA Alessandro	BRA	2 MAR 1971	X	39.15	46.08				46.08

Starting order	1	2	3	4	5	6	7	8	9	10	11
Initial	725	449	27	456	110	251	301	116	198	649	635
4th and 5th attempts	27	725	251	116	301	198	635	649			
6th attempt	251	725	116	301	27	198	635	649			

Legend:

- Pass Rk Rank x Failure

Results

Resultados / Resultados

WORLD RECORD	98.48 ZELEZNý Jan	CZE Jena (GER)	25 MAY 1996
PAN AMERICAN GAMES RECORD	81.72 GONZALEZ Emeterio	CUB Santo Domingo (DOM)	6 AUG 2003

Rk	Bib	Name	NOC Code	Date of Birth	1	2	3	4	5	6	Result
1	304	MARTINEZ Guillermo	CUB	28 JUN 1981	72.59	72.81	X	72.33	77.66	72.23	77.66
2	631	HAZLE Mike	USA	22 MAR 1979	67.06	X	70.54	X	75.33	X	75.33 SB
3	119	MAXIMIANO Alexon	BRA	12 OCT 1982	71.18	70.12	75.04	71.29	X	X	75.04
4	530	FATECHA Victor	PAR	10 MAR 1988	68.37	72.30	71.15	X	X	X	72.30
5	264	PALACIOS Noraldo	COL	8 JUL 1980	X	67.28	71.14	X	66.96	X	71.14
6	28	PIETROBELLI Pablo	ARG	14 JUN 1980	66.83	64.69	67.29	70.54	70.62	66.09	70.62
7	655	ST CLAIR Justin	USA	17 MAY 1979	68.48	67.54	67.28	64.96	67.73	67.13	68.48
8	123	OLIVEIRA Julio	BRA	2 APR 1986	67.92	66.24	65.24	X	X	X	67.92
9	234	MORAGA Diego	CHI	6 OCT 1976	60.82	58.39	65.96				65.96
10	231	GUERRA Ignacio	CHI	15 SEP 1987	X	64.88	65.51				65.51

Starting order	1	2	3	4	5	6	7	8	9	10
Initial	264	231	234	631	655	28	123	530	119	304
4th and 5th attempts	28	123	655	631	264	530	304	119		
6th attempt	123	655	28	264	530	119	631	304		

Legend:

Rk Rank **SB** Season Best **x** Failure

Results

Resultados / Resultados

WORLD RECORD	86.74 SEDYKH Yuriy	URS Stuttgart (GER)	30 AUG 1986
PAN AMERICAN GAMES RECORD	79.61 DEAL Lance	USA Winnipeg (CAN)	27 JUL 1999

Rk	Bib	Name	NOC Code	Date of Birth	1	2	3	4	5	6	Result
1	199	STEACY James	CAN	29 MAY 1984	71.60	73.77	71.14	X	73.52	71.31	73.77
2	633	JOHNSON Kibwe	USA	17 JUL 1981	X	69.08	X	70.72	68.93	73.23	73.23
3	22	CERRA Juan Ignacio	ARG	10 OCT 1976	70.61	71.57	68.24	69.92	70.89	72.12	72.12
4	634	KRUGER A.G.	USA	18 FEB 1979	66.31	65.82	68.48	68.71	66.74	67.40	68.71
5	236	PALMA Patricio	CHI	27 OCT 1978	65.60	67.86	66.07	X	67.80	66.82	67.86 PB
6	288	BICET Noleysis	CUB	6 FEB 1981	67.51	66.61	66.98	X	67.40	66.44	67.51
7	112	DOMINGOS Wagner	BRA	26 MAR 1983	62.50	63.38	64.11	62.18	64.03	65.27	65.27
8	708	BELLO Aldo	VEN	23 MAY 1975	61.78	63.98	63.25	63.53	X	62.33	63.98
9	129	SANTOS Marcos	BRA	23 APR 1973	61.86	X	61.58				61.86
10	237	PINO Leonardo	CHI	20 JUL 1976	60.75	61.61	61.47				61.61
11	400	RIVERA Raul	GUA	5 SEP 1976	60.10	X	57.66				60.10
12	284	SAWYERS Roberto	CRC	17 OCT 1986	X	X	57.45				57.45
13	220	LETTERLOUGH Michael	CAY	26 SEP 1984	X	55.30	X				55.30

Starting order	1	2	3	4	5	6	7	8	9	10	11	12	13
Initial	288	237	220	112	400	708	284	22	236	129	633	199	634
4th and 5th attempts	708	112	288	236	634	633	22	199					
6th attempt	708	112	288	236	634	633	22	199					

Legend:

PB Personal Best Rk Rank x Failure

Results

Resultados / Resultados

WORLD BEST	1:17:21 PEREZ Jefferson	ECU Paris Saint-Denis (FRA)	23 AUG 2003
PAN AMERICAN GAMES BEST	1:20:17 SEGURA Bernardo	MEX Winnipeg (CAN)	26 JUL 1999

Rk	Bib	Name	NOC Code		Date of Birth		Result	Time Behind	RC	
	<i>2km</i>	<i>4km</i>	<i>6km</i>	<i>8km</i>	<i>10km</i>	<i>12km</i>	<i>14km</i>	<i>16km</i>	<i>18km</i>	
1	365	PEREZ Jefferson	ECU		1 JUL 1974		1:22:08			
	8:34 (1)	16:56 (1)	25:11 (1)	33:35 (1)	42:03 (1)	50:34 (1)	58:40 (1)	1:06:23 (1)	1:14:14 (1)	7:54
		8:22	8:15	8:24	8:28	8:31	8:06	7:43	7:51	
2	367	SAQUIPAY Jaime	ECU		21 JUL 1979		1:23:28	1:20		
	8:36 (9)	17:06 (8)	25:26 (8)	33:43 (6)	42:03 (1)	50:34 (1)	58:50 (3)	1:06:57 (2)	1:15:10 (2)	8:18
		8:30	8:20	8:17	8:20	8:31	8:16	8:07	8:13	
3	265	RESTREPO BAENA Gustavo Adolfo	COL		27 JUL 1982		1:24:51	2:43	~	
	8:34 (1)	16:56 (1)	25:12 (2)	33:35 (1)	42:03 (1)	50:34 (1)	58:48 (2)	1:07:04 (3)	1:15:36 (3)	9:15
		8:22	8:16	8:23	8:28	8:31	8:14	8:16	8:32	
4	133	SANTOS JR Mario	BRA		9 OCT 1979		1:29:53	7:45	>>	
	8:36 (9)	17:29 (10)	26:16 (12)	35:07 (9)	44:03 (7)	52:56 (7)	1:02:01 (7)	1:11:13 (6)	1:20:30 (6)	9:23
		8:53	8:47	8:51	8:56	8:53	9:05	9:12	9:17	
5	624	BOYLES Matthew	USA		15 SEP 1982		1:30:03	7:55	~	
	8:42 (11)	17:29 (10)	26:16 (12)	35:07 (9)	44:05 (10)	52:57 (8)	1:02:01 (7)	1:11:13 (6)	1:20:34 (7)	9:29
		8:47	8:47	8:51	8:58	8:52	9:04	9:12	9:21	
6	285	SEGURA Allan	CRC		23 DEC 1980		1:32:27	10:19	>	
	8:42 (11)	17:29 (10)	26:15 (10)	35:07 (9)	44:03 (7)	52:57 (8)	1:02:18 (9)	1:11:59 (8)	1:22:04 (8)	10:23
		8:47	8:46	8:52	8:56	8:54	9:21	9:41	10:05	
7	645	NUNN John	USA		3 FEB 1978		1:32:37	10:29		
	8:44 (15)	17:57 (15)	27:26 (15)	36:51 (14)	46:15 (13)	55:54 (13)	1:05:16 (13)	1:14:26 (11)	1:23:27 (9)	9:10
		9:13	9:29	9:25	9:24	9:39	9:22	9:10	9:01	
8	102	BAGIO Jose Alessandro	BRA		16 APR 1981		1:34:15	12:07		
	8:42 (11)	17:29 (10)	26:22 (14)	35:43 (13)	44:58 (12)	54:37 (12)	1:04:38 (12)	1:13:59 (10)	1:23:43 (10)	10:32
		8:47	8:53	9:21	9:15	9:39	10:01	9:21	9:44	
9	20	CANO Juan Manuel	ARG		12 DEC 1987		1:34:45	12:37		
	8:35 (8)	17:09 (9)	26:01 (9)	35:01 (8)	44:04 (9)	53:18 (10)	1:03:10 (10)	1:13:24 (9)	1:24:16 (11)	10:29
		8:34	8:52	9:00	9:03	9:14	9:52	10:14	10:52	
	283	CALVO Bernardo	CRC		19 DEC 1983		DNF	>		
	8:42 (11)	17:30 (14)	26:15 (10)	35:15 (12)	44:23 (11)	53:55 (11)	1:04:05 (11)	1:15:02 (12)		
		8:48	8:45	9:00	9:08	9:32	10:10	10:57		
	537	TAPIA ECHARRI	PER		24 NOV 1986		DNF	~		
	9:02 (16)	18:30 (16)	28:27 (16)							
		9:28	9:57							
	490	BERDEJA Cristian	MEX		21 JUN 1981		DQ	~		
	8:34 (1)	16:56 (1)	25:12 (2)	33:35 (1)	42:03 (1)	50:34 (1)	58:52 (5)			R 230.6a
		8:22	8:16	8:23	8:28	8:31	8:18			
	493	GUEVARA RIVERA Erick	MEX		25 AUG 1980		DQ	~>		
	8:34 (1)	16:56 (1)	25:12 (2)	33:35 (1)	42:03 (1)	50:42 (6)	59:23 (6)	1:07:43 (5)	1:15:46 (4)	R 230.6a
		8:22	8:16	8:23	8:28	8:39	8:41	8:20	8:03	
	259	LOPEZ ERAZO Luis Fernando	COL		3 JUN 1979		DQ	~		
	8:34 (1)	16:56 (1)	25:12 (2)	33:35 (1)	42:03 (1)	50:34 (1)	58:51 (4)	1:07:22 (4)	1:15:52 (5)	R 230.6a
		8:22	8:16	8:23	8:28	8:31	8:17	8:31	8:30	
	397	MARTINEZ Julio	GUA		27 SEP 1973		DQ	>>		
	8:34 (1)	16:56 (1)	25:24 (7)	34:23 (7)						R 230.6a
		8:22	8:28	8:59						



Flamengo Park
Parque del Flamengo
Parque do Flamengo

22 JUL 2007
15:30

Athletics
Atletismo / Atletismo

Men's 20km Walk
20km Marcha Hombres / Marcha 20km Masculino

Final
Final / Final

Results

Resultados / Resultados

WORLD BEST	1:17:21 PEREZ Jefferson	ECU Paris Saint-Denis (FRA)	23 AUG 2003
PAN AMERICAN GAMES BEST	1:20:17 SEGURA Bernardo	MEX Winnipeg (CAN)	26 JUL 1999

Rk	Bib	Name	NOC Code	Date of Birth	Result	Time Behind	RC				
	<i>2km</i>	<i>4km</i>	<i>6km</i>	<i>8km</i>	<i>10km</i>	<i>12km</i>	<i>14km</i>	<i>16km</i>	<i>18km</i>		
	381 SANDOVAL Walter			ESA	16 DEC 1984	DQ					~>> R 230.6a
8:34	(1)	16:56 (1)	25:15 (6)								
		8:22	8:19								

Note:
IAAF Rule 230.6a - Three red cards

Legend:

~	Lost contact	>	Bent knee	DNF	Did not Finish	DQ	Disqualified
R	IAAF rule	RC	Red Card	Rk	Rank		



Results

Resultados / Resultados

WORLD BEST	1:17:21 PEREZ Jefferson	ECU	Paris Saint-Denis (FRA)	23 AUG 2003
PAN AMERICAN GAMES BEST	1:20:17 SEGURA Bernardo	MEX	Winnipeg (CAN)	26 JUL 1999

Rk	Bib Name	NOC Code	Date of Birth	Result	Time Behind	Red Cards
1	365 PEREZ Jefferson	ECU	1 JUL 1974	1:22:08		
2	367 SAQUIPAY Jaime	ECU	21 JUL 1979	1:23:28	1:20	
3	265 RESTREPO BAENA Gustavo Adolfo	COL	27 JUL 1982	1:24:51	2:43	~
4	133 SANTOS JR Mario	BRA	9 OCT 1979	1:29:53	7:45	>>
5	624 BOYLES Matthew	USA	15 SEP 1982	1:30:03	7:55	~
6	285 SEGURA Allan	CRC	23 DEC 1980	1:32:27	10:19	>
7	645 NUNN John	USA	3 FEB 1978	1:32:37	10:29	
8	102 BAGIO Jose Alessandro	BRA	16 APR 1981	1:34:15	12:07	
9	20 CANO Juan Manuel	ARG	12 DEC 1987	1:34:45	12:37	
	283 CALVO Bernardo	CRC	19 DEC 1983	DNF		>
	537 TAPIA ECHARRI	PER	24 NOV 1986	DNF		~
	490 BERDEJA Cristian	MEX	21 JUN 1981	DQ		~~~ R 230.6a
	493 GUEVARA RIVERA Erick	MEX	25 AUG 1980	DQ		~>~ R 230.6a
	259 LOPEZ ERAZO Luis Fernando	COL	3 JUN 1979	DQ		~~~ R 230.6a
	397 MARTINEZ Julio	GUA	27 SEP 1973	DQ		>>~ R 230.6a
	381 SANDOVAL Walter	ESA	16 DEC 1984	DQ		~>> R 230.6a
Intermediate Times:						
	2km	8:34	490	BERDEJA Cristian (MEX)		
	4km	16:56	490	BERDEJA Cristian (MEX)		
	6km	25:11	365	PEREZ Jefferson (ECU)		
	8km	33:35	490	BERDEJA Cristian (MEX)		
	10km	42:03	490	BERDEJA Cristian (MEX)		
	12km	50:34	490	BERDEJA Cristian (MEX)		
	14km	58:40	365	PEREZ Jefferson (ECU)		
	16km	1:06:23	365	PEREZ Jefferson (ECU)		
	18km	1:14:14	365	PEREZ Jefferson (ECU)		

Note:
IAAF Rule 230.6a - Three red cards

Legend:
~ Lost contact IAAF rule
> Rk Bent knee Rank
DNF Did not Finish
DQ Disqualified

Results

Resultados / Resultados

WORLD BEST	3:35:47 DEAKES Nathan	AUS Geelong (AUS)	2 DEC 2006
PAN AMERICAN GAMES BEST	3:47:55 MERCENARIO Carlos	MEX Mar del Plata (ARG)	24 MAR 1995

Rk	Bib	Name	NOC Code		Date of Birth		Result	Time Behind	RC	
	<i>5km</i>	<i>10km</i>	<i>15km</i>	<i>20km</i>	<i>25km</i>	<i>30km</i>	<i>35km</i>	<i>40km</i>	<i>45km</i>	
1	363	MORENO Xavier	ECU		15 NOV 1979		3:52:07		~~	
	23:58 (2)	47:13 (2)	1:10:03 (2)	1:32:46 (2)	1:55:24 (2)	2:18:13 (2)	2:41:09 (2)	3:04:27 (2)	3:28:39 (2)	23:28
		23:15	22:50	22:43	22:38	22:49	22:56	23:18	24:12	
2	497	NAVA Horacio	MEX		20 JAN 1982		3:52:35	0:28		
	23:57 (1)	46:44 (1)	1:09:40 (1)	1:32:12 (1)	1:54:33 (1)	2:17:09 (1)	2:39:56 (1)	3:02:39 (1)	3:26:46 (1)	25:49
		22:47	22:56	22:32	22:21	22:36	22:47	22:43	24:07	
3	501	ZEPEDA de LEON Omar	MEX		8 JUN 1977		3:56:04	3:57	>~	
	24:34 (5)	48:46 (5)	1:12:46 (5)	1:36:36 (4)	2:00:09 (4)	2:22:41 (3)	2:45:06 (3)	3:07:49 (3)	3:31:42 (3)	24:22
		24:12	24:00	23:50	23:33	22:32	22:25	22:43	23:53	
4	379	MIRA Salvador	ESA		23 AUG 1984		3:59:51	7:44	~~	
	25:35 (8)	50:12 (8)	1:14:22 (7)	1:38:08 (7)	2:01:02 (6)	2:23:23 (5)	2:45:47 (4)	3:09:20 (4)	3:34:28 (4)	25:23
		24:37	24:10	23:46	22:54	22:21	22:24	23:33	25:08	
5	395	GARCIA BECHINIE Luis	GUA		13 SEP 1974		4:01:36	9:29		
	24:34 (5)	48:46 (5)	1:12:46 (5)	1:36:36 (4)	2:00:09 (4)	2:23:22 (4)	2:46:14 (5)	3:10:05 (5)	3:34:37 (5)	26:59
		24:12	24:00	23:50	23:33	23:13	22:52	23:51	24:32	
6	257	HERNANDEZ Fredy Hernando	COL		25 APR 1978		4:03:10	11:03		
	25:38 (9)	50:18 (10)	1:14:22 (7)	1:38:40 (8)	2:02:57 (8)	2:26:55 (7)	2:50:53 (7)	3:14:52 (7)	3:39:11 (7)	23:59
		24:40	24:04	24:18	24:17	23:58	23:58	23:59	24:19	
7	128	SANTOS Claudio	BRA		16 OCT 1987		4:14:38	22:31		
	25:39 (11)	50:18 (10)	1:14:26 (10)	1:38:49 (10)	2:03:15 (9)	2:27:22 (8)	2:52:28 (8)	3:17:45 (8)	3:47:55 (8)	26:43
		24:39	24:08	24:23	24:26	24:07	25:06	25:17	30:10	
8	625	DUNN Philip	USA		12 JUN 1971		4:15:47	23:40		
	25:39 (11)	50:37 (12)	1:15:46 (12)	1:41:27 (13)	2:07:33 (12)	2:33:14 (11)	2:59:04 (10)	3:24:50 (9)	3:50:13 (9)	25:34
		24:58	25:09	25:41	26:06	25:41	25:50	25:46	25:23	
9	226	BASCUÑAN Cristian	CHI		8 MAR 1983		4:24:21	32:14	>~	
	25:38 (9)	50:42 (13)	1:15:59 (13)	1:41:25 (12)	2:06:57 (11)	2:32:32 (9)	2:58:45 (9)	3:26:02 (10)	3:54:47 (10)	29:34
		25:04	25:17	25:26	25:32	25:35	26:13	27:17	28:45	
	380	REYES Ricardo	ESA		10 MAR 1980		DNF			
	24:50 (7)	49:50 (7)	1:14:31 (11)	1:39:50 (11)	2:05:57 (10)	2:32:34 (10)	2:59:14 (11)			
		25:00	24:41	25:19	26:07	26:37	26:40			
	626	EASTLER Kevin	USA		14 OCT 1977		DQ	>>>	R 230.6a	
	23:59 (3)	47:24 (3)	1:10:35 (3)	1:33:47 (3)	1:57:27 (3)					
		23:25	23:11	23:12	23:40					
	133	SANTOS JR Mario	BRA		9 OCT 1979		DQ	>>>	R 230.6a	
	25:39 (11)	50:14 (9)	1:14:22 (7)	1:38:40 (8)						
		24:35	24:08	24:18						
	368	ZAPATA Mesias	ECU		8 JAN 1981		DQ	~~~	R 230.6a	
	24:21 (4)	48:20 (4)	1:12:27 (4)	1:36:56 (6)	2:01:30 (7)	2:26:38 (6)	2:50:13 (6)	3:13:39 (6)	3:38:21 (6)	
		23:59	24:07	24:29	24:34	25:08	23:35	23:26	24:42	

Note:
IAAF Rule 230.6a - Three red cards

Legend:
~ Lost contact > Bent knee DNF Did not Finish DQ Disqualified
R IAAF rule RC Red Card Rk Rank



Results

Resultados / Resultados

WORLD BEST	3:35:47 DEAKES Nathan	AUS Geelong (AUS)	2 DEC 2006
PAN AMERICAN GAMES BEST	3:47:55 MERCENARIO Carlos	MEX Mar del Plata (ARG)	24 MAR 1995

Rk	Bib Name	NOC Code	Date of Birth	Result	Time Behind	Red Cards
1	363 MORENO Xavier	ECU	15 NOV 1979	3:52:07		~
2	497 NAVA Horacio	MEX	20 JAN 1982	3:52:35	0:28	
3	501 ZEPEDA de LEON Omar	MEX	8 JUN 1977	3:56:04	3:57	>~
4	379 MIRA Salvador	ESA	23 AUG 1984	3:59:51	7:44	~
5	395 GARCIA BECHINIE Luis	GUA	13 SEP 1974	4:01:36	9:29	
6	257 HERNANDEZ Fredy Hernando	COL	25 APR 1978	4:03:10	11:03	
7	128 SANTOS Claudio	BRA	16 OCT 1987	4:14:38	22:31	
8	625 DUNN Philip	USA	12 JUN 1971	4:15:47	23:40	
9	226 BASCUÑAN Cristian	CHI	8 MAR 1983	4:24:21	32:14	>~
	380 REYES Ricardo	ESA	10 MAR 1980	DNF		
	626 EASTLER Kevin	USA	14 OCT 1977	DQ		>>> R 230.6a
	133 SANTOS JR Mario	BRA	9 OCT 1979	DQ		>>> R 230.6a
	368 ZAPATA Mesias	ECU	8 JAN 1981	DQ		~ ~ ~ R 230.6a
Intermediate Times:						
	5km	23:57	497	NAVA Horacio (MEX)		
	10km	46:44	497	NAVA Horacio (MEX)		
	15km	1:09:40	497	NAVA Horacio (MEX)		
	20km	1:32:12	497	NAVA Horacio (MEX)		
	25km	1:54:33	497	NAVA Horacio (MEX)		
	30km	2:17:09	497	NAVA Horacio (MEX)		
	35km	2:39:56	497	NAVA Horacio (MEX)		
	40km	3:02:39	497	NAVA Horacio (MEX)		
	45km	3:26:46	497	NAVA Horacio (MEX)		

Note:
IAAF Rule 230.6a - Three red cards

Legend:
~ Lost contact IAAF rule
> Rk Bent knee Rank
DNF Did not Finish
DQ Disqualified

Results

Resultados / Resultados

WORLD BEST	2:04:55	TERGAT Paul	KEN Berlin (GER)	28 SEP 2003
PAN AMERICAN GAMES BEST	2:12:43	GONZALEZ Jorge	PUR Caracas (VEN)	28 AUG 1983

Rk	Bib	Name	NOC Code		Date of Birth		Result	Time Behind				
			<i>5km</i>	<i>10km</i>	<i>15km</i>	<i>20km</i>	<i>Half</i>	<i>25km</i>	<i>30km</i>	<i>35km</i>	<i>40km</i>	
1	107	CALDEIRA Franck	BRA		2 JUN 1983		2:14:03					
	16:49 (7)	32:41 (7)	48:01 (6)	1:04:03 (3)	1:07:43 (4)	1:20:00 (3)	1:36:11 (2)	1:51:35 (2)	2:07:09 (1)		6:54	
		15:52	15:20	16:02	3:40	12:17	16:11	15:24	15:34			
2	394	GARCIA Amado	GUA		13 SEP 1977		2:14:27	0:24				
	16:48 (4)	32:15 (1)	47:55 (2)	1:03:55 (1)	1:07:29 (1)	1:19:25 (1)	1:35:16 (1)	1:51:02 (1)	2:07:12 (2)		7:15	
		15:27	15:40	16:00	3:34	11:56	15:51	15:46	16:10			
3	491	FRANCO Procopio	MEX		8 JUL 1970		2:15:18	1:15				
	16:47 (2)	32:15 (1)	47:55 (2)	1:04:05 (7)	1:07:42 (3)	1:20:03 (8)	1:36:14 (7)	1:51:58 (4)	2:08:19 (3)		6:59	
		15:28	15:40	16:10	3:37	12:21	16:11	15:44	16:21			
4	628	FREY Jacob	USA		23 JUL 1981		2:16:44	2:41				
	16:49 (7)	32:42 (10)	48:52 (12)	1:05:11 (12)	1:08:50 (12)	1:21:16 (12)	1:37:44 (11)	1:53:30 (7)	2:09:55 (5)		6:49	
		15:53	16:10	16:19	3:39	12:26	16:28	15:46	16:25			
5	710	FONSECA Luis	VEN		3 JUN 1977		2:17:04	3:01				
	16:50 (11)	32:42 (10)	48:02 (9)	1:04:04 (4)	1:07:43 (4)	1:20:02 (6)	1:36:12 (4)	1:52:13 (5)	2:09:27 (4)		7:37	
		15:52	15:20	16:02	3:39	12:19	16:10	16:01	17:14			
6	638	LUNDSTROM Chris	USA		11 MAR 1976		2:18:05	4:02				
	16:48 (4)	32:49 (13)	49:09 (13)	1:05:31 (13)	1:09:09 (13)	1:21:40 (13)	1:38:09 (12)	1:54:21 (10)	2:10:56 (6)		7:09	
		16:01	16:20	16:22	3:38	12:31	16:29	16:12	16:35			
7	253	COLORADO Diego Alberto	COL		1 SEP 1973		2:20:01	5:58				
	16:50 (11)	32:42 (10)	48:03 (11)	1:04:06 (10)	1:07:43 (4)	1:20:05 (9)	1:36:40 (8)	1:53:50 (9)	2:12:02 (7)		7:59	
		15:52	15:21	16:03	3:37	12:22	16:35	17:10	18:12			
8	489	BAUTISTA Francisco	MEX		17 SEP 1972		2:21:05	7:02				
	16:49 (7)	32:15 (1)	47:55 (2)	1:04:05 (7)	1:07:43 (4)	1:20:02 (6)	1:36:12 (4)	1:53:49 (8)	2:12:50 (8)		8:15	
		15:26	15:40	16:10	3:38	12:19	16:10	17:37	19:01			
9	391	AREVALO Alfredo	GUA		20 FEB 1976		2:21:48	7:45				
	16:47 (2)	32:15 (1)	47:54 (1)	1:03:55 (1)	1:07:29 (1)	1:19:57 (2)	1:37:21 (9)	1:55:01 (11)	2:14:01 (9)		7:47	
		15:28	15:39	16:01	3:34	12:28	17:24	17:40	19:00			
10	362	GUERRA Silvio	ECU		18 SEP 1968		2:22:38	8:35				
	16:48 (4)	32:16 (5)	48:02 (9)	1:04:05 (7)	1:07:43 (4)	1:20:41 (11)	1:38:25 (13)	1:56:09 (13)	2:14:28 (10)		8:10	
		15:28	15:46	16:03	3:38	12:58	17:44	17:44	18:19			
11	716	SEMPRUM Jose Alejandro	VEN		5 SEP 1973		2:30:21	16:18				
	16:46 (1)	32:23 (6)	47:55 (2)	1:04:04 (4)	1:07:43 (4)	1:20:20 (10)	1:37:28 (10)	1:55:25 (12)	2:20:31 (11)		9:50	
		15:37	15:32	16:09	3:39	12:37	17:08	17:57	25:06			
12	519	VILLAVICENCIO Cristian Jose	NCA		30 OCT 1972		2:32:26	18:23				
	16:49 (7)	33:28 (14)	50:30 (14)	1:08:15 (14)	1:12:12 (14)	1:26:12 (14)	1:45:09 (14)	2:04:46 (14)	2:24:25 (12)		8:01	
		16:39	17:02	17:45	3:57	14:00	18:57	19:37	19:39			
13	427	BOHLKE William	ISV		6 OCT 1978		2:45:08	31:05				
	16:52 (15)	33:35 (15)	51:17 (15)	1:09:37 (15)	1:13:48 (15)	1:28:55 (15)	1:50:05 (15)	2:11:52 (15)	2:35:30 (13)		9:38	
		16:43	17:42	18:20	4:11	15:07	21:10	21:47	23:38			
	109	CORDEIRO de LIMA Vanderlei	BRA		8 NOV 1969		DNF					
	16:50 (11)	32:41 (7)	48:01 (6)	1:04:07 (11)	1:07:43 (4)	1:20:00 (3)	1:36:11 (2)	1:51:56 (3)				
		15:51	15:20	16:06	3:36	12:17	16:11	15:45				
	296	GUTIERREZ Norbert	CUB		4 SEP 1981		DNF					
	16:50 (11)	32:41 (7)	48:01 (6)	1:04:04 (4)	1:07:43 (4)	1:20:01 (5)	1:36:12 (4)	1:52:51 (6)				
		15:51	15:20	16:03	3:39	12:18	16:11	16:39				



Flamengo Park
Parque del Flamengo
Parque do Flamengo

29 JUL 2007
8:30

Athletics
Atletismo / Atletismo

Men's Marathon
Maratón Hombres / Maratona Masculino

Final
Final / Final

Results

Resultados / Resultados

WORLD BEST	2:04:55	TERGAT Paul	KEN	Berlin (GER)	28 SEP 2003
PAN AMERICAN GAMES BEST	2:12:43	GONZALEZ Jorge	PUR	Caracas (VEN)	28 AUG 1983

Rk	Bib	Name	NOC Code	Date of Birth	Result	Time Behind			
	<i>5km</i>	<i>10km</i>	<i>15km</i>	<i>20km</i>	<i>Half</i>	<i>25km</i>	<i>30km</i>	<i>35km</i>	<i>40km</i>

Legend:	DNF	Did not Finish	Rk	Rank
----------------	-----	----------------	----	------



Results

Resultados / Resultados

WORLD BEST	2:04:55	TERGAT Paul	KEN Berlin (GER)	28 SEP 2003
PAN AMERICAN GAMES BEST	2:12:43	GONZALEZ Jorge	PUR Caracas (VEN)	28 AUG 1983

Rk	Bib	Name	NOC Code	Date of Birth	Result	Time Behind
1	107	CALDEIRA Franck	BRA	2 JUN 1983	2:14:03	
2	394	GARCIA Amado	GUA	13 SEP 1977	2:14:27	0:24
3	491	FRANCO Procopio	MEX	8 JUL 1970	2:15:18	1:15
4	628	FREY Jacob	USA	23 JUL 1981	2:16:44	2:41
5	710	FONSECA Luis	VEN	3 JUN 1977	2:17:04	3:01
6	638	LUNDSTROM Chris	USA	11 MAR 1976	2:18:05	4:02
7	253	COLORADO Diego Alberto	COL	1 SEP 1973	2:20:01	5:58
8	489	BAUTISTA Francisco	MEX	17 SEP 1972	2:21:05	7:02
9	391	AREVALO Alfredo	GUA	20 FEB 1976	2:21:48	7:45
10	362	GUERRA Silvio	ECU	18 SEP 1968	2:22:38	8:35
11	716	SEMPRUM Jose Alejandro	VEN	5 SEP 1973	2:30:21	16:18
12	519	VILLAVICENCIO Cristian Jose	NCA	30 OCT 1972	2:32:26	18:23
13	427	BOHLKE William	ISV	6 OCT 1978	2:45:08	31:05
	109	CORDEIRO de LIMA Vanderlei	BRA	8 NOV 1969	DNF	
	296	GUTIERREZ Norbert	CUB	4 SEP 1981	DNF	

Intermediate Times:	5km	16:46	716	SEMPRUM Jose Alejandro (VEN)
	10km	32:15	391	AREVALO Alfredo (GUA)
	15km	47:54	391	AREVALO Alfredo (GUA)
	20km	1:03:55	391	AREVALO Alfredo (GUA)
	Half	1:07:29	391	AREVALO Alfredo (GUA)
	25km	1:19:25	394	GARCIA Amado (GUA)
	30km	1:35:16	394	GARCIA Amado (GUA)
	35km	1:51:02	394	GARCIA Amado (GUA)
	40km	2:07:09	107	CALDEIRA Franck (BRA)

Legend:

DNF Did not Finish **Rk** Rank

Final Results

Resultados Finales / Resultados Finais

WORLD RECORD	9026 SERBLE Roman	CZE Götzis (SUI)	27 MAY 2001
PAN AMERICAN GAMES RECORD	8170 HUFFINS Chris	USA Winnipeg (CAN)	25 JUL 1999

Rk	Bib Name	NOC Code	100m	LJ	SP	HJ	400m	110m H	DT	PV	JT	1500m	Prog. Points	Behind Leader (pts)
1	452 SMITH Maurice	JAM	10.84 (-0.8) 897(2) 1775(3)	7.27 (+0.8)	16.93 909(1)	1.97 776(8)	47.99 910(1)	14.06 967(2)	53.24 938(1)	4.40 731(7)	50.23 592(9)	4:40.12 680(3)	8278	PR
2	294 GARCIA Yordan	CUB	10.67 (-0.8) 935(1) 1782(2)	7.14 (+0.6)	14.57 763(4)	2.03 831(5)	49.96 816(6)	14.01 973(1)	45.93 786(2)	4.50 760(6)	63.75 794(2)	4:51.74 608(5)	8113	165 PB
3	108 CHININ Carlos	BRA	10.88 (-0.8) 888(3) 1888(1)	7.76 (+0.5)	13.44 694(6)	2.09 887(1)	48.36 892(2)	14.52 908(5)	37.01 604(10)	4.30 702(8)	51.95 617(8)	4:23.99 785(1)	7977	301 PB
4	300 SUAREZ Leonel	CUB	11.20 (+0.2) 817(7) 1708(4)	7.32 (-0.4)	12.78 654(8)	1.88 696(11)	49.09 857(3)	14.47 915(4)	41.07 686(7)	4.50 760(5)	71.39 911(1)	4:29.32 749(2)	7936	342
5	629 HARLAN Ryan	USA	11.15 (-0.8) 827(4) 1589(7)	6.78 (+0.0)	15.96 849(2)	2.03 831(3)	49.85 822(4)	14.33 932(3)	42.79 721(3)	4.80 849(1)	55.99 678(5)	5:26.59 416(11)	7687	591
6	623 BOYLES Chris	USA	11.29 (-0.8) 797(9) 1627(6)	7.07 (+0.6)	14.97 788(3)	2.06 859(2)	51.36 753(7)	14.98 852(8)	42.67 719(4)	4.60 790(3)	55.52 671(6)	4:52.00 607(6)	7666	612
7	137 SILVA Ivan	BRA	11.21 (+0.2) 814(8) 1640(5)	7.05 (+0.9)	13.57 702(5)	1.97 776(9)	49.85 822(4)	14.84 869(7)	41.51 695(6)	4.60 790(4)	58.57 716(4)	4:44.03 655(4)	7665	613
8	225 BARROILMET Gonzalo	CHI	11.45 (+0.2) 763(10) 1527(9)	6.79 (+0.4)	13.38 690(7)	1.91 723(10)	52.53 702(9)	14.65 892(6)	41.78 701(5)	4.80 849(2)	52.80 630(7)	5:14.47 479(10)	7193	1085
9	396 GILLESPIE Octavious	GUA	11.82 (+0.2) 687(12) 1447(12)	6.77 (+0.1)	12.31 625(10)	1.97 776(7)	53.76 650(11)	15.98 735(11)	39.35 651(9)	4.00 617(10)	60.39 744(3)	4:57.19 576(7)	6821	1457
10	19 CANALE Gerardo	ARG	11.65 (+0.2) 721(11) 1497(10)	6.84 (+0.9)	12.34 627(9)	2.00 803(6)	52.43 706(8)	15.71 766(10)	36.08 585(11)	4.00 617(9)	44.95 514(10)	5:02.33 546(8)	6661	1617
11	422 COLON Darwin	HON	11.19 (-0.8) 819(6) 1480(11)	6.34 (+0.2)	11.82 595(11)	1.73 569(12)	52.72 694(10)	15.08 840(9)	40.19 668(8)	3.00 357(11)	43.63 495(11)	5:08.58 511(9)	6209	2069

Final Results

Resultados Finales / Resultados Finais

WORLD RECORD	9026 SERBLE Roman	CZE Götzis (SUI)	27 MAY 2001
PAN AMERICAN GAMES RECORD	8170 HUFFINS Chris	USA Winnipeg (CAN)	25 JUL 1999

Rk	Bib Name	NOC Code	100m	LJ	SP	HJ	400m	110m H	DT	PV	JT	1500m	Prog. Points	Behind Leader (pts)
570	JONES Adolphus	SKN	11.17 (+0.2)	6.75 (-0.2)	11.19	2.03	DQ	DQ	NM	DNS			DNF	
			823(5)	755(11)	557(12)	831(4)	0	0	0					
			1578(8)	2135(9)	2966(8)	2966(8)	2966(12)	2966(12)						

Legend:

DNF	Did not Finish	DNS	Did not Start	DQ	Disqualified	DT	Discus Throw
H	Hurdles	HJ	High Jump	JT	Javelin Throw	LJ	Long Jump
NM	No Mark	PB	Personal Best	PR	Pan American Record	Prog	Progressive
Pts	Points	PV	Pole Vault	Rk	Rank	SP	Shot Put



João Havelange Stadium
Estádio João Havelange
Estádio João Havelange

23 JUL 2007
14:00

Athletics
Atletismo / Atletismo

Men's Decathlon
Decathlon Hombres / Decatlon Masculino

Men's 100m Heat 1/2
100m Hombres Serie 1/2 / 100m Masculino Éliminatoire 1/2

Results

Resultados / Resultados

WORLD RECORD	9026 SERBLE Roman	CZE Götzis (SUI)	27 MAY 2001
PAN AMERICAN GAMES RECORD	8170 HUFFINS Chris	USA Winnipeg (CAN)	25 JUL 1999

Wind: -0.8 m/s

Rk	Bib	Name	NOC Code	Date of Birth	Lane	Reaction	Fn	Result	Points (Tot. Pts)
1	294	GARCIA Yordan	CUB	21 NOV 1988	5	0.147		10.67 SB	935 (935)
2	452	SMITH Maurice	JAM	29 SEP 1980	4	0.233		10.84	897 (897)
3	108	CHININ Carlos	BRA	5 MAR 1985	3	0.187		10.88	888 (888)
4	629	HARLAN Ryan	USA	25 APR 1981	6	0.246		11.15	827 (827)
5	422	COLON Darwin	HON	27 APR 1987	7	0.273		11.19	819 (819)
6	623	BOYLES Chris	USA	2 MAY 1980	2	0.172		11.29	797 (797)

Legend:

Fn	False start	Rk	Rank	SB	Season Best	Tot. Pts	Total Points
-----------	-------------	-----------	------	-----------	-------------	-----------------	--------------



Results

Resultados / Resultados

WORLD RECORD	9026 SERBLE Roman	CZE Götzis (SUI)	27 MAY 2001
PAN AMERICAN GAMES RECORD	8170 HUFFINS Chris	USA Winnipeg (CAN)	25 JUL 1999

Wind: +0.2 m/s

Rk	Bib	Name	NOC Code	Date of Birth	Lane	Reaction	Fn	Result	Points (Tot. Pts)
1	570	JONES Adolphus	SKN	24 JUL 1984	2	0.162		11.17 SB	823 (823)
2	300	SUAREZ Leonel	CUB	1 SEP 1987	4	0.169		11.20	817 (817)
3	137	SILVA Ivan	BRA	30 JUL 1982	5	0.243	F1	11.21	814 (814)
4	225	BARROILMET Gonzalo	CHI	19 AUG 1986	6	0.225		11.45	763 (763)
5	19	CANALE Gerardo	ARG	24 OCT 1984	7	0.196		11.65	721 (721)
6	396	GILLESPIE Octavious	GUA	13 APR 1979	3	0.219		11.82	687 (687)

Legend:

Fn	False start	Rk	Rank	SB	Season Best	Tot. Pts	Total Points
-----------	-------------	-----------	------	-----------	-------------	-----------------	--------------

Results

Resultados / Resultados

WORLD RECORD	9026 SERBLE Roman	CZE Götzis (SUI)	27 MAY 2001
PAN AMERICAN GAMES RECORD	8170 HUFFINS Chris	USA Winnipeg (CAN)	25 JUL 1999

Rk	Bib	Name	NOC Code	Date of Birth	1	2	3	Result Wind	Points (Tot. Pts)	
1	108	CHININ Carlos	BRA	5 MAR 1985	7.76 +0.5	X	X	7.76 +0.5	1000 (1888)	SB
2	300	SUAREZ Leonel	CUB	1 SEP 1987	7.32 -0.4	7.12 +0.3	6.95 +0.7	7.32 -0.4	891 (1708)	SB
3	452	SMITH Maurice	JAM	29 SEP 1980	7.19 +0.4	X	7.27 +0.8	7.27 +0.8	878 (1775)	
4	294	GARCIA Yordan	CUB	21 NOV 1988	6.77 +0.4	7.06 +0.4	7.14 +0.6	7.14 +0.6	847 (1782)	SB
5	623	BOYLES Chris	USA	2 MAY 1980	X	7.07 +0.6	6.98 -0.4	7.07 +0.6	830 (1627)	
6	137	SILVA Ivan	BRA	30 JUL 1982	X	7.05 +0.9	7.03 +0.5	7.05 +0.9	826 (1640)	
7	19	CANALE Gerardo	ARG	24 OCT 1984	6.59 -0.4	6.77 +0.6	6.84 +0.9	6.84 +0.9	776 (1497)	
8	225	BARROILMET Gonzalo	CHI	19 AUG 1986	6.35 +0.1	6.68 +1.1	6.79 +0.4	6.79 +0.4	764 (1527)	
9	629	HARLAN Ryan	USA	25 APR 1981	6.78 +0.0	6.62 +0.4	6.74 +0.3	6.78 +0.0	762 (1589)	
10	396	GILLESPIE Octavious	GUA	13 APR 1979	6.77 +0.1	6.74 +0.7	X	6.77 +0.1	760 (1447)	
11	570	JONES Adolphus	SKN	24 JUL 1984	X	X	6.75 -0.2	6.75 -0.2	755 (1578)	
12	422	COLON Darwin	HON	27 APR 1987	6.26 +0.1	6.34 +0.2	6.00 +0.9	6.34 +0.2	661 (1480)	

Legend:

Rk	Rank	SB	Season Best	Tot. Pts	Total Points	x	Failure
----	------	----	-------------	----------	--------------	---	---------

Results

Resultados / Resultados

WORLD RECORD	9026 SERBLE Roman	CZE Götzis (SUI)	27 MAY 2001
PAN AMERICAN GAMES RECORD	8170 HUFFINS Chris	USA Winnipeg (CAN)	25 JUL 1999

Rk	Bib	Name	NOC Code	Date of Birth	1	2	3	Result	Points (Tot. Pts)
1	452	SMITH Maurice	JAM	29 SEP 1980	16.93	X	X	16.93	909 (2684)
2	629	HARLAN Ryan	USA	25 APR 1981	14.98	15.94	15.96	15.96	849 (2438)
3	623	BOYLES Chris	USA	2 MAY 1980	14.97	14.96	X	14.97	788 (2415)
4	294	GARCIA Yordan	CUB	21 NOV 1988	14.20	X	14.57	14.57	763 (2545)
5	137	SILVA Ivan	BRA	30 JUL 1982	13.57	X	X	13.57	702 (2342)
6	108	CHININ Carlos	BRA	5 MAR 1985	13.06	13.44	12.38	13.44	694 (2582)
7	225	BARROILMET Gonzalo	CHI	19 AUG 1986	13.38	X	X	13.38	690 SB (2217)
8	300	SUAREZ Leonel	CUB	1 SEP 1987	12.49	12.78	12.17	12.78	654 (2362)
9	19	CANALE Gerardo	ARG	24 OCT 1984	12.34	12.04	12.05	12.34	627 (2124)
10	396	GILLESPIE Octavious	GUA	13 APR 1979	12.31	12.25	X	12.31	625 (2072)
11	422	COLON Darwin	HON	27 APR 1987	11.82	11.64	11.65	11.82	595 (2075)
12	570	JONES Adolphus	SKN	24 JUL 1984	10.93	11.19	10.67	11.19	557 (2135)

Legend:

Rk Rank SB Season Best Tot. Pts Total Points x Failure

Results

Resultados / Resultados

WORLD RECORD	9026 SERBLE Roman	CZE Götzis (SUI)	27 MAY 2001
PAN AMERICAN GAMES RECORD	8170 HUFFINS Chris	USA Winnipeg (CAN)	25 JUL 1999

Rk	Bib	Name	NOC Code	Date of Birth	1.70	1.73	1.76	1.79	1.82	1.85	1.88	Result	Points (Tot. Pts)
					1.91	1.94	1.97	2.00	2.03	2.06	2.09		
					2.12	2.15							
1	108	CHININ Carlos	BRA	5 MAR 1985	-	-	-	-	-	-	-	2.09	887 (3469)
					O	-	O	-	O	XO	XXO		
					XXX								
2	623	BOYLES Chris	USA	2 MAY 1980	-	-	-	-	-	-	-	2.06	859 (3274)
					-	O	-	O	O	O	XXX		
3	629	HARLAN Ryan	USA	25 APR 1981	-	-	-	-	-	-	-	2.03	831 (3269)
					-	O	O	O	XO	XXX			
4	570	JONES Adolphus	SKN	24 JUL 1984	-	-	-	-	-	-	-	2.03	831 (2966)
					-	O	XO	XO	XO	XXX			
5	294	GARCIA Yordan	CUB	21 NOV 1988	-	-	-	-	-	-	-	2.03	831 (3376)
					O	-	-	XO	XXO	XXX			
6	19	CANALE Gerardo	ARG	24 OCT 1984	-	-	-	-	-	-	-	2.00	803 (2927)
					O	-	-	-	-	O	-		
					O	O	-	XO	XXX				
7	396	GILLESPIE Octavious	GUA	13 APR 1979	-	-	-	-	-	-	-	1.97	776 (2848)
					-	O	O	XXX					
8	452	SMITH Maurice	JAM	29 SEP 1980	-	-	-	O	-	O	O	1.97	776 (3460)
					O	XO	O	XXX					
9	137	SILVA Ivan	BRA	30 JUL 1982	-	-	-	-	-	O	O	1.97	776 (3118)
					XO	XO	XO	XXX					
10	225	BARROILMET Gonzalo	CHI	19 AUG 1986	-	-	-	-	O	-	O	1.91	723 (2940)
					O	-	XXX						
11	300	SUAREZ Leonel	CUB	1 SEP 1987	-	O	-	-	XXO	-	XO	1.88	696 (3058)
					-	XXX							
12	422	COLON Darwin	HON	27 APR 1987	-	O	-	XXX				1.73	569 (2644)
					O	O	-	XXX					

Legend:

-	Pass	O	Clearance	Rk	Rank	Tot. Pts	Total Points
x	Failure						



Results

Resultados / Resultados

CORRECTED

WORLD RECORD	9026 SERBLE Roman	CZE Götzis (SUI)	27 MAY 2001
PAN AMERICAN GAMES RECORD	8170 HUFFINS Chris	USA Winnipeg (CAN)	25 JUL 1999

Rk	Bib	Name	NOC Code	Date of Birth	Lane	Reaction	Fn	Result	Points (Tot. Pts)
1	452	SMITH Maurice	JAM	29 SEP 1980	4	0.248		47.99	910 (4370)
2	108	CHININ Carlos	BRA	5 MAR 1985	5	0.154		48.36 SB	892 (4361)
3	300	SUAREZ Leonel	CUB	1 SEP 1987	7	0.220		49.09 SB	857 (3915)
4	137	SILVA Ivan	BRA	30 JUL 1982	2	0.213		49.85	822 (3940)
5	629	HARLAN Ryan	USA	25 APR 1981	3	0.251		49.85	822 (4091)
	570	JONES Adolphus	SKN	24 JUL 1984	6	0.332		DQ R 163.3	0 (2966)

Note:
IAAF Rule 163.3 - Leaving the lane

Legend:							
DQ	Disqualified	Fn	False start	R	IAAF rule	Rk	Rank
SB	Season Best	Tot. Pts	Total Points				



Results

Resultados / Resultados

WORLD RECORD	9026 SERBLE Roman	CZE Götzis (SUI)	27 MAY 2001
PAN AMERICAN GAMES RECORD	8170 HUFFINS Chris	USA Winnipeg (CAN)	25 JUL 1999

Rk	Bib	Name	NOC Code	Date of Birth	Lane	Reaction	Fn	Result	Points (Tot. Pts)
1	294	GARCIA Yordan	CUB	21 NOV 1988	4	0.272		49.96	816 (4192)
2	623	BOYLES Chris	USA	2 MAY 1980	5	0.245		51.36	753 (4027)
3	19	CANALE Gerardo	ARG	24 OCT 1984	6	0.360		52.43	706 (3633)
4	225	BARROILMET Gonzalo	CHI	19 AUG 1986	2	0.208		52.53	702 (3642)
5	422	COLON Darwin	HON	27 APR 1987	3	0.283		52.72	694 (3338)
6	396	GILLESPIE Octavious	GUA	13 APR 1979	7	0.357		53.76	650 (3498)

Legend:

Fn	False start	Rk	Rank	Tot. Pts	Total Points
-----------	-------------	-----------	------	-----------------	--------------



João Havelange Stadium
Estádio João Havelange
Estádio João Havelange

24 JUL 2007
14:00

Athletics
Atletismo / Atletismo

Men's Decathlon
Decathlon Hombres / Decatlon Masculino

Men's 110m Hurdles Heat 1/2
110m Vallas Hombres Serie 1/2 / 110m com Barreiras Masculino Éliminatore 1/2

Results

Resultados / Resultados

WORLD RECORD	9026 SERBLE Roman	CZE Götzis (SUI)	27 MAY 2001
PAN AMERICAN GAMES RECORD	8170 HUFFINS Chris	USA Winnipeg (CAN)	25 JUL 1999

Wind: -0.2 m/s

Rk	Bib	Name	NOC Code	Date of Birth	Lane	Reaction	Fn	Result	Points (Tot. Pts)
1	294	GARCIA Yordan	CUB	21 NOV 1988	2	0.190		14.01 SB	973 (5165)
2	452	SMITH Maurice	JAM	29 SEP 1980	4	0.162		14.06	967 (5337)
3	629	HARLAN Ryan	USA	25 APR 1981	5	0.167		14.33	932 (5023)
4	225	BARROILMET Gonzalo	CHI	19 AUG 1986	3	0.221		14.65	892 (4534)
5	137	SILVA Ivan	BRA	30 JUL 1982	7	0.158		14.84	869 (4809)
6	396	GILLESPIE Octavious	GUA	13 APR 1979	6	0.231		15.98	735 (4233)

Legend:

Fn	False start	Rk	Rank	SB	Season Best	Tot. Pts	Total Points
----	-------------	----	------	----	-------------	----------	--------------

Results

Resultados / Resultados

WORLD RECORD	9026 SERBLE Roman	CZE Götzis (SUI)	27 MAY 2001
PAN AMERICAN GAMES RECORD	8170 HUFFINS Chris	USA Winnipeg (CAN)	25 JUL 1999

Wind: -0.3 m/s

Rk	Bib	Name	NOC Code	Date of Birth	Lane	Reaction	Fn	Result	Points (Tot. Pts)
1	300	SUAREZ Leonel	CUB	1 SEP 1987	6	0.191	F1	14.47	915 (4830)
2	108	CHININ Carlos	BRA	5 MAR 1985	5	0.167		14.52	908 (5269)
3	623	BOYLES Chris	USA	2 MAY 1980	4	0.167	F2	14.98	852 (4879)
4	422	COLON Darwin	HON	27 APR 1987	3	0.268		15.08	840 (4178)
5	19	CANALE Gerardo	ARG	24 OCT 1984	2	0.257	F3	15.71	766 (4399)
	570	JONES Adolphus	SKN	24 JUL 1984	7			DQ R 168.7d	0 (2966)

Note:
IAAF Rule 168.7d - Deliberately knocking down any hurdle

Legend:
DQ Disqualified **Fn** False start **R** IAAF rule **Rk** Rank
Tot. Pts Total Points

Results

Resultados / Resultados

WORLD RECORD	9026 SERBLE Roman	CZE Götzis (SUI)	27 MAY 2001
PAN AMERICAN GAMES RECORD	8170 HUFFINS Chris	USA Winnipeg (CAN)	25 JUL 1999

Rk	Bib	Name	NOC Code	Date of Birth	1	2	3	Result	Points (Tot. Pts)
1	452	SMITH Maurice	JAM	29 SEP 1980	52.56	X	53.24	53.24	938 (6275)
2	294	GARCIA Yordan	CUB	21 NOV 1988	43.90	45.93	40.71	45.93	786 SB (5951)
3	629	HARLAN Ryan	USA	25 APR 1981	42.79	42.45	X	42.79	721 (5744)
4	623	BOYLES Chris	USA	2 MAY 1980	40.87	42.67	X	42.67	719 (5598)
5	225	BARROILMET Gonzalo	CHI	19 AUG 1986	41.78	X	40.76	41.78	701 SB (5235)
6	137	SILVA Ivan	BRA	30 JUL 1982	38.21	41.51	X	41.51	695 (5504)
7	300	SUAREZ Leonel	CUB	1 SEP 1987	33.88	41.07	40.69	41.07	686 (5516)
8	422	COLON Darwin	HON	27 APR 1987	37.44	40.19	39.69	40.19	668 (4846)
9	396	GILLESPIE Octavious	GUA	13 APR 1979	37.31	36.74	39.35	39.35	651 (4884)
10	108	CHININ Carlos	BRA	5 MAR 1985	33.90	37.01	34.52	37.01	604 (5873)
11	19	CANALE Gerardo	ARG	24 OCT 1984	29.03	36.08	33.27	36.08	585 (4984)
	570	JONES Adolphus	SKN	24 JUL 1984	-	-	-	NM	0 (2966)

Legend:

-	Pass	NM	No Mark	Rk	Rank	SB	Season Best
Tot. Pts	Total Points	x	Failure				

Results

Resultados / Resultados

WORLD RECORD	9026 SERBLE Roman	CZE Götzis (SUI)	27 MAY 2001
PAN AMERICAN GAMES RECORD	8170 HUFFINS Chris	USA Winnipeg (CAN)	25 JUL 1999

Rk	Bib	Name	NOC Code	Date of Birth	3.00	3.10	3.20	3.30	3.40	3.50	3.60	Result	Points (Tot. Pts)
					3.70	3.80	3.90	4.00	4.10	4.20	4.30		
1	629	HARLAN Ryan	USA	25 APR 1981	-	-	-	-	-	-	-	4.80	849 (6593)
2	225	BARROILMET Gonzalo	CHI	19 AUG 1986	-	-	-	-	-	-	-	4.80	849 (6084)
3	623	BOYLES Chris	USA	2 MAY 1980	-	-	-	-	-	-	-	4.60	790 (6388)
4	137	SILVA Ivan	BRA	30 JUL 1982	-	-	-	-	-	-	-	4.60	790 (6294)
5	300	SUAREZ Leonel	CUB	1 SEP 1987	-	-	-	-	-	-	-	4.50	760 (6276) SB
6	294	GARCIA Yordan	CUB	21 NOV 1988	-	-	-	-	-	-	-	4.50	760 (6711)
7	452	SMITH Maurice	JAM	29 SEP 1980	-	-	-	-	-	-	-	4.40	731 (7006)
8	108	CHININ Carlos	BRA	5 MAR 1985	-	-	-	-	-	-	-	4.30	702 (6575)
9	19	CANALE Gerardo	ARG	24 OCT 1984	-	-	-	-	-	-	-	4.00	617 (5601)
10	396	GILLESPIE Octavious	GUA	13 APR 1979	-	-	-	-	-	-	-	4.00	617 (5501)
11	422	COLON Darwin	HON	27 APR 1987	-	-	-	-	-	-	-	3.00	357 (5203)



Results

Resultados / Resultados

WORLD RECORD	9026 SERBLE Roman	CZE Götzis (SUI)	27 MAY 2001
PAN AMERICAN GAMES RECORD	8170 HUFFINS Chris	USA Winnipeg (CAN)	25 JUL 1999

Rk	Bib	Name	NOC Code	Date of Birth	3.00	3.10	3.20	3.30	3.40	3.50	3.60	Result	Points (Tot. Pts)
					3.70	3.80	3.90	4.00	4.10	4.20	4.30		
					4.40	4.50	4.60	4.70	4.80	4.90	5.00		
					5.10	5.20	5.30						
	570	JONES Adolphus	SKN	24 JUL 1984								DNS	0 (2966)

Legend:

-	Pass	DNS	Did not Start	O	Clearance	Rk	Rank
SB	Season Best	Tot. Pts	Total Points	x	Failure		

Results

Resultados / Resultados

WORLD RECORD	9026 SERBLE Roman	CZE Götzis (SUI)	27 MAY 2001
PAN AMERICAN GAMES RECORD	8170 HUFFINS Chris	USA Winnipeg (CAN)	25 JUL 1999

Rk	Bib	Name	NOC Code	Date of Birth	1	2	3	Result	Points (Tot. Pts)	
1	300	SUAREZ Leonel	CUB	1 SEP 1987	71.39	69.76	69.05	71.39	911 (7187)	SB
2	294	GARCIA Yordan	CUB	21 NOV 1988	63.75	59.00	58.89	63.75	794 (7505)	
3	396	GILLESPIE Octavious	GUA	13 APR 1979	60.39	X	56.42	60.39	744 (6245)	
4	137	SILVA Ivan	BRA	30 JUL 1982	54.17	58.57	56.11	58.57	716 (7010)	
5	629	HARLAN Ryan	USA	25 APR 1981	55.05	54.00	55.99	55.99	678 (7271)	
6	623	BOYLES Chris	USA	2 MAY 1980	53.15	54.72	55.52	55.52	671 (7059)	
7	225	BARROILMET Gonzalo	CHI	19 AUG 1986	51.96	48.48	52.80	52.80	630 (6714)	
8	108	CHININ Carlos	BRA	5 MAR 1985	51.95	49.80	48.48	51.95	617 (7192)	SB
9	452	SMITH Maurice	JAM	29 SEP 1980	X	50.23	X	50.23	592 (7598)	
10	19	CANALE Gerardo	ARG	24 OCT 1984	39.35	44.95	44.39	44.95	514 (6115)	
11	422	COLON Darwin	HON	27 APR 1987	39.52	43.63	38.53	43.63	495 (5698)	
	570	JONES Adolphus	SKN	24 JUL 1984				DNS	0 (2966)	

Legend:

DNS	Did not Start	Rk	Rank	SB	Season Best	Tot. Pts	Total Points
x	Failure						



Results

Resultados / Resultados

WORLD RECORD	9026 SERBLE Roman	CZE Götzis (SUI)	27 MAY 2001
PAN AMERICAN GAMES RECORD	8278 SMITH Maurice	JAM Rio de Janeiro (BRA)	23 JUL 2007

Rk	Bib	Name	NOC Code	Date of Birth	Result	Points (Tot. Pts)	SB
1	108	CHININ Carlos	BRA	5 MAR 1985	4:23.99	785 (7977)	SB
2	300	SUAREZ Leonel	CUB	1 SEP 1987	4:29.32	749 (7936)	
3	452	SMITH Maurice	JAM	29 SEP 1980	4:40.12	680 (8278)	
4	137	SILVA Ivan	BRA	30 JUL 1982	4:44.03	655 (7665)	
5	294	GARCIA Yordan	CUB	21 NOV 1988	4:51.74	608 (8113)	
6	623	BOYLES Chris	USA	2 MAY 1980	4:52.00	607 (7666)	
7	396	GILLESPIE Octavious	GUA	13 APR 1979	4:57.19	576 (6821)	
8	19	CANALE Gerardo	ARG	24 OCT 1984	5:02.33	546 (6661)	
9	422	COLON Darvin	HON	27 APR 1987	5:08.58	511 (6209)	
10	225	BARROILMET Gonzalo	CHI	19 AUG 1986	5:14.47	479 (7193)	
11	629	HARLAN Ryan	USA	25 APR 1981	5:26.59	416 (7687)	
	570	JONES Adolphus	SKN	24 JUL 1984	DNS	0 (2966)	
Intermediate Times:		400m	1:08.91	300	SUAREZ Leonel (CUB)		
		800m	2:23.40	300	SUAREZ Leonel (CUB)		
		1200m	3:34.42	300	SUAREZ Leonel (CUB)		

Legend:

DNS	Did not Start	Rk	Rank	SB	Season Best	Tot. Pts	Total Points
------------	---------------	-----------	------	-----------	-------------	-----------------	--------------



Results

Resultados / Resultados

WORLD RECORD	10.49	GRIFFITH Florence	USA	Indianapolis (USA)	16 JUL 1988
PAN AMERICAN GAMES RECORD	11.05	ASHFORD Evelyn	USA	San Juan (PUR)	7 JUL 1979

Wind: +0.8 m/s

Rk	Bib	Name	NOC Code	Date of Birth	Lane	Reaction	Fn	Result
1	663	BARBER Mikele	USA	4 OCT 1980	4	0.190		11.02 PR
2	682	LEWIS Mechelle	USA	20 SEP 1980	3	0.154		11.24
3	65	STURRUP Chandra	BAH	12 SEP 1971	5	0.150	F1	11.29
4	433	HARRIGAN Tahesia	IVB	15 FEB 1982	7	0.175		11.34
5	387	FLETCHER Sherry	GRN	17 JAN 1986	6	0.179		11.36
6	575	HODGE Virgil	SKN	17 NOV 1983	1	0.216		11.40
7	429	JONES Laverne	ISV	16 SEP 1981	2	0.173		11.49
8	475	ROWE Tracy-Ann	JAM	1 JAN 1980	8	0.254		11.56

Legend:

Fn False start **PR** Pan American Record **Rk** Rank



Results

Resultados / Resultados

WORLD RECORD	10.49	GRIFFITH Florence	USA	Indianapolis (USA)	16 JUL 1988
PAN AMERICAN GAMES RECORD	11.05	ASHFORD Evelyn	USA	San Juan (PUR)	7 JUL 1979

Wind: +0.6 m/s

Rk	Bib	Name	NOC Code	Date of Birth	Lane	Reaction	Fn	Result
1	663	BARBER Mikele	USA	4 OCT 1980	4	0.205		11.18 Q
2	387	FLETCHER Sherry	GRN	17 JAN 1986	5	0.157		11.20 Q
3	429	JONES Laverne	ISV	16 SEP 1981	6	0.165		11.32 Q
4	575	HODGE Virgil	SKN	17 NOV 1983	2	0.195		11.33 Q
5	462	DOWDIE Peta Gaye	JAM	18 JAN 1977	1	0.157		11.43
6	317	BENAVIDES Virgen	CUB	31 DEC 1974	3	0.176		11.45
7	609	HUTCHINSON Ayanna	TRI	18 FEB 1978	8	0.203		11.77
8	563	RODRIGUEZ Carol	PUR	26 DEC 1985	7	0.200		11.78

Qualification: First 4 in each heat (Q) advance to the Final

Legend:

Fn False start **Q** Qualified by place **Rk** Rank

Results

Resultados / Resultados

WORLD RECORD	10.49	GRIFFITH Florence	USA	Indianapolis (USA)	16 JUL 1988
PAN AMERICAN GAMES RECORD	11.05	ASHFORD Evelyn	USA	San Juan (PUR)	7 JUL 1979

Wind: +0.1 m/s

Rk	Bib	Name	NOC Code	Date of Birth	Lane	Reaction	Fn	Result	
1	65	STURRUP Chandra	BAH	12 SEP 1971	4	0.186		11.18	Q SB
2	682	LEWIS Mechelle	USA	20 SEP 1980	3	0.203		11.18	Q
3	433	HARRIGAN Tahesia	IVB	15 FEB 1982	5	0.156		11.28	Q
4	475	ROWE Tracy-Ann	JAM	1 JAN 1980	2	0.238		11.44	Q
5	612	SPRINGER-JONES Sasha	TRI	17 MAR 1978	7	0.202		11.46	
6	160	MOURA Lucimar	BRA	22 MAR 1974	6	0.157	F1	11.60	
7	328	LAZO Misleidys	CUB	7 SEP 1981	1	0.213		11.76	
8	76	BAILEY Jade Bailey	BAR	10 JUN 1983	8	0.232		11.79	

Qualification: First 4 in each heat (Q) advance to the Final

Legend:

Fn False start **Q** Qualified by place **Rk** Rank **SB** Season Best

Results Summary

Resumen de resultados / Resumo dos Resultados

WORLD RECORD	10.49	GRIFFITH Florence	USA Indianapolis (USA)	16 JUL 1988
PAN AMERICAN GAMES RECORD	11.05	ASHFORD Evelyn	USA San Juan (PUR)	7 JUL 1979

Rank	Bib	Name	NOC Code	Heat	Lane	Position	Wind	Time	
1	663	BARBER Mikele	USA	1	4	1	+0.6	11.18	Q
1	682	LEWIS Mechelle	USA	2	3	2	+0.1	11.18	Q
1	65	STURRUP Chandra	BAH	2	4	1	+0.1	11.18	Q SB
4	387	FLETCHER Sherry	GRN	1	5	2	+0.6	11.20	Q
5	433	HARRIGAN Tahesia	IVB	2	5	3	+0.1	11.28	Q
6	429	JONES Laverne	ISV	1	6	3	+0.6	11.32	Q
7	575	HODGE Virgil	SKN	1	2	4	+0.6	11.33	Q
8	462	DOWDIE Peta Gaye	JAM	1	1	5	+0.6	11.43	
9	475	ROWE Tracy-Ann	JAM	2	2	4	+0.1	11.44	Q
10	317	BENAVIDES Virgen	CUB	1	3	6	+0.6	11.45	
11	612	SPRINGER-JONES Sasha	TRI	2	7	5	+0.1	11.46	
12	160	MOURA Lucimar	BRA	2	6	6	+0.1	11.60	
13	328	LAZO Misleidys	CUB	2	1	7	+0.1	11.76	
14	609	HUTCHINSON Ayanna	TRI	1	8	7	+0.6	11.77	
15	563	RODRIGUEZ Carol	PUR	1	7	8	+0.6	11.78	
16	76	BAILEY Jade Bailey	BAR	2	8	8	+0.1	11.79	

Qualification: First 4 in each heat (Q) advance to the Final

Note:
These athletes are sorted on performance

Legend:
Q Qualified by place SB Season Best

Results

Resultados / Resultados

WORLD RECORD	10.49	GRIFFITH Florence	USA	Indianapolis (USA)	16 JUL 1988
PAN AMERICAN GAMES RECORD	11.05	ASHFORD Evelyn	USA	San Juan (PUR)	7 JUL 1979

Wind: +2.1 m/s

Rk	Bib	Name	NOC Code	Date of Birth	Lane	Reaction	Fn	Result
1	663	BARBER Mikele	USA	4 OCT 1980	4	0.226		11.15 Q
2	65	STURRUP Chandra	BAH	12 SEP 1971	3	0.151		11.15 Q
3	160	MOURA Lucimar	BRA	22 MAR 1974	5	0.129		11.31 Q
4	462	DOWDIE Peta Gaye	JAM	18 JAN 1977	6	0.165		11.63
5	76	BAILEY Jade Bailey	BAR	10 JUN 1983	2	0.203		11.68
6	14	WILLIAMS Sonia	ANT	28 MAY 1979	7	0.208		11.89
7	240	DIAZ VERGARA Maria Carolina	CHI	9 DEC 1984	8	0.222		12.05

Qualification: First 3 in each heat (Q) and the next 4 fastest (q) advance to the Semifinal

Legend:

Fn False start **Q** Qualified by place **Rk** Rank



João Havelange Stadium
Estádio João Havelange
Estádio João Havelange

23 JUL 2007
15:50

Athletics
Atletismo / Atletismo

Women's 100m
100m Mujeres / 100m Feminino

1st Round Heat 2/4
Ronda 1 Serie 2/4 / Rodada 1 Eliminatoire 2/4

Results

Resultados / Resultados

CORRECTED

WORLD RECORD	10.49	GRIFFITH Florence	USA	Indianapolis (USA)	16 JUL 1988
PAN AMERICAN GAMES RECORD	11.05	ASHFORD Evelyn	USA	San Juan (PUR)	7 JUL 1979

Wind: +0.6 m/s

Rk	Bib	Name	NOC Code	Date of Birth	Lane	Reaction	Fn	Result
1	682	LEWIS Mechelle	USA	20 SEP 1980	4	0.204		11.27 Q
2	575	HODGE Virgil	SKN	17 NOV 1983	8	0.218		11.35 Q
3	612	SPRINGER-JONES Sasha	TRI	17 MAR 1978	3	0.180		11.50 Q
4	80	REECE Shakeria	BAR	31 AUG 1988	6	0.232		11.82
5	171	SANTOS Luciana	BRA	16 FEB 1970	2	0.190		11.82
6	90	FLORES Tricia	BIZ	29 DEC 1979	7	0.188		12.37
	223	MOTHERSILL Cydonie	CAY	19 MAR 1978	5	0.212		DNS

Qualification: First 3 in each heat (Q) and the next 4 fastest (q) advance to the Semifinal

Legend:

DNS Did not Start **Fn** False start **Q** Qualified by place **Rk** Rank



João Havelange Stadium
Estádio João Havelange
Estádio João Havelange

23 JUL 2007
15:55

Athletics
Atletismo / Atletismo

Women's 100m
100m Mujeres / 100m Feminino

1st Round Heat 3/4
Ronda 1 Serie 3/4 / Rodada 1 Eliminatória 3/4

Results

Resultados / Resultados

WORLD RECORD	10.49	GRIFFITH Florence	USA	Indianapolis (USA)	16 JUL 1988
PAN AMERICAN GAMES RECORD	11.05	ASHFORD Evelyn	USA	San Juan (PUR)	7 JUL 1979

Wind: +2.2 m/s

Rk	Bib	Name	NOC Code	Date of Birth	Lane	Reaction	Fn	Result
1	433	HARRIGAN Tahesia	IVB	15 FEB 1982	4	0.162		11.21 Q
2	317	BENAVIDES Virgen	CUB	31 DEC 1974	6	0.160		11.24 Q
3	429	JONES Laverne	ISV	16 SEP 1981	3	0.152		11.28 Q
4	475	ROWE Tracy-Ann	JAM	1 JAN 1980	5	0.212		11.37
5	609	HUTCHINSON Ayanna	TRI	18 FEB 1978	2	0.185		11.70
6	373	PEREA Yessica	ECU	26 NOV 1987	7	0.281		12.18

Qualification: First 3 in each heat (Q) and the next 4 fastest (q) advance to the Semifinal

Legend:

Fn False start **Q** Qualified by place **Rk** Rank



João Havelange Stadium
Estádio João Havelange
Estádio João Havelange

23 JUL 2007
16:00

Athletics
Atletismo / Atletismo

Women's 100m
100m Mujeres / 100m Feminino

1st Round Heat 4/4
Ronda 1 Serie 4/4 / Rodada 1 Eliminatória 4/4

Results

Resultados / Resultados

WORLD RECORD	10.49	GRIFFITH Florence	USA	Indianapolis (USA)	16 JUL 1988
PAN AMERICAN GAMES RECORD	11.05	ASHFORD Evelyn	USA	San Juan (PUR)	7 JUL 1979

Wind: +0.9 m/s

Rk	Bib	Name	NOC Code	Date of Birth	Lane	Reaction	Fn	Result
1	387	FLETCHER Sherry	GRN	17 JAN 1986	4	0.175		11.18 Q PB
2	563	RODRIGUEZ Carol	PUR	26 DEC 1985	3			11.53 Q
3	328	LAZO Misleidys	CUB	7 SEP 1981	6	0.256		11.67 Q
4	60	CLARKE Tamica Clarke	BAH	9 NOV 1980	5	0.171		11.72
5	359	MEJIA BERAS Marleny	DOM	19 AUG 1982	2	0.212		11.76
6	583	NIEUWENDAM Kirsten	SUR	26 AUG 1991	7			12.29

Qualification: First 3 in each heat (Q) and the next 4 fastest (q) advance to the Semifinal

Legend:

Fn False start **PB** Personal Best **Q** Qualified by place **Rk** Rank

Results Summary

Resumen de resultados / Resumo dos Resultados

WORLD RECORD	10.49	GRIFFITH Florence	USA Indianapolis (USA)	16 JUL 1988
PAN AMERICAN GAMES RECORD	11.05	ASHFORD Evelyn	USA San Juan (PUR)	7 JUL 1979

Rank	Bib	Name	NOC Code	Heat	Lane	Position	Wind	Time	
1	663	BARBER Mikele	USA	1	4	1	+2.1	11.15	Q
1	65	STURRUP Chandra	BAH	1	3	2	+2.1	11.15	Q
3	387	FLETCHER Sherry	GRN	4	4	1	+0.9	11.18	Q PB
4	433	HARRIGAN Tahesia	IVB	3	4	1	+2.2	11.21	Q
5	317	BENAVIDES Virgen	CUB	3	6	2	+2.2	11.24	Q
6	682	LEWIS Mechelle	USA	2	4	1	+0.6	11.27	Q
7	429	JONES Laverne	ISV	3	3	3	+2.2	11.28	Q
8	160	MOURA Lucimar	BRA	1	5	3	+2.1	11.31	Q
9	575	HODGE Virgil	SKN	2	8	2	+0.6	11.35	Q
10	475	ROWE Tracy-Ann	JAM	3	5	4	+2.2	11.37	q
11	612	SPRINGER-JONES Sasha	TRI	2	3	3	+0.6	11.50	Q
12	563	RODRIGUEZ Carol	PUR	4	3	2	+0.9	11.53	Q
13	462	DOWDIE Peta Gaye	JAM	1	6	4	+2.1	11.63	q
14	328	LAZO Misleidys	CUB	4	6	3	+0.9	11.67	Q
15	76	BAILEY Jade Bailey	BAR	1	2	5	+2.1	11.68	q
16	609	HUTCHINSON Ayanna	TRI	3	2	5	+2.2	11.70	q
17	60	CLARKE Tamica Clarke	BAH	4	5	4	+0.9	11.72	
18	359	MEJIA BERAS Marleny	DOM	4	2	5	+0.9	11.76	
19	80	REECE Shakeria	BAR	2	6	4	+0.6	11.82	
19	171	SANTOS Luciana	BRA	2	2	5	+0.6	11.82	
21	14	WILLIAMS Sonia	ANT	1	7	6	+2.1	11.89	
22	240	DIAZ VERGARA Maria Carolina	CHI	1	8	7	+2.1	12.05	
23	373	PEREA Yessica	ECU	3	7	6	+2.2	12.18	
24	583	NIEUWENDAM Kirsten	SUR	4	7	6	+0.9	12.29	
25	90	FLORES Tricia	BIZ	2	7	6	+0.6	12.37	
	223	MOTHERSILL Cydonie	CAY	2	5				DNS

Qualification: First 3 in each heat (Q) and the next 4 fastest (q) advance to the Semifinal

Note:
These athletes are sorted on performance

Legend:
DNS Did not Start PB Personal Best q Qualified by result Q Qualified by place

Results Progression

Progresión de los Resultados / Progressão dos Resultados

WORLD RECORD	10.49	GRIFFITH Florence	USA	Indianapolis (USA)	16 JUL 1988
PAN AMERICAN GAMES RECORD	11.05	ASHFORD Evelyn	USA	San Juan (PUR)	7 JUL 1979

Rk	Bib	Name	NOC Code	Date of Birth	Phase	Lane	Pos	Wind	Time	
1	663	BARBER Mikele	USA	4 OCT 1980	Final	4	1	+0.8	11.02	PR
					Semifinal 1/2	4	1	+0.6	11.18	Q
					1st Round 1/4	4	1	+2.1	11.15	Q
2	682	LEWIS Mechelle	USA	20 SEP 1980	Final	3	2	+0.8	11.24	
					Semifinal 2/2	3	2	+0.1	11.18	Q
					1st Round 2/4	4	1	+0.6	11.27	Q
3	65	STURRUP Chandra	BAH	12 SEP 1971	Final	5	3	+0.8	11.29	
					Semifinal 2/2	4	1	+0.1	11.18	Q SB
					1st Round 1/4	3	2	+2.1	11.15	Q
4	433	HARRIGAN Tahesia	IVB	15 FEB 1982	Final	7	4	+0.8	11.34	
					Semifinal 2/2	5	3	+0.1	11.28	Q
					1st Round 3/4	4	1	+2.2	11.21	Q
5	387	FLETCHER Sherry	GRN	17 JAN 1986	Final	6	5	+0.8	11.36	
					Semifinal 1/2	5	2	+0.6	11.20	Q
					1st Round 4/4	4	1	+0.9	11.18	Q PB
6	575	HODGE Virgil	SKN	17 NOV 1983	Final	1	6	+0.8	11.40	
					Semifinal 1/2	2	4	+0.6	11.33	Q
					1st Round 2/4	8	2	+0.6	11.35	Q
7	429	JONES Laverne	ISV	16 SEP 1981	Final	2	7	+0.8	11.49	
					Semifinal 1/2	6	3	+0.6	11.32	Q
					1st Round 3/4	3	3	+2.2	11.28	Q
8	475	ROWE Tracy-Ann	JAM	1 JAN 1980	Final	8	8	+0.8	11.56	
					Semifinal 2/2	2	4	+0.1	11.44	Q
					1st Round 3/4	5	4	+2.2	11.37	q

Legend:

PB	Personal Best	Pos	Position	PR	Pan American Record	Q	Qualified by place
q	Qualified by result	Rk	Rank	SB	Season Best		



João Havelange Stadium
Estádio João Havelange
Estádio João Havelange

27 JUL 2007
19:20

Athletics
Atletismo / Atletismo

Women's 200m
200m Mujeres / 200m Feminino

Final
Final / Final

Results

Resultados / Resultados

WORLD RECORD	21.34	GRIFFITH Florence	USA	Seoul (KOR)	29 SEP 1988
PAN AMERICAN GAMES RECORD	22.45	ASHFORD Evelyn	USA	San Juan (PUR)	9 JUL 1979

Wind: -0.6 m/s

Rk	Bib	Name	NOC Code	Date of Birth	Lane	Reaction	Fn	Result
1	321	DIAZ Roxana	CUB	17 MAY 1981	6	0.184		22.90
2	460	BROOKS Sheri-Ann	JAM	11 FEB 1983	2	0.165		22.92
3	387	FLETCHER Sherry	GRN	17 JAN 1986	4	0.219		22.96
4	575	HODGE Virgil	SKN	17 NOV 1983	5	0.227		23.05
5	458	BAILEY Aleen	JAM	25 NOV 1980	7	0.183		23.09
6	277	PALACIOS Felipa Alicia	COL	22 DEC 1975	3	0.167		23.34
7	703	WOODS Shareese	USA	20 FEB 1985	8	0.273		23.34
8	702	WILSON Latonia	USA	30 OCT 1984	1	0.180		23.50

Legend:

Fn False start **Rk** Rank



Results

Resultados / Resultados

WORLD RECORD	21.34	GRIFFITH Florence	USA	Seoul (KOR)	29 SEP 1988
PAN AMERICAN GAMES RECORD	22.45	ASHFORD Evelyn	USA	San Juan (PUR)	9 JUL 1979

Wind: +0.1 m/s

Rk	Bib	Name	NOC Code	Date of Birth	Lane	Reaction	Fn	Result
1	387	FLETCHER Sherry	GRN	17 JAN 1986	3	0.226		22.86 Q
2	277	PALACIOS Felipa Alicia	COL	22 DEC 1975	4	0.253		23.03 Q SB
3	703	WOODS Shareese	USA	20 FEB 1985	5	0.293		23.11 Q
4	458	BAILEY Aleen	JAM	25 NOV 1980	2	0.316		23.13 Q
5	329	MARTINEZ Aymee	CUB	17 NOV 1988	6	0.263		23.37
6	605	CAMERON Nandelle	TRI	21 OCT 1983	7	0.344		23.76
7	168	PRESTI Thaissa	BRA	26 APR 1988	8	0.287		23.76
8	359	MEJIA Marleny	DOM	19 AUG 1982	1	0.271		24.26

Qualification: First 4 in each heat (Q) advance to the Final

Legend:

Fn False start **Q** Qualified by place **Rk** Rank **SB** Season Best



Results

Resultados / Resultados

WORLD RECORD	21.34	GRIFFITH Florence	USA	Seoul (KOR)	29 SEP 1988
PAN AMERICAN GAMES RECORD	22.45	ASHFORD Evelyn	USA	San Juan (PUR)	9 JUL 1979

Wind: +0.7 m/s

Rk	Bib	Name	NOC Code	Date of Birth	Lane	Reaction	Fn	Result
1	321	DIAZ Roxana	CUB	17 MAY 1981	5	0.242		22.90 Q
2	575	HODGE Virgil	SKN	17 NOV 1983	4	0.265		22.93 Q
3	460	BROOKS Sheri-Ann	JAM	11 FEB 1983	3	0.175		22.94 Q
4	702	WILSON Latonia	USA	30 OCT 1984	2	0.325		23.29 Q
5	210	POWER Adrienne	CAN	11 DEC 1981	6	0.294		23.51
6	63	FERGUSON Shaniqua	BAH	24 NOV 1989	8	0.297		23.70
7	160	MOURA Lucimar	BRA	22 MAR 1974	7	0.217		23.73
8	276	OBREGON Darlenys	COL	21 FEB 1986	1	0.209		23.76

Qualification: First 4 in each heat (Q) advance to the Final

Legend:

Fn False start **Q** Qualified by place **Rk** Rank

Results Summary

Resumen de resultados / Resumo dos Resultados

WORLD RECORD	21.34	GRIFFITH Florence	USA	Seoul (KOR)	29 SEP 1988
PAN AMERICAN GAMES RECORD	22.45	ASHFORD Evelyn	USA	San Juan (PUR)	9 JUL 1979

Rank	Bib	Name	NOC Code	Heat	Lane	Position	Wind	Time	
1	387	FLETCHER Sherry	GRN	1	3	1	+0.1	22.86	Q
2	321	DIAZ Roxana	CUB	2	5	1	+0.7	22.90	Q
3	575	HODGE Virgil	SKN	2	4	2	+0.7	22.93	Q
4	460	BROOKS Sheri-Ann	JAM	2	3	3	+0.7	22.94	Q
5	277	PALACIOS Felipa Alicia	COL	1	4	2	+0.1	23.03	Q SB
6	703	WOODS Shareese	USA	1	5	3	+0.1	23.11	Q
7	458	BAILEY Aleen	JAM	1	2	4	+0.1	23.13	Q
8	702	WILSON Latonia	USA	2	2	4	+0.7	23.29	Q
9	329	MARTINEZ Aymee	CUB	1	6	5	+0.1	23.37	
10	210	POWER Adrienne	CAN	2	6	5	+0.7	23.51	
11	63	FERGUSON Shaniqua	BAH	2	8	6	+0.7	23.70	
12	160	MOURA Lucimar	BRA	2	7	7	+0.7	23.73	
13	605	CAMERON Nandelle	TRI	1	7	6	+0.1	23.76	
13	276	OBREGON Darlenys	COL	2	1	8	+0.7	23.76	
13	168	PRESTI Thaissa	BRA	1	8	7	+0.1	23.76	
16	359	MEJIA Marleny	DOM	1	1	8	+0.1	24.26	

Qualification: First 4 in each heat (Q) advance to the Final

Note:
These athletes are sorted on performance

Legend:
Q Qualified by place SB Season Best



João Havelange Stadium
Estádio João Havelange
Estádio João Havelange

25 JUL 2007
15:30

Athletics
Atletismo / Atletismo

Women's 200m
200m Mujeres / 200m Feminino

1st Round Heat 1/4
Ronda 1 Serie 1/4 / Rodada 1 Eliminatória 1/4

Results

Resultados / Resultados

WORLD RECORD	21.34	GRIFFITH Florence	USA	Seoul (KOR)	29 SEP 1988
PAN AMERICAN GAMES RECORD	22.45	ASHFORD Evelyn	USA	San Juan (PUR)	9 JUL 1979

Wind: +0.2 m/s

Rk	Bib	Name	NOC Code	Date of Birth	Lane	Reaction	Fn	Result
1	277	PALACIOS Felipa Alicia	COL	22 DEC 1975	8	0.263		23.11 Q
2	387	FLETCHER Sherry	GRN	17 JAN 1986	5	0.247		23.14 Q
3	458	BAILEY Aleen	JAM	25 NOV 1980	3	0.184		23.15 Q
4	614	THOMAS Reyare	TRI	23 NOV 1987	7	0.231		24.10
5	583	NIEUWENDAM Kirsten	SUR	26 AUG 1991	4			25.02
	76	BAILEY Jade	BAR	10 JUN 1983	2			DNS
	416	ETIENNE Ginou	HAI	12 JAN 1985	6			DNS

Qualification: First 3 in each heat (Q) and the next 4 fastest (q) advance to the Semifinal

Legend:

DNS Did not Start **Fn** False start **Q** Qualified by place **Rk** Rank

Results

Resultados / Resultados

WORLD RECORD	21.34	GRIFFITH Florence	USA	Seoul (KOR)	29 SEP 1988
PAN AMERICAN GAMES RECORD	22.45	ASHFORD Evelyn	USA	San Juan (PUR)	9 JUL 1979

Wind: -0.1 m/s

Rk	Bib	Name	NOC Code	Date of Birth	Lane	Reaction	Fn	Result
1	575	HODGE Virgil	SKN	17 NOV 1983	2	0.226		23.16 Q
2	460	BROOKS Sheri-Ann	JAM	11 FEB 1983	7	0.266		23.33 Q
3	702	WILSON Latonia	USA	30 OCT 1984	6	0.278		23.39 Q
4	63	FERGUSON Shaniqua	BAH	24 NOV 1989	5	0.220		23.68
5	276	OBREGON Darlenys	COL	21 FEB 1986	3	0.203		23.96
6	428	BASS Valma	ISV	12 MAR 1974	8	0.271		24.48
	563	RODRIGUEZ Carol	PUR	26 DEC 1985	4			DNS

Qualification: First 3 in each heat (Q) and the next 4 fastest (q) advance to the Semifinal

Legend:

DNS Did not Start **Fn** False start **Q** Qualified by place **Rk** Rank



Results

Resultados / Resultados

WORLD RECORD	21.34	GRIFFITH Florence	USA	Seoul (KOR)	29 SEP 1988
PAN AMERICAN GAMES RECORD	22.45	ASHFORD Evelyn	USA	San Juan (PUR)	9 JUL 1979

Wind: +0.2 m/s

Rk	Bib	Name	NOC Code	Date of Birth	Lane	Reaction	Fn	Result
1	703	WOODS Shareese	USA	20 FEB 1985	4	0.264		23.44 Q
2	329	MARTINEZ Aymee	CUB	17 NOV 1988	3	0.235		23.75 Q
3	160	MOURA Lucimar	BRA	22 MAR 1974	5	0.237		23.97 Q
4	359	MEJIA Marleny	DOM	19 AUG 1982	7	0.278		24.10
5	80	REECE Shakeria	BAR	31 AUG 1988	2	0.194		24.69
6	244	MACKENNA Maria Fernanda	CHI	2 DEC 1986	8			24.97
	512	RODRIGUEZ Zudykey	MEX	10 MAY 1983	6			DNS

Qualification: First 3 in each heat (Q) and the next 4 fastest (q) advance to the Semifinal

Legend:

DNS Did not Start **Fn** False start **Q** Qualified by place **Rk** Rank



Results

Resultados / Resultados

WORLD RECORD	21.34	GRIFFITH Florence	USA	Seoul (KOR)	29 SEP 1988
PAN AMERICAN GAMES RECORD	22.45	ASHFORD Evelyn	USA	San Juan (PUR)	9 JUL 1979

Wind: +0.4 m/s

Rk	Bib	Name	NOC Code	Date of Birth	Lane	Reaction	Fn	Result
1	321	DIAZ Roxana	CUB	17 MAY 1981	6	0.237		23.32 Q
2	210	POWER Adrienne	CAN	11 DEC 1981	3	0.240		23.64 Q
3	605	CAMERON Nandelle	TRI	21 OCT 1983	8	0.305		23.78 Q
3	168	PRESTI Thaissa	BRA	26 APR 1988	7	0.228		23.78 q
5	369	CHAVEZ Erika	ECU	4 JUN 1990	2	0.257		24.47 PB
6	91	MARTINEZ Kaina	BIZ	20 FEB 1986	4	0.217		25.66
	223	MOTHERSILL Cydonie	CAY	19 MAR 1978	5			DNS

Qualification: First 3 in each heat (Q) and the next 4 fastest (q) advance to the Semifinal

Legend:

DNS	Did not Start	Fn	False start	PB	Personal Best	q	Qualified by result
Q	Qualified by place	Rk	Rank				

Results Summary

Resumen de resultados / Resumo dos Resultados

WORLD RECORD	21.34	GRIFFITH Florence	USA	Seoul (KOR)	29 SEP 1988
PAN AMERICAN GAMES RECORD	22.45	ASHFORD Evelyn	USA	San Juan (PUR)	9 JUL 1979

Rank	Bib	Name	NOC Code	Heat	Lane	Position	Wind	Time	
1	277	PALACIOS Felipa Alicia	COL	1	8	1	+0.2	23.11	Q
2	387	FLETCHER Sherry	GRN	1	5	2	+0.2	23.14	Q
3	458	BAILEY Aleen	JAM	1	3	3	+0.2	23.15	Q
4	575	HODGE Virgil	SKN	2	2	1	-0.1	23.16	Q
5	321	DIAZ Roxana	CUB	4	6	1	+0.4	23.32	Q
6	460	BROOKS Sheri-Ann	JAM	2	7	2	-0.1	23.33	Q
7	702	WILSON Latonia	USA	2	6	3	-0.1	23.39	Q
8	703	WOODS Shareese	USA	3	4	1	+0.2	23.44	Q
9	210	POWER Adrienne	CAN	4	3	2	+0.4	23.64	Q
10	63	FERGUSON Shaniqua	BAH	2	5	4	-0.1	23.68	q
11	329	MARTINEZ Aymee	CUB	3	3	2	+0.2	23.75	Q
12	605	CAMERON Nandelle	TRI	4	8	3	+0.4	23.78	Q
12	168	PRESTI Thaissa	BRA	4	7	3	+0.4	23.78	q
14	276	OBREGON Darlenys	COL	2	3	5	-0.1	23.96	q
15	160	MOURA Lucimar	BRA	3	5	3	+0.2	23.97	Q
16	359	MEJIA Marleny	DOM	3	7	4	+0.2	24.10	q
16	614	THOMAS Reyare	TRI	1	7	4	+0.2	24.10	
18	369	CHAVEZ Erika	ECU	4	2	5	+0.4	24.47	PB
19	428	BASS Valma	ISV	2	8	6	-0.1	24.48	
20	80	REECE Shakera	BAR	3	2	5	+0.2	24.69	
21	244	MACKENNA Maria Fernanda	CHI	3	8	6	+0.2	24.97	
22	583	NIEUWENDAM Kirsten	SUR	1	4	5	+0.2	25.02	
23	91	MARTINEZ Kaina	BIZ	4	4	6	+0.4	25.66	
	76	BAILEY Jade	BAR	1	2			DNS	
	416	ETIENNE Ginou	HAI	1	6			DNS	
	223	MOTHERSILL Cydonie	CAY	4	5			DNS	
	563	RODRIGUEZ Carol	PUR	2	4			DNS	
	512	RODRIGUEZ Zudykey	MEX	3	6			DNS	

Qualification: First 3 in each heat (Q) and the next 4 fastest (q) advance to the Semifinal

Note:
These athletes are sorted on performance

Legend:
DNS Did not Start PB Personal Best q Qualified by result Q Qualified by place

NOTE: the break tie was decided by draw

Results Progression

Progresión de los Resultados / Progressão dos Resultados

WORLD RECORD	21.34	GRIFFITH Florence	USA	Seoul (KOR)	29 SEP 1988
PAN AMERICAN GAMES RECORD	22.45	ASHFORD Evelyn	USA	San Juan (PUR)	9 JUL 1979

Rk	Bib	Name	NOC Code	Date of Birth	Phase	Lane	Pos	Wind	Time	
1	321	DIAZ Roxana	CUB	17 MAY 1981	Final	6	1	-0.6	22.90	
					Semifinal 2/2	5	1	+0.7	22.90	Q
					1st Round 4/4	6	1	+0.4	23.32	Q
2	460	BROOKS Sheri-Ann	JAM	11 FEB 1983	Final	2	2	-0.6	22.92	
					Semifinal 2/2	3	3	+0.7	22.94	Q
					1st Round 2/4	7	2	-0.1	23.33	Q
3	387	FLETCHER Sherry	GRN	17 JAN 1986	Final	4	3	-0.6	22.96	
					Semifinal 1/2	3	1	+0.1	22.86	Q
					1st Round 1/4	5	2	+0.2	23.14	Q
4	575	HODGE Virgil	SKN	17 NOV 1983	Final	5	4	-0.6	23.05	
					Semifinal 2/2	4	2	+0.7	22.93	Q
					1st Round 2/4	2	1	-0.1	23.16	Q
5	458	BAILEY Aleen	JAM	25 NOV 1980	Final	7	5	-0.6	23.09	
					Semifinal 1/2	2	4	+0.1	23.13	Q
					1st Round 1/4	3	3	+0.2	23.15	Q
6	277	PALACIOS Felipa Alicia	COL	22 DEC 1975	Final	3	6	-0.6	23.34	
					Semifinal 1/2	4	2	+0.1	23.03	Q SB
					1st Round 1/4	8	1	+0.2	23.11	Q
6	703	WOODS Shareese	USA	20 FEB 1985	Final	8	7	-0.6	23.34	
					Semifinal 1/2	5	3	+0.1	23.11	Q
					1st Round 3/4	4	1	+0.2	23.44	Q
8	702	WILSON Latonia	USA	30 OCT 1984	Final	1	8	-0.6	23.50	
					Semifinal 2/2	2	4	+0.7	23.29	Q
					1st Round 2/4	6	3	-0.1	23.39	Q

Legend:

Pos Position **Q** Qualified by place **Rk** Rank **SB** Season Best



Results

Resultados / Resultados

WORLD RECORD	47.60 KOCH Marita	GDR Canberra (AUS)	6 OCT 1985
PAN AMERICAN GAMES RECORD	49.61 QUIROT Ana Fidelia	CUB La Habana (CUB)	5 AUG 1991

Rk	Bib	Name	NOC Code	Date of Birth	Lane	Reaction	Fn	Result
1	506	GUEVARA Ana Gabriela	MEX	4 MAR 1977	4	0.357		50.34 SB
2	58	AMERTIL Christine	BAH	18 AUG 1979	2	0.253		50.99 SB
3	340	TERRERO Indira	CUB	29 NOV 1985	6	0.409		51.09
4	468	LLOYD Shereefa	JAM	9 FEB 1982	3	0.286		51.19
5	471	PRENDERGAST Davita	JAM	16 DEC 1984	5	0.300		51.90
6	673	HENDERSON Monique	USA	18 FEB 1983	1	0.272		52.28
7	429	JONES Laverne	ISV	16 SEP 1981	7	0.333		52.97
8	667	DUNN Debbie	USA	26 MAR 1978	8	0.357		52.97

Legend:

Fn False start **Rk** Rank **SB** Season Best

Results

Resultados / Resultados

WORLD RECORD	47.60 KOCH Marita	GDR Canberra (AUS)	6 OCT 1985
PAN AMERICAN GAMES RECORD	49.61 QUIROT Ana Fidelia	CUB La Habana (CUB)	5 AUG 1991

Rk	Bib	Name	NOC Code	Date of Birth	Lane	Reaction	Fn	Result
1	506	GUEVARA Ana Gabriela	MEX	4 MAR 1977	5	0.290		51.10 Q
2	429	JONES Laverne	ISV	16 SEP 1981	3	0.189		51.94 Q PB
3	673	HENDERSON Monique	USA	18 FEB 1983	4	0.284		52.18
4	146	ALMIRÃO Maria Laura	BRA	20 SEP 1977	2			52.72
5	202	AKINSULIE Esther	CAN	22 APR 1984	6	0.300		52.77
6	371	JARAMILLO Lucy	ECU	23 FEB 1983	7	0.403		54.55
	435	MALONEY Dominique	IVB	10 NOV 1987	8	0.309		DQ R 163.3

Qualification: First 2 in each heat (Q) and the next 2 fastest (q) advance to the Final

Note:
IAAF Rule 163.3 - Leaving the lane

Legend:
DQ Disqualified **Fn** False start **PB** Personal Best **Q** Qualified by place
R IAAF rule **Rk** Rank

Results

Resultados / Resultados

WORLD RECORD	47.60 KOCH Marita	GDR Canberra (AUS)	6 OCT 1985
PAN AMERICAN GAMES RECORD	49.61 QUIROT Ana Fidelia	CUB La Habana (CUB)	5 AUG 1991

Rk	Bib	Name	NOC Code	Date of Birth	Lane	Reaction	Fn	Result
1	471	PRENDERGAST Davita	JAM	16 DEC 1984	5	0.250		51.47 Q
2	340	TERRERO Indira	CUB	29 NOV 1985	4	0.479		51.56 Q
3	667	DUNN Debbie	USA	26 MAR 1978	3	0.329		51.86
4	726	ALEXANDER Kineke	VIN	21 FEB 1986	6	0.413		52.37
5	416	ETIENNE Ginou	HAI	12 JAN 1985	2	0.453		53.13
6	273	IDROBO Maria Alejandra	COL	8 APR 1988	7	0.538		54.29
7	388	REGIS Hazel Ann	GRN	1 FEB 1981	8	0.331		54.75

Qualification: First 2 in each heat (Q) and the next 2 fastest (q) advance to the Final

Legend:

Fn False start **Q** Qualified by place **Rk** Rank

Results

Resultados / Resultados

WORLD RECORD	47.60 KOCH Marita	GDR Canberra (AUS)	6 OCT 1985
PAN AMERICAN GAMES RECORD	49.61 QUIROT Ana Fidelia	CUB La Habana (CUB)	5 AUG 1991

Rk	Bib	Name	NOC Code	Date of Birth	Lane	Reaction	Fn	Result
1	468	LLOYD Shereefa	JAM	9 FEB 1982	4	0.279		51.66 Q
2	58	AMERTIL Christine	BAH	18 AUG 1979	6	0.346		51.67 Q SB
3	507	MEDINA Gabriela E.	MEX	3 MAR 1985	5	0.328		52.22
4	407	POMPEY Aliann	GUY	9 MAR 1978	3	0.310		53.03
5	204	MUIR Carline	CAN	1 JAN 1980	8	0.513		53.25
6	576	JOHN Nathandra	SKN	6 NOV 1984	2	0.246		53.42
7	150	FERREIRA Sheila	BRA	12 NOV 1980	1	0.206		54.44
8	613	ST. LOUIS Britney	TRI	15 JAN 1989	7	0.599		54.45

Qualification: First 2 in each heat (Q) and the next 2 fastest (q) advance to the Final

Legend:

Fn False start **Q** Qualified by place **Rk** Rank **SB** Season Best

Results Summary

Resumen de resultados / Resumo dos Resultados

WORLD RECORD	47.60 KOCH Marita	GDR Canberra (AUS)	6 OCT 1985
PAN AMERICAN GAMES RECORD	49.61 QUIROT Ana Fidelia	CUB La Habana (CUB)	5 AUG 1991

Rank	Bib	Name	NOC Code	Heat	Lane	Position	Time	
1	506	GUEVARA Ana Gabriela	MEX	1	5	1	51.10	Q
2	471	PRENDERGAST Davita	JAM	2	5	1	51.47	Q
3	340	TERRERO Indira	CUB	2	4	2	51.56	Q
4	468	LLOYD Shereefa	JAM	3	4	1	51.66	Q
5	58	AMERTIL Christine	BAH	3	6	2	51.67	Q SB
6	667	DUNN Debbie	USA	2	3	3	51.86	q
7	429	JONES Laverne	ISV	1	3	2	51.94	Q PB
8	673	HENDERSON Monique	USA	1	4	3	52.18	q
9	507	MEDINA Gabriela E.	MEX	3	5	3	52.22	
10	726	ALEXANDER Kineke	VIN	2	6	4	52.37	
11	146	ALMIRÃO Maria Laura	BRA	1	2	4	52.72	
12	202	AKINSULIE Esther	CAN	1	6	5	52.77	
13	407	POMPEY Aliann	GUY	3	3	4	53.03	
14	416	ETIENNE Ginou	HAI	2	2	5	53.13	
15	204	MUIR Carline	CAN	3	8	5	53.25	
16	576	JOHN Nathandra	SKN	3	2	6	53.42	
17	273	IDROBO Maria Alejandra	COL	2	7	6	54.29	
18	150	FERREIRA Sheila	BRA	3	1	7	54.44	
19	613	ST. LOUIS Britney	TRI	3	7	8	54.45	
20	371	JARAMILLO Lucy	ECU	1	7	6	54.55	
21	388	REGIS Hazel Ann	GRN	2	8	7	54.75	
	435	MALONEY Dominique	IVB	1	8		DQ	R 163.3

Qualification: First 2 in each heat (Q) and the next 2 fastest (q) advance to the Final

Note:
IAAF Rule 163.3 - Leaving the lane

Note:
These athletes are sorted on performance

Legend:
DQ Disqualified **PB** Personal Best **q** Qualified by result **Q** Qualified by place
R IAAF rule **SB** Season Best

Results Progression

Progresión de los Resultados / Progressão dos Resultados

WORLD RECORD	47.60 KOCH Marita	GDR Canberra (AUS)	6 OCT 1985
PAN AMERICAN GAMES RECORD	49.61 QUIROT Ana Fidelia	CUB La Habana (CUB)	5 AUG 1991

Rk	Bib	Name	NOC Code	Date of Birth	Phase	Lane	Pos	Time	
1	506	GUEVARA Ana Gabriela	MEX	4 MAR 1977	Final	4	1	50.34	SB
					Semifinal 1/3	5	1	51.10	Q
2	58	AMERTIL Christine	BAH	18 AUG 1979	Final	2	2	50.99	SB
					Semifinal 3/3	6	2	51.67	Q SB
3	340	TERRERO Indira	CUB	29 NOV 1985	Final	6	3	51.09	
					Semifinal 2/3	4	2	51.56	Q
4	468	LLOYD Shereefa	JAM	9 FEB 1982	Final	3	4	51.19	
					Semifinal 3/3	4	1	51.66	Q
5	471	PRENDERGAST Davita	JAM	16 DEC 1984	Final	5	5	51.90	
					Semifinal 2/3	5	1	51.47	Q
6	673	HENDERSON Monique	USA	18 FEB 1983	Final	1	6	52.28	
					Semifinal 1/3	4	3	52.18	q
7	667	DUNN Debbie	USA	26 MAR 1978	Final	8	8	52.97	
					Semifinal 2/3	3	3	51.86	q
7	429	JONES Laverne	ISV	16 SEP 1981	Final	7	7	52.97	
					Semifinal 1/3	3	2	51.94	Q PB

Legend:

PB	Personal Best	Pos	Position	Q	Qualified by place	q	Qualified by result
Rk	Rank	SB	Season Best				



Results

Resultados / Resultados

WORLD RECORD	1:53.28	KRATOCHVÍLOVÁ Jarmila	TCH München (GER)	26 JUL 1983
PAN AMERICAN GAMES RECORD	1:58.71	QUIROT Ana Fidelia	CUB La Habana (CUB)	8 AUG 1991

Rk	Bib	Name	NOC Code	Date of Birth	Lane	Result	
1	203	CUMMINS Diane	CAN	19 JAN 1974	6	1:59.75	SB
2	271	GARCIA MENA Rosibel	COL	13 FEB 1981	8	2:00.02	SB
3	319	CALATAYUD Zulia	CUB	9 NOV 1979	2	2:00.34	SB
4	406	BURNETT Marian	GUY	22 FEB 1976	4	2:00.40	
5	181	TITO Josiane	BRA	8 AUG 1979	3	2:01.41	
6	677	JOHNSON Alysia	USA	23 APR 1986	5	2:02.57	
7	479	WILLIAMS Ysanne	JAM	25 SEP 1980	1	2:03.18	
8	606	de LEON Melissa	TRI	7 APR 1981	7	2:03.63	
Intermediate Times:		400m	57.97	677	JOHNSON Alysia (USA)		

Legend:

Rk Rank **SB** Season Best

Results

Resultados / Resultados

WORLD RECORD	1:53.28	KRATOCHVÍLOVÁ Jarmila	TCH München (GER)	26 JUL 1983
PAN AMERICAN GAMES RECORD	1:58.71	QUIROT Ana Fidelia	CUB La Habana (CUB)	8 AUG 1991

Rk	Bib	Name	NOC Code	Date of Birth	Lane	Result
1	203	CUMMINS Diane	CAN	19 JAN 1974	5	2:02.80 Q
2	319	CALATAYUD Zulia	CUB	9 NOV 1979	8	2:03.00 Q
3	406	BURNETT Marian	GUY	22 FEB 1976	4	2:03.09 Q
4	170	SANTOS Juliana	BRA	7 DEC 1983	6	2:03.66
5	699	UCENY Morgan	USA	10 MAR 1985	3	2:04.13
6	558	del VALLE MARQUEZ Lysaira	PUR	10 MAR 1982	2	2:05.15
7	78	GOODING Sheena	BAR	1 AUG 1981	7	2:07.93

Qualification: First 3 in each heat (Q) and the next 2 fastest (q) advance to the Final

Intermediate Times: 400m 1:02.07 406 BURNETT Marian (GUY)

Legend:

Q Qualified by place **Rk** Rank



Results

Resultados / Resultados

WORLD RECORD	1:53.28	KRATOCHVÍLOVÁ Jarmila	TCH München (GER)	26 JUL 1983
PAN AMERICAN GAMES RECORD	1:58.71	QUIROT Ana Fidelia	CUB La Habana (CUB)	8 AUG 1991

Rk	Bib	Name	NOC Code	Date of Birth	Lane	Result
1	181	TITO Josiane	BRA	8 AUG 1979	2	2:01.28 Q PB
2	677	JOHNSON Alysia	USA	23 APR 1986	5	2:01.48 Q
3	271	GARCIA MENA Rosibel	COL	13 FEB 1981	3	2:01.60 Q
4	479	WILLIAMS Ysanne	JAM	25 SEP 1980	6	2:02.49 q
5	606	de LEON Melissa	TRI	7 APR 1981	7	2:02.72 q SB
	333	PEÑA Ana Hachy	CUB	1 JAN 1982	8	2:03.29 PB
	476	SINCLAIR Kenia Marsha	JAM	14 JUL 1980	4	DNS

Qualification: First 3 in each heat (Q) and the next 2 fastest (q) advance to the Final

Intermediate Times: 400m 58.53 479 WILLIAMS Ysanne (JAM)

Legend:

DNS	Did not Start	PB	Personal Best	Q	Qualified by place	q	Qualified by result
Rk	Rank	SB	Season Best				

Results Summary

Resumen de resultados / Resumo dos Resultados

WORLD RECORD	1:53.28	KRATOCHVÍLOVÁ Jarmila	TCH	München (GER)	26 JUL 1983
PAN AMERICAN GAMES RECORD	1:58.71	QUIROT Ana Fidelia	CUB	La Habana (CUB)	8 AUG 1991

Rank	Bib	Name	NOC Code	Heat	Lane	Position	Time		
1	181	TITO Josiane	BRA	2	2	1	2:01.28	Q	PB
2	677	JOHNSON Alysia	USA	2	5	2	2:01.48	Q	
3	271	GARCIA MENA Rosibel	COL	2	3	3	2:01.60	Q	
4	479	WILLIAMS Ysanne	JAM	2	6	4	2:02.49	q	
5	606	de LEON Melissa	TRI	2	7	5	2:02.72	q	SB
6	203	CUMMINS Diane	CAN	1	5	1	2:02.80	Q	
7	319	CALATAYUD Zulia	CUB	1	8	2	2:03.00	Q	
8	406	BURNETT Marian	GUY	1	4	3	2:03.09	Q	
9	333	PEÑA Ana Hachy	CUB	2	8		2:03.29		PB
10	170	SANTOS Juliana	BRA	1	6	4	2:03.66		
11	699	UCENY Morgan	USA	1	3	5	2:04.13		
12	558	del VALLE MARQUEZ Lysaira	PUR	1	2	6	2:05.15		
13	78	GOODING Sheena	BAR	1	7	7	2:07.93		
	476	SINCLAIR Kenia Marsha	JAM	2	4			DNS	

Qualification: First 3 in each heat (Q) and the next 2 fastest (q) advance to the Final

Note:
These athletes are sorted on performance

Legend:
DNS Did not Start **PB** Personal Best **q** Qualified by result **Q** Qualified by place
SB Season Best

Results Progression

Progresión de los Resultados / Progressão dos Resultados

WORLD RECORD	1:53.28	KRATOCHVÍLOVÁ Jarmila	TCH München (GER)	26 JUL 1983
PAN AMERICAN GAMES RECORD	1:58.71	QUIROT Ana Fidelia	CUB La Habana (CUB)	8 AUG 1991

Rk	Bib	Name	NOC Code	Date of Birth	Phase	Lane	Pos	Time	
1	203	CUMMINS Diane	CAN	19 JAN 1974	Final	6	1	1:59.75	SB
					Semifinal 1/2	5	1	2:02.80	Q
2	271	GARCIA MENA Rosibel	COL	13 FEB 1981	Final	8	2	2:00.02	SB
					Semifinal 2/2	3	3	2:01.60	Q
3	319	CALATAYUD Zulia	CUB	9 NOV 1979	Final	2	3	2:00.34	SB
					Semifinal 1/2	8	2	2:03.00	Q
4	406	BURNETT Marian	GUY	22 FEB 1976	Final	4	4	2:00.40	
					Semifinal 1/2	4	3	2:03.09	Q
5	181	TITO Josiane	BRA	8 AUG 1979	Final	3	5	2:01.41	
					Semifinal 2/2	2	1	2:01.28	Q PB
6	677	JOHNSON Alysia	USA	23 APR 1986	Final	5	6	2:02.57	
					Semifinal 2/2	5	2	2:01.48	Q
7	479	WILLIAMS Ysanne	JAM	25 SEP 1980	Final	1	7	2:03.18	
					Semifinal 2/2	6	4	2:02.49	q
8	606	de LEON Melissa	TRI	7 APR 1981	Final	7	8	2:03.63	
					Semifinal 2/2	7	5	2:02.72	q SB

Legend:

PB	Personal Best	Pos	Position	Q	Qualified by place	q	Qualified by result
Rk	Rank	SB	Season Best				

Results

Resultados / Resultados

WORLD RECORD	3:50.46 QU Yunxia	CHN Beijing (CHN)	11 SEP 1993
PAN AMERICAN GAMES RECORD	4:05.70 DECKER Mary	USA San Juan (PUR)	13 JUL 1979

Rk	Bib	Name	NOC Code	Date of Birth	Order	Result	
1	170	SANTOS Juliana	BRA	7 DEC 1983	2	4:13.36	
2	671	HARRELSON Mary Jayne	USA	17 JUN 1978	10	4:15.24	
3	271	GARCIA MENA Rosibel	COL	13 FEB 1981	6	4:15.78	PB
4	406	BURNETT Marian	GUY	22 FEB 1976	7	4:17.91	PB
5	558	del VALLE Lysaira	PUR	10 MAR 1982	3	4:18.40	PB
6	670	GALLO Lindsey	USA	29 NOV 1981	1	4:18.87	
7	153	HEITLING Sabine	BRA	7 FEB 1987	8	4:19.21	PB
8	38	RODRIGUEZ Valeria	ARG	23 SEP 1976	5	4:21.67	SB
9	459	BARNETT Tanice	JAM	14 MAY 1982	9	4:23.14	PB
10	316	BATAILLE Yadira	CUB	1 NOV 1984	4	4:24.49	
Intermediate Times:		400m	1:08.53	670	GALLO Lindsey (USA)		
		800m	2:18.75	670	GALLO Lindsey (USA)		
		1200m	3:28.55	670	GALLO Lindsey (USA)		

Legend:

PB Personal Best **Rk** Rank **SB** Season Best



João Havelange Stadium
Estádio João Havelange
Estádio João Havelange

27 JUL 2007
18:20

Athletics
Atletismo / Atletismo

Women's 5000m
5000m Mujeres / 5000m Feminino

Final
Final / Final

Results

Resultados / Resultados

WORLD RECORD	14:16.63	DEFAR Meseret	ETH Oslo (NOR)	15 JUN 2007
PAN AMERICAN GAMES RECORD	15:30.65	FERNANDEZ Adriana	MEX Santo Domingo (DOM)	6 AUG 2003

Rk	Bib	Name	NOC Code	Date of Birth	Order	Result	
1	209	METCALFE Megan Elizabeth	CAN	27 JAN 1982	4	15:35.78	
2	668	FERRELL Catherine	USA	21 JUN 1984	12	15:42.01	PB
3	509	ROCHA de la CRUZ Leticia	MEX	18 DEC 1967	6	15:43.80	
4	510	RODRIGUEZ de la CRUZ Dulce Maria	MEX	14 AUG 1972	11	15:46.89	SB
5	165	PERES Lucelia	BRA	26 AUG 1981	10	15:47.61	PB
6	280	SANCHEZ RIVERA Bertha	COL	3 NOV 1978	2	15:49.97	PB
7	174	SILVA Ednalva	BRA	12 OCT 1976	9	15:55.46	PB
8	705	ZEMBA Mandi	USA	1 JUL 1983	8	16:08.09	
9	539	ARIZAPANA Wilma	PER	1 OCT 1982	1	16:39.90	
10	541	HUAMANI Faustina	PER	12 DEC 1979	7	16:53.82	
	324	GARCIA Yailen	CUB	15 JUN 1980	5	DNS	
	326	GONZALEZ Mariela	CUB	5 APR 1974	3	DNS	
Intermediate Times:							
	1000m	3:11.62	668	FERRELL Catherine (USA)			
	2000m	6:20.67	668	FERRELL Catherine (USA)			
	3000m	9:31.44	668	FERRELL Catherine (USA)			
	4000m	12:41.84	668	FERRELL Catherine (USA)			

Legend:

DNS Did not Start **PB** Personal Best **Rk** Rank **SB** Season Best

Results

Resultados / Resultados

WORLD RECORD	29:31.78 WANG Junxia	CHN Beijing (CHN)	8 SEP 1993
PAN AMERICAN GAMES RECORD	32:56.51 ROCHA Nora	MEX Winnipeg (CAN)	28 JUL 1999

Rk	Bib	Name	NOC Code	Date of Birth	Order	Result	
1	697	SLATTERY Sara	USA	2 OCT 1981	10	32:54.41	PR
2	510	RODRIGUEZ de la CRUZ Dulce Maria	MEX	14 AUG 1972	5	32:56.75	
3	165	PERES Lucelia	BRA	26 AUG 1981	7	33:19.48	SB
4	509	ROCHA de la CRUZ Leticia	MEX	18 DEC 1967	1	33:33.72	
5	542	MELCHOR Ines	PER	30 AUG 1986	3	33:36.17	PB
6	687	McCABE Emily	USA	12 MAY 1983	8	33:39.61	PB
7	174	SILVA Ednalva	BRA	12 OCT 1976	9	34:09.21	
8	280	SANCHEZ RIVERA Bertha	COL	3 NOV 1978	4	34:13.25	SB
9	543	MISAYAURI Jimena	PER	11 DEC 1978	6	34:30.51	PB
10	377	TENORIO Martha	ECU	6 AUG 1967	2	36:47.30	
Intermediate Times:							
		1000m	3:30.56	174	SILVA Ednalva (BRA)		
		2000m	6:50.67	174	SILVA Ednalva (BRA)		
		3000m	10:09.38	174	SILVA Ednalva (BRA)		
		4000m	13:28.83	174	SILVA Ednalva (BRA)		
		5000m	16:52.28	165	PERES Lucelia (BRA)		
		6000m	20:17.75	174	SILVA Ednalva (BRA)		
		7000m	23:26.87	697	SLATTERY Sara (USA)		
		8000m	26:38.22	697	SLATTERY Sara (USA)		
		9000m	29:50.55	697	SLATTERY Sara (USA)		

Legend:

PB Personal Best **PR** Pan American Record **Rk** Rank **SB** Season Best



João Havelange Stadium
Estádio João Havelange
Estádio João Havelange

25 JUL 2007
18:20

Athletics
Atletismo / Atletismo

Women's 100m Hurdles
100m Vallas Mujeres / 100m com Barreiras Feminino

Final
Final / Final

Results

Resultados / Resultados

WORLD RECORD	12.21 DONKOVA Yordanka	BUL	Stara Zagora (BUL)	20 AUG 1988
PAN AMERICAN GAMES RECORD	12.66 FOSTER Brigitte	JAM	Santo Domingo (DOM)	8 AUG 2003

Wind: +0.0 m/s

Rk	Bib	Name	NOC Code	Date of Birth	Lane	Reaction	Fn	Result	
1	463	ENNIS-LONDON Deloreen	JAM	5 MAR 1975	3	0.152		12.65	PR
2	206	FELICIEN Perdita	CAN	29 AUG 1980	4	0.150	F1	12.65	=PR
3	212	WHYTE Angela	CAN	22 MAY 1980	5	0.167		12.72	
4	461	DIXON Vonette	JAM	26 NOV 1975	2	0.201		12.86	
5	339	TEJEDA Anay	CUB	3 APR 1983	6	0.218		12.95	
6	661	ADAMS Jenny	USA	8 JUL 1978	7	0.225		13.15	
7	418	FAUSTIN-PARKER Nadine	HAI	14 APR 1976	8	0.227		13.26	
8	683	LEWIS Yvette	USA	16 MAR 1985	1	0.257		13.69	

Legend:

=PR Equal Pan American Games Record Fn False start PR Pan American Record Rk Rank



João Havelange Stadium
Estádio João Havelange
Estádio João Havelange

24 JUL 2007
16:50

Athletics
Atletismo / Atletismo

Women's 100m Hurdles
100m Vallas Mujeres / 100m com Barreiras Feminino

Semifinal 1/3
Semifinal 1/3 / Semifinal 1/3

Results

Resultados / Resultados

WORLD RECORD	12.21	DONKOVA Yordanka	BUL	Stara Zagora (BUL)	20 AUG 1988
PAN AMERICAN GAMES RECORD	12.66	FOSTER Brigitte	JAM	Santo Domingo (DOM)	8 AUG 2003

Wind: +0.6 m/s

Rk	Bib	Name	NOC Code	Date of Birth	Lane	Reaction	Fn	Result
1	463	ENNIS-LONDON Deloreen	JAM	5 MAR 1975	4	0.163		12.81 Q
2	661	ADAMS Jenny	USA	8 JUL 1978	5	0.202		13.15 Q
3	314	ARENCIBIA Yenima	CUB	25 DEC 1984	6	0.199		13.32
4	274	MERLANO Briggite Maria	COL	29 APR 1982	3	0.234		13.35
5	35	DONZINO Soledad	ARG	19 MAR 1984	2	0.187		13.76
6	82	BRATHWAITE Janielle	BAR	5 SEP 1985	7	0.222		14.26

Qualification: First 2 in each heat (Q) and the next 2 fastest (q) advance to the Final

Legend:

Fn False start **Q** Qualified by place **Rk** Rank



Results

Resultados / Resultados

WORLD RECORD	12.21 DONKOVA Yordanka	BUL	Stara Zagora (BUL)	20 AUG 1988
PAN AMERICAN GAMES RECORD	12.66 FOSTER Brigitte	JAM	Santo Domingo (DOM)	8 AUG 2003

Wind: +0.9 m/s

Rk	Bib	Name	NOC Code	Date of Birth	Lane	Reaction	Fn	Result
1	212	WHYTE Angela	CAN	22 MAY 1980	4	0.137		12.68 Q
2	461	DIXON Vonette	JAM	26 NOV 1975	5	0.193		12.86 Q
3	418	FAUSTIN-PARKER Nadine	HAI	14 APR 1976	6	0.174		13.24 SB
4	425	BERNARDEZ Jeimmy	HON	3 SEP 1986	2	0.203		14.05
5	434	LEWIS Leniece	IVB	29 MAY 1985	7	0.193		15.10
	164	PARRELA Gilvaneide	BRA	1 SEP 1976	3			DNS

Qualification: First 2 in each heat (Q) and the next 2 fastest (q) advance to the Final

Legend:

DNS	Did not Start	Fn	False start	Q	Qualified by place	Rk	Rank
SB	Season Best						



Results

Resultados / Resultados

WORLD RECORD	12.21 DONKOVA Yordanka	BUL	Stara Zagora (BUL)	20 AUG 1988
PAN AMERICAN GAMES RECORD	12.66 FOSTER Brigitte	JAM	Santo Domingo (DOM)	8 AUG 2003

Wind: +0.2 m/s

Rk	Bib	Name	NOC Code	Date of Birth	Lane	Reaction	Fn	Result		
1	206	FELICIEN Perdita	CAN	29 AUG 1980	4	0.168		12.69	Q	SB
2	339	TEJEDA Anay	CUB	3 APR 1983	5	0.163		12.80	Q	SB
3	683	LEWIS Yvette	USA	16 MAR 1985	7	0.198		13.25	q	
4	66	THOMPSON Tivanna	BAH	15 MAR 1983	3	0.131		13.33		
5	159	MORAES Fabiana	BRA	6 MAY 1986	6	0.181		13.75		

Qualification: First 2 in each heat (Q) and the next 2 fastest (q) advance to the Final

Legend:

Fn	False start	q	Qualified by result	Q	Qualified by place	Rk	Rank
SB	Season Best						

Results Summary

Resumen de resultados / Resumo dos Resultados

WORLD RECORD	12.21 DONKOVA Yordanka	BUL Stara Zagora (BUL)	20 AUG 1988
PAN AMERICAN GAMES RECORD	12.66 FOSTER Brigitte	JAM Santo Domingo (DOM)	8 AUG 2003

Rank	Bib	Name	NOC Code	Heat	Lane	Position	Wind	Time	
1	212	WHYTE Angela	CAN	2	4	1	+0.9	12.68	Q
2	206	FELICIEN Perdita	CAN	3	4	1	+0.2	12.69	Q SB
3	339	TEJEDA Anay	CUB	3	5	2	+0.2	12.80	Q SB
4	463	ENNIS-LONDON Deloreen	JAM	1	4	1	+0.6	12.81	Q
5	461	DIXON Vonette	JAM	2	5	2	+0.9	12.86	Q
6	661	ADAMS Jenny	USA	1	5	2	+0.6	13.15	Q
7	418	FAUSTIN-PARKER Nadine	HAI	2	6	3	+0.9	13.24	q SB
8	683	LEWIS Yvette	USA	3	7	3	+0.2	13.25	q
9	314	ARENCIBIA Yenima	CUB	1	6	3	+0.6	13.32	
10	66	THOMPSON Tivanna	BAH	3	3	4	+0.2	13.33	
11	274	MERLANO Brigitte Maria	COL	1	3	4	+0.6	13.35	
12	159	MORAES Fabiana	BRA	3	6	5	+0.2	13.75	
13	35	DONZINO Soledad	ARG	1	2	5	+0.6	13.76	
14	425	BERNARDEZ Jeimmy	HON	2	2	4	+0.9	14.05	
15	82	BRATHWAITE Janielle	BAR	1	7	6	+0.6	14.26	
16	434	LEWIS Leniece	IVB	2	7	5	+0.9	15.10	
	164	PARRELA Gilvaneide	BRA	2	3			DNS	

Qualification: First 2 in each heat (Q) and the next 2 fastest (q) advance to the Final

Note:
These athletes are sorted on performance

Legend:
DNS Did not Start **q** Qualified by result **Q** Qualified by place **SB** Season Best

Results Progression

Progresión de los Resultados / Progressão dos Resultados

WORLD RECORD	12.21 DONKOVA Yordanka	BUL Stara Zagora (BUL)	20 AUG 1988
PAN AMERICAN GAMES RECORD	12.66 FOSTER Brigitte	JAM Santo Domingo (DOM)	8 AUG 2003

Rk	Bib	Name	NOC Code	Date of Birth	Phase	Lane	Pos	Wind	Time	
1	463	ENNIS-LONDON Deloreen	JAM	5 MAR 1975	Final	3	1	+0.0	12.65	PR
					Semifinal 1/3	4	1	+0.6	12.81	Q
1	206	FELICIEN Perdita	CAN	29 AUG 1980	Final	4	2	+0.0	12.65	=PR
					Semifinal 3/3	4	1	+0.2	12.69	Q SB
3	212	WHYTE Angela	CAN	22 MAY 1980	Final	5	3	+0.0	12.72	
					Semifinal 2/3	4	1	+0.9	12.68	Q
4	461	DIXON Vonette	JAM	26 NOV 1975	Final	2	4	+0.0	12.86	
					Semifinal 2/3	5	2	+0.9	12.86	Q
5	339	TEJEDA Anay	CUB	3 APR 1983	Final	6	5	+0.0	12.95	
					Semifinal 3/3	5	2	+0.2	12.80	Q SB
6	661	ADAMS Jenny	USA	8 JUL 1978	Final	7	6	+0.0	13.15	
					Semifinal 1/3	5	2	+0.6	13.15	Q
7	418	FAUSTIN-PARKER Nadine	HAI	14 APR 1976	Final	8	7	+0.0	13.26	
					Semifinal 2/3	6	3	+0.9	13.24	q SB
8	683	LEWIS Yvette	USA	16 MAR 1985	Final	1	8	+0.0	13.69	
					Semifinal 3/3	7	3	+0.2	13.25	q

Legend:

=PR	Equal Pan American Games Record	PR	Pan American Record	Q	Qualified by place
q	Qualified by result	Rk	Position Rank	SB	Pan American Record Season Best

Results

Resultados / Resultados

WORLD RECORD	52.34	PECHONKINA Yuliya	RUS Tula (RUS)	8 AUG 2003
PAN AMERICAN GAMES RECORD	53.44	PERNIA Daimi	CUB Winnepeg (CAN)	28 JUL 1999

Rk	Bib	Name	NOC Code	Date of Birth	Lane	Reaction	Fn	Result
1	678	JOHNSON Sheena	USA	1 OCT 1982	4	0.217		54.64
2	481	WILSON Nickiesha	JAM	28 JUL 1986	5	0.204		54.94 PB
3	681	LEACH Nicole	USA	18 JUL 1987	6	0.333		54.97
4	478	STODDART Shevon	JAM	21 NOV 1982	3	0.151		55.42 SB
5	77	BLACKETT Andrea	BAR	24 JAN 1976	7	0.317		56.02
6	180	TEODORO Lucimar	BRA	5 JAN 1981	2	0.246		56.58
7	603	BELLILLE Janeil	TRI	18 JUN 1989	8	0.353		57.42
8	334	PERNIA Daimy	CUB	27 DEC 1976	1	0.197		59.71

Legend:

Fn False start **PB** Personal Best **Rk** Rank **SB** Season Best

Results

Resultados / Resultados

WORLD RECORD	52.34	PECHONKINA Yuliya	RUS Tula (RUS)	8 AUG 2003
PAN AMERICAN GAMES RECORD	53.44	PERNIA Daimi	CUB Winnepeg (CAN)	28 JUL 1999

Rk	Bib	Name	NOC Code	Date of Birth	Lane	Reaction	Fn	Result
1	681	LEACH Nicole	USA	18 JUL 1987	4	0.391		55.77 Q
2	481	WILSON Nickiesha	JAM	28 JUL 1986	5	0.385		56.44 Q
3	180	TEODORO Lucimar	BRA	5 JAN 1981	3	0.308		56.99 Q
4	334	PERNIA Daimy	CUB	27 DEC 1976	6	0.291		57.45
5	97	UGARTE Daisy	BOL	22 NOV 1984	7	0.384		1:00.26 PB
6	371	JARAMILLO Lucy	ECU	23 FEB 1983	2			1:00.30

Qualification: First 3 in each heat (Q) and the next 2 fastest (q) advance to the Final

Legend:

Fn False start **PB** Personal Best **Q** Qualified by place **Rk** Rank

Results

Resultados / Resultados

WORLD RECORD	52.34	PECHONKINA Yuliya	RUS Tula (RUS)	8 AUG 2003
PAN AMERICAN GAMES RECORD	53.44	PERNIA Daimi	CUB Winnipeg (CAN)	28 JUL 1999

Rk	Bib	Name	NOC Code	Date of Birth	Lane	Reaction	Fn	Result
1	678	JOHNSON Sheena	USA	1 OCT 1982	4	0.333		55.55 Q
2	478	STODDART Shevon	JAM	21 NOV 1982	3	0.290		56.40 Q
3	77	BLACKETT Andrea	BAR	24 JAN 1976	5	0.305		56.54 Q
4	603	BELLILLE Janeil	TRI	18 JUN 1989	6	0.347		57.71 q
5	163	OLIVEIRA Higlecia	BRA	19 APR 1986	2	0.285		58.53
6	376	SANCHEZ Paola	ECU	6 AUG 1988	7	0.553		1:01.59

Qualification: First 3 in each heat (Q) and the next 2 fastest (q) advance to the Final

Legend:

Fn False start **Q** Qualified by place **q** Qualified by result **Rk** Rank

Results Summary

Resumen de resultados / Resumo dos Resultados

WORLD RECORD	52.34	PECHONKINA Yuliya	RUS Tula (RUS)	8 AUG 2003
PAN AMERICAN GAMES RECORD	53.44	PERNIA Daimi	CUB Winnepeg (CAN)	28 JUL 1999

Rank	Bib	Name	NOC Code	Heat	Lane	Position	Time	
1	678	JOHNSON Sheena	USA	2	4	1	55.55	Q
2	681	LEACH Nicole	USA	1	4	1	55.77	Q
3	478	STODDART Shevon	JAM	2	3	2	56.40	Q
4	481	WILSON Nickiesha	JAM	1	5	2	56.44	Q
5	77	BLACKETT Andrea	BAR	2	5	3	56.54	Q
6	180	TEODORO Lucimar	BRA	1	3	3	56.99	Q
7	334	PERNIA Daimy	CUB	1	6	4	57.45	q
8	603	BELLILLE Janeil	TRI	2	6	4	57.71	q
9	163	OLIVEIRA Higlecia	BRA	2	2	5	58.53	
10	97	UGARTE Daisy	BOL	1	7	5	1:00.26	PB
11	371	JARAMILLO Lucy	ECU	1	2	6	1:00.30	
12	376	SANCHEZ Paola	ECU	2	7	6	1:01.59	

Qualification: First 3 in each heat (Q) and the next 2 fastest (q) advance to the Final

Note:
These athletes are sorted on performance

Legend:
PB Personal Best q Qualified by result Q Qualified by place

Results Progression

Progresión de los Resultados / Progressão dos Resultados

WORLD RECORD	52.34	PECHONKINA Yuliya	RUS Tula (RUS)	8 AUG 2003
PAN AMERICAN GAMES RECORD	53.44	PERNIA Daimi	CUB Winnepeg (CAN)	28 JUL 1999

Rk	Bib	Name	NOC Code	Date of Birth	Phase	Lane	Pos	Time
1	678	JOHNSON Sheena	USA	1 OCT 1982	Final	4	1	54.64
					Semifinal 2/2	4	1	55.55 Q
2	481	WILSON Nickiesha	JAM	28 JUL 1986	Final	5	2	54.94 PB
					Semifinal 1/2	5	2	56.44 Q
3	681	LEACH Nicole	USA	18 JUL 1987	Final	6	3	54.97
					Semifinal 1/2	4	1	55.77 Q
4	478	STODDART Shevon	JAM	21 NOV 1982	Final	3	4	55.42 SB
					Semifinal 2/2	3	2	56.40 Q
5	77	BLACKETT Andrea	BAR	24 JAN 1976	Final	7	5	56.02
					Semifinal 2/2	5	3	56.54 Q
6	180	TEODORO Lucimar	BRA	5 JAN 1981	Final	2	6	56.58
					Semifinal 1/2	3	3	56.99 Q
7	603	BELLILLE Janeil	TRI	18 JUN 1989	Final	8	7	57.42
					Semifinal 2/2	6	4	57.71 q
8	334	PERNIA Daimy	CUB	27 DEC 1976	Final	1	8	59.71
					Semifinal 1/2	6	4	57.45 q

Legend:

PB	Personal Best	Pos	Position	Q	Qualified by place	q	Qualified by result
Rk	Rank	SB	Season Best				



Results

Resultados / Resultados

WORLD RECORD	9:01.59 SAMITOVA Gulnara	RUS Iráklio (GRE)	4 JUL 2004
---------------------	---------------------------------	-------------------	------------

Rk	Bib	Name	NOC Code	Date of Birth	Order	Result	
1	153	HEITLING Sabine	BRA	7 FEB 1987	1	9:51.13	PB
2	502	APUD Talis	MEX	5 JAN 1982	2	9:55.43	PB
3	183	VIEIRA Zenaide	BRA	25 JUN 1985	8	9:55.71	
4	691	OSBURN-SPEER Desiraye	USA	5 AUG 1984	7	9:59.11	
5	662	ANDERSON Kristin	USA	16 JUN 1983	5	10:08.67	
6	270	FIGUEROA Angela Maria	COL	28 JUN 1984	3	10:14.92	
	37	GODOY Rosa	ARG	19 MAR 1982	6	DNS	
	541	HUAMANI Faustina	PER	12 DEC 1979	4	DNS	

Intermediate Times:

1000m	3:12.44	183	VIEIRA Zenaide (BRA)
2000m	6:39.62	691	OSBURN-SPEER Desiraye (USA)

Legend:

DNS	Did not Start	PB	Personal Best	Rk	Rank
------------	---------------	-----------	---------------	-----------	------



Results

Resultados / Resultados

WORLD RECORD	41.37	GERMAN DEMOCRATIC REPUBLIC	GDR	Canberra (AUS)	6 OCT 1985
PAN AMERICAN GAMES RECORD	42.62	JAMAICA	JAM	Winnipeg (CAN)	30 JUL 1999

Rk	Bib	NOC	Lane	Reaction	Fn	Result	
1		JAM - JAMAICA	7	0.309		43.58	
	460	BROOKS Sheri-Ann					
	475	ROWE Tracy-Ann					
	458	BAILEY Aleen					
	462	DOWDIE Peta Gaye					
2		USA - UNITED STATES of AMERICA	4			43.62	
	703	WOODS Shareese					
	682	LEWIS Mechelle					
	701	WEATHERSPOON Alexis					
	663	BARBER Mikele					
3		CUB - CUBA	3	0.174	F1	43.80	
	317	BENAVIDES Virgen					
	321	DIAZ Roxana					
	328	LAZO Misleidys					
	339	TEJEDA Anay					
4		PUR - PUERTO RICO	2	0.178		43.81	NR
	557	CRUZ Beatriz					
	561	MORALES Celiangeli					
	559	GUTIERREZ Jennifer					
	563	RODRIGUEZ Carol					
5		SKN - SAINT KITTS & NEVIS	6	0.269		44.14	
	577	LIBURD Tanika					
	578	WALWYN Desarie					
	580	WILLIAMS Tameka					
	575	HODGE Virgil					
6		BRA - BRAZIL	5	0.215		44.14	
	154	IGNACIO Thatiana					
	160	MOURA Lucimar					
	168	PRESTI Thaissa					
	171	SANTOS Luciana					
7		TRI - TRINIDAD & TOBAGO	8	0.318		44.33	
	609	HUTCHINSON Ayanna					
	612	SPRINGER-JONES Sasha					
	605	CAMERON Nandelle					
	601	ASHBY Fana					
		COL - COLOMBIA	1			DNS	

Legend:

DNS Did not Start **Fn** False start **NR** National Record **Rk** Rank

Results

Resultados / Resultados

WORLD RECORD	41.37	GERMAN DEMOCRATIC REPUBLIC	GDR	Canberra (AUS)	6 OCT 1985
PAN AMERICAN GAMES RECORD	42.62	JAMAICA	JAM	Winnipeg (CAN)	30 JUL 1999

Rk	Bib	NOC	Lane	Reaction	Fn	Result
1		USA - UNITED STATES of AMERICA	4	0.242		43.07 Q
	703	WOODS Shareese				
	682	LEWIS Mechelle				
	701	WEATHERSPOON Alexis				
	663	BARBER Mikele				
2		CUB - CUBA	3	0.147		43.46 Q
	317	BENAVIDES Virgen				
	314	ARENCIBIA Yenima				
	328	LAZO Misleidys				
	339	TEJEDA Anay				
3		PUR - PUERTO RICO	2	0.174		44.05 Q PB
	557	CRUZ Beatriz				
	561	MORALES Celiangeli				
	559	GUTIERREZ Jennifer				
	563	RODRIGUEZ Carol				
4		TRI - TRINIDAD & TOBAGO	6	0.272		44.16
	609	HUTCHINSON Ayanna				
	612	SPRINGER-JONES Sasha				
	605	CAMERON Nandelle				
	601	ASHBY Fana				
5		BAH - BAHAMAS	5	0.315		45.13
	63	FERGUSON Shaniqua				
	66	THOMPSON Tivanna				
	60	CLARKE Tamica Clarke				
	59	BROWN Shandria Brown				
6		ECU - ECUADOR	7	0.274		46.55
	372	MINA Lorena				
	373	PEREA Yessica				
	376	SANCHEZ Paola				
	369	CHAVEZ Erika				

Qualification: First 3 in each heat (Q) and the next 2 fastest (q) advance to the Final

Legend:

Fn False start **PB** Personal Best **Q** Qualified by place **Rk** Rank

Results

Resultados / Resultados

WORLD RECORD	41.37	GERMAN DEMOCRATIC REPUBLIC	GDR	Canberra (AUS)	6 OCT 1985
PAN AMERICAN GAMES RECORD	42.62	JAMAICA	JAM	Winnipeg (CAN)	30 JUL 1999

Rk	Bib	NOC	Lane	Reaction	Fn	Result
1		BRA - BRAZIL	5	0.278		43.98 Q
	154	IGNACIO Thatiana				
	160	MOURA Lucimar				
	168	PRESTI Thaissa				
	171	SANTOS Luciana				
2		SKN - SAINT KITTS & NEVIS	6	0.280		44.11 Q PB
	577	LIBURD Tanika				
	578	WALWYN Desarie				
	580	WILLIAMS Tameka				
	575	HODGE Virgil				
3		JAM - JAMAICA	4	0.263		44.12 Q
	475	ROWE Tracy-Ann				
	470	PALMER Nadine				
	462	DOWDIE Peta Gaye				
	464	GOULBOURNE Elva				
4		COL - COLOMBIA	3	0.229		44.53 q
	274	MERLANO Briggite Maria				
	277	PALACIOS Felipa Alicia				
	267	BROCK Mirtha				
	276	OBREGON Darlenys				
5		CHI - CHILE	2	0.234		45.50
	240	DIAZ VERGARA Maria Carolina				
	244	MACKENNA Maria Fernanda				
	248	RI de RELLI Daniela				
	247	PAVEZ Daniela				

Qualification: First 3 in each heat (Q) and the next 2 fastest (q) advance to the Final

Legend:

Fn	False start	PB	Personal Best	Q	Qualified by place	q	Qualified by result
Rk	Rank						

Results Summary

Resumen de resultados / Resumo dos Resultados

WORLD RECORD	41.37	GERMAN DEMOCRATIC REPUBLIC	GDR	Canberra (AUS)	6 OCT 1985
PAN AMERICAN GAMES RECORD	42.62	JAMAICA	JAM	Winnipeg (CAN)	30 JUL 1999

Rank	NOC Code	NOC	Heat	Lane	Position	Time	
1	USA	United States of America	1	4	1	43.07	Q
2	CUB	Cuba	1	3	2	43.46	Q
3	BRA	Brazil	2	5	1	43.98	Q
4	PUR	Puerto Rico	1	2	3	44.05	Q PB
5	SKN	Saint Kitts & Nevis	2	6	2	44.11	Q PB
6	JAM	Jamaica	2	4	3	44.12	Q
7	TRI	Trinidad & Tobago	1	6	4	44.16	q
8	COL	Colombia	2	3	4	44.53	q
9	BAH	Bahamas	1	5	5	45.13	
10	CHI	Chile	2	2	5	45.50	
11	ECU	Ecuador	1	7	6	46.55	

Qualification: First 3 in each heat (Q) and the next 2 fastest (q) advance to the Final

Note:
These teams are sorted on performance

Legend:
PB Personal Best **q** Qualified by result **Q** Qualified by place

Results Progression

Progresión de los Resultados / Progressão dos Resultados

WORLD RECORD	41.37	GERMAN DEMOCRATIC REPUBLIC	GDR	Canberra (AUS)	6 OCT 1985
PAN AMERICAN GAMES RECORD	42.62	JAMAICA	JAM	Winnipeg (CAN)	30 JUL 1999

Rk	Name	NOC Code	Phase	Lane	Pos	Time
1	JAMAICA	JAM	Final	7	1	43.58
			Semifinal 2/2	4	3	44.12 Q
2	UNITED STATES of	USA	Final	4	2	43.62
			Semifinal 1/2	4	1	43.07 Q
3	CUBA	CUB	Final	3	3	43.80
			Semifinal 1/2	3	2	43.46 Q
4	PUERTO RICO	PUR	Final	2	4	43.81 NR
			Semifinal 1/2	2	3	44.05 Q NR
5	BRAZIL	BRA	Final	5	6	44.14
			Semifinal 2/2	5	1	43.98 Q
5	SAINT KITTS & NEVIS	SKN	Final	6	5	44.14
			Semifinal 2/2	6	2	44.11 Q NR
7	TRINIDAD & TOBAGO	TRI	Final	8	7	44.33
			Semifinal 1/2	6	4	44.16 q
	COLOMBIA	COL	Final	1		DNS
			Semifinal 2/2	3	4	44.53 q

Legend:

DNS	Did not Start	NR	National Record	Pos	Position	q	Qualified by result
Q	Qualified by place	Rk	Rank				

Results

Resultados / Resultados

WORLD RECORD	3:15.17	UNION of SOVIET SOCIALIST	URS Seoul (KOR)	1 OCT 1988
PAN AMERICAN GAMES RECORD	3:23.35	UNITED STATES of AMERICA	USA Indianapolis (USA)	16 AUG 1987

Rk	Bib	NOC	Lane	Reaction	Fn	Result
1		CUB - CUBA	6	0.334		3:27.51
	329	MARTINEZ Aymee				
	334	PERNIA Daimy				
	319	CALATAYUD Zulia				
	340	TERRERO Indira				
2		MEX - MEXICO	7	0.190		3:27.75 NR
	513	RUGERIO Maria Teresa				
	507	MEDINA Gabriela E.				
	512	RODRIGUEZ Zudykey				
	506	GUEVARA Ana Gabriela				
3		USA - UNITED STATES of AMERICA	4	0.299		3:27.84
	667	DUNN Debbie				
	692	PERKINS Angel				
	702	WILSON Latonia				
	681	LEACH Nicole				
4		JAM - JAMAICA	5	0.307		3:28.74
	477	SMITH Ronetta				
	468	LLOYD Shereefa				
	467	le-ROY Anastasia				
	471	PRENDERGAST Davita				
5		BRA - BRAZIL	2			3:28.89
	146	ALMIRÃO Maria Laura				
	166	PINHEIRO Emmily				
	180	TEODORO Lucimar				
	181	TITO Josiane				
6		CAN - CANADA	3	0.199		3:32.37
	210	POWER Adrienne				
	202	AKINSULIE Esther				
	204	MUIR Carline				
	203	CUMMINS Diane				
7		TRI - TRINIDAD & TOBAGO	1			3:39.67
	603	BELLILLE Janeil				
	607	DIXON Natalie				
	606	de LEON Melissa				
	610	MODESTE Romona				
8		ECU - ECUADOR	8		F1	3:43.88
	373	PEREA Yessica				
	371	JARAMILLO Lucy				
	376	SANCHEZ Paola				
	369	CHAVEZ Erika				

Legend:

Fn False start **NR** National Record **Rk** Rank

Results

Resultados / Resultados

WORLD RECORD	2.09 KOSTADINOVA Stefka	BUL Rome (ITA)	30 AUG 1987
PAN AMERICAN GAMES RECORD	1.96 SOMMER Colin	USA Indianapolis (USA)	13 AUG 1987

Rk	Bib	Name	NOC Code	Date of Birth	1.50	1.55	1.60	1.65	1.70	1.75	1.78	Result
					1.81	1.84	1.87	1.89	1.91	1.93	1.95	
					1.97							
1	508	RIFKA Maria Romary	MEX	23 DEC 1970	-	-	-	-	-	O	O	1.95
					O	XO	O	XXO	O	O	O	
					XXX							
2	207	FORRESTER Nicole	CAN	17 NOV 1976	-	-	-	-	-	-	-	1.95
					O	XO	O	O	O	XO	XO	
					XXX							
3	486	SPENCER Levern	LCA	23 JUN 1984	-	-	-	-	-	-	-	1.87
					O	O	O	XXX				
4	272	IBARGUEN Caterine	COL	12 FEB 1984	-	-	-	-	-	XO	O	1.87
					XXO	O	O	XXX				SB
5	175	SILVA Eliana	BRA	14 FEB 1978	-	-	-	-	O	O	O	1.84
					O	O	XXX					
6	360	ARRENDEL Juana	DOM	26 SEP 1978	-	-	-	-	-	O	O	1.81
					O	XXX						
6	665	DAY Sharon	USA	9 JUN 1985	-	-	-	-	-	O	-	1.81
					O	XXX						
8	39	WITTEVEEN Solange	ARG	6 FEB 1976	-	-	-	-	O	O	O	1.81
					XO	XXX						
9	474	ROACH Peaches	JAM	21 DEC 1984	-	-	-	-	O	O	O	1.78
					XXX							
10	503	AYALA Fabiola Elizabeth	MEX	31 DEC 1986	-	-	-	-	-	O	XO	1.78
					XXX							
11	688	McPHERSON Inika	USA	29 SEP 1986	-	-	-	-	-	-	XXO	1.78
					XX-	X						
12	152	FREITAS Monica	BRA	21 MAY 1984	-	-	-	-	O	O	XXX	1.75
13	417	LOUISSAINT Linda	HAI	10 APR 1982	-	-	-	-	O	XXX		1.70
14	480	WILLIAMSON Michelle	JAM	15 JAN 1984	-	-	-	XO	XXO	XXX		1.70
15	92	VAUGHN Kay-de	BIZ	5 AUG 1986	-	O	O	XXO	XXX			1.65

Legend:							
-	Pass	O	Clearance	Rk	Rank	SB	Season Best
x	Failure						

Results

Resultados / Resultados

WORLD RECORD	7.52 CHISTYAKOVA Galina	URS Leningrad (URS)	11 JUN 1988
PAN AMERICAN GAMES RECORD	7.45 JOYNER-KERSEE Jackie	USA Indianapolis (USA)	13 AUG 1987

Rk	Bib	Name	NOC Code	Date of Birth	1	2	3	4	5	6	Result	Wind
1	158	MAGGI Maurren	BRA	25 JUN 1976	6.69 -0.4	6.84 +0.0	X	X	6.76 -0.3	6.76 +0.3	6.84	+0.0
2	149	COSTA Keila	BRA	2 JUN 1983	X	6.52 +0.1	6.73 -0.2	X	6.57 -0.5	X	6.73	-0.2
3	337	SAVIGNE Yargeris	CUB	13 NOV 1984	6.66 +0.0	6.44 +0.2	6.45 -0.2	X	X	6.58 +0.5	6.66 SB	+0.0
4	464	GOULBOURNE Elva	JAM	20 JAN 1980	5.91 +0.3	6.45 -0.3	6.40 -0.1	6.48 -0.5	X	X	6.48	-0.5
5	615	WATKINS Rhonda	TRI	9 DEC 1987	6.42 +0.3	6.27 -0.2	X	6.20 -0.1	X	6.31 -0.8	6.42	+0.3
6	61	EDWARDS Jackie	BAH	14 APR 1971	6.32 +0.0	6.31 +0.0	X	6.21 -0.3	X	6.37 -0.4	6.37	-0.4
7	686	MARSHALL Shameka	USA	9 SEP 1983	6.25 +0.0	X	X	5.32 -0.4	X	X	6.25	+0.0
8	85	KING Arantxa	BER	27 NOV 1989	X	6.18 -0.2	5.96 -0.4	6.16 -0.6	6.03 +0.1	X	6.18 SB	-0.2
9	580	WILLIAMS Tameka	SKN	31 AUG 1989	5.54 -0.3	6.10 +0.5	5.80 -0.1				6.10	+0.5
10	666	DELOACH Cynthia	USA	12 OCT 1985	6.02 +0.2	5.99 +0.0	6.04 -0.1				6.04	-0.1
11	577	LIBURD Tanika	SKN	20 MAY 1982	5.61 -0.1	5.61 +0.0	5.52 -0.2				5.61	-0.1
12	90	FLORES Tricia	BIZ	29 DEC 1979	5.60 -0.5	DNF					5.60	-0.5
13	408	VAUGHN Michelle	GUY	23 JAN 1983	5.34 -0.3	DNF					5.34	-0.3
	322	FERNANDEZ Yudelkis	CUB	28 FEB 1985	X	X	X				NM	

Starting order	1	2	3	4	5	6	7	8	9	10	11	12	13	14
Initial	61	686	337	85	322	577	149	90	408	580	666	464	615	158
4th and 5th attempts	85	686	61	615	464	337	149	158						
6th attempt	85	686	61	615	464	337	149	158						

Legend:

DNF	Did not Finish	NM	No Mark	Rk	Rank	SB	Season Best
x	Failure						

Results

Resultados / Resultados

WORLD RECORD	15.50 KRAVETS Inessa	UKR Göteborg (SWE)	10 AUG 1995
PAN AMERICAN GAMES RECORD	14.77 ALDAMA Yamile	CUB Winnipeg (CAN)	28 JUL 1999

Rk	Bib	Name	NOC Code	Date of Birth	1	2	3	4	5	6	Result	Wind
1	337	SAVIGNE Yargeris	CUB	13 NOV 1984	14.33 +0.0	14.46 -0.1	14.54 -0.7	14.78 -0.3	14.80 +0.5	X	14.80 PR	+0.5
2	149	COSTA Keila	BRA	2 JUN 1983	X	14.36 -0.1	13.89 -0.2	14.25 -0.3	14.38 -0.3	14.30 +0.7	14.38	-0.3
3	325	GAY Mabel	CUB	5 MAY 1983	13.73 +0.3	13.86 -0.3	X	X	14.26 +0.0	X	14.26	+0.0
4	158	MAGGI Maurren	BRA	25 JUN 1976	14.07 +0.9	13.75 -0.6	13.95 -0.7	13.98 -0.4	12.55 -0.1	14.07 +1.1	14.07	+0.9
5	685	MARKS Shani	USA	24 AUG 1980	X	13.71 +0.1	11.85 +0.0	13.92 +0.0	13.34 +0.1	13.67 +1.1	13.92	+0.0
6	683	LEWIS Yvette	USA	16 MAR 1985	X	13.49 -0.4	X	X	13.40 +0.2	X	13.49	-0.4
7	600	ALEXANDER Ayanna	TRI	20 JUL 1982	13.21 +0.5	X	X	12.60 -0.7	13.00 +0.1	12.27 +0.3	13.21 PB	+0.5
8	408	VAUGHN Michelle	GUY	23 JAN 1983	X	13.18 -0.1	X	12.88 -0.7	12.68 +0.1	12.76 +0.3	13.18	-0.1
9	372	MINA Lorena	ECU	12 JUN 1987	11.84 +0.0	X	12.22 -0.8				12.22	-0.8
10	579	WHYTE Sheriffa	SKN	2 NOV 1989	11.53 -0.4	11.58 +0.0	X				11.58	+0.0

Starting order	1	2	3	4	5	6	7	8	9	10
Initial	683	372	579	408	685	600	158	325	149	337
4th and 5th attempts	408	600	683	685	325	158	149	337		
6th attempt	408	600	683	685	158	325	149	337		

Legend:

PB Personal Best **PR** Pan American Record **Rk** Rank **x** Failure

Results

Resultados / Resultados

WORLD RECORD	5.01 ISINBAEVA Yelena	RUS Helsinki (FIN)	12 AUG 2005
PAN AMERICAN GAMES RECORD	4.40 MUELLER Melissa	USA Santo Domingo (DOM)	9 AUG 2003

Rk	Bib	Name	NOC Code	Date of Birth	3.45	3.60	3.75	3.90	4.00	4.10	4.20	Result
					4.30	4.35	4.40	4.45	4.50	4.55	4.60	
					4.68							
1	161	MURER Fabiana	BRA	16 MAR 1981	-	-	-	-	-	-	-	4.60 PR
					O	-	O	-	XO	-	XXO	
					XXX							
2	698	STEINER April	USA	22 APR 1980	-	-	-	-	-	-	-	4.40
					XXO	-	XXO	-	XX-	X		
3	338	SILVA Yarisley	CUB	1 JUN 1987	-	-	-	-	-	XO	XO	4.30 PB
					O	XXX						
4	36	GARCIA Alejandra	ARG	16 MAR 1973	-	-	-	-	O	O	O	4.20
					XXX							
5	148	COSTA Joana	BRA	15 MAY 1981	-	-	-	O	O	XXO	XO	4.20
					XXX							
6	249	TORRES Carolina	CHI	16 MAR 1979	-	-	-	XO	O	XXX		4.00 SB
7	619	GYURCSEK OLIVE.	URU	7 DEC 1978	-	-	XXO	XXX				3.75
8	540	FERRAND MALATE.	PER	23 SEP 1981	O	XXX						3.45
	205	ELLIS Dana	CAN	7 DEC 1979	-	-	-	-	-	-	XXX	NM
	719	MONTEROLA Keisa	VEN	26 FEB 1988	-	-	-	-	XXX			NM

Legend:

-	Pass	NM	No Mark	O	Clearance	PB	Personal Best
PR	Pan American Record	Rk	Rank	SB	Season Best	x	Failure

Results

Resultados / Resultados

WORLD RECORD	22.63 LISOVSKAYA Natalya	URS Moscow (URS)	7 JUN 1987
PAN AMERICAN GAMES RECORD	19.34 SARRIA Maria	CUB Caracas (VEN)	28 AUG 1983

Rk	Bib	Name	NOC Code	Date of Birth	1	2	3	4	5	6	Result
1	327	GONZALEZ Misleydis	CUB	19 JUN 1978	17.10	18.28	17.99	18.51	18.83	18.49	18.83
2	320	CUMBA Yumileidi	CUB	11 FEB 1975	17.87	18.04	X	17.92	17.96	18.28	18.28
3	604	BOREL-BROWN Cleopatra	TRI	10 MAR 1979	17.11	17.76	17.47	17.81	18.22	18.09	18.22
4	664	CAMARENA Jillian	USA	2 MAR 1982	17.37	17.92	X	X	17.67	18.11	18.11
5	672	HEASTON Kristin	USA	23 NOV 1975	X	16.98	17.88	17.15	17.85	17.51	17.88
6	145	ADRIANO Elisangela	BRA	27 JUL 1972	X	17.47	X	17.41	17.73	17.33	17.73 SB
7	241	DUCO SOLER Natalia	CHI	31 JAN 1989	15.56	16.92	16.54	16.55	16.76	16.63	16.92 PB
8	147	BRITTO Andrea	BRA	12 AUG 1973	15.81	15.99	16.52	X	15.68	15.73	16.52
9	469	NORTHOVER Zara	JAM	6 MAR 1984	15.12	14.66	15.90				15.90
10	457	ALEXANDER Nadia	JAM	27 DEC 1985	15.82	X	X				15.82
11	599	ALEXANDER Annie	TRI	28 JUL 1987	15.14	13.24	15.64				15.64
12	79	NICHOLLS Shernelle	BAR	28 FEB 1984	14.67	14.89	15.62				15.62
13	81	WALKES Keisha	BAR	11 APR 1986	15.14	14.97	15.16				15.16
14	32	COMBA Rocio	ARG	14 JUL 1987	14.83	14.80	X				14.83
15	357	BERNARDO Margarita	DOM	26 FEB 1972	14.47	X	14.32				14.47
16	57	ALBURY Amyra	BAH	25 JUL 1985	X	13.80	14.14				14.14

Starting order	1	2	3	4	5	6	7	8	9	10	11	12	13	14
Initial	81	57	357	145	469	147	241	32	457	79	599	672	604	327
4th and 5th attempts	147	241	145	604	672	664	320	327						
6th attempt	147	241	145	672	664	320	604	327						

Starting order	15	16												
Initial	664	320												
4th and 5th attempts														
6th attempt														

Legend:

PB Personal Best **Rk** Rank **SB** Season Best **x** Failure

Results

Resultados / Resultados

WORLD RECORD	76.80 REINSCH Gabriele	GDR Neubrandenburg (CZE)	9 JUL 1988
PAN AMERICAN GAMES RECORD	65.58 MARTEN Maritza	CUB Indianapolis (USA)	10 AUG 1987

Rk	Bib	Name	NOC Code	Date of Birth	1	2	3	4	5	6	Result
1	315	BARRIOS Yarelis	CUB	12 JUL 1983	X 61.50		X 61.72		X 60.33		61.72
2	323	FERRALES Yania	CUB	28 JUL 1977	X 57.33	58.18	61.71	58.80	57.41		61.71
3	145	ADRIANO Elisangela	BRA	27 JUL 1972	56.73	58.55	59.07	59.08	60.27	X	60.27 SB
4	695	POWELL-ROOS Suzanne	USA	3 SEP 1976	51.81	58.73	X 57.53	59.08	58.81		59.08
5	693	PIERSON Summer	USA	3 SEP 1978	53.16	X	X 54.29	56.03	55.90		56.03
6	415	OCTAVIEN Dayana	HAI	10 JUN 1982	X 53.66		X	X	X	X	53.66
7	599	ALEXANDER Annie	TRI	28 JUL 1987	51.52	48.10	47.57	X 43.75	48.42		51.52
8	151	FIGUEIREDO Renata	BRA	10 SEP 1981	50.23	49.32	47.91	49.15	X 48.31		50.23
9	32	COMBA Rocio	ARG	14 JUL 1987	48.78	X 47.35					48.78
10	81	WALKES Keisha	BAR	11 APR 1986	48.51	X 48.41					48.51
11	79	NICHOLLS Shernelle	BAR	28 FEB 1984	43.89	45.38	46.28				46.28
12	242	GALLARDO Karen	CHI	3 MAR 1984	43.34	42.19	46.11				46.11
13	239	ARANEDA Ximena	CHI	15 SEP 1981	41.11	45.64	X				45.64
	409	JADOTTE Joeane	HAI	23 JUL 1986	X	X	X				NM

Starting order	1	2	3	4	5	6	7	8	9	10	11	12	13	14
Initial	239	315	81	409	79	151	242	32	599	693	415	145	323	695
4th and 5th attempts	151	599	693	415	323	695	145	315						
6th attempt	151	599	415	693	695	145	323	315						

Legend:

NM No Mark **Rk** Rank **SB** Season Best **x** Failure

Results

Resultados / Resultados

WORLD RECORD	71.70 MENÉNDEZ Osleidys	CUB Helsinki (FIN)	14 AUG 2005
PAN AMERICAN GAMES RECORD	65.85 MENENDEZ Osleidys	CUB Winnipeg (CAN)	25 JUL 1999

Rk	Bib	Name	NOC Code	Date of Birth	1	2	3	4	5	6	Result
1	330	MENENDEZ Osleidys	CUB	14 NOV 1979	X	62.34	59.04	X	61.12	60.60	62.34 SB
2	318	BISSET Sonia	CUB	1 APR 1971	58.33	60.68	59.05	X	59.51	60.34	60.68
3	62	EVE Laverne	BAH	16 JUN 1965	57.21	57.90	56.78	58.10	56.66	58.10	58.10
4	694	POUNDS Dana	USA	5 JUN 1984	53.28	58.00	X	57.28	55.73	57.39	58.00
5	169	RESENDE Alessandra	BRA	3 MAY 1975	55.33	55.35	57.95	56.20	X	57.21	57.95
6	485	EVANS Erma-Gene	LCA	25 JAN 1984	43.31	49.45	54.23	52.52	X	44.76	54.23
7	520	RUGAMA Dalila Olivia	NCA	9 APR 1984	51.78	52.36	50.11	X	50.63	X	52.36
8	532	FRANCO Leryn	PAR	1 MAR 1982	48.43	52.24	X	49.26	X	52.20	52.24
9	266	ARAMENDIZ Zuleima	COL	23 SEP 1975	46.63	47.61	47.95				47.95
10	156	LIMA Jucilene	BRA	14 SEP 1990	45.76	X	46.59				46.59

Starting order	1	2	3	4	5	6	7	8	9	10
Initial	520	532	485	169	694	156	266	330	62	318
4th and 5th attempts	532	520	485	62	169	694	318	330		
6th attempt	532	520	485	169	694	62	318	330		

Legend:

Rk Rank SB Season Best x Failure

Results

Resultados / Resultados

WORLD RECORD	78.61 LYSENKO Tatyana	RUS Sochi (RUS)	26 MAY 2007
PAN AMERICAN GAMES RECORD	74.25 MORENO Yipsi	CUB Santo Domingo (DOM)	5 AUG 2003

Rk	Bib	Name	NOC Code	Date of Birth	1	2	3	4	5	6	Result
1	331	MORENO Yipsi	CUB	19 NOV 1980	X	73.44	71.37	X	X	75.20	75.20 PR
2	341	THONDIKE Arasay	CUB	28 MAY 1986	66.07	67.88	X	X	67.89	68.70	68.70
3	34	DAHLGREN Jennifer	ARG	21 APR 1984	X	68.32	X	X	X	68.37	68.37
4	704	YUSH Kristal	USA	8 JAN 1982	65.90	62.48	65.34	65.80	66.47	66.03	66.47
5	696	RILEY Brittany	USA	26 AUG 1986	60.78	62.64	X	65.49	X	X	65.49
6	211	SMITH Crystal	CAN	1 JAN 1980	61.48	62.22	64.78	64.64	X	61.29	64.78
7	208	FRIZELL Sultana	CAN	24 OCT 1984	62.67	63.25	61.53	X	62.59	62.38	63.25
8	275	MORENO VALENCIA	COL	15 APR 1985	X	60.15	62.77	62.11	X	58.91	62.77
9	611	SCOTT Candice	TRI	17 SEP 1980	58.25	62.21	61.64				62.21
10	178	SOARES Josiane	BRA	21 JUN 1976	62.13	60.00	61.73				62.13 SB
11	556	ALMESTICA RIVE.	PUR	12 FEB 1981	58.04	61.44	59.42				61.44
12	155	JESUS Katuscia	BRA	5 AUG 1977	56.78	59.23	58.95				59.23
13	246	PALMA LAFOURCA.	CHI	7 AUG 1982	55.63	53.84	53.69				55.63
14	57	ALBURY Amyra	BAH	25 JUL 1985	55.33	X	54.53				55.33
15	465	GRANT Nicky	JAM	25 MAY 1981	53.91	X	X				53.91
16	620	ZORYEZ Stefania	URU	14 NOV 1983	X	X	51.08				51.08

Starting order	1	2	3	4	5	6	7	8	9	10	11	12	13	14
Initial	341	246	208	34	465	178	211	696	556	611	331	620	275	57
4th and 5th attempts	696	275	208	211	704	341	34	331						
6th attempt	275	208	211	696	704	341	34	331						

Starting order	15	16												
Initial	155	704												
4th and 5th attempts														
6th attempt														

Legend:

PR Pan American Record Rk Rank SB Season Best x Failure

Results

Resultados / Resultados

WORLD BEST	1:25:41 IVANOVA Olimpiada	RUS Helsinki (FIN)	7 AUG 2005
PAN AMERICAN GAMES BEST	1:34:19 MENDOZA Graciela	MEX Winnipeg (CAN)	26 JUL 1999

Rk	Bib	Name	NOC Code		Date of Birth		Result	Time Behind	RC	
	<i>2km</i>	<i>4km</i>	<i>6km</i>	<i>8km</i>	<i>10km</i>	<i>12km</i>	<i>14km</i>	<i>16km</i>	<i>18km</i>	
1	383	LOPEZ Cristina	ESA		19 SEP 1982		1:38:59		~~	
	9:47 (1)	19:27 (1)	29:11 (1)	39:01 (1)	48:50 (1)	58:33 (1)	1:08:40 (1)	1:18:52 (1)	1:29:14 (1)	9:45
		9:40	9:44	9:50	9:49	9:43	10:07	10:12	10:22	
2	375	RAMON Mirian Elitsave	ECU		10 FEB 1973		1:40:03		1:04	
	9:47 (1)	19:28 (4)	29:12 (2)	39:01 (1)	48:50 (1)	58:34 (2)	1:08:43 (3)	1:18:52 (1)	1:29:24 (4)	10:39
		9:41	9:44	9:49	9:49	9:44	10:09	10:09	10:32	
3	514	SANCHEZ COYOTE Maria Esther	MEX		9 JAN 1983		1:41:47		2:48	
	9:48 (7)	19:28 (4)	29:12 (2)	39:02 (4)	48:50 (1)	58:44 (5)	1:09:18 (5)	1:19:58 (5)	1:30:46 (5)	11:01
		9:40	9:44	9:50	9:48	9:54	10:34	10:40	10:48	
4	179	SPINDLER Tania	BRA		4 OCT 1977		1:42:15		3:16	
	9:51 (11)	19:54 (10)	29:54 (10)	39:59 (8)	50:10 (8)	1:00:36 (8)	1:11:07 (8)	1:21:26 (7)	1:31:51 (7)	10:24
		10:03	10:00	10:05	10:11	10:26	10:31	10:19	10:25	
5	515	SANCHEZ GUERRERO Maria del Rosario	MEX		26 OCT 1973		1:42:47		3:48	
	9:47 (1)	19:28 (4)	29:12 (2)	39:04 (7)	49:14 (7)	59:25 (7)	1:09:49 (6)	1:20:42 (6)	1:31:43 (6)	11:04
		9:41	9:44	9:52	10:10	10:11	10:24	10:53	11:01	
6	281	ZAPATA PORTELA Sandra Patricia	COL		3 FEB 1977		1:43:44		4:45	
	9:47 (1)	19:27 (1)	29:12 (2)	39:02 (4)	48:53 (6)	59:23 (6)	1:10:16 (7)	1:21:36 (8)	1:32:38 (8)	11:06
		9:40	9:45	9:50	9:51	10:30	10:53	11:20	11:02	
7	370	GUAMAN Yadira	ECU		8 JUN 1986		1:46:06		7:07	
	9:50 (10)	20:10 (12)	30:40 (12)	40:53 (9)	51:27 (9)	1:02:07 (9)	1:13:05 (9)	1:24:10 (9)	1:35:16 (9)	10:50
		10:20	10:30	10:13	10:34	10:40	10:58	11:05	11:06	
	157	LOPES Cisiane	BRA		17 FEB 1983		DNF			
	521	UBEDA BLANDON Glenda Lucila	NCA		17 SEP 1981		DNF			
	382	COLINDRES Veronica	ESA		9 JUL 1986		DQ		>>> R 230.6a	
	9:47 (1)	19:28 (4)	29:33 (8)	40:56 (10)	52:54 (10)	1:04:54 (10)	1:16:49 (10)	1:29:17 (10)		
		9:41	10:05	11:23	11:58	12:00	11:55	12:28		
	96	IRUSTA Geovana	BOL		26 SEP 1975		DQ		~~~ R 230.6a	
	9:48 (7)	19:28 (4)	29:12 (2)	39:02 (4)	48:51 (5)	58:34 (2)	1:08:41 (2)	1:18:53 (3)	1:29:14 (1)	
		9:40	9:44	9:50	9:49	9:43	10:07	10:12	10:21	
	689	MOORE Jolene	USA		15 MAR 1966		DQ		~~> R 230.6a	
	9:54 (12)	20:05 (11)	30:28 (11)	44:45 (12)						
		10:11	10:23	14:17						
	403	NUÑEZ Evelin	GUA		9 APR 1971		DQ		~~~ R 230.6a	
	9:47 (1)	19:27 (1)	29:12 (2)	39:01 (1)	48:50 (1)	58:42 (4)	1:08:43 (3)	1:18:55 (4)	1:29:14 (1)	
		9:40	9:45	9:49	9:49	9:52	10:01	10:12	10:19	
	336	RODRIGUEZ Leyci	CUB		6 MAY 1986		DQ		>>> R 230.6a	
	9:49 (9)	19:28 (4)	29:41 (9)	41:05 (11)						
		9:39	10:13	11:24						
	700	VAILL Teresa	USA		20 NOV 1962		DQ		>~ R 230.6a	



Flamengo Park
Parque del Flamengo
Parque do Flamengo

22 JUL 2007
13:00

Athletics
Atletismo / Atletismo

Women's 20km Walk
20km Marcha Mujeres / Marcha 20km Feminino

Final
Final / Final

Results

Resultados / Resultados

WORLD BEST	1:25:41	IVANOVA Olimpiada	RUS Helsinki (FIN)	7 AUG 2005
PAN AMERICAN GAMES BEST	1:34:19	MENDOZA Graciela	MEX Winnipeg (CAN)	26 JUL 1999

Rk	Bib	Name	NOC Code	Date of Birth	Result	Time Behind	RC

2km	4km	6km	8km	10km	12km	14km	16km	18km
-----	-----	-----	-----	------	------	------	------	------

Note:
IAAF Rule 230.6a - Three red cards

Legend:

~	Lost contact	>	Bent knee	DNF	Did not Finish	DQ	Disqualified
R	IAAF rule	RC	Red Card	Rk	Rank		



Results

Resultados / Resultados

WORLD BEST	1:25:41 IVANOVA Olimpiada	RUS Helsinki (FIN)	7 AUG 2005
PAN AMERICAN GAMES BEST	1:34:19 MENDOZA Graciela	MEX Winnipeg (CAN)	26 JUL 1999

Rk	Bib Name	NOC Code	Date of Birth	Result	Time Behind	Red Cards
1	383 LOPEZ Cristina	ESA	19 SEP 1982	1:38:59		~~
2	375 RAMON Mirian Elitsave	ECU	10 FEB 1973	1:40:03	1:04	
3	514 SANCHEZ COYOTE Maria Esther	MEX	9 JAN 1983	1:41:47	2:48	
4	179 SPINDLER Tania	BRA	4 OCT 1977	1:42:15	3:16	
5	515 SANCHEZ GUERRE.	MEX	26 OCT 1973	1:42:47	3:48	
6	281 ZAPATA PORTELA Sandra Patricia	COL	3 FEB 1977	1:43:44	4:45	
7	370 GUAMAN Yadira	ECU	8 JUN 1986	1:46:06	7:07	
	157 LOPES Cisiane	BRA	17 FEB 1983	DNF		
	521 UBEDA BLANDON Glenda Lucila	NCA	17 SEP 1981	DNF		
	382 COLINDRES Veronica	ESA	9 JUL 1986	DQ		>>> R 230.6a
	96 IRUSTA Geovana	BOL	26 SEP 1975	DQ		~~~ R 230.6a
	689 MOORE Jolene	USA	15 MAR 1966	DQ		~~> R 230.6a
	403 NUÑEZ Evelin	GUA	9 APR 1971	DQ		~~~ R 230.6a
	336 RODRIGUEZ Leyci	CUB	6 MAY 1986	DQ		>>> R 230.6a
	700 VAILL Teresa	USA	20 NOV 1962	DQ		>~~ R 230.6a

Intermediate Times:	2km	9:47	382 COLINDRES Veronica (ESA)
	4km	19:27	383 LOPEZ Cristina (ESA)
	6km	29:11	383 LOPEZ Cristina (ESA)
	8km	39:01	383 LOPEZ Cristina (ESA)
	10km	48:50	383 LOPEZ Cristina (ESA)
	12km	58:33	383 LOPEZ Cristina (ESA)
	14km	1:08:40	383 LOPEZ Cristina (ESA)
	16km	1:18:52	383 LOPEZ Cristina (ESA)
	18km	1:29:14	96 IRUSTA Geovana (BOL)

Note:
IAAF Rule 230.6a - Three red cards

Legend:
~ Lost contact
R IAAF rule
> Rk Bent knee Rank
DNF Did not Finish
DQ Disqualified

Results

Resultados / Resultados

WORLD BEST	2:15:25 RADCLIFFE Paula	GBR London (GBR)	13 APR 2003
PAN AMERICAN GAMES BEST	2:37:41 OLIVERA Erika	CHI Winnipeg (CAN)	25 JUL 1999

Rk	Bib	Name	NOC Code		Date of Birth		Result	Time Behind	
	<i>5km</i>	<i>10km</i>	<i>15km</i>	<i>20km</i>	<i>Half</i>	<i>25km</i>	<i>30km</i>	<i>35km</i>	<i>40km</i>
1	326	GONZALEZ Mariela	CUB		5 APR 1974		2:43:11		
	19:01 (8)	37:18 (4)	55:58 (3)	1:14:44 (2)	1:19:03 (2)	1:33:33 (2)	1:52:52 (2)	2:12:27 (1)	2:33:36 (1)
		18:17	18:40	18:46	4:19	14:30	19:19	19:35	21:09
									9:35
2	162	NARLOCH Marcia	BRA		28 MAR 1969		2:45:10	1:59	
	18:41 (3)	36:53 (3)	55:33 (2)	1:15:17 (4)	1:19:41 (4)	1:34:47 (4)	1:53:59 (3)	2:13:45 (3)	2:34:56 (2)
		18:12	18:40	19:44	4:24	15:06	19:12	19:46	21:11
									10:14
3	167	PINHO Sirlene	BRA		18 JAN 1976		2:47:36	4:25	
	18:40 (1)	36:48 (2)	55:23 (1)	1:14:08 (1)	1:18:27 (1)	1:32:52 (1)	1:52:41 (1)	2:13:07 (2)	2:36:54 (3)
		18:08	18:35	18:45	4:19	14:25	19:49	20:26	23:47
									10:42
4	511	RODRIGUEZ GALVAN Jessica	MEX		16 SEP 1976		2:48:11	5:00	
	18:41 (3)	37:19 (5)	56:16 (5)	1:15:36 (5)	1:20:02 (5)	1:35:29 (5)	1:56:08 (6)	2:17:00 (5)	2:38:12 (4)
		18:38	18:57	19:20	4:26	15:27	20:39	20:52	21:12
									9:59
5	324	GARCIA Yailen	CUB		15 JUN 1980		2:49:52	6:41	
	19:01 (8)	37:38 (9)	56:00 (4)	1:14:57 (3)	1:19:17 (3)	1:34:08 (3)	1:54:10 (4)	2:16:11 (4)	2:39:03 (5)
		18:37	18:22	18:57	4:20	14:51	20:02	22:01	22:52
									10:49
6	279	RIATIVA SALINAS Ruby Milena	COL		24 FEB 1984		2:51:35	8:24	
	18:47 (6)	37:26 (7)	57:08 (7)	1:18:09 (7)	1:22:58 (7)	1:38:48 (8)	1:59:51 (7)	2:20:41 (7)	2:41:35 (7)
		18:39	19:42	21:01	4:49	15:50	21:03	20:50	20:54
									10:00
7	684	LUNDY Chris	USA		26 AUG 1970		2:51:56	8:45	
	18:41 (3)	37:20 (6)	56:45 (6)	1:16:17 (6)	1:20:38 (6)	1:35:51 (6)	1:56:05 (5)	2:17:20 (6)	2:41:33 (6)
		18:39	19:25	19:32	4:21	15:13	20:14	21:15	24:13
									10:23
8	690	MORTENSEN Emily	USA		21 DEC 1982		3:02:00	18:49	
	19:41 (11)	39:14 (10)	59:21 (11)	1:20:16 (9)	1:24:47 (9)	1:40:41 (9)	2:02:39 (8)	2:25:42 (8)	2:51:35 (8)
		19:33	20:07	20:55	4:31	15:54	21:58	23:03	25:53
									10:25
	31	CAMARGO Claudia	ARG		30 MAR 1971		DNF		
	18:40 (1)	36:47 (1)	57:39 (8)						
		18:07	20:52						
	560	MERCADO TORRES Yolanda	PUR		5 MAR 1970		DNF		
	19:16 (10)	39:21 (12)	1:01:05 (12)	1:22:55 (10)	1:27:55 (10)				
		20:05	21:44	21:50	5:00				
	245	OLIVERA Erika Alejandra	CHI		4 JAN 1976		DNF		
	19:41 (11)	39:16 (11)	59:03 (10)	1:18:42 (8)	1:23:05 (8)	1:38:44 (7)			
		19:35	19:47	19:39	4:23	15:39			
	516	VALENCIA JIMENEZ Maria Elena	MEX		25 MAY 1983		DNF		
	18:56 (7)	37:32 (8)	58:28 (9)						
		18:36	20:56						

Legend:

DNF Did not Finish

Rk

Rank



Results

Resultados / Resultados

WORLD BEST	2:15:25 RADCLIFFE Paula	GBR London (GBR)	13 APR 2003
PAN AMERICAN GAMES BEST	2:37:41 OLIVERA Erika	CHI Winnipeg (CAN)	25 JUL 1999

Rk	Bib	Name	NOC Code	Date of Birth	Result	Time Behind
1	326	GONZALEZ Mariela	CUB	5 APR 1974	2:43:11	
2	162	NARLOCH Marcia	BRA	28 MAR 1969	2:45:10	1:59
3	167	PINHO Sirlene	BRA	18 JAN 1976	2:47:36	4:25
4	511	RODRIGUEZ GALVAN Jessica	MEX	16 SEP 1976	2:48:11	5:00
5	324	GARCIA Yailen	CUB	15 JUN 1980	2:49:52	6:41
6	279	RIATIVA SALINAS Ruby Milena	COL	24 FEB 1984	2:51:35	8:24
7	684	LUNDY Chris	USA	26 AUG 1970	2:51:56	8:45
8	690	MORTENSEN Emily	USA	21 DEC 1982	3:02:00	18:49
	31	CAMARGO Claudia	ARG	30 MAR 1971	DNF	
	560	MERCADO TORRES Yolanda	PUR	5 MAR 1970	DNF	
	245	OLIVERA Erika Alejandra	CHI	4 JAN 1976	DNF	
	516	VALENCIA JIMENEZ Maria Elena	MEX	25 MAY 1983	DNF	

Intermediate Times:	5km	18:40	31	CAMARGO Claudia (ARG)
	10km	36:47	31	CAMARGO Claudia (ARG)
	15km	55:23	167	PINHO Sirlene (BRA)
	20km	1:14:08	167	PINHO Sirlene (BRA)
	Half	1:18:27	167	PINHO Sirlene (BRA)
	25km	1:32:52	167	PINHO Sirlene (BRA)
	30km	1:52:41	167	PINHO Sirlene (BRA)
	35km	2:12:27	326	GONZALEZ Mariela (CUB)
	40km	2:33:36	326	GONZALEZ Mariela (CUB)

Legend:

DNF Did not Finish **Rk** Rank

Final Results

Resultados Finales / Resultados Finais

WORLD RECORD	7291 JOYNER-KERSEE Jackie	USA Seoul (KOR)	24 SEP 1988
PAN AMERICAN GAMES RECORD	6290 GARCIA Magaly	CUB Winnipeg (CAN)	28 JUL 1999

Rk	Bib Name	NOC Code	100m H	HJ	SP	200m	LJ	JT	800m	Prog. Points	Behind Leader (pts)
1	213 ZELINKA Jessica	CAN	13.26 (-0.4) 1086(1)	1.71 867(7)	14.97 859(1)	24.07 974(2)	5.70 759(6)	43.67 738(3)	2:17.86 853(3)	6136	
				1953(1)	2812(1)	3786(1)	4545(1)	5283(1)			
2	335 QUINTANA Gretchen	CUB	13.83 (-0.4) 1003(4)	1.71 867(5)	13.04 730(5)	23.90 990(1)	6.24 924(1)	35.79 587(7)	2:14.53 899(1)	6000	136
				1870(4)	2600(4)	3590(2)	4514(2)	5101(2)			
3	177 SILVA Lucimara	BRA	13.64 (-0.4) 1030(3)	1.74 903(1)	10.92 590(8)	24.76 909(4)	6.03 859(3)	44.78 759(1)	2:20.01 823(4)	5873	263
				1933(2)	2523(6)	3432(6)	4291(4)	5050(3)			
4	332 PEDROSO Yasmiany	CUB	13.88 (-0.6) 995(5)	1.74 903(3)	14.12 802(2)	25.81 814(8)	5.63 738(7)	42.73 720(4)	2:27.87 720(7)	5692	444
				1898(3)	2700(2)	3514(3)	4252(5)	4972(4)			
5	679 JOHNSON Virginia	USA	13.53 (-0.4) 1046(2)	1.59 724(12)	13.19 740(4)	24.15 966(3)	6.11 883(2)	35.38 579(8)	2:30.95 681(8)	5619	517
				1770(9)	2510(7)	3476(4)	4359(3)	4938(5)			
6	176 SILVA Elizete	BRA	14.53 (-0.6) 905(10)	1.65 795(10)	12.86 718(6)	25.20 869(5)	5.75 774(4)	44.15 747(2)	2:25.10 756(6)	5564	572
				1700(10)	2418(8)	3287(8)	4061(8)	4808(7)			
7	562 RIVERA AYALA Yaritza	PUR	13.95 (-0.6) 985(6)	1.71 867(6)	12.41 688(7)	25.69 824(7)	5.72 765(5)	36.56 601(6)	2:22.72 787(5)	5517	619 PB
				1852(6)	2540(5)	3364(7)	4129(7)	4730(8)			
8	33 CRESPO Daniela	ARG	15.78 (-0.6) 741(11)	1.74 903(1)	9.38 489(11)	26.30 771(10)	5.50 700(8)	29.97 476(10)	2:16.58 871(2)	4951	1185
				1644(11)	2133(10)	2904(10)	3604(9)	4080(9)			
9	374 QUIÑONEZ Mirian	ECU	16.72 (-0.6) 628(12)	1.59 724(11)	10.24 545(9)	25.98 799(9)	5.45 686(9)	32.12 517(9)	2:41.62 554(9)	4453	1683
				1352(12)	1897(11)	2696(11)	3382(11)	3899(11)			
	358 CASTILLO Juana Rosa	DOM	14.08 (-0.4) 967(8)	1.74 903(4)	13.22 742(3)	25.26 863(6)	5.35 657(10)	42.62 718(5)	DNS 4850(6)	DNF	
				1870(5)	2612(3)	3475(5)	4132(6)				
	602 BAIRD Natoya	TRI	14.32 (-0.4) 934(9)	1.71 867(7)	9.63 505(10)	26.59 746(11)	4.89 530(11)	26.78 416(11)	DNS 3998(10)	DNF	
				1801(8)	2306(9)	3052(9)	3582(10)	3998(10)			



Final Results

Resultados Finales / Resultados Finais

WORLD RECORD	7291 JOYNER-KERSEE Jackie	USA	Seoul (KOR)	24 SEP 1988
PAN AMERICAN GAMES RECORD	6290 GARCIA Magaly	CUB	Winnipeg (CAN)	28 JUL 1999

Rk	Bib Name	NOC Code	100m H	HJ	SP	200m	LJ	JT	800m	Prog. Points	Behind Leader (pts)
	669 FOUNTAIN Hyleas	USA	14.05 (-0.6) 971(7)	1.68 830(9) 1801(7)	DNS						DNF

Legend:

DNF	Did not Finish	DNS	Did not Start	H	Hurdles	HJ	High Jump
JT	Javelin Throw	LJ	Long Jump	PB	Personal Best	Prog	Progressive
Pts	Points	Rk	Rank	SP	Shot Put		



João Havelange Stadium
Estádio João Havelange
Estádio João Havelange

24 JUL 2007
14:20

Athletics
Atletismo / Atletismo

Women's Heptathlon
Heptathlon Mujeres / Heptatlo Femmes

Women's 100m Hurdles Heat 1/2
100m Vallas Mujeres Serie 1/2 / 100m com Barreiras Feminino Eliminatore 1/2

Results

Resultados / Resultados

WORLD RECORD	7291 JOYNER-KERSEE Jackie	USA Seoul (KOR)	24 SEP 1988
PAN AMERICAN GAMES RECORD	6290 GARCIA Magaly	CUB Winnipeg (CAN)	28 JUL 1999

Wind: -0.4 m/s

Rk	Bib	Name	NOC Code	Date of Birth	Lane	Reaction	Fn	Result	Points (Tot. Pts)
1	213	ZELINKA Jessica	CAN	3 SEP 1981	5	0.207		13.26	1086 (1086)
2	679	JOHNSON Virginia	USA	1 JAN 1980	4	0.190		13.53	1046 (1046)
3	177	SILVA Lucimara	BRA	7 OCT 1985	2	0.132		13.64	1030 (1030)
4	335	QUINTANA Gretchen	CUB	30 JUN 1984	6	0.200		13.83	1003 (1003)
5	358	CASTILLO Juana Rosa	DOM	17 JUN 1984	7	0.275		14.08	967 (967)
6	602	BAIRD Natoya	TRI	10 SEP 1986	3	0.186		14.32 SB	934 (934)

Legend:

Fn	False start	Rk	Rank	SB	Season Best	Tot. Pts	Total Points
-----------	-------------	-----------	------	-----------	-------------	-----------------	--------------



João Havelange Stadium
Estádio João Havelange
Estádio João Havelange

24 JUL 2007
14:27

Athletics
Atletismo / Atletismo

Women's Heptathlon
Heptathlon Mujeres / Heptatlo Femmes

Women's 100m Hurdles Heat 2/2
100m Vallas Mujeres Serie 2/2 / 100m com Barreiras Feminino Eliminatore 2/2

Results

Resultados / Resultados

CORRECTED

WORLD RECORD	7291 JOYNER-KERSEE Jackie	USA Seoul (KOR)	24 SEP 1988
PAN AMERICAN GAMES RECORD	6290 GARCIA Magaly	CUB Winnipeg (CAN)	28 JUL 1999

Wind: -0.6 m/s

Rk	Bib	Name	NOC Code	Date of Birth	Lane	Reaction	Fn	Result	Points (Tot. Pts)
1	332	PEDROSO Yasmiany	CUB	5 AUG 1984	4	0.197		13.88 SB	995 (995)
2	562	RIVERA AYALA Yaritza	PUR	10 MAY 1985	5	0.185		13.95	985 (985)
3	669	FOUNTAIN Hyleas	USA	14 JAN 1981	6	0.231		14.05	971 (971)
4	176	SILVA Elizete	BRA	5 FEB 1971	3	0.218		14.53	905 (905)
5	33	CRESPO Daniela	ARG	26 AUG 1983	7	0.221		15.78	741 (741)
6	374	QUIÑONEZ Mirian	ECU	27 SEP 1985	2	0.195		16.72	628 (628)

Legend:

Fn	False start	Rk	Rank	SB	Season Best	Tot. Pts	Total Points
-----------	-------------	-----------	------	-----------	-------------	-----------------	--------------

Results

Resultados / Resultados

WORLD RECORD	7291 JOYNER-KERSEE Jackie	USA Seoul (KOR)	24 SEP 1988
PAN AMERICAN GAMES RECORD	6290 GARCIA Magaly	CUB Winnipeg (CAN)	28 JUL 1999

Rk	Bib	Name	NOC Code	Date of Birth	1.50	1.53	1.56	1.59	1.62	1.65	1.68	Result	Points (Tot. Pts)
					1.71	1.74	1.77	1.80	1.83	1.86	1.89		
1	33	CRESPO Daniela	ARG	26 AUG 1983	-	-	-	O	O	O	O	1.74	903 (1644)
1	177	SILVA Lucimara	BRA	7 OCT 1985	-	-	O	O	XO	O	O	1.74	903 (1933)
3	332	PEDROSO Yasmiany	CUB	5 AUG 1984	O	-	-	O	O	O	O	1.74	903 (1898)
4	358	CASTILLO Juana Rosa	DOM	17 JUN 1984	-	-	O	-	O	O	XO	1.74	903 (1870)
5	335	QUINTANA Gretchen	CUB	30 JUN 1984	-	-	O	-	O	-	XO	1.71	867 (1870)
6	562	RIVERA AYALA Yaritza	PUR	10 MAY 1985	-	O	-	-	O	O	XO	1.71	867 (1852)
7	602	BAIRD Natoya	TRI	10 SEP 1986	-	-	-	O	XO	O	O	1.71	867 (1801)
7	213	ZELINKA Jessica	CAN	3 SEP 1981	-	-	-	-	-	-	XO	1.71	867 (1953)
9	669	FOUNTAIN Hyleas	USA	14 JAN 1981	-	-	-	-	-	O	O	1.68	830 (1801)
10	176	SILVA Elizete	BRA	5 FEB 1971	-	O	O	O	XO	XXO	XXX	1.65	795 (1700)
11	374	QUIÑONEZ Mirian	ECU	27 SEP 1985	O	O	XO	XO	XXX			1.59	724 (1352)
12	679	JOHNSON Virginia	USA	1 JAN 1980	-	-	-	XXO	XXX			1.59	724 (1770)

Legend:

-	Pass	DNF	Did not Finish	O	Clearance	Rk	Rank
Tot. Pts	Total Points	x	Failure				

Results

Resultados / Resultados

WORLD RECORD	7291 JOYNER-KERSEE Jackie	USA Seoul (KOR)	24 SEP 1988
PAN AMERICAN GAMES RECORD	6290 GARCIA Magaly	CUB Winnipeg (CAN)	28 JUL 1999

Rk	Bib	Name	NOC Code	Date of Birth	1	2	3	Result	Points (Tot. Pts)	
1	213	ZELINKA Jessica	CAN	3 SEP 1981	14.97	13.50	14.31	14.97	859 (2812)	SB
2	332	PEDROSO Yasmiany	CUB	5 AUG 1984	14.12	13.64	13.60	14.12	802 (2700)	
3	358	CASTILLO Juana Rosa	DOM	17 JUN 1984	12.49	13.16	13.22	13.22	742 (2612)	
4	679	JOHNSON Virginia	USA	1 JAN 1980	12.13	13.19	12.88	13.19	740 (2510)	
5	335	QUINTANA Gretchen	CUB	30 JUN 1984	13.04	12.92	12.24	13.04	730 (2600)	
6	176	SILVA Elizete	BRA	5 FEB 1971	12.86	12.54	12.68	12.86	718 (2418)	
7	562	RIVERA AYALA Yaritza	PUR	10 MAY 1985	12.41	11.45	11.19	12.41	688 (2540)	SB
8	177	SILVA Lucimara	BRA	7 OCT 1985	X	10.92	10.91	10.92	590 (2523)	
9	374	QUIÑONEZ Mirian	ECU	27 SEP 1985	9.85	10.20	10.24	10.24	545 (1897)	
10	602	BAIRD Natoya	TRI	10 SEP 1986	9.63	9.41	X	9.63	505 (2306)	
11	33	CRESPO Daniela	ARG	26 AUG 1983	8.86	9.38	8.68	9.38	489 (2133)	
	669	FOUNTAIN Hyleas	USA	14 JAN 1981				DNS	0 (1801)	

Legend:

DNS	Did not Start	Rk	Rank	SB	Season Best	Tot. Pts	Total Points
x	Failure						



João Havelange Stadium
Estádio João Havelange
Estádio João Havelange

24 JUL 2007
19:00

Athletics
Atletismo / Atletismo

Women's Heptathlon
Heptathlon Mujeres / Heptatlo Femmes

Women's 200m Heat 1/2
200m Mujeres Serie 1/2 / 200m Feminino Éliminatoire 1/2

Results

Resultados / Resultados

WORLD RECORD	7291 JOYNER-KERSEE Jackie	USA Seoul (KOR)	24 SEP 1988
PAN AMERICAN GAMES RECORD	6290 GARCIA Magaly	CUB Winnipeg (CAN)	28 JUL 1999

Wind: -0.4 m/s

Rk	Bib	Name	NOC Code	Date of Birth	Lane	Reaction	Fn	Result	Points (Tot. Pts)
1	335	QUINTANA Gretchen	CUB	30 JUN 1984	3	0.206		23.90	990 (3590)
2	213	ZELINKA Jessica	CAN	3 SEP 1981	5	0.244		24.07	974 (3786)
3	177	SILVA Lucimara	BRA	7 OCT 1985	2	0.174	F1	24.76	909 (3432)
4	358	CASTILLO Juana Rosa	DOM	17 JUN 1984	6			25.26	863 (3475)
5	602	BAIRD Natoya	TRI	10 SEP 1986	7	0.245		26.59	746 (3052)
	669	FOUNTAIN Hyleas	USA	14 JAN 1981	4			DNS	0 (1801)

Legend:

DNS	Did not Start	Fn	False start	Rk	Rank	Tot. Pts	Total Points
------------	---------------	-----------	-------------	-----------	------	-----------------	--------------



João Havelange Stadium
Estádio João Havelange
Estádio João Havelange

24 JUL 2007
19:07

Athletics
Atletismo / Atletismo

Women's Heptathlon
Heptathlon Mujeres / Heptatlo Femmes

Women's 200m Heat 2/2
200m Mujeres Serie 2/2 / 200m Feminino Éliminatoire 2/2

Results

Resultados / Resultados

WORLD RECORD	7291 JOYNER-KERSEE Jackie	USA	Seoul (KOR)	24 SEP 1988
PAN AMERICAN GAMES RECORD	6290 GARCIA Magaly	CUB	Winnipeg (CAN)	28 JUL 1999

Wind: -0.5 m/s

Rk	Bib	Name	NOC Code	Date of Birth	Lane	Reaction	Fn	Result	Points (Tot. Pts)
1	679	JOHNSON Virginia	USA	1 JAN 1980	4	0.260		24.15	966 (3476)
2	176	SILVA Elizete	BRA	5 FEB 1971	7	0.376		25.20	869 (3287)
3	562	RIVERA AYALA Yaritza	PUR	10 MAY 1985	6	0.330		25.69	824 (3364)
4	332	PEDROSO Yasmiany	CUB	5 AUG 1984	2	0.243	F1	25.81	814 (3514)
5	374	QUIÑONEZ Mirian	ECU	27 SEP 1985	5	0.296		25.98	799 (2696)
6	33	CRESPO Daniela	ARG	26 AUG 1983	3	0.231		26.30	771 (2904)

Legend:

Fn	False start	Rk	Rank	Tot. Pts	Total Points
----	-------------	----	------	----------	--------------

Results

Resultados / Resultados

WORLD RECORD	7291 JOYNER-KERSEE Jackie	USA Seoul (KOR)	24 SEP 1988
PAN AMERICAN GAMES RECORD	6290 GARCIA Magaly	CUB Winnipeg (CAN)	28 JUL 1999

Rk	Bib	Name	NOC Code	Date of Birth	1	2	3	Result	Points
								Wind	(Tot. Pts)
1	335	QUINTANA Gretchen	CUB	30 JUN 1984	6.24 +0.0	5.97 -0.5	5.68 +0.3	6.24 +0.0	924 (4514)
2	679	JOHNSON Virginia	USA	1 JAN 1980	6.11 -0.6	X	X	6.11 -0.6	883 (4359)
3	177	SILVA Lucimara	BRA	7 OCT 1985	5.92 -0.2	X	6.03 -0.3	6.03 -0.3	859 (4291)
4	176	SILVA Elizete	BRA	5 FEB 1971	5.73 +0.0	X	5.75 -0.1	5.75 -0.1	774 (4061)
5	562	RIVERA AYALA Yaritza	PUR	10 MAY 1985	5.72 -0.1	X	X	5.72 -0.1	765 (4129)
6	213	ZELINKA Jessica	CAN	3 SEP 1981	5.57 -0.3	5.60 -0.5	5.70 +0.5	5.70 +0.5	759 (4545)
7	332	PEDROSO Yasmiany	CUB	5 AUG 1984	5.63 -0.4	5.57 -0.3	5.62 +0.7	5.63 -0.4	738 (4252)
8	33	CRESPO Daniela	ARG	26 AUG 1983	X	5.04 +0.1	5.50 -0.3	5.50 -0.3	700 (3604)
9	374	QUIÑONEZ Mirian	ECU	27 SEP 1985	5.45 -0.3	5.41 +0.0	5.42 -0.3	5.45 -0.3	686 (3382)
10	358	CASTILLO Juana Rosa	DOM	17 JUN 1984	5.35 -0.4	5.24 +0.2	5.19 -0.5	5.35 -0.4	657 (4132)
11	602	BAIRD Natoya	TRI	10 SEP 1986	4.65 +0.0	4.89 +0.4	4.87 -0.1	4.89 +0.4	530 (3582)
	669	FOUNTAIN Hyleas	USA	14 JAN 1981				DNS	0 (1801)

Legend:

DNS Did not Start Rk Rank Tot. Pts Total Points x Failure

Results

Resultados / Resultados

WORLD RECORD	7291 JOYNER-KERSEE Jackie	USA Seoul (KOR)	24 SEP 1988
PAN AMERICAN GAMES RECORD	6290 GARCIA Magaly	CUB Winnipeg (CAN)	28 JUL 1999

Rk	Bib	Name	NOC Code	Date of Birth	1	2	3	Result	Points (Tot. Pts)	
1	177	SILVA Lucimara	BRA	7 OCT 1985	44.78	X	X	44.78	759 (5050)	SB
2	176	SILVA Elizete	BRA	5 FEB 1971	44.15	42.49	40.18	44.15	747 (4808)	
3	213	ZELINKA Jessica	CAN	3 SEP 1981	41.71	40.27	43.67	43.67	738 (5283)	SB
4	332	PEDROSO Yasmiany	CUB	5 AUG 1984	37.86	42.73	41.80	42.73	720 (4972)	
5	358	CASTILLO Juana Rosa	DOM	17 JUN 1984	42.62	X	35.91	42.62	718 (4850)	
6	562	RIVERA AYALA Yaritza	PUR	10 MAY 1985	36.56	31.03	32.72	36.56	601 (4730)	
7	335	QUINTANA Gretchen	CUB	30 JUN 1984	X	33.25	35.79	35.79	587 (5101)	
8	679	JOHNSON Virginia	USA	1 JAN 1980	35.38	34.52	34.04	35.38	579 (4938)	
9	374	QUIÑONEZ Mirian	ECU	27 SEP 1985	X	32.12	X	32.12	517 (3899)	
10	33	CRESPO Daniela	ARG	26 AUG 1983	26.59	28.61	29.97	29.97	476 (4080)	
11	602	BAIRD Natoya	TRI	10 SEP 1986	X	26.78	X	26.78	416 (3998)	
	669	FOUNTAIN Hyleas	USA	14 JAN 1981				DNS	0 (1801)	

Legend:

DNS	Did not Start	Rk	Rank	SB	Season Best	Tot. Pts	Total Points
x	Failure						

Results

Resultados / Resultados

WORLD RECORD	7291 JOYNER-KERSEE Jackie	USA Seoul (KOR)	24 SEP 1988
PAN AMERICAN GAMES RECORD	6290 GARCIA Magaly	CUB Winnipeg (CAN)	28 JUL 1999

Rk	Bib	Name	NOC Code	Date of Birth	Result	Points (Tot. Pts)
1	335	QUINTANA Gretchen	CUB	30 JUN 1984	2:14.53	899 (6000)
2	33	CRESPO Daniela	ARG	26 AUG 1983	2:16.58	871 (4951)
3	213	ZELINKA Jessica	CAN	3 SEP 1981	2:17.86	853 (6136)
4	177	SILVA Lucimara	BRA	7 OCT 1985	2:20.01	823 (5873)
5	562	RIVERA AYALA Yaritza	PUR	10 MAY 1985	2:22.72	787 (5517)
6	176	SILVA Elizete	BRA	5 FEB 1971	2:25.10	756 (5564)
7	332	PEDROSO Yasmiany	CUB	5 AUG 1984	2:27.87	720 (5692)
8	679	JOHNSON Virginia	USA	1 JAN 1980	2:30.95	681 (5619)
9	374	QUIÑONEZ Mirian	ECU	27 SEP 1985	2:41.62	554 (4453)
	602	BAIRD Natoya	TRI	10 SEP 1986	DNS	0 (3998)
	358	CASTILLO Juana Rosa	DOM	17 JUN 1984	DNS	0 (4850)

Intermediate Times: 400m 1:05.73 213 ZELINKA Jessica (CAN)

Legend:

DNS	Did not Start	Rk	Rank	Tot. Pts	Total Points
------------	---------------	-----------	------	-----------------	--------------



Records Set

Records Establecidos / Recordes Marcados

FRI 27 JUL 2007

Record Type	Event	Phase	Athlete / Team	NOC Code	Result
PR	Men's 1500m	Final	SOUZA Hudson	BRA	3:36.32
	Men's 5000m	Final	MORAN Ed	USA	13:25.60
	Men's 10000m	Final	GALVAN Jose David	MEX	28:08.74
	Men's Decathlon		SMITH Maurice	JAM	8278
	Women's 100m	Final	BARBER Mikele	USA	11.02
	Women's 10000m	Final	SLATTERY Sara	USA	32:54.41
	Women's 100m Hurdles	Final	ENNIS-LONDON Deloreen	JAM	12.65
		Final	FELICIEN Perdita	CAN	12.65
	Women's Pole Vault	Final	MURER Fabiana	BRA	4.60
	Women's Triple Jump	Final	SAVIGNE Yargeris	CUB	14.80
	Women's Hammer Throw	Final	MORENO Yipsi	CUB	75.20

Legend:

PR Pan American Record

Medal Standings

Posiciones de medallas / Posições das Medalhas

AFTER 47 OF 47 EVENTS

As of 29 JUL 2007

Rank	NOC	Men				Women				Total				Rank By Total
		G	S	B	Tot	G	S	B	Tot	G	S	B	Tot	
1	CUB - Cuba	4	3	4	11	8	5	6	19	12	8	10	30	1
2	BRA - Brazil	5	2	4	11	4	3	5	12	9	5	9	23	3
3	USA - United States of America	3	7	4	14	3	5	2	10	6	12	6	24	2
4	CAN - Canada	3	2	1	6	3	2	1	6	6	4	2	12	5
5	MEX - Mexico	1	4	3	8	2	3	2	7	3	7	5	15	4
6	JAM - Jamaica	1	2		3	2	2		4	3	4		7	6
7	BAH - Bahamas	2	1		3		1	2	3	2	2	2	6	7
8	ECU - Ecuador	2	1	1	4		1		1	2	2	1	5	8
9	PAN - Panama	1	1		2					1	1		2	12
10	ANT - Antigua & Barbuda	1		2	3					1		2	3	=9
11	AHO - Netherlands Antilles	1			1					1			1	=13
11	ESA - El Salvador					1			1	1			1	=13
13	COL - Colombia			1	1		1	1	2		1	2	3	=9
14	GUA - Guatemala		1		1						1		1	=13
15	ARG - Argentina			2	2			1	1			3	3	=9
16	DMA - Dominica			1	1							1	1	=13
16	DOM - Dominican Republic			1	1							1	1	=13
16	GRN - Grenada							1	1			1	1	=13
16	LCA - Saint Lucia							1	1			1	1	=13
16	TRI - Trinidad & Tobago							1	1			1	1	=13
Total:		24	24	24	72	23	23	23	69	47	47	47	141	

Legend:

= Equal sign indicates that two or more NOCs share the same rank by total
Tot Total

B Bronze **G** Gold **S** Silver

Placing Table

Tabla de Colocación / Tabela das Colocações

AFTER 47 OF 47 EVENTS

As of 29 JUL 2007

Rank	NOC	1		2		3		4		5		6		7		8		Total Points
		PI	Pts	PI	Pts	PI	Pts	PI	Pts	PI	Pts	PI	Pts	PI	Pts	PI	Pts	
1	USA - United States	6	48	12	84	6	36	9	45	9	36	13	39	8	16	5	5	309
2	BRA - Brazil	9	72	5	35	9	54	6	30	10	40	6	18	8	16	5	5	270
3	CUB - Cuba	12	96	8	56	10	60	5	25	5	20	1	3	1	2	1	1	263
4	MEX - Mexico	3	24	7	49	5	30	4	20	2	8					1	1	132
5	CAN - Canada	7	56	3	21	2	12	1	5			2	6	1	2	1	1	103
6	JAM - Jamaica	3	24	4	28			5	25	4	16	2	6	1	2	1	1	102
7	BAH - Bahamas	2	16	2	14	2	12	1	5	1	4	3	9	2	4			64
8	COL - Colombia			1	7	2	12	1	5	1	4	6	18	3	6	4	4	56
9	ARG - Argentina					3	18	3	15	2	8	1	3	2	4	3	3	51
10	ECU - Ecuador	2	16	2	14	1	6							2	4	1	1	41
11	TRI - Trinidad & Tobago					1	6	2	10	2	8			5	10	1	1	35
12	PUR - Puerto Rico							1	5	1	4	1	3	3	6	4	4	22
13	ANT - Antigua & Barbuda	1	8			2	12									1	1	21
14	SKN - Saint Kitts & Nevis							2	10	1	4	1	3			1	1	18
15	DOM - Dominican Republic					1	6	1	5			2	6					17
16	GRN - Grenada					1	6			2	8			1	2			16
17	PAN - Panama	1	8	1	7													15
18	VEN - Venezuela									1	4	2	6	1	2	3	3	15
19	LCA - Saint Lucia					1	6	1	5			1	3					14
20	ESA - El Salvador	1	8					1	5									13
21	CHI - Chile									1	4	2	6	1	2	1	1	13
22	GUA - Guatemala			1	7					1	4					1	1	12
23	AHO - Netherlands Antilles	1	8									1	3					11
24	GUY - Guyana							2	10							1	1	11
25	BAR - Barbados							1	5	1	4							9
26	PER - Peru									2	8					1	1	9
27	DMA - Dominica					1	6											6
28	PAR - Paraguay							1	5							1	1	6
29	IVB - British Virgin Isl.							1	5									5
30	HAI - Haiti											1	3	1	2			5
31	ISV - US Virgin Islands													2	4			4
32	CRC - Costa Rica											1	3					3
33	NCA - Nicaragua													1	2			2
33	URU - Uruguay													1	2			2
33	VIN - St Vin. & Grenadines													1	2			2
36	BER - Bermuda															1	1	1

Note:								
Order	1	2	3	4	5	6	7	8
Points	8	7	6	5	4	3	2	1

Legend:			
PI	Place	Pts	Points



Multi-Medallists at These Games

Mayor Medallista de estos Juegos / Multi-Medallistas nestes Jogos

As of 28 JUL 2007

Rank	Name	NOC Code	Event name	Medal	Total No. of Medals	Rank by Total
1	BROWN Chris	BAH	Men's 400m	GOLD	2	1
			Men's 4x400m Relay	GOLD		
2	BARBER Mikele	USA	Women's 100m	GOLD	2	1
			Women's 4x100m Relay	SILVER		
2	BROOKS Sheri-Ann	JAM	Women's 200m	SILVER	2	1
			Women's 4x100m Relay	GOLD		
2	GUEVARA Ana Gabriela	MEX	Women's 400m	GOLD	2	1
			Women's 4x400m Relay	SILVER		
5	CALATAYUD Zulia	CUB	Women's 800m	BRONZE	2	1
			Women's 4x400m Relay	GOLD		
5	CHRISTIAN Brendan	ANT	Men's 100m	BRONZE	2	1
			Men's 200m	GOLD		
5	DIAZ Roxana	CUB	Women's 200m	GOLD	2	1
			Women's 4x100m Relay	BRONZE		
5	SAVIGNE Yargeris	CUB	Women's Long Jump	BRONZE	2	1
			Women's Triple Jump	GOLD		
5	TERRERO Indira	CUB	Women's 400m	BRONZE	2	1
			Women's 4x400m Relay	GOLD		
10	BARRIOS Juan Luis	MEX	Men's 1500m	SILVER	2	1
			Men's 5000m	SILVER		
10	COSTA Keila	BRA	Women's Long Jump	SILVER	2	1
			Women's Triple Jump	SILVER		
10	LEWIS Mechelle	USA	Women's 100m	SILVER	2	1
			Women's 4x100m Relay	SILVER		
13	BENNETT Laron	USA	Men's 400m Hurdles	BRONZE	2	1
			Men's 4x400m Relay	SILVER		
13	GARCIA MENA Rosibel	COL	Women's 800m	SILVER	2	1
			Women's 1500m	BRONZE		
13	PATTON Darvis Doc	USA	Men's 100m	SILVER	2	1
			Men's 4x100m Relay	BRONZE		
13	SANTOS Marilson	BRA	Men's 5000m	BRONZE	2	1
			Men's 10000m	SILVER		
17	LEACH Nicole	USA	Women's 400m Hurdles	BRONZE	2	1
			Women's 4x400m Relay	BRONZE		
17	WILLIAMS Rubin	USA	Men's 200m	BRONZE	2	1
			Men's 4x100m Relay	BRONZE		

Badminton
Badminton
Badminton



Medal Standings

Posiciones de medallas / Posições das Medalhas

As of 19 JUL 2007

AFTER 5 OF 5 EVENTS

Rank	NOC	Men				Women				Mixed				Total				Rank By Total
		G	S	B	Tot	G	S	B	Tot	G	S	B	Tot	G	S	B	Tot	
1	USA - United States of America		1	1	2	2		1	3	1		1	2	3	1	3	7	1
2	CAN - Canada	2			2		2	1	3		1		1	2	3	1	6	2
3	GUA - Guatemala		1	1	2										1	1	2	4
4	PER - Peru			1	1			2	2			1	1			4	4	3
5	BRA - Brazil			1	1											1	1	5
	Total:	2	2	4	8	2	2	4	8	1	1	2	4	5	5	10	20	

Legend:

= Equal sign indicates that two or more NOCs share the same rank by total

Tot Total

B Bronze

G Gold

S Silver

Medallist by Event

Medallista por evento / Medalhistas por Evento

As of 19 JUL 2007
AFTER 5 OF 5 EVENTS

Event	Date	Medal	Name	NOC Code
Men's Doubles	WED 18 JUL	GOLD	BERES Mike MILROY William	CAN
		SILVER	BACH Howard MALAYTHONG Bob	USA
		BRONZE	KUMASAKA Guilherme PARDO Guilherme	BRA
		BRONZE	ANGUIANO Erick YANG Pedro	GUA
Women's Doubles	WED 18 JUL	GOLD	LEE Eva MANGKALAKIRI Mesinee	USA
		SILVER	McKEE Fiona REID Charmaine	CAN
		BRONZE	CHEN Kuei Ya SUBANDHI Jamie	USA
		BRONZE	MENG JIN Jie RIVERO Valeria	PER
Men's Singles	THU 19 JUL	GOLD	BERES Mike	CAN
		SILVER	CORDON Kevin	GUA
		BRONZE	GO Eric	USA
		BRONZE	PACHECO Rodrigo	PER
Women's Singles	THU 19 JUL	GOLD	LEE Eva	USA
		SILVER	REID Charmaine	CAN
		BRONZE	MACMASTER Sarah	CAN
		BRONZE	RIVERO Claudia	PER
Mixed Doubles	THU 19 JUL	GOLD	BACH Howard LEE Eva	USA
		SILVER	BERES Mike LOKER Val	CAN
		BRONZE	MALAYTHONG Bob MANGKALAKIRI Mesinee	USA
		BRONZE	PACHECO Rodrigo RIVERO Claudia	PER

Entry List by Event

Lista de Inscripciones por Evento / Lista de Inscrições por Evento

As of 13 JUL 2007

World Ranking as of 5 JUL 2007	Name	BWF Number	NOC Code	Date of Birth
*	THOUYARET Tomas		ARG	30 APR 1986
*	BUGALLO Santiago		ARG	10 SEP 1985
*	PADMORE Andre	14852	BAR	16 DEC 1982
*	WOOD Kevin		BAR	4 APR 1981
*	PARDO Guilherme	9549	BRA	13 OCT 1981
*	ARAUJO Lucas	12617	BRA	28 AUG 1983
*	VON SCALA Paulo	9555	BRA	2 FEB 1979
*	SNIDER David		CAN	1 JAN 1988
*	ROGERS Joseph		CAN	1 DEC 1988
*	BERES Mike		CAN	13 MAY 1973
*	MUJICA Esteban		CHI	26 DEC 1985
*	HERNANDEZ Alexander		CUB	27 JUL 1984
*	GUERRERO Osleni		CUB	18 OCT 1989
*	ZAMBRANO Santiago	9577	ECU	4 JAN 1991
*	CORDON Kevin		GUA	28 NOV 1986
*	ANGUIANO Erick		GUA	10 SEP 1977
*	YANG Pedro		GUA	9 OCT 1976
*	MARTIN John	57054	JAM	21 OCT 1983
*	MENDEZ Emelio	13586	JAM	23 MAY 1983
*	AGUILAR Jesus		MEX	4 DEC 1986
*	SANCHEZ Salvador		MEX	12 JUL 1984
*	GONZALEZ Jose Luis		MEX	20 MAY 1987
*	PACHECO Rodrigo		PER	14 JAN 1983
*	CORPANCHO Andres		PER	1 DEC 1984
*	JIMENO Javier		PER	1 JUN 1985
*	WONGSODIKROMO Mitchel	12898	SUR	26 AUG 1985
*	SOEROREDJO Virgil	52222	SUR	11 MAR 1985
*	PANTIN Kerwyn	15590	TRI	6 AUG 1983
*	THOMAS Glendon	15790	TRI	15 JAN 1981
*	SEEPALU Anil	9630	TRI	12 JAN 1975
*	GO Eric		USA	12 JAN 1984
*	JINADASA Nicholas		USA	2 OCT 1985
Total: 32 Entries				

Note:

All changes are available in INFO

Legend:

* Player without world ranking

Results Bracket

Resultados de la serie / Resultados - Chave

Round of 32		Round of 16	Quarterfinal	Semifinal	Final	
1. YANG Pedro (1)	GUA	YANG P 21-8, 21-8 19'	YANG P 21-7, 21-10 23'	BERES M 17-21, 21-8, 21-14 54'	BERES M 17-21, 21-13, 21-19 54'	
2. THOUYARET Tomas	ARG					
3. WOOD Kevin	BAR	PANTIN K 21-8, 21-8 19'	BERES M 23-21, 19-21, 21-15 46'			
4. PANTIN Kerwyn 15590	TRI					
5. VON SCALA Paulo 9555 (5)	BRA	BERES M 21-13, 21-19 30'	BERES M 23-21, 19-21, 21-15 46'	BERES M 17-21, 21-13, 21-19 54'		
6. BERES Mike	CAN					
7. MARTIN John 57054	JAM	GONZALEZ JL 21-11, 21-6 18'	PACHECO R 21-11, 17-21, 21-19 46'			BERES M 13-21, 21-11, 21-10 50'
8. GONZALEZ Jose Luis	MEX					
9. PACHECO Rodrigo (3)	PER	PACHECO R 21-14, 21-11 23'	PACHECO R 21-11, 17-21, 21-19 46'	PACHECO R 21-17, 21-11 31'		
10. WONGSODIKROMO Mitchel 12898	SUR					
11. HERNANDEZ Alexander	CUB	HERNANDEZ A 21-19, 21-13 21'	SNIDER D 21-14, 21-16 25'		Gold Medal Match BERES M 13-21, 21-11, 21-10 50'	
12. MUJICA Esteban	CHI					
13. JINADASA Nicholas (6)	USA	JINADASA N 21-14, 21-5 17'	SNIDER D 21-14, 21-16 25'	CORDON K 21-12, 21-19 33'		
14. ZAMBRANO Santiago 9577	ECU					
15. THOMAS Glendon 15790	TRI	SNIDER D 21-10, 21-9 18'	ANGUIANO E 18-21, 21-16, 21-17 50'			CORDON K 18-21, 21-13, 21-16 50'
16. SNIDER David	CAN					
17. ARAUJO Lucas 12617	BRA	ARAUJO L 21-16, 17-21, 21-13 51'	ANGUIANO E 18-21, 21-16, 21-17 50'	CORDON K 21-12, 21-19 33'		
18. JIMENO Javier	PER					
19. ROGERS Joseph	CAN	ANGUIANO E 21-15, 21-4 25'	CORDON K 21-10, 21-13 23'		CORDON K 18-21, 21-13, 21-16 50'	
20. ANGUIANO Erick (7)	GUA					
21. SANCHEZ Salvador	MEX	SANCHEZ S 21-17, 21-12 32'	CORDON K 21-10, 21-13 23'	GUERRERO O 21-6, 21-12 19'		
22. SEEPAUL Anil 9630	TRI					
23. AGUILAR Jesus	MEX	CORDON K 17-21, 21-16, 21-10 35'	GUERRERO O 21-6, 21-12 19'			GO E 21-15, 21-19 32'
24. CORDON Kevin (4)	GUA					
25. BUGALLO Santiago	ARG	BUGALLO S 21-16, 22-20 27'	GUERRERO O 21-6, 21-12 19'	GO E 21-15, 21-19 32'		
26. MENDEZ Emelio 13586	JAM					
27. GUERRERO Osleni	CUB	GUERRERO O 21-15, 21-17	GO E 21-16, 21-17 36'		GO E 21-15, 21-19 32'	
28. CORPANCHO Andres (8)	PER					
29. PARDO Guilherme 9549	BRA	PARDO G 21-13, 21-12 21'	GO E 21-16, 21-17 36'	GO E 21-15, 21-19 32'		
30. PADMORE Andre 14852	BAR					
31. SOEROREDJO Virgil 52222	SUR	GO E 21-6, 21-8	GO E 21-16, 21-17 36'			GO E 21-15, 21-19 32'
32. GO Eric (2)	USA					

Tournament Statistics

Estadísticas del Torneo / Estatísticas do Torneio

As of 19 JUL 2007

Statistics	Round of 32	Round of 16	Quarter finals	Semifinals	Medal Matches	Total
Number of matches	16	8	4	2	1	31
Number of games	34	19	9	6	3	71
Total points scored	1135	675	321	222	97	2450
Total duration time (hours)	5:56	4:28	2:30	1:44	0:50	15:28
Average match duration (minutes)	22'	33'	37'	52'	50'	29'
Longest match duration (minutes)	51' MS9	50' MS21	54' MS25	54' MS29	50' MS31	54' MS25
Shortest match duration (minutes)	17' MS7	19' MS23	31' MS26	50' MS30	50' MS31	17' MS7
Total shuttles used	108	80	57	39	17	301
Average shuttles used per match	6.8	10	14.3	19.5	17	9.7
Penalties (Yellow Card)	0	0	2	0	0	2
Penalties (Red Card)	0	0	0	0	0	0
Penalties (Black Card)	0	0	0	0	0	0
Longest rally (seconds)	40	44	37	52	31	
Longest rally (strokes)	42	47	32	52	34	

Note:

This report is updated ONLY after the end of a round

Legend:

MS Men's Singles

Entry List by Event

Lista de Inscripciones por Evento / Lista de Inscrições por Evento

As of 13 JUL 2007

World Ranking as of 5 JUL 2007	Name	BWF Number	NOC Code	Date of Birth
*	WATSON Shari	15044	BAR	4 MAR 1986
*	SILVA Fabiana	52908	BRA	27 JUL 1988
*	ARIMORI Mariana	51749	BRA	23 MAY 1986
*	PEREIRA Paula	53980	BRA	3 MAR 1988
*	REID Charmaine		CAN	3 NOV 1973
*	MACMASTER Sarah		CAN	5 JUL 1983
*	VILLEGAS Natalia		CHI	16 APR 1983
*	SUAREZ Lisandra		CUB	20 OCT 1985
*	MORA Leidys		CUB	14 AUG 1985
*	HERNANDEZ Maria Lucia		CUB	6 AUG 1987
*	GUZMAN Solangel		CUB	21 DEC 1984
*	ARCE Maria	53305	ECU	6 OCT 1987
*	MORALES Kareen		GUA	6 JAN 1992
*	MALDONADO Marlin		GUA	29 MAR 1985
*	MICHEO Annelisse		GUA	7 DEC 1976
*	ANGULO Deyanira		MEX	3 MAR 1991
*	MONTERO Victoria		MEX	25 AUG 1991
*	RANGEL Naty		MEX	10 AUG 1988
*	AICARDI CAGIGAO Cristina		PER	14 JAN 1986
*	MENG JIN Jie		PER	3 NOV 1981
*	RIVERO Claudia		PER	28 NOV 1986
*	BENITO Kesma	12011	TRI	12 NOV 1983
*	BLAKE Nekeisha	54108	TRI	17 MAR 1987
*	SUBANDHI Jamie		USA	15 DEC 1989
*	CHEN Kuei Ya		USA	8 MAY 1990
*	LEE Eva		USA	7 AUG 1986
Total: 26 Entries				

Note:

All changes are available in INFO

Legend:

* Player without world ranking

Results Bracket

Resultados de la serie / Resultados - Chave

Round of 32	Round of 16	Quarterfinal	Semifinal	Final		
1. REID Charmaine (1)	CAN	REID C 21-3, 21-15 26'	REID C 21-17, 21-9 30'	REID C 21-10, 21-19 40'		
2. ARIMORI Mariana 51749	BRA	MONTERO V 21-14, 21-19 27'				
3. MONTERO Victoria	MEX	SILVA F 21-10, 21-8 13'	RIVERO C 21-18, 24-22 35'			
4. MORALES Kareen	GUA	6. RIVERO Claudia (3)			PER	
5. SILVA Fabiana 52908	BRA	7. SUAREZ Lisandra	CUB		8. MALDONADO Marlin	GUA
		9. WATSON Shari 15044	BAR		10. BLAKE Nekeisha 54108	TRI
		11. MENG JIN Jie	PER		12. SUBANDHI Jamie	USA
		13. RANGEL Naty	MEX		14. BENITO Kesma 12011	TRI
		15. MORA Leidys	CUB	16. MICHEO Annelisse	GUA	
		17. ANGULO Deyanira	MEX	18. VILLEGAS Natalia	CHI	
		19. MACMASTER Sarah (4)	CAN			
20. CHEN Kuei Ya	USA	AICARDI CAGIGAO C 10-21, 21-14, 21-19 44'	PEREIRA P 23-21, 21-15 23'	LEE E 21-16, 14-21, 21-15 48'		
21. AICARDI CAGIGAO Cristina	PER					
22. PEREIRA Paula 53980	BRA					
23. ARCE Maria 53305	ECU	GUZMAN S 21-2, 21-7 17'	LEE E 21-5, 21-17 25'			
24. GUZMAN Solangel	CUB					
25. LEE Eva (2)	USA					

Tournament Statistics

Estadísticas del Torneo / Estatísticas do Torneio

As of 19 JUL 2007

Statistics	Round of 32	Round of 16	Quarter finals	Semifinals	Medal Matches	Total
Number of matches	9	8	4	2	1	24
Number of games	20	17	8	5	2	52
Total points scored	667	605	291	179	74	1816
Total duration time (hours)	3:33	3:32	2:00	1:28	0:40	11:13
Average match duration (minutes)	23'	26'	30'	44'	40'	28'
Longest match duration (minutes)	44' WS9	50' WS13	35' WS20	48' WS24	40' WS25	50' WS13
Shortest match duration (minutes)	13' WS2	17' WS14	25' WS22	40' WS23	40' WS25	13' WS2
Total shuttles used	45	41	23	27	15	151
Average shuttles used per match	5	5.1	5.8	13.5	15	6.3
Penalties (Yellow Card)	0	0	0	0	0	0
Penalties (Red Card)	0	0	0	0	0	0
Penalties (Black Card)	0	0	0	0	0	0
Longest rally (seconds)	37	27	30	36	44	
Longest rally (strokes)	29	21	24	33	36	

Note:

This report is updated ONLY after the end of a round

Legend:

WS Women's Singles

Entry List by Event

Lista de Inscripciones por Evento / Lista de Inscrições por Evento

As of 13 JUL 2007

World Ranking as of 5 JUL 2007	Pair	BWF Number	NOC Code	Date of Birth
	BUGALLO Santiago THOUYARET Tomas		ARG	10 SEP 1985 30 APR 1986
	PADMORE Andre WOOD Kevin		BAR	16 DEC 1982 4 APR 1981
	KUMASAKA Guilherme PARDO Guilherme		BRA	19 FEB 1978 13 OCT 1981
	ARAUJO Lucas VON SCALA Paulo		BRA	28 AUG 1983 2 FEB 1979
	BERES Mike MILROY William		CAN	13 MAY 1973 11 SEP 1980
	ROGERS Joseph SNIDER David		CAN	1 DEC 1988 1 JAN 1988
	HERNANDEZ Alexander GUERRERO Osleni		CUB	27 JUL 1984 18 OCT 1989
	CORDON Kevin RAMIREZ Rodolfo		GUA	28 NOV 1986 31 JUL 1988
	ANGUIANO Erick YANG Pedro		GUA	10 SEP 1977 9 OCT 1976
	MARTIN John MENDEZ Emelio		JAM	21 OCT 1983 23 MAY 1983
	GARRIDO Marco SANCHEZ Salvador		MEX	20 JUN 1990 12 JUL 1984
	AGUILAR Jesus GONZALEZ Jose Luis		MEX	4 DEC 1986 20 MAY 1987
	JIMENO Javier UGAZ Francisco		PER	1 JUN 1985 6 DEC 1984
	SOEROREDJO Virgil WONGSODIKROMO Mitchel		SUR	11 MAR 1985 26 AUG 1985
	PANTIN Kerwyn THOMAS Glendon		TRI	6 AUG 1983 15 JAN 1981
	RAMPERSAD Rahul SEEPAL Anil		TRI	3 OCT 1986 12 JAN 1975
	BACH Howard MALAYTHONG Bob		USA	22 FEB 1979 10 APR 1981
	GO Eric JINADASA Nicholas		USA	12 JAN 1984 2 OCT 1985
Total: 18 Entries				

Note:

All changes are available in INFO

Results Bracket

Resultados de la serie / Resultados - Chave

Round of 32	Round of 16	Quarterfinal	Semifinal	Final
1. BACH Howard/MALAYTHONG Bob (1) USA		BACH/MALAYTHONG 21-9, 21-9 16'	BACH/MALAYTHONG 21-8, 21-6 16'	BACH/MALAYTHONG 21-13, 21-13 20'
2. MARTIN John/MENDEZ Emelio JAM				
3. THOMAS Glendon/PANTIN Kerwyn TRI		THOMAS/PANTIN 21-19, 19-21, 21-12 38'		
4. SNIDER David/ROGERS Joseph CAN				
5. KUMASAKA Guilherme/PARDO Guilherme (3) BRA		KUMASAKA/PARDO 21-16, 21-11	KUMASAKA/PARDO 21-7, 16-21, 21-17 40'	
6. SOEROREDJO Virgil/WONGSODIKROMO Mit SUR				
7. HERNANDEZ Alexander/GUERRERO Osleni CUB		CORDON/RAMIREZ 21-19, 21-12 23'		
8. CORDON Kevin/RAMIREZ Rodolfo GUA	CORDON/RAMIREZ 21-14, 22-24, 21-15 38'			
9. AGUILAR Jesus/GONZALEZ Jose Luis MEX				
10. RAMPERSAD Rahul/SEEPAL Anil TRI	JIMENO/UGAZ 21-15, 21-11 21'			
11. JIMENO Javier/UGAZ Francisco PER		JIMENO/UGAZ 21-7, 21-12 18'		
12. THOUYARET Tomas/BUGALLO Santiago ARG			YANG/ANGUIANO 21-16, 21-18, 0-0 31'	
13. GO Eric/JINADASA Nicholas USA		YANG/ANGUIANO 21-15, 18-21, 21-16 44'		
14. YANG Pedro/ANGUIANO Erick (4) GUA				MILROY/BERES 21-16, 21-14 29'
15. GARRIDO Marco/SANCHEZ Salvador MEX		GARRIDO/SANCHEZ 15-21, 21-15, 21-14 32'		
16. WOOD Kevin/PADMORE Andre BAR				
17. VON SCALA Paulo/ARAUJO Lucas BRA			MILROY/BERES 21-4, 21-10 15'	
18. MILROY William/BERES Mike (2) CAN		MILROY/BERES 21-16, 21-23, 21-19 48'		

Tournament Statistics

Estadísticas del Torneo / Estatísticas do Torneio

As of 18 JUL 2007

Statistics	Round of 32	Round of 16	Quarter finals	Semifinals	Medal Matches	Total
Number of matches	2	8	4	2	1	17
Number of games	5	20	9	4	2	40
Total points scored	185	716	291	140	76	1408
Total duration time (hours)	0:59	3:39	1:42	0:49	0:31	7:40
Average match duration (minutes)	29'	27'	25'	24'	31'	27'
Longest match duration (minutes)	38' MD1	48' MD10	40' MD12	29' MD16	31' MD17	48' MD10
Shortest match duration (minutes)	21' MD2	16' MD3	15' MD14	20' MD15	31' MD17	15' MD14
Total shuttles used	11	67	36	23	8	145
Average shuttles used per match	5.5	8.4	9	11.5	8	8.5
Penalties (Yellow Card)	0	0	0	0	0	0
Penalties (Red Card)	0	0	1	0	0	1
Penalties (Black Card)	0	0	0	0	0	0
Longest rally (seconds)	37	33	27	36	50	
Longest rally (strokes)	41	36	32	41	59	

Note:

This report is updated ONLY after the end of a round

Legend:

MD Men's Doubles

Entry List by Event

Lista de Inscripciones por Evento / Lista de Inscrições por Evento

As of 13 JUL 2007

World Ranking as of 5 JUL 2007	Pair	BWF Number	NOC Code	Date of Birth
	ARIMORI Mariana SILVA Fabiana		BRA	23 MAY 1986 27 JUL 1988
	CRUZ Thayse PEREIRA Paula		BRA	27 JUL 1988 3 MAR 1988
	LOKER Val MACMASTER Sarah		CAN	1 MAY 1980 5 JUL 1983
	McKEE Fiona REID Charmaine		CAN	16 MAY 1985 3 NOV 1973
	HERNANDEZ Maria Lucia SUAREZ Lisandra		CUB	6 AUG 1987 20 OCT 1985
	GUZMAN Solangel MORA Leidys		CUB	21 DEC 1984 14 AUG 1985
	MALDONADO Marlin MICHEO Annelisse		GUA	29 MAR 1985 7 DEC 1976
	MORALES Jessica MORALES Kareen		GUA	6 JAN 1992 6 JAN 1992
	ANGULO Deyanira NUÑEZ YAÑEZ Rossina		MEX	3 MAR 1991 17 JAN 1987
	MONTERO Victoria RANGEL Naty		MEX	25 AUG 1991 10 AUG 1988
	AICARDI CAGIGAO Cristina RIVERO Claudia		PER	14 JAN 1986 28 NOV 1986
	MENG JIN Jie RIVERO Valeria		PER	3 NOV 1981 8 SEP 1984
	BENITO Kesma BLAKE Nekeisha		TRI	12 NOV 1983 17 MAR 1987
	CHEN Kuei Ya SUBANDHI Jamie		USA	8 MAY 1990 15 DEC 1989
	LEE Eva MANGKALAKIRI Mesinee		USA	7 AUG 1986 21 APR 1983
Total: 15 Entries				

Note:

All changes are available in INFO

Results Bracket

Resultados de la serie / Resultados - Chave

Round of 16	Quarterfinal	Semifinal	Final	Winner
<p>1. REID Charmaine/MCKEE Fiona (1) CAN</p>				
<p>2. GUZMAN Solangel/MORA Leidys CUB</p>	<p>GUZMAN/MORA 23-21, 19-21, 21-13 46'</p>	<p>REID/MCKEE 21-12, 22-24, 21-17 55'</p>		
<p>3. AICARDI CAGIGAO Cristina/RIVERO Cla PER</p>	<p>REID/MCKEE 21-18, 22-20 32'</p>			
<p>4. CHEN Kuei Ya/SUBANDHI Jamie USA</p>	<p>CHEN/SUBANDHI 21-8, 21-9 16'</p>	<p>REID/MCKEE 21-18, 22-20 32'</p>		
<p>5. ARIMORI Mariana/SILVA Fabiana BRA</p>	<p>REID/MCKEE 21-18, 22-20 32'</p>			
<p>6. MICHEO Annelisse/MALDONADO Marlin GUA</p>	<p>MICHEO/MALDONADO 21-16, 23-21 25'</p>	<p>REID/MCKEE 21-18, 22-20 32'</p>		
<p>7. ANGULO Devanira/NUÑEZ YAÑEZ Rossina MEX</p>	<p>REID/MCKEE 21-18, 22-20 32'</p>			
<p>8. BENITO Kesma/BLAKE Nekeisha TRI</p>	<p>CRUZ/PEREIRA 21-12, 21-9 24'</p>	<p>REID/MCKEE 21-18, 22-20 32'</p>		
<p>9. CRUZ Thayse/PEREIRA Paula BRA</p>	<p>REID/MCKEE 21-18, 22-20 32'</p>			
<p>10. MENG JIN Jie/RIVERO Valeria PER</p>	<p>MENG JIN/RIVERO 21-16, 14-21, 21-17 44'</p>	<p>REID/MCKEE 21-18, 22-20 32'</p>		
<p>11. HERNANDEZ Maria Lucia/SUAREZ Lisand CUB</p>	<p>REID/MCKEE 21-18, 22-20 32'</p>			
<p>12. MORALES Jessica/MORALES Kareen GUA</p>	<p>MONTERO/RANGEL 21-6, 21-9 18'</p>	<p>REID/MCKEE 21-18, 22-20 32'</p>		
<p>13. MONTERO Victoria/RANGEL Naty MEX</p>	<p>REID/MCKEE 21-18, 22-20 32'</p>			
<p>14. LOKER Val/MACMASTER Sarah CAN</p>	<p>LEE/MANGKALAKIRI 21-18, 21-18 29'</p>	<p>REID/MCKEE 21-18, 22-20 32'</p>		
<p>15. LEE Eva/MANGKALAKIRI Mesinee (2) USA</p>	<p>REID/MCKEE 21-18, 22-20 32'</p>			
<p>Gold Medal Match</p>				<p>LEE/MANGKALAKIRI 21-14, 21-15 35'</p>

Tournament Statistics

Estadísticas del Torneo / Estatísticas do Torneio

As of 18 JUL 2007

Statistics	Round of 16	Quarter finals	Semifinals	Medal Matches	Total
Number of matches	7	4	2	1	14
Number of games	16	9	4	2	31
Total points scored	566	330	143	71	1110
Total duration time (hours)	3:22	2:03	0:52	0:35	6:52
Average match duration (minutes)	28'	30'	26'	35'	29'
Longest match duration (minutes)	46' WD1	55' WD8	32' WD12	35' WD14	55' WD8
Shortest match duration (minutes)	16' WD2	21' WD11	20' WD13	35' WD14	16' WD2
Total shuttles used	33	37	9	10	89
Average shuttles used per match	4.7	9.3	4.5	10	6.4
Penalties (Yellow Card)	0	0	0	0	0
Penalties (Red Card)	0	0	0	0	0
Penalties (Black Card)	0	0	0	0	0
Longest rally (seconds)	48	46	41	56	
Longest rally (strokes)	54	41	44	43	

Note:

This report is updated ONLY after the end of a round

Legend:

WD Women's Doubles

Entry List by Event

Lista de Inscripciones por Evento / Lista de Inscrições por Evento

As of 13 JUL 2007

World Ranking as of 5 JUL 2007	Pair	BWF Number	NOC Code	Date of Birth
	WATSON Shari WOOD Kevin		BAR	4 MAR 1986 4 APR 1981
	CRUZ Thayse ARAUJO Lucas		BRA	27 JUL 1988 28 AUG 1983
	SILVA Fabiana KUMASAKA Guilherme		BRA	27 JUL 1988 19 FEB 1978
	McKEE Fiona MILROY William		CAN	16 MAY 1985 11 SEP 1980
	LOKER Val BERES Mike		CAN	1 MAY 1980 13 MAY 1973
	VILLEGAS Natalia MUJICA Esteban		CHI	16 APR 1983 26 DEC 1985
	GUZMAN Solangel HERNANDEZ Alexander		CUB	21 DEC 1984 27 JUL 1984
	MORA Leidys GUERRERO Osleni		CUB	14 AUG 1985 18 OCT 1989
	ARCE Maria ZAMBRANO Santiago		ECU	6 OCT 1987 4 JAN 1991
	RANGEL Naty GONZALEZ Jose Luis		MEX	10 AUG 1988 20 MAY 1987
	NUÑEZ YAÑEZ Rossina AGUILAR Jesus		MEX	17 JAN 1987 4 DEC 1986
	RIVERO Claudia PACHECO Rodrigo		PER	28 NOV 1986 14 JAN 1983
	RIVERO Valeria CORPANCHO Andres		PER	8 SEP 1984 1 DEC 1984
	BLAKE Nekeisha PANTIN Kerwyn		TRI	17 MAR 1987 6 AUG 1983
	BENITO Kesma THOMAS Glendon		TRI	12 NOV 1983 15 JAN 1981
	MANGKALAKIRI Mesinee MALAYTHONG Bob		USA	21 APR 1983 10 APR 1981
	LEE Eva BACH Howard		USA	7 AUG 1986 22 FEB 1979
Total: 17 Entries				

Note:

All changes are available in INFO

Results Bracket

Resultados de la serie / Resultados - Chave

Round of 32	Round of 16	Quarterfinal	Semifinal	Final
1. LEE Eva/BACH Howard (1) USA		LEE/BACH 21-15, 21-13 20'		
2. MORA Leidys/GUERRERO Osleni CUB			LEE/BACH 21-18, 21-18 24'	
3. MCKEE Fiona/MILROY William CAN		MCKEE/MILROY 25-23, 21-10 20'		
4. CRUZ Thayse/ARAUJO Lucas BRA				LEE/BACH 21-13, 21-13 23'
5. RIVERO Claudia/PACHECO Rodrigo (3) PER		RIVERO/PACHECO 21-6, 21-12 16'		
6. ARCE Maria/ZAMBRANO Santiago ECU			RIVERO/PACHECO 21-10, 21-10 17'	
7. NUÑEZ Rossina/AGUILAR Jesus MEX		NUÑEZ/AGUILAR 21-12, 21-18 19'		
8. BLAKE Nekeisha/PANTIN Kerwyn TRI				Gold Medal Match LEE/BACH 21-19, 21-16 32'
9. RIVERO Valeria/CORPANCHO Andres PER	RIVERO/CORPANCHO 22-24, 21-11, 21-18 35'			
10. SILVA Fabiana/KUMASAKA Guilherme BRA		RIVERO/CORPANCHO 21-16, 24-22 23'		
11. RANGEL Naty/GONZALEZ Jose Luis MEX			MANGKALAKIRI/MALAYT. 21-13, 21-18 19'	
12. GUZMAN Solangel/HERNANDEZ Alexander CUB		MANGKALAKIRI/MALAYT. 21-16, 21-12 20'		
13. MANGKALAKIRI Mesinee/MALAYTHONG Bob (4) USA				LOKER/BERES 22-20, 19-21, 21-18 57'
14. VILLEGAS Natalia/MUJICA Esteban CHI		BENITO/THOMAS 21-18, 21-15 22'		
15. BENITO Kesma/THOMAS Glendon TRI			LOKER/BERES 21-11, 21-8 17'	
16. WATSON Shari/WOOD Kevin BAR		LOKER/BERES 21-3, 21-12 15'		
17. LOKER Val/BERES Mike (2) CAN				

Tournament Statistics

Estadísticas del Torneo / Estatísticas do Torneio

As of 19 JUL 2007

Statistics	Round of 32	Round of 16	Quarter finals	Semifinals	Medal Matches	Total
Number of matches	1	8	4	2	1	16
Number of games	3	16	8	5	2	34
Total points scored	117	566	274	189	77	1223
Total duration time (hours)	0:35	2:35	1:17	1:20	0:32	6:19
Average match duration (minutes)	35'	19'	19'	40'	32'	23'
Longest match duration (minutes)	35' XD1	23' XD6	24' XD10	57' XD15	32' XD16	57' XD15
Shortest match duration (minutes)	35' XD1	15' XD9	17' XD13	23' XD14	32' XD16	15' XD9
Total shuttles used	6	34	18	14	7	79
Average shuttles used per match	6	4.3	4.5	7	7	4.9
Penalties (Yellow Card)	0	0	0	0	0	0
Penalties (Red Card)	0	0	0	0	0	0
Penalties (Black Card)	0	0	0	0	0	0
Longest rally (seconds)	23	45	20	28	35	
Longest rally (strokes)	17	25	22	29	42	

Note:

This report is updated ONLY after the end of a round

Legend:

XD Mixed Doubles

Results Summary

Resumen de resultados / Resumo dos Resultados

SAT 14 JUL 2007

Event	Round	Match Number	Match	Match	Result	Duration	
MS	R/32	MS1	YANG Pedro (GUA)	bt	THOUYARET Tomas (ARG)	21-8, 21-8	19'
	R/32	MS2	PANTIN Kerwyn (TRI)	bt	WOOD Kevin (BAR)	21-8, 21-8	19'
	R/32	MS3	BERES Mike (CAN)	bt	VON SCALA Paulo (BRA)	21-13, 21-19	30'
	R/32	MS4	GONZALEZ Jose Luis (MEX)	bt	MARTIN John (JAM)	21-11, 21-6	18'
	R/32	MS5	PACHECO Rodrigo (PER)	bt	WONGSODIKROMO Mitchel (SUR)	21-14, 21-11	23'
	R/32	MS6	HERNANDEZ Alexander (CUB)	bt	MUJICA Esteban (CHI)	21-19, 21-13	21'
	R/32	MS7	JINADASA Nicholas (USA)	bt	ZAMBRANO Santiago (ECU)	21-14, 21-5	17'
	R/32	MS8	SNIDER David (CAN)	bt	THOMAS Glendon (TRI)	21-10, 21-9	18'
	R/32	MS9	ARAUJO Lucas (BRA)	bt	JIMENO Javier (PER)	21-16, 17-21, 21-13	51'
	R/32	MS10	ANGUIANO Erick (GUA)	bt	ROGERS Joseph (CAN)	21-15, 21-4	25'
	R/32	MS11	SANCHEZ Salvador (MEX)	bt	SEEPAL Anil (TRI)	21-17, 21-12	32'
	R/32	MS12	CORDON Kevin (GUA)	bt	AGUILAR Jesus (MEX)	17-21, 21-16, 21-10	35'
	R/32	MS13	BUGALLO Santiago (ARG)	bt	MENDEZ Emelio (JAM)	21-16, 22-20	27'
	R/32	MS14	GUERRERO Osleni (CUB)	bt	CORPANCHO Andres (PER)	21-15, 21-17	
	R/32	MS15	PARDO Guilherme (BRA)	bt	PADMORE Andre (BAR)	21-13, 21-12	21'
	R/32	MS16	GO Eric (USA)	bt	SOEROREDJO Virgil (SUR)	21-6, 21-8	
WS	R/32	WS1	()	bt	ARIMORI Mariana (BRA)		
	R/32	WS2	SILVA Fabiana (BRA)	bt	MORALES Kareen (GUA)	21-10, 21-8	13'
	R/32	WS3	MALDONADO Marlin (GUA)	bt	SUAREZ Lisandra (CUB)	21-13, 16-21, 21-13	34'
	R/32	WS4	WATSON Shari (BAR)	bt	BLAKE Nekeisha (TRI)	21-17, 21-12	21'
	R/32	WS5	SUBANDHI Jamie (USA)	bt	MENG JIN Jie (PER)	21-15, 21-16	25'
	R/32	WS6	RANGEL Naty (MEX)	bt	BENITO Kesma (TRI)	21-14, 21-10	20'
	R/32	WS7	MORA Leidys (CUB)	bt	MICHEO Annelisse (GUA)	21-5, 21-16	22'
	R/32	WS8	ANGULO Deyanira (MEX)	bt	VILLEGAS Natalia (CHI)	21-16, 21-14	17'
	R/32	WS9	AICARDI CAGIGAO Cristina (PER)	bt	CHEN Kuei Ya (USA)	10-21, 21-14, 21-19	44'
	R/32	WS10	GUZMAN Solangel (CUB)	bt	ARCE Maria (ECU)	21-2, 21-7	17'
XD	R/32	XD1	CORPANCHO Andres (PER)	bt	KUMASAKA Guilherme (BRA)	22-24, 21-11, 21-18	35'
	R/16	XD2	LEE Eva (USA)	bt	GUERRERO Osleni (CUB)	21-15, 21-13	20'
	R/16	XD3	McKEE Fiona (CAN)	bt	ARAUJO Lucas (BRA)	25-23, 21-10	20'
	R/16	XD4	PACHECO Rodrigo (PER)	bt	ARCE Maria (ECU)	21-6, 21-12	16'
	R/16	XD5	AGUILAR Jesus (MEX)	bt	PANTIN Kerwyn (TRI)	21-12, 21-18	19'

Results Summary

Resumen de resultados / Resumo dos Resultados

SAT 14 JUL 2007

Event	Round	Match Number	Match		Result	Duration
XD	R/16	XD6	RIVERO Valeria CORPANCHO Andres	(PER) bt	GONZALEZ Jose Luis RANGEL Naty	(MEX) 21-16, 24-22 23'
	R/16	XD7	MANGKALAKIRI Mesinee MALAYTHONG Bob	(USA) bt	GUZMAN Solangel HERNANDEZ Alexander	(CUB) 21-16, 21-12 20'
	R/16	XD8	THOMAS Glendon BENITO Kesma	(TRI) bt	MUJICA Esteban VILLEGAS Natalia	(CHI) 21-18, 21-15 22'
	R/16	XD9	BERES Mike LOKER Val	(CAN) bt	WATSON Shari WOOD Kevin	(BAR) 21-3, 21-12 15'

Legend:

MS Men's Singles **R/16** Round of 16 **R/32** Round of 32 **WS** Women's Singles **XD** Mixed Doubles

Results Summary

Resumen de resultados / Resumo dos Resultados

SUN 15 JUL 2007

Event	Round	Match Number	Match	Match	Result	Duration	
MS	R/16	MS17	YANG Pedro (GUA)	bt	PANTIN Kerwyn (TRI)	21-7, 21-10	23'
	R/16	MS18	BERES Mike (CAN)	bt	GONZALEZ Jose Luis (MEX)	23-21, 19-21, 21-15	46'
	R/16	MS19	PACHECO Rodrigo (PER)	bt	HERNANDEZ Alexander (CUB)	21-11, 17-21, 21-19	46'
	R/16	MS20	SNIDER David (CAN)	bt	JINADASA Nicholas (USA)	21-14, 21-16	25'
	R/16	MS21	ANGUIANO Erick (GUA)	bt	ARAUJO Lucas (BRA)	18-21, 21-16, 21-17	50'
	R/16	MS22	CORDON Kevin (GUA)	bt	SANCHEZ Salvador (MEX)	21-10, 21-13	23'
	R/16	MS23	GUERRERO Osleni (CUB)	bt	BUGALLO Santiago (ARG)	21-6, 21-12	19'
	R/16	MS24	GO Eric (USA)	bt	PARDO Guilherme (BRA)	21-16, 21-17	36'
WS	R/16	WS11	REID Charmaine (CAN)	bt	ARIMORI Mariana (BRA)	21-3, 21-15	26'
	R/16	WS12	MONTERO Victoria (MEX)	bt	SILVA Fabiana (BRA)	21-14, 21-19	27'
	R/16	WS13	RIVERO Claudia (PER)	bt	MALDONADO Marlin (GUA)	20-22, 21-13, 21-16	50'
	R/16	WS14	SUBANDHI Jamie (USA)	bt	WATSON Shari (BAR)	21-14, 21-11	17'
	R/16	WS15	MORA Leidys (CUB)	bt	RANGEL Naty (MEX)	21-17, 21-11	23'
	R/16	WS16	MACMASTER Sarah (CAN)	bt	ANGULO Deyanira (MEX)	21-14, 21-16	25'
	R/16	WS17	PEREIRA Paula (BRA)	bt	AICARDI CAGIGAO Cristina (PER)	23-21, 21-15	23'
	R/16	WS18	LEE Eva (USA)	bt	GUZMAN Solangel (CUB)	21-14, 21-12	21'
MD	R/32	MD1	RAMIREZ Rodolfo (GUA)	bt	GONZALEZ Jose Luis (MEX)	21-14, 22-24, 21-15	38'
	R/32	MD2	UGAZ Francisco (PER)	bt	SEEPAL Anil (TRI)	21-15, 21-11	21'
	R/16	MD3	BACH Howard (USA)	bt	MARTIN John (JAM)	21-9, 21-9	16'
	R/16	MD4	PANTIN Kerwyn (TRI)	bt	ROGERS Joseph (CAN)	21-19, 19-21, 21-12	38'
	R/16	MD5	KUMASAKA Guilherme (BRA)	bt	SOEROREDJO Virgil (SUR)	21-16, 21-11	
	R/16	MD6	CORDON Kevin (GUA)	bt	HERNANDEZ Alexander (CUB)	21-19, 21-12	23'
	R/16	MD7	JIMENO Javier (PER)	bt	BUGALLO Santiago (ARG)	21-7, 21-12	18'
	R/16	MD8	ANGUIANO Erick (GUA)	bt	GO Eric (USA)	21-15, 18-21, 21-16	44'
	R/16	MD9	GARRIDO Marco (MEX)	bt	PADMORE Andre (BAR)	15-21, 21-15, 21-14	32'
	R/16	MD10	BERES Mike (CAN)	bt	ARAUJO Lucas (BRA)	21-16, 21-23, 21-19	48'

Results Summary

Resumen de resultados / Resumo dos Resultados

SUN 15 JUL 2007

Event	Round	Match Number	Match		Result	Duration
WD	R/16	WD1	MORA Leidys GUZMAN Solangel	(CUB) bt	AICARDI CAGIGAO Cristina RIVERO Claudia (PER)	23-21, 19-21, 21-13 46'
	R/16	WD2	SUBANDHI Jamie CHEN Kuei Ya	(USA) bt	ARIMORI Mariana SILVA Fabiana (BRA)	21-8, 21-9 16'
	R/16	WD3	MALDONADO Marlin MICHEO Annelisse	(GUA) bt	NUÑEZ YAÑEZ Rossina ANGULO Deyanira (MEX)	21-16, 23-21 25'
	R/16	WD4	CRUZ Thayse PEREIRA Paula	(BRA) bt	BLAKE Nekeisha BENITO Kesma (TRI)	21-12, 21-9 24'
	R/16	WD5	RIVERO Valeria MENG JIN Jie	(PER) bt	SUAREZ Lisandra HERNANDEZ Maria Lucia (CUB)	21-16, 14-21, 21-17 44'
	R/16	WD6	RANGEL Naty MONTERO Victoria	(MEX) bt	MORALES Jessica MORALES Kareen (GUA)	21-6, 21-9 18'
	R/16	WD7	MANGKALAKIRI Mesinee LEE Eva	(USA) bt	LOKER Val MACMASTER Sarah (CAN)	21-18, 21-18 29'

Legend:

MD Men's Doubles **MS** Men's Singles **R/16** Round of 16 **R/32** Round of 32 **WD** Women's Doubles
WS Women's Singles

Results Summary

Resumen de resultados / Resumo dos Resultados

MON 16 JUL 2007

Event	Round	Match Number	Match	Match	Result	Duration
MS	QF	MS25	BERES Mike (CAN)	bt	YANG Pedro (GUA)	17-21, 21-8, 21-14 54'
	QF	MS26	PACHECO Rodrigo (PER)	bt	SNIDER David (CAN)	21-17, 21-11 31'
	QF	MS27	CORDON Kevin (GUA)	bt	ANGUIANO Erick (GUA)	21-12, 21-19 33'
	QF	MS28	GO Eric (USA)	bt	GUERRERO Osleni (CUB)	21-15, 21-19 32'
WS	QF	WS19	REID Charmaine (CAN)	bt	MONTERO Victoria (MEX)	21-17, 21-9 30'
	QF	WS20	RIVERO Claudia (PER)	bt	SUBANDHI Jamie (USA)	21-18, 24-22 35'
	QF	WS21	MACMASTER Sarah (CAN)	bt	MORA Leidys (CUB)	21-15, 21-17 30'
	QF	WS22	LEE Eva (USA)	bt	PEREIRA Paula (BRA)	21-5, 21-17 25'
MD	QF	MD11	BACH Howard (USA) MALAYTHONG Bob	bt	PANTIN Kerwyn (TRI) THOMAS Glendon	21-8, 21-6 16'
	QF	MD12	KUMASAKA Guilherme (BRA) PARDO Guilherme	bt	CORDON Kevin (GUA) RAMIREZ Rodolfo	21-7, 16-21, 21-17 40'
	QF	MD13	ANGUIANO Erick (GUA) YANG Pedro	bt	JIMENO Javier (PER) UGAZ Francisco	21-16, 21-18 31'
	QF	MD14	BERES Mike (CAN) MILROY William	bt	GARRIDO Marco (MEX) SANCHEZ Salvador	21-4, 21-10 15'
WD	QF	WD8	McKEE Fiona (CAN) REID Charmaine	bt	GUZMAN Solangel (CUB) MORA Leidys	21-12, 22-24, 21-17 55'
	QF	WD9	CHEN Kuei Ya (USA) SUBANDHI Jamie	bt	MALDONADO Marlin (GUA) MICHEO Annelisse	21-14, 21-18 24'
	QF	WD10	MENG JIN Jie (PER) RIVERO Valeria	bt	CRUZ Thayse (BRA) PEREIRA Paula	21-18, 21-11 23'
	QF	WD11	LEE Eva (USA) MANGKALAKIRI Mesinee	bt	MONTERO Victoria (MEX) RANGEL Naty	21-8, 21-18 21'
XD	QF	XD10	LEE Eva (USA) BACH Howard	bt	McKEE Fiona (CAN) MILROY William	21-18, 21-18 24'
	QF	XD11	RIVERO Claudia (PER) PACHECO Rodrigo	bt	NUÑEZ YAÑEZ Rossina (MEX) AGUILAR Jesus	21-10, 21-10 17'
	QF	XD12	MANGKALAKIRI Mesinee (USA) MALAYTHONG Bob	bt	RIVERO Valeria (PER) CORPANCHO Andres	21-13, 21-18 19'
	QF	XD13	LOKER Val (CAN) BERES Mike	bt	BENITO Kesma (TRI) THOMAS Glendon	21-11, 21-8 17'

Legend:

MD Men's Doubles **MS** Men's Singles **QF** Quarterfinal **WD** Women's Doubles **WS** Women's Singles
XD Mixed Doubles

Results Summary

Resumen de resultados / Resumo dos Resultados

TUE 17 JUL 2007

Event	Round	Match Number	Match	Match	Result	Duration
MS	SF	MS29	BERES Mike (CAN)	bt	PACHECO Rodrigo (PER)	17-21, 21-13, 21-19 54'
	SF	MS30	CORDON Kevin (GUA)	bt	GO Eric (USA)	18-21, 21-13, 21-16 50'
WS	SF	WS23	REID Charmaine (CAN)	bt	RIVERO Claudia (PER)	21-10, 21-19 40'
	SF	WS24	LEE Eva (USA)	bt	MACMASTER Sarah (CAN)	21-16, 14-21, 21-15 48'
MD	SF	MD15	BACH Howard (USA) MALAYTHONG Bob	bt	KUMASAKA Guilherme (BRA) PARDO Guilherme	21-13, 21-13 20'
	SF	MD16	BERES Mike (CAN) MILROY William	bt	ANGUIANO Erick (GUA) YANG Pedro	21-16, 21-14 29'
WD	SF	WD12	McKEE Fiona (CAN) REID Charmaine	bt	CHEN Kuei Ya (USA) SUBANDHI Jamie	21-18, 22-20 32'
	SF	WD13	LEE Eva (USA) MANGKALAKIRI Mesinee	bt	MENG JIN Jie (PER) RIVERO Valeria	21-9, 21-11 20'
XD	SF	XD14	LEE Eva (USA) BACH Howard	bt	RIVERO Claudia (PER) PACHECO Rodrigo	21-13, 21-13 23'
	SF	XD15	LOKER Val (CAN) BERES Mike	bt	MANGKALAKIRI Mesinee (USA) MALAYTHONG Bob	22-20, 19-21, 21-18 57'

Legend:

MD Men's Doubles **MS** Men's Singles **SF** Semifinals **WD** Women's Doubles **WS** Women's Singles
XD Mixed Doubles



Riocentro 4B
RioCentro 4B
RioCentro 4B

Badminton
Badminton / Badminton

Results Summary

Resumen de resultados / Resumo dos Resultados

WED 18 JUL 2007

Event	Round	Match Number	Match	Result	Duration
MD	F	MD17	BERES Mike MILROY William (CAN) bt BACH Howard MALAYTHONG Bob (USA)	22-20, 21-13	31'
WD	F	WD14	LEE Eva MANGKALAKIRI Mesinee (USA) bt McKEE Fiona REID Charmaine (CAN)	21-14, 21-15	35'

Legend:

F Final MD Men's Doubles WD Women's Doubles



Riocentro 4B
Riocentro 4B
Riocentro 4B

Badminton
Badminton / Badminton

Results Summary

Resumen de resultados / Resumo dos Resultados

THU 19 JUL 2007

Event	Round	Match Number	Match	Match	Result	Duration
MS	F	MS31	BERES Mike (CAN)	bt	CORDON Kevin (GUA)	13-21, 21-11, 21-10 50'
WS	F	WS25	LEE Eva (USA)	bt	REID Charmaine (CAN)	21-14, 21-18 40'
XD	F	XD16	LEE Eva BACH Howard	(USA) bt	LOKER Val BERES Mike	(CAN) 21-19, 21-16 32'

Legend:

F Final MS Men's Singles WS Women's Singles XD Mixed Doubles

Beisebol
Béisbol
Baseball



Medallist

Medallistas / Medalhistas

GOLD	SILVER	BRONZE	BRONZE
CUB-CUBA	USA-UNITED STATES	MEX-MEXICO	NCA-NICARAGUA
1 DUVERGEL Giorvis	4 ROMANSKI Josh	2 DIAZ ADAME Rafael	6 AVELLAN Jorge Luis
2 PARET Eduardo	5 FLAHERTY Ryan	3 SANDOVAL Jose Luis	7 GUIDO Sandor
3 NAVAS Luis Miguel	6 KIESCHNICK Roger	6 RIVERA RUIZ Oscar	8 SAENZ MORALES Jose Luis
5 SANCHEZ Eriel	7 SATTERWHITE Cody	7 TERRAZAS MAGAÑA Ivan	9 GALEANO Larry Francisco
8 PESTANO Ariel	8 ESPINOSA Danny	10 GARCIA AGUAYO Gustavo	10 GARCIA Yasmir Antonio
10 GOURRIEL Yuliesky	9 MERCER Jordy	12 GIL REYES Geronimo	11 TALAVERA Eddy Orland
14 URGELLES Yoandry	10 SMOAK Justin	13 GARCIA Luis Alfonso	12 CARDOZE Norman Rene
16 PALMA Adiel	11 FORSYTHE Logan	16 CAMPILLO Jorge	15 LOPEZ Edgard Roberto
20 VERA Norge Luis	14 HUNTER Brett	19 ESPINOZA Efren	19 SOTELO Danilo Francisco
21 RAMIREZ Alexei	15 DANKS Jordan	20 CAMPOS Francisco	22 HERNANDEZ Armando de Jesus
24 CEPEDA Frederich	17 MATUSZ Brian	23 SUAREZ Luis Mauricio	24 LOAISIGA PALMA Hesse Estaly
32 GONZALEZ Norberto	18 MEDICA Tommy	24 VALDEZ Mario Alejandro	26 RAUDES Julio Cesar
45 MARTINEZ Jonder	24 THOMPSON Jacob	25 RAMIREZ SANCHEZ Roberto	29 RIVAS Justo Cesar
51 CESPEDES Yoennis	25 ALVAREZ Pedro	26 TEQUIDA MIRANDA Mauricio	31 RAYO ROJAS Pedro Wilder
52 CHAPMAN de la CRUZ Aroldis	28 BERRY Ryan	28 MUÑOZ Noe de Jesus	45 PINEDA Jairo Ramon
64 SANCHEZ Elier	34 WALLACE Brett	30 GIL AGUILAR Benjamin	46 MAIRENA Oswaldo Antonio
65 MAYETA Alexander	35 PARAMORE Petey	33 ORTEGA Pablo Javier	47 PORTOBANCO Luz de Jesús
76 URRUTIA Osmani	36 KELLY Joe	56 LEONEZ SILVA Jose	59 ROA MIRANDA Jenrry Antonio
97 MAYA Yunieski	40 LYNN Lance		61 MENA Sergio Antonio
99 LAZO Pedro Luis	44 ROSS Tyson		91 PEREZ Jose Esteban

Legend:

(C) Captain

BASED ON IBAF REGULATION THE BRONZE MEDALS WILL BE GRANTED TO MEXICO AND NICARAGUA.



Baseball

Béisbol / Beisebol

Official Communication

Comunicación Oficial / Comunicação Oficial

A todos los delegados de equipos de Beisbol

1. Queremos comunicarles que de acuerdo a lo discutido y aprobado en la reunion técnica de Beisbol el sistema de desempate de esta competencia queda redactada de la siguiente forma:

Artículo C.11.1.

Inciso (b) El menor número de carreras permitidas entre los equipos empatados. El resto del articulado se mantiene como se plasma en el Reglamento de Competencia de la I.B.A.F.

2. Que por no poder utilizar el alumbrado del terreno #1 y por razones técnicas y de seguridad, se establece el presente calendario, aprobado por el Comité Organizador y la Dirección del Torneo (Adjunto):

3. Que el juego celebrado entre Venezuela y México. El día 14 de julio en el terreno #1, que quedo empatado a dos carreras en 9 entradas, será jugado en el punto exacto en que se suspendió, el día 17 en el campo #1, 30 minutos después de terminado el partido entre E. U. A. – BRASIL 9 (Artículo. C 9.3 del reglamento IBAF.)

Issued by: Technical Commissioner
Time: 13:30
Date: 15/07/2007

This decision affects:

RESULTS
SCHEDULE
OTHER

x
x



Baseball

Béisbol / Beisebol

Official Communication

Comunicación Oficial / Comunicação Oficial

A todos los delegados del equipo de Beisbol

1. Queremos comunicarles que hemos recibido una nota del Equipo de México, en la cual nos informa que los jugadores GASTELUM OCHOA CARLOS ALBERTO Y VAZQUEZ ANDRADE JORGE ALBERTO han sido dados de bajas por presentar problemas personales por lo cual han regresado a México.

Issued by: Technical Commissioner
Time: 09:05
Date: 16/07/2007

This decision affects:

RESULTS
SCHEDULE
OTHER

x
x
x



Baseball

Béisbol / Beisebol

Official Communication

Comunicación Oficial / Comunicação Oficial

A todos los delegados de Béisbol de los Juegos Panamericanos.

Queremos informar por medio del presente comunicado :

1º. Que el partido correspondiente al tercer lugar entre México y Nicaragua, no se efectuará por razones de la partida del equipo de México. Lo que implica aplicar el reglamento de la IBAF, sobre la alternativa de decisión de los lugares.

Issued by:	Technical Commissioner	This decision affects:	RESULTS	<input checked="" type="checkbox"/>
Time:	11:15		SCHEDULE	<input checked="" type="checkbox"/>
Date:	19/07/2007		OTHER	<input checked="" type="checkbox"/>



Baseball

Béisbol / Beisebol

Official Communication

Comunicación Oficial / Comunicação Oficial

A todos los delegados de Béisbol de los Juegos Panamericanos.

Queremos informar por medio del presente comunicado :

1º. Que el partido correspondiente al tercer lugar entre México y Nicaragua, no se efectuará por razones de la partida del equipo de México. Lo que implica aplicar el reglamento de la IBAF, sobre la alternativa de decisión de los lugares.

Issued by:	Technical Commissioner	This decision affects:	RESULTS	<input checked="" type="checkbox"/>
Time:	11:15		SCHEDULE	<input checked="" type="checkbox"/>
Date:	19/07/2007		OTHER	<input checked="" type="checkbox"/>



Official Communication

Comunicación Oficial / Comunicação Oficial

A todos los delegados de Béisbol de los Juegos Panamericanos.

Queremos informar por medio del presente comunicado que:

1. Por razones de la inclemencia del tiempo no se puede efectuar el partido correspondiente a la final del torneo de béisbol a efectuarse el 19 de julio del 2007.
2. De acuerdo con el reglamento de las competiciones oficiales de la IBAF, Normas Técnicas Organizativas, acápite **C12 (DETERMINACIÓN ALTERNATIVA DEL CAMPEÓN)**, inciso a, establece que en caso de lluvia, y si no es posible completar la ronda final, se seguirá lo siguiente:
Si la lluvia impide el juego de la ronda final del campeonato, se usará un día extra para permitir a los dos que terminaron en las dos primeras posiciones de la(s) fase(s) preliminar(es), jugar un encuentro por el título.
3. En tal sentido la Comisión Técnica resuelve que el partido por la medalla de oro entre los equipos de Cuba y USA se efectuará el día 20 de Julio del 2007 a las 9:00 AM en el terreno # 1.

Issued by: Technical Commission
Time: 12:15
Date: 19 07 2007

This decision affects:

RESULTS
SCHEDULE
OTHER

X
X
X



Official Communication

Comunicación Oficial / Comunicação Oficial

A todos los delegados de Béisbol de los Juegos Panamericanos.

Queremos informar por medio del presente comunicado que:

1. Por razones de la inclemencia del tiempo no se puede efectuar el partido correspondiente a la final del torneo de béisbol a efectuarse el 19 de julio del 2007.
2. De acuerdo con el reglamento de las competiciones oficiales de la IBAF, Normas Técnicas Organizativas, acápite **C12 (DETERMINACIÓN ALTERNATIVA DEL CAMPEÓN)**, inciso a, establece que en caso de lluvia, y si no es posible completar la ronda final, se seguirá lo siguiente:
Si la lluvia impide el juego de la ronda final del campeonato, se usará un día extra para permitir a los dos que terminaron en las dos primeras posiciones de la(s) fase(s) preliminar(es), jugar un encuentro por el título.
3. En tal sentido la Comisión Técnica resuelve que el partido por la medalla de oro entre los equipos de Cuba y USA se efectuará el día 20 de Julio del 2007 a las 9:00 AM en el terreno # 1.

Issued by: Technical Commission
Time: 12:15
Date: 19 07 2007

This decision affects:

RESULTS
SCHEDULE
OTHER

X
X
X

Best Pitchers

Mejores Lanzadores / Melhores Arremessadores

As of 20 JUL 2007 at 11:52

INCLUDING COMPLETED GAME 19

EARNED RUN AVERAGE LEADERS

(Minimum of 0.8 innings pitched for each games played by team)

Rank	Player	Team	Group	L/R	BF	IP	H	R	ER	ERA
1	CAMPILLO Jorge	MEX	B	R	31	9.0	3	-	-	0.00
2	HERNANDEZ Armando de Jesus	NCA	A	R	33	8.1	4	-	-	0.00
3	LAZO Pedro Luis	CUB	B	R	24	7.0	2	-	-	0.00
4	VARGAS Martin	DOM	A	R	16	5.0	3	-	-	0.00
5	MARTINEZ Oscar	VEN	B	R	16	4.2	2	-	-	0.00
6	OGANDO Alexis	DOM	A	R	20	4.1	3	2	-	0.00
6	YEPEZ Jesus	VEN	B	L	20	4.1	2	3	-	0.00
8	OJIMA Kleber	BRA	A	R	11	3.2	-	-	-	0.00
9	GUANCHES Algimiro	VEN	B	L	13	3.0	2	1	-	0.00
9	PICOTA Lenin	PAN	B	R	14	3.0	2	2	-	0.00

WIN/LOSS LEADERS

Rank	Player	Team	Group	L/R	GP	IP	W	L	W/L%
1	PALMA Adiel	CUB	B	L	2	13.2	2	-	1.000
2	CAMPILLO Jorge	MEX	B	R	1	9.0	1	-	1.000
3	ROSS Tyson	USA	A	R	2	8.2	1	-	1.000
4	HERNANDEZ Armando de Jesus	NCA	A	R	1	8.1	1	-	1.000
5	LAZO Pedro Luis	CUB	B	R	3	7.0	1	-	1.000
5	LYNN Lance	USA	A	R	1	7.0	1	-	1.000
7	GOMEZ Miguel	PAN	B	R	2	6.2	1	-	1.000
8	MATUSZ Brian	USA	A	L	1	6.1	1	-	1.000
9	TELLO Rodrigo	PAN	B	R	1	6.0	1	-	1.000
9	YAMADA Claudio	BRA	A	R	2	6.0	1	-	1.000

STRIKEOUT LEADERS

Rank	Player	Team	Group	L/R	SO
1	PALMA Adiel	CUB	B	L	19
2	ROSS Tyson	USA	A	R	10
3	LAZO Pedro Luis	CUB	B	R	9
4	SANCHEZ Elier	CUB	B	L	7
5	CAMPOS Francisco	MEX	B	R	7
6	CAMPILLO Jorge	MEX	B	R	6
7	DIAZ ADAME Rafael	MEX	B	R	5
8	RAMIREZ SANCHEZ Roberto	MEX	B	L	5
9	BELTRE Omar	DOM	A	R	5
9	PEREZ Jose Esteban	NCA	A	L	5

Note: Determination of rankings:

ERA leaders: Earned run average (ascending),innings pitched (descending).

Win/loss leaders: Win/loss percentage (descending),number of wins (descending),innings pitched (descending).

Strikeouts leaders: Strikeouts (descending),innings pitched (ascending).

Legend:

BF Batters faced
H Hits
R Runs

ER Earned runs
IP Innings pitched
SO Strikeouts

ERA Earned run average
L Games lost
W Games won

GP Games pitched
L/R Left or right handed
W/L% Win/Loss percentage

Best Fielders

Mejores Jardineros / Melhores Defensores

As of 20 JUL 2007 at 11:52

INCLUDING COMPLETED GAME 19

PITCHER

(Minimum Innings Pitched equals to Games played by Team)

Rk	Player	Team	Gr	GP	IP	PO	A	E	DP	FLD%
1	ROSS Tyson	USA	A	2	8.2	4	3	-	-	1.000
2	CAMPOS Francisco	MEX	B	2	12.1	-	5	-	-	1.000
2	TELLO Rodrigo	PAN	B	1	6.0	1	4	-	-	1.000
2	VERA Norge Luis	CUB	B	1	5.2	-	5	-	-	1.000

There are 2 players tied with 1.000

CATCHER

(Minimum 1/2 of Games played by Team)

Rk	Player	Team	Gr	GP	IP	PO	A	E	DP	FLD%
1	PESTANO Ariel	CUB	B	5	44.0	45	1	-	-	1.000
2	PARAMORE Petey	USA	A	5	38.0	25	3	-	-	1.000
3	GIL REYES Geronimo	MEX	B	4	27.0	25	1	-	-	1.000
4	GONZALEZ David	PAN	B	3	27.0	14	3	-	-	1.000
4	MENA Sergio Antonio	NCA	A	4	33.0	13	4	-	-	1.000

FIRST BASEMAN

(Minimum 2/3 of Games played by Team)

Rk	Player	Team	Gr	GP	IP	PO	A	E	DP	FLD%
1	MAYETA Alexander	CUB	B	5	44.0	48	-	-	-	1.000
2	SMOAK Justin	USA	A	4	36.0	38	4	-	-	1.000
3	GUIDO Sandor	NCA	A	3	25.0	37	2	-	-	1.000
4	VALDEZ Mario Alejandro	MEX	B	4	36.0	33	1	-	-	1.000
4	de LEON Audes	PAN	B	3	27.0	31	3	-	1	1.000

SHORTSTOP

(Minimum 2/3 of Games played by Team)

Rk	Player	Team	Gr	GP	IP	PO	A	E	DP	FLD%
1	OKUYAMA Marcelo	BRA	A	3	25.0	6	15	-	1	1.000
2	PARET Eduardo	CUB	B	5	44.0	6	13	-	1	1.000
3	ASPRILLA Avelino	PAN	B	2	18.0	3	12	-	1	1.000
4	CHAVEZ Dirimo	VEN	B	3	27.0	6	5	-	-	1.000

There are 2 players tied with .947

SECOND BASEMAN

(Minimum 2/3 of Games played by Team)

Rk	Player	Team	Gr	GP	IP	PO	A	E	DP	FLD%
1	CARDOZE Norman Rene	NCA	A	4	32.0	9	17	-	1	1.000
2	RAMIREZ Alexei	CUB	B	5	44.0	3	12	-	-	1.000
3	ESPINOZA Efren	MEX	B	4	36.0	8	5	-	-	1.000
4	de PAULA Luis	DOM	A	2	12.0	3	8	-	-	1.000
5	SATO Reinaldo	BRA	A	3	22.0	6	4	-	2	1.000

LEFT FIELDER

(Minimum 2/3 of Games played by Team)

Rk	Player	Team	Gr	GP	IP	PO	A	E	DP	FLD%
1	ACUNA Ronald	VEN	B	3	27.0	10	-	-	-	1.000
2	FORSYTHE Logan	USA	A	5	45.0	6	1	-	-	1.000
3	GARCIA AGUAYO Gustavo	MEX	B	3	28.0	6	-	-	-	1.000
4	AGNOLY Earl	PAN	B	3	27.0	4	1	-	-	1.000

There are 3 players tied with 1.000

THIRD BASEMAN

(Minimum 2/3 of Games played by Team)

Rk	Player	Team	Gr	GP	IP	PO	A	E	DP	FLD%
1	GOURRIEL Yuliesky	CUB	B	5	44.0	3	8	-	-	1.000
2	TORRES Saul	VEN	B	2	19.0	3	5	-	1	1.000
2	YAMAOKA Evaldo	BRA	A	2	14.0	1	7	-	-	1.000
4	SOSA Juan	DOM	A	3	25.0	2	4	-	-	1.000
5	IGLESIA Luis	PAN	B	3	25.0	-	4	-	-	1.000

CENTER FIELDER

(Minimum 2/3 of Games played by Team)

Rk	Player	Team	Gr	GP	IP	PO	A	E	DP	FLD%
1	DUVERGEL Giorvis	CUB	B	5	44.0	13	1	-	-	1.000
2	DANKS Jordan	USA	A	5	45.0	10	-	-	-	1.000
2	RIVERA Adolfo	PAN	B	3	27.0	10	-	-	-	1.000
2	TALAVERA Eddy Orland	NCA	A	4	34.0	10	-	-	-	1.000

There are 2 players tied with 1.000

RIGHT FIELDER

(Minimum 2/3 of Games played by Team)

Rk	Player	Team	Gr	GP	IP	PO	A	E	DP	FLD%
1	URGELLES Yoandry	CUB	B	5	44.0	10	-	-	-	1.000
2	HERRERA Freddy	PAN	B	3	27.0	9	-	-	-	1.000
2	RIVAS Justo Cesar	NCA	A	4	34.0	9	-	-	-	1.000
2	SANTOS Anderson	BRA	A	3	25.0	9	-	-	-	1.000
5	KIESCHNICK Roger	USA	A	5	37.0	8	-	-	-	1.000

Note:

Players are ranked according fielding average (descending), then total opportunities (sum of putouts, assists and errors) (descending), then alphabetically.

Legend:

A Assists
GP Games played

DP Double plays
IP Innings pitched/played

E Errors
PO Putouts

FLD% Fielding percentage
Rk Rank

Best Offensive Players

Mejores Atacantes / Melhores Atacantes

As of 20 JUL 2007 at 11:52
INCLUDING COMPLETED GAME 19

BATTING AVERAGE LEADERS

(Minimum 2.7 Plate Appearances per Game played by Team)

Rk	Player	Team	Gr	GP	PA	AB	H	BA
1	FORSYTHE Logan	USA	A	5	22	16	10	.625
2	de LEON Audes	PAN	B	3	12	10	6	.600
3	RIVAS Justo Cesar	NCA	A	4	14	13	7	.538
4	ACUÑA Ronald	VEN	B	3	15	13	7	.538
5	OLIVEIRA Rafael	BRA	A	3	11	6	3	.500
6	KIESCHNICK Roger	USA	A	5	15	14	6	.429
7	URRUTIA Osmani	CUB	B	4	14	12	5	.417
8	WILSON Enrique	DOM	A	3	13	10	4	.400
9	DUVERGEL Giorvis	CUB	B	5	25	21	8	.381
10	RODRIGUEZ Liubieniesh	VEN	B	3	13	8	3	.375

SLUGGING PERCENTAGE LEADERS

Rk	Player	Team	Gr	GP	PA	AB	TB	Slg%
1	RIVAS Justo Cesar	NCA	A	4	14	13	12	.923
2	ACUÑA Ronald	VEN	B	3	15	13	11	.846
3	ASPRILLA Avelino	PAN	B	3	13	11	8	.727
4	WILSON Enrique	DOM	A	3	13	10	7	.700
5	FORSYTHE Logan	USA	A	5	22	16	11	.688
6	MAYETA Alexander	CUB	B	5	21	18	12	.667
7	RAMIREZ Julio Ramirez	DOM	A	3	12	9	6	.667
8	GARABITO Eddy	DOM	A	3	14	10	6	.600
8	de LEON Audes	PAN	B	3	12	10	6	.600
10	KIESCHNICK Roger	USA	A	5	15	14	8	.571

HOME RUN LEADERS

Rk	Player	Team	Gr	HR
1	MAYETA Alexander	CUB	B	2
2	NIEVES Jose	VEN	B	1
3	RAMIREZ Julio Ramirez	DOM	A	1
4	GARABITO Eddy	DOM	A	1
4	WILSON Enrique	DOM	A	1
6	ASPRILLA Avelino	PAN	B	1
7	DIAZ Alejandro	DOM	A	1
8	RIVAS Justo Cesar	NCA	A	1
9	GARCIA Luis Alfonso	MEX	B	1
9	SUAREZ Luis Mauricio	MEX	B	1

RUNS BATTED IN LEADERS

Rk	Player	Team	Gr	RBI
1	ALVAREZ Pedro	USA	A	8
2	MAYETA Alexander	CUB	B	6
3	GOURRIEL Yuliesky	CUB	B	5
4	FORSYTHE Logan	USA	A	4
5	RAMIREZ Alexei	CUB	B	4
6	RAMIREZ Julio Ramirez	DOM	A	3
7	ESPINOZA Efren	MEX	B	3
8	DIAZ Alejandro	DOM	A	3
9	RIVAS Justo Cesar	NCA	A	3
10	SANDOVAL Jose Luis	MEX	B	3

RUNS SCORED LEADERS

Rk	Player	Team	Gr	R
1	DANKS Jordan	USA	A	7
2	DUVERGEL Giorvis	CUB	B	6
3	URGELLES Yoandry	CUB	B	4
4	RAMIREZ Julio Ramirez	DOM	A	3
5	WILSON Enrique	DOM	A	3
6	HERRERA Freddy	PAN	B	3
7	DIAZ Alejandro	DOM	A	3
8	FORSYTHE Logan	USA	A	3
9	GOURRIEL Yuliesky	CUB	B	3
9	TERRAZAS MAGAÑA Ivan	MEX	B	3

STOLEN BASE LEADERS

Rk	Player	Team	Gr	SB
1	DUVERGEL Giorvis	CUB	B	2
1	ESPINOSA Danny	USA	A	2
1	ORLANDO Paulo	BRA	A	2
1	SANTOS Anderson	BRA	A	2
1	TERRAZAS MAGAÑA Ivan	MEX	B	2
1	URRUTIA Osmani	CUB	B	2
7	FORSYTHE Logan	USA	A	2

There are 8 players tied with 1

Note: Determination of rankings:

Batting average: Batting average (descending), Slugging percentage (descending), At bats (descending)

Slugging percentage: Slugging percentage (descending), At bats (descending)

Home runs: Home runs (descending), At bats (ascending)

Runs batted in: Runs batted in (descending), At bats (ascending)

Runs scored: Runs scored (descending), At bats (ascending)

Stolen bases: Stolen bases (descending), Stolen base percentage(descending)

Legend:

AB At bats	BA Batting average	GP Games Played	H Hits	HR Home runs	PA Plate appearances
R Runs	Rk Rank	RBI Runs batted in	SB Stolen bases	Slg% Slugging percentage	
TB Total bases on hits					

Cumulative Statistics

Estadísticas Acumuladas / Estatísticas Cumulativas

As of 18 JUL 2007

VEN - VENEZUELA

PITCHING

No	Player	L/R	W	L	S	ERA	GP	GS	CG	Sho	IP	H	R	ER	HR	BB	IBB	SO	HP	SH	SF	WP	BK
16	GUANCHES A	L	-	1	-	0.00	2	-	-	-	3.0	2	1	-	-	-	1	2	-	2	-	-	-
24	LANDAETA A	R	-	1	-	3.86	1	-	-	-	2.1	2	1	1	-	-	-	-	-	-	1	-	-
32	LARREAL G	R	-	-	-	0.00	1	-	-	-	1.1	-	-	-	-	-	-	2	-	-	-	-	-
29	MARTINEZ O	R	-	-	-	0.00	1	-	-	-	4.2	2	-	-	-	4	-	2	-	1	-	-	-
30	MORY C	R	-	-	-	0.00	2	-	-	-	2.1	1	-	-	-	5	-	3	-	1	-	1	-
6	PALMA R	L	-	1	-	12.00	1	1	-	-	3.0	8	4	4	1	1	-	1	1	-	-	-	1
26	TORRES L	R	-	-	-	3.00	1	1	-	-	6.0	6	2	2	-	4	1	2	1	-	-	-	-
20	YEPEZ J	L	-	-	-	0.00	1	1	-	-	4.1	2	3	-	-	4	1	2	-	1	1	2	-
Totals:			-	3	-	0.00	3	3	-	-	27.0	23	11	-	1	18	3	14	2	5	2	3	1

CATCHING

No	Player	GP	IP	PB	SB	CS
47	GARCIA Y	2	17.0	-	2	-
28	PINTO R	2	10.0	-	2	-
Totals:		3	27.0	-	4	-

Note:

Team ER may not be the sum of player participation

Legend:

BB Bases on balls allowed	BK Balk	CG Complete games	CS Caught stealing
ER Earned runs allowed	ERA Earned run average	GP Games pitched/played	GS Games started
H Hits allowed	HP Hit by pitch	HR Home runs allowed	IBB Intentional bases on balls
IP Innings pitched/played	L Losses	L/R Left or right handed	No Uniform number
PB Passed balls	R Runs allowed	S Saves	SB Stolen bases allowed
SF Sacrifice flies allowed	SH Sacrifice hits allowed	Sho Shutouts	SO Strikeouts
W Wins	WP Wild pitches		

Cumulative Statistics

Estadísticas Acumuladas / Estatísticas Cumulativas

As of 20 JUL 2007

BRA - BRAZIL

BATTING AND FIELDING

No	Player	BA	GP	AB	R	H	2B	3B	HR	RBI	SLG%	OB%	SO	BB	IBB	SH	SF	HP	SB	CS	Pos	GP	IP	PO	A	E	FLD%	DP	
37	ARAI M	.000	1	-	-	-	-	-	-	-	-	-	-	-	-	-	-	-	-	-	-	P	1	6.0	-	2	-	1.000	1
60	MAGALHÃES T	.143	2	7	1	1	-	-	-	1	.143	.143	1	-	-	-	-	-	-	-	-	CF	2	16.0	7	-	-	1.000	-
21	MIYAMOTO R	.000	2	-	-	-	-	-	-	-	-	-	-	-	-	-	-	-	-	-	-	P	2	3.1	1	-	-	1.000	-
44	NAKANO C	.000	2	3	-	-	-	-	-	-	.250	-	1	-	-	-	-	1	-	-	-	LF	1	6.0	-	-	-	-	-
56	ODA F	.000	1	-	-	-	-	-	-	-	-	-	-	-	-	-	-	-	-	-	-	P	1	2.0	-	-	-	-	-
12	OGASSAWARA G	.000	1	-	-	-	-	-	-	-	-	-	-	-	-	-	-	-	-	-	-	P	1	0.1	-	1	-	1.000	-
74	OJIMA K	.000	3	-	-	-	-	-	-	-	-	-	-	-	-	-	-	-	-	-	-	P	2	3.2	-	-	-	-	-
																						LF	1	1.0	1	-	-	1.000	-
23	OKUYAMA M	.111	3	9	1	1	1	-	-	-	.222	.111	5	-	-	2	-	-	-	-	-	SS	3	25.0	6	15	-	1.000	1
15	OLIVEIRA R	.500	3	6	1	3	-	-	-	1	.500	.727	1	4	-	-	-	1	-	-	-	C	3	25.0	11	-	-	1.000	-
24	ONO R	.200	3	10	1	2	1	-	-	1	.300	.333	1	2	-	-	-	-	-	-	-	3B	2	11.0	1	-	1	.500	-
																						DH	2	-	-	-	-	-	-
18	ORLANDO P	.250	3	12	2	3	-	-	-	-	.250	.308	4	-	-	-	-	1	2	-	-	LF	2	16.0	4	-	-	1.000	-
																						CF	2	9.0	2	-	-	1.000	-
25	PEREIRA G	.000	1	-	-	-	-	-	-	-	-	-	-	-	-	-	-	-	-	-	-	P	1	2.0	-	-	-	-	-
20	SAKANE M	.000	1	-	-	-	-	-	-	-	-	-	-	-	-	-	-	-	-	-	-	P	1	1.2	-	-	-	-	-
5	SANTOS A	.333	3	9	1	3	2	-	-	1	.556	.500	2	3	-	-	-	-	-	2	-	RF	3	25.0	9	-	-	1.000	-
3	SATO R	.083	3	12	1	1	-	-	-	2	.083	.083	1	-	-	-	-	-	-	-	-	1B	3	25.0	25	2	1	.964	2
26	SATO R	.375	3	8	-	3	-	-	-	-	.375	.500	1	-	-	-	-	2	-	-	-	2B	3	22.0	6	4	-	1.000	2
6	SHIMANOE R	.000	1	1	-	-	-	-	-	-	.000	-	1	-	-	-	-	-	-	-	-	PH	1	-	-	-	-	-	-
19	TAKAHASHI J	.000	2	6	-	-	-	-	-	1	.143	-	1	1	-	-	-	-	-	-	-	2B	1	3.0	1	-	-	1.000	-
																						DH	1	-	-	-	-	-	-
																						PH	1	-	1	-	-	1.000	-
1	YAMADA C	.000	2	-	-	-	-	-	-	-	-	-	-	-	-	-	-	-	-	-	-	P	2	6.0	-	1	-	1.000	-
13	YAMAOKA E	.250	3	4	-	1	-	-	-	-	.250	.500	-	2	-	-	-	-	-	-	-	3B	2	14.0	1	7	-	1.000	-
																						LF	1	2.0	-	-	1	.000	-
	Totals:	.207	3	87	8	18	4	-	-	7	.253	.337	19	12	-	2	-	5	4	-	-		3	25.0	77	32	3	.973	-

GDP: OKUYAMA Marcelo (1); SATO Renan (2); SATO Reinaldo (1)

Note:

Team GP, DP and IP are not the sum of player participation

Legend:

1B First base	2B Doubles/Second base	3B Triples/Third base	A Assists
AB At Bats	BA Batting average	BB Bases on balls	C Catcher
CF Center fielder	CS Caught stealing	DH Designated hitter	DP Double play
E Errors	FLD% Fielding average	GDP Grounded into double play	GP Games played
H Hits	HP Hit by pitch	HR Home runs	IP Innings played
I/O Reached base on interference or obstruction	OB% On base percentage	IBB Intentional bases on balls	PH Pinch hitter
LF Left fielder	Pos Fielding position	P Pitcher	R Runs
PO Put outs	RF Right fielder	PR Pinch runner	SF Sacrifice flies
RBI Runs batted In	SLG% Slugging percentage	SB Stolen bases	SS Shortstop
SH Sacrifice hits		SO Strike outs	

Cumulative Statistics

Estadísticas Acumuladas / Estatísticas Cumulativas

As of 20 JUL 2007

BRA - BRAZIL

PITCHING

No	Player	L/R	W	L	S	ERA	GP	GS	CG	Sho	IP	H	R	ER	HR	BB	IBB	SO	HP	SH	SF	WP	BK
37	ARAI M	R	-	1	-	3.00	1	1	-	-	6.0	5	3	2	-	3	-	3	1	1	-	-	-
21	MIYAMOTO R	R	-	-	-	10.81	2	-	-	-	3.1	2	2	4	-	4	-	1	1	-	1	1	-
56	ODA F	L	-	-	-	18.00	1	-	-	-	2.0	5	4	4	2	2	-	-	-	-	-	-	-
12	OGASSAWARA G	L	-	-	-	27.27	1	-	-	-	0.1	1	1	1	-	-	-	-	-	1	-	-	-
74	OJIMA K	R	-	-	-	0.00	2	-	-	-	3.2	-	-	-	-	-	-	1	-	-	-	-	-
25	PEREIRA G	R	-	1	-	18.00	1	1	-	-	2.0	5	4	4	-	1	-	1	1	-	-	-	-
20	SAKANE M	R	-	-	-	10.84	1	-	-	-	1.2	4	4	2	1	-	-	2	-	-	-	-	-
1	YAMADA C	R	1	-	-	3.00	2	1	-	-	6.0	6	3	2	-	2	1	3	1	1	-	-	-
Totals:			1	2	-	0.00	3	3	-	-	25.0	28	21	-	3	12	1	11	4	3	1	1	-

CATCHING

No	Player	GP	IP	PB	SB	CS
15	OLIVEIRA R	3	25.0	1	2	-
Totals:		3	25.0	1	2	-

Note:

Team ER may not be the sum of player participation

Legend:

BB Bases on balls allowed	BK Balk	CG Complete games	CS Caught stealing
ER Earned runs allowed	ERA Earned run average	GP Games pitched/played	GS Games started
H Hits allowed	HP Hit by pitch	HR Home runs allowed	IBB Intentional bases on balls
IP Innings pitched/played	L Losses	L/R Left or right handed	No Uniform number
PB Passed balls	R Runs allowed	S Saves	SB Stolen bases allowed
SF Sacrifice flies allowed	SH Sacrifice hits allowed	Sho Shutouts	SO Strikeouts
W Wins	WP Wild pitches		

Cumulative Statistics

Estadísticas Acumuladas / Estatísticas Cumulativas

As of 20 JUL 2007

CUB - CUBA

BATTING AND FIELDING

No	Player	BA	GP	AB	R	H	2B	3B	HR	RBI	SLG%	OB%	SO	BB	IBB	SH	SF	HP	SB	CS	Pos	GP	IP	PO	A	E	FLD%	DP	
24	CEPEDA F	.095	5	21	1	2	-	-	-	1	.095	.095	4	-	-	-	-	-	-	-	-	LF	5	44.0	4	-	-	1.000	-
51	CESPEDES Y	.000	3	7	1	-	-	-	-	-	-	.000	2	-	-	2	-	-	1	-	-	DH	3	-	-	-	-	-	-
																						PR	1	-	-	-	-	-	-
52	CHAPMAN de la A	.000	1	-	-	-	-	-	-	-	-	-	-	-	-	-	-	-	-	-	-	P	1	1.0	-	-	-	-	-
1	DUVERGEL G	.381	5	21	6	8	-	1	-	1	.476	.458	4	3	-	1	-	-	2	-	-	CF	5	44.0	13	1	-	1.000	-
32	GONZALEZ N	.000	1	-	-	-	-	-	-	-	-	-	-	-	-	-	-	-	-	-	-	P	1	-	-	-	-	-	-
10	GOURRIEL Y	.278	5	18	3	5	-	-	1	5	.444	.364	2	3	2	-	1	-	1	-	-	3B	5	44.0	3	8	-	1.000	-
99	LAZO PL	.000	3	-	-	-	-	-	-	-	-	-	-	-	-	-	-	-	-	-	-	P	3	7.0	-	1	-	1.000	-
45	MARTINEZ J	.000	2	-	-	-	-	-	-	-	-	-	-	-	-	-	-	-	-	-	-	P	2	4.0	-	-	-	-	-
97	MAYA Y	.000	2	-	-	-	-	-	-	-	-	-	-	-	-	-	-	-	-	-	-	P	2	1.2	-	-	-	-	-
65	MAYETA A	.278	5	18	2	5	1	-	2	6	.667	.381	3	3	-	-	-	-	-	-	-	1B	5	44.0	48	-	-	1.000	-
16	PALMA A	.000	2	-	-	-	-	-	-	-	-	-	-	-	-	-	-	-	-	-	-	P	2	13.2	-	2	-	1.000	-
2	PARET E	.294	5	17	1	5	1	-	-	2	.353	.429	2	3	-	-	-	1	-	-	-	SS	5	44.0	6	13	-	1.000	1
8	PESTANO A	.267	5	15	1	4	-	-	-	-	.267	.353	3	2	-	4	-	-	-	-	-	C	5	44.0	45	1	-	1.000	-
21	RAMIREZ A	.278	5	18	1	5	-	1	-	4	.389	.278	-	-	1	1	-	-	-	-	-	2B	5	44.0	3	12	-	1.000	-
64	SANCHEZ E	.000	2	-	-	-	-	-	-	-	-	-	-	-	-	-	-	-	-	-	-	P	2	11.0	-	3	-	1.000	-
14	URGELLES Y	.316	5	19	4	6	-	-	-	-	.316	.435	4	3	-	-	-	1	1	-	-	RF	5	44.0	10	-	-	1.000	-
76	URRUTIA O	.417	4	12	2	5	1	-	-	-	.500	.462	2	-	-	1	-	1	2	-	-	DH	4	-	-	-	-	-	-
																						PH	1	-	-	-	-	-	-
20	VERA NL	.000	1	-	-	-	-	-	-	-	-	-	-	-	-	-	-	-	-	-	-	P	1	5.2	-	5	-	1.000	-
	Totals:	.271	5	166	22	45	3	2	3	19	.367	.348	26	17	3	9	1	3	7	-	-		5	44.0	132	46	-	1.000	-

GDP: CEPEDA Frederich (1); MAYETA Alexander (1); PARET Eduardo (1); PESTANO Ariel (1)

Note:

Team GP,DP and IP are not the sum of player participation

Legend:

1B First base	2B Doubles/Second base	3B Triples/Third base	A Assists
AB At Bats	BA Batting average	BB Bases on balls	C Catcher
CF Center fielder	CS Caught stealing	DH Designated hitter	DP Double play
E Errors	FLD% Fielding average	GDP Grounded into double play	GP Games played
H Hits	HP Hit by pitch	HR Home runs	IP Innings played
I/O Reached base on interference or obstruction	OB% On base percentage	IBB Intentional bases on balls	PH Pinch hitter
LF Left fielder	Pos Fielding position	P Pitcher	R Runs
PO Put outs	RF Right fielder	PR Pinch runner	SF Sacrifice flies
RBI Runs batted In	SLG% Slugging percentage	SB Stolen bases	SS Shortstop
SH Sacrifice hits		SO Strike outs	

Cumulative Statistics

Estadísticas Acumuladas / Estatísticas Cumulativas

As of 20 JUL 2007

CUB - CUBA

PITCHING

No	Player	L/R	W	L	S	ERA	GP	GS	CG	Sho	IP	H	R	ER	HR	BB	IBB	SO	HP	SH	SF	WP	BK
52	CHAPMAN de la A	R	-	-	-	0.00	1	-	-	-	1.0	1	-	-	-	-	-	2	-	-	-	-	-
32	GONZALEZ N	L	-	-	-	0.00	1	-	-	-	-	1	-	-	-	-	-	-	-	-	-	-	-
99	LAZO PL	R	1	-	-	0.00	3	-	-	-	7.0	2	-	-	-	1	-	9	-	-	-	1	-
45	MARTINEZ J	R	-	-	-	2.25	2	-	-	-	4.0	3	1	1	-	1	-	4	-	-	-	-	-
97	MAYA Y	R	-	-	-	5.42	2	-	-	-	1.2	3	1	1	-	-	-	1	-	-	-	-	-
16	PALMA A	L	2	-	-	1.32	2	2	-	-	13.2	8	2	2	1	-	-	19	-	1	-	-	-
64	SANCHEZ E	L	1	1	-	2.45	2	2	-	-	11.0	10	3	3	-	2	-	7	-	-	-	1	-
20	VERA NL	R	-	-	-	3.18	1	1	-	-	5.2	6	2	2	-	1	-	4	-	2	-	-	-
Totals:			4	1	-	0.00	5	5	-	-	44.0	34	9	-	1	5	-	46	-	3	-	2	-

CATCHING

No	Player	GP	IP	PB	SB	CS
8	PESTANO A	5	44.0	-	-	-
Totals:		5	44.0	-	-	-

Note:

Team ER may not be the sum of player participation

Legend:

BB Bases on balls allowed	BK Balk	CG Complete games	CS Caught stealing
ER Earned runs allowed	ERA Earned run average	GP Games pitched/played	GS Games started
H Hits allowed	HP Hit by pitch	HR Home runs allowed	IBB Intentional bases on balls
IP Innings pitched/played	L Losses	L/R Left or right handed	No Uniform number
PB Passed balls	R Runs allowed	S Saves	SB Stolen bases allowed
SF Sacrifice flies allowed	SH Sacrifice hits allowed	Sho Shutouts	SO Strikeouts
W Wins	WP Wild pitches		

Cumulative Statistics

Estadísticas Acumuladas / Estatísticas Cumulativas

As of 18 JUL 2007

DOM - DOMINICAN REPUBLIC

BATTING AND FIELDING

No	Player	BA	GP	AB	R	H	2B	3B	HR	RBI	SLG%	OB%	SO	BB	IBB	SH	SF	HP	SB	CS	Pos	GP	IP	PO	A	E	FLD%	DP	
20	BELTRE O	.000	1	-	-	-	-	-	-	-	-	-	-	-	-	-	-	-	-	-	-	P	1	4.2	-	-	-	-	-
14	CRUZ D	.300	3	10	1	3	-	-	-	2	.300	.462	1	3	-	-	-	-	-	-	-	SS	3	25.0	4	7	2	.846	2
16	DELGADO W	.000	2	5	-	-	-	-	-	-	.000	.000	2	-	-	1	-	-	-	-	-	2B	1	4.0	1	-	-	1.000	-
																						DH	1	-	-	-	-	-	-
																						PH	1	-	-	-	-	-	-
8	DIAZ A	.167	3	12	3	2	1	-	1	3	.500	.231	1	1	-	-	-	-	-	-	-	LF	2	16.0	3	1	-	1.000	-
																						RF	1	9.0	2	-	-	1.000	-
10	GARABITO E	.300	3	10	1	3	-	-	1	2	.600	.500	-	4	-	-	-	-	-	-	-	2B	1	9.0	2	4	-	1.000	-
																						RF	2	16.0	5	-	-	1.000	-
19	GONZALEZ J	.000	1	-	-	-	-	-	-	-	-	-	-	-	-	-	-	-	-	-	-	P	1	3.0	1	-	-	1.000	-
12	MEJIA A	.375	3	8	2	3	-	-	-	-	.375	.500	1	1	-	-	-	1	-	-	-	C	1	9.0	9	-	1	.900	-
																						DH	1	-	-	-	-	-	-
																						PH	1	-	-	-	-	-	-
17	MERAN J	.375	2	8	-	3	-	-	-	1	.375	.375	2	-	-	-	-	-	-	-	-	C	2	16.0	11	1	1	.923	-
9	MORLA C	.000	1	-	-	-	-	-	-	-	-	-	-	-	-	-	-	-	-	-	-	P	1	8.0	-	-	-	-	-
5	OGANDO A	.000	1	-	-	-	-	-	-	-	-	-	-	-	-	-	-	-	-	-	-	P	1	4.1	3	1	-	1.000	-
1	POLONIA L	.125	2	8	-	1	-	-	-	-	.125	.125	1	-	-	-	-	-	-	-	-	LF	1	9.0	2	-	-	1.000	-
																						DH	1	-	-	-	-	-	-
18	RAMIREZ JR	.333	3	9	3	3	-	-	1	3	.667	.417	1	2	-	-	1	-	-	-	-	CF	3	25.0	5	-	-	1.000	-
15	SOSA J	.167	3	12	1	2	-	-	-	-	.167	.231	2	1	-	-	-	-	-	-	-	3B	3	25.0	2	4	-	1.000	-
11	VARGAS M	.000	1	-	-	-	-	-	-	-	-	-	-	-	-	-	-	-	-	-	-	P	1	5.0	1	1	-	1.000	1
7	WILSON E	.400	3	10	3	4	-	-	1	1	.700	.538	1	3	-	-	-	-	-	-	-	1B	3	25.0	21	5	1	.963	1
2	de PAULA L	.000	2	5	1	-	-	-	-	-	.286	.286	3	2	-	1	-	-	-	-	-	2B	2	12.0	3	8	-	1.000	-
	Totals:	.247	3	97	15	24	1	-	4	12	.381	.362	15	17	-	2	1	1	-	-	-		3	25.0	75	32	5	.955	-

GDP: GARABITO Eddy (1); SOSA Juan (2)

Note:

Team GP,DP and IP are not the sum of player participation

Legend:

1B First base	2B Doubles/Second base	3B Triples/Third base	A Assists
AB At Bats	BA Batting average	BB Bases on balls	C Catcher
CF Center fielder	CS Caught stealing	DH Designated hitter	DP Double play
E Errors	FLD% Fielding average	GDP Grounded into double play	GP Games played
H Hits	HP Hit by pitch	HR Home runs	IP Innings played
I/O Reached base on interference or obstruction	OB% On base percentage	IBB Intentional bases on balls	PH Pinch hitter
LF Left fielder	Pos Fielding position	P Pitcher	R Runs
PO Put outs	RF Right fielder	PR Pinch runner	SF Sacrifice flies
RBI Runs batted In	SLG% Slugging percentage	SB Stolen bases	SS Shortstop
SH Sacrifice hits		SO Strike outs	

Cumulative Statistics

Estadísticas Acumuladas / Estatísticas Cumulativas

As of 18 JUL 2007

DOM - DOMINICAN REPUBLIC

PITCHING

No	Player	L/R	W	L	S	ERA	GP	GS	CG	Sho	IP	H	R	ER	HR	BB	IBB	SO	HP	SH	SF	WP	BK
20	BELTRE O	R	-	1	-	3.86	1	1	-	-	4.2	6	3	2	-	1	-	5	-	-	-	-	-
19	GONZALEZ J	R	-	-	-	6.00	1	-	-	-	3.0	2	2	2	-	3	-	3	1	-	-	-	1
9	MORLA C	L	-	1	-	1.13	1	1	-	-	8.0	5	2	1	-	1	-	1	-	2	-	-	-
5	OGANDO A	R	-	-	-	0.00	1	-	-	-	4.1	3	2	-	-	1	-	3	-	-	-	-	-
11	VARGAS M	R	1	-	-	0.00	1	1	-	-	5.0	3	-	-	-	1	-	5	2	1	-	1	-
Totals:			1	2	-	0.00	3	3	-	-	25.0	19	9	-	-	7	-	17	3	3	-	1	1

CATCHING

No	Player	GP	IP	PB	SB	CS
12	MEJIA A	1	9.0	-	2	-
17	MERAN J	2	16.0	-	1	-
Totals:		3	25.0	-	3	-

Note:

Team ER may not be the sum of player participation

Legend:

BB Bases on balls allowed	BK Balk	CG Complete games	CS Caught stealing
ER Earned runs allowed	ERA Earned run average	GP Games pitched/played	GS Games started
H Hits allowed	HP Hit by pitch	HR Home runs allowed	IBB Intentional bases on balls
IP Innings pitched/played	L Losses	L/R Left or right handed	No Uniform number
PB Passed balls	R Runs allowed	S Saves	SB Stolen bases allowed
SF Sacrifice flies allowed	SH Sacrifice hits allowed	Sho Shutouts	SO Strikeouts
W Wins	WP Wild pitches		

Cumulative Statistics

Estadísticas Acumuladas / Estatísticas Cumulativas

As of 18 JUL 2007

MEX - MEXICO

BATTING AND FIELDING

No	Player	BA	GP	AB	R	H	2B	3B	HR	RBI	SLG%	OB%	SO	BB	IBB	SH	SF	HP	SB	CS	Pos	GP	IP	PO	A	E	FLD%	DP	
16	CAMPILLO J	.000	1	-	-	-	-	-	-	-	-	-	-	-	-	-	-	-	-	-	-	P	1	9.0	-	3	-	1.000	-
20	CAMPOS F	.000	2	-	-	-	-	-	-	-	-	-	-	-	-	-	-	-	-	-	-	P	2	12.1	-	5	-	1.000	-
2	DIAZ ADAME R	.000	2	-	-	-	-	-	-	-	-	-	-	-	-	-	-	-	-	-	-	P	2	2.1	-	-	-	-	-
19	ESPINOZA E	.364	4	11	2	4	-	-	-	3	.364	.533	3	2	-	1	-	2	-	-	2B	4	36.0	8	5	-	1.000	-	
10	GARCIA AGUAYO G	.111	4	18	1	2	1	-	-	2	.167	.158	4	1	-	-	-	-	-	-	LF	3	28.0	6	-	-	1.000	-	
																					DH	1	-	-	-	-	-	-	
13	GARCIA LA	.176	4	17	1	3	1	-	1	1	.412	.222	3	1	-	-	-	-	-	-	RF	4	36.0	4	2	-	1.000	-	
30	GIL AGUILAR B	.267	4	15	2	4	2	-	-	1	.400	.353	5	2	-	-	-	-	-	1	3B	4	36.0	3	10	2	.867	-	
12	GIL REYES G	.091	4	11	-	1	-	-	-	-	.091	.231	2	2	-	-	-	-	-	-	C	4	27.0	25	1	-	1.000	-	
56	LEONEZ SILVA J	.000	2	-	-	-	-	-	-	-	-	-	-	-	-	-	-	-	-	-	P	2	1.1	-	-	-	-	-	
28	MUÑOZ NDJ	.000	1	4	-	-	-	-	-	-	-	.200	1	1	-	-	-	-	-	-	C	1	9.0	6	-	-	1.000	-	
33	ORTEGA PJ	.000	2	-	-	-	-	-	-	-	-	-	-	-	-	-	-	-	-	-	P	2	2.2	-	2	-	1.000	-	
25	RAMIREZ SANCHEZ	.000	3	-	-	-	-	-	-	-	-	-	-	-	-	-	-	-	-	-	P	3	3.0	-	-	-	-	-	
6	RIVERA RUIZ O	.000	1	-	-	-	-	-	-	-	-	-	-	-	-	-	-	-	-	-	P	1	5.0	1	1	-	1.000	-	
3	SANDOVAL JL	.313	4	16	2	5	1	-	-	3	.375	.368	2	2	-	-	1	-	-	-	SS	4	36.0	7	4	1	.917	1	
23	SUAREZ LM	.294	4	17	2	5	1	-	1	1	.529	.294	2	-	-	-	-	-	-	-	LF	1	8.0	-	-	-	-	-	
																					DH	3	-	-	-	-	-	-	
26	TEQUIDA MIRANDA M	.000	2	-	-	-	-	-	-	-	-	-	-	-	-	-	-	-	-	-	P	2	0.1	-	-	1	.000	-	
7	TERRAZAS MAGAÑA	.333	4	18	3	6	-	-	-	1	.333	.400	1	2	-	-	-	-	2	-	CF	4	36.0	15	-	1	.938	-	
24	VALDEZ MA	.154	4	13	1	2	-	-	-	1	.154	.313	4	3	2	-	-	-	-	-	1B	4	36.0	33	1	-	1.000	-	
	Totals:	.229	4	140	14	32	6	-	2	13	.314	.314	27	16	2	1	1	2	3	-		4	36.0	108	34	5	.966	-	

Note:

Team GP,DP and IP are not the sum of player participation

Legend:

1B First base	2B Doubles/Second base	3B Triples/Third base	A Assists
AB At Bats	BA Batting average	BB Bases on balls	C Catcher
CF Center fielder	CS Caught stealing	DH Designated hitter	DP Double play
E Errors	FLD% Fielding average	GDP Grounded into double play	GP Games played
H Hits	HP Hit by pitch	HR Home runs	IP Innings played
I/O Reached base on interference or obstruction	OB% On base percentage	IBB Intentional bases on balls	PH Pinch hitter
LF Left fielder	Pos Fielding position	P Pitcher	R Runs
PO Put outs	RF Right fielder	PR Pinch runner	SF Sacrifice flies
RBI Runs batted In	SLG% Slugging percentage	SB Stolen bases	SS Shortstop
SH Sacrifice hits		SO Strike outs	

Cumulative Statistics

Estadísticas Acumuladas / Estatísticas Cumulativas

As of 18 JUL 2007

MEX - MEXICO

PITCHING

No	Player	L/R	W	L	S	ERA	GP	GS	CG	Sho	IP	H	R	ER	HR	BB	IBB	SO	HP	SH	SF	WP	BK
16	CAMPILLO J	R	1	-	-	0.00	1	1	-	-	9.0	3	-	-	-	1	-	6	-	-	-	-	-
20	CAMPOS F	R	-	1	-	2.19	2	2	-	-	12.1	12	3	3	-	4	-	7	-	2	-	-	-
2	DIAZ ADAME R	R	1	-	-	0.00	2	-	-	-	2.1	2	-	-	-	-	-	5	-	-	-	-	-
56	LEONEZ SILVA J	R	-	-	-	33.83	2	-	-	-	1.1	4	5	5	1	1	-	1	1	-	-	1	-
33	ORTEGA PJ	R	-	-	-	3.38	2	-	-	-	2.2	3	1	1	-	2	-	3	-	-	-	-	-
25	RAMIREZ SANCHEZ	L	-	-	-	0.00	3	-	-	-	3.0	1	-	-	-	-	1	5	-	-	-	1	-
6	RIVERA RUIZ O	L	-	1	-	3.60	1	1	-	-	5.0	4	3	2	2	4	-	3	1	2	-	-	-
26	TEQUIDA MIRANDA M	R	-	-	-	0.00	2	-	-	-	0.1	4	-	-	-	-	-	1	1	-	-	-	-
Totals:			2	2	-	0.00	4	4	-	-	36.0	33	12	-	3	12	1	31	3	4	-	2	-

CATCHING

No	Player	GP	IP	PB	SB	CS
12	GIL REYES G	4	27.0	1	1	-
28	MUÑOZ NDJ	1	9.0	-	-	-
Totals:		4	36.0	1	1	-

Note:

Team ER may not be the sum of player participation

Legend:

BB Bases on balls allowed	BK Balk	CG Complete games	CS Caught stealing
ER Earned runs allowed	ERA Earned run average	GP Games pitched/played	GS Games started
H Hits allowed	HP Hit by pitch	HR Home runs allowed	IBB Intentional bases on balls
IP Innings pitched/played	L Losses	L/R Left or right handed	No Uniform number
PB Passed balls	R Runs allowed	S Saves	SB Stolen bases allowed
SF Sacrifice flies allowed	SH Sacrifice hits allowed	Sho Shutouts	SO Strikeouts
W Wins	WP Wild pitches		

Cumulative Statistics

Estadísticas Acumuladas / Estatísticas Cumulativas

As of 18 JUL 2007

NCA - NICARAGUA

BATTING AND FIELDING

No	Player	BA	GP	AB	R	H	2B	3B	HR	RBI	SLG%	OB%	SO	BB	IBB	SH	SF	HP	SB	CS	Pos	GP	IP	PO	A	E	FLD%	DP	
6	AVELLAN CHAMOR.	.200	4	15	1	3	1	-	-	-	.267	.250	3	1	-	-	-	-	-	-	-	3B	4	34.0	2	11	2	.867	2
12	CARDOZE NR	.067	4	15	-	1	-	-	-	-	.067	.067	2	-	-	-	-	-	-	-	-	2B	4	32.0	9	17	-	1.000	1
10	GARCIA YA	.000	1	-	-	-	-	-	-	-	-	-	-	-	-	-	-	-	-	-	-	2B	1	2.0	-	-	-	-	-
																						PR	1	-	-	-	-	-	-
7	GUIDO S	.000	3	8	-	-	-	-	-	-	-	.000	1	-	1	1	-	-	-	-	-	1B	3	25.0	37	2	-	1.000	-
22	HERNANDEZ ADJ	.000	1	-	-	-	-	-	-	-	-	-	-	-	-	-	-	-	-	-	-	P	1	8.1	-	2	-	1.000	-
24	LOAISIGA PALMA	.250	4	12	-	3	-	-	-	1	.250	.250	4	-	-	-	-	-	-	-	-	1B	1	9.0	10	1	2	.846	-
																						DH	2	-	-	-	-	-	-
15	LOPEZ ER	.308	4	13	2	4	-	-	-	-	.308	.400	-	1	-	1	-	1	-	-	-	SS	4	34.0	5	13	1	.947	1
46	MAIRENA OA	.000	1	-	-	-	-	-	-	-	-	-	-	-	-	-	-	-	-	-	-	P	1	3.2	-	3	-	1.000	-
61	MENA SA	.167	4	12	-	2	-	-	-	-	.167	.167	1	-	-	-	-	-	-	-	-	C	4	33.0	13	4	-	1.000	-
91	PEREZ CASTELLON	.000	2	-	-	-	-	-	-	-	-	-	-	-	-	-	-	-	-	-	-	P	1	4.2	1	1	-	1.000	-
																						C	1	1.0	2	-	-	1.000	-
45	PINEDA JR	.000	1	-	-	-	-	-	-	-	-	-	-	-	-	-	-	-	-	-	-	P	1	1.1	-	-	-	-	-
47	PORTOBANCO LDJ	.000	2	-	-	-	-	-	-	-	-	-	-	-	-	-	-	-	-	-	-	P	2	5.1	1	1	-	1.000	-
26	RAUDES JC	.000	1	-	-	-	-	-	-	-	-	-	-	-	-	-	-	-	-	-	-	P	1	8.0	-	3	-	1.000	-
31	RAYO ROJAS PW	.000	1	-	-	-	-	-	-	-	-	-	-	-	-	-	-	-	-	-	-	P	1	0.2	-	-	-	-	-
29	RIVAS JC	.538	4	13	1	7	2	-	1	3	.923	.571	1	1	-	-	-	-	-	-	-	RF	4	34.0	9	-	-	1.000	-
59	ROA MIRANDA JA	.125	2	8	1	1	-	-	-	1	.125	.125	-	-	-	-	-	-	-	-	-	DH	2	-	-	-	-	-	-
8	SAENZ MORALES J	.000	1	-	-	-	-	-	-	-	-	-	-	-	-	-	-	-	-	-	-	P	1	2.0	-	-	-	-	-
19	SOTELO DF	.000	4	14	-	-	-	-	-	-	-	.000	1	-	-	1	-	-	-	-	-	LF	4	34.0	3	-	-	1.000	-
11	TALAVERA EO	.000	4	13	1	-	-	-	-	-	.071	.071	1	1	-	-	-	-	-	-	-	CF	4	34.0	10	-	-	1.000	-
	Totals:	.171	4	123	6	21	3	-	1	5	.220	.203	14	4	1	3	-	1	-	-	-		4	34.0	102	58	5	.970	-

GDP: ROA MIRANDA Jenrry Antonio (2); SOTELO Danilo Francisco (1); TALAVERA Eddy Orland (1)

Note:

Team GP,DP and IP are not the sum of player participation

Legend:

1B First base	2B Doubles/Second base	3B Triples/Third base	A Assists
AB At Bats	BA Batting average	BB Bases on balls	C Catcher
CF Center fielder	CS Caught stealing	DH Designated hitter	DP Double play
E Errors	FLD% Fielding average	GDP Grounded into double play	GP Games played
H Hits	HP Hit by pitch	HR Home runs	IP Innings played
I/O Reached base on interference or obstruction	OB% On base percentage	IBB Intentional bases on balls	PH Pinch hitter
LF Left fielder	Pos Fielding position	P Pitcher	R Runs
PO Put outs	RF Right fielder	PR Pinch runner	SF Sacrifice flies
RBI Runs batted In	SLG% Slugging percentage	SB Stolen bases	SS Shortstop
SH Sacrifice hits		SO Strike outs	

Cumulative Statistics

Estadísticas Acumuladas / Estatísticas Cumulativas

As of 18 JUL 2007

NCA - NICARAGUA

PITCHING

No	Player	L/R	W	L	S	ERA	GP	GS	CG	Sho	IP	H	R	ER	HR	BB	IBB	SO	HP	SH	SF	WP	BK
22	HERNANDEZ ADJ	R	1	-	-	0.00	1	1	-	-	8.1	4	-	-	-	6	-	2	-	1	-	-	-
46	MAIRENA OA	L	-	-	-	4.92	1	-	-	-	3.2	5	4	2	-	4	-	-	-	1	1	-	-
91	PEREZ CASTELLON	L	-	-	-	1.93	1	-	-	-	4.2	6	1	1	-	2	-	5	-	-	-	-	-
45	PINEDA JR	R	-	1	-	13.53	1	1	-	-	1.1	4	2	2	-	-	-	1	-	1	-	-	-
47	PORTOBANCO LDJ	R	-	1	-	5.07	2	1	-	-	5.1	7	5	3	-	3	1	2	-	1	1	-	-
26	RAUDES JC	R	-	1	-	1.13	1	1	-	-	8.0	5	1	1	-	-	-	4	-	1	-	-	-
31	RAYO ROJAS PW	R	-	-	-	0.00	1	-	-	-	0.2	-	-	-	-	-	-	-	-	-	-	-	-
8	SAENZ MORALES J	R	-	-	-	0.00	1	-	-	-	2.0	1	-	-	-	1	-	2	1	-	-	-	-
Totals:			1	3	-	0.00	4	4	-	-	34.0	32	13	-	-	16	1	16	1	5	2	-	-

CATCHING

No	Player	GP	IP	PB	SB	CS
61	MENA SA	4	33.0	-	8	2
91	PEREZ CASTELLON	1	1.0	-	-	-
Totals:		4	34.0	-	8	2

Note:

Team ER may not be the sum of player participation

Legend:

BB Bases on balls allowed	BK Balk	CG Complete games	CS Caught stealing
ER Earned runs allowed	ERA Earned run average	GP Games pitched/played	GS Games started
H Hits allowed	HP Hit by pitch	HR Home runs allowed	IBB Intentional bases on balls
IP Innings pitched/played	L Losses	L/R Left or right handed	No Uniform number
PB Passed balls	R Runs allowed	S Saves	SB Stolen bases allowed
SF Sacrifice flies allowed	SH Sacrifice hits allowed	Sho Shutouts	SO Strikeouts
W Wins	WP Wild pitches		

Cumulative Statistics

Estadísticas Acumuladas / Estatísticas Cumulativas

As of 18 JUL 2007

PAN - PANAMA

BATTING AND FIELDING

No	Player	BA	GP	AB	R	H	2B	3B	HR	RBI	SLG%	OB%	SO	BB	IBB	SH	SF	HP	SB	CS	Pos	GP	IP	PO	A	E	FLD%	DP	
4	AGNOLY E	.231	3	13	-	3	2	-	-	2	.385	.231	4	-	-	-	-	-	-	-	-	LF	3	27.0	4	1	-	1.000	-
5	ALMENGOR V	.000	1	4	-	-	-	-	-	-	.000	-	-	-	-	-	-	-	-	-	-	SS	1	9.0	5	-	-	1.000	-
35	ASPRILLA A	.364	3	11	1	4	1	-	1	2	.727	.417	2	-	-	1	-	1	-	-	-	2B	1	9.0	1	2	1	.750	-
																						SS	2	18.0	3	12	-	1.000	1
31	GOMEZ M	.000	2	-	-	-	-	-	-	-	-	-	-	-	-	-	-	-	-	-	-	P	2	6.2	-	2	-	1.000	-
16	GONZALEZ D	.200	3	10	1	2	-	-	-	-	.200	.200	1	-	-	-	-	-	-	-	-	C	3	27.0	14	3	-	1.000	-
34	GUTIÉRREZ R	.111	2	9	1	1	-	-	-	-	.111	.111	2	-	-	-	-	-	-	-	-	2B	2	18.0	3	5	-	1.000	1
17	HERRERA F	.273	3	11	3	3	-	-	-	1	.273	.385	2	2	-	-	-	-	-	-	-	RF	3	27.0	9	-	-	1.000	-
10	HERRERA R	.000	2	-	-	-	-	-	-	-	-	-	-	-	-	-	-	-	-	-	-	P	2	5.0	-	1	-	1.000	-
28	IGLESIA L	.100	3	10	1	1	1	-	-	-	.200	.100	2	-	-	-	-	-	-	-	-	3B	3	25.0	-	4	-	1.000	-
27	LASSO Y	.000	2	4	-	-	-	-	-	-	-	.200	-	1	-	-	-	-	-	-	-	3B	1	2.0	-	-	-	-	-
																						DH	1	-	-	-	-	-	-
																						PH	1	-	-	-	-	-	-
81	MENDEZ G	.000	1	-	-	-	-	-	-	-	-	-	-	-	-	-	-	-	-	-	-	P	1	2.0	-	-	-	-	-
23	MONTILLA R	.000	2	-	-	-	-	-	-	-	-	-	-	-	-	-	-	-	-	-	-	P	2	2.0	-	-	-	-	-
56	PICOTA L	.000	1	-	-	-	-	-	-	-	-	-	-	-	-	-	-	-	-	-	-	P	1	3.0	-	-	-	-	-
29	RAMIREZ R	.000	1	-	-	-	-	-	-	-	-	-	-	-	-	-	-	-	-	-	-	P	1	2.1	-	-	-	-	-
24	RIVERA A	.250	3	8	1	2	-	-	-	-	.250	.400	1	2	-	-	-	-	-	-	-	CF	3	27.0	10	-	-	1.000	-
14	TELLO R	.000	1	-	-	-	-	-	-	-	-	-	-	-	-	-	-	-	-	-	-	P	1	6.0	1	4	-	1.000	-
3	VEGA Y	.143	2	7	-	1	-	-	-	-	.143	.143	4	-	-	-	-	-	-	-	-	DH	2	-	-	-	-	-	-
26	de LEON A	.600	3	10	-	6	-	-	-	2	.600	.667	-	2	-	-	-	-	-	-	-	1B	3	27.0	31	3	-	1.000	1
	Totals:	.237	3	97	8	23	4	-	1	7	.309	.295	18	7	-	1	-	1	-	-	-		3	27.0	81	37	1	.992	-

GDP: GONZALEZ David (1); GUTIÉRREZ Roberto (2)

Note:

Team GP,DP and IP are not the sum of player participation

Legend:

1B First base	2B Doubles/Second base	3B Triples/Third base	A Assists
AB At Bats	BA Batting average	BB Bases on balls	C Catcher
CF Center fielder	CS Caught stealing	DH Designated hitter	DP Double play
E Errors	FLD% Fielding average	GDP Grounded into double play	GP Games played
H Hits	HP Hit by pitch	HR Home runs	IP Innings played
I/O Reached base on interference or obstruction	OB% On base percentage	IBB Intentional bases on balls	PH Pinch hitter
LF Left fielder	Pos Fielding position	P Pitcher	R Runs
PO Put outs	RF Right fielder	PR Pinch runner	SF Sacrifice flies
RBI Runs batted In	SLG% Slugging percentage	SB Stolen bases	SS Shortstop
SH Sacrifice hits		SO Strike outs	

Cumulative Statistics

Estadísticas Acumuladas / Estatísticas Cumulativas

As of 18 JUL 2007

PAN - PANAMA

PITCHING

No	Player	L/R	W	L	S	ERA	GP	GS	CG	Sho	IP	H	R	ER	HR	BB	IBB	SO	HP	SH	SF	WP	BK
31	GOMEZ M	R	1	-	-	5.41	2	-	-	-	6.2	10	5	4	1	1	-	4	-	-	-	-	-
10	HERRERA R	L	-	1	-	5.40	2	1	-	-	5.0	5	3	3	-	1	-	2	-	-	-	-	-
81	MENDEZ G	R	-	-	-	4.50	1	-	-	-	2.0	1	1	1	1	-	-	2	-	-	-	-	-
23	MONTILLA R	R	-	-	-	0.00	2	-	-	-	2.0	1	-	-	-	-	-	-	-	-	-	-	-
56	PICOTA L	R	-	-	-	0.00	1	-	-	-	3.0	2	2	-	-	1	1	2	1	-	-	-	-
29	RAMIREZ R	L	-	-	-	7.73	1	1	-	-	2.1	5	2	2	-	-	-	1	-	-	-	-	-
14	TELLO R	R	1	-	-	1.50	1	1	-	-	6.0	5	1	1	-	1	-	3	-	-	-	1	-
Totals:			2	1	-	0.00	3	3	-	-	27.0	29	14	-	2	4	1	14	1	-	-	1	-

CATCHING

No	Player	GP	IP	PB	SB	CS
16	GONZALEZ D	3	27.0	1	1	-
Totals:		3	27.0	1	1	-

Note:

Team ER may not be the sum of player participation

Legend:

BB Bases on balls allowed	BK Balk	CG Complete games	CS Caught stealing
ER Earned runs allowed	ERA Earned run average	GP Games pitched/played	GS Games started
H Hits allowed	HP Hit by pitch	HR Home runs allowed	IBB Intentional bases on balls
IP Innings pitched/played	L Losses	L/R Left or right handed	No Uniform number
PB Passed balls	R Runs allowed	S Saves	SB Stolen bases allowed
SF Sacrifice flies allowed	SH Sacrifice hits allowed	Sho Shutouts	SO Strikeouts
W Wins	WP Wild pitches		

Cumulative Statistics

Estadísticas Acumuladas / Estatísticas Cumulativas

As of 20 JUL 2007

USA - UNITED STATES

BATTING AND FIELDING

No	Player	BA	GP	AB	R	H	2B	3B	HR	RBI	SLG%	OB%	SO	BB	IBB	SH	SF	HP	SB	CS	Pos	GP	IP	PO	A	E	FLD%	DP
25	ALVAREZ P	.300	5	20	2	6	2	-	-	8	.400	.318	4	1	-	-	1	-	1	-	3B	5	45.0	3	9	2	.857	1
28	BERRY R	.000	2	-	-	-	-	-	-	-	-	-	-	-	-	-	-	-	-	-	P	2	6.1	-	-	-	-	-
15	DANKS J	.158	5	19	7	3	1	-	-	1	.211	.333	6	5	-	-	-	-	1	-	CF	5	45.0	10	-	-	1.000	-
8	ESPINOSA D	.267	5	15	2	4	1	-	-	1	.333	.267	4	-	-	-	-	-	2	-	SS	5	37.2	7	11	1	.947	1
5	FLAHERTY R	.125	5	16	-	2	1	-	-	1	.188	.176	3	1	-	1	-	-	1	-	2B	5	44.0	15	19	2	.944	2
11	FORSYTHE L	.625	5	16	3	10	1	-	-	4	.688	.700	3	4	-	2	-	-	2	1	LF	5	45.0	6	1	-	1.000	-
14	HUNTER B	.000	3	-	-	-	-	-	-	-	-	-	-	-	-	-	-	-	-	-	P	3	3.2	-	-	-	-	-
36	KELLY J	.000	1	-	-	-	-	-	-	-	-	-	-	-	-	-	-	-	-	-	P	1	2.0	-	1	-	1.000	-
6	KIESCHNICK R	.429	5	14	2	6	2	-	-	1	.571	.467	1	1	-	-	-	-	-	-	RF	5	37.0	8	-	-	1.000	-
40	LYNN L	.000	1	-	-	-	-	-	-	-	-	-	-	-	-	-	-	-	-	-	P	1	7.0	-	-	-	-	-
17	MATUSZ B	.000	1	-	-	-	-	-	-	-	-	-	-	-	-	-	-	-	-	-	P	1	6.1	-	2	-	1.000	-
18	MEDICA T	.333	2	3	2	1	-	-	-	-	.333	.500	1	-	-	-	-	1	1	-	RF	1	1.0	-	-	-	-	-
9	MERCER J	.500	3	4	1	2	-	-	-	1	.500	.600	-	-	-	-	-	1	-	-	P	2	2.1	1	-	-	1.000	-
35	PARAMORE P	.143	5	14	2	2	1	-	-	-	.214	.250	3	2	-	1	-	-	-	1	C	5	38.0	25	3	-	1.000	-
4	ROMANSKI J	.000	2	2	-	-	-	-	-	-	.000	.000	1	-	-	-	-	-	-	-	P	1	1.1	-	-	-	-	-
44	ROSS T	.000	2	-	-	-	-	-	-	-	-	-	-	-	-	-	-	-	-	-	P	2	8.2	4	3	-	1.000	-
7	SATTERWHITE C	.000	4	-	-	-	-	-	-	-	-	-	-	-	-	-	-	-	-	-	P	4	3.1	1	-	-	1.000	-
10	SMOAK J	.190	5	21	1	4	1	-	-	2	.238	.227	7	1	-	-	-	-	-	-	1B	4	36.0	38	4	-	1.000	-
24	THOMPSON J	.000	1	-	-	-	-	-	-	-	-	-	-	-	-	-	-	-	-	-	P	1	4.0	-	1	-	1.000	-
34	WALLACE B	.222	5	18	1	4	1	-	-	2	.278	.211	3	-	-	-	1	-	-	-	1B	1	9.0	7	-	-	1.000	-
	Totals:	.272	5	162	23	44	11	-	-	21	.340	.337	36	15	-	4	2	2	8	2	DH	4	-	-	-	-	-	-

GDP: ALVAREZ Pedro (2); PARAMORE Petey (1); WALLACE Brett (2)

Note:

Team GP,DP and IP are not the sum of player participation

Legend:

1B First base	2B Doubles/Second base	3B Triples/Third base	A Assists
AB At Bats	BA Batting average	BB Bases on balls	C Catcher
CF Center fielder	CS Caught stealing	DH Designated hitter	DP Double play
E Errors	FLD% Fielding average	GDP Grounded into double play	GP Games played
H Hits	HP Hit by pitch	HR Home runs	IP Innings played
I/O Reached base on interference or obstruction	OB% On base percentage	IBB Intentional bases on balls	PH Pinch hitter
LF Left fielder	Pos Fielding position	P Pitcher	R Runs
PO Put outs	RF Right fielder	PR Pinch runner	SF Sacrifice flies
RBI Runs batted In	SLG% Slugging percentage	SB Stolen bases	SS Shortstop
SH Sacrifice hits		SO Strike outs	

Cumulative Statistics

Estadísticas Acumuladas / Estatísticas Cumulativas

As of 20 JUL 2007

USA - UNITED STATES

PITCHING

No	Player	L/R	W	L	S	ERA	GP	GS	CG	Sho	IP	H	R	ER	HR	BB	IBB	SO	HP	SH	SF	WP	BK
28	BERRY R	R	-	-	-	4.27	2	1	-	-	6.1	5	3	3	1	5	-	5	-	-	-	-	-
14	HUNTER B	R	-	-	-	0.00	3	-	-	-	3.2	2	-	-	-	3	-	2	-	-	-	1	-
36	KELLY J	R	1	-	-	4.50	1	-	-	-	2.0	2	2	1	-	2	-	-	-	-	-	-	-
40	LYNN L	R	1	-	-	2.57	1	1	-	-	7.0	5	3	2	-	2	-	1	-	-	-	-	-
17	MATUSZ B	L	1	-	-	1.42	1	1	-	-	6.1	3	1	1	-	4	-	5	-	1	-	-	-
9	MERCER J	R	-	-	-	0.00	2	-	-	-	2.1	1	1	-	-	-	-	1	2	-	-	-	-
4	ROMANSKI J	L	-	-	-	0.00	1	-	-	-	1.1	1	-	-	-	1	-	2	-	-	-	1	-
44	ROSS T	R	1	-	-	1.04	2	1	-	-	8.2	6	1	1	1	2	-	10	-	1	-	-	-
7	SATTERWHITE C	R	-	-	-	0.00	4	-	-	-	3.1	1	-	-	-	2	-	3	-	-	-	-	-
24	THOMPSON J	R	-	1	-	6.75	1	1	-	-	4.0	7	3	3	-	1	-	1	-	1	-	-	-
Totals:			4	1	-	0.00	5	5	-	-	45.0	33	14	-	2	22	-	30	2	3	-	2	-

CATCHING

No	Player	GP	IP	PB	SB	CS
35	PARAMORE P	5	38.0	1	1	-
Totals:		5	45.0	1	1	-

Note:

Team ER may not be the sum of player participation

Legend:

BB Bases on balls allowed	BK Balk	CG Complete games	CS Caught stealing
ER Earned runs allowed	ERA Earned run average	GP Games pitched/played	GS Games started
H Hits allowed	HP Hit by pitch	HR Home runs allowed	IBB Intentional bases on balls
IP Innings pitched/played	L Losses	L/R Left or right handed	No Uniform number
PB Passed balls	R Runs allowed	S Saves	SB Stolen bases allowed
SF Sacrifice flies allowed	SH Sacrifice hits allowed	Sho Shutouts	SO Strikeouts
W Wins	WP Wild pitches		

Cumulative Statistics

Estadísticas Acumuladas / Estatísticas Cumulativas

As of 18 JUL 2007

VEN - VENEZUELA

BATTING AND FIELDING

No	Player	BA	GP	AB	R	H	2B	3B	HR	RBI	SLG%	OB%	SO	BB	IBB	SH	SF	HP	SB	CS	Pos	GP	IP	PO	A	E	FLD%	DP	
11	ACUÑA R	.538	3	13	2	7	4	-	-	1	.846	.600	2	2	-	-	-	-	-	-	-	LF	3	27.0	10	-	-	1.000	-
7	APONTE J	.083	3	12	-	1	1	-	-	1	.167	.154	2	1	-	-	-	-	-	-	-	CF	3	27.0	7	-	-	1.000	-
5	CHAVEZ D	.091	3	11	2	1	-	-	-	-	.091	.167	3	1	-	-	-	-	-	-	-	SS	3	27.0	6	5	-	1.000	-
25	CORDOVA L	.000	1	1	-	-	-	-	-	-	-	.000	1	-	-	-	-	-	-	-	-	DH	1	-	-	-	-	-	-
																						PR	1	-	-	-	-	-	-
47	GARCIA Y	.167	2	6	-	1	-	-	-	1	.167	.167	1	-	-	-	-	-	-	-	-	C	2	17.0	14	-	-	1.000	1
16	GUANCHES A	.000	2	-	-	-	-	-	-	-	-	-	-	-	-	-	-	-	-	-	-	P	2	3.0	-	2	-	1.000	-
24	LANDAETA A	.000	1	-	-	-	-	-	-	-	-	-	-	-	-	-	-	-	-	-	-	P	1	2.1	1	1	-	1.000	-
22	LANDAETA L	.250	2	8	-	2	1	-	-	1	.375	.250	1	-	-	-	-	-	-	-	-	DH	2	-	-	-	-	-	-
32	LARREAL G	.000	1	-	-	-	-	-	-	-	-	-	-	-	-	-	-	-	-	-	-	P	1	1.1	-	-	-	-	-
29	MARTINEZ O	.000	1	-	-	-	-	-	-	-	-	-	-	-	-	-	-	-	-	-	-	P	1	4.2	-	2	-	1.000	-
30	MORY C	.000	2	-	-	-	-	-	-	-	-	-	-	-	-	-	-	-	-	-	-	P	2	2.1	-	-	-	-	-
10	NIEVES J	.429	3	7	1	3	-	-	1	1	.857	.429	3	-	1	-	-	-	-	-	-	1B	2	11.0	8	1	-	1.000	-
																						3B	1	8.0	-	3	1	.750	-
																						PR	1	-	-	-	-	-	-
6	PALMA R	.000	1	-	-	-	-	-	-	-	-	-	-	-	-	-	-	-	-	-	-	P	1	3.0	-	1	-	1.000	-
28	PINTO R	.250	2	4	-	1	-	-	-	-	.250	.500	1	2	-	-	-	-	-	-	-	C	2	10.0	4	-	1	.800	-
																						PH	1	-	-	-	-	-	-
18	RAMIREZ M	.100	3	10	-	1	-	-	-	-	.100	.250	2	2	-	-	-	-	-	-	-	1B	2	16.0	14	6	-	1.000	-
																						DH	1	-	-	-	-	-	-
17	REYES R	.231	3	13	-	3	-	-	-	1	.231	.231	2	-	-	-	-	-	-	-	-	RF	3	27.0	5	-	-	1.000	-
1	RODRIGUEZ L	.375	3	8	1	3	1	-	-	1	.500	.444	1	-	-	4	-	1	-	-	-	2B	3	27.0	6	3	1	.900	-
26	TORRES L	.000	1	-	-	-	-	-	-	-	-	-	-	-	-	-	-	-	-	-	-	P	1	6.0	3	1	-	1.000	-
21	TORRES S	.125	2	8	1	1	1	-	-	-	.250	.125	5	-	-	-	-	-	-	-	-	3B	2	19.0	3	5	-	1.000	1
20	YEPEZ J	.000	1	-	-	-	-	-	-	-	-	-	-	-	-	-	-	-	-	-	-	P	1	4.1	-	-	1	.000	-
	Totals:	.238	3	101	7	24	8	-	1	7	.347	.300	24	8	1	4	-	1	-	-	-		3	27.0	81	30	4	.965	-

GDP: RAMIREZ Manuel (1); TORRES Saul (1)

Note:

Team GP,DP and IP are not the sum of player participation

Legend:

1B First base	2B Doubles/Second base	3B Triples/Third base	A Assists
AB At Bats	BA Batting average	BB Bases on balls	C Catcher
CF Center fielder	CS Caught stealing	DH Designated hitter	DP Double play
E Errors	FLD% Fielding average	GDP Grounded into double play	GP Games played
H Hits	HP Hit by pitch	HR Home runs	IP Innings played
I/O Reached base on interference or obstruction	IBB Intentional bases on balls	P Pitcher	PH Pinch hitter
LF Left fielder	OB% On base percentage	PR Pinch runner	R Runs
PO Put outs	Pos Fielding position	SB Stolen bases	SF Sacrifice flies
RBI Runs batted In	RF Right fielder	SO Strike outs	SS Shortstop
SH Sacrifice hits	SLG% Slugging percentage		

Final Summary

Resumen del Torneo (partidos de clasificación) / Sumário Final

As of 20 JUL 2007 at 11:51

Preliminary Round

Group A

	USA	NCA	DOM	BRA	Games			Runs		W/L%	GB
					Played	Won	Lost	For	Against		
USA		8-4	5-1	7-5	3	3	0	20	10	1.000	-
NCA	4-8		2-0	0-1	3	1	2	6	9	.333	2
DOM	1-5	0-2		14-2	3	1	2	15	9	.333	2
BRA	5-7	1-0	2-14		3	1	2	8	21	.333	2

Group B

	CUB	MEX	PAN	VEN	Games			Runs		W/L%	GB
					Played	Won	Lost	For	Against		
CUB		8-1	3-4	4-3	3	2	1	15	8	.667	-
MEX	1-8		9-0	3-2	3	2	1	13	10	.667	-
PAN	4-3	0-9		4-2	3	2	1	8	14	.667	-
VEN	3-4	2-3	2-4		3	0	3	7	11	.000	2

Semifinal	Final
-----------	-------

USA (H)

#13 WED 18 JUL 14:15

City of Rock-Field 1

MEX (V)

USA (H)

2 - 1

Gold Medal

#19 FRI 20 JUL 9:00

CUB

3 - 1

CUB (H)

City of Rock-Field 1

#14 WED 18 JUL 14:15

City of Rock-Field 2

NCA (V)

CUB (V)

4 - 0

Silver Medal

USA

Legend:

GB Games Behind
S Suspended Game

H Home Team
V Visiting Team

RDR Game ended by Run Difference Rule
W/L% Win/Loss Percentage

Based on IBAF regulation the bronze medals will be granted to Mexico and Nicaragua.

Team Statistics

Estadísticas del Equipo / Estatística das Equipes

As of 20 JUL 2007 at 11:52
INCLUDING COMPLETED GAMES 19

BATTING

Rank	Team	Gr	BA	GP	AB	R	H	2B	3B	HR	RBI	SLG%	OB%	SO	BB	IBB	SH	SF	HP	I/O	SB	CS	LOB	GDP
1	USA	A	.272	5	162	23	44	11	-	-	21	.340	.337	36	15	-	4	2	2	-	8	2	32	5
2	CUB	B	.271	5	166	22	45	3	2	3	19	.367	.348	26	17	3	9	1	3	-	7	-	49	4
3	DOM	A	.247	3	97	15	24	1	-	4	12	.381	.362	15	17	-	2	1	1	-	-	-	31	3
4	VEN	B	.238	3	101	7	24	8	-	1	7	.347	.300	24	8	1	4	-	1	-	-	-	29	2
5	PAN	B	.237	3	97	8	23	4	-	1	7	.309	.295	18	7	-	1	-	1	-	-	-	17	3
6	MEX	B	.229	4	140	14	32	6	-	2	13	.314	.314	27	16	2	1	1	2	-	3	-	33	-
7	BRA	A	.207	3	87	8	18	4	-	-	7	.253	.337	19	12	-	2	-	5	-	4	-	25	4
8	NCA	A	.171	4	123	6	21	3	-	1	5	.220	.203	14	4	1	3	-	1	-	-	-	22	4

FIELDING

Rank	Team	Gr	GP	PO	A	E	DP	FLD%
1	CUB	B	5	132	46	-	-	1.000
2	PAN	B	3	81	37	1	-	.992
3	BRA	A	3	77	32	3	-	.973
4	NCA	A	4	102	58	5	-	.970
5	USA	A	5	135	55	6	-	.969
6	MEX	B	4	108	34	5	-	.966
7	VEN	B	3	81	30	4	-	.965
8	DOM	A	3	75	32	5	-	.955

CATCHING

Team	Gr	GP	PB	SB	CS
BRA	A	3	1	2	-
CUB	B	5	-	-	-
DOM	A	3	-	3	-
MEX	B	4	1	1	-
NCA	A	4	-	8	2
PAN	B	3	1	1	-
USA	A	5	1	3	-
VEN	B	3	-	4	-

PITCHING

Rank	Team	Gr	W	L	S	ERA	GP	CG	Sho	IP	H	R	ER	HR	BB	IBB	SO	HP	SH	SF	WP	BK
1	USA	A	4	1	-	0.00	5	-	-	45.0	33	14	-	2	22	-	30	2	3	-	2	-
2	CUB	B	4	1	-	0.00	5	-	-	44.0	34	9	-	1	5	-	46	-	3	-	2	-
3	MEX	B	2	2	-	0.00	4	-	-	36.0	33	12	-	3	12	1	31	3	4	-	2	-
4	NCA	A	1	3	-	0.00	4	-	-	34.0	32	13	-	-	16	1	16	1	5	2	-	-
5	PAN	B	2	1	-	0.00	3	-	-	27.0	29	14	-	2	4	1	14	1	-	-	1	-
5	VEN	B	-	3	-	0.00	3	-	-	27.0	23	11	-	1	18	3	14	2	5	2	3	1
7	BRA	A	1	2	-	0.00	3	-	-	25.0	28	21	-	3	12	1	11	4	3	1	1	-
7	DOM	A	1	2	-	0.00	3	-	-	25.0	19	9	-	-	7	-	17	3	3	-	1	1

Legend:

2B Doubles	3B Triples	A Assists	AB At bats	BA Batting average
BB Bases on balls	BK Balks	CG Complete games	CS Caught stealing	DP Double plays
E Errors	ER Earned runs	ERA Earned run average	FLD% Fielding percentage	H Hits
GDP Grounded into double play	IBB Intentional bases on balls	GP Games played/pitched	I/O Reached base on interference or obstruction	HP Hit by pitch
HR Home runs	IP Innings pitched	L Losses	LOB Left on base	OB% On base percentage
PB Passed balls	PO Putouts	R Runs	RBI Runs batted in	S Saves
SB Stolen bases	SF Sacrifice flies	SH Sacrifice hits	Sho Shutouts	SLG% Slugging percentage
SO Strikeouts	W Wins	WP Wild pitches		

Game Summary (Box Score)

Resultados de Partido / Resultados Finais

United States (USA) 1 - Cuba (CUB) 3

Team	1	2	3	4	5	6	7	8	9	R	H	E	LOB
CUB	0	0	2	1	0	0	0	0	0	3	10	0	8
USA	0	0	0	1	0	0	0	0	0	1	5	0	3

CUB-Cuba	Pos	AB	R	H	RBI	BB	SO	PO	A	E
DUVERGEL G	CF	5	1	1	-	-	-	2	1	-
URGELLES Y	RF	3	1	1	-	2	-	-	-	-
GOURRIEL Y	3B	4	-	1	-	-	-	1	2	-
MAYETA A	1B	4	-	1	2	-	2	9	-	-
CEPEDA F	LF	4	-	-	-	-	2	1	-	-
URRUTIA O	DH	4	1	4	-	-	-	-	-	-
*CESPEDES Y	DH	-	-	-	-	-	-	-	-	-
	PR	-	-	-	-	-	-	-	-	-
PESTANO A	C	3	-	-	-	-	2	12	-	-
RAMIREZ A	2B	4	-	1	-	-	-	-	2	-
PARET E	SS	4	-	1	1	-	-	2	2	-
PALMA A	P	-	-	-	-	-	-	-	1	-
*LAZO PL	P	-	-	-	-	-	-	-	-	-
Totals:		35	3	10	3	2	6	27	8	0

Top 8th CESPEDES Y ran for (76) URRUTIA O
Bottom 8th LAZO PL enter as Pitcher

USA-United States	Pos	AB	R	H	RBI	BB	SO	PO	A	E
DANKS J	CF	4	1	1	-	-	3	2	-	-
FORSYTHE L	LF	3	-	-	-	-	1	2	-	-
ALVAREZ P	3B	4	-	1	-	-	1	-	1	-
SMOAK J	1B	4	-	1	1	-	1	10	1	-
WALLACE B	DH	3	-	-	-	-	1	-	-	-
PARAMORE P	C	3	-	-	-	-	1	6	-	-
FLAHERTY R	2B	2	-	-	-	-	1	2	5	-
*MERCER J	2B	1	-	-	-	-	-	-	-	-
	PH	-	-	-	-	-	-	-	-	-
ESPINOSA D	SS	3	-	1	-	-	2	3	2	-
KIESCHNICK R	RF	2	-	1	-	-	-	1	-	-
*MEDICA T	RF	1	-	-	-	-	1	-	-	-
	PH	-	-	-	-	-	-	-	-	-
THOMPSON J	P	-	-	-	-	-	-	-	1	-
*ROSS T	P	-	-	-	-	-	-	-	-	-
*ROMANSKI J	P	-	-	-	-	-	-	-	-	-
*HUNTER B	P	-	-	-	-	-	-	-	-	-
*SATTERWHITE C	P	-	-	-	-	-	-	1	-	-
Totals:		30	1	5	1	0	12	27	10	0

Top 5th ROSS T enter as Pitcher
Top 7th ROMANSKI J enter as Pitcher
Top 8th HUNTER B enter as Pitcher
Bottom 8th MERCER J hit for (5) FLAHERTY R
Bottom 8th MEDICA T hit for (6) KIESCHNICK R
Top 9th SATTERWHITE C enter as Pitcher

2B - CUB 2 - URRUTIA Osmani, MAYETA Alexander; USA 1 - DANKS Jordan
SB - CUB 1 - URRUTIA Osmani; USA 0
SH - CUB 1 - PESTANO Ariel; USA 1 - FORSYTHE Logan
GDP - CUB 1 - MAYETA Alexander; USA 0
DP - CUB 0; USA 0 - FLAHERTY Ryan



Game Summary (Box Score)

Resultados de Partido / Resultados Finais

CUB-Cuba	W/L/S	IP	H	R	ER	BB	SO	HR	WP	BK
PALMA A	W(2,0,0)	7.2	4	1	1	-	9	-	-	-
LAZO PL		1.1	1	-	-	-	3	-	-	-
Totals:		9.0	5	1	0	0	12	0	0	0

USA-United States	W/L/S	IP	H	R	ER	BB	SO	HR	WP	BK
THOMPSON J	L(0,1,0)	4.0	7	3	3	1	1	-	-	-
ROSS T		2.0	2	-	-	-	3	-	-	-
ROMANSKI J		1.1	1	-	-	1	2	-	1	-
HUNTER B		0.2	-	-	-	-	-	-	-	-
SATTERWHITE C		1.0	-	-	-	-	-	-	-	-
Totals:		9.0	10	3	0	2	6	0	1	0

UMPIRES

(HP) REY Carlos (PUR)
(2B) PEREZ PEREZ Daniel (DOM)

(1B) LIM BERNAL Rigoberto (MEX)
(3B) REYES Allan (NCA)

TECHNICAL COMMISSIONERS

NAKASHIMA Paulo (BRA)
LIE AOYAGUI Cristina (BRA)

SUGIMOTO Carlos Tetuo (BRA)
MAYUMI BANDO Lucy (BRA)

YAMAMOTO Alberto Hiroshi (BRA)
SAKIHARA IGI Rubia (BRA)

SCOREKEEPERS

LENGTH OF GAME: 2h 40min

ATTENDANCE: 224

CONDITIONS: Sunny

TEMPERATURE: 18C/64F

HUMIDITY: 67%

Legend:

1B First baseman	2B Doubles/Second baseman	3B Triples/Third baseman	A Assists
AB At Bats	BB Bases on Balls	BK Balk	C Catcher
CF Center fielder	CS Caught Stealing	DH Designated hitter	DP Double Plays
E Errors	ER Earned Runs	GDP Grounded into double play	H Hits
HBP Hit by pitch	HP Home plate	HR Home Runs	IBB Intentional Bases on Balls
I/O Reached base on interference or obstruction			IP Innings pitched
L Losses	LF Left fielder	LOB Left on base	P Pitcher
PB Passed balls	PH Pinch hitter	PO Put outs	Pos Fielding position
PR Pinch runner	R Runs	RBI Runs batted In	RF Right fielder
S Saves	SB Stolen bases	SH Sacrifice hits	SF Sacrifice flies
SO Strike outs	SS Shortstop	TP Triple plays	W Wins
WP Wild Pitches	* Substitutions		

Game Summary (Box Score)

Resultados de Partido / Resultados Finais

United States (USA) 2 - Mexico (MEX) 1

Team	1	2	3	4	5	6	7	8	9	R	H	E	LOB
MEX	0	0	1	0	0	0	0	0	0	1	5	1	9
USA	0	0	0	0	2	0	0	0	x	2	8	0	5

MEX-Mexico	Pos	AB	R	H	RBI	BB	SO	PO	A	E
TERRAZAS MAGAÑA	CF	4	-	1	1	1	-	3	-	-
SANDOVAL JL	SS	3	-	-	-	1	-	4	-	-
GARCIA AGUAYO G	DH	4	-	-	-	-	1	-	-	-
GARCIA LA	RF	4	-	-	-	-	1	1	2	-
VALDEZ MA	1B	2	-	1	-	2	-	6	-	-
GIL REYES G	C	4	-	-	-	-	1	8	1	-
SUAREZ LM	LF	4	-	1	-	-	2	-	-	-
GIL AGUILAR B	3B	3	1	2	-	1	-	2	1	1
ESPINOZA E	2B	2	-	-	-	1	-	-	1	-
CAMPOS F	P	-	-	-	-	-	-	-	4	-
*RAMIREZ SANCHEZ	P	-	-	-	-	-	-	-	-	-
Totals:		30	1	5	1	6	5	24	9	1

Bottom 7th RAMIREZ SANCHEZ enter as Pitcher

USA-United States	Pos	AB	R	H	RBI	BB	SO	PO	A	E
DANKS J	CF	4	-	-	-	-	1	2	-	-
FORSYTHE L	LF	4	-	3	1	-	1	-	-	-
ALVAREZ P	3B	4	-	-	-	-	1	2	2	-
SMOAK J	1B	3	-	-	-	1	3	11	-	-
WALLACE B	DH	3	-	1	-	-	-	-	-	-
PARAMORE P	C	3	-	-	-	-	-	3	3	-
FLAHERTY R	2B	3	-	1	-	-	-	4	4	-
ESPINOSA D	SS	3	1	1	-	-	2	3	2	-
KIESCHNICK R	RF	3	1	2	1	-	-	2	-	-
MATUSZ B	P	-	-	-	-	-	-	-	2	-
*HUNTER B	P	-	-	-	-	-	-	-	-	-
*SATTERWHITE C	P	-	-	-	-	-	-	-	-	-
Totals:		30	2	8	2	1	8	27	13	0

Top 7th HUNTER B enter as Pitcher

Top 9th SATTERWHITE C enter as Pitcher

2B - MEX 1 - GIL AGUILAR Benjamin; USA 3 - KIESCHNICK Roger (2), ESPINOSA Danny

SH - MEX 1 - ESPINOZA Efren; USA 0

MEX-Mexico	W/L/S	IP	H	R	ER	BB	SO	HR	WP	BK
CAMPOS F	L(0,1,0)	6.1	7	2	2	1	4	-	-	-
RAMIREZ SANCHEZ		1.2	1	-	-	-	4	-	-	-
Totals:		8.0	8	2	0	1	8	0	0	0

USA-United States	W/L/S	IP	H	R	ER	BB	SO	HR	WP	BK
MATUSZ B	W(1,0,0)	6.1	3	1	1	4	5	-	-	-
HUNTER B		2.1	2	-	-	1	-	-	1	-
SATTERWHITE C		0.1	-	-	-	1	-	-	-	-
Totals:		9.0	5	1	0	6	5	0	1	0



City of Rock-Field 1
Ciudad del Rock-Campo 1
Cidade do Rock-Campo 1

18 JUL 2007
14:15

Baseball
Béisbol / Beisebol

Men
Hombres / Hommes

Semifinal - Game 13
Semifinal - Partido 13 / Semifinal - Jogo 13

Game Summary (Box Score)

Resultados de Partido / Resultados Finais

UMPIRES	(HP) PEREZ PEREZ Daniel (DOM)	(1B) VALDÉS Luis Cesar (CUB)	
	(2B) RODRIGUEZ Juan (PUR)	(3B) MATSUO Seidi (BRA)	
	(RU) HATANAKA Kiofumi (BRA)		
TECHNICAL COMMISSIONERS	COBOS PÉREZ Marcos (PAN)	LACHANCE André (CAN)	SUGIMOTO Carlos Tetuo (BRA)
SCOREKEEPERS	MAYUMI BANDO Lucy (BRA)	MISSAE TANAKA Simone (BRA)	YUMI EBISAWA Leticia (BRA)
LENGTH OF GAME: 1h 49min		ATTENDANCE: 0	
CONDITIONS: Cloudy		TEMPERATURE: 17C/62F	HUMIDITY: 67%

Legend:

1B First baseman	2B Doubles/Second baseman	3B Triples/Third baseman	A Assists
AB At Bats	BB Bases on Balls	BK Balk	C Catcher
CF Center fielder	CS Caught Stealing	DH Designated hitter	DP Double Plays
E Errors	ER Earned Runs	GDP Grounded into double play	H Hits
HBP Hit by pitch	HP Home plate	HR Home Runs	IBB Intentional Bases on Balls
I/O Reached base on interference or obstruction			IP Innings pitched
L Losses	LF Left fielder	LOB Left on base	P Pitcher
PB Passed balls	PH Pinch hitter	PO Put outs	Pos Fielding position
PR Pinch runner	R Runs	RBI Runs batted In	RF Right fielder
S Saves	SB Stolen bases	SH Sacrifice hits	SF Sacrifice flies
SO Strike outs	SS Shortstop	TP Triple plays	W Wins
WP Wild Pitches	* Substitutions		

Game Summary (Box Score)

Resultados de Partido / Resultados Finais

Cuba (CUB) 4 - Nicaragua (NCA) 0

Team	1	2	3	4	5	6	7	8	9	R	H	E	LOB
NCA	0	0	0	0	0	0	0	0	0	0	6	2	7
CUB	0	2	0	0	0	0	2	0	x	4	9	0	11

NCA-Nicaragua	Pos	AB	R	H	RBI	BB	SO	PO	A	E
LOPEZ ER	SS	4	-	1	-	-	-	2	3	1
AVELLAN CHAMOR.	3B	4	-	2	-	-	1	2	2	1
SOTELO DF	LF	4	-	-	-	-	1	-	-	-
RIVAS JC	RF	3	-	1	-	1	1	1	-	-
LOAISIGA PALMA	DH	4	-	2	-	-	1	-	-	-
CARDOZE NR	2B	4	-	-	-	-	-	2	4	-
GUIDO S	1B	4	-	-	-	-	1	9	2	-
MENA SA	C	3	-	-	-	-	-	5	-	-
TALAVERA EO	CF	3	-	-	-	-	1	3	-	-
PINEDA JR	P	-	-	-	-	-	-	-	-	-
*PORTOBANCO LDJ	P	-	-	-	-	-	-	-	1	-
*SAENZ MORALES J	P	-	-	-	-	-	-	-	-	-
Totals:		33	0	6	0	1	6	24	12	2

CUB-Cuba	Pos	AB	R	H	RBI	BB	SO	PO	A	E
DUVERGEL G	CF	5	1	3	1	-	-	4	-	-
URGELLES Y	RF	4	1	-	-	1	2	4	-	-
GOURRIEL Y	3B	5	-	1	2	-	1	-	-	-
MAYETA A	1B	3	-	-	-	1	-	10	-	-
CEPEDA F	LF	4	1	2	-	-	-	1	-	-
URRUTIA O	DH	2	1	1	-	-	1	-	-	-
PESTANO A	C	2	-	-	-	1	-	6	-	-
RAMIREZ A	2B	3	-	1	1	-	-	-	4	-
PARET E	SS	4	-	1	-	-	1	2	4	-
SANCHEZ E	P	-	-	-	-	-	-	-	1	-
*MAYA Y	P	-	-	-	-	-	-	-	-	-
*CHAPMAN de la A	P	-	-	-	-	-	-	-	-	-
Totals:		32	4	9	4	3	5	27	9	0

Bottom 2nd PORTOBANCO LDJ enter as Pitcher
Bottom 7th SAENZ MORALES J enter as Pitcher

Top 8th MAYA Y enter as Pitcher
Top 9th CHAPMAN de la A enter as Pitcher

2B - NCA 1 - AVELLAN CHAMORRO Jorge Luis; CUB 0
SB - NCA 0; CUB 3 - DUVERGEL Giorvis (2), URRUTIA Osmani
SH - NCA 0; CUB 2 - PESTANO Ariel, URRUTIA Osmani
GDP - NCA 0; CUB 1 - CEPEDA Frederich
DP - NCA 0 - CARDOZE Norman Rene; CUB 0

NCA-Nicaragua	W/L/S	IP	H	R	ER	BB	SO	HR	WP	BK
PINEDA JR	L(0,1,0)	1.1	4	2	2	-	1	-	-	-
PORTOBANCO LDJ		4.2	4	2	-	2	2	-	-	-
SAENZ MORALES J		2.0	1	-	-	1	2	-	-	-
Totals:		8.0	9	4	0	3	5	0	0	0

CUB-Cuba	W/L/S	IP	H	R	ER	BB	SO	HR	WP	BK
SANCHEZ E	W(1,1,0)	7.0	4	-	-	1	3	-	-	-
MAYA Y		1.0	1	-	-	-	1	-	-	-
CHAPMAN de la A		1.0	1	-	-	-	2	-	-	-
Totals:		9.0	6	0	0	1	6	0	0	0

IBB - NCA 1 - RAMIREZ A by PORTOBANCO LDJ; CUB 0
HBP - NCA 1 - URRUTIA O by SAENZ MORALES J; CUB 0



City of Rock-Field 2
Ciudad del Rock-Campo 2
Cidade do Rock-Campo 2

18 JUL 2007
14:15

Baseball
Béisbol / Beisebol

Men
Hombres / Hommes

Semifinal - Game 14
Semifinal - Partido 14 / Semifinal - Jogo 14

Game Summary (Box Score)

Resultados de Partido / Resultados Finais

UMPIRES	(HP) ROBERT UYL Mark (USA) (2B) VINDA Abdiel (PAN) (RU) YAMADA Paulo Yssamu (BRA)	(1B) REY Carlos (PUR) (3B) MORITACA Chunyti (BRA)	
TECHNICAL COMMISSIONERS	BELEÑO GOMEZ Simon (COL)	CALIENDO Peter Mario (USA)	YAMAMOTO Alberto Hiroshi (BRA)
SCOREKEEPERS	LIE AOYAGUI Cristina (BRA)	SAKIHARA IGI Rubia (BRA)	TOSHIKIO ITO Marcia (BRA)
LENGTH OF GAME:		ATTENDANCE: 45	
CONDITIONS: Cloudy		TEMPERATURE: 17C/62F	HUMIDITY: 67%

Legend:

1B First baseman	2B Doubles/Second baseman	3B Triples/Third baseman	A Assists
AB At Bats	BB Bases on Balls	BK Balk	C Catcher
CF Center fielder	CS Caught Stealing	DH Designated hitter	DP Double Plays
E Errors	ER Earned Runs	GDP Grounded into double play	H Hits
HBP Hit by pitch	HP Home plate	HR Home Runs	IBB Intentional Bases on Balls
I/O Reached base on interference or obstruction			IP Innings pitched
L Losses	LF Left fielder	LOB Left on base	P Pitcher
PB Passed balls	PH Pinch hitter	PO Put outs	Pos Fielding position
PR Pinch runner	R Runs	RBI Runs batted In	RF Right fielder
S Saves	SB Stolen bases	SH Sacrifice hits	SF Sacrifice flies
SO Strike outs	SS Shortstop	TP Triple plays	W Wins
WP Wild Pitches	* Substitutions		

Game Summary (Box Score)

Resultados de Partido / Resultados Finais

Panama (PAN) 4 - Cuba (CUB) 3

Team	1	2	3	4	5	6	7	8	9	R	H	E	LOB
CUB	1	0	1	0	0	0	1	0	0	3	10	0	6
PAN	0	0	0	0	4	0	0	0	x	4	10	0	5

CUB-Cuba	Pos	AB	R	H	RBI	BB	SO	PO	A	E
DUVERGEL G	CF	4	2	3	-	-	1	2	-	-
PARET E	SS	4	-	1	-	-	-	-	4	-
GOURRIEL Y	3B	3	-	1	1	1	-	-	3	-
MAYETA A	1B	4	-	-	1	-	-	11	-	-
CEPEDA F	LF	4	-	-	-	-	1	1	-	-
URRUTIA O	DH	4	-	-	-	-	1	-	-	-
URGELLES Y	RF	4	1	3	-	-	-	3	-	-
PESTANO A	C	4	-	1	-	-	1	6	1	-
RAMIREZ A	2B	3	-	1	1	-	-	1	2	-
SANCHEZ E	P	-	-	-	-	-	-	-	2	-
*MAYA Y	P	-	-	-	-	-	-	-	-	-
*GONZALEZ N	P	-	-	-	-	-	-	-	-	-
*MARTINEZ J	P	-	-	-	-	-	-	-	-	-
Totals:		34	3	10	3	1	4	24	12	0

PAN-Panama	Pos	AB	R	H	RBI	BB	SO	PO	A	E
ASPRILLA A	SS	4	-	2	1	-	1	1	6	-
GUTIÉRREZ R	2B	4	-	-	-	-	1	2	3	-
HERRERA F	RF	4	1	1	1	-	-	4	-	-
AGNOLY E	LF	4	-	1	-	-	2	-	1	-
de LEON A	1B	4	-	3	1	-	-	11	-	-
VEGA Y	DH	4	-	-	-	-	3	-	-	-
IGLESIA L	3B	4	1	1	-	-	-	-	3	-
GONZALEZ D	C	3	1	1	-	-	-	4	1	-
RIVERA A	CF	2	1	1	-	1	-	5	-	-
RAMIREZ R	P	-	-	-	-	-	-	-	-	-
*HERRERA R	P	-	-	-	-	-	-	-	-	-
*GOMEZ M	P	-	-	-	-	-	-	-	1	-
*MONTILLA R	P	-	-	-	-	-	-	-	-	-
Totals:		33	4	10	3	1	7	27	15	0

Bottom 5th MAYA Y enter as Pitcher

Bottom 5th GONZALEZ N enter as Pitcher

Bottom 5th MARTINEZ J enter as Pitcher

Top 3rd HERRERA R enter as Pitcher

Top 6th GOMEZ M enter as Pitcher

Top 9th MONTILLA R enter as Pitcher

2B - CUB 0; PAN 1 - IGLESIA Luis

3B - CUB 1 - DUVERGEL Giorvis; PAN 0

SB - CUB 1 - URGELLES Yoandry; PAN 0

GDP - CUB 2 - PARET Eduardo, PESTANO Ariel; PAN 1 - GUTIÉRREZ Roberto

DP - CUB 0 - PARET Eduardo; PAN 0 - GUTIÉRREZ Roberto, ASPRILLA Avelino

CUB-Cuba	W/L/S	IP	H	R	ER	BB	SO	HR	WP	BK
SANCHEZ E	L(0,1,0)	4.0	6	3	3	1	4	-	1	-
MAYA Y		0.2	2	1	1	-	-	-	-	-
GONZALEZ N		-	1	-	-	-	-	-	-	-
MARTINEZ J		3.1	1	-	-	-	3	-	-	-
Totals:		8.0	10	4	0	1	7	0	1	0

PAN-Panama	W/L/S	IP	H	R	ER	BB	SO	HR	WP	BK
RAMIREZ R		2.1	5	2	2	-	1	-	-	-
HERRERA R		2.2	-	-	-	1	1	-	-	-
GOMEZ M	W(1,0,0)	3.0	4	1	1	-	2	-	-	-
MONTILLA R		1.0	1	-	-	-	-	-	-	-
Totals:		9.0	10	3	0	1	4	0	0	0



City of Rock-Field 1
 Ciudad del Rock-Campo 1
 Cidade do Rock-Campo 1

14 JUL 2007
 10:00

Baseball
 Béisbol / Beisebol

Men
 Hombres / Hommes

Preliminaries - Game 1
 Preliminares - Partido 1 / Preliminares - Jogo 1

Game Summary (Box Score)

Resultados de Partido / Resultados Finais

UMPIRES	(HP) ROBERT UYL Mark (USA)	(1B) REYES Allan (NCA)	
	(2B) MORITACA Chunyti (BRA)	(3B) ESPILDORA Francisco Gentil (BRA)	
TECHNICAL COMMISSIONERS	CALIENDO Peter Mario (USA)	YAMAMOTO Alberto Hiroshi (BRA)	
SCOREKEEPERS	HIDEKO OKAWA Carmen (BRA)	LIE AOYAGUI Cristina (BRA)	SAKIHARA IGI Rubia (BRA)
LENGTH OF GAME:	2h 44min	ATTENDANCE:	120
CONDITIONS:	Sunny	TEMPERATURE:	21C/69F
		HUMIDITY:	80%

Legend:

1B First baseman	2B Doubles/Second baseman	3B Triples/Third baseman	A Assists
AB At Bats	BB Bases on Balls	BK Balk	C Catcher
CF Center fielder	CS Caught Stealing	DH Designated hitter	DP Double Plays
E Errors	ER Earned Runs	GDP Grounded into double play	H Hits
HBP Hit by pitch	HP Home plate	HR Home Runs	IBB Intentional Bases on Balls
I/O Reached base on interference or obstruction			IP Innings pitched
L Losses	LF Left fielder	LOB Left on base	P Pitcher
PB Passed balls	PH Pinch hitter	PO Put outs	Pos Fielding position
PR Pinch runner	R Runs	RBI Runs batted In	RF Right fielder
S Saves	SB Stolen bases	SH Sacrifice hits	SF Sacrifice flies
SO Strike outs	SS Shortstop	TP Triple plays	W Wins
WP Wild Pitches	* Substitutions		

Game Summary (Box Score)

Resultados de Partido / Resultados Finais

Venezuela (VEN) 2 - Mexico (MEX) 3

Team	1	2	3	4	5	6	7	8	9	10	R	H	E	LOB
MEX	0	0	1	0	0	1	0	0	0	1	3	9	2	15
VEN	0	1	0	0	0	0	1	0	0	0	2	10	0	14

MEX-Mexico	Pos	AB	R	H	RBI	BB	SO	PO	A	E
TERRAZAS MAGAÑA	CF	5	1	3	-	1	-	4	-	1
SANDOVAL JL	SS	5	1	3	2	-	-	1	1	-
GARCIA AGUAYO G	LF	5	-	-	-	1	-	2	-	-
GARCIA LA	RF	5	-	1	-	-	2	-	-	-
VALDEZ MA	1B	3	-	1	1	1	1	10	1	-
GIL REYES G	C	3	-	-	-	2	-	10	-	-
SUAREZ LM	DH	5	-	-	-	-	-	-	-	-
GIL AGUILAR B	3B	4	-	-	-	1	1	1	1	-
ESPINOZA E	2B	3	1	1	-	1	1	2	2	-
CAMPOS F	P	-	-	-	-	-	-	-	1	-
*ORTEGA PJ	P	-	-	-	-	-	-	-	1	-
*LEONEZ SILVA J	P	-	-	-	-	-	-	-	-	-
*TEQUIDA MIRANDA M	P	-	-	-	-	-	-	-	-	1
*RAMIREZ SANCHEZ	P	-	-	-	-	-	-	-	-	-
*DIAZ ADAME R	P	-	-	-	-	-	-	-	-	-
Totals:		38	3	9	3	7	5	30	7	2

VEN-Venezuela	Pos	AB	R	H	RBI	BB	SO	PO	A	E
ACUÑA R	LF	5	-	4	1	1	1	4	-	-
RODRIGUEZ L	2B	2	-	1	-	-	1	1	-	-
APONTE J	CF	4	-	-	-	1	1	4	-	-
RAMIREZ M	1B	3	-	1	-	1	-	5	3	-
*NIEVES J	1B	-	-	-	-	-	-	1	1	-
	PR	-	-	-	-	-	-	-	-	-
LANDAETA L	DH	4	-	-	-	-	-	-	-	-
*CORDOVA L	DH	1	-	-	-	-	1	-	-	-
	PR	-	-	-	-	-	-	-	-	-
REYES R	RF	5	-	1	-	-	1	3	-	-
TORRES S	3B	5	1	1	-	-	3	1	3	-
GARCIA Y	C	3	-	1	1	-	1	6	-	-
*PINTO R	C	1	-	1	-	1	-	-	-	-
	PH	-	-	-	-	-	-	-	-	-
CHAVEZ D	SS	4	1	-	-	1	1	1	2	-
TORRES L	P	-	-	-	-	-	-	3	1	-
*MORY C	P	-	-	-	-	-	-	-	-	-
*GUANCHES A	P	-	-	-	-	-	-	-	-	-
*LANDAETA A	P	-	-	-	-	-	-	1	1	-
Totals:		37	2	10	2	5	10	30	11	0

Bottom 7th ORTEGA PJ enter as Pitcher
Bottom 8th LEONEZ SILVA J enter as Pitcher
Bottom 9th TEQUIDA MIRANDA M enter as Pitcher
Bottom 9th RAMIREZ SANCHEZ enter as Pitcher
Bottom 9th DIAZ ADAME R enter as Pitcher

Top 7th MORY C enter as Pitcher
Top 8th GUANCHES A enter as Pitcher
Top 8th LANDAETA A enter as Pitcher
Bottom 8th NIEVES J ran for (18) RAMIREZ M
Bottom 8th CORDOVA L ran for (22) LANDAETA L
Bottom 8th PINTO R hit for (47) GARCIA Y

Game Summary (Box Score)

Resultados de Partido / Resultados Finais

2B - MEX 1 - GARCIA Luis Alfonso; VEN 4 - ACUÑA Ronald (3), TORRES Saul
SB - MEX 3 - TERRAZAS MAGAÑA Ivan (2), GIL AGUILAR Benjamin; VEN 0
SH - MEX 0; VEN 2 - RODRIGUEZ Liubieniesh (2)
SF - MEX 1 - SANDOVAL Jose Luis; VEN 0
GDP - MEX 0; VEN 1 - RAMIREZ Manuel
DP - MEX 0 - SANDOVAL Jose Luis; VEN 0

MEX-Mexico	W/L/S	IP	H	R	ER	BB	SO	HR	WP	BK
CAMPOS F		6.0	5	1	1	3	3	-	-	-
ORTEGA PJ		1.1	3	1	1	1	1	-	-	-
LEONEZ SILVA J		0.2	-	-	-	1	1	-	1	-
TEQUIDA MIRANDA M		-	1	-	-	-	-	-	-	-
RAMIREZ SANCHEZ		0.1	-	-	-	-	-	-	-	-
DIAZ ADAME R	W(1,0,0)	1.2	1	-	-	-	5	-	-	-
Totals:		10.0	10	2	0	5	10	0	1	0

VEN-Venezuela	W/L/S	IP	H	R	ER	BB	SO	HR	WP	BK
TORRES L		6.0	6	2	2	4	2	-	-	-
MORY C		1.1	1	-	-	3	3	-	-	-
GUANCHES A		0.1	-	-	-	-	-	-	-	-
LANDAETA A	L(0,1,0)	2.1	2	1	1	-	-	-	-	-
Totals:		10.0	9	3	0	7	5	0	0	0

IBB - MEX 1 - NIEVES J by RAMIREZ SANCHEZ; VEN 1 - VALDEZ MA by TORRES L
HBP - MEX 1 - RODRIGUEZ L by TEQUIDA MIRANDA M; VEN 1 - ESPINOZA E by TORRES L

UMPIRES (HP) ROBERT UYL Mark (USA) (1B) ITO Adriano Massami (BRA)
(2B) RODRIGUEZ Gustavo (USA) (3B) MARCOS Everaldo Medeiros (BRA)
(RU) ESPILDORA Francisco Gentil (BRA)
TECHNICAL COMMISSIONERS CALIENDO Peter Mario (USA) NAKASHIMA Paulo (BRA)
SCOREKEEPERS MAYUMI BANDO Lucy (BRA) MISSAE TANAKA Simone (BRA) YUMI EBISAWA Leticia (BRA)

LENGTH OF GAME: 3h 18min

ATTENDANCE: 230

CONDITIONS: Cloudy

TEMPERATURE: 17C/62F

HUMIDITY: 67%

Legend:

1B First baseman	2B Doubles/Second baseman	3B Triples/Third baseman	A Assists
AB At Bats	BB Bases on Balls	BK Balk	C Catcher
CF Center fielder	CS Caught Stealing	DH Designated hitter	DP Double Plays
E Errors	ER Earned Runs	GDP Grounded into double play	H Hits
HBP Hit by pitch	HP Home plate	HR Home Runs	IBB Intentional Bases on Balls
I/O Reached base on interference or obstruction			IP Innings pitched
L Losses	LF Left fielder	LOB Left on base	P Pitcher
PB Passed balls	PH Pinch hitter	PO Put outs	Pos Fielding position
PR Pinch runner	R Runs	RBI Runs batted In	RF Right fielder
S Saves	SB Stolen bases	SH Sacrifice hits	SF Sacrifice flies
SO Strike outs	SS Shortstop	TP Triple plays	W Wins
WP Wild Pitches	* Substitutions		

Game Summary (Box Score)

Resultados de Partido / Resultados Finais

Brazil (BRA) 1 - Nicaragua (NCA) 0

Team	1	2	3	4	5	6	7	8	9	R	H	E	LOB
NCA	0	0	0	0	0	0	0	0	0	0	4	1	5
BRA	1	0	0	0	0	0	0	0	x	1	5	1	3

NCA-Nicaragua	Pos	AB	R	H	RBI	BB	SO	PO	A	E
TALAVERA EO	CF	4	-	-	-	-	-	-	-	-
AVELLAN CHAMOR.	3B	4	-	1	-	-	1	-	4	1
LOPEZ ESPINOZA	SS	2	-	1	-	-	-	1	6	-
ROA MIRANDA JA	DH	4	-	-	-	-	-	-	-	-
CARDOZE RAMIREZ	2B	4	-	-	-	-	1	4	4	-
SOTELO DF	LF	3	-	-	-	-	-	-	-	-
RIVAS GRANERA J	RF	3	-	2	-	-	-	-	-	-
GUIDO S	1B	2	-	-	-	-	-	15	-	-
MENA SA	C	2	-	-	-	-	1	2	-	-
*LOAISIGA PALMA	C	1	-	-	-	-	1	-	-	-
	PH	-	-	-	-	-	-	-	-	-
*PEREZ CASTELLON	C	-	-	-	-	-	-	2	-	-
RAUDES PAVON JC	P	-	-	-	-	-	-	-	3	-
Totals:		29	0	4	0	0	4	24	17	1

BRA-Brazil	Pos	AB	R	H	RBI	BB	SO	PO	A	E
ORLANDO P	LF	4	1	1	-	-	1	3	-	-
ONO R	DH	3	-	1	-	-	-	-	-	-
MAGALHÃES T	CF	3	-	1	1	-	-	4	-	-
SATO R	2B	3	-	1	-	-	-	2	2	-
SATO R	1B	3	-	-	-	-	-	10	-	1
SANTOS A	RF	3	-	-	-	-	1	2	-	-
YAMAOKA E	3B	3	-	-	-	-	-	1	5	-
OLIVEIRA R	C	3	-	1	-	-	-	4	-	-
OKUYAMA M	SS	2	-	-	-	-	2	1	5	-
YAMADA C	P	-	-	-	-	-	-	-	1	-
*OJIMA K	P	-	-	-	-	-	-	-	-	-
Totals:		27	1	5	1	0	4	27	13	1

Top 8th LOAISIGA PALMA hit for (9) MENA SA
Bottom 8th PEREZ CASTELLON enter as Catcher

Top 7th OJIMA K enter as Pitcher

2B - NCA 2 - RIVAS GRANERA Justo Cesar (2); BRA 1 - ONO Ronaldo
SB - NCA 0; BRA 1 - ORLANDO Paulo
SH - NCA 1 - LOPEZ ESPINOZA Edgard Roberto; BRA 1 - OKUYAMA Marcelo
GDP - NCA 2 - ROA MIRANDA Jenry Antonio (2); BRA 1 - SATO Reinaldo
DP - NCA 0 - LOPEZ ESPINOZA Edgard Roberto; BRA 0 - OKUYAMA Marcelo, SATO Reinaldo

NCA-Nicaragua	W/L/S	IP	H	R	ER	BB	SO	HR	WP	BK
RAUDES PAVON JC	L(0,1,0)	8.0	5	1	1	-	4	-	-	-
Totals:		8.0	5	1	0	0	4	0	0	0

BRA-Brazil	W/L/S	IP	H	R	ER	BB	SO	HR	WP	BK
YAMADA C	W(1,0,0)	6.0	4	-	-	-	3	-	-	-
OJIMA K		3.0	-	-	-	-	1	-	-	-
Totals:		9.0	4	0	0	0	4	0	0	0

IBB - NCA 0; BRA 1 - GUIDO S by YAMADA C
HBP - NCA 0; BRA 1 - LOPEZ ESPINOZA by YAMADA C



City of Rock-Field 1
Ciudad del Rock-Campo 1
Cidade do Rock-Campo 1

15 JUL 2007
9:00

Baseball
Béisbol / Beisebol

Men
Hombres / Hommes

Preliminaries - Game 3
Preliminares - Partido 3 / Preliminares - Jogo 3

Game Summary (Box Score)

Resultados de Partido / Resultados Finais

UMPIRES	(HP) DÍAZ BLANCO Nelson (CUB)	(1B) LIM BERNAL Rigoberto (MEX)	
	(2B) VINDA Abdiel (PAN)	(3B) ROBERT UYL Mark (USA)	
	(RU) VALDÉS Luís Cesar (CUB)		
TECHNICAL COMMISSIONERS	COBOS PÉREZ Marcos (PAN)	LACHANCE André (CAN)	
SCOREKEEPERS	LIE AOYAGUI Cristina (BRA)	SAKIHARA IGI Rubia (BRA)	TOSHIKIO ITO Marcia (BRA)
LENGTH OF GAME: 2h 02min		ATTENDANCE: 223	
CONDITIONS: Sunny		TEMPERATURE: 23C/73F	HUMIDITY: 78%

Legend:

1B First baseman	2B Doubles/Second baseman	3B Triples/Third baseman	A Assists
AB At Bats	BB Bases on Balls	BK Balk	C Catcher
CF Center fielder	CS Caught Stealing	DH Designated hitter	DP Double Plays
E Errors	ER Earned Runs	GDP Grounded into double play	H Hits
HBP Hit by pitch	HP Home plate	HR Home Runs	IBB Intentional Bases on Balls
I/O Reached base on interference or obstruction			IP Innings pitched
L Losses	LF Left fielder	LOB Left on base	P Pitcher
PB Passed balls	PH Pinch hitter	PO Put outs	Pos Fielding position
PR Pinch runner	R Runs	RBI Runs batted In	RF Right fielder
S Saves	SB Stolen bases	SH Sacrifice hits	SF Sacrifice flies
SO Strike outs	SS Shortstop	TP Triple plays	W Wins
WP Wild Pitches	* Substitutions		

Game Summary (Box Score)

Resultados de Partido / Resultados Finais

Mexico (MEX) 1 - Cuba (CUB) 8

Team	1	2	3	4	5	6	7	8	9	R	H	E	LOB
CUB	0	1	1	0	1	0	0	0	5	8	12	0	13
MEX	0	0	0	0	1	0	0	0	0	1	5	2	5

CUB-Cuba	Pos	AB	R	H	RBI	BB	SO	PO	A	E
DUVERGEL G	CF	4	-	-	-	1	2	4	-	-
CESPEDES Y	DH	4	-	-	-	-	1	-	-	-
*URRUTIA O	DH	2	-	-	-	-	-	-	-	-
	PH	-	-	-	-	-	-	-	-	-
GOURRIEL Y	3B	5	2	2	1	1	1	-	1	-
MAYETA A	1B	4	2	3	3	1	-	6	-	-
CEPEDA F	LF	5	-	-	-	-	1	-	-	-
URGELLES Y	RF	4	1	1	-	-	2	2	-	-
PESTANO A	C	3	1	2	-	1	-	12	-	-
RAMIREZ A	2B	5	1	2	2	-	-	2	2	-
PARET E	SS	3	1	2	1	1	-	1	1	-
PALMA A	P	-	-	-	-	-	-	-	1	-
*LAZO PL	P	-	-	-	-	-	-	-	-	-
Totals:		39	8	12	7	5	7	27	5	0

MEX-Mexico	Pos	AB	R	H	RBI	BB	SO	PO	A	E
TERRAZAS MAGAÑA	CF	4	-	1	-	-	1	4	-	-
SANDOVAL RODRI.	SS	4	-	-	-	-	2	1	1	1
GARCIA AGUAYO G	LF	4	-	-	-	-	2	2	-	-
GARCIA ALVAREZ	RF	3	1	2	1	1	-	1	-	-
GIL REYES G	C	4	-	1	-	-	1	7	-	-
VALDEZ MA	1B	4	-	-	-	-	2	8	-	-
GIL AGUILAR B	3B	3	-	-	-	-	2	-	3	1
SUAREZ LM	DH	3	-	1	-	-	-	-	-	-
ESPINOZA RODRI.	2B	3	-	-	-	-	2	3	2	-
RIVERA RUIZ O	P	-	-	-	-	-	-	1	1	-
*ORTEGA SALINAS	P	-	-	-	-	-	-	-	1	-
*RAMIREZ SANCHEZ	P	-	-	-	-	-	-	-	-	-
*TEQUIDA MIRANDA	P	-	-	-	-	-	-	-	-	-
*LEONEZ SILVA J	P	-	-	-	-	-	-	-	-	-
*DIAZ ADAME R	P	-	-	-	-	-	-	-	-	-
Totals:		32	1	5	1	1	12	27	8	2

Bottom 7th LAZO PL enter as Pitcher

Top 8th URRUTIA O hit for (51) CESPEDES Y

Top 6th ORTEGA SALINAS enter as Pitcher

Top 7th RAMIREZ SANCHEZ enter as Pitcher

Top 8th TEQUIDA MIRANDA enter as Pitcher

Top 8th LEONEZ SILVA J enter as Pitcher

Top 9th DIAZ ADAME R enter as Pitcher

2B - CUB 1 - PARET Eduardo; MEX 0

3B - CUB 1 - RAMIREZ Alexei; MEX 0

HR - CUB 3 - MAYETA A in 9th, (2 RBI); GOURRIEL Y in 5th, (1 RBI); MAYETA A in 2nd, (1 RBI); MEX 1 - GARCIA ALVAREZ in 5th, (1 RBI)

SB - CUB 1 - GOURRIEL Yuliesky; MEX 0

SH - CUB 2 - DUVERGEL Giorvis, PESTANO Ariel; MEX 0

PB - CUB 0; MEX 1 - GIL REYES Geronimo



Game Summary (Box Score)

Resultados de Partido / Resultados Finais

CUB-Cuba	W/L/S	IP	H	R	ER	BB	SO	HR	WP	BK
PALMA A	W(1,0,0)	6.0	4	1	1	-	10	1	-	-
LAZO PL		3.0	1	-	-	1	2	-	1	-
Totals:		9.0	5	1	0	1	12	1	1	0

MEX-Mexico	W/L/S	IP	H	R	ER	BB	SO	HR	WP	BK
RIVERA RUIZ O	L(0,1,0)	5.0	4	3	2	4	3	2	-	-
ORTEGA SALINAS		1.1	-	-	-	1	2	-	-	-
RAMIREZ SANCHEZ		1.0	-	-	-	-	1	-	1	-
TEQUIDA MIRANDA		0.1	3	-	-	-	1	-	-	-
LEONEZ SILVA J		0.2	4	5	5	-	-	1	-	-
DIAZ ADAME R		0.2	1	-	-	-	-	-	-	-
Totals:		9.0	12	8	0	5	7	3	1	0

HBP - CUB 0; MEX 2 - URGELLES Y by LEONEZ SILVA J, PARET E by RIVERA RUIZ O

UMPIRES

(HP) PEREZ PEREZ Daniel (DOM)
(2B) REY Carlos (PUR)

(1B) HATANAKA Kiofumi (BRA)

(3B) ESPILDORA Francisco Gentil (BRA)

TECHNICAL COMMISSIONERS

COBOS PÉREZ Marcos (PAN)

YANO Kioshi (BRA)

SCOREKEEPERS

LIE AOYAGUI Cristina (BRA)

SAKIHARA IGI Rubia (BRA)

TOSHIKIO ITO Marcia (BRA)

LENGTH OF GAME: 3h 29min

ATTENDANCE: 350

CONDITIONS: Sunny

TEMPERATURE: 28C/82F

HUMIDITY: 78%

Legend:

1B First baseman
AB At Bats
CF Center fielder
E Errors
HBP Hit by pitch
I/O Reached base on interference or obstruction
L Losses
PB Passed balls
PR Pinch runner
S Saves
SO Strike outs
WP Wild Pitches

2B Doubles/Second baseman
BB Bases on Balls
CS Caught Stealing
ER Earned Runs
HP Home plate
LF Left fielder
PH Pinch hitter
R Runs
SB Stolen bases
SS Shortstop
***** Substitutions

3B Triples/Third baseman
BK Balk
DH Designated hitter
GDP Grounded into double play
HR Home Runs
LOB Left on base
PO Put outs
RBI Runs batted In
SH Sacrifice hits
TP Triple plays

A Assists
C Catcher
DP Double Plays
H Hits
IBB Intentional Bases on Balls
IP Innings pitched
P Pitcher
Pos Fielding position
RF Right fielder
SF Sacrifice flies
W Wins

Game Summary (Box Score)

Resultados de Partido / Resultados Finais

Venezuela (VEN) 2 - Panama (PAN) 4

Team	1	2	3	4	5	6	7	8	9	R	H	E	LOB
PAN	2	1	1	0	0	0	0	0	0	4	10	0	10
VEN	0	0	1	0	0	0	1	0	0	2	6	0	3

PAN-Panama	Pos	AB	R	H	RBI	BB	SO	PO	A	E
ASPRILLA A	SS	3	1	2	1	-	1	2	6	-
GUTIÉRREZ R	2B	5	1	1	-	-	1	1	2	-
HERRERA F	RF	4	2	2	-	1	1	2	-	-
AGNOLY E	LF	5	-	1	2	-	1	2	-	-
de LEON A	1B	3	-	2	1	2	-	12	1	-
LASSO Y	DH	3	-	-	-	1	-	-	-	-
IGLESIA L	3B	4	-	-	-	-	1	-	-	-
GONZALEZ D	C	4	-	1	-	-	-	5	1	-
RIVERA A	CF	3	-	1	-	1	-	2	-	-
TELLO R	P	-	-	-	-	-	-	1	4	-
*MENDEZ G	P	-	-	-	-	-	-	-	-	-
*MONTILLA R	P	-	-	-	-	-	-	-	-	-
Totals:		34	4	10	4	5	5	27	14	0

VEN-Venezuela	Pos	AB	R	H	RBI	BB	SO	PO	A	E
ACUÑA R	LF	3	-	-	-	1	-	3	-	-
RODRIGUEZ L	2B	4	-	-	-	-	-	2	-	-
APONTE J	CF	4	-	1	1	-	-	1	-	-
RAMIREZ M	DH	4	-	-	-	-	2	-	-	-
REYES R	RF	4	-	1	-	-	1	2	-	-
NIEVES J	1B	3	1	3	1	-	-	7	-	-
TORRES S	3B	3	-	-	-	-	2	2	2	-
GARCIA Y	C	3	-	-	-	-	-	8	-	-
CHAVEZ D	SS	3	1	1	-	-	-	2	3	-
PALMA R	P	-	-	-	-	-	-	-	1	-
*MARTINEZ O	P	-	-	-	-	-	-	-	2	-
*LARREAL G	P	-	-	-	-	-	-	-	-	-
Totals:		31	2	6	2	1	5	27	8	0

Bottom 7th MENDEZ G enter as Pitcher
Bottom 9th MONTILLA R enter as Pitcher

Top 4th MARTINEZ O enter as Pitcher
Top 8th LARREAL G enter as Pitcher

2B - PAN 2 - AGNOLY Earl, ASPRILLA Avelino; VEN 1 - APONTE Jose
HR - PAN 1 - ASPRILLA A in 2nd, (1 RBI); VEN 1 - NIEVES J in 7th, (1 RBI)
SH - PAN 1 - ASPRILLA Avelino; VEN 0
GDP - PAN 2 - GONZALEZ David, GUTIÉRREZ Roberto; VEN 1 - TORRES Saul
DP - PAN 0 - de LEON Audes; VEN 0 - GARCIA Yosnel, TORRES Saul

PAN-Panama	W/L/S	IP	H	R	ER	BB	SO	HR	WP	BK
TELLO R	W(1,0,0)	6.0	5	1	1	1	3	-	1	-
MENDEZ G		2.0	1	1	1	-	2	1	-	-
MONTILLA R		1.0	-	-	-	-	-	-	-	-
Totals:		9.0	6	2	0	1	5	1	1	0

VEN-Venezuela	W/L/S	IP	H	R	ER	BB	SO	HR	WP	BK
PALMA R	L(0,1,0)	3.0	8	4	4	1	1	1	-	1
MARTINEZ O		4.2	2	-	-	4	2	-	-	-
LARREAL G		1.1	-	-	-	-	2	-	-	-
Totals:		9.0	10	4	0	5	5	1	0	1

HBP - PAN 0; VEN 1 - ASPRILLA A by PALMA R



City of Rock-Field 2
Ciudad del Rock-Campo 2
Cidade do Rock-Campo 2

15 JUL 2007
9:00

Baseball
Béisbol / Beisebol

Men
Hombres / Hommes

Preliminaries - Game 5
Preliminares - Partido 5 / Preliminares - Jogo 5

Game Summary (Box Score)

Resultados de Partido / Resultados Finais

UMPIRES	(HP) VALDÉS Luis Cesar (CUB)	(1B) ITO Adriano Massami (BRA)	
	(2B) SASAKURA Antonio (BRA)	(3B) REYES Allan (NCA)	
	(RU) MATSUO Seidi (BRA)		
TECHNICAL COMMISSIONERS	CALIENDO Peter Mario (USA)	SUGIMOTO Carlos Tetuo (BRA)	
SCOREKEEPERS	AKEMI SUNTO Maria (BRA)	MAYUMI BANDO Lucy (BRA)	MISSAE TANAKA Simone (BRA)
LENGTH OF GAME:	2h 37min	ATTENDANCE:	100
CONDITIONS:	Sunny	TEMPERATURE:	23C/73F
		HUMIDITY:	78%

Legend:

1B First baseman	2B Doubles/Second baseman	3B Triples/Third baseman	A Assists
AB At Bats	BB Bases on Balls	BK Balk	C Catcher
CF Center fielder	CS Caught Stealing	DH Designated hitter	DP Double Plays
E Errors	ER Earned Runs	GDP Grounded into double play	H Hits
HBP Hit by pitch	HP Home plate	HR Home Runs	IBB Intentional Bases on Balls
I/O Reached base on interference or obstruction			IP Innings pitched
L Losses	LF Left fielder	LOB Left on base	P Pitcher
PB Passed balls	PH Pinch hitter	PO Put outs	Pos Fielding position
PR Pinch runner	R Runs	RBI Runs batted In	RF Right fielder
S Saves	SB Stolen bases	SH Sacrifice hits	SF Sacrifice flies
SO Strike outs	SS Shortstop	TP Triple plays	W Wins
WP Wild Pitches	* Substitutions		

Game Summary (Box Score)

Resultados de Partido / Resultados Finais

Dominican Republic (DOM) 1 - United States of (USA) 5

Team	1	2	3	4	5	6	7	8	9	R	H	E	LOB
USA	0	0	1	0	2	0	0	2	0	5	9	1	8
DOM	0	0	0	0	0	1	0	0	0	1	4	3	7

USA-United States of	Pos	AB	R	H	RBI	BB	SO	PO	A	E
DANKS J	CF	5	2	1	-	-	2	1	-	-
FORSYTHE L	LF	4	-	3	1	1	-	-	-	-
ALVAREZ P	3B	5	1	1	1	-	1	1	3	-
SMOAK J	1B	5	1	1	-	-	2	11	3	-
WALLACE B	DH	4	-	1	1	-	-	-	-	-
FLAHERTY R	2B	4	-	-	-	-	1	1	2	1
PARAMORE P	C	3	1	1	-	1	2	9	-	-
ESPINOSA D	SS	4	-	-	1	-	-	-	4	-
KIESCHNICK R	RF	4	-	1	-	-	-	-	-	-
ROSS T	P	-	-	-	-	-	-	4	3	-
*HUNTER B	P	-	-	-	-	-	-	-	-	-
*MERCER J	P	-	-	-	-	-	-	-	-	-
Totals:		38	5	9	4	2	8	27	15	1

DOM-Dominican Republic	Pos	AB	R	H	RBI	BB	SO	PO	A	E
DELGADO	DH	3	-	-	-	-	2	-	-	-
POLONIA	LF	4	-	-	-	-	1	2	-	-
GARABITO	2B	2	-	-	-	2	-	2	4	-
WILSON	1B	3	1	2	1	1	-	6	2	1
SOSA	3B	4	-	-	-	-	2	1	-	-
CRUZ D	SS	4	-	-	-	-	1	2	4	1
MEJIA A	C	3	-	1	-	1	1	9	-	1
DIAZ A	RF	4	-	-	-	-	1	2	-	-
RAMIREZ JR	CF	3	-	1	-	-	1	-	-	-
BELTRE	P	-	-	-	-	-	-	-	-	-
*OGANDO A	P	-	-	-	-	-	-	3	1	-
Totals:		30	1	4	1	4	9	27	11	3

Bottom 7th HUNTER B enter as Pitcher
Bottom 8th MERCER J enter as Pitcher

Top 5th OGANDO A enter as Pitcher

2B - USA 3 - FORSYTHE Logan, WALLACE Brett, SMOAK Justin; DOM 0
HR - USA 0; DOM 1 - WILSON in 6th, (1 RBI)
SB - USA 2 - ESPINOSA Danny, FORSYTHE Logan; DOM 0
SH - USA 0; DOM 1 - DELGADO
GDP - USA 1 - ALVAREZ Pedro; DOM 1 - SOSA
DP - USA 0 - ESPINOSA Danny; DOM 0 - CRUZ Deiby
PB - USA 1 - PARAMORE Petey; DOM 0

USA-United States of	W/L/S	IP	H	R	ER	BB	SO	HR	WP	BK
ROSS T	W(1,0,0)	6.2	4	1	1	2	7	1	-	-
HUNTER B		0.2	-	-	-	2	2	-	-	-
MERCER J		1.2	-	-	-	-	-	-	-	-
Totals:		9.0	4	1	0	4	9	1	0	0

DOM-Dominican Republic	W/L/S	IP	H	R	ER	BB	SO	HR	WP	BK
BELTRE	L(0,1,0)	4.2	6	3	2	1	5	-	-	-
OGANDO A		4.1	3	2	-	1	3	-	-	-
Totals:		9.0	9	5	0	2	8	0	0	0



City of Rock-Field 2
Ciudad del Rock-Campo 2
Cidade do Rock-Campo 2

15 JUL 2007
12:10

Baseball
Béisbol / Beisebol

Men
Hombres / Hommes

Preliminaries - Game 6
Preliminares - Partido 6 / Preliminares - Jogo 6

Game Summary (Box Score)

Resultados de Partido / Resultados Finais

UMPIRES	(HP) RODRIGUEZ Juan (PUR)	(1B) VENEGAS Amado (VEN)	
	(2B) MARCOS Everaldo Medeiros (BRA)	(3B) YAMADA Paulo Yssamu (BRA)	
	(RU) YASUDA Yoshinori (BRA)		
TECHNICAL COMMISSIONERS	BELEÑO GOMEZ Simon (COL)	YAMAMOTO Alberto Hiroshi (BRA)	
SCOREKEEPERS	MAYUMI BANDO Lucy (BRA)	MISSAE TANAKA Simone (BRA)	YUMI EBISAWA Leticia (BRA)
LENGTH OF GAME: 3h 14min		ATTENDANCE: 120	
CONDITIONS: NONE		TEMPERATURE: 28C/82F	HUMIDITY: 78%

Legend:

1B First baseman	2B Doubles/Second baseman	3B Triples/Third baseman	A Assists
AB At Bats	BB Bases on Balls	BK Balk	C Catcher
CF Center fielder	CS Caught Stealing	DH Designated hitter	DP Double Plays
E Errors	ER Earned Runs	GDP Grounded into double play	H Hits
HBP Hit by pitch	HP Home plate	HR Home Runs	IBB Intentional Bases on Balls
I/O Reached base on interference or obstruction			IP Innings pitched
L Losses	LF Left fielder	LOB Left on base	P Pitcher
PB Passed balls	PH Pinch hitter	PO Put outs	Pos Fielding position
PR Pinch runner	R Runs	RBI Runs batted In	RF Right fielder
S Saves	SB Stolen bases	SH Sacrifice hits	SF Sacrifice flies
SO Strike outs	SS Shortstop	TP Triple plays	W Wins
WP Wild Pitches	* Substitutions		



Game Summary (Box Score)

Resultados de Partido / Resultados Finais

Brazil (BRA) 2 - Dominican Republic (DOM) 14

Team	1	2	3	4	5	6	7	8	9	R	H	E	LOB
DOM	0	2	2	0	5	1	1	3		14	16	0	9
BRA	0	0	0	0	0	2	0	0		2	5	0	7

DOM-Dominican Republic	Pos	AB	R	H	RBI	BB	SO	PO	A	E
GARABITO E	RF	6	1	2	2	-	-	3	-	-
de PAULA L	2B	4	1	-	-	2	3	1	3	-
MEJIA A	DH	4	2	2	-	-	-	-	-	-
WILSON E	1B	4	2	2	-	1	-	7	2	-
SOSA J	3B	4	1	2	-	1	-	-	1	-
CRUZ D	SS	4	1	2	2	1	-	1	2	-
RAMIREZ JR	CF	3	3	1	3	1	-	-	-	-
DIAZ A	LF	4	3	2	3	1	-	1	1	-
MERAN J	C	5	-	3	1	-	1	9	1	-
VARGAS M	P	-	-	-	-	-	-	1	1	-
*GONZALEZ J	P	-	-	-	-	-	-	1	-	-
Totals:		38	14	16	11	7	4	24	11	0

Bottom 6th GONZALEZ J enter as Pitcher

BRA-Brazil	Pos	AB	R	H	RBI	BB	SO	PO	A	E
ORLANDO P	LF	4	1	1	-	-	2	1	-	-
	CF	-	-	-	-	-	-	-	-	-
ONO R	DH	3	-	-	-	1	1	-	-	-
	3B	-	-	-	-	-	-	-	-	-
YAMAOKA E	3B	1	-	1	-	-	-	-	2	-
MAGALHÃES T	CF	4	1	-	-	-	1	3	-	-
*OJIMA K	LF	-	-	-	-	-	-	1	-	-
*ODA F	P	-	-	-	-	-	-	-	-	-
SATO R	2B	-	-	-	-	-	-	2	1	-
*NAKANO C	PH	-	-	-	-	-	-	-	-	-
*SHIMANOE R	PH	1	-	-	-	-	1	-	-	-
SATO R	1B	4	-	1	2	-	1	5	1	-
SANTOS A	RF	3	-	1	-	1	1	3	-	-
*TAKAHASHI J	PH	1	-	-	-	-	-	-	-	-
	2B	1	-	-	-	-	-	1	-	-
OLIVEIRA R	C	1	-	1	-	2	-	4	-	-
OKUYAMA M	SS	2	-	-	-	-	1	3	5	-
PEREIRA G	P	-	-	-	-	-	-	-	-	-
*MIYAMOTO R	P	-	-	-	-	-	-	1	-	-
*SAKANE M	P	-	-	-	-	-	-	-	-	-
Totals:		25	2	5	2	4	8	24	9	0

Top 3rd MIYAMOTO R enter as Pitcher

Top 5th SAKANE M enter as Pitcher

Bottom 5th TAKAHASHI J hit for (13) YAMAOKA E

Top 7th ODA F enter as Pitcher

Top 8th OJIMA K enter as Center Fielder

Bottom 8th SHIMANOE R hit for (56) ODA F



Game Summary (Box Score)

Resultados de Partido / Resultados Finais

2B - DOM 1 - DIAZ Alejandro; BRA 1 - SANTOS Anderson
HR - DOM 3 - DIAZ A in 5th, (3 RBI); GARABITO E in 7th, (1 RBI); RAMIREZ JR in 8th, (2 RBI); BRA 0
SB - DOM 0; BRA 1 - SANTOS Anderson
SH - DOM 0; BRA 1 - OKUYAMA Marcelo
SF - DOM 1 - RAMIREZ Julio Ramirez; BRA 0
GDP - DOM 1 - GARABITO Eddy; BRA 2 - OKUYAMA Marcelo, SATO Renan
DP - DOM 0 - VARGAS Martin, WILSON Enrique; BRA 0 - SATO Renan
PB - DOM 0; BRA 1 - OLIVEIRA Rafael

DOM-Dominican Republic	W/L/S	IP	H	R	ER	BB	SO	HR	WP	BK
VARGAS M	W(1,0,0)	5.0	3	-	-	1	5	-	1	-
GONZALEZ J		3.0	2	2	2	3	3	-	-	1
Totals:		8.0	5	2	0	4	8	0	1	1

BRA-Brazil	W/L/S	IP	H	R	ER	BB	SO	HR	WP	BK
PEREIRA G	L(0,1,0)	2.0	5	4	4	1	1	-	-	-
MIYAMOTO R		2.1	2	2	4	4	1	-	1	-
SAKANE M		1.2	4	4	2	-	2	1	-	-
ODA F		2.0	5	4	4	2	-	2	-	-
Totals:		8.0	16	14	0	7	4	3	1	0

HBP - DOM 3 - SATO R by VARGAS M, NAKANO C by GONZALEZ J, SATO R by VARGAS M; BRA 1 - MEJIA A by PEREIRA G

UMPIRES (HP) VINDA Abdiel (PAN) (1B) DÍAZ BLANCO Nelson (CUB)
 (2B) ROBERT UYL Mark (USA) (3B) REYES Allan (NCA)
TECHNICAL COMMISSIONERS BELEÑO GOMEZ Simon (COL) LACHANCE André (CAN)
SCOREKEEPERS MAYUMI BANDO Lucy (BRA) MISSAE TANAKA Simone (BRA) YUMI EBISAWA Leticia (BRA)

LENGTH OF GAME: 2h 25min

ATTENDANCE: 320

CONDITIONS: Partly cloudy

TEMPERATURE: 20C/68F

HUMIDITY: 60%

Legend:

1B First baseman	2B Doubles/Second baseman	3B Triples/Third baseman	A Assists
AB At Bats	BB Bases on Balls	BK Balk	C Catcher
CF Center fielder	CS Caught Stealing	DH Designated hitter	DP Double Plays
E Errors	ER Earned Runs	GDP Grounded into double play	H Hits
HBP Hit by pitch	HP Home plate	HR Home Runs	IBB Intentional Bases on Balls
I/O Reached base on interference or obstruction			IP Innings pitched
L Losses	LF Left fielder	LOB Left on base	P Pitcher
PB Passed balls	PH Pinch hitter	PO Put outs	Pos Fielding position
PR Pinch runner	R Runs	RBI Runs batted In	RF Right fielder
S Saves	SB Stolen bases	SH Sacrifice hits	SF Sacrifice flies
SO Strike outs	SS Shortstop	TP Triple plays	W Wins
WP Wild Pitches	* Substitutions		

Game Summary (Box Score)

Resultados de Partido / Resultados Finais

Nicaragua (NCA) 4 - United States (USA) 8

Team	1	2	3	4	5	6	7	8	9	R	H	E	LOB
USA	3	1	0	2	1	0	0	1	0	8	14	2	11
NCA	2	0	0	1	0	0	0	1	0	4	6	2	5

USA-United States	Pos	AB	R	H	RBI	BB	SO	PO	A	E
DANKS J	CF	4	2	1	-	2	-	4	-	-
FORSYTHE L	LF	2	2	2	-	3	-	3	-	-
ALVAREZ P	3B	4	1	3	5	-	1	-	-	2
SMOAK J	1B	5	-	-	-	-	-	6	-	-
WALLACE B	DH	4	1	2	1	-	2	-	-	-
PARAMORE P	C	4	-	1	-	-	-	3	-	-
FLAHERTY R	2B	4	-	1	1	1	1	5	3	-
ESPINOSA D	SS	5	1	2	-	-	-	1	3	-
KIESCHNICK R	RF	4	1	2	-	1	1	5	-	-
LYNN L	P	-	-	-	-	-	-	-	-	-
*BERRY R	P	-	-	-	-	-	-	-	-	-
*SATTERWHITE C	P	-	-	-	-	-	-	-	-	-
Totals:		36	8	14	7	7	5	27	6	2

NCA-Nicaragua	Pos	AB	R	H	RBI	BB	SO	PO	A	E
LOPEZ ER	SS	3	1	1	-	1	-	2	-	-
TALAVERA EO	CF	3	1	-	-	1	-	4	-	-
AVELLAN CHAMOR.	3B	4	-	-	-	-	1	-	2	-
RIVAS JC	RF	4	1	2	2	-	-	2	-	-
ROA MIRANDA JA	DH	4	1	1	1	-	-	-	-	-
SOTELO DF	LF	4	-	-	-	-	-	2	-	-
CARDOZE NR	2B	4	-	-	-	-	1	1	5	-
LOAISIGA PALMA	1B	4	-	1	1	-	1	10	1	2
MENA SA	C	4	-	1	-	-	-	4	4	-
PORTOBANCO LDJ	P	-	-	-	-	-	-	1	-	-
*MAIRENA OA	P	-	-	-	-	-	-	-	3	-
*PEREZ CASTELLON	P	-	-	-	-	-	-	1	1	-
Totals:		34	4	6	4	2	3	27	16	2

Bottom 8th BERRY R enter as Pitcher

Bottom 9th SATTERWHITE C enter as Pitcher

Top 1st MAIRENA OA enter as Pitcher

Top 5th PEREZ CASTELLON enter as Pitcher

- 2B** - USA 3 - ALVAREZ Pedro, FLAHERTY Ryan, PARAMORE Petey; NCA 0
HR - USA 0; NCA 1 - RIVAS JC in 8th, (1 RBI)
SB - USA 4 - ALVAREZ Pedro, FLAHERTY Ryan, ESPINOSA Danny, FORSYTHE Logan; NCA 0
CS - USA 2 - PARAMORE Petey, FORSYTHE Logan; NCA 0
SH - USA 1 - PARAMORE Petey; NCA 0
SF - USA 2 - ALVAREZ Pedro, WALLACE Brett; NCA 0
GDP - USA 1 - PARAMORE Petey; NCA 1 - SOTELO Danilo Francisco
DP - USA 0 - FLAHERTY Ryan; NCA 0 - AVELLAN CHAMORRO Jorge Luis

USA-United States	W/L/S	IP	H	R	ER	BB	SO	HR	WP	BK
LYNN L	W(1,0,0)	7.0	5	3	2	2	1	-	-	-
BERRY R		1.0	1	1	1	-	1	1	-	-
SATTERWHITE C		1.0	-	-	-	-	1	-	-	-
Totals:		9.0	6	4	0	2	3	1	0	0

NCA-Nicaragua	W/L/S	IP	H	R	ER	BB	SO	HR	WP	BK
PORTOBANCO LDJ	L(0,1,0)	0.2	3	3	3	1	-	-	-	-
MAIRENA OA		3.2	5	4	2	4	-	-	-	-
PEREZ CASTELLON		4.2	6	1	1	2	5	-	-	-
Totals:		9.0	14	8	0	7	5	0	0	0



City of Rock-Field 1
Ciudad del Rock-Campo 1
Cidade do Rock-Campo 1

16 JUL 2007
12:45

Baseball
Béisbol / Beisebol

Men
Hombres / Hommes

Preliminaries - Game 8
Preliminares - Partido 8 / Preliminares - Jogo 8

Game Summary (Box Score)

Resultados de Partido / Resultados Finais

UMPIRES	(HP) REY Carlos (PUR)	(1B) PEREZ PEREZ Daniel (DOM)	
	(2B) YAMADA Paulo Yssamu (BRA)	(3B) MATSUO Seidi (BRA)	
	(RU) HATANAKA Kiofumi (BRA)		
TECHNICAL COMMISSIONERS	BELEÑO GOMEZ Simon (COL)	SUGIMOTO Carlos Tetuo (BRA)	
SCOREKEEPERS	MAYUMI BANDO Lucy (BRA)	MISSAE TANAKA Simone (BRA)	YUMI EBISAWA Leticia (BRA)
LENGTH OF GAME:	2h 51min	ATTENDANCE:	0
CONDITIONS:	Partly cloudy	TEMPERATURE:	20C/68F
		HUMIDITY:	60%

Legend:

1B First baseman	2B Doubles/Second baseman	3B Triples/Third baseman	A Assists
AB At Bats	BB Bases on Balls	BK Balk	C Catcher
CF Center fielder	CS Caught Stealing	DH Designated hitter	DP Double Plays
E Errors	ER Earned Runs	GDP Grounded into double play	H Hits
HBP Hit by pitch	HP Home plate	HR Home Runs	IBB Intentional Bases on Balls
I/O Reached base on interference or obstruction			IP Innings pitched
L Losses	LF Left fielder	LOB Left on base	P Pitcher
PB Passed balls	PH Pinch hitter	PO Put outs	Pos Fielding position
PR Pinch runner	R Runs	RBI Runs batted In	RF Right fielder
S Saves	SB Stolen bases	SH Sacrifice hits	SF Sacrifice flies
SO Strike outs	SS Shortstop	TP Triple plays	W Wins
WP Wild Pitches	* Substitutions		

Game Summary (Box Score)

Resultados de Partido / Resultados Finais

Panama (PAN) 0 - Mexico (MEX) 9

Team	1	2	3	4	5	6	7	8	9	R	H	E	LOB
MEX	0	0	3	0	0	1	5	0	0	9	13	0	8
PAN	0	0	0	0	0	0	0	0	0	0	3	1	3

MEX-Mexico	Pos	AB	R	H	RBI	BB	SO	PO	A	E
TERRAZAS MAGAÑA	CF	5	2	1	-	-	-	4	-	-
SANDOVAL JL	SS	4	1	2	1	1	-	1	2	-
GARCIA AGUAYO G	LF	5	1	2	2	-	1	2	-	-
GARCIA LA	RF	5	-	-	-	-	-	2	-	-
VALDEZ MA	1B	4	1	-	-	-	1	9	-	-
GIL REYES G	C	-	-	-	-	-	-	-	-	-
*MUÑOZ NDJ	C	4	-	-	-	1	1	6	-	-
SUAREZ LM	DH	5	2	3	1	-	-	-	-	-
GIL AGUILAR B	3B	5	1	2	1	-	2	-	5	-
ESPINOZA E	2B	3	1	3	3	-	-	3	-	-
CAMPILLO J	P	-	-	-	-	-	-	-	3	-
Totals:		40	9	13	8	2	5	27	10	0

PAN-Panama	Pos	AB	R	H	RBI	BB	SO	PO	A	E
ASPRILLA A	2B	4	-	-	-	-	-	1	2	1
ALMENGOR V	SS	4	-	-	-	-	-	5	-	-
HERRERA F	RF	3	-	-	-	1	1	3	-	-
AGNOLY E	LF	4	-	1	-	-	1	2	-	-
de LEON A	1B	3	-	1	-	-	-	8	2	-
IGLESIA L	3B	2	-	-	-	-	1	-	1	-
*LASSO Y	3B	1	-	-	-	-	-	-	-	-
	PH	-	-	-	-	-	-	-	-	-
GONZALEZ D	C	3	-	-	-	-	1	5	1	-
VEGA Y	DH	3	-	1	-	-	1	-	-	-
RIVERA A	CF	3	-	-	-	-	1	3	-	-
HERRERA R	P	-	-	-	-	-	-	-	1	-
*GOMEZ M	P	-	-	-	-	-	-	-	1	-
*PICOTA L	P	-	-	-	-	-	-	-	-	-
Totals:		30	0	3	0	1	6	27	8	1

Bottom 1st MUÑOZ NDJ enter as Catcher

Top 3rd GOMEZ M enter as Pitcher

Top 7th PICOTA L enter as Pitcher

Bottom 7th LASSO Y hit for (28) IGLESIA L

2B - MEX 4 - GIL AGUILAR Benjamin, SANDOVAL Jose Luis, GARCIA AGUAYO Gustavo, SUAREZ Luis Mauricio; PAN 1 - AGNOLY Earl

HR - MEX 1 - SUAREZ LM in 6th, (1 RBI); PAN 0

PB - MEX 0; PAN 1 - GONZALEZ David

MEX-Mexico	W/L/S	IP	H	R	ER	BB	SO	HR	WP	BK
CAMPILLO J	W(1,0,0)	9.0	3	-	-	1	6	-	-	-
Totals:		9.0	3	0	0	1	6	0	0	0

PAN-Panama	W/L/S	IP	H	R	ER	BB	SO	HR	WP	BK
HERRERA R	L(0,1,0)	2.1	5	3	3	-	1	-	-	-
GOMEZ M		3.2	6	4	3	1	2	1	-	-
PICOTA L		3.0	2	2	-	1	2	-	-	-
Totals:		9.0	13	9	0	2	5	1	0	0

IBB - MEX 0; PAN 1 - VALDEZ MA by PICOTA L

HBP - MEX 0; PAN 1 - ESPINOZA E by PICOTA L



City of Rock-Field 2
Ciudad del Rock-Campo 2
Cidade do Rock-Campo 2

16 JUL 2007
9:00

Baseball
Béisbol / Beisebol

Men
Hombres / Hommes

Preliminaries - Game 9
Preliminares - Partido 9 / Preliminares - Jogo 9

Game Summary (Box Score)

Resultados de Partido / Resultados Finais

UMPIRES	(HP) VENEGAS Amado (VEN) (2B) SASAKURA Antonio (BRA) (RU) YASUDA Yoshinori (BRA)	(1B) VALDÉS Luis Cesar (CUB) (3B) MORITACA Chunyti (BRA)	
TECHNICAL COMMISSIONERS	CALIENDO Peter Mario (USA)	YAMAMOTO Alberto Hiroshi (BRA)	
SCOREKEEPERS	LIE AOYAGUI Cristina (BRA)	SAKIHARA IGI Rubia (BRA)	TOSHIKIO ITO Marcia (BRA)
LENGTH OF GAME:		ATTENDANCE: 128	
CONDITIONS: Partly cloudy		TEMPERATURE: 20C/68F	HUMIDITY: 60%

Legend:

1B First baseman	2B Doubles/Second baseman	3B Triples/Third baseman	A Assists
AB At Bats	BB Bases on Balls	BK Balk	C Catcher
CF Center fielder	CS Caught Stealing	DH Designated hitter	DP Double Plays
E Errors	ER Earned Runs	GDP Grounded into double play	H Hits
HBP Hit by pitch	HP Home plate	HR Home Runs	IBB Intentional Bases on Balls
I/O Reached base on interference or obstruction			IP Innings pitched
L Losses	LF Left fielder	LOB Left on base	P Pitcher
PB Passed balls	PH Pinch hitter	PO Put outs	Pos Fielding position
PR Pinch runner	R Runs	RBI Runs batted In	RF Right fielder
S Saves	SB Stolen bases	SH Sacrifice hits	SF Sacrifice flies
SO Strike outs	SS Shortstop	TP Triple plays	W Wins
WP Wild Pitches	* Substitutions		

Game Summary (Box Score)

Resultados de Partido / Resultados Finais

Cuba (CUB) 4 - Venezuela (VEN) 3

Team	1	2	3	4	5	6	7	8	9	R	H	E	LOB
VEN	1	0	0	0	0	1	1	0	0	3	8	4	7
CUB	1	0	2	0	0	0	1	0	x	4	4	0	11

VEN-Venezuela	Pos	AB	R	H	RBI	BB	SO	PO	A	E
ACUÑA R	LF	5	2	3	-	-	1	3	-	-
RODRIGUEZ L	2B	2	1	2	1	-	-	3	3	1
NIEVES J	3B	4	-	-	-	-	3	-	3	1
REYES R	RF	4	-	1	1	-	-	-	-	-
LANDAETA L	DH	4	-	2	1	-	1	-	-	-
RAMIREZ M	1B	3	-	-	-	1	-	9	3	-
PINTO R	C	3	-	-	-	1	1	4	-	1
APONTE J	CF	4	-	-	-	-	1	2	-	-
CHAVEZ D	SS	4	-	-	-	-	2	3	-	-
YEPEZ J	P	-	-	-	-	-	-	-	-	1
*GUANCHES A	P	-	-	-	-	-	-	-	2	-
*MORY C	P	-	-	-	-	-	-	-	-	-
Totals:		33	3	8	3	2	9	24	11	4

CUB-Cuba	Pos	AB	R	H	RBI	BB	SO	PO	A	E
DUVERGEL G	CF	3	2	1	-	2	1	1	-	-
CESPEDES Y	DH	3	1	-	-	-	1	-	-	-
GOURRIEL Y	3B	1	1	-	1	1	-	2	2	-
MAYETA A	1B	3	-	1	-	1	1	12	-	-
CEPEDA F	LF	4	-	-	1	-	-	1	-	-
URGELLES Y	RF	4	-	1	-	-	-	1	-	-
PESTANO A	C	3	-	1	-	-	-	9	-	-
RAMIREZ A	2B	3	-	-	-	-	-	-	2	-
PARET E	SS	2	-	-	-	2	1	1	2	-
VERA NL	P	-	-	-	-	-	-	-	5	-
*MARTINEZ J	P	-	-	-	-	-	-	-	-	-
*LAZO PL	P	-	-	-	-	-	-	-	1	-
Totals:		26	4	4	2	6	4	27	12	0

Bottom 5th GUANCHES A enter as Pitcher
Bottom 8th MORY C enter as Pitcher

Top 6th MARTINEZ J enter as Pitcher
Top 7th LAZO PL enter as Pitcher

- 2B** - VEN 3 - RODRIGUEZ Liubieniesh, ACUÑA Ronald, LANDAETA Luis; CUB 0
SB - VEN 0; CUB 1 - CESPEDES Yoennis
SH - VEN 2 - RODRIGUEZ Liubieniesh (2); CUB 4 - PESTANO Ariel, RAMIREZ Alexei, CESPEDES Yoennis (2)
SF - VEN 0; CUB 1 - GOURRIEL Yuliesky

VEN-Venezuela	W/L/S	IP	H	R	ER	BB	SO	HR	WP	BK
YEPEZ J		4.1	2	3	-	4	2	-	2	-
GUANCHES A	L(0,1,0)	2.2	2	1	-	-	2	-	-	-
MORY C		1.0	-	-	-	2	-	-	1	-
Totals:		8.0	4	4	0	6	4	0	3	0

CUB-Cuba	W/L/S	IP	H	R	ER	BB	SO	HR	WP	BK
VERA NL		5.2	6	2	2	1	4	-	-	-
MARTINEZ J		0.2	2	1	1	1	1	-	-	-
LAZO PL	W(1,0,0)	2.2	-	-	-	-	4	-	-	-
Totals:		9.0	8	3	0	2	9	0	0	0

IBB - VEN 2 - GOURRIEL Y by YEPEZ J, GOURRIEL Y by GUANCHES A; CUB 0



City of Rock-Field 2
Ciudad del Rock-Campo 2
Cidade do Rock-Campo 2

16 JUL 2007
12:30

Baseball
Béisbol / Beisebol

Men
Hombres / Hommes

Preliminaries - Game 10
Preliminares - Partido 10 / Preliminares - Jogo 10

Game Summary (Box Score)

Resultados de Partido / Resultados Finais

UMPIRES	(HP) LIM BERNAL Rigoberto (MEX) (2B) ITO Adriano Massami (BRA) (RU) OTSUKI Julio Yoshinaru (BRA)	(1B) RODRIGUEZ Juan (PUR) (3B) MARCOS Everaldo Medeiros (BRA)	
TECHNICAL COMMISSIONERS	COBOS PÉREZ Marcos (PAN)	NAKASHIMA Paulo (BRA)	
SCOREKEEPERS	LIE AOYAGUI Cristina (BRA)	SAKIHARA IGI Rubia (BRA)	TOSHIKIO ITO Marcia (BRA)
LENGTH OF GAME:	1h 35min	ATTENDANCE:	0
CONDITIONS:	Partly cloudy	TEMPERATURE:	20C/68F
		HUMIDITY:	60%

Legend:

1B First baseman	2B Doubles/Second baseman	3B Triples/Third baseman	A Assists
AB At Bats	BB Bases on Balls	BK Balk	C Catcher
CF Center fielder	CS Caught Stealing	DH Designated hitter	DP Double Plays
E Errors	ER Earned Runs	GDP Grounded into double play	H Hits
HBP Hit by pitch	HP Home plate	HR Home Runs	IBB Intentional Bases on Balls
I/O Reached base on interference or obstruction			IP Innings pitched
L Losses	LF Left fielder	LOB Left on base	P Pitcher
PB Passed balls	PH Pinch hitter	PO Put outs	Pos Fielding position
PR Pinch runner	R Runs	RBI Runs batted In	RF Right fielder
S Saves	SB Stolen bases	SH Sacrifice hits	SF Sacrifice flies
SO Strike outs	SS Shortstop	TP Triple plays	W Wins
WP Wild Pitches	* Substitutions		

Game Summary (Box Score)

Resultados de Partido / Resultados Finais

United States (USA) 7 - Brazil (BRA) 5

Team	1	2	3	4	5	6	7	8	9	R	H	E	LOB
BRA	1	0	0	0	1	0	0	2	1	5	8	2	13
USA	0	1	0	0	0	1	5	0	x	7	8	3	6

BRA-Brazil	Pos	AB	R	H	RBI	BB	SO	PO	A	E
ORLANDO P	CF	4	-	1	-	-	1	2	-	-
ONO R	3B	4	1	1	1	1	-	1	-	1
SATO R	1B	5	1	-	-	-	-	10	1	-
SATO R	2B	5	-	2	-	-	1	2	1	-
OLIVEIRA R	C	2	1	1	1	2	1	3	-	-
SANTOS A	RF	3	1	2	1	2	-	4	-	-
TAKAHASHI J	DH	4	-	-	1	1	1	-	-	-
NAKANO C	LF	3	-	-	-	-	1	-	-	-
*YAMAOKA E	LF	-	-	-	-	2	-	-	-	1
OKUYAMA M	SS	5	1	1	-	-	2	2	5	-
ARAI M	P	-	-	-	-	-	-	-	2	-
*OGASSAWARA G	P	-	-	-	-	-	-	-	1	-
*YAMADA C	P	-	-	-	-	-	-	-	-	-
*OJIMA K	P	-	-	-	-	-	-	-	-	-
*MIYAMOTO R	P	-	-	-	-	-	-	-	-	-
Totals:		35	5	8	4	8	7	24	10	2

Bottom 7th YAMAOKA E enter as Left Fielder
Bottom 7th OGASSAWARA G enter as Pitcher
Bottom 7th YAMADA C enter as Pitcher
Bottom 7th OJIMA K enter as Pitcher
Bottom 8th MIYAMOTO R enter as Pitcher

USA-United States	Pos	AB	R	H	RBI	BB	SO	PO	A	E
DANKS J	CF	2	2	-	1	3	-	1	-	-
FORSYTHE L	LF	3	1	2	2	-	1	1	1	-
ALVAREZ P	3B	3	-	1	2	1	-	-	3	-
SMOAK J	DH	4	-	2	1	-	1	-	-	-
*ESPINOSA D	SS	-	-	-	-	-	-	-	-	1
WALLACE B	1B	4	-	-	-	-	-	7	-	-
MEDICA T	C	2	2	1	-	-	-	5	-	1
	RF	-	-	-	-	-	-	-	-	-
*KIESCHNICK R	RF	1	-	-	-	-	-	-	-	-
FLAHERTY R	2B	3	-	-	-	-	-	3	5	1
MERCER J	SS	3	1	2	1	-	-	3	1	-
	P	-	-	-	-	-	-	1	-	-
*SATTERWHITE C	P	-	-	-	-	-	-	-	-	-
ROMANSKI J	RF	2	-	-	-	-	1	2	-	-
*PARAMORE P	RF	1	1	-	-	1	-	-	-	-
	PH	-	-	-	-	-	-	-	-	-
	C	-	-	-	-	-	-	4	-	-
BERRY R	P	-	-	-	-	-	-	-	-	-
*KELLY J	P	-	-	-	-	-	-	-	1	-
	SS	-	-	-	-	-	-	-	-	-
Totals:		28	7	8	7	5	3	27	11	3

Top 6th KELLY J enter as Pitcher
Bottom 7th PARAMORE P hit for (4) ROMANSKI J
Top 8th KIESCHNICK R enter as Right Fielder
Top 8th ESPINOSA D enter as Shortstop
Top 9th SATTERWHITE C enter as Pitcher



City of Rock-Field 1
Ciudad del Rock-Campo 1
Cidade do Rock-Campo 1

18 JUL 2007
10:15

Baseball
Béisbol / Beisebol

Men
Hombres / Hommes

Preliminaries - Game 11
Preliminares - Partido 11 / Preliminares - Jogo 11

Game Summary (Box Score)

Resultados de Partido / Resultados Finais

2B - BRA 2 - OKUYAMA Marcelo, SANTOS Anderson; USA 1 - ALVAREZ Pedro
SB - BRA 2 - ORLANDO Paulo, SANTOS Anderson; USA 2 - DANKS Jordan, MEDICA Tommy
SH - BRA 0; USA 2 - FLAHERTY Ryan, FORSYTHE Logan
GDP - BRA 1 - SATO Renan; USA 3 - ALVAREZ Pedro, WALLACE Brett (2)
DP - BRA 0 - ARAI Marcelo, SATO Reinaldo, SATO Renan; USA 0 - ALVAREZ Pedro

BRA-Brazil	W/L/S	IP	H	R	ER	BB	SO	HR	WP	BK
ARAI M	L(0,1,0)	6.0	5	3	2	3	3	-	-	-
OGASSAWARA G		0.1	1	1	1	-	-	-	-	-
YAMADA C		-	2	3	2	2	-	-	-	-
OJIMA K		0.2	-	-	-	-	-	-	-	-
MIYAMOTO R		1.0	-	-	-	-	-	-	-	-
Totals:		8.0	8	7	0	5	3	0	0	0

USA-United States	W/L/S	IP	H	R	ER	BB	SO	HR	WP	BK
BERRY R		5.1	4	2	2	5	4	-	-	-
KELLY J	W(1,0,0)	2.0	2	2	1	2	-	-	-	-
MERCER J		0.2	1	1	-	-	1	-	-	-
SATTERWHITE C		1.0	1	-	-	1	2	-	-	-
Totals:		9.0	8	5	0	8	7	0	0	0

HBP - BRA 2 - MERCER J by MIYAMOTO R, MEDICA T by ARAI M; USA 2 - ORLANDO P by MERCER J, OLIVEIRA R by MERCER J

UMPIRES (HP) DÍAZ BLANCO Nelson (CUB) (1B) VENEGAS Amado (VEN)
(2B) LIM BERNAL Rigoberto (MEX) (3B) PEREZ PEREZ Daniel (DOM)
(RU) REY Carlos (PUR)

TECHNICAL COMMISSIONERS COBOS PÉREZ Marcos (PAN) LACHANCE André (CAN)
SCOREKEEPERS MAYUMI BANDO Lucy (BRA) MISSAE TANAKA Simone (BRA) YUMI EBISAWA Leticia (BRA)

LENGTH OF GAME: **ATTENDANCE:** 69

CONDITIONS: **TEMPERATURE:** **HUMIDITY:**

Legend:

1B First baseman	2B Doubles/Second baseman	3B Triples/Third baseman	A Assists
AB At Bats	BB Bases on Balls	BK Balk	C Catcher
CF Center fielder	CS Caught Stealing	DH Designated hitter	DP Double Plays
E Errors	ER Earned Runs	GDP Grounded into double play	H Hits
HBP Hit by pitch	HP Home plate	HR Home Runs	IBB Intentional Bases on Balls
I/O Reached base on interference or obstruction			IP Innings pitched
L Losses	LF Left fielder	LOB Left on base	P Pitcher
PB Passed balls	PH Pinch hitter	PO Put outs	Pos Fielding position
PR Pinch runner	R Runs	RBI Runs batted In	RF Right fielder
S Saves	SB Stolen bases	SH Sacrifice hits	SF Sacrifice flies
SO Strike outs	SS Shortstop	TP Triple plays	W Wins
WP Wild Pitches	* Substitutions		

Game Summary (Box Score)

Resultados de Partido / Resultados Finais

Nicaragua (NCA) 2 - Dominican Republic (DOM) 0

Team	1	2	3	4	5	6	7	8	9	R	H	E	LOB
DOM	0	0	0	0	0	0	0	0	0	0	4	2	9
NCA	2	0	0	0	0	0	0	0	x	2	5	0	4

DOM-Dominican Republic	Pos	AB	R	H	RBI	BB	SO	PO	A	E
GARABITO E	RF	2	-	1	-	2	-	2	-	-
de PAULA L	2B	1	-	-	-	-	-	2	5	-
*DELGADO W	2B	2	-	-	-	-	-	1	-	-
	PH	-	-	-	-	-	-	-	-	-
POLONIA L	DH	4	-	1	-	-	-	-	-	-
WILSON E	1B	3	-	-	-	1	1	8	1	-
SOSA J	3B	4	-	-	-	-	-	1	3	-
CRUZ D	SS	2	-	1	-	2	-	1	1	1
RAMIREZ JR	CF	3	-	1	-	1	-	5	-	-
DIAZ A	LF	4	-	-	-	-	-	2	-	-
MERAN J	C	3	-	-	-	-	1	2	-	1
*MEJIA A	PH	1	-	-	-	-	-	-	-	-
MORLA C	P	-	-	-	-	-	-	-	-	-
Totals:		29	0	4	0	6	2	24	10	2

NCA-Nicaragua	Pos	AB	R	H	RBI	BB	SO	PO	A	E
LOPEZ ER	SS	4	1	1	-	-	-	-	4	-
AVELLAN CHAMOR.	3B	3	1	-	-	1	-	-	3	-
SOTELO DF	LF	3	-	-	-	-	-	1	-	-
RIVAS JC	RF	3	-	2	1	-	-	6	-	-
LOAISIGA PALMA	DH	3	-	-	-	-	1	-	-	-
CARDOZE NR	2B	3	-	1	-	-	-	2	4	-
*GARCIA YA	2B	-	-	-	-	-	-	-	-	-
	PR	-	-	-	-	-	-	-	-	-
GUIDO S	1B	2	-	-	-	-	-	13	-	-
MENA SA	C	3	-	1	-	-	-	2	-	-
TALAVERA EO	CF	3	-	-	-	-	-	3	-	-
HERNANDEZ ADJ	P	-	-	-	-	-	-	-	2	-
*RAYO ROJAS PW	P	-	-	-	-	-	-	-	-	-
Totals:		27	2	5	1	1	1	27	13	0

Top 5th DELGADO W hit for (2) de PAULA L
Top 9th MEJIA A hit for (17) MERAN J

Bottom 7th GARCIA YA ran for (12) CARDOZE NR
Top 9th RAYO ROJAS PW enter as Pitcher

SH - DOM 1 - de PAULA Luis; NCA 2 - GUIDO Sandor, SOTELO Danilo Francisco
GDP - DOM 1 - SOSA Juan; NCA 1 - TALAVERA Eddy Orland
DP - DOM 0 - CRUZ Deiby; NCA 0 - AVELLAN CHAMORRO Jorge Luis

DOM-Dominican Republic	W/L/S	IP	H	R	ER	BB	SO	HR	WP	BK
MORLA C	L(0,1,0)	8.0	5	2	1	1	1	-	-	-
Totals:		8.0	5	2	0	1	1	0	0	0

NCA-Nicaragua	W/L/S	IP	H	R	ER	BB	SO	HR	WP	BK
HERNANDEZ ADJ	W(1,0,0)	8.1	4	-	-	6	2	-	-	-
RAYO ROJAS PW		0.2	-	-	-	-	-	-	-	-
Totals:		9.0	4	0	0	6	2	0	0	0



City of Rock-Field 2
Ciudad del Rock-Campo 2
Cidade do Rock-Campo 2

18 JUL 2007
9:00

Baseball
Béisbol / Beisebol

Men
Hombres / Hommes

Preliminaries - Game 12
Preliminares - Partido 12 / Preliminares - Jogo 12

Game Summary (Box Score)

Resultados de Partido / Resultados Finais

UMPIRES	(HP) RODRIGUEZ Juan (PUR) (2B) VINDA Abdiel (PAN) (RU) MATSUO Seidi (BRA)	(1B) HATANAKA Kiofumi (BRA) (3B) ESPILDORA Francisco Gentil (BRA)	
TECHNICAL COMMISSIONERS	BELEÑO GOMEZ Simon (COL)	SUGIMOTO Carlos Tetuo (BRA)	
SCOREKEEPERS	LIE AOYAGUI Cristina (BRA)	SAKIHARA IGI Rubia (BRA)	TOSHIKIO ITO Marcia (BRA)
LENGTH OF GAME: 2h 10min		ATTENDANCE: 0	
CONDITIONS: Cloudy		TEMPERATURE: 17C/62F	HUMIDITY: 67%

Legend:

1B First baseman	2B Doubles/Second baseman	3B Triples/Third baseman	A Assists
AB At Bats	BB Bases on Balls	BK Balk	C Catcher
CF Center fielder	CS Caught Stealing	DH Designated hitter	DP Double Plays
E Errors	ER Earned Runs	GDP Grounded into double play	H Hits
HBP Hit by pitch	HP Home plate	HR Home Runs	IBB Intentional Bases on Balls
I/O Reached base on interference or obstruction			IP Innings pitched
L Losses	LF Left fielder	LOB Left on base	P Pitcher
PB Passed balls	PH Pinch hitter	PO Put outs	Pos Fielding position
PR Pinch runner	R Runs	RBI Runs batted In	RF Right fielder
S Saves	SB Stolen bases	SH Sacrifice hits	SF Sacrifice flies
SO Strike outs	SS Shortstop	TP Triple plays	W Wins
WP Wild Pitches	* Substitutions		

Team Roster

Formación del Equipo / Escalação das Equipes

As of 13 JUL 2007

BRA - BRAZIL

No	Name	Pos	Height m/ft in	Weight Kg/lbs	Throw Hand	Bat Hand	Date of Birth	Club	IG
1	YAMADA Claudio	P			R	R	23 DEC 1974		0
3	SATO Renan	IF			R	R	11 SEP 1983		0
5	SANTOS Anderson	OF			R	R	3 DEC 1985		0
6	SHIMANOE Ricardo	C			R	R	3 JAN 1980		0
12	OGASSAWARA Gustavo	P			L	R	4 AUG 1985		0
13	YAMAOKA Evaldo	IF			R	R	29 APR 1981		0
15	OLIVEIRA Rafael	C			R	R	18 APR 1982		0
18	ORLANDO Paulo	OF			R	R	11 JAN 1985		0
19	TAKAHASHI Julio	OF			L	R	11 JUN 1982		0
20	SAKANE Marcio	P			R	R	25 OCT 1982		0
21	MIYAMOTO Rodrigo	P			R	R	16 FEB 1981		0
23	OKUYAMA Marcelo	IF			R	R	2 DEC 1981		0
24	ONO Ronaldo	IF			R	L	27 AUG 1973		0
25	PEREIRA Gilmar	P			R	R	17 JUN 1988		0
26	SATO Reinaldo	IF			R	R	25 OCT 1980		0
37	ARAI Marcelo	P			R	R	2 OCT 1983		0
44	NAKANO Celso	OF			R	R	26 FEB 1976		0
56	ODA Fernando	P			L	L	9 MAY 1970		0
60	MAGALHÃES Tiago	OF			R	R	18 MAR 1981		0
74	OJIMA Kleber	P			R	R	12 APR 1976		0

Uniform Colour: White (Home)
Team Manager: 0 IGUCHI Ricardo (BRA)
Coaches: 0 SATO Mitsuyoshi (BRA)
 0 TSUJI Shuhei (BRA)

Legend:

C Catcher	IF Infielder	IG International games played	L Bats/Throws Left Handed
OF Outfielder	P Pitcher	Pos Fielding Position	R Bats/Throws Right Handed
S Switch Hitter	U Utility Player		

Team Roster

Formación del Equipo / Escalação das Equipes

As of 13 JUL 2007

CUB - CUBA

No	Name	Pos	Height m/ft in	Weight Kg/lbs	Throw Hand	Bat Hand	Date of Birth	Club	IG
0	CESPEDES Yoennis				R	R	18 OCT 1985		0
0	CHAPMAN de la CRUZ				R	R	28 FEB 1988		0
1	DUVERGEL Giorvis	U			L	L	8 SEP 1979		0
2	PARET Eduardo	IF			R	R	23 OCT 1972		0
3	NAVAS Luis Miguel	IF			R	R	2 FEB 1980		0
5	SANCHEZ Eriel	C			R	R	17 MAY 1975		0
6	PESTANO Ariel	C			R	R	31 JAN 1974		0
10	GOURRIEL Yuliesky	IF			R	R	17 FEB 1982		0
14	URGELLES Yoandry	U			L	L	28 JUL 1981		0
16	PALMA Adiel	P			L	L	20 AUG 1970		0
20	VERA Norge Luis	P			R	R	3 AUG 1971		0
21	RAMIREZ Alexei	IF			R	R	22 SEP 1981		0
24	CEPEDA Frederich	U			R	S	8 APR 1980		0
32	GONZALEZ Norberto	P			L	L	10 OCT 1979		0
45	MARTINEZ Jonder	P			R	R	22 JUN 1978		0
64	SANCHEZ Elir	P			L	L	4 OCT 1986		0
65	MAYETA Alexander	IF			L	L	22 FEB 1977		0
76	URRUTIA Osmani	U			R	R	28 JUN 1976		0
97	MAYA Yunieski	P			R	R	28 AUG 1981		0
99	LAZO Pedro Luis	P			R	R	15 APR 1973		0

Uniform Colour:		RED (Home)
Team Manager:	0	RODRIGUEZ ACOSTA Carlos (CUB)
Coaches:	0	CARRERO Omar (CUB)
	0	ELOSEGUI Jose (CUB)
	0	FUENTES Jorge (CUB)
	0	MILIAN ALEMÁN (CUB)
	0	ROMERO Julio (CUB)
	0	ULISES Jardines (CUB)

Legend:

C Catcher	IF Infielder	IG International games played	L Bats/Throws Left Handed
OF Outfielder	P Pitcher	Pos Fielding Position	R Bats/Throws Right Handed
S Switch Hitter	U Utility Player		

Team Roster

Formación del Equipo / Escalação das Equipes

As of 13 JUL 2007

DOM - DOMINICAN REPUBLIC

No	Name	Pos	Height m/ft in	Weight Kg/lbs	Throw Hand	Bat Hand	Date of Birth	Club	IG
0	DIAZ Alejandro				R	R	9 JUL 1965		0
0	JEREZ Juan				R	R	4 DEC 1977		0
0	OFFERMAN				R	R	8 NOV 1968		0
1	POLONIA	OF			L	L	10 DEC 1963		0
2	de PAULA Luis	U			R	R	11 DEC 1982		0
3	MONDESI	OF			R	R	12 MAR 1971		0
5	OGANDO Alexis	P			R	R	5 OCT 1983		0
6	LEBRON Willie	P			R	R	28 MAR 1979		0
7	WILSON	IF			R	S	27 JUL 1973		0
9	MORLA	P			L	R	15 MAR 1982		0
10	GARABITO	IF			R	S	7 FEB 1972		0
11	VARGAS	P			R	R	22 FEB 1977		0
12	MEJIA Anderson	C			R	R	15 JUN 1982		0
14	CRUZ Deiby	IF			R	R	11 JUN 1972		0
15	SOSA	IF			R	R	19 AUG 1975		0
16	DELGADO	U			R	L	15 JUL 1972		0
17	MERAN	C			R	R	16 JUN 1974		0
18	RAMIREZ Julio Ramirez	OF			R	R	10 AUG 1977		0
19	GONZALEZ	P			R	R	8 JUL 1980		0
20	BELTRE	P			R	R	24 AUG 1981		0

Uniform Colour:		White (Home)
Team Manager:	0	BREA Agustin (DOM)
Coaches:	0	ACEVEDO Hector (DOM)
	0	BERROA Geronimo (DOM)
	0	CRUZ Justo (DOM)
	0	de la CRUZ Francisco (DOM)
	0	MARTINEZ (DOM)
	0	RODRIGUEZ Adriano (DOM)

Legend:

C Catcher	IF Infielder	IG International games played	L Bats/Throws Left Handed
OF Outfielder	P Pitcher	Pos Fielding Position	R Bats/Throws Right Handed
S Switch Hitter	U Utility Player		

Team Roster

Formación del Equipo / Escalação das Equipes

As of 18 JUL 2007

MEX - MEXICO

No	Name	Pos	Height m/ft in	Weight Kg/lbs	Throw Hand	Bat Hand	Date of Birth	Club	IG
2	DIAZ ADAME Rafael	P			R	R	12 DEC 1969		0
3	SANDOVAL Jose Luis	IF			R	R	25 AUG 1968		0
6	RIVERA RUIZ Oscar	P			L	L	13 APR 1981		0
7	TERRAZAS MAGAÑA Ivan	OF			R	L	11 NOV 1983		0
10	GARCIA AGUAYO Gustavo	OF			L	L	29 OCT 1975		0
12	GIL REYES Geronimo	C			R	R	7 AUG 1975		0
13	GARCIA Luis Alfonso	OF			R	R	5 NOV 1978		0
16	CAMPILLO Jorge	P			R	R	6 SEP 1979		0
19	ESPINOZA Efren	IF			R	R	12 SEP 1980		0
20	CAMPOS Francisco	P			R	R	10 MAY 1980		0
23	SUAREZ Luis Mauricio				R	R	1 JAN 1977		0
24	VALDEZ Mario Alejandro				R	R	1 JAN 1988		0
25	RAMIREZ SANCHEZ Roberto	P			L	L	12 AUG 1971		0
26	TEQUIDA MIRANDA Mauricio	P			R	R	5 FEB 1983		0
28	MUÑOZ Noe de Jesus	C			R	R	1 JAN 1986		0
30	GIL AGUILAR Benjamin	IF			R	R	10 OCT 1978		0
33	ORTEGA Pablo Javier	P			R	R	7 NOV 1976		0
56	LEONEZ SILVA Jose				R	R	1 JAN 1988		0

Uniform Colour:		White (Home)
		Green (Visitor)
Team Manager:	0	CASTILLA SORIA Marco Vinicio (MEX)
Coaches:	0	CAMACHO ACOSTA Adolfo (MEX)
	0	REYNOSO Armando (MEX)
	0	TOLENTINO FRANCO Jose (MEX)

Legend:

C Catcher	IF Infielder	IG International games played	L Bats/Throws Left Handed
OF Outfielder	P Pitcher	Pos Fielding Position	R Bats/Throws Right Handed
S Switch Hitter	U Utility Player		

Team Roster

Formación del Equipo / Escalação das Equipes

As of 13 JUL 2007

NCA - NICARAGUA

No	Name	Pos	Height m/ft in	Weight Kg/lbs	Throw Hand	Bat Hand	Date of Birth	Club	IG
6	AVELLAN CHAMORRO Jorge Luis	IF			R	R	5 MAR 1972		0
7	GUIDO Sandor	IF			L	L	15 DEC 1978		0
8	SAENZ MORALES Jose Luis	P			R	R	25 JAN 1984		0
9	GALEANO GUTIERREZ Larry Francisco	OF			R	R	20 SEP 1976		0
10	GARCIA RODRIGUEZ Yasmir Antonio	OF			R	R	12 NOV 1971		0
11	TALAVERA Eddy Orland	OF			R	R			0
12	CARDOZE RAMIREZ Norman Rene	IF			R	R	31 DEC 1971		0
15	LOPEZ ESPINOZA Edgard Roberto	OF			R	R	6 SEP 1974		0
19	SOTELO Danilo Francisco	OF			R	R	27 MAR 1975		0
22	HERNANDEZ SANCHEZ Armando de Jesus	OF			R	R	7 NOV 1981		0
24	LOAISIGA PALMA Hesse Esteban	OF			L	L	28 OCT 1975		0
26	RAUDES PAVON Julio Cesar	P			R	R	14 JUN 1976		0
29	RIVAS GRANERA Justo Cesar	OF			R	R	9 JAN 1980		0
31	RAYO ROJAS Pedro Wilder	P			R	R	6 MAY 1984		0
45	PINEDA Jairo Ramon	P			R	R	25 SEP 1976		0
46	MAIRENA GONZALES Oswaldo Antonio	OF			L	L	30 MAY 1974		0
47	PORTOBANCO VÉLIZ Luz de Jesús	OF			R	R	15 SEP 1979		0
59	ROA MIRANDA Jenrry Antonio	IF			R	R	29 JUL 1969		0
61	MENA Sergio Antonio	C			R	R	12 MAR 1974		0
91	PEREZ CASTELLON Jose Esteban	OF			L	L	2 DEC 1982		0

Uniform Colour: White (Home)
Yellow (Visitor)

Coaches:
0 CISNEROS Omar (NCA)
0 MARTINEZ MURILL Rigoberto (NCA)
0 MURILLO Cairo (NCA)

Legend:

C Catcher	IF Infielder	IG International games played	L Bats/Throws Left Handed
OF Outfielder	P Pitcher	Pos Fielding Position	R Bats/Throws Right Handed
S Switch Hitter	U Utility Player		

Team Roster

Formación del Equipo / Escalação das Equipes

As of 13 JUL 2007

PAN - PANAMA

No	Name	Pos	Height m/ft in	Weight Kg/lbs	Throw Hand	Bat Hand	Date of Birth	Club	IG
0	de LEON Audes	IF			R	L	26 JUN 1978		0
0	GONZALES Camilo				R	R	7 DEC 1983		0
0	GUTIÉRREZ Roberto				R	R	3 MAR 1983		0
0	VEGA Yonathan				R	R	2 MAR 1979		0
4	AGNOLY Earl	U			R	R	18 NOV 1975		0
5	ALMENGOR Victor	IF			R	R	21 FEB 1984		0
10	HERRERA Rolando	P			L	L	9 AUG 1973		0
14	TELLO Rodrigo	P			R	R	14 MAY 1979		0
16	GONZALEZ David	C			R	R	16 JAN 1979		0
17	HERRERA Freddy	OF			R	R	17 DEC 1973		0
22	QUINTERO Cesar	C			R	R	16 NOV 1982		0
23	LASSO Yoni	IF			R	R	22 NOV 1984		0
23	MONTILLA Ricardo	P			R	R	23 APR 1988		0
24	RIVERA Adolfo	OF			R	R	22 MAY 1982		0
28	IGLESIA Luis	IF			R	R	3 FEB 1967		0
29	RAMIREZ Ramon	P			L	L	25 FEB 1977		0
31	GOMEZ Miguel	P			R	R	31 MAY 1974		0
35	ASPRILLA Avelino	IF			R	R	1 JAN 1981		0
56	PICOTA Lenin	P			R	R	27 MAR 1966		0
81	MENDEZ Gilberto	P			R	R	15 NOV 1974		0

Uniform Colour: BR/AZ (Home)

Coaches:
0 DELGADO ALVAREZ Israel (PAN)
0 URQUIOLA Alfonso (PAN)

Legend:

C Catcher	IF Infielder	IG International games played	L Bats/Throws Left Handed
OF Outfielder	P Pitcher	Pos Fielding Position	R Bats/Throws Right Handed
S Switch Hitter	U Utility Player		

Team Roster

Formación del Equipo / Escalação das Equipes

As of 13 JUL 2007

USA - UNITED STATES of AMERICA

No	Name	Pos	Height m/ft in	Weight Kg/lbs	Throw Hand	Bat Hand	Date of Birth	Club	IG
4	ROMANSKI Josh	U			L	L	18 OCT 1986		0
5	FLAHERTY Ryan	U			R	L	27 JUL 1986		0
6	KIESCHNICK Roger	OF			R	L	21 JAN 1987		0
7	SATTERWHITE Cody	P			R	R	27 JAN 1987		0
8	ESPINOSA Danny	IF			R	S	25 APR 1987		0
9	MERCER Jordy	U			R	R	27 AUG 1986		0
10	SMOAK Justin	IF			L	S	5 DEC 1986		0
11	FORSYTHE Logan	U			R	R	14 JAN 1987		0
14	HUNTER Brett	P			R	R	27 JUN 1987		0
15	DANKS Jordan	OF			R	L	7 AUG 1986		0
17	MATUSZ Brian	P			L	L	11 FEB 1987		0
18	MEDICA Tommy	C			R	R	9 APR 1988		0
24	THOMPSON Jacob	P			R	R	19 NOV 1986		0
25	ALVAREZ Pedro	IF			R	L	6 FEB 1987		0
25	PARAMORE Petey	C			R	S	30 OCT 1986		0
28	BERRY Ryan	P			R	R	3 AUG 1988		0
34	WALLACE Brett	U			R	L	26 AUG 1986		0
38	KELLY Joe	P			R	R	9 JUN 1988		0
40	LYNN Lance	P			R	R	12 MAY 1987		0
44	ROSS Tyson	P			R	R	22 APR 1987		0

Uniform Colour: CZ/BR (Home)

Coaches:

0	COOPER Robert (USA)
0	KINNEBERG Bill (USA)
0	MILLER Blake (USA)
0	SCALF Mark (USA)

Legend:

C Catcher	IF Infielder	IG International games played	L Bats/Throws Left Handed
OF Outfielder	P Pitcher	Pos Fielding Position	R Bats/Throws Right Handed
S Switch Hitter	U Utility Player		

Team Roster

Formación del Equipo / Escalação das Equipes

As of 13 JUL 2007

VEN - VENEZUELA

No	Name	Pos	Height m/ft in	Weight Kg/lbs	Throw Hand	Bat Hand	Date of Birth	Club	IG
1	RODRIGUEZ Liubieniesh	IF	1.78/5'10"	86.0/190	R	R	5 NOV 1976		0
5	CHAVEZ Dirimo	IF	1.78/5'10"	91.0/201	R	R	10 AUG 1983		0
6	PALMA Ricardo	P	1.86/6'1"	89.0/196	L	L	26 SEP 1979		0
7	APONTE Jose	OF	1.78/5'10"	91.0/201	L	L	4 JAN 1982		0
10	NIEVES Jose	IF	1.89/6'2"	101.0/223	R	R	16 JUN 1975		0
11	ACUÑA Ronald	OF	1.82/6'0"	94.0/207	R	R	30 SEP 1979		0
16	GUANCHES Algimiro	P			L	L	30 DEC 1982		0
17	REYES Rene	OF	1.85/6'1"	90.0/198	R	S	28 OCT 1980		0
18	RAMIREZ Manuel	IF	1.82/6'0"	100.0/220	R	R	7 SEP 1982		0
20	YEPEZ Jesus	P	1.84/6'0"	95.0/209	L	L	15 APR 1984		0
21	TORRES Saul	IF	1.86/6'1"	105.0/231	R	R	18 FEB 1982		0
22	LANDAETA Luis	U	1.84/6'0"	108.0/238	L	L	4 MAR 1977		0
24	LANDAETA Argenis	P	1.87/6'2"	98.0/216	R	R	8 NOV 1981		0
25	CORDOVA Luis	U	1.82/6'0"	95.0/209	R	R	2 SEP 1984		0
26	TORRES Luis	P	1.83/6'0"	95.0/209	R	R	6 JUN 1979		0
28	PINTO Rene	C	1.79/5'10"	108.0/238	R	R	17 JUL 1977		0
29	MARTINEZ Oscar	P	1.85/6'1"	103.0/227	R	R	7 OCT 1978		0
30	MORY Carlos	P	1.80/5'11"	91.0/201	R	R	15 MAY 1980		0
32	LARREAL Guillermo	P	1.81/5'11"	95.0/209	R	R	3 FEB 1976		0
47	GARCIA Yosnel	C	1.81/5'11"	96.0/212	R	R	21 FEB 1979		0

Uniform Colour: White (Home)

Coaches:

0	BAEZ Jose (VEN)
0	DELEGADO Angel (VEN)
0	LOBATON Jose (VEN)
0	MONTILLA Werner (VEN)
0	SANZ Luis (VEN)

Legend:

C Catcher	IF Infielder	IG International games played	L Bats/Throws Left Handed
OF Outfielder	P Pitcher	Pos Fielding Position	R Bats/Throws Right Handed
S Switch Hitter	U Utility Player		

Results Table

Resumen del Torneo (partidos de los grupos) / Sumário do Torneio (Partidas dos grupos)

As of 18 JUL 2007 at 13:38

AFTER GAME 11

Group A

Rank	NOC	Games			Runs		W/L%	GB
		Played	Won	Lost	For	Against		
1	USA	3	3	0	20	10	1.000	-
2	NCA	3	1	2	6	9	.333	2
3	DOM	3	1	2	15	9	.333	2
4	BRA	3	1	2	8	21	.333	2

Group B

Rank	NOC	Games			Runs		W/L%	GB
		Played	Won	Lost	For	Against		
1	CUB	3	2	1	15	8	.667	-
2	MEX	3	2	1	13	10	.667	-
3	PAN	3	2	1	8	14	.667	-
4	VEN	3	0	3	7	11	.000	2

Date	Time	Group	Teams	Result	Notes	Venue
SAT 14 JUL	10:00	B	PAN - CUB	4 - 3		City of Rock-City of Rock-Field 1
SUN 15 JUL	9:00	A	BRA - NCA	1 - 0		City of Rock-City of Rock-Field 1
	9:00	B	VEN - PAN	2 - 4		City of Rock-City of Rock-Field 2
	12:00	B	MEX - CUB	1 - 8		City of Rock-City of Rock-Field 1
	12:10	A	DOM - USA	1 - 5		City of Rock-City of Rock-Field 2
MON 16 JUL	9:00	A	BRA - DOM	2 - 14		City of Rock-City of Rock-Field 1
	9:00	B	PAN - MEX	0 - 9		City of Rock-City of Rock-Field 2
	12:30	B	CUB - VEN	4 - 3		City of Rock-City of Rock-Field 2
	12:45	A	NCA - USA	4 - 8		City of Rock-City of Rock-Field 1
WED 18 JUL	9:00	A	NCA - DOM	2 - 0		City of Rock-City of Rock-Field 2
	9:15	B	VEN - MEX	2 - 3		City of Rock-City of Rock-Field 1
	10:15	A	USA - BRA	7 - 5		City of Rock-City of Rock-Field 1

Note:

Home team in each game is listed first. Ties in rank are not broken until the completion of the preliminary round.

Legend:

GB Games Behind

RDR Game ended by Run Difference Rule

S Suspended Game

W/L% Win/Loss Percentage

Basquetebol
Baloncesto
Basketball



Medallists

Medallistas / Medalhistas

GOLD	SILVER	BRONZE
------	--------	--------

USA-UNITED STATES of AMERICA

- 4 FOX Emily
- 5 WIGGINS Candice
- 6 AJAVON Mattee
- 7 THOMAS Melanie
- 8 COLEMAN Marissa
- 9 HORNBUCKLE Alexis
- 10 McCOUGHTRY Angel
- 11 ANOSIKE Nkolika
- 12 HOUSTON Charde
- 13 APPEL Jayne
- 14 HUMPHREY Natasha
- 15 LARKINS Erlana

BRA-BRASIL

- 4 PINTO Adriana
- 5 ROCHA Karen
- 6 MARÇAL Palmira
- 7 JACINTO Micaela
- 8 CONCEIÇÃO Tatiana
- 9 ARCAIN Janeth
- 10 FERREIRA Patricia
- 11 ZAKRZESKI Soeli
- 12 DANTAS Jucimara
- 13 NASCIMENTO Isis
- 14 COELHO Graziane
- 15 SANTOS Kelly

CUB-CUBA

- 4 ROMERO Arlenys
- 5 SUERO Taimara
- 6 PLUTIN Yakelyn
- 7 GELIS Oyanaisy
- 8 SORIA Yolyseny
- 9 AMARGO Yamara
- 10 BOULET Yaima
- 11 MARTINEZ Yamilet
- 12 ECHEVARRIA Cariola
- 13 OQUENDO Leidys
- 14 NOBLET Clenia
- 15 AVILA Suchitel

Final Standings

Posiciones finales / Posições Finais

As of 25 JUL 2007

Group A						Games			Points		Class.
Rank		BRA	CAN	JAM	MEX	Played	Won	Lost	For	Against	Points
1	BRA	--	77-63	81-69	88-44	3	3	0	246	176	6
2	CAN	63-77	--	58-46	74-63	3	2	1	195	186	5
3	JAM	69-81	46-58	--	69-46	3	1	2	184	185	4
4	MEX	44-88	63-74	46-69	--	3	0	3	153	231	3

Group B						Games			Points		Class.
Rank		USA	CUB	COL	ARG	Played	Won	Lost	For	Against	Points
1	USA	--	78-63	95-41	85-54	3	3	0	258	158	6
2	CUB	63-78	--	81-53	81-79	3	2	1	225	210	5
3	COL	41-95	53-81	--	68-66	3	1	2	162	242	4
4	ARG	54-85	79-81	66-68	--	3	0	3	199	234	3

Qualification 5th-8th		
Game	Teams	Result
Game 13	JAM vs ARG	61-73
Game 16	COL vs MEX	62-55

Final Phase		
Game	Teams	Result
Bronze Medal	CUB vs CAN	62-49
Gold Medal	BRA vs USA	66-79
Qualification 5th-6th	ARG vs COL	58-59
Classification 7th-8th	JAM vs MEX	56-63



Final Standings				
Medal	Rank	Team	GP	W-L
Gold	1	USA	5	5-0
Silver	2	BRA	5	4-1
Bronze	3	CUB	5	3-2
	4	CAN	5	2-3
	5	COL	5	3-2
	6	ARG	5	1-4
	7	MEX	5	1-4
	8	JAM	5	1-4

Legend:
GP Games Played W-L Win-Loss

Team Roster

Formacion del Equipo / Escalação das Equipes

ARG - ARGENTINA

As of 19 JUL 2007 at 21:43

No.	Name	Pos	Height m/ft in	Date of Birth	Club - Season 06/07
4	NICOLINI Laura (C)	G	1.78/5'10"	14 AUG 1975	CUS CAGLIARI, ITA
5	CAVA Mariana	F	1.69/5'7"	24 OCT 1985	VELEZ SARFIELD, ARG
6	CABAÑEZ Celeste	F	1.70/5'7"	12 AUG 1986	SUNDERLAND, ARG
7	MAGGI Valentina	G	1.75/5'9"	24 JUL 1985	ACQUARIO PALESTRINA, ITA
8	PAVON Sandra	G	1.75/5'9"	01 JUN 1985	VELEZ SARFIELD, ARG
9	CHESTA Alejandra	C	1.80/5'11"	19 MAR 1982	ITALMUOKA POSUOLLI, ITA
10	GATTI Paula	F	1.77/5'10"	01 SEP 1978	VELEZ SARFIELD, ARG
11	PAOLETTA Marcela	G	1.69/5'7"	18 JAN 1979	VELEZ SARFIELD, ARG
12	FERNANDEZ Alejandra	C	1.85/6'1"	25 JAN 1976	VELEZ SARFIELD, ARG
13	LANDRA Constanza	C	1.87/6'2"	29 APR 1982	TALLERES, ARG
14	FERNANDEZ Florencia	C	1.85/6'1"	16 APR 1986	SUNDERLAND, ARG
15	SAEZ Anastasia	F	1.82/6'0"	25 JAN 1985	UNION FLORIDA, ARG

Team Average 1.78/5'10"

Coach PINTO Eduardo
Assistant Coach SANTIN Roberto
Assistant Coach VALLET Ezequiel

Team uniform colour:
Light: WHITE
Dark: BLUE

Note:
Number of international games played provided by NOC

Legend:
(C) Captain C Centre F Forward G Guard
Pos Playing Position

Team Roster

Formacion del Equipo / Escalação das Equipes

BRA - BRASIL

As of 20 JUL 2007 at 20:22

No.	Name	Pos	Height m/ft in	Date of Birth	Club - Season 06/07
4	PINTO Adriana	G	1.70/5'7"	06 DEC 1978	PHOENIX MERCURY, USA
5	ROCHA Karen	G	1.77/5'10"	04 MAR 1984	OURINHOS, BRA
6	MARÇAL Palmira	G	1.76/5'9"	20 MAY 1984	CB OLESA, ESP
7	JACINTO Micaela	F	1.80/5'11"	12 JUN 1979	OURINHOS, BRA
8	CONCEIÇÃO Tatiana	F	1.85/6'1"	15 OCT 1981	UNIMED/AMERICANA, BRA
9	ARCAIN Janeth (C)	F	1.82/6'0"	11 APR 1969	SEM CLUBE
10	FERREIRA Patricia	G	1.80/5'11"	21 MAR 1979	OURINHOS, BRA
11	ZAKRZESKI Soeli	C	1.87/6'2"	12 NOV 1977	UNIMED/AMERICANA, BRA
12	DANTAS Jucimara	C	1.93/6'4"	04 FEB 1978	PONTE PRETA, BRA
13	NASCIMENTO Isis	C	2.02/6'8"	08 JUL 1983	CATANDUVA, BRA
14	COELHO Graziane	C	1.91/6'3"	18 JAN 1983	HS PENTA FAENZA, ITA
15	SANTOS Kelly	C	1.92/6'4"	10 NOV 1979	AIX PROVENCE, FRA

Team Average 1.85/6'1"

Coach BARBOSA Antonio
Assistant Coach GUIDETTI Cesar

Team uniform colour:
Light: YELLOW
Dark: BLUE

Note:
Number of international games played provided by NOC

Legend:
(C) Captain C Centre F Forward G Guard
Pos Playing Position

Team Roster

Formacion del Equipo / Escalação das Equipes

CAN - CANADA

As of 19 JUL 2007 at 21:43

No.	Name	Pos	Height m/ft in	Date of Birth	Club - Season 06/07
4	TOWNSEND Sheila	G	1.73/5'8"	02 OCT 1980	VALOSUN KP BRNO, CZE
5	GABRIELE Teresa (C)	G	1.65/5'5"	23 NOV 1979	SIMON FRASER UNIVERSITY, CAN
6	ASAGWARA Uzoma	G	1.75/5'9"	23 SEP 1984	UNIVERSITY OF WINNIPEG, CAN
7	ADRIAN Kelsey	F	1.85/6'1"	05 OCT 1989	BROOKSWOOD SECONDARY, CAN
8	CAMPBELL Devon	G	1.76/5'9"	15 JUN 1982	UNIVERSITARIO FERROL, ESP
9	CROOKS Sarah	F	1.85/6'1"	07 JAN 1984	UNIVERSITY OF SASKATCHEWA, CAN
10	WATSON Carrie	G	1.78/5'10"	31 JUL 1981	UNIV. OF BRITISH COLUMBIA, CAN
11	BROWN Amanda	C	1.93/6'4"	01 DEC 1984	PENN STATE UNIVERSITY, USA
12	MURPHY Lizanne	F	1.80/5'11"	15 MAR 1984	SETON HALL UNIVERSITY, USA
13	TATHAM Tamara	F	1.85/6'1"	19 AUG 1985	UNIV. OF MASSACHUSETTS, USA
14	AUBRY Chelsea	F	1.88/6'2"	27 JUN 1984	UNIV. OF NEBRASKA, USA
15	ADAMS Jordan	C	1.90/6'3"	24 MAY 1981	BIRMINGHAM POWER, GBR

Team Average 1.81/5'11"

Coach McNEILL Allison
Assistant Coach McNEILL Mike
Assistant Coach THOMAIDIS Lisa

Team uniform colour:
Light: WHITE
Dark: BLACK

Note:
Number of international games played provided by NOC

Legend:
(C) Captain C Centre F Forward G Guard
Pos Playing Position

Team Roster

Formacion del Equipo / Escalação das Equipes

COL - COLOMBIA

As of 19 JUL 2007 at 21:43

No.	Name	Pos	Height m/ft in	Date of Birth	Club - Season 06/07
4	ROBLEDO Heissy	F	1.80/5'11"	08 APR 1984	VALLE, COL
5	MOSQUERA Glency	F	1.75/5'9"	02 JUL 1978	VALLE, COL
6	PINILLA Yenny (C)	G	1.70/5'7"	26 OCT 1973	VALLE, COL
7	MOSQUERA Tathiana	C	1.95/6'5"	15 DEC 1989	META, COL
8	ATEHORTUA Luisa	F	1.78/5'10"	02 JUL 1987	ANTIOQUIA, COL
9	MESA Nancy	G	1.63/5'4"	03 DEC 1981	ANTIOQUIA, COL
10	PALACIO Monica	G	1.63/5'4"	30 APR 1985	VALLE, COL
11	ARIAS Yaneth	F	1.80/5'11"	14 OCT 1982	CUNDINAMARCA, COL
12	ESTRADA Laura	F	1.68/5'6"	30 JUL 1983	ANTIOQUIA, COL
13	TORRES Levys	C	1.90/6'3"	16 APR 1978	VALLE, COL
14	MARTINEZ Mabel	F	1.76/5'9"	28 OCT 1986	VALLE, COL
15	DIAZ Elena	C	1.83/6'0"	18 APR 1983	ANTIOQUIA, COL

Team Average 1.77/5'10"

Coach MORENO Guillermo
Assistant Coach CANO Evelio

Team uniform colour:
Light: YELLOW
Dark: BLUE

Note:
Number of international games played provided by NOC

Legend:
(C) Captain C Centre F Forward G Guard
Pos Playing Position

Team Roster

Formacion del Equipo / Escalação das Equipes

CUB - CUBA

As of 19 JUL 2007 at 21:43

No.	Name	Pos	Height m/ft in	Date of Birth	Club - Season 06/07
4	ROMERO Arlenys	G	1.75/5'9"	02 FEB 1984	PINAR DEL RIO, CUB
5	SUERO Taimara	G	1.75/5'9"	21 DEC 1979	CIUDAD HABANA, CUB
6	PLUTIN Yakelyn	C	1.87/6'2"	09 JUL 1979	CIEGO DE AVILA, CUB
7	GELIS Oyanaisy	G	1.74/5'9"	21 OCT 1983	SANTIAGO DE CUBA, CUB
8	SORIA Yolyseny	G	1.82/6'0"	08 AUG 1979	CIUDAD HABANA, CUB
9	AMARGO Yamara	G	1.80/5'11"	28 JUN 1985	SANCTI SPIRITUS, CUB
10	BOULET Yaima (C)	C	1.91/6'3"	14 APR 1984	CIUDAD HABANA, CUB
11	MARTINEZ Yamilet	C	1.96/6'5"	11 OCT 1970	HOLGUIN, CUB
12	ECHEVARRIA Cariola	F	1.80/5'11"	07 MAY 1985	SANTIAGO DE CUBA, CUB
13	OQUENDO Leidys	F	1.79/5'10"	23 JUL 1982	CAMAGUEY, CUB
14	NOBLET Clenia	C	1.87/6'2"	06 MAY 1987	GUANTANAMO, CUB
15	AVILA Suchitel	F	1.83/6'0"	01 SEP 1982	CIUDAD HABANA, CUB
Team Average			1.82/6'0"		

Team uniform colour:

Light: WHITE

Dark: BLUE

Note:

Number of international games played provided by NOC

Legend:

(C)	Captain	C	Centre	F	Forward	G	Guard
Pos	Playing Position						

Team Roster

Formacion del Equipo / Escalação das Equipes

JAM - JAMAICA

As of 19 JUL 2007 at 21:43

No.	Name	Pos	Height m/ft in	Date of Birth	Club - Season 06/07
4	EDWARDS Simone	C	1.90/6'3"	17 NOV 1973	
5	WILLIAMS Demoya	F	1.85/6'1"	22 JUL 1980	
6	LOUDEN Nicole	G	1.60/5'3"	28 JAN 1983	
7	JACKSON Simone	G	1.77/5'10"	12 APR 1984	
8	AIKENS Rashida	G	1.77/5'10"	22 JUL 1977	
9	WILES Sharon	F	1.77/5'10"	12 DEC 1978	
10	MESSAM Erika	G	1.77/5'10"	13 OCT 1983	
11	PITTERSON Oberon (C)	F	1.77/5'10"	08 FEB 1971	HAULGROVIAN BULLIT, JAM
12	BENNETT Kimberly	F	1.85/6'1"	21 JUN 1983	
13	GIDDEN Vanessa	C	1.87/6'2"	01 JUL 1985	
14	RICHMAN Rebecca	C	1.90/6'3"	01 APR 1983	
15	BYFIELD Althea	F	1.85/6'1"	28 NOV 1982	LADY PANTHERS, JAM

Team Average **1.81/5'11"**

Coach ESANNASON Rerita
Assistant Coach BROWN Winnfred
Assistant Coach THOMAS Clodyeld

Team uniform colour:
Light: YELLOW
Dark: GREEN

Note:
Number of international games played provided by NOC

Legend:
(C) Captain C Centre F Forward G Guard
Pos Playing Position

Team Roster

Formacion del Equipo / Escalação das Equipes

MEX - MEXICO

As of 20 JUL 2007 at 22:35

No.	Name	Pos	Height m/ft in	Date of Birth	Club - Season 06/07
4	DELGADO Alejandra	F	1.80/5'11"	02 NOV 1983	ITESM CAMPUS MONTERREY, MEX
5	VILLAVICENCIO Viridiana	F	1.85/6'1"	26 MAY 1986	UDLA, MEX
6	ARRIOLA Jennifer	F	1.86/6'1"	05 JUL 1983	ITESM CAMPUS MONTERREY, MEX
7	GARCIA Abril			16 SEP 1980	
8	SALMAN Zazil			27 AUG 1986	
9	RAMIREZ Taine (C)	G	1.72/5'8"	03 DEC 1978	UACJ, MEX
10	GUTIERREZ Fernanda	F	1.87/6'2"	24 JUL 1984	UPAEP, MEX
11	RAMOS Sandra	G	1.72/5'8"	29 SEP 1972	CANCUN, MEX
12	CARMONA Veronica	G	1.68/5'6"	03 FEB 1984	UNAM, MEX
13	GOMEZ Erika	G	1.86/6'1"	28 FEB 1976	CENHIES, MEX
14	MACHUCA Lourdes	C	1.96/6'5"	20 SEP 1985	UACJ, MEX
15	SILVA Brisa	G	1.68/5'6"	07 MAR 1984	OKLAHOMA STATE UNIVERSITY, USA

Team Average **1.80/5'11"**

Coach GUZMAN JIMENEZ Gerardo
Assistant Coach LEYVA ARREDONDO Jaime
Assistant Coach TOUSSAINT Jorge

Team uniform colour:
Light: WHITE
Dark: GREEN

Note:
Number of international games played provided by NOC

Legend:
(C) Captain C Centre F Forward G Guard
Pos Playing Position

Team Roster

Formacion del Equipo / Escalação das Equipes

USA - UNITED STATES of AMERICA

As of 19 JUL 2007 at 21:43

No.	Name	Pos	Height m/ft in	Date of Birth	Club - Season 06/07
4	FOX Emily	G	1.76/5'9"	23 APR 1987	UNIVERSITY OF MINNESOTA, USA
5	WIGGINS Candice	G	1.81/5'11"	14 FEB 1987	STANFORD UNIVERSITY, USA
6	AJAVON Mattee	G	1.73/5'8"	07 MAY 1986	RUTGERS UNIVERSITY, USA
7	THOMAS Melanie	G	1.76/5'9"	26 AUG 1985	UNIVERSITY OF CONNECTICUT, USA
8	COLEMAN Marissa	F/G	1.86/6'1"	04 JAN 1987	UNIVERSITY OF MARYLAND, USA
9	HORNBUCKLE Alexis	G	1.81/5'11"	16 OCT 1985	UNIVERSITY OF TENNESSEE, USA
10	McCOUGHTRY Angel	F	1.86/6'1"	10 SEP 1986	UNIVERSITY OF LOUISVILLE, USA
11	ANOSIKE Nkolika	F	1.94/6'4"	27 FEB 1986	UNIVERSITY OF TENNESSEE, USA
12	HOUSTON Charde	F	1.83/6'0"	10 APR 1986	UNIVERSITY OF CONNECTICUT, USA
13	APPEL Jayne	C	1.94/6'4"	14 MAY 1988	STANFORD UNIVERSITY, USA
14	HUMPHREY Natasha	F	1.91/6'3"	29 DEC 1985	UNIVERSITY OF GEORGIA, USA
15	LARKINS Erlana	C	1.89/6'2"	02 APR 1986	UNIVERSITY OF N. CAROLINA, USA

Team Average 1.84/6'0"

Coach STALEY Dawn
Assistant Coach DELANEY-SMITH Kathy
Assistant Coach GIBBONS Bill

Team uniform colour:
Light: WHITE
Dark: NAVY BLUE

Note:
Number of international games played provided by NOC

Legend:
C Centre F Forward G Guard Pos Playing Position

Results

Resultados / Resultados

USA 95 vs 41 COL

Attendance: 0

Referees: PACHECO Sergio (BRA)

Commissioner:

Umpires: CEPEDA Horacio (MEX); PINNOCK Kevin (JAM)

		Q1		Q2		Q3		Q4	
Scoring by 5 min intervals:	USA	17	32	49	63	72	78	89	95
	COL	4	14	21	23	26	35	38	41

USA - UNITED STATES of AMERICA

No.	Name	MIN	Field Goals		2 Points		3 Points		Free Throws		Rebounds			AS	TO	ST	BS	PF	FO	PTS
			M/A	%	M/A	%	M/A	%	M/A	%	OR	DR	TOT							
*5	WIGGINS Candice	18:28	4/7	57	2/4	50	2/3	67						3	1	1		3		10
*6	AJAVON Mattee	18:47	6/10	60	3/5	60	3/5	60				1	1	2		2		2		15
*9	HORNBUCKLE Alexis	06:25	1/3	33	1/1	100	0/2	0			2	2	4	4		1				2
*12	HOUSTON Charde	18:59	4/9	44	4/9	44			2/4	50	1	9	10		3				3	10
*14	HUMPHREY Natasha	16:02	6/8	75	4/5	80	2/3	67			1	6	7	3	2	1		1		14
4	FOX Emily	19:20	2/5	40	2/4	50	0/1	0			1	1	3	2	2			1		4
7	THOMAS Melanie	17:18	2/4	50	1/3	33	1/1	100	1/4	25				1	1			3	3	6
8	COLEMAN Marissa	18:49	4/6	67	3/3	100	1/3	33			1	2	3	3				1		9
10	MCCOUGHTRY Angel	22:55	5/11	45	3/8	38	2/3	67			3	1	4	3	5	1		3		12
11	ANOSIKE Nkolika	17:03	3/6	50	3/6	50			2/4	50	1	6	7		1			3	4	8
13	APPEL Jayne	16:29	2/3	67	2/3	67			1/2	50	1	6	7	1		2	4	3	1	5
15	LARKINS Erlana	09:25	0/2	0	0/2	0					1	2	3		1	1				0
Team/Coach																				
Totals		39/74	53	28/53	53	11/21	52	6/14	43	14	36	50	22	15	13	4	20	11	95	
Coach	STALEY Dawn																			
Assistant Coach	DELANEY-SMITH Kathy GIBBONS Bill																			

COL - COLOMBIA

No.	Name	MIN	Field Goals		2 Points		3 Points		Free Throws		Rebounds			AS	TO	ST	BS	PF	FO	PTS
			M/A	%	M/A	%	M/A	%	M/A	%	OR	DR	TOT							
*4	ROBLEDO Heissy	23:14	1/3	33	1/3	33			0/2	0		2	2	1	3	1		2	1	2
*6	PINILLA Yenny (C)	29:28	1/11	9	1/4	25	0/7	0						2	1			1	1	2
*11	ARIAS Yaneth	34:30	5/15	33	5/14	36	0/1	0	7/10	70	3	4	7	2	7	1	1	2	6	17
*13	TORRES Levys	30:36	1/7	14	1/7	14			1/4	25	1	2	3		1	1	1	3	3	3
*15	DIAZ Elena	31:09	4/10	40	3/8	38	1/2	50	2/5	40	1	1	2		1	2		2	3	11
5	MOSQUERA Glency	03:58							0/2	0									1	0
7	MOSQUERA Tathiana	26:50	1/5	20	1/4	25	0/1	0	2/4	50	3	2	5					1	2	4
8	ATEHORTUA Luisa	00:00																		0
9	MESA Nancy	00:00																		0
10	PALACIO Monica	00:00																		0
12	ESTRADA Laura	10:33	0/3	0	0/1	0	0/2	0	0/2	0				1	4	1		1	2	0
14	MARTINEZ Mabel	09:20	1/4	25	1/4	25					1	1	2		1					2
Team/Coach																				
Totals		14/58	24	13/45	29	1/13	8	12/29	41	11	16	27	6	18	6	2	12	19	41	
Coach	MORENO Guillermo																			
Assistant Coach	CANO Evelio																			

	USA	COL
Points from Turnovers	19	5
Points in the Paint	42	18
Second Chance Points	9	4
Fast Break Points	20	6

	USA	COL
Biggest Lead	55	0
Biggest Scoring Run	14-0(58-21)	5-0(27-12)
Lead Changes	1	
Times Tied	0	

Legend:

%	Shooting Percentage	(C)	Captain	*	Starters	AS	Assists
BS	Blocked Shots	DR	Defensive Rebounds	FO	Fouls On	M/A	Made/Attempts
MIN	Minutes Played	OR	Offensive Rebounds	OTx	Overtime	PF	Fouls
PTS	Points	Qx	Quarter Time	ST	Steals	TO	Turnovers
TOT	Total Rebounds						

Results

Resultados / Resultados

CAN 74 vs 63 MEX

Attendance: 600

Referees: ALUZ Mario José (ARG)

Commissioner: RODRIGUEZ Cesar Augusto (VEN)

Umpires: CLAYBROOK Leslie (USA); RODRIGUEZ Jakelyn (COL)

		Q1		Q2		Q3		Q4		OT1
Scoring by 5 min intervals:	CAN	8	14	18	29	36	44	48	61	74
	MEX	9	16	19	24	36	41	52	61	63

CAN - CANADA

No.	Name	MIN	Field Goals		2 Points		3 Points		Free Throws		Rebounds			AS	TO	ST	BS	PF	FO	PTS
			M/A	%	M/A	%	M/A	%	M/A	%	OR	DR	TOT							
*5	GABRIELE Teresa (C)	32:18	7/11	64	5/6	83	2/5	40	6/8	75	1	2	3	5	8	1		2	5	22
*6	ASAGWARA Uzoma	17:45	1/9	11	0/7	0	1/2	50			2	2	4	2				1	1	3
*7	ADRIAN Kelsey	32:47	4/11	36	2/4	50	2/7	29			1	1	2	2	1	1		2	1	10
*11	BROWN Amanda	13:23	1/2	50	1/2	50			1/2	50				1	1			3		3
*14	AUBRY Chelsea	21:58	0/1	0	0/1	0					2	7	9	1				3	1	0
4	TOWNSEND Sheila	15:23	1/5	20	0/2	0	1/3	33				1	1		1			2		3
8	CAMPBELL Devon	24:34	3/7	43	2/3	67	1/4	25			1	3	4	4	4	1		1		7
9	CROOKS Sarah	26:11	6/9	67	6/9	67			2/5	40	3	6	9	3	3	1		3	4	14
10	WATSON Carrie	02:20	0/1	0	0/1	0									1					0
12	MURPHY Lizanne	09:53									1	4	5		3			2	2	0
13	TATHAM Tamara	03:56																1		0
15	ADAMS Jordan	24:32	6/7	86	6/6	100	0/1	0	0/1	0	1	5	6	1	3	1	2	2	2	12
Team/Coach																				
Totals			29/63	46	22/41	54	7/22	32	9/16	56	13	38	51	14	27	7	3	22	16	74
Coach	McNEILL Allison																			
Assistant Coach	McNEILL Mike THOMAIDIS Lisa																			

MEX - MEXICO

No.	Name	MIN	Field Goals		2 Points		3 Points		Free Throws		Rebounds			AS	TO	ST	BS	PF	FO	PTS
			M/A	%	M/A	%	M/A	%	M/A	%	OR	DR	TOT							
*7	GARCIA Abril	28:05	4/11	36	3/7	43	1/4	25	5/6	83		2	2		1	4			3	14
*9	RAMIREZ Taine (C)	42:38	1/7	14	1/7	14			2/2	100		2	2	2	4	3		3	2	4
*13	GOMEZ Erika	37:18	3/19	16	1/6	17	2/13	15	5/6	83	1	3	4		5	1		3	8	13
*14	MACHUCA Lourdes	23:47	2/3	67	2/3	67			0/2	0	3	3	6		2			2	1	4
*15	SILVA Brisa	39:15	8/16	50	6/10	60	2/6	33	2/3	67		4	4	3	3	2		3	3	20
4	DELGADO Alejandra	19:46	0/2	0	0/2	0						1	1			1				0
5	VILLAVICENCIO Viridiana	00:00																		0
6	ARRIOLA Jennifer	02:07							1/2	50								1	1	1
8	SALMAN Zazil	16:16	1/5	20	1/4	25	0/1	0			1	1	2	1	1			3	1	2
10	GUTIERREZ Fernanda	12:59	2/4	50	2/4	50			1/2	50	2	2	4					3		5
11	RAMOS Sandra	00:00																		0
12	CARMONA Veronica	02:49													1	1				0
Team/Coach																				
Totals			21/67	31	16/43	37	5/24	21	16/23	70	9	22	31	6	17	12		18	19	63
Coach	GUZMAN JIMENEZ Gerardo																			
Assistant Coach	LEYVA ARREDONDO Jaime TOUSSAINT Jorge																			

	CAN	MEX
Points from Turnovers	10	16
Points in the Paint	34	20
Second Chance Points	10	14
Fast Break Points	10	5

	CAN	MEX
Biggest Lead	11	5
Biggest Scoring Run	10-0(74-63)	8-0(36-36)
Lead Changes	9	
Times Tied	8	

Legend:

%	Shooting Percentage	(C)	Captain	*	Starters	AS	Assists
BS	Blocked Shots	DR	Defensive Rebounds	FO	Fouls On	M/A	Made/Attempts
MIN	Minutes Played	OR	Offensive Rebounds	OTx	Overtime	PF	Fouls
PTS	Points	Qx	Quarter Time	ST	Steals	TO	Turnovers
TOT	Total Rebounds						

Results

Resultados / Resultados

ARG 79 vs 81 CUB

Attendance: 1200

Referees: DELGADO Daniel (VEN)

Commissioner: FONTANA Geraldo (BRA)

Umpires: SHAER Gabriela (CRC); LASUIK Karem (CAN)

		Q1		Q2		Q3		Q4		OT1
Scoring by 5 min intervals:	ARG	11	19	23	25	33	48	57	66	79
	CUB	13	20	26	40	45	54	61	66	81

ARG - ARGENTINA

No.	Name	MIN	Field Goals		2 Points		3 Points		Free Throws		Rebounds			AS	TO	ST	BS	PF	FO	PTS
			M/A	%	M/A	%	M/A	%	M/A	%	OR	DR	TOT							
*4	NICOLINI Laura (C)	32:18	3/9	33	3/8	38	0/1	0	2/2	100	3	3	7	3	3			1	2	8
*9	CHESTA Alejandra	35:38	6/14	43	3/5	60	3/9	33	2/3	67	1	4	5	2	1	1	1	3	3	17
*10	GATTI Paula	32:20	3/8	38	1/4	25	2/4	50	1/1	100	1	2	3	2	2	1		3	1	9
*11	PAOLETTA Marcela	40:22	6/13	46	3/6	50	3/7	43	1/2	50	3	3	3	1	4	1		3	4	16
*13	LANDRA Constanza	12:40	2/4	50	2/4	50			1/2	50	3	1	4		2			1	1	5
5	CAVA Mariana	04:12											2					2		0
6	CABAÑEZ Celeste	04:07	0/1	0	0/1	0														0
7	MAGGI Valentina	00:00																		0
8	PAVON Sandra	20:37	2/3	67	2/2	100	0/1	0	2/2	100	1	1	2	2	1			2	1	6
12	FERNANDEZ Alejandra	04:50	0/2	0	0/1	0	0/1	0												0
14	FERNANDEZ Florencia	19:38	5/10	50	5/10	50					1	4	5		1	1	1	3		10
15	SAEZ Anastasia	17:00	4/7	57	4/7	57			0/2	0	2	1	3		2			3	2	8
Team/Coach																				
Totals			31/71	44	23/48	48	8/23	35	9/14	64	9	23	32	16	17	8	2	21	14	79
Coach	PINTO Eduardo																			
Assistant Coach	SANTIN Roberto										VALLET Ezequiel									

CUB - CUBA

No.	Name	MIN	Field Goals		2 Points		3 Points		Free Throws		Rebounds			AS	TO	ST	BS	PF	FO	PTS
			M/A	%	M/A	%	M/A	%	M/A	%	OR	DR	TOT							
*6	PLUTIN Yakelyn	25:02	3/7	43	3/6	50	0/1	0	3/6	50	2	6	8	1	3				3	9
*7	GELIS Oyanaisy	38:38	4/11	36	3/10	30	1/1	100	2/3	67		5	5	6	6	2		2	3	11
*9	AMARGO Yamara	16:25	0/1	0			0/1	0	2/4	50		3	3	2		1		1	2	2
*10	BOULET Yaima (C)	34:11	3/11	27	3/11	27			8/12	67	4	9	13				3	4	6	14
*15	AVILA Suchitel	36:57	9/16	56	7/10	70	2/6	33	3/5	60	2	3	5		1	2			2	23
4	ROMERO Arlenys	11:16	2/5	40	1/2	50	1/3	33							3	1			1	5
5	SUERO Taimara	00:00																		0
8	SORIA Yolyseny	28:41	4/10	40	1/4	25	3/6	50	2/2	100	1	1	2	2	4	3		2	2	13
11	MARTINEZ Yamilet	04:47																1		0
12	ECHEVARRIA Cariola	02:09											1							0
13	OQUENDO Leidys	05:54											2	2	1	1	1			0
14	NOBLET Clenia	21:00	2/6	33	2/6	33					3	1	4		2	3		4	1	4
Team/Coach																				
Totals			27/67	40	20/49	41	7/18	39	20/32	63	17	31	48	13	21	13	3	14	20	81
Coach	ZABALA Alberto																			
Assistant Coach																				

	ARG	CUB
Points from Turnovers	13	12
Points in the Paint	42	36
Second Chance Points	6	15
Fast Break Points	10	8

	ARG	CUB
Biggest Lead	3	18
Biggest Scoring Run	7-0(63-61)	15-0(23-36)
Lead Changes	10	
Times Tied	8	

Legend:

%	Shooting Percentage	(C)	Captain	*	Starters	AS	Assists
BS	Blocked Shots	DR	Defensive Rebounds	FO	Fouls On	M/A	Made/Attempts
MIN	Minutes Played	OR	Offensive Rebounds	OTx	Overtime	PF	Fouls
PTS	Points	Qx	Quarter Time	ST	Steals	TO	Turnovers
TOT	Total Rebounds						

Results

Resultados / Resultados

BRA 81 vs 69 JAM

Attendance: 1400

Referees: GLASS Isaac (URU)

Commissioner: RODRIGUEZ Cesar Augusto (COL)

Umpires: MENDEZ Yuliet (CUB); CAINES Dwight (ISV)

		Q1		Q2		Q3		Q4	
Scoring by 5 min intervals:	BRA	9	18	31	42	52	63	70	81
	JAM	8	17	19	32	37	46	53	69

BRA - BRASIL

No.	Name	MIN	Field Goals		2 Points		3 Points		Free Throws		Rebounds			AS	TO	ST	BS	PF	FO	PTS
			M/A	%	M/A	%	M/A	%	M/A	%	OR	DR	TOT							
*4	PINTO Adriana	36:54	4/12	33	1/3	33	3/9	33			3	5	8	4	6	4	1	3	3	11
*5	ROCHA Karen	29:36	5/9	56	5/7	71	0/2	0			1	1	2	3	2	1		2	1	10
*9	ARCAIN Janeth (C)	32:12	11/18	61	11/17	65	0/1	0	6/7	86		5	5	2	4	5		4	6	28
*11	ZAKRZESKI Soeli	32:52	6/9	67	6/7	86	0/2	0	1/2	50		1	1	4	3	3	1	4	2	13
*15	SANTOS Kelly	36:38	3/7	43	3/7	43			2/6	33		5	5	1		1	1	5	3	8
6	MARÇAL Palmira	00:00																		0
7	JACINTO Micaela	21:18	5/10	50	4/7	57	1/3	33			1	3	4	4	2	2		3		11
8	CONCEIÇÃO Tatiana	00:00																		0
10	FERREIRA Patricia	00:00																		0
12	DANTAS Jucimara	07:08													1					0
13	NASCIMENTO Isis	00:00																		0
14	COELHO Graziane	03:22																		0
Team/Coach																				
Totals			34/65	52	30/48	63	4/17	24	9/15	60	7	21	28	18	17	17	3	21	15	81
Coach	BARBOSA Antonio																			
Assistant Coach	GUIDETTI Cesar																			

JAM - JAMAICA

No.	Name	MIN	Field Goals		2 Points		3 Points		Free Throws		Rebounds			AS	TO	ST	BS	PF	FO	PTS
			M/A	%	M/A	%	M/A	%	M/A	%	OR	DR	TOT							
*4	EDWARDS Simone	36:28	7/13	54	7/13	54			1/1	100	4	4	8		2	1	2	2	2	15
*6	LOUDEN Nicole	33:52	0/8	0	0/4	0	0/4	0			1		1	4	6	1		3	1	0
*10	MESSAM Erika	22:20	3/6	50	1/3	33	2/3	67	1/2	50		3	3	1	1	1		2	2	9
*11	PITTERSON Oberon (C)	24:09	3/9	33	2/7	29	1/2	50			1	3	4	4	7	3		2	7	7
*13	GIDDEN Vanessa	23:46	5/11	45	5/11	45			8/12	67	7	1	8		2	2		1	8	18
5	WILLIAMS Demoya	14:13	2/5	40	2/5	40								1	3			2		4
7	JACKSON Simone	10:37										5	5		1			1	2	0
8	AIKENS Rashida	04:19	2/3	67			2/3	67								1				6
9	WILES Sharon	10:27	1/3	33	0/2	0	1/1	100	1/2	50	2	2	4	1	4	2		1	3	4
12	BENNETT Kimberly	06:30	1/3	33	1/3	33			1/1	100								2	1	3
14	RICHMAN Rebecca	07:24										3	3	1	1					0
15	BYFIELD Althea	05:55	0/2	0	0/2	0			3/3	100	3		3						2	3
Team/Coach																				
Totals			24/63	38	18/50	36	6/13	46	15/21	71	19	23	42	12	27	11	2	16	21	69
Coach	ESANNASON Rerita																			
Assistant Coach	BROWN Winnfred		THOMAS Clofyeld																	

	BRA	JAM
Points from Turnovers	19	13
Points in the Paint	48	34
Second Chance Points		24
Fast Break Points	18	4

	BRA	JAM
Biggest Lead	21	1
Biggest Scoring Run	10-0(31-19)	7-0(40-30)
Lead Changes	5	
Times Tied	3	

Legend:

%	Shooting Percentage	(C)	Captain	*	Starters	AS	Assists
BS	Blocked Shots	DR	Defensive Rebounds	FO	Fouls On	M/A	Made/Attempts
MIN	Minutes Played	OR	Offensive Rebounds	OTx	Overtime	PF	Fouls
PTS	Points	Qx	Quarter Time	ST	Steals	TO	Turnovers
TOT	Total Rebounds						

Results

Resultados / Resultados

CUB 81 vs 53 COL

Attendance: 0

Referees: MARANHO Cristiano (BRA)

Commissioner: FONTANA Geraldo (BRA)

Umpires: SOSA Mauricio (ESA); PINNOCK Kevin (JAM)

Scoring by 5 min intervals:	CUB	Q1		Q2		Q3		Q4	
		14	26	34	43	49	63	73	81
	COL	7	16	25	32	40	42	49	53

CUB - CUBA

No.	Name	MIN	Field Goals		2 Points		3 Points		Free Throws		Rebounds			AS	TO	ST	BS	PF	FO	PTS
			M/A	%	M/A	%	M/A	%	M/A	%	OR	DR	TOT							
*4	ROMERO Arlenys	22:02	4/9	44	2/5	40	2/4	50			4	4	2	2	4					10
*9	AMARGO Yamara	23:14	6/11	55	6/8	75	0/3	0			1	1	3	3	2			3		12
*10	BOULET Yaima (C)	32:57	10/17	59	10/17	59		1/1	100	2	9	11	3	3	1	2	2	3		21
*14	NOBLET Clenia	18:07	2/4	50	2/4	50		2/3	67	2	3	5	1	2	1			4	1	6
*15	AVILA Suchitel	21:00	6/10	60	3/5	60	3/5	60	3/3	100	1	3	4	1	1	2		3	3	18
5	SUERO Taimara	17:58	0/3	0	0/1	0	0/2	0					2	2	3			1		0
6	PLUTIN Yakelyn	00:00																		0
7	GELIS Oyanaisy	00:00													1					0
8	SORIA Yolyseny	15:47	2/4	50			2/4	50			1	1	3	1	1			1	1	6
11	MARTINEZ Yamilet	20:23	1/3	33	1/3	33		1/3	33	1	1	2	1	1				1	5	3
12	ECHEVARRIA Cariola	17:42	1/3	33	1/2	50	0/1	0			1	1	2	1	2	1		3		2
13	OQUENDO Leidys	10:50	1/4	25	0/2	0	1/2	50			1	1		2				3		3
Team/Coach																				
Totals			33/68	49	25/47	53	8/21	38	7/10	70	8	27	35	17	19	16	2	21	13	81
Coach	ZABALA Alberto																			
Assistant Coach	MOYA Eduardo																			

COL - COLOMBIA

No.	Name	MIN	Field Goals		2 Points		3 Points		Free Throws		Rebounds			AS	TO	ST	BS	PF	FO	PTS
			M/A	%	M/A	%	M/A	%	M/A	%	OR	DR	TOT							
*4	ROBLEDO Heissy	30:56	2/7	29	2/7	29			3/4	75	2	4	6	2	5			4	3	7
*6	PINILLA Yenny (C)	32:54	2/12	17	0/1	0	2/11	18			1		1		1			1	1	6
*11	ARIAS Yaneth	27:55	4/12	33	4/11	36	0/1	0	3/6	50	2	1	3		2			2	3	11
*13	TORRES Levys	38:45	3/9	33	3/9	33		0/3	0	1	8	9	1		3	1		2	5	6
*15	DIAZ Elena	30:15	5/12	42	2/6	33	3/6	50			3	1	4		4	1		1	4	13
5	MOSQUERA Glency	00:00																		0
7	MOSQUERA Tathiana	10:00						1/2	50	1	3	4		4	1			1		1
8	ATEHORTUA Luisa	00:00																		0
9	MESA Nancy	02:41	0/2	0			0/2	0							1				1	0
10	PALACIO Monica	00:00																		0
12	ESTRADA Laura	15:30	2/5	40	2/4	50	0/1	0	1/2	50	1	1	2		3	1		1	2	5
14	MARTINEZ Mabel	11:04	2/5	40	2/4	50	0/1	0	0/1	0	1	3	4		1	1		1	1	4
Team/Coach																				
Totals			20/64	31	15/42	36	5/22	23	8/18	44	15	23	38	3	21	8	1	14	19	53
Coach	MORENO Guillermo																			
Assistant Coach	CANO Evelio																			

	CUB	COL
Points from Turnovers	19	11
Points in the Paint	42	16
Second Chance Points	12	13
Fast Break Points	20	

	CUB	COL
Biggest Lead	28	0
Biggest Scoring Run	14-0(63-42)	6-0(26-20)
Lead Changes	1	
Times Tied	0	

Legend:

%	Shooting Percentage	(C)	Captain	*	Starters	AS	Assists
BS	Blocked Shots	DR	Defensive Rebounds	FO	Fouls On	M/A	Made/Attempts
MIN	Minutes Played	OR	Offensive Rebounds	OTx	Overtime	PF	Fouls
PTS	Points	Qx	Quarter Time	ST	Steals	TO	Turnovers
TOT	Total Rebounds						

Results

Resultados / Resultados

MEX 44 vs 88 BRA

Attendance: 9350

Referees: SHAER Gabriela (CRC)

Commissioner: RODRIGUEZ Cesar Augusto (COL)

Umpires: STITH Winston (USA); FARJADO Nemesio (PAN)

		Q1		Q2		Q3		Q4	
Scoring by 5 min intervals:	MEX	2	9	19	19	27	33	35	44
	BRA	9	18	31	44	49	59	70	88

MEX - MEXICO

No.	Name	MIN	Field Goals		2 Points		3 Points		Free Throws		Rebounds			AS	TO	ST	BS	PF	FO	PTS
			M/A	%	M/A	%	M/A	%	M/A	%	OR	DR	TOT							
*7	GARCIA Abril	25:30	3/8	38	1/4	25	2/4	50			2	2		1				2		8
*9	RAMIREZ Taine (C)	24:33	1/1	100	1/1	100			1/2	50	1	1	2	5	1			2	2	3
*13	GOMEZ Erika	20:42	3/11	27	3/9	33	0/2	0			1	1	2	1	5	1		2	3	6
*14	MACHUCA Lourdes	24:30	2/4	50	2/4	50			2/5	40				3	2			4	3	6
*15	SILVA Brisa	26:09	5/14	36	5/9	56	0/5	0			5	5	1	3	2			3	2	10
4	DELGADO Alejandra	10:28	0/4	0	0/3	0	0/1	0						1	1					0
5	VILLAVICENCIO Viridiana	10:41	0/1	0	0/1	0												1		0
6	ARRIOLA Jennifer	13:05							2/2	100				3				2	2	2
8	SALMAN Zazil	05:49												2						0
10	GUTIERREZ Fernanda	13:30	1/3	33	0/2	0	1/1	100			1	1		2				5	1	3
11	RAMOS Sandra	01:46	0/1	0	0/1	0					1	1								0
12	CARMONA Veronica	17:15	2/3	67	1/1	100	1/2	50	1/2	50				3	1			3	3	6
Team/Coach																				
Totals			17/50	34	13/35	37	4/15	27	6/11	55	4	20	24	4	28	8		24	16	44
Coach	GUZMAN JIMENEZ Gerardo																			
Assistant Coach	LEYVA ARREDONDO Jaime										TOUSSAINT Jorge									

BRA - BRASIL

No.	Name	MIN	Field Goals		2 Points		3 Points		Free Throws		Rebounds			AS	TO	ST	BS	PF	FO	PTS
			M/A	%	M/A	%	M/A	%	M/A	%	OR	DR	TOT							
*4	PINTO Adriana	35:41	7/15	47	4/4	100	3/11	27	1/1	100	2	6	8	5	4	6		1	1	18
*5	ROCHA Karen	16:15	1/5	20	1/3	33	0/2	0	0/2	0		1	1		2			1	1	2
*9	ARCAIN Janeth (C)	24:41	3/7	43	2/3	67	1/4	25	4/4	100	3	4	7	3	2	2		2	4	11
*11	ZAKRZESKI Soeli	18:51	2/4	50	0/1	0	2/3	67	0/1	0		1	1	3	2	1		3	2	6
*15	SANTOS Kelly	30:23	4/4	100	4/4	100			3/10	30	4	6	10	1	4			1	6	11
6	MARÇAL Palmira	12:10	3/6	50	3/3	100	0/3	0	0/1	0	1		1	1	1	1		3	1	6
7	JACINTO Micaela	25:54	8/14	57	8/12	67	0/2	0	6/8	75	1		1	3	3	5		4	5	22
8	CONCEIÇÃO Tatiana	08:14	2/5	40	0/3	0	2/2	100	2/2	100	5	2	7			1		1	1	8
10	FERREIRA Patricia	05:19	0/3	0	0/1	0	0/2	0				1	1	1	1					0
12	DANTAS Jucimara	12:55	0/1	0			0/1	0	2/2	100	1	6	7	1					2	2
13	NASCIMENTO Isis	07:51	1/2	50	1/2	50			0/2	0							2	1	1	2
14	COELHO Graziane	01:46																		0
Team/Coach																				
Totals			31/66	47	23/36	64	8/30	27	18/33	55	18	29	47	18	18	17	2	17	24	88
Coach	BARBOSA Antonio																			
Assistant Coach	GUIDETTI Cesar																			

	MEX	BRA
Points from Turnovers	16	27
Points in the Paint	14	36
Second Chance Points		11
Fast Break Points	6	12

	MEX	BRA
Biggest Lead	0	46
Biggest Scoring Run	8-0(29-49)	13-0(19-44)
Lead Changes	0	
Times Tied	0	

Legend:

%	Shooting Percentage	(C)	Captain	*	Starters	AS	Assists
BS	Blocked Shots	DR	Defensive Rebounds	FO	Fouls On	M/A	Made/Attempts
MIN	Minutes Played	OR	Offensive Rebounds	OTx	Overtime	PF	Fouls
PTS	Points	Qx	Quarter Time	ST	Steals	TO	Turnovers
TOT	Total Rebounds						

Results

Resultados / Resultados

USA 85 vs 54 ARG

Attendance: 0

Referees: VAZQUEZ Jorge (PUR)

Commissioner: DAGNINO Eduardo (PER)

Umpires: HUNT Jon (CAN); SOUZA Enaldo (BRA)

		Q1		Q2		Q3		Q4	
Scoring by 5 min intervals:	USA	12	25	31	45	55	63	69	85
	ARG	2	11	15	15	30	34	42	54

USA - UNITED STATES of AMERICA

No.	Name	MIN	Field Goals		2 Points		3 Points		Free Throws		Rebounds			AS	TO	ST	BS	PF	FO	PTS
			M/A	%	M/A	%	M/A	%	M/A	%	OR	DR	TOT							
*5	WIGGINS Candice	21:23	2/6	33	1/2	50	1/4	25			1	1	1	1	1				1	5
*6	AJAVON Mattee	19:01	1/4	25	0/3	0	1/1	100	2/2	100		2	2	1	2	1		2	4	5
*9	HORNBUCKLE Alexis	17:11	2/2	100	2/2	100					1	1	1	3	2		2			4
*11	ANOSIKE Nkolika	19:01	3/6	50	3/6	50			3/3	100	1	7	8	1	3	2	1	2	2	9
*14	HUMPHREY Natasha	19:01	5/7	71	2/3	67	3/4	75	1/2	50	2	4	6	2	2	1		2	2	14
4	FOX Emily	18:37	6/11	55	2/4	50	4/7	57	2/2	100	1	2	3	2	1				2	18
7	THOMAS Melanie	17:01	2/7	29	1/2	50	1/5	20	4/4	100		1	1	2	2				5	9
8	COLEMAN Marissa	20:59	3/8	38	3/5	60	0/3	0	6/7	86	3	5	8	3	1	2		3	5	12
10	MCCOUGHTRY Angel	09:53	0/4	0	0/3	0	0/1	0				1	3	4	1	1	1	1	2	0
12	HOUSTON Charde	12:53	1/2	50	1/2	50					2	4	6	2	2			2		2
13	APPEL Jayne	15:14	3/4	75	3/4	75			1/1	100	2	1	3					4	2	7
15	LARKINS Erlana	09:46							0/2	0	1	3	4	1	3			3	2	0
Team/Coach																				
Totals			28/61	46	18/36	50	10/25	40	19/23	83	14	34	48	17	21	10	2	22	25	85
Coach	STALEY Dawn																			
Assistant Coach	DELANEY-SMITH Kathy		GIBBONS Bill																	

ARG - ARGENTINA

No.	Name	MIN	Field Goals		2 Points		3 Points		Free Throws		Rebounds			AS	TO	ST	BS	PF	FO	PTS
			M/A	%	M/A	%	M/A	%	M/A	%	OR	DR	TOT							
*4	NICOLINI Laura (C)	20:24	0/4	0	0/2	0	0/2	0			1		1	1				4		0
*9	CHESTA Alejandra	20:00	2/9	22	0/3	0	2/6	33							3	1		1	2	6
*10	GATTI Paula	21:52	2/4	50	1/1	100	1/3	33	2/4	50	1	1		1	1			1	5	7
*11	PAOLETTA Marcela	25:13	4/10	40	3/5	60	1/5	20			6	6	4	3	3			2	3	9
*13	LANDRA Constanza	07:06	1/1	100	1/1	100												2		2
5	CAVA Mariana	08:31	3/5	60	1/2	50	2/3	67	5/6	83								1	3	13
6	CABANEZ Celeste	12:22	0/2	0	0/2	0			2/2	100				1	2	1		2	1	2
7	MAGGI Valentina	06:16											1							0
8	PAVON Sandra	24:24	1/1	100			1/1	100	1/3	33	1	1	2	1	1	1		2	2	4
12	FERNANDEZ Alejandra	11:55	1/2	50	1/2	50			0/2	0	1	1	2		1	1		3	2	2
14	FERNANDEZ Florencia	22:15	1/6	17	1/6	17			2/2	100	1	5	6	3	1		1	4	2	4
15	SAENZ Anastasia	19:42	2/8	25	1/6	17	1/2	50	0/2	0		4	4		5	2		4	1	5
Team/Coach																				
Totals			17/52	33	9/30	30	8/22	36	12/21	57	5	19	24	11	17	10	1	26	21	54
Coach	PINTO Eduardo																			
Assistant Coach	SANTIN Roberto		VALLET Ezequiel																	

	USA	ARG
Points from Turnovers	16	21
Points in the Paint	30	16
Second Chance Points	14	3
Fast Break Points	6	6

	USA	ARG
Biggest Lead	33	0
Biggest Scoring Run	23-0(48-15)	8-0(50-27)
Lead Changes	1	
Times Tied	0	

Legend:

%	Shooting Percentage	(C)	Captain	*	Starters	AS	Assists
BS	Blocked Shots	DR	Defensive Rebounds	FO	Fouls On	M/A	Made/Attempts
MIN	Minutes Played	OR	Offensive Rebounds	OTx	Overtime	PF	Fouls
PTS	Points	Qx	Quarter Time	ST	Steals	TO	Turnovers
TOT	Total Rebounds						

Results

Resultados / Resultados

JAM 46 vs 58 CAN

Attendance: 1100

Referees: CHITI Alejandro (ARG)

Commissioner: DAGNINO Eduardo (PER)

Umpires: DELGADO Daniel (VEN); MENDEZ Yuliet (CUB)

		Q1		Q2		Q3		Q4	
Scoring by 5 min intervals:	JAM	9	19	19	28	31	39	40	46
	CAN	10	15	21	22	29	35	48	58

JAM - JAMAICA

No.	Name	MIN	Field Goals		2 Points		3 Points		Free Throws		Rebounds			AS	TO	ST	BS	PF	FO	PTS	
			M/A	%	M/A	%	M/A	%	M/A	%	OR	DR	TOT								
*4	EDWARDS Simone	36:38	5/12	42	5/12	42			2/4	50	3	6	9	2	4	2	2	3	3	12	
*6	LOUDEN Nicole	05:24	0/1	0	0/1	0												2		0	
*10	MESSAM Erika	34:10	5/14	36	3/9	33	2/5	40	0/2	0	1		1	2	4	2			2	4	12
*11	PITTERSON Oberon (C)	18:18	1/5	20	1/4	25	0/1	0	0/2	0	4	4	8	1	4	1				1	2
*13	GIDDEN Vanessa	26:33	1/8	13	1/8	13			7/8	88	4	5	9	1	3	1			1	4	9
5	WILLIAMS Demoya	15:44	3/4	75	3/4	75					1	1	2						2		6
7	JACKSON Simone	20:11	0/1	0	0/1	0						1	1	1	1	1			2	2	0
8	AIKENS Rashida	10:34	0/3	0			0/3	0							1				1		0
9	WILES Sharon	11:19	0/3	0	0/3	0					2	2	4		2				1		0
12	BENNETT Kimberly	05:16							1/2	50									1	1	1
14	RICHMAN Rebecca	03:25	0/1	0	0/1	0										1			2		0
15	BYFIELD Althea	12:28	2/3	67	2/3	67						4	4			2	1	3			4
Team/Coach															1						
Totals			17/55	31	15/46	33	2/9	22	10/18	56	15	25	40	7	22	10	3	20	15	46	
Coach	ESANNASON Rerita																				
Assistant Coach	BROWN Winnfred		THOMAS Clodyeld																		

CAN - CANADA

No.	Name	MIN	Field Goals		2 Points		3 Points		Free Throws		Rebounds			AS	TO	ST	BS	PF	FO	PTS	
			M/A	%	M/A	%	M/A	%	M/A	%	OR	DR	TOT								
*5	GABRIELE Teresa (C)	31:58	6/14	43	2/9	22	4/5	80	1/1	100		3	3	6	6	1			1	2	17
*7	ADRIAN Kelsey	29:24	0/1	0			0/1	0	2/2	100	2	2	4		2	4			3	5	2
*8	CAMPBELL Devon	13:59	0/3	0	0/1	0	0/2	0	2/2	100		1	1	1	1				1	1	2
*14	AUBRY Chelsea	24:23	2/8	25	2/7	29	0/1	0	1/2	50		4	4	1		3			1	2	5
*15	ADAMS Jordan	20:45	2/10	20	2/9	22	0/1	0			3	1	4		2		3		4		4
4	TOWNSEND Sheila	08:02	0/3	0	0/2	0	0/1	0	2/2	100		1	1		2					1	2
6	ASAGWARA Uzoma	21:42	5/6	83	3/3	100	2/3	67	3/3	100					1	1			1	3	15
9	CROOKS Sarah	10:14	0/2	0	0/2	0			3/4	75		2	2			1			1	2	3
10	WATSON Carrie	04:19										1	1	2	1						0
11	BROWN Amanda	15:44	2/5	40	2/5	40			0/4	0	1		1	1	1	1			1	2	4
12	MURPHY Lizanne	10:36																	1		0
13	TATHAM Tamara	08:54	2/2	100	2/2	100						4	4		2	1			1	2	4
Team/Coach																					
Totals			19/54	35	13/40	33	6/14	43	14/20	70	7	24	31	11	18	12	3	15	20	58	
Coach	McNEILL Allison																				
Assistant Coach	McNEILL Mike		THOMAIDIS Lisa																		

	JAM	CAN
Points from Turnovers	4	19
Points in the Paint	18	26
Second Chance Points	8	2
Fast Break Points	2	6

	JAM	CAN
Biggest Lead	7	12
Biggest Scoring Run	6-0(28-22)	14-0(39-48)
Lead Changes	6	
Times Tied	7	

Legend:

%	Shooting Percentage	(C)	Captain	*	Starters	AS	Assists
BS	Blocked Shots	DR	Defensive Rebounds	FO	Fouls On	M/A	Made/Attempts
MIN	Minutes Played	OR	Offensive Rebounds	OTx	Overtime	PF	Fouls
PTS	Points	Qx	Quarter Time	ST	Steals	TO	Turnovers
TOT	Total Rebounds						

Results

Resultados / Resultados

COL 68 vs 66 ARG

Attendance: 300

Referees: PACHECO Sergio (BRA)

Commissioner: DAGNINO Eduardo (PER)

Umpires: CEPEDA Horacio (MEX); FARJADO Nemesio (PAN)

		Q1		Q2		Q3		Q4	
Scoring by 5 min intervals:	COL	9	16	22	27	35	51	57	68
	ARG	7	16	18	25	33	40	45	66

COL - COLOMBIA

No.	Name	MIN	Field Goals		2 Points		3 Points		Free Throws		Rebounds			AS	TO	ST	BS	PF	FO	PTS
			M/A	%	M/A	%	M/A	%	M/A	%	OR	DR	TOT							
*4	ROBLEDO Heissy	31:33	1/5	20	1/5	20			1/2	50	4	2	6	2	6	2		5	4	3
*6	PINILLA Yenny (C)	39:12	7/17	41	2/6	33	5/11	45	4/6	67		4	4	3	6	2		2	6	23
*11	ARIAS Yaneth	36:56	12/18	67	12/18	67					4	3	7	2	1	2		1	2	24
*13	TORRES Levys	34:16	2/8	25	2/8	25			2/4	50	5	5	10	2	1	5	2	2	2	6
*15	DIAZ Elena	28:52	0/5	0	0/2	0	0/3	0				1	1		1	1		3		0
5	MOSQUERA Glency	00:20																		0
7	MOSQUERA Tathiana	08:34	0/3	0	0/2	0	0/1	0	0/2	0		1	1				1	2	1	0
8	ATEHORTUA Luisa	00:00																		0
9	MESA Nancy	00:00																		0
10	PALACIO Monica	00:00																		0
12	ESTRADA Laura	17:02	4/6	67	3/4	75	1/2	50	3/6	50	2		2	2		3		2	4	12
14	MARTINEZ Mabel	03:15	0/2	0	0/2	0					1		1					2		0
Team/Coach																				
Totals			26/64	41	20/47	43	6/17	35	10/20	50	18	20	38	11	15	15	3	19	19	68
Coach	MORENO Guillermo																			
Assistant Coach	CANO Evelio																			

ARG - ARGENTINA

No.	Name	MIN	Field Goals		2 Points		3 Points		Free Throws		Rebounds			AS	TO	ST	BS	PF	FO	PTS
			M/A	%	M/A	%	M/A	%	M/A	%	OR	DR	TOT							
*4	NICOLINI Laura (C)	30:24	2/7	29	2/6	33	0/1	0	1/2	50		3	3	2	3	1		3	2	5
*9	CHESTA Alejandra	25:29	5/12	42	3/7	43	2/5	40			1	4	5	3	5	3	1	2	1	12
*10	GATTI Paula	34:44	4/7	57	2/2	100	2/5	40						4	2	2		3	2	10
*11	PAOLETTA Marcela	36:18	5/14	36	1/4	25	4/10	40	3/4	75	2	3	5	3	4			1	7	17
*13	LANDRA Constanza	17:45	3/6	50	3/6	50			1/2	50	7	2	9	1	2			2	2	7
5	CAVA Mariana	09:47	0/1	0	0/1	0						1	1		2	1				0
6	CABANEZ Celeste	02:47																1		0
7	MAGGI Valentina	04:45	1/1	100	1/1	100						1	1						1	2
8	PAVON Sandra	00:00																		0
12	FERNANDEZ Alejandra	06:20	0/1	0			0/1	0	0/1	0				1	1					0
14	FERNANDEZ Florencia	22:05	4/9	44	4/9	44			3/3	100	3	1	4	2	2	1	2	5	4	11
15	SAENZ Anastasia	09:36	1/3	33	1/3	33						1	1		3		1	2		2
Team/Coach																				
Totals			25/61	41	17/39	44	8/22	36	8/12	67	16	22	38	16	24	8	4	19	19	66
Coach	PINTO Eduardo																			
Assistant Coach	SANTIN Roberto		VALLET Ezequiel																	

	COL	ARG
Points from Turnovers	11	4
Points in the Paint	26	24
Second Chance Points	15	14
Fast Break Points	4	2

	COL	ARG
Biggest Lead	14	4
Biggest Scoring Run	10-0(51-40)	8-0(27-31)
Lead Changes	9	
Times Tied	9	

Legend:

%	Shooting Percentage	(C)	Captain	*	Starters	AS	Assists
BS	Blocked Shots	DR	Defensive Rebounds	FO	Fouls On	M/A	Made/Attempts
MIN	Minutes Played	OR	Offensive Rebounds	OTx	Overtime	PF	Fouls
PTS	Points	Qx	Quarter Time	ST	Steals	TO	Turnovers
TOT	Total Rebounds						

Results

Resultados / Resultados

MEX 46 vs 69 JAM

Attendance: 600

Referees: SOSA Mauricio (ESA)

Commissioner: RODRIGUEZ Cesar Augusto (COL)

Umpires: RODRIGUEZ Jakelyn (COL); CAINES Dwight (ISV)

Scoring by 5 min intervals:	MEX	Q1		Q2		Q3		Q4	
		7	12	20	22	30	33	40	46
	JAM	8	18	26	32	41	54	63	69

MEX - MEXICO

No.	Name	MIN	Field Goals		2 Points		3 Points		Free Throws		Rebounds			AS	TO	ST	BS	PF	FO	PTS
			M/A	%	M/A	%	M/A	%	M/A	%	OR	DR	TOT							
*7	GARCIA Abril	28:12	0/5	0			0/5	0	1/2	50		2	2	1	1			4	1	1
*9	RAMIREZ Taine (C)	33:49	2/10	20	1/6	17	1/4	25	1/1	100		4	4	2	4	3		3	4	6
*13	GOMEZ Erika	32:02	8/20	40	6/13	46	2/7	29	4/4	100	1	1	2		5	1		3	4	22
*14	MACHUCA Lourdes	16:19	0/1	0	0/1	0							3	3				4	1	0
*15	SILVA Brisa	33:35	4/14	29	3/9	33	1/5	20			2	3	5	4	1	3		1	1	9
4	DELGADO Alejandra	05:57	0/3	0	0/2	0	0/1	0	1/2	50	1		1					1	2	1
5	VILLAVICENCIO Viridiana	08:36																1		0
6	ARRIOLA Jennifer	09:36	2/2	100	2/2	100			1/2	50		1	1					3	1	5
8	SALMAN Zazil	12:15									1	3	4		1		1	4	1	0
10	GUTIERREZ Fernanda	07:46	0/1	0			0/1	0			1	2	3		1			3		0
11	RAMOS Sandra	03:41	1/3	33	1/1	100	0/2	0										1		2
12	CARMONA Veronica	08:12	0/2	0	0/1	0	0/1	0				1	1	1		1				0
Team/Coach																				
Totals			17/61	28	13/35	37	4/26	15	8/11	73	7	23	30	8	16	9	1	28	15	46
Coach		GUZMAN JIMENEZ Gerardo																		
Assistant Coach		LEYVA ARREDONDO Jaime TOUSSAINT Jorge																		

JAM - JAMAICA

No.	Name	MIN	Field Goals		2 Points		3 Points		Free Throws		Rebounds			AS	TO	ST	BS	PF	FO	PTS
			M/A	%	M/A	%	M/A	%	M/A	%	OR	DR	TOT							
*4	EDWARDS Simone	30:52	6/8	75	6/8	75			10/13	77	4	7	11		2		1	1	10	22
*7	JACKSON Simone	20:39	1/5	20	1/3	33	0/2	0	1/2	50		6	6					1	2	3
*9	WILES Sharon	11:44	1/5	20	1/4	25	0/1	0	1/2	50	3		3					1	3	
*10	MESSAM Erika	31:19	1/8	13	0/2	0	1/6	17	1/2	50		2	2	1	1				1	4
*11	PITTERSON Oberon (C)	23:54	4/11	36	4/9	44	0/2	0	2/4	50	4	4	8	2	5			4	3	10
5	WILLIAMS Demoya	14:34	1/3	33	0/2	0	1/1	100	1/2	50		5	5			1	1		1	4
6	LOUDEN Nicole	10:30	1/3	33	0/1	0	1/2	50	1/2	50	1		1	1		1		1	2	4
8	AIKENS Rashida	09:18	0/1	0			0/1	0	2/2	100		2	2					1	1	2
12	BENNETT Kimberly	06:39										1	1		1				1	0
13	GIDDEN Vanessa	20:24	4/9	44	4/9	44			4/6	67	2	4	6	1	2			2	3	12
14	RICHMAN Rebecca	09:16	0/3	0	0/3	0			1/2	50	1		1		1			1	3	1
15	BYFIELD Althea	10:51	2/4	50	2/4	50					3	2	5	1	2	1		3		4
Team/Coach																				
Totals			21/60	35	18/45	40	3/15	20	24/37	65	20	37	57	6	14	3	2	15	27	69
Coach		ESANNASON Rerita																		
Assistant Coach		BROWN Winnfred THOMAS Clofyeld																		

	MEX	JAM
Points from Turnovers	7	14
Points in the Paint	18	30
Second Chance Points	3	22
Fast Break Points	6	4

	MEX	JAM
Biggest Lead	0	27
Biggest Scoring Run	6-0(20-21)	9-0(30-50)
Lead Changes	0	
Times Tied	1	

Legend:

%	Shooting Percentage	(C)	Captain	*	Starters	AS	Assists
BS	Blocked Shots	DR	Defensive Rebounds	FO	Fouls On	M/A	Made/Attempts
MIN	Minutes Played	OR	Offensive Rebounds	OTx	Overtime	PF	Fouls
PTS	Points	Qx	Quarter Time	ST	Steals	TO	Turnovers
TOT	Total Rebounds						

Results

Resultados / Resultados

CUB 63 vs 78 USA

Attendance: 6500

Referees: GLASS Isaac (URU)

Commissioner: FONTANA Geraldo (BRA)

Umpires: DELGADO Daniel (VEN); LASUIK Karem (CAN)

		Q1		Q2		Q3		Q4	
Scoring by 5 min intervals:	CUB	8	13	20	24	30	47	51	63
	USA	6	17	22	36	47	58	68	78

CUB - CUBA

No.	Name	MIN	Field Goals		2 Points		3 Points		Free Throws		Rebounds			AS	TO	ST	BS	PF	FO	PTS
			M/A	%	M/A	%	M/A	%	M/A	%	OR	DR	TOT							
*7	GELIS Oyanaisy	22:54	0/4	0	0/2	0	0/2	0	3/6	50	2	2	2	4				5	4	3
*9	AMARGO Yamara	24:22	2/7	29	2/4	50	0/3	0	4/4	100	2	2	4	2	1	5		2	2	8
*10	BOULET Yaima (C)	37:21	7/14	50	7/14	50			5/5	100	1	8	9		3		4	3	3	19
*14	NOBLET Clenia	34:43	5/7	71	5/7	71					5	2	7	1	1			3	1	10
*15	AVILA Suchitel	23:30	1/5	20	1/1	100	0/4	0				2	2		4			1	2	2
4	ROMERO Arlenys	12:31	0/4	0	0/1	0	0/3	0			1		1	4	1			1	1	0
5	SUERO Taimara	15:34	2/5	40	1/3	33	1/2	50			1		1	1	2			1		5
6	PLUTIN Yakelyn	00:00																		0
8	SORIA Yolyseny	15:35	3/5	60			3/5	60	4/4	100	1	1		3	1				2	13
11	MARTINEZ Yamilet	07:56	0/1	0	0/1	0			2/4	50	1	1		2				2	2	2
12	ECHEVARRIA Cariola	05:34	0/1	0			0/1	0	1/2	50	1	1		1				1	1	1
13	OQUENDO Leidys	00:00																		0
Team/Coach																				
Totals			20/53	38	16/33	48	4/20	20	19/25	76	11	23	34	10	22	6	4	18	18	63
Coach	ZABALA Alberto																			
Assistant Coach	MOYA Eduardo																			

USA - UNITED STATES of AMERICA

No.	Name	MIN	Field Goals		2 Points		3 Points		Free Throws		Rebounds			AS	TO	ST	BS	PF	FO	PTS
			M/A	%	M/A	%	M/A	%	M/A	%	OR	DR	TOT							
*5	WIGGINS Candice	28:11	2/9	22	2/6	33	0/3	0	2/2	100		1	1	3	3			2	3	6
*6	AJAVON Mattee	22:29	3/7	43	2/5	40	1/2	50	2/4	50		1	1	3	2	1		4	3	9
*9	HORNBUCKLE Alexis	18:55	2/7	29	2/6	33	0/1	0	0/2	0	2	1	3	1		1		3	1	4
*11	ANOSIKE Nkoliika	32:08	4/11	36	4/11	36					1	4	5	2	1	5	1	1		8
*14	HUMPHREY Natasha	18:34	3/7	43	2/6	33	1/1	100	3/4	75	3	3	6	1	2			4	2	10
4	FOX Emily	00:00																		0
7	THOMAS Melanie	00:00																		0
8	COLEMAN Marissa	29:20	6/9	67	3/4	75	3/5	60	4/6	67	1	5	6			2	2	4	19	
10	McCOUGHTRY Angel	21:05	5/12	42	4/10	40	1/2	50	2/3	67	4	1	5		1	2		1	3	13
12	HOUSTON Charde	14:05	3/6	50	3/6	50			1/2	50	1	2	3		1	2			1	7
13	APPEL Jayne	04:10													1	1	1	1		0
15	LARKINS Erlana	11:03	1/1	100	1/1	100					2	2	4	2		2	1		1	2
Team/Coach															1					
Totals			29/69	42	23/55	42	6/14	43	14/23	61	16	22	38	12	12	14	5	18	18	78
Coach	STALEY Dawn																			
Assistant Coach	DELANEY-SMITH Kathy																			
	GIBBONS Bill																			

	CUB	USA
Points from Turnovers	6	16
Points in the Paint	24	30
Second Chance Points	13	10
Fast Break Points	2	6

	CUB	USA
Biggest Lead	7	20
Biggest Scoring Run	7-0(13-6)	11-0(13-17)
Lead Changes	2	
Times Tied	1	

Legend:

%	Shooting Percentage	(C)	Captain	*	Starters	AS	Assists
BS	Blocked Shots	DR	Defensive Rebounds	FO	Fouls On	M/A	Made/Attempts
MIN	Minutes Played	OR	Offensive Rebounds	OTx	Overtime	PF	Fouls
PTS	Points	Qx	Quarter Time	ST	Steals	TO	Turnovers
TOT	Total Rebounds						

Results

Resultados / Resultados

BRA 77 vs 63 CAN

Attendance: 13700

Referees: ALUZ Mario José (ARG)

Commissioner: RODRIGUEZ Cesar Augusto (COL)

Umpires: CLAYBROOK Leslie (USA); MENDEZ Yuliet (CUB)

		Q1		Q2		Q3		Q4	
Scoring by 5 min intervals:	BRA	11	21	35	46	55	66	70	77
	CAN	15	29	33	40	44	54	58	63

BRA - BRASIL

No.	Name	MIN	Field Goals		2 Points		3 Points		Free Throws		Rebounds			AS	TO	ST	BS	PF	FO	PTS
			M/A	%	M/A	%	M/A	%	M/A	%	OR	DR	TOT							
*4	PINTO Adriana	38:31	4/10	40	1/3	33	3/7	43	0/1	0		1	1	5	3	2		3	2	11
*5	ROCHA Karen	12:36	1/5	20	1/2	50	0/3	0						1	1			1		2
*9	ARCAIN Janeth (C)	37:24	7/13	54	6/10	60	1/3	33	5/7	71	1	3	4	1		2		3	6	20
*11	ZAKRZESKI Soeli	27:05	2/6	33	2/5	40	0/1	0	1/1	100	2	3	5	1	2			2	2	5
*15	SANTOS Kelly	27:16	6/8	75	6/8	75			3/6	50	1	3	4		1			4	6	15
6	MARÇAL Palmira	01:29							1/2	50					1				1	1
7	JACINTO Micaela	30:00	6/11	55	5/9	56	1/2	50	3/5	60	1	4	5	1	2	1		2	3	16
8	CONCEIÇÃO Tatiana	00:00																		0
10	FERREIRA Patricia	00:00																		0
12	DANTAS Jucimara	12:55	2/3	67	1/1	100	1/2	50			3	3			1		1		5	
13	NASCIMENTO Isis	00:00																		0
14	COELHO Graziane	12:44	1/4	25	1/4	25					2	2	4					2		2
Team/Coach																				
Totals			29/60	48	23/42	55	6/18	33	13/22	59	10	21	31	9	10	6		18	20	77
Coach	BARBOSA Antonio																			
Assistant Coach	GUIDETTI Cesar																			

CAN - CANADA

No.	Name	MIN	Field Goals		2 Points		3 Points		Free Throws		Rebounds			AS	TO	ST	BS	PF	FO	PTS
			M/A	%	M/A	%	M/A	%	M/A	%	OR	DR	TOT							
*5	GABRIELE Teresa (C)	25:15	6/8	75	2/4	50	4/4	100				2	2	3	3	1			3	16
*6	ASAGWARA Uzoma	15:11	2/5	40	2/2	100	0/3	0	2/2	100					2			2	1	6
*7	ADRIAN Kelsey	27:57	3/7	43	2/5	40	1/2	50			1	1		1				2		7
*11	BROWN Amanda	15:23	1/3	33	1/3	33					2	2						3	2	2
*14	AUBRY Chelsea	18:05	3/3	100	2/2	100	1/1	100			4	4		3				2	3	7
4	TOWNSEND Sheila	07:50	0/1	0	0/1	0					1	1		1				1		0
8	CAMPBELL Devon	19:39	1/5	20	1/2	50	0/3	0	1/2	50				1	1			4	2	3
9	CROOKS Sarah	09:07	2/2	100	2/2	100					1	1		2				1		4
10	WATSON Carrie	06:47													1					0
12	MURPHY Lizanne	17:21	2/6	33	2/6	33			3/4	75	1	5	6	1	1			1	3	7
13	TATHAM Tamara	12:48	0/1	0	0/1	0					1	1	2	1				2	1	0
15	ADAMS Jordan	24:37	5/10	50	4/6	67	1/4	25			8	8		1	1		1	3	1	11
Team/Coach																				
Totals			25/51	49	18/34	53	7/17	41	6/8	75	3	27	30	7	14	3	1	20	18	63
Coach	McNEILL Allison																			
Assistant Coach	McNEILL Mike THOMAIDIS Lisa																			

	BRA	CAN
Points from Turnovers	12	6
Points in the Paint	40	26
Second Chance Points	17	4
Fast Break Points	8	2

	BRA	CAN
Biggest Lead	17	9
Biggest Scoring Run	8-0(41-33)	6-0(14-21)
Lead Changes	3	
Times Tied	3	

Legend:

%	Shooting Percentage	(C)	Captain	*	Starters	AS	Assists
BS	Blocked Shots	DR	Defensive Rebounds	FO	Fouls On	M/A	Made/Attempts
MIN	Minutes Played	OR	Offensive Rebounds	OTx	Overtime	PF	Fouls
PTS	Points	Qx	Quarter Time	ST	Steals	TO	Turnovers
TOT	Total Rebounds						

Results

Resultados / Resultados

JAM 61 vs 73 ARG

Attendance: 400

Referees: SOUZA Enaldo (BRA)

Commissioner: DAGNINO Eduardo (PER)

Umpires: STITH Winston (USA); LASUIK Karem (CAN)

		Q1		Q2		Q3		Q4	
Scoring by 5 min intervals:	JAM	6	12	18	28	40	45	53	61
	ARG	5	13	17	28	35	47	61	73

JAM - JAMAICA

No.	Name	MIN	Field Goals		2 Points		3 Points		Free Throws		Rebounds			AS	TO	ST	BS	PF	FO	PTS
			M/A	%	M/A	%	M/A	%	M/A	%	OR	DR	TOT							
*4	EDWARDS Simone	27:10	3/6	50	3/6	50			1/4	25	2	7	9		5	1	1	1	3	7
*6	LOUDEN Nicole	20:17	2/8	25	2/6	33	0/2	0	1/2	50		2	2	1	3	4		5	3	5
*7	JACKSON Simone	29:16	4/13	31	4/12	33	0/1	0			2	4	6		1	3		1		8
*10	MESSAM Erika	23:36	2/6	33	2/4	50	0/2	0			1	2	3	2	2			2	2	4
*11	PITTERSON Oberon (C)	23:40	0/8	0	0/7	0	0/1	0	2/2	100	3	8	11	1	3	1			4	2
5	WILLIAMS Demoya	10:29	0/1	0			0/1	0			1		1	1	1			2		0
8	AIKENS Rashida	06:04	0/1	0			0/1	0						1	1			1		0
9	WILES Sharon	13:34	1/4	25	1/3	33	0/1	0	2/2	100				1	1			1		4
12	BENNETT Kimberly	05:49	1/2	50	1/2	50					1		1		1			2		2
13	GIDDEN Vanessa	27:57	9/14	64	9/14	64			11/15	73	5	5	10		4			2	10	29
14	RICHMAN Rebecca	05:16	0/1	0	0/1	0								1	1					0
15	BYFIELD Althea	06:52										2	2		1			1		0
Team/Coach																				
Totals		22/64	34	22/55	40	0/9	0	17/25	68	19	31	50	8	24	9	1	18	22		61
Coach	ESANNASON Rerita																			
Assistant Coach	BROWN Winnfred										THOMAS Clodyeld									

ARG - ARGENTINA

No.	Name	MIN	Field Goals		2 Points		3 Points		Free Throws		Rebounds			AS	TO	ST	BS	PF	FO	PTS
			M/A	%	M/A	%	M/A	%	M/A	%	OR	DR	TOT							
*4	NICOLINI Laura (C)	34:37	7/15	47	6/12	50	1/3	33	2/2	100	1	3	4	7	4	9		2	2	17
*9	CHESTA Alejandra	24:55	3/12	25	3/8	38	0/4	0			1	2	3		1	2		3	1	6
*10	GATTI Paula	25:05	3/5	60	1/2	50	2/3	67			1	1		1	1			4	1	8
*11	PAOLETTA Marcela	36:34	7/13	54	6/8	75	1/5	20	8/10	80	6	6		1	3	1		1	9	23
*13	LANDRA Constanza	14:56	2/4	50	2/3	67	0/1	0	1/1	100		3	3				2	3	1	5
5	CAVA Mariana	00:00																		0
6	CABAÑEZ Celeste	11:19	1/4	25	0/2	0	1/2	50			1		1	1	2			1	1	3
7	MAGGI Valentina	05:23	0/1	0	0/1	0								1						0
8	PAVON Sandra	00:00																		0
12	FERNANDEZ Alejandra	10:40	2/2	100	2/2	100												5		4
14	FERNANDEZ Florencia	15:33	2/4	50	2/4	50			1/2	50		4	4	1	1		2	5	2	5
15	SAENZ Anastasia	20:58	1/6	17	1/6	17						2	2		1	2			1	2
Team/Coach																				
Totals		28/66	42	23/48	48	5/18	28	12/15	80	7	22	29	10	13	17	4	24	18		73
Coach	PINTO Eduardo																			
Assistant Coach	SANTIN Roberto										VALLET Ezequiel									

	JAM	ARG
Points from Turnovers	9	24
Points in the Paint	36	36
Second Chance Points	19	6
Fast Break Points	6	18

	JAM	ARG
Biggest Lead	5	14
Biggest Scoring Run	14-0(32-28)	12-0(18-28)
Lead Changes	8	
Times Tied	8	

Legend:

%	Shooting Percentage	(C)	Captain	*	Starters	AS	Assists
BS	Blocked Shots	DR	Defensive Rebounds	FO	Fouls On	M/A	Made/Attempts
MIN	Minutes Played	OR	Offensive Rebounds	OTx	Overtime	PF	Fouls
PTS	Points	Qx	Quarter Time	ST	Steals	TO	Turnovers
TOT	Total Rebounds						

Results

Resultados / Resultados

BRA 79 vs 60 CUB

Attendance: 3500

Referees: CHITI Alejandro (ARG)

Commissioner: DAGNINO Eduardo (PER)

Umpires: VAZQUEZ Jorge (PUR); CAINES Dwight (ISV)

		Q1		Q2		Q3		Q4	
Scoring by 5 min intervals:	BRA	5	19	31	41	48	66	72	79
	CUB	7	16	21	29	37	44	51	60

BRA - BRASIL

No.	Name	MIN	Field Goals		2 Points		3 Points		Free Throws		Rebounds			AS	TO	ST	BS	PF	FO	PTS
			M/A	%	M/A	%	M/A	%	M/A	%	OR	DR	TOT							
*4	PINTO Adriana	35:09	4/9	44	1/4	25	3/5	60	2/2	100	2	2	2	1	1			1	3	13
*5	ROCHA Karen	20:32	2/7	29	1/4	25	1/3	33	2/2	100	4	4	2	1				2	1	7
*9	ARCAIN Janeth (C)	34:17	3/8	38	3/7	43	0/1	0	7/9	78	8	8	1	6	2			3	4	13
*11	ZAKRZESKI Soeli	19:48	2/5	40	1/2	50	1/3	33			2	4	6	2	1	2		1	1	5
*15	SANTOS Kelly	37:18	8/13	62	8/13	62			1/2	50	3	11	14	2	2		1	2	2	17
6	MARÇAL Palmira	01:17	0/1	0			0/1	0						2				1	0	
7	JACINTO Micaela	28:45	6/15	40	6/12	50	0/3	0	5/5	100	4	4	1	3	1	1		3	17	
8	CONCEIÇÃO Tatiana	00:00																	0	
10	FERREIRA Patricia	00:00																	0	
12	DANTAS Jucimara	20:12	2/3	67	2/2	100	0/1	0	3/7	43	3	3	2		3		2	4	7	
13	NASCIMENTO Isis	00:00																	0	
14	COELHO Graziane	02:42																1	0	
Team/Coach																				
Totals			27/61	44	22/44	50	5/17	29	20/27	74	5	36	41	10	17	8	4	13	18	79
Coach	BARBOSA Antonio																			
Assistant Coach	GUIDETTI Cesar																			

CUB - CUBA

No.	Name	MIN	Field Goals		2 Points		3 Points		Free Throws		Rebounds			AS	TO	ST	BS	PF	FO	PTS
			M/A	%	M/A	%	M/A	%	M/A	%	OR	DR	TOT							
*7	GELIS Oyanaisy	21:26	2/4	50	1/2	50	1/2	50	4/4	100		4	4	1	4		1	2	3	9
*9	AMARGO Yamara	27:57	4/9	44	3/6	50	1/3	33			2	2	1					3	9	
*10	BOULET Yaima (C)	30:03	2/11	18	2/11	18			2/4	50	2	8	10			1		2	3	6
*14	NOBLET Clenia	18:57	1/3	33	1/3	33					1	4	5		1	1		1	2	
*15	AVILA Suchitel	15:52	0/4	0	0/1	0	0/3	0							1	1		2	0	
4	ROMERO Arlenys	12:56	2/7	29	1/4	25	1/3	33	2/2	100				2				2	1	7
5	SUERO Taimara	07:23	0/1	0	0/1	0								1	1	1		1	0	
6	PLUTIN Yakelyn	23:09	5/12	42	5/11	45	0/1	0			1	5	6	1	4	1	1	2	1	10
8	SORIA Yolyseny	12:08	3/7	43	2/5	40	1/2	50	3/3	100	1	1	1		2			1	3	10
11	MARTINEZ Yamilet	07:51	0/2	0	0/2	0					1	1	2		1			2	0	
12	ECHEVARRIA Cariola	06:22									1	1			2				1	0
13	OQUENDO Leidys	15:56	1/9	11	0/6	0	1/3	33	4/4	100	1	2	3		1	1		1	2	7
Team/Coach																				
Totals			20/69	29	15/52	29	5/17	29	15/17	88	8	30	38	4	15	10	2	19	14	60
Coach	ZABALA Alberto																			
Assistant Coach	MOYA Eduardo																			

	BRA	CUB
Points from Turnovers	12	12
Points in the Paint	28	28
Second Chance Points	8	6
Fast Break Points	10	6

	BRA	CUB
Biggest Lead	24	2
Biggest Scoring Run	14-0(37-21)	9-0(74-60)
Lead Changes	3	
Times Tied	5	

Legend:

%	Shooting Percentage	(C)	Captain	*	Starters	AS	Assists
BS	Blocked Shots	DR	Defensive Rebounds	FO	Fouls On	M/A	Made/Attempts
MIN	Minutes Played	OR	Offensive Rebounds	OTx	Overtime	PF	Fouls
PTS	Points	Qx	Quarter Time	ST	Steals	TO	Turnovers
TOT	Total Rebounds						

Results

Resultados / Resultados

USA 75 vs 59 CAN

Attendance: 3000

Referees: SOSA Mauricio (ESA)

Commissioner: RODRIGUEZ Cesar Augusto (COL)

Umpires: SHAER Gabriela (CRC); PINNOCK Kevin (JAM)

		Q1		Q2		Q3		Q4	
Scoring by 5 min intervals:	USA	6	13	27	45	55	65	73	75
	CAN	6	17	20	28	36	46	55	59

USA - UNITED STATES of AMERICA

No.	Name	MIN	Field Goals		2 Points		3 Points		Free Throws		Rebounds			AS	TO	ST	BS	PF	FO	PTS
			M/A	%	M/A	%	M/A	%	M/A	%	OR	DR	TOT							
*5	WIGGINS Candice	18:17	2/4	50	2/4	50			1/2	50	1	1	2	2	2			1	1	5
*6	AJAVON Mattee	19:23	0/4	0			0/4	0	0/2	0	1	1	2	1	1	1		3	1	0
*9	HORNBUCKLE Alexis	16:32	0/4	0	0/3	0	0/1	0				3	3	1	1	2			1	0
*11	ANOSIKE Nkolika	20:29	3/5	60	3/5	60			3/3	100	3	2	5	1	2	2	2	2	2	9
*14	HUMPHREY Natasha	13:00	3/8	38	2/5	40	1/3	33	2/4	50	1	1	2	1	1	1		3	3	9
4	FOX Emily	16:47	1/2	50	0/1	0	1/1	100						1		1				3
7	THOMAS Melanie	14:47	3/5	60	2/3	67	1/2	50	3/3	100		1	1			1			2	10
8	COLEMAN Marissa	21:25	2/3	67	0/1	0	2/2	100				4	4	1	1			1	1	6
10	MCCOUGHTRY Angel	20:00	8/12	67	6/10	60	2/2	100	3/5	60	5	1	6		3	1	1	1	4	21
12	HOUSTON Charde	09:16	0/4	0	0/4	0						1	1			1				0
13	APPEL Jayne	17:34	6/10	60	6/10	60					1	1	2	2	3			2	1	12
15	LARKINS Erlana	12:30	0/1	0	0/1	0			0/2	0	2	5	7	1	3			2	2	0
Team/Coach																				
Totals			28/62	45	21/47	45	7/15	47	12/21	57	16	24	40	11	15	10	3	15	18	75
Coach	STALEY Dawn																			
Assistant Coach	DELANEY-SMITH Kathy		GIBBONS Bill																	

CAN - CANADA

No.	Name	MIN	Field Goals		2 Points		3 Points		Free Throws		Rebounds			AS	TO	ST	BS	PF	FO	PTS
			M/A	%	M/A	%	M/A	%	M/A	%	OR	DR	TOT							
*5	GABRIELE Teresa (C)	24:03	3/9	33	0/4	0	3/5	60			1	4	5	3	4	1			1	9
*6	ASAGWARA Uzoma	09:52	1/4	25	1/2	50	0/2	0	1/1	100		1	1		3	2		3	2	3
*7	ADRIAN Kelsey	21:11	1/5	20	1/2	50	0/3	0							5			1	1	2
*14	AUBRY Chelsea	21:40	4/6	67	4/6	67			4/4	100		2	2	2	1	1		2	2	12
*15	ADAMS Jordan	22:39	2/6	33	1/5	20	1/1	100			1	1	2	1	1	1		3		5
4	TOWNSEND Sheila	15:57	0/2	0	0/1	0	0/1	0				1	1	1	2	3		1		0
8	CAMPBELL Devon	16:18	3/5	60	1/1	100	2/4	50				1	1							8
9	CROOKS Sarah	12:47	0/4	0	0/4	0					1	2	3	1	1			3	1	0
10	WATSON Carrie	11:05	0/2	0	0/2	0			2/2	100	1	1	2					2	4	2
11	BROWN Amanda	18:04	4/10	40	4/10	40			3/3	100	2	2	4	1	1		1		2	11
12	MURPHY Lizanne	24:25	1/2	50	1/1	100	0/1	0	3/4	75	2	3	5			1		3	2	5
13	TATHAM Tamara	04:50	1/2	50	1/2	50					1	1	1	1						2
Team/Coach																				
Totals			20/57	35	14/40	35	6/17	35	13/14	93	12	21	33	10	18	9	1	18	15	59
Coach	McNEILL Allison																			
Assistant Coach	McNEILL Mike		THOMAIDIS Lisa																	

	USA	CAN
Points from Turnovers	14	10
Points in the Paint	38	26
Second Chance Points	12	8
Fast Break Points	6	4

	USA	CAN
Biggest Lead	21	9
Biggest Scoring Run	13-0(41-22)	10-0(6-15)
Lead Changes	5	
Times Tied	4	

Legend:

%	Shooting Percentage	(C)	Captain	*	Starters	AS	Assists
BS	Blocked Shots	DR	Defensive Rebounds	FO	Fouls On	M/A	Made/Attempts
MIN	Minutes Played	OR	Offensive Rebounds	OTx	Overtime	PF	Fouls
PTS	Points	Qx	Quarter Time	ST	Steals	TO	Turnovers
TOT	Total Rebounds						

Results

Resultados / Resultados

COL 62 vs 55 MEX

Attendance: 300

Referees: HUNT Jon (CAN)

Commissioner: FONTANA Geraldo (BRA)

Umpires: CLAYBROOK Leslie (USA); MENDEZ Yuliet (CUB)

		Q1		Q2		Q3		Q4	
Scoring by 5 min intervals:	COL	7	19	28	40	48	52	58	62
	MEX	7	16	22	31	35	39	43	55

COL - COLOMBIA

No.	Name	MIN	Field Goals		2 Points		3 Points		Free Throws		Rebounds			AS	TO	ST	BS	PF	FO	PTS
			M/A	%	M/A	%	M/A	%	M/A	%	OR	DR	TOT							
*4	ROBLEDO Heissy	36:44	3/7	43	3/7	43			4/4	100	2	5	7	3	3	3		3	4	10
*6	PINILLA Yenny (C)	38:40	2/7	29	2/2	100	0/5	0				2	2	5	2	3		2		4
*11	ARIAS Yaneth	38:48	13/20	65	13/19	68	0/1	0	1/1	100	2	6	8	2	4				3	27
*13	TORRES Levys	34:29	1/3	33	1/3	33			3/8	38	2	9	11	3	2	3	3	3	4	5
*15	DIAZ Elena	33:26	5/17	29	5/15	33	0/2	0	3/8	38	2	2	4	1	3	4		1	7	13
5	MOSQUERA Glency	00:00																		0
7	MOSQUERA Tathiana	08:47	1/3	33	1/3	33					2	2	4		1	1		1		2
8	ATEHORTUA Luisa	00:00																		0
9	MESA Nancy	00:00																		0
10	PALACIO Monica	00:00																		0
12	ESTRADA Laura	07:47	0/2	0	0/1	0	0/1	0	1/4	25		3	3		1			3	1	
14	MARTINEZ Mabel	01:19	0/1	0	0/1	0														0
Team/Coach																				
Totals		25/60	42	25/51	49	0/9	0	12/25	48	13	32	45	11	16	14	3	10	21	62	
Coach	MORENO Guillermo																			
Assistant Coach	CANO Evelio																			

MEX - MEXICO

No.	Name	MIN	Field Goals		2 Points		3 Points		Free Throws		Rebounds			AS	TO	ST	BS	PF	FO	PTS
			M/A	%	M/A	%	M/A	%	M/A	%	OR	DR	TOT							
*7	GARCIA Abril	35:59	8/13	62	6/9	67	2/4	50			1	4	5	1	3	1		4		18
*9	RAMIREZ Taine (C)	34:56	1/3	33	1/2	50	0/1	0			1	2	3	4	3	1		3		2
*13	GOMEZ Erika	35:09	5/14	36	3/8	38	2/6	33	0/2	0		6	6	3	2	1		2	2	12
*14	MACHUCA Lourdes	08:31	0/1	0	0/1	0									1			2		0
*15	SILVA Brisa	35:00	3/15	20	2/9	22	1/6	17	2/2	100	2	3	5	5	4	4		4	1	9
4	DELGADO Alejandra	04:58	0/2	0	0/2	0								1					1	0
5	VILLAVICENCIO Viridiana	00:00																		0
6	ARRIOLA Jennifer	18:27	3/6	50	3/6	50					1	1	1	2			4	1	6	
8	SALMAN Zazil	10:13	2/2	100	2/2	100			2/2	100		1	1				1	4	6	
10	GUTIERREZ Fernanda	11:41	1/3	33	1/3	33					4	4	2	1			1		2	
11	RAMOS Sandra	00:00																		0
12	CARMONA Veronica	05:06	0/1	0			0/1	0			1	1		1				1	0	
Team/Coach																				
Totals		23/60	38	18/42	43	5/18	28	4/6	67	6	26	32	16	18	7			21	10	55
Coach	GUZMAN JIMENEZ Gerardo																			
Assistant Coach	LEYVA ARREDONDO Jaime																			
	TOUSSAINT Jorge																			

	COL	MEX
Points from Turnovers	15	6
Points in the Paint	34	26
Second Chance Points	14	2
Fast Break Points	12	8

	COL	MEX
Biggest Lead	15	4
Biggest Scoring Run	10-0(46-31)	7-0(60-52)
Lead Changes	1	
Times Tied	2	

Legend:

%	Shooting Percentage	(C)	Captain	*	Starters	AS	Assists
BS	Blocked Shots	DR	Defensive Rebounds	FO	Fouls On	M/A	Made/Attempts
MIN	Minutes Played	OR	Offensive Rebounds	OTx	Overtime	PF	Fouls
PTS	Points	Qx	Quarter Time	ST	Steals	TO	Turnovers
TOT	Total Rebounds						

Results

Resultados / Resultados

CUB 62 vs 49 CAN

Attendance: 1700

Referees: DELGADO Daniel (VEN)

Commissioner: FONTANA Geraldo (BRA)

Umpires: CLAYBROOK Leslie (USA); SOUZA Enaldo (BRA)

		Q1		Q2		Q3		Q4	
Scoring by 5 min intervals:	CUB	8	18	20	30	41	47	56	62
	CAN	8	12	14	23	30	38	42	49

CUB - CUBA

No.	Name	MIN	Field Goals		2 Points		3 Points		Free Throws		Rebounds			AS	TO	ST	BS	PF	FO	PTS
			M/A	%	M/A	%	M/A	%	M/A	%	OR	DR	TOT							
*6	PLUTIN Yakelyn	38:53	9/14	64	8/13	62	1/1	100	1/2	50	1	3	4	3	5	4		3	5	20
*7	GELIS Oyanaisy	31:49	1/2	50	0/1	0	1/1	100	1/2	50		6	6	2		1		1	3	4
*9	AMARGO Yamara	19:52	2/6	33	2/5	40	0/1	0			2	2	4		1					4
*10	BOULET Yaima (C)	34:40	5/12	42	5/12	42			1/2	50	2	7	9	2	1	1	1	3	3	11
*15	AVILA Suchitel	27:52	5/11	45	3/4	75	2/7	29	0/2	0		5	5	1	4			2	2	12
4	ROMERO Arlenys	00:00																		0
5	SUERO Taimara	08:12	1/1	100			1/1	100				2	2							3
8	SORIA Yolyseny	19:00	1/4	25	1/3	33	0/1	0	3/4	75	1	2	3	3	3	2		1	4	5
11	MARTINEZ Yamilet	00:00																		0
12	ECHEVARRIA Cariola	09:11	1/2	50	0/1	0	1/1	100						1	1			1		3
13	OQUENDO Leidys	00:00																		0
14	NOBLET Clenia	08:04									1	1		1	1			3		0
Team/Coach																				
Totals			25/52	48	19/39	49	6/13	46	6/12	50	7	31	38	11	16	10	1	14	17	62
Coach		ZABALA Alberto																		
Assistant Coach		MOYA Eduardo																		

CAN - CANADA

No.	Name	MIN	Field Goals		2 Points		3 Points		Free Throws		Rebounds			AS	TO	ST	BS	PF	FO	PTS
			M/A	%	M/A	%	M/A	%	M/A	%	OR	DR	TOT							
*5	GABRIELE Teresa (C)	31:46	3/14	21	3/11	27	0/3	0			1	2	3		2	1		1		6
*7	ADRIAN Kelsey	17:42	0/6	0	0/4	0	0/2	0	1/2	50				2	1				2	1
*12	MURPHY Lizanne	29:13	2/3	67	2/3	67					2	2	4	2	1			4		4
*14	AUBRY Chelsea	23:42	2/4	50	2/3	67	0/1	0	2/2	100		4	4	2	1			4	3	6
*15	ADAMS Jordan	18:42	1/6	17	1/6	17					1	2	3					1	1	2
4	TOWNSEND Sheila	12:19	1/5	20	1/3	33	0/2	0				1	1							2
6	ASAGWARA Uzoma	18:29	3/9	33	2/5	40	1/4	25			1		1		3		3	2	7	
8	CAMPBELL Devon	10:31	0/3	0	0/1	0	0/2	0				1	1		1					0
9	CROOKS Sarah	22:58	4/7	57	4/7	57		7/7	100	3	4	7		3					5	15
10	WATSON Carrie	00:00																		0
11	BROWN Amanda	14:38	2/3	67	2/3	67		2/2	100	1	2	3		1				4	1	6
13	TATHAM Tamara	00:00																		0
Team/Coach																				
Totals			18/60	30	17/46	37	1/14	7	12/13	92	10	22	32	2	12	6		17	14	49
Coach		McNEILL Allison																		
Assistant Coach		McNEILL Mike THOMAIDIS Lisa																		

	CUB	CAN
Points from Turnovers	13	5
Points in the Paint	30	22
Second Chance Points	9	9
Fast Break Points	2	2

	CUB	CAN
Biggest Lead	14	0
Biggest Scoring Run	7-0(17-10)	7-0(23-21)
Lead Changes	1	
Times Tied	2	

Legend:

%	Shooting Percentage	(C)	Captain	*	Starters	AS	Assists
BS	Blocked Shots	DR	Defensive Rebounds	FO	Fouls On	M/A	Made/Attempts
MIN	Minutes Played	OR	Offensive Rebounds	OTx	Overtime	PF	Fouls
PTS	Points	Qx	Quarter Time	ST	Steals	TO	Turnovers
TOT	Total Rebounds						

Results

Resultados / Resultados

BRA 66 vs 79 USA

Attendance: 13200

Referees: GLASS Isaac (URU)

Commissioner: RODRIGUEZ Cesar Augusto (COL)

Umpires: LASUIK Karem (CAN); ALUZ Mario José (ARG)

		Q1		Q2		Q3		Q4	
Scoring by 5 min intervals:	BRA	8	19	30	34	43	53	58	66
	USA	6	18	25	33	44	49	63	79

BRA - BRASIL

No.	Name	MIN	Field Goals		2 Points		3 Points		Free Throws		Rebounds			AS	TO	ST	BS	PF	FO	PTS
			M/A	%	M/A	%	M/A	%	M/A	%	OR	DR	TOT							
*4	PINTO Adriana	40:00	6/12	50	3/6	50	3/6	50	4/4	100		2	2	1	3			1	4	19
*7	JACINTO Micaela	38:39	9/15	60	9/12	75	0/3	0	3/3	100	1	3	4	2	4	4		3	2	21
*9	ARCAIN Janeth (C)	36:18	5/17	29	4/14	29	1/3	33	3/5	60	3	4	7	3	2			3	4	14
*11	ZAKRZESKI Soeli	19:41	0/1	0	0/1	0					1	2	3		1			1	1	0
*15	SANTOS Kelly	31:56	2/7	29	2/6	33	0/1	0	2/4	50	1	4	5	1	3			3	5	6
5	ROCHA Karen	05:03													1					0
6	MARÇAL Palmira	00:00																		0
8	CONCEIÇÃO Tatiana	16:34	1/2	50			1/2	50	1/2	50					2	2		1	2	4
10	FERREIRA Patricia	00:00																		0
12	DANTAS Jucimara	03:45	0/2	0	0/2	0						1	1							0
13	NASCIMENTO Isis	00:00																		0
14	COELHO Graziane	08:04	1/2	50	1/2	50					1	1	2					2		2
Team/Coach																				
Totals			24/58	41	19/43	44	5/15	33	13/18	72	8	20	28	7	14	8		14	18	66
Coach	BARBOSA Antonio																			
Assistant Coach	GUIDETTI Cesar																			

USA - UNITED STATES of AMERICA

No.	Name	MIN	Field Goals		2 Points		3 Points		Free Throws		Rebounds			AS	TO	ST	BS	PF	FO	PTS
			M/A	%	M/A	%	M/A	%	M/A	%	OR	DR	TOT							
*5	WIGGINS Candice	18:58	2/6	33	2/4	50	0/2	0			1	1	2	1	2	1		2		4
*6	AJAVON Mattee	33:39	11/18	61	9/15	60	2/3	67	3/5	60		1	1	2	4	1		4	4	27
*9	HORNBUCKLE Alexis	35:48	2/9	22	1/7	14	1/2	50			4	5	9	3	2	2		2	1	5
*11	ANOSIKE Nkolika	32:41	5/10	50	5/10	50					1	6	7	4	3	1	2	4	1	10
*14	HUMPHREY Natasha	32:57	4/8	50	1/3	33	3/5	60	0/1	0		4	4		3			4	4	11
4	FOX Emily	02:28																		0
7	THOMAS Melanie	00:00						0/1	0											0
8	COLEMAN Marissa	05:37						1/2	50					2					1	1
10	McCOUGHTRY Angel	23:30	7/11	64	5/9	56	2/2	100	1/1	100	4	5	9		3	1		2	2	17
12	HOUSTON Charde	00:00																		0
13	APPEL Jayne	01:14																		0
15	LARKINS Erlana	13:08	2/3	67	2/3	67					3	1	4		1				1	4
Team/Coach																				
Totals			33/65	51	25/51	49	8/14	57	5/10	50	14	26	40	10	19	7	2	18	14	79
Coach	STALEY Dawn																			
Assistant Coach	DELANEY-SMITH Kathy										GIBBONS Bill									

	BRA	USA
Points from Turnovers	25	9
Points in the Paint	28	44
Second Chance Points	5	14
Fast Break Points	11	4

	BRA	USA
Biggest Lead	6	13
Biggest Scoring Run	8-0(8-3)	7-0(34-38)
Lead Changes	12	
Times Tied	8	

Legend:

%	Shooting Percentage	(C)	Captain	*	Starters	AS	Assists
BS	Blocked Shots	DR	Defensive Rebounds	FO	Fouls On	M/A	Made/Attempts
MIN	Minutes Played	OR	Offensive Rebounds	OTx	Overtime	PF	Fouls
PTS	Points	Qx	Quarter Time	ST	Steals	TO	Turnovers
TOT	Total Rebounds						

Results

Resultados / Resultados

ARG 58 vs 59 COL

Attendance: 150

Referees: SHAER Gabriela (CRC)

Commissioner: DAGNINO Eduardo (PER)

Umpires: CEPEDA Horacio (MEX); MENDEZ Yuliet (CUB)

		Q1		Q2		Q3		Q4	
Scoring by 5 min intervals:	ARG	5	16	22	33	35	41	49	58
	COL	11	19	25	31	37	50	52	59

ARG - ARGENTINA

No.	Name	MIN	Field Goals		2 Points		3 Points		Free Throws		Rebounds			AS	TO	ST	BS	PF	FO	PTS
			M/A	%	M/A	%	M/A	%	M/A	%	OR	DR	TOT							
*4	NICOLINI Laura (C)	47:13	5/17	29	4/15	27	1/2	50	4/4	100	4	6	10	1	5	4		4	3	15
*9	CHESTA Alejandra	18:38	1/6	17	1/5	20	0/1	0				6	6			1		3		2
*10	GATTI Paula	18:36	2/5	40	1/2	50	1/3	33			1	1	1	1		3		5	2	5
*11	PAOLETTA Marcela	31:56	6/15	40	5/8	63	1/7	14	3/4	75	1	1	2	2	1	2			4	16
*12	FERNANDEZ Alejandra	23:33	1/3	33	0/2	0	1/1	100				1	1				1	4	1	3
5	CAVA Mariana	00:00																		0
6	CABAÑEZ Celeste	04:16	1/1	100	1/1	100								1					1	2
7	MAGGI Valentina	00:00																		0
8	PAVON Sandra	26:41	1/7	14	1/4	25	0/3	0			4	4	1	2	1			3	2	2
13	LANDRA Constanza	00:00																		0
14	FERNANDEZ Florencia	11:17	1/2	50	1/2	50					1	1		2		2	3		2	
15	SAENZ Anastasia	26:22	4/13	31	4/13	31		3/3	100		4	4	8	1	4	2		1	2	11
Team/Coach																				
Totals			22/69	32	18/52	35	4/17	24	10/11	91	12	26	38	7	14	13	3	23	15	58
Coach	PINTO Eduardo																			
Assistant Coach	SANTIN Roberto		VALLET Ezequiel																	

COL - COLOMBIA

No.	Name	MIN	Field Goals		2 Points		3 Points		Free Throws		Rebounds			AS	TO	ST	BS	PF	FO	PTS
			M/A	%	M/A	%	M/A	%	M/A	%	OR	DR	TOT							
*4	ROBLEDO Heissy	32:03	1/2	50	1/2	50			1/2	50	2	7	9	1	4	4	2	3	3	3
*6	PINILLA Yenny (C)	34:31	1/4	25	1/2	50	0/2	0	2/2	100	2	2	4		5	1		2	1	4
*11	ARIAS Yaneth	37:06	7/13	54	7/13	54			1/7	14		2	2	3	6	1		1	4	15
*13	TORRES Levys	40:00	5/15	33	5/15	33			6/11	55	3	9	12		3	2	6		10	16
*15	DIAZ Elena	24:55	5/10	50	2/5	40	3/5	60	0/1	0	1	3	4	3	3	4		4	1	13
5	MOSQUERA Glency	02:54																		0
7	MOSQUERA Tathiana	03:09													1			2		0
8	ATEHORTUA Luisa	01:13																		0
9	MESA Nancy	00:00																		0
10	PALACIO Monica	00:00																		0
12	ESTRADA Laura	18:28	2/4	50	2/4	50			1/3	33		2	2	2	1		1	3	2	5
14	MARTINEZ Mabel	05:41	1/1	100	1/1	100			1/2	50	1		1					1	1	3
Team/Coach																				
Totals			22/49	45	19/42	45	3/7	43	12/28	43	11	29	40	9	23	12	9	16	22	59
Coach	MORENO Guillermo																			
Assistant Coach	CANO Evelio																			

	ARG	COL
Points from Turnovers	12	11
Points in the Paint	32	28
Second Chance Points	4	6
Fast Break Points	4	8

	ARG	COL
Biggest Lead	2	9
Biggest Scoring Run	9-0(14-14)	6-0(18-25)
Lead Changes	4	
Times Tied	8	

Legend:

%	Shooting Percentage	(C)	Captain	*	Starters	AS	Assists
BS	Blocked Shots	DR	Defensive Rebounds	FO	Fouls On	M/A	Made/Attempts
MIN	Minutes Played	OR	Offensive Rebounds	OTx	Overtime	PF	Fouls
PTS	Points	Qx	Quarter Time	ST	Steals	TO	Turnovers
TOT	Total Rebounds						

Results

Resultados / Resultados

JAM 56 vs 63 MEX

Attendance: 120

Referees: FARJADO Nemesio (PAN)

Commissioner: RODRIGUEZ Cesar Augusto (COL)

Umpires: CAINES Dwight (ISV); RODRIGUEZ Jakelyn (COL)

		Q1		Q2		Q3		Q4	
Scoring by 5 min intervals:	JAM	11	15	19	32	34	40	44	56
	MEX	4	10	15	22	29	42	52	63

JAM - JAMAICA

No.	Name	MIN	Field Goals		2 Points		3 Points		Free Throws		Rebounds			AS	TO	ST	BS	PF	FO	PTS
			M/A	%	M/A	%	M/A	%	M/A	%	OR	DR	TOT							
*4	EDWARDS Simone	28:30	4/10	40	4/10	40			1/3	33	3	8	11	1	1			4	2	9
*6	LOUDEN Nicole	23:46	5/12	42	5/10	50	0/2	0	3/5	60		3	3	4	3	1		3	4	13
*10	MESSAM Erika	26:23	2/10	20	0/3	0	2/7	29			2	1	3	1		2				6
*11	PITTERSON Oberon (C)	17:11	4/11	36	4/10	40	0/1	0	2/2	100	3	4	7	1	1	1		3	1	10
*13	GIDDEN Vanessa	22:52	2/10	20	2/10	20			0/2	0	5	3	8		3	1			2	4
5	WILLIAMS Demoya	09:40	1/2	50	1/1	100	0/1	0	1/2	50		1	1					1	1	3
7	JACKSON Simone	19:55	1/6	17	1/6	17					2	2	4	3	2			2	1	2
8	AIKENS Rashida	08:25	0/3	0	0/2	0	0/1	0				1	1						1	0
9	WILES Sharon	10:46	1/4	25	1/4	25									1	1				2
12	BENNETT Kimberly	04:43	0/3	0	0/3	0			3/4	75	1		1	1					2	3
14	RICHMAN Rebecca	05:03	1/2	50	1/1	100	0/1	0	2/2	100					1				2	4
15	BYFIELD Althea	17:51	0/4	0	0/4	0					3	7	10				3			0
Team/Coach																				
Totals		21/77	27	19/64	30	2/13	15	12/20	60	22	30	52	11	12	6	3	13	16	56	
Coach	ESANNASON Rerita																			
Assistant Coach	BROWN Winnfred THOMAS Clofyeld																			

MEX - MEXICO

No.	Name	MIN	Field Goals		2 Points		3 Points		Free Throws		Rebounds			AS	TO	ST	BS	PF	FO	PTS
			M/A	%	M/A	%	M/A	%	M/A	%	OR	DR	TOT							
*7	GARCIA Abril	27:40	5/8	63	1/1	100	4/7	57	1/2	50		6	6			1		3	2	15
*9	RAMIREZ Taine (C)	37:16	3/6	50	3/5	60	0/1	0			3	3	6	2	1			1	1	6
*13	GOMEZ Erika	27:49	4/11	36	4/10	40	0/1	0	3/3	100		2	2		6			2	4	11
*14	MACHUCA Lourdes	06:56	1/1	100	1/1	100			0/2	0	1		1		1			2	1	2
*15	SILVA Brisa	32:24	8/15	53	6/11	55	2/4	50	1/1	100	1	6	7	2	4	3		1	1	19
4	DELGADO Alejandra	07:00	0/1	0			0/1	0				2	2							0
5	VILLAVICENCIO Viridiana	00:00																		0
6	ARRIOLA Jennifer	29:17	4/12	33	4/12	33			0/2	0		6	6		3	1	2	1	8	
8	SALMAN Zazil	09:50	0/2	0	0/2	0						3	3		1				0	
10	GUTIERREZ Fernanda	11:28	1/2	50	1/1	100	0/1	0			1	1	2		1	1	1	3	2	
11	RAMOS Sandra	00:00																	0	
12	CARMONA Veronica	10:20	0/2	0	0/1	0	0/1	0			1	1	1	1				2	2	0
Team/Coach																				
Totals		26/60	43	20/44	45	6/16	38	5/10	50	5	35	40	9	15	10	2	16	12	63	
Coach	GUZMAN JIMENEZ Gerardo																			
Assistant Coach	LEYVA ARREDONDO Jaime TOUSSAINT Jorge																			

	JAM	MEX
Points from Turnovers	12	16
Points in the Paint	24	32
Second Chance Points	15	2
Fast Break Points	4	14

	JAM	MEX
Biggest Lead	11	10
Biggest Scoring Run	11-0(11-2)	11-0(40-47)
Lead Changes	4	
Times Tied	1	

Legend:

%	Shooting Percentage	(C)	Captain	*	Starters	AS	Assists
BS	Blocked Shots	DR	Defensive Rebounds	FO	Fouls On	M/A	Made/Attempts
MIN	Minutes Played	OR	Offensive Rebounds	OTx	Overtime	PF	Fouls
PTS	Points	Qx	Quarter Time	ST	Steals	TO	Turnovers
TOT	Total Rebounds						

Cumulative Statistics

Estadísticas Acumuladas / Estatísticas Cumulativas

USA - UNITED STATES of AMERICA After 5 Games

No.	Name	GP	MIN	MPG	Field Goals		2 Points		3 Points		Free Throws		Rebounds			AS	TO	ST	BS	PF	FO	PTS	PPG
					M/A	%	M/A	%	M/A	%	M/A	%	OR	DR	TOT								
10	McCOUGHTRY Angel	5	97	19:28	25/50	50	18/40	45	7/10	70	6/9	67	17	11	28	4	13	6	2	9	9	63	12.6
14	HUMPHREY Natasha	5	99	19:54	21/38	55	11/22	50	10/16	63	6/11	55	7	18	25	7	10	3		14	11	58	11.6
6	AJAVON Mattee	5	113	22:39	21/43	49	14/28	50	7/15	47	7/13	54	1	6	7	9	9	6		15	12	56	11.2
8	COLEMAN Marissa	5	96	19:14	15/26	58	9/13	69	6/13	46	11/15	73	5	16	21	7	4	2	2	7	11	47	9.4
11	ANOSIKE Nkolika	5	121	24:16	18/38	47	18/38	47			8/10	80	7	25	32	8	7	11	6	12	9	44	8.8
7	THOMAS Melanie	3	49	16:22	7/16	44	4/8	50	3/8	38	8/12	67		2	2	2	3	2		3	10	25	8.3
4	FOX Emily	4	57	14:18	9/18	50	4/9	44	5/9	56	2/2	100	1	3	4	6	3	3		1	2	25	6.3
5	WIGGINS Candice	5	105	21:03	12/32	38	9/20	45	3/12	25	3/4	75	2	4	6	10	9	3		8	5	30	6.0
13	APPEL Jayne	5	54	10:56	11/17	65	11/17	65			2/3	67	4	8	12	3	4	3	5	10	4	24	4.8
12	HOUSTON Charde	4	55	13:48	8/21	38	8/21	38			3/6	50	4	16	20	2	6	3		2	4	19	4.8
9	HORNBUCKLE Alexis	5	94	18:58	7/25	28	6/19	32	1/6	17	0/2	0	8	12	20	10	6	8		7	3	15	3.0
15	LARKINS Erlana	5	55	11:10	3/7	43	3/7	43			0/4	0	9	13	22	4	7	4	1	5	6	6	1.2
Team/Coach																							
Totals					157/331	47	115/242	48	42/89	47	56/91	62	74	142	216	72	82	54	16	93	86	412	82.4
Opponents					95/278	34	71/191	37	24/87	28	69/107	64	47	99	146	44	89	39	8	88	91	283	56.6

AVERAGES PER GAME

	USA	Opponents
Points from Turnovers	74	67
Points in the Paint	184	112
Second Chance Points	59	33
Fast Break Points	42	29

	USA	Opponents
Total Field Goals Made	31.4	19.0
2 Points Field Goals Made	23.0	14.2
3 Points Field Goals Made	8.4	4.8
Free Throws Made	11.2	13.8
Offensive Rebounds	14.8	9.4
Defensive Rebounds	28.4	19.8
Total Rebounds	43.2	29.2
Assists	14.4	8.8
Fouls	18.6	17.6
Turnovers	16.4	17.8
Steals	10.8	7.8
Blocked Shots	3.2	1.6
Points from Turnovers	14.8	13.4
Points in the Paint	36.8	22.4
Second Chance Points	11.8	6.6
Fast Break Points	8.4	5.8

Legend:

%	Shooting Percentage	AS	Assists	BS	Blocked Shots	DR	Defensive Rebounds
FO	Fouls On	GP	Games Played	M/A	Made/Attempt	MIN	Minutes Played
MPG	Minutes Played Per Game	OR	Offensive Rebounds	PF	Fouls	PPG	Points Per Game
PTS	Points	ST	Steals	TO	Turnovers	TOT	Total Rebounds

Cumulative Statistics

Estadísticas Acumuladas / Estatísticas Cumulativas

BRA - BRASIL After 5 Games

No.	Name	GP	MIN	MPG	Field Goals		2 Points		3 Points		Free Throws		Rebounds			AS	TO	ST	BS	PF	FO	PTS	PPG
					M/A	%	M/A	%	M/A	%	M/A	%	OR	DR	TOT								
7	JACINTO Micaela	5	144	28:55	34/65	52	32/52	62	2/13	15	17/21	81	4	14	18	11	14	13	1	12	13	87	17.4
9	ARCAIN Janeth	5	164	32:58	29/63	46	26/51	51	3/12	25	25/32	78	7	24	31	10	12	13		15	24	86	17.2
4	PINTO Adriana	5	186	37:15	25/58	43	10/20	50	15/38	39	7/8	88	5	16	21	17	17	13	1	9	13	72	14.4
15	SANTOS Kelly	5	163	32:42	23/39	59	23/38	61	0/1	0	11/28	39	9	29	38	5	10	1	2	15	22	57	11.4
8	CONCEIÇÃO Tatiana	2	24	12:24	3/7	43	0/3	0	3/4	75	3/4	75	5	2	7		2	3		2	3	12	6.0
11	ZAKRZESKI Soeli	5	118	23:39	12/25	48	9/16	56	3/9	33	2/4	50	5	11	16	8	10	5	3	11	8	29	5.8
5	ROCHA Karen	5	84	16:48	9/26	35	8/16	50	1/10	10	2/4	50	1	6	7	6	7	1		6	3	21	4.2
12	DANTAS Jucimara	5	56	11:23	4/9	44	3/5	60	1/4	25	5/9	56	1	13	14	3		5		3	6	14	2.8
6	MARÇAL Palmira	3	14	04:58	3/7	43	3/3	100	0/4	0	1/3	33	1		1	1	4	1		4	2	7	2.3
13	NASCIMENTO Isis	1	7	07:51	1/2	50	1/2	50			0/2	0							2	1	1	2	2.0
14	COELHO Graziane	5	28	05:43	2/6	33	2/6	33					3	3	6					5		4	0.8
10	FERREIRA Patricia	1	5	05:19	0/3	0	0/1	0	0/2	0				1	1	1		1				0	0.0
Team/Coach																							
Totals					145/310	47	117/213	55	28/97	29	73/115	63	48	127	175	62	76	56	9	83	95	391	78.2
Opponents					119/298	40	89/222	40	30/76	39	47/67	70	48	126	174	37	103	39	7	97	83	315	63.0

AVERAGES PER GAME

	BRA	Opponents
Points from Turnovers	95	56
Points in the Paint	180	146
Second Chance Points	41	48
Fast Break Points	59	22

	BRA	Opponents
Total Field Goals Made	29.0	23.8
2 Points Field Goals Made	23.4	17.8
3 Points Field Goals Made	5.6	6.0
Free Throws Made	14.6	9.4
Offensive Rebounds	9.6	9.6
Defensive Rebounds	25.4	25.2
Total Rebounds	35.0	34.8
Assists	12.4	7.4
Fouls	16.6	19.4
Turnovers	15.2	20.6
Steals	11.2	7.8
Blocked Shots	1.8	1.4
Points from Turnovers	19.0	11.2
Points in the Paint	36.0	29.2
Second Chance Points	8.2	9.6
Fast Break Points	11.8	4.4

Legend:

%	Shooting Percentage	AS	Assists	BS	Blocked Shots	DR	Defensive Rebounds
FO	Fouls On	GP	Games Played	M/A	Made/Attempt	MIN	Minutes Played
MPG	Minutes Played Per Game	OR	Offensive Rebounds	PF	Fouls	PPG	Points Per Game
PTS	Points	ST	Steals	TO	Turnovers	TOT	Total Rebounds

Cumulative Statistics

Estadísticas Acumuladas / Estatísticas Cumulativas

CUB - CUBA After 5 Games

No.	Name	GP	MIN	MPG	Field Goals		2 Points		3 Points		Free Throws		Rebounds			AS	TO	ST	BS	PF	FO	PTS	PPG			
					M/A	%	M/A	%	M/A	%	M/A	%	OR	DR	TOT											
10	BOULET Yaima	5	169	33:50	27/65	42	27/65	42			17/24	71	11	41	52	5	7	3	10	14	18	71	14.2			
6	PLUTIN Yakelyn	3	87	29:01	17/33	52	16/30	53	1/3	33	4/8	50	4	14	18	5	12	5	1	5	9	39	13.0			
15	AVILA Suchitel	5	125	25:02	21/46	46	14/21	67	7/25	28	6/10	60	3	13	16	2	11	5		8	9	55	11.0			
8	SORIA Yolyseny	5	91	18:14	13/30	43	4/12	33	9/18	50	12/13	92	3	5	8	8	11	9		5	12	47	9.4			
9	AMARGO Yamara	5	111	22:22	14/34	41	13/23	57	1/11	9	6/8	75	4	10	14	8	5	8		9	4	35	7.0			
7	GELIS Oyanaisy	4	114	28:41	7/21	33	4/15	27	3/6	50	10/15	67		17	17	11	14	4	1	10	13	27	6.8			
4	ROMERO Arlenys	4	58	14:41	8/25	32	4/12	33	4/13	31	2/2	100	1	4	5	6	8	5		3	3	22	5.5			
14	NOBLET Clenia	5	100	20:10	10/20	50	10/20	50			2/3	67	12	10	22	2	7	6		15	3	22	4.4			
13	OQUENDO Leidys	3	32	10:53	2/13	15	0/8	0	2/5	40	4/4	100	1	5	6	1	4	2		4	2	10	3.3			
5	SUERO Taimara	4	49	12:16	3/10	30	1/5	20	2/5	40			1	2	3	4	5	4		3		8	2.0			
11	MARTINEZ Yamilet	4	40	10:14	1/6	17	1/6	17			3/7	43	2	3	5	1	4			6	7	5	1.3			
12	ECHEVARRIA Cariola	5	40	08:11	2/6	33	1/3	33	1/3	33	1/2	50	1	3	4	2	4	4		4	2	6	1.2			
Team/Coach																1										
Totals				125/309	40	95/220	43	30/89	34	67/96	70	51	142	193	55	93	55	12	86	82	347	69.4				
Opponents				125/325	38	100/235	43	25/90	28	63/95	66	55	126	181	43	79	44	12	83	83	338	67.6				

AVERAGES PER GAME

	CUB	Opponents
Points from Turnovers	62	57
Points in the Paint	160	138
Second Chance Points	55	46
Fast Break Points	38	28

	CUB	Opponents
Total Field Goals Made	25.0	25.0
2 Points Field Goals Made	19.0	20.0
3 Points Field Goals Made	6.0	5.0
Free Throws Made	13.4	12.6
Offensive Rebounds	10.2	11.0
Defensive Rebounds	28.4	25.2
Total Rebounds	38.6	36.2
Assists	11.0	8.6
Fouls	17.2	16.6
Turnovers	18.6	15.8
Steals	11.0	8.8
Blocked Shots	2.4	2.4
Points from Turnovers	12.4	11.4
Points in the Paint	32.0	27.6
Second Chance Points	11.0	9.2
Fast Break Points	7.6	5.6

Legend:

%	Shooting Percentage	AS	Assists	BS	Blocked Shots	DR	Defensive Rebounds
FO	Fouls On	GP	Games Played	M/A	Made/Attempt	MIN	Minutes Played
MPG	Minutes Played Per Game	OR	Offensive Rebounds	PF	Fouls	PPG	Points Per Game
PTS	Points	ST	Steals	TO	Turnovers	TOT	Total Rebounds

Cumulative Statistics

Estadísticas Acumuladas / Estatísticas Cumulativas

CAN - CANADA After 5 Games

No.	Name	GP	MIN	MPG	Field Goals		2 Points		3 Points		Free Throws		Rebounds			AS	TO	ST	BS	PF	FO	PTS	PPG
					M/A	%	M/A	%	M/A	%	M/A	%	OR	DR	TOT								
5	GABRIELE Teresa	5	145	29:04	25/56	45	12/34	35	13/22	59	7/9	78	3	13	16	17	23	5		4	11	70	14.0
9	CROOKS Sarah	5	81	16:15	12/24	50	12/24	50			12/16	75	7	15	22	1	9	4	1	7	13	36	7.2
15	ADAMS Jordan	5	111	22:15	16/39	41	14/32	44	2/7	29	0/1	0	6	17	23	3	7	2	6	13	4	34	6.8
6	ASAGWARA Uzoma	5	82	16:35	12/33	36	8/19	42	4/14	29	6/6	100	3	3	6		6	8		10	9	34	6.8
14	AUBRY Chelsea	5	109	21:57	11/22	50	10/19	53	1/3	33	7/8	88	2	21	23	4	6	5		12	11	30	6.0
11	BROWN Amanda	5	77	15:26	10/23	43	10/23	43			6/11	55	4	6	10	3	4	1	1	11	7	26	5.2
7	ADRIAN Kelsey	5	129	25:48	8/30	27	5/15	33	3/15	20	3/4	75	3	4	7	2	11	6		8	9	22	4.4
8	CAMPBELL Devon	5	85	17:00	7/23	30	4/8	50	3/15	20	3/4	75	1	6	7	6	7	1		6	3	20	4.0
12	MURPHY Lizanne	5	91	18:17	5/11	45	5/10	50	0/1	0	6/8	75	6	14	20	3	5	1		11	7	16	3.2
13	TATHAM Tamara	4	30	07:37	3/5	60	3/5	60					1	6	7	2	2	1		4	3	6	1.5
4	TOWNSEND Sheila	5	59	11:54	2/16	13	1/9	11	1/7	14	2/2	100		5	5	1	6	3		4	1	7	1.4
10	WATSON Carrie	4	24	06:07	0/3	0	0/3	0			2/2	100	1	2	3	2	3			2	5	2	0.5
Team/Coach																							
Totals					111/285	39	84/201	42	27/84	32	54/71	76	45	132	177	44	89	37	8	92	83	303	60.6
Opponents					120/296	41	94/217	43	26/79	33	57/96	59	57	123	180	44	80	48	7	85	89	323	64.6

AVERAGES PER GAME

	CAN	Opponents
Points from Turnovers	50	59
Points in the Paint	134	146
Second Chance Points	33	60
Fast Break Points	24	23

	CAN	Opponents
Total Field Goals Made	22.2	24.0
2 Points Field Goals Made	16.8	18.8
3 Points Field Goals Made	5.4	5.2
Free Throws Made	10.8	11.4
Offensive Rebounds	9.0	11.4
Defensive Rebounds	26.4	24.6
Total Rebounds	35.4	36.0
Assists	8.8	8.8
Fouls	18.4	17.0
Turnovers	17.8	16.0
Steals	7.4	9.6
Blocked Shots	1.6	1.4
Points from Turnovers	10.0	11.8
Points in the Paint	26.8	29.2
Second Chance Points	6.6	12.0
Fast Break Points	4.8	4.6

Legend:

%	Shooting Percentage	AS	Assists	BS	Blocked Shots	DR	Defensive Rebounds
FO	Fouls On	GP	Games Played	M/A	Made/Attempt	MIN	Minutes Played
MPG	Minutes Played Per Game	OR	Offensive Rebounds	PF	Fouls	PPG	Points Per Game
PTS	Points	ST	Steals	TO	Turnovers	TOT	Total Rebounds

Cumulative Statistics

Estadísticas Acumuladas / Estadísticas Cumulativas

COL - COLOMBIA After 5 Games

No.	Name	GP	MIN	MPG	Field Goals		2 Points		3 Points		Free Throws		Rebounds			AS	TO	ST	BS	PF	FO	PTS	PPG
					M/A	%	M/A	%	M/A	%	M/A	%	OR	DR	TOT								
11	ARIAS Yaneth	5	175	35:03	41/78	53	41/75	55	0/3	0	12/24	50	11	16	27	9	20	4	1	6	18	94	18.8
15	DIAZ Elena	5	148	29:43	19/54	35	12/36	33	7/18	39	5/14	36	7	8	15	4	12	12		11	15	50	10.0
6	PINILLA Yenny	5	174	34:57	13/51	25	6/15	40	7/36	19	6/8	75	3	8	11	10	15	7		8	9	39	7.8
13	TORRES Levys	5	178	35:37	12/42	29	12/42	29			12/30	40	12	33	45	3	8	13	13	10	24	36	7.2
4	ROBLEDO Heissy	5	154	30:54	8/24	33	8/24	33			9/14	64	10	20	30	9	21	10	2	17	15	25	5.0
12	ESTRADA Laura	5	69	13:52	8/20	40	7/14	50	1/6	17	6/17	35	3	6	9	5	8	6	1	7	13	23	4.6
14	MARTINEZ Mabel	5	30	06:07	4/13	31	4/12	33	0/1	0	1/3	33	4	4	8		2	1		4	2	9	1.8
7	MOSQUERA Tathiana	5	57	11:28	2/11	18	2/9	22	0/2	0	3/8	38	6	8	14		6	2	1	7	3	7	1.4
5	MOSQUERA Glency	3	7	02:24							0/2	0									1	0	0.0
9	MESA Nancy	1	2	02:41	0/2	0			0/2	0							1			1		0	0.0
8	ATEHORTUA Luisa	1	1	01:13																		0	0.0
10	PALACIO Monica	0	0	00:00																		0	0.0
Team/Coach																							
Totals					107/295	36	92/227	41	15/68	22	54/120	45	68	120	188	40	93	55	18	71	100	283	56.6
Opponents					142/332	43	106/233	45	36/99	36	35/53	66	56	137	193	78	90	57	13	104	68	355	71.0

AVERAGES PER GAME

	COL	Opponents
Points from Turnovers	53	60
Points in the Paint	122	166
Second Chance Points	52	41
Fast Break Points	30	54

	COL	Opponents
Total Field Goals Made	21.4	28.4
2 Points Field Goals Made	18.4	21.2
3 Points Field Goals Made	3.0	7.2
Free Throws Made	10.8	7.0
Offensive Rebounds	13.6	11.2
Defensive Rebounds	24.0	27.4
Total Rebounds	37.6	38.6
Assists	8.0	15.6
Fouls	14.2	20.8
Turnovers	18.6	18.0
Steals	11.0	11.4
Blocked Shots	3.6	2.6
Points from Turnovers	10.6	12.0
Points in the Paint	24.4	33.2
Second Chance Points	10.4	8.2
Fast Break Points	6.0	10.8

Legend:

%	Shooting Percentage	AS	Assists	BS	Blocked Shots	DR	Defensive Rebounds
FO	Fouls On	GP	Games Played	M/A	Made/Attempt	MIN	Minutes Played
MPG	Minutes Played Per Game	OR	Offensive Rebounds	PF	Fouls	PPG	Points Per Game
PTS	Points	ST	Steals	TO	Turnovers	TOT	Total Rebounds

Cumulative Statistics

Estadísticas Acumuladas / Estadísticas Cumulativas

ARG - ARGENTINA After 5 Games

No.	Name	GP	MIN	MPG	Field Goals		2 Points		3 Points		Free Throws		Rebounds			AS	TO	ST	BS	PF	FO	PTS	PPG
					M/A	%	M/A	%	M/A	%	M/A	%	OR	DR	TOT								
11	PAOLETTA Marcela	5	170	34:04	28/65	43	18/31	58	10/34	29	15/20	75	3	19	22	11	15	7		7	27	81	16.2
4	NICOLINI Laura	5	164	32:59	17/52	33	15/43	35	2/9	22	9/10	90	6	15	21	18	15	17		14	9	45	9.0
9	CHESTA Alejandra	5	124	24:56	17/53	32	10/28	36	7/25	28	2/3	67	3	16	19	5	10	8	2	12	7	43	8.6
10	GATTI Paula	5	132	26:31	14/29	48	6/11	55	8/18	44	3/5	60	1	5	6	7	6	8		16	11	39	7.8
14	FERNANDEZ Florencia	5	90	18:09	13/31	42	13/31	42			6/7	86	5	15	20	6	7	2	8	20	8	32	6.4
15	SAENZ Anastasia	5	93	18:43	12/37	32	11/35	31	1/2	50	3/7	43	6	12	18	1	15	6	1	10	6	28	5.6
13	LANDRA Constanza	4	52	13:06	8/15	53	8/14	57	0/1	0	3/5	60	10	6	16	1	4		2	8	4	19	4.8
5	CAVA Mariana	3	22	07:30	3/6	50	1/3	33	2/3	67	5/6	83		1	1	2	2	1		3	3	13	4.3
8	PAVON Sandra	3	71	23:54	4/11	36	3/6	50	1/5	20	3/5	60	1	6	7	4	5	3		7	5	12	4.0
12	FERNANDEZ Alejandra	5	57	11:27	4/10	40	3/7	43	1/3	33	0/3	0	1	2	3	1	2	1	1	12	3	9	1.8
6	CABAÑEZ Celeste	5	26	05:15	2/8	25	1/6	17	1/2	50	2/2	100	1		1	3	3	3		4	3	7	1.4
7	MAGGI Valentina	3	16	05:28	1/2	50	1/2	50						1	1	1	1				1	2	0.7
Team/Coach																							
Totals					123/319	39	90/217	41	33/102	32	51/73	70	49	112	161	60	85	56	14	113	87	330	66.0
Opponents					125/305	41	99/229	43	26/76	34	78/128	61	79	145	224	58	104	59	18	89	108	354	70.8

AVERAGES PER GAME

	ARG	Opponents
Points from Turnovers	74	59
Points in the Paint	150	156
Second Chance Points	33	69
Fast Break Points	40	32

	ARG	Opponents
Total Field Goals Made	24.6	25.0
2 Points Field Goals Made	18.0	19.8
3 Points Field Goals Made	6.6	5.2
Free Throws Made	10.2	15.6
Offensive Rebounds	9.8	15.8
Defensive Rebounds	22.4	29.0
Total Rebounds	32.2	44.8
Assists	12.0	11.6
Fouls	22.6	17.8
Turnovers	17.0	20.8
Steals	11.2	11.8
Blocked Shots	2.8	3.6
Points from Turnovers	14.8	11.8
Points in the Paint	30.0	31.2
Second Chance Points	6.6	13.8
Fast Break Points	8.0	6.4

Legend:

%	Shooting Percentage	AS	Assists	BS	Blocked Shots	DR	Defensive Rebounds
FO	Fouls On	GP	Games Played	M/A	Made/Attempt	MIN	Minutes Played
MPG	Minutes Played Per Game	OR	Offensive Rebounds	PF	Fouls	PPG	Points Per Game
PTS	Points	ST	Steals	TO	Turnovers	TOT	Total Rebounds

Cumulative Statistics

Estadísticas Acumuladas / Estadísticas Cumulativas

MEX - MEXICO After 5 Games

No.	Name	GP	MIN	MPG	Field Goals		2 Points		3 Points		Free Throws		Rebounds			AS	TO	ST	BS	PF	FO	PTS	PPG
					M/A	%	M/A	%	M/A	%	M/A	%	OR	DR	TOT								
15	SILVA Brisa	5	166	33:16	28/74	38	22/48	46	6/26	23	5/6	83	5	21	26	15	15	14		12	8	67	13.4
13	GOMEZ Erika	5	153	30:36	23/75	31	17/46	37	6/29	21	12/15	80	3	13	16	4	23	4		12	21	64	12.8
7	GARCIA Abril	5	145	29:05	20/45	44	11/21	52	9/24	38	7/10	70	1	16	17	2	6	6		13	6	56	11.2
6	ARRIOLA Jennifer	5	72	14:30	9/20	45	9/20	45			4/8	50		8	8	1	5	3	1	12	6	22	4.4
9	RAMIREZ Taine	5	173	34:38	8/27	30	7/21	33	1/6	17	4/5	80	1	12	13	16	18	9		12	9	21	4.2
14	MACHUCA Lourdes	5	80	16:00	5/10	50	5/10	50			2/9	22	4	11	15		10	3		14	6	12	2.4
10	GUTIERREZ Fernanda	5	57	11:28	5/13	38	4/10	40	1/3	33	1/2	50	4	10	14	2	5	1	1	15	1	12	2.4
8	SALMAN Zazil	5	54	10:52	3/9	33	3/8	38	0/1	0	2/2	100	2	8	10	1	4	1	1	8	6	8	1.6
12	CARMONA Veronica	5	43	08:44	2/8	25	1/3	33	1/5	20	1/2	50		3	3	2	6	3		5	6	6	1.2
11	RAMOS Sandra	2	5	02:43	1/4	25	1/2	50	0/2	0				1	1					1		2	1.0
4	DELGADO Alejandra	5	48	09:37	0/12	0	0/9	0	0/3	0	1/2	50	1	3	4		2	2		1	3	1	0.2
5	VILLAVICENCIO Viridiana	2	19	09:38	0/1	0	0/1	0												2		0	0.0
Team/Coach																							
Totals					104/298	35	80/199	40	24/99	24	39/61	64	31	126	157	43	94	46	3	107	72	271	54.2
Opponents					127/326	39	107/237	45	20/89	22	75/131	57	86	166	252	60	87	47	13	77	104	349	69.8

AVERAGES PER GAME

	MEX	Opponents
Points from Turnovers	61	78
Points in the Paint	110	158
Second Chance Points	21	72
Fast Break Points	39	42

	MEX	Opponents
Total Field Goals Made	20.8	25.4
2 Points Field Goals Made	16.0	21.4
3 Points Field Goals Made	4.8	4.0
Free Throws Made	7.8	15.0
Offensive Rebounds	6.2	17.2
Defensive Rebounds	25.2	33.2
Total Rebounds	31.4	50.4
Assists	8.6	12.0
Fouls	21.4	15.4
Turnovers	18.8	17.4
Steals	9.2	9.4
Blocked Shots	0.6	2.6
Points from Turnovers	12.2	15.6
Points in the Paint	22.0	31.6
Second Chance Points	4.2	14.4
Fast Break Points	7.8	8.4

Legend:

%	Shooting Percentage	AS	Assists	BS	Blocked Shots	DR	Defensive Rebounds
FO	Fouls On	GP	Games Played	M/A	Made/Attempt	MIN	Minutes Played
MPG	Minutes Played Per Game	OR	Offensive Rebounds	PF	Fouls	PPG	Points Per Game
PTS	Points	ST	Steals	TO	Turnovers	TOT	Total Rebounds

Cumulative Statistics

Estadísticas Acumuladas / Estatísticas Cumulativas

JAM - JAMAICA After 5 Games

No.	Name	GP	MIN	MPG	Field Goals		2 Points		3 Points		Free Throws		Rebounds			AS	TO	ST	BS	PF	FO	PTS	PPG
					M/A	%	M/A	%	M/A	%	M/A	%	OR	DR	TOT								
13	GIDDEN Vanessa	5	121	24:18	21/52	40	21/52	40			30/43	70	23	18	41	2	14	4		6	27	72	14.4
4	EDWARDS Simone	5	159	31:55	25/49	51	25/49	51			15/25	60	16	32	48	3	14	4	6	11	20	65	13.0
10	MESSAM Erika	5	137	27:33	13/44	30	6/21	29	7/23	30	2/6	33	4	8	12	7	8	5		6	9	35	7.0
11	PITTERSON Oberon	5	107	21:26	12/44	27	11/37	30	1/7	14	6/10	60	15	23	38	9	20	6		9	9	31	6.2
6	LOUDEN Nicole	5	93	18:45	8/32	25	7/22	32	1/10	10	5/9	56	2	5	7	10	12	7		14	10	22	4.4
5	WILLIAMS Demoya	5	64	12:56	7/15	47	6/12	50	1/3	33	2/4	50	2	7	9	2	6	1	1	7	2	17	3.4
7	JACKSON Simone	5	100	20:07	6/25	24	6/22	27	0/3	0	1/2	50	4	18	22	4	5	4		7	7	13	2.6
9	WILES Sharon	5	57	11:34	4/19	21	3/16	19	1/3	33	4/6	67	7	4	11	2	8	3		3	4	13	2.6
15	BYFIELD Althea	5	53	10:47	4/13	31	4/13	31			3/3	100	9	15	24	1	3	3	4	7	2	11	2.2
12	BENNETT Kimberly	5	28	05:47	2/8	25	2/8	25			5/7	71	2	1	3	1	2			6	4	9	1.8
8	AIKENS Rashida	5	38	07:44	2/11	18	0/2	0	2/9	22	2/2	100		3	3	1	2	1		3	2	8	1.6
14	RICHMAN Rebecca	5	30	06:04	1/7	14	1/6	17	0/1	0	3/4	75	1	3	4	2	4	1		3	5	5	1.0
Team/Coach																							
Totals					105/319	33	92/260	35	13/59	22	78/121	64	95	146	241	44	99	39	11	82	101	301	60.2
Opponents					124/306	41	99/215	46	25/91	27	48/71	68	33	125	158	56	79	65	13	104	80	321	64.2

AVERAGES PER GAME

	JAM	Opponents
Points from Turnovers	52	85
Points in the Paint	142	160
Second Chance Points	88	13
Fast Break Points	20	62

	JAM	Opponents
Total Field Goals Made	21.0	24.8
2 Points Field Goals Made	18.4	19.8
3 Points Field Goals Made	2.6	5.0
Free Throws Made	15.6	9.6
Offensive Rebounds	19.0	6.6
Defensive Rebounds	29.2	25.0
Total Rebounds	48.2	31.6
Assists	8.8	11.2
Fouls	16.4	20.8
Turnovers	19.8	15.8
Steals	7.8	13.0
Blocked Shots	2.2	2.6
Points from Turnovers	10.4	17.0
Points in the Paint	28.4	32.0
Second Chance Points	17.6	2.6
Fast Break Points	4.0	12.4

Legend:

%	Shooting Percentage	AS	Assists	BS	Blocked Shots	DR	Defensive Rebounds
FO	Fouls On	GP	Games Played	M/A	Made/Attempt	MIN	Minutes Played
MPG	Minutes Played Per Game	OR	Offensive Rebounds	PF	Fouls	PPG	Points Per Game
PTS	Points	ST	Steals	TO	Turnovers	TOT	Total Rebounds

Overall Team Statistics

Estadísticas Generales del Equipo / Estatísticas Gerais da Equipe
As of 24 JUL 2007

Team	GP		Field Goals		2 Points		3 Points		Free Throws		Rebounds			AS	TO	ST	BS	PF	PTS	PPG
			M/A	%	M/A	%	M/A	%	M/A	%	OR	DR	TOT							
ARG	5	For	123/319	39	90/217	41	33/102	32	51/73	70	49	112	161	60	85	56	14	113	330	66.0
		Agn	125/305	41	99/229	43	26/76	34	78/128	61	79	145	224	58	104	59	18	89	354	70.8
BRA	5	For	145/310	47	117/213	55	28/97	29	73/115	63	48	127	175	62	76	56	9	83	391	78.2
		Agn	119/298	40	89/222	40	30/76	39	47/67	70	48	126	174	37	103	39	7	97	315	63.0
CAN	5	For	111/285	39	84/201	42	27/84	32	54/71	76	45	132	177	44	89	37	8	92	303	60.6
		Agn	120/296	41	94/217	43	26/79	33	57/96	59	57	123	180	44	80	48	7	85	323	64.6
COL	5	For	107/295	36	92/227	41	15/68	22	54/120	45	68	120	188	40	93	55	18	71	283	56.6
		Agn	142/332	43	106/233	45	36/99	36	35/53	66	56	137	193	78	90	57	13	104	355	71.0
CUB	5	For	125/309	40	95/220	43	30/89	34	67/96	70	51	142	193	55	93	55	12	86	347	69.4
		Agn	125/325	38	100/235	43	25/90	28	63/95	66	55	126	181	43	79	44	12	83	338	67.6
JAM	5	For	105/319	33	92/260	35	13/59	22	78/121	64	95	146	241	44	99	39	11	82	301	60.2
		Agn	124/306	41	99/215	46	25/91	27	48/71	68	33	125	158	56	79	65	13	104	321	64.2
MEX	5	For	104/298	35	80/199	40	24/99	24	39/61	64	31	126	157	43	94	46	3	107	271	54.2
		Agn	127/326	39	107/237	45	20/89	22	75/131	57	86	166	252	60	87	47	13	77	349	69.8
USA	5	For	157/331	47	115/242	48	42/89	47	56/91	62	74	142	216	72	82	54	16	93	412	82.4
		Agn	95/278	34	71/191	37	24/87	28	69/107	64	47	99	146	44	89	39	8	88	283	56.6
Totals	20		977/2466	40	765/1779	43	212/687	31	472/748	63	461	1047	1508	420	711	398	91	727	2638	131.9
Avg. per Game			50/ 123		38/ 90		12/ 34		25/ 37		23	52	75	21	37	21	6	36	131.9	

Legend:

%	Shooting Percentage	Agn	Against	AS	Assists	Avg	Average
BS	Blocked Shots	DR	Defensive Rebounds	GP	Games Played	M/A	Made/Attempt
OR	Offensive Rebounds	PF	Fouls	PPG	Points Per Game	PTS	Points
ST	Steals	TO	Turnovers	TOT	Total Rebounds		

Team Statistics

Estadísticas del Equipo / Estatística das Equipes

As of 24 JUL 2007

TOTAL FIELD GOALS %

Rk	Team	GP	M/A	%
1	USA	5	157/331	47.4
2	BRA	5	145/310	46.8
3	CUB	5	125/309	40.5
4	CAN	5	111/285	38.9
5	ARG	5	123/319	38.6
6	COL	5	107/295	36.3
7	MEX	5	104/298	34.9
8	JAM	5	105/319	32.9

2 POINTS FIELD GOALS %

Rk	Team	GP	M/A	%
1	BRA	5	117/213	54.9
2	USA	5	115/242	47.5
3	CUB	5	95/220	43.2
4	CAN	5	84/201	41.8
5	ARG	5	90/217	41.5
6	COL	5	92/227	40.5
7	MEX	5	80/199	40.2
8	JAM	5	92/260	35.4

3 POINTS FIELD GOALS %

Rk	Team	GP	M/A	%
1	USA	5	42/89	47.2
2	CUB	5	30/89	33.7
3	ARG	5	33/102	32.3
4	CAN	5	27/84	32.1
5	BRA	5	28/97	28.9
6	MEX	5	24/99	24.2
7	COL	5	15/68	22.1
8	JAM	5	13/59	22.0

FREE THROWS %

Rk	Team	GP	M/A	%
1	CAN	5	54/71	76.0
2	ARG	5	51/73	69.9
3	CUB	5	67/96	69.8
4	JAM	5	78/121	64.5
5	MEX	5	39/61	63.9
6	BRA	5	73/115	63.5
7	USA	5	56/91	61.5
8	COL	5	54/120	45.0

POINTS FOR

Rk	Team	GP	Total	Avg
1	USA	5	412	82.4
2	BRA	5	391	78.2
3	CUB	5	347	69.4
4	ARG	5	330	66.0
5	CAN	5	303	60.6
6	JAM	5	301	60.2
7	COL	5	283	56.6
8	MEX	5	271	54.2

POINTS AGAINST

Rk	Team	GP	Total	Avg
1	USA	5	283	56.6
2	BRA	5	315	63.0
3	JAM	5	321	64.2
4	CAN	5	323	64.6
5	CUB	5	338	67.6
6	MEX	5	349	69.8
7	ARG	5	354	70.8
8	COL	5	355	71.0

REBOUNDS

Rk	Team	GP	Off	Def	Total	Avg
1	JAM	5	95	146	241	48.2
2	USA	5	74	142	216	43.2
3	CUB	5	51	142	193	38.6
4	COL	5	68	120	188	37.6
5	CAN	5	45	132	177	35.4
6	BRA	5	48	127	175	35.0
7	ARG	5	49	112	161	32.2
8	MEX	5	31	126	157	31.4

ASSISTS

Rk	Team	GP	Total	Avg
1	USA	5	72	14.4
2	BRA	5	62	12.4
3	ARG	5	60	12.0
4	CUB	5	55	11.0
5	CAN	5	44	8.8
5	JAM	5	44	8.8
7	MEX	5	43	8.6
8	COL	5	40	8.0

FOULS

Rk	Team	GP	Total	Avg
1	ARG	5	113	22.6
2	MEX	5	107	21.4
3	USA	5	93	18.6
4	CAN	5	92	18.4
5	CUB	5	86	17.2
6	BRA	5	83	16.6
7	JAM	5	82	16.4
8	COL	5	71	14.2

TURNOVERS

Rk	Team	GP	Total	Avg
1	JAM	5	99	19.8
2	MEX	5	94	18.8
3	COL	5	93	18.6
3	CUB	5	93	18.6
5	CAN	5	89	17.8
6	ARG	5	85	17.0
7	USA	5	82	16.4
8	BRA	5	76	15.2

STEALS

Rk	Team	GP	Total	Avg
1	ARG	5	56	11.2
1	BRA	5	56	11.2
3	COL	5	55	11.0
3	CUB	5	55	11.0
5	USA	5	54	10.8
6	MEX	5	46	9.2
7	JAM	5	39	7.8
8	CAN	5	37	7.4

BLOCKED SHOTS

Rk	Team	GP	Total	Avg
1	COL	5	18	3.6
2	USA	5	16	3.2
3	ARG	5	14	2.8
4	CUB	5	12	2.4
5	JAM	5	11	2.2
6	BRA	5	9	1.8
7	CAN	5	8	1.6
8	MEX	5	3	0.6

Legend:

%	Shooting Percentage	Avg	Average per Game	Def	Defensive Rebounds	GP	Games Played
M/A	Made/Attempt	Off	Offensive Rebounds	Rk	Rank		

Individual Statistics

Estadística Individual / Estatísticas Individuais

As of 24 JUL 2007

POINTS (by average)

Rk	Name	Team	GP	Total	Avg
1	ARIAS Y	COL	5	94	18.8
2	JACINTO M	BRA	5	87	17.4
3	ARCAIN J	BRA	5	86	17.2
4	PAOLETTA M	ARG	5	81	16.2
5	GIDDEN V	JAM	5	72	14.4
5	PINTO A	BRA	5	72	14.4
7	BOULET Y	CUB	5	71	14.2
8	GABRIELE T	CAN	5	70	14.0
9	SILVA B	MEX	5	67	13.4
10	EDWARDS S	JAM	5	65	13.0

POINTS (by total)

Rk	Name	Team	GP	Avg	Total
1	ARIAS Y	COL	5	18.8	94
2	JACINTO M	BRA	5	17.4	87
3	ARCAIN J	BRA	5	17.2	86
4	PAOLETTA M	ARG	5	16.2	81
5	GIDDEN V	JAM	5	14.4	72
5	PINTO A	BRA	5	14.4	72
7	BOULET Y	CUB	5	14.2	71
8	GABRIELE T	CAN	5	14.0	70
9	SILVA B	MEX	5	13.4	67
10	EDWARDS S	JAM	5	13.0	65

REBOUNDS

Rk	Name	Team	GP	Off	Def	Total	Avg
1	BOULET Y	CUB	5	11	41	52	10.4
2	EDWARDS S	JAM	5	16	32	48	9.6
3	TORRES L	COL	5	12	33	45	9.0
4	GIDDEN V	JAM	5	23	18	41	8.2
5	PITTERSON O	JAM	5	15	23	38	7.6
5	SANTOS K	BRA	5	9	29	38	7.6
7	ANOSIKE N	USA	5	7	25	32	6.4
8	ARCAIN J	BRA	5	7	24	31	6.2
9	ROBLEDO H	COL	5	10	20	30	6.0
10	PLUTIN Y	CUB	3	4	14	18	6.0

ASSISTS

Rk	Name	Team	GP	Total	Avg
1	NICOLINI L	ARG	5	18	3.6
2	GABRIELE T	CAN	5	17	3.4
2	PINTO A	BRA	5	17	3.4
4	RAMIREZ T	MEX	5	16	3.2
5	SILVA B	MEX	5	15	3.0
6	GELIS O	CUB	4	11	2.8
7	JACINTO M	BRA	5	11	2.2
7	PAOLETTA M	ARG	5	11	2.2
9	ARCAIN J	BRA	5	10	2.0
9	HORNBUCKLE A	USA	5	10	2.0

3 more players tied

BLOCKED SHOTS

Rk	Name	Team	GP	Total	Avg
1	TORRES L	COL	5	13	2.6
2	BOULET Y	CUB	5	10	2.0
3	FERNANDEZ F	ARG	5	8	1.6
4	ADAMS J	CAN	5	6	1.2
4	ANOSIKE N	USA	5	6	1.2
4	EDWARDS S	JAM	5	6	1.2
7	APPEL J	USA	5	5	1.0
8	BYFIELD A	JAM	5	4	0.8
9	ZAKRZESKI S	BRA	5	3	0.6
10	LANDRA C	ARG	4	2	0.5

FOULS ON

Rk	Name	Team	GP	Total	Avg
1	GIDDEN V	JAM	5	27	5.4
1	PAOLETTA M	ARG	5	27	5.4
3	ARCAIN J	BRA	5	24	4.8
3	TORRES L	COL	5	24	4.8
5	SANTOS K	BRA	5	22	4.4
6	GOMEZ E	MEX	5	21	4.2
7	EDWARDS S	JAM	5	20	4.0
8	ARIAS Y	COL	5	18	3.6
8	BOULET Y	CUB	5	18	3.6
10	GELIS O	CUB	4	13	3.3

STEALS

Rk	Name	Team	GP	Total	Avg
1	NICOLINI L	ARG	5	17	3.4
2	SILVA B	MEX	5	14	2.8
3	ARCAIN J	BRA	5	13	2.6
3	JACINTO M	BRA	5	13	2.6
3	PINTO A	BRA	5	13	2.6
3	TORRES L	COL	5	13	2.6
7	DIAZ E	COL	5	12	2.4
8	ANOSIKE N	USA	5	11	2.2
9	ROBLEDO H	COL	5	10	2.0
10	RAMIREZ T	MEX	5	9	1.8

1 more players tied

TURNOVERS

Rk	Name	Team	GP	Total	Avg
1	GABRIELE T	CAN	5	23	4.6
1	GOMEZ E	MEX	5	23	4.6
3	ROBLEDO H	COL	5	21	4.2
4	ARIAS Y	COL	5	20	4.0
4	PITTERSON O	JAM	5	20	4.0
6	PLUTIN Y	CUB	3	12	4.0
7	RAMIREZ T	MEX	5	18	3.6
8	GELIS O	CUB	4	14	3.5
9	PINTO A	BRA	5	17	3.4
10	NICOLINI L	ARG	5	15	3.0

4 more players tied

Individual Statistics

Estadística Individual / Estatísticas Individuais

As of 24 JUL 2007

TOTAL FIELD GOALS % (8 attempts/game minimum)

Rk	Name	Team	GP	M/A	%
1	SANTOS K	BRA	5	23/39	59.0
2	HUMPHREY N	USA	5	21/38	55.3
3	ARIAS Y	COL	5	41/78	52.6
4	JACINTO M	BRA	5	34/65	52.3
5	PLUTIN Y	CUB	3	17/33	51.5
6	EDWARDS S	JAM	5	25/49	51.0
7	McCOUGHTRY A	USA	5	25/50	50.0
8	AJAVON M	USA	5	21/43	48.8
9	ANOSIKE N	USA	5	18/38	47.4
10	ARCAIN J	BRA	5	29/63	46.0

TOTAL FIELD GOALS MADE

Rk	Name	Team	GP	Total	Avg
1	ARIAS Y	COL	5	41	8.2
2	JACINTO M	BRA	5	34	6.8
3	ARCAIN J	BRA	5	29	5.8
4	PLUTIN Y	CUB	3	17	5.7
5	PAOLETTA M	ARG	5	28	5.6
5	SILVA B	MEX	5	28	5.6
7	BOULET Y	CUB	5	27	5.4
8	EDWARDS S	JAM	5	25	5.0
8	GABRIELE T	CAN	5	25	5.0
8	McCOUGHTRY A	USA	5	25	5.0

1 more players tied

2 POINTS FIELD GOALS MADE

Rk	Name	Team	GP	Total	Avg
1	ARIAS Y	COL	5	41	8.2
2	JACINTO M	BRA	5	32	6.4
3	BOULET Y	CUB	5	27	5.4
4	PLUTIN Y	CUB	3	16	5.3
5	ARCAIN J	BRA	5	26	5.2
6	EDWARDS S	JAM	5	25	5.0
7	SANTOS K	BRA	5	23	4.6
8	SILVA B	MEX	5	22	4.4
9	GIDDEN V	JAM	5	21	4.2
10	ANOSIKE N	USA	5	18	3.6

2 more players tied

3 POINTS FIELD GOALS MADE

Rk	Name	Team	GP	Total	Avg
1	PINTO A	BRA	5	15	3.0
2	GABRIELE T	CAN	5	13	2.6
3	HUMPHREY N	USA	5	10	2.0
3	PAOLETTA M	ARG	5	10	2.0
5	GARCIA A	MEX	5	9	1.8
5	SORIA Y	CUB	5	9	1.8
7	GATTI P	ARG	5	8	1.6
8	AJAVON M	USA	5	7	1.4
8	AVILA S	CUB	5	7	1.4
8	CHESTA A	ARG	5	7	1.4

4 more players tied

FREE THROWS MADE

Rk	Name	Team	GP	Total	Avg
1	GIDDEN V	JAM	5	30	6.0
2	ARCAIN J	BRA	5	25	5.0
3	BOULET Y	CUB	5	17	3.4
3	JACINTO M	BRA	5	17	3.4
5	EDWARDS S	JAM	5	15	3.0
5	PAOLETTA M	ARG	5	15	3.0
7	THOMAS M	USA	3	8	2.7
8	GELIS O	CUB	4	10	2.5
9	ARIAS Y	COL	5	12	2.4
9	CROOKS S	CAN	5	12	2.4

3 more players tied

3 POINTS FIELD GOALS % (2 attempts/game minimum)

Rk	Name	Team	GP	M/A	%
1	McCOUGHTRY A	USA	5	7/10	70.0
2	HUMPHREY N	USA	5	10/16	62.5
3	GABRIELE T	CAN	5	13/22	59.1
4	FOX E	USA	4	5/9	55.6
5	SORIA Y	CUB	5	9/18	50.0
6	GELIS O	CUB	4	3/6	50.0
7	AJAVON M	USA	5	7/15	46.7
8	COLEMAN M	USA	5	6/13	46.2
9	GATTI P	ARG	5	8/18	44.4
10	OQUENDO L	CUB	3	2/5	40.0

FREE THROWS % (3 attempts/game minimum)

Rk	Name	Team	GP	M/A	%
1	SORIA Y	CUB	5	12/13	92.3
2	JACINTO M	BRA	5	17/21	81.0
3	GOMEZ E	MEX	5	12/15	80.0
4	ARCAIN J	BRA	5	25/32	78.1
5	PAOLETTA M	ARG	5	15/20	75.0
6	CROOKS S	CAN	5	12/16	75.0
7	COLEMAN M	USA	5	11/15	73.3
8	BOULET Y	CUB	5	17/24	70.8
9	GIDDEN V	JAM	5	30/43	69.8
10	GELIS O	CUB	4	10/15	66.7

Note:

All Players eligible for these statistics must have played at least 50% of all games

Legend:

%	Shooting Percentage	Avg	Average per Game	Def	Defensive Rebounds	GP	Games Played
M/A	Made/Attempt	Off	Offensive Rebounds	Rk	Rank		

Medallists

Medallistas / Medalhistas

GOLD	SILVER	BRONZE
<p>BRA-BRASIL</p> <p>4 MACHADO Marcelo 5 DOS SANTOS Wellington 6 DA ROSA Murilo 7 REIS Marcus 8 HUERTAS Marcelo 9 SILVA Valter 10 GARCIA Alex 11 TEICHMANN Guilherme 12 TORRES Caio 13 BATISTA João Paulo 14 VINICIUS Marcus 15 PRESTES Paulo</p>	<p>PUR-PUERTO RICO</p> <p>4 RAMOS Peter John 5 BAREA Jose Juan 6 GUZMAN Ansel 7 BERDIEL Miguel 8 JONES Joel Martin 9 CARMONA Alejandro 10 COLON Gabriel 11 SANCHEZ Ricardo 12 REYES Angelo 13 VELENZUELA Hector 14 LEE Carmelo 15 NARVAEZ Manuel</p>	<p>URU-URUGUAY</p> <p>4 MARTINEZ Fernando 5 TABOADA Emilio 6 AGUIAR Mauricio 7 BARRERA Gustavo 8 MAZZARINO Nicolas 9 CHARQUERO Claudio 10 GARCIA MORALES Leandro 11 OSIMANI Martin 12 PAEZ Gaston 13 SILVEIRA Juan Pablo 14 IZAGUIRRE Sebastian 15 BATISTA Esteban</p>

Final Standings

Posiciones finales / Posições Finais

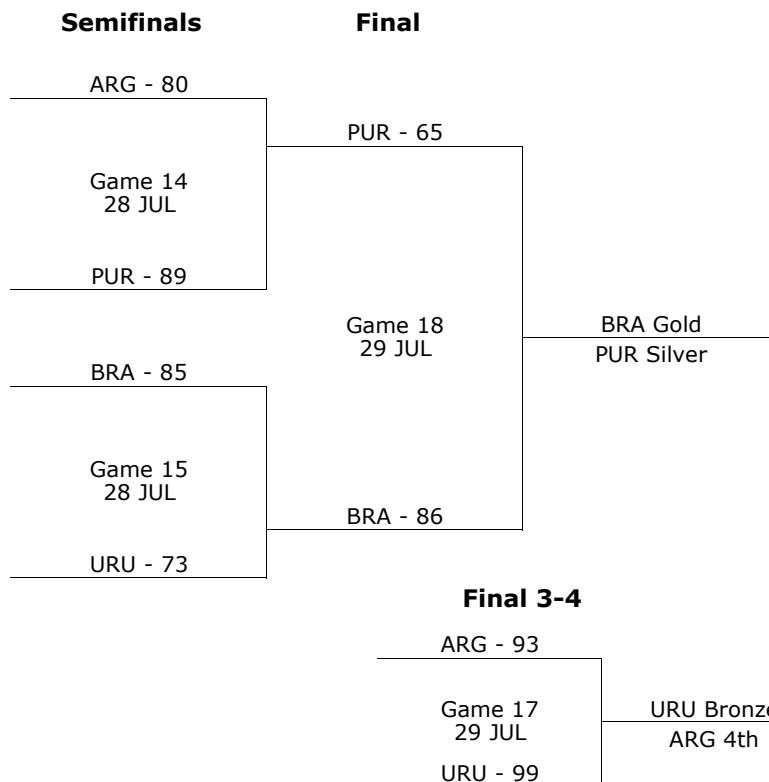
As of 29 JUL 2007

Group A						Games			Points		Class.
Rank		BRA	PUR	ISV	CAN	Played	Won	Lost	For	Against	Points
1	BRA	--	97-94	86-81	98-63	3	3	0	281	238	6
2	PUR	94-97	--	62-57	82-63	3	2	1	238	217	5
3	ISV	81-86	57-62	--	74-67	3	1	2	212	215	4
4	CAN	63-98	63-82	67-74	--	3	0	3	193	254	3

Group B						Games			Points		Class.
Rank		ARG	URU	PAN	USA	Played	Won	Lost	For	Against	Points
1	ARG	--	71-69	76-71	71-74	3	2	1	218	214	5
2	URU	69-71	--	76-68	81-72	3	2	1	226	211	5
3	PAN	71-76	68-76	--	75-67	3	1	2	214	219	4
4	USA	74-71	72-81	67-75	--	3	1	2	213	227	4

Classification 5th-8th		
Game	Teams	Result
Game 13	PAN vs CAN	68-67
Game 16	ISV vs USA	58-84

Final Phase		
Game	Teams	Result
Bronze Medal	ARG vs URU	93-99
Gold Medal	PUR vs BRA	65-86
Classification 5th-6th	PAN vs USA	74-77
Classification 7th-8th	CAN vs ISV	69-60



Final Standings				
Medal	Rank	Team	GP	W-L
Gold	1	BRA	5	5-0
Silver	2	PUR	5	3-2
Bronze	3	URU	5	3-2
	4	ARG	5	2-3
	5	USA	5	3-2
	6	PAN	5	2-3
	7	CAN	5	1-4
	8	ISV	5	1-4

Legend:
GP Games Played W-L Win-Loss

Team Roster

Formacion del Equipo / Escalação das Equipes

ARG - ARGENTINA

As of 24 JUL 2007 at 23:25

No.	Name	Pos	Height m/ft in	Date of Birth	Club - Season 06/07
4	SUCATZKY Facundo	G	1.80/5'11"	09 APR 1972	MINAS TENIS, BRA
5	GARCIA Diego	G	1.89/6'2"	15 SEP 1979	BURGOS, ESP
6	MIKULAS Gabriel	F	2.01/6'7"	03 JAN 1981	PEÑAROL, ARG
7	LOGRIPPO Diego (C)	F	2.00/6'7"	22 JAN 1978	BURGOS, ESP
8	CEQUEIRA Luis	G	1.80/5'11"	04 FEB 1985	BOCA JUNIORS, ARG
9	SANDES Matias	F	2.00/6'7"	14 JUN 1984	TAU, ESP
10	GONZALEZ Roman	C	2.11/6'11"	28 JAN 1978	PEÑAROL , ARG
11	LEIVA Martin	C	2.08/6'10"	23 APR 1980	BOCA JUNIORS, ARG
12	PRATO Patricio	F	1.92/6'4"	24 NOV 1979	SEBASTIAN RIETTI, ITA
13	BULFONI Javier	F	1.92/6'4"	26 SEP 1976	CLIMALIA LEON, ESP
14	MAINOLDI Leonardo	F	2.04/6'8"	04 MAR 1978	LLEIDA, ESP
15	BYRO Mariano	G	1.92/6'4"	01 APR 1982	SIONISTA-ENTRE RIOS, ARG

Team Average 1.96/6'5"

Coach GARCIA Gonzalo
Assistant Coach BUALO Carlos
Assistant Coach MARTELLINI Fernando

Team uniform colour:
Light: WHITE
Dark: BLUE

Note:
 Number of international games played provided by NOC

Legend:
(C) Captain **C** Centre **F** Forward **G** Guard
Pos Playing Position

Team Roster

Formacion del Equipo / Escalação das Equipes

BRA - BRASIL

As of 24 JUL 2007 at 23:21

No.	Name	Pos	Height m/ft in	Date of Birth	Club - Season 06/07
4	MACHADO Marcelo (C)	F/G	2.00/6'7"	12 APR 1975	ZALGIRIS KAUNAS, LIT
5	DOS SANTOS Welington	G	1.86/6'1"	21 JAN 1981	UNIVERSO BRB, BRA
6	DA ROSA Murilo	C	2.11/6'11"	14 JUL 1983	FRANCA, BRA
7	REIS Marcus	F	2.03/6'8"	10 JUL 1986	CB TARRAGONA 2016, ESP
8	HUERTAS Marcelo	G	1.91/6'3"	25 JUN 1983	JOVENTUT DE BADALONA, ESP
9	SILVA Valter	G	1.87/6'2"	31 JAN 1977	UNITRI/CONVERSE, BRA
10	GARCIA Alex	F/G	1.90/6'3"	04 MAR 1980	UNVERSO/BRB, BRA
11	TEICHMANN Guilherme	F	2.04/6'8"	03 SEP 1983	WINNER/LIMEIRA, BRA
12	TORRES Caio	C	2.11/6'11"	03 JUN 1987	MMT ESTUDIANTES, ESP
13	BATISTA João Paulo	C	2.05/6'9"	29 OCT 1981	LEITUVOS RYTAS, LIT
14	VINICIUS Marcus	F	2.07/6'9"	31 MAY 1984	NEW ORLEANS HORNETS, USA
15	PRESTES Paulo	C	2.08/6'10"	15 FEB 1988	C. RINCON AXARQUIA, ESP

Team Average **2.00/6'7"**

Coach FERREIRA Aluisio
Assistant Coach DAVIS FURTADO Flavio
Assistant Coach GUERRA Jorge

Team uniform colour:
Light: YELLOW
Dark: BLUE

Note:
Number of international games played provided by NOC

Legend:
(C) Captain C Centre F Forward G Guard
Pos Playing Position



Rio Multipurpose Arena
Arena Multiuso
Arena Multi-uso

Basketball
Baloncesto / Basquetebol

Men
Masculino / Masculino

Team Roster

Formacion del Equipo / Escalação das Equipes

CAN - CANADA

As of 24 JUL 2007 at 23:21

No.	Name	Pos	Height m/ft in	Date of Birth	Club - Season 06/07
4	JEANTY Osvaldo	G	1.82/6'0"	01 AUG 1983	CARLETON, CAN
5	ANDERSON Jermaine	G	1.85/6'1"	08 FEB 1983	POLPAK, POL
6	BELL Ryan	G	1.90/6'3"	17 APR 1984	CARLETON, CAN
7	LARMAND Paul	G	1.98/6'6"	27 JUL 1980	QUEBEC CITY, CAN
8	THOMAS Sheray	F	2.00/6'7"	04 OCT 1984	KENTUCKY, USA
9	BREMPONG Rans	F	2.02/6'8"	22 JUL 1981	MATRIX MAGIXX, HOL
10	RAUTINS Andy	G	1.94/6'4"	02 NOV 1986	SYRACUSE, USA
11	DOORNEKAMP Aaron	F	1.98/6'6"	05 DEC 1985	CARLETON, CAN
12	WADE YOUNG Jesse (C)	F	2.06/6'9"	29 APR 1980	JOVENTUT, ESP
13	BUCKNOR Jermaine	F	2.00/6'7"	01 NOV 1983	POLPAK, POL
14	DENISON Sean	C	2.08/6'10"	26 AUG 1985	SANTA CLARA, USA
15	KULJANIN Vlad	C	2.06/6'9"	02 APR 1985	UNC Wilmington, USA

Team Average **1.97/6'6"**

Coach RAUTINS Leo
Assistant Coach SMART Dave

Team uniform colour:
Light: WHITE
Dark: RED

Note:
Number of international games played provided by NOC

Legend:
(C) Captain C Centre F Forward G Guard
Pos Playing Position

Team Roster

Formacion del Equipo / Escalação das Equipes

ISV - US VIRGIN ISLANDS

As of 24 JUL 2007 at 23:21

No.	Name	Pos	Height m/ft in	Date of Birth	Club - Season 06/07
4	HODGE Steven	G	1.86/6'1"	07 SEP 1977	EDWARD WALTER, USA
5	SHEPPARD Kevin (C)	G	1.83/6'0"	17 SEP 1979	MARATONISTA RUNERS, PUR
6	KRAUSER Carl	G	1.86/6'1"	13 MAY 1981	OLEDENBURG, GER
7	VICTOR Cuthbert	F	1.95/6'5"	30 JAN 1983	ALERTA CANTABRIA, ESP
8	HEYWOOD Jameel	F	1.98/6'6"	19 MAR 1977	
9	EDWIN Jason	G	1.95/6'5"	24 JUN 1981	FC SCHALKE, GER
10	MILLER Darnell	G	1.95/6'5"	24 MAY 1982	ELENNARD, FRA
11	GREGORY Kaylen	F/G	1.90/6'3"	30 OCT 1986	
12	FRANCIS Akeem	F	1.98/6'6"	31 OCT 1983	COLUMBUS STATE, USA
13	THOMAS Carl	F	2.03/6'8"	07 SEP 1976	MARINOS, VEN
14	RHYMER Kitwana	C	2.08/6'10"	22 MAY 1978	GUAROS DE LARA, VEN
15	ELEGAR Frank	C	2.06/6'9"	03 DEC 1986	DREXEL UNIVERSITY, USA

Team Average 1.95/6'5"

Coach ANDERSON Tevester
Assistant Coach HARRICK James

Team uniform colour:
Light: WHITE/YELLOW
Dark: BLUE

Note:
Number of international games played provided by NOC

Legend:
(C) Captain C Centre F Forward G Guard
Pos Playing Position

Team Roster

Formacion del Equipo / Escalação das Equipes

PAN - PANAMA

As of 24 JUL 2007 at 23:21

No.	Name	Pos	Height m/ft in	Date of Birth	Club - Season 06/07
4	MUNOZ Joel	G	1.82/6'0"	24 JUN 1980	
5	PERALTA Jair Jamel	G	1.86/6'1"	05 JAN 1976	
6	PINNOCK Danilo	G	2.01/6'7"	11 DEC 1983	
7	GOMEZ TORRES Maximiliano	F/G	1.98/6'6"	18 NOV 1975	
8	LEVY Jamaal	C	2.07/6'9"	08 JAN 1983	
9	CHAMBERS Jorsua	F/G	1.98/6'6"	11 JUN 1981	
10	DEGRACIA Reyjavick	F	2.04/6'8"	05 NOV 1981	
11	ISAAC Eduardo	G	1.92/6'4"	11 JUL 1980	
12	GOMEZ Dionisio	F	2.12/6'11"	07 JUL 1980	
13	TESIS Joel Isaac	C	2.12/6'11"	19 MAR 1987	
14	LLOREDA Jose	C	2.12/6'11"	10 NOV 1980	
15	SMITH Desmond	F	2.07/6'9"	12 NOV 1986	

Team Average 2.01/6'7"

Coach DUNCAN Vicente
Assistant Coach GALVEZ Mario

Team uniform colour:
Light: WHITE
Dark: RED

Note:
Number of international games played provided by NOC

Legend:

C	Centre	F	Forward	G	Guard	Pos	Playing Position
----------	--------	----------	---------	----------	-------	------------	------------------

Team Roster

Formacion del Equipo / Escalação das Equipes

PUR - PUERTO RICO

As of 26 JUL 2007 at 12:43

No.	Name	Pos	Height m/ft in	Date of Birth	Club - Season 06/07
4	RAMOS Peter John	C	2.21/7'3"	01 JAN 1984	WASHINGTON WIZARDS, USA
5	BAREA Jose Juan (C)	G	1.80/5'11"	26 JUN 1984	MAVERICKS, USA
6	GUZMAN Ansel	G	1.78/5'10"	20 MAY 1984	GRISES, PUR
7	BERDIEL Miguel	G	1.98/6'6"	24 DEC 1983	GRISES, PUR
8	JONES Joel Martin	F	2.01/6'7"	17 JUL 1981	BG KALSRUHE, GER
9	CARMONA Alejandro	G	1.96/6'5"	14 JUN 1983	VAQUEROS, PUR
10	COLON Gabriel	F/G	2.01/6'7"	20 DEC 1984	PONCE, PUR
11	SANCHEZ Ricardo	F	2.10/6'11"	06 JUL 1987	IDAHO STAMPEDE, PUR
12	REYES Angelo	C	2.03/6'8"	18 SEP 1981	GIGANTES, PUR
13	VELENZUELA Hector	F	2.06/6'9"	14 JAN 1982	CONQUISTADORES, PUR
14	LEE Carmelo	F	2.01/6'7"	07 JUN 1977	CONQUISTADORES, PUR
15	NARVAEZ Manuel	C	2.08/6'10"	18 DEC 1981	MARATONISTAS, PUR
Team Average			2.00/6'7"		

Coach CINTRON VEGA Manuel
Assistant Coach GONZALEZ Omar

Team uniform colour:
Light: WHITE
Dark: RED

Note:
 Number of international games played provided by NOC

Legend:
(C) Captain **C** Centre **F** Forward **G** Guard
Pos Playing Position

Team Roster

Formacion del Equipo / Escalação das Equipes

URU - URUGUAY

As of 24 JUL 2007 at 23:21

No.	Name	Pos	Height m/ft in	Date of Birth	Club - Season 06/07
4	MARTINEZ Fernando	G	1.75/5'9"	09 DEC 1979	MALVIN, URU
5	TABOADA Emilio	G	1.91/6'3"	11 MAY 1982	MALVIN, URU
6	AGUIAR Mauricio	F	1.97/6'6"	03 FEB 1983	SARDEGNA SASSARI, ITA
7	BARRERA Gustavo	G	1.91/6'3"	06 APR 1985	JOVENTUT DE BADALONA, ESP
8	MAZZARINO Nicolas (C)	G	1.83/6'0"	21 OCT 1975	CANTU, ITA
9	CHARQUERO Claudio	F	2.07/6'9"	22 JUL 1977	ILLESCAS, ESP
10	GARCIA MORALES Leandro	G	1.88/6'2"	27 JUN 1980	RACING, ARG
11	OSIMANI Martin	G	1.93/6'4"	22 MAY 1981	BIGUÁ, URU
12	PAEZ Gaston	F	2.07/6'9"	22 SEP 1979	DEFENSOR SPORTING, URU
13	SILVEIRA Juan Pablo	G	1.93/6'4"	03 MAR 1986	WEBER STATE U. UTHA, USA
14	IZAGUIRRE Sebastian	F	2.07/6'9"	04 DEC 1985	PAYSANDU, URU
15	BATISTA Esteban	F	2.08/6'10"	02 SEP 1983	ATLANTA HAWKS, USA
Team Average			1.95/6'5"		

Coach ESPASANDIN Alberto
Assistant Coach JAURI Gerardo

Team uniform colour:
Light: WHITE
Dark: L.BLUE

Note:
Number of international games played provided by NOC

Legend:
(C) Captain F Forward G Guard Pos Playing Position

Team Roster

Formacion del Equipo / Escalação das Equipes

USA - UNITED STATES of AMERICA

As of 24 JUL 2007 at 23:21

No.	Name	Pos	Height m/ft in	Date of Birth	Club - Season 06/07
4	MAYNOR Eric	G	1.89/6'2"	11 JUN 1987	VIRGINIA COMMONWEALTH U., USA
5	LOW Derrick	G	1.86/6'1"	21 MAR 1986	WASHINGTON UNIVERSITY, USA
6	REYNOLDS Scott	G	1.89/6'2"	10 OCT 1987	VILLANOVA UNIVERSITY, USA
7	NEITZEL Drew	G	1.83/6'0"	07 MAY 1985	MICHIGAN STATE UNIVERSITY, USA
8	WEAVER Kyle	F	1.98/6'6"	18 FEB 1986	WASHINGTON UNIVERSITY, USA
9	ELLINGTON Wayne	G	1.95/6'5"	29 NOV 1987	NORTH CAROLINA UNIVERSITY, USA
10	FOSTER Shane	F	2.01/6'7"	20 AUG 1986	VANDERBILT UNIVERSITY, USA
11	LEUNEN Maarten	F	2.10/6'11"	03 SEP 1985	OREGON UNIVERSITY, USA
12	GIST James	F	2.07/6'9"	26 OCT 1986	MARYLAND UNIVERSITY, USA
13	DORSEY Richard	F	2.10/6'11"	16 DEC 1983	MEMPHIS UNIVERSITY, USA
14	WHITE JR. Dewayne	F	2.10/6'11"	31 AUG 1986	INDIANA UNIVERSITY, USA
15	HIBBERT Roy	C	2.19/7'2"	11 DEC 1986	GEORGETOWN UNIVERSITY, USA

Team Average 2.00/6'7"

Coach WRIGHT Jay
Assistant Coach GOTTFRIED Mark
Assistant Coach JONES James

Team uniform colour:
Light: WHITE
Dark: NAVY BLUE

Note:
Number of international games played provided by NOC

Legend:
C Centre F Forward G Guard Pos Playing Position

Results

Resultados / Resultados

PUR 82 vs 63 CAN

Attendance: 3200

Referees: CHITI Alejandro (ARG)

Commissioner: FONTANA Gerardo (BRA)

Umpires: STICH Winston (USA); FARJADO Nemesio (PAN)

		Q1		Q2		Q3		Q4	
Scoring by 5 min intervals:	PUR	9	16	29	42	49	60	70	82
	CAN	8	15	23	30	38	45	53	63

PUR - PUERTO RICO

No.	Name	MIN	Field Goals		2 Points		3 Points		Free Throws		Rebounds			AS	TO	ST	BS	PF	FO	PTS
			M/A	%	M/A	%	M/A	%	M/A	%	OR	DR	TOT							
*4	RAMOS Peter John	21:22	3/5	60	3/5	60			3/6	50		4	4		2			1	4	9
*5	BAREA Jose Juan (C)	25:50	7/10	70	7/7	100	0/3	0	7/8	88	1	4	5	2	3	1		2	9	21
*9	CARMONA Alejandro	16:36	2/8	25	2/8	25					1	2	3					2		4
*12	REYES Angelo	21:29	2/5	40	2/5	40					2	6	8	2	2	1		3		4
*14	LEE Carmelo	24:58	1/5	20	0/1	0	1/4	25	1/4	25		5	5				1	3	3	4
6	GUZMAN Ansel	06:01	1/1	100	1/1	100					1	1	1					1		2
7	BERDIEL Miguel	22:38	1/3	33	0/1	0	1/2	50	1/2	50	1	3	4	3	2			1	2	4
8	JONES Joel Martin	18:04	5/10	50	4/8	50	1/2	50	2/2	100	1	3	4	2	1	1		2	2	13
10	COLON Gabriel	06:01	1/2	50	1/2	50			1/2	50		1	1						1	3
11	SANCHEZ Ricardo	19:09	4/7	57	1/2	50	3/5	60			1	1	2			1		2	1	11
13	VELENZUELA Hector	07:16	0/2	0	0/2	0			4/4	100	1	2	3		1	1		1	2	4
15	NARVAEZ Manuel	10:36	1/4	25	1/4	25			1/3	33	4	3	7		4			4	2	3
Team/Coach																				
Totals			28/62	45	22/46	48	6/16	38	20/31	65	12	37	49	10	15	5	1	22	26	82
Coach		CINTRON VEGA Manuel																		
Assistant Coach		GONZALEZ Omar																		

CAN - CANADA

No.	Name	MIN	Field Goals		2 Points		3 Points		Free Throws		Rebounds			AS	TO	ST	BS	PF	FO	PTS
			M/A	%	M/A	%	M/A	%	M/A	%	OR	DR	TOT							
*5	ANDERSON Jermaine	24:07	3/6	50	0/1	0	3/5	60	3/3	100	2	3	5	2				4	3	12
*9	BREMPPONG Rans	21:52	3/7	43	3/7	43			1/4	25		6	6	1	2	2	2	4	4	7
*10	RAUTINS Andy	31:51	4/13	31	2/2	100	2/11	18	3/4	75		2	2	1	2		1	3	2	13
*12	WADE YOUNG Jesse (C)	15:07	1/7	14	1/6	17	0/1	0			3	3	1					4	1	2
*13	BUCKNOR Jermaine	20:41	2/8	25	0/3	0	2/5	40			1	2	3		2			3	3	6
4	JEANTY Osvaldo	07:24	0/1	0			0/1	0				1	1	1				2	1	0
6	BELL Ryan	08:29	1/1	100	1/1	100						2	2					1		2
7	LARMAND Paul	18:25	2/11	18	2/4	50	0/7	0	1/2	50		1	1		1	2		2	2	5
8	THOMAS Sheray	10:56	2/3	67	2/3	67						3	3					1	1	4
11	DOORNEKAMP Aaron	16:15	1/4	25	0/2	0	1/2	50	0/2	0	2	2	4		2	1		3	3	3
14	DENISON Sean	10:53	2/5	40	2/5	40			1/1	100		1	1		2				1	5
15	KULJANIN Vlad	14:00	2/6	33	2/6	33								1				1	2	4
Team/Coach																				
Totals			23/72	32	15/40	38	8/32	25	9/16	56	10	23	33	7	12	5	3	28	23	63
Coach		RAUTINS Leo																		
Assistant Coach		SMART Dave																		

	PUR	CAN
Points from Turnovers	9	9
Points in the Paint	38	22
Second Chance Points	5	4
Fast Break Points	18	2

	PUR	CAN
Biggest Lead	22	5
Biggest Scoring Run	9-0(72-53)	6-0(60-47)
Lead Changes	1	
Times Tied	2	

Legend:

%	Shooting Percentage	(C)	Captain	*	Starters	AS	Assists
BS	Blocked Shots	DR	Defensive Rebounds	FO	Fouls On	M/A	Made/Attempts
MIN	Minutes Played	OR	Offensive Rebounds	OTx	Overtime	PF	Fouls
PTS	Points	Qx	Quarter Time	ST	Steals	TO	Turnovers
TOT	Total Rebounds						

Results

Resultados / Resultados

BRA 86 vs 81 ISV

Attendance: 9500

Referees: DELGADO Daniel (VEN)

Commissioner: DAGNINO Eduardo (PER)

Umpires: SOSA Mauricio (ESA); PINNOCK Kevin (JAM)

		Q1		Q2		Q3		Q4	
Scoring by 5 min intervals:	BRA	16	32	42	51	56	67	75	86
	ISV	9	21	33	43	52	62	67	81

BRA - BRASIL

No.	Name	MIN	Field Goals		2 Points		3 Points		Free Throws		Rebounds			AS	TO	ST	BS	PF	FO	PTS
			M/A	%	M/A	%	M/A	%	M/A	%	OR	DR	TOT							
*4	MACHADO Marcelo (C)	36:23	3/13	23	0/4	0	3/9	33	1/3	33	2	1	3	4	2	4		2	3	10
*6	DA ROSA Murilo	36:14	7/9	78	6/8	75	1/1	100	2/2	100	6	5	11	2	4	2		5	7	17
*9	SILVA Valter	32:04	4/6	67	1/1	100	3/5	60	4/4	100	2	1	3	8	1	1		3	4	15
*13	BATISTA João Paulo	28:30	8/13	62	8/13	62			1/2	50	4	5	9	1	1	2		3	1	17
*14	VINICIUS Marcus	31:43	1/10	10	0/2	0	1/8	13	1/2	50		5	5	3	2			5	3	4
5	DOS SANTOS Wellington	08:17	1/3	33			1/3	33						1				4	1	3
7	REIS Marcus	01:03												2				1		0
8	HUERTAS Marcelo	17:12	5/6	83	4/4	100	1/2	50	5/6	83	1	1	1	4					3	16
10	GARCIA Alex	00:00																		0
11	TEICHMANN Guilherme	00:00																		0
12	TORRES Caio	06:09	2/2	100	2/2	100														4
15	PRESTES Paulo	02:25																1	1	0
Team/Coach																				
Totals			31/62	50	21/34	62	10/28	36	14/19	74	14	21	35	19	17	9		24	23	86
Coach		FERREIRA Aluisio																		
Assistant Coach		DAVIS FURTADO Flavio GUERRA Jorge																		

ISV - US VIRGIN ISLANDS

No.	Name	MIN	Field Goals		2 Points		3 Points		Free Throws		Rebounds			AS	TO	ST	BS	PF	FO	PTS
			M/A	%	M/A	%	M/A	%	M/A	%	OR	DR	TOT							
*5	SHEPPARD Kevin (C)	25:13	4/5	80	1/1	100	3/4	75	1/2	50					2	1		5	5	12
*7	VICTOR Cuthbert	30:32	4/7	57	3/5	60	1/2	50	3/4	75	2	1	3	1	3	1		4	1	12
*9	EDWIN Jason	07:58	0/2	0	0/1	0	0/1	0			2	2							1	0
*13	THOMAS Carl	10:07	1/3	33	1/3	33													1	2
*14	RHYMER Kitwana	19:17	3/5	60	3/5	60			1/1	100	2	2	4		3			3	1	7
4	HODGE Steven	07:17	2/3	67	2/3	67								2	1			1		4
6	KRAUSER Carl	22:58	4/8	50	4/5	80	0/3	0	1/4	25		3	3	2	3	5		4	5	9
8	HEYWOOD Jameel	16:43	3/9	33	3/9	33					1	1		1				2	1	6
10	MILLER Darnell	18:50	0/3	0	0/2	0	0/1	0	5/6	83	1	4	5	3	2	1		2	4	5
11	GREGORY Kaylen	00:00																		0
12	FRANCIS Akeem	11:37	1/3	33	0/1	0	1/2	50						1		1				3
15	ELEGAR Frank	29:28	9/13	69	9/12	75	0/1	0	3/4	75	3	4	7	1	1	1	1	2	4	21
Team/Coach																				
Totals			31/61	51	26/47	55	5/14	36	14/21	67	12	17	29	8	17	11	1	23	23	81
Coach		ANDERSON Tevester																		
Assistant Coach		HARRICK James																		

	BRA	ISV
Points from Turnovers	23	24
Points in the Paint	34	44
Second Chance Points	18	17
Fast Break Points	7	17

	BRA	ISV
Biggest Lead	12	3
Biggest Scoring Run	8-0(78-67)	8-0(32-29)
Lead Changes	3	
Times Tied	0	

Legend:

%	Shooting Percentage	(C)	Captain	*	Starters	AS	Assists
BS	Blocked Shots	DR	Defensive Rebounds	FO	Fouls On	M/A	Made/Attempts
MIN	Minutes Played	OR	Offensive Rebounds	OTx	Overtime	PF	Fouls
PTS	Points	Qx	Quarter Time	ST	Steals	TO	Turnovers
TOT	Total Rebounds						

Results

Resultados / Resultados

PAN 71 vs 76 ARG

Attendance: 870

Referees: MARANHO Cristiano (BRA)

Commissioner: RODRIGUEZ Cesar Augusto (COL)

Umpires: VAZQUEZ Jorge (PUR); CEPEDA Horacio (MEX)

		Q1		Q2		Q3		Q4	
Scoring by 5 min intervals:	PAN	8	19	21	29	37	49	59	71
	ARG	3	8	15	25	35	47	59	76

PAN - PANAMA

No.	Name	MIN	Field Goals		2 Points		3 Points		Free Throws		Rebounds			AS	TO	ST	BS	PF	FO	PTS
			M/A	%	M/A	%	M/A	%	M/A	%	OR	DR	TOT							
*5	PERALTA Jair Jamel	25:43	4/6	67	1/3	33	3/3	100						1	5	1		2	2	11
*6	PINNOCK Danilo	28:40	3/11	27	1/3	33	2/8	25	3/4	75			2	2	1			3	2	11
*8	LEVY Jamaal	22:27	2/3	67	2/3	67					4	3	7		4	1		4	5	4
*12	GOMEZ Dionisio	27:22	2/9	22	1/5	20	1/4	25	2/3	67			3	3	4	6		5	2	7
*14	LLOREDA Jose	35:38	9/18	50	9/18	50			5/6	83	2	16	18	2	2	1	2	3	7	23
4	MUNOZ Joel	14:34	1/5	20	1/3	33	0/2	0	3/4	75				1	1	2		3	2	5
7	GOMEZ TORRES Maximiliano	12:13	2/3	67			2/3	67				3	3		2			1		6
9	CHAMBERS Jorsua	14:43	1/2	50	1/2	50					1	1	1	3				3	1	2
10	DEGRACIA Reyjavick	02:20	0/1	0			0/1	0										2		0
11	ISAAC Eduardo	00:00																		0
13	TESIS Joel Isaac	16:20	1/2	50	1/2	50					1	4	5		2			4	2	2
15	SMITH Desmond	00:00																		0
Team/Coach																				
Totals		25:60	42	42	17/39	44	8/21	38	13/17	76	10	33	43	11	27	6	2	30	23	71
Coach	DUNCAN Vicente																			
Assistant Coach	GALVEZ Mario																			

ARG - ARGENTINA

No.	Name	MIN	Field Goals		2 Points		3 Points		Free Throws		Rebounds			AS	TO	ST	BS	PF	FO	PTS
			M/A	%	M/A	%	M/A	%	M/A	%	OR	DR	TOT							
*5	GARCIA Diego	29:44	7/15	47	4/11	36	3/4	75	1/2	50	2	2	4	2	2	4		3	5	18
*7	LOGRIPPO Diego (C)	20:34	2/8	25	2/5	40	0/3	0	5/7	71		3	3	1	1			3	8	9
*8	CEQUEIRA Luis	20:08	1/3	33	1/3	33			4/6	67	2	2	4	5	1	3	1	2	4	6
*10	GONZALEZ Roman	08:29	2/6	33	2/6	33					1	1	2		2			4		4
*12	PRATO Patricio	13:54	0/5	0	0/3	0	0/2	0			2	1	3	1	2			2	2	0
4	SUCATZKY Facundo	20:09	1/5	20	0/1	0	1/4	25	1/2	50	1	3	4	2	2			1	1	4
6	MIKULAS Gabriel	19:14	0/3	0	0/3	0			5/6	83		4	4	1	1			3	5	5
9	SANDES Matias	00:00																		0
11	LEIVA Martin	23:16	5/6	83	5/6	83					4	4		1	1	1	4	1	10	
13	BULFONI Javier	21:43	5/10	50	0/2	0	5/8	63			1	1			1		1		15	
14	MAINOLDI Leonardo	08:27	1/2	50			1/2	50	2/4	50		2	2				1		3	5
15	BYRO Mariano	14:22	0/1	0	0/1	0					1	1	1	3		1		1		0
Team/Coach																				
Totals		24:64	38	38	14/41	34	10/23	43	18/27	67	9	24	33	13	15	9	4	23	30	76
Coach	GARCIA Gonzalo																			
Assistant Coach	BUALO Carlos																			
	MARTELLINI Fernando																			

	PAN	ARG
Points from Turnovers	13	20
Points in the Paint	32	28
Second Chance Points	12	8
Fast Break Points	8	4

	PAN	ARG
Biggest Lead	13	5
Biggest Scoring Run	12-0(14-3)	8-0(29-25)
Lead Changes	12	
Times Tied	2	

Legend:

%	Shooting Percentage	(C)	Captain	*	Starters	AS	Assists
BS	Blocked Shots	DR	Defensive Rebounds	FO	Fouls On	M/A	Made/Attempts
MIN	Minutes Played	OR	Offensive Rebounds	OTx	Overtime	PF	Fouls
PTS	Points	Qx	Quarter Time	ST	Steals	TO	Turnovers
TOT	Total Rebounds						

Results

Resultados / Resultados

USA 72 vs 81 URU

Attendance: 1100

Referees: PACHECO Sergio (BRA)

Commissioner: RODRIGUEZ Cesar Augusto (COL)

Umpires: HUNT John (CAN); CAINES Dwight (ISV)

		Q1		Q2		Q3		Q4	
Scoring by 5 min intervals:	USA	13	16	24	38	45	58	66	72
	URU	8	17	27	37	44	63	70	81

USA - UNITED STATES of AMERICA

No.	Name	MIN	Field Goals		2 Points		3 Points		Free Throws		Rebounds			AS	TO	ST	BS	PF	FO	PTS
			M/A	%	M/A	%	M/A	%	M/A	%	OR	DR	TOT							
*6	REYNOLDS Scott	29:17	4/13	31	3/4	75	1/9	11	1/2	50	2	3	5	3	9	3		4	4	10
*7	NEITZEL Drew	36:47	3/9	33	2/3	67	1/6	17	2/2	100		4	4	5	1	1		3	2	9
*8	WEAVER Kyle	26:47	1/3	33	1/3	33			2/2	100		2	2	1	3	1		1	1	4
*14	WHITE JR. Dewayne	21:48	4/7	57	4/7	57			6/8	75	2	7	9		4	1		4	5	14
*15	HIBBERT Roy	14:15	4/5	80	4/5	80			1/2	50		2	2	1	1	1		5	2	9
4	MAYNOR Eric	06:04	0/4	0	0/4	0									3			2	1	0
5	LOW Derrick	00:00																		0
9	ELLINGTON Wayne	10:23	0/2	0			0/2	0				2	2	1				1	1	0
10	FOSTER Shane	09:49	1/5	20	0/2	0	1/3	33			2		2		1			1		3
11	LEUNEN Maarten	22:09	5/8	63	5/7	71	0/1	0	4/5	80	5	2	7			1		3	3	14
12	GIST James	18:06	3/6	50	3/6	50			1/2	50					2			3	2	7
13	DORSEY Richard	04:35	1/1	100	1/1	100			0/1	0								2	1	2
Team/Coach																				
Totals			26/63	41	23/42	55	3/21	14	17/24	71	16	24	40	11	22	10		29	22	72
Coach		WRIGHT Jay																		
Assistant Coach		GOTTFRIED Mark									JONES James									

URU - URUGUAY

No.	Name	MIN	Field Goals		2 Points		3 Points		Free Throws		Rebounds			AS	TO	ST	BS	PF	FO	PTS
			M/A	%	M/A	%	M/A	%	M/A	%	OR	DR	TOT							
*6	AGUIAR Mauricio	28:33	5/8	63	4/5	80	1/3	33	1/1	100	1	3	4	1	6	1		1	1	12
*8	MAZZARINO Nicolas (C)	35:25	7/17	41	3/4	75	4/13	31	3/4	75		1	1	1	3	1		1	5	21
*11	OSIMANI Martin	25:56	4/8	50	2/4	50	2/4	50	2/2	100		2	2	3	2			2	5	12
*12	PAEZ Gaston	25:24	1/1	100	1/1	100			0/2	0	2	2	4					4	4	2
*15	BATISTA Esteban	32:01	8/13	62	8/13	62			9/11	82	1	6	7	1	2	1		4	7	25
4	MARTINEZ Fernando	04:37							3/4	75	1	1	2		2					3
5	TABOADA Emilio	11:15	2/3	67	2/2	100	0/1	0				1	1	1	1			2		4
7	BARRERA Gustavo	09:27										1	1	1	1	2		3	2	0
9	CHARQUERO Claudio	22:35	1/3	33	1/3	33			0/2	0	1	1	2		2			4	1	2
10	GARCIA MORALES Leandro	04:47	0/2	0			0/2	0				2	2		1	1		1	2	0
13	SILVEIRA Juan Pablo	00:00																		0
14	IZAGUIRRE Sebastian	00:00																		0
Team/Coach																				
Totals			28/55	51	21/32	66	7/23	30	18/26	69	7	22	29	8	20	6		22	29	81
Coach		ESPASANDIN Alberto																		
Assistant Coach		JAURI Gerardo																		

	USA	URU
Points from Turnovers	12	16
Points in the Paint	38	40
Second Chance Points	12	10
Fast Break Points		2

	USA	URU
Biggest Lead	7	9
Biggest Scoring Run	8-0(33-31)	7-0(54-58)
Lead Changes	12	
Times Tied	4	

Legend:

%	Shooting Percentage	(C)	Captain	*	Starters	AS	Assists
BS	Blocked Shots	DR	Defensive Rebounds	FO	Fouls On	M/A	Made/Attempts
MIN	Minutes Played	OR	Offensive Rebounds	OTx	Overtime	PF	Fouls
PTS	Points	Qx	Quarter Time	ST	Steals	TO	Turnovers
TOT	Total Rebounds						

Results

Resultados / Resultados

ISV 57 vs 62 PUR

Attendance: 770

Referees: GLASS Isaac (URU)

Commissioner: FONTANA Gerardo (BRA)

Umpires: STICH Winston (USA); ALUZ Mario José (ARG)

		Q1		Q2		Q3		Q4	
Scoring by 5 min intervals:	ISV	11	14	20	30	34	44	49	57
	PUR	11	18	22	32	41	51	56	62

ISV - US VIRGIN ISLANDS

No.	Name	MIN	Field Goals		2 Points		3 Points		Free Throws		Rebounds			AS	TO	ST	BS	PF	FO	PTS
			M/A	%	M/A	%	M/A	%	M/A	%	OR	DR	TOT							
*5	SHEPPARD Kevin (C)	28:46	4/7	57	2/4	50	2/3	67	0/1	0	1	2	3	2	3	2		1	1	10
*7	VICTOR Cuthbert	26:08	4/12	33	3/6	50	1/6	17	4/8	50	4	9	13		1	2		4	7	13
*9	EDWIN Jason	23:12	2/7	29	1/3	33	1/4	25				3	3	2		1		3	2	5
*14	RHYMER Kitwana	22:40	3/8	38	3/8	38						1	1			1		4	1	6
*15	ELEGAR Frank	30:48	5/15	33	5/15	33			1/6	17	2	6	8	1				3	5	11
4	HODGE Steven	00:00																		0
6	KRAUSER Carl	17:49	1/3	33	1/2	50	0/1	0	1/2	50		2	2			5		3	2	3
8	HEYWOOD Jameel	16:06	2/8	25	2/8	25					1	2	3		1				1	4
10	MILLER Darnell	12:49	0/2	0	0/2	0						1	1		3			2	1	0
11	GREGORY Kaylen	00:00																		0
12	FRANCIS Akeem	06:40	1/2	50	1/2	50			1/2	50		2	2					1	1	3
13	THOMAS Carl	15:02	1/3	33	1/1	100	0/2	0				4	4		1	1	2			2
Team/Coach																				
Totals			23/67	34	19/51	37	4/16	25	7/19	37	9	33	42	5	14	7	2	21	21	57
Coach	ANDERSON Tevester																			
Assistant Coach	HARRICK James																			

PUR - PUERTO RICO

No.	Name	MIN	Field Goals		2 Points		3 Points		Free Throws		Rebounds			AS	TO	ST	BS	PF	FO	PTS
			M/A	%	M/A	%	M/A	%	M/A	%	OR	DR	TOT							
*4	RAMOS Peter John	33:44	5/13	38	5/13	38			1/3	33	2	8	10		5	2	2	3	2	11
*5	BAREA Jose Juan (C)	31:28	3/17	18	2/10	20	1/7	14				4	4	4	3			3	2	7
*9	CARMONA Alejandro	32:00	8/11	73	7/9	78	1/2	50	6/12	50	2	4	6	1	2	2	1	2	6	23
*12	REYES Angelo	28:56	4/5	80	4/5	80			1/2	50	1	11	12	1	1			4	2	9
*14	LEE Carmelo	32:53	0/9	0	0/5	0	0/4	0				4	4	2			1	2	3	0
6	GUZMAN Ansel	00:01																		0
7	BERDIEL Miguel	15:10	1/6	17	1/3	33	0/3	0	3/4	75		2	2	4	1		1	2	4	5
8	JONES Joel Martin	08:29	2/4	50	2/3	67	0/1	0				1	1		1			1		4
10	COLON Gabriel	00:00																		0
11	SANCHEZ Ricardo	06:15	1/1	100			1/1	100				2	2		1			3		3
13	VELENZUELA Hector	00:00																		0
15	NARVAEZ Manuel	11:04	0/1	0	0/1	0						1	3	4		1		3		0
Team/Coach																				
Totals			24/67	36	21/49	43	3/18	17	11/21	52	7	43	50	12	15	4	5	23	19	62
Coach	CINTRON VEGA Manuel																			
Assistant Coach	GONZALEZ Omar																			

	ISV	PUR
Points from Turnovers	7	2
Points in the Paint	26	30
Second Chance Points	7	1
Fast Break Points	10	10

	ISV	PUR
Biggest Lead	4	10
Biggest Scoring Run	7-0(27-27)	9-0(34-41)
Lead Changes	8	
Times Tied	7	

Legend:

%	Shooting Percentage	(C)	Captain	*	Starters	AS	Assists
BS	Blocked Shots	DR	Defensive Rebounds	FO	Fouls On	M/A	Made/Attempts
MIN	Minutes Played	OR	Offensive Rebounds	OTx	Overtime	PF	Fouls
PTS	Points	Qx	Quarter Time	ST	Steals	TO	Turnovers
TOT	Total Rebounds						

Results

Resultados / Resultados

CAN 63 vs 98 BRA

Attendance: 8300

Referees: CHITI Alejandro (ARG)

Commissioner: DAGNINO Eduardo (PER)

Umpires: CEPEDA Horacio (MEX); CLAYBROOK Leslie (USA)

		Q1		Q2		Q3		Q4	
Scoring by 5 min intervals:	CAN	8	23	26	37	40	48	57	63
	BRA	16	25	40	53	65	75	84	98

CAN - CANADA

No.	Name	MIN	Field Goals		2 Points		3 Points		Free Throws		Rebounds			AS	TO	ST	BS	PF	FO	PTS
			M/A	%	M/A	%	M/A	%	M/A	%	OR	DR	TOT							
*5	ANDERSON Jermaine	31:33	1/5	20	0/1	0	1/4	25			1	1	2	4	5	3		3	2	3
*9	BREMPOG Rans	24:56	2/4	50	2/4	50			2/4	50		2	2		5			2	6	6
*10	RAUTINS Andy	31:38	6/11	55	2/2	100	4/9	44						1	3	2		3	1	16
*12	WADE YOUNG Jesse (C)	23:54	2/6	33	2/5	40	0/1	0	4/4	100	2	1	3	2	3	1		2	3	8
*13	BUCKNOR Jermaine	18:31	3/6	50	0/2	0	3/4	75				1	1	3	2	1		5	2	9
4	JEANTY Osvaldo	00:00																		0
6	BELL Ryan	11:03	1/1	100			1/1	100	1/2	50					1					4
7	LARMAND Paul	10:00	2/5	40	2/3	67	0/2	0			1		1	1						4
8	THOMAS Sheray	12:22	1/3	33	1/3	33					1		1					2	1	2
11	DOORNEKAMP Aaron	17:54	1/3	33	0/1	0	1/2	50	4/4	100	1	2	3		1			2	3	7
14	DENISON Sean	05:23	0/3	0	0/3	0								1				2		0
15	KULJANIN Vlad	12:46	2/4	50	2/3	67	0/1	0	0/2	0		2	2		1				2	4
Team/Coach																				
Totals			21/51	41	11/27	41	10/24	42	11/16	69	7	11	18	12	21	7		21	22	63
Coach		RAUTINS Leo																		
Assistant Coach		SMART Dave																		

BRA - BRASIL

No.	Name	MIN	Field Goals		2 Points		3 Points		Free Throws		Rebounds			AS	TO	ST	BS	PF	FO	PTS
			M/A	%	M/A	%	M/A	%	M/A	%	OR	DR	TOT							
*4	MACHADO Marcelo (C)	29:41	3/8	38			3/8	38				1	1	5	3	3		2		9
*6	DA ROSA Murilo	30:48	9/10	90	9/9	100	0/1	0	6/7	86	4	3	7	1	2	2		3	7	24
*9	SILVA Valter	24:34	3/3	100	1/1	100	2/2	100	2/2	100		4	4	3	2				2	10
*13	BATISTA João Paulo	18:25	5/8	63	5/8	63			2/4	50	2	2	4	1	2			5	2	12
*14	VINICIUS Marcus	24:32	6/14	43	4/9	44	2/5	40			3	2	5	3	1	1		2		14
5	DOS SANTOS Wellington	14:55	2/3	67			2/3	67	5/6	83	1	3	4	2				4	5	11
7	REIS Marcus	09:06	0/1	0	0/1	0			2/2	100	1	2	3		1	1		3	1	2
8	HUERTAS Marcelo	18:08	1/5	20	1/3	33	0/2	0	3/4	75	1	3	4	2	3			1	2	5
10	GARCIA Alex	00:00																		0
11	TEICHMANN Guilherme	08:16	1/1	100	1/1	100						2	2							2
12	TORRES Caio	14:37	2/3	67	2/3	67			3/3	100		1	1			1		1	2	7
15	PRESTES Paulo	06:58	1/1	100	1/1	100									2		1	1		2
Team/Coach																				
Totals			33/57	58	24/36	67	9/21	43	23/28	82	13	23	36	17	16	8	1	22	21	98
Coach		FERREIRA Aluisio																		
Assistant Coach		DAVIS FURTADO Flavio GUERRA Jorge																		

	CAN	BRA
Points from Turnovers	18	26
Points in the Paint	20	44
Second Chance Points	9	14
Fast Break Points	9	10

	CAN	BRA
Biggest Lead	0	35
Biggest Scoring Run	7-0(55-77)	11-0(26-43)
Lead Changes	0	
Times Tied	0	

Legend:

%	Shooting Percentage	(C)	Captain	*	Starters	AS	Assists
BS	Blocked Shots	DR	Defensive Rebounds	FO	Fouls On	M/A	Made/Attempts
MIN	Minutes Played	OR	Offensive Rebounds	OTx	Overtime	PF	Fouls
PTS	Points	Qx	Quarter Time	ST	Steals	TO	Turnovers
TOT	Total Rebounds						

Results

Resultados / Resultados

PAN 75 vs 67 USA

Attendance: 0

Referees: DELGADO Daniel (VEN)

Commissioner: RODRIGUEZ Cesar Augusto (COL)

Umpires: SOUZA Enaldo (BRA); LASUIK Karem (CAN)

		Q1		Q2		Q3		Q4	
Scoring by 5 min intervals:	PAN	5	15	24	33	45	57	68	75
	USA	9	21	31	33	40	44	56	67

PAN - PANAMA

No.	Name	MIN	Field Goals		2 Points		3 Points		Free Throws		Rebounds			AS	TO	ST	BS	PF	FO	PTS
			M/A	%	M/A	%	M/A	%	M/A	%	OR	DR	TOT							
*5	PERALTA Jair Jamel (C)	26:03	4/5	80	3/3	100	1/2	50	2/2	100		2	2	2	2	3		2	3	11
*6	PINNOCK Danilo	32:33	8/16	50	3/6	50	5/10	50	2/4	50	1	2	3	5	3			1	3	23
*8	LEVY Jamaal	28:08	2/3	67	2/3	67			0/1	0		1	1	2	1	1	1	1	6	4
*12	GOMEZ Dionisio	34:57	5/8	63	5/7	71	0/1	0	1/4	25	1	8	9	2	2	2	2	4	4	11
*14	LLOREDA Jose	34:37	3/11	27	3/9	33	0/2	0	2/4	50	1	4	5	3	2		1	4	3	8
4	MUNOZ Joel	14:11	2/5	40	1/2	50	1/3	33				1	1					2		5
7	GOMEZ Maximiliano	00:04																		0
9	CHAMBERS Jorsua	11:42	3/4	75	2/2	100	1/2	50						1	1			1	2	7
10	DEGRACIA Reyjavick	00:00																		0
11	ISAAC Eduardo	00:00																		0
13	TESIS Joel Isaac	10:22	1/4	25	1/4	25			1/2	50	2	2	4	1					1	3
15	SMITH Desmond	07:23	1/1	100	1/1	100			1/5	20		2	2					1	3	3
Team/Coach																				
Totals			29/57	51	21/37	57	8/20	40	9/22	41	7	29	36	14	11	6	4	16	25	75
Coach	DUNCAN Vicente																			
Assistant Coach	GALVEZ Mario																			

USA - UNITED STATES of AMERICA

No.	Name	MIN	Field Goals		2 Points		3 Points		Free Throws		Rebounds			AS	TO	ST	BS	PF	FO	PTS
			M/A	%	M/A	%	M/A	%	M/A	%	OR	DR	TOT							
*6	REYNOLDS Scott	23:18	0/7	0	0/5	0	0/2	0	1/2	50		2	2	2	1			4	2	1
*7	NEITZEL Drew (C)	30:58	6/13	46	3/5	60	3/8	38			1	4	5	3	5	2		3	1	15
*8	WEAVER Kyle	26:59	0/4	0	0/3	0	0/1	0			2	5	7	1	2			2	1	0
*14	WHITE JR. Dewayne	23:02	5/9	56	5/9	56			2/3	67	2	6	8	1	2			4	2	12
*15	HIBBERT Roy	27:48	8/14	57	8/14	57			3/5	60	6	3	9	1	2	2	2	3	6	19
4	MAYNOR Eric	03:28	0/2	0	0/2	0						2	2	1				1		0
5	LOW Derrick	01:18																		0
9	ELLINGTON Wayne	00:00																		0
10	FOSTER Shane	29:16	3/11	27	0/3	0	3/8	38	1/2	50	3	2	5	1	1	2		2	1	10
11	LEUNEN Maarten	12:33	1/4	25	0/1	0	1/3	33				1	1		1			5		3
12	GIST James	20:16	3/6	50	2/5	40	1/1	100	0/1	0		1	1				2	1	3	7
13	DORSEY Richard	01:04										1	1							0
Team/Coach																				
Totals			26/70	37	18/47	38	8/23	35	7/13	54	16	29	45	10	14	6	4	25	16	67
Coach	WRIGHT Jay																			
Assistant Coach	GOTTFRIED Mark																			
	JONES James																			

	PAN	USA
Points from Turnovers	11	8
Points in the Paint	34	32
Second Chance Points	6	25
Fast Break Points	6	

	PAN	USA
Biggest Lead	13	14
Biggest Scoring Run	9-0(31-31)	10-0(5-14)
Lead Changes	3	
Times Tied	3	

Legend:

%	Shooting Percentage	(C)	Captain	*	Starters	AS	Assists
BS	Blocked Shots	DR	Defensive Rebounds	FO	Fouls On	M/A	Made/Attempts
MIN	Minutes Played	OR	Offensive Rebounds	OTx	Overtime	PF	Fouls
PTS	Points	Qx	Quarter Time	ST	Steals	TO	Turnovers
TOT	Total Rebounds						

Results

Resultados / Resultados

URU 69 vs 71 ARG

Attendance: 0

Referees: VAZQUEZ Jorge (PUR)

Commissioner: RODRIGUEZ Cesar Augusto (COL)

Umpires: SOSA Mauricio (ESA); PINNOCK Kevin (JAM)

		Q1		Q2		Q3		Q4	
Scoring by 5 min intervals:	URU	0	10	23	35	41	51	59	69
	ARG	6	12	18	27	35	45	54	71

URU - URUGUAY

No.	Name	MIN	Field Goals		2 Points		3 Points		Free Throws		Rebounds			AS	TO	ST	BS	PF	FO	PTS
			M/A	%	M/A	%	M/A	%	M/A	%	OR	DR	TOT							
*6	AGUIAR Mauricio	22:33	2/9	22	2/7	29	0/2	0	3/4	75		1	1		2	1			2	7
*8	MAZZARINO Nicolas (C)	28:32	2/10	20	0/5	0	2/5	40	1/1	100				3				2	4	7
*11	OSIMANI Martin	17:02	2/7	29	2/6	33	0/1	0	1/2	50		2	2		1	1		4	1	5
*12	PAEZ Gaston	11:08	0/2	0	0/2	0						2	1	3		1		5	1	0
*15	BATISTA Esteban	34:52	6/16	38	4/11	36	2/5	40	2/2	100	4	12	16		7	1	2	4	4	16
4	MARTINEZ Fernando	07:59	0/1	0	0/1	0			2/2	100				2	2				2	2
5	TABOADA Emilio	10:00	0/3	0	0/1	0	0/2	0	1/2	50		2	2	3	1			2	2	1
7	BARRERA Gustavo	15:21	2/3	67	2/2	100	0/1	0				1	1	1	1	1	2	4	1	4
9	CHARQUERO Claudio	33:38	1/5	20	1/5	20			4/8	50	6	5	11	1	2	1		4	6	6
10	GARCIA MORALES Leandro	18:55	6/11	55	0/1	0	6/10	60	3/4	75		3	3	1		1		3	3	21
13	SILVEIRA Juan Pablo	00:00																		0
14	IZAGUIRRE Sebastian	00:00																		0
Team/Coach																				
Totals		21/67	31	11/41	27	10/26	38	17/25	68	19	28	47	11	17	7	2	28	26	69	
Coach	ESPASANDIN Alberto																			
Assistant Coach	JAURI Gerardo																			

ARG - ARGENTINA

No.	Name	MIN	Field Goals		2 Points		3 Points		Free Throws		Rebounds			AS	TO	ST	BS	PF	FO	PTS
			M/A	%	M/A	%	M/A	%	M/A	%	OR	DR	TOT							
*5	GARCIA Diego	30:44	5/14	36	5/10	50	0/4	0	6/7	86				1		1		4	6	16
*7	LOGRIPPO Diego (C)	21:09	3/8	38	2/6	33	1/2	50	3/4	75	2	1	3		2			3	6	10
*8	CEQUEIRA Luis	23:27	4/10	40	3/7	43	1/3	33	4/8	50	1	2	3			1		3	5	13
*10	GONZALEZ Roman	30:43	5/11	45	5/11	45			1/2	50	3	6	9	2	5	3	3	3	4	11
*12	PRATO Patricio	19:03	0/2	0			0/2	0				5	5	3		1		4	1	0
4	SUCATZKY Facundo	16:47	0/1	0			0/1	0	2/2	100		3	3	2	3			2	1	2
6	MIKULAS Gabriel	18:21	3/4	75	3/4	75					3	2	5		1	1	1	4	1	6
9	SANDES Matias	00:00																		0
11	LEIVA Martin	09:17	2/2	100	2/2	100			1/2	50				1	3		1	3	3	5
13	BULFONI Javier	30:13	2/5	40			2/5	40	2/2	100	1	3	4		1			1	1	8
14	MAINOLDI Leonardo	00:16	0/1	0			0/1	0												0
15	BYRO Mariano	00:00																		0
Team/Coach																				
Totals		24/58	41	20/40	50	4/18	22	19/27	70	10	27	37	9	15	7	5	27	28	71	
Coach	GARCIA Gonzalo																			
Assistant Coach	BUALO Carlos																			
	MARTELLINI Fernando																			

	URU	ARG
Points from Turnovers	13	9
Points in the Paint	18	36
Second Chance Points	9	9
Fast Break Points	2	12

	URU	ARG
Biggest Lead	9	6
Biggest Scoring Run	10-0(35-27)	7-0(59-59)
Lead Changes	14	
Times Tied	9	

Legend:

%	Shooting Percentage	(C)	Captain	*	Starters	AS	Assists
BS	Blocked Shots	DR	Defensive Rebounds	FO	Fouls On	M/A	Made/Attempts
MIN	Minutes Played	OR	Offensive Rebounds	OTx	Overtime	PF	Fouls
PTS	Points	Qx	Quarter Time	ST	Steals	TO	Turnovers
TOT	Total Rebounds						

Results

Resultados / Resultados

ISV 74 vs 67 CAN

Attendance: 0

Referees: GLASS Isaac (URU)

Commissioner: FONTANA Geraldo (BRA)

Umpires: FAJARDO Nemesio (PAN); SOSA Mauricio (ESA)

		Q1		Q2		Q3		Q4	
Scoring by 5 min intervals:	ISV	14	18	25	30	44	56	63	74
	CAN	7	16	21	34	43	49	58	67

ISV - US VIRGIN ISLANDS

No.	Name	MIN	Field Goals		2 Points		3 Points		Free Throws		Rebounds			AS	TO	ST	BS	PF	FO	PTS
			M/A	%	M/A	%	M/A	%	M/A	%	OR	DR	TOT							
*6	KRAUSER Carl	28:49	5/10	50	3/5	60	2/5	40	8/9	89		3	3	1		3		3	6	20
*7	VICTOR Cuthbert	31:51	7/14	50	6/12	50	1/2	50	3/6	50	2	3	5	1	2	1		3	3	18
*9	EDWIN Jason	21:03	2/7	29	1/2	50	1/5	20			1		1	2	3	4		2	3	5
*14	RHYMER Kitwana	13:57	1/5	20	1/5	20			2/3	67	3	3	3	2	1			5	2	4
*15	ELEGAR Frank	28:17	1/2	50	1/2	50			5/8	63	2	3	5		1			5	5	7
4	HODGE Steven	08:56	0/2	0	0/2	0					1	1			1					0
5	SHEPPARD Kevin (C)	00:00																		0
8	HEYWOOD Jameel	25:17	3/9	33	3/8	38	0/1	0	5/8	63	1	3	4	1	3	4		2	3	11
10	MILLER Darnell	11:54	2/5	40	1/4	25	1/1	100	0/2	0								1	1	5
11	GREGORY Kaylen	03:09	0/2	0	0/1	0	0/1	0						1	1					0
12	FRANCIS Akeem	05:36							2/2	100	1		1		1				1	2
13	THOMAS Carl	21:11	0/5	0	0/1	0	0/4	0	2/2	100	2	3	5		1	1		1	2	2
Team/Coach																				
Totals			21/61	34	16/42	38	5/19	26	27/40	68	14	21	35	7	13	15		22	26	74
Coach	ANDERSON Tevester																			
Assistant Coach	HARRICK James																			

CAN - CANADA

No.	Name	MIN	Field Goals		2 Points		3 Points		Free Throws		Rebounds			AS	TO	ST	BS	PF	FO	PTS
			M/A	%	M/A	%	M/A	%	M/A	%	OR	DR	TOT							
*5	ANDERSON Jermaine	33:23	6/12	50	1/1	100	5/11	45				1	1	1	2	1			1	17
*9	BREMONG Rans	30:31	4/6	67	4/6	67			3/4	75		6	6		5			5	4	11
*10	RAUTINS Andy	20:42	2/9	22	0/1	0	2/8	25			2	2	3	3	1			5		6
*11	DOORNEKAMP Aaron	23:59	1/3	33	0/1	0	1/2	50	3/6	50	2	8	10	1	3			3	5	6
*12	WADE YOUNG Jesse (C)	19:03	3/7	43	3/7	43			1/1	100	1	1	2	1	2	1	1	5	1	7
4	JEANTY Osvaldo	06:27	0/3	0			0/3	0			1	1	1	1	1					0
6	BELL Ryan	20:52	1/4	25	1/1	100	0/3	0			1	3	4	1	2		1	1	1	2
7	LARMAND Paul	19:36	3/9	33	1/2	50	2/7	29	1/2	50	2	3	5	1	3			4	3	9
8	THOMAS Sheray	00:00																		0
13	BUCKNOR Jermaine	00:00																		0
14	DENISON Sean	01:21																		0
15	KULJANIN Vlad	24:06	4/7	57	4/7	57			1/2	50	6	4	10		4			4	6	9
Team/Coach																				
Totals			24/60	40	14/26	54	10/34	29	9/15	60	15	29	44	9	25	3	2	27	21	67
Coach	RAUTINS Leo																			
Assistant Coach	SMART Dave																			

	ISV	CAN
Points from Turnovers	26	9
Points in the Paint	26	18
Second Chance Points	14	15
Fast Break Points	10	2

	ISV	CAN
Biggest Lead	11	6
Biggest Scoring Run	10-0(68-58)	6-0(38-41)
Lead Changes	5	
Times Tied	5	

Legend:

%	Shooting Percentage	(C)	Captain	*	Starters	AS	Assists
BS	Blocked Shots	DR	Defensive Rebounds	FO	Fouls On	M/A	Made/Attempts
MIN	Minutes Played	OR	Offensive Rebounds	OTx	Overtime	PF	Fouls
PTS	Points	Qx	Quarter Time	ST	Steals	TO	Turnovers
TOT	Total Rebounds						

Results

Resultados / Resultados

BRA 97 vs 94 PUR

Attendance: 0

Referees: CHITI Alejandro (ARG)

Commissioner: DAGNINO Eduardo (PER)

Umpires: DELGADO Daniel (VEN); PINNOCK Kevin (JAM)

		Q1		Q2		Q3		Q4	
Scoring by 5 min intervals:	BRA	10	23	37	56	64	75	82	97
	PUR	12	19	27	41	52	71	80	94

BRA - BRASIL

No.	Name	MIN	Field Goals		2 Points		3 Points		Free Throws		Rebounds			AS	TO	ST	BS	PF	FO	PTS
			M/A	%	M/A	%	M/A	%	M/A	%	OR	DR	TOT							
*4	MACHADO Marcelo (C)	38:06	7/13	54	4/5	80	3/8	38	8/10	80		3	3	5	1	3		1	6	25
*6	DA ROSA Murilo	29:02	1/5	20	1/5	20			2/3	67	1	4	5		2	1		4	3	4
*9	SILVA Valter	33:40	1/5	20	1/3	33	0/2	0	5/6	83		3	3	5	2			4	4	7
*13	BATISTA João Paulo	20:55	6/6	100	6/6	100			2/2	100	3	2	5		2	1		3	2	14
*14	VINICIUS Marcus	29:03	6/11	55	3/5	60	3/6	50	4/4	100	2	2	4	2	2			3	5	19
5	DOS SANTOS Wellington	05:02	0/1	0			0/1	0	1/2	50					1			3	1	1
7	REIS Marcus	09:33	2/2	100	2/2	100			3/4	75	1	1	2					3	7	
8	HUERTAS Marcelo	15:41	3/9	33	2/4	50	1/5	20	3/4	75		1	1	1				1	2	10
10	GARCIA Alex	00:00																		0
11	TEICHMANN Guilherme	00:00																		0
12	TORRES Caio	18:58	4/8	50	4/8	50			2/2	100	1	4	5					3	2	10
15	PRESTES Paulo	00:00																		0
Team/Coach																				
Totals		30:60	50	23/38	61	7/22	32	30/37	81	10	22	32	13	10	5			22	28	97
Coach	FERREIRA Aluisio																			
Assistant Coach	DAVIS FURTADO Flavio										GUERRA Jorge									

PUR - PUERTO RICO

No.	Name	MIN	Field Goals		2 Points		3 Points		Free Throws		Rebounds			AS	TO	ST	BS	PF	FO	PTS
			M/A	%	M/A	%	M/A	%	M/A	%	OR	DR	TOT							
*4	RAMOS Peter John	29:48	6/7	86	6/7	86					1	1	2	2	2			3	2	12
*5	BAREA Jose Juan (C)	26:35	7/14	50	6/10	60	1/4	25	3/5	60	1	4	5	10	5	2		3	6	18
*9	CARMONA Alejandro	15:54	5/7	71	5/7	71			1/2	50	1		1		2			3	2	11
*12	REYES Angelo	32:32	5/9	56	4/6	67	1/3	33	2/2	100	5	9	14	2		1		4	3	13
*14	LEE Carmelo	21:46	5/6	83			5/6	83						1	1			3	3	15
6	GUZMAN Ansel	07:59	1/5	20	1/5	20			1/1	100	1		1	2				2	1	3
7	BERDIEL Miguel	12:58	2/4	50	1/3	33	1/1	100				2	2	1	2	1		1	1	5
8	JONES Joel Martin	12:43	3/8	38	3/5	60	0/3	0						1				1		6
10	COLON Gabriel	22:05	2/5	40	2/4	50	0/1	0								1		1		4
11	SANCHEZ Ricardo	05:20	1/3	33	0/1	0	1/2	50				1	1					2	1	3
13	VELENZUELA Hector	04:52										1	1					1		0
15	NARVAEZ Manuel	07:28	1/1	100	1/1	100			2/2	100	1	2	3					5	2	4
Team/Coach																				
Totals		38:69	55	29/49	59	9/20	45	9/12	75	10	23	33	19	12	4	1		29	21	94
Coach	CINTRON VEGA Manuel																			
Assistant Coach	GONZALEZ Omar																			

	BRA	PUR
Points from Turnovers	10	20
Points in the Paint	36	54
Second Chance Points	14	16
Fast Break Points	10	17

	BRA	PUR
Biggest Lead	19	2
Biggest Scoring Run	8-0(60-41)	8-0(71-65)
Lead Changes	13	
Times Tied	6	

Legend:

%	Shooting Percentage	(C)	Captain	*	Starters	AS	Assists
BS	Blocked Shots	DR	Defensive Rebounds	FO	Fouls On	M/A	Made/Attempts
MIN	Minutes Played	OR	Offensive Rebounds	OTx	Overtime	PF	Fouls
PTS	Points	Qx	Quarter Time	ST	Steals	TO	Turnovers
TOT	Total Rebounds						

Results

Resultados / Resultados

ARG 71 vs 74 USA

Attendance: 0

Referees: PACHECO Sergio (BRA)

Commissioner: RODRIGUEZ Cesar Augusto (COL)

Umpires: SOUZA Enaldo (BRA); SHAER Gabriela (CRC)

		Q1		Q2		Q3		Q4	
Scoring by 5 min intervals:	ARG	6	24	31	38	46	57	67	71
	USA	12	22	26	36	51	59	70	74

ARG - ARGENTINA

No.	Name	MIN	Field Goals		2 Points		3 Points		Free Throws		Rebounds			AS	TO	ST	BS	PF	FO	PTS
			M/A	%	M/A	%	M/A	%	M/A	%	OR	DR	TOT							
*5	GARCIA Diego	05:33	0/2	0	0/1	0	0/1	0						1						0
*7	LOGRIPPO Diego (C)	17:39	3/8	38	3/6	50	0/2	0	3/4	75		1	1		1			1	4	9
*8	CEQUEIRA Luis	18:58	1/6	17	1/6	17						1	1		2			3	1	2
*10	GONZALEZ Roman	17:40	9/10	90	9/10	90			3/4	75	1	6	7		1		2	1	3	21
*12	PRATO Patricio	24:13	3/7	43	3/5	60	0/2	0				1	1	1	1	1		2	3	6
4	SUCATZKY Facundo	21:02	3/11	27	0/2	0	3/9	33				4	4	1	1			1		9
6	MIKULAS Gabriel	19:42	3/4	75	3/4	75					1	2	3	5	1	1		4	1	6
9	SANDES Matias	00:00																		0
11	LEIVA Martin	10:58	1/3	33	1/3	33						1	1	1				2	1	2
13	BULFONI Javier	25:41	4/5	80			4/5	80				2	2	1	1			1		12
14	MAINOLDI Leonardo	13:52	0/3	0			0/3	0				1	1		1		1	1		0
15	BYRO Mariano	24:42	1/5	20	1/4	25	0/1	0	2/2	100	1	3	4	1				2	1	4
Team/Coach																				
Totals			28/64	44	21/41	51	7/23	30	8/10	80	5	22	27	11	7	4	3	18	14	71
Coach	GARCIA Gonzalo																			
Assistant Coach	BUALO Carlos		MARTELLINI Fernando																	

USA - UNITED STATES of AMERICA

No.	Name	MIN	Field Goals		2 Points		3 Points		Free Throws		Rebounds			AS	TO	ST	BS	PF	FO	PTS
			M/A	%	M/A	%	M/A	%	M/A	%	OR	DR	TOT							
*5	LOW Derrick	27:45	5/7	71	2/3	67	3/4	75				2	2	1	2	1		4	2	13
*7	NEITZEL Drew (C)	31:38	4/11	36	2/4	50	2/7	29				2	2		1			1	1	10
*10	FOSTER Shane	34:07	4/7	57	2/2	100	2/5	40			1	4	5		1	2		1	1	10
*14	WHITE JR. Dewayne	25:36	8/14	57	8/14	57			6/8	75	2	5	7	1	1	2	2	2	4	22
*15	HIBBERT Roy	21:50	1/6	17	1/6	17			1/2	50	3	6	9	3	2		3	1	3	3
4	MAYNOR Eric	00:00																		0
6	REYNOLDS Scott	20:17	2/7	29	0/3	0	2/4	50	2/2	100		1	1		3			2	3	8
8	WEAVER Kyle	00:00																		0
9	ELLINGTON Wayne	00:00																		0
11	LEUNEN Maarten	14:30	1/3	33	1/2	50	0/1	0	1/2	50		4	4	1					2	3
12	GIST James	06:35	1/3	33	1/3	33						1	1					1		2
13	DORSEY Richard	17:42	1/2	50	1/2	50			1/2	50	1	3	4	3	1		1	2	1	3
Team/Coach																				
Totals			27/60	45	18/39	46	9/21	43	11/16	69	11	31	42	9	11	5	6	14	17	74
Coach	WRIGHT Jay																			
Assistant Coach	GOTTFRIED Mark		JONES James																	

	ARG	USA
Points from Turnovers	12	7
Points in the Paint	40	28
Second Chance Points	4	8
Fast Break Points	4	4

	ARG	USA
Biggest Lead	9	10
Biggest Scoring Run	9-0(18-18)	10-0(2-10)
Lead Changes	6	
Times Tied	6	

Legend:

%	Shooting Percentage	(C)	Captain	*	Starters	AS	Assists
BS	Blocked Shots	DR	Defensive Rebounds	FO	Fouls On	M/A	Made/Attempts
MIN	Minutes Played	OR	Offensive Rebounds	OTx	Overtime	PF	Fouls
PTS	Points	Qx	Quarter Time	ST	Steals	TO	Turnovers
TOT	Total Rebounds						

Results

Resultados / Resultados

URU 76 vs 68 PAN

Attendance: 0

Referees: MARANHO Cristiano (BRA)

Commissioner: RODRIGUEZ Cesar Augusto (COL)

Umpires: HUNT John (CAN); CEPEDA Horacio (MEX)

Scoring by 5 min intervals:	URU	Q1		Q2		Q3		Q4	
		11	15	24	30	41	54	62	76
	PAN	6	10	21	29	39	48	54	68

URU - URUGUAY

No.	Name	MIN	Field Goals		2 Points		3 Points		Free Throws		Rebounds			AS	TO	ST	BS	PF	FO	PTS
			M/A	%	M/A	%	M/A	%	M/A	%	OR	DR	TOT							
*6	AGUIAR Mauricio	20:00	1/5	20	1/3	33	0/2	0	2/2	100		1	1	2	1			1	1	4
*8	MAZZARINO Nicolas (C)	34:51	8/13	62	1/3	33	7/10	70	4/4	100		1	1	1	3			1	3	27
*11	OSIMANI Martin	31:04	4/8	50	2/5	40	2/3	67	1/1	100		6	6	3	2	3		1	4	11
*12	PAEZ Gaston	22:45	0/3	0	0/3	0						3	3		1			2	2	0
*15	BATISTA Esteban	36:46	8/19	42	7/16	44	1/3	33	3/5	60	6	5	11	1	3	1		4	5	20
4	MARTINEZ Fernando	00:00																		0
5	TABOADA Emilio	00:00																		0
7	BARRERA Gustavo	08:56	1/2	50	0/1	0	1/1	100				1	1		1				3	3
9	CHARQUERO Claudio	00:00																		0
10	GARCIA MORALES Leandro	25:09	2/8	25	1/4	25	1/4	25			2	4	6	4	2	3	1	3		5
13	SILVEIRA Juan Pablo	00:00																		0
14	IZAGUIRRE Sebastian	20:29	2/6	33	2/6	33			2/2	100	2		2		1			2	2	6
Team/Coach																				
Totals			26/64	41	14/41	34	12/23	52	12/14	86	14	23	37	11	14	7	1	14	20	76
Coach	ESPASANDIN Alberto																			
Assistant Coach	JAURI Gerardo																			

PAN - PANAMA

No.	Name	MIN	Field Goals		2 Points		3 Points		Free Throws		Rebounds			AS	TO	ST	BS	PF	FO	PTS
			M/A	%	M/A	%	M/A	%	M/A	%	OR	DR	TOT							
*5	PERALTA Jair Jamel (C)	21:09	3/9	33	2/3	67	1/6	17	3/4	75	1		1		1			2	2	10
*6	PINNOCK Danilo	32:39	5/13	38	5/7	71	0/6	0	2/2	100		2	2	6	5	4		2	4	12
*8	LEVY Jamaal	17:52	2/2	100	1/1	100	1/1	100			1	3	4		4			4		5
*12	GOMEZ Dionisio	32:48	2/6	33	2/5	40	0/1	0				6	6	1	1	1	2	3	2	4
*14	LLOREDA Jose	36:26	7/16	44	7/15	47	0/1	0	4/5	80	4	4	8		3		2	3	5	18
4	MUNOZ Joel	21:35	4/4	100	2/2	100	2/2	100				1	1	1	1	1		2		10
7	GOMEZ Maximiliano	03:17																1		0
9	CHAMBERS Jorsua	14:19	1/3	33	1/1	100	0/2	0	1/1	100		1	1	2	1				1	3
10	DEGRACIA Reyjavick	00:00																		0
11	ISAAC Eduardo	00:00																		0
13	TESIS Joel Isaac	09:09	1/2	50	1/2	50						3	3					1		2
15	SMITH Desmond	10:46	2/3	67	2/3	67						1	1				1	2		4
Team/Coach																				
Totals			27/58	47	23/39	59	4/19	21	10/12	83	8	23	31	10	16	6	5	20	14	68
Coach	DUNCAN Vicente																			
Assistant Coach	GALVEZ Mario																			

	URU	PAN
Points from Turnovers	14	10
Points in the Paint	28	40
Second Chance Points	20	10
Fast Break Points	5	10

	URU	PAN
Biggest Lead	14	3
Biggest Scoring Run	7-0(67-54)	8-0(26-29)
Lead Changes	7	
Times Tied	3	

Legend:

%	Shooting Percentage	(C)	Captain	*	Starters	AS	Assists
BS	Blocked Shots	DR	Defensive Rebounds	FO	Fouls On	M/A	Made/Attempts
MIN	Minutes Played	OR	Offensive Rebounds	OTx	Overtime	PF	Fouls
PTS	Points	Qx	Quarter Time	ST	Steals	TO	Turnovers
TOT	Total Rebounds						

Results

Resultados / Resultados

PAN 68 vs 67 CAN

Attendance: 0

Referees: PACHECO Sergio (BRA)

Commissioner: FONTANA Geraldo (BRA)

Umpires: ALUZ Mario José (ARG); MENDEZ Yuliet (CUB)

		Q1		Q2		Q3		Q4	
Scoring by 5 min intervals:	PAN	7	12	18	32	36	48	59	68
	CAN	10	18	37	41	47	55	60	67

PAN - PANAMA

No.	Name	MIN	Field Goals		2 Points		3 Points		Free Throws		Rebounds			AS	TO	ST	BS	PF	FO	PTS
			M/A	%	M/A	%	M/A	%	M/A	%	OR	DR	TOT							
*4	MUNOZ Joel	20:08	2/5	40	0/1	0	2/4	50			2	2	2		1			4	1	6
*6	PINNOCK Danilo	35:44	8/18	44	5/8	63	3/10	30	4/4	100	1	3	4		6	1	2		2	23
*8	LEVY Jamaal	23:19	2/5	40	2/5	40					2	2		1				2	2	4
*12	GOMEZ Dionisio	34:20	7/12	58	7/11	64	0/1	0	4/7	57	4	3	7	2	3			3	7	18
*15	SMITH Desmond	05:44	1/2	50	1/2	50			1/1	100									1	3
5	PERALTA Jair Jamel (C)	15:36	0/1	0			0/1	0			3	3	3		1				1	0
7	GOMEZ Maximiliano	08:05	0/1	0			0/1	0			1	1						1		0
9	CHAMBERS Jorsua	00:00																		0
10	DEGRACIA Reyjavick	08:03	0/1	0			0/1	0									1			0
11	ISAAC Eduardo	04:16							2/2	100								1	1	2
13	TESIS Joel Isaac	10:29	2/3	67	2/3	67			1/1	100	2	3	5		2				1	5
14	LLOREDA Jose	34:16	3/8	38	3/8	38			1/5	20	4	4	2	1		1	3	4	7	
Team/Coach																				
Totals			25/56	45	20/38	53	5/18	28	13/20	65	8	24	32	9	13	3	4	14	20	68
Coach	DUNCAN Vicente																			
Assistant Coach	GALVEZ Mario																			

CAN - CANADA

No.	Name	MIN	Field Goals		2 Points		3 Points		Free Throws		Rebounds			AS	TO	ST	BS	PF	FO	PTS
			M/A	%	M/A	%	M/A	%	M/A	%	OR	DR	TOT							
*5	ANDERSON Jermaine	34:23	5/11	45	3/4	75	2/7	29				4	4	1	4				2	12
*9	BREMPOG Rans	20:22	0/9	0	0/9	0			4/6	67	3	4	7		1			3	3	4
*10	RAUTINS Andy	34:47	8/18	44	2/3	67	6/15	40	2/3	67	1	1	2	2	5	1		3	1	24
*11	DOORNEKAMP Aaron	36:09	2/7	29	1/3	33	1/4	25	1/2	50	2	5	7	2	1	1		1	2	6
*12	WADE YOUNG Jesse (C)	14:19	3/6	50	3/5	60	0/1	0			1	3	4	1	1		2	5	1	6
4	JEANTY Osvaldo	00:00																		0
6	BELL Ryan	10:50												1	2	1		2		0
7	LARMAND Paul	03:51																		0
8	THOMAS Sheray	00:00																		0
13	BUCKNOR Jermaine	19:27	2/6	33	1/4	25	1/2	50			1	2	3	1		1		5	2	5
14	DENISON Sean	00:00																		0
15	KULJANIN Vlad	25:52	5/8	63	5/8	63			0/1	0	3	7	10	3				1	3	10
Team/Coach																				
Totals			25/65	38	15/36	42	10/29	34	7/12	58	11	29	40	11	14	4	2	20	14	67
Coach	RAUTINS Leo																			
Assistant Coach	SMART Dave																			

	PAN	CAN
Points from Turnovers	8	13
Points in the Paint	36	24
Second Chance Points	9	13
Fast Break Points	10	7

	PAN	CAN
Biggest Lead	3	19
Biggest Scoring Run	10-0(63-60)	10-0(14-28)
Lead Changes	9	
Times Tied	2	

Legend:

%	Shooting Percentage	(C)	Captain	*	Starters	AS	Assists
BS	Blocked Shots	DR	Defensive Rebounds	FO	Fouls On	M/A	Made/Attempts
MIN	Minutes Played	OR	Offensive Rebounds	OTx	Overtime	PF	Fouls
PTS	Points	Qx	Quarter Time	ST	Steals	TO	Turnovers
TOT	Total Rebounds						

Results

Resultados / Resultados

ARG 80 vs 89 PUR

Attendance: 0

Referees: HUNT John (CAN)

Commissioner: RODRIGUEZ Cesar Augusto (COL)

Umpires: DELGADO Daniel (VEN); FAJARDO Nemesio (PAN)

		Q1		Q2		Q3		Q4	
Scoring by 5 min intervals:	ARG	6	12	14	28	40	48	62	80
	PUR	6	26	36	42	50	63	75	89

ARG - ARGENTINA

No.	Name	MIN	Field Goals		2 Points		3 Points		Free Throws		Rebounds			AS	TO	ST	BS	PF	FO	PTS
			M/A	%	M/A	%	M/A	%	M/A	%	OR	DR	TOT							
*5	GARCIA Diego	33:08	7/17	41	5/12	42	2/5	40	1/2	50		4	4	2	1	3		4	2	17
*7	LOGRIPPO Diego (C)	18:25	5/12	42	5/11	45	0/1	0	4/5	80	1	4	5		2			1	5	14
*8	CEQUEIRA Luis	23:26	4/7	57	4/7	57					1	2	3	2	1	2		4	1	8
*10	GONZALEZ Roman	24:37	10/15	67	10/15	67			3/8	38	4	6	10	1	2	1		3	6	23
*12	PRATO Patricio	15:06	0/4	0	0/2	0	0/2	0				2	2	1	1			1		0
4	SUCATZKY Facundo	16:34	1/3	33	0/1	0	1/2	50							1	1		1	1	3
6	MIKULAS Gabriel	21:35	2/4	50	2/4	50			3/3	100	1	2	3		3	2		1	7	7
9	SANDES Matias	00:00																		0
11	LEIVA Martin	15:04	0/1	0	0/1	0					2	4	6	1	4			3	2	0
13	BULFONI Javier	28:45	3/8	38	1/1	100	2/7	29			3	3		2				5	1	8
14	MAINOLDI Leonardo	00:19																		0
15	BYRO Mariano	03:01	0/1	0			0/1	0										1		0
Team/Coach																				
Totals		32/72	44	27/54	50	5/18	28	11/18	61	11	27	38	7	17	9			24	25	80
Coach	GARCIA Gonzalo																			
Assistant Coach	BUALO Carlos										MARTELLINI Fernando									

PUR - PUERTO RICO

No.	Name	MIN	Field Goals		2 Points		3 Points		Free Throws		Rebounds			AS	TO	ST	BS	PF	FO	PTS
			M/A	%	M/A	%	M/A	%	M/A	%	OR	DR	TOT							
*4	RAMOS Peter John	10:10	0/2	0	0/2	0					1	5	6		4		2	4		0
*5	BAREA Jose Juan (C)	38:23	8/17	47	6/9	67	2/8	25	7/8	88		3	3	9	5	1		3	8	25
*9	CARMONA Alejandro	33:16	6/12	50	6/11	55	0/1	0	1/1	100	4	2	6		1	3		3	2	13
*12	REYES Angelo	23:05	5/10	50	4/9	44	1/1	100	1/4	25	6	6	12		2	1	1	4	2	12
*14	LEE Carmelo	33:29	5/12	42	1/3	33	4/9	44	1/1	100		1	1	2		1	1	2	2	15
6	GUZMAN Ansel	00:00																		0
7	BERDIEL Miguel	08:39	0/1	0			0/1	0	4/4	100		1	1	3		1		1	2	4
8	JONES Joel Martin	06:44										2	2		1	1				0
10	COLON Gabriel	00:00																		0
11	SANCHEZ Ricardo	18:57	5/9	56	2/4	50	3/5	60			1	2	3		1			5	13	
13	VELENZUELA Hector	00:00																		0
15	NARVAEZ Manuel	27:17	2/7	29	2/7	29			3/8	38	2	6	8			1		3	8	7
Team/Coach																				
Totals		31/70	44	21/45	47	10/25	40	17/26	65	15	31	46	14	14	9	4		25	24	89
Coach	CINTRON VEGA Manuel																			
Assistant Coach	GONZALEZ Omar																			

	ARG	PUR
Points from Turnovers	11	23
Points in the Paint	50	30
Second Chance Points	10	19
Fast Break Points	16	17

	ARG	PUR
Biggest Lead	4	22
Biggest Scoring Run	10-0(30-42)	26-0(12-34)
Lead Changes	2	
Times Tied	3	

Legend:

%	Shooting Percentage	(C)	Captain	*	Starters	AS	Assists
BS	Blocked Shots	DR	Defensive Rebounds	FO	Fouls On	M/A	Made/Attempts
MIN	Minutes Played	OR	Offensive Rebounds	OTx	Overtime	PF	Fouls
PTS	Points	Qx	Quarter Time	ST	Steals	TO	Turnovers
TOT	Total Rebounds						

Results

Resultados / Resultados

BRA 85 vs 73 URU

Attendance: 0

Referees: STICH Winston (USA)

Commissioner: DAGNINO Eduardo (PER)

Umpires: PINNOCK Kevin (JAM); SOSA Mauricio (ESA)

		Q1		Q2		Q3		Q4	
Scoring by 5 min intervals:	BRA	10	27	39	41	51	60	70	85
	URU	7	14	23	37	46	55	60	73

BRA - BRASIL

No.	Name	MIN	Field Goals		2 Points		3 Points		Free Throws		Rebounds			AS	TO	ST	BS	PF	FO	PTS
			M/A	%	M/A	%	M/A	%	M/A	%	OR	DR	TOT							
*4	MACHADO Marcelo (C)	37:43	5/12	42	2/5	40	3/7	43	2/3	67		3	3	2	2	4		3	5	15
*6	DA ROSA Murilo	36:22	8/13	62	8/13	62			4/4	100	4	4	8	2	1	1	2	2	7	20
*9	SILVA Valter	40:00	9/11	82	8/8	100	1/3	33	3/3	100	1	5	6	8	3	1		1	4	22
*13	BATISTA João Paulo	25:20	3/5	60	3/5	60			1/2	50	1	2	3		6			4	1	7
*14	VINICIUS Marcus	36:22	5/8	63	3/4	75	2/4	50	6/9	67	1	5	6	1	5	3		2	7	18
5	DOS SANTOS Wellington	00:00																		0
7	REIS Marcus	10:15	1/2	50	1/1	100	0/1	0	1/2	50	1	1	2		1			5	1	3
8	HUERTAS Marcelo	07:09	0/1	0	0/1	0								2	1	1				0
10	GARCIA Alex	00:00																		0
11	TEICHMANN Guilherme	00:00																		0
12	TORRES Caio	06:49	0/1	0	0/1	0								1		1		1		0
15	PRESTES Paulo	00:00																		0
Team/Coach																				
Totals			31/53	58	25/38	66	6/15	40	17/23	74	11	22	33	16	19	11	2	18	25	85
Coach	FERREIRA Aluisio																			
Assistant Coach	DAVIS FURTADO Flavio		GUERRA Jorge																	

URU - URUGUAY

No.	Name	MIN	Field Goals		2 Points		3 Points		Free Throws		Rebounds			AS	TO	ST	BS	PF	FO	PTS	
			M/A	%	M/A	%	M/A	%	M/A	%	OR	DR	TOT								
*6	AGUIAR Mauricio	06:38	0/2	0	0/1	0	0/1	0						1	1			1		0	
*8	MAZZARINO Nicolas (C)	33:31	7/14	50	2/6	33	5/8	63			1	1	4	5	2			1	2	19	
*11	OSIMANI Martin	12:14	1/3	33	0/1	0	1/2	50					1	1	1			2	2	3	
*12	PAEZ Gaston	18:45	2/3	67	2/3	67			3/4	75				2				2	3	7	
*15	BATISTA Esteban	31:15	6/13	46	6/11	55	0/2	0	2/2	100	3	5	8		5			4	2	14	
4	MARTINEZ Fernando	00:00																		0	
5	TABOADA Emilio	29:43	4/9	44	2/4	50	2/5	40	5/5	100		2	2	3	2	1		5	3	15	
7	BARRERA Gustavo	27:46	1/2	50			1/2	50				2	2	3	3	1		5		3	
9	CHARQUERO Claudio	00:00																		0	
10	GARCIA MORALES Leandro	10:02	2/3	67			2/3	67										3	1	6	
13	SILVEIRA Juan Pablo	00:06																		0	
14	IZAGUIRRE Sebastian	30:00	3/7	43	3/3	100	0/4	0			1	2	3		1			2	5	6	
Team/Coach																					
Totals			26/56	46	15/29	52	11/27	41	10/11	91	8	14	22	12	19	6			25	18	73
Coach	ESPASANDIN Alberto																				
Assistant Coach	JAURI Gerardo																				

	BRA	URU
Points from Turnovers	14	20
Points in the Paint	44	26
Second Chance Points	16	7
Fast Break Points	4	4

	BRA	URU
Biggest Lead	16	4
Biggest Scoring Run	8-0(21-10)	10-0(39-33)
Lead Changes	1	
Times Tied	1	

Legend:

%	Shooting Percentage	(C)	Captain	*	Starters	AS	Assists
BS	Blocked Shots	DR	Defensive Rebounds	FO	Fouls On	M/A	Made/Attempts
MIN	Minutes Played	OR	Offensive Rebounds	OTx	Overtime	PF	Fouls
PTS	Points	Qx	Quarter Time	ST	Steals	TO	Turnovers
TOT	Total Rebounds						

Results

Resultados / Resultados

ISV 58 vs 84 USA

Attendance: 0

Referees: VAZQUEZ Jorge (PUR)

Commissioner: DAGNINO Eduardo (PER)

Umpires: CHITI Alejandro (ARG); RODRIGUEZ Jakelyn (COL)

		Q1		Q2		Q3		Q4	
Scoring by 5 min intervals:	ISV	9	17	22	28	34	39	49	58
	USA	7	18	25	38	51	66	71	84

ISV - US VIRGIN ISLANDS

No.	Name	MIN	Field Goals		2 Points		3 Points		Free Throws		Rebounds			AS	TO	ST	BS	PF	FO	PTS
			M/A	%	M/A	%	M/A	%	M/A	%	OR	DR	TOT							
*6	KRAUSER Carl	20:41	2/11	18	1/5	20	1/6	17			3	3	1	4	1		3	1	5	
*7	VICTOR Cuthbert	22:34	4/10	40	4/7	57	0/3	0			2	2		1			1	3	8	
*9	EDWIN Jason	24:08	3/8	38	1/4	25	2/4	50	0/1	0	2	3	5	3	2			1	1	8
*14	RHYMER Kitwana	21:39	4/6	67	4/6	67			0/2	0	5	5		3	1	2	3	1	8	
*15	ELEGAR Frank	26:46	3/5	60	3/5	60			4/6	67	1	3	4	1		1	2	3	10	
4	HODGE Steven	17:30	2/5	40	1/3	33	1/2	50			1	1		2		1	2	2	5	
5	SHEPPARD Kevin (C)	00:00																	0	
8	HEYWOOD Jameel	19:35	1/8	13	1/8	13					1	1		1			1	1	2	
10	MILLER Darnell	15:17	0/1	0	0/1	0			1/2	50	1	3	4	2	2	1		1	2	1
11	GREGORY Kaylen	03:46	1/1	100	1/1	100													2	
12	FRANCIS Akeem	10:00	2/6	33	0/2	0	2/4	50			3	3						2	6	
13	THOMAS Carl	18:04	1/3	33	0/1	0	1/2	50			1	2	3		1	1		2	3	
Team/Coach																				
Totals			23/64	36	16/43	37	7/21	33	5/11	45	8	27	35	7	16	5	4	16	16	58
Coach	ANDERSON Tevester																			
Assistant Coach	HARRICK James																			

USA - UNITED STATES of AMERICA

No.	Name	MIN	Field Goals		2 Points		3 Points		Free Throws		Rebounds			AS	TO	ST	BS	PF	FO	PTS
			M/A	%	M/A	%	M/A	%	M/A	%	OR	DR	TOT							
*5	LOW Derrick	26:03	5/14	36	2/6	33	3/8	38	1/1	100			2	1	1			2	3	14
*7	NEITZEL Drew (C)	24:16	0/6	0	0/1	0	0/5	0			1	1	3	2	1				2	0
*10	FOSTER Shane	26:36	4/11	36	2/5	40	2/6	33			4	1	5	3	3	1		1	10	
*14	WHITE JR. Dewayne	23:55	9/14	64	9/14	64			4/5	80	3	10	13	1		2	1	1	5	22
*15	HIBBERT Roy	17:21	5/7	71	5/7	71			1/2	50	1	2	3	1	2		2	2	1	11
4	MAYNOR Eric	00:00																	0	
6	REYNOLDS Scott	24:16	2/8	25	1/4	25	1/4	25			4	4	3	1	2		4	1	5	
8	WEAVER Kyle	06:19	2/2	100	2/2	100					1	1	2				1		4	
9	ELLINGTON Wayne	00:00																	0	
11	LEUNEN Maarten	21:41	3/6	50	2/3	67	1/3	33			2	2	2	1	1			1	7	
12	GIST James	08:58	3/5	60	3/5	60					2	4	6		1			2	1	6
13	DORSEY Richard	20:35	2/3	67	2/3	67			1/1	100	3	6	9	1	1	1	1	3	2	5
Team/Coach																				
Totals			35/76	46	28/50	56	7/26	27	7/9	78	13	35	48	18	12	9	4	16	16	84
Coach	WRIGHT Jay																			
Assistant Coach	GOTTFRIED Mark																			
	JONES James																			

	ISV	USA
Points from Turnovers	4	11
Points in the Paint	26	44
Second Chance Points	4	19
Fast Break Points	2	2

	ISV	USA
Biggest Lead	5	27
Biggest Scoring Run	6-0(49-69)	15-0(39-66)
Lead Changes	4	
Times Tied	6	

Legend:

%	Shooting Percentage	(C)	Captain	*	Starters	AS	Assists
BS	Blocked Shots	DR	Defensive Rebounds	FO	Fouls On	M/A	Made/Attempts
MIN	Minutes Played	OR	Offensive Rebounds	OTx	Overtime	PF	Fouls
PTS	Points	Qx	Quarter Time	ST	Steals	TO	Turnovers
TOT	Total Rebounds						

Results

Resultados / Resultados

ARG 93 vs 99 URU

Attendance: 0

Referees: MARANHO Cristiano (BRA)

Commissioner: DAGNINO Eduardo (PER)

Umpires: VAZQUEZ Jorge (PUR); PACHECO Sergio (BRA)

		Q1	Q2	Q3	Q4	OT1				
Scoring by 5 min intervals:	ARG	4	15	25	40	46	56	67	81	93
	URU	7	14	18	23	34	55	61	81	99

ARG - ARGENTINA

No.	Name	MIN	Field Goals		2 Points		3 Points		Free Throws		Rebounds			AS	TO	ST	BS	PF	FO	PTS
			M/A	%	M/A	%	M/A	%	M/A	%	OR	DR	TOT							
*5	GARCIA Diego	28:32	3/9	33	3/7	43	0/2	0	4/7	57	1	1	2	2	2			5	8	10
*7	LOGRIPPO Diego (C)	31:33	8/15	53	6/11	55	2/4	50	6/9	67	2	3	5	1	4		2	2	6	24
*8	CEQUEIRA Luis	20:29	1/4	25	0/3	0	1/1	100	2/4	50	2	2	4		1		1	5	4	5
*10	GONZALEZ Roman	24:30	4/7	57	4/7	57			5/10	50	2	5	7	1	1	3	2	3	5	13
*13	BULFONI Javier	45:00	4/9	44	2/2	100	2/7	29	0/2	0		4	4	1		2	1	4	1	10
4	SUCATZKY Facundo	32:13	5/11	45	3/3	100	2/8	25	2/2	100		1	1	2	6	1		3	1	14
6	MIKULAS Gabriel	11:24	0/1	0	0/1	0					2	2	4					2	1	0
9	SANDES Matias	00:00																		0
11	LEIVA Martin	19:50	3/3	100	3/3	100			4/8	50	1	5	6		1	1		5	5	10
12	PRATO Patricio	10:35	1/4	25	1/2	50	0/2	0	3/4	75	1	2	3		1			5	2	5
14	MAINOLDI Leonardo	00:22																		0
15	BYRO Mariano	00:32	1/1	100	1/1	100														2
Team/Coach																				
Totals			30/64	47	23/40	57	7/24	29	26/46	57	11	29	40	7	16	7	6	34	33	93
Coach		GARCIA Gonzalo																		
Assistant Coach		BUALO Carlos									MARTELLINI Fernando									

URU - URUGUAY

No.	Name	MIN	Field Goals		2 Points		3 Points		Free Throws		Rebounds			AS	TO	ST	BS	PF	FO	PTS
			M/A	%	M/A	%	M/A	%	M/A	%	OR	DR	TOT							
*6	AGUIAR Mauricio	12:51	3/5	60	1/1	100	2/4	50	3/4	75	1	5	6					1	4	11
*8	MAZZARINO Nicolas (C)	38:10	4/18	22	4/8	50	0/10	0	3/6	50	2	4	6	3	4			4	6	11
*11	OSIMANI Martin	19:01	1/6	17	1/4	25	0/2	0	4/6	67	1		1	2	3			4	4	6
*12	PAEZ Gaston	31:33	4/8	50	4/8	50			2/2	100	6	3	9	1	2	1	1	2	2	10
*15	BATISTA Esteban	39:10	3/7	43	2/5	40	1/2	50	9/10	90	7	10	17		3	4		3	6	16
4	MARTINEZ Fernando	19:30	6/13	46	3/6	50	3/7	43	9/9	100	1	2	3			1		5	7	24
5	TABOADA Emilio	06:07	0/3	0	0/2	0	0/1	0			1		1							0
7	BARRERA Gustavo	13:36	0/2	0	0/1	0	0/1	0				1	1	1		2	1	5		0
9	CHARQUERO Claudio	00:00																		0
10	GARCIA MORALES Leandro	25:18	5/14	36	5/9	56	0/5	0	5/6	83	4	2	6		2	2		5	5	15
13	SILVEIRA Juan Pablo	05:05	1/1	100	1/1	100										1		1		2
14	IZAGUIRRE Sebastian	14:39	2/3	67	2/3	67					2		2					3		4
Team/Coach																				
Totals			29/80	36	23/48	48	6/32	19	35/43	81	29	30	59	7	14	11	2	33	34	99
Coach		ESPASANDIN Alberto																		
Assistant Coach		JAURI Gerardo																		

	ARG	URU
Points from Turnovers	11	9
Points in the Paint	42	40
Second Chance Points	9	19
Fast Break Points	6	6

	ARG	URU
Biggest Lead	19	7
Biggest Scoring Run	16-0(36-18)	9-0(56-59)
Lead Changes	8	
Times Tied	4	

Legend:

%	Shooting Percentage	(C)	Captain	*	Starters	AS	Assists
BS	Blocked Shots	DR	Defensive Rebounds	FO	Fouls On	M/A	Made/Attempts
MIN	Minutes Played	OR	Offensive Rebounds	OTx	Overtime	PF	Fouls
PTS	Points	Qx	Quarter Time	ST	Steals	TO	Turnovers
TOT	Total Rebounds						

Results

Resultados / Resultados

PUR 65 vs 86 BRA

Attendance: 0

Referees: CHITI Alejandro (ARG)

Commissioner: RODRIGUEZ Cesar Augusto (COL)

Umpires: STICH Winston (USA); DELGADO Daniel (VEN)

		Q1		Q2		Q3		Q4	
Scoring by 5 min intervals:	PUR	5	15	29	34	44	50	56	65
	BRA	17	32	43	50	58	66	76	86

PUR - PUERTO RICO

No.	Name	MIN	Field Goals		2 Points		3 Points		Free Throws		Rebounds			AS	TO	ST	BS	PF	FO	PTS
			M/A	%	M/A	%	M/A	%	M/A	%	OR	DR	TOT							
*4	RAMOS Peter John	26:52	3/5	60	3/5	60			2/4	50	1	2	3	2				2	4	8
*5	BAREA Jose Juan (C)	26:15	4/14	29	4/11	36	0/3	0	3/4	75		1	1	2	2	2		2	7	11
*9	CARMONA Alejandro	14:22	2/5	40	2/5	40					2		2	1	2	1			1	4
*12	REYES Angelo	22:48	5/10	50	4/8	50	1/2	50	3/4	75	2	4	6		3			3	2	14
*14	LEE Carmelo	23:06	1/3	33	1/2	50	0/1	0			1	3	4	2	1	2	2	2	2	2
6	GUZMAN Ansel	09:49	0/2	0	0/2	0			2/2	100		1	1		1			4	1	2
7	BERDIEL Miguel	20:16	1/6	17	1/5	20	0/1	0			1	1	2			1		3	1	2
8	JONES Joel Martin	17:51	5/8	63	4/6	67	1/2	50	1/3	33								1	2	12
10	COLON Gabriel	13:31	1/2	50	1/2	50						1	1	2		3		1	2	2
11	SANCHEZ Ricardo	06:14	1/3	33	1/1	100	0/2	0				1	1					1	2	2
13	VELENZUELA Hector	02:43	1/1	100	1/1	100								1					1	2
15	NARVAEZ Manuel	16:13	2/5	40	2/5	40			0/2	0	1	1	2					1	1	4
Team/Coach																				
Totals			26/64	41	24/53	45	2/11	18	11/19	58	11	19	30	10	9	9	2	20	20	65
Coach		CINTRON VEGA Manuel																		
Assistant Coach		GONZALEZ Omar																		

BRA - BRASIL

No.	Name	MIN	Field Goals		2 Points		3 Points		Free Throws		Rebounds			AS	TO	ST	BS	PF	FO	PTS
			M/A	%	M/A	%	M/A	%	M/A	%	OR	DR	TOT							
*4	MACHADO Marcelo (C)	34:49	6/11	55	1/3	33	5/8	63			1	6	7	5	2	4		3	1	17
*6	DA ROSA Murilo	20:56	4/5	80	3/4	75	1/1	100	2/2	100		6	6	1			2	4	2	11
*9	SILVA Valter	35:15	2/7	29	1/5	20	1/2	50	4/6	67	1	2	3	8	4			2	5	9
*13	BATISTA João Paulo	31:39	8/14	57	8/14	57			4/4	100	4	3	7		2	1	3	3	20	
*14	VINICIUS Marcus	35:19	4/9	44	3/6	50	1/3	33	5/5	100	1	6	7	1	2	2		1	3	14
5	DOS SANTOS Wellington	13:59	1/2	50	0/1	0	1/1	100				1	1	2	1			3	3	3
7	REIS Marcus	16:13	2/6	33	2/5	40	0/1	0	4/6	67	1	3	4	1		1		1	4	8
8	HUERTAS Marcelo	06:18	1/5	20	1/4	25	0/1	0	2/2	100					2			2	1	4
10	GARCIA Alex	00:00																	0	0
11	TEICHMANN Guilherme	01:48																	0	0
12	TORRES Caio	02:35																1	0	0
15	PRESTES Paulo	01:09																	0	0
Team/Coach																				
Totals			28/59	47	19/42	45	9/17	53	21/25	84	10	29	39	18	13	7	3	20	19	86
Coach		FERREIRA Aluisio																		
Assistant Coach		DAVIS FURTADO Flavio GUERRA Jorge																		

	PUR	BRA
Points from Turnovers	13	2
Points in the Paint	34	30
Second Chance Points	10	5
Fast Break Points	10	8

	PUR	BRA
Biggest Lead	0	23
Biggest Scoring Run	6-0(40-52)	9-0(0-9)
Lead Changes	0	
Times Tied	0	

Legend:

%	Shooting Percentage	(C)	Captain	*	Starters	AS	Assists
BS	Blocked Shots	DR	Defensive Rebounds	FO	Fouls On	M/A	Made/Attempts
MIN	Minutes Played	OR	Offensive Rebounds	OTx	Overtime	PF	Fouls
PTS	Points	Qx	Quarter Time	ST	Steals	TO	Turnovers
TOT	Total Rebounds						

Results

Resultados / Resultados

PAN 74 vs 77 USA

Attendance: 0

Referees: GLASS Isaac (URU)

Commissioner: FONTANA Geraldo (BRA)

Umpires: LASUIK Karem (CAN); CAINES Dwight (ISV)

		Q1		Q2		Q3		Q4	
Scoring by 5 min intervals:	PAN	7	20	25	43	54	56	61	74
	USA	12	20	24	32	44	54	64	77

PAN - PANAMA

No.	Name	MIN	Field Goals		2 Points		3 Points		Free Throws		Rebounds			AS	TO	ST	BS	PF	FO	PTS
			M/A	%	M/A	%	M/A	%	M/A	%	OR	DR	TOT							
*5	PERALTA Jair Jamel (C)	15:07	1/2	50			1/2	50							2			2		3
*6	PINNOCK Danilo	37:07	7/19	37	4/7	57	3/12	25			1	5	6	3	1	2		1		17
*8	LEVY Jamaal	26:55	3/10	30	3/8	38	0/2	0	2/5	40	5	1	6	1	3	1		5	3	8
*12	GOMEZ Dionisio	32:01	6/14	43	5/11	45	1/3	33	4/8	50	1	7	8		1	2	1	3	5	17
*14	LLOREDA Jose	32:59	2/10	20	2/10	20			3/3	100	1	7	8	5	3			4	4	7
4	MUNOZ Joel	25:14	2/4	50	0/1	0	2/3	67	1/3	33		1	1	1	1	1		2	2	7
7	GOMEZ Maximiliano	00:10																		0
9	CHAMBERS Jorsua	06:05	1/2	50			1/2	50												3
10	DEGRACIA Reyjavick	00:01																		0
11	ISAAC Eduardo	07:31	1/2	50	1/1	100	0/1	0	1/1	100		1	1		2			2	1	3
13	TESIS Joel Isaac	05:46	1/1	100	1/1	100						1	1		1			3	1	2
15	SMITH Desmond	09:03	2/2	100	2/2	100			3/4	75	1	1	2		1				3	7
Team/Coach																				
Totals			26/66	39	18/41	44	8/25	32	14/24	58	12	23	35	10	15	6	1	22	19	74
Coach		DUNCAN Vicente																		
Assistant Coach		GALVEZ Mario																		

USA - UNITED STATES of AMERICA

No.	Name	MIN	Field Goals		2 Points		3 Points		Free Throws		Rebounds			AS	TO	ST	BS	PF	FO	PTS
			M/A	%	M/A	%	M/A	%	M/A	%	OR	DR	TOT							
*5	LOW Derrick	32:29	7/13	54	7/9	78	0/4	0	2/3	67		3	3	1	4	1		3	6	16
*7	NEITZEL Drew (C)	24:46	3/6	50	2/4	50	1/2	50				1	1		1			2	1	7
*10	FOSTER Shane	37:15	5/14	36	3/6	50	2/8	25	2/2	100	3	2	5	2	1	1		1	4	14
*14	WHITE JR. Dewayne	27:28	6/10	60	6/10	60			2/5	40	1	5	6	1		2	2	4	3	14
*15	HIBBERT Roy	10:29	1/1	100	1/1	100			2/2	100	1	5	6		2	1	1	2	1	4
4	MAYNOR Eric	00:00																		0
6	REYNOLDS Scott	05:20	0/2	0	0/2	0									1				1	0
8	WEAVER Kyle	00:00																		0
9	ELLINGTON Wayne	00:00																		0
11	LEUNEN Maarten	25:23	4/6	67	3/5	60	1/1	100	3/4	75	1	5	6		2			2	4	12
12	GIST James	18:17	2/5	40	2/4	50	0/1	0	1/2	50	1	1	2		3	1		2	1	5
13	DORSEY Richard	18:33	2/2	100	2/2	100			1/2	50	1	2	3		2	3		3	1	5
Team/Coach																				
Totals			30/59	51	26/43	60	4/16	25	13/20	65	8	25	33	4	16	9	3	19	22	77
Coach		WRIGHT Jay																		
Assistant Coach		GOTTFRIED Mark																		
		JONES James																		

	PAN	USA
Points from Turnovers	5	13
Points in the Paint	34	42
Second Chance Points	8	12
Fast Break Points	11	8

	PAN	USA
Biggest Lead	13	6
Biggest Scoring Run	9-0(34-24)	15-0(56-60)
Lead Changes	12	
Times Tied	4	

Legend:

%	Shooting Percentage	(C)	Captain	*	Starters	AS	Assists
BS	Blocked Shots	DR	Defensive Rebounds	FO	Fouls On	M/A	Made/Attempts
MIN	Minutes Played	OR	Offensive Rebounds	OTx	Overtime	PF	Fouls
PTS	Points	Qx	Quarter Time	ST	Steals	TO	Turnovers
TOT	Total Rebounds						

Results

Resultados / Resultados

CAN 69 vs 60 ISV

Attendance: 0

Referees: SOSA Mauricio (ESA)

Commissioner: FONTANA Geraldo (BRA)

Umpires: CLAYBROOK Leslie (USA); SOUZA Enaldo (BRA)

		Q1		Q2		Q3		Q4	
Scoring by 5 min intervals:	CAN	15	23	33	41	49	57	67	69
	ISV	11	21	31	40	44	46	51	60

CAN - CANADA

No.	Name	MIN	Field Goals		2 Points		3 Points		Free Throws		Rebounds			AS	TO	ST	BS	PF	FO	PTS
			M/A	%	M/A	%	M/A	%	M/A	%	OR	DR	TOT							
*5	ANDERSON Jermaine	29:34	5/7	71	3/4	75	2/3	67	1/2	50	1	4	5	1	5			2	1	13
*9	BREMPPONG Rans	28:00	4/10	40	4/10	40			2/6	33	1	4	5	2	2	3		1	6	10
*10	RAUTINS Andy	30:25	3/12	25	1/4	25	2/8	25			3	4	7	5	5	2		2		8
*11	DOORNEKAMP Aaron	30:28	0/5	0	0/2	0	0/3	0	1/2	50	1	7	8	3	2	3		3	1	1
*12	WADE YOUNG Jesse (C)	25:26	5/9	56	5/9	56			1/2	50	1	4	5	1	1	1		2	4	11
4	JEANTY Osvaldo	10:26	2/4	50	1/2	50	1/2	50						1				1		5
6	BELL Ryan	13:36	0/1	0	0/1	0					1	1		1	1			1	1	0
7	LARMAND Paul	05:31	0/1	0			0/1	0			1	1	1							0
8	THOMAS Sheray	00:00																		0
13	BUCKNOR Jermaine	12:00	5/7	71	5/5	100	0/2	0			3	1	4	1	2			2	2	10
14	DENISON Sean	00:00																		0
15	KULJANIN Vlad	14:34	4/5	80	4/5	80			3/4	75	1	5	6	2	2			1	2	11
Team/Coach																				
Totals			28/61	46	23/42	55	5/19	26	8/16	50	13	33	46	17	20	10		15	17	69
Coach		RAUTINS Leo																		
Assistant Coach		SMART Dave																		

ISV - US VIRGIN ISLANDS

No.	Name	MIN	Field Goals		2 Points		3 Points		Free Throws		Rebounds			AS	TO	ST	BS	PF	FO	PTS
			M/A	%	M/A	%	M/A	%	M/A	%	OR	DR	TOT							
*6	KRAUSER Carl	30:57	4/10	40	2/4	50	2/6	33	4/5	80		2	2	1	2	2		1	6	14
*7	VICTOR Cuthbert	20:32	3/5	60	3/4	75	0/1	0	1/1	100		4	4	1	1	1		2	1	7
*9	EDWIN Jason	30:22	4/10	40	4/6	67	0/4	0	2/2	100	4		4		3			1	3	10
*14	RHYMER Kitwana	23:04	3/7	43	3/7	43			2/2	100	1	4	5	1	3	1		5	1	8
*15	ELEGAR Frank	33:27	5/10	50	5/10	50					2	3	5	1	2	1		3	1	10
4	HODGE Steven	14:32	0/2	0			0/2	0				2	2	2	2			1		0
5	SHEPPARD Kevin (C)	00:00																		0
8	HEYWOOD Jameel	14:13	2/5	40	2/5	40			1/2	50		1	1					1	1	5
10	MILLER Darnell	00:00																		0
11	GREGORY Kaylen	03:48	1/2	50	0/1	0	1/1	100							1					3
12	FRANCIS Akeem	18:16	0/6	0	0/2	0	0/4	0				1	1			4		1		0
13	THOMAS Carl	10:49	1/5	20	0/4	0	1/1	100			1	3	4		2			2	2	3
Team/Coach																				
Totals			23/62	37	19/43	44	4/19	21	10/12	83	9	22	31	6	16	9		17	15	60
Coach		ANDERSON Tevester																		
Assistant Coach		HARRICK James																		

	CAN	ISV
Points from Turnovers	12	9
Points in the Paint	40	30
Second Chance Points	16	4
Fast Break Points	10	9

	CAN	ISV
Biggest Lead	16	3
Biggest Scoring Run	8-0(53-44)	5-0(35-36)
Lead Changes	21	
Times Tied	9	

Legend:

%	Shooting Percentage	(C)	Captain	*	Starters	AS	Assists
BS	Blocked Shots	DR	Defensive Rebounds	FO	Fouls On	M/A	Made/Attempts
MIN	Minutes Played	OR	Offensive Rebounds	OTx	Overtime	PF	Fouls
PTS	Points	Qx	Quarter Time	ST	Steals	TO	Turnovers
TOT	Total Rebounds						

Cumulative Statistics

Estadísticas Acumuladas / Estadísticas Cumulativas

BRA - BRASIL After 5 Games

No.	Name	GP	MIN	MPG	Field Goals		2 Points		3 Points		Free Throws		Rebounds			AS	TO	ST	BS	PF	FO	PTS	PPG
					M/A	%	M/A	%	M/A	%	M/A	%	OR	DR	TOT								
4	MACHADO Marcelo	5	176	35:20	24/57	42	7/17	41	17/40	43	11/16	69	3	14	17	21	10	18		11	15	76	15.2
6	DA ROSA Murilo	5	153	30:40	29/42	69	27/39	69	2/3	67	16/18	89	15	22	37	6	9	6	4	18	26	76	15.2
13	BATISTA João Paulo	5	124	24:57	30/46	65	30/46	65			10/14	71	14	14	28	2	13	3	1	18	9	70	14.0
14	VINICIUS Marcus	5	156	31:23	22/52	42	13/26	50	9/26	35	16/20	80	7	20	27	10	12	6		13	18	69	13.8
9	SILVA Valter	5	165	33:06	19/32	59	12/18	67	7/14	50	18/21	86	4	15	19	32	12	2		10	19	63	12.6
8	HUERTAS Marcelo	5	64	12:53	10/26	38	8/16	50	2/10	20	13/16	81	1	5	6	6	10	1		4	8	35	7.0
5	DOS SANTOS Wellington	4	42	10:33	4/9	44	0/1	0	4/8	50	6/8	75	1	4	5	4	3			14	7	18	4.5
12	TORRES Caio	5	49	09:49	8/14	57	8/14	57			5/5	100	1	5	6	1		2		6	4	21	4.2
7	REIS Marcus	5	46	09:14	5/11	45	5/9	56	0/2	0	10/14	71	4	7	11	1	4	2		10	9	20	4.0
11	TEICHMANN Guilherme	2	10	05:02	1/1	100	1/1	100						2	2							2	1.0
15	PRESTES Paulo	3	10	03:30	1/1	100	1/1	100								2		1	2	1	2	0.7	
10	GARCIA Alex	0	0	00:00																		0	0.0
Team/Coach																							
Totals					153/291	53	112/188	60	41/103	40	105/132	80	58	117	175	83	75	40	6	106	116	452	90.4
Opponents					142/301	47	105/205	51	37/96	39	55/79	70	48	84	132	61	78	37	4	118	104	376	75.2

AVERAGES PER GAME

	BRA	Opponents
Points from Turnovers	75	95
Points in the Paint	188	178
Second Chance Points	67	59
Fast Break Points	39	57

	BRA	Opponents
Total Field Goals Made	30.6	28.4
2 Points Field Goals Made	22.4	21.0
3 Points Field Goals Made	8.2	7.4
Free Throws Made	21.0	11.0
Offensive Rebounds	11.6	9.6
Defensive Rebounds	23.4	16.8
Total Rebounds	35.0	26.4
Assists	16.6	12.2
Fouls	21.2	23.6
Turnovers	15.0	15.6
Steals	8.0	7.4
Blocked Shots	1.2	0.8
Points from Turnovers	15.0	19.0
Points in the Paint	37.6	35.6
Second Chance Points	13.4	11.8
Fast Break Points	7.8	11.4

Legend:

%	Shooting Percentage	AS	Assists	BS	Blocked Shots	DR	Defensive Rebounds
FO	Fouls On	GP	Games Played	M/A	Made/Attempt	MIN	Minutes Played
MPG	Minutes Played Per Game	OR	Offensive Rebounds	PF	Fouls	PPG	Points Per Game
PTS	Points	ST	Steals	TO	Turnovers	TOT	Total Rebounds

Cumulative Statistics

Estadísticas Acumuladas / Estadísticas Cumulativas

PUR - PUERTO RICO After 5 Games

No.	Name	GP	MIN	MPG	Field Goals		2 Points		3 Points		Free Throws		Rebounds			AS	TO	ST	BS	PF	FO	PTS	PPG
					M/A	%	M/A	%	M/A	%	M/A	%	OR	DR	TOT								
5	BAREA Jose Juan	5	148	29:42	29/72	40	25/47	53	4/25	16	20/25	80	2	16	18	27	18	6		13	32	82	16.4
9	CARMONA Alejandro	5	112	22:25	23/43	53	22/40	55	1/3	33	8/15	53	10	8	18	2	7	6	1	10	11	55	11.0
12	REYES Angelo	5	128	25:46	21/39	54	18/33	55	3/6	50	7/12	58	16	36	52	5	8	3	1	18	9	52	10.4
4	RAMOS Peter John	5	121	24:23	17/32	53	17/32	53			6/13	46	5	20	25	4	13	2	4	13	12	40	8.0
14	LEE Carmelo	5	136	27:14	12/35	34	2/11	18	10/24	42	2/5	40	1	13	14	7	2	3	5	12	11	36	7.2
8	JONES Joel Martin	5	63	12:46	15/30	50	13/22	59	2/8	25	3/5	60	1	6	7	3	3	2		5	4	35	7.0
11	SANCHEZ Ricardo	5	55	11:11	12/23	52	4/8	50	8/15	53			2	7	9		2	1		13	2	32	6.4
7	BERDIEL Miguel	5	79	15:56	5/20	25	3/12	25	2/8	25	8/10	80	2	9	11	11	5	3	1	8	10	20	4.0
15	NARVAEZ Manuel	5	72	14:31	6/18	33	6/18	33			6/15	40	9	15	24		5	1		16	13	18	3.6
10	COLON Gabriel	3	41	13:52	4/9	44	4/8	50	0/1	0	1/2	50		2	2	2		3	1	2	1	9	3.0
13	VELENZUELA Hector	3	14	04:57	1/3	33	1/3	33			4/4	100	1	3	4	1	1	1		2	3	6	2.0
6	GUZMAN Ansel	4	23	05:57	2/8	25	2/8	25			3/3	100	1	2	3	3	1			7	2	7	1.8
Team/Coach																							
Totals					147/332	44	117/242	48	30/90	33	68/109	62	55	153	208	65	65	31	13	119	110	392	78.4
Opponents					136/330	41	103/225	46	33/105	31	78/115	68	50	134	184	50	66	33	8	115	116	383	76.6

AVERAGES PER GAME

	PUR	Opponents
Points from Turnovers	67	39
Points in the Paint	186	164
Second Chance Points	51	40
Fast Break Points	72	46

	PUR	Opponents
Total Field Goals Made	29.4	27.2
2 Points Field Goals Made	23.4	20.6
3 Points Field Goals Made	6.0	6.6
Free Throws Made	13.6	15.6
Offensive Rebounds	11.0	10.0
Defensive Rebounds	30.6	26.8
Total Rebounds	41.6	36.8
Assists	13.0	10.0
Fouls	23.8	23.0
Turnovers	13.0	13.2
Steals	6.2	6.6
Blocked Shots	2.6	1.6
Points from Turnovers	13.4	7.8
Points in the Paint	37.2	32.8
Second Chance Points	10.2	8.0
Fast Break Points	14.4	9.2

Legend:

%	Shooting Percentage	AS	Assists	BS	Blocked Shots	DR	Defensive Rebounds
FO	Fouls On	GP	Games Played	M/A	Made/Attempt	MIN	Minutes Played
MPG	Minutes Played Per Game	OR	Offensive Rebounds	PF	Fouls	PPG	Points Per Game
PTS	Points	ST	Steals	TO	Turnovers	TOT	Total Rebounds

Cumulative Statistics

Estadísticas Acumuladas / Estadísticas Cumulativas

URU - URUGUAY After 5 Games

No.	Name	GP	MIN	MPG	Field Goals		2 Points		3 Points		Free Throws		Rebounds			AS	TO	ST	BS	PF	FO	PTS	PPG
					M/A	%	M/A	%	M/A	%	M/A	%	OR	DR	TOT								
15	BATISTA Esteban	5	174	34:48	31/68	46	27/56	48	4/12	33	25/30	83	21	38	59	2	20	7	2	19	24	91	18.2
8	MAZZARINO Nicolas	5	170	34:05	28/72	39	10/26	38	18/46	39	11/15	73	3	6	9	12	15	3		9	20	85	17.0
4	MARTINEZ Fernando	3	32	10:42	6/14	43	3/7	43	3/7	43	14/15	93	2	3	5	2	4	1		5	11	29	9.7
10	GARCIA MORALES Leandro	5	84	16:50	15/38	39	6/14	43	9/24	38	8/10	80	6	11	17	5	5	7	1	15	11	47	9.4
11	OSIMANI Martin	5	105	21:03	12/32	38	7/20	35	5/12	42	8/11	73	1	10	11	9	9	5		13	16	37	7.4
6	AGUIAR Mauricio	5	90	18:07	11/29	38	8/17	47	3/12	25	9/11	82	2	10	12	4	10	2		4	8	34	6.8
14	IZAGUIRRE Sebastian	3	65	21:42	7/16	44	7/12	58	0/4	0	2/2	100	5	2	7		1	1		7	7	16	5.3
5	TABOADA Emilio	4	57	14:16	6/18	33	4/9	44	2/9	22	6/7	86	1	5	6	7	4	1		9	5	20	5.0
9	CHARQUERO Claudio	2	56	28:06	2/8	25	2/8	25			4/10	40	7	6	13	1	4	1		8	7	8	4.0
12	PAEZ Gaston	5	109	21:55	7/17	41	7/17	41			5/8	63	10	9	19	1	6	1	1	15	12	19	3.8
7	BARRERA Gustavo	5	75	15:01	4/9	44	2/4	50	2/5	40			1	5	6	6	6	7	1	17	6	10	2.0
13	SILVEIRA Juan Pablo	2	5	02:35	1/1	100	1/1	100										1		1		2	1.0
Team/Coach																							
Totals					130/322	40	84/191	44	46/131	35	92/119	77	77	117	194	49	84	37	5	122	127	398	79.6
Opponents					138/296	47	114/199	57	24/97	25	89/132	67	56	125	181	53	88	41	18	128	122	389	77.8

AVERAGES PER GAME

	URU	Opponents
Points from Turnovers	72	56
Points in the Paint	152	200
Second Chance Points	65	56
Fast Break Points	19	32

	URU	Opponents
Total Field Goals Made	26.0	27.6
2 Points Field Goals Made	16.8	22.8
3 Points Field Goals Made	9.2	4.8
Free Throws Made	18.4	17.8
Offensive Rebounds	15.4	11.2
Defensive Rebounds	23.4	25.0
Total Rebounds	38.8	36.2
Assists	9.8	10.6
Fouls	24.4	25.6
Turnovers	16.8	17.6
Steals	7.4	8.2
Blocked Shots	1.0	3.6
Points from Turnovers	14.4	11.2
Points in the Paint	30.4	40.0
Second Chance Points	13.0	11.2
Fast Break Points	3.8	6.4

Legend:

%	Shooting Percentage	AS	Assists	BS	Blocked Shots	DR	Defensive Rebounds
FO	Fouls On	GP	Games Played	M/A	Made/Attempt	MIN	Minutes Played
MPG	Minutes Played Per Game	OR	Offensive Rebounds	PF	Fouls	PPG	Points Per Game
PTS	Points	ST	Steals	TO	Turnovers	TOT	Total Rebounds

Cumulative Statistics

Estadísticas Acumuladas / Estadísticas Cumulativas

ARG - ARGENTINA After 5 Games

No.	Name	GP	MIN	MPG	Field Goals		2 Points		3 Points		Free Throws		Rebounds			AS	TO	ST	BS	PF	FO	PTS	PPG
					M/A	%	M/A	%	M/A	%	M/A	%	OR	DR	TOT								
10	GONZALEZ Roman	5	105	21:11	30/49	61	30/49	61			12/24	50	11	24	35	4	11	7	7	14	18	72	14.4
7	LOGRIPPO Diego	5	109	21:52	21/51	41	18/39	46	3/12	25	21/29	72	5	12	17	2	10		2	10	29	66	13.2
5	GARCIA Diego	5	127	25:32	22/57	39	17/41	41	5/16	31	12/18	67	3	7	10	8	5	8		16	21	61	12.2
13	BULFONI Javier	5	151	30:16	18/37	49	3/5	60	15/32	47	2/4	50	2	12	14	2	4	3	1	12	3	53	10.6
8	CEQUEIRA Luis	5	106	21:17	11/30	37	9/26	35	2/4	50	10/18	56	6	9	15	7	3	8	2	17	15	34	6.8
4	SUCATZKY Facundo	5	106	21:21	10/31	32	3/7	43	7/24	29	5/6	83	1	11	12	7	13	2		8	4	32	6.4
11	LEIVA Martin	5	78	15:41	11/15	73	11/15	73			5/10	50	3	14	17	3	9	2	2	17	12	27	5.4
6	MIKULAS Gabriel	5	90	18:03	8/16	50	8/16	50			8/9	89	7	12	19	6	6	4	1	14	15	24	4.8
12	PRATO Patricio	5	82	16:34	4/22	18	4/12	33	0/10	0	3/4	75	3	11	14	6	5	2		14	8	11	2.2
15	BYRO Mariano	4	42	10:39	2/8	25	2/6	33	0/2	0	2/2	100	1	4	5	2	3		1	3	2	6	1.5
14	MAINOLDI Leonardo	5	23	04:39	1/6	17			1/6	17	2/4	50		3	3		1		2	1	3	5	1.0
9	SANDES Matias	0	0	00:00																		0	0.0
Team/Coach																							
Totals					138/322	43	105/216	49	33/106	31	82/128	64	46	129	175	47	70	36	18	126	130	391	78.2
Opponents					133/337	39	90/212	42	43/125	34	93/127	73	84	153	237	52	83	38	16	130	124	402	80.4

AVERAGES PER GAME

	ARG	Opponents
Points from Turnovers	63	65
Points in the Paint	196	148
Second Chance Points	40	67
Fast Break Points	42	37

	ARG	Opponents
Total Field Goals Made	27.6	26.6
2 Points Field Goals Made	21.0	18.0
3 Points Field Goals Made	6.6	8.6
Free Throws Made	16.4	18.6
Offensive Rebounds	9.2	16.8
Defensive Rebounds	25.8	30.6
Total Rebounds	35.0	47.4
Assists	9.4	10.4
Fouls	25.2	26.0
Turnovers	14.0	16.6
Steals	7.2	7.6
Blocked Shots	3.6	3.2
Points from Turnovers	12.6	13.0
Points in the Paint	39.2	29.6
Second Chance Points	8.0	13.4
Fast Break Points	8.4	7.4

Legend:

%	Shooting Percentage	AS	Assists	BS	Blocked Shots	DR	Defensive Rebounds
FO	Fouls On	GP	Games Played	M/A	Made/Attempt	MIN	Minutes Played
MPG	Minutes Played Per Game	OR	Offensive Rebounds	PF	Fouls	PPG	Points Per Game
PTS	Points	ST	Steals	TO	Turnovers	TOT	Total Rebounds



Cumulative Statistics

Estadísticas Acumuladas / Estadísticas Cumulativas

USA - UNITED STATES of AMERICA After 5 Games

No.	Name	GP	MIN	MPG	Field Goals		2 Points		3 Points		Free Throws		Rebounds			AS	TO	ST	BS	PF	FO	PTS	PPG
					M/A	%	M/A	%	M/A	%	M/A	%	OR	DR	TOT								
14	WHITE JR. Dewayne	5	121	24:21	32/54	59	32/54	59			20/29	69	10	33	43	4	7	7	5	15	19	84	16.8
5	LOW Derrick	4	87	21:53	17/34	50	11/18	61	6/16	38	3/4	75		5	5	4	7	3		9	11	43	10.8
10	FOSTER Shane	5	137	27:24	17/48	35	7/18	39	10/30	33	3/4	75	13	9	22	6	7	6		6	6	47	9.4
15	HIBBERT Roy	5	91	18:20	19/33	58	19/33	58			8/13	62	11	18	29	6	9	4	8	13	13	46	9.2
7	NEITZEL Drew	5	148	29:41	16/45	36	9/17	53	7/28	25	2/2	100	1	12	13	11	10	4		9	7	41	8.2
11	LEUNEN Maarten	5	96	19:15	14/27	52	11/18	61	3/9	33	8/11	73	6	14	20	3	4	2		10	10	39	7.8
12	GIST James	5	72	14:26	12/25	48	11/23	48	1/2	50	2/5	40	3	7	10		4	3	2	9	7	27	5.4
6	REYNOLDS Scott	5	102	20:29	8/37	22	4/18	22	4/19	21	4/6	67	2	10	12	8	15	5		14	11	24	4.8
13	DORSEY Richard	5	62	12:29	6/8	75	6/8	75			3/6	50	5	12	17	4	4	4	2	10	5	15	3.0
8	WEAVER Kyle	3	60	20:01	3/9	33	3/8	38	0/1	0	2/2	100	2	8	10	4	5	1		4	2	8	2.7
4	MAYNOR Eric	2	9	04:46	0/6	0	0/6	0						2	2	1	3			3	1	0	0.0
9	ELLINGTON Wayne	1	10	10:23	0/2	0			0/2	0				2	2	1				1	1	0	0.0
Team/Coach																							
Totals					144/328	44	113/221	51	31/107	29	55/82	67	64	144	208	52	75	39	17	103	93	374	74.8
Opponents					134/306	44	97/194	50	37/112	33	54/93	58	39	123	162	50	69	27	12	94	103	359	71.8

AVERAGES PER GAME

	USA	Opponents
Points from Turnovers	51	48
Points in the Paint	184	174
Second Chance Points	76	32
Fast Break Points	14	25

	USA	Opponents
Total Field Goals Made	28.8	26.8
2 Points Field Goals Made	22.6	19.4
3 Points Field Goals Made	6.2	7.4
Free Throws Made	11.0	10.8
Offensive Rebounds	12.8	7.8
Defensive Rebounds	28.8	24.6
Total Rebounds	41.6	32.4
Assists	10.4	10.0
Fouls	20.6	18.8
Turnovers	15.0	13.8
Steals	7.8	5.4
Blocked Shots	3.4	2.4
Points from Turnovers	10.2	9.6
Points in the Paint	36.8	34.8
Second Chance Points	15.2	6.4
Fast Break Points	2.8	5.0

Legend:

%	Shooting Percentage	AS	Assists	BS	Blocked Shots	DR	Defensive Rebounds
FO	Fouls On	GP	Games Played	M/A	Made/Attempt	MIN	Minutes Played
MPG	Minutes Played Per Game	OR	Offensive Rebounds	PF	Fouls	PPG	Points Per Game
PTS	Points	ST	Steals	TO	Turnovers	TOT	Total Rebounds

Cumulative Statistics

Estadísticas Acumuladas / Estadísticas Cumulativas

PAN - PANAMA After 5 Games

No.	Name	GP	MIN	MPG	Field Goals		2 Points		3 Points		Free Throws		Rebounds			AS	TO	ST	BS	PF	FO	PTS	PPG
					M/A	%	M/A	%	M/A	%	M/A	%	OR	DR	TOT								
6	PINNOCK Danilo	5	166	33:20	31/77	40	18/31	58	13/46	28	11/14	79	3	12	15	16	17	8	2	7	11	86	17.2
14	LLOREDA Jose	5	173	34:47	24/63	38	24/60	40	0/3	0	15/23	65	8	35	43	12	11	1	6	17	23	63	12.6
12	GOMEZ Dionisio	5	161	32:17	22/49	45	20/39	51	2/10	20	11/22	50	6	27	33	7	13	5	5	18	20	57	11.4
5	PERALTA Jair Jamel	5	103	20:43	12/23	52	6/9	67	6/14	43	5/6	83	1	5	6	6	10	5		8	8	35	7.0
4	MUNOZ Joel	5	95	19:08	11/23	48	4/9	44	7/14	50	4/7	57		5	5	5	3	5		13	5	33	6.6
8	LEVY Jamaal	5	118	23:44	11/23	48	10/20	50	1/3	33	2/6	33	10	10	20	3	13	3	1	16	16	25	5.0
15	SMITH Desmond	4	32	08:14	6/8	75	6/8	75			5/10	50	1	4	5		1		1	3	7	17	4.3
9	CHAMBERS Jorsua	4	46	11:42	6/11	55	4/5	80	2/6	33	1/1	100		2	2	4	5			4	4	15	3.8
13	TESIS Joel Isaac	5	52	10:25	6/12	50	6/12	50			2/3	67	6	12	18	1	5			8	5	14	2.8
11	ISAAC Eduardo	2	11	05:53	1/2	50	1/1	100	0/1	0	3/3	100		1	1		2			3	2	5	2.5
7	GOMEZ Maximiliano	5	23	04:45	2/4	50			2/4	50				4	4		2			3		6	1.2
10	DEGRACIA Reyjavick	3	10	03:28	0/2	0			0/2	0									1	2		0	0.0
Team/Coach																							
Totals					132/297	44	99/194	51	33/103	32	59/95	62	45	132	177	54	82	27	16	102	101	356	71.2
Opponents					131/322	41	87/208	42	44/114	39	57/86	66	58	130	188	49	73	35	14	101	102	363	72.6

AVERAGES PER GAME

	PAN	Opponents
Points from Turnovers	47	68
Points in the Paint	176	154
Second Chance Points	45	78
Fast Break Points	45	24

	PAN	Opponents
Total Field Goals Made	26.4	26.2
2 Points Field Goals Made	19.8	17.4
3 Points Field Goals Made	6.6	8.8
Free Throws Made	11.8	11.4
Offensive Rebounds	9.0	11.6
Defensive Rebounds	26.4	26.0
Total Rebounds	35.4	37.6
Assists	10.8	9.8
Fouls	20.4	20.2
Turnovers	16.4	14.6
Steals	5.4	7.0
Blocked Shots	3.2	2.8
Points from Turnovers	9.4	13.6
Points in the Paint	35.2	30.8
Second Chance Points	9.0	15.6
Fast Break Points	9.0	4.8

Legend:

%	Shooting Percentage	AS	Assists	BS	Blocked Shots	DR	Defensive Rebounds
FO	Fouls On	GP	Games Played	M/A	Made/Attempt	MIN	Minutes Played
MPG	Minutes Played Per Game	OR	Offensive Rebounds	PF	Fouls	PPG	Points Per Game
PTS	Points	ST	Steals	TO	Turnovers	TOT	Total Rebounds

Cumulative Statistics

Estadísticas Acumuladas / Estadísticas Cumulativas

CAN - CANADA After 5 Games

No.	Name	GP	MIN	MPG	Field Goals		2 Points		3 Points		Free Throws		Rebounds			AS	TO	ST	BS	PF	FO	PTS	PPG
					M/A	%	M/A	%	M/A	%	M/A	%	OR	DR	TOT								
10	RAUTINS Andy	5	149	29:52	23/63	37	7/12	58	16/51	31	5/7	71	4	9	13	12	18	6	1	16	4	67	13.4
5	ANDERSON Jermaine	5	153	30:36	20/41	49	7/11	64	13/30	43	4/5	80	4	13	17	9	16	4		9	9	57	11.4
9	BREMPPONG Rans	5	125	25:08	13/36	36	13/36	36			12/24	50	4	22	26	3	15	5	2	15	23	38	7.6
15	KULJANIN Vlad	5	91	18:15	17/30	57	17/29	59	0/1	0	4/9	44	10	18	28	6	7			7	15	38	7.6
13	BUCKNOR Jermaine	4	70	17:39	12/27	44	6/14	43	6/13	46			5	6	11	5	6	2		15	9	30	7.5
12	WADE YOUNG Jesse	5	97	19:33	14/35	40	14/32	44	0/3	0	6/7	86	8	9	17	6	7	3	3	18	10	34	6.8
11	DOORNEKAMP Aaron	5	124	24:57	5/22	23	1/9	11	4/13	31	9/16	56	8	24	32	6	9	5		12	14	23	4.6
7	LARMAND Paul	5	57	11:28	7/26	27	5/9	56	2/17	12	2/4	50	3	5	8	3	4	2		6	5	18	3.6
8	THOMAS Sheray	2	23	11:39	3/6	50	3/6	50					1	3	4		1			3	2	6	3.0
4	JEANTY Osvaldo	3	24	08:05	2/8	25	1/2	50	1/6	17				2	2	3	1			3	1	5	1.7
14	DENISON Sean	3	17	05:52	2/8	25	2/8	25			1/1	100		1	1	1	2			2	1	5	1.7
6	BELL Ryan	5	64	12:58	3/7	43	2/3	67	1/4	25	1/2	50	1	6	7	2	6	2	1	5	4	8	1.6
Team/Coach																							
Totals					121/309	39	78/171	46	43/138	31	44/75	59	56	125	181	56	92	29	7	111	97	329	65.8
Opponents					130/298	44	101/205	49	29/93	31	93/131	71	56	127	183	49	73	40	6	97	108	382	76.4

AVERAGES PER GAME

	CAN	Opponents
Points from Turnovers	61	78
Points in the Paint	124	174
Second Chance Points	57	46
Fast Break Points	30	57

	CAN	Opponents
Total Field Goals Made	24.2	26.0
2 Points Field Goals Made	15.6	20.2
3 Points Field Goals Made	8.6	5.8
Free Throws Made	8.8	18.6
Offensive Rebounds	11.2	11.2
Defensive Rebounds	25.0	25.4
Total Rebounds	36.2	36.6
Assists	11.2	9.8
Fouls	22.2	19.4
Turnovers	18.4	14.6
Steals	5.8	8.0
Blocked Shots	1.4	1.2
Points from Turnovers	12.2	15.6
Points in the Paint	24.8	34.8
Second Chance Points	11.4	9.2
Fast Break Points	6.0	11.4

Legend:

%	Shooting Percentage	AS	Assists	BS	Blocked Shots	DR	Defensive Rebounds
FO	Fouls On	GP	Games Played	M/A	Made/Attempt	MIN	Minutes Played
MPG	Minutes Played Per Game	OR	Offensive Rebounds	PF	Fouls	PPG	Points Per Game
PTS	Points	ST	Steals	TO	Turnovers	TOT	Total Rebounds

Cumulative Statistics

Estadísticas Acumuladas / Estadísticas Cumulativas

ISV - US VIRGIN ISLANDS After 5 Games

No.	Name	GP	MIN	MPG	Field Goals		2 Points		3 Points		Free Throws		Rebounds			AS	TO	ST	BS	PF	FO	PTS	PPG
					M/A	%	M/A	%	M/A	%	M/A	%	OR	DR	TOT								
15	ELEGAR Frank	5	148	29:45	23/45	51	23/44	52	0/1	0	13/24	54	10	19	29	4	4	3	2	15	18	59	11.8
7	VICTOR Cuthbert	5	131	26:19	22/48	46	19/34	56	3/14	21	11/19	58	8	19	27	3	8	5		14	15	58	11.6
5	SHEPPARD Kevin	2	53	26:59	8/12	67	3/5	60	5/7	71	1/3	33	1	2	3	2	5	3		6	6	22	11.0
6	KRAUSER Carl	5	121	24:14	16/42	38	11/21	52	5/21	24	14/20	70		13	13	5	14	11		14	20	51	10.2
14	RHYMER Kitwana	5	100	20:07	14/31	45	14/31	45			5/8	63	6	12	18	3	10	3	2	20	6	33	6.6
9	EDWIN Jason	5	106	21:20	11/34	32	7/16	44	4/18	22	2/3	67	7	8	15	7	8	5		7	10	28	5.6
8	HEYWOOD Jameel	5	91	18:22	11/39	28	11/38	29	0/1	0	6/10	60	4	6	10	1	6	4		6	7	28	5.6
12	FRANCIS Akeem	5	52	10:25	4/17	24	1/7	14	3/10	30	3/4	75	1	6	7	1	1	5		2	4	14	2.8
10	MILLER Darnell	4	58	14:42	2/11	18	1/9	11	1/2	50	6/10	60	2	8	10	5	7	2		6	8	11	2.8
13	THOMAS Carl	5	75	15:02	4/19	21	2/10	20	2/9	22	2/2	100	4	12	16		5	3	2	5	5	12	2.4
4	HODGE Steven	4	48	12:03	4/12	33	3/8	38	1/4	25				4	4	2	6	2	1	4	2	9	2.3
11	GREGORY Kaylen	3	10	03:34	2/5	40	1/3	33	1/2	50							2	1				5	1.7
Team/Coach																							
Totals					121/315	38	96/226	42	25/89	28	63/103	61	52	120	172	33	76	47	7	99	101	330	66.0
Opponents					142/326	44	107/201	53	35/125	28	49/80	61	62	161	223	75	89	35	11	105	96	368	73.6

AVERAGES PER GAME

	ISV	Opponents
Points from Turnovers	70	57
Points in the Paint	152	166
Second Chance Points	46	69
Fast Break Points	48	31

	ISV	Opponents
Total Field Goals Made	24.2	28.4
2 Points Field Goals Made	19.2	21.4
3 Points Field Goals Made	5.0	7.0
Free Throws Made	12.6	9.8
Offensive Rebounds	10.4	12.4
Defensive Rebounds	24.0	32.2
Total Rebounds	34.4	44.6
Assists	6.6	15.0
Fouls	19.8	21.0
Turnovers	15.2	17.8
Steals	9.4	7.0
Blocked Shots	1.4	2.2
Points from Turnovers	14.0	11.4
Points in the Paint	30.4	33.2
Second Chance Points	9.2	13.8
Fast Break Points	9.6	6.2

Legend:

%	Shooting Percentage	AS	Assists	BS	Blocked Shots	DR	Defensive Rebounds
FO	Fouls On	GP	Games Played	M/A	Made/Attempt	MIN	Minutes Played
MPG	Minutes Played Per Game	OR	Offensive Rebounds	PF	Fouls	PPG	Points Per Game
PTS	Points	ST	Steals	TO	Turnovers	TOT	Total Rebounds

Overall Team Statistics

Estadísticas Generales del Equipo / Estatísticas Gerais da Equipe
As of 29 JUL 2007

Team	GP		Field Goals		2 Points		3 Points		Free Throws		Rebounds			AS	TO	ST	BS	PF	PTS	PPG
			M/A	%	M/A	%	M/A	%	M/A	%	OR	DR	TOT							
ARG	5	For	138/322	43	105/216	49	33/106	31	82/128	64	46	129	175	47	70	36	18	126	391	78.2
		Agn	133/337	39	90/212	42	43/125	34	93/127	73	84	153	237	52	83	38	16	130	402	80.4
BRA	5	For	153/291	53	112/188	60	41/103	40	105/132	80	58	117	175	83	75	40	6	106	452	90.4
		Agn	142/301	47	105/205	51	37/96	39	55/79	70	48	84	132	61	78	37	4	118	376	75.2
CAN	5	For	121/309	39	78/171	46	43/138	31	44/75	59	56	125	181	56	92	29	7	111	329	65.8
		Agn	130/298	44	101/205	49	29/93	31	93/131	71	56	127	183	49	73	40	6	97	382	76.4
ISV	5	For	121/315	38	96/226	42	25/89	28	63/103	61	52	120	172	33	76	47	7	99	330	66.0
		Agn	142/326	44	107/201	53	35/125	28	49/80	61	62	161	223	75	89	35	11	105	368	73.6
PAN	5	For	132/297	44	99/194	51	33/103	32	59/95	62	45	132	177	54	82	27	16	102	356	71.2
		Agn	131/322	41	87/208	42	44/114	39	57/86	66	58	130	188	49	73	35	14	101	363	72.6
PUR	5	For	147/332	44	117/242	48	30/90	33	68/109	62	55	153	208	65	65	31	13	119	392	78.4
		Agn	136/330	41	103/225	46	33/105	31	78/115	68	50	134	184	50	66	33	8	115	383	76.6
URU	5	For	130/322	40	84/191	44	46/131	35	92/119	77	77	117	194	49	84	37	5	122	398	79.6
		Agn	138/296	47	114/199	57	24/97	25	89/132	67	56	125	181	53	88	41	18	128	389	77.8
USA	5	For	144/328	44	113/221	51	31/107	29	55/82	67	64	144	208	52	75	39	17	103	374	74.8
		Agn	134/306	44	97/194	50	37/112	33	54/93	58	39	123	162	50	69	27	12	94	359	71.8
Totals	20		1086/2516	43	804/1649	49	282/867	33	568/843	67	453	1037	1490	439	619	286	89	888	3022	151.1
Avg. per Game			54/ 127		40/ 82		14/ 43		28/ 42		24	53	76	23	32	14	4	44	151.1	

Legend:

%	Shooting Percentage	Agn	Against	AS	Assists	Avg	Average
BS	Blocked Shots	DR	Defensive Rebounds	GP	Games Played	M/A	Made/Attempt
OR	Offensive Rebounds	PF	Fouls	PPG	Points Per Game	PTS	Points
ST	Steals	TO	Turnovers	TOT	Total Rebounds		

Team Statistics

Estadísticas del Equipo / Estatística das Equipes

As of 29 JUL 2007

TOTAL FIELD GOALS %

Rk	Team	GP	M/A	%
1	BRA	5	153/291	52.6
2	PAN	5	132/297	44.4
3	PUR	5	147/332	44.3
4	USA	5	144/328	43.9
5	ARG	5	138/322	42.8
6	URU	5	130/322	40.4
7	CAN	5	121/309	39.2
8	ISV	5	121/315	38.4

2 POINTS FIELD GOALS %

Rk	Team	GP	M/A	%
1	BRA	5	112/188	59.6
2	USA	5	113/221	51.1
3	PAN	5	99/194	51.0
4	ARG	5	105/216	48.6
5	PUR	5	117/242	48.3
6	CAN	5	78/171	45.6
7	URU	5	84/191	44.0
8	ISV	5	96/226	42.5

3 POINTS FIELD GOALS %

Rk	Team	GP	M/A	%
1	BRA	5	41/103	39.8
2	URU	5	46/131	35.1
3	PUR	5	30/90	33.3
4	PAN	5	33/103	32.0
5	CAN	5	43/138	31.1
6	ARG	5	33/106	31.1
7	USA	5	31/107	29.0
8	ISV	5	25/89	28.1

FREE THROWS %

Rk	Team	GP	M/A	%
1	BRA	5	105/132	79.5
2	URU	5	92/119	77.3
3	USA	5	55/82	67.1
4	ARG	5	82/128	64.1
5	PUR	5	68/109	62.4
6	PAN	5	59/95	62.1
7	ISV	5	63/103	61.2
8	CAN	5	44/75	58.7

POINTS FOR

Rk	Team	GP	Total	Avg
1	BRA	5	452	90.4
2	URU	5	398	79.6
3	PUR	5	392	78.4
4	ARG	5	391	78.2
5	USA	5	374	74.8
6	PAN	5	356	71.2
7	ISV	5	330	66.0
8	CAN	5	329	65.8

POINTS AGAINST

Rk	Team	GP	Total	Avg
1	USA	5	359	71.8
2	PAN	5	363	72.6
3	ISV	5	368	73.6
4	BRA	5	376	75.2
5	CAN	5	382	76.4
6	PUR	5	383	76.6
7	URU	5	389	77.8
8	ARG	5	402	80.4

REBOUNDS

Rk	Team	GP	Off	Def	Total	Avg
1	PUR	5	55	153	208	41.6
1	USA	5	64	144	208	41.6
3	URU	5	77	117	194	38.8
4	CAN	5	56	125	181	36.2
5	PAN	5	45	132	177	35.4
6	ARG	5	46	129	175	35.0
6	BRA	5	58	117	175	35.0
8	ISV	5	52	120	172	34.4

ASSISTS

Rk	Team	GP	Total	Avg
1	BRA	5	83	16.6
2	PUR	5	65	13.0
3	CAN	5	56	11.2
4	PAN	5	54	10.8
5	USA	5	52	10.4
6	URU	5	49	9.8
7	ARG	5	47	9.4
8	ISV	5	33	6.6

FOULS

Rk	Team	GP	Total	Avg
1	ARG	5	126	25.2
2	URU	5	122	24.4
3	PUR	5	119	23.8
4	CAN	5	111	22.2
5	BRA	5	106	21.2
6	USA	5	103	20.6
7	PAN	5	102	20.4
8	ISV	5	99	19.8

TURNOVERS

Rk	Team	GP	Total	Avg
1	CAN	5	92	18.4
2	URU	5	84	16.8
3	PAN	5	82	16.4
4	ISV	5	76	15.2
5	BRA	5	75	15.0
5	USA	5	75	15.0
7	ARG	5	70	14.0
8	PUR	5	65	13.0

STEALS

Rk	Team	GP	Total	Avg
1	ISV	5	47	9.4
2	BRA	5	40	8.0
3	USA	5	39	7.8
4	URU	5	37	7.4
5	ARG	5	36	7.2
6	PUR	5	31	6.2
7	CAN	5	29	5.8
8	PAN	5	27	5.4

BLOCKED SHOTS

Rk	Team	GP	Total	Avg
1	ARG	5	18	3.6
2	USA	5	17	3.4
3	PAN	5	16	3.2
4	PUR	5	13	2.6
5	CAN	5	7	1.4
5	ISV	5	7	1.4
7	BRA	5	6	1.2
8	URU	5	5	1.0

Legend:

%	Shooting Percentage	Avg	Average per Game	Def	Defensive Rebounds	GP	Games Played
M/A	Made/Attempt	Off	Offensive Rebounds	Rk	Rank		

Individual Statistics

Estadística Individual / Estatísticas Individuais

As of 29 JUL 2007

POINTS (by average)

Rk	Name	Team	GP	Total	Avg
1	BATISTA E	URU	5	91	18.2
2	PINNOCK D	PAN	5	86	17.2
3	MAZZARINO N	URU	5	85	17.0
4	WHITE JR. D	USA	5	84	16.8
5	BAREA JJ	PUR	5	82	16.4
6	DA ROSA M	BRA	5	76	15.2
6	MACHADO M	BRA	5	76	15.2
8	GONZALEZ R	ARG	5	72	14.4
9	BATISTA JP	BRA	5	70	14.0
10	VINICIUS M	BRA	5	69	13.8

POINTS (by total)

Rk	Name	Team	GP	Avg	Total
1	BATISTA E	URU	5	18.2	91
2	PINNOCK D	PAN	5	17.2	86
3	MAZZARINO N	URU	5	17.0	85
4	WHITE JR. D	USA	5	16.8	84
5	BAREA JJ	PUR	5	16.4	82
6	DA ROSA M	BRA	5	15.2	76
6	MACHADO M	BRA	5	15.2	76
8	GONZALEZ R	ARG	5	14.4	72
9	BATISTA JP	BRA	5	14.0	70
10	VINICIUS M	BRA	5	13.8	69

REBOUNDS

Rk	Name	Team	GP	Off	Def	Total	Avg
1	BATISTA E	URU	5	21	38	59	11.8
2	REYES A	PUR	5	16	36	52	10.4
3	LLOREDA J	PAN	5	8	35	43	8.6
3	WHITE JR. D	USA	5	10	33	43	8.6
5	DA ROSA M	BRA	5	15	22	37	7.4
6	GONZALEZ R	ARG	5	11	24	35	7.0
7	GOMEZ D	PAN	5	6	27	33	6.6
8	DOORNEKAMP A	CAN	5	8	24	32	6.4
9	ELEGAR F	ISV	5	10	19	29	5.8
9	HIBBERT R	USA	5	11	18	29	5.8

ASSISTS

Rk	Name	Team	GP	Total	Avg
1	SILVA V	BRA	5	32	6.4
2	BAREA JJ	PUR	5	27	5.4
3	MACHADO M	BRA	5	21	4.2
4	PINNOCK D	PAN	5	16	3.2
5	LLOREDA J	PAN	5	12	2.4
5	MAZZARINO N	URU	5	12	2.4
5	RAUTINS A	CAN	5	12	2.4
8	BERDIEL M	PUR	5	11	2.2
8	NEITZEL D	USA	5	11	2.2
10	VINICIUS M	BRA	5	10	2.0

FOULS ON

Rk	Name	Team	GP	Total	Avg
1	BAREA JJ	PUR	5	32	6.4
2	LOGRIPPO D	ARG	5	29	5.8
3	DA ROSA M	BRA	5	26	5.2
4	BATISTA E	URU	5	24	4.8
5	BREMPOG R	CAN	5	23	4.6
5	LLOREDA J	PAN	5	23	4.6
7	GARCIA D	ARG	5	21	4.2
8	GOMEZ D	PAN	5	20	4.0
8	KRAUSER C	ISV	5	20	4.0
8	MAZZARINO N	URU	5	20	4.0

BLOCKED SHOTS

Rk	Name	Team	GP	Total	Avg
1	HIBBERT R	USA	5	8	1.6
2	GONZALEZ R	ARG	5	7	1.4
3	LLOREDA J	PAN	5	6	1.2
4	GOMEZ D	PAN	5	5	1.0
4	LEE C	PUR	5	5	1.0
4	WHITE JR. D	USA	5	5	1.0
7	DA ROSA M	BRA	5	4	0.8
7	RAMOS PJ	PUR	5	4	0.8
9	WADE YOUNG J	CAN	5	3	0.6
10	BATISTA E	URU	5	2	0.4

STEALS

Rk	Name	Team	GP	Total	Avg
1	MACHADO M	BRA	5	18	3.6
2	KRAUSER C	ISV	5	11	2.2
3	CEQUEIRA L	ARG	5	8	1.6
3	GARCIA D	ARG	5	8	1.6
3	PINNOCK D	PAN	5	8	1.6
6	BARRERA G	URU	5	7	1.4
6	BATISTA E	URU	5	7	1.4
6	GARCIA MORALES L	URU	5	7	1.4
6	GONZALEZ R	ARG	5	7	1.4
6	WHITE JR. D	USA	5	7	1.4

11 more players tied

TURNOVERS

Rk	Name	Team	GP	Total	Avg
1	BATISTA E	URU	5	20	4.0
2	BAREA JJ	PUR	5	18	3.6
2	RAUTINS A	CAN	5	18	3.6
4	PINNOCK D	PAN	5	17	3.4
5	ANDERSON J	CAN	5	16	3.2
6	BREMPOG R	CAN	5	15	3.0
6	MAZZARINO N	URU	5	15	3.0
6	REYNOLDS S	USA	5	15	3.0
9	KRAUSER C	ISV	5	14	2.8
10	BATISTA JP	BRA	5	13	2.6

4 more players tied

Individual Statistics

Estadística Individual / Estatísticas Individuais

As of 29 JUL 2007

TOTAL FIELD GOALS % (8 attempts/game minimum)

Rk	Name	Team	GP	M/A	%
1	DA ROSA M	BRA	5	29/42	69.0
2	BATISTA JP	BRA	5	30/46	65.2
3	GONZALEZ R	ARG	5	30/49	61.2
4	WHITE JR. D	USA	5	32/54	59.2
5	REYES A	PUR	5	21/39	53.8
6	CARMONA A	PUR	5	23/43	53.5
7	ELEGAR F	ISV	5	23/45	51.1
8	LOW D	USA	4	17/34	50.0
9	ANDERSON J	CAN	5	20/41	48.8
10	VICTOR C	ISV	5	22/48	45.8

TOTAL FIELD GOALS MADE

Rk	Name	Team	GP	Total	Avg
1	WHITE JR. D	USA	5	32	6.4
2	BATISTA E	URU	5	31	6.2
2	PINNOCK D	PAN	5	31	6.2
4	BATISTA JP	BRA	5	30	6.0
4	GONZALEZ R	ARG	5	30	6.0
6	BAREA JJ	PUR	5	29	5.8
6	DA ROSA M	BRA	5	29	5.8
8	MAZZARINO N	URU	5	28	5.6
9	LLOREDA J	PAN	5	24	4.8
9	MACHADO M	BRA	5	24	4.8

2 POINTS FIELD GOALS % (6 attempts/game minimum)

Rk	Name	Team	GP	M/A	%
1	DA ROSA M	BRA	5	27/39	69.2
2	BATISTA JP	BRA	5	30/46	65.2
3	GONZALEZ R	ARG	5	30/49	61.2
4	WHITE JR. D	USA	5	32/54	59.2
5	KULJANIN V	CAN	5	17/29	58.6
6	PINNOCK D	PAN	5	18/31	58.1
7	HIBBERT R	USA	5	19/33	57.6
8	VICTOR C	ISV	5	19/34	55.9
9	CARMONA A	PUR	5	22/40	55.0
10	REYES A	PUR	5	18/33	54.5

2 POINTS FIELD GOALS MADE

Rk	Name	Team	GP	Total	Avg
1	WHITE JR. D	USA	5	32	6.4
2	BATISTA JP	BRA	5	30	6.0
2	GONZALEZ R	ARG	5	30	6.0
4	BATISTA E	URU	5	27	5.4
4	DA ROSA M	BRA	5	27	5.4
6	BAREA JJ	PUR	5	25	5.0
7	LLOREDA J	PAN	5	24	4.8
8	ELEGAR F	ISV	5	23	4.6
9	CARMONA A	PUR	5	22	4.4
10	GOMEZ D	PAN	5	20	4.0

3 POINTS FIELD GOALS % (2 attempts/game minimum)

Rk	Name	Team	GP	M/A	%
1	SANCHEZ R	PUR	5	8/15	53.3
2	MUNOZ J	PAN	5	7/14	50.0
2	SILVA V	BRA	5	7/14	50.0
4	DOS SANTOS W	BRA	4	4/8	50.0
5	BULFONI J	ARG	5	15/32	46.9
6	BUCKNOR J	CAN	4	6/13	46.2
7	ANDERSON J	CAN	5	13/30	43.3
8	PERALTA JJ	PAN	5	6/14	42.8
9	MARTINEZ F	URU	3	3/7	42.8
10	MACHADO M	BRA	5	17/40	42.5

3 POINTS FIELD GOALS MADE

Rk	Name	Team	GP	Total	Avg
1	MAZZARINO N	URU	5	18	3.6
2	MACHADO M	BRA	5	17	3.4
3	RAUTINS A	CAN	5	16	3.2
4	BULFONI J	ARG	5	15	3.0
5	ANDERSON J	CAN	5	13	2.6
5	PINNOCK D	PAN	5	13	2.6
7	FOSTER S	USA	5	10	2.0
7	LEE C	PUR	5	10	2.0
9	GARCIA MORALES L	URU	5	9	1.8
9	VINICIUS M	BRA	5	9	1.8

FREE THROWS % (3 attempts/game minimum)

Rk	Name	Team	GP	M/A	%
1	MARTINEZ F	URU	3	14/15	93.3
2	DA ROSA M	BRA	5	16/18	88.9
3	SILVA V	BRA	5	18/21	85.7
4	BATISTA E	URU	5	25/30	83.3
5	HUERTAS M	BRA	5	13/16	81.2
6	BAREA JJ	PUR	5	20/25	80.0
7	VINICIUS M	BRA	5	16/20	80.0
8	PINNOCK D	PAN	5	11/14	78.6
9	MAZZARINO N	URU	5	11/15	73.3
10	LOGRIPPO D	ARG	5	21/29	72.4

FREE THROWS MADE

Rk	Name	Team	GP	Total	Avg
1	BATISTA E	URU	5	25	5.0
2	MARTINEZ F	URU	3	14	4.7
3	LOGRIPPO D	ARG	5	21	4.2
4	BAREA JJ	PUR	5	20	4.0
4	WHITE JR. D	USA	5	20	4.0
6	SILVA V	BRA	5	18	3.6
7	DA ROSA M	BRA	5	16	3.2
7	VINICIUS M	BRA	5	16	3.2
9	LLOREDA J	PAN	5	15	3.0
10	KRAUSER C	ISV	5	14	2.8

Note:

All Players eligible for these statistics must have played at least 50% of all games

Legend:

%	Shooting Percentage	Avg	Average per Game	Def	Defensive Rebounds	GP	Games Played
M/A	Made/Attempt	Off	Offensive Rebounds	Rk	Rank		

Vôlei de Praia
Voleibol de Playa
Beach Volleyball





Medallists

Medallista / Medalhistas

Medal	Name	NOC
GOLD	Silva/Franca SILVA Juliana (c) FRANCA Larissa	BRA - Brazil
SILVER	Fernandez/Larrea FERNANDEZ Dalixia LARREA Tamara (c)	CUB - Cuba
BRONZE	Candelas/Garcia GARCIA LOPEZ Mayra Aidee (c) CANDELAS RAMIREZ Bibiana	MEX - Mexico

Legend:
(c) Captain



Beach Volleyball

Voleibol de Playa / Vôlei de Praia

Women

Señoras / Senhora

Final

Final / Final

B4

Tournament Ranking

Clasificación del Torneo / Classificação do Torneio

As of 21 JUL 2007 at 22:57

Rank	Team	NOC Code	Medal
1	Silva/Franca	BRA	Gold
2	Fernandez/Larrea	CUB	Silver
3	Candelas/Garcia	MEX	Bronze
4	Lessard/Maxwell	CAN	
5	Cardozo/Guerrero	URU	
5	Akers/Niles	USA	
5	Galindo/Galindo	COL	
5	Mena/Hernandez	ECU	
9	Morales/Alfaro	CRC	
9	Orellana/Ramirez	GUA	
9	Soler/Molina	ESA	
9	Guandique/Rostran	NCA	
13	Vera/Munoz	VEN	
13	Evangelista/Ortiz	ARG	
13	Yantin/Ruiz	PUR	
13	Joseph/Phillp	TRI	



B4 Draw - Final Phase

Sorteo - Fase final / Sorteio - Fase Final

As of 21 JUL 2007

Quarterfinal	Semifinal	Final
<p>Candelas/Garcia (MEX)</p> <p>Match 51 19 JUL 20:00</p>	<p>Candelas/Garcia (MEX) 21:18, 21:19</p>	
<p>Akers/Niles (USA)</p> <p>Silva/Franca (BRA)</p> <p>Match 52 19 JUL 22:00</p>	<p>Match 57 20 JUL 16:00</p> <p>21:8, 21:11 Silva/Franca (BRA)</p>	<p>Silva/Franca (BRA) 12:21, 13:21</p>
<p>Cardozo/Guerrero (URU)</p> <p>Lessard/Maxwell (CAN)</p> <p>Match 47 19 JUL 13:00</p>	<p>Lessard/Maxwell (CAN) 21:11, 21:10</p>	<p>Match 62 Gold Medal Match 21 JUL 22:00</p> <p>Silva/Franca (BRA) Gold Medal</p> <p>21:15, 21:17</p> <p>Fernandez/Larrea (CUB) Silver Medal</p>
<p>Mena/Hernandez (ECU)</p> <p>Fernandez/Larrea (CUB)</p> <p>Match 48 19 JUL 14:00</p>	<p>Match 58 20 JUL 17:00</p> <p>21:12, 21:14 Fernandez/Larrea (CUB)</p>	<p>13:21, 16:21 Fernandez/Larrea (CUB)</p>
<p>Galindo/Galindo (COL)</p>		<p>Candelas/Garcia (MEX)</p> <p>Match 61 Bronze Medal Match 21 JUL 20:00</p> <p>Candelas/Garcia (MEX) Bronze Medal</p> <p>22:20, 21:15</p> <p>Lessard/Maxwell (CAN)</p>



Arena de Copacabana
Arena de Copacabana
Arena de Copacabana

21 JUL 2007
22:00

Beach Volleyball
Voleibol de Playa / Vôlei de Praia

Women
Señoras / Senhora

Final
Final / Final

B3

Match Results

Resultados del partido / Resultados da partida

Match 62

Silva/Franca (BRA) vs Fernandez/Larrea (CUB)

2 0

Teams	Sets	1	2	3	Total
Silva/Franca (BRA)	2	21	21		42
Fernandez/Larrea (CUB)	0	15	17		32
	Duration:	21 min	20 min		41 min

1st Referee: APOL Daniel (USA)

2nd Referee: SUMAVIL Osvaldo (ARG)

TEAM AND ATHLETE PERFORMANCES

SILVA Juliana (c)	FRANCA Larissa	TOTAL		TOTAL	FERNANDEZ Dalixia	LARREA Tamara (c)
18	23	41	Service Attempts	33	15	18
2	3	5	Service Faults	1	1	0
1	0	1	Service Aces	1	0	1

18	35	53	Attack Attempts	45	25	20
7	18	25	Attack Successes	16	9	7

1	0	1	Block Successes	1	0	1
---	---	---	------------------------	---	---	---

2	0	2	Opponent Errors	9	4	5
---	---	---	------------------------	---	---	---

2	13	15	Dig Successes	3	3	0
---	----	----	----------------------	---	---	---

Number of Spectators:

WEATHER CONDITIONS

AIR TEMPERATURE:	HUMIDITY:
SAND TEMPERATURE:	CONDITIONS:
WIND DIRECTION:	BAROMETRIC PRESSURE:
WIND SPEED:	

Legend:
(c) Captain DSQ Disqualified INJ Injury



Arena de Copacabana
Arena de Copacabana
Arena de Copacabana

21 JUL 2007
20:00

Beach Volleyball
Voleibol de Playa / Vôlei de Praia

Women
Señoras / Senhora

Final 3-4
Finale 3-4 /

B3

Match Results

Resultados del partido / Resultados da partida

Match 61

Candelas/Garcia (MEX) vs Lessard/Maxwell (CAN)

2 0

Teams	Sets	1	2	3	Total
Candelas/Garcia (MEX)	2	22	21		43
Lessard/Maxwell (CAN)	0	20	15		35
	Duration:	24 min	21 min		45 min

1st Referee: FONSECA Regis (BRA)

2nd Referee: COLLADO Juvenal (DOM)

TEAM AND ATHLETE PERFORMANCES

GARCIA LOPEZ Mayra Aidee (c)	CANDELAS RAMIREZ Bibiana	TOTAL		TOTAL	MAXWELL Sarah	LESSARD Marie (c)
22	21	43	Service Attempts	35	19	16
1	0	1	Service Faults	4	3	1
1	0	1	Service Aces	1	1	0

24	30	54	Attack Attempts	65	38	27
8	10	18	Attack Successes	23	12	11

0	4	4	Block Successes	2	2	0
---	---	---	------------------------	---	---	---

4	1	5	Opponent Errors	9	4	5
---	---	---	------------------------	---	---	---

6	0	6	Dig Successes	14	3	11
---	---	---	----------------------	----	---	----

Number of Spectators:

WEATHER CONDITIONS

AIR TEMPERATURE:	HUMIDITY:
SAND TEMPERATURE:	CONDITIONS:
WIND DIRECTION:	BAROMETRIC PRESSURE:
WIND SPEED:	

Legend:
(c) Captain **DSQ** Disqualified **INJ** Injury



Arena de Copacabana
Arena de Copacabana
Arena de Copacabana

20 JUL 2007
16:00

Beach Volleyball
Voleibol de Playa / Vôlei de Praia

Women
Señoras / Senhora

Semifinals
Semifinales / Semifinais

B3

Match Results

Resultados del partido / Resultados da partida

Match 57

Candelas/Garcia (MEX) vs Silva/Franca (BRA)

0 2

Teams	Sets	1	2	3	Total
Candelas/Garcia (MEX)	0	12	13		25
Silva/Franca (BRA)	2	21	21		42
	Duration:	18 min	19 min		37 min

1st Referee: COLLADO Juvenal (DOM)

2nd Referee: APOL Daniel (USA)

TEAM AND ATHLETE PERFORMANCES

GARCIA LOPEZ Mayra Aidee (c)	CANDELAS RAMIREZ Bibiana	TOTAL		TOTAL	SILVA Juliana (c)	FRANCA Larissa
14	13	27	Service Attempts	40	20	20
1	0	1	Service Faults	3	0	3
0	1	1	Service Aces	1	0	1

41	10	51	Attack Attempts	50	31	19
7	4	11	Attack Successes	18	13	5

0	0	0	Block Successes	2	2	0
---	---	---	------------------------	---	---	---

8	3	11	Opponent Errors	6	3	3
---	---	----	------------------------	---	---	---

3	0	3	Dig Successes	0	0	0
---	---	---	----------------------	---	---	---

Number of Spectators:

WEATHER CONDITIONS

AIR TEMPERATURE:	HUMIDITY:
SAND TEMPERATURE:	CONDITIONS:
WIND DIRECTION:	BAROMETRIC PRESSURE:
WIND SPEED:	

Legend:
(c) Captain DSQ Disqualified INJ Injury



Arena de Copacabana
Arena de Copacabana
Arena de Copacabana

20 JUL 2007
17:00

Beach Volleyball
Voleibol de Playa / Vôlei de Praia

Women
Señoras / Senhora

Semifinals
Semifinales / Semifinais

B3

Match Results

Resultados del partido / Resultados da partida

Match 58

Lessard/Maxwell (CAN) vs Fernandez/Larrea (CUB)

0 2

Teams	Sets	1	2	3	Total
Lessard/Maxwell (CAN)	0	13	16		29
Fernandez/Larrea (CUB)	2	21	21		42
	Duration:	19 min	22 min		41 min

1st Referee: PINERO Arnaldo (PUR)

2nd Referee: FONSECA Regis (BRA)

TEAM AND ATHLETE PERFORMANCES

MAXWELL Sarah	LESSARD Marie (c)	TOTAL		TOTAL	FERNANDEZ Dalixia (c)	LARREA Tamara
13	17	30	Service Attempts	41	23	18
1	2	3	Service Faults	1	1	0
1	1	2	Service Aces	1	0	1

29	22	51	Attack Attempts	47	20	27
8	4	12	Attack Successes	25	10	15

0	0	0	Block Successes	2	0	2
---	---	---	------------------------	---	---	---

2	1	3	Opponent Errors	9	2	7
---	---	---	------------------------	---	---	---

0	0	0	Dig Successes	9	4	5
---	---	---	----------------------	---	---	---

Number of Spectators:

WEATHER CONDITIONS

AIR TEMPERATURE:	HUMIDITY:
SAND TEMPERATURE:	CONDITIONS:
WIND DIRECTION:	BAROMETRIC PRESSURE:
WIND SPEED:	

Legend:
(c) Captain **DSQ** Disqualified **INJ** Injury



Arena de Copacabana
Arena de Copacabana
Arena de Copacabana

19 JUL 2007
20:00

Beach Volleyball

Voleibol de Playa / Vôlei de Praia

Women

Señoras / Senhora

Quarterfinals

Cuartos de finales / Quartas de final

B3

Match Results

Resultados del partido / Resultados da partida

Match 51

Candelas/Garcia (MEX) vs Akers/Niles (USA)

2 0

Teams	Sets	1	2	3	Total
Candelas/Garcia (MEX)	2	21	21		42
Akers/Niles (USA)	0	18	19		37
	Duration:	21 min	24 min		45 min

1st Referee: MARTINS Elzir (BRA)

2nd Referee: PINERO Arnaldo (PUR)

TEAM AND ATHLETE PERFORMANCES

GARCIA LOPEZ Mayra Aidee (c)	CANDELAS RAMIREZ Bibiana	TOTAL		TOTAL	AKERS Angela	NILES Brooke (c)
26	16	42	Service Attempts	37	15	22
1	1	2	Service Faults	3	2	1
1	0	1	Service Aces	4	3	1

34	21	55	Attack Attempts	65	25	40
5	7	12	Attack Successes	19	9	10

0	6	6	Block Successes	3	3	0
---	---	---	------------------------	---	---	---

7	0	7	Opponent Errors	9	4	5
---	---	---	------------------------	---	---	---

5	0	5	Dig Successes	6	2	4
---	---	---	----------------------	---	---	---

Number of Spectators:

WEATHER CONDITIONS

AIR TEMPERATURE:	HUMIDITY:
SAND TEMPERATURE:	CONDITIONS:
WIND DIRECTION:	BAROMETRIC PRESSURE:
WIND SPEED:	

Legend:

(c) Captain **DSQ** Disqualified **INJ** Injury

B3

Match Results

Resultados del partido / Resultados da partida

Match 52

Silva/Franca (BRA) vs Cardozo/Guerrero (URU)

2 0

Teams	Sets	1	2	3	Total
Silva/Franca (BRA)	2	21	21		42
Cardozo/Guerrero (URU)	0	8	11		19
	Duration:	15 min	16 min		31 min

1st Referee: RAMIREZ Miguel (MEX)

2nd Referee: COLLADO Juvenal (DOM)

TEAM AND ATHLETE PERFORMANCES

SILVA Juliana (c)	FRANCA Larissa	TOTAL		TOTAL	CARDOZO Karina	GUERRERO Mariana (c)
24	17	41	Service Attempts	20	8	12
0	3	3	Service Faults	6	2	4
1	3	4	Service Aces	1	0	1

21	15	36	Attack Attempts	40	24	16
10	8	18	Attack Successes	8	6	2

1	1	2	Block Successes	0	0	0
---	---	---	------------------------	---	---	---

2	2	4	Opponent Errors	8	4	4
---	---	---	------------------------	---	---	---

5	1	6	Dig Successes	3	0	3
---	---	---	----------------------	---	---	---

Number of Spectators:

WEATHER CONDITIONS

AIR TEMPERATURE:	HUMIDITY:
SAND TEMPERATURE:	CONDITIONS:
WIND DIRECTION:	BAROMETRIC PRESSURE:
WIND SPEED:	

Legend:
(c) Captain DSQ Disqualified INJ Injury



Arena de Copacabana
Arena de Copacabana
Arena de Copacabana

19 JUL 2007
13:00

Beach Volleyball

Voleibol de Playa / Vôlei de Praia

Women

Señoras / Senhora

Quarterfinals

Cuartos de finales / Quartas de final

B3

Match Results

Resultados del partido / Resultados da partida

Match 47

Lessard/Maxwell (CAN) vs Mena/Hernandez (ECU)

2 0

Teams	Sets	1	2	3	Total
Lessard/Maxwell (CAN)	2	21	21		42
Mena/Hernandez (ECU)	0	11	10		21
	Duration:	18 min	18 min		36 min

1st Referee: APOL Daniel (USA)

2nd Referee: SUMAVIL Osvaldo (ARG)

TEAM AND ATHLETE PERFORMANCES

MAXWELL Sarah	LESSARD Marie (c)	TOTAL		TOTAL	HERNANDEZ TORRES Karina	MENA GOMEZ Mercedes (c)
17	24	41	Service Attempts	22	12	10
3	2	5	Service Faults	1	1	0
0	2	2	Service Aces	1	1	0

23	20	43	Attack Attempts	43	27	16
15	8	23	Attack Successes	7	6	1

0	0	0	Block Successes	0	0	0
---	---	---	------------------------	---	---	---

2	1	3	Opponent Errors	7	3	4
---	---	---	------------------------	---	---	---

1	1	2	Dig Successes	5	2	3
---	---	---	----------------------	---	---	---

Number of Spectators:

WEATHER CONDITIONS

AIR TEMPERATURE:	HUMIDITY:
SAND TEMPERATURE:	CONDITIONS:
WIND DIRECTION:	BAROMETRIC PRESSURE:
WIND SPEED:	

Legend:
(c) Captain DSQ Disqualified INJ Injury



Arena de Copacabana
Arena de Copacabana
Arena de Copacabana

19 JUL 2007
14:00

Beach Volleyball

Voleibol de Playa / Vôlei de Praia

Women

Señoras / Senhora

Quarterfinals

Cuartos de finales / Quartas de final

B3

Match Results

Resultados del partido / Resultados da partida

Match 48

Fernandez/Larrea (CUB) vs Galindo/Galindo (COL)

2 0

Teams	Sets	1	2	3	Total
Fernandez/Larrea (CUB)	2	21	21		42
Galindo/Galindo (COL)	0	12	14		26
Duration:		17 min	18 min		35 min

1st Referee: RAMIREZ Miguel (MEX)

2nd Referee: COLLADO Juvenal (DOM)

TEAM AND ATHLETE PERFORMANCES

FERNANDEZ Dalixia (c)	LARREA Tamara	TOTAL		TOTAL	GALINDO RODRIGUEZ Andrea C. (c)	GALINDO RODRIGUEZ Claudia P.
25	16	41	Service Attempts	27	12	15
1	1	2	Service Faults	3	1	2
2	0	2	Service Aces	0	0	0

30	23	53	Attack Attempts	60	24	36
15	8	23	Attack Successes	15	7	8

1	0	1	Block Successes	0	0	0
---	---	---	------------------------	---	---	---

1	2	3	Opponent Errors	8	4	4
---	---	---	------------------------	---	---	---

2	5	7	Dig Successes	5	1	4
---	---	---	----------------------	---	---	---

Number of Spectators:

WEATHER CONDITIONS

AIR TEMPERATURE:	HUMIDITY:
SAND TEMPERATURE:	CONDITIONS:
WIND DIRECTION:	BAROMETRIC PRESSURE:
WIND SPEED:	

Legend:
(c) Captain DSQ Disqualified INJ Injury



Arena de Copacabana
Arena de Copacabana
Arena de Copacabana

16 JUL 2007
10:00

Beach Volleyball
Voleibol de Playa / Vôlei de Praia

Women
Señoras / Senhora

Preliminaries - Pool E
Preliminares - Grupo E / Preliminares - Grupo E

B3

Match Results

Resultados del partido / Resultados da partida

Match 1

Silva/Franca (BRA) vs Akers/Niles (USA)

2 0

Teams	Sets	1	2	3	Total
Silva/Franca (BRA)	2	21	21		42
Akers/Niles (USA)	0	10	16		26
	Duration:	17 min	22 min		39 min

1st Referee: RAMIREZ Miguel (MEX)

2nd Referee: SUMAVIL Osvaldo (ARG)

TEAM AND ATHLETE PERFORMANCES

SILVA Juliana (c)	FRANCA Larissa	TOTAL		TOTAL	AKERS Angela (c)	NILES Brooke
17	24	41	Service Attempts	27	10	17
1	3	4	Service Faults	2	2	0
0	2	2	Service Aces	1	0	1

Fastest Serve

21	18	39	Attack Attempts	50	17	33
10	12	22	Attack Successes	10	5	5

6	0	6	Block Successes	0	0	0
---	---	---	------------------------	---	---	---

3	4	7	Opponent Errors	2	2	0
---	---	---	------------------------	---	---	---

3	6	9	Dig Successes	8	2	6
---	---	---	----------------------	---	---	---

Number of Spectators:

WEATHER CONDITIONS

AIR TEMPERATURE:	HUMIDITY:
SAND TEMPERATURE:	CONDITIONS:
WIND DIRECTION:	BAROMETRIC PRESSURE:
WIND SPEED:	

Legend:
(c) Captain DSQ Disqualified INJ Injury



Arena de Copacabana
Arena de Copacabana
Arena de Copacabana

16 JUL 2007
11:00

Beach Volleyball
Voleibol de Playa / Vôlei de Praia

Women
Señoras / Senhora

Preliminaries - Pool E
Preliminares - Grupo E / Preliminares - Grupo E

B3

Match Results

Resultados del partido / Resultados da partida

Match 2

Soler/Molina (ESA) vs Yantin/Ruiz (PUR)

2 1

Teams	Sets	1	2	3	Total
Soler/Molina (ESA)	2	21	14	15	50
Yantin/Ruiz (PUR)	1	13	21	9	43
	Duration:	17 min	16 min	10 min	43 min

1st Referee: MARTINS Elzir (BRA)

2nd Referee: APOL Daniel (USA)

TEAM AND ATHLETE PERFORMANCES

SOLER Ivonne (c)	MOLINA Laura	TOTAL		TOTAL	YANTIN Yamileska (c)	RUIZ NEGRON Ania
26	20	46	Service Attempts	45	19	26
4	5	9	Service Faults	0	0	0
2	0	2	Service Aces	3	1	2

22	35	57	Attack Attempts	48	21	27
14	18	32	Attack Successes	15	7	8

1	1	2	Block Successes	1	1	0
---	---	---	------------------------	---	---	---

3	2	5	Opponent Errors	6	2	4
---	---	---	------------------------	---	---	---

3	1	4	Dig Successes	2	1	1
---	---	---	----------------------	---	---	---

Number of Spectators:

WEATHER CONDITIONS

AIR TEMPERATURE:	HUMIDITY:
SAND TEMPERATURE:	CONDITIONS:
WIND DIRECTION:	BAROMETRIC PRESSURE:
WIND SPEED:	

Legend:

(c) Captain **DSQ** Disqualified **INJ** Injury



Arena de Copacabana
Arena de Copacabana
Arena de Copacabana

17 JUL 2007
20:00

Beach Volleyball
Voleibol de Playa / Vôlei de Praia

Women
Señoras / Senhora

Preliminaries - Pool E
Preliminares - Grupo E / Preliminares - Grupo E

B3

Match Results

Resultados del partido / Resultados da partida

Match 23

Soler/Molina (ESA) vs Akers/Niles (USA)

0 2

Teams	Sets	1	2	3	Total
Soler/Molina (ESA)	0	11	7		18
Akers/Niles (USA)	2	21	21		42
	Duration:	14 min	14 min		28 min

1st Referee: RAMIREZ Miguel (MEX)

2nd Referee: SUMAVIL Osvaldo (ARG)

TEAM AND ATHLETE PERFORMANCES

SOLER Ivonne (c)	MOLINA Laura	TOTAL		TOTAL	AKERS Angela	NILES Brooke (c)
9	10	19	Service Attempts	41	20	21
1	2	3	Service Faults	5	4	1
0	0	0	Service Aces	2	2	0

11	20	31	Attack Attempts	31	15	16
2	5	7	Attack Successes	22	11	11

0	0	0	Block Successes	1	0	1
---	---	---	------------------------	---	---	---

3	8	11	Opponent Errors	4	4	0
---	---	----	------------------------	---	---	---

0	0	0	Dig Successes	5	2	3
---	---	---	----------------------	---	---	---

Number of Spectators:

WEATHER CONDITIONS

AIR TEMPERATURE:	HUMIDITY:
SAND TEMPERATURE:	CONDITIONS:
WIND DIRECTION:	BAROMETRIC PRESSURE:
WIND SPEED:	

Legend:
(c) Captain **DSQ** Disqualified **INJ** Injury



Arena de Copacabana
Arena de Copacabana
Arena de Copacabana

17 JUL 2007
22:00

Beach Volleyball

Voleibol de Playa / Vôlei de Praia

Women

Señoras / Senhora

Preliminaries - Pool E

Preliminares - Grupo E / Preliminares - Grupo E

B3

Match Results

Resultados del partido / Resultados da partida

Match 24

Silva/Franca (BRA) vs Yantin/Ruiz (PUR)

2 0

Teams	Sets	1	2	3	Total
Silva/Franca (BRA)	2	21	21		42
Yantin/Ruiz (PUR)	0	16	7		23
	Duration:	19 min	15 min		34 min

1st Referee: APOL Daniel (USA)

2nd Referee: RAMIREZ Miguel (MEX)

TEAM AND ATHLETE PERFORMANCES

SILVA Juliana (c)	FRANCA Larissa	TOTAL		TOTAL	YANTIN Yamileska (c)	RUIZ NEGRON Ania
12	28	40	Service Attempts	24	13	11
1	3	4	Service Faults	4	3	1
1	5	6	Service Aces	1	1	0

19	21	40	Attack Attempts	39	17	22
13	10	23	Attack Successes	8	3	5

2	0	2	Block Successes	3	2	1
---	---	---	------------------------	---	---	---

2	1	3	Opponent Errors	2	1	1
---	---	---	------------------------	---	---	---

2	4	6	Dig Successes	1	0	1
---	---	---	----------------------	---	---	---

Number of Spectators:

WEATHER CONDITIONS

AIR TEMPERATURE:	HUMIDITY:
SAND TEMPERATURE:	CONDITIONS:
WIND DIRECTION:	BAROMETRIC PRESSURE:
WIND SPEED:	

Legend:
(c) Captain DSQ Disqualified INJ Injury



Arena de Copacabana
Arena de Copacabana
Arena de Copacabana

18 JUL 2007
15:00

Beach Volleyball
Voleibol de Playa / Vôlei de Praia

Women
Señoras / Senhora

Preliminaries - Pool E
Preliminares - Grupo E / Preliminares - Grupo E

B3

Match Results

Resultados del partido / Resultados da partida

Match 35

Silva/Franca (BRA) vs Soler/Molina (ESA)

2 0

Teams	Sets	1	2	3	Total
Silva/Franca (BRA)	2	21	21		42
Soler/Molina (ESA)	0	11	12		23
	Duration:	14 min	16 min		30 min

1st Referee: MORA Marvin (CRC)

2nd Referee: APOL Daniel (USA)

TEAM AND ATHLETE PERFORMANCES

SILVA Juliana (c)	FRANCA Larissa	TOTAL		TOTAL	SOLER Ivonne (c)	MOLINA Laura
21	20	41	Service Attempts	24	11	13
0	3	3	Service Faults	5	1	4
0	0	0	Service Aces	2	0	2

13	17	30	Attack Attempts	37	9	28
10	8	18	Attack Successes	12	3	9

1	0	1	Block Successes	0	0	0
---	---	---	------------------------	---	---	---

2	2	4	Opponent Errors	12	6	6
---	---	---	------------------------	----	---	---

0	3	3	Dig Successes	2	0	2
---	---	---	----------------------	---	---	---

Number of Spectators:

WEATHER CONDITIONS

AIR TEMPERATURE:	HUMIDITY:
SAND TEMPERATURE:	CONDITIONS:
WIND DIRECTION:	BAROMETRIC PRESSURE:
WIND SPEED:	

Legend:
(c) Captain DSQ Disqualified INJ Injury



Arena de Copacabana
Arena de Copacabana
Arena de Copacabana

18 JUL 2007
15:00

Beach Volleyball
Voleibol de Playa / Vôlei de Praia

Women
Señoras / Senhora

Preliminaries - Pool E
Preliminares - Grupo E / Preliminares - Grupo E

B3

Match Results

Resultados del partido / Resultados da partida

Match 36

Akers/Niles (USA) vs Yantin/Ruiz (PUR)

2 0

Teams	Sets	1	2	3	Total
Akers/Niles (USA)	2	21	21		42
Yantin/Ruiz (PUR)	0	15	17		32
Duration:		14 min	19 min		33 min

1st Referee: FONSECA Regis (BRA)

2nd Referee: RAMIREZ Miguel (MEX)

TEAM AND ATHLETE PERFORMANCES

AKERS Angela	NILES Brooke (c)	TOTAL		TOTAL	YANTIN Yamileska (c)	RUIZ NEGRON Ania
11	28	39	Service Attempts	34	15	19
1	2	3	Service Faults	4	2	2
0	2	2	Service Aces	2	0	2

22	35	57	Attack Attempts	48	24	24
12	16	28	Attack Successes	12	7	5

2	0	2	Block Successes	1	0	1
---	---	---	------------------------	---	---	---

3	3	6	Opponent Errors	6	2	4
---	---	---	------------------------	---	---	---

5	3	8	Dig Successes	4	0	4
---	---	---	----------------------	---	---	---

Number of Spectators:

WEATHER CONDITIONS

AIR TEMPERATURE:	HUMIDITY:
SAND TEMPERATURE:	CONDITIONS:
WIND DIRECTION:	BAROMETRIC PRESSURE:
WIND SPEED:	

Legend:
(c) Captain **DSQ** Disqualified **INJ** Injury



Arena de Copacabana
Arena de Copacabana
Arena de Copacabana

16 JUL 2007
12:00

Beach Volleyball
Voleibol de Playa / Vôlei de Praia

Women
Señoras / Senhora

Preliminaries - Pool F
Preliminares - Grupo F / Preliminares - Grupo F

B3

Match Results

Resultados del partido / Resultados da partida

Match 3

Fernandez/Larrea (CUB) vs Guandique/Hostran (NCA)

2 0

Teams	Sets	1	2	3	Total
Fernandez/Larrea (CUB)	2	21	21		42
Guandique/Hostran (NCA)	0	6	9		15
	Duration:	12 min	14 min		26 min

1st Referee: SUMAVIL Osvaldo (ARG)

2nd Referee: MARTINS Elzir (BRA)

TEAM AND ATHLETE PERFORMANCES

FERNANDEZ Dalixia (c)	LARREA Tamara	TOTAL		TOTAL	GUANDIQUE Heisell	HOSTRAN GRANADOS Heidi
22	18	40	Service Attempts	17	8	9
2	3	5	Service Faults	0	0	0
1	1	2	Service Aces	2	1	1

17	15	32	Attack Attempts	34	17	17
12	11	23	Attack Successes	7	5	2

0	2	2	Block Successes	0	0	0
---	---	---	------------------------	---	---	---

0	1	1	Opponent Errors	7	2	5
---	---	---	------------------------	---	---	---

0	0	0	Dig Successes	3	2	1
---	---	---	----------------------	---	---	---

Number of Spectators:

WEATHER CONDITIONS

AIR TEMPERATURE:	HUMIDITY:
SAND TEMPERATURE:	CONDITIONS:
WIND DIRECTION:	BAROMETRIC PRESSURE:
WIND SPEED:	

Legend:
(c) Captain DSQ Disqualified INJ Injury



Arena de Copacabana
Arena de Copacabana
Arena de Copacabana

16 JUL 2007
13:00

Beach Volleyball
Voleibol de Playa / Vôlei de Praia

Women
Señoras / Senhora

Preliminaries - Pool F
Preliminares - Grupo F / Preliminares - Grupo F

B3

Match Results

Resultados del partido / Resultados da partida

Match 4

Mena/Hernandez (ECU) vs Joseph/Phillp (TRI)

2 0

Teams	Sets	1	2	3	Total
Mena/Hernandez (ECU)	2	21	21		42
Joseph/Phillp (TRI)	0	8	9		17
	Duration:	15 min	17 min		32 min

1st Referee: APOL Daniel (USA)

2nd Referee: RAMIREZ Miguel (MEX)

TEAM AND ATHLETE PERFORMANCES

HERNANDEZ TORRES Karina	MENA GOMEZ Mercedes (c)	TOTAL		TOTAL	JOSEPH Nancy (c)	PHILLP Eiki
25	17	42	Service Attempts	19	10	9
1	2	3	Service Faults	3	1	2
1	0	1	Service Aces	0	0	0

23	23	46	Attack Attempts	50	28	22
10	13	23	Attack Successes	5	2	3

0	1	1	Block Successes	0	0	0
---	---	---	------------------------	---	---	---

2	2	4	Opponent Errors	2	1	1
---	---	---	------------------------	---	---	---

4	0	4	Dig Successes	0	0	0
---	---	---	----------------------	---	---	---

Number of Spectators:

WEATHER CONDITIONS

AIR TEMPERATURE:	HUMIDITY:
SAND TEMPERATURE:	CONDITIONS:
WIND DIRECTION:	BAROMETRIC PRESSURE:
WIND SPEED:	

Legend:

(c) Captain **DSQ** Disqualified **INJ** Injury



Arena de Copacabana
Arena de Copacabana
Arena de Copacabana

17 JUL 2007
10:00

Beach Volleyball
Voleibol de Playa / Vôlei de Praia

Women
Señoras / Senhora

Preliminaries - Pool F
Preliminares - Grupo F / Preliminares - Grupo F

B3

Match Results

Resultados del partido / Resultados da partida

Match 11

Fernandez/Larrea (CUB) vs Joseph/Phillp (TRI)

2 0

Teams	Sets	1	2	3	Total
Fernandez/Larrea (CUB)	2	21	21		42
Joseph/Phillp (TRI)	0	8	8		16
	Duration:	13 min	14 min		27 min

1st Referee: MORA Marvin (CRC)

2nd Referee: COLLADO Juvenal (DOM)

TEAM AND ATHLETE PERFORMANCES

FERNANDEZ Dalixia (c)	LARREA Tamara	TOTAL		TOTAL	JOSEPH Nancy (c)	PHILLP Eiki
18	22	40	Service Attempts	18	7	11
2	0	2	Service Faults	3	1	2
0	0	0	Service Aces	1	0	1

16	19	35	Attack Attempts	44	25	19
9	13	22	Attack Successes	9	6	3

0	1	1	Block Successes	0	0	0
---	---	---	------------------------	---	---	---

1	1	2	Opponent Errors	6	3	3
---	---	---	------------------------	---	---	---

2	2	4	Dig Successes	2	1	1
---	---	---	----------------------	---	---	---

Number of Spectators:

WEATHER CONDITIONS

AIR TEMPERATURE:	HUMIDITY:
SAND TEMPERATURE:	CONDITIONS:
WIND DIRECTION:	BAROMETRIC PRESSURE:
WIND SPEED:	

Legend:
(c) Captain DSQ Disqualified INJ Injury



Arena de Copacabana
Arena de Copacabana
Arena de Copacabana

17 JUL 2007
10:00

Beach Volleyball
Voleibol de Playa / Vôlei de Praia

Women
Señoras / Senhora

Preliminaries - Pool F
Preliminares - Grupo F / Preliminares - Grupo F

B3

Match Results

Resultados del partido / Resultados da partida

Match 12

Mena/Hernandez (ECU) vs Guandique/Hostran (NCA)

2 0

Teams	Sets	1	2	3	Total
Mena/Hernandez (ECU)	2	21	21		42
Guandique/Hostran (NCA)	0	5	6		11
	Duration:	14 min	12 min		26 min

1st Referee: FONSECA Regis (BRA)

2nd Referee: PINERO Arnaldo (PUR)

TEAM AND ATHLETE PERFORMANCES

HERNANDEZ TORRES Karina	MENA GOMEZ Mercedes (c)	TOTAL		TOTAL	GUANDIQUE Heisell	HOSTRAN GRANADOS Heidy
25	15	40	Service Attempts	13	6	7
4	0	4	Service Faults	1	0	1
0	0	0	Service Aces	0	0	0

15	21	36	Attack Attempts	40	18	22
7	17	24	Attack Successes	3	1	2

0	0	0	Block Successes	0	0	0
---	---	---	------------------------	---	---	---

2	0	2	Opponent Errors	7	4	3
---	---	---	------------------------	---	---	---

1	1	2	Dig Successes	1	0	1
---	---	---	----------------------	---	---	---

Number of Spectators:

WEATHER CONDITIONS

AIR TEMPERATURE:	HUMIDITY:
SAND TEMPERATURE:	CONDITIONS:
WIND DIRECTION:	BAROMETRIC PRESSURE:
WIND SPEED:	

Legend:
(c) Captain **DSQ** Disqualified **INJ** Injury



Arena de Copacabana
Arena de Copacabana
Arena de Copacabana

18 JUL 2007
10:00

Beach Volleyball
Voleibol de Playa / Vôlei de Praia

Women
Señoras / Senhora

Preliminaries - Pool F
Preliminares - Grupo F / Preliminares - Grupo F

B3

Match Results

Resultados del partido / Resultados da partida

Match 27

Guandique/Rostran (NCA) vs Joseph/Phillp (TRI)

2 1

Teams	Sets	1	2	3	Total
Guandique/Rostran (NCA)	2	16	21	15	52
Joseph/Phillp (TRI)	1	21	17	9	47
	Duration:	13 min	15 min	12 min	40 min

1st Referee: MORA Marvin (CRC)

2nd Referee: RAMIREZ Miguel (MEX)

TEAM AND ATHLETE PERFORMANCES

GUANDIQUE Heisell	ROSTRAN GRANADOS Heidy	TOTAL		TOTAL	JOSEPH Nancy (c)	PHILLP Eiki
26	28	54	Service Attempts	47	19	28
4	3	7	Service Faults	2	2	0
2	1	3	Service Aces	3	2	1

41	22	63	Attack Attempts	64	27	37
13	11	24	Attack Successes	20	10	10

0	4	4	Block Successes	3	0	3
---	---	---	------------------------	---	---	---

4	3	7	Opponent Errors	10	5	5
---	---	---	------------------------	----	---	---

0	0	0	Dig Successes	3	2	1
---	---	---	----------------------	---	---	---

Number of Spectators:

WEATHER CONDITIONS

AIR TEMPERATURE:	HUMIDITY:
SAND TEMPERATURE:	CONDITIONS:
WIND DIRECTION:	BAROMETRIC PRESSURE:
WIND SPEED:	

Legend:
(c) Captain DSQ Disqualified INJ Injury



Arena de Copacabana
Arena de Copacabana
Arena de Copacabana

18 JUL 2007
10:00

Beach Volleyball
Voleibol de Playa / Vôlei de Praia

Women
Señoras / Senhora

Preliminaries - Pool F
Preliminares - Grupo F / Preliminares - Grupo F

B3

Match Results

Resultados del partido / Resultados da partida

Match 28

Fernandez/Larrea (CUB) vs Mena/Hernandez (ECU)

2 0

Teams	Sets	1	2	3	Total
Fernandez/Larrea (CUB)	2	21	21		42
Mena/Hernandez (ECU)	0	12	12		24
	Duration:	17 min	15 min		32 min

1st Referee: APOL Daniel (USA)
2nd Referee: MARTINS Elzir (BRA)

TEAM AND ATHLETE PERFORMANCES

FERNANDEZ Dalixia (c)	LARREA Tamara	TOTAL		TOTAL	HERNANDEZ TORRES Karina	MENA GOMEZ Mercedes (c)
24	18	42	Service Attempts	24	13	11
3	3	6	Service Faults	1	1	0
0	0	0	Service Aces	1	1	0

24	21	45	Attack Attempts	40	21	19
12	12	24	Attack Successes	10	7	3

0	0	0	Block Successes	0	0	0
---	---	---	------------------------	---	---	---

0	2	2	Opponent Errors	13	6	7
---	---	---	------------------------	----	---	---

3	1	4	Dig Successes	5	3	2
---	---	---	----------------------	---	---	---

Number of Spectators:

WEATHER CONDITIONS

AIR TEMPERATURE:	HUMIDITY:
SAND TEMPERATURE:	CONDITIONS:
WIND DIRECTION:	BAROMETRIC PRESSURE:
WIND SPEED:	

Legend:
(c) Captain **DSQ** Disqualified **INJ** Injury



Arena de Copacabana
Arena de Copacabana
Arena de Copacabana

16 JUL 2007
18:00

Beach Volleyball
Voleibol de Playa / Vôlei de Praia

Women
Señoras / Senhora

Preliminaries - Pool G
Preliminares - Grupo G / Preliminares - Grupo G

B3

Match Results

Resultados del partido / Resultados da partida

Match 5

Lessard/Maxwell (CAN) vs Morales/Alfaro (CRC)

2 1

Teams	Sets	1	2	3	Total
Lessard/Maxwell (CAN)	2	21	21	15	57
Morales/Alfaro (CRC)	1	23	14	10	47
	Duration:	18 min	19 min	14 min	50 min

1st Referee: COLLADO Juvenal (DOM)

2nd Referee: PINERO Arnaldo (PUR)

TEAM AND ATHLETE PERFORMANCES

MAXWELL Sarah	LESSARD Marie (c)	TOTAL		TOTAL	ALFARO Natalia	MORALES Ingrid (c)
27	30	57	Service Attempts	48	28	20
2	2	4	Service Faults	6	2	4
1	0	1	Service Aces	0	0	0

45	27	72	Attack Attempts	76	41	35
16	8	24	Attack Successes	22	12	10

1	0	1	Block Successes	1	0	1
---	---	---	------------------------	---	---	---

5	4	9	Opponent Errors	11	7	4
---	---	---	------------------------	----	---	---

0	2	2	Dig Successes	6	2	4
---	---	---	----------------------	---	---	---

Number of Spectators:

WEATHER CONDITIONS

AIR TEMPERATURE:	HUMIDITY:
SAND TEMPERATURE:	CONDITIONS:
WIND DIRECTION:	BAROMETRIC PRESSURE:
WIND SPEED:	

Legend:
(c) Captain **DSQ** Disqualified **INJ** Injury



Arena de Copacabana
Arena de Copacabana
Arena de Copacabana

16 JUL 2007
19:00

Beach Volleyball

Voleibol de Playa / Vôlei de Praia

Women

Señoras / Senhora

Preliminaries - Pool G

Preliminares - Grupo G / Preliminares - Grupo G

B3

Match Results

Resultados del partido / Resultados da partida

Match 6

Evangelista/Ortiz (ARG) vs Galindo/Galindo (COL)

1 2

Teams	Sets	1	2	3	Total
Evangelista/Ortiz (ARG)	1	21	16	10	47
Galindo/Galindo (COL)	2	15	21	15	51
	Duration:	16 min	14 min	11 min	41 min

1st Referee: FONSECA Regis (BRA)

2nd Referee: MORA Marvin (CRC)

TEAM AND ATHLETE PERFORMANCES

ORTIZ ECHAGUE Alejandra (c)	EVANGELISTA Maria Elena	TOTAL		TOTAL	GALINDO RODRIGUEZ Andrea C. (c)	GALINDO RODRIGUEZ Claudia P.
23	26	49	Service Attempts	49	20	29
3	3	6	Service Faults	8	3	5
1	0	1	Service Aces	0	0	0

28	45	73	Attack Attempts	72	33	39
8	12	20	Attack Successes	24	12	12

1	0	1	Block Successes	2	2	0
---	---	---	------------------------	---	---	---

2	6	8	Opponent Errors	9	4	5
---	---	---	------------------------	---	---	---

0	5	5	Dig Successes	3	1	2
---	---	---	----------------------	---	---	---

Number of Spectators:

WEATHER CONDITIONS

AIR TEMPERATURE:	HUMIDITY:
SAND TEMPERATURE:	CONDITIONS:
WIND DIRECTION:	BAROMETRIC PRESSURE:
WIND SPEED:	

Legend:

(c) Captain **DSQ** Disqualified **INJ** Injury



Arena de Copacabana
Arena de Copacabana
Arena de Copacabana

17 JUL 2007
12:00

Beach Volleyball
Voleibol de Playa / Vôlei de Praia

Women
Señoras / Senhora

Preliminaries - Pool G
Preliminares - Grupo G / Preliminares - Grupo G

B3

Match Results

Resultados del partido / Resultados da partida

Match 15

Lessard/Maxwell (CAN) vs Galindo/Galindo (COL)

2 0

Teams	Sets	1	2	3	Total
Lessard/Maxwell (CAN)	2	21	21		42
Galindo/Galindo (COL)	0	4	13		17
	Duration:	14 min	16 min		30 min

1st Referee: COLLADO Juvenal (DOM)

2nd Referee: MORA Marvin (CRC)

TEAM AND ATHLETE PERFORMANCES

MAXWELL Sarah	LESSARD Marie (c)	TOTAL		TOTAL	GALINDO RODRIGUEZ Andreg C. (c)	GALINDO RODRIGUEZ Claugia P.
27	16	43	Service Attempts	17		
3	1	4	Service Faults	2	1	1
4	0	4	Service Aces	0	0	0

15	17	32	Attack Attempts	37	22	15
9	10	19	Attack Successes	9	3	6

4	0	4	Block Successes	1	1	0
---	---	---	------------------------	---	---	---

1	0	1	Opponent Errors	8	1	7
---	---	---	------------------------	---	---	---

1	2	3	Dig Successes	2	0	2
---	---	---	----------------------	---	---	---

Number of Spectators:

WEATHER CONDITIONS

AIR TEMPERATURE:	HUMIDITY:
SAND TEMPERATURE:	CONDITIONS:
WIND DIRECTION:	BAROMETRIC PRESSURE:
WIND SPEED:	

Legend:
(c) Captain **DSQ** Disqualified **INJ** Injury



Arena de Copacabana
Arena de Copacabana
Arena de Copacabana

17 JUL 2007
12:00

Beach Volleyball
Voleibol de Playa / Vôlei de Praia

Women
Señoras / Senhora

Preliminaries - Pool G
Preliminares - Grupo G / Preliminares - Grupo G

B3

Match Results

Resultados del partido / Resultados da partida

Match 16

Evangelista/Ortiz (ARG) vs Morales/Alfaro (CRC)

0 2

Teams	Sets	1	2	3	Total
Evangelista/Ortiz (ARG)	0	18	17		35
Morales/Alfaro (CRC)	2	21	21		42
Duration:		19 min	22 min		41 min

1st Referee: PINERO Arnaldo (PUR)

2nd Referee: FONSECA Regis (BRA)

TEAM AND ATHLETE PERFORMANCES

ORTIZ ECHAGUE Alejandra (c)	EVANGELISTA Maria Elena	TOTAL		TOTAL	ALFARO Natalia	MORALES Ingrid (c)
16	21	37	Service Attempts	40	18	22
3	2	5	Service Faults	2	1	1
0	1	1	Service Aces	0	0	0

21	42	63	Attack Attempts	62	20	42
6	11	17	Attack Successes	26	10	16

3	0	3	Block Successes	2	1	1
---	---	---	------------------------	---	---	---

2	2	4	Opponent Errors	6	5	1
---	---	---	------------------------	---	---	---

0	1	1	Dig Successes	7	4	3
---	---	---	----------------------	---	---	---

Number of Spectators:

WEATHER CONDITIONS

AIR TEMPERATURE:	HUMIDITY:
SAND TEMPERATURE:	CONDITIONS:
WIND DIRECTION:	BAROMETRIC PRESSURE:
WIND SPEED:	

Legend:
(c) Captain **DSQ** Disqualified **INJ** Injury



Arena de Copacabana
Arena de Copacabana
Arena de Copacabana

18 JUL 2007
12:00

Beach Volleyball
Voleibol de Playa / Vôlei de Praia

Women
Señoras / Senhora

Preliminaries - Pool G
Preliminares - Grupo G / Preliminares - Grupo G

B3

Match Results

Resultados del partido / Resultados da partida

Match 31

Lessard/Maxwell (CAN) vs Evangelista/Ortiz (ARG)

2 0

Teams	Sets	1	2	3	Total
Lessard/Maxwell (CAN)	2	21	21		42
Evangelista/Ortiz (ARG)	0	8	17		25
	Duration:	16 min	19 min		35 min

1st Referee: MORA Marvin (CRC)

2nd Referee: APOL Daniel (USA)

TEAM AND ATHLETE PERFORMANCES

MAXWELL Sarah	LESSARD Marie (c)	TOTAL		TOTAL	ORTIZ ECHAGUE Alejandra (c)	EVANGELISTA Maria Elena
18	22	40	Service Attempts	27	11	16
3	2	5	Service Faults	4	1	3
1	1	2	Service Aces	0	0	0

21	19	40	Attack Attempts	42	17	25
13	9	22	Attack Successes	11	2	9

1	0	1	Block Successes	1	1	0
---	---	---	------------------------	---	---	---

1	3	4	Opponent Errors	7	2	5
---	---	---	------------------------	---	---	---

1	1	2	Dig Successes	3	0	3
---	---	---	----------------------	---	---	---

Number of Spectators:

WEATHER CONDITIONS

AIR TEMPERATURE:	HUMIDITY:
SAND TEMPERATURE:	CONDITIONS:
WIND DIRECTION:	BAROMETRIC PRESSURE:
WIND SPEED:	

Legend:
(c) Captain DSQ Disqualified INJ Injury



Arena de Copacabana
Arena de Copacabana
Arena de Copacabana

18 JUL 2007
12:00

Beach Volleyball
Voleibol de Playa / Vôlei de Praia

Women
Señoras / Senhora

Preliminaries - Pool G
Preliminares - Grupo G / Preliminares - Grupo G

B3

Match Results

Resultados del partido / Resultados da partida

Match 32

Morales/Alfaro (CRC) vs Galindo/Galindo (COL)

0 2

Teams	Sets	1	2	3	Total
Morales/Alfaro (CRC)	0	12	22		34
Galindo/Galindo (COL)	2	21	24		45
	Duration:	16 min	22 min		38 min

1st Referee: MARTINS Elzir (BRA)
2nd Referee: FONSECA Regis (BRA)

TEAM AND ATHLETE PERFORMANCES

ALFARO Natalia	MORALES Ingrid (c)	TOTAL		TOTAL	GALINDO RODRIGUEZ Andrea C. (c)	GALINDO RODRIGUEZ Claudia P.
15	21	36	Service Attempts	43	15	28
2	5	7	Service Faults	8	3	5
1	0	1	Service Aces	4	0	4

32	20	52	Attack Attempts	55	25	30
7	2	9	Attack Successes	18	9	9

1	0	1	Block Successes	2	2	0
---	---	---	------------------------	---	---	---

4	5	9	Opponent Errors	10	7	3
---	---	---	------------------------	----	---	---

2	2	4	Dig Successes	3	0	3
---	---	---	----------------------	---	---	---

Number of Spectators:

WEATHER CONDITIONS

AIR TEMPERATURE:	HUMIDITY:
SAND TEMPERATURE:	CONDITIONS:
WIND DIRECTION:	BAROMETRIC PRESSURE:
WIND SPEED:	

Legend:
(c) Captain DSQ Disqualified INJ Injury



Arena de Copacabana
Arena de Copacabana
Arena de Copacabana

16 JUL 2007
20:00

Beach Volleyball
Voleibol de Playa / Vôlei de Praia

Women
Señoras / Senhora

Preliminaries - Pool H
Preliminares - Grupo H / Preliminares - Grupo H

B3

Match Results

Resultados del partido / Resultados da partida

Match 7

Candelas/Garcia (MEX) vs Orellana/Ramirez (GUA)

2 0

Teams	Sets	1	2	3	Total
Candelas/Garcia (MEX)	2	21	21		42
Orellana/Ramirez (GUA)	0	14	14		28
	Duration:	16 min	17 min		33 min

1st Referee: PINERO Arnaldo (PUR)

2nd Referee: FONSECA Regis (BRA)

TEAM AND ATHLETE PERFORMANCES

GARCIA LOPEZ Mayra Aidee	CANDELAS RAMIREZ Bibiana	TOTAL		TOTAL	ORELLANA Maria Jose (c)	RAMIREZ Lourdes
25	15	40	Service Attempts	30	14	16
3	3	6	Service Faults	3	2	1
0	0	0	Service Aces	0	0	0

21	30	51	Attack Attempts	59	43	16
8	14	22	Attack Successes	11	6	5

0	3	3	Block Successes	0	0	0
---	---	---	------------------------	---	---	---

3	4	7	Opponent Errors	5	2	3
---	---	---	------------------------	---	---	---

2	0	2	Dig Successes	4	4	0
---	---	---	----------------------	---	---	---

Number of Spectators:

WEATHER CONDITIONS

AIR TEMPERATURE:	HUMIDITY:
SAND TEMPERATURE:	CONDITIONS:
WIND DIRECTION:	BAROMETRIC PRESSURE:
WIND SPEED:	

Legend:
(c) Captain DSQ Disqualified INJ Injury



Arena de Copacabana
Arena de Copacabana
Arena de Copacabana

16 JUL 2007
21:00

Beach Volleyball
Voleibol de Playa / Vôlei de Praia

Women
Señoras / Senhora

Preliminaries - Pool H
Preliminares - Grupo H / Preliminares - Grupo H

B3

Match Results

Resultados del partido / Resultados da partida

Match 8

Cardozo/Guerrero (URU) vs Vera/Munoz (VEN)

2 0

Teams	Sets	1	2	3	Total
Cardozo/Guerrero (URU)	2	21	21		42
Vera/Munoz (VEN)	0	15	13		28
	Duration:	18 min	19 min		37 min

1st Referee: MORA Marvin (CRC)

2nd Referee: COLLADO Juvenal (DOM)

TEAM AND ATHLETE PERFORMANCES

CARDOZO Karina	GUERRERO Mariana (c)	TOTAL		TOTAL	VERA Orquidea (c)	MUNOZ Wilmerys
14	27	41	Service Attempts	29	14	15
3	3	6	Service Faults	5	4	1
0	1	1	Service Aces	1	0	1

34	25	59	Attack Attempts	59	30	29
15	4	19	Attack Successes	11	5	6

1	1	2	Block Successes	0	0	0
---	---	---	------------------------	---	---	---

2	0	2	Opponent Errors	6	2	4
---	---	---	------------------------	---	---	---

1	3	4	Dig Successes	6	1	5
---	---	---	----------------------	---	---	---

Number of Spectators:

WEATHER CONDITIONS

AIR TEMPERATURE:	HUMIDITY:
SAND TEMPERATURE:	CONDITIONS:
WIND DIRECTION:	BAROMETRIC PRESSURE:
WIND SPEED:	

Legend:
(c) Captain DSQ Disqualified INJ Injury



Arena de Copacabana
Arena de Copacabana
Arena de Copacabana

17 JUL 2007
14:00

Beach Volleyball
Voleibol de Playa / Vôlei de Praia

Women
Señoras / Senhora

Preliminaries - Pool H
Preliminares - Grupo H / Preliminares - Grupo H

B3

Match Results

Resultados del partido / Resultados da partida

Match 19

Candelas/Garcia (MEX) vs Vera/Munoz (VEN)

2 0

Teams	Sets	1	2	3	Total
Candelas/Garcia (MEX)	2	21	21		42
Vera/Munoz (VEN)	0	11	19		30
	Duration:	17 min	22 min		39 min

1st Referee: MORA Marvin (CRC)

2nd Referee: COLLADO Juvenal (DOM)

TEAM AND ATHLETE PERFORMANCES

GARCIA LOPEZ Mayra Aidee	CANDELAS RAMIREZ Bibiana	TOTAL		TOTAL	VERA Orquidea (c)	MUNOZ Wilmerys
16	26	42	Service Attempts	30	13	17
1	1	2	Service Faults	2	2	0
0	1	1	Service Aces	0	0	0

23	28	51	Attack Attempts	47	17	30
11	10	21	Attack Successes	18	5	13

0	1	1	Block Successes	2	2	0
---	---	---	------------------------	---	---	---

2	0	2	Opponent Errors	8	4	4
---	---	---	------------------------	---	---	---

3	0	3	Dig Successes	5	1	4
---	---	---	----------------------	---	---	---

Number of Spectators:

WEATHER CONDITIONS

AIR TEMPERATURE:	HUMIDITY:
SAND TEMPERATURE:	CONDITIONS:
WIND DIRECTION:	BAROMETRIC PRESSURE:
WIND SPEED:	

Legend:
(c) Captain DSQ Disqualified INJ Injury



Arena de Copacabana
Arena de Copacabana
Arena de Copacabana

17 JUL 2007
14:00

Beach Volleyball
Voleibol de Playa / Vôlei de Praia

Women
Señoras / Senhora

Preliminaries - Pool H
Preliminares - Grupo H / Preliminares - Grupo H

B3

Match Results

Resultados del partido / Resultados da partida

Match 20

Cardozo/Guerrero (URU) vs Orellana/Ramirez (GUA)

2 0

Teams	Sets	1	2	3	Total
Cardozo/Guerrero (URU)	2	21	21		42
Orellana/Ramirez (GUA)	0	19	13		32
	Duration:	22 min	17 min		39 min

1st Referee: FONSECA Regis (BRA)

2nd Referee: PINERO Arnaldo (PUR)

TEAM AND ATHLETE PERFORMANCES

CARDOZO Karina	GUERRERO Mariana (c)	TOTAL		TOTAL	ORELLANA Maria Jose (c)	RAMIREZ Lourdes
18	23	41	Service Attempts	33	15	18
3	3	6	Service Faults	3	3	0
0	0	0	Service Aces	2	0	2

32	25	57	Attack Attempts	50	37	13
13	10	23	Attack Successes	13	9	4

1	0	1	Block Successes	2	0	2
---	---	---	------------------------	---	---	---

0	0	0	Opponent Errors	8	5	3
---	---	---	------------------------	---	---	---

1	1	2	Dig Successes	7	3	4
---	---	---	----------------------	---	---	---

Number of Spectators:

WEATHER CONDITIONS

AIR TEMPERATURE:	HUMIDITY:
SAND TEMPERATURE:	CONDITIONS:
WIND DIRECTION:	BAROMETRIC PRESSURE:
WIND SPEED:	

Legend:
(c) Captain **DSQ** Disqualified **INJ** Injury



Arena de Copacabana
Arena de Copacabana
Arena de Copacabana

18 JUL 2007
19:00

Beach Volleyball
Voleibol de Playa / Vôlei de Praia

Women
Señoras / Senhora

Preliminaries - Pool H
Preliminares - Grupo H / Preliminares - Grupo H

B3

Match Results

Resultados del partido / Resultados da partida

Match 37

Candelas/Garcia (MEX) vs Cardozo/Guerrero (URU)

2 0

Teams	Sets	1	2	3	Total
Candelas/Garcia (MEX)	2	21	21		42
Cardozo/Guerrero (URU)	0	14	11		25
	Duration:	18 min	17 min		35 min

1st Referee: APOL Daniel (USA)
2nd Referee: MARTINS Elzir (BRA)

TEAM AND ATHLETE PERFORMANCES

GARCIA LOPEZ Mayra Aidee (c)	CANDELAS RAMIREZ Bibiana	TOTAL		TOTAL	CARDOZO Karina	GUERRERO Mariana (c)
20	22	42	Service Attempts	25	11	14
2	1	3	Service Faults	5	0	5
2	1	3	Service Aces	1	0	1

21	22	43	Attack Attempts	47	25	22
13	9	22	Attack Successes	11	7	4

0	1	1	Block Successes	2	2	0
---	---	---	------------------------	---	---	---

2	4	6	Opponent Errors	5	2	3
---	---	---	------------------------	---	---	---

1	1	2	Dig Successes	3	1	2
---	---	---	----------------------	---	---	---

Number of Spectators:

WEATHER CONDITIONS

AIR TEMPERATURE:	HUMIDITY:
SAND TEMPERATURE:	CONDITIONS:
WIND DIRECTION:	BAROMETRIC PRESSURE:
WIND SPEED:	

Legend: (c) Captain DSQ Disqualified INJ Injury



Arena de Copacabana
Arena de Copacabana
Arena de Copacabana

18 JUL 2007
21:00

Beach Volleyball
Voleibol de Playa / Vôlei de Praia

Women
Señoras / Senhora

Preliminaries - Pool H
Preliminares - Grupo H / Preliminares - Grupo H

B3

Match Results

Resultados del partido / Resultados da partida

Match 39

Orellana/Ramirez (GUA) vs Vera/Munoz (VEN)

2 1

Teams	Sets	1	2	3	Total
Orellana/Ramirez (GUA)	2	12	21	15	48
Vera/Munoz (VEN)	1	21	18	12	51
	Duration:	18 min	20 min	17 min	55 min

1st Referee: COLLADO Juvenal (DOM)

2nd Referee: MORA Marvin (CRC)

TEAM AND ATHLETE PERFORMANCES

ORELLANA Maria Jose (c)	RAMIREZ Lourdes	TOTAL		TOTAL	VERA Orquidea (c)	MUNOZ Wilmerys
23	25	48	Service Attempts	51	23	28
2	5	7	Service Faults	3	1	2
0	1	1	Service Aces	1	0	1

50	26	76	Attack Attempts	74	38	36
8	8	16	Attack Successes	15	9	6

0	6	6	Block Successes	4	4	0
---	---	---	------------------------	---	---	---

2	14	16	Opponent Errors	12	6	6
---	----	----	------------------------	----	---	---

3	2	5	Dig Successes	19	0	19
---	---	---	----------------------	----	---	----

Number of Spectators:

WEATHER CONDITIONS

AIR TEMPERATURE:	HUMIDITY:
SAND TEMPERATURE:	CONDITIONS:
WIND DIRECTION:	BAROMETRIC PRESSURE:
WIND SPEED:	

Legend:
(c) Captain DSQ Disqualified INJ Injury

B4 Results Table

Tabla de resultados / Tabela de Resultados

As of 19 JUL 2007 at 21:42

Pool E

Date	Time	Match	Team 1	NOC Code	Team 2	NOC Code	Score	Duration
MON 16 JUL	10:00	1	Silva/Franca	BRA	Akers/Niles	USA	2-0 (21:10,21:16)	39 min
MON 16 JUL	11:00	2	Soler/Molina	ESA	Yantin/Ruiz	PUR	2-1 (21:13,14:21,15:9)	43 min
TUE 17 JUL	20:00	23	Soler/Molina	ESA	Akers/Niles	USA	0-2 (11:21,7:21)	28 min
TUE 17 JUL	22:00	24	Silva/Franca	BRA	Yantin/Ruiz	PUR	2-0 (21:16,21:7)	34 min
WED 18 JUL	15:00	35	Silva/Franca	BRA	Soler/Molina	ESA	2-0 (21:11,21:12)	30 min
WED 18 JUL	15:00	36	Akers/Niles	USA	Yantin/Ruiz	PUR	2-0 (21:15,21:17)	33 min

Rk	Team Name	NOC Code	Matches				Sets			Points		
			Pts	Tot	W	L	W	L	Ratio	W	L	Ratio
1	Silva/Franca	BRA	6	3	3	0	6	0	Max	126	72	1.750
2	Akers/Niles	USA	5	3	2	1	4	2	2.000	110	92	1.196
3	Soler/Molina	ESA	4	3	1	2	2	5	0.400	91	127	0.717
4	Yantin/Ruiz	PUR	3	3	0	3	1	6	0.167	98	134	0.731

Pool F

Date	Time	Match	Team 1	NOC Code	Team 2	NOC Code	Score	Duration
MON 16 JUL	12:00	3	Fernandez/Larrea	CUB	Guandique/Rostran	NCA	2-0 (21:6,21:9)	26 min
MON 16 JUL	13:00	4	Mena/Hernandez	ECU	Joseph/Phillip	TRI	2-0 (21:8,21:9)	32 min
TUE 17 JUL	10:00	11	Fernandez/Larrea	CUB	Joseph/Phillip	TRI	2-0 (21:8,21:8)	27 min
TUE 17 JUL	10:00	12	Mena/Hernandez	ECU	Guandique/Rostran	NCA	2-0 (21:5,21:6)	26 min
WED 18 JUL	10:00	27	Guandique/Rostran	NCA	Joseph/Phillip	TRI	2-1 (16:21,21:17,15:9)	40 min
WED 18 JUL	10:00	28	Fernandez/Larrea	CUB	Mena/Hernandez	ECU	2-0 (21:12,21:12)	32 min

Rk	Team Name	NOC Code	Matches				Sets			Points		
			Pts	Tot	W	L	W	L	Ratio	W	L	Ratio
1	Fernandez/Larrea	CUB	6	3	3	0	6	0	Max	126	55	2.291
2	Mena/Hernandez	ECU	5	3	2	1	4	2	2.000	108	70	1.543
3	Guandique/Rostran	NCA	4	3	1	2	2	5	0.400	78	131	0.595
4	Joseph/Phillip	TRI	3	3	0	3	1	6	0.167	80	136	0.588

Pool G

Date	Time	Match	Team 1	NOC Code	Team 2	NOC Code	Score	Duration
MON 16 JUL	18:00	5	Lessard/Maxwell	CAN	Morales/Alfaro	CRC	2-1 (21:23,21:14,15:10)	50 min
MON 16 JUL	19:00	6	Evangelista/Ortiz	ARG	Galindo/Galindo	COL	1-2 (21:15,16:21,10:15)	43 min
TUE 17 JUL	12:00	15	Lessard/Maxwell	CAN	Galindo/Galindo	COL	2-0 (21:4,21:13)	30 min
TUE 17 JUL	12:00	16	Evangelista/Ortiz	ARG	Morales/Alfaro	CRC	0-2 (18:21,17:21)	41 min
WED 18 JUL	12:00	31	Lessard/Maxwell	CAN	Evangelista/Ortiz	ARG	2-0 (21:8,21:17)	35 min
WED 18 JUL	12:00	32	Morales/Alfaro	CRC	Galindo/Galindo	COL	0-2 (12:21,22:24)	38 min

Rk	Team Name	NOC Code	Matches				Sets			Points		
			Pts	Tot	W	L	W	L	Ratio	W	L	Ratio
1	Lessard/Maxwell	CAN	6	3	3	0	6	1	6.000	141	89	1.584
2	Galindo/Galindo	COL	5	3	2	1	4	3	1.333	113	123	0.919
3	Morales/Alfaro	CRC	4	3	1	2	3	4	0.750	123	137	0.898
4	Evangelista/Ortiz	ARG	3	3	0	3	1	6	0.167	107	135	0.793

Pool H

Date	Time	Match	Team 1	NOC Code	Team 2	NOC Code	Score	Duration
MON 16 JUL	20:00	7	Candelas/Garcia	MEX	Orellana/Ramirez	GUA	2-0 (21:14,21:14)	33 min
MON 16 JUL	21:00	8	Cardozo/Guerrero	URU	Vera/Munoz	VEN	2-0 (21:15,21:13)	37 min
TUE 17 JUL	14:00	19	Candelas/Garcia	MEX	Vera/Munoz	VEN	2-0 (21:11,21:19)	39 min
TUE 17 JUL	14:00	20	Cardozo/Guerrero	URU	Orellana/Ramirez	GUA	2-0 (21:19,21:13)	39 min
WED 18 JUL	19:00	37	Candelas/Garcia	MEX	Cardozo/Guerrero	URU	2-0 (21:14,21:11)	35 min
WED 18 JUL	21:00	39	Orellana/Ramirez	GUA	Vera/Munoz	VEN	2-1 (12:21,21:18,15:12)	55 min

Rk	Team Name	NOC Code	Matches				Sets			Points		
			Pts	Tot	W	L	W	L	Ratio	W	L	Ratio
1	Candelas/Garcia	MEX	6	3	3	0	6	0	Max	126	83	1.518
2	Cardozo/Guerrero	URU	5	3	2	1	4	2	2.000	109	102	1.069
3	Orellana/Ramirez	GUA	4	3	1	2	2	5	0.400	108	135	0.800
4	Vera/Munoz	VEN	3	3	0	3	1	6	0.167	109	132	0.826

Legend:

 DSQ Disqualified INJ Injury L Lost Rk Rank W Won
 q Qualified as best 3rd

B6 Team Ranking by Skill

Clasificación de los equipos por habilidad / Classificação das Equipes por Habilidade

As of 21 JUL 2007 at 21:17

Included Completed Matches of SAT 21 JUL 2007

SERVICE				
Rk	Team (NOC)	M	Attempts	Aces
1	Silva/Franca (BRA)	6	244	14
2	Lessard/Maxwell (CAN)	6	246	12
3	Akers/Niles (USA)	4	144	9
4	Candelas/Garcia (MEX)	6	236	7
5	Yantin/Ruiz (PUR)	3	103	6
6	Fernandez/Larrea (CUB)	6	237	6
7	Guandique/Rostran (NCA)	3	84	5
8	Joseph/Phillp (TRI)	3	84	4
9	Soler/Molina (ESA)	3	89	4
10	Galindo/Galindo (COL)	4	136	4
11	Orellana/Ramirez (GUA)	3	111	3
12	Cardozo/Guerrero (URU)	4	127	3
13	Mena/Hernandez (ECU)	4	128	3
14	Vera/Munoz (VEN)	3	110	2
15	Evangelista/Ortiz (ARG)	3	113	2
16	Morales/Alfaro (CRC)	3	124	1

ATTACK			
Rk	Team (NOC)	M	Successes
1	Fernandez/Larrea (CUB)	6	133
2	Silva/Franca (BRA)	6	124
3	Lessard/Maxwell (CAN)	6	123
4	Candelas/Garcia (MEX)	6	106
5	Akers/Niles (USA)	4	79
6	Galindo/Galindo (COL)	4	66
7	Mena/Hernandez (ECU)	4	64
8	Cardozo/Guerrero (URU)	4	61
9	Morales/Alfaro (CRC)	3	57
10	Soler/Molina (ESA)	3	51
11	Evangelista/Ortiz (ARG)	3	48
12	Vera/Munoz (VEN)	3	44
13	Orellana/Ramirez (GUA)	3	40
14	Yantin/Ruiz (PUR)	3	35
15	Guandique/Rostran (NCA)	3	34
15	Joseph/Phillp (TRI)	3	34

BLOCK			
Rk	Team (NOC)	M	Successes
1	Candelas/Garcia (MEX)	6	15
2	Silva/Franca (BRA)	6	14
3	Orellana/Ramirez (GUA)	3	8
4	Lessard/Maxwell (CAN)	6	8
5	Fernandez/Larrea (CUB)	6	7
6	Vera/Munoz (VEN)	3	6
7	Akers/Niles (USA)	4	6
8	Evangelista/Ortiz (ARG)	3	5
8	Yantin/Ruiz (PUR)	3	5
10	Galindo/Galindo (COL)	4	5
10	Cardozo/Guerrero (URU)	4	5
12	Morales/Alfaro (CRC)	3	4
12	Guandique/Rostran (NCA)	3	4
14	Joseph/Phillp (TRI)	3	3
15	Soler/Molina (ESA)	3	2
16	Mena/Hernandez (ECU)	4	1

DIG			
Rk	Team (NOC)	M	Successes
1	Silva/Franca (BRA)	6	39
2	Vera/Munoz (VEN)	3	30
3	Akers/Niles (USA)	4	27
4	Fernandez/Larrea (CUB)	6	27
5	Lessard/Maxwell (CAN)	6	23
6	Candelas/Garcia (MEX)	6	21
7	Morales/Alfaro (CRC)	3	17
8	Orellana/Ramirez (GUA)	3	16
9	Mena/Hernandez (ECU)	4	16
10	Galindo/Galindo (COL)	4	13
11	Cardozo/Guerrero (URU)	4	12
12	Evangelista/Ortiz (ARG)	3	9
13	Yantin/Ruiz (PUR)	3	7
14	Soler/Molina (ESA)	3	6
15	Joseph/Phillp (TRI)	3	5
16	Guandique/Rostran (NCA)	3	4

Legend:	M Match Played	NR No Rank	Rk Rank
----------------	-----------------------	-------------------	----------------

B5 Player Ranking by Skill

Clasificación de los jugadores por habilidad / Classificação dos Jogadores por Habilidade

As of 21 JUL 2007 at 21:17

Included Completed Matches of SAT 21 JUL 2007

SERVICE					
Rk	Team (NOC)	M	Attempts	Aces	FS
1	FRANCA Larissa (BRA)	6	132	11	0
2	MAXWELL Sarah (CAN)	6	121	8	0
3	AKERS Angela (USA)	4	56	5	0
4	RUIZ NEGRON Ania (PUR)	3	56	4	0
4	GALINDO RODRIGUEZ Claudia P. (COL)	4	81	4	0
4	NILES Brooke (USA)	4	88	4	0
4	GARCIA LOPEZ Mayra Aidee (MEX)	6	123	4	0
4	LESSARD Marie (CAN)	6	125	4	0
9	GUANDIQUE Heisell (NCA)	3	40	3	0
9	RAMIREZ Lourdes (GUA)	3	59	3	0
9	HERNANDEZ TORRES Karina (ECU)	4	75	3	0
9	GUERRERO Mariana (URU)	4	76	3	0
9	LARREA Tamara (CUB)	6	110	3	0
9	SILVA Juliana (BRA)	6	112	3	0
9	CANDELAS RAMIREZ Bibiana (MEX)	6	113	3	0
9	FERNANDEZ Dalixia (CUB)	6	127	3	0
17	JOSEPH Nancy (TRI)	3	36	2	0
17	MOLINA Laura (ESA)	3	43	2	0
17	ROSTRAN GRANADOS Heidy (NCA)	3	44	2	0
17	SOLER Ivonne (ESA)	3	46	2	0
17	YANTIN Yamileska (PUR)	3	47	2	0
17	PHILLP Eiki (TRI)	3	48	2	0
17	MUNOZ Wilmerys (VEN)	3	60	2	0
24	ORTIZ ECHAGUE Alejandra (ARG)	3	50	1	0
24	ALFARO Natalia (CRC)	3	61	1	0
24	EVANGELISTA Maria Elena (ARG)	3	63	1	0
NR	VERA Orquidea (VEN)	3	50	0	0
NR	ORELLANA Maria Jose (GUA)	3	52	0	0
NR	MORALES Ingrid (CRC)	3	63	0	0
NR	CARDOZO Karina (URU)	4	51	0	0
NR	MENA GOMEZ Mercedes (ECU)	4	53	0	0
NR	GALINDO RODRIGUEZ Andrea C. (COL)	4	55	0	0

ATTACK			
Rk	Team (NOC)	M	Successes
1	MAXWELL Sarah (CAN)	6	73
2	FERNANDEZ Dalixia (CUB)	6	67
3	LARREA Tamara (CUB)	6	66
4	SILVA Juliana (BRA)	6	63
5	FRANCA Larissa (BRA)	6	61
6	CANDELAS RAMIREZ Bibiana (MEX)	6	54
7	GARCIA LOPEZ Mayra Aidee (MEX)	6	52
8	LESSARD Marie (CAN)	6	50
9	NILES Brooke (USA)	4	42
10	CARDOZO Karina (URU)	4	41
11	AKERS Angela (USA)	4	37
12	GALINDO RODRIGUEZ Claudia P. (COL)	4	35
13	MENA GOMEZ Mercedes (ECU)	4	34
14	EVANGELISTA Maria Elena (ARG)	3	32
14	MOLINA Laura (ESA)	3	32
16	GALINDO RODRIGUEZ Andrea C. (COL)	4	31
17	HERNANDEZ TORRES Karina (ECU)	4	30
18	ALFARO Natalia (CRC)	3	29
19	MORALES Ingrid (CRC)	3	28
20	MUNOZ Wilmerys (VEN)	3	25
21	ORELLANA Maria Jose (GUA)	3	23
22	GUERRERO Mariana (URU)	4	20
23	SOLER Ivonne (ESA)	3	19
23	GUANDIQUE Heisell (NCA)	3	19
23	VERA Orquidea (VEN)	3	19
26	RUIZ NEGRON Ania (PUR)	3	18
26	JOSEPH Nancy (TRI)	3	18
28	RAMIREZ Lourdes (GUA)	3	17
28	YANTIN Yamileska (PUR)	3	17
30	ORTIZ ECHAGUE Alejandra (ARG)	3	16
30	PHILLP Eiki (TRI)	3	16
32	ROSTRAN GRANADOS Heidy (NCA)	3	15

B5 Player Ranking by Skill

Clasificación de los jugadores por habilidad / Classificação dos Jogadores por Habilidade

BLOCK			
Rk	Team (NOC)	M	Successes
1	CANDELAS RAMIREZ Bibiana (MEX)	6	15
2	SILVA Juliana (BRA)	6	13
3	RAMIREZ Lourdes (GUA)	3	8
3	MAXWELL Sarah (CAN)	6	8
5	VERA Orquidea (VEN)	3	6
5	LARREA Tamara (CUB)	6	6
7	ORTIZ ECHAGUE Alejandra (ARG)	3	5
7	GALINDO RODRIGUEZ Andrea C. (COL)	4	5
7	AKERS Angela (USA)	4	5
10	ROSTRAN GRANADOS Heidy (NCA)	3	4
10	CARDOZO Karina (URU)	4	4
12	YANTIN Yamileska (PUR)	3	3
12	PHILLP Elki (TRI)	3	3
14	ALFARO Natalia (CRC)	3	2
14	MORALES Ingrid (CRC)	3	2
14	RUIZ NEGRON Ania (PUR)	3	2
17	MOLINA Laura (ESA)	3	1
17	SOLER Ivonne (ESA)	3	1
17	MENA GOMEZ Mercedes (ECU)	4	1
17	GUERRERO Mariana (URU)	4	1
17	NILES Brooke (USA)	4	1
17	FRANCA Larissa (BRA)	6	1
17	FERNANDEZ Dalixia (CUB)	6	1
NR	EVANGELISTA Maria Elena (ARG)	3	0
NR	ORELLANA Maria Jose (GUA)	3	0
NR	GUANDIQUE Heisell (NCA)	3	0
NR	JOSEPH Nancy (TRI)	3	0
NR	MUNOZ Wilmerys (VEN)	3	0
NR	GALINDO RODRIGUEZ Claudia P. (COL)	4	0
NR	HERNANDEZ TORRES Karina (ECU)	4	0
NR	LESSARD Marie (CAN)	6	0
NR	GARCIA LOPEZ Mayra Aidee (MEX)	6	0

DIG			
Rk	Team (NOC)	M	Successes
1	MUNOZ Wilmerys (VEN)	3	28
2	FRANCA Larissa (BRA)	6	27
3	GARCIA LOPEZ Mayra Aidee (MEX)	6	20
4	LESSARD Marie (CAN)	6	17
5	NILES Brooke (USA)	4	16
6	FERNANDEZ Dalixia (CUB)	6	14
7	LARREA Tamara (CUB)	6	13
8	SILVA Juliana (BRA)	6	12
9	GALINDO RODRIGUEZ Claudia P. (COL)	4	11
9	AKERS Angela (USA)	4	11
11	ORELLANA Maria Jose (GUA)	3	10
11	HERNANDEZ TORRES Karina (ECU)	4	10
13	EVANGELISTA Maria Elena (ARG)	3	9
13	MORALES Ingrid (CRC)	3	9
13	GUERRERO Mariana (URU)	4	9
16	ALFARO Natalia (CRC)	3	8
17	RAMIREZ Lourdes (GUA)	3	6
17	RUIZ NEGRON Ania (PUR)	3	6
17	MENA GOMEZ Mercedes (ECU)	4	6
17	MAXWELL Sarah (CAN)	6	6
21	MOLINA Laura (ESA)	3	3
21	SOLER Ivonne (ESA)	3	3
21	JOSEPH Nancy (TRI)	3	3
21	CARDOZO Karina (URU)	4	3
25	GUANDIQUE Heisell (NCA)	3	2
25	ROSTRAN GRANADOS Heidy (NCA)	3	2
25	PHILLP Elki (TRI)	3	2
25	VERA Orquidea (VEN)	3	2
25	GALINDO RODRIGUEZ Andrea C. (COL)	4	2
30	YANTIN Yamileska (PUR)	3	1
30	CANDELAS RAMIREZ Bibiana (MEX)	6	1
NR	ORTIZ ECHAGUE Alejandra (ARG)	3	0

Legend:	FS Fastest Serve (km/h)	M Match Played	NR No Rank	Rk Rank
----------------	--------------------------------	-----------------------	-------------------	----------------



Medallists

Medallista / Medalhistas

Medal	Name	NOC
GOLD	Ricardo/Emanuel SANTOS Ricardo REGO Emanuel (c)	BRA - Brazil
SILVER	Stolfus/Loomis STOLFUS Hans (c) LOOMIS Ty	USA - United States
BRONZE	Alvarez/Munder ALVAREZ CUTINO Francisco (c) MUNDER Leonel	CUB - Cuba

Legend:
(c) Captain


Beach Volleyball

Voleibol de Playa / Vôlei de Praia

Men

Hombres / Senhores

Final

Final / Final

B4
Tournament Ranking

Clasificación del Torneo / Classificação do Torneio

As of 22 JUL 2007 at 16:15

Rank	Team	NOC Code	Medal
1	Ricardo/Emanuel	BRA	Gold
2	Stolfus/Loomis	USA	Silver
3	Alvarez/Munder	CUB	Bronze
4	Kruger/Montgomery	CAN	
5	Ontiveros/Ontiveros	MEX	
5	Guevara/Araya	CRC	
5	Dalmas/Zanotta	URU	
5	Gil/Acosta	PUR	
9	Perez/Suarez	ARG	
9	Medrano/Vargas	ESA	
9	Henrique/Hernandez	VEN	
9	Recabarren/Chamy	CHI	
13	Cabrales/Naranjo	COL	
13	Calderon/Castro	NCA	
13	Bardales/Maldonado	ECU	
13	Bolanos/Gonzalez	GUA	

B4 Draw - Final Phase

Sorteo - Fase final / Sorteio - Fase Final

As of 22 JUL 2007

Quarterfinal	Semifinal	Final
<p>Kruger/Montgomery (CAN)</p> <p>Match 55 20 JUL 12:00</p>	<p>Kruger/Montgomery (CAN) 21:11, 21:8</p>	
<p>Guevara/Araya (CRC)</p> <p>Ricardo/Emanuel (BRA)</p> <p>Match 56 20 JUL 14:00</p>	<p>Match 59 21 JUL 15:00</p> <p>21:14, 21:16 Ricardo/Emanuel (BRA)</p>	<p>Ricardo/Emanuel (BRA) 15:21, 16:21</p>
<p>Ontiveros/Ontiveros (MEX)</p> <p>Stolfus/Loomis (USA)</p> <p>Match 53 20 JUL 10:00</p>	<p>Stolfus/Loomis (USA) 21:12, 21:14</p>	<p>Match 64 Gold Medal Match 22 JUL 15:00</p> <p>Ricardo/Emanuel (BRA) Gold Medal</p> <p>21:19, 21:13 Stolfus/Loomis (USA) Silver Medal</p>
<p>Dalmas/Zanotta (URU)</p> <p>Alvarez/Munder (CUB)</p> <p>Match 54 20 JUL 11:00</p>	<p>Match 60 21 JUL 16:00</p> <p>21:17, 21:9 Alvarez/Munder (CUB)</p>	<p>21:13, 17:21, 15:13 Stolfus/Loomis (USA)</p>
<p>Gil/Acosta (PUR)</p>	<p>Kruger/Montgomery (CAN)</p>	<p>Match 63 Bronze Medal Match 22 JUL 13:00</p> <p>Alvarez/Munder (CUB) Bronze Medal</p> <p>19:21, 21:17, 11:15</p>



Arena de Copacabana
Arena de Copacabana
Arena de Copacabana

22 JUL 2007
15:00

Beach Volleyball
Voleibol de Playa / Vôlei de Praia

Men
Hombres / Senhores

Final
Final / Final

B3

Match Results

Resultados del partido / Resultados da partida

Match 64

Ricardo/Emanuel (BRA) vs Stolfus/Loomis (USA)

2 0

Teams	Sets	1	2	3	Total
Ricardo/Emanuel (BRA)	2	21	21		42
Stolfus/Loomis (USA)	0	19	13		32
	Duration:	25 min	22 min		47 min

1st Referee: RAMIREZ Miguel (MEX)
2nd Referee: COLLADO Juvenal (DOM)

TEAM AND ATHLETE PERFORMANCES

SANTOS Ricardo	REGO Emanuel (c)	TOTAL		TOTAL	STOLFUS Hans (c)	LOOMIS Ty
23	17	40	Service Attempts	34	19	15
0	1	1	Service Faults	3	1	2
3	0	3	Service Aces	1	1	0

19	21	40	Attack Attempts	49	23	26
6	10	16	Attack Successes	21	9	12

2	3	5	Block Successes	3	1	2
---	---	---	------------------------	---	---	---

2	1	3	Opponent Errors	7	3	4
---	---	---	------------------------	---	---	---

1	3	4	Dig Successes	3	2	1
---	---	---	----------------------	---	---	---

Number of Spectators:

WEATHER CONDITIONS

AIR TEMPERATURE:	HUMIDITY:
SAND TEMPERATURE:	CONDITIONS:
WIND DIRECTION:	BAROMETRIC PRESSURE:
WIND SPEED:	

Legend:
(c) Captain **DSQ** Disqualified **INJ** Injury



Arena de Copacabana
Arena de Copacabana
Arena de Copacabana

22 JUL 2007
13:00

Beach Volleyball
Voleibol de Playa / Vôlei de Praia

Men
Hombres / Senhores

Final 3-4
Finale 3-4 /

B3 Match Results

Resultados del partido / Resultados da partida

Match 63 Kruger/Montgomery (CAN) vs Alvarez/Munder (CUB)

1 2

Teams	Sets	1	2	3	Total
Kruger/Montgomery (CAN)	1	19	21	11	51
Alvarez/Munder (CUB)	2	21	17	15	53
	Duration:	18 min	20 min	15 min	53 min

1st Referee: MARTINS Elzir (BRA)
2nd Referee: PINERO Arnaldo (PUR)

TEAM AND ATHLETE PERFORMANCES

MONTGOMERY Wes (c)	KRUGER Jason	TOTAL		TOTAL	ALVAREZ CUTINO Francisco (c)	MUNDER Leonel
28	24	52	Service Attempts	52	28	24
1	1	2	Service Faults	6	0	6
1	0	1	Service Aces	1	0	1

44	11	55	Attack Attempts	63	15	48
17	5	22	Attack Successes	28	7	21

5	0	5	Block Successes	2	0	2
---	---	---	------------------------	---	---	---

10	5	15	Opponent Errors	11	5	6
----	---	----	------------------------	----	---	---

0	3	3	Dig Successes	7	6	1
---	---	---	----------------------	---	---	---

Number of Spectators:

WEATHER CONDITIONS

AIR TEMPERATURE:	HUMIDITY:
SAND TEMPERATURE:	CONDITIONS:
WIND DIRECTION:	BAROMETRIC PRESSURE:
WIND SPEED:	

Legend:
(c) Captain **DSQ** Disqualified **INJ** Injury



Arena de Copacabana
Arena de Copacabana
Arena de Copacabana

21 JUL 2007
15:00

Beach Volleyball
Voleibol de Playa / Vôlei de Praia

Men
Hombres / Senhores

Semifinals
Semifinales / Semifinais

B3

Match Results

Resultados del partido / Resultados da partida

Match 59

Kruger/Montgomery (CAN) vs Ricardo/Emanuel (BRA)

0 2

Teams	Sets	1	2	3	Total
Kruger/Montgomery (CAN)	0	15	16		31
Ricardo/Emanuel (BRA)	2	21	21		42
	Duration:	19 min	23 min		42 min

1st Referee: MORA Marvin (CRC)

2nd Referee: RAMIREZ Miguel (MEX)

TEAM AND ATHLETE PERFORMANCES

MONTGOMERY Wes (c)	KRUGER Jason	TOTAL		TOTAL	SANTOS Ricardo	REGO Emanuel (c)
14	18	32	Service Attempts	41	20	21
3	3	6	Service Faults	3	1	2
0	0	0	Service Aces	1	1	0

14	28	42	Attack Attempts	37	11	26
7	14	21	Attack Successes	17	7	10

2	0	2	Block Successes	4	4	0
---	---	---	------------------------	---	---	---

6	4	10	Opponent Errors	2	1	1
---	---	----	------------------------	---	---	---

4	3	7	Dig Successes	5	2	3
---	---	---	----------------------	---	---	---

Number of Spectators:

WEATHER CONDITIONS

AIR TEMPERATURE:	HUMIDITY:
SAND TEMPERATURE:	CONDITIONS:
WIND DIRECTION:	BAROMETRIC PRESSURE:
WIND SPEED:	

Legend:
(c) Captain **DSQ** Disqualified **INJ** Injury



Arena de Copacabana
Arena de Copacabana
Arena de Copacabana

21 JUL 2007
16:00

Beach Volleyball
Voleibol de Playa / Vôlei de Praia

Men
Hombres / Senhores

Semifinals
Semifinales / Semifinais

B3

Match Results

Resultados del partido / Resultados da partida

Match 60

Stolfus/Loomis (USA) vs Alvarez/Munder (CUB)

2 1

Teams	Sets	1	2	3	Total
Stolfus/Loomis (USA)	2	21	17	15	53
Alvarez/Munder (CUB)	1	13	21	13	47
	Duration:	17 min	21 min	18 min	56 min

1st Referee: MARTINS Elzir (BRA)
2nd Referee: PINERO Arnaldo (PUR)

TEAM AND ATHLETE PERFORMANCES

STOLFUS Hans (c)	LOOMIS Ty	TOTAL		TOTAL	ALVAREZ CUTINO Francisco (c)	MUNDER Leonel
28	25	53	Service Attempts	47	21	26
1	7	8	Service Faults	3	1	2
1	1	2	Service Aces	0	0	0

13	47	60	Attack Attempts	50	16	34
5	22	27	Attack Successes	22	7	15

3	4	7	Block Successes	7	0	7
---	---	---	------------------------	---	---	---

1	2	3	Opponent Errors	8	3	5
---	---	---	------------------------	---	---	---

2	1	3	Dig Successes	11	10	1
---	---	---	----------------------	----	----	---

Number of Spectators:

WEATHER CONDITIONS

AIR TEMPERATURE:	HUMIDITY:
SAND TEMPERATURE:	CONDITIONS:
WIND DIRECTION:	BAROMETRIC PRESSURE:
WIND SPEED:	

Legend:
(c) Captain **DSQ** Disqualified **INJ** Injury



Arena de Copacabana
Arena de Copacabana
Arena de Copacabana

20 JUL 2007
12:00

Beach Volleyball

Voleibol de Playa / Vôlei de Praia

Men

Hombres / Senhores

Quarterfinals

Cuartos de finales / Quartas de final

B3

Match Results

Resultados del partido / Resultados da partida

Match 55

Kruger/Montgomery (CAN) vs Guevara/Araya (CRC)

2 0

Teams	Sets	1	2	3	Total
Kruger/Montgomery (CAN)	2	21	21		42
Guevara/Araya (CRC)	0	11	8		19
	Duration:	14 min	13 min		27 min

1st Referee: APOL Daniel (USA)

2nd Referee: PINERO Arnaldo (PUR)

TEAM AND ATHLETE PERFORMANCES

MONTGOMERY Wes (c)	KRUGER Jason	TOTAL		TOTAL	ARAYA Marcelo	GUEVARA Jonathan (c)
18	26	44	Service Attempts	17	6	11
2	6	8	Service Faults	1	0	1
1	2	3	Service Aces	0	0	0

9	26	35	Attack Attempts	35	24	11
6	16	22	Attack Successes	5	4	1

1	0	1	Block Successes	0	0	0
---	---	---	------------------------	---	---	---

2	1	3	Opponent Errors	7	3	4
---	---	---	------------------------	---	---	---

0	0	0	Dig Successes	5	5	0
---	---	---	----------------------	---	---	---

Number of Spectators:

WEATHER CONDITIONS

AIR TEMPERATURE:	HUMIDITY:
SAND TEMPERATURE:	CONDITIONS:
WIND DIRECTION:	BAROMETRIC PRESSURE:
WIND SPEED:	

Legend:
(c) Captain DSQ Disqualified INJ Injury



Arena de Copacabana
Arena de Copacabana
Arena de Copacabana

20 JUL 2007
14:00

Beach Volleyball

Voleibol de Playa / Vôlei de Praia

Men

Hombres / Senhores

Quarterfinals

Cuartos de finales / Quartas de final

B3

Match Results

Resultados del partido / Resultados da partida

Match 56

Ricardo/Emanuel (BRA) vs Ontiveros/Ontiveros (MEX)

2 0

Teams	Sets	1	2	3	Total
Ricardo/Emanuel (BRA)	2	21	21		42
Ontiveros/Ontiveros (MEX)	0	14	16		30
	Duration:	20 min	21 min		41 min

1st Referee: MORA Marvin (CRC)

2nd Referee: SUMAVIL Osvaldo (ARG)

TEAM AND ATHLETE PERFORMANCES

SANTOS Ricardo	REGO Emanuel (c)	TOTAL		TOTAL	ONTIVEROS GOMEZ Ulises	ONTIVEROS GOMEZ Rodolfo L.
20	20	40	Service Attempts	32	15	(6)
1	1	2	Service Faults	2	0	2
1	1	2	Service Aces	0	0	0

31	16	47	Attack Attempts	46	21	25
16	11	27	Attack Successes	13	5	8

3	1	4	Block Successes	0	0	0
---	---	---	------------------------	---	---	---

6	4	10	Opponent Errors	5	3	2
---	---	----	------------------------	---	---	---

5	5	10	Dig Successes	4	1	3
---	---	----	----------------------	---	---	---

Number of Spectators:

WEATHER CONDITIONS

AIR TEMPERATURE:	HUMIDITY:
SAND TEMPERATURE:	CONDITIONS:
WIND DIRECTION:	BAROMETRIC PRESSURE:
WIND SPEED:	

Legend:

(c) Captain **DSQ** Disqualified **INJ** Injury



Arena de Copacabana
Arena de Copacabana
Arena de Copacabana

20 JUL 2007
10:00

Beach Volleyball

Voleibol de Playa / Vôlei de Praia

Men

Hombres / Senhores

Quarterfinals

Cuartos de finales / Quartas de final

B3

Match Results

Resultados del partido / Resultados da partida

Match 53

Stolfus/Loomis (USA) vs Dalmas/Zanotta (URU)

2 0

Teams	Sets	1	2	3	Total
Stolfus/Loomis (USA)	2	21	21		42
Dalmas/Zanotta (URU)	0	12	14		26
Duration:		20 min	20 min		40 min

1st Referee: SUMAVIL Osvaldo (ARG)

2nd Referee: RAMIREZ Miguel (MEX)

TEAM AND ATHLETE PERFORMANCES

STOLFUS Hans (c)	LOOMIS Ty	TOTAL		TOTAL	DALMAS Fabio (c)	ZANOTTA Nicolas
15	26	41	Service Attempts	27	12	15
1	1	2	Service Faults	2	1	1
1	2	3	Service Aces	1	1	0

21	23	44	Attack Attempts	47	31	16
14	7	21	Attack Successes	10	5	5

2	1	3	Block Successes	0	0	0
---	---	---	------------------------	---	---	---

4	4	8	Opponent Errors	5	4	1
---	---	---	------------------------	---	---	---

0	1	1	Dig Successes	6	3	3
---	---	---	----------------------	---	---	---

Number of Spectators:

WEATHER CONDITIONS

AIR TEMPERATURE:	HUMIDITY:
SAND TEMPERATURE:	CONDITIONS:
WIND DIRECTION:	BAROMETRIC PRESSURE:
WIND SPEED:	

Legend:

(c) Captain **DSQ** Disqualified **INJ** Injury



Arena de Copacabana
Arena de Copacabana
Arena de Copacabana

20 JUL 2007
11:00

Beach Volleyball

Voleibol de Playa / Vôlei de Praia

Men

Hombres / Senhores

Quarterfinals

Cuartos de finales / Quartas de final

B3

Match Results

Resultados del partido / Resultados da partida

Match 54

Alvarez/Munder (CUB) vs Gil/Acosta (PUR)

2 0

Teams	Sets	1	2	3	Total
Alvarez/Munder (CUB)	2	21	21		42
Gil/Acosta (PUR)	0	17	9		26
	Duration:	19 min	15 min		34 min

1st Referee: FONSECA Regis (BRA)

2nd Referee: MARTINS Elzir (BRA)

TEAM AND ATHLETE PERFORMANCES

ALVAREZ CUTINO Francisco (c)	MUNDER Leonel	TOTAL		TOTAL	GIL Joseph (c)	ACOSTA de la ROSA Joaquin
21	21	42	Service Attempts	26	13	13
0	3	3	Service Faults	1	0	1
0	2	2	Service Aces	0	0	0

13	20	33	Attack Attempts	48	6	42
6	9	15	Attack Successes	16	4	12

0	6	6	Block Successes	0	0	0
---	---	---	------------------------	---	---	---

1	5	6	Opponent Errors	6	2	4
---	---	---	------------------------	---	---	---

7	1	8	Dig Successes	4	0	4
---	---	---	----------------------	---	---	---

Number of Spectators:

WEATHER CONDITIONS

AIR TEMPERATURE:	HUMIDITY:
SAND TEMPERATURE:	CONDITIONS:
WIND DIRECTION:	BAROMETRIC PRESSURE:
WIND SPEED:	

Legend:
(c) Captain DSQ Disqualified INJ Injury



Arena de Copacabana
Arena de Copacabana
Arena de Copacabana

17 JUL 2007
9:00

Beach Volleyball
Voleibol de Playa / Vôlei de Praia

Men
Hombres / Senhores

Preliminaries - Pool A
Preliminares - Grupo A / Preliminares - Grupo A

B3

Match Results

Resultados del partido / Resultados da partida

Match 9

Ricardo/Emanuel (BRA) vs Cabrales/Naranjo (COL)

2 0

Teams	Sets	1	2	3	Total
Ricardo/Emanuel (BRA)	2	21	21		42
Cabrales/Naranjo (COL)	0	6	14		20
	Duration:	14 min	17 min		31 min

1st Referee: SUMAVIL Osvaldo (ARG)

2nd Referee: APOL Daniel (USA)

TEAM AND ATHLETE PERFORMANCES

SANTOS Ricardo	REGO Emanuel (c)	TOTAL		TOTAL	CABRALES URIBE Rafael Enrique (c)	NARANJO BARBOSA Diego Alberto
14	27	41	Service Attempts	21	12	9
1	1	2	Service Faults	4	2	2
0	1	1	Service Aces	0	0	0

9	23	32	Attack Attempts	44	23	21
3	15	18	Attack Successes	14	7	7

3	1	4	Block Successes	2	0	2
---	---	---	------------------------	---	---	---

0	0	0	Opponent Errors	3	1	2
---	---	---	------------------------	---	---	---

2	0	2	Dig Successes	4	3	1
---	---	---	----------------------	---	---	---

Number of Spectators:

WEATHER CONDITIONS

AIR TEMPERATURE:	HUMIDITY:
SAND TEMPERATURE:	CONDITIONS:
WIND DIRECTION:	BAROMETRIC PRESSURE:
WIND SPEED:	

Legend:
(c) Captain DSQ Disqualified INJ Injury

B3

Match Results

Resultados del partido / Resultados da partida

Match 10

Guevara/Araya (CRC) vs Perez/Suarez (ARG)

2 1

Teams	Sets	1	2	3	Total
Guevara/Araya (CRC)	2	13	21	15	49
Perez/Suarez (ARG)	1	21	19	11	51
	Duration:	18 min	21 min	15 min	56 min

1st Referee: MARTINS Elzir (BRA)
2nd Referee: RAMIREZ Miguel (MEX)

TEAM AND ATHLETE PERFORMANCES

ARAYA Marcelo	GUEVARA Jonathan (c)	TOTAL		TOTAL	PEREZ Fabio (c)	SUAREZ Pablo Miguel
23	22	45	Service Attempts	52	26	26
1	4	5	Service Faults	10	7	3
0	2	2	Service Aces	2	1	1

21	33	54	Attack Attempts	55	17	38
14	15	29	Attack Successes	32	12	20

1	1	2	Block Successes	5	5	0
---	---	---	------------------------	---	---	---

0	3	3	Opponent Errors	0	0	0
---	---	---	------------------------	---	---	---

2	1	3	Dig Successes	4	1	3
---	---	---	----------------------	---	---	---

Number of Spectators:

WEATHER CONDITIONS

AIR TEMPERATURE:	HUMIDITY:
SAND TEMPERATURE:	CONDITIONS:
WIND DIRECTION:	BAROMETRIC PRESSURE:
WIND SPEED:	

Legend:
(c) Captain DSQ Disqualified INJ Injury



Arena de Copacabana
Arena de Copacabana
Arena de Copacabana

18 JUL 2007
9:00

Beach Volleyball

Voleibol de Playa / Vôlei de Praia

Men

Hombres / Senhores

Preliminaries - Pool A

Preliminares - Grupo A / Preliminares - Grupo A

B3

Match Results

Resultados del partido / Resultados da partida

Match 25

Ricardo/Emanuel (BRA) vs Perez/Suarez (ARG)

2 0

Teams	Sets	1	2	3	Total
Ricardo/Emanuel (BRA)	2	21	21		42
Perez/Suarez (ARG)	0	16	16		32
	Duration:	19 min	20 min		39 min

1st Referee: COLLADO Juvenal (DOM)

2nd Referee: PINERO Arnaldo (PUR)

TEAM AND ATHLETE PERFORMANCES

SANTOS Ricardo	REGO Emanuel (c)	TOTAL		TOTAL	PEREZ Fabio (c)	SUAREZ Pablo Miguel
17	24	41	Service Attempts	33	12	21
2	3	5	Service Faults	6	5	1
1	0	1	Service Aces	0	0	0

22	14	36	Attack Attempts	43	19	24
8	7	15	Attack Successes	12	6	6

5	1	6	Block Successes	4	4	0
---	---	---	------------------------	---	---	---

1	4	5	Opponent Errors	4	3	1
---	---	---	------------------------	---	---	---

3	4	7	Dig Successes	3	1	2
---	---	---	----------------------	---	---	---

Number of Spectators:

WEATHER CONDITIONS

AIR TEMPERATURE:	HUMIDITY:
SAND TEMPERATURE:	CONDITIONS:
WIND DIRECTION:	BAROMETRIC PRESSURE:
WIND SPEED:	

Legend:

(c) Captain **DSQ** Disqualified **INJ** Injury



Arena de Copacabana
Arena de Copacabana
Arena de Copacabana

18 JUL 2007
9:00

Beach Volleyball

Voleibol de Playa / Vôlei de Praia

Men

Hombres / Senhores

Preliminaries - Pool A

Preliminares - Grupo A / Preliminares - Grupo A

B3

Match Results

Resultados del partido / Resultados da partida

Match 26

Guevara/Araya (CRC) vs Cabrales/Naranjo (COL)

2 0

Teams	Sets	1	2	3	Total
Guevara/Araya (CRC)	2	21	21		42
Cabrales/Naranjo (COL)	0	16	15		31
	Duration:	16 min	17 min		33 min

1st Referee: SUMAVIL Osvaldo (ARG)

2nd Referee: FONSECA Regis (BRA)

TEAM AND ATHLETE PERFORMANCES

ARAYA Marcelo	GUEVARA Jonathan (c)	TOTAL		TOTAL	CABRALES URIBE Rafael Enrique (c)	NARANJO BARBOSA Diego Alberto
22	19	41	Service Attempts	32	20	12
2	7	9	Service Faults	6	1	5
0	1	1	Service Aces	0	0	0

21	22	43	Attack Attempts	50	34	16
7	9	16	Attack Successes	15	11	4

0	2	2	Block Successes	0	0	0
---	---	---	------------------------	---	---	---

2	0	2	Opponent Errors	7	3	4
---	---	---	------------------------	---	---	---

2	1	3	Dig Successes	4	2	2
---	---	---	----------------------	---	---	---

Number of Spectators:

WEATHER CONDITIONS

AIR TEMPERATURE:	HUMIDITY:
SAND TEMPERATURE:	CONDITIONS:
WIND DIRECTION:	BAROMETRIC PRESSURE:
WIND SPEED:	

Legend:
(c) Captain DSQ Disqualified INJ Injury



Arena de Copacabana
Arena de Copacabana
Arena de Copacabana

19 JUL 2007
9:00

Beach Volleyball
Voleibol de Playa / Vôlei de Praia

Men
Hombres / Senhores

Preliminaries - Pool A
Preliminares - Grupo A / Preliminares - Grupo A

B3

Match Results

Resultados del partido / Resultados da partida

Match 41

Ricardo/Emanuel (BRA) vs Guevara/Araya (CRC)

2 0

Teams	Sets	1	2	3	Total
Ricardo/Emanuel (BRA)	2	21	21		42
Guevara/Araya (CRC)	0	9	10		19
	Duration:	15 min	15 min		30 min

1st Referee: PINERO Arnaldo (PUR)
2nd Referee: COLLADO Juvenal (DOM)

TEAM AND ATHLETE PERFORMANCES

SANTOS Ricardo	REGO Emanuel (c)	TOTAL		TOTAL	ARAYA Marcelo	GUEVARA Jonathan (c)
19	22	41	Service Attempts	20	10	10
1	2	3	Service Faults	4	0	4
1	1	2	Service Aces	0	0	0

13	20	33	Attack Attempts	43	15	28
2	13	15	Attack Successes	7	4	3

4	2	6	Block Successes	1	0	1
---	---	---	------------------------	---	---	---

2	2	4	Opponent Errors	5	2	3
---	---	---	------------------------	---	---	---

2	3	5	Dig Successes	2	0	2
---	---	---	----------------------	---	---	---

Number of Spectators:

WEATHER CONDITIONS

AIR TEMPERATURE:	HUMIDITY:
SAND TEMPERATURE:	CONDITIONS:
WIND DIRECTION:	BAROMETRIC PRESSURE:
WIND SPEED:	

Legend:
(c) Captain DSQ Disqualified INJ Injury



Arena de Copacabana
Arena de Copacabana
Arena de Copacabana

19 JUL 2007
10:00

Beach Volleyball
Voleibol de Playa / Vôlei de Praia

Men
Hombres / Senhores

Preliminaries - Pool A
Preliminares - Grupo A / Preliminares - Grupo A

B3

Match Results

Resultados del partido / Resultados da partida

Match 42

Cabrales/Naranjo (COL) vs Perez/Suarez (ARG)

0 2

Teams	Sets	1	2	3	Total
Cabrales/Naranjo (COL)	0	11	14		25
Perez/Suarez (ARG)	2	21	21		42
	Duration:	16 min	18 min		34 min

1st Referee: MORA Marvin (CRC)

2nd Referee: MARTINS Elzir (BRA)

TEAM AND ATHLETE PERFORMANCES

CABRALES URIBE Rafael Enrique (c)	NARANJO BARBOSA Diego Alberto	TOTAL		TOTAL	PEREZ Fabio (c)	SUAREZ Pablo Miguel
12	14	26	Service Attempts	41	23	18
1	2	3	Service Faults	8	6	2
0	0	0	Service Aces	2	2	0

27	13	40	Attack Attempts	41	14	27
4	6	10	Attack Successes	15	2	13

0	0	0	Block Successes	1	1	0
---	---	---	------------------------	---	---	---

5	5	10	Opponent Errors	3	2	1
---	---	----	------------------------	---	---	---

0	0	0	Dig Successes	8	3	5
---	---	---	----------------------	---	---	---

Number of Spectators:

WEATHER CONDITIONS

AIR TEMPERATURE:	HUMIDITY:
SAND TEMPERATURE:	CONDITIONS:
WIND DIRECTION:	BAROMETRIC PRESSURE:
WIND SPEED:	

Legend:
(c) Captain DSQ Disqualified INJ Injury



Arena de Copacabana
Arena de Copacabana
Arena de Copacabana

17 JUL 2007
11:00

Beach Volleyball

Voleibol de Playa / Vôlei de Praia

Men

Hombres / Senhores

Preliminaries - Pool B

Preliminares - Grupo B / Preliminares - Grupo B

B3

Match Results

Resultados del partido / Resultados da partida

Match 13

Alvarez/Munder (CUB) vs Calderon/Castro (NCA)

2 0

Teams	Sets	1	2	3	Total
Alvarez/Munder (CUB)	2	21	21		42
Calderon/Castro (NCA)	0	8	12		20
	Duration:	14 min	16 min		30 min

1st Referee: APOL Daniel (USA)

2nd Referee: SUMAVIL Osvaldo (ARG)

TEAM AND ATHLETE PERFORMANCES

ALVAREZ CUTINO Francisco (c)	MUNDER Leonel	TOTAL		TOTAL	CALDERON Winston	CASTRO REQUENE Francisco Ramon
23	18	41	Service Attempts	21	10	11
2	2	4	Service Faults	4	2	2
1	0	1	Service Aces	0	0	0

21	19	40	Attack Attempts	44	23	21
12	14	26	Attack Successes	12	6	6

0	1	1	Block Successes	0	0	0
---	---	---	------------------------	---	---	---

0	0	0	Opponent Errors	5	2	3
---	---	---	------------------------	---	---	---

1	0	1	Dig Successes	4	1	3
---	---	---	----------------------	---	---	---

Number of Spectators:

WEATHER CONDITIONS

AIR TEMPERATURE:	HUMIDITY:
SAND TEMPERATURE:	CONDITIONS:
WIND DIRECTION:	BAROMETRIC PRESSURE:
WIND SPEED:	

Legend:
(c) Captain **DSQ** Disqualified **INJ** Injury



Arena de Copacabana
Arena de Copacabana
Arena de Copacabana

17 JUL 2007
11:00

Beach Volleyball
Voleibol de Playa / Vôlei de Praia

Men
Hombres / Senhores

Preliminaries - Pool B
Preliminares - Grupo B / Preliminares - Grupo B

B3

Match Results

Resultados del partido / Resultados da partida

Match 14

Dalmas/Zanotta (URU) vs Medrano/Vargas (ESA)

2 1

Teams	Sets	1	2	3	Total
Dalmas/Zanotta (URU)	2	17	21	15	53
Medrano/Vargas (ESA)	1	21	14	7	42
	Duration:	21 min	18 min	10 min	49 min

1st Referee: RAMIREZ Miguel (MEX)

2nd Referee: MARTINS Elzir (BRA)

TEAM AND ATHLETE PERFORMANCES

DALMAS Fabio (c)	ZANOTTA Nicolas	TOTAL		TOTAL	MEDRANO Jeovanny (c)	VARGAS David
28	27	55	Service Attempts	42	20	22
1	4	5	Service Faults	8	3	5
0	0	0	Service Aces	1	1	0

22	36	58	Attack Attempts	71	25	46
5	15	20	Attack Successes	21	9	12

2	1	3	Block Successes	0	0	0
---	---	---	------------------------	---	---	---

4	3	7	Opponent Errors	9	3	6
---	---	---	------------------------	---	---	---

2	2	4	Dig Successes	2	1	1
---	---	---	----------------------	---	---	---

Number of Spectators:

WEATHER CONDITIONS

AIR TEMPERATURE:	HUMIDITY:
SAND TEMPERATURE:	CONDITIONS:
WIND DIRECTION:	BAROMETRIC PRESSURE:
WIND SPEED:	

Legend:
(c) Captain DSQ Disqualified INJ Injury



Arena de Copacabana
Arena de Copacabana
Arena de Copacabana

18 JUL 2007
11:00

Beach Volleyball
Voleibol de Playa / Vôlei de Praia

Men
Hombres / Senhores

Preliminaries - Pool B
Preliminares - Grupo B / Preliminares - Grupo B

B3

Match Results

Resultados del partido / Resultados da partida

Match 29

Dalmas/Zanotta (URU) vs Calderon/Castro (NCA)

2 0

Teams	Sets	1	2	3	Total
Dalmas/Zanotta (URU)	2	21	21		42
Calderon/Castro (NCA)	0	12	8		20
	Duration:	15 min	15 min		30 min

1st Referee: FONSECA Regis (BRA)

2nd Referee: COLLADO Juvenal (DOM)

TEAM AND ATHLETE PERFORMANCES

DALMAS Fabio (c)	ZANOTTA Nicolas	TOTAL		TOTAL	CALDERON Winston	CASTRO REQUENE
24	16	40	Service Attempts	21	9	Francisco Ramon
1	1	2	Service Faults	1	1	0
1	0	1	Service Aces	0	0	0

28	13	41	Attack Attempts	58	22	36
10	5	15	Attack Successes	10	5	5

2	6	8	Block Successes	2	2	0
---	---	---	-----------------	---	---	---

2	0	2	Opponent Errors	3	2	1
---	---	---	-----------------	---	---	---

1	0	1	Dig Successes	3	1	2
---	---	---	---------------	---	---	---

Number of Spectators:

WEATHER CONDITIONS

AIR TEMPERATURE:	HUMIDITY:
SAND TEMPERATURE:	CONDITIONS:
WIND DIRECTION:	BAROMETRIC PRESSURE:
WIND SPEED:	

Legend:

(c) Captain **DSQ** Disqualified **INJ** Injury



Arena de Copacabana
Arena de Copacabana
Arena de Copacabana

18 JUL 2007
11:00

Beach Volleyball
Voleibol de Playa / Vôlei de Praia

Men
Hombres / Senhores

Preliminaries - Pool B
Preliminares - Grupo B / Preliminares - Grupo B

B3

Match Results

Resultados del partido / Resultados da partida

Match 30

Alvarez/Munder (CUB) vs Medrano/Vargas (ESA)

2 0

Teams	Sets	1	2	3	Total
Alvarez/Munder (CUB)	2	21	21		42
Medrano/Vargas (ESA)	0	14	16		30
	Duration:	17 min	20 min		37 min

1st Referee: PINERO Arnaldo (PUR)

2nd Referee: SUMAVIL Osvaldo (ARG)

TEAM AND ATHLETE PERFORMANCES

ALVAREZ CUTINO Francisco (c)	MUNDER Leonel	TOTAL		TOTAL	MEDRANO Jeovanny (c)	VARGAS David
18	23	41	Service Attempts	31	18	13
0	3	3	Service Faults	6	5	1
0	1	1	Service Aces	0	0	0

11	30	41	Attack Attempts	41	23	18
6	18	24	Attack Successes	15	8	7

1	2	3	Block Successes	1	0	1
---	---	---	------------------------	---	---	---

0	4	4	Opponent Errors	3	2	1
---	---	---	------------------------	---	---	---

3	1	4	Dig Successes	3	3	0
---	---	---	----------------------	---	---	---

Number of Spectators:

WEATHER CONDITIONS

AIR TEMPERATURE:	HUMIDITY:
SAND TEMPERATURE:	CONDITIONS:
WIND DIRECTION:	BAROMETRIC PRESSURE:
WIND SPEED:	

Legend:
(c) Captain DSQ Disqualified INJ Injury



Arena de Copacabana
Arena de Copacabana
Arena de Copacabana

19 JUL 2007
11:00

Beach Volleyball
Voleibol de Playa / Vôlei de Praia

Men
Hombres / Senhores

Preliminaries - Pool B
Preliminares - Grupo B / Preliminares - Grupo B

B3

Match Results

Resultados del partido / Resultados da partida

Match 43

Calderon/Castro (NCA) vs Medrano/Vargas (ESA)

0 2

Teams	Sets	1	2	3	Total
Calderon/Castro (NCA)	0	18	14		32
Medrano/Vargas (ESA)	2	21	21		42
	Duration:	18 min	13 min		31 min

1st Referee: FONSECA Regis (BRA)

2nd Referee: PINERO Arnaldo (PUR)

TEAM AND ATHLETE PERFORMANCES

CALDERON Winston	CASTRO REQUENE Francisco Ramon (c)	TOTAL		TOTAL	MEDRANO Jeovanny (c)	VARGAS David
13	20	33	Service Attempts	41	17	24
2	2	4	Service Faults	1	0	1
0	0	0	Service Aces	1	0	1

37	26	63	Attack Attempts	55	26	29
11	9	20	Attack Successes	18	7	11

1	1	2	Block Successes	4	1	3
---	---	---	------------------------	---	---	---

2	4	6	Opponent Errors	5	2	3
---	---	---	------------------------	---	---	---

0	3	3	Dig Successes	7	4	3
---	---	---	----------------------	---	---	---

Number of Spectators:

WEATHER CONDITIONS

AIR TEMPERATURE:	HUMIDITY:
SAND TEMPERATURE:	CONDITIONS:
WIND DIRECTION:	BAROMETRIC PRESSURE:
WIND SPEED:	

Legend:
(c) Captain **DSQ** Disqualified **INJ** Injury



Arena de Copacabana
Arena de Copacabana
Arena de Copacabana

19 JUL 2007
12:00

Beach Volleyball

Voleibol de Playa / Vôlei de Praia

Men

Hombres / Senhores

Preliminaries - Pool B

Preliminares - Grupo B / Preliminares - Grupo B

B3

Match Results

Resultados del partido / Resultados da partida

Match 44

Alvarez/Munder (CUB) vs Dalmas/Zanotta (URU)

2 0

Teams	Sets	1	2	3	Total
Alvarez/Munder (CUB)	2	23	25		48
Dalmas/Zanotta (URU)	0	21	23		44
	Duration:	19 min	27 min		46 min

1st Referee: COLLADO Juvenal (DOM)

2nd Referee: FONSECA Regis (BRA)

TEAM AND ATHLETE PERFORMANCES

ALVAREZ CUTINO Francisco (c)	MUNDER Leonel	TOTAL		TOTAL	DALMAS Fabio (c)	ZANOTTA Nicolas
27	23	50	Service Attempts	43	17	26
0	5	5	Service Faults	3	1	2
1	2	3	Service Aces	4	0	4

22	38	60	Attack Attempts	55	37	18
3	17	20	Attack Successes	12	7	5

0	3	3	Block Successes	7	0	7
---	---	---	------------------------	---	---	---

2	4	6	Opponent Errors	7	0	7
---	---	---	------------------------	---	---	---

6	1	7	Dig Successes	8	1	7
---	---	---	----------------------	---	---	---

Number of Spectators:

WEATHER CONDITIONS

AIR TEMPERATURE:	HUMIDITY:
SAND TEMPERATURE:	CONDITIONS:
WIND DIRECTION:	BAROMETRIC PRESSURE:
WIND SPEED:	

Legend:
(c) Captain DSQ Disqualified INJ Injury



Arena de Copacabana
Arena de Copacabana
Arena de Copacabana

17 JUL 2007
13:00

Beach Volleyball
Voleibol de Playa / Vôlei de Praia

Men
Hombres / Senhores

Preliminaries - Pool C
Preliminares - Grupo C / Preliminares - Grupo C

B3

Match Results

Resultados del partido / Resultados da partida

Match 17

Henrique/Hernandez (VEN) vs Gil/Acosta (PUR)

2 1

Teams	Sets	1	2	3	Total
Henrique/Hernandez (VEN)	2	21	19	18	58
Gil/Acosta (PUR)	1	17	21	16	54
	Duration:	20 min	22 min	17 min	1 h 1 min

1st Referee: SUMAVIL Osvaldo (ARG)

2nd Referee: APOL Daniel (USA)

TEAM AND ATHLETE PERFORMANCES

HENRIQUE Jackson (c)	HERNANDEZ Igor	TOTAL		TOTAL	GIL Joseph (c)	ACOSTA de la ROSA Joaquin
29	29	58	Service Attempts	54	29	25
3	2	5	Service Faults	4	0	4
0	0	0	Service Aces	2	2	0

45	24	69	Attack Attempts	74	55	19
24	12	36	Attack Successes	30	20	10

0	5	5	Block Successes	1	1	0
---	---	---	------------------------	---	---	---

2	8	10	Opponent Errors	8	6	2
---	---	----	------------------------	---	---	---

2	1	3	Dig Successes	7	1	6
---	---	---	----------------------	---	---	---

Number of Spectators:

WEATHER CONDITIONS

AIR TEMPERATURE:	HUMIDITY:
SAND TEMPERATURE:	CONDITIONS:
WIND DIRECTION:	BAROMETRIC PRESSURE:
WIND SPEED:	

Legend:
(c) Captain DSQ Disqualified INJ Injury



Arena de Copacabana
Arena de Copacabana
Arena de Copacabana

17 JUL 2007
13:00

Beach Volleyball
Voleibol de Playa / Vôlei de Praia

Men
Hombres / Senhores

Preliminaries - Pool C
Preliminares - Grupo C / Preliminares - Grupo C

B3

Match Results

Resultados del partido / Resultados da partida

Match 18

Bardales/Maldonado (ECU) vs Stolfus/Loomis (USA)

0 2

Teams	Sets	1	2	3	Total
Bardales/Maldonado (ECU)	0	9	16		25
Stolfus/Loomis (USA)	2	21	21		42
	Duration:	17 min	20 min		37 min

1st Referee: MARTINS Elzir (BRA)
2nd Referee: RAMIREZ Miguel (MEX)

TEAM AND ATHLETE PERFORMANCES

BARDALES GARCIA Julio (c)	MALDONADO QUINTERO Daniel	TOTAL		TOTAL	STOLFUS Hans (c)	LOOMIS Ty
14	12	26	Service Attempts	41	15	26
5	3	8	Service Faults	4	1	3
0	0	0	Service Aces	4	1	3

24	11	35	Attack Attempts	37	18	19
8	3	11	Attack Successes	21	12	9

2	0	2	Block Successes	2	1	1
---	---	---	------------------------	---	---	---

1	3	4	Opponent Errors	5	2	3
---	---	---	------------------------	---	---	---

1	4	5	Dig Successes	5	3	2
---	---	---	----------------------	---	---	---

Number of Spectators:

WEATHER CONDITIONS

AIR TEMPERATURE:	HUMIDITY:
SAND TEMPERATURE:	CONDITIONS:
WIND DIRECTION:	BAROMETRIC PRESSURE:
WIND SPEED:	

Legend:
(c) Captain **DSQ** Disqualified **INJ** Injury



Arena de Copacabana
Arena de Copacabana
Arena de Copacabana

18 JUL 2007
13:00

Beach Volleyball
Voleibol de Playa / Vôlei de Praia

Men
Hombres / Senhores

Preliminaries - Pool C
Preliminares - Grupo C / Preliminares - Grupo C

B3

Match Results

Resultados del partido / Resultados da partida

Match 34

Bardales/Maldonado (ECU) vs Gil/Acosta (PUR)

0 2

Teams	Sets	1	2	3	Total
Bardales/Maldonado (ECU)	0	19	15		34
Gil/Acosta (PUR)	2	21	21		42
	Duration:	18 min	17 min		35 min

1st Referee: COLLADO Juvenal (DOM)

2nd Referee: SUMAVIL Osvaldo (ARG)

TEAM AND ATHLETE PERFORMANCES

BARDALES GARCIA Julio (c)	MALDONADO QUINTERO Daniel	TOTAL		TOTAL	GIL Joseph (c)	ACOSTA de la ROSA Joaquin
19	17	36	Service Attempts	40	18	22
4	2	6	Service Faults	3	1	2
0	2	2	Service Aces	3	0	3

17	32	49	Attack Attempts	50	18	32
8	8	16	Attack Successes	19	10	9

1	1	2	Block Successes	1	1	0
---	---	---	------------------------	---	---	---

4	4	8	Opponent Errors	7	5	2
---	---	---	------------------------	---	---	---

0	1	1	Dig Successes	2	0	2
---	---	---	----------------------	---	---	---

Number of Spectators:

WEATHER CONDITIONS

AIR TEMPERATURE:	HUMIDITY:
SAND TEMPERATURE:	CONDITIONS:
WIND DIRECTION:	BAROMETRIC PRESSURE:
WIND SPEED:	

Legend:
(c) Captain DSQ Disqualified INJ Injury



Arena de Copacabana
Arena de Copacabana
Arena de Copacabana

18 JUL 2007
13:00

Beach Volleyball
Voleibol de Playa / Vôlei de Praia

Men
Hombres / Senhores

Preliminaries - Pool C
Preliminares - Grupo C / Preliminares - Grupo C

B3

Match Results

Resultados del partido / Resultados da partida

Match 33

Henrique/Hernandez (VEN) vs Stolfus/Loomis (USA)

0 2

Teams	Sets	1	2	3	Total
Henrique/Hernandez (VEN)	0	17	18		35
Stolfus/Loomis (USA)	2	21	21		42
	Duration:	22 min	23 min		45 min

1st Referee: RAMIREZ Miguel (MEX)

2nd Referee: PINERO Arnaldo (PUR)

TEAM AND ATHLETE PERFORMANCES

HENRIQUE Jackson (c)	HERNANDEZ Igor	TOTAL		TOTAL	STOLFUS Hans (c)	LOOMIS Ty
21	16	37	Service Attempts	40	19	21
4	0	4	Service Faults	5	2	3
2	1	3	Service Aces	2	2	0

27	17	44	Attack Attempts	48	21	27
13	6	19	Attack Successes	23	9	14

0	1	1	Block Successes	0	0	0
---	---	---	------------------------	---	---	---

3	6	9	Opponent Errors	5	4	1
---	---	---	------------------------	---	---	---

4	3	7	Dig Successes	3	1	2
---	---	---	----------------------	---	---	---

Number of Spectators:

WEATHER CONDITIONS

AIR TEMPERATURE:	HUMIDITY:
SAND TEMPERATURE:	CONDITIONS:
WIND DIRECTION:	BAROMETRIC PRESSURE:
WIND SPEED:	

Legend:

(c) Captain **DSQ** Disqualified **INJ** Injury



Arena de Copacabana
Arena de Copacabana
Arena de Copacabana

19 JUL 2007
11:00

Beach Volleyball
Voleibol de Playa / Vôlei de Praia

Men
Hombres / Senhores

Preliminaries - Pool C
Preliminares - Grupo C / Preliminares - Grupo C

B3

Match Results

Resultados del partido / Resultados da partida

Match 45

Henrique/Hernandez (VEN) vs Bardales/Maldonado (ECU)

2 0

Teams	Sets	1	2	3	Total
Henrique/Hernandez (VEN)	2	21	23		44
Bardales/Maldonado (ECU)	0	13	21		34
	Duration:	20 min	27 min		47 min

1st Referee: SUMAVIL Osvaldo (ARG)

2nd Referee: RAMIREZ Miguel (MEX)

TEAM AND ATHLETE PERFORMANCES

HENRIQUE Jackson (c)	HERNANDEZ Igor	TOTAL		TOTAL	BARDALES GARCIA Julio (c)	MALDONADO QUINTERO Daniel
24	19	43	Service Attempts	35	17	18
4	3	7	Service Faults	4	3	1
2	0	2	Service Aces	0	0	0

27	23	50	Attack Attempts	45	22	23
13	10	23	Attack Successes	13	9	4

0	1	1	Block Successes	3	3	0
---	---	---	------------------------	---	---	---

4	3	7	Opponent Errors	8	3	5
---	---	---	------------------------	---	---	---

4	3	7	Dig Successes	0	0	0
---	---	---	----------------------	---	---	---

Number of Spectators:

WEATHER CONDITIONS

AIR TEMPERATURE:	HUMIDITY:
SAND TEMPERATURE:	CONDITIONS:
WIND DIRECTION:	BAROMETRIC PRESSURE:
WIND SPEED:	

Legend:
(c) Captain DSQ Disqualified INJ Injury



Arena de Copacabana
Arena de Copacabana
Arena de Copacabana

19 JUL 2007
12:00

Beach Volleyball
Voleibol de Playa / Vôlei de Praia

Men
Hombres / Senhores

Preliminaries - Pool C
Preliminares - Grupo C / Preliminares - Grupo C

B3

Match Results

Resultados del partido / Resultados da partida

Match 46

Gil/Acosta (PUR) vs Stolfus/Loomis (USA)

2 1

Teams	Sets	1	2	3	Total
Gil/Acosta (PUR)	2	23	15	15	53
Stolfus/Loomis (USA)	1	21	21	8	50
	Duration:	22 min	20 min	13 min	55 min

1st Referee: MARTINS Elzir (BRA)

2nd Referee: MORA Marvin (CRC)

TEAM AND ATHLETE PERFORMANCES

GIL Joseph (c)	ACOSTA de la ROSA Joaquin	TOTAL		TOTAL	STOLFUS Hans (c)	LOOMIS Ty
22	30	52	Service Attempts	51	21	30
0	4	4	Service Faults	11	4	7
0	0	0	Service Aces	3	0	3

26	29	55	Attack Attempts	66	29	37
11	10	21	Attack Successes	22	10	12

12	0	12	Block Successes	2	1	1
----	---	----	------------------------	---	---	---

6	4	10	Opponent Errors	7	3	4
---	---	----	------------------------	---	---	---

1	6	7	Dig Successes	4	3	1
---	---	---	----------------------	---	---	---

Number of Spectators:

WEATHER CONDITIONS

AIR TEMPERATURE:	HUMIDITY:
SAND TEMPERATURE:	CONDITIONS:
WIND DIRECTION:	BAROMETRIC PRESSURE:
WIND SPEED:	

Legend:
(c) Captain DSQ Disqualified INJ Injury



Arena de Copacabana
Arena de Copacabana
Arena de Copacabana

17 JUL 2007
18:00

Beach Volleyball
Voleibol de Playa / Vôlei de Praia

Men
Hombres / Senhores

Preliminaries - Pool D
Preliminares - Grupo D / Preliminares - Grupo D

B3

Match Results

Resultados del partido / Resultados da partida

Match 21

Kruger/Montgomery (CAN) vs Recabarren/Chamy (CHI)

2 0

Teams	Sets	1	2	3	Total
Kruger/Montgomery (CAN)	2	21	21		42
Recabarren/Chamy (CHI)	0	15	14		29
	Duration:	19 min	19 min		38 min

1st Referee: MARTINS Elzir (BRA)

2nd Referee: SUMAVIL Osvaldo (ARG)

TEAM AND ATHLETE PERFORMANCES

MONTGOMERY Wes	KRUGER Jason (c)	TOTAL		TOTAL	RECABARREN Mauricio (c)	CHAMY Juan Carlos
22	19	41	Service Attempts	30	16	14
1	2	3	Service Faults	8	3	5
0	2	2	Service Aces	2	1	1

21	15	36	Attack Attempts	46	32	14
11	8	19	Attack Successes	14	7	7

2	0	2	Block Successes	0	0	0
---	---	---	------------------------	---	---	---

5	1	6	Opponent Errors	3	1	2
---	---	---	------------------------	---	---	---

1	2	3	Dig Successes	3	2	1
---	---	---	----------------------	---	---	---

Number of Spectators:

WEATHER CONDITIONS

AIR TEMPERATURE:	HUMIDITY:
SAND TEMPERATURE:	CONDITIONS:
WIND DIRECTION:	BAROMETRIC PRESSURE:
WIND SPEED:	

Legend:

(c) Captain **DSQ** Disqualified **INJ** Injury



Arena de Copacabana
Arena de Copacabana
Arena de Copacabana

17 JUL 2007
19:00

Beach Volleyball
Voleibol de Playa / Vôlei de Praia

Men
Hombres / Senhores

Preliminaries - Pool D
Preliminares - Grupo D / Preliminares - Grupo D

B3

Match Results

Resultados del partido / Resultados da partida

Match 22

Ontiveros/Ontiveros (MEX) vs Bolanos/Gonzalez (GUA)

2 0

Teams	Sets	1	2	3	Total
Ontiveros/Ontiveros (MEX)	2	21	21		42
Bolanos/Gonzalez (GUA)	0	13	17		30
	Duration:	19 min	21 min		40 min

1st Referee: APOL Daniel (USA)
2nd Referee: MARTINS Elzir (BRA)

TEAM AND ATHLETE PERFORMANCES

ONTIVEROS GOMEZ Ulises	ONTIVEROS GOMEZ Rodolfo L.	TOTAL		TOTAL	BOLANOS Jorge (c)	GONZALEZ Jose Alfredo
19	(c)	40	Service Attempts	32	19	13
0	3	3	Service Faults	1	1	0
0	1	1	Service Aces	1	0	1

21	29	50	Attack Attempts	55	40	15
9	16	25	Attack Successes	17	13	4

4	0	4	Block Successes	1	0	1
---	---	---	------------------------	---	---	---

2	0	2	Opponent Errors	4	2	2
---	---	---	------------------------	---	---	---

1	3	4	Dig Successes	4	2	2
---	---	---	----------------------	---	---	---

Number of Spectators:

WEATHER CONDITIONS

AIR TEMPERATURE:	HUMIDITY:
SAND TEMPERATURE:	CONDITIONS:
WIND DIRECTION:	BAROMETRIC PRESSURE:
WIND SPEED:	

Legend:
(c) Captain **DSQ** Disqualified **INJ** Injury



Arena de Copacabana
Arena de Copacabana
Arena de Copacabana

18 JUL 2007
20:00

Beach Volleyball
Voleibol de Playa / Vôlei de Praia

Men
Hombres / Senhores

Preliminaries - Pool D
Preliminares - Grupo D / Preliminares - Grupo D

B3

Match Results

Resultados del partido / Resultados da partida

Match 38

Kruger/Montgomery (CAN) vs Bolanos/Gonzalez (GUA)

2 0

Teams	Sets	1	2	3	Total
Kruger/Montgomery (CAN)	2	21	21		42
Bolanos/Gonzalez (GUA)	0	13	4		17
	Duration:	15 min	12 min		27 min

1st Referee: RAMIREZ Miguel (MEX)

2nd Referee: SUMAVIL Osvaldo (ARG)

TEAM AND ATHLETE PERFORMANCES

MONTGOMERY Wes	KRUGER Jason (c)	TOTAL		TOTAL	BOLANOS Jorge (c)	GONZALEZ Jose Alfredo
24	16	40	Service Attempts	19	10	9
1	1	2	Service Faults	3	2	1
0	0	0	Service Aces	0	0	0

13	21	34	Attack Attempts	49	40	9
7	10	17	Attack Successes	7	7	0

9	1	10	Block Successes	0	0	0
---	---	----	------------------------	---	---	---

1	1	2	Opponent Errors	2	1	1
---	---	---	------------------------	---	---	---

0	5	5	Dig Successes	6	3	3
---	---	---	----------------------	---	---	---

Number of Spectators:

WEATHER CONDITIONS

AIR TEMPERATURE:	HUMIDITY:
SAND TEMPERATURE:	CONDITIONS:
WIND DIRECTION:	BAROMETRIC PRESSURE:
WIND SPEED:	

Legend:
(c) Captain DSQ Disqualified INJ Injury



Arena de Copacabana
Arena de Copacabana
Arena de Copacabana

18 JUL 2007
22:00

Beach Volleyball

Voleibol de Playa / Vôlei de Praia

Men

Hombres / Senhores

Preliminaries - Pool D

Preliminares - Grupo D / Preliminares - Grupo D

B3

Match Results

Resultados del partido / Resultados da partida

Match 40

Ontiveros/Ontiveros (MEX) vs Recabarren/Chamy (CHI)

2 0

Teams	Sets	1	2	3	Total
Ontiveros/Ontiveros (MEX)	2	21	21		42
Recabarren/Chamy (CHI)	0	11	11		22
	Duration:	17 min	19 min		36 min

1st Referee: FONSECA Regis (BRA)

2nd Referee: PINERO Arnaldo (PUR)

TEAM AND ATHLETE PERFORMANCES

ONTIVEROS GOMEZ Ulises	ONTIVEROS GOMEZ Rodolfo L.	TOTAL		TOTAL	RECABARREN Mauricio (c)	CHAMY Juan Carlos
24	18	42	Service Attempts	22	12	10
2	2	4	Service Faults	1	0	1
0	0	0	Service Aces	0	0	0

18	22	40	Attack Attempts	45	31	14
10	8	18	Attack Successes	6	1	5

3	1	4	Block Successes	1	0	1
---	---	---	------------------------	---	---	---

2	1	3	Opponent Errors	6	2	4
---	---	---	------------------------	---	---	---

1	2	3	Dig Successes	2	1	1
---	---	---	----------------------	---	---	---

Number of Spectators:

WEATHER CONDITIONS

AIR TEMPERATURE:	HUMIDITY:
SAND TEMPERATURE:	CONDITIONS:
WIND DIRECTION:	BAROMETRIC PRESSURE:
WIND SPEED:	

Legend:

(c) Captain **DSQ** Disqualified **INJ** Injury



Arena de Copacabana
Arena de Copacabana
Arena de Copacabana

19 JUL 2007
18:00

Beach Volleyball
Voleibol de Playa / Vôlei de Praia

Men
Hombres / Senhores

Preliminaries - Pool D
Preliminares - Grupo D / Preliminares - Grupo D

B3

Match Results

Resultados del partido / Resultados da partida

Match 49

Kruger/Montgomery (CAN) vs Ontiveros/Ontiveros (MEX)

2 0

Teams	Sets	1	2	3	Total
Kruger/Montgomery (CAN)	2	21	22		43
Ontiveros/Ontiveros (MEX)	0	18	20		38
	Duration:	18 min	23 min		41 min

1st Referee: FONSECA Regis (BRA)

2nd Referee: APOL Daniel (USA)

TEAM AND ATHLETE PERFORMANCES

MONTGOMERY Wes (c)	KRUGER Jason	TOTAL		TOTAL	ONTIVEROS GOMEZ Ulises	ONTIVEROS GOMEZ Rodolfo L.
20	22	42	Service Attempts	40	18	22
0	1	1	Service Faults	2	0	2
0	0	0	Service Aces	2	2	0

19	30	49	Attack Attempts	49	6	43
10	14	24	Attack Successes	21	1	20

4	0	4	Block Successes	2	2	0
---	---	---	-----------------	---	---	---

4	1	5	Opponent Errors	5	2	3
---	---	---	-----------------	---	---	---

0	1	1	Dig Successes	3	0	3
---	---	---	---------------	---	---	---

Number of Spectators:

WEATHER CONDITIONS

AIR TEMPERATURE:	HUMIDITY:
SAND TEMPERATURE:	CONDITIONS:
WIND DIRECTION:	BAROMETRIC PRESSURE:
WIND SPEED:	

Legend:
(c) Captain DSQ Disqualified INJ Injury



Arena de Copacabana
Arena de Copacabana
Arena de Copacabana

19 JUL 2007
19:00

Beach Volleyball
Voleibol de Playa / Vôlei de Praia

Men
Hombres / Senhores

Preliminaries - Pool D
Preliminares - Grupo D / Preliminares - Grupo D

B3

Match Results

Resultados del partido / Resultados da partida

Match 50

Recabarren/Chamy (CHI) vs Bolanos/Gonzalez (GUA)

2 0

Teams	Sets	1	2	3	Total
Recabarren/Chamy (CHI)	2	21	22		43
Bolanos/Gonzalez (GUA)	0	19	20		39
	Duration:	21 min	23 min		44 min

1st Referee: SUMAVIL Osvaldo (ARG)

2nd Referee: MORA Marvin (CRC)

TEAM AND ATHLETE PERFORMANCES

RECARBARREN Mauricio (c)	CHAMY Juan Carlos	TOTAL		TOTAL	BOLANOS Jorge (c)	GONZALEZ Jose Alfredo
22	20	42	Service Attempts	40	22	18
2	4	6	Service Faults	4	2	2
1	0	1	Service Aces	0	0	0

27	35	62	Attack Attempts	58	38	20
10	10	20	Attack Successes	17	12	5

0	2	2	Block Successes	1	0	1
---	---	---	------------------------	---	---	---

1	2	3	Opponent Errors	5	2	3
---	---	---	------------------------	---	---	---

5	1	6	Dig Successes	16	7	9
---	---	---	----------------------	----	---	---

Number of Spectators:

WEATHER CONDITIONS

AIR TEMPERATURE:	HUMIDITY:
SAND TEMPERATURE:	CONDITIONS:
WIND DIRECTION:	BAROMETRIC PRESSURE:
WIND SPEED:	

Legend:
(c) Captain DSQ Disqualified INJ Injury

B4 Results Table

Tabla de resultados / Tabela de Resultados

As of 19 JUL 2007 at 18:48

Pool A

Date	Time	Match	Team 1	NOC Code	Team 2	NOC Code	Score	Duration
TUE 17 JUL	9:00	9	Ricardo/Emanuel	BRA	Cabrales/Naranjo	COL	2-0 (21:6,21:14)	31 min
TUE 17 JUL	9:00	10	Guevara/Araya	CRC	Perez/Suarez	ARG	2-1 (13:21,21:19,15:11)	52 min
WED 18 JUL	9:00	25	Ricardo/Emanuel	BRA	Perez/Suarez	ARG	2-0 (21:16,21:16)	39 min
WED 18 JUL	9:00	26	Guevara/Araya	CRC	Cabrales/Naranjo	COL	2-0 (21:16,21:15)	33 min
THU 19 JUL	9:00	41	Ricardo/Emanuel	BRA	Guevara/Araya	CRC	2-0 (21:9,21:10)	30 min
THU 19 JUL	10:00	42	Cabrales/Naranjo	COL	Perez/Suarez	ARG	0-2 (11:21,14:21)	34 min

Rk	Team Name	NOC Code	Matches				Sets			Points		
			Pts	Tot	W	L	W	L	Ratio	W	L	Ratio
1	Ricardo/Emanuel	BRA	6	3	3	0	6	0	Max	126	71	1.775
2	Guevara/Araya	CRC	5	3	2	1	4	3	1.333	110	124	0.887
3	Perez/Suarez	ARG	4	3	1	2	3	4	0.750	125	116	1.078
4	Cabrales/Naranjo	COL	3	3	0	3	0	6	0.000	76	126	0.603

Pool B

Date	Time	Match	Team 1	NOC Code	Team 2	NOC Code	Score	Duration
TUE 17 JUL	11:00	13	Alvarez/Munder	CUB	Calderon/Castro	NCA	2-0 (21:8,21:12)	30 min
TUE 17 JUL	11:00	14	Dalmas/Zanotta	URU	Medrano/Vargas	ESA	2-1 (17:21,21:14,15:7)	49 min
WED 18 JUL	11:00	29	Dalmas/Zanotta	URU	Calderon/Castro	NCA	2-0 (21:12,21:8)	30 min
WED 18 JUL	11:00	30	Alvarez/Munder	CUB	Medrano/Vargas	ESA	2-0 (21:14,21:16)	37 min
THU 19 JUL	11:00	43	Calderon/Castro	NCA	Medrano/Vargas	ESA	0-2 (18:21,14:21)	31 min
THU 19 JUL	12:00	44	Alvarez/Munder	CUB	Dalmas/Zanotta	URU	2-0 (23:21,25:23)	46 min

Rk	Team Name	NOC Code	Matches				Sets			Points		
			Pts	Tot	W	L	W	L	Ratio	W	L	Ratio
1	Alvarez/Munder	CUB	6	3	3	0	6	0	Max	132	94	1.404
2	Dalmas/Zanotta	URU	5	3	2	1	4	3	1.333	139	110	1.264
3	Medrano/Vargas	ESA	4	3	1	2	3	4	0.750	114	127	0.898
4	Calderon/Castro	NCA	3	3	0	3	0	6	0.000	72	126	0.571

Pool C

Date	Time	Match	Team 1	NOC Code	Team 2	NOC Code	Score	Duration
TUE 17 JUL	13:00	17	Henrique/Hernandez	VEN	Gil/Acosta	PUR	2-1 (21:17,19:21,18:16)	51 min
TUE 17 JUL	13:00	18	Bardales/Maldonado	ECU	Stolfus/Loomis	USA	0-2 (9:21,16:21)	37 min
WED 18 JUL	13:00	33	Henrique/Hernandez	VEN	Stolfus/Loomis	USA	0-2 (17:21,18:21)	45 min
WED 18 JUL	13:00	34	Bardales/Maldonado	ECU	Gil/Acosta	PUR	0-2 (19:21,15:21)	35 min
THU 19 JUL	11:00	45	Henrique/Hernandez	VEN	Bardales/Maldonado	ECU	2-0 (21:13,23:21)	47 min
THU 19 JUL	12:00	46	Gil/Acosta	PUR	Stolfus/Loomis	USA	2-1 (23:21,15:21,15:8)	55 min

Rk	Team Name	NOC Code	Matches				Sets			Points		
			Pts	Tot	W	L	W	L	Ratio	W	L	Ratio
1	Stolfus/Loomis	USA	5	3	2	1	5	2	2.500	134	113	1.186
2	Gil/Acosta	PUR	5	3	2	1	5	3	1.667	149	142	1.049
3	Henrique/Hernandez	VEN	5	3	2	1	4	3	1.333	137	130	1.054
4	Bardales/Maldonado	ECU	3	3	0	3	0	6	0.000	93	128	0.727

Pool D

Date	Time	Match	Team 1	NOC Code	Team 2	NOC Code	Score	Duration
TUE 17 JUL	18:00	21	Kruger/Montgomery	CAN	Recabarren/Chamy	CHI	2-0 (21:15,21:14)	38 min
TUE 17 JUL	19:00	22	Ontiveros/Ontiveros	MEX	Bolanos/Gonzalez	GUA	2-0 (21:13,21:17)	40 min
WED 18 JUL	20:00	38	Kruger/Montgomery	CAN	Bolanos/Gonzalez	GUA	2-0 (21:13,21:4)	27 min
WED 18 JUL	22:00	40	Ontiveros/Ontiveros	MEX	Recabarren/Chamy	CHI	2-0 (21:11,21:11)	36 min
THU 19 JUL	18:00	49	Kruger/Montgomery	CAN	Ontiveros/Ontiveros	MEX	2-0 (21:18,22:20)	41 min
THU 19 JUL	19:00	50	Recabarren/Chamy	CHI	Bolanos/Gonzalez	GUA	2-0 (21:19,22:20)	44 min

Rk	Team Name	NOC Code	Matches				Sets			Points		
			Pts	Tot	W	L	W	L	Ratio	W	L	Ratio
1	Kruger/Montgomery	CAN	6	3	3	0	6	0	Max	127	84	1.512
2	Ontiveros/Ontiveros	MEX	5	3	2	1	4	2	2.000	122	95	1.284
3	Recabarren/Chamy	CHI	4	3	1	2	2	4	0.500	94	123	0.764
4	Bolanos/Gonzalez	GUA	3	3	0	3	0	6	0.000	86	127	0.677

Legend:

 DSQ Disqualified INJ Injury L Lost Rk Rank W Won
 q Qualified as best 3rd

B6 Team Ranking by Skill

Clasificación de los equipos por habilidad / Classificação das Equipes por Habilidade

As of 22 JUL 2007 at 14:39

Included Completed Matches of SUN 22 JUL 2007

SERVICE				
Rk	Team (NOC)	M	Attempts	Aces
1	Stolfus/Loomis (USA)	6	260	15
2	Ricardo/Emanuel (BRA)	6	244	10
3	Alvarez/Munder (CUB)	6	273	8
4	Dalmas/Zanotta (URU)	4	165	6
5	Kruger/Montgomery (CAN)	6	251	6
6	Henrique/Hernandez (VEN)	3	138	5
7	Gil/Acosta (PUR)	4	172	5
8	Perez/Suarez (ARG)	3	126	4
9	Recabarren/Chamy (CHI)	3	94	3
10	Guevara/Araya (CRC)	4	123	3
11	Ontiveros/Ontiveros (MEX)	4	154	3
12	Bardales/Maldonado (ECU)	3	97	2
13	Medrano/Vargas (ESA)	3	114	2
14	Bolanos/Gonzalez (GUA)	3	91	1
NR	Calderon/Castro (NCA)	3	75	0
NR	Cabrales/Naranjo (COL)	3	79	0

ATTACK			
Rk	Team (NOC)	M	Successes
1	Alvarez/Munder (CUB)	6	135
1	Stolfus/Loomis (USA)	6	135
3	Kruger/Montgomery (CAN)	6	125
4	Ricardo/Emanuel (BRA)	6	108
5	Gil/Acosta (PUR)	4	86
6	Henrique/Hernandez (VEN)	3	78
7	Ontiveros/Ontiveros (MEX)	4	77
8	Perez/Suarez (ARG)	3	59
9	Guevara/Araya (CRC)	4	57
9	Dalmas/Zanotta (URU)	4	57
11	Medrano/Vargas (ESA)	3	54
12	Calderon/Castro (NCA)	3	42
13	Bolanos/Gonzalez (GUA)	3	41
14	Recabarren/Chamy (CHI)	3	40
14	Bardales/Maldonado (ECU)	3	40
16	Cabrales/Naranjo (COL)	3	39

BLOCK			
Rk	Team (NOC)	M	Successes
1	Ricardo/Emanuel (BRA)	6	29
2	Kruger/Montgomery (CAN)	6	24
3	Alvarez/Munder (CUB)	6	22
4	Dalmas/Zanotta (URU)	4	18
5	Stolfus/Loomis (USA)	6	17
6	Gil/Acosta (PUR)	4	14
7	Perez/Suarez (ARG)	3	10
8	Ontiveros/Ontiveros (MEX)	4	10
9	Bardales/Maldonado (ECU)	3	7
9	Henrique/Hernandez (VEN)	3	7
11	Medrano/Vargas (ESA)	3	5
12	Guevara/Araya (CRC)	4	5
13	Calderon/Castro (NCA)	3	4
14	Recabarren/Chamy (CHI)	3	3
15	Cabrales/Naranjo (COL)	3	2
15	Bolanos/Gonzalez (GUA)	3	2

DIG			
Rk	Team (NOC)	M	Successes
1	Alvarez/Munder (CUB)	6	38
2	Ricardo/Emanuel (BRA)	6	33
3	Bolanos/Gonzalez (GUA)	3	26
4	Gil/Acosta (PUR)	4	20
5	Dalmas/Zanotta (URU)	4	19
6	Kruger/Montgomery (CAN)	6	19
6	Stolfus/Loomis (USA)	6	19
8	Henrique/Hernandez (VEN)	3	17
9	Perez/Suarez (ARG)	3	15
10	Ontiveros/Ontiveros (MEX)	4	14
11	Guevara/Araya (CRC)	4	13
12	Medrano/Vargas (ESA)	3	12
13	Recabarren/Chamy (CHI)	3	11
14	Calderon/Castro (NCA)	3	10
15	Cabrales/Naranjo (COL)	3	8
16	Bardales/Maldonado (ECU)	3	6

Legend:	M Match Played	NR No Rank	Rk Rank
----------------	-----------------------	-------------------	----------------

B5 Player Ranking by Skill

Clasificación de los jugadores por habilidad / Classificação dos Jogadores por Habilidade

As of 22 JUL 2007 at 14:39

Included Completed Matches of SUN 22 JUL 2007

SERVICE					
Rk	Team (NOC)	M	Attempts	Aces	FS
1	LOOMIS Ty (USA)	6	143	9	0
2	SANTOS Ricardo (BRA)	6	113	7	0
3	STOLFUS Hans (USA)	6	117	6	0
3	MUNDER Leonel (CUB)	6	135	6	0
5	HENRIQUE Jackson (VEN)	3	74	4	0
5	ZANOTTA Nicolas (URU)	4	84	4	0
5	KRUGER Jason (CAN)	6	125	4	0
8	PEREZ Fabio (ARG)	3	61	3	0
8	GUEVARA Jonathan (CRC)	4	62	3	0
8	ACOSTA de la ROSA Joaquin (PUR)	4	90	3	0
8	REGO Emanuel (BRA)	6	131	3	0
12	MALDONADO QUINTERO Daniel (ECU)	3	47	2	0
12	RECABARREN Mauricio (CHI)	3	50	2	0
12	ONTIVEROS GOMEZ Ulises (MEX)	4	76	2	0
12	DALMAS Fabio (URU)	4	81	2	0
12	GIL Joseph (PUR)	4	82	2	0
12	MONTGOMERY Wes (CAN)	6	126	2	0
12	ALVAREZ CUTINO Francisco (CUB)	6	138	2	0
19	GONZALEZ Jose Alfredo (GUA)	3	40	1	0
19	CHAMY Juan Carlos (CHI)	3	44	1	0
19	MEDRANO Jeovanny (ESA)	3	55	1	0
19	VARGAS David (ESA)	3	59	1	0
19	HERNANDEZ Igor (VEN)	3	64	1	0
19	SUAREZ Pablo Miguel (ARG)	3	65	1	0
19	ONTIVEROS GOMEZ Rodolfo L. (MEX)	4	78	1	0
NR	CALDERON Winston (NCA)	3	31	0	0
NR	NARANJO BARBOSA Diego Alberto (COL)	3	35	0	0
NR	CABRALES URIBE Rafael Enrique (COL)	3	44	0	0
NR	CASTRO REQUENE Francisco Ramon (NCA)	3	44	0	0
NR	BARDALES GARCIA Julio (ECU)	3	50	0	0
NR	BOLANOS Jorge (GUA)	3	51	0	0
NR	ARAYA Marcelo (CRC)	4	61	0	0

ATTACK			
Rk	Team (NOC)	M	Successes
1	MUNDER Leonel (CUB)	6	94
2	LOOMIS Ty (USA)	6	76
3	KRUGER Jason (CAN)	6	67
4	REGO Emanuel (BRA)	6	66
5	STOLFUS Hans (USA)	6	59
6	MONTGOMERY Wes (CAN)	6	58
7	ONTIVEROS GOMEZ Rodolfo L. (MEX)	4	52
8	HENRIQUE Jackson (VEN)	3	50
9	GIL Joseph (PUR)	4	45
10	SANTOS Ricardo (BRA)	6	42
11	ACOSTA de la ROSA Joaquin (PUR)	4	41
11	ALVAREZ CUTINO Francisco (CUB)	6	41
13	SUAREZ Pablo Miguel (ARG)	3	39
14	BOLANOS Jorge (GUA)	3	32
15	VARGAS David (ESA)	3	30
15	ZANOTTA Nicolas (URU)	4	30
17	ARAYA Marcelo (CRC)	4	29
18	HERNANDEZ Igor (VEN)	3	28
18	GUEVARA Jonathan (CRC)	4	28
20	DALMAS Fabio (URU)	4	27
21	BARDALES GARCIA Julio (ECU)	3	25
21	ONTIVEROS GOMEZ Ulises (MEX)	4	25
23	MEDRANO Jeovanny (ESA)	3	24
24	CHAMY Juan Carlos (CHI)	3	22
24	CABRALES URIBE Rafael Enrique (COL)	3	22
24	CALDERON Winston (NCA)	3	22
27	PEREZ Fabio (ARG)	3	20
27	CASTRO REQUENE Francisco Ramon (NCA)	3	20
29	RECABARREN Mauricio (CHI)	3	18
30	NARANJO BARBOSA Diego Alberto (COL)	3	17
31	MALDONADO QUINTERO Daniel (ECU)	3	15
32	GONZALEZ Jose Alfredo (GUA)	3	9

B5 Player Ranking by Skill

Clasificación de los jugadores por habilidad / Classificação dos Jogadores por Habilidade

BLOCK			
Rk	Team (NOC)	M	Successes
1	MONTGOMERY Wes (CAN)	6	23
2	SANTOS Ricardo (BRA)	6	21
2	MUNDER Leonel (CUB)	6	21
4	GIL Joseph (PUR)	4	14
4	ZANOTTA Nicolas (URU)	4	14
6	PEREZ Fabio (ARG)	3	10
7	ONTIVEROS GOMEZ Ulises (MEX)	4	9
7	LOOMIS Ty (USA)	6	9
9	REGO Emanuel (BRA)	6	8
9	STOLFUS Hans (USA)	6	8
11	HERNANDEZ Igor (VEN)	3	7
12	BARDALES GARCIA Julio (ECU)	3	6
13	VARGAS David (ESA)	3	4
13	GUEVARA Jonathan (CRC)	4	4
13	DALMAS Fabio (URU)	4	4
16	CHAMY Juan Carlos (CHI)	3	3
16	CALDERON Winston (NCA)	3	3
18	NARANJO BARBOSA Diego Alberto (COL)	3	2
18	GONZALEZ Jose Alfredo (GUA)	3	2
20	MALDONADO QUINTERO Daniel (ECU)	3	1
20	MEDRANO Jeovanny (ESA)	3	1
20	CASTRO REQUENE Francisco Ramon (NCA)	3	1
20	ARAYA Marcelo (CRC)	4	1
20	ONTIVEROS GOMEZ Rodolfo L. (MEX)	4	1
20	KRUGER Jason (CAN)	6	1
20	ALVAREZ CUTINO Francisco (CUB)	6	1
NR	SUAREZ Pablo Miguel (ARG)	3	0
NR	RECABARREN Mauricio (CHI)	3	0
NR	CABRALES URIBE Rafael Enrique (COL)	3	0
NR	BOLANOS Jorge (GUA)	3	0
NR	HENRIQUE Jackson (VEN)	3	0
NR	ACOSTA de la ROSA Joaquin (PUR)	4	0

DIG			
Rk	Team (NOC)	M	Successes
1	ALVAREZ CUTINO Francisco (CUB)	6	33
2	ACOSTA de la ROSA Joaquin (PUR)	4	18
2	REGO Emanuel (BRA)	6	18
4	SANTOS Ricardo (BRA)	6	15
5	GONZALEZ Jose Alfredo (GUA)	3	14
5	KRUGER Jason (CAN)	6	14
7	BOLANOS Jorge (GUA)	3	12
7	ZANOTTA Nicolas (URU)	4	12
9	ONTIVEROS GOMEZ Rodolfo L. (MEX)	4	11
9	STOLFUS Hans (USA)	6	11
11	SUAREZ Pablo Miguel (ARG)	3	10
11	HENRIQUE Jackson (VEN)	3	10
13	ARAYA Marcelo (CRC)	4	9
14	RECABARREN Mauricio (CHI)	3	8
14	MEDRANO Jeovanny (ESA)	3	8
14	CASTRO REQUENE Francisco Ramon (NCA)	3	8
14	LOOMIS Ty (USA)	6	8
18	HERNANDEZ Igor (VEN)	3	7
18	DALMAS Fabio (URU)	4	7
20	PEREZ Fabio (ARG)	3	5
20	CABRALES URIBE Rafael Enrique (COL)	3	5
20	MALDONADO QUINTERO Daniel (ECU)	3	5
20	MONTGOMERY Wes (CAN)	6	5
20	MUNDER Leonel (CUB)	6	5
25	VARGAS David (ESA)	3	4
25	GUEVARA Jonathan (CRC)	4	4
27	CHAMY Juan Carlos (CHI)	3	3
27	NARANJO BARBOSA Diego Alberto (COL)	3	3
27	ONTIVEROS GOMEZ Ulises (MEX)	4	3
30	CALDERON Winston (NCA)	3	2
30	GIL Joseph (PUR)	4	2
32	BARDALES GARCIA Julio (ECU)	3	1

Legend:	FS Fastest Serve (km/h)	M Match Played	NR No Rank	Rk Rank
----------------	--------------------------------	-----------------------	-------------------	----------------



Official Communication

Item: 1

MISMATCH OF SHIRT NUMBERS FOR PUERTO RICO
BEACH VOLLEYBALL WOMEN COMPETITION

INFORMATION

WE WOULD LIKE TO INFORM YOU ALL THAT WE NOTICED THAT NUMBERS ON THE PUERTO RICO ATHLETES' SHIRTS ARE MISMATCHED.

THE CORRECT IS:

- 1. ANIA RUIZ NEGRON
- 2. YAMILESKA YANTIN

COMPETITION MANAGEMENT

COMUNICADO

INFORMAMOS A TODOS QUE CONSTATAMOS UMA INVERSAO DE NUMERACAO DAS CAMISETAS DAS ATLETAS DE PORTO RICO:

O CORRETO E:

- 1. ANIA RUIZ NEGRON
- 2. YAMILESKA YANTIN

GERENCIA DE COMPETICAO

Issued by: MARCELO WANGLER - COMPETITION MANAGEMENT This decision affects:
 Time: 17:21
 Date: 18 JUL 2007

RESULTS	<input type="checkbox"/>
SCHEDULE	<input type="checkbox"/>
OTHER	<input checked="" type="checkbox"/>

Note:



Official Communication

Item: 1

MISMATCH OF SHIRT NUMBERS FOR PUERTO RICO
BEACH VOLLEYBALL WOMEN COMPETITION

INFORMATION

WE WOULD LIKE TO INFORM YOU ALL THAT WE NOTICED THAT NUMBERS ON THE PUERTO RICO ATHLETES' SHIRTS ARE MISMATCHED.

THE CORRECT IS:

- 1. ANIA RUIZ NEGRON
2. YAMILESKA YANTIN

COMPETITION MANAGEMENT

COMUNICADO

INFORMAMOS A TODOS QUE CONSTATAMOS UMA INVERSAO DE NUMERACAO DAS CAMISETAS DAS ATLETAS DE PORTO RICO:

O CORRETO E:

- 1. ANIA RUIZ NEGRON
2. YAMILESKA YANTIN

GERENCIA DE COMPETICAO

INFORMACION

INFORMAMOS A TODOS QUE CONSTACTAMOS UNA INVERSION DE NUMERACION DE LAS CAMISETAS DE LAS JUGADORAS DE PUERTO RICO.

EL CORRECTO ES:

- 1. ANIA RUIZ NEGRON
2. YAMILESKA YANTIN

GERENCIA DE LA COMPETICION

Issued by: MARCELO WANGLER - COMPETITION MANAGEMENT This decision affects:
Time: 17:21
Date: 18 JUL 2007

Table with 3 rows: RESULTS, SCHEDULE, OTHER and 1 column with checkboxes. 'OTHER' is checked.

Note:



Official Communication

Item: 1

MISMATCH OF SHIRT NUMBERS FOR PUERTO RICO
BEACH VOLLEYBALL WOMEN COMPETITION

INFORMATION

WE WOULD LIKE TO INFORM YOU ALL THAT WE NOTICED THAT NUMBERS ON THE PUERTO RICO ATHLETES' SHIRTS ARE MISMATCHED.

THE CORRECT IS:

- 1. ANIA RUIZ NEGRON
2. YAMILESKA YANTIN

COMPETITION MANAGEMENT

COMUNICADO

INFORMAMOS A TODOS QUE CONSTATAMOS UMA INVERSAO DE NUMERACAO DAS CAMISETAS DAS ATLETAS DE PORTO RICO:

O CORRETO E:

- 1. ANIA RUIZ NEGRON
2. YAMILESKA YANTIN

GERENCIA DE COMPETICAO

INFORMACION

INFORMAMOS A TODOS QUE CONSTACTAMOS UNA INVERSION DE NUMERACION DE LAS CAMISETAS DE LAS JUGADORAS DE PUERTO RICO.

EL CORRECTO ES:

- 1. ANIA RUIZ NEGRON
2. YAMILESKA YANTIN

GERENCIA DE LA COMPETICION

Issued by: MARCELO WANGLER - COMPETITION MANAGEMENT This decision affects:
Time: 17:21
Date: 18 JUL 2007

Table with 2 columns: Category (RESULTS, SCHEDULE, OTHER) and Status (checkboxes). OTHER is checked.

Note:

Boxe
Boxeo
Boxing





BOXING

Official Communication

Item: 1

**Result Change
Jury Decision Bout 22**

According the AIBA rule XVII, 5 the AIBA changed the result of the Bout declaring the brasilien boxer David Souza to the winner!

Issued by:
Time: 16:00
Date: 207.23.0

This decision affects:

RESULTS
SCHEDULE
OTHER

X

Note:



BOXING

Official Communication

Item: 1

**Result Change
Jury Decision Bout 22**

According the AIBA rule XVII, 5 the AIBA changed the result of the Bout declaring the brasilien boxer David Souza to the winner!

Issued by:
Time: 16:00
Date: 207.23.0

This decision affects:

RESULTS
SCHEDULE
OTHER

X

Note:



BOXING

Official Communication

Item: 1

**Result Change
Jury Decision Bout 22**

According the AIBA rule XVII, 5 the AIBA changed the result of the Bout declaring the brasilien boxer David Souza to the winner!

Issued by:
Time: 16:00
Date: 207.23.0

This decision affects:

RESULTS
SCHEDULE
OTHER

X

Note:



BOXING

Official Communication

Item: 1

**Result Change
Jury Decision Bout 22**

According the AIBA rule XVII, 5 the AIBA changed the result of the Bout declaring the brasilian boxer David Souza to the winner!

Issued by: AIBA
Time: 22:00
Date: 23 JUL 2007

This decision affects:

RESULTS
SCHEDULE
OTHER

X
X

Note:



BOXING

Official Communication

Item: 1

**Result Change
Jury Decision Bout 22**

According the AIBA rule XVII, 5 the AIBA changed the result of the Bout declaring the brasilian boxer David Souza to the winner!

Issued by: AIBA
Time: 22:00
Date: 23 JUL 2007

This decision affects:

RESULTS
SCHEDULE
OTHER

X
X

Note:



Draw Sheet

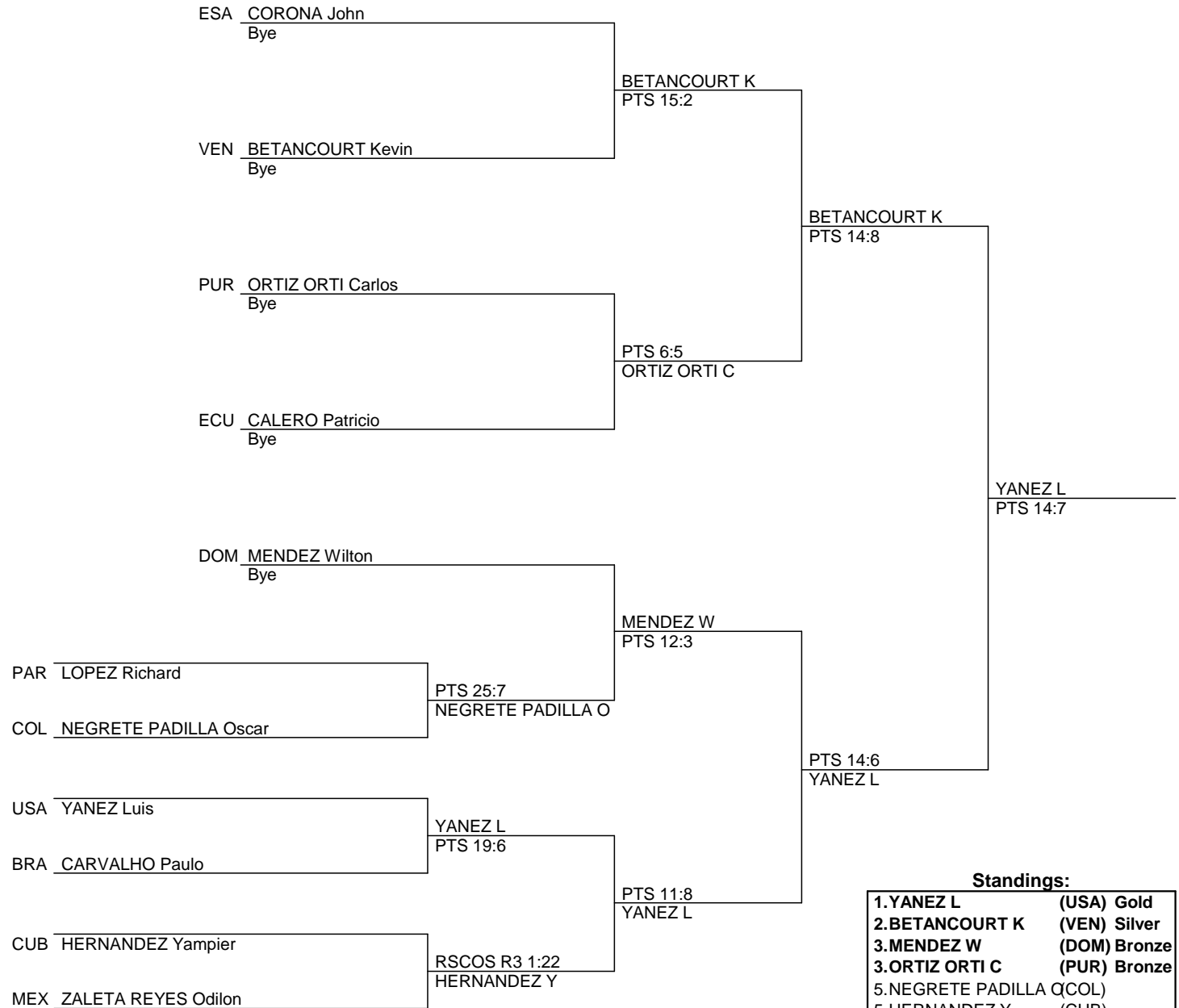
Hoja de Sorteo / Planilha do Sorteio

As of 27 JUL 2007

Number of boxers: 11

Final

Preliminaries	Quarterfinals	Semifinals	Final
---------------	---------------	------------	-------



Standings:

1. YANEZ L	(USA)	Gold
2. BETANCOURT K	(VEN)	Silver
3. MENDEZ W	(DOM)	Bronze
3. ORTIZ ORTI C	(PUR)	Bronze
5. NEGRETE PADILLA O	(COL)	
5. HERNANDEZ Y	(CUB)	
5. CALERO P	(ECU)	
5. CORONA J	(ESA)	

Legend:

BDSQ Both Disqualified	DSQ Disqualified	JURY Result determined by Jury votes	KO Knockout
NC No Contest	PTS Points	R Round	RET Retired
RSC Referee Stop Contest	RSCI Referee Stop Contest - Injured	RSCOS Referee Stop Contest Outscored	
WO Walkover	RSCH Referee Stop Contest - Head blow		

Note: 5th places are sorted by NOC.



Boxing
Boxeo / Boxe

Light Fly 48 kg
Mosca Liger 48 kg / Mosca Liger 48 kg

Entry List by Weight Category

Lista de Inscripciones por Categoría de Peso / Lista de Inscrições por Categoria de Peso

As of 20 JUL 2007

NOC Code	Name	Date of Birth	Height m / ft in	Qualified
BRA	CARVALHO Paulo		1.65/5'5"	
COL	NEGRETE PADILLA Oscar			
CUB	HERNANDEZ Yampier			
DOM	MENDEZ Wilton			
ECU	CALERO Patricio		1.60/5'3"	
ESA	CORONA John		1.62/5'4"	
MEX	ZALET A REYES Odilon			
PAR	LOPEZ Richard			
PUR	ORTIZ ORTI Carlos		1.68/5'6"	
USA	YANEZ Luis			
VEN	BETANCOURT Kevin		1.58/5'2"	

Note:

Data about the actual weight will be available for the "+91 kg" category only, one hour after the official weigh-in
All changes are available in INFO



Draw Sheet

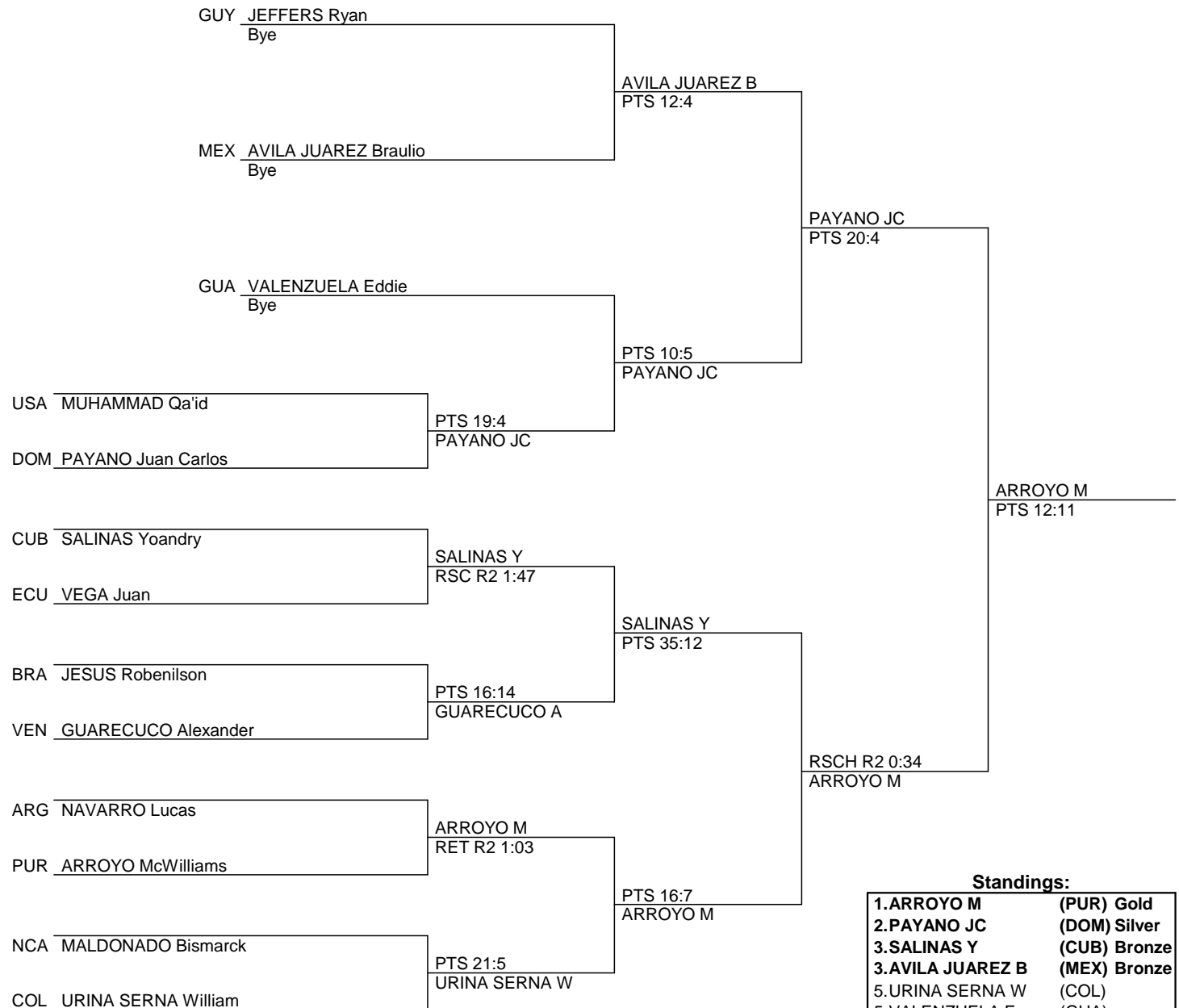
Hoja de Sorteo / Planilha do Sorteio

As of 28 JUL 2007

Number of boxers: 13

Final

Preliminaries	Quarterfinals	Semifinals	Final
---------------	---------------	------------	-------



Standings:

1. ARROYO M	(PUR) Gold
2. PAYANO JC	(DOM) Silver
3. SALINAS Y	(CUB) Bronze
3. AVILA JUAREZ B	(MEX) Bronze
5. URINA SERNA W	(COL)
5. VALENZUELA E	(GUA)
5. JEFFERS R	(GUY)
5. GUARECUCO A	(VEN)

Legend:	
BDSQ Both Disqualified	DSQ Disqualified
NC No Contest	PTS Points
RSC Referee Stop Contest	RSCI Referee Stop Contest - Injured
WO Walkover	RSCH Referee Stop Contest - Head blow
JURY Result determined by Jury votes	KO Knockout
R Round	RET Retired
RSCOS Referee Stop Contest Outscored	

Note: 5th places are sorted by NOC.



Boxing
Boxeo / Boxe

Fly 51 kg
Mosca 51 kg / Mosca 51 kg

Entry List by Weight Category

Lista de Inscripciones por Categoría de Peso / Lista de Inscrições por Categoria de Peso

As of 20 JUL 2007

NOC Code	Name	Date of Birth	Height m / ft in	Qualified
ARG	NAVARRO Lucas		1.60/5'3"	
BRA	JESUS Robenilson		1.66/5'5"	
COL	URINA SERNA William			
CUB	SALINAS Yoandry			
DOM	PAYANO Juan Carlos			
ECU	VEGA Juan		1.62/5'4"	
GUA	VALENZUELA Eddie			
GUY	JEFFERS Ryan		1.71/5'7"	
MEX	AVILA JUAREZ Braulio			
NCA	MALDONADO Bismarck		1.60/5'3"	
PUR	ARROYO McWilliams		1.63/5'4"	
USA	MUHAMMAD Qa'id			
VEN	GUARECUCO Alexander		1.64/5'5"	

Note:

Data about the actual weight will be available for the "+91 kg" category only, one hour after the official weigh-in
All changes are available in INFO



Draw Sheet

Hoja de Sorteo / Planilha do Sorteio

As of 27 JUL 2007

Number of boxers: 12

Final

Preliminaries	Quarterfinals	Semifinals	Final
---------------	---------------	------------	-------

USA <u>MARROQUIN Roberto</u> Bye		MARRERO C PTS 14:11	
DOM <u>MARRERO Claudio</u> Bye			MARRERO C PTS 16:4
GUY <u>ATWELL Clive</u> Bye		PTS 17:12 ATWELL C	
TRI <u>DENOON Klevon</u> Bye			CUADRAS QUIROA C PTS 15:11
BRA <u>PEREIRA James Dean</u>	PEREIRA JD PTS 15:6		
CAN <u>SHIBA Isha</u>		PEREIRA JD PTS 14:9	
ARG <u>MARQUEZ Maximiliano</u>	PTS 9:3 PANTALEON J		
GUA <u>PANTALEON Jose</u>			PTS 20:15 CUADRAS QUIROA C
MEX <u>CUADRAS QUIROA Carlos</u>	CUADRAS QUIROA C PTS 13:7		
COL <u>ROJAS KIONZ Ramiro</u>		WO CUADRAS QUIROA C	
CUB <u>RIGONDEAUX Guillermo</u>	PTS 12:4 RIGONDEAUX G		
PUR <u>MARRERO COLO Miguel</u>			

Standings:

1. CUADRAS QUIROA C (MEX)	Gold
2. MARRERO C (DOM)	Silver
3. PEREIRA JD (BRA)	Bronze
3. ATWELL C (GUY)	Bronze
5. RIGONDEAUX G (CUB)	
5. PANTALEON J (GUA)	
5. DENOON K (TRI)	
5. MARROQUIN R (USA)	

Legend:

BDSQ Both Disqualified	DSQ Disqualified	JURY Result determined by Jury votes	KO Knockout
NC No Contest	PTS Points	R Round	RET Retired
RSC Referee Stop Contest	RSCI Referee Stop Contest - Injured	RSCOS Referee Stop Contest Outscored	
WO Walkover	RSCH Referee Stop Contest - Head blow		

Note: 5th places are sorted by NOC.



Boxing
Boxeo / Boxe

Bantam 54 kg
Gallo 54 kg / Galo 54 kg

Entry List by Weight Category

Lista de Inscripciones por Categoría de Peso / Lista de Inscrições por Categoria de Peso

As of 20 JUL 2007

NOC Code	Name	Date of Birth	Height m / ft in	Qualified
ARG	MARQUEZ Maximiliano		1.60 / 5'3"	
BRA	PEREIRA James Dean		1.66 / 5'5"	
CAN	SHIBA Isho			
COL	ROJAS KIONZ Ramiro			
CUB	RIGONDEAUX Guillermo			
DOM	MARRERO Claudio			
GUA	PANTALEON Jose			
GUY	ATWELL Clive		1.70 / 5'7"	
MEX	CUADRAS QUIROA Carlos			
PUR	MARRERO COLO Miguel		1.73 / 5'8"	
TRI	DENOON Klevon			
USA	MARROQUIN Roberto			

Note:

Data about the actual weight will be available for the "+91 kg" category only, one hour after the official weigh-in
All changes are available in INFO



Draw Sheet

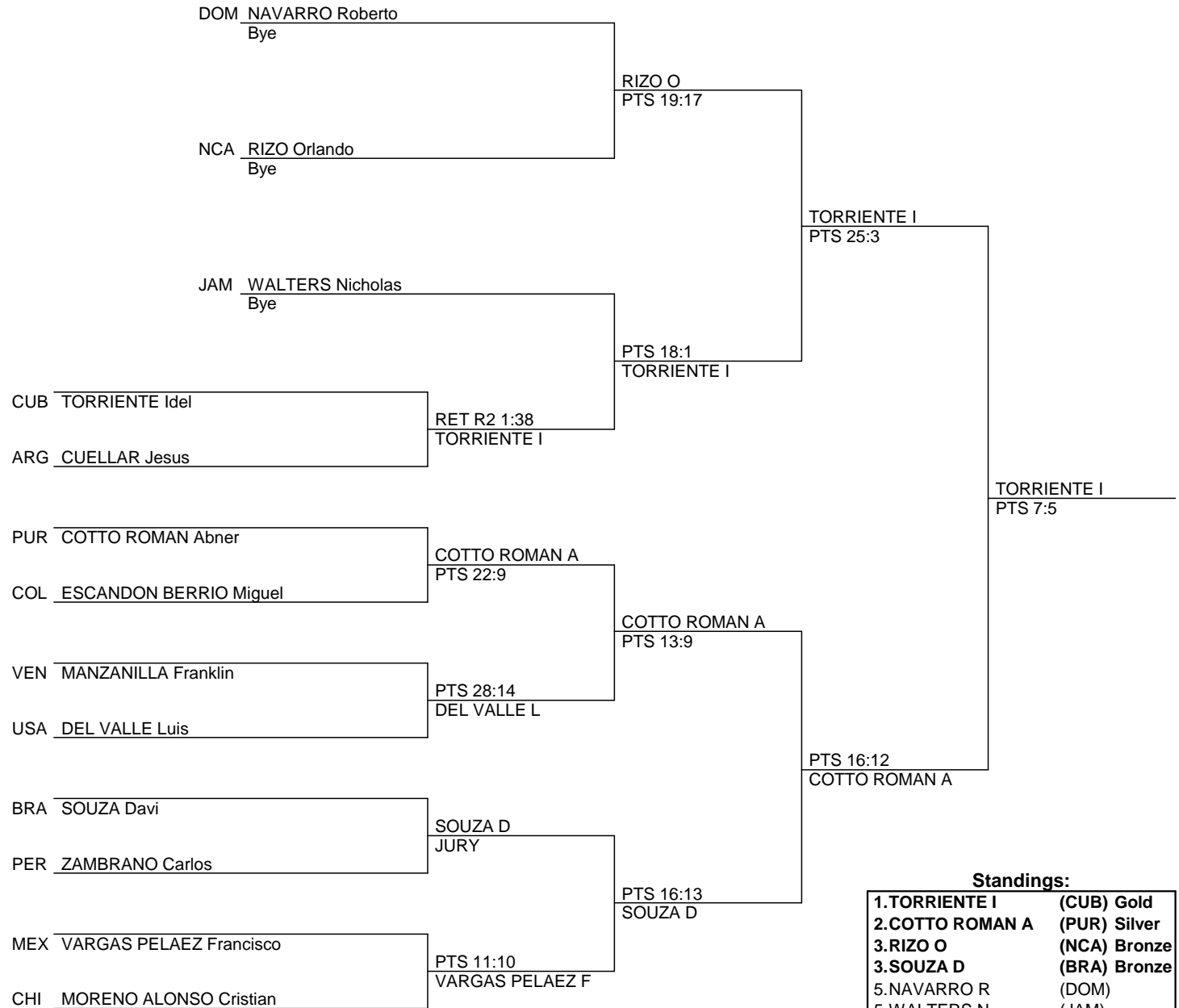
Hoja de Sorteo / Planilha do Sorteio

As of 28 JUL 2007

Number of boxers: 13

Final

Preliminaries	Quarterfinals	Semifinals	Final
---------------	---------------	------------	-------



Standings:

1. TORRIENTE I	(CUB) Gold
2. COTTO ROMAN A	(PUR) Silver
3. RIZO O	(NCA) Bronze
3. SOUZA D	(BRA) Bronze
5. NAVARRO R	(DOM)
5. WALTERS N	(JAM)
5. VARGAS PELAEZ F	(MEX)
5. DEL VALLE L	(USA)

Legend:	
BDSQ Both Disqualified	DSQ Disqualified
NC No Contest	PTS Points
RSC Referee Stop Contest	RSCI Referee Stop Contest - Injured
WO Walkover	RSCH Referee Stop Contest - Head blow
JURY Result determined by Jury votes	KO Knockout
R Round	RET Retired
RSCOS Referee Stop Contest Outscored	

Note: 5th places are sorted by NOC.



Boxing
Boxeo / Boxe

Feather 57 kg
Pluma 57 kg / Pena 57 kg

Entry List by Weight Category

Lista de Inscripciones por Categoría de Peso / Lista de Inscrições por Categoria de Peso

As of 20 JUL 2007

NOC Code	Name	Date of Birth	Height m / ft in	Qualified
ARG	CUELLAR Jesus		1.64 / 5'5"	
BRA	SOUZA Davi		1.71 / 5'7"	
CHI	MORENO ALONSO Cristian			
COL	ESCANDON BERRIO Miguel			
CUB	TORRIENTE Idel			
DOM	NAVARRO Roberto			
JAM	WALTERS Nicholas		1.67 / 5'6"	
MEX	VARGAS PELAEZ Francisco			
NCA	RIZO Orlando		1.69 / 5'7"	
PER	ZAMBRANO Carlos			
PUR	COTTO ROMAN Abner		1.75 / 5'9"	
USA	DEL VALLE Luis			
VEN	MANZANILLA Franklin		1.73 / 5'8"	

Note:

Data about the actual weight will be available for the "+91 kg" category only, one hour after the official weigh-in
All changes are available in INFO



Draw Sheet

Hoja de Sorteo / Planilha do Sorteio

As of 27 JUL 2007

Number of boxers: 12

Final

Preliminaries	Quarterfinals	Semifinals	Final
---------------	---------------	------------	-------

MEX LOPEZ ROSAS Noe Bye		RUEDA L PTS 14:3	
ARG RUEDA Luis Bye			UGAS Y PTS 20:7
COL PEREZ BALLESTA Darleys Bye		PTS 8:4 UGAS Y	
CUB UGAS Yordenis Bye			UGAS Y PTS 21:8
PUR PEDRAZA GONZALES Jose	PEDRAZA GONZAL. PTS 26:7		
GUA VIRULA LOPEZ Jose		PEDRAZA GONZAL. PTS 15:6	
VEN BOLIVAR Lisandro	PTS 5:3 BOLIVAR L		
GRN LEWIS Jewel		PTS 7:2 LOPES E	
CAN KAMAL Ibrahim	KAMAL I RSC R1 1:57		
BOL MAMANI Franz		PTS 10:3 LOPES E	
DOM BATISTA Jonathan	PTS 11:10 LOPES E		
BRA LOPES Everton			

Standings:

1.UGAS Y	(CUB) Gold
2.LOPES E	(BRA) Silver
3.RUEDA L	(ARG) Bronze
3.PEDRAZA GONZAL.	(PUR) Bronze
5.KAMAL I	(CAN)
5.PEREZ BALLESTA D	(COL)
5.LOPEZ ROSAS N	(MEX)
5.BOLIVAR L	(VEN)

Legend:

BDSQ Both Disqualified	DSQ Disqualified	JURY Result determined by Jury votes	KO Knockout
NC No Contest	PTS Points	R Round	RET Retired
RSC Referee Stop Contest	RSCI Referee Stop Contest - Injured	RSCOS Referee Stop Contest Outscored	
WO Walkover	RSCH Referee Stop Contest - Head blow		

Note: 5th places are sorted by NOC.



Boxing
Boxeo / Boxe

Light 60 kg
Ligero 60 kg / Leve 60 kg

Entry List by Weight Category

Lista de Inscripciones por Categoría de Peso / Lista de Inscrições por Categoria de Peso

As of 20 JUL 2007

NOC Code	Name	Date of Birth	Height m / ft in	Qualified
ARG	RUEDA Luis		1.72/5'8"	
BOL	MAMANI Franz			
BRA	LOPES Everton		1.69/5'7"	
CAN	KAMAL Ibrahim			
COL	PEREZ BALLESTA Darleys			
CUB	UGAS Yordenis			
DOM	BATISTA Jonathan			
GRN	LEWIS Jewel			
GUA	VIRULA LOPEZ Jose			
MEX	LOPEZ ROSAS Noe			
PUR	PEDRAZA GONZALES Jose		1.75/5'9"	
VEN	BOLIVAR Lisandro		1.68/5'6"	

Note:

Data about the actual weight will be available for the "+91 kg" category only, one hour after the official weigh-in
All changes are available in INFO



Draw Sheet

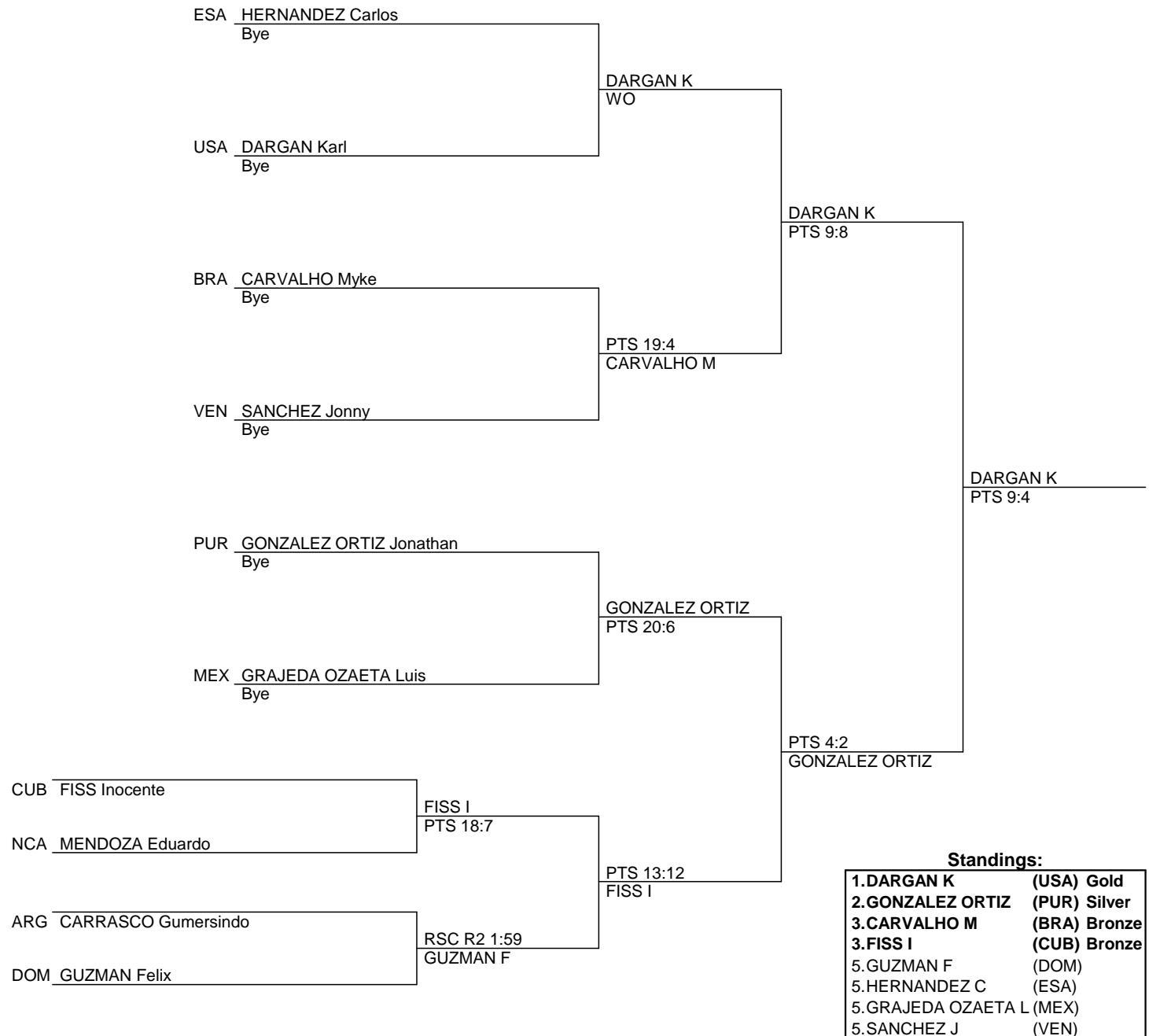
Hoja de Sorteo / Planilha do Sorteio

As of 28 JUL 2007

Number of boxers: 10

Final

Preliminaries	Quarterfinals	Semifinals	Final
---------------	---------------	------------	-------



Standings:

1.	DARGAN K	(USA)	Gold
2.	GONZALEZ ORTIZ	(PUR)	Silver
3.	CARVALHO M	(BRA)	Bronze
3.	FISS I	(CUB)	Bronze
5.	GUZMAN F	(DOM)	
5.	HERNANDEZ C	(ESA)	
5.	GRAJEDA OZAETA L	(MEX)	
5.	SANCHEZ J	(VEN)	

Legend:

BDSQ	Both Disqualified	DSQ	Disqualified	JURY	Result determined by Jury votes	KO	Knockout
NC	No Contest	PTS	Points	R	Round	RET	Retired
RSC	Referee Stop Contest	RSCI	Referee Stop Contest - Injured	RSCOS	Referee Stop Contest Outscored		
WO	Walkover	RSCH	Referee Stop Contest - Head blow				

Note: 5th places are sorted by NOC.



Boxing
Boxeo / Boxe

Light Welter 64 kg
Welter Ligeiro 64 kg / Meio Médio Ligeiro 64 kg

Entry List by Weight Category

Lista de Inscripciones por Categoría de Peso / Lista de Inscrições por Categoria de Peso

As of 20 JUL 2007

NOC Code	Name	Date of Birth	Height m / ft in	Qualified
ARG	CARRASCO Gumersindo		1.75/5'9"	
BRA	CARVALHO Myke		1.82/6'0"	
CUB	FISS Inocente			
DOM	GUZMAN Felix			
ESA	HERNANDEZ Carlos		1.73/5'8"	
MEX	GRAJEDA OZAETA Luis			
NCA	MENDOZA Eduardo		1.73/5'8"	
PUR	GONZALEZ ORTIZ Jonathan		1.80/5'11"	
USA	DARGAN Karl			
VEN	SANCHEZ Jonny		1.78/5'10"	

Note:

Data about the actual weight will be available for the "+91 kg" category only, one hour after the official weigh-in
All changes are available in INFO



Draw Sheet

Hoja de Sorteo / Planilha do Sorteio

As of 27 JUL 2007

Number of boxers: 9

Final

Preliminaries	Quarterfinals	Semifinals	Final
---------------	---------------	------------	-------

JAM SMITH Ricardo Bye		SMITH R WO	
CUB LARA Erislandy Bye			LIMA P PTS 12:4
BRA LIMA Pedro Bye		PTS 13:3 LIMA P	
ECU CORTEZ Jaime Bye			LIMA P PTS 7:6
ARG CHAVES Diego Bye		CHAVES D PTS 9:6	
BAH JOHNSON Tureano Bye			PTS 22:0 ANDRADE D
VEN PRADA PASEDO Jean Bye		RSCOS R3 1:04 ANDRADE D	
USA ANDRADE Demetrius		PTS 23:5 ANDRADE D	
ISV JACKSON John			

Standings:

1. LIMA P	(BRA) Gold
2. ANDRADE D	(USA) Silver
3. SMITH R	(JAM) Bronze
3. CHAVES D	(ARG) Bronze
5. JOHNSON T	(BAH)
5. LARA E	(CUB)
5. CORTEZ J	(ECU)
5. PRADA PASEDO J	(VEN)

Legend:

BDSQ	Both Disqualified	DSQ	Disqualified	JURY	Result determined by Jury votes	KO	Knockout
NC	No Contest	PTS	Points	R	Round	RET	Retired
RSC	Referee Stop Contest	RSCI	Referee Stop Contest - Injured	RSCOS	Referee Stop Contest Outscored		
WO	Walkover	RSCH	Referee Stop Contest - Head blow				

Note: 5th places are sorted by NOC.



Boxing
Boxeo / Boxe

Welter 69 kg
Welter 69 kg / Meio Médio 69 kg

Entry List by Weight Category

Lista de Inscripciones por Categoría de Peso / Lista de Inscrições por Categoria de Peso

As of 20 JUL 2007

NOC Code	Name	Date of Birth	Height m / ft in	Qualified
ARG	CHAVES Diego		1.74/5'9"	
BAH	JOHNSON Tureano		1.75/5'9"	
BRA	LIMA Pedro		1.75/5'9"	
CUB	LARA Erislandy			
ECU	CORTEZ Jaime		1.80/5'11"	
ISV	JACKSON John		1.82/6'0"	
JAM	SMITH Ricardo		1.82/6'0"	
USA	ANDRADE Demetrius			
VEN	PRADA PASEDO Jean		1.77/5'10"	

Note:

Data about the actual weight will be available for the "+91 kg" category only, one hour after the official weigh-in
All changes are available in INFO



Draw Sheet

Hoja de Sorteio / Planilha do Sorteio

As of 28 JUL 2007

Number of boxers: 11

Final

Preliminaries	Quarterfinals	Semifinals	Final
---------------	---------------	------------	-------

DOM NUÑEZ Argenis Bye		NUÑEZ A PTS 15:6	
HAI CAMPFORT Wilky Bye			NUÑEZ A PTS 19:14
ISV JOSEPH Clarence Bye		PTS 13:12 ABREU G	
BRA ABREU Glaucelio Bye			CORREA E PTS 22:5
ECU GANGORA Carlos Bye		GANGORA C PTS 20:6	
VEN BLANCO PARRA Alfonso	PTS 8:5 BLANCO PARRA A		
TRI FERMIN Andrew			PTS 21:13 CORREA E
MEX PERIBAN Marco	PERIBAN M PTS 12:7		
ARG MADERNA Ezequiel		PTS 34:10 CORREA E	
CUB CORREA Emilio	KO R2 1:40 CORREA E		
USA PORTER Shawn			

Standings:

1.CORREA E	(CUB) Gold
2.NUÑEZ A	(DOM) Silver
3.GANGORA C	(ECU) Bronze
3.ABREU G	(BRA) Bronze
5.CAMPFORT W	(HAI)
5.JOSEPH C	(ISV)
5.PERIBAN M	(MEX)
5.BLANCO PARRA A	(VEN)

Legend:

BDSQ Both Disqualified	DSQ Disqualified	JURY Result determined by Jury votes	KO Knockout
NC No Contest	PTS Points	R Round	RET Retired
RSC Referee Stop Contest	RSCI Referee Stop Contest - Injured	RSCOS Referee Stop Contest Outscored	
WO Walkover	RSCH Referee Stop Contest - Head blow		

Note: 5th places are sorted by NOC.



Boxing
Boxeo / Boxe

Middle 75 kg
Medio 75 kg / Medio 75 kg

Entry List by Weight Category

Lista de Inscripciones por Categoría de Peso / Lista de Inscrições por Categoria de Peso

As of 20 JUL 2007

NOC Code	Name	Date of Birth	Height m / ft in	Qualified
ARG	MADERNA Ezequiel		1.85/6'1"	
BRA	ABREU Glaucelio		1.85/6'1"	
CUB	CORREA Emilio			
DOM	NUÑEZ Argenis			
ECU	GANGORA Carlos		1.82/6'0"	
HAI	CAMPFORT Wilky			
ISV	JOSEPH Clarence		1.72/5'8"	
MEX	PERIBAN Marco			
TRI	FERMIN Andrew		1.80/5'11"	
USA	PORTER Shawn			
VEN	BLANCO PARRA Alfonso		1.80/5'11"	

Note:

Data about the actual weight will be available for the "+91 kg" category only, one hour after the official weigh-in
All changes are available in INFO



Draw Sheet

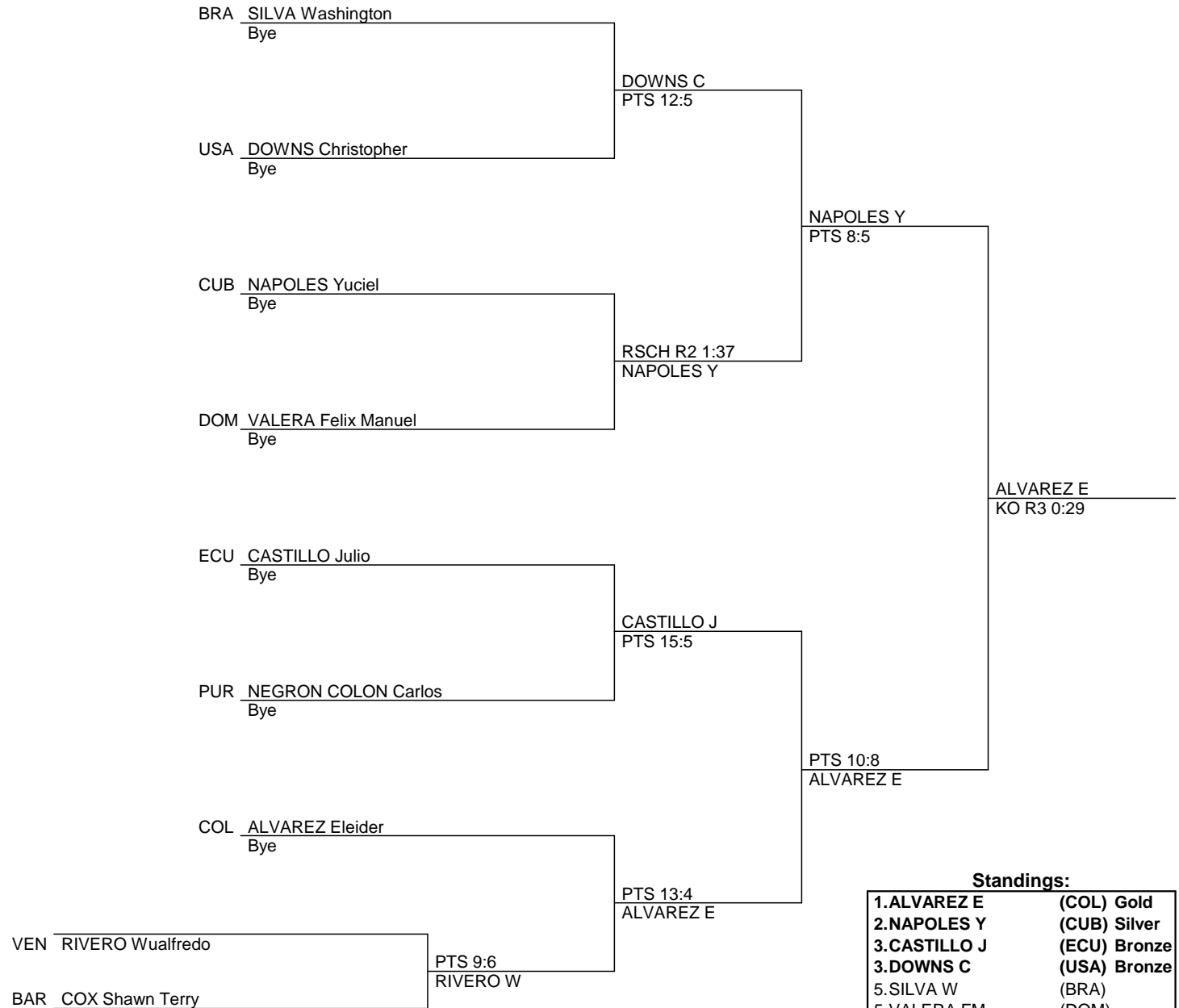
Hoja de Sorteo / Planilha do Sorteio

As of 27 JUL 2007

Number of boxers: 9

Final

Preliminaries	Quarterfinals	Semifinals	Final
---------------	---------------	------------	-------



Legend:			
BDSQ	Both Disqualified	DSQ	Disqualified
NC	No Contest	PTS	Points
RSC	Referee Stop Contest	RSCI	Referee Stop Contest - Injured
WO	Walkover	RSCH	Referee Stop Contest - Head blow
JURY	Result determined by Jury votes	KO	Knockout
R	Round	RET	Retired
RSCOS	Referee Stop Contest Outscored		

Note: 5th places are sorted by NOC.



Boxing
Boxeo / Boxe

Light Heavy 81 kg
Semipesado 81 kg / Meio Pesado 81 kg

Entry List by Weight Category

Lista de Inscripciones por Categoría de Peso / Lista de Inscrições por Categoria de Peso

As of 20 JUL 2007

NOC Code	Name	Date of Birth	Height m / ft in	Qualified
BAR	COX Shawn Terry		1.85/6'1"	
BRA	SILVA Washington		1.80/5'11"	
COL	ALVAREZ Eleider			
CUB	NAPOLES Yuciel			
DOM	VALERA Felix Manuel			
ECU	CASTILLO Julio		1.83/6'0"	
PUR	NEGRON COLON Carlos		1.96/6'5"	
USA	DOWNS Christopher			
VEN	RIVERO Wualfredo		1.89/6'2"	

Note:

Data about the actual weight will be available for the "+91 kg" category only, one hour after the official weigh-in
All changes are available in INFO



Draw Sheet

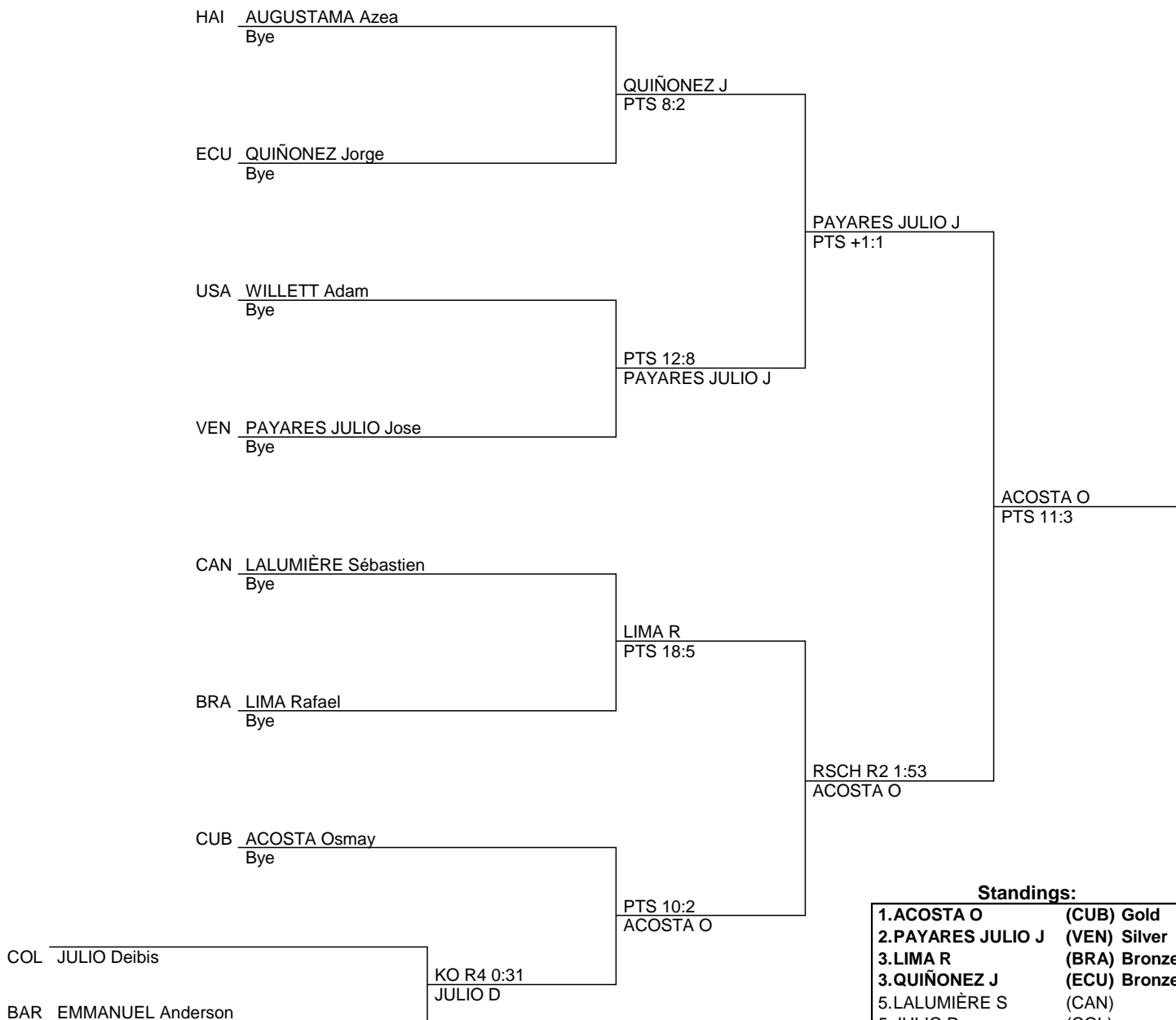
Hoja de Sorteo / Planilha do Sorteio

As of 28 JUL 2007

Number of boxers: 9

Final

Preliminaries	Quarterfinals	Semifinals	Final
---------------	---------------	------------	-------



Standings:

1.	ACOSTA O	(CUB)	Gold
2.	PAYARES JULIO J	(VEN)	Silver
3.	LIMA R	(BRA)	Bronze
3.	QUIÑONEZ J	(ECU)	Bronze
5.	LALUMIÈRE S	(CAN)	
5.	JULIO D	(COL)	
5.	AUGUSTAMA A	(HAI)	
5.	WILLETT A	(USA)	

Legend:

BDSQ	Both Disqualified	DSQ	Disqualified	JURY	Result determined by Jury votes	KO	Knockout
NC	No Contest	PTS	Points	R	Round	RET	Retired
RSC	Referee Stop Contest	RSCI	Referee Stop Contest - Injured	RSCOS	Referee Stop Contest Outscored		
WO	Walkover	RSCH	Referee Stop Contest - Head blow				

Note: 5th places are sorted by NOC.



Boxing
Boxeo / Boxe

Heavy 91 kg
Pesado 91 kg / Pesado 91 kg

Entry List by Weight Category

Lista de Inscripciones por Categoría de Peso / Lista de Inscrições por Categoria de Peso

As of 20 JUL 2007

NOC Code	Name	Date of Birth	Height m / ft in	Qualified
BAR	EMMANUEL Anderson		1.89/6'2"	
BRA	LIMA Rafael		1.85/6'1"	
CAN	LALUMIÈRE Sébastien			
COL	JULIO Deibis			
CUB	ACOSTA Osmay			
ECU	QUIÑONEZ Jorge		1.85/6'1"	
HAI	AUGUSTAMA Azea			
USA	WILLETT Adam			
VEN	PAYARES JULIO Jose		1.95/6'5"	

Note:

Data about the actual weight will be available for the "+91 kg" category only, one hour after the official weigh-in
All changes are available in INFO



Draw Sheet

Hoja de Sorteo / Planilha do Sorteio

As of 28 JUL 2007

Number of boxers: 9

Final

Preliminaries	Quarterfinals	Semifinals	Final
---------------	---------------	------------	-------

COL RIVAS Oscar Bye		RIVAS O PTS 22:8	
PUR BISBAL Gerardo Bye			RIVAS O WO
USA WILSON Mike Bye		RSCH R3 0:57 BENCE D	
CAN BENCE Didier Bye			ALFONSO R PTS 8:4
CUB ALFONSO Robert Bye		ALFONSO R PTS 8:2	
DOM CABRERA Cristian Bye			PTS 4:0 ALFONSO R
VEN MOLINA Jonny Bye		PTS 18:6 NOGUEIRA A	
TRI ROMEO Enoch	PTS 17:2 NOGUEIRA A		
BRA NOGUEIRA Antonio Rogerio			

Standings:

1. ALFONSO R	(CUB) Gold
2. RIVAS O	(COL) Silver
3. NOGUEIRA A	(BRA) Bronze
3. BENCE D	(CAN) Bronze
5. CABRERA C	(DOM)
5. BISBAL G	(PUR)
5. WILSON M	(USA)
5. MOLINA J	(VEN)

Legend:

BDSQ Both Disqualified	DSQ Disqualified	JURY Result determined by Jury votes	KO Knockout
NC No Contest	PTS Points	R Round	RET Retired
RSC Referee Stop Contest	RSCI Referee Stop Contest - Injured	RSCOS Referee Stop Contest Outsourced	
WO Walkover	RSCH Referee Stop Contest - Head blow		

Note: 5th places are sorted by NOC.



Boxing
Boxeo / Boxe

Super Heavy +91 kg
Super Pesado +91 kg / Super Pesado +91 kg

Entry List by Weight Category

Lista de Inscripciones por Categoría de Peso / Lista de Inscrições por Categoria de Peso

As of 20 JUL 2007

NOC Code	Name	Date of Birth	Height m / ft in	Qualified
BRA	NOGUEIRA Antonio Rogerio		1.87 / 6'2"	
CAN	BENCE Didier			
COL	RIVAS Oscar			
CUB	ALFONSO Robert			
DOM	CABRERA Cristian			
PUR	BISBAL Gerardo		1.88 / 6'2"	
TRI	ROMEO Enoch		1.95 / 6'5"	
USA	WILSON Mike			
VEN	MOLINA Jonny		1.84 / 6'0"	

Note:

Data about the actual weight will be available for the "+91 kg" category only, one hour after the official weigh-in
All changes are available in INFO



Session Results

Resultados de la sesión / Resultados da Sessão

Bout	Weight Category	Corner	Name	NOC Code	Winner	Result	Time / PTS / Decision
1	Light Fly 48 kg	RED	LOPEZ Richard	PAR	BLUE	PTS	25:7
		BLUE	NEGRETE PADILLA Oscar	COL			
		Referee: ARG	POGGI Gerardo	Judge: MEX	SANDOVAL David	R1	0:9
				CAN	RUSSEL Ray	R2	2:7
				CUB	del PUERTO Ignacio	R3	3:4
				DOM	CORDERO Maximo	R4	2:5
				ITA	CAMILLIS Claudio		
2	Light Fly 48 kg	RED	YANEZ Luis	USA	RED	PTS	19:6
		BLUE	CARVALHO Paulo	BRA			
		Referee: PUR	BONET Jose	Judge: MEX	SANDOVAL David	R1	4:3
				CAN	RUSSEL Ray	R2	3:1
				CUB	del PUERTO Ignacio	R3	5:2
				DOM	CORDERO Maximo	R4	7:0
				ITA	CAMILLIS Claudio		
3	Light Fly 48 kg	RED	HERNANDEZ Yampier	CUB	RED	RSCOS	R3 1:22
		BLUE	ZALETA REYES Odilon	MEX			
		Referee: ROM	CITEA Vasile	Judge: COL	BARRERA Ivo	R1	4:2
				ESA	LAINZ Pedro	R2	10:3
				TRI	BECKLES James	R3	12:1
				USA	McNALLY James		
				BRA	SILVA Mauro		
4	Bantam 54 kg	RED	PEREIRA James Dean	BRA	RED	PTS	15:6
		BLUE	SHIBA Isho	CAN			
		Referee: BAR	JONES Anthony	Judge: COL	BARRERA Ivo	R1	0:2
				ESA	LAINZ Pedro	R2	4:2
				TRI	BECKLES James	R3	4:1
				USA	McNALLY James	R4	7:1
				ESP	TOMAS Juan		
5	Bantam 54 kg	RED	MARQUEZ Maximiliano	ARG	BLUE	PTS	9:3
		BLUE	PANTALEON Jose	GUA			
		Referee: CAN	RUSSEL Ray	Judge: ROM	CITEA Vasile	R1	1:2
				BRA	SOUZA Marcela	R2	0:3
				PUR	BONET Jose	R3	1:0
				ECU	CARRILLO Clemente	R4	1:4
				DOM	CORDERO Maximo		
6	Bantam 54 kg	RED	CUADRAS QUIROA Carlos	MEX	RED	PTS	13:7
		BLUE	ROJAS KIONZ Ramiro	COL			
		Referee: CUB	del PUERTO Ignacio	Judge: ROM	CITEA Vasile	R1	3:1
				BRA	SOUZA Marcela	R2	3:3
				PUR	BONET Jose	R3	3:2
				ECU	CARRILLO Clemente	R4	4:1
				DOM	CORDERO Maximo		
7	Bantam 54 kg	RED	RIGONDEAUX Guillermo	CUB	RED	PTS	12:4
		BLUE	MARRERO COLO Miguel	PUR			
		Referee: ESP	TOMAS Juan	Judge: ARG	POGGI Gerardo	R1	4:1
				ESA	LAINZ Pedro	R2	2:1
				BRA	KENNEDY Jones	R3	3:0
				BAR	JONES Anthony	R4	3:2
				COL	BARRERA Ivo		

Session Results

Resultados de la sesión / Resultados da Sessão

Bout	Weight Category	Corner	Name	NOC Code	Winner	Result	Time / PTS / Decision
8	Light 60 kg	RED	PEDRAZA GONZALES Jose	PUR	RED	PTS	26:7
		BLUE	VIRULA LOPEZ Jose	GUA			
		Referee: MEX	SANDOVAL David	Judge: ARG	POGGI Gerardo	R1	2:3
				ITA	CAMILLIS Claudio	R2	10:2
				BRA	KENNEDY Jones	R3	9:2
				BAR	JONES Anthony	R4	5:0
				COL	BARRERA Ivo		
9	Light 60 kg	RED	BOLIVAR Lisandro	VEN	RED	PTS	5:3
		BLUE	LEWIS Jewel	GRN			
		Referee: ESA	LAINIZ Pedro	Judge: BRA	SILVA Mauro	R1	1:1
				CUB	del PUERTO Ignacio	R2	1:1
				PUR	BONET Jose	R3	2:0
				ESP	TOMAS Juan	R4	1:1
				USA	McNALLY James		
10	Light 60 kg	RED	KAMAL Ibrahim	CAN	RED	RSC	R1 1:57
		BLUE	MAMANI Franz	BOL			
		Referee: ECU	CARRILLO Clemente	Judge: BRA	KENNEDY Jones	R1	5:1
				CUB	del PUERTO Ignacio		
				PUR	BONET Jose		
				ESP	TOMAS Juan		
				ROM	CITEA Vasile		
11	Light 60 kg	RED	BATISTA Jonathan	DOM	BLUE	PTS	11:10
		BLUE	LOPES Everton	BRA			
		Referee: COL	BARRERA Ivo	Judge: ARG	POGGI Gerardo	R1	2:4
				BAR	JONES Anthony	R2	3:0
				CAN	RUSSEL Ray	R3	2:4
				ITA	CAMILLIS Claudio	R4	3:3
				TRI	BECKLES James		
12	Welter 69 kg	RED	ANDRADE Demetrius	USA	RED	PTS	23:5
		BLUE	JACKSON John	ISV			
		Referee: DOM	CORDERO Maximo	Judge: ARG	POGGI Gerardo	R1	13:3
				BAR	JONES Anthony	R2	0:0
				CAN	RUSSEL Ray	R3	9:1
				BRA	SILVA Mauro	R4	1:1
				BRA	SOUZA Marcela		
13	Light Heavy 81 kg	RED	RIVERO Wualfredo	VEN	RED	PTS	9:6
		BLUE	COX Shawn Terry	BAR			
		Referee: ITA	CAMILLIS Claudio	Judge: MEX	SANDOVAL David	R1	3:2
				ROM	CITEA Vasile	R2	2:0
				ECU	CARRILLO Clemente	R3	1:1
				TRI	BECKLES James	R4	3:3
				BRA	SOUZA Marcela		

Legend:

PTS Points
KO Knockout
DSQ Disqualified
BDSQ Both Disqualified
JURY Result determined by Jury votes

RSC Referee Stop Contest
RSCH Referee Stop Contest - Head blow
RSCI Referee Stop Contest - Injured
RSCOS Referee Stop Contest Outscored
CCL R.S.C. - Compulsory Count Limits

NC No Contest
WO Walkover
RET Retired
R Round



Session Results

Resultados de la sesión / Resultados da Sessão

Bout	Weight Category	Corner	Name	NOC Code	Winner	Result	Time / PTS / Decision
14	Fly 51 kg	RED	MUHAMMAD Qa'id	USA	BLUE	PTS	19:4
		BLUE	PAYANO Juan Carlos	DOM			
		Referee: MEX	SANDOVAL David	Judge: BAR	JONES Anthony	R1	0:5
				COL	BARRERA Ivo	R2	1:6
				ESA	LAINZ Pedro	R3	0:5
				ESP	TOMAS Juan	R4	3:3
				ROM	CITEA Vasile		
15	Fly 51 kg	RED	SALINAS Yoandry	CUB	RED	RSC	R2 1:47
		BLUE	VEGA Juan	ECU			
		Referee: TRI	BECKLES James	Judge: BAR	JONES Anthony	R1	5:1
				COL	BARRERA Ivo	R2	12:0
				ESA	LAINZ Pedro		
				ESP	TOMAS Juan		
				ROM	CITEA Vasile		
16	Fly 51 kg	RED	JESUS Robenilson	BRA	BLUE	PTS	16:14
		BLUE	GUARECUCO Alexander	VEN			
		Referee: ARG	POGGI Gerardo	Judge: CUB	del PUERTO Ignacio	R1	6:3
				DOM	CORDERO Maximo	R2	3:2
				ECU	CARRILLO Clemente	R3	2:6
				MEX	SANDOVAL David	R4	3:5
				ITA	CAMILLIS Claudio		
17	Fly 51 kg	RED	NAVARRO Lucas	ARG	BLUE	RET	R2 1:03
		BLUE	ARROYO McWilliams	PUR			
		Referee: BRA	SOUZA Marcela	Judge: CUB	del PUERTO Ignacio	R1	0:9
				DOM	CORDERO Maximo	R2	0:6
				ECU	CARRILLO Clemente		
				MEX	SANDOVAL David		
				ITA	CAMILLIS Claudio		
18	Fly 51 kg	RED	MALDONADO Bismarck	NCA	BLUE	PTS	21:5
		BLUE	URINA SERNA William	COL			
		Referee: BRA	SILVA Mauro	Judge: PUR	BONET Jose	R1	1:4
				TRI	BECKLES James	R2	2:4
				USA	McNALLY James	R3	1:7
				ESP	TOMAS Juan	R4	1:6
				BRA	KENNEDY Jones		
19	Feather 57 kg	RED	TORRIENTE Idel	CUB	RED	RET	R2 1:38
		BLUE	CUELLAR Jesus	ARG			
		Referee: ROM	CITEA Vasile	Judge: PUR	BONET Jose	R1	11:1
				TRI	BECKLES James	R2	9:0
				USA	McNALLY James		
				ESP	TOMAS Juan		
				BRA	KENNEDY Jones		
20	Feather 57 kg	RED	COTTO ROMAN Abner	PUR	RED	PTS	22:9
		BLUE	ESCANDON BERRIO Miguel	COL			
		Referee: CUB	del PUERTO Ignacio	Judge: ARG	POGGI Gerardo	R1	10:3
				ECU	CARRILLO Clemente	R2	4:2
				MEX	SANDOVAL David	R3	4:3
				ITA	CAMILLIS Claudio	R4	4:1
				BRA	SOUZA Marcela		



Session Results

Resultados de la sesión / Resultados da Sessão

Bout	Weight Category	Corner	Name	NOC Code	Winner	Result	Time / PTS / Decision
21	Feather 57 kg	RED	MANZANILLA Franklin	VEN	BLUE	PTS	28:14
		BLUE	DEL VALLE Luis	USA			
		Referee: DOM	CORDERO Maximo	Judge: ARG	POGGI Gerardo	R1	8:5
				ECU	CARRILLO Clemente	R2	3:10
				MEX	SANDOVAL David	R3	2:3
				ITA	CAMILLIS Claudio	R4	1:10
				BRA	SOUZA Marcela		
22	Feather 57 kg	RED	SOUZA Davi	BRA	RED	JURY	
		BLUE	ZAMBRANO Carlos	PER			
		Referee: ESA	LAINEZ Pedro	Judge: BAR	JONES Anthony	R1	1:2
				CAN	RUSSEL Ray	R2	4:0
				COL	BARRERA Ivo	R3	0:1
				PUR	BONET Jose	R4	0:2
				ROM	CITEA Vasile		
23	Feather 57 kg	RED	VARGAS PELAEZ Francisco	MEX	RED	PTS	11:10
		BLUE	MORENO ALONSO Cristian	CHI			
		Referee: BRA	KENNEDY Jones	Judge: BAR	JONES Anthony	R1	4:1
				CAN	RUSSEL Ray	R2	1:5
				COL	BARRERA Ivo	R3	3:1
				PUR	BONET Jose	R4	3:3
				ROM	CITEA Vasile		
24	Light Welter 64 kg	RED	FISS Inocente	CUB	RED	PTS	18:7
		BLUE	MENDOZA Eduardo	NCA			
		Referee: USA	McNALLY James	Judge: ESA	LAINEZ Pedro	R1	7:1
				MEX	SANDOVAL David	R2	6:3
				TRI	BECKLES James	R3	0:0
				ESP	TOMAS Juan	R4	5:3
				BRA	SILVA Mauro		
25	Light Welter 64 kg	RED	CARRASCO Gumersindo	ARG	BLUE	RSC	R2 1:59
		BLUE	GUZMAN Felix	DOM			
		Referee: BAR	JONES Anthony	Judge: ESA	LAINEZ Pedro	R1	2:3
				MEX	SANDOVAL David	R2	1:13
				TRI	BECKLES James		
				ESP	TOMAS Juan		
				BRA	SILVA Mauro		
26	Middle 75 kg	RED	BLANCO PARRA Alfonso	VEN	RED	PTS	8:5
		BLUE	FERMIN Andrew	TRI			
		Referee: ECU	CARRILLO Clemente	Judge: CAN	RUSSEL Ray	R1	1:1
				CUB	del PUERTO Ignacio	R2	4:2
				USA	McNALLY James	R3	2:1
				ROM	CITEA Vasile	R4	1:1
				BRA	SOUZA Marcela		
27	Middle 75 kg	RED	PERIBAN Marco	MEX	RED	PTS	12:7
		BLUE	MADERNA Ezequiel	ARG			
		Referee: ESP	TOMAS Juan	Judge: CAN	RUSSEL Ray	R1	4:2
				CUB	del PUERTO Ignacio	R2	3:0
				USA	McNALLY James	R3	3:1
				ROM	CITEA Vasile	R4	2:4
				BRA	SOUZA Marcela		



Session Results

Resultados de la sesión / Resultados da Sessão

Bout	Weight Category	Corner	Name	NOC Code	Winner	Result	Time / PTS / Decision
28	Middle 75 kg	RED	CORREA Emilio	CUB	RED	KO	R2 1:40
		BLUE	PORTER Shawn	USA			
		Referee: ITA	CAMILLIS Claudio	Judge: ARG	POGGI Gerardo	R1	4:1
				DOM	CORDERO Maximo	R2	7:1
				ECU	CARRILLO Clemente		
				ESA	LAINIZ Pedro		
				BRA	KENNEDY Jones		
29	Heavy 91 kg	RED	JULIO Deibis	COL	RED	KO	R4 0:31
		BLUE	EMMANUEL Anderson	BAR			
		Referee: PUR	BONET Jose	Judge: ARG	POGGI Gerardo	R1	1:2
				DOM	CORDERO Maximo	R2	3:0
				ECU	CARRILLO Clemente	R3	4:0
				ESA	LAINIZ Pedro	R4	3:2
				BRA	KENNEDY Jones		
30	Super Heavy +91 kg	RED	ROMEEO Enoch	TRI	BLUE	PTS	17:2
		BLUE	NOGUEIRA Antonio Rogerio	BRA			
		Referee: CAN	RUSSEL Ray	Judge: COL	BARRERA Ivo	R1	0:3
				CUB	del PUERTO Ignacio	R2	0:8
				MEX	SANDOVAL David	R3	1:2
				ITA	CAMILLIS Claudio	R4	1:4
				ROM	CITEA Vasile		

Legend:

PTS	Points	RSC	Referee Stop Contest	NC	No Contest
KO	Knockout	RSCH	Referee Stop Contest - Head blow	WO	Walkover
DSQ	Disqualified	RSCI	Referee Stop Contest - Injured	RET	Retired
BDSQ	Both Disqualified	RSCOS	Referee Stop Contest Outscored	R	Round
JURY	Result determined by Jury votes	CCL	R.S.C. - Compulsory Count Limits		



Session Results

Resultados de la sesión / Resultados da Sessão

Bout	Weight Category	Corner	Name	NOC Code	Winner	Result	Time / PTS / Decision
31	Light Fly 48 kg	RED	CORONA John	ESA	BLUE	PTS	15:2
		BLUE	BETANCOURT Kevin	VEN			
		Referee: ARG	POGGI Gerardo	Judge: CUB	del PUERTO Ignacio	R1	0:7
				MEX	SANDOVAL David	R2	0:2
				USA	McNALLY James	R3	1:4
				ESP	TOMAS Juan	R4	1:2
				ROM	CITEA Vasile		
32	Light Fly 48 kg	RED	ORTIZ ORTI Carlos	PUR	RED	PTS	6:5
		BLUE	CALERO Patricio	ECU			
		Referee: DOM	CORDERO Maximo	Judge: CUB	del PUERTO Ignacio	R1	1:1
				MEX	SANDOVAL David	R2	0:3
				USA	McNALLY James	R3	1:0
				ESP	TOMAS Juan	R4	4:1
				ROM	CITEA Vasile		
33	Light Fly 48 kg	RED	MENDEZ Wilton	DOM	RED	PTS	12:3
		BLUE	NEGRETE PADILLA Oscar	COL			
		Referee: TRI	BECKLES James	Judge: ARG	POGGI Gerardo	R1	3:1
				CAN	RUSSEL Ray	R2	3:1
				ECU	CARRILLO Clemente	R3	3:1
				PUR	BONET Jose	R4	3:0
				ITA	CAMILLIS Claudio		
34	Light Fly 48 kg	RED	YANEZ Luis	USA	RED	PTS	11:8
		BLUE	HERNANDEZ Yampier	CUB			
		Referee: ESP	TOMAS Juan	Judge: ARG	POGGI Gerardo	R1	1:2
				CAN	RUSSEL Ray	R2	2:3
				ECU	CARRILLO Clemente	R3	5:3
				PUR	BONET Jose	R4	3:0
				ITA	CAMILLIS Claudio		
35	Bantam 54 kg	RED	MARROQUIN Roberto	USA	BLUE	PTS	14:11
		BLUE	MARRERO Claudio	DOM			
		Referee: CUB	del PUERTO Ignacio	Judge: COL	BARRERA Ivo	R1	2:3
				ESA	LAINIZ Pedro	R2	3:3
				MEX	SANDOVAL David	R3	2:5
				ROM	CITEA Vasile	R4	4:3
				BRA	SOUZA Marcela		
36	Bantam 54 kg	RED	ATWELL Clive	GUY	RED	PTS	17:12
		BLUE	DENOON Klevon	TRI			
		Referee: BRA	SILVA Mauro	Judge: COL	BARRERA Ivo	R1	4:3
				ESA	LAINIZ Pedro	R2	7:2
				MEX	SANDOVAL David	R3	2:4
				ROM	CITEA Vasile	R4	4:3
				BRA	SOUZA Marcela		
37	Bantam 54 kg	RED	PEREIRA James Dean	BRA	RED	PTS	14:9
		BLUE	PANTALEON Jose	GUA			
		Referee: PUR	BONET Jose	Judge: BAR	JONES Anthony	R1	2:4
				CAN	RUSSEL Ray	R2	8:4
				ECU	CARRILLO Clemente	R3	3:0
				TRI	BECKLES James	R4	1:1
				ITA	CAMILLIS Claudio		



Session Results

Resultados de la sesión / Resultados da Sessão

Bout	Weight Category	Corner	Name	NOC Code	Winner	Result	Time / PTS / Decision
38	Bantam 54 kg	RED	CUADRAS QUIROA Carlos	MEX	RED	WO	
		BLUE	RIGONDEAUX Guillermo	CUB			
		Referee: COL	BARRERA Ivo	Judge: BAR	JONES Anthony		
				CAN	RUSSEL Ray		
				ECU	CARRILLO Clemente		
				TRI	BECKLES James		
				ITA	CAMILLIS Claudio		
39	Light 60 kg	RED	LOPEZ ROSAS Noe	MEX	BLUE	PTS	14:3
		BLUE	RUEDA Luis	ARG			
		Referee: COL	BARRERA Ivo	Judge: ESA	LAINZ Pedro	R1	1:1
				PUR	BONET Jose	R2	1:3
				USA	McNALLY James	R3	1:3
				BRA	SOUZA Marcela	R4	0:7
				BRA	KENNEDY Jones		
40	Light 60 kg	RED	PEREZ BALLESTA Darleys	COL	BLUE	PTS	8:4
		BLUE	UGAS Yordenis	CUB			
		Referee: USA	McNALLY James	Judge: ESA	LAINZ Pedro	R1	0:5
				PUR	BONET Jose	R2	0:3
				DOM	CORDERO Maximo	R3	1:0
				BRA	SOUZA Marcela	R4	3:0
				BRA	KENNEDY Jones		
41	Light 60 kg	RED	PEDRAZA GONZALES Jose	PUR	RED	PTS	15:6
		BLUE	BOLIVAR Lisandro	VEN			
		Referee: ECU	CARRILLO Clemente	Judge: ARG	POGGI Gerardo	R1	3:2
				BAR	JONES Anthony	R2	2:2
				COL	BARRERA Ivo	R3	2:1
				ESP	TOMAS Juan	R4	8:1
				ITA	CAMILLIS Claudio		
42	Light 60 kg	RED	KAMAL Ibrahim	CAN	BLUE	PTS	10:3
		BLUE	LOPES Everton	BRA			
		Referee: CUB	del PUERTO Ignacio	Judge: ARG	POGGI Gerardo	R1	1:3
				BAR	JONES Anthony	R2	2:3
				COL	BARRERA Ivo	R3	0:2
				ESP	TOMAS Juan	R4	0:2
				ITA	CAMILLIS Claudio		
43	Welter 69 kg	RED	SMITH Ricardo	JAM	RED	WO	
		BLUE	LARA Erislandy	CUB			
		Referee: BRA	KENNEDY Jones	Judge: CAN	RUSSEL Ray		
				TRI	BECKLES James		
				USA	McNALLY James		
				BRA	SOUZA Marcela		
				ROM	CITEA Vasile		
44	Welter 69 kg	RED	LIMA Pedro	BRA	RED	PTS	13:3
		BLUE	CORTEZ Jaime	ECU			
		Referee: MEX	SANDOVAL David	Judge: CUB	del PUERTO Ignacio	R1	4:0
				DOM	CORDERO Maximo	R2	3:1
				PUR	BONET Jose	R3	2:2
				ESP	TOMAS Juan	R4	4:0
				ROM	CITEA Vasile		



Session Results

Resultados de la sesión / Resultados da Sessão

Bout	Weight Category	Corner	Name	NOC Code	Winner	Result	Time / PTS / Decision
45	Welter 69 kg	RED	CHAVES Diego	ARG	RED	PTS	9:6
		BLUE	JOHNSON Tureano	BAH			
		Referee: ITA	CAMILLIS Claudio	Judge: CUB	del PUERTO Ignacio	R1	2:1
				DOM	CORDERO Maximo	R2	2:3
				PUR	BONET Jose	R3	3:0
				BRA	SOUZA Marcela	R4	2:2
				BRA	SILVA Mauro		
46	Welter 69 kg	RED	PRADA PASEDO Jean	VEN	BLUE	RSCOS	R3 1:04
		BLUE	ANDRADE Demetrius	USA			
		Referee: CAN	RUSSEL Ray	Judge: ARG	POGGI Gerardo	R1	1:9
				COL	BARRERA Ivo	R2	2:9
				ECU	CARRILLO Clemente	R3	1:6
				MEX	SANDOVAL David		
				BRA	KENNEDY Jones		
47	Light Heavy 81 kg	RED	SILVA Washington	BRA	BLUE	PTS	12:5
		BLUE	DOWNS Christopher	USA			
		Referee: ROM	CITEA Vasile	Judge: ARG	POGGI Gerardo	R1	1:0
				COL	BARRERA Ivo	R2	0:3
				ECU	CARRILLO Clemente	R3	4:2
				MEX	SANDOVAL David	R4	0:7
				ITA	CAMILLIS Claudio		
48	Light Heavy 81 kg	RED	NAPOLIS Yuciel	CUB	RED	RSCH	R2 1:37
		BLUE	VALERA Felix Manuel	DOM			
		Referee: ESP	TOMAS Juan	Judge: BAR	JONES Anthony	R1	7:0
				ESA	LAINIZ Pedro	R2	6:2
				TRI	BECKLES James		
				USA	McNALLY James		
				BRA	SILVA Mauro		
49	Light Heavy 81 kg	RED	CASTILLO Julio	ECU	RED	PTS	15:5
		BLUE	NEGRON COLON Carlos	PUR			
		Referee: DOM	CORDERO Maximo	Judge: BAR	JONES Anthony	R1	1:0
				ESA	LAINIZ Pedro	R2	6:3
				TRI	BECKLES James	R3	6:1
				USA	McNALLY James	R4	2:1
				BRA	SILVA Mauro		
50	Light Heavy 81 kg	RED	ALVAREZ Eleider	COL	RED	PTS	13:4
		BLUE	RIVERO Wualfredo	VEN			
		Referee: ROM	CITEA Vasile	Judge: ARG	POGGI Gerardo	R1	2:2
				CUB	del PUERTO Ignacio	R2	6:1
				ECU	CARRILLO Clemente	R3	3:0
				MEX	SANDOVAL David	R4	2:1
				PUR	BONET Jose		

Legend:

PTS Points	RSC Referee Stop Contest	NC No Contest
KO Knockout	RSCH Referee Stop Contest - Head blow	WO Walkover
DSQ Disqualified	RSCI Referee Stop Contest - Injured	RET Retired
BDSQ Both Disqualified	RSCOS Referee Stop Contest Outscored	R Round
JURY Result determined by Jury votes	CCL R.S.C. - Compulsory Count Limits	



Session Results

Resultados de la sesión / Resultados da Sessão

Bout	Weight Category	Corner	Name	NOC Code	Winner	Result	Time / PTS / Decision
51	Fly 51 kg	RED	JEFFERS Ryan	GUY	BLUE	PTS	12:4
		BLUE	AVILA JUAREZ Braulio	MEX			
		Referee: BRA	SOUZA Marcela	Judge: ECU	CARRILLO Clemente	R1	1:4
				ESA	LAINIZ Pedro	R2	1:1
				PUR	BONET Jose	R3	1:6
				USA	McNALLY James	R4	1:1
				ESP	TOMAS Juan		
52	Fly 51 kg	RED	VALENZUELA Eddie	GUA	BLUE	PTS	10:5
		BLUE	PAYANO Juan Carlos	DOM			
		Referee: BRA	KENNEDY Jones	Judge: ARG	POGGI Gerardo	R1	2:2
				BAR	JONES Anthony	R2	1:5
				CAN	RUSSEL Ray	R3	2:1
				COL	BARRERA Ivo	R4	0:2
				ROM	CITEA Vasile		
53	Fly 51 kg	RED	SALINAS Yoandry	CUB	RED	PTS	35:12
		BLUE	GUARECUCO Alexander	VEN			
		Referee: TRI	BECKLES James	Judge: BRA	SOUZA Marcela	R1	6:1
				BAR	JONES Anthony	R2	13:2
				CAN	RUSSEL Ray	R3	9:6
				COL	BARRERA Ivo	R4	7:3
				ROM	CITEA Vasile		
54	Fly 51 kg	RED	ARROYO McWilliams	PUR	RED	PTS	16:7
		BLUE	URINA SERNA William	COL			
		Referee: ARG	POGGI Gerardo	Judge: CUB	del PUERTO Ignacio	R1	6:2
				ESA	LAINIZ Pedro	R2	5:2
				USA	McNALLY James	R3	2:3
				ESP	TOMAS Juan	R4	3:0
				BRA	SILVA Mauro		
55	Feather 57 kg	RED	NAVARRO Roberto	DOM	BLUE	PTS	19:17
		BLUE	RIZO Orlando	NCA			
		Referee: COL	BARRERA Ivo	Judge: CUB	del PUERTO Ignacio	R1	2:6
				ESA	LAINIZ Pedro	R2	6:6
				USA	McNALLY James	R3	5:6
				ESP	TOMAS Juan	R4	4:1
				BRA	SILVA Mauro		
56	Feather 57 kg	RED	WALTERS Nicholas	JAM	BLUE	PTS	18:1
		BLUE	TORRIENTE Idel	CUB			
		Referee: ECU	CARRILLO Clemente	Judge: CAN	RUSSEL Ray	R1	0:8
				DOM	CORDERO Maximo	R2	0:5
				MEX	SANDOVAL David	R3	0:2
				PUR	BONET Jose	R4	1:3
				BRA	SOUZA Marcela		
57	Feather 57 kg	RED	COTTO ROMAN Abner	PUR	RED	PTS	13:9
		BLUE	DEL VALLE Luis	USA			
		Referee: BRA	SILVA Mauro	Judge: ARG	POGGI Gerardo	R1	0:1
				COL	BARRERA Ivo	R2	3:4
				MEX	SANDOVAL David	R3	5:3
				ITA	CAMILLIS Claudio	R4	5:1
				BRA	KENNEDY Jones		



Session Results

Resultados de la sesión / Resultados da Sessão

Bout	Weight Category	Corner	Name	NOC Code	Winner	Result	Time / PTS / Decision
58	Feather 57 kg	RED	SOUZA Davi	BRA	RED	PTS	16:13
		BLUE	VARGAS PELAEZ Francisco	MEX			
		Referee: BAR	JONES Anthony	Judge: CUB	del PUERTO Ignacio	R1	2:5
				ECU	CARRILLO Clemente	R2	4:3
				TRI	BECKLES James	R3	6:2
				ITA	CAMILLIS Claudio	R4	4:3
				ESP	TOMAS Juan		
59	Light Welter 64 kg	RED	HERNANDEZ Carlos	ESA	BLUE	WO	
		BLUE	DARGAN Karl	USA			
		Referee: ESA	LAINIZ Pedro	Judge: CAN	RUSSEL Ray		
				COL	BARRERA Ivo		
				DOM	CORDERO Maximo		
				PUR	BONET Jose		
				ROM	CITEA Vasile		
60	Light Welter 64 kg	RED	CARVALHO Myke	BRA	RED	PTS	19:4
		BLUE	SANCHEZ Jonny	VEN			
		Referee: ESA	LAINIZ Pedro	Judge: CAN	RUSSEL Ray	R1	4:1
				COL	BARRERA Ivo	R2	10:2
				DOM	CORDERO Maximo	R3	4:0
				PUR	BONET Jose	R4	1:1
				ROM	CITEA Vasile		
61	Light Welter 64 kg	RED	GONZALEZ ORTIZ Jonathan	PUR	RED	PTS	20:6
		BLUE	GRAJEDA OZAETA Luis	MEX			
		Referee: CUB	del PUERTO Ignacio	Judge: BAR	JONES Anthony	R1	2:2
				ECU	CARRILLO Clemente	R2	3:1
				TRI	BECKLES James	R3	11:1
				USA	McNALLY James	R4	4:2
				BRA	SOUZA Marcela		
62	Light Welter 64 kg	RED	FISS Inocente	CUB	RED	PTS	13:12
		BLUE	GUZMAN Felix	DOM			
		Referee: ESP	TOMAS Juan	Judge: BAR	JONES Anthony	R1	2:3
				ECU	CARRILLO Clemente	R2	6:5
				TRI	BECKLES James	R3	2:1
				USA	McNALLY James	R4	3:3
				BRA	SOUZA Marcela		
63	Middle 75 kg	RED	NUÑEZ Argenis	DOM	RED	PTS	15:6
		BLUE	CAMPFORT Wilky	HAI			
		Referee: ROM	CITEA Vasile	Judge: ARG	POGGI Gerardo	R1	4:0
				CAN	RUSSEL Ray	R2	3:2
				CUB	del PUERTO Ignacio	R3	4:1
				ESA	LAINIZ Pedro	R4	4:3
				MEX	SANDOVAL David		
64	Middle 75 kg	RED	JOSEPH Clarence	ISV	BLUE	PTS	13:12
		BLUE	ABREU Glaucelio	BRA			
		Referee: ITA	CAMILLIS Claudio	Judge: ARG	POGGI Gerardo	R1	2:4
				CAN	RUSSEL Ray	R2	2:2
				CUB	del PUERTO Ignacio	R3	3:4
				ESA	LAINIZ Pedro	R4	5:3
				MEX	SANDOVAL David		



Session Results

Resultados de la sesión / Resultados da Sessão

Bout	Weight Category	Corner	Name	NOC Code	Winner	Result	Time / PTS / Decision
65	Middle 75 kg	RED	GANGORA Carlos	ECU	RED	PTS	20:6
		BLUE	BLANCO PARRA Alfonso	VEN			
		Referee: PUR	BONET Jose	Judge: COL	BARRERA Ivo	R1	4:0
				TRI	BECKLES James	R2	6:3
				ESP	TOMAS Juan	R3	2:1
				ROM	CITEA Vasile	R4	8:2
				BRA	SILVA Mauro		
66	Middle 75 kg	RED	PERIBAN Marco	MEX	BLUE	PTS	34:10
		BLUE	CORREA Emilio	CUB			
		Referee: USA	McNALLY James	Judge: COL	BARRERA Ivo	R1	3:7
				TRI	BECKLES James	R2	4:9
				ESP	TOMAS Juan	R3	2:12
				ROM	CITEA Vasile	R4	1:6
				BRA	SILVA Mauro		
67	Heavy 91 kg	RED	AUGUSTAMA Azea	HAI	BLUE	PTS	8:2
		BLUE	QUIÑONEZ Jorge	ECU			
		Referee: CUB	del PUERTO Ignacio	Judge: ARG	POGGI Gerardo	R1	0:3
				DOM	CORDERO Maximo	R2	1:2
				PUR	BONET Jose	R3	0:1
				ESP	TOMAS Juan	R4	1:2
				BRA	SOUZA Marcela		
68	Heavy 91 kg	RED	WILLETT Adam	USA	BLUE	PTS	12:8
		BLUE	PAYARES JULIO Jose	VEN			
		Referee: CAN	RUSSEL Ray	Judge: COL	BARRERA Ivo	R1	3:0
				ECU	CARRILLO Clemente	R2	3:3
				ESA	LAINZ Pedro	R3	2:7
				MEX	SANDOVAL David	R4	0:2
				ITA	CAMILLIS Claudio		
69	Heavy 91 kg	RED	LALUMIÈRE Sébastien	CAN	BLUE	PTS	18:5
		BLUE	LIMA Rafael	BRA			
		Referee: ROM	CITEA Vasile	Judge: COL	BARRERA Ivo	R1	1:2
				ECU	CARRILLO Clemente	R2	3:8
				ESA	LAINZ Pedro	R3	1:1
				MEX	SANDOVAL David	R4	0:7
				ITA	CAMILLIS Claudio		
70	Heavy 91 kg	RED	ACOSTA Osmay	CUB	RED	PTS	10:2
		BLUE	JULIO Deibis	COL			
		Referee: DOM	CORDERO Maximo	Judge: BAR	JONES Anthony	R1	1:0
				CAN	RUSSEL Ray	R2	3:1
				PUR	BONET Jose	R3	4:1
				ESP	TOMAS Juan	R4	2:0
				BRA	SILVA Mauro		
71	Super Heavy +91 kg	RED	RIVAS Oscar	COL	RED	PTS	22:8
		BLUE	BISBAL Gerardo	PUR			
		Referee: BRA	SILVA Mauro	Judge: BAR	JONES Anthony	R1	3:3
				CAN	RUSSEL Ray	R2	8:2
				USA	McNALLY James	R3	6:2
				ESP	TOMAS Juan	R4	5:1
				ROM	CITEA Vasile		



Session Results

Resultados de la sesión / Resultados da Sessão

Bout	Weight Category	Corner	Name	NOC Code	Winner	Result	Time / PTS / Decision
72	Super Heavy +91 kg	RED	WILSON Mike	USA	BLUE	RSCH	R3 0:57
		BLUE	BENCE Didier	CAN			
		Referee: ITA	CAMILLIS Claudio	Judge: ARG	POGGI Gerardo	R1	5:2
				COL	BARRERA Ivo	R2	3:2
				PUR	BONET Jose	R3	0:1
				TRI	BECKLES James		
				BRA	SOUZA Marcela		
73	Super Heavy +91 kg	RED	ALFONSO Robert	CUB	RED	PTS	8:2
		BLUE	CABRERA Cristian	DOM			
		Referee: MEX	SANDOVAL David	Judge: ARG	POGGI Gerardo	R1	0:0
				COL	BARRERA Ivo	R2	2:0
				PUR	BONET Jose	R3	4:0
				TRI	BECKLES James	R4	2:2
				BRA	SOUZA Marcela		
74	Super Heavy +91 kg	RED	MOLINA Jonny	VEN	BLUE	PTS	18:6
		BLUE	NOGUEIRA Antonio Rogerio	BRA			
		Referee: USA	McNALLY James	Judge: BAR	JONES Anthony	R1	2:3
				CUB	del PUERTO Ignacio	R2	2:7
				ECU	CARRILLO Clemente	R3	1:5
				ESP	TOMAS Juan	R4	1:3
				ROM	CITEA Vasile		

Legend:

PTS	Points	RSC	Referee Stop Contest	NC	No Contest
KO	Knockout	RSCH	Referee Stop Contest - Head blow	WO	Walkover
DSQ	Disqualified	RSCI	Referee Stop Contest - Injured	RET	Retired
BDSQ	Both Disqualified	RSCOS	Referee Stop Contest Outscored	R	Round
JURY	Result determined by Jury votes	CCL	R.S.C. - Compulsory Count Limits		



Session Results

Resultados de la sesión / Resultados da Sessão

Bout	Weight Category	Corner	Name	NOC Code	Winner	Result	Time / PTS / Decision
75	Light Fly 48 kg	RED	BETANCOURT Kevin	VEN	RED	PTS	14:8
		BLUE	ORTIZ ORTI Carlos	PUR			
		Referee: BRA	SOUZA Marcela	Judge: ARG	POGGI Gerardo	R1	2:0
				COL	BARRERA Ivo	R2	4:0
				ECU	CARRILLO Clemente	R3	4:5
				ITA	CAMILLIS Claudio	R4	4:3
				BRA	SILVA Mauro		
76	Light Fly 48 kg	RED	MENDEZ Wilton	DOM	BLUE	PTS	14:6
		BLUE	YANEZ Luis	USA			
		Referee: PUR	BONET Jose	Judge: ARG	POGGI Gerardo	R1	1:1
				COL	BARRERA Ivo	R2	3:5
				ECU	CARRILLO Clemente	R3	2:4
				ITA	CAMILLIS Claudio	R4	0:4
				BRA	SILVA Mauro		
77	Bantam 54 kg	RED	MARRERO Claudio	DOM	RED	PTS	16:4
		BLUE	ATWELL Clive	GUY			
		Referee: ESA	LAINEZ Pedro	Judge: CAN	RUSSEL Ray	R1	6:3
				CUB	del PUERTO Ignacio	R2	4:0
				MEX	SANDOVAL David	R3	4:1
				USA	McNALLY James	R4	2:0
				BRA	SOUZA Marcela		
78	Bantam 54 kg	RED	PEREIRA James Dean	BRA	BLUE	PTS	20:15
		BLUE	CUADRAS QUIROA Carlos	MEX			
		Referee: ECU	CARRILLO Clemente	Judge: CAN	RUSSEL Ray	R1	4:6
				CUB	del PUERTO Ignacio	R2	1:4
				PUR	BONET Jose	R3	7:6
				USA	McNALLY James	R4	3:4
				ESP	TOMAS Juan		
79	Light 60 kg	RED	RUEDA Luis	ARG	BLUE	PTS	20:7
		BLUE	UGAS Yordenis	CUB			
		Referee: TRI	BECKLES James	Judge: BAR	JONES Anthony	R1	0:4
				DOM	CORDERO Maximo	R2	2:7
				ESA	LAINEZ Pedro	R3	5:6
				ROM	CITEA Vasile	R4	0:3
				BRA	SOUZA Marcela		
80	Light 60 kg	RED	PEDRAZA GONZALES Jose	PUR	BLUE	PTS	7:2
		BLUE	LOPES Everton	BRA			
		Referee: ARG	POGGI Gerardo	Judge: BAR	JONES Anthony	R1	0:1
				DOM	CORDERO Maximo	R2	0:1
				ESA	LAINEZ Pedro	R3	1:1
				ROM	CITEA Vasile	R4	1:4
				ITA	CAMILLIS Claudio		
81	Welter 69 kg	RED	SMITH Ricardo	JAM	BLUE	PTS	12:4
		BLUE	LIMA Pedro	BRA			
		Referee: CUB	del PUERTO Ignacio	Judge: CAN	RUSSEL Ray	R1	1:5
				ESA	LAINEZ Pedro	R2	1:3
				PUR	BONET Jose	R3	0:2
				USA	McNALLY James	R4	2:2
				ESP	TOMAS Juan		



Session Results

Resultados de la sesión / Resultados da Sessão

Bout	Weight Category	Corner	Name	NOC Code	Winner	Result	Time / PTS / Decision
82	Welter 69 kg	RED	CHAVES Diego	ARG	BLUE	PTS	22:0
		BLUE	ANDRADE Demetrius	USA			
		Referee: BRA	SILVA Mauro	Judge: COL	BARRERA Ivo	R1	0:6
				ECU	CARRILLO Clemente	R2	0:3
				PUR	BONET Jose	R3	0:9
				TRI	BECKLES James	R4	0:4
				BRA	KENNEDY Jones		
83	Light Heavy 81 kg	RED	DOWNS Christopher	USA	BLUE	PTS	8:5
		BLUE	NAPOLES Yuciel	CUB			
		Referee: DOM	CORDERO Maximo	Judge: COL	BARRERA Ivo	R1	1:1
				ECU	CARRILLO Clemente	R2	0:3
				MEX	SANDOVAL David	R3	0:3
				TRI	BECKLES James	R4	4:1
				BRA	KENNEDY Jones		
84	Light Heavy 81 kg	RED	CASTILLO Julio	ECU	BLUE	PTS	10:8
		BLUE	ALVAREZ Eleider	COL			
		Referee: ROM	CITEA Vasile	Judge: ARG	POGGI Gerardo	R1	0:3
				BAR	JONES Anthony	R2	4:1
				CAN	RUSSEL Ray	R3	1:2
				CUB	del PUERTO Ignacio	R4	3:4
				ITA	CAMILLIS Claudio		

Legend:

PTS	Points	RSC	Referee Stop Contest	NC	No Contest
KO	Knockout	RSCH	Referee Stop Contest - Head blow	WO	Walkover
DSQ	Disqualified	RSCI	Referee Stop Contest - Injured	RET	Retired
BDSQ	Both Disqualified	RSCOS	Referee Stop Contest Outscored	R	Round
JURY	Result determined by Jury votes	CCL	R.S.C. - Compulsory Count Limits		



Session Results

Resultados de la sesión / Resultados da Sessão

Bout	Weight Category	Corner	Name	NOC Code	Winner	Result	Time / PTS / Decision
85	Fly 51 kg	RED	AVILA JUAREZ Braulio	MEX	BLUE	PTS	20:4
		BLUE	PAYANO Juan Carlos	DOM			
		Referee: COL	BARRERA Ivo	Judge: BAR	JONES Anthony	R1	2:5
				CAN	RUSSEL Ray	R2	0:4
				ECU	CARRILLO Clemente	R3	1:8
				ITA	CAMILLIS Claudio	R4	1:3
				BRA	SOUZA Marcela		
86	Fly 51 kg	RED	SALINAS Yoandry	CUB	BLUE	RSCH	R2 0:34
		BLUE	ARROYO McWilliams	PUR			
		Referee: BRA	KENNEDY Jones	Judge: BAR	JONES Anthony	R1	4:3
				CAN	RUSSEL Ray	R2	1:2
				ECU	CARRILLO Clemente		
				ITA	CAMILLIS Claudio		
				BRA	SOUZA Marcela		
87	Feather 57 kg	RED	RIZO Orlando	NCA	BLUE	PTS	25:3
		BLUE	TORRIENTE Idel	CUB			
		Referee: ESP	TOMAS Juan	Judge: ARG	POGGI Gerardo	R1	2:8
				COL	BARRERA Ivo	R2	1:5
				ESA	LAINIZ Pedro	R3	0:5
				USA	McNALLY James	R4	0:7
				BRA	SILVA Mauro		
88	Feather 57 kg	RED	COTTO ROMAN Abner	PUR	RED	PTS	16:12
		BLUE	SOUZA Davi	BRA			
		Referee: DOM	CORDERO Maximo	Judge: ARG	POGGI Gerardo	R1	0:2
				COL	BARRERA Ivo	R2	5:2
				ESA	LAINIZ Pedro	R3	4:3
				USA	McNALLY James	R4	7:5
				ROM	CITEA Vasile		
89	Light Welter 64 kg	RED	DARGAN Karl	USA	RED	PTS	9:8
		BLUE	CARVALHO Myke	BRA			
		Referee: PUR	BONET Jose	Judge: ECU	CARRILLO Clemente	R1	1:3
				MEX	SANDOVAL David	R2	2:1
				TRI	BECKLES James	R3	3:2
				ESP	TOMAS Juan	R4	3:2
				ITA	CAMILLIS Claudio		
90	Light Welter 64 kg	RED	GONZALEZ ORTIZ Jonathan	PUR	RED	PTS	4:2
		BLUE	FISS Inocente	CUB			
		Referee: ARG	POGGI Gerardo	Judge: ECU	CARRILLO Clemente	R1	0:0
				MEX	SANDOVAL David	R2	2:0
				TRI	BECKLES James	R3	0:2
				ESP	TOMAS Juan	R4	2:0
				BRA	KENNEDY Jones		
91	Middle 75 kg	RED	NUÑEZ Argenis	DOM	RED	PTS	19:14
		BLUE	ABREU Glaucelio	BRA			
		Referee: USA	McNALLY James	Judge: ESA	LAINIZ Pedro	R1	9:2
				BAR	JONES Anthony	R2	1:5
				CAN	RUSSEL Ray	R3	2:3
				COL	BARRERA Ivo	R4	7:4
				PUR	BONET Jose		



Session Results

Resultados de la sesión / Resultados da Sessão

Bout	Weight Category	Corner	Name	NOC Code	Winner	Result	Time / PTS / Decision
92	Middle 75 kg	RED	GANGORA Carlos	ECU	BLUE	PTS	21:13
		BLUE	CORREA Emilio	CUB			
		Referee: MEX	SANDOVAL David	Judge: ARG	POGGI Gerardo	R1	2:6
				BAR	JONES Anthony	R2	5:5
				CAN	RUSSEL Ray	R3	4:6
				COL	BARRERA Ivo	R4	2:4
				PUR	BONET Jose		
93	Heavy 91 kg	RED	QUIÑONEZ Jorge	ECU	BLUE	PTS	+1:1
		BLUE	PAYARES JULIO Jose	VEN			
		Referee: CUB	del PUERTO Ignacio	Judge: DOM	CORDERO Maximo	R1	0:0
				ESA	LAINZ Pedro	R2	0:1
				ITA	CAMILLIS Claudio	R3	1:0
				ROM	CITEA Vasile	R4	0:0
				BRA	SILVA Mauro		
94	Heavy 91 kg	RED	LIMA Rafael	BRA	BLUE	RSCH	R2 1:53
		BLUE	ACOSTA Osmay	CUB			
		Referee: CAN	RUSSEL Ray	Judge: DOM	CORDERO Maximo	R1	1:0
				ESA	LAINZ Pedro	R2	4:7
				MEX	SANDOVAL David		
				ROM	CITEA Vasile		
				USA	McNALLY James		
95	Super Heavy +91 kg	RED	RIVAS Oscar	COL	RED	WO	
		BLUE	BENCE Didier	CAN			
		Referee: ITA	CAMILLIS Claudio	Judge: ARG	POGGI Gerardo		
				BAR	JONES Anthony		
				PUR	BONET Jose		
				TRI	BECKLES James		
				BRA	KENNEDY Jones		
96	Super Heavy +91 kg	RED	ALFONSO Robert	CUB	RED	PTS	4:0
		BLUE	NOGUEIRA Antonio Rogerio	BRA			
		Referee: ROM	CITEA Vasile	Judge: ARG	POGGI Gerardo	R1	1:0
				BAR	JONES Anthony	R2	0:0
				PUR	BONET Jose	R3	2:0
				TRI	BECKLES James	R4	1:0
				ESP	TOMAS Juan		

Legend:			
PTS	Points	RSC	Referee Stop Contest
KO	Knockout	RSCH	Referee Stop Contest - Head blow
DSQ	Disqualified	RSCI	Referee Stop Contest - Injured
BDSQ	Both Disqualified	RSCOS	Referee Stop Contest Outscored
JURY	Result determined by Jury votes	CCL	R.S.C. - Compulsory Count Limits
		NC	No Contest
		WO	Walkover
		RET	Retired
		R	Round



Session Results

Resultados de la sesión / Resultados da Sessão

Bout	Weight Category	Corner	Name	NOC Code	Winner	Result	Time / PTS / Decision
97	Light Fly 48 kg	RED BLUE	BETANCOURT Kevin YANEZ Luis	VEN USA	BLUE	PTS	14:7
		Referee: MEX	SANDOVAL David	Judge: CAN PUR TRI ROM BRA	RUSSEL Ray BONET Jose BECKLES James CITEA Vasile SOUZA Marcela	R1 R2 R3 R4	2:1 0:3 2:4 3:6
98	Bantam 54 kg	RED BLUE	MARRERO Claudio CUADRAS QUIROA Carlos	DOM MEX	BLUE	PTS	15:11
		Referee: ARG	POGGI Gerardo	Judge: COL ECU ESA ITA BRA	BARRERA Ivo CARRILLO Clemente LAINEZ Pedro CAMILIS Claudio KENNEDY Jones	R1 R2 R3 R4	4:2 0:2 6:7 1:4
99	Light 60 kg	RED BLUE	UGAS Yordenis LOPES Everton	CUB BRA	RED	PTS	21:8
		Referee: TRI	BECKLES James	Judge: DOM MEX USA ESP ROM	CORDERO Maximo SANDOVAL David McNALLY James TOMAS Juan CITEA Vasile	R1 R2 R3 R4	5:3 6:4 6:1 4:0
100	Welter 69 kg	RED BLUE	LIMA Pedro ANDRADE Demetrius	BRA USA	RED	PTS	7:6
		Referee: ROM	CITEA Vasile	Judge: ARG CAN CUB MEX ESP	POGGI Gerardo RUSSEL Ray del PUERTO Ignacio SANDOVAL David TOMAS Juan	R1 R2 R3 R4	2:0 2:1 1:2 2:3
101	Light Heavy 81 kg	RED BLUE	NAPOLIS Yuciel ALVAREZ Eleider	CUB COL	BLUE	KO	R3 0:29
		Referee: BRA	SILVA Mauro	Judge: ARG BAR DOM TRI ITA	POGGI Gerardo JONES Anthony CORDERO Maximo BECKLES James CAMILIS Claudio	R1 R2 R3	3:1 3:3 1:1

Legend:

PTS	Points	RSC	Referee Stop Contest	NC	No Contest
KO	Knockout	RSCH	Referee Stop Contest - Head blow	WO	Walkover
DSQ	Disqualified	RSCI	Referee Stop Contest - Injured	RET	Retired
BDSQ	Both Disqualified	RSCOS	Referee Stop Contest Outscored	R	Round
JURY	Result determined by Jury votes	CCL	R.S.C. - Compulsory Count Limits		



Session Results

Resultados de la sesión / Resultados da Sessão

Bout	Weight Category	Corner	Name	NOC Code	Winner	Result	Time / PTS / Decision
102	Fly 51 kg	RED	PAYANO Juan Carlos	DOM	BLUE	PTS	12:11
		BLUE	ARROYO McWilliams	PUR			
		Referee: CUB	del PUERTO Ignacio	Judge: CAN	RUSSEL Ray	R1	1:3
				BAR	JONES Anthony	R2	2:4
				COL	BARRERA Ivo	R3	5:3
				ESP	TOMAS Juan	R4	3:2
				BRA	KENNEDY Jones		
103	Feather 57 kg	RED	TORRIENTE Idel	CUB	RED	PTS	7:5
		BLUE	COTTO ROMAN Abner	PUR			
		Referee: USA	McNALLY James	Judge: ECU	CARRILLO Clemente	R1	3:0
				ESA	LAINIZ Pedro	R2	2:2
				MEX	SANDOVAL David	R3	2:2
				ROM	CITEA Vasile	R4	0:1
				BRA	SOUZA Marcela		
104	Light Welter 64 kg	RED	DARGAN Karl	USA	RED	PTS	9:4
		BLUE	GONZALEZ ORTIZ Jonathan	PUR			
		Referee: DOM	CORDERO Maximo	Judge: ARG	POGGI Gerardo	R1	3:4
				CAN	RUSSEL Ray	R2	3:0
				TRI	BECKLES James	R3	1:0
				ITA	CAMILLIS Claudio	R4	2:0
				BRA	SILVA Mauro		
105	Middle 75 kg	RED	NUÑEZ Argenis	DOM	BLUE	PTS	22:5
		BLUE	CORREA Emilio	CUB			
		Referee: PUR	BONET Jose	Judge: BAR	JONES Anthony	R1	1:4
				ESA	LAINIZ Pedro	R2	4:4
				USA	McNALLY James	R3	0:13
				ITA	CAMILLIS Claudio	R4	0:1
				BRA	SOUZA Marcela		
106	Heavy 91 kg	RED	PAYARES JULIO Jose	VEN	BLUE	PTS	11:3
		BLUE	ACOSTA Osmay	CUB			
		Referee: CAN	RUSSEL Ray	Judge: COL	BARRERA Ivo	R1	1:4
				ECU	CARRILLO Clemente	R2	0:2
				MEX	SANDOVAL David	R3	0:3
				TRI	BECKLES James	R4	2:2
				BRA	KENNEDY Jones		
107	Super Heavy +91 kg	RED	RIVAS Oscar	COL	BLUE	PTS	8:4
		BLUE	ALFONSO Robert	CUB			
		Referee: ITA	CAMILLIS Claudio	Judge: DOM	CORDERO Maximo	R1	0:0
				PUR	BONET Jose	R2	1:4
				USA	McNALLY James	R3	3:3
				ROM	CITEA Vasile	R4	0:1
				BRA	SILVA Mauro		

Legend:

PTS	Points	RSC	Referee Stop Contest	NC	No Contest
KO	Knockout	RSCH	Referee Stop Contest - Head blow	WO	Walkover
DSQ	Disqualified	RSCI	Referee Stop Contest - Injured	RET	Retired
BDSQ	Both Disqualified	RSCOS	Referee Stop Contest Outscored	R	Round
JURY	Result determined by Jury votes	CCL	R.S.C. - Compulsory Count Limits		



Tournament Statistics

Estadísticas del Torneo / Estatísticas do Torneio

As of 28 JUL 2007

Weight Category	PTS	RSC	RSCOS	RSCI	RSCH	KO	RET	WO	NC	DSQ	BDSQ	JURY
48 kg	9 90.0%		1 10.0%									
51 kg	9 75.0%	1 8.3%			1 8.3%		1 8.3%					
54 kg	10 90.9%							1 9.1%				
57 kg	10 83.3%						1 8.3%					1 8.3%
60 kg	10 90.9%	1 9.1%										
64 kg	7 77.8%	1 11.1%						1 11.1%				
69 kg	6 75.0%		1 12.5%					1 12.5%				
75 kg	9 90.0%					1 10.0%						
81 kg	6 75.0%				1 12.5%	1 12.5%						
91 kg	6 75.0%				1 12.5%	1 12.5%						
+91 kg	6 75.0%				1 12.5%			1 12.5%				
TOTAL	88 82.2%	3 2.8%	2 1.9%		4 3.7%	3 2.8%	2 1.9%	4 3.7%				1 0.9%

Legend:		
BDSQ	Both Disqualified	DSQ Disqualified
KO	Knockout	NC No Contest
RET	Retired	RSC Referee Stop Contest
RSCI	Referee Stop Contest - Injured	RSCOS Referee Stop Contest Outscored
		JURY Result determined by Jury votes
		PTS Points
		RSCH Referee Stop Contest - Head blow
		WO Walkover



27 JUL 2007

Boxing
Boxeo / Boxe

Light Fly 48 kg
Mosca Ligerero 48 kg / Mosca Ligerero 48 kg

Medallists

Medallista / Medalhistas

Medal	Name	NOC
GOLD	YANEZ Luis	USA - United States
SILVER	BETANCOURT Kevin	VEN - Venezuela
BRONZE	MENDEZ Wilton	DOM - Dominican Republic
BRONZE	ORTIZ ORTI Carlos	PUR - Puerto Rico



28 JUL 2007

Boxing
Boxeo / Boxe

Fly 51 kg
Mosca 51 kg / Mosca 51 kg

Medallists

Medallista / Medalhistas

Medal	Name	NOC
GOLD	ARROYO McWilliams	PUR - Puerto Rico
SILVER	PAYANO Juan Carlos	DOM - Dominican Republic
BRONZE	SALINAS Yoandry	CUB - Cuba
BRONZE	AVILA JUAREZ Braulio	MEX - Mexico



27 JUL 2007

Boxing
Boxeo / Boxe

Bantam 54 kg
Gallo 54 kg / Galo 54 kg

Medallists

Medallista / Medalhistas

Medal	Name	NOC
GOLD	CUADRAS QUIROA Carlos	MEX - Mexico
SILVER	MARRERO Claudio	DOM - Dominican Republic
BRONZE	PEREIRA James Dean	BRA - Brazil
BRONZE	ATWELL Clive	GUY - Guyana



28 JUL 2007

Boxing
Boxeo / Boxe

Feather 57 kg
Pluma 57 kg / Pena 57 kg

Medallists

Medallista / Medalhistas

Medal	Name	NOC
GOLD	TORRIENTE Idel	CUB - Cuba
SILVER	COTTO ROMAN Abner	PUR - Puerto Rico
BRONZE	RIZO Orlando	NCA - Nicaragua
BRONZE	SOUZA Davi	BRA - Brazil



Medallists

Medallista / Medalhistas

Medal	Name	NOC
GOLD	UGAS Yordenis	CUB - Cuba
SILVER	LOPES Everton	BRA - Brazil
BRONZE	RUEDA Luis	ARG - Argentina
BRONZE	PEDRAZA GONZALES Jose	PUR - Puerto Rico



28 JUL 2007

Boxing
Boxeo / Boxe

Light Welter 64 kg
Welter Ligeiro 64 kg / Meio Médio Ligeiro 64 kg

Medallists

Medallista / Medalhistas

Medal	Name	NOC
GOLD	DARGAN Karl	USA - United States
SILVER	GONZALEZ ORTIZ Jonathan	PUR - Puerto Rico
BRONZE	CARVALHO Myke	BRA - Brazil
BRONZE	FISS Inocente	CUB - Cuba



27 JUL 2007

Boxing
Boxeo / Boxe

Welter 69 kg
Welter 69 kg / Meio Médio 69 kg

Medallists

Medallista / Medalhistas

Medal	Name	NOC
GOLD	LIMA Pedro	BRA - Brazil
SILVER	ANDRADE Demetrius	USA - United States
BRONZE	SMITH Ricardo	JAM - Jamaica
BRONZE	CHAVES Diego	ARG - Argentina



Medallists

Medallista / Medalhistas

Medal	Name	NOC
GOLD	CORREA Emilio	CUB - Cuba
SILVER	NUÑEZ Argenis	DOM - Dominican Republic
BRONZE	GANGORA Carlos	ECU - Ecuador
BRONZE	ABREU Glaucelio	BRA - Brazil



27 JUL 2007

Boxing
Boxeo / Boxe

Light Heavy 81 kg
Semipesado 81 kg / Meio Pesado 81 kg

Medallists

Medallista / Medalhistas

Medal	Name	NOC
GOLD	ALVAREZ Eleider	COL - Colombia
SILVER	NAPOLES Yuciel	CUB - Cuba
BRONZE	CASTILLO Julio	ECU - Ecuador
BRONZE	DOWNS Christopher	USA - United States



28 JUL 2007

Boxing

Boxeo / Boxe

Heavy 91 kg

Pesado 91 kg / Pesado 91 kg

Medallists

Medallista / Medalhistas

Medal	Name	NOC
GOLD	ACOSTA Osmay	CUB - Cuba
SILVER	PAYARES JULIO Jose	VEN - Venezuela
BRONZE	LIMA Rafael	BRA - Brazil
BRONZE	QUIÑONEZ Jorge	ECU - Ecuador



28 JUL 2007

Boxing
Boxeo / Boxe

Super Heavy +91 kg
Super Pesado +91 kg / Super Pesado +91 kg

Medallists

Medallista / Medalhistas

Medal	Name	NOC
GOLD	ALFONSO Robert	CUB - Cuba
SILVER	RIVAS Oscar	COL - Colombia
BRONZE	NOGUEIRA Antonio Rogerio	BRA - Brazil
BRONZE	BENCE Didier	CAN - Canada



Medal Standings

posiciones de medallas / Posições das Medalhas

As of 28 JUL 2007

AFTER 11 OF 11 EVENTS

Rank	NOC	Gold	Silver	Bronze	Total	Rank by Total
1	CUB - Cuba	5	1	2	8	=1
2	USA - United States	2	1	1	4	=4
3	PUR - Puerto Rico	1	2	2	5	3
4	BRA - Brazil	1	1	6	8	=1
5	COL - Colombia	1	1		2	=7
6	MEX - Mexico	1		1	2	=7
7	DOM - Dominican Republic		3	1	4	=4
8	VEN - Venezuela		2		2	=7
9	ECU - Ecuador			3	3	6
10	ARG - Argentina			2	2	=7
11	CAN - Canada			1	1	=11
11	GUY - Guyana			1	1	=11
11	JAM - Jamaica			1	1	=11
11	NCA - Nicaragua			1	1	=11
Total:		11	11	22	44	

Bolliche
Bolliche
Bowling



Number of Entries by Noc

Inscripciones por CON / Inscrições por CON

As of 22 JUL 2007

NOC	Men	Women	Total
ARG - Argentina	2	0	2
BAH - Bahamas	2	2	4
BER - Bermuda	2	2	4
BRA - Brazil	2	2	4
CAN - Canada	2	2	4
CHI - Chile	2	2	4
COL - Colombia	2	2	4
CRC - Costa Rica	2	2	4
DOM - Dominican Republic	2	2	4
ECU - Ecuador	2	0	2
ESA - El Salvador	2	2	4
GUA - Guatemala	2	2	4
HON - Honduras	0	2	2
MEX - Mexico	2	2	4
PAN - Panama	0	2	2
PUR - Puerto Rico	2	2	4
USA - United States	2	2	4
VEN - Venezuela	2	2	4
Total: 18	32	32	64



Entry List by Noc

Lista de Inscripciones por CON / Lista de Inscrições por CON

MEN As of 23 JUL 2007

NOC	Name	Code	Date of Birth
ARG - Argentina			
	DALLAROSA Ricardo	6	20 MAY 1975
	LEGNANI Lucas	5	10 NOV 1978
BAH - Bahamas			
	POWELL Lenford	10	5 DEC 1963
	WALLACE Clarence	9	24 MAY 1950
BER - Bermuda			
	MAYCOCK David	13	27 FEB 1984
	SWAN Kevin	14	25 NOV 1959
BRA - Brazil			
	HERMES Rodrigo	4	21 NOV 1982
	REZENDE Fabio	3	6 MAR 1977
CAN - Canada			
	KLASSEN Darren	17	10 SEP 1986
	KOVACK Jason	18	17 MAR 1978
CHI - Chile			
	GALMEZ Harold	21	2 APR 1985
	REYES Adrian	22	13 NOV 1961
COL - Colombia			
	OTALORA Jorge	25	28 AUG 1982
	ROMERO David	26	27 SEP 1960
CRC - Costa Rica			
	MURILLO Marvin	30	7 MAY 1961
	REYNA Alejandro	29	19 NOV 1980
DOM - Dominican Republic			
	RICHARDS Victor	33	3 JUL 1981
	SEBELEN Rolando A.	34	2 APR 1968
ECU - Ecuador			
	BARRIGA Becquer	35	29 MAY 1961
	SAVERIO Diogenes	36	17 SEP 1979



Barra Bowling
Barra Bowling
Barra Bowling

Bowling
Bóliche / Boliche

23 JUL 2007
23:00

Entry List by Noc

Lista de Inscripciones por CON / Lista de Inscrições por CON

MEN As of 23 JUL 2007

NOC	Name	Code	Date of Birth
ESA - El Salvador			
	MERLOS Juan	40	15 JUN 1977
	SANCHEZ Francisco	39	27 DEC 1965
GUA - Guatemala			
	HERRERA Andres	43	9 JAN 1979
	VALDES Jorge	44	12 MAY 1962
MEX - Mexico			
	CRUZ Alejandro	49	1 MAY 1980
	FALCONI Daniel	50	19 JUL 1967
PUR - Puerto Rico			
	COLON Frankie	55	1 JAN 1974
	RODRIGUEZ Luis	56	26 AUG 1975
USA - United States of America			
	PAGE Rhino	60	10 JUL 1983
	SCHAUB Cassidy	59	12 OCT 1983
VEN - Venezuela			
	CHAVEZ Raindey	64	2 JUL 1984
	HERNANDEZ Arturo	63	7 MAY 1958

Entry List by Noc

Lista de Inscripciones por CON / Lista de Inscrições por CON

WOMEN As of 23 JUL 2007

NOC	Name	Code	Date of Birth
BAH - Bahamas			
	SEALY Marie	8	24 JAN 1951
	STURRUP Justina	7	26 OCT 1972
BER - Bermuda			
	INGHAM Bobbie	11	11 OCT 1950
	TUCKER Patrice	12	31 MAR 1966
BRA - Brazil			
	COSTA Jacque	1	5 APR 1964
	SANTOS Roseli	2	14 OCT 1963
CAN - Canada			
	GAUTHIER Lynne	16	27 MAR 1969
	RYAN-CIACH Kerrie	15	1 JAN 1980
CHI - Chile			
	CHESTA Rossana	20	7 JUL 1960
	ROJAS Andrea	19	9 JUL 1967
COL - Colombia			
	GOMEZ Paola	23	16 JAN 1978
	RESTREPO Rocio	24	21 NOV 1987
CRC - Costa Rica			
	DELGADO Viviana	28	26 JAN 1984
	VILLALOBOS Sylvia	27	6 APR 1964
DOM - Dominican Republic			
	GUERRA Aumi	31	5 MAY 1977
	VILAS Paula	32	13 NOV 1988
ESA - El Salvador			
	CADER Marta	38	18 FEB 1942
	GRANILLO Aida	37	13 OCT 1952
GUA - Guatemala			
	GRANDA Sofia	41	1 DEC 1978
	SOTO Ximena	42	15 SEP 1984



Barra Bowling
Barra Bowling
Barra Bowling

Bowling
Bóliche / Boliche

23 JUL 2007
23:00

Entry List by Noc

Lista de Inscripciones por CON / Lista de Inscrições por CON

WOMEN As of 23 JUL 2007

NOC	Name	Code	Date of Birth
HON - Honduras			
	BREVE Maria Elena	46	15 NOV 1981
	VALLE Eloina	45	13 MAR 1971
MEX - Mexico			
	GONGORA Sandra	48	6 OCT 1985
	PEREZ Adriana	47	5 FEB 1980
PAN - Panama			
	CHEN Yvette	52	16 NOV 1965
	de LANCINI Tilcia	51	27 AUG 1966
PUR - Puerto Rico			
	AYALA Michelle	53	22 JUN 1974
	LEON Yoselin	54	31 JUL 1979
USA - United States of America			
	ASBATY Diandra	57	2 AUG 1980
	MILLIGAN Tennelle	58	8 APR 1977
VEN - Venezuela			
	MARCANO Alicia	61	18 FEB 1975
	MARCANO Karen	62	27 JUL 1979

**Barra Bowling**Barra Bowling
Barra Bowling25 JUL 2007
7:30**Bowling**

Bóliche / Boliche

Women's Single

Femenino Individual / Femenino Simples

Qualifying

Clasificatoria / Classificatória

Start List

Lista de salida / Lista de largada

Country	Code	Name
BAH	8	SEALY Marie
BAH	7	STURRUP Justina
BER	11	INGHAM Bobbie
BER	12	TUCKER Patrice
BRA	1	COSTA Jacque
BRA	2	SANTOS Roseli
CAN	16	GAUTHIER Lynne
CAN	15	RYAN-CIACH Kerrie
CHI	20	CHESTA Rossana
CHI	19	ROJAS Andrea
COL	23	GOMEZ Paola
COL	24	RESTREPO Rocio
CRC	28	DELGADO Viviana
CRC	27	VILLALOBOS Sylvia
DOM	31	GUERRA Aumi
DOM	32	VILAS Paula
ESA	38	CADER Marta
ESA	37	GRANILLO Aida
GUA	41	GRANDA Sofia
GUA	42	SOTO Ximena
HON	46	BREVE Maria Elena
HON	45	VALLE Eloina
MEX	48	GONGORA Sandra
MEX	47	PEREZ Adriana
PAN	52	CHEN Yvette
PAN	51	de LANCINI Tilcia
PUR	53	AYALA Michelle
PUR	54	LEON Yoselin
USA	57	ASBATY Diandra
USA	58	MILLIGAN Tennelle
VEN	61	MARCANO Alicia
VEN	62	MARCANO Karen



Barra Bowling
Barra Bowling
Barra Bowling

26 JUL 2007
7:30

Bowling
Bóliche / Boliche

Women's Single
Femenino Individual / Femenino Simples

Eight finals
Octavos de finales / Oitavas de final

Start List

Lista de salida / Lista de largada

Match Code	Bib	NOC Code	Name
1	24	COL	RESTREPO Rocio
	1	BRA	COSTA Jacque
2	48	MEX	GONGORA Sandra
	28	CRC	DELGADO Viviana
3	2	BRA	SANTOS Roseli
	42	GUA	SOTO Ximena
4	41	GUA	GRANDA Sofia
	31	DOM	GUERRA Aumi
5	58	USA	MILLIGAN Tennelle
	15	CAN	RYAN-CIACH Kerrie
6	23	COL	GOMEZ Paola
	47	MEX	PEREZ Adriana
7	16	CAN	GAUTHIER Lynne
	54	PUR	LEON Yoselin
8	57	USA	ASBATY Diandra
	61	VEN	MARCANO Alicia

**Barra Bowling**Barra Bowling
Barra Bowling26 JUL 2007
9:30**Bowling**

Bóliche / Boliche

Women´s Single

Femenino Individual / Femenino Simples

Quarterfinals

Cuartos de finales / Quartas de final

Start List

Lista de salida / Lista de largada

Match Code	Bib	NOC Code	Name
1	1	BRA	COSTA Jacque
	31	DOM	GUERRA Aumi
2	28	CRC	DELGADO Viviana
	23	COL	GOMEZ Paola
3	42	GUA	SOTO Ximena
	58	USA	MILLIGAN Tennelle
4	16	CAN	GAUTHIER Lynne
	61	VEN	MARCANO Alicia

**Barra Bowling**Barra Bowling
Barra Bowling26 JUL 2007
12:30**Bowling**

Bóliche / Boliche

Women´s Single

Femenino Individual / Femenino Simples

Semifinals

Semifinales / Semifinais

Start List

Lista de salida / Lista de largada

Match Code	Bib	NOC Code	Name
1	23	COL	GOMEZ Paola
	61	VEN	MARCANO Alicia
2	58	USA	MILLIGAN Tennelle
	31	DOM	GUERRA Aumi

**Barra Bowling**Barra Bowling
Barra Bowling26 JUL 2007
15:00**Bowling**

Bóliche / Boliche

Women´s Single

Femenino Individual / Femenino Simples

Bronze Medal

Medalla de Bronce / Medalha de Bronze

Start List

Lista de salida / Lista de largada

Match Code	Bib	NOC Code	Name
1	23	COL	GOMEZ Paola
	31	DOM	GUERRA Aumi

**Barra Bowling**Barra Bowling
Barra Bowling26 JUL 2007
17:00**Bowling**

Bóliche / Boliche

Women´s Single

Femenino Individual / Femenino Simples

Final

Final / Final

Start List

Lista de salida / Lista de largada

Match Code	Bib	NOC Code	Name
1	61	VEN	MARCANO Alicia
	58	USA	MILLIGAN Tennelle



Results

Resultados / Resultados

Rank	Bib	Name	NOC Code	G1	G2	G3	G4	G5	G6	G7	G8	Total	Diff.
1	24	RESTREPO Rocio	COL	219	225	206	189	225	224	208	237	1733	0
2	48	GONGORA Sandra	MEX	247	243	181	190	192	195	280	201	1729	4
3	2	SANTOS Roseli	BRA	180	181	167	211	224	257	268	212	1700	33
4	41	GRANDA Sofia	GUA	187	184	180	238	209	222	212	246	1678	55
5	58	MILLIGAN Tennelle	USA	195	205	188	249	254	194	225	152	1662	71
6	23	GOMEZ Paola	COL	216	245	180	243	172	215	184	206	1661	72
7	16	GAUTHIER Lynne	CAN	214	213	214	202	207	212	172	218	1652	81
8	57	ASBATY Diandra	USA	210	192	197	236	257	156	191	198	1637	96
9	61	MARCANO Alicia	VEN	183	199	215	206	196	177	202	258	1636	97
10	54	LEON Yoselin	PUR	185	189	170	207	208	215	213	246	1633	100
11	47	PEREZ Adriana	MEX	192	215	188	161	193	247	206	226	1628	105
12	15	RYAN-CIACH Kerrie	CAN	191	185	204	194	205	183	216	214	1592	141
13	31	GUERRA Aumi	DOM	205	221	156	186	200	175	207	237	1587	146
14	42	SOTO Ximena	GUA	182	192	191	201	191	180	235	212	1584	149
15	28	DELGADO Viviana	CRC	201	192	171	171	249	204	193	191	1572	161
16	1	COSTA Jacque	BRA	192	199	228	182	193	148	198	225	1565	168
17	52	CHEN Yvette	PAN	159	224	224	181	176	193	217	168	1542	191
18	51	de LANCINI Tilcia	PAN	189	164	221	182	172	195	210	202	1535	198
19	53	AYALA Michelle	PUR	202	215	176	189	191	162	196	203	1534	199
20	62	MARCANO Karen	VEN	167	173	177	171	169	207	227	235	1526	207
21	12	TUCKER Patrice	BER	195	163	186	201	203	199	171	204	1522	211
22	32	VILAS Paula	DOM	191	161	178	206	178	196	200	173	1483	250
23	19	ROJAS Andrea	CHI	182	193	199	159	171	176	180	217	1477	256
24	11	INGHAM Bobbie	BER	159	170	191	208	212	144	205	156	1445	288
25	38	CADER Marta	ESA	181	191	163	168	202	194	177	162	1438	295
26	7	STURRUP Justina	BAH	170	167	131	223	148	245	184	166	1434	299
27	27	VILLALOBOS Sylvia	CRC	189	192	188	163	180	168	181	168	1429	304
28	8	SEALY Marie	BAH	172	150	246	173	192	163	153	162	1411	322
29	37	GRANILLO Aida	ESA	184	181	197	180	133	152	176	190	1393	340
30	45	VALLE Eloina	HON	171	158	184	188	201	167	151	162	1382	351
31	20	CHESTA Rossana	CHI	192	182	185	184	186	127	157	165	1378	355
32	46	BREVE Maria Elena	HON	202	136	184	181	165	134	184	160	1346	387

Legend:

Diff Difference

G Game

Results

Resultados / Resultados

Match Code	Rank	Bib	NOC Code	Name	G1	G2	G3	Total
1	2	24	COL	RESTREPO Rocio	157	224	202	583
	1	1	BRA	COSTA Jacque	234	173	200	607
2	2	48	MEX	GONGORA Sandra	206	147	204	557
	1	28	CRC	DELGADO Viviana	176	194	197	567
3	2	2	BRA	SANTOS Roseli	173	171	189	533
	1	42	GUA	SOTO Ximena	134	232	184	550
4	2	41	GUA	GRANDA Sofia	208	184	178	570
	1	31	DOM	GUERRA Aumi	185	234	221	640
5	1	58	USA	MILLIGAN Tennelle	257	236	234	727
	2	15	CAN	RYAN-CIACH Kerrie	194	212	175	581
6	1	23	COL	GOMEZ Paola	204	215	225	644
	2	47	MEX	PEREZ Adriana	211	189	190	590
7	1	16	CAN	GAUTHIER Lynne	212	234	179	625
	2	54	PUR	LEON Yoselin	173	211	172	556
8	2	57	USA	ASBATY Diandra	237	166	170	573
	1	61	VEN	MARCANO Alicia	181	234	221	636



Barra Bowling
Barra Bowling
Barra Bowling

26 JUL 2007
9:30

Bowling
Bóliche / Boliche

Women´s Single
Femenino Individual / Femenino Simples

Quarterfinals
Cuartos de finales / Quartas de final

Results

Resultados / Resultados

Match Code	Rank	Bib	NOC Code	Name	G1	G2	G3	Total
1	2	1	BRA	COSTA Jacque	179	201	204	584
	1	31	DOM	GUERRA Aumi	197	210	205	612
2	2	28	CRC	DELGADO Viviana	194	170	176	540
	1	23	COL	GOMEZ Paola	205	156	206	567
3	2	42	GUA	SOTO Ximena	175	182	173	530
	1	58	USA	MILLIGAN Tennelle	229	203	238	670
4	2	16	CAN	GAUTHIER Lynne	195	232	226	653
	1	61	VEN	MARCANO Alicia	225	236	222	683

**Barra Bowling**Barra Bowling
Barra Bowling26 JUL 2007
12:30**Bowling**

Bóliche / Bóliche

Women's Single

Femenino Individual / Femenino Simples

Semifinals

Semifinales / Semifinais

Results

Resultados / Resultados

Match Code	Rank	Bib	NOC Code	Name	G1	G2	G3
1	2	23	COL	GOMEZ Paola	240	187	193
	1	61	VEN	MARCANO Alicia	248	178	210
2	1	58	USA	MILLIGAN Tennelle	180	244	200
	2	31	DOM	GUERRA Aumi	224	158	150

**Barra Bowling**Barra Bowling
Barra Bowling26 JUL 2007
15:00**Bowling**

Bóliche / Boliche

Women's Single

Femenino Individual / Femenino Simples

Bronze Medal

Medalla de Bronce / Medalha de Bronze

Results

Resultados / Resultados

Match Code	Rank	Bib	NOC Code	Name	G1	G2	G3
1	2	23	COL	GOMEZ Paola	183	202	0
	1	31	DOM	GUERRA Aumi	212	205	0



Barra Bowling
Barra Bowling
Barra Bowling

26 JUL 2007
17:00

Bowling
Bóliche / Boliche

Women's Single
Femenino Individual / Femenino Simples

Final
Final / Final

Results

Resultados / Resultados

Match Code	Rank	Bib	NOC Code	Name	G1	G2	G3
1	2	61	VEN	MARCANO Alicia	160	267	204
	1	58	USA	MILLIGAN Tennelle	256	214	212



Barra Bowling

Barra Bowling
Barra Bowling

25 JUL 2007
7:30

Bowling

Bóliche / Bóliche

Women´s Single

Femenino Individual / Femenino Simples

Medallists

Medallistas / Medalhistas

THU 26 JUL 2007

Medal	Name	NOC
GOLD	MILLIGAN Tennelle	USA - United States of America
SILVER	MARCANO Alicia	VEN - Venezuela
BRONZE	GUERRA Aumi	DOM - Dominican Republic



Start List

Lista de salida / Lista de largada

Country	Code	Name
BAH	7	STURRUP Justina
	8	SEALY Marie
BER	11	INGHAM Bobbie
	12	TUCKER Patrice
BRA	1	COSTA Jacque
	2	SANTOS Roseli
CAN	15	RYAN-CIACH Kerrie
	16	GAUTHIER Lynne
CHI	19	ROJAS Andrea
	20	CHESTA Rossana
COL	23	GOMEZ Paola
	24	RESTREPO Rocio
CRC	27	VILLALOBOS Sylvia
	28	DELGADO Viviana
DOM	31	GUERRA Aumi
	32	VILAS Paula
ESA	37	GRANILLO Aida
	38	CADER Marta
GUA	41	GRANDA Sofia
	42	SOTO Ximena
HON	45	VALLE Eloina
	46	BREVE Maria Elena
MEX	47	PEREZ Adriana
	48	GONGORA Sandra
PAN	51	de LANCINI Tilcia
	52	CHEN Yvette
PUR	53	AYALA Michelle
	54	LEON Yoselin
USA	57	ASBATY Diandra
	58	MILLIGAN Tennelle
VEN	61	MARCANO Alicia
	62	MARCANO Karen



Results

Resultados / Resultados

Rank	Bib	Country/Name	G1	G2	G3	G4	G5	G6	G7	G8	G9	G10	G11	G12	Total	Grand Total	Diff.
1		USA														5356	0
	57	ASBATY Diandra	220	226	227	247	205	234	258	211	225	206	241	257	2757		
	58	MILLIGAN Tennelle	169	202	247	204	226	222	225	180	194	221	210	299	2599		
2		PUR														4969	387
	53	AYALA Michelle	199	239	231	198	194	182	213	194	163	226	245	205	2489		
	54	LEON Yoselin	204	194	188	192	191	234	215	247	236	185	184	210	2480		
3		MEX														4935	421
	47	PEREZ Adriana	169	181	212	165	202	221	174	216	219	172	206	258	2395		
	48	GONGORA Sandra	176	267	244	204	238	164	192	203	225	225	181	221	2540		
4		BRA														4874	482
	1	COSTA Jacque	170	184	209	182	169	254	198	268	238	205	193	207	2477		
	2	SANTOS Roseli	162	185	207	177	169	160	225	246	184	228	247	207	2397		
5		COL														4838	518
	23	GOMEZ Paola	164	187	194	245	152	195	220	202	186	215	203	237	2400		
	24	RESTREPO Rocio	185	171	176	199	186	204	204	236	238	245	190	204	2438		
6		CAN														4833	523
	15	RYAN-CIACH Kerrie	214	205	194	192	162	208	211	192	182	223	185	195	2363		
	16	GAUTHIER Lynne	198	225	223	191	191	204	204	183	213	211	203	224	2470		
7		GUA														4821	535
	41	GRANDA Sofia	200	235	186	203	191	189	208	185	267	258	193	214	2529		
	42	SOTO Ximena	224	181	211	225	174	204	137	191	182	227	160	176	2292		
8		VEN														4750	606
	61	MARCANO Alicia	184	160	167	215	213	203	200	183	155	212	225	191	2308		
	62	MARCANO Karen	184	176	171	221	178	183	216	225	225	225	214	224	2442		
9		PAN														4700	656
	51	de LANCINI Tilcia	183	200	200	179	181	190	248	192	248	175	157	203	2356		
	52	CHEN Yvette	173	226	225	190	279	239	155	142	173	144	212	186	2344		
10		DOM														4547	809
	31	GUERRA Aumi	203	176	233	168	187	224	173	178	152	161	194	177	2226		
	32	VILAS Paula	174	193	203	208	244	212	194	193	217	211	146	126	2321		
11		HON														4339	1017
	45	VALLE Eloina	192	171	185	200	152	191	231	165	138	160	205	196	2186		
	46	BREVE Maria Elena	154	206	191	166	196	156	181	200	203	153	178	169	2153		
12		BER														4307	1049
	11	INGHAM Bobbie	232	175	176	147	135	193	211	147	214	183	190	194	2197		
	12	TUCKER Patrice	212	154	156	178	175	190	137	149	189	179	232	159	2110		
13		CRC														4266	1090
	27	VILLALOBOS Sylvia	146	178	172	226	158	169	144	180	200	195	144	161	2073		
	28	DELGADO Viviana	175	227	178	189	215	158	181	180	170	187	150	183	2193		



Barra Bowling
Barra Bowling
Barra Bowling

23 JUL 2007
15:00

Bowling
Bóliche / Boliche

Women's Doubles
Femenino Dobles / Femenino Duplas

Final
Final / Final

Results

Resultados / Resultados

Rank	Bib	Country/Name	G1	G2	G3	G4	G5	G6	G7	G8	G9	G10	G11	G12	Total	Grand Total	Diff.
14		ESA														4222	1134
	37	GRANILLO Aida	183	182	168	175	187	190	148	218	176	144	175	198	2144		
	38	CADER Marta	169	182	160	171	182	164	166	148	166	206	194	170	2078		
15		CHI														4215	1141
	19	ROJAS Andrea	136	181	166	208	164	202	162	192	210	190	189	189	2189		
	20	CHESTA Rossana	148	175	182	175	159	162	173	178	161	173	159	181	2026		
16		BAH														3829	1527
	7	STURRUP Justina	166	196	147	151	159	144	185	151	119	123	138	151	1830		
	8	SEALY Marie	180	177	150	171	189	183	157	132	123	151	176	210	1999		

Legend:

Diff Difference

G Game



Barra Bowling
Barra Bowling
Barra Bowling

23 JUL 2007
15:00

Bowling
Bóliche / Boliche

Women's Doubles
Femenino Dobles / Femenino Duplas

Medallists

Medallistas / Medalhistas

TUE 24 JUL 2007

Medal	NOC	Names
GOLD	USA - United States of America	ASBATY Diandra MILLIGAN Tennelle
SILVER	PUR - Puerto Rico	AYALA Michelle LEON Yoselin
BRONZE	MEX - Mexico	GONGORA Sandra PEREZ Adriana

**Barra Bowling**Barra Bowling
Barra Bowling25 JUL 2007
11:00**Bowling**

Bóliche / Boliche

Men's Single

Masculino Individual / Masculino Simples

Qualifying

Clasificatoria / Classificatória

Start List

Lista de salida / Lista de largada

Country	Code	Name
ARG	6	DALLAROSA Ricardo
ARG	5	LEGNANI Lucas
BAH	10	POWELL Lenford
BAH	9	WALLACE Clarence
BER	13	MAYCOCK David
BER	14	SWAN Kevin
BRA	4	HERMES Rodrigo
BRA	3	REZENDE Fabio
CAN	17	KLASSEN Darren
CAN	18	KOVACK Jason
CHI	21	GALMEZ Harold
CHI	22	REYES Adrian
COL	25	OTALORA Jorge
COL	26	ROMERO David
CRC	30	MURILLO Marvin
CRC	29	REYNA Alejandro
DOM	33	RICHARDS Victor
DOM	34	SEBELEN Rolando A.
ECU	35	BARRIGA Becquer
ECU	36	SAVERIO Diogenes
ESA	40	MERLOS Juan
ESA	39	SANCHEZ Francisco
GUA	43	HERRERA Andres
GUA	44	VALDES Jorge
MEX	49	CRUZ Alejandro
MEX	50	FALCONI Daniel
PUR	55	COLON Frankie
PUR	56	RODRIGUEZ Luis
USA	60	PAGE Rhino
USA	59	SCHAUB Cassidy
VEN	64	CHAVEZ Raindey
VEN	63	HERNANDEZ Arturo



Barra Bowling
Barra Bowling
Barra Bowling

26 JUL 2007
7:30

Bowling
Bóliche / Boliche

Men's Single
Masculino Individual / Masculino Simples

Eight finals
Octavos de finales / Oitavas de final

Start List

Lista de salida / Lista de largada

Match Code	Bib	NOC Code	Name
1	5	ARG	LEGNANI Lucas
	21	CHI	GALMEZ Harold
2	60	USA	PAGE Rhino
	55	PUR	COLON Frankie
3	50	MEX	FALCONI Daniel
	17	CAN	KLASSEN Darren
4	29	CRC	REYNA Alejandro
	18	CAN	KOVACK Jason
5	4	BRA	HERMES Rodrigo
	64	VEN	CHAVEZ Raindey
6	56	PUR	RODRIGUEZ Luis
	25	COL	OTALORA Jorge
7	34	DOM	SEBELEN Rolando A.
	63	VEN	HERNANDEZ Arturo
8	59	USA	SCHAUB Cassidy
	13	BER	MAYCOCK David



Barra Bowling
Barra Bowling
Barra Bowling

26 JUL 2007
9:30

Bowling
Bóliche / Boliche

Men's Single
Masculino Individual / Masculino Simples

Quarterfinals
Cuartos de finales / Quartas de final

Start List

Lista de salida / Lista de largada

Match Code	Bib	NOC Code	Name
1	59	USA	SCHAUB Cassidy
	50	MEX	FALCONI Daniel
2	60	USA	PAGE Rhino
	34	DOM	SEBELEN Rolando A.
3	64	VEN	CHAVEZ Raindey
	5	ARG	LEGNANI Lucas
4	18	CAN	KOVACK Jason
	56	PUR	RODRIGUEZ Luis



Barra Bowling
Barra Bowling
Barra Bowling

26 JUL 2007
12:30

Bowling
Bóliche / Boliche

Men's Single
Masculino Individual / Masculino Simples

Semifinals
Semifinales / Semifinais

Start List

Lista de salida / Lista de largada

Match Code	Bib	NOC Code	Name
1	50	MEX	FALCONI Daniel
	18	CAN	KOVACK Jason
2	60	USA	PAGE Rhino
	5	ARG	LEGNANI Lucas



Barra Bowling
Barra Bowling
Barra Bowling

26 JUL 2007
15:00

Bowling
Bóliche / Boliche

Men's Single
Masculino Individual / Masculino Simples

Bronze Medal
Medalla de Bronce / Medalha de Bronze

Start List

Lista de salida / Lista de largada

Match Code	Bib	NOC Code	Name
1	18	CAN	KOVACK Jason
	5	ARG	LEGNANI Lucas



Results

Resultados / Resultados

Rank	Bib Name	NOC Code	G1	G2	G3	G4	G5	G6	G7	G8	Total	Diff.
1	5 LEGNANI Lucas	ARG	244	209	235	220	255	243	223	223	1852	0
2	60 PAGE Rhino	USA	178	231	203	244	192	226	290	246	1810	42
3	50 FALCONI Daniel	MEX	266	193	203	213	232	238	226	215	1786	66
4	29 REYNA Alejandro	CRC	226	191	223	243	202	232	237	183	1737	115
5	4 HERMES Rodrigo	BRA	238	213	204	223	192	207	245	203	1725	127
6	56 RODRIGUEZ Luis	PUR	195	200	246	222	189	181	236	231	1700	152
7	34 SEBELEN Rolando A.	DOM	159	193	253	244	192	224	214	217	1696	156
8	59 SCHAUB Cassidy	USA	214	216	204	246	167	210	247	191	1695	157
9	13 MAYCOCK David	BER	211	200	201	233	185	246	219	192	1687	165
10	63 HERNANDEZ Arturo	VEN	236	189	207	183	216	215	216	201	1663	189
11	25 OTALORA Jorge	COL	166	224	212	203	197	208	209	244	1663	189
12	64 CHAVEZ Raindey	VEN	199	204	145	236	222	215	238	197	1656	196
13	18 KOVACK Jason	CAN	225	212	216	183	202	182	176	257	1653	199
14	17 KLASSEN Darren	CAN	211	161	155	199	223	217	287	196	1649	203
15	55 COLON Frankie	PUR	214	211	193	179	170	193	280	203	1643	209
16	21 GALMEZ Harold	CHI	158	192	175	193	222	252	210	232	1634	218
17	49 CRUZ Alejandro	MEX	214	194	210	168	237	184	194	222	1623	229
18	6 DALLAROSA Ricardo	ARG	161	190	197	177	235	213	178	244	1595	257
19	26 ROMERO David	COL	180	215	182	171	168	236	211	223	1586	266
20	44 VALDES Jorge	GUA	188	189	202	214	184	203	152	245	1577	275
21	43 HERRERA Andres	GUA	184	172	238	186	207	212	183	194	1576	276
22	33 RICHARDS Victor	DOM	125	195	210	200	206	195	207	226	1564	288
23	3 REZENDE Fabio	BRA	213	160	178	196	237	203	178	184	1549	303
24	39 SANCHEZ Francisco	ESA	155	199	226	199	205	209	183	172	1548	304
25	35 BARRIGA Becquer	ECU	204	186	189	207	204	157	206	180	1533	319
26	40 MERLOS Juan	ESA	197	188	193	194	183	190	178	170	1493	359
27	9 WALLACE Clarence	BAH	171	195	184	222	160	163	219	168	1482	370
28	30 MURILLO Marvin	CRC	195	181	185	179	199	191	168	177	1475	377
29	36 SAVERIO Diogenes	ECU	139	174	234	143	194	188	180	211	1463	389
30	22 REYES Adrian	CHI	183	171	185	237	152	170	168	180	1446	406
31	10 POWELL Lenford	BAH	194	171	154	169	210	178	162	188	1426	426
32	14 SWAN Kevin	BER	190	226	167	168	187	132	190	136	1396	456

Legend:

Diff Difference

G Game



Barra Bowling
Barra Bowling
Barra Bowling

26 JUL 2007
7:30

Bowling
Bóliche / Boliche

Men's Single
Masculino Individual / Masculino Simples

Eight finals
Octavos de finales / Oitavas de final

Results

Resultados / Resultados

Match Code	Rank	Bib	NOC Code	Name	G1	G2	G3	Total
1	1	5	ARG	LEGNANI Lucas	222	222	180	624
	2	21	CHI	GALMEZ Harold	195	171	225	591
2	1	60	USA	PAGE Rhino	254	247	245	746
	2	55	PUR	COLON Frankie	245	190	190	625
3	1	50	MEX	FALCONI Daniel	198	194	206	598
	2	17	CAN	KLASSEN Darren	182	192	177	551
4	2	29	CRC	REYNA Alejandro	220	204	218	642
	1	18	CAN	KOVACK Jason	205	236	205	646
5	2	4	BRA	HERMES Rodrigo	194	172	182	548
	1	64	VEN	CHAVEZ Raindey	201	220	216	637
6	1	56	PUR	RODRIGUEZ Luis	203	232	184	619
	2	25	COL	OTALORA Jorge	199	172	175	546
7	1	34	DOM	SEBELEN Rolando A.	188	194	204	586
	1	63	VEN	HERNANDEZ Arturo	204	170	212	586
8	1	59	USA	SCHAUB Cassidy	195	214	269	678
	2	13	BER	MAYCOCK David	171	195	203	569



Barra Bowling
Barra Bowling
Barra Bowling

26 JUL 2007
9:30

Bowling
Bóliche / Boliche

Men's Single
Masculino Individual / Masculino Simples

Quarterfinals
Cuartos de finales / Quartas de final

Results

Resultados / Resultados

Match Code	Rank	Bib	NOC Code	Name	G1	G2	G3	Total
1	2	59	USA	SCHAUB Cassidy	178	189	172	539
	1	50	MEX	FALCONI Daniel	214	204	170	588
2	1	60	USA	PAGE Rhino	225	237	191	653
	2	34	DOM	SEBELEN Rolando A.	214	191	227	632
3	2	64	VEN	CHAVEZ Raindey	193	224	200	617
	1	5	ARG	LEGNANI Lucas	258	226	183	667
4	1	18	CAN	KOVACK Jason	204	278	205	687
	2	56	PUR	RODRIGUEZ Luis	191	193	222	606

**Barra Bowling**Barra Bowling
Barra Bowling26 JUL 2007
12:30**Bowling**

Bóliche / Boliche

Men's Single

Masculino Individual / Masculino Simples

Semifinals

Semifinales / Semifinais

Results

Resultados / Resultados

Match Code	Rank	Bib	NOC Code	Name	G1	G2	G3
1	1	50	MEX	FALCONI Daniel	214	212	0
	2	18	CAN	KOVACK Jason	198	205	0
2	1	60	USA	PAGE Rhino	223	279	217
	2	5	ARG	LEGNANI Lucas	247	279	186



Barra Bowling
Barra Bowling
Barra Bowling

26 JUL 2007
15:00

Bowling
Bóliche / Boliche

Men's Single
Masculino Individual / Masculino Simples

Bronze Medal
Medalla de Bronce / Medalha de Bronze

Results

Resultados / Resultados

Match Code	Rank	Bib	NOC Code	Name	G1	G2	G3
1	2	18	CAN	KOVACK Jason	197	202	0
	1	5	ARG	LEGNANI Lucas	209	210	0



Barra Bowling
Barra Bowling
Barra Bowling

26 JUL 2007
18:30

Bowling
Bóliche / Boliche

Men's Single
Masculino Individual / Masculino Simples

Final
Final / Final

Results

Resultados / Resultados

Match Code	Rank	Bib	NOC Code	Name	G1	G2	G3
1	2	50	MEX	FALCONI Daniel	191	265	184
	1	60	USA	PAGE Rhino	234	233	256



Barra Bowling
Barra Bowling
Barra Bowling

25 JUL 2007
11:00

Bowling
Bóliche / Boliche

Men's Single
Masculino Individual / Masculino Simples

Medallists

Medallistas / Medalhistas

THU 26 JUL 2007

Medal	Name	NOC
GOLD	PAGE Rhino	USA - United States of America
SILVER	FALCONI Daniel	MEX - Mexico
BRONZE	LEGNANI Lucas	ARG - Argentina



Barra Bowling
Barra Bowling
Barra Bowling

23 JUL 2007
10:00

Bowling
Bóliche / Boliche

Men's Doubles
Masculino Dobles / Masculino Duplas

Final
Final / Final

Start List

Lista de salida / Lista de largada

Country	Code	Name
ARG	5	LEGNANI Lucas
	6	DALLAROSA Ricardo
BAH	9	WALLACE Clarence
	10	POWELL Lenford
BER	13	MAYCOCK David
	14	SWAN Kevin
BRA	3	REZENDE Fabio
	4	HERMES Rodrigo
CAN	17	KLASSEN Darren
	18	KOVACK Jason
CHI	21	GALMEZ Harold
	22	REYES Adrian
COL	25	OTALORA Jorge
	26	ROMERO David
CRC	29	REYNA Alejandro
	30	MURILLO Marvin
DOM	33	RICHARDS Victor
	34	SEBELEN Rolando A.
ECU	35	BARRIGA Becquer
	36	SAVERIO Diogenes
ESA	39	SANCHEZ Francisco
	40	MERLOS Juan
GUA	43	HERRERA Andres
	44	VALDES Jorge
MEX	49	CRUZ Alejandro
	50	FALCONI Daniel
PUR	55	COLON Frankie
	56	RODRIGUEZ Luis
USA	59	SCHAUB Cassidy
	60	PAGE Rhino
VEN	63	HERNANDEZ Arturo
	64	CHAVEZ Raindey

Results

Resultados / Resultados

Rank	Bib	Country/Name	G1	G2	G3	G4	G5	G6	G7	G8	G9	G10	G11	G12	Total	Grand Total	Diff.
1		USA														5260	0
	59	SCHAUB Cassidy	244	232	212	189	182	213	246	197	217	217	188	176	2513		
	60	PAGE Rhino	201	269	228	233	232	183	259	269	201	200	225	247	2747		
2		BRA														5102	158
	3	REZENDE Fabio	193	237	195	201	190	235	225	222	227	206	231	222	2584		
	4	HERMES Rodrigo	188	204	226	206	246	191	195	181	224	210	259	188	2518		
3		DOM														5048	212
	33	RICHARDS Victor	202	199	227	177	165	177	220	215	215	225	222	164	2408		
	34	SEBELEN Rolando A.	221	276	197	174	201	202	227	236	214	233	180	279	2640		
4		PUR														5047	213
	55	COLON Frankie	188	226	217	191	232	213	172	203	239	247	185	208	2521		
	56	RODRIGUEZ Luis	237	187	211	197	216	191	224	227	201	200	200	235	2526		
5		ARG														4976	284
	5	LEGNANI Lucas	279	189	179	259	200	169	209	213	235	195	228	196	2551		
	6	DALLAROSA Ricardo	206	218	168	192	190	159	190	226	232	225	212	207	2425		
6		MEX														4962	298
	49	CRUZ Alejandro	257	213	213	210	202	200	177	144	213	210	216	203	2458		
	50	FALCONI Daniel	208	214	181	227	201	195	204	220	224	177	227	226	2504		
7		VEN														4936	324
	63	HERNANDEZ Arturo	186	191	238	244	236	169	202	193	237	186	196	187	2465		
	64	CHAVEZ Raindey	192	150	235	212	215	191	229	164	191	213	235	244	2471		
8		GUA														4881	379
	43	HERRERA Andres	203	203	182	204	248	178	211	174	224	194	238	140	2399		
	44	VALDES Jorge	193	236	195	193	253	209	206	215	231	160	188	203	2482		
9		COL														4854	406
	25	OTALORA Jorge	228	200	157	195	205	221	161	193	153	217	200	202	2332		
	26	ROMERO David	224	179	192	194	202	193	265	199	227	220	206	221	2522		
10		CHI														4728	532
	21	GALMEZ Harold	204	182	277	191	235	247	215	232	203	194	215	236	2631		
	22	REYES Adrian	204	160	204	191	167	160	171	136	144	199	158	203	2097		
11		CRC														4721	539
	29	REYNA Alejandro	218	205	212	179	215	175	235	213	238	223	229	227	2569		
	30	MURILLO Marvin	189	192	169	199	194	181	179	159	151	153	182	204	2152		
12		CAN														4689	571
	17	KLASSEN Darren	154	213	193	196	211	167	211	177	226	171	188	154	2261		
	18	KOVACK Jason	190	171	191	189	233	203	236	226	213	184	191	201	2428		
13		ECU														4511	749
	35	BARRIGA Becquer	223	192	168	183	183	215	188	156	189	182	154	181	2214		
	36	SAVERIO Diogenes	195	163	169	226	175	165	202	211	233	178	188	192	2297		



Barra Bowling
Barra Bowling
Barra Bowling

23 JUL 2007
10:00

Bowling
Bóliche / Boliche

Men's Doubles
Masculino Dobles / Masculino Duplas

Final
Final / Final

Results

Resultados / Resultados

Rank	Bib	Country/Name	G1	G2	G3	G4	G5	G6	G7	G8	G9	G10	G11	G12	Total	Grand Total	Diff.
14		ESA														4459	801
	39	SANCHEZ Francisco	181	166	180	172	202	184	198	181	193	131	200	190	2178		
	40	MERLOS Juan	205	213	182	177	198	172	209	203	167	182	174	199	2281		
15		BAH														4449	811
	9	WALLACE Clarence	190	170	213	192	186	156	157	170	186	191	174	208	2193		
	10	POWELL Lenford	174	164	182	167	204	191	163	193	163	256	212	187	2256		
16		BER														4434	826
	13	MAYCOCK David	188	198	165	234	169	169	196	203	166	204	166	225	2283		
	14	SWAN Kevin	235	171	201	208	149	168	178	169	167	163	200	142	2151		

Legend:

Diff Difference

G Game



Barra Bowling
Barra Bowling
Barra Bowling

26 JUL 2007
18:30

Bowling
Bóliche / Boliche

Men's Single
Masculino Individual / Masculino Simples

Final
Final / Final

Start List

Lista de salida / Lista de largada

Match Code	Bib	NOC Code	Name
1	50	MEX	FALCONI Daniel
	60	USA	PAGE Rhino

**Barra Bowling**Barra Bowling
Barra Bowling23 JUL 2007
10:00**Bowling**

Bóliche / Boliche

Men's Doubles

Masculino Dobles / Masculino Duplas

Medallists

Medallistas / Medalhistas

TUE 24 JUL 2007

Medal	NOC	Names
GOLD	USA - United States of America	PAGE Rhino SCHAUB Cassidy
SILVER	BRA - Brazil	HERMES Rodrigo REZENDE Fabio
BRONZE	DOM - Dominican Republic	RICHARDS Victor SEBELEN Rolando A.

Medal Standings

Posiciones de medallas / Posições das Medalhas

AFTER 4 OF 4 EVENTS

As of 27 JUL 2007

Rank	NOC	Men				Women				Total				Rank By Total
		G	S	B	Tot	G	S	B	Tot	G	S	B	Tot	
1	USA - United States of America	2			2	2			2	4			4	1
2	MEX - Mexico		1		1			1	1		1	1	2	=2
3	BRA - Brazil		1		1						1		1	=4
3	PUR - Puerto Rico						1		1		1		1	=4
3	VEN - Venezuela						1		1		1		1	=4
6	DOM - Dominican Republic			1	1			1	1			2	2	=2
7	ARG - Argentina			1	1							1	1	=4
Total		2	2	2	6	2	2	2	6	4	4	4	12	

Legend:

G Gold **S** Silver **B** Bronze **Tot** Total
 '=' Equal sign indicates that two or more NOCs share the same rank by total

Canoagem Velocidade
Canotaje Velocidad
Canoe Flatwater





ENTRY LIST BY NOC

Lista de Inscrições por CON / Lista de Inscripciones por CON.

NOC	Name	Bib Number	Event Code	Date of Birth	
ARG- Argentina	BERGERO Juan Pablo	2	K2 1000m M K2 500m M	23 JUL 1983	
	CORREA Miguel	1	K1 1000m M K1 500m M K4 1000m M	11 OCT 1983	
	DALBO Daniel	4	K4 1000m M	08 SEP 1987	
	de TORRES Pablo	3	K2 1000m M K2 500m M	14 APR 1984	
	EVANS Gustavo	11	K4 1000m M	06 MAY 1983	
	FEIJOO Pablo	6	C2 1000m M C2 500m M	02 APR 1975	
	NIVEIRO Leonardo	5	C1 1000m M C1 500m M C2 1000m M C2 500m M	10 OCT 1983	
	SALLETTE Roberto	12	K4 1000m M	01 APR 1987	
	CODARIN Marcela	8	K2 500m W K4 500m W	22 FEB 1984	
	COLLUEQUE Cecilia	7	K4 500m W	13 DEC 1983	
	FONTANINI Estefania	13	K4 500m W	14 FEB 1988	
	LAURO Fernanda	10	K1 500m W K2 500m W	02 DEC 1978	
	MOLINARI Ines	9	K4 500m W	08 MAY 1986	
	BOL- Bolivia	RAMOS Hebert	14	C1 1000m M C1 500m M	04 FEB 1978
		GUZMAN Amparo	121	K1 500m W	15 AUG 1990
		BRA- Brazil	BITENCOURT Givago	25	K2 1000m M
CAMPOS Carlos	20		K2 500m M K4 1000m M	05 JUL 1978	
CUATTRIN Sebastian	22		K1 1000m M K4 1000m M	06 SEP 1973	
ISAIAS da SILVA Edson	26		K1 500m M K4 1000m M	25 MAR 1982	
MAHELER Roberto	19		K2 500m M K4 1000m M	25 JAN 1985	
MAIA de OLIVEIRA Jonatan	21		K2 1000m M	17 JAN 1986	
MORENO Wladimir	24		C2 1000m M C2 500m M	25 JAN 1983	
NASCIMENTO Vilson	23		C2 1000m M C2 500m M	11 MAY 1985	
SANTOS de JESUS Nivalter	28		C1 1000m M C1 500m M	17 SEP 1987	
ALVAREZ Daniela	18		K4 500m W	21 APR 1982	
CESAR PINTO Ariela	17		K2 500m W K4 500m W	03 MAR 1982	
de SANTI RECH Luana	15		K4 500m W	09 JAN 1991	
PEREIRA Naiane	27		K1 500m W K2 500m W K4 500m W	05 JUL 1983	



ENTRY LIST BY NOC

Lista de Inscrições por CON / Lista de Inscripciones por CON.

NOC	Name	Bib Number	Event Code	Date of Birth	
CAN- Canada	ANDISON Jamie	41	C2 1000m M C2 500m M	18 MAR 1986	
	BORDELEAU Jeremy	33	K4 1000m M	30 APR 1987	
	CORBETT Colin	31	K2 1000m M	19 JUL 1986	
	de JONGE Mark	30	K2 500m M K4 1000m M	15 FEB 1984	
	HAMMER Wesley	35	K2 1000m M	16 MAY 1987	
	KLEVINAS Mark	40	C2 1000m M C2 500m M	01 OCT 1986	
	MORTIMER Angus	32	K1 1000m M K1 500m M K4 1000m M	04 SEP 1985	
	PELLINI Chris	34	K2 500m M K4 1000m M	10 FEB 1984	
	RUSSELL Benjamin	29	C1 1000m M C1 500m M	15 SEP 1987	
	BYERS Kia	37	K2 500m W K4 500m W	06 OCT 1987	
	D'ALESSIO Jill	36	K1 500m W K4 500m W	05 APR 1985	
	SCHMIDT Marie-Christine	39	K2 500m W K4 500m W	19 AUG 1986	
	TESSIER-BUSSIERES C.	38	K4 500m W	22 MAY 1986	
	CHI - Chile	GARRIDO Felipe	42	K1 1000m M K1 500m M	14 MAR 1988
		LABRANA Alvaro	50	C2 1000m M	05 JUL 1985
MANQUIAN Julio		49	C2 1000m M	23 MAR 1989	
TAFRA Jhonnathan		48	C1 1000m M C1 500m M C2 500m M	08 AUG 1983	
TORRES Alvaro		47	C2 500m M	06 JAN 1988	
MORAGA Barbara		46	K4 500m W	18 NOV 1988	
ROCO Karen		44	K2 500m W K4 500m W	07 OCT 1986	
VALDES Marcela		45	K4 500m W	10 DEC 1988	
ZAMORANO Fabiola		43	K1 500m W K2 500m W K4 500m W	14 JUL 1985	
COL- Colombia		CABANZO Miller	53	K1 1000m M K1 500m M	14 MAY 1983
	ESCAMILLA OSPINA Andres	54	C1 1000m M C1 500m M	20 SEP 1988	
	ESCAMILLA Aura Maria	51	K1 500m W	21 JUL 1986	



ENTRY LIST BY NOC

Lista de Inscrições por CON / Lista de Inscripciones por CON.

NOC	Name	Bib Number	Event Code	Date of Birth	
CUB- Cuba	AGUILAR Karel	57	C2 1000m M C2 500m M	05 APR 1980	
	CHACON Francisco	63	K1 500m M	14 JUL 1989	
	GARCIA Jorge	61	K1 1000m M K2 500m M K4 1000m M	14 JAN 1988	
	MONTALVO Carlos	62	K2 1000m M K4 1000m M	22 JUL 1987	
	PRUNA Aldo	58	C1 500m M	12 MAY 1983	
	RAMOS Reydel	66	C1 1000m M	04 FEB 1988	
	RODRIGUEZ Eliecer	68	K4 1000m M	20 JAN 1988	
	TORRES Serguey	65	C2 1000m M C2 500m M	20 JAN 1987	
	ZULUETA Maikel	64	K2 1000m M K2 500m M K4 1000m M	28 APR 1987	
	ALVAREZ Lianet	60	K2 500m W K4 500m W	22 JUL 1989	
	AMADOR Darisleydis	55	K4 500m W	01 JAN 1988	
	GANDARELA Dayexi	67	K4 500m W	04 JUL 1986	
	MENESES Yulitza	59	K2 500m W K4 500m W	09 NOV 1985	
	PENATE Annes	56	K1 500m W	03 DEC 1987	
	ECU- Ecuador	CHAVEZ Jorge	69	C2 1000m M C2 500m M	23 MAY 1980
		CUEVA Yautung	72	K1 1000m M K1 500m M	11 MAR 1986
FRYDSON Ossian		70	C1 500m M C2 1000m M C2 500m M	16 NOV 1977	
LAZO Andres		71	C1 1000m M	05 AUG 1989	
GUA- Guatemala		AROCHE LANTAN Juan J.	74	C1 1000m M C1 500m M	05 AUG 1984
	ESTRADA Luis Arturo	73	K1 1000m M K1 500m M	25 OCT 1982	



ENTRY LIST BY NOC

Lista de Inscrições por CON / Lista de Inscripciones por CON.

NOC	Name	Bib Number	Event Code	Date of Birth
MEX- Mexico				
	CAPULTITLA Francisco	85	C2 1000m M	06 JAN 1982
	CASTILLO Gabriel	77	C2 1000m M	15 FEB 1982
	CORTINA Manuel	84	K1 500m M	21 JUL 1983
			K2 1000m M	
			K2 500m M	
			K4 1000m M	
	CRISTOBAL QUIRINO Jose	78	C1 1000m M	11 AUG 1986
			C1 500m M	
			C2 500m M	
	de JESUS GRACIA Jose	82	K4 1000m M	31 MAR 1985
	SORIANO Gilberto	86	C2 500m M	20 MAR 1983
	VALDEZ Jesus	83	K2 1000m M	05 OCT 1988
			K2 500m M	
			K4 1000m M	
	VALDEZ MENDOZA David	81	K4 1000m M	10 DEC 1987
	ABRAHAM MAR Anais	79	K4 500m W	30 JUN 1986
	MATEESCU Anca Ionela	80	K1 500m W	26 MAR 1981
			K2 500m W	
			K4 500m W	
	MONTEMAYOR Maricela	75	K4 500m W	04 DEC 1991
	SALINAS MARTINEZ Carla	76	K2 500m W	29 JUL 1989
			K4 500m W	
PAR - Paraguay				
	GRASSI Juan	87	K1 1000m M	16 JAN 1988
			K1 500m M	
PUR - Puerto Rico				
	ANGUEIRA Krishna	88	K1 1000m M	09 FEB 1972
			K1 500m M	
URU- Uruguay				
	D'AMBROSIO Marcelo	90	K1 1000m M	13 SEP 1979
			K2 1000m M	
			K2 500m M	
	GIORGI Guillermo	89	C1 1000m M	14 JAN 1987
			C1 500m M	
	VERGARA Cristhian	91	K1 500m M	07 NOV 1983
			K2 1000m M	
			K2 500m M	



ENTRY LIST BY NOC

Lista de Inscrições por CON / Lista de Inscripciones por CON.

NOC	Name	Bib Number	Event Code	Date of Birth
USA - United States of America				
	ABBOTT Eric	93	K4 1000m M	22 JUN 1987
	BUSSEY Andrew	95	K1 1000m M	05 FEB 1979
			K1 500m M	
	FINLAYSON Robert	103	C1 1000m M	22 AUG 1988
			C1 500m M	
	NARANJO Amniel	101	C2 1000m M	04 FEB 1970
			C2 500m M	
	PETROVICS	92	K2 1000m M	03 AUG 1987
	RITCHIE Sam	94	K2 1000m M	18 JUN 1987
			K2 500m M	
	SCHWEDHELM	100	K4 1000m M	
			C2 1000m M	20 APR 1985
			C2 500m M	
	WOLSKI Bartosz	104	K2 500m M	06 APR 1980
			K4 1000m M	
	AUSTIN Lauren	97	K2 500m W	29 JAN 1986
			K4 500m W	
	BURKE Jennifer	96	K1 500m W	28 NOV 1987
			K4 500m W	
	CHING Danny	105	K4 1000m M	14 MAY 1983
	FARRAR-WELLMAN	98	K4 500m W	01 OCT 1985
	HAGLER Katie	99	K2 500m W	29 OCT 1981
			K4 500m W	
VEN - Venezuela				
	BENETT Marcell	110	K1 1000m M	02 JUL 1982
			K1 500m M	
			K4 1000m M	
	COLMENAREZ Jesus	111	K4 1000m M	08 SEP 1981
	LUGO GIL Davier Jose	106	K4 1000m M	30 MAY 1988
	PAREDES Eduard	118	C2 1000m M	25 AUG 1986
			C2 500m M	
	PEREZ MONTILLA Marcos	109	K4 1000m M	22 MAR 1986
	RAMOS RAMOS Jose G.	116	K2 1000m M	12 APR 1983
			K2 500m M	
	RAMOS SEQUERA Anderson J.	108	C1 1000m M	14 OCT 1974
			C1 500m M	
	RODRIGUEZ Gabriel	117	K2 1000m M	07 AUG 1979
			K2 500m M	
	SILVA Jose	119	C2 1000m M	30 NOV 1985
			C2 500m M	
	ESCALONA Eliana	114	K2 500m W	30 APR 1981
			K4 500m W	
	HERNANDEZ Ladymar	112	K2 500m W	04 MAR 1981
			K4 500m W	
	MEJIA Lauribert	107	K4 500m W	08 MAY 1990
	SANCHEZ Zulmarys	113	K1 500m W	24 APR 1987
	SILVA Vanessa	115	K4 500m W	21 NOV 1989



START LIST SUMMARY

Resumo da Lista de Largada / Resumen de la Lista de salida

Race	Start	Event	Round	Lanes									Progression				
				1	2	3	4	5	6	7	8	9					
1	9:00	K1 1000m M	Heat 1	CAN	PAR	GUA	ECU	BRA	PUR	VEN							1/3 to Final, 4/7 + 8th B.T. to S.F., Rest Out
2	9:07	K1 1000m M	Heat 2	ARG	COL	URU	CHI	CUB	USA	BOL							
3	9:14	C1 1000m M	Heat 1	URU	CAN	BRA	MEX	GUA	COL								1/3 to Final, 4/7 + 8th B.T. to S.F., Rest Out
4	9:21	C1 1000m M	Heat 2	VEN	ARG	CUB	ECU	USA	CHI								
5	15:00	K1 1000m M	Semifinal 1	BOL	PUR	COL	URU	GUA	ECU	CHI	PAR						1/3 to Final, Rest Out
6	15:07	C1 1000m M	Semifinal 1		URU	USA	ECU	COL	GUA	ARG							1/3 to Final, Rest Out

Legend:

M	Men	W	Women
---	-----	---	-------

Boat Codes

C1	Canoe single	C2	Canoe double	K1	Kayak single	K2	Kayak double
				K4	Kayak four		

Start Time changed

START LIST SUMMARY

Resumo da Lista de Largada / Resumen de la Lista de salida

Race	Start	Event	Round	Lanes									Progression
				1	2	3	4	5	6	7	8	9	
7	9:00	K1 500m M	Heat 1	VEN	COL	USA	URU	ARG	PUR	BRA	BOL		1/3 to Final, 4/7 + 8th B.T. to S.F., Rest Out
8	9:05	K1 500m M	Heat 2	GUA	MEX	ECU	CUB	CHI	CAN	PAR			
9	9:10	C1 500m M	Heat 1	COL	MEX	CHI	VEN	URU	GUA	CAN			1/3 to Final, 4/7 + 8th B.T. to S.F., Rest Out
10	9:15	C1 500m M	Heat 2	ARG		USA	ECU	BRA	CUB				
11	9:20	K1 500m W	Heat 1	BRA	VEN	CUB	USA	BOL					1/3 to Final, 4/7 + 8th B.T. to S.F., Rest Out
12	9:25	K1 500m W	Heat 2	COL	ARG	CAN	MEX	CHI					
13	11:00	K1 500m M	Semifinal 1	PAR	COL	CHI	GUA	VEN	USA	ECU	PUR	BOL	1/3 to Final, Rest Out
14	11:05	C1 500m M	Semifinal 1		GUA	ARG	ECU	VEN	COL		URU		1/3 to Final, Rest Out
15	11:10	K1 500m W	Semifinal 1			COL	CHI	VEN					1/3 to Final, Rest Out

Legend:

M	Men	W	Women				
Boat Codes							
C1	Canoe single	C2	Canoe double	K1	Kayak single	K2	Kayak double
				K4	Kayak four		



START LIST SUMMARY

Resumo da Lista de Largada / Resumen de la Lista de salida

Race	Start	Event	Round	Lanes									Progression
				1	2	3	4	5	6	7	8	9	
16	9:00	K1 1000m M	Final	GUA	USA	BRA	CUB	CAN	ARG	VEN	URU	ECU	
17	9:15	C1 1000m M	Final	USA	VEN	BRA	CUB	MEX	CHI	CAN	ARG	COL	
18	9:50	K4 500m W	Final	ARG	VEN	MEX	CAN	BRA	CHI	CUB	USA		
19	10:20	K2 1000m M	Final	MEX	CAN	URU	USA	CUB	BRA	VEN	ARG		
20	10:55	C2 1000m M	Final	BRA	CUB	MEX	ARG	USA	CAN	CHI	VEN	ECU	
21	11:10	K4 1000m M	Final	ARG	BRA	USA	VEN	CAN	CUB	MEX			

Legend:

M	Men	W	Women				
Boat Codes							
C1	Canoe single	C2	Canoe double	K1	Kayak single	K2	Kayak double
				K4	Kayak four		



START LIST SUMMARY

Resumo da Lista de Largada / Resumen de la Lista de salida

Race	Start	Event	Round	Lanes									Progression
				1	2	3	4	5	6	7	8	9	
22	9:00	K1 500m M	Final	ECU	CUB	ARG	MEX	BRA	CAN	URU	VEN	USA	
23	9:15	C1 500m M	Final	ECU	USA	MEX	CUB	CAN	BRA	CHI	VEN	COL	
24	9:50	K1 500m W	Final	CHI	MEX	USA	CAN	CUB	ARG	BRA	COL	VEN	
25	10:05	K2 500m M	Final	USA	ARG	CAN	VEN	CUB	BRA	URU	MEX		
26	10:40	C2 500m M	Final	CHI	ECU	BRA	USA	CUB	MEX	CAN	ARG	VEN	
27	10:55	K2 500m W	Final	CUB	CHI	BRA	MEX	VEN	USA	ARG	CAN		

Legend:

M	Men	W	Women				
Boat Codes							
C1	Canoe single	C2	Canoe double	K1	Kayak single	K2	Kayak double
				K4	Kayak four		



Rowing Stadium
Estádio de Remo
Estadio de Remo

26 JUL 2007
09:20

CANOE / KAYAK FLATWATER RACING
CANOAGEM VELOCIDADE / CANOTAJE VELOCIDAD

K1 500m WOMEN
K-1 500m / K-1 500m

Heat 1
Série 1 / Serie 1

RESULTS

Resultados / Resultados

Rank	Lane	NOC	BIB	Name	250m	500m			Q
1	3	CUB	67	GANDARELA Dayexi	1:02.44 (1)	2:08.230 (1) 1:05.790 (3)			QF
2	4	USA	96	BURKE Jennifer	1:04.38 (4) 1.94	2:09.080 (2) 1:04.700 (1) 0.850			QF
3	1	BRA	27	PEREIRA Naiane	1:03.16 (2) 0.72	2:09.164 (3) 1:06.004 (4) 0.934			QF
4	2	VEN	113	SANCHEZ Zulmarys	1:03.72 (3) 1.28	2:09.168 (4) 1:05.448 (2) 0.938			QS
	5	BOL	121	GUZMAN Amparo					DNS

Progression 1/3 to Final, 4/7 + 8th B.T. to S.F., Rest Out

Legend:

QF	Qualified for final	QS	Qualified for semifinal	??	Not clear	X	Eliminated
DNS	Did not start	°C	Degree celsius	m/s	Metres per second		



Rowing Stadium
Estádio de Remo
Estadio de Remo

26 JUL 2007
09:25

CANOE / KAYAK FLATWATER RACING
CANOAGEM VELOCIDADE / CANOTAJE VELOCIDAD

K1 500m WOMEN
K-1 500m / K-1 500m

Heat 2
Série 2 / Serie 2

RESULTS

Resultados / Resultados

Rank	Lane	NOC	BIB	Name	250m	500m		Q
1	3	CAN	36	D'ALESSIO Jill	1:00.01 (1)	2:04.505 (1) 1:04.495 (1)		QF
2	2	ARG	10	LAURO Fernanda	1:00.73 (2) 0.72	2:05.369 (2) 1:04.639 (2) 0.864		QF
3	4	MEX	80	MATEESCU Anca Ionela	1:04.02 (5) 4.01	2:08.699 (3) 1:04.679 (3) 4.194		QF
4	5	CHI	43	ZAMORANO Fabiola	1:03.47 (4) 3.46	2:09.323 (4) 1:05.853 (4) 4.818		QS
5	1	COL	51	ESCAMILLA Aura Maria	1:02.08 (3) 2.07	2:09.453 (5) 1:07.373 (5) 4.948		QS

Progression **1/3 to Final, 4/7 + 8th B.T. to S.F., Rest Out**

Legend:

QF	Qualified for final	QS	Qualified for semifinal	??	Not clear	X	Eliminated
°C	Degree celsius	m/s	Metres per second				



Rowing Stadium
Estádio de Remo
Estadio de Remo

26 JUL 2007
11:10

CANOE / KAYAK FLATWATER RACING
CANOAGEM VELOCIDADE / CANOTAJE VELOCIDAD

K1 500m WOMEN
K-1 500m / K-1 500m

Semifinal 1
Semifinal 1 / Semifinal 1

RESULTS

Resultados / Resultados

Rank	Lane	NOC	BIB	Name	250m	500m		Q
1	3	COL	51	ESCAMILLA Aura Maria	1:05.39 (1)	2:12.717 (1) 1:07.327 (2)		QF
2	4	CHI	43	ZAMORANO Fabiola	1:06.82 (2) 1.43	2:12.721 (2) 1:05.901 (1) 0.004		QF
3	5	VEN	113	SANCHEZ Zulmarys	1:06.95 (3) 1.56	2:15.189 (3) 1:08.239 (3) 2.472		QF

Progression **1/3 to Final, Rest Out**

Legend:

QF	Qualified for final	QS	Qualified for semifinal	??	Not clear	X	Eliminated
°C	Degree celsius	m/s	Metres per second				



Rowing Stadium
Estádio de Remo
Estadio de Remo

28 JUL 2007
09:50

CANOE / KAYAK FLATWATER RACING
CANOAGEM VELOCIDADE / CANOTAJE VELOCIDAD

K1 500m WOMEN
K-1 500m / K-1 500m

Final
Final / Final

RESULTS

Resultados / Resultados

Rank	Lane	NOC	BIB	Name	250m	500m			Q
1	4	CAN	36	D'ALESSIO Jill	59.41 (1)	2:01.977 (1) 1:02.567 (2)			
2	6	ARG	10	LAURO Fernanda	1:01.20 (5) 1.79	2:03.101 (2) 1:01.901 (1) 1.124			
3	2	MEX	80	MATEESCU Anca Ionela	59.69 (2) 0.28	2:03.721 (3) 1:04.031 (7) 1.744			
4	5	CUB	67	GANDARELA Dayexi	1:00.44 (3) 1.03	2:03.949 (4) 1:03.509 (4) 1.972			
5	9	VEN	113	SANCHEZ Zulmarys	1:00.64 (4) 1.23	2:04.437 (5) 1:03.797 (5) 2.460			
6	7	BRA	27	PEREIRA Naiane	1:02.24 (8) 2.83	2:05.273 (6) 1:03.033 (3) 3.296			
7	8	COL	51	ESCAMILLA Aura Maria	1:01.58 (6) 2.17	2:05.591 (7) 1:04.011 (6) 3.614			
8	1	CHI	43	ZAMORANO Fabiola	1:01.91 (7) 2.50	2:06.375 (8) 1:04.465 (9) 4.398			
9	3	USA	96	BURKE Jennifer	1:03.25 (9) 3.84	2:07.457 (9) 1:04.207 (8) 5.480			

Legend:

QF	Qualified for final	QS	Qualified for semifinal	??	Not clear	X	Eliminated
°C	Degree celsius	m/s	Metres per second				



Rowing Stadium
Estádio de Remo
Estadio de Remo

28 JUL 2007
10:55

CANOE / KAYAK FLATWATER RACING
CANOAGEM VELOCIDADE / CANOTAJE VELOCIDAD

K2 500m WOMEN
K-2 500m / K-2 500m

Final
Final / Final

RESULTS

Resultados / Resultados

Rank	Lane	NOC	BIB	Name	250m	500m			Q
1	8	CAN	37	BYERS Kia	57.66 (2)	1:57.411 (1)			
			39	SCHMIDT Marie-Christine		59.751 (1)			
					0.87				
2	1	CUB	59	MENESES Yulitza	56.79 (1)	1:58.389 (2)			
			60	ALVAREZ Lianet		1:01.599 (5)			
						0.978			
3	5	VEN	112	HERNANDEZ Ladymar	57.79 (3)	1:59.057 (3)			
			114	ESCALONA Eliana		1:01.267 (4)			
					1.00	1.646			
4	4	MEX	76	SALINAS MARTINEZ Carla	59.47 (5)	1:59.953 (4)			
			80	MATEESCU Anca Ionela		1:00.483 (3)			
					2.68	2.542			
5	7	ARG	10	LAURO Fernanda	1:00.61 (6)	2:00.513 (5)			
			8	CODARIN Marcela		59.903 (2)			
					3.82	3.102			
6	2	CHI	43	ZAMORANO Fabiola	58.67 (4)	2:02.015 (6)			
			44	ROCO Karen		1:03.345 (6)			
					1.88	4.604			
7	6	USA	97	AUSTIN Lauren	1:02.79 (7)	2:06.181 (7)			
			99	HAGLER Katie		1:03.391 (7)			
					6.00	8.770			
	3	BRA	17	CESAR PINTO Ariela					DNF
			27	PEREIRA Naiane					

Legend:

QF	Qualified for final	QS	Qualified for semifinal	??	Not clear	X	Eliminated
DNF	Did not finish	°C	Degree celsius	m/s	Metres per second		



Rowing Stadium
Estádio de Remo
Estadio de Remo

27 JUL 2007
09:50

CANOE / KAYAK FLATWATER RACING
CANOAGEM VELOCIDADE / CANOTAJE VELOCIDAD

K4 500m WOMEN
K-4 500m / K-4 500m

Final
Final / Final

RESULTS

Resultados / Resultados

Rank	Lane	NOC	BIB	Name	250m	500m			Q
1	7	CUB	55	AMADOR Darisleidydis	48.52 (1)	1:40.702 (1)			
			59	MENESES Yulitza		52.182 (4)			
			60	ALVAREZ Lianet					
			67	GANDARELA Dayexi					
2	2	VEN	114	ESCALONA Eliana	49.26 (2)	1:40.788 (2)			
			115	SILVA Vanessa		51.528 (1)			
			112	HERNANDEZ Ladymar		0.74	0.086		
			113	SANCHEZ Zulmarys					
3	4	CAN	36	D'ALESSIO Jill	49.48 (3)	1:42.246 (3)			
			37	BYERS Kia		52.766 (6)			
			38	TESSIER-BUSSIERES C.		0.96	1.544		
			39	SCHMIDT Marie-Christine					
4	3	MEX	75	MONTEMAYOR Maricela	51.36 (5)	1:43.496 (4)			
			76	SALINAS MARTINEZ Carla		52.136 (3)			
			79	ABRAHAM MAR Anais		2.84	2.794		
			80	MATEESCU Anca Ionela					
5	5	BRA	15	de SANTI RECH Luana	50.20 (4)	1:44.022 (5)			
			27	PEREIRA Naiane		53.822 (7)			
			17	CESAR PINTO Ariela		1.68	3.320		
			18	ALVAREZ Daniela					
6	1	ARG	9	MOLINARI Ines	52.04 (6)	1:44.156 (6)			
			13	FONTANINI Estefania		52.116 (2)			
			7	COLLUEQUE Cecilia		3.52	3.454		
			8	CODARIN Marcela					
7	8	USA	96	BURKE Jennifer	53.20 (7)	1:45.472 (7)			
			97	AUSTIN Lauren		52.272 (5)			
			98	FARRAR-WELLMAN		4.68	4.770		
			99	HAGLER Katie					
8	6	CHI	45	VALDES Marcela		1:49.396 (8)			
			43	ZAMORANO Fabiola					
			46	MORAGA Barbara		8.694			
			44	ROCO Karen					

Legend:

QF	Qualified for final	QS	Qualified for semifinal	??	Not clear	X	Eliminated
°C	Degree celsius	m/s	Metres per second				



Rowing Stadium
Estádio de Remo
Estadio de Remo

26 JUL 2007
09:00

CANOE / KAYAK FLATWATER RACING
CANOAGEM VELOCIDADE / CANOTAJE VELOCIDAD

K1 500m MEN
K-1 500m / K-1 500m

Heat 1
Série 1 / Serie 1

RESULTS

Resultados / Resultados

Rank	Lane	NOC	BIB	Name	250m	500m		Q
1	7	BRA	26	ISAIAS da SILVA Edson	51.43 (1)	1:49.003 (1) 57.573 (1)		QF
2	5	ARG	1	CORREA Miguel	52.21 (2) 0.78	1:49.989 (2) 57.779 (2) 0.986		QF
3	4	URU	91	VERGARA Cristhian	53.92 (3) 2.49	1:53.267 (3) 59.347 (3) 4.264		QF
4	1	VEN	110	BENETT Marcell	54.43 (4) 3.00	1:57.751 (4) 1:03.321 (6) 8.748		QS
5	3	USA	104	WOLSKI Bartosz	57.92 (7) 6.49	1:57.767 (5) 59.847 (4) 8.764		QS
6	2	COL	53	CABANZO Miller	56.67 (5) 5.24	1:59.769 (6) 1:03.099 (5) 10.766		QS
7	6	PUR	88	ANGUEIRA Krishna	56.78 (6) 5.35	2:01.081 (7) 1:04.301 (7) 12.078		QS
8	8	BOL	14	RAMOS Hebert	1:12.59 (8) 21.16	2:35.773 (8) 1:23.183 (8) 46.770		??

Progression **1/3 to Final, 4/7 + 8th B.T. to S.F., Rest Out**

Legend:

QF	Qualified for final	QS	Qualified for semifinal	??	Not clear	X	Eliminated
°C	Degree celsius	m/s	Metres per second				



Rowing Stadium
Estádio de Remo
Estadio de Remo

26 JUL 2007
09:05

CANOE / KAYAK FLATWATER RACING
CANOAGEM VELOCIDADE / CANOTAJE VELOCIDAD

K1 500m MEN
K-1 500m / K-1 500m

Heat 2
Série 2 / Serie 2

RESULTS

Resultados / Resultados

Rank	Lane	NOC	BIB	Name	250m	500m			Q
1	2	MEX	84	CORTINA Manuel	51.70 (2)	1:44.598 (1)			QF
						52.898 (1)			
					0.37				
2	6	CAN	32	MORTIMER Angus	51.33 (1)	1:45.304 (2)			QF
						53.974 (2)			
						0.706			
3	4	CUB	63	CHACON Francisco	55.13 (5)	1:52.454 (3)			QF
						57.324 (3)			
					3.80	7.856			
4	1	GUA	73	ESTRADA Luis Arturo	54.51 (4)	1:54.588 (4)			QS
						1:00.078 (4)			
					3.18	9.990			
5	5	CHI	42	GARRIDO Felipe	51.76 (3)	1:56.640 (5)			QS
						1:04.880 (5)			
					0.43	12.042			
6	3	ECU	72	CUEVA Yautung	55.46 (6)	2:02.118 (6)			QS
						1:06.658 (6)			
					4.13	17.520			
7	7	PAR	87	GRASSI Juan	1:05.14 (7)	2:18.922 (7)			QS
						1:13.782 (7)			
					13.81	34.324			

Progression 1/3 to Final, 4/7 + 8th B.T. to S.F., Rest Out

Legend:

QF	Qualified for final	QS	Qualified for semifinal	??	Not clear	X	Eliminated
°C	Degree celsius	m/s	Metres per second				



Rowing Stadium
Estádio de Remo
Estadio de Remo

26 JUL 2007
11:00

CANOE / KAYAK FLATWATER RACING
CANOAGEM VELOCIDADE / CANOTAJE VELOCIDAD

K1 500m MEN
K-1 500m / K-1 500m

Semifinal 1
Semifinal 1 / Semifinal 1

RESULTS

Resultados / Resultados

Rank	Lane	NOC	BIB	Name	250m	500m			Q
1	5	VEN	110	BENETT Marcell	54.44 (1)	1:54.111 (1) 59.671 (1)			QF
2	7	ECU	72	CUEVA Yautung	55.26 (2) 0.82	1:55.939 (2) 1:00.679 (3) 1.828			QF
3	6	USA	104	WOLSKI Bartosz	55.70 (3) 1.26	1:55.991 (3) 1:00.291 (2) 1.880			QF
4	4	GUA	73	ESTRADA Luis Arturo	55.96 (4) 1.52	1:57.875 (4) 1:01.915 (5) 3.764			X
5	8	PUR	88	ANGUEIRA Krishna	56.24 (5) 1.80	1:57.919 (5) 1:01.679 (4) 3.808			X
6	3	CHI	42	GARRIDO Felipe	56.58 (6) 2.14	1:59.311 (6) 1:02.731 (6) 5.200			X
7	2	COL	53	CABANZO Miller	57.34 (7) 2.90	2:00.677 (7) 1:03.337 (7) 6.566			X
8	1	PAR	87	GRASSI Juan	57.42 (8) 2.98	2:21.455 (8) 1:24.035 (8) 27.344			X
9	9	BOL	14	RAMOS Hebert	1:10.35 (9) 15.91	2:35.629 (9) 1:25.279 (9) 41.518			X

Progression **1/3 to Final, Rest Out**

Legend:

QF	Qualified for final	QS	Qualified for semifinal	??	Not clear	X	Eliminated
°C	Degree celsius	m/s	Metres per second				



Rowing Stadium
Estádio de Remo
Estadio de Remo

28 JUL 2007
09:00

CANOE / KAYAK FLATWATER RACING
CANOAGEM VELOCIDADE / CANOTAJE VELOCIDAD

K1 500m MEN
K-1 500m / K-1 500m

Final
Final / Final

RESULTS

Resultados / Resultados

Rank	Lane	NOC	BIB	Name	250m	500m			Q
1	4	MEX	84	CORTINA Manuel	51.37 (2)	1:45.350 (1)			
						53.980 (2)			
					0.59				
2	6	CAN	32	MORTIMER Angus	52.29 (4)	1:46.094 (2)			
						53.804 (1)			
					1.51	0.744			
3	5	BRA	26	ISAIAS da SILVA Edson	50.78 (1)	1:47.696 (3)			
						56.916 (5)			
						2.346			
4	3	ARG	1	CORREA Miguel	52.03 (3)	1:49.550 (4)			
						57.520 (7)			
					1.25	4.200			
5	8	VEN	110	BENETT Marcell	53.67 (6)	1:51.170 (5)			
						57.500 (6)			
					2.89	5.820			
6	2	CUB	63	CHACON Francisco	53.18 (5)	1:51.280 (6)			
						58.100 (8)			
					2.40	5.930			
7	7	URU	91	VERGARA Cristhian	55.41 (7)	1:52.278 (7)			
						56.868 (4)			
					4.63	6.928			
8	1	ECU	72	CUEVA Yautung	55.90 (8)	1:55.398 (8)			
						59.498 (9)			
					5.12	10.048			
9	9	USA	104	WOLSKI Bartosz	59.67 (9)	1:55.664 (9)			
						55.994 (3)			
					8.89	10.314			

Legend:

QF	Qualified for final	QS	Qualified for semifinal	??	Not clear	X	Eliminated
°C	Degree celsius	m/s	Metres per second				



Rowing Stadium
Estádio de Remo
Estadio de Remo

25 JUL 2007
09:00

CANOE / KAYAK FLATWATER RACING
CANOAGEM VELOCIDADE / CANOTAJE VELOCIDAD

K1 1000m MEN
K-1 1000m / K-1 1000m

Heat 1
Série 1 / Serie 1

RESULTS

Resultados / Resultados

Rank	Lane	NOC	BIB	Name	250m	500m	750m	1000m	Q
1	1	CAN	32	MORTIMER Angus	52.89 (2) 0.40	1:47.99 (1) 55.10 (1)	2:45.42 (1) 57.43 (1)	3:42.444 (1) 57.024 (2)	QF
2	5	BRA	22	CUATTRIN Sebastian	53.87 (3) 1.38	1:49.47 (2) 55.60 (2) 1.48	2:47.55 (2) 58.08 (2) 2.13	3:43.180 (2) 55.630 (1) 0.736	QF
3	7	VEN	109	PEREZ MONTILLA Marcos	52.49 (1)	1:49.85 (3) 57.36 (3) 1.86	2:50.01 (3) 1:00.16 (3) 4.59	3:47.734 (3) 57.724 (3) 5.290	QF
4	3	GUA	73	ESTRADA Luis Arturo	54.17 (4) 1.68	1:54.46 (4) 1:00.29 (4) 6.47	2:58.61 (4) 1:04.15 (5) 13.19	4:00.950 (4) 1:02.340 (4) 18.506	QS
5	4	ECU	72	CUEVA Yautung	55.93 (5) 3.44	2:01.90 (5) 1:05.97 (6) 13.91	3:05.16 (5) 1:03.26 (4) 19.74	4:12.488 (5) 1:07.328 (5) 30.044	QS
6	6	PUR	88	ANGUEIRA Krishna	1:00.45 (6) 7.96	2:05.53 (6) 1:05.08 (5) 17.54	3:13.87 (6) 1:08.34 (6) 28.45	4:25.822 (6) 1:11.952 (6) 43.378	QS
7	2	PAR	87	GRASSI Juan	1:05.81 (7) 13.32	2:19.90 (7) 1:14.09 (7) 31.91	3:38.40 (7) 1:18.50 (7) 52.98	4:51.054 (7) 1:12.654 (7) 1:08.610	QS

Progression **1/3 to Final, 4/7 + 8th B.T. to S.F., Rest Out**

Legend:

QF	Qualified for final	QS	Qualified for semifinal	??	Not clear	X	Eliminated
°C	Degree celsius	m/s	Metres per second				



Rowing Stadium
Estádio de Remo
Estadio de Remo

25 JUL 2007
09:07

CANOE / KAYAK FLATWATER RACING
CANOAGEM VELOCIDADE / CANOTAJE VELOCIDAD

K1 1000m MEN
K-1 1000m / K-1 1000m

Heat 2
Série 2 / Serie 2

RESULTS

Resultados / Resultados

Rank	Lane	NOC	BIB	Name	250m	500m	750m	1000m	Q
1	5	CUB	61	GARCIA Jorge	53.38 (1)	1:49.54 (1) 56.16 (1)	2:49.25 (1) 59.71 (2)	3:48.705 (1) 59.455 (1)	QF
2	1	ARG	1	CORREA Miguel	54.35 (2) 0.97	1:50.72 (2) 56.37 (2) 1.18	2:51.89 (2) 1:01.17 (3) 2.64	3:53.625 (2) 1:01.735 (2) 4.920	QF
3	6	USA	95	BUSSEY Andrew	58.45 (6) 5.07	1:56.08 (5) 57.63 (3) 6.54	2:53.98 (3) 57.90 (1) 4.73	3:55.727 (3) 1:01.747 (3) 7.022	QF
4	3	URU	90	D'AMBROSIO Marcelo	54.62 (3) 1.24	1:52.88 (3) 58.26 (5) 3.34	2:57.83 (4) 1:04.95 (5) 8.58	4:06.193 (4) 1:08.363 (5) 17.488	QS
5	2	COL	53	CABANZO Miller	57.95 (5) 4.57	1:59.67 (6) 1:01.72 (6) 10.13	3:03.15 (5) 1:03.48 (4) 13.90	4:07.989 (5) 1:04.839 (4) 19.284	QS
6	4	CHI	42	GARRIDO Felipe	57.13 (4) 3.75	1:54.83 (4) 57.70 (4) 5.29	3:08.69 (6) 1:13.86 (6) 19.44	4:18.033 (6) 1:09.343 (6) 29.328	QS
7	7	BOL	14	RAMOS Hebert	1:09.91 (7) 16.53	2:30.02 (7) 1:20.11 (7) 40.48	3:56.00 (7) 1:25.98 (7) 1:06.75	5:19.443 (7) 1:23.443 (7) 1:30.738	QS

Progression 1/3 to Final, 4/7 + 8th B.T. to S.F., Rest Out

Legend:

QF	Qualified for final	QS	Qualified for semifinal	??	Not clear	X	Eliminated
°C	Degree celsius	m/s	Metres per second				



Rowing Stadium
Estádio de Remo
Estadio de Remo

25 JUL 2007
15:00

CANOE / KAYAK FLATWATER RACING
CANOAGEM VELOCIDADE / CANOTAJE VELOCIDAD

K1 1000m MEN
K-1 1000m / K-1 1000m

Semifinal 1
Semifinal 1 / Semifinal 1

RESULTS

Resultados / Resultados

Rank	Lane	NOC	BIB	Name	250m	500m	750m	1000m	Q
1	4	URU	90	D'AMBROSIO Marcelo	54.95 (6) 2.30	1:52.30 (1) 57.35 (1)	2:52.92 (1) 1:00.62 (1)	3:55.098 (1) 1:02.178 (5)	QF
2	5	GUA	73	ESTRADA Luis Arturo	52.65 (1)	1:52.75 (2) 1:00.10 (3) 0.45	2:54.78 (2) 1:02.03 (2) 1.86	3:56.324 (2) 1:01.544 (2) 1.226	QF
3	6	ECU	72	CUEVA Yautung	53.56 (2) 0.91	1:53.29 (3) 59.73 (2) 0.99	2:55.36 (3) 1:02.07 (3) 2.44	3:57.194 (3) 1:01.834 (4) 2.096	QF
4	7	CHI	42	GARRIDO Felipe	53.88 (4) 1.23	1:55.25 (5) 1:01.37 (5) 2.95	2:58.22 (4) 1:02.97 (4) 5.30	3:58.276 (4) 1:00.056 (1) 3.178	X
5	3	COL	53	CABANZO Miller	53.62 (3) 0.97	1:54.58 (4) 1:00.96 (4) 2.28	3:00.01 (5) 1:05.43 (6) 7.09	4:01.616 (5) 1:01.606 (3) 6.518	X
6	2	PUR	88	ANGUEIRA Krishna	54.07 (5) 1.42	1:56.43 (6) 1:02.36 (6) 4.13	3:01.24 (6) 1:04.81 (5) 8.32	4:05.376 (6) 1:04.136 (6) 10.278	X
7	8	PAR	87	GRASSI Juan	1:04.75 (7) 12.10	2:18.30 (7) 1:13.55 (7) 26.00	3:35.26 (7) 1:16.96 (7) 42.34	4:45.076 (7) 1:09.816 (7) 49.978	X
8	1	BOL	14	RAMOS Hebert	1:10.01 (8) 17.36	2:30.93 (8) 1:20.92 (8) 38.63	3:57.77 (8) 1:26.84 (8) 1:04.85	5:19.472 (8) 1:21.702 (8) 1:24.374	X

Progression **1/3 to Final, Rest Out**

Legend:

QF	Qualified for final	QS	Qualified for semifinal	??	Not clear	X	Eliminated
°C	Degree celsius	m/s	Metres per second				



Rowing Stadium
Estádio de Remo
Estadio de Remo

27 JUL 2007
09:00

CANOE / KAYAK FLATWATER RACING
CANOAGEM VELOCIDADE / CANOTAJE VELOCIDAD

K1 1000m MEN
K-1 1000m / K-1 1000m

Final
Final / Final

RESULTS

Resultados / Resultados

Rank	Lane	NOC	BIB	Name	250m	500m	750m	1000m	Q
1	5	CAN	32	MORTIMER Angus	53.22 (4) 1.07	1:47.82 (1) 54.60 (2)	2:44.35 (1) 56.53 (3)	3:39.519 (1) 55.169 (1)	
2	3	BRA	22	CUATTRIN Sebastian	52.29 (2) 0.14	1:48.43 (2) 56.14 (3) 0.61	2:46.27 (2) 57.84 (4) 1.92	3:42.725 (2) 56.455 (2) 3.206	
3	4	CUB	61	GARCIA Jorge	52.60 (3) 0.45	1:51.84 (4) 59.24 (6) 4.02	2:46.61 (3) 54.77 (2) 2.26	3:44.341 (3) 57.731 (4) 4.822	
4	6	ARG	1	CORREA Miguel	54.75 (7) 2.60	1:48.75 (3) 54.00 (1) 0.93	2:46.65 (4) 57.90 (=5) 2.30	3:46.587 (4) 59.937 (8) 7.068	
5	7	VEN	109	PEREZ MONTILLA Marcos	52.15 (1)	1:59.81 (9) 1:07.66 (9) 11.99	2:49.48 (5) 49.67 (1) 5.13	3:47.105 (5) 57.625 (3) 7.586	
6	8	URU	90	D'AMBROSIO Marcelo	54.49 (6) 2.34	1:55.36 (7) 1:00.87 (7) 7.54	2:53.26 (6) 57.90 (=5) 8.91	3:52.253 (6) 58.993 (6) 12.734	
7	2	USA	95	BUSSEY Andrew	56.54 (9) 4.39	1:54.56 (6) 58.02 (4) 6.74	2:54.16 (8) 59.60 (7) 9.81	3:52.383 (7) 58.223 (5) 12.864	
8	1	GUA	73	ESTRADA Luis Arturo	53.58 (5) 1.43	1:52.72 (5) 59.14 (5) 4.90	2:53.55 (7) 1:00.83 (9) 9.20	3:54.599 (8) 1:01.049 (9) 15.080	
9	9	ECU	72	CUEVA Yautung	55.51 (8) 3.36	1:56.98 (8) 1:01.47 (8) 9.16	2:57.75 (9) 1:00.77 (8) 13.40	3:57.521 (9) 59.771 (7) 18.002	

Legend:

QF	Qualified for final	QS	Qualified for semifinal	??	Not clear	X	Eliminated
°C	Degree celsius	m/s	Metres per second				



Rowing Stadium
Estádio de Remo
Estadio de Remo

28 JUL 2007
10:05

CANOE / KAYAK FLATWATER RACING
CANOAGEM VELOCIDADE / CANOTAJE VELOCIDAD

K2 500m MEN
K-2 500m / K-2 500m

Final
Final / Final

RESULTS

Resultados / Resultados

Rank	Lane	NOC	BIB	Name	250m	500m			Q
1	8	MEX	83	VALDEZ Jesus	47.37 (3)	1:36.386 (1)			
			84	CORTINA Manuel		49.016 (4)			
					2.03				
2	5	CUB	61	GARCIA Jorge	45.34 (1)	1:36.488 (2)			
			64	ZULUETA Maikel		51.148 (6)			
						0.102			
3	2	ARG	3	de TORRES Pablo	47.83 (4)	1:36.692 (3)			
			2	BERGERO Juan Pablo		48.862 (2)			
					2.49	0.306			
4	6	BRA	19	MAHELER Roberto	47.95 (5)	1:36.930 (4)			
			20	CAMPOS Carlos		48.980 (3)			
					2.61	0.544			
5	4	VEN	116	RAMOS RAMOS Jose G.	46.82 (2)	1:37.108 (5)			
			117	RODRIGUEZ Gabriel		50.288 (5)			
					1.48	0.722			
6	3	CAN	34	PELLINI Chris	50.04 (8)	1:37.706 (6)			
			33	BORDELEAU Jeremy		47.666 (1)			
					4.70	1.320			
7	7	URU	90	D'AMBROSIO Marcelo	48.42 (6)	1:42.328 (7)			
			91	VERGARA Cristhian		53.908 (7)			
					3.08	5.942			
8	1	USA	120	CHING Danny	48.58 (7)	1:43.234 (8)			
			93	ABBOTT Eric		54.654 (8)			
					3.24	6.848			

Legend:

QF	Qualified for final	QS	Qualified for semifinal	??	Not clear	X	Eliminated
°C	Degree celsius	m/s	Metres per second				



Rowing Stadium
Estádio de Remo
Estadio de Remo

27 JUL 2007
10:20

CANOE / KAYAK FLATWATER RACING
CANOAGEM VELOCIDADE / CANOTAJE VELOCIDAD

K2 1000m MEN
K-2 1000m / K-2 1000m

Final
Final / Final

RESULTS

Resultados / Resultados

Rank	Lane	NOC	BIB	Name	250m	500m	750m	1000m	Q
1	1	MEX	83	VALDEZ Jesus	51.08 (6)	1:40.83 (3)	2:34.34 (2)	3:25.196 (1)	
			84	CORTINA Manuel		49.75 (2)		53.51 (4)	
					2.47	0.84	2.11		
2	8	ARG	3	de TORRES Pablo	48.97 (2)	1:40.10 (2)	2:32.23 (1)	3:26.552 (2)	
			2	BERGERO Juan Pablo		51.13 (3)		52.13 (2)	
					0.36	0.11		1.356	
3	7	VEN	116	RAMOS RAMOS Jose G.	49.63 (4)	1:41.97 (5)	2:34.59 (3)	3:28.106 (3)	
			117	RODRIGUEZ Gabriel		52.34 (6)		52.62 (3)	
					1.02	1.98	2.36	2.910	
4	2	CAN	31	CORBETT Colin	48.61 (1)	1:39.99 (1)	2:34.91 (5)	3:28.870 (4)	
			35	HAMMER Wesley		51.38 (4)		54.92 (6)	
							2.68	3.674	
5	5	CUB	64	ZULUETA Maikel	49.53 (3)	1:41.00 (4)	2:34.65 (4)	3:29.362 (5)	
			62	MONTALVO Carlos		51.47 (5)		53.65 (5)	
					0.92	1.01	2.42	4.166	
6	6	BRA	25	BITENCOURT Givago	53.02 (7)	1:49.88 (8)	2:38.92 (6)	3:33.114 (6)	
			21	MAIA de OLIVEIRA Jonatan		56.86 (8)		49.04 (1)	
					4.41	9.89	6.69	7.918	
7	4	USA	92	PETROVICS	54.36 (8)	1:43.34 (6)	2:42.90 (8)	3:35.230 (7)	
			94	RITCHIE Sam		48.98 (1)		59.56 (8)	
					5.75	3.35	10.67	10.034	
8	3	URU	90	D'AMBROSIO Marcelo	50.16 (5)	1:44.44 (7)	2:40.32 (7)	3:36.794 (8)	
			91	VERGARA Cristhian		54.28 (7)		55.88 (7)	
					1.55	4.45	8.09	11.598	

Legend:

QF	Qualified for final	QS	Qualified for semifinal	??	Not clear	X	Eliminated
°C	Degree celsius	m/s	Metres per second				



RESULTS

Resultados / Resultados

Rank	Lane	NOC	BIB	Name	250m	500m	750m	1000m	Q
1	2	BRA	19	MAHELER Roberto	44.26 (2)	1:31.60 (2)	2:17.21 (1)	3:04.145 (1)	
			20	CAMPOS Carlos		47.34 (4)	45.61 (3)	46.935 (2)	
			22	CUATTRIN Sebastian	0.96	2.49			
			26	ISAIAS da SILVA Edson					
2	5	CAN	34	PELLINI Chris	44.77 (4)	1:32.75 (5)	2:20.56 (5)	3:04.865 (2)	
			32	MORTIMER Angus		47.98 (5)	47.81 (5)	44.305 (1)	
			30	de JONGE Mark	1.47	3.64	3.35	0.720	
			33	BORDELEAU Jeremy					
3	6	CUB	68	RODRIGUEZ Eliecer	43.30 (1)	1:29.11 (1)	2:18.43 (3)	3:05.573 (3)	
			64	ZULUETA Maikel		45.81 (1)	49.32 (6)	47.143 (3)	
			61	GARCIA Jorge			1.22	1.428	
			62	MONTALVO Carlos					
4	1	ARG	11	EVANS Gustavo	45.73 (5)	1:36.67 (6)	2:18.08 (2)	3:05.591 (4)	
			4	DALBO Daniel		50.94 (6)	41.41 (1)	47.511 (4)	
			1	CORREA Miguel	2.43	7.56	0.87	1.446	
			12	SALLETTE Roberto					
5	7	MEX	81	VALDEZ MENDOZA David	45.79 (6)	1:32.30 (4)	2:19.25 (4)	3:07.253 (5)	
			82	de JESUS GRACIA Jose		46.51 (3)	46.95 (4)	48.003 (5)	
			83	VALDEZ Jesus	2.49	3.19	2.04	3.108	
			84	CORTINA Manuel					
6	3	USA	95	BUSSEY Andrew	44.51 (3)	1:37.54 (7)	2:21.20 (6)	3:09.979 (6)	
			104	WOLSKI Bartosz		53.03 (7)	43.66 (2)	48.779 (6)	
			93	ABBOTT Eric	1.21	8.43	3.99	5.834	
			120	CHING Danny					
7	4	VEN	106	LUGO GIL Davier Jose	46.30 (7)	1:32.24 (3)	2:22.09 (7)	3:11.055 (7)	
			110	BENETT Marcell		45.94 (2)	49.85 (7)	48.965 (7)	
			111	COLMENAREZ Jesus	3.00	3.13	4.88	6.910	
			109	PEREZ MONTILLA Marcos					

Legend:

QF	Qualified for final	QS	Qualified for semifinal	??	Not clear	X	Eliminated
°C	Degree celsius	m/s	Metres per second				



Rowing Stadium
Estádio de Remo
Estadio de Remo

26 JUL 2007
09:10

CANOE / KAYAK FLATWATER RACING
CANOAGEM VELOCIDADE / CANOTAJE VELOCIDAD

C1 500m MEN
C-1 500m / C-1 500m

Heat 1
Série 1 / Serie 1

RESULTS

Resultados / Resultados

Rank	Lane	NOC	BIB	Name	250m	500m			Q
1	7	CAN	29	RUSSELL Benjamin	59.60 (3) 0.96	2:01.176 (1) 1:01.576 (1)			QF
2	2	MEX	78	CRISTOBAL QUIRINO Jose	59.29 (2) 0.65	2:01.612 (2) 1:02.322 (2) 0.436			QF
3	3	CHI	48	TAFRA Jhonnathan	58.64 (1)	2:02.290 (3) 1:03.650 (3) 1.114			QF
4	4	VEN	119	SILVA Jose	1:00.06 (4) 1.42	2:04.426 (4) 1:04.366 (4) 3.250			QS
5	1	COL	54	ESCAMILLA OSPINA Andres	1:06.82 (5) 8.18	2:22.420 (5) 1:15.600 (6) 21.244			QS
6	6	GUA	74	AROCHE LANTAN Juan J.	1:09.63 (6) 10.99	2:25.150 (6) 1:15.520 (5) 23.974			QS
7	5	URU	89	GIORGI Guillermo	1:12.43 (7) 13.79	2:42.816 (7) 1:30.386 (7) 41.640			QS

Progression **1/3 to Final, 4/7 + 8th B.T. to S.F., Rest Out**

Legend:

QF	Qualified for final	QS	Qualified for semifinal	??	Not clear	X	Eliminated
°C	Degree celsius	m/s	Metres per second				



Rowing Stadium
Estádio de Remo
Estadio de Remo

26 JUL 2007
09:15

CANOE / KAYAK FLATWATER RACING
CANOAGEM VELOCIDADE / CANOTAJE VELOCIDAD

C1 500m MEN
C-1 500m / C-1 500m

Heat 2
Série 2 / Serie 2

RESULTS

Resultados / Resultados

Rank	Lane	NOC	BIB	Name	250m	500m			Q
1	6	CUB	58	PRUNA Aldo	58.61 (2)	2:00.173 (1)			QF
					0.36	1:01.563 (1)			
2	5	BRA	28	SANTOS de JESUS Nivalter	58.25 (1)	2:02.091 (2)			QF
						1:03.841 (2)			
						1.918			
3	3	USA	103	FINLAYSON Robert	1:01.83 (4)	2:06.701 (3)			QF
						1:04.871 (3)			
					3.58	6.528			
4	4	ECU	71	LAZO Andres	1:01.38 (3)	2:08.301 (4)			QS
						1:06.921 (4)			
					3.13	8.128			
5	1	ARG	5	NIVEIRO Leonardo	1:05.96 (5)	2:15.447 (5)			QS
						1:09.487 (5)			
					7.71	15.274			

Progression 1/3 to Final, 4/7 + 8th B.T. to S.F., Rest Out

Legend:

QF	Qualified for final	QS	Qualified for semifinal	??	Not clear	X	Eliminated
°C	Degree celsius	m/s	Metres per second				



Rowing Stadium
Estádio de Remo
Estadio de Remo

26 JUL 2007
11:05

CANOE / KAYAK FLATWATER RACING
CANOAGEM VELOCIDADE / CANOTAJE VELOCIDAD

C1 500m MEN
C-1 500m / C-1 500m

Semifinal 1
Semifinal 1 / Semifinal 1

RESULTS

Resultados / Resultados

Rank	Lane	NOC	BIB	Name	250m	500m		Q
1	5	VEN	119	SILVA Jose	1:04.73 (1)	2:12.463 (1) 1:07.733 (3)		QF
2	4	ECU	71	LAZO Andres	1:06.81 (2) 2.08	2:13.409 (2) 1:06.599 (2) 0.946		QF
3	6	COL	54	ESCAMILLA OSPINA Andres	1:07.09 (3) 2.36	2:16.133 (3) 1:09.043 (4) 3.670		QF
4	3	ARG	5	NIVEIRO Leonardo	1:09.97 (4) 5.24	2:16.417 (4) 1:06.447 (1) 3.954		X
5	2	GUA	74	AROCHE LANTAN Juan J.	1:12.89 (6) 8.16	2:22.429 (5) 1:09.539 (5) 9.966		X
6	8	URU	89	GIORGI Guillermo	1:12.05 (5) 7.32	2:33.509 (6) 1:21.459 (6) 21.046		X

Progression	1/3 to Final, Rest Out
-------------	-------------------------------

Legend:

QF	Qualified for final	QS	Qualified for semifinal	??	Not clear	X	Eliminated
°C	Degree celsius	m/s	Metres per second				



Rowing Stadium
Estádio de Remo
Estadio de Remo

28 JUL 2007
09:15

CANOE / KAYAK FLATWATER RACING
CANOAGEM VELOCIDADE / CANOTAJE VELOCIDAD

C1 500m MEN
C-1 500m / C-1 500m

Final
Final / Final

RESULTS

Resultados / Resultados

Rank	Lane	NOC	BIB	Name	250m	500m			Q
1	3	MEX	78	CRISTOBAL QUIRINO Jose	57.91 (2)	1:57.318 (1)			
						59.408 (2)			
					0.13				
2	4	CUB	58	PRUNA Aldo	58.31 (3)	1:57.320 (2)			
						59.010 (1)			
					0.53	0.002			
3	6	BRA	28	SANTOS de JESUS Nivalter	57.78 (1)	1:58.488 (3)			
						1:00.708 (3)			
						1.170			
4	7	CHI	48	TAFRA Jhonnathan	58.58 (4)	2:00.164 (4)			
						1:01.584 (4)			
					0.80	2.846			
5	5	CAN	29	RUSSELL Benjamin	59.05 (5)	2:02.528 (5)			
						1:03.478 (5)			
					1.27	5.210			
6	8	VEN	119	SILVA Jose	1:01.06 (6)	2:06.738 (6)			
						1:05.678 (6)			
					3.28	9.420			
7	1	ECU	71	LAZO Andres	1:04.72 (9)	2:11.570 (7)			
						1:06.850 (7)			
					6.94	14.252			
8	2	USA	103	FINLAYSON Robert	1:04.17 (8)	2:12.466 (8)			
						1:08.296 (8)			
					6.39	15.148			
9	9	COL	54	ESCAMILLA OSPINA Andres	1:02.71 (7)	2:13.028 (9)			
						1:10.318 (9)			
					4.93	15.710			

Legend:

QF	Qualified for final	QS	Qualified for semifinal	??	Not clear	X	Eliminated
°C	Degree celsius	m/s	Metres per second				



Rowing Stadium
Estádio de Remo
Estadio de Remo

25 JUL 2007
09:14

CANOE / KAYAK FLATWATER RACING
CANOAGEM VELOCIDADE / CANOTAJE VELOCIDAD

C1 1000m MEN
C-1 1000m / C-1 1000m

Heat 1
Série 1 / Serie 1

RESULTS

Resultados / Resultados

Rank	Lane	NOC	BIB	Name	250m	500m	750m	1000m	Q
1	4	MEX	78	CRISTOBAL QUIRINO Jose	59.23 (1)	2:01.67 (1) 1:02.44 (1)	3:05.65 (1) 1:03.98 (1)	4:09.232 (1) 1:03.582 (2)	QF
2	3	BRA	28	SANTOS de JESUS Nivalter	59.29 (2) 0.06	2:03.02 (3) 1:03.73 (3) 1.35	3:08.08 (2) 1:05.06 (2) 2.43	4:11.034 (2) 1:02.954 (1) 1.802	QF
3	2	CAN	29	RUSSELL Benjamin	59.62 (3) 0.39	2:02.32 (2) 1:02.70 (2) 0.65	3:08.67 (3) 1:06.35 (3) 3.02	4:19.094 (3) 1:10.424 (4) 9.862	QF
4	6	COL	54	ESCAMILLA OSPINA Andres	1:03.74 (4) 4.51	2:12.43 (4) 1:08.69 (4) 10.76	3:24.91 (4) 1:12.48 (4) 19.26	4:34.676 (4) 1:09.766 (3) 25.444	QS
5	5	GUA	74	AROCHE LANTAN Juan J.	1:06.31 (5) 7.08	2:18.22 (5) 1:11.91 (5) 16.55	3:33.56 (5) 1:15.34 (5) 27.91	4:45.066 (5) 1:11.506 (5) 35.834	QS
6	1	URU	89	GIORGI Guillermo	1:08.11 (6) 8.88	2:31.43 (6) 1:23.32 (6) 29.76	3:54.30 (6) 1:22.87 (6) 48.65	5:26.314 (6) 1:32.014 (6) 1:17.082	QS

Progression **1/3 to Final, 4/7 + 8th B.T. to S.F., Rest Out**

Legend:

QF	Qualified for final	QS	Qualified for semifinal	??	Not clear	X	Eliminated
°C	Degree celsius	m/s	Metres per second				



Rowing Stadium
Estádio de Remo
Estadio de Remo

25 JUL 2007
09:21

CANOE / KAYAK FLATWATER RACING
CANOAGEM VELOCIDADE / CANOTAJE VELOCIDAD

C1 1000m MEN
C-1 1000m / C-1 1000m

Heat 2
Série 2 / Serie 2

RESULTS

Resultados / Resultados

Rank	Lane	NOC	BIB	Name	250m	500m	750m	1000m	Q
1	3	CUB	66	RAMOS Reydel	59.33 (2) 0.18	2:02.83 (1) 1:03.50 (1)	3:08.41 (1) 1:05.58 (1)	4:13.171 (1) 1:04.761 (1)	QF
2	6	CHI	48	TAFRA Jhonnathan	59.15 (1)	2:03.60 (2) 1:04.45 (2) 0.77	3:10.46 (2) 1:06.86 (2) 2.05	4:16.059 (2) 1:05.599 (2) 2.888	QF
3	1	VEN	118	PAREDES Eduard	1:01.75 (3) 2.60	2:07.04 (3) 1:05.29 (3) 4.21	3:15.72 (3) 1:08.68 (3) 7.31	4:23.075 (3) 1:07.355 (3) 9.904	QF
4	4	ECU	70	FRYDSON Ossian	1:03.79 (4) 4.64	2:12.62 (4) 1:08.83 (4) 9.79	3:27.98 (4) 1:15.36 (4) 19.57	4:43.599 (4) 1:15.619 (6) 30.428	QS
5	5	USA	103	FINLAYSON Robert	1:06.16 (5) 7.01	2:22.74 (5) 1:16.58 (6) 19.91	3:41.00 (5) 1:18.26 (6) 32.59	4:53.727 (5) 1:12.727 (4) 40.556	QS
6	2	ARG	5	NIVEIRO Leonardo	1:11.22 (6) 12.07	2:25.88 (6) 1:14.66 (5) 23.05	3:42.22 (6) 1:16.34 (5) 33.81	4:55.415 (6) 1:13.195 (5) 42.244	QS

Progression **1/3 to Final, 4/7 + 8th B.T. to S.F., Rest Out**

Legend:

QF	Qualified for final	QS	Qualified for semifinal	??	Not clear	X	Eliminated
°C	Degree celsius	m/s	Metres per second				



Rowing Stadium
Estádio de Remo
Estadio de Remo

25 JUL 2007
15:07

CANOE / KAYAK FLATWATER RACING
CANOAGEM VELOCIDADE / CANOTAJE VELOCIDAD

C1 1000m MEN
C-1 1000m / C-1 1000m

Semifinal 1
Semifinal 1 / Semifinal 1

RESULTS

Resultados / Resultados

Rank	Lane	NOC	BIB	Name	250m	500m	750m	1000m	Q
1	7	ARG	5	NIVEIRO Leonardo	1:00.26 (2) 0.15	2:06.15 (2) 0.94	3:17.60 (4) 1:11.45 (5) 3.39	4:18.224 (1) 1:00.624 (1)	QF
2	3	USA	103	FINLAYSON Robert	1:00.11 (1)	2:05.21 (1) 1:05.10 (1)	3:14.21 (1) 1:09.00 (2)	4:20.690 (2) 1:06.480 (2) 2.466	QF
3	5	COL	54	ESCAMILLA OSPINA Andres	1:00.78 (3) 0.67	2:06.79 (3) 1:06.01 (3) 1.58	3:14.85 (2) 1:08.06 (1) 0.64	4:22.428 (3) 1:07.578 (3) 4.204	QF
4	4	ECU	70	FRYDSON Ossian	1:01.59 (4) 1.48	2:07.99 (4) 1:06.40 (4) 2.78	3:17.09 (3) 1:09.10 (3) 2.88	4:25.350 (4) 1:08.260 (4) 7.126	X
5	6	GUA	74	AROCHE LANTAN Juan J.	1:03.78 (5) 3.67	2:10.31 (5) 1:06.53 (5) 5.10	3:21.33 (5) 1:11.02 (4) 7.12	4:33.942 (5) 1:12.612 (5) 15.718	X
6	2	URU	89	GIORGI Guillermo	1:04.24 (6) 4.13	2:36.12 (6) 1:31.88 (6) 30.91	4:12.89 (6) 1:36.77 (6) 58.68	5:46.578 (6) 1:33.688 (6) 1:28.354	X

Progression **1/3 to Final, Rest Out**

Legend:

QF	Qualified for final	QS	Qualified for semifinal	??	Not clear	X	Eliminated
°C	Degree celsius	m/s	Metres per second				



RESULTS

Resultados / Resultados

Rank	Lane	NOC	BIB	Name	250m	500m	750m	1000m	Q
1	5	MEX	78	CRISTOBAL QUIRINO Jose	57.66 (1)	1:59.13 (1) 1:01.47 (2)	3:00.64 (1) 1:01.51 (1)	4:01.532 (1) 1:00.892 (1)	
2	4	CUB	66	RAMOS Reydel	59.08 (2) 1.42	2:00.23 (2) 1:01.15 (1) 1.10	3:03.90 (2) 1:03.67 (3) 3.26	4:06.102 (2) 1:02.202 (2) 4.570	
3	7	CAN	29	RUSSELL Benjamin	59.73 (3) 2.07	2:01.82 (3) 1:02.09 (3) 2.69	3:04.71 (3) 1:02.89 (2) 4.07	4:09.598 (3) 1:04.888 (4) 8.066	
4	6	CHI	48	TAFRA Jhonnathan	1:01.14 (4) 3.48	2:04.19 (5) 1:03.05 (5) 5.06	3:08.33 (4) 1:04.14 (4) 7.69	4:13.390 (4) 1:05.060 (5) 11.858	
5	3	BRA	28	SANTOS de JESUS Nivalter	1:01.20 (5) 3.54	2:04.13 (4) 1:02.93 (4) 5.00	3:09.50 (5) 1:05.37 (5) 8.86	4:17.502 (5) 1:08.002 (8) 15.970	
6	1	USA	103	FINLAYSON Robert	1:04.12 (8) 6.46	2:12.18 (7) 1:08.06 (7) 13.05	3:20.51 (7) 1:08.33 (7) 19.87	4:22.870 (6) 1:02.360 (3) 21.338	
7	2	VEN	118	PAREDES Eduard	1:02.17 (6) 4.51	2:09.12 (6) 1:06.95 (6) 9.99	3:17.28 (6) 1:08.16 (6) 16.64	4:24.560 (7) 1:07.280 (6) 23.028	
8	9	COL	54	ESCAMILLA OSPINA Andres	1:02.82 (7) 5.16	2:13.04 (8) 1:10.22 (8) 13.91	3:23.83 (8) 1:10.79 (8) 23.19	4:33.852 (8) 1:10.022 (9) 32.320	
9	8	ARG	5	NIVEIRO Leonardo	1:05.51 (9) 7.85	2:16.57 (9) 1:11.06 (9) 17.44	3:27.85 (9) 1:11.28 (9) 27.21	4:35.830 (9) 1:07.980 (7) 34.298	

Legend:

QF	Qualified for final	QS	Qualified for semifinal	??	Not clear	X	Eliminated
°C	Degree celsius	m/s	Metres per second				



Rowing Stadium
Estádio de Remo
Estadio de Remo

28 JUL 2007
10:40

CANOE / KAYAK FLATWATER RACING
CANOAGEM VELOCIDADE / CANOTAJE VELOCIDAD

C2 500m MEN
C-2 500m / C-2 500m

Final
Final / Final

RESULTS

Resultados / Resultados

Rank	Lane	NOC	BIB	Name	250m	500m			Q
1	5	CUB	57	AGUILAR Karel	54.37 (1)	1:50.124 (1)			
			65	TORRES Serguey		55.754 (4)			
2	6	MEX	86	SORIANO Gilberto	59.76 (6)	1:51.582 (2)			
			78	CRISTOBAL QUIRINO Jose		51.822 (1)			
					5.39	1.458			
3	3	BRA	23	NASCIMENTO Vilson	55.86 (2)	1:51.862 (3)			
			24	MORENO Wladimir		56.002 (5)			
					1.49	1.738			
4	1	CHI	47	TORRES Alvaro	56.86 (4)	1:52.376 (4)			
			48	TAFRA Jhonnathan		55.516 (3)			
					2.49	2.252			
5	9	VEN	118	PAREDES Eduard	1:00.76 (7)	1:52.982 (5)			
			119	SILVA Jose		52.222 (2)			
					6.39	2.858			
6	7	CAN	40	KLEVINAS Mark	56.06 (3)	1:54.770 (6)			
			41	ANDISON Jamie		58.710 (6)			
					1.69	4.646			
7	2	ECU	70	FRYDSON Ossian	1:03.87 (8)	2:06.336 (7)			
			71	LAZO Andres		1:02.466 (7)			
					9.50	16.212			
8	4	USA	100	SCHWEDHELM	57.30 (5)	2:08.532 (8)			
			101	NARANJO Amniel		1:11.232 (9)			
					2.93	18.408			
9	8	ARG	5	NIVEIRO Leonardo	1:07.17 (9)	2:16.432 (9)			
			6	FEIJOO Pablo		1:09.262 (8)			
					12.80	26.308			

Legend:

QF	Qualified for final	QS	Qualified for semifinal	??	Not clear	X	Eliminated
°C	Degree celsius	m/s	Metres per second				



RESULTS

Resultados / Resultados

Rank	Lane	NOC	BIB	Name	250m	500m	750m	1000m	Q
1	2	CUB	57 65	AGUILAR Karel TORRES Serguey	53.76 (1)	1:50.33 (1) 56.57 (1)	2:48.03 (1) 57.70 (1)	3:47.857 (1) 59.827 (4)	
2	1	BRA	23 24	NASCIMENTO Vilson MORENO Wladimir	54.90 (3) 1.14	1:52.11 (2) 57.21 (2) 1.78	2:50.31 (2) 58.20 (2) 2.28	3:49.307 (2) 58.997 (2) 1.450	
3	8	VEN	118 119	PAREDES Eduard SILVA Jose	56.19 (6) 2.43	1:54.01 (5) 57.82 (3) 3.68	2:52.57 (4) 58.56 (3) 4.54	3:51.101 (3) 58.531 (1) 3.244	
4	6	CAN	40 41	KLEVINAS Mark ANDISON Jamie	54.35 (2) 0.59	1:53.18 (3) 58.83 (5) 2.85	2:52.43 (3) 59.25 (5) 4.40	3:51.679 (4) 59.249 (3) 3.822	
5	7	CHI	50 47	LABRANA Alvaro TORRES Alvaro	55.45 (4) 1.69	1:54.94 (6) 59.49 (6) 4.61	2:55.74 (6) 1:00.80 (7) 7.71	3:56.171 (5) 1:00.431 (5) 8.314	
6	3	MEX	77 85	CASTILLO Gabriel CAPULTITLA Francisco	56.04 (5) 2.28	1:53.92 (4) 57.88 (4) 3.59	2:53.51 (5) 59.59 (6) 5.48	3:57.479 (6) 1:03.969 (6) 9.622	
7	5	USA	100 101	SCHWEDHELM NARANJO Amniel	59.04 (8) 5.28	2:00.47 (8) 1:01.43 (7) 10.14	2:59.26 (7) 58.79 (4) 11.23	4:07.705 (7) 1:08.445 (7) 19.848	
8	9	ECU	70 69	FRYDSON Ossian CHAVEZ Jorge	57.15 (7) 3.39	1:59.06 (7) 1:01.91 (8) 8.73	3:03.68 (8) 1:04.62 (8) 15.65	4:15.797 (8) 1:12.117 (9) 27.940	
9	4	ARG	5 6	NIVEIRO Leonardo FEIJOO Pablo	1:01.31 (9) 7.55	2:11.74 (9) 1:10.43 (9) 21.41	3:20.60 (9) 1:08.86 (9) 32.57	4:31.075 (9) 1:10.475 (8) 43.218	

Legend:

QF	Qualified for final	QS	Qualified for semifinal	??	Not clear	X	Eliminated
°C	Degree celsius	m/s	Metres per second				



RESULTS SUMMARY BY EVENT

Resumo dos Resultados por Evento / Resumen de resultados por evento

Race	Date	Round	Rank									Progression	
			1	2	3	4	5	6	7	8	9		
Heats													
11	26 JUL 2007	1	CUB	USA	BRA	VEN	BOL						1/3 to Final, 4/7 + 8th B.T. to S.F., Rest Out
			2:08.230	2:09.080	2:09.164	2:09.168	DNS						
12	26 JUL 2007	2	CAN	ARG	MEX	CHI	COL						
			2:04.505	2:05.369	2:08.699	2:09.323	2:09.453						
Semifinal													
15	26 JUL 2007	1	COL	CHI	VEN								1/3 to Final, Rest Out
			2:12.717	2:12.721	2:15.189								
Final													
24	28 JUL 2007		CAN	ARG	MEX	CUB	VEN	BRA	COL	CHI	USA		
			2:01.977	2:03.101	2:03.721	2:03.949	2:04.437	2:05.273	2:05.591	2:06.375	2:07.457		



Rowing Stadium
Estádio de Remo
Estadio de Remo

CANOE / KAYAK FLATWATER RACING
CANOAGEM VELOCIDADE / CANOTAJE VELOCIDAD

K2 500m WOMEN
K-2 500m / K-2 500m

RESULTS SUMMARY BY EVENT

Resumo dos Resultados por Evento / Resumen de resultados por evento

Race	Date	Round	Rank									Progression
			1	2	3	4	5	6	7	8	9	
Final												
27	28 JUL 2007		CAN	CUB	VEN	MEX	ARG	CHI	USA	BRA		
			1:57.411	1:58.389	1:59.057	1:59.953	2:00.513	2:02.015	2:06.181	DNF		



Rowing Stadium
Estádio de Remo
Estadio de Remo

CANOE / KAYAK FLATWATER RACING
CANOAGEM VELOCIDADE / CANOTAJE VELOCIDAD

K4 500m WOMEN
K-4 500m / K-4 500m

RESULTS SUMMARY BY EVENT

Resumo dos Resultados por Evento / Resumen de resultados por evento

Race	Date	Round	Rank									Progression
			1	2	3	4	5	6	7	8	9	
Final												
18	27 JUL 2007		CUB	VEN	CAN	MEX	BRA	ARG	USA	CHI		
			1:40.702	1:40.788	1:42.246	1:43.496	1:44.022	1:44.156	1:45.472	1:49.396		



RESULTS SUMMARY BY EVENT

Resumo dos Resultados por Evento / Resumen de resultados por evento

Race	Date	Round	Rank									Progression
			1	2	3	4	5	6	7	8	9	
Heats												
7	26 JUL 2007	1	BRA	ARG	URU	VEN	USA	COL	PUR	BOL	1/3 to Final, 4/7 + 8th B.T. to S.F., Rest Out	
			1:49.003	1:49.989	1:53.267	1:57.751	1:57.767	1:59.769	2:01.081	2:35.773		
8	26 JUL 2007	2	MEX	CAN	CUB	GUA	CHI	ECU	PAR			
			1:44.598	1:45.304	1:52.454	1:54.588	1:56.640	2:02.118	2:18.922			
Semifinal												
13	26 JUL 2007	1	VEN	ECU	USA	GUA	PUR	CHI	COL	PAR	BOL	1/3 to Final, Rest Out
			1:54.111	1:55.939	1:55.991	1:57.875	1:57.919	1:59.311	2:00.677	2:21.455	2:35.629	
Final												
22	28 JUL 2007		MEX	CAN	BRA	ARG	VEN	CUB	URU	ECU	USA	
			1:45.350	1:46.094	1:47.696	1:49.550	1:51.170	1:51.280	1:52.278	1:55.398	1:55.664	



RESULTS SUMMARY BY EVENT

Resumo dos Resultados por Evento / Resumen de resultados por evento

Race	Date	Round	Rank									Progression
			1	2	3	4	5	6	7	8	9	
Heats												
1	25 JUL 2007	1	CAN	BRA	VEN	GUA	ECU	PUR	PAR			1/3 to Final, 4/7 + 8th B.T. to S.F., Rest Out
			3:42.444	3:43.180	3:47.734	4:00.950	4:12.488	4:25.822	4:51.054			
2	25 JUL 2007	2	CUB	ARG	USA	URU	COL	CHI	BOL			
			3:48.705	3:53.625	3:55.727	4:06.193	4:07.989	4:18.033	5:19.443			
Semifinal												
5	25 JUL 2007	1	URU	GUA	ECU	CHI	COL	PUR	PAR	BOL		1/3 to Final, Rest Out
			3:55.098	3:56.324	3:57.194	3:58.276	4:01.616	4:05.376	4:45.076	5:19.472		
Final												
16	27 JUL 2007		CAN	BRA	CUB	ARG	VEN	URU	USA	GUA	ECU	
			3:39.519	3:42.725	3:44.341	3:46.587	3:47.105	3:52.253	3:52.383	3:54.599	3:57.521	



Rowing Stadium
Estádio de Remo
Estadio de Remo

CANOE / KAYAK FLATWATER RACING
CANOAGEM VELOCIDADE / CANOTAJE VELOCIDAD

K2 500m MEN
K-2 500m / K-2 500m

RESULTS SUMMARY BY EVENT

Resumo dos Resultados por Evento / Resumen de resultados por evento

Race	Date	Round	Rank									Progression
			1	2	3	4	5	6	7	8	9	
Final												
25	28 JUL 2007		MEX	CUB	ARG	BRA	VEN	CAN	URU	USA		
			1:36.386	1:36.488	1:36.692	1:36.930	1:37.108	1:37.706	1:42.328	1:43.234		



Rowing Stadium
Estádio de Remo
Estadio de Remo

CANOE / KAYAK FLATWATER RACING
CANOAGEM VELOCIDADE / CANOTAJE VELOCIDAD

K2 1000m MEN
K-2 1000m / K-2 1000m

RESULTS SUMMARY BY EVENT

Resumo dos Resultados por Evento / Resumen de resultados por evento

Race	Date	Round	Rank									Progression
			1	2	3	4	5	6	7	8	9	
Final												
19	27 JUL 2007		MEX	ARG	VEN	CAN	CUB	BRA	USA	URU		
			3:25.196	3:26.552	3:28.106	3:28.870	3:29.362	3:33.114	3:35.230	3:36.794		



Rowing Stadium
Estádio de Remo
Estadio de Remo

CANOE / KAYAK FLATWATER RACING
CANOAGEM VELOCIDADE / CANOTAJE VELOCIDAD

K4 1000m MEN
K-4 1000m / K-4 1000m

RESULTS SUMMARY BY EVENT

Resumo dos Resultados por Evento / Resumen de resultados por evento

Race	Date	Round	Rank									Progression
			1	2	3	4	5	6	7	8	9	
Final												
21	27 JUL 2007		BRA	CAN	CUB	ARG	MEX	USA	VEN			
			3:04.145	3:04.865	3:05.573	3:05.591	3:07.253	3:09.979	3:11.055			



RESULTS SUMMARY BY EVENT

Resumo dos Resultados por Evento / Resumen de resultados por evento

Race	Date	Round	Rank									Progression
			1	2	3	4	5	6	7	8	9	
Heats												
9	26 JUL 2007	1	CAN	MEX	CHI	VEN	COL	GUA	URU			1/3 to Final, 4/7 + 8th B.T. to S.F., Rest Out
			2:01.176	2:01.612	2:02.290	2:04.426	2:22.420	2:25.150	2:42.816			
10	26 JUL 2007	2	CUB	BRA	USA	ECU	ARG					
			2:00.173	2:02.091	2:06.701	2:08.301	2:15.447					
Semifinal												
14	26 JUL 2007	1	VEN	ECU	COL	ARG	GUA	URU				1/3 to Final, Rest Out
			2:12.463	2:13.409	2:16.133	2:16.417	2:22.429	2:33.509				
Final												
23	28 JUL 2007		MEX	CUB	BRA	CHI	CAN	VEN	ECU	USA	COL	
			1:57.318	1:57.320	1:58.488	2:00.164	2:02.528	2:06.738	2:11.570	2:12.466	2:13.028	



RESULTS SUMMARY BY EVENT

Resumo dos Resultados por Evento / Resumen de resultados por evento

Race	Date	Round	Rank									Progression	
			1	2	3	4	5	6	7	8	9		
Heats													
3	25 JUL 2007	1	MEX	BRA	CAN	COL	GUA	URU					1/3 to Final, 4/7 + 8th B.T. to S.F., Rest Out
			4:09.232	4:11.034	4:19.094	4:34.676	4:45.066	5:26.314					
4	25 JUL 2007	2	CUB	CHI	VEN	ECU	USA	ARG					
			4:13.171	4:16.059	4:23.075	4:43.599	4:53.727	4:55.415					
Semifinal													
6	25 JUL 2007	1	ARG	USA	COL	ECU	GUA	URU					1/3 to Final, Rest Out
			4:18.224	4:20.690	4:22.428	4:25.350	4:33.942	5:46.578					
Final													
17	27 JUL 2007		MEX	CUB	CAN	CHI	BRA	USA	VEN	COL	ARG		
			4:01.532	4:06.102	4:09.598	4:13.390	4:17.502	4:22.870	4:24.560	4:33.852	4:35.830		



Rowing Stadium
Estádio de Remo
Estadio de Remo

CANOE / KAYAK FLATWATER RACING
CANOAGEM VELOCIDADE / CANOTAJE VELOCIDAD

C2 500m MEN
C-2 500m / C-2 500m

RESULTS SUMMARY BY EVENT

Resumo dos Resultados por Evento / Resumen de resultados por evento

Race	Date	Round	Rank									Progression
			1	2	3	4	5	6	7	8	9	
Final												
26	28 JUL 2007		CUB	MEX	BRA	CHI	VEN	CAN	ECU	USA	ARG	
			1:50.124	1:51.582	1:51.862	1:52.376	1:52.982	1:54.770	2:06.336	2:08.532	2:16.432	



Rowing Stadium
Estádio de Remo
Estadio de Remo

CANOE / KAYAK FLATWATER RACING
CANOAGEM VELOCIDADE / CANOTAJE VELOCIDAD

C2 1000m MEN
C-2 1000m / C-2 1000m

RESULTS SUMMARY BY EVENT

Resumo dos Resultados por Evento / Resumen de resultados por evento

Race	Date	Round	Rank									Progression
			1	2	3	4	5	6	7	8	9	
Final												
20	27 JUL 2007		CUB	BRA	VEN	CAN	CHI	MEX	USA	ECU	ARG	
			3:47.857	3:49.307	3:51.101	3:51.679	3:56.171	3:57.479	4:07.705	4:15.797	4:31.075	



Official Communication

Item: 1

Start Delay
Semifinals K1 1000 M and C1 1000M

Due to the weather conditions the Semifinals of K1 1000M and C1 1000M from this morning are delayed to 11:40.

Issued by: Competition Manager
Time: 11:30
Date: 25 JUL 2007

This decision affects:

RESULTS
SCHEDULE
OTHER

X

Note:



Official Communication

Item: 1

Start Delay
Semifinals K1 1000 M and C1 1000M

Due to the weather conditions the Semifinals of K1 1000M and C1 1000M from this morning are delayed to 11:40.

Issued by: Competition Manager
Time: 11:30
Date: 25 JUL 2007

This decision affects:

RESULTS
SCHEDULE
OTHER

X

Note:



Official Communication

Item: 2

Start postponed
Races #5 and #6 Semifinals K1 1000M and C1 1000M

Due to the strong wind present in this morning at this venue which avoided the continuation of the competition the Semifinal Races #5 and #6 were postponed to 3 PM.

Christina Vanicek
Competition Manager

Issued by: Competition Manager
Time: 12:25
Date: 25 JUL 2007

This decision affects:

RESULTS
SCHEDULE
OTHER

X

Note:



Official Communication

Item: 2

Start postponed
Races #5 and #6 Semifinals K1 1000M and C1 1000M

Due to the strong wind present in this morning at this venue which avoided the continuation of the competition the Semifinal Races #5 and #6 were postponed to 3 PM.

Christina Vanicek
Competition Manager

Issued by: Competition Manager
Time: 12:25
Date: 25 JUL 2007

This decision affects:

RESULTS
SCHEDULE
OTHER

X

Note:



Official Communication

Item: 3

Friday Finals Postponed
K2 1000M, C2 1000M, K4 1000M

Due to technical issues, the following races will be postponed as below:

Race 19 will start at 10:20
Race 20 will start at 10:55
Race 21 will start at 11:10

Christina Lentino Vanicek
Competition Manager

Issued by: Competition Manager
Time: 12:10
Date: 26 JUL 2007

This decision affects:

RESULTS
SCHEDULE
OTHER

X

Note:



Official Communication

Item: 3

Friday Finals Postponed
K2 1000M, C2 1000M, K4 1000M

Due to technical issues, the following races will be postponed as below:

Race 19 will start at 10:20
Race 20 will start at 10:55
Race 21 will start at 11:10

Christina Lentino Vanicek
Competition Manager

Issued by: Competition Manager
Time: 12:10
Date: 26 JUL 2007

This decision affects:

RESULTS
SCHEDULE
OTHER

X

Note:

MEDALLISTS BY EVENT

Medalhistas por Evento / Medallista por evento

AFTER 12 OF 12 EVENTS

Event Name	Date	Medal	Name	NOC Code
K1 1000m MEN	27 JUL 2007	Gold	MORTIMER Angus	CAN
		Silver	CUATTRIN Sebastian	BRA
		Bronze	GARCIA Jorge	CUB
C1 1000m MEN	27 JUL 2007	Gold	CRISTOBAL QUIRINO Jose	MEX
		Silver	RAMOS Reydel	CUB
		Bronze	RUSSELL Benjamin	CAN
K4 500m WOMEN	27 JUL 2007	Gold	AMADOR Darisleydis MENESES Yulitza ALVAREZ Lianet GANDARELA Dayexi	CUB
		Silver	ESCALONA Eliana SILVA Vanessa HERNANDEZ Ladymar SANCHEZ Zulmarys	VEN
		Bronze	D'ALESSIO Jill BYERS Kia TESSIER-BUSSIERES C. SCHMIDT Marie-Christine	CAN
K2 1000m MEN	27 JUL 2007	Gold	VALDEZ Jesus CORTINA Manuel	MEX
		Silver	de TORRES Pablo BERGERO Juan Pablo	ARG
		Bronze	RAMOS RAMOS Jose G. RODRIGUEZ Gabriel	VEN
C2 1000m MEN	27 JUL 2007	Gold	AGUILAR Karel TORRES Serguey	CUB
		Silver	NASCIMENTO Wilson MORENO Wladimir	BRA
		Bronze	PAREDES Eduard SILVA Jose	VEN
K4 1000m MEN	27 JUL 2007	Gold	MAHELER Roberto CAMPOS Carlos CUATTRIN Sebastian ISAIAS da SILVA Edson	BRA
		Silver	PELLINI Chris MORTIMER Angus de JONGE Mark BORDELEAU Jeremy	CAN
		Bronze	RODRIGUEZ Eliecer ZULUETA Maikel GARCIA Jorge MONTALVO Carlos	CUB
K1 500m MEN	28 JUL 2007	Gold	CORTINA Manuel	MEX
		Silver	MORTIMER Angus	CAN
		Bronze	ISAIAS da SILVA Edson	BRA
C1 500m MEN	28 JUL 2007	Gold	CRISTOBAL QUIRINO Jose	MEX
		Silver	PRUNA Aldo	CUB
		Bronze	SANTOS de JESUS Nivalter	BRA
K1 500m WOMEN	28 JUL 2007	Gold	D'ALESSIO Jill	CAN
		Silver	LAURO Fernanda	ARG
		Bronze	MATEESCU Anca Ionela	MEX
K2 500m MEN	28 JUL 2007	Gold	VALDEZ Jesus CORTINA Manuel	MEX
		Silver	GARCIA Jorge ZULUETA Maikel	CUB
		Bronze	de TORRES Pablo BERGERO Juan Pablo	ARG



MEDALLISTS BY EVENT

Medalhistas por Evento / Medallista por evento

Event Name	Date	Medal	Name	NOC Code
C2 500m MEN	28 JUL 2007	Gold	AGUILAR Karel TORRES Serguey	CUB
		Silver	SORIANO Gilberto CRISTOBAL QUIRINO Jose	MEX
		Bronze	NASCIMENTO Wilson MORENO Wladimir	BRA
K2 500m WOMEN	28 JUL 2007	Gold	BYERS Kia SCHMIDT Marie-Christine	CAN
		Silver	MENESES Yulitza ALVAREZ Lianet	CUB
		Bronze	HERNANDEZ Ladymar ESCALONA Eliana	VEN

Legend:

Boat Codes							
C1	Canoe single	C2	Canoe double	K1	Kayak single	K2	Kayak double
				K4	Kayak four		



MEDAL STANDINGS

Posições das Medalhas / Posiciones de medallas

AFTER 12 OF 12 EVENTS

Rank	NOC	Men				Women				Total				Rank by Total
		G	S	B	Total	G	S	B	Total	G	S	B	Total	
1	MEX - Mexico	5	1		6			1	1	5	1	1	7	=2
2	CUB - Cuba	2	3	2	7	1	1		2	3	4	2	9	1
3	CAN - Canada	1	2	1	4	2		1	3	3	2	2	7	=2
4	BRA - Brazil	1	2	3	6					1	2	3	6	4
5	ARG - Argentina		1	1	2		1		1		2	1	3	6
6	VEN - Venezuela			2	2		1	1	2		1	3	4	5
Total:		9	9	9	27	3	3	3	9	12	12	12	36	

Note:

'=' - Equal sign indicates that two or more athletes or NOCs share the same rank by total

Legend:

G	Gold	S	Silver	B	Bronze	T	Total
---	------	---	--------	---	--------	---	-------



Rowing Stadium
Estádio de Remo
Estadio de Remo

CANOE / KAYAK FLATWATER RACING
CANOAGEM VELOCIDADE / CANOTAJE VELOCIDAD

FINAL PLACING BY NOC

Colocação Final por CON / Colocación Final por CON.

NOC	Men								Women			NOC Code	
	K1 1000m	K1 500m	K2 1000m	K2 500m	K4 1000m	C1 1000m	C1 500m	C2 1000m	C2 500m	K1 500m	K2 500m		K4 500m
ARG - Argentina	4	4	2	3	4	9		9	9	2	5	6	ARG
BRA - Brazil	2	3	6	4	1	5	3	2	3	6		5	BRA
CAN - Canada	1	2	4	6	2	3	5	4	6	1	1	3	CAN
CHI - Chile						4	4	5	4	8	6	8	CHI
COL - Colombia						8	9			7			COL
CUB - Cuba	3	6	5	2	3	2	2	1	1	4	2	1	CUB
ECU - Ecuador	9	8					7	8	7				ECU
GUA - Guatemala	8												GUA
MEX - Mexico		1	1	1	5	1	1	6	2	3	4	4	MEX
URU - Uruguay	6	7	8	7									URU
USA - United States of America	7	9	7	8	6	6	8	7	8	9	7	7	USA
VEN - Venezuela	5	5	3	5	7	7	6	3	5	5	3	2	VEN

Legend:

Boat Codes							
C1	Canoe single	C2	Canoe double	K1	Kayak single	K2	Kayak double
				K4	Kayak four		



POINTS BY NOC

Pontos por CON / Puntos por CON.

Rank	NOC	K Men		C Men		K Women		Total Points
		Points	Rank	Points	Rank	Points	Rank	
1	CUB - Cuba	81	4	76	1	54	2	211
2	CAN - Canada	86	1	62	5	57	1	205
3	MEX - Mexico	75	=5	72	2	49	4	196
4	VEN - Venezuela	75	=5	59	6	50	3	184
5	BRA - Brazil	85	2	67	3	30	8	182
6	ARG - Argentina	83	3	34	9	47	5	164
7	USA - United States of America	63	7	51	7	37	7	151
8	CHI - Chile	2	=11	63	4	38	6	103
9	ECU - Ecuador	23	9	39	8			62
10	URU - Uruguay	52	8	2	=11			54
11	COL - Colombia	2	=11	23	10	13	9	38
12	GUA - Guatemala	13	10	2	=11			15
13	BOL - Bolivia	2	=11					2
13	PAR - Paraguay	2	=11					2
13	PUR - Puerto Rico	2	=11					2

Legend:

K	Kayak	C	Canoe				
---	-------	---	-------	--	--	--	--

Ciclismo BMX
Ciclismo BMX
Cycling BMX





Number of Entries by NOC

Número de Inscrições por CON / Número de Inscripciones por CON.

As of 15 JUL 2007

NOC	Men Competitors	Women Competitors	Total Competitors
ARG - Argentina	2	2	4
ARU - Aruba	1		1
BOL - Bolivia	1		1
BRA - Brazil	2	2	4
CHI - Chile	2	2	4
COL - Colombia	2		2
ECU - Ecuador	2		2
GUA - Guatemala	1		1
MEX - Mexico	1		1
USA - United States	1	2	3
VEN - Venezuela	2	1	3
Total:	11	9	26



Outeiro Hill
Morro do Outeiro
Morro do Outeiro

CYCLING BMX
Ciclismo BMX / Ciclismo BMX

WOMEN
Femenino / Femenino

Entry List by Event

Lista de Inscrições por Evento / Lista de Inscripciones por Evento

As of 15 JUL 2007

NOC	Bike Number	Name	UCI Ranking	UCI Code	Date of Birth
ARG - Argentina	37	DIAZ Gabriela			2 JAN 1981
	12	DUTTO Maria Belen			22 MAY 1987
BRA - Brazil	26	HIRAMA Luciana			27 NOV 1986
	16	FLAVIA Ana			
CHI - Chile	20	ORTIZ Karla			13 FEB 1986
	25	FIGUEROA Javiera			28 DEC 1988
USA - United States	24	HIME Krystal			3 AUG 1987
	14	SMITH Rachel			16 DEC 1986
VEN - Venezuela	28	DIQUEZ Kimmy			6 AUG 1985

Note:

All changes are available in INFO.



Outeiro Hill
Morro do Outeiro
Morro do Outeiro

CYCLING BMX
Ciclismo BMX / Ciclismo BMX

MEN
Masculino /

Entry List by Event

Lista de Inscrições por Evento / Lista de Inscripciones por Evento

As of 15 JUL 2007

NOC	Bike Number	Name	UCI Ranking	UCI Code	Date of Birth
ARG - Argentina	34	BECERINE Cristian			17 APR 1977
	23	MARINO Ramiro			16 NOV 1988
ARU - Aruba	27	REYES Jose			29 MAR 1979
BOL - Bolivia	15	CARVALLO Diego			10 MAR 1988
BRA - Brazil	18	AQUINO Mauro			14 OCT 1988
	33	SOUZA Hudson			12 FEB 1984
CHI - Chile	13	FAUNDEZ Felipe			9 DEC 1987
	17	URETA Gonzalo			7 MAY 1980
COL - Colombia	30	CASTRO HERRERA A.			19 DEC 1986
	21	JIMENEZ CAICEDO A.			27 AUG 1986
ECU - Ecuador	19	ENDARA Santiago			18 MAY 1987
	35	ROURA Daniel			11 SEP 1980
GUA - Guatemala	38	MARTINEZ Hugo			26 MAR 1984
MEX - Mexico	11	OROZCO AGUIRRE G.			6 JUL 1982
USA - United States	29	RICHARDSON Jason			19 AUG 1974
VEN - Venezuela	31	SUAREZ Jonathan			6 DEC 1987
	36	PRIMERA Jose			13 APR 1984

Note:

All changes are available in INFO.



Outeiro Hill
Morro do Outeiro
Morro do Outeiro

15 JUL 2007
09:15

CYCLING BMX
Ciclismo BMX / Ciclismo BMX

WOMEN
Femenino / Feminino

Final
Final / Final

Results

Resultados / Resultados

Rank	Bike Number	Name	NOC Code	Date of Birth	Time	Gap
1	37	DIAZ Gabriela	ARG	2 JAN 1981	37.585	+0.000
2	16	FLAVIA Ana	BRA		38.697	+1.112
3	28	DIQUEZ Kimmy	VEN	6 AUG 1985	39.443	+1.858
4	24	HIME Krystal	USA	3 AUG 1987	39.909	+2.324
5	26	HIRAMA Luciana	BRA	27 NOV 1986	40.673	+3.088
6	12	DUTTO Maria Belen	ARG	22 MAY 1987	40.879	+3.294
7	14	SMITH Rachel	USA	16 DEC 1986	41.118	+3.533



Outeiro Hill
Morro do Outeiro
Morro do Outeiro

15 JUL 2007
09:00

CYCLING BMX
Ciclismo BMX / Ciclismo BMX

MEN
Masculino /

Semifinal
Semifinal / Semifinal

Results

Resultados / Resultados

	Rank	Bike Number	Name	NOC Code	Run1	Total	
HEAT 1	1	34	BECERINE Cristian	ARG	34.465 (1)	1	Q
	2	31	SUAREZ Jonathan	VEN	34.565 (2)	2	Q
	3	29	RICHARDSON Jason	USA	34.730 (3)	3	Q
	4	36	PRIMERA Jose	VEN	34.929 (4)	4	Q
	5	17	URETA Gonzalo	CHI	35.451 (5)	5	
	6	33	SOUZA Hudson	BRA	1:00.223 (6)	6	
HEAT 2	1	23	MARINO Ramiro	ARG	34.792 (1)	1	Q
	2	30	CASTRO HERRERA A.	COL	34.923 (2)	2	Q
	3	18	AQUINO Mauro	BRA	34.943 (3)	3	Q
	4	21	JIMENEZ CAICEDO A.	COL	36.081 (4)	4	Q
	5	27	REYES Jose	ARU	40.544 (5)	5	
	6	15	CARVALLO Diego	BOL	52.774 (6)	6	



Outeiro Hill
Morro do Outeiro
Morro do Outeiro

15 JUL 2007
09:00

CYCLING BMX
Ciclismo BMX / Ciclismo BMX

MEN
Masculino /

Final
Final / Final

Results

Resultados / Resultados

Rank	Bike Number	Name	NOC Code	Date of Birth	Time	Gap
1	29	RICHARDSON Jason	USA	19 AUG 1974	33.714	+0.000
2	31	SUAREZ Jonathan	VEN	6 DEC 1987	33.932	+0.218
3	36	PRIMERA Jose	VEN	13 APR 1984	34.976	+1.262
4	30	CASTRO HERRERA A.	COL	19 DEC 1986	36.215	+2.501
5	21	JIMENEZ CAICEDO A.	COL	27 AUG 1986	37.649	+3.935
6	18	AQUINO Mauro	BRA	14 OCT 1988	39.061	+5.347
7	34	BECERINE Cristian	ARG	17 APR 1977	54.470	+20.756
	23	MARINO Ramiro	ARG	16 NOV 1988	DNF	

Legend:

DNF Did Not Finish



Competition Bracket

Resultados - Chave / Resultados de la serie

Qualification				Final			
Heat 1				Heat 1			
			Rk				Rk
37	DIAZ Gabriela	ARG	1	37	DIAZ Gabriela	ARG	1
16	FLAVIA Ana	BRA	2	16	FLAVIA Ana	BRA	2
24	HIME Krystal	USA	3	28	DIQUEZ Kimmy	VEN	3
28	DIQUEZ Kimmy	VEN	4	24	HIME Krystal	USA	4
25	FIGUEROA Javiera	CHI	5	26	HIRAMA Luciana	BRA	5
Heat 2				12 DUTTO Maria Belen ARG 6			
			Rk				Rk
12	DUTTO Maria Belen	ARG	1	14	SMITH Rachel	USA	7
14	SMITH Rachel	USA	2				
26	HIRAMA Luciana	BRA	3				
20	ORTIZ Karla	CHI	4				



Outeiro Hill
Morro do Outeiro
Morro do Outeiro

15 JUL 2007
09:00

CYCLING BMX
Ciclismo BMX / Ciclismo BMX

MEN
Masculino /

Competition Bracket

Resultados - Chave / Resultados de la serie

Qualification			Semifinal			Final						
Heat 1			Heat 1									
		Rk			Rk							
34	BECERINE Cristian	ARG	1	34	BECERINE Cristian	ARG	1					
17	URETA Gonzalo	CHI	2	31	SUAREZ Jonathan	VEN	2					
36	PRIMERA Jose	VEN	3	29	RICHARDSON Jason	USA	3					
33	SOUZA Hudson	BRA	4	36	PRIMERA Jose	VEN	4					
19	ENDARA Santiago	ECU	5	17	URETA Gonzalo	CHI	5					
11	OROZCO AGUIRRE G.	MEX	6	33	SOUZA Hudson	BRA	6					
Heat 2			Heat 2			Final						
		Rk			Rk			Rk				
31	SUAREZ Jonathan	VEN	1	23	MARINO Ramiro	ARG	1	29	RICHARDSON Jason	USA	1	
29	RICHARDSON Jason	USA	2	30	CASTRO HERRERA A.	COL	2	31	SUAREZ Jonathan	VEN	2	
23	MARINO Ramiro	ARG	3	18	AQUINO Mauro	BRA	3	36	PRIMERA Jose	VEN	3	
30	CASTRO HERRERA A.	COL	4	21	JIMENEZ CAICEDO A.	COL	4	30	CASTRO HERRERA A.	COL	4	
13	FAUNDEZ Felipe	CHI	5	27	REYES Jose	ARU	5	21	JIMENEZ CAICEDO A.	COL	5	
35	ROURA Daniel	ECU	6	15	CARVALLO Diego	BOL	6	18	AQUINO Mauro	BRA	6	
Heat 3			Heat 2						34	BECERINE Cristian	ARG	7
		Rk			Rk				23	MARINO Ramiro	ARG	DNF
21	JIMENEZ CAICEDO A.	COL	1	23	MARINO Ramiro	ARG	1					
18	AQUINO Mauro	BRA	2	30	CASTRO HERRERA A.	COL	2					
27	REYES Jose	ARU	3	18	AQUINO Mauro	BRA	3					
15	CARVALLO Diego	BOL	4	21	JIMENEZ CAICEDO A.	COL	4					
38	MARTINEZ Hugo	GUA	5	27	REYES Jose	ARU	5					
				15	CARVALLO Diego	BOL	6					

Legend:
DNF Did Not Finish



Medal Standings

Posições das Medalhas / posiciones de medallas

AFTER 2 OF 2 EVENTS

Rank	NOC	Men				Women				Total				Rank by Total	
		G	S	B	Tot	G	S	B	Tot	G	S	B	Tot		
1	ARG - Argentina					1				1				1	2
1	USA - United States	1			1					1				1	2
3	VEN - Venezuela		1	1	2			1	1		1	2	3	1	
4	BRA - Brazil						1		1		1		1	2	
Total:		1	1	1	3	1	1	1	3	2	2	2	6		

Legend:

Tot Total **G** Gold **S** Silver **B** Bronze
 = Equal sign indicates that two or more NOCs share the same rank by total



Ciclismo Mountain Bike
Ciclismo Mountain Bike
Cycling Mountain Bike





Number of Entries by NOC

As of 13 JUL 2007

NOC	Men	Women	Total Competitors
ARG - Argentina	2	1	3
BOL - Bolivia	2		2
BRA - Brazil	2	1	3
CAN - Canada	2	1	3
CHI - Chile	2	1	3
COL - Colombia	2	1	3
CRC - Costa Rica	2	1	3
ECU - Ecuador		1	1
MEX - Mexico	2	1	3
PAN - Panama	1		1
PAR - Paraguay	2		2
URU - Uruguay	1		1
USA - United States	1	1	2
VEN - Venezuela	1	1	2
TOTAL: 14	22	10	32



Outeiro Hill
Morro do Outeiro
Morro do Outeiro

Cycling Mountain Bike
Ciclismo Mountain Bike / Ciclismo de Montaña

Womens Cross Country
Cross Country Feminino / Cross Country Feminino

Entry List by Event

Lista de Inscrições por Evento / Lista de Inscripciones por Evento

As of 13 JUL 2007

NOC	Bib Number	Name	UCI Ranking As of TT MMM YYYY	Date of Birth	Height m / ft in	Weight kg / lbs
ARG - Argentina	3	RODRIGUEZ Noelia		21 NOV 1982		
BRA - Brazil	6	MOURAO Jaqueline		27 DEC 1976		
CAN - Canada	4	PENDREL Catharine		30 SEP 1980		
CHI - Chile	10	CAMPOS Francisca		19 JUL 1985		
COL - Colombia	2	MAYA TABARES Viviana And.		18 JUL 1984		
CRC - Costa Rica	7	HIDALGO Rebeca		28 JAN 1982		
ECU - Ecuador	1	SERRANO Alexandra		3 JUN 1987		
MEX - Mexico	8	MORFIN MACOUZET Laura Lo.		9 JAN 1982		
USA - United States	5	McCONNELoug Mary		24 JUN 1971		
VEN - Venezuela	9	UZCATEGUI Liliana		12 DEC 1984		

Note:
All changes are available in INFO.



Outeiro Hill
Morro do Outeiro
Morro do Outeiro

14 JUL 2007
09:00

Cycling Mountain Bike
Ciclismo Mountain Bike / Ciclismo de Montaña

Womens Cross Country
Cross Country Feminino / Cross Country Feminino

Official Final Results

Resultados Finais / Resultados finales

Race distance: 5 laps - 31,5 km / 19,5 miles

Rank	BIB Number	Name	NOC Code	Average Speed (km/h)	Final Time	Behind Time
1	4	PENDREL Catharine	CAN	17.840	1:46:06	
2	5	McCONNELoug Mary	USA	17.570	1:47:44	+01:38
3	8	MORFIN MACOUZET Laura Lo.	MEX	17.014	1:51:15	+05:09
4	6	MOURAO Jaqueline	BRA	16.638	1:53:46	+07:40
5	10	CAMPOS Francisca	CHI	16.601	1:54:01	+07:55
6	2	MAYA TABARES Viviana And.	COL	15.428	2:02:41	+16:35
7	9	UZCATEGUI Liliana	VEN	14.973	2:06:25	+20:19
8	3	RODRIGUEZ Noelia	ARG	14.584	2:09:47	+23:41
9	1	SERRANO Alexandra	ECU	14.038	2:14:50	+28:44
	7	HIDALGO Rebeca	CRC		DNF4	

Legend:

DNFn Did Not Finish (abandoned in lap n)



Outeiro Hill
Morro do Outeiro
Morro do Outeiro

14 JUL 2007
09:00

Cycling Mountain Bike
Ciclismo Mountain Bike / Ciclismo de Montaña

Womens Cross Country
Cross Country Feminino / Cross Country Feminino

Race Analysis

Análise da Corrida / Análisis de la carrera

Race distance: 5 laps - 31,5 km / 19,5 miles

Rank	BIB No.	Name	NOC Code	Lap 1	Lap 2	Lap 3	Lap 4	Lap 5
				Total Time (rank)	Total Time (rank)	Total Time (rank)	Total Time (rank)	Total Time (rank)
				Lap Time (rank)	Lap Time (rank)	Lap Time (rank)	Lap Time (rank)	Lap Time (rank)
				Start loop (rank)				
1	4	PENDREL Catharine	CAN	22:27 (2) 19:53 (2) 2:34 (1)	42:50 (1) 20:23 (1)	1:04:10 (1) 21:19 (2)	1:25:05 (1) 20:55 (1)	1:46:06 (1) 21:00 (2)
2	5	McCONNELoug Mary	USA	22:08 (1) 19:34 (1) 2:34 (2)	43:49 (2) 21:40 (2)	1:04:45 (2) 20:56 (1)	1:26:55 (2) 22:10 (4)	1:47:44 (2) 20:48 (1)
3	8	MORFIN MACOUZET Laura Lo.	MEX	23:53 (4) 21:12 (4) 2:40 (5)	45:38 (3) 21:44 (3)	1:07:06 (3) 21:28 (3)	1:29:09 (3) 22:02 (2)	1:51:15 (3) 22:06 (4)
4	6	MOURAO Jaqueline	BRA	23:44 (3) 21:07 (3) 2:36 (4)	45:38 (4) 21:54 (4)	1:07:55 (4) 22:16 (4)	1:31:30 (4) 23:35 (5)	1:53:46 (4) 22:16 (5)
5	10	CAMPOS Francisca	CHI	24:43 (5) 22:08 (5) 2:35 (3)	47:13 (5) 22:29 (5)	1:09:54 (5) 22:41 (5)	1:32:03 (5) 22:09 (3)	1:54:01 (5) 21:57 (3)
6	2	MAYA TABARES Viviana And.	COL	26:07 (7) 23:19 (7) 2:47 (8)	49:34 (6) 23:27 (6)	1:13:30 (6) 23:55 (6)	1:38:05 (6) 24:34 (6)	2:02:41 (6) 24:36 (6)
7	9	UZCATEGUI Liliana	VEN	26:23 (8) 23:35 (8) 2:47 (9)	50:24 (7) 24:01 (7)	1:15:31 (7) 25:06 (7)	1:40:54 (7) 25:23 (7)	2:06:25 (7) 25:30 (7)
8	3	RODRIGUEZ Noelia	ARG	27:09 (9) 24:28 (9) 2:41 (7)	52:12 (9) 25:02 (8)	1:17:38 (9) 25:26 (8)	1:43:52 (8) 26:13 (8)	2:09:47 (8) 25:54 (8)
9	1	SERRANO Alexandra	ECU	26:06 (6) 23:17 (6) 2:48 (10)	51:21 (8) 25:15 (9)	1:17:38 (8) 26:17 (9)	1:44:37 (9) 26:58 (9)	2:14:50 (9) 30:13 (9)
	7	HIDALGO Rebeca	CRC	27:43 (10) 25:02 (10) 2:40 (6)	54:35 (10) 26:51 (10)	1:22:26 (10) 27:51 (10)	DNF4	

Legend:

DNF_n Did Not Finish (abandoned in lap n)



Outeiro Hill
Morro do Outeiro
Morro do Outeiro

Cycling Mountain Bike
Ciclismo Mountain Bike / Ciclismo de Montaña

Mens Cross Country
Cross Country Masculino / Cross Country Masculino

Entry List by Event

Lista de Inscrições por Evento / Lista de Inscripciones por Evento

As of 13 JUL 2007

NOC	Bib Number	Name	UCI Ranking As of TT MMM YYYY	Date of Birth	Height m / ft in	Weight kg / lbs
ARG - Argentina	4	CARACCIOLI Luciano Ariel		21 DEC 1982		
	5	GASCO Dario Alejandro		20 JAN 1987		
BOL - Bolivia	18	MAIZARES Alberto		12 FEB 1985		
	19	MONTAÑO Yamil		28 OCT 1981		
BRA - Brazil	11	PSCHEIDT Ricardo		9 JUL 1980		
	12	VALERIANO Rubens		14 AUG 1979		
CAN - Canada	8	FEDERAU Ricky		8 OCT 1981		
	9	TOULOUSE Mathieu		3 AUG 1976		
CHI - Chile	21	SILVA Cristobal		12 OCT 1979		
	22	PUSCHEL Javier		9 SEP 1983		
COL - Colombia	2	BOTERO SALAZAR John Jairo		16 MAR 1978		
	1	ROJAS ROJAS Mario Alberto		31 JAN 1985		
CRC - Costa Rica	14	MONTOYA Paolo		15 JUN 1985		
	13	ESQUIVEL Deiber		27 JAN 1982		
MEX - Mexico	16	TORRES Ignacio		15 APR 1984		
	15	HERNANDEZ Carlos Manuel		17 JUN 1976		
PAN - Panama	3	MIRANDA Guillermo		1 FEB 1979		
PAR - Paraguay	7	MIÑO Gustavo		12 JUN 1984		
	6	GROBENSTIEG Heiko		28 AUG 1975		
URU - Uruguay	20	MORALES Ignacio		2 APR 1978		
USA - United States	10	CRAIG Adam		15 AUG 1981		
VEN - Venezuela	17	LUGO Franklin		30 DEC 1986		

Note:
All changes are available in INFO.



Outeiro Hill
Morro do Outeiro
Morro do Outeiro

14 JUL 2007
12:30

Cycling Mountain Bike
Ciclismo Mountain Bike / Ciclismo de Montaña

Mens Cross Country
Cross Country Masculino / Cross Country Masculino

Official Final Results

Resultados Finais / Resultados finales

Race distance: 7 laps - 43,7 km / 27,1 miles

Rank	BIB Number	Name	NOC Code	Average Speed (km/h)	Final Time	Behind Time
1	10	CRAIG Adam	USA	20.940	2:05:21	
2	12	VALERIANO Rubens	BRA	20.646	2:07:08	+01:47
3	5	GASCO Dario Alejandro	ARG	20.568	2:07:37	+02:16
4	16	TORRES Ignacio	MEX	20.408	2:08:37	+03:16
5	11	PSCHIEDT Ricardo	BRA	20.225	2:09:47	+04:26
6	9	TOULOUSE Mathieu	CAN	20.212	2:09:52	+04:31
7	22	PUSCHEL Javier	CHI	19.362	2:15:34	+10:13
8	17	LUGO Franklin	VEN	19.258	2:16:18	+10:57
9	14	MONTOYA Paolo	CRC	19.208	2:16:39	+11:18
10	4	CARACCIOLI Luciano Ariel	ARG	18.850	2:19:15	+13:54
11	21	SILVA Cristobal	CHI	18.167	2:24:29	+19:08
12	1	ROJAS ROJAS Mario Alberto	COL	18.036	2:25:32	+20:11
13	19	MONTAÑO Yamil	BOL		-4LAP	
14	7	MIÑO Gustavo	PAR		"	
15	3	MIRANDA Guillermo	PAN		-5LAP	
16	20	MORALES Ignacio	URU		"	
17	6	GROBENSTIEG Heiko	PAR		"	
18	18	MAIZARES Alberto	BOL		"	
	2	BOTERO SALAZAR John Jairo	COL		DNF5	
	13	ESQUIVEL Deiber	CRC		DNF4	
	8	FEDERAU Ricky	CAN		DNF1	
	15	HERNANDEZ Carlos Manuel	MEX		"	

Legend:

-nLAP Lapped with n laps remaining

DNF_n Did Not Finish (abandoned in lap n)



Outeiro Hill
Morro do Outeiro
Morro do Outeiro

14 JUL 2007
12:30

Cycling Mountain Bike
Ciclismo Mountain Bike / Ciclismo de Montaña

Mens Cross Country
Cross Country Masculino / Cross Country Masculino

Race Analysis

Análise da Corrida / Análisis de la carrera

Race distance: 7 laps - 43,7 km / 27,1 miles

Rank	BIB No.	Name	NOC Code	Lap 1		Lap 2		Lap 3		Lap 4		Lap 5		Lap 6		Lap 7	
				Total Time (rank)	Lap Time (rank)	Total Time (rank)	Lap Time (rank)	Total Time (rank)	Lap Time (rank)	Total Time (rank)	Lap Time (rank)	Total Time (rank)	Lap Time (rank)	Total Time (rank)	Lap Time (rank)	Total Time (rank)	Lap Time (rank)
				18:21 (1)	2:05 (2)	35:13 (1)	2:05 (2)	52:40 (1)	2:05 (2)	1:10:32 (1)	2:05 (2)	1:28:29 (1)	2:05 (2)	1:46:39 (1)	2:05 (2)	2:05:21 (1)	2:05 (2)
1	10	CRAIG Adam	USA	16:16 (1)	2:05 (2)	16:51 (1)	2:05 (2)	17:27 (2)	2:05 (2)	17:51 (2)	2:05 (2)	17:56 (3)	2:05 (2)	18:09 (2)	2:05 (2)	18:42 (4)	2:05 (2)
2	12	VALERIANO Rubens	BRA	18:47 (2)	2:05 (1)	35:58 (2)	2:05 (1)	53:14 (2)	2:05 (1)	1:11:08 (2)	2:05 (1)	1:29:08 (2)	2:05 (1)	1:47:30 (2)	2:05 (1)	2:07:08 (2)	2:05 (1)
3	5	GASCO Dario Alejandro	ARG	19:36 (6)	2:08 (6)	37:32 (5)	2:08 (6)	55:41 (5)	2:08 (6)	1:13:51 (3)	2:08 (6)	1:32:05 (5)	2:08 (6)	1:50:20 (4)	2:08 (6)	2:07:37 (3)	2:08 (6)
4	16	TORRES Ignacio	MEX	17:28 (6)	2:08 (6)	17:55 (8)	2:08 (6)	18:09 (6)	2:08 (6)	18:09 (4)	2:08 (6)	18:14 (7)	2:08 (6)	18:15 (4)	2:08 (6)	17:16 (1)	2:08 (6)
4	16	TORRES Ignacio	MEX	19:46 (8)	2:08 (9)	37:33 (8)	2:08 (9)	55:41 (3)	2:08 (3)	1:13:51 (4)	2:08 (4)	1:32:04 (4)	2:08 (4)	1:50:20 (3)	2:08 (3)	2:08:37 (4)	2:08 (3)
4	16	TORRES Ignacio	MEX	17:37 (8)	2:08 (9)	17:47 (4)	2:08 (9)	18:07 (4)	2:08 (4)	18:09 (7)	2:08 (7)	18:13 (5)	2:08 (5)	18:15 (3)	2:08 (3)	18:17 (3)	2:08 (3)
5	11	PSCHEIDT Ricardo	BRA	19:36 (4)	2:05 (3)	37:31 (4)	2:05 (3)	55:42 (7)	2:05 (7)	1:13:51 (6)	2:05 (6)	1:31:16 (3)	2:05 (3)	1:50:21 (5)	2:05 (5)	2:09:47 (5)	2:05 (5)
5	11	PSCHEIDT Ricardo	BRA	17:30 (7)	2:05 (3)	17:55 (7)	2:05 (7)	18:10 (7)	2:05 (7)	18:09 (5)	2:05 (5)	17:24 (1)	2:05 (1)	19:04 (6)	2:05 (6)	19:26 (5)	2:05 (5)
6	9	TOULOUSE Mathieu	CAN	24:46 (17)	2:14 (14)	42:05 (15)	2:14 (14)	59:40 (13)	2:14 (13)	1:17:11 (11)	2:14 (11)	1:34:50 (8)	2:14 (8)	1:52:27 (6)	2:14 (6)	2:09:52 (6)	2:14 (6)
6	9	TOULOUSE Mathieu	CAN	22:31 (17)	2:14 (14)	17:19 (3)	2:14 (3)	17:34 (3)	2:14 (3)	17:31 (1)	2:14 (1)	17:38 (2)	2:14 (2)	17:37 (1)	2:14 (1)	17:24 (2)	2:14 (2)
7	22	PUSCHEL Javier	CHI	19:57 (11)	2:06 (4)	38:32 (10)	2:06 (10)	57:32 (10)	2:06 (10)	1:16:50 (10)	2:06 (10)	1:36:03 (10)	2:06 (10)	1:56:05 (8)	2:06 (8)	2:15:34 (7)	2:06 (7)
7	22	PUSCHEL Javier	CHI	17:51 (12)	2:06 (4)	18:35 (11)	2:06 (11)	18:59 (11)	2:06 (11)	19:18 (11)	2:06 (11)	19:12 (8)	2:06 (8)	20:02 (7)	2:06 (7)	19:29 (6)	2:06 (6)
8	17	LUGO Franklin	VEN	19:37 (7)	2:16 (16)	37:32 (6)	2:16 (6)	55:41 (4)	2:16 (4)	1:14:20 (7)	2:16 (7)	1:34:16 (7)	2:16 (7)	1:55:07 (7)	2:16 (7)	2:16:18 (8)	2:16 (7)
8	17	LUGO Franklin	VEN	17:20 (3)	2:16 (16)	17:54 (6)	2:16 (6)	18:09 (5)	2:16 (5)	18:38 (9)	2:16 (9)	19:55 (10)	2:16 (10)	20:51 (10)	2:16 (10)	21:10 (10)	2:16 (10)
9	14	MONTOYA Paolo	CRC	19:57 (10)	2:09 (10)	38:11 (9)	2:09 (9)	56:33 (9)	2:09 (9)	1:15:34 (9)	2:09 (9)	1:35:43 (9)	2:09 (9)	1:56:05 (9)	2:09 (9)	2:16:39 (9)	2:09 (9)
9	14	MONTOYA Paolo	CRC	17:47 (10)	2:09 (10)	18:14 (10)	2:09 (10)	18:22 (9)	2:09 (9)	19:00 (10)	2:09 (10)	20:09 (11)	2:09 (11)	20:22 (9)	2:09 (9)	20:33 (9)	2:09 (9)
10	4	CARACCIOLI Luciano Ariel	ARG	19:59 (12)	2:10 (12)	39:41 (12)	2:10 (12)	59:10 (12)	2:10 (12)	1:18:48 (13)	2:10 (13)	1:38:37 (11)	2:10 (11)	1:58:48 (10)	2:10 (10)	2:19:15 (10)	2:10 (10)
10	4	CARACCIOLI Luciano Ariel	ARG	17:48 (11)	2:10 (12)	19:42 (14)	2:10 (14)	19:28 (13)	2:10 (13)	19:37 (12)	2:10 (12)	19:49 (9)	2:10 (9)	20:10 (8)	2:10 (8)	20:27 (8)	2:10 (8)
11	21	SILVA Cristobal	CHI	19:46 (9)	2:07 (5)	38:32 (11)	2:07 (11)	57:32 (11)	2:07 (11)	1:18:01 (12)	2:07 (12)	1:39:56 (12)	2:07 (12)	2:02:06 (11)	2:07 (11)	2:24:29 (11)	2:07 (11)
11	21	SILVA Cristobal	CHI	17:39 (9)	2:07 (5)	18:46 (12)	2:07 (12)	18:59 (12)	2:07 (12)	20:28 (13)	2:07 (13)	21:54 (12)	2:07 (12)	22:09 (11)	2:07 (11)	22:23 (12)	2:07 (12)
12	1	ROJAS ROJAS Mario Alberto	COL	19:36 (5)	2:10 (11)	37:31 (3)	2:10 (3)	55:41 (6)	2:10 (6)	1:13:51 (5)	2:10 (5)	1:32:05 (6)	2:10 (6)	2:04:19 (12)	2:10 (12)	2:25:32 (12)	2:10 (12)
12	1	ROJAS ROJAS Mario Alberto	COL	17:26 (4)	2:10 (11)	17:54 (5)	2:10 (5)	18:10 (8)	2:10 (8)	18:09 (6)	2:10 (6)	18:13 (6)	2:10 (6)	32:14 (12)	2:10 (12)	21:12 (11)	2:10 (11)
13	19	MONTAÑO Yamil	BOL	21:28 (13)	2:19 (17)	41:09 (13)	2:19 (13)	1:06:36 (15)	2:19 (15)	-4LAP							
13	19	MONTAÑO Yamil	BOL	19:08 (13)	2:19 (17)	19:41 (13)	2:19 (13)	25:27 (16)	2:19 (16)								
14	7	MIÑO Gustavo	PAR	24:00 (16)	2:15 (15)	46:06 (16)	2:15 (16)	1:08:14 (16)	2:15 (16)	-4LAP							
14	7	MIÑO Gustavo	PAR	21:45 (16)	2:15 (15)	22:06 (16)	2:15 (16)	22:07 (15)	2:15 (15)								
15	3	MIRANDA Guillermo	PAN	25:40 (19)	2:24 (21)	48:45 (17)	2:24 (17)	-5LAP									
15	3	MIRANDA Guillermo	PAN	23:16 (19)	2:24 (21)	23:05 (17)	2:24 (17)										



Outeiro Hill
Morro do Outeiro
Morro do Outeiro

14 JUL 2007
12:30

Cycling Mountain Bike
Ciclismo Mountain Bike / Ciclismo de Montaña

Mens Cross Country
Cross Country Masculino / Cross Country Masculino

Race Analysis

Análise da Corrida / Análisis de la carrera

Race distance: 7 laps - 43,7 km / 27,1 miles

Rank	BIB No.	Name	NOC Code	Lap 1	Lap 2	Lap 3	Lap 4	Lap 5	Lap 6	Lap 7
				Total Time (rank) Lap Time (rank) Start loop (rank)	Total Time (rank) Lap Time (rank)	Total Time (rank) Lap Time (rank)	Total Time (rank) Lap Time (rank)	Total Time (rank) Lap Time (rank)	Total Time (rank) Lap Time (rank)	Total Time (rank) Lap Time (rank)
16	20	MORALES Ignacio	URU	25:27 (18) 23:03 (18) 2:24 (20)	50:21 (18) 24:53 (19)	-5LAP				
17	6	GROBENSTIEG Heiko	PAR	23:26 (15) 21:03 (15) 2:22 (18)	50:49 (19) 27:22 (20)	-5LAP				
18	18	MAIZARES Alberto	BOL	26:16 (20) 23:52 (20) 2:24 (19)	50:58 (20) 24:41 (18)	-5LAP				
	2	BOTERO SALAZAR John Jairo	COL	19:36 (3) 17:27 (5) 2:08 (8)	37:33 (7) 17:56 (9)	56:30 (8) 18:57 (10)	1:14:45 (8) 18:14 (8)	DNF5		
13		ESQUIVEL Deiber	CRC	21:48 (14) 19:33 (14) 2:14 (13)	41:42 (14) 19:54 (15)	1:03:43 (14) 22:01 (14)	DNF4			
	8	FEDERAU Ricky	CAN	DNF1 2:08 (7)						
15		HERNANDEZ Carlos Manuel	MEX	DNF1 2:35 (22)						

Legend:

-nLAP Lapped with n laps remaining

DNFn Did Not Finish (abandoned in lap n)



Medal Standings

Posições das Medalhas / posiciones de medallas

AFTER 2 OF 2 EVENTS

Rank	NOC	Men				Women				Total				Rank by Total
		G	S	B	Tot	G	S	B	Tot	G	S	B	Tot	
1	USA - United States	1			1		1		1	1	1		2	1
2	CAN - Canada					1			1	1			1	2
3	BRA - Brazil		1		1						1		1	2
4	ARG - Argentina			1	1							1	1	2
4	MEX - Mexico						1	1				1	1	2
Total		1	1	1	3	1	1	1	3	2	2	2	6	

Legend:		
Tot	Total	
G	Gold	
S	Silver	
B	Bronze	
=	Equal sign indicates that two or more NOCs share the same rank by total	



Outeiro Hill
Morro do Outeiro
Morro do Outeiro

Cycling Mountain Bike
Ciclismo Mountain Bike / Ciclismo de Montaña

Medallists by Event

Medalhistas por Evento / Medallista por evento

AFTER 2 OF 2 EVENTS

Event Name	Date	Medal	Name	NOC Code
Womens Cross Country	14 JUL 2007	GOLD	PENDREL Catharine	CAN
		SILVER	McCONNELLOUG Mary	USA
		BRONZE	MORFIN MACOUZET Laura Lo.	MEX
Mens Cross Country	14 JUL 2007	GOLD	CRAIG Adam	USA
		SILVER	VALERIANO Rubens	BRA
		BRONZE	GASCO Dario Alejandro	ARG

Ciclismo Estrada
Ciclismo Carretera
Cycling Road





CYCLING ROAD

CORRIDA ESTRADA / CARRERA EN CARRETERA - EN RUTA

Official Communication

Comunicazione Ufficiale / Communiqué officiel

Item: 1

RUTA INDIVIDUAL DAMAS - REPORTE DEL COLEGIO DE COMISARIOS

MULTA: SR: ROBERTO BRAGETI DTOR. TECNICO EQUIPO ARGENTINA POR VIOLAR EL ART. 12.01.007 (POR TRANSPORTAR EN EL VEHICULO DEL EQUIPO A UNA PERSONA NO ACREDITADA POR LA ORGANIZACION) 100.00 CHF.

Issued by: PEDRO FRIAS - PRESIDENTE JURADO

Time: 11:15

Date: 21 JUL 2007

This decision affects:

RESULTS

SCHEDULE

OTHER

<input type="checkbox"/>
<input type="checkbox"/>
<input checked="" type="checkbox"/>

Note:



CYCLING ROAD

CORRIDA ESTRADA / CARRERA EN CARRETERA - EN RUTA

Official Communication

Comunicazione Ufficiale / Communiqué officiel

Item: 1

RUTA INDIVIDUAL DAMAS - REPORTE DEL COLEGIO DE COMISARIOS

MULTA: SR: ROBERTO BRAGETI DTOR. TECNICO EQUIPO ARGENTINA POR VIOLAR EL ART. 12.01.007 (POR TRANSPORTAR EN EL VEHICULO DEL EQUIPO A UNA PERSONA NO ACREDITADA POR LA ORGANIZACION) 100.00 CHF.

Issued by: PEDRO FRIAS - PRESIDENTE JURADO
Time: 11:15
Date: 21 JUL 2007

This decision affects:

RESULTS
SCHEDULE
OTHER

<input type="checkbox"/>
<input type="checkbox"/>
<input checked="" type="checkbox"/>

Note:



Flamengo Park
Parque do Flamengo
Parque del Flamengo

21 JUL 2007
08:00

Cycling Road
Ciclismo Estrada / Ciclismo Carretera

Women's Road Race
Corrida Estrada Fem. / Carrera en carretera - en ruta Fem.

Start List

Lista de Largada (Corrida de Estrada) / Lista de salida (Carrera - Carretera)

Race distance: 4 laps - 78 km

Race Number	Name	UCI Code
1	NUMAINVILLE Joelle	CAN
2	SAMPLONIUS Anne	CAN
3	ARAVENA Irene	CHI
4	MUNOZ Paola	CHI
5	AGUDELO CORREA Elizabeth	COL
6	GOMEZ SANCHEZ Sandra Pat.	COL
7	MADRINAN Paola	COL
8	GARCIA Evelyn	ESA
9	GONZALEZ Yumari	CUB
10	GONZALEZ Yoanka	CUB
11	RODRIGUEZ Dalila	CUB
12	CHIRINOS Dayana	VEN
13	GARCIA Danielys	VEN
14	MACHADO Karelia	VEN
15	GUZMAN Anne	DOM
16	SILVA Janildes	BRA
17	SILVA Clemilda	BRA
18	SOUZA Uenia	BRA
19	GRANIZAL Fabiana	URU
20	GRASSI HERRERA Alessandr.	MEX
21	GUERRERO MENDEZ Belem	MEX
22	LEAL BALDERAS Veronica	MEX
23	COMPIANO Jesica	ARG



Flamengo Park
Parque do Flamengo
Parque del Flamengo

21 JUL 2007
12:00

Cycling Road
Ciclismo Estrada / Ciclismo Carretera

Men's Road Race
Corrida Estrada Masc. / Carrera en carretera - en ruta Masc.

Start List

Lista de Largada (Corrida de Estrada) / Lista de salida (Carrera - Carretera)

Race distance: 8 laps - 156 km

Race Number	Name	UCI Code
1	ALCOLEA Arnold	CUB
2	PEREZ Pedro Pablo	CUB
3	FERNANDEZ Michel	CUB
4	ALONSO Yunier	CUB
5	ROJAS VILLEGAS Juan Carlos	CRC
6	BUTTERFIELD Tyler	BER
7	DIONNE Charles	CAN
8	LACOMBE Keven	CAN
9	McKENZIE Ryan	CAN
10	ROLLIN Dominique	CAN
11	GALLEGOS Jorge	ECU
12	GUAMA Bayron	ECU
13	MONTENEGRO Juan	ECU
14	NAVARRETE Segundo	ECU
15	ALZATE ESCOBAR Carlos Ed.	COL
16	FORERO CARRENO Juan Pablo	COL
17	PEREZ SUAREZ Jairo	COL
18	SERPA PEREZ Jose Rodolfo	COL
19	GALLARDO Horacio	BOL
20	MONTANO Yamil	BOL
21	CLARKE Pilliph	BAR
22	ARRIAGADA Marcelo	CHI
23	CORVALAN Arturo	CHI
24	GARRIDO Gonzalo	CHI
25	RODRIGUEZ Richard	CHI
26	BREA Anthony	VEN
27	GIL Aurelio	VEN
28	MORENO Victor	VEN
29	CHACON Franklin	VEN
30	GROBENSTIEG Heiko	PAR
31	MINO Gustavo	PAR
32	BORRAJO Alejandro	ARG
33	BORRAJO Anibal	ARG
34	TURANO Raul	ARG
35	CURUCHET Juan	ARG
36	RODMAN Marloe	JAM
37	MIRANDA Guillermo	PAN
38	CRUZ Wendy	DOM
39	GERMAN Rafael	DOM
40	PEREZ Jorge	DOM
41	SANCHEZ Augusto	DOM
42	REYES Alen	URU
43	WYNANTS Milton	URU
44	ANDRIATO Rafael	BRA
45	BULGARELLI Otavio	BRA
46	PAGLIARINI Luciano	BRA
47	SEABRA Renato	BRA
48	ALDAPE Moises	MEX
49	ESPARZA MUNOZ Fausto Marcelo	MEX
50	MAGALLANES Juan Pablo	MEX
51	SARABIA DIAZ Ignacio	MEX
52	ABRAHAM Emile	TRI



Flamengo Park
Parque do Flamengo
Parque del Flamengo

15 JUL 2007
13:00

Cycling Road
Carrera en carretera - en ruta / Corrida Estrada

Women's Individual Time Trial
Contra-relógio Individual Fem. / Kilómetro contrarelo Individuales Fem.

Start List

Lista de Largada (Contra o Relógio) / Lista de salida (Contrarreloj)

Race distance: 1 lap - 19.5 km

Group	Start Time	Race Number	Name	UCI Code	Time
	13:00:00	5	LEAL BALDERAS Veronica	MEX	_____
	13:01:00	7	SAMPLONIUS Anne	CAN	_____
	13:02:00	9	GEIST Kimberly	USA	_____
	13:03:00	12	RODRIGUEZ Dalila	CUB	_____
	13:04:00	4	GRASSI HERRERA Alessandr.	MEX	_____
	13:05:00	14	SILVA Clemilda	BRA	_____
	13:06:00	10	GUZMAN Anne	DOM	_____
	13:07:00	6	NUMAINVILLE Joelle	CAN	_____
	13:08:00	8	COMPIANO Jesica	ARG	_____
	13:09:00	1	GOMEZ SANCHEZ Sandra Pat.	COL	_____
	13:10:00	3	GARCIA Evelyn	ESA	_____
	13:11:00	11	DOMINGUEZ Yudelmis	CUB	_____
	13:12:00	2	MADRIAN Paola	COL	_____



Flamengo Park
Parque do Flamengo
Parque del Flamengo

15 JUL 2007
15:30

Cycling Road

Carrera en carretera - en ruta / Corrida Estrada

Men's Individual Time Trial

Contra-relógio Individual Masc. / Kilómetro contrarelo Individuales Masc.

Start List

Lista de Largada (Contra o Relógio) / Lista de salida (Contrarreloj)

Race distance: 2 laps - 39.0 km

Group	Start Time	Race Number	Name	UCI Code	Time
	15:30:00	4	CLARKE Pilliph	BAR	_____
	15:31:00	3	ROJAS Juanc	CRC	_____
	15:32:00	13	ROLLIN Dominique	CAN	_____
	15:33:00	5	ESPARZA MUNOZ Fausto Marcelo	MEX	_____
	15:34:00	10	NICACIO Pedro	BRA	_____
	15:35:00	1	BOTERO Santiago	COL	_____
	15:36:00	11	NOVELLO Marcos	BRA	_____
	15:37:00	2	NINO CORREDOR Libardo	COL	_____
	15:38:00	8	MEDICI Matias	ARG	_____
	15:39:00	7	SMITH Eric	CAN	_____
	15:40:00	6	SARABIA DIAZ Ignacio	MEX	_____
	15:41:00	9	MEDINA Jose	CHI	_____



Flamengo Park
Parque do Flamengo
Parque del Flamengo

21 JUL 2007
08:00

Cycling Road
Ciclismo Estrada / Ciclismo Carretera

Women's Road Race
Corrida Estrada Fem. / Carrera en carretera - en ruta Fem.

Final Results

Resultados Finais (Corrida de Estrada) / Resultados Finales (Carrera carretera)

Race distance: 4 laps - 78 km

Rank	Race Number	Name	NOC Code	Final Time	Time Behind	Avg. Speed
1	9	GONZALEZ Yumari	CUB	2:04:52		37.479
2	21	GUERRERO MENDEZ Belem	MEX	"	"	
3	13	GARCIA Danielys	VEN	"	"	
4	10	GONZALEZ Yoanka	CUB	"	"	
5	16	SILVA Janildes	BRA	"	"	
6	3	ARAVENA Irene	CHI	"	"	
7	4	MUNOZ Paola	CHI	"	"	
8	2	SAMPLONIUS Anne	CAN	"	"	
9	1	NUMAINVILLE Joelle	CAN	"	"	
10	22	LEAL BALDERAS Veronica	MEX	"	"	
11	17	SILVA Clemilda	BRA	"	"	
12	5	AGUDELO CORREA Elizabeth	COL	"	"	
13	19	GRANIZAL Fabiana	URU	"	"	
14	8	GARCIA Evelyn	ESA	"	"	
15	23	COMPIANO Jesica	ARG	"	"	
16	20	GRASSI HERRERA Alessandr.	MEX	"	"	
17	15	GUZMAN Anne	DOM	"	"	
18	7	MADRINAN Paola	COL	"	"	
19	12	CHIRINOS Dayana	VEN	2:04:57	+5	
20	6	GOMEZ SANCHEZ Sandra Pat.	COL	"	"	
21	18	SOUZA Uenia	BRA	"	"	
22	11	RODRIGUEZ Dalila	CUB	"	"	
	14	MACHADO Karelia	VEN	DNS		

Legend:

DNS Did Not Start



Flamengo Park
Parque do Flamengo
Parque del Flamengo

21 JUL 2007
12:00

Cycling Road
Ciclismo Estrada / Ciclismo Carretera

Men's Road Race
Corrida Estrada Masc. / Carrera en carretera - en ruta Masc.

Final Results

Resultados Finais (Corrida de Estrada) / Resultados Finales (Carrera carretera)

Race distance: 8 laps - 156 km

Rank	Race Number	Name	NOC Code	Final Time	Time Behind	Avg. Speed
1	38	CRUZ Wendy	DOM	3:38:50		42.772
2	52	ABRAHAM Emile	TRI	"	"	
3	46	PAGLIARINI Luciano	BRA	"	"	
4	2	PEREZ Pedro Pablo	CUB	"	"	
5	8	LACOMBE Keven	CAN	"	"	
6	51	SARABIA DIAZ Ignacio	MEX	"	"	
7	7	DIONNE Charles	CAN	"	"	
8	23	CORVALAN Arturo	CHI	"	"	
9	26	BREA Anthony	VEN	"	"	
10	49	ESPARZA MUNOZ Fausto Mar.	MEX	"	"	
11	19	GALLARDO Horacio	BOL	"	"	
12	12	GUAMA Bayron	ECU	"	"	
13	1	ALCOLEA Arnold	CUB	"	"	
14	33	BORRAJO Anibal	ARG	"	"	
15	44	ANDRIATO Rafael	BRA	"	"	
16	16	FORERO CARRENO Juan Pablo	COL	"	"	
17	37	MIRANDA Guillermo	PAN	"	"	
18	30	GROBENSTIEG Heiko	PAR	"	"	
19	5	ROJAS VILLEGAS Juan Carl.	CRC	"	"	
20	43	WYNANTS Milton	URU	"	"	
21	20	MONTANO Yamil	BOL	"	"	
22	10	ROLLIN Dominique	CAN	"	"	
23	31	MINO Gustavo	PAR	"	"	
24	36	RODMAN Marloe	JAM	"	"	
25	17	PEREZ SUAREZ Jairo	COL	"	"	
26	45	BULGARELLI Otavio	BRA	"	"	
27	34	TURANO Raul	ARG	"	"	
28	14	NAVARRETE Segundo	ECU	"	"	
29	42	REYES Alen	URU	"	"	
30	41	SANCHEZ Augusto	DOM	"	"	
31	11	GALLEGOS Jorge	ECU	"	"	
32	29	CHACON Franklin	VEN	"	"	
33	6	BUTTERFIELD Tyler	BER	"	"	
34	47	SEABRA Renato	BRA	3:38:56	+6	
35	27	GIL Aurelio	VEN	"	"	
36	28	MORENO Victor	VEN	3:38:58	+8	
37	40	PEREZ Jorge	DOM	3:39:01	+11	
38	18	SERPA PEREZ Jose Rodolfo	COL	"	"	
39	48	ALDAPE Moises	MEX	3:39:15	+25	
40	50	MAGALLANES Juan Pablo	MEX	"	"	
41	24	GARRIDO Gonzalo	CHI	3:39:18	+28	
42	22	ARRIAGADA Marcelo	CHI	"	"	
43	35	CURUCHET Juan	ARG	3:39:23	+33	
44	9	McKENZIE Ryan	CAN	3:39:39	+49	
45	21	CLARKE Pilliph	BAR	3:40:27	+1:37	
46	39	GERMAN Rafael	DOM	3:42:22	+3:32	
47	25	RODRIGUEZ Richard	CHI	3:44:39	+5:49	
48	4	ALONSO Yunier	CUB	3:46:46	+7:56	
	15	ALZATE ESCOBAR Carlos Ed.	COL	DNF		
	13	MONTENEGRO Juan	ECU	DNF		
	32	BORRAJO Alejandro	ARG	DNF		
	3	FERNANDEZ Michel	CUB	DNF		

Legend:

DNF Did Not Finish

DNS Did Not Start



Flamengo Park
Parque do Flamengo
Parque del Flamengo

15 JUL 2007
13:00

Cycling Road

Carrera en carretera - en ruta / Corrida Estrada

Women's Individual Time Trial

Contra-relógio Individual Fem. / Kilómetro contrarelo Individuales Fem.

Results

Resultados (Contra o Relógio) / Resultados (Contrarreloj)

Race distance: 1 lap - 19.5 km

Rank	Race Number	Name	NOC Code	Final Time	Time Behind	Avg. Speed
1	7	SAMPLONIUS Anne	CAN	26:23.70 (1) 26:23.70 (1)		44.326
2	4	GRASSI HERRERA Alessandr.	MEX	27:51.19 (2) 27:51.19 (2)	+1:27.49	42.005
3	14	SILVA Clemilda	BRA	28:15.89 (3) 28:15.89 (3)	+1:52.19	41.394
4	12	RODRIGUEZ Dalila	CUB	28:17.20 (4) 28:17.20 (4)	+1:53.50	41.362
5	9	GEIST Kimberly	USA	28:21.69 (5) 28:21.69 (5)	+1:57.99	41.253
6	3	GARCIA Evelyn	ESA	28:31.47 (6) 28:31.47 (6)	+2:07.77	41.017
7	2	MADRIAN Paola	COL	28:44.68 (7) 28:44.68 (7)	+2:20.98	40.703
8	6	NUMAINVILLE Joelle	CAN	28:49.19 (8) 28:49.19 (8)	+2:25.49	40.597
9	8	COMPIANO Jesica	ARG	29:21.16 (9) 29:21.16 (9)	+2:57.46	39.860
10	11	DOMINGUEZ Yudelmis	CUB	29:41.09 (10) 29:41.09 (10)	+3:17.39	39.414
11	10	GUZMAN Anne	DOM	30:06.29 (11) 30:06.29 (11)	+3:42.59	38.864
12	1	GOMEZ SANCHEZ Sandra Pat.	COL	30:15.46 (12) 30:15.46 (12)	+3:51.76	38.667
	5	LEAL BALDERAS Veronica	MEX	DNS		

Legend:

DNS Did Not Start



Flamengo Park
Parque do Flamengo
Parque del Flamengo

15 JUL 2007
15:30

Cycling Road

Carrera en carretera - en ruta / Corrida Estrada

Men's Individual Time Trial

Contra-relógio Individual Masc. / Kilómetro contrarelo Individuales Masc.

Results

Resultados (Contra o Relógio) / Resultados (Contrarreloj)

Race distance: 2 laps - 39.0 km

Rank	Race Number	Name	NOC Code	Split 1 at 19,5 km	Final Time	Time Behind	Avg. Speed
1	1	BOTERO Santiago	COL	23:29.44 (1)	47:27.51 (1) 23:58.06 (1)		49.306
2	2	NINO CORREDOR Libardo	COL	24:09.96 (2)	48:19.44 (2) 24:09.48 (2)	+51.93	48.423
3	8	MEDICI Matias	ARG	24:17.45 (3)	48:46.90 (3) 24:29.44 (3)	+1:19.39	47.968
4	13	ROLLIN Dominique	CAN	24:36.56 (4)	49:11.30 (4) 24:34.74 (4)	+1:43.79	47.572
5	6	SARABIA DIAZ Ignacio	MEX	25:00.99 (5)	50:05.60 (5) 25:04.61 (5)	+2:38.09	46.712
6	5	ESPARZA MUNOZ Fausto Marcelo	MEX	25:12.92 (7)	50:50.58 (6) 25:37.65 (6)	+3:23.07	46.024
7	3	ROJAS Juanc	CRC	25:24.55 (8)	51:19.49 (7) 25:54.93 (7)	+3:51.98	45.591
8	9	MEDINA Jose	CHI	25:12.37 (6)	51:33.50 (8) 26:21.12 (8)	+4:05.99	45.385
9	10	NICACIO Pedro	BRA	25:54.71 (9)	53:07.87 (9) 27:13.15 (9)	+5:40.36	44.041
10	11	NOVELLO Marcos	BRA	26:32.74 (10)	54:24.08 (10) 27:51.34 (10)	+6:56.57	43.013
11	7	SMITH Eric	CAN	26:46.34 (11)	54:50.22 (11) 28:03.88 (11)	+7:22.71	42.671
12	4	CLARKE Pilliph	BAR	29:24.91 (12)	1:00:43.07 (12) 31:18.16 (12)	+13:15.56	38.538



Flamengo Park
Parque do Flamengo
Parque del Flamengo

21 JUL 2007
08:00

Cycling Road
Ciclismo Estrada / Ciclismo Carretera

Women's Road Race
Corrida Estrada Fem. / Carrera en carretera - en ruta Fem.

Race Analysis

Análise da Corrida (Corrida de Estrada - após a corrida) / Análisis de la carrera (Carrera carretera - después la carrera)

After 3 laps - 78 km

Rank	Race Number	Name	NOC Code	Lap 1	Lap 2	Lap 3	FINISH
1	9	GONZALEZ Yumari	CUB	31:04 (18)	1:02:36 (7)	1:32:29 (13)	2:04:52
2	21	GUERRERO MENDEZ Belem	MEX	31:04 (17)	1:02:36 (17)	1:32:29 (21)	2:04:52
3	13	GARCIA Danielys	VEN	31:04 (8)	1:02:36 (18)	1:32:29 (15)	2:04:52
4	10	GONZALEZ Yoanka	CUB	31:04 (22)	1:02:36 (2)	1:32:29 (22)	2:04:52
5	16	SILVA Janildes	BRA	31:04 (21)	1:02:36 (19)	1:32:29 (16)	2:04:52
6	3	ARAVENA Irene	CHI	31:04 (9)	1:02:36 (4)	1:32:29 (10)	2:04:52
7	4	MUNOZ Paola	CHI	31:04 (6)	1:02:36 (16)	1:32:29 (20)	2:04:52
8	2	SAMPLONIUS Anne	CAN	31:02 (1)	1:02:36 (20)	1:32:29 (3)	2:04:52
9	1	NUMAINVILLE Joelle	CAN	31:04 (14)	1:02:36 (9)	1:32:29 (18)	2:04:52
10	22	LEAL BALDERAS Veronica	MEX	31:04 (11)	1:02:36 (3)	1:32:29 (5)	2:04:52
11	17	SILVA Clemilda	BRA	31:04 (13)	1:02:36 (10)	1:32:29 (1)	2:04:52
12	5	AGUDELO CORREA Elizabeth	COL	31:04 (7)	1:02:36 (21)	1:32:29 (8)	2:04:52
13	19	GRANIZAL Fabiana	URU	31:04 (20)	1:02:36 (13)	1:32:29 (17)	2:04:52
14	8	GARCIA Evelyn	ESA	31:02 (2)	1:02:36 (11)	1:32:29 (2)	2:04:52
15	23	COMPIANO Jesica	ARG	31:04 (19)	1:02:36 (22)	1:32:29 (19)	2:04:52
16	20	GRASSI HERRERA Alessandr.	MEX	31:04 (3)	1:02:36 (14)	1:32:29 (13)	2:04:52
17	15	GUZMAN Anne	DOM	31:04 (16)	1:02:36 (12)	1:32:29 (9)	2:04:52
18	7	MADRINAN Paola	COL	31:04 (5)	1:02:36 (5)	1:32:29 (11)	2:04:52
19	12	CHIRINOS Dayana	VEN	31:04 (12)	1:02:36 (8)	1:32:29 (7)	2:04:57
20	6	GOMEZ SANCHEZ Sandra Pat.	COL	31:04 (15)	1:02:36 (15)	1:32:29 (6)	2:04:57
21	18	SOUZA Uenia	BRA	31:04 (10)	1:02:36 (1)	1:32:29 (4)	2:04:57



Flamengo Park
Parque do Flamengo
Parque del Flamengo

21 JUL 2007
08:00

Cycling Road
Ciclismo Estrada / Ciclismo Carretera

Women's Road Race
Corrida Estrada Fem. / Carrera en carretera - en ruta Fem.

Race Analysis

Análise da Corrida (Corrida de Estrada - após a corrida) / Análisis de la carrera (Carrera carretera - después la carrera)

After 3 laps - 78 km

Rank	Race Number	Name	NOC Code	Lap 1	Lap 2	Lap 3	FINISH
22	11	RODRIGUEZ Dalila	CUB	31:04 (4)	1:02:36 (6)	1:32:29 (12)	2:04:57
	14	MACHADO Karelia	VEN				DNS

Note:
Intermediate (lap) times are information recorded from transponders allowing follow up of the race. Sometimes this data may be missing. Final time used for ranking at the end of the race is determined with video-finish for all riders

Legend:
DNS Did Not Start



Flamengo Park
Parque do Flamengo
Parque del Flamengo

21 JUL 2007
12:00

Cycling Road
Ciclismo Estrada / Ciclismo Carretera

Men's Road Race
Corrida Estrada Masc. / Carrera en carretera - en ruta Masc.

Race Analysis

Análise da Corrida (Corrida de Estrada - após a corrida) / Análisis de la carrera (Carrera carretera - después la carrera)

After 7 laps - 156 km

Rank	Race Number	Name	NOC Code	Lap 1 Lap 7	Lap 2	Lap 3	Lap 4	Lap 5	Lap 6 FINISH
1	38	CRUZ Wendy	DOM	29:22 (38) 3:13:13 (33)	56:22 (36)	1:23:30 (34)	1:50:07 (16)	2:18:49 (20)	2:46:55 (20) 3:38:50
2	52	ABRAHAM Emile	TRI	29:22 (33) 3:13:13 (7)	56:22 (16)	1:23:30 (32)	1:50:07 (31)	2:18:49 (38)	2:46:55 (34) 3:38:50
3	46	PAGLIARINI Luciano	BRA	29:31 (51) 3:13:13 (13)	56:22 (9)	1:23:30 (16)	1:50:07 (13)	2:18:49 (12)	2:46:55 (10) 3:38:50
4	2	PEREZ Pedro Pablo	CUB	29:22 (37) 3:13:13 (32)	56:22 (15)	1:23:30 (28)	1:50:07 (20)	2:18:49 (18)	2:46:55 (15) 3:38:50
5	8	LACOMBE Keven	CAN	29:20 (4) 3:13:13 (21)	56:22 (27)	1:23:30 (48)	1:50:07 (49)	2:18:49 (46)	2:46:55 (47) 3:38:50
6	51	SARABIA DIAZ Ignacio	MEX	29:22 (19) 3:13:13 (20)	56:22 (6)	1:23:30 (20)	1:50:07 (32)	2:18:49 (24)	2:46:55 (30) 3:38:50
7	7	DIONNE Charles	CAN	29:22 (16) 3:13:13 (14)	56:22 (11)	1:23:30 (17)	1:50:07 (46)	2:18:49 (30)	2:46:55 (46) 3:38:50
8	23	CORVALAN Arturo	CHI	29:22 (45) 3:13:13 (26)	56:22 (41)	1:23:30 (19)	1:50:07 (34)	2:18:49 (36)	2:46:55 (11) 3:38:50
9	26	BREA Anthony	VEN	29:22 (28) 3:13:13 (34)	56:22 (10)	1:23:30 (15)	1:50:07 (17)	2:18:49 (15)	2:46:55 (25) 3:38:50
10	49	ESPARZA MUNOZ Fausto Mar.	MEX	29:22 (18) 3:13:13 (11)	56:22 (34)	1:23:30 (14)	1:50:07 (22)	2:18:49 (8)	2:46:55 (16) 3:38:50
11	19	GALLARDO Horacio	BOL	29:22 (12) 3:13:13 (42)	56:22 (29)	1:23:30 (24)	1:50:07 (37)	2:18:49 (21)	2:46:55 (28) 3:38:50
12	12	GUAMA Bayron	ECU	29:22 (21) 3:13:13 (47)	56:22 (40)	1:23:30 (35)	1:50:07 (30)	2:18:49 (40)	2:46:55 (45) 3:38:50
13	1	ALCOLEA Arnold	CUB	29:22 (15) 3:13:13 (38)	56:22 (42)	1:23:30 (40)	1:50:07 (12)	2:18:49 (6)	2:46:55 (5) 3:38:50
14	33	BORRAJO Anibal	ARG	29:22 (22) 3:13:13 (48)	56:22 (24)	1:23:30 (47)	1:50:07 (25)	2:18:49 (10)	2:46:55 (14) 3:38:50
15	44	ANDRIATO Rafael	BRA	29:22 (23) 3:13:13 (46)	56:22 (18)	1:23:30 (29)	1:50:07 (43)	2:18:49 (41)	2:46:55 (17) 3:38:50
16	16	FORERO CARRENO Juan Pablo	COL	29:22 (48) 3:13:13 (16)	56:22 (5)	1:23:30 (12)	1:50:07 (47)	2:18:49 (49)	2:46:55 (42) 3:38:50
17	37	MIRANDA Guillermo	PAN	29:22 (34) 3:13:13 (2)	56:22 (46)	1:23:30 (42)	1:50:07 (39)	2:18:49 (25)	2:46:55 (35) 3:38:50
18	30	GROBENSTIEG Heiko	PAR	29:22 (29) 3:13:13 (50)	56:22 (44)	1:23:30 (38)	1:50:07 (36)	2:18:49 (19)	2:46:55 (23) 3:38:50
19	5	ROJAS VILLEGAS Juan Carl.	CRC	29:22 (13) 3:13:13 (17)	56:22 (22)	1:23:30 (25)	1:50:07 (8)	2:18:49 (23)	2:46:55 (22) 3:38:50
20	43	WYNANTS Milton	URU	29:22 (40) 3:13:13 (44)	56:22 (39)	1:23:30 (41)	1:50:07 (9)	2:18:49 (13)	2:46:55 (33) 3:38:50
21	20	MONTANO Yamil	BOL	29:22 (25) 3:13:13 (39)	56:22 (21)	1:23:30 (23)	1:50:07 (42)	2:18:49 (50)	2:46:55 (43) 3:38:50



Flamengo Park
Parque do Flamengo
Parque del Flamengo

21 JUL 2007
12:00

Cycling Road
Ciclismo Estrada / Ciclismo Carretera

Men's Road Race
Corrida Estrada Masc. / Carrera en carretera - en ruta Masc.

Race Analysis

Análise da Corrida (Corrida de Estrada - após a corrida) / Análisis de la carrera (Carrera carretera - después la carrera)

After 7 laps - 156 km

Rank	Race Number	Name	NOC Code	Lap 1 Lap 7	Lap 2	Lap 3	Lap 4	Lap 5	Lap 6 FINISH
22	10	ROLLIN Dominique	CAN	29:22 (26) 3:13:13 (8)	56:22 (12)	1:22:33 (3)	1:49:29 (2)	2:18:09 (3)	2:46:24 (1) 3:38:50
23	31	MINO Gustavo	PAR	29:22 (42) 3:13:13 (31)	56:22 (31)	1:23:30 (44)	1:50:07 (45)	2:18:49 (45)	2:46:55 (38) 3:38:50
24	36	RODMAN Marloe	JAM	29:22 (47) 3:13:13 (28)	56:22 (47)	1:23:30 (37)	1:50:07 (10)	2:18:49 (9)	2:46:55 (31) 3:38:50
25	17	PEREZ SUAREZ Jairo	COL	29:22 (27) 3:13:13 (19)	56:22 (32)	1:23:30 (13)	1:50:07 (18)	2:18:49 (22)	2:46:55 (26) 3:38:50
26	45	BULGARELLI Otavio	BRA	29:20 (3) 3:13:13 (36)	56:22 (25)	1:23:30 (9)	1:50:07 (14)	2:18:49 (32)	2:46:55 (7) 3:38:50
27	34	TURANO Raul	ARG	29:22 (31) 3:13:13 (27)	56:22 (8)	1:23:30 (22)	1:50:07 (27)	2:18:49 (42)	2:46:55 (32) 3:38:50
28	14	NAVARRETE Segundo	ECU	29:22 (30) 3:13:13 (45)	56:22 (13)	1:23:30 (26)	1:50:07 (19)	2:18:49 (7)	2:46:55 (40) 3:38:50
29	42	REYES Alen	URU	29:22 (24) 3:13:13 (25)	56:22 (38)	1:23:30 (43)	1:50:07 (28)	2:18:49 (11)	2:46:55 (36) 3:38:50
30	41	SANCHEZ Augusto	DOM	29:22 (17) 3:13:13 (41)	56:22 (4)	1:23:30 (50)	1:50:07 (24)	2:18:49 (27)	2:46:55 (39) 3:38:50
31	11	GALLEGOS Jorge	ECU	28:08 (2) 3:13:13 (49)	55:59 (1)	1:22:33 (1)	1:50:07 (41)	2:18:49 (39)	2:46:55 (44) 3:38:50
32	29	CHACON Franklin	VEN	29:22 (35) 3:13:13 (43)	56:22 (35)	1:23:30 (5)	1:50:07 (29)	2:18:49 (16)	2:46:55 (4) 3:38:50
33	6	BUTTERFIELD Tyler	BER	29:22 (11) 3:13:13 (3)	56:22 (20)	1:23:30 (21)	1:50:07 (21)	2:18:49 (35)	2:46:55 (13) 3:38:50
34	47	SEABRA Renato	BRA	29:22 (14) 3:13:13 (29)	56:22 (50)	1:23:30 (10)	1:50:07 (4)	2:18:49 (5)	2:46:55 (8) 3:38:56
35	27	GIL Aurelio	VEN	29:22 (9) 3:13:13 (9)	56:22 (45)	1:23:30 (6)	1:50:07 (5)	2:18:49 (28)	2:46:55 (27) 3:38:56
36	28	MORENO Victor	VEN	29:22 (44) 3:13:13 (15)	56:22 (14)	1:23:30 (18)	1:50:07 (33)	2:18:49 (44)	2:46:55 (6) 3:38:58
37	40	PEREZ Jorge	DOM	29:22 (41) 3:13:13 (22)	56:22 (28)	1:23:30 (45)	1:50:07 (50)	2:18:49 (48)	2:46:55 (49) 3:39:01
38	18	SERPA PEREZ Jose Rodolfo	COL	29:22 (7) 3:12:58 (1)	56:22 (30)	1:23:30 (11)	1:50:07 (15)	2:18:49 (43)	2:46:55 (12) 3:39:01
39	48	ALDAPE Moises	MEX	29:22 (8) 3:13:13 (4)	56:22 (19)	1:23:30 (39)	1:50:07 (38)	2:18:49 (33)	2:46:55 (29) 3:39:15
40	50	MAGALLANES Juan Pablo	MEX	28:08 (1) 3:13:13 (24)	55:59 (2)	1:22:33 (2)	1:49:29 (3)	2:18:09 (1)	2:46:24 (2) 3:39:15
41	24	GARRIDO Gonzalo	CHI	29:22 (10) 3:13:13 (12)	56:22 (26)	1:23:30 (7)	1:50:07 (7)	2:18:49 (34)	2:46:55 (48) 3:39:18
42	22	ARRIAGADA Marcelo	CHI	29:22 (36) 3:13:13 (6)	56:22 (17)	1:23:30 (8)	1:50:07 (6)	2:18:49 (4)	2:46:55 (9) 3:39:18



Flamengo Park
Parque do Flamengo
Parque del Flamengo

21 JUL 2007
12:00

Cycling Road
Ciclismo Estrada / Ciclismo Carretera

Men's Road Race
Corrida Estrada Masc. / Carrera en carretera - en ruta Masc.

Race Analysis

Análise da Corrida (Corrida de Estrada - após a corrida) / Análisis de la carrera (Carrera carretera - después la carrera)

After 7 laps - 156 km

Rank	Race Number	Name	NOC Code	Lap 1 Lap 7	Lap 2	Lap 3	Lap 4	Lap 5	Lap 6 FINISH
43	35	CURUCHET Juan	ARG	29:22 (5) 3:13:13 (23)	56:22 (37)	1:23:30 (27)	1:50:07 (23)	2:18:49 (17)	2:46:55 (21) 3:39:23
44	9	McKENZIE Ryan	CAN	29:22 (50) 3:13:13 (5)	56:22 (48)	1:23:30 (46)	1:50:07 (48)	2:18:49 (31)	2:46:55 (18) 3:39:39
45	21	CLARKE Pilliph	BAR	29:22 (46) 3:13:13 (30)	56:22 (43)	1:23:30 (31)	1:50:07 (44)	2:18:49 (47)	2:46:55 (24) 3:40:27
46	39	GERMAN Rafael	DOM	29:22 (6) 3:13:13 (10)	56:22 (33)	1:23:30 (30)	1:50:07 (25)	2:18:49 (26)	2:46:55 (41) 3:42:22
47	25	RODRIGUEZ Richard	CHI	29:22 (49) 3:13:13 (18)	56:22 (49)	1:23:30 (49)	1:50:07 (35)	2:18:49 (29)	2:47:12 (50) 3:44:39
48	4	ALONSO Yunier	CUB	29:22 (39) 3:13:13 (35)	56:22 (7)	1:23:30 (36)	1:50:07 (11)	2:18:49 (14)	2:46:55 (19) 3:46:46
	15	ALZATE ESCOBAR Carlos Ed.	COL	29:22 (43) 3:13:13 (37)	55:59 (3)	1:22:33 (4)	1:49:29 (1)	2:18:09 (2)	2:46:24 (3) DNF
	13	MONTENEGRO Juan	ECU	29:22 (32) 3:13:13 (40)	56:22 (23)	1:23:30 (33)	1:50:07 (40)	2:18:49 (37)	2:46:55 (37) DNF
	32	BORRAJO Alejandro	ARG	29:22 (20)	58:20 (51)				DNF
	3	FERNANDEZ Michel	CUB						DNS

Note:

Intermediate (lap) times are information recorded from transponders allowing follow up of the race. Sometimes this data may be missing. Final time used for ranking at the end of the race is determined with video-finish for all riders

Legend:

DNF Did Not Finish **DNS** Did Not Start



Flamengo Park
Parque do Flamengo
Parque del Flamengo

Cycling Road
Ciclismo Estrada / Ciclismo Carretera

Medallists by Event

Medalhistas por Evento / Medallista por evento

AFTER 4 OF 4 EVENTS

Event Name	Date	Medal	Name	NOC Code
Womens Time Trial	15 JUL 2007	GOLD	SAMPLONIUS Anne	CAN
		SILVER	GRASSI HERRERA Alessandr.	MEX
		BRONZE	SILVA Clemilda	BRA
Womens Road Race	21 JUL 2007	GOLD	GONZALEZ Yumari	CUB
		SILVER	GUERRERO MENDEZ Belem	MEX
		BRONZE	GARCIA Danielys	VEN
Mens Time Trial	15 JUL 2007	GOLD	BOTERO Santiago	COL
		SILVER	NINO CORREDOR Libardo	COL
		BRONZE	MEDICI Matias	ARG
Mens Road Race	21 JUL 2007	GOLD	CRUZ Wendy	DOM
		SILVER	ABRAHAM Emile	TRI
		BRONZE	PAGLIARINI Luciano	BRA

Ciclismo Pista
Ciclismo Pista
Cycling Track



Number of Entries by NOC

Número de Inscripciones por CON / Número de Inscrições por CON

As of 16 JUL 2007

NOC	Men								Women				Total Riders
	Sprint	Keirin	Team Sprint	Ind. Pur.	Team Pursuit	Points Race	Madison	Riders	Sprint	Ind. Pur.	Points Race	Riders	
ARG - Argentina	2	1	3	1	4	1	2	8	1	1	1	1	9
BOL - Bolivia	0	0	0	0	0	1	0	1	0	0	0	0	1
BRA - Brazil	2	1	3	1	4	1	2	8	0	1	1	2	10
CAN - Canada	1	1	0	1	0	1	2	4	0	0	0	0	4
CHI - Chile	2	1	0	1	4	1	2	8	0	1	1	1	9
COL - Colombia	2	2	3	1	4	1	2	9	1	1	1	2	11
CRC - Costa Rica	0	0	0	0	0	0	0	0	0	0	0	0	0
CUB - Cuba	2	1	3	0	0	1	2	6	2	1	1	4	10
DOM - Dominican Republic	0	0	0	1	4	1	2	5	0	0	0	1	6
ECU - Ecuador	0	0	0	1	4	1	2	5	0	0	0	0	5
ERI - Eritrea	0	0	0	0	0	0	0	0	0	0	0	0	0
ESA - El Salvador	0	0	0	0	0	0	0	0	0	1	1	1	1
GUA - Guatemala	0	1	0	0	0	0	0	1	0	0	0	0	1
JAM - Jamaica	1	1	0	0	0	0	0	1	0	0	0	0	1
MEX - Mexico	0	0	0	1	0	1	2	3	0	1	1	2	5
SUR - Suriname	0	0	0	0	0	0	0	0	0	0	0	0	0
TRI - Trinidad & Tobago	0	0	0	0	0	1	0	1	0	0	0	0	1
URU - Uruguay	0	0	0	0	0	1	2	2	1	0	0	1	3
USA - United States	2	2	0	0	0	0	0	2	0	0	0	0	2
VEN - Venezuela	2	1	3	1	4	1	2	9	1	1	1	3	12
Total: 20	16	12	15	9	28	13	22	73	6	8	8	18	91

Communiqué approved by the President of the Commissaires Panel:

.....

Note:

All corrections and updates are available in INFO
Substitutes (if any) are included in the numbers displayed above



Velodrome
Velódromo
Velódromo

Cycling Track

Ciclismo Pista / Ciclismo Pista

Women's Sprint

Velocidad Femenino / Velocidade Feminino

Entry List By Event

Lista de Inscripciones por Evento / Lista de Inscrições por Evento

As of 15 JUL 2007

NOC	Name	Date of Birth
ARG - Argentina	GREVE Cristina	20 Jul 1987
COL - Colombia	GARCIA ORREGO Diana Maria	17 Mar 1982
CUB - Cuba	GUERRA Lizandra HERRERA Arianna	31 Oct 1987 11 Mar 1987
URU - Uruguay	BRANIZAL Fabiana A.	1 Jan 1960
VEN - Venezuela	GONZALEZ Angie	3 Jan 1981

Communiqué approved by the President of the Commissaires Panel:

.....

Note:
All corrections and updates are available in INFO.



Results

Resultados / Resultados

Race distance: 200m flying start (3.5 laps)

World Record	10.831	SLIOUSSAREVA Olga	RUS	MOSCOU (RUS)	25 APR 1993
Pan American Games Record	11.153	DUBNICOFF Tanya	CAN	WINNIPEG (CAN)	28 JUL 1999

Rank	Race Number	Name	NOC Code	100m	Time 100-200	Speed Km/h
1	51	GUERRA Lizandra	CUB	5.690 (1)	11.624 5.934 (1)	61.940
2	43	GARCIA ORREGO Diana Maria	COL	5.886 (2)	12.057 6.171 (2)	59.716
3	52	HERRERA Arianna	CUB	6.013 (3)	12.322 6.309 (3)	58.432
4	71	GONZALEZ Angie	VEN	6.196 (4)	12.707 6.511 (4)	56.661
5	9	GREVE Cristina	ARG	6.539 (5)	13.280 6.741 (5)	54.216
6	75	BRANIZAL Fabiana A.	URU	7.274 (6)	14.834 7.560 (6)	48.537

Qualification rule:

Fastest 4 riders continue to (on 17 Jul at 14:15)

Communiqué approved by the President of the Commissaires Panel:

.....

Legend:	DNF Did Not Finish	DNS Did Not Start	DSQ Disqualified	REL Relegated	PR Pan American Games Record	WR World Record
----------------	---------------------------	--------------------------	-------------------------	----------------------	-------------------------------------	------------------------



Velodrome
Velódromo
Velódromo

17 JUL 2007
14:15

Cycling Track

Ciclismo Pista / Ciclismo Pista

Women's Sprint

Velocidad Femenino / Velocidade Feminino

Semifinals

Semifinales / Semifinais

Results

Resultados / Resultados

Race distance: 3 laps

Heat	Rank	Race Number	Name	NOC Code	1st Race	2nd Race	Decider
1	1	51	GUERRA Lizandra	CUB	12.385	12.025	
	2	71	GONZALEZ Angie	VEN			
2	1	43	GARCIA ORREGO Diana Maria	COL	12.562	12.268	
	2	52	HERRERA Arianna	CUB			

Qualification rule:

Winners race for first and second (on 18 Jul at 13:10). Losers race for third and fourth (on 18 Jul at 13:10)

Communiqué approved by the President of the Commissaires Panel:

.....

Legend:

DNF Did Not Finish **DNS** Did Not Start **DSQ** Disqualified **REL** Relegated



Finals Results and Final Classification

Clasificación Final / Classificação Final

Race distance: 3 laps

Rank	Race Number	Name	NOC Code	1st Race	2nd Race	Decider
1	43	GARCIA ORREGO Diana Maria	COL		12.125	12.153
	51	GUERRA Lizandra	CUB	11.920	DSQ	
3	52	HERRERA Arianna	CUB	12.502		12.771
	71	GONZALEZ Angie	VEN		12.590	DSQ
5	9	GREVE Cristina	ARG			
6	75	BRANIZAL Fabiana A.	URU			

Nr 51 GUERRA Lizandra

Disqualification for not holding his/her line during the final
Disqualification pour avoir quitté sa ligne pendant le sprint final

Nr 71 GONZALEZ Angie

Disqualification for not holding his/her line during the final
Disqualification pour avoir quitté sa ligne pendant le sprint final

Communiqué approved by the President of the Commissaires Panel:

.....

Legend:

DNF Did Not Finish **DNS** Did Not Start **DSQ** Disqualified **REL** Relegated



Velodrome
Velódromo
Velódromo

18 JUL 2007

Cycling Track

Ciclismo Pista / Ciclismo Pista

Women's Sprint

Velocidad Femenino / Velocidade Feminino

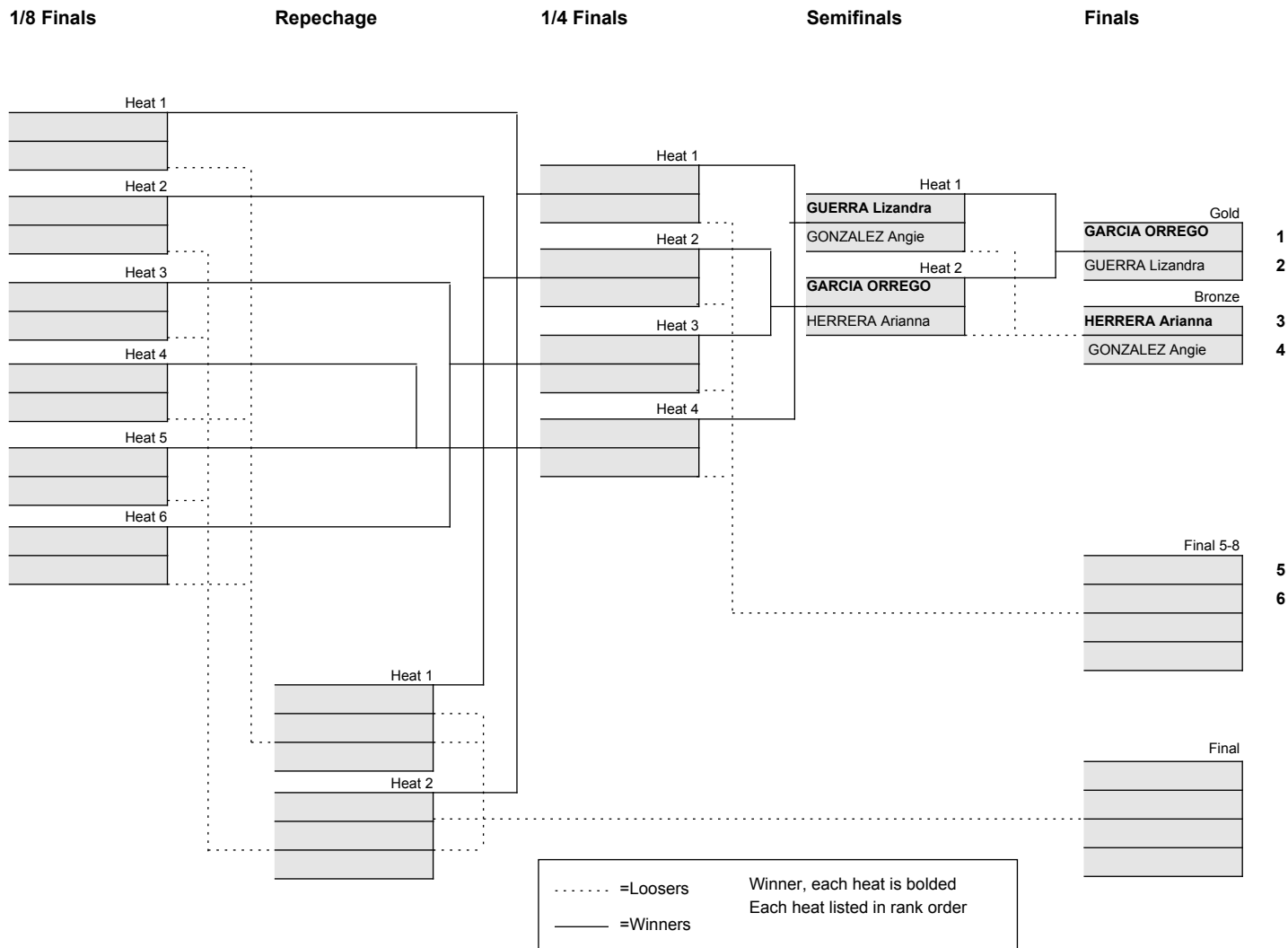
Final Classification

Clasificación Final / Classificação Final

Rank	Race Number	Name	NOC Code
Gold	43	GARCIA ORREGO Diana Maria	COL
Silver	51	GUERRA Lizandra	CUB
Bronze	52	HERRERA Arianna	CUB
4	71	GONZALEZ Angie	VEN
5	9	GREVE Cristina	ARG
6	75	BRANIZAL Fabiana A.	URU

Communiqué approved by the President of the Commissaires Panel:

.....



Communiqué approved by the President of the Commissaires Panel:



Velodrome
Velódromo
Velódromo

Cycling Track

Ciclismo Pista / Ciclismo Pista

Women's Individual Pursuit

Persecución Individual Femenino / Perseguição Ind. Feminino

Entry List By Event

Lista de Inscripciones por Evento / Lista de Inscrições por Evento

As of 17 JUL 2007

NOC	Name	Date of Birth
ARG - Argentina	GREVE Cristina	20 Jul 1987
BRA - Brazil	RODRIGUES Camila	16 Feb 1983
CHI - Chile	MUÑOZ Paola	13 Apr 1986
COL - Colombia	CALLE WILLIAMS Maria Luisa	3 Oct 1968
CUB - Cuba	RODRIGUEZ Dalila	1 Aug 1988
ESA - El Salvador	GARCIA Evelyn	29 Dec 1982
MEX - Mexico	GRASSI HERRERA Alessandra Giuseppina	29 Aug 1976
VEN - Venezuela	GARCIA Danielys	20 Aug 1986

Communiqué approved by the President of the Commissaires Panel:

.....

Note:
All corrections and updates are available in INFO.



Velodrome
Velódromo
Velódromo

17 JUL 2007
13:45

Cycling Track

Ciclismo Pista / Ciclismo Pista

Women's Individual Pursuit

Persecución Individual Femenino / Perseguição Ind. Feminino

Qualifying

Clasificatoria / Classificatória

Results

Resultados / Resultados

Race distance: 3000m

World Record	3:24.537	ULMER Sarah	NZL	ATHENS (GRE)	22 AUG 2004
Pan American Games Record	3:40.827	MIRABELLA Erin	USA	WINNIPEG (CAN)	29 JUL 1999

Rank	Race Number	Name	NOC Code	1000m		2000m		Time	Speed Km/h
						1000-2000	2000-3000		
1	42	CALLE WILLIAMS Maria Luisa	COL	1:16.762 (1)	2:28.963 (1)	1:12.201 (1)	1:13.117 (1)	3:42.080	48.631
2	69	GARCIA Danielys	VEN	1:17.147 (2)	2:32.817 (2)	1:15.670 (2)	1:15.786 (2)	3:48.603	47.243
3	49	RODRIGUEZ Dalila	CUB	1:17.352 (3)	2:33.466 (3)	1:16.114 (3)	1:18.502 (5)	3:51.968	46.558
4	86	GARCIA Evelyn	ESA	1:18.428 (4)	2:35.005 (4)	1:16.577 (4)	1:17.427 (3)	3:52.432	46.465
5	9	GREVE Cristina	ARG	1:19.644 (7)	2:36.275 (5)	1:16.631 (5)	1:18.207 (4)	3:54.482	46.058
6	32	MUÑOZ Paola	CHI	1:18.674 (5)	2:38.423 (6)	1:19.749 (7)	1:20.523 (7)	3:58.946	45.198
7	91	GRASSI HERRERA Alessandra Giuseppina	MEX	1:22.670 (8)	2:42.287 (8)	1:19.617 (6)	1:19.688 (6)	4:01.975	44.632
8	19	RODRIGUES Camila	BRA	1:19.490 (6)	2:39.877 (7)	1:20.387 (8)	1:23.099 (8)	4:02.976	44.448

Qualification rule:

Fastest 2 riders race for gold (on 17 Jul at 15:00), and 3rd and 4th riders race for bronze (on 17 Jul at 15:00).

Communiqué approved by the President of the Commissaires Panel:

.....

Legend:

DNF Did Not Finish **DNS** Did Not Start **DSQ** Disqualified **OVL** Overlapped **REL** Relegated **PR** Pan American Games Record **WR** World Record



Velodrome
Velódromo
Velódromo

17 JUL 2007
15:00

Cycling Track

Ciclismo Pista / Ciclismo Pista

Women's Individual Pursuit

Persecución Individual Femenino / Perseguição Ind. Feminino

Finals

Finales / Finais

Finals Results and Final Classification

Clasificación Final / Classificação Final

Race distance: 3000m

World Record	3:24.537	ULMER Sarah	NZL	ATHENS (GRE)	22 AUG 2004
Pan American Games Record	3:40.827	MIRABELLA Erin	USA	WINNIPEG (CAN)	29 JUL 1999

Rank	Race Number	Name	NOC Code	1000m	2000m	Time	Speed
					1000-2000	2000-3000	Km/h
1	42	CALLE WILLIAMS Maria Luisa	COL	1:16.383 (1)	2:27.216 (1) 1:10.833 (1)	3:40.531 1:13.315 (1)	48.972 PR
2	69	GARCIA Danielys	VEN	1:17.890 (2)	2:33.578 (2) 1:15.688 (2)	OVL	
3	49	RODRIGUEZ Dalila	CUB	1:17.103 (1)	2:33.396 (1) 1:16.293 (2)	3:51.122 1:17.726 (1)	46.728
4	86	GARCIA Evelyn	ESA	1:18.256 (2)	2:34.429 (2) 1:16.173 (1)	3:51.609 1:17.180 (0)	46.630
5	9	GREVE Cristina	ARG				
6	32	MUÑOZ Paola	CHI				
7	91	GRASSI HERRERA Alessandra Giuseppina	MEX				
8	19	RODRIGUES Camila	BRA				

Communiqué approved by the President of the Commissaires Panel:

.....

Legend:	DNF Did Not Finish	DNS Did Not Start	DSQ Disqualified	OVL Overlapped	REL Relegated	PR Pan American Games Record	WR World Record
----------------	---------------------------	--------------------------	-------------------------	-----------------------	----------------------	-------------------------------------	------------------------



Velodrome
Velódromo
Velódromo

17 JUL 2007

Cycling Track

Ciclismo Pista / Ciclismo Pista

Women's Individual Pursuit

Persecución Individual Femenino / Perseguição Ind. Feminino

Final Classification

Clasificación Final / Classificação Final

Rank	Race Number	Name	NOC Code
1	42	CALLE WILLIAMS Maria Luisa	COL
2	69	GARCIA Danielys	VEN
3	49	RODRIGUEZ Dalila	CUB
4	86	GARCIA Evelyn	ESA
5	9	GREVE Cristina	ARG
6	32	MUÑOZ Paola	CHI
7	91	GRASSI HERRERA Alessandra Giuseppina	MEX
8	19	RODRIGUES Camila	BRA

Communiqué approved by the President of the Commissaires Panel:

.....



Velodrome
Velódromo
Velódromo

Cycling Track

Ciclismo Pista / Ciclismo Pista

Women's Points Race

Carrera por puntos Femenino / Corrida por Pontos Feminino

Entry List By Event

Lista de Inscripciones por Evento / Lista de Inscrições por Evento

As of 19 JUL 2007

NOC	Name	Date of Birth
ARG - Argentina	GREVE Cristina	20 Jul 1987
BRA - Brazil	FERNANDES Janildes	23 Aug 1980
CHI - Chile	MUÑOZ Paola	13 Apr 1986
COL - Colombia	CALLE WILLIAMS Maria Luisa	3 Oct 1968
CUB - Cuba	GONZALEZ Yoanka	9 Jan 1976
ESA - El Salvador	GARCIA Evelyn	29 Dec 1982
MEX - Mexico	GUERRERO MENDEZ Belem	8 Mar 1974
VEN - Venezuela	MACHADO Karelía	10 Apr 1979

Communiqué approved by the President of the Commissaires Panel:

.....

Note:

All corrections and updates are available in INFO.



Velodrome
Velódromo
Velódromo

19 JUL 2007
13:20

Cycling Track

Ciclismo Pista / Ciclismo Pista

Women's Points Race

Carrera por puntos Femenino / Corrida por Pontos Feminino

Final

Final / Final

Results

Resultados / Resultados

Race distance: 100 Laps (25Km) with 10 sprints

Elapsed time: **40:05.380**

Average Speed: **37.416 Km/h**

Rank	Race No	Name	NOC Code	Sprint Number										Finish Order	Lap Points			Total Points	
				1	2	3	4	5	6	7	8	9	10		+	-	Balance		
1	50	GONZALEZ Yoanka	CUB		5	5	5			3	5		5	5	1				33
2	42	CALLE WILLIAMS Maria Luisa	COL	3			2		2	2	3	3	3	2					18
3	60	GUERRERO MENDEZ Belem	MEX		3	2	3	1	1	3	2		1	4					16
4	32	MUÑOZ Paola	CHI	2	2	1		3		1	1	2	2	3					14
5	86	GARCIA Evelyn	ESA	1	1			2	5					5					9
6	70	MACHADO Karelia	VEN			3						5							8
7	18	FERNANDES Janildes	BRA	5			1						1						7
8	9	GREVE Cristina	ARG					5											5

Communiqué approved by the President of the Commissaires Panel:

.....

Note:
No records are kept for this event

Legend:
DNF Did Not Finish **DNS** Did Not Start **DSQ** Disqualified **No** Number **REL** Relegated **+** Points gained **-** Points lost



Velodrome
Velódromo
Velódromo

Cycling Track

Ciclismo Pista / Ciclismo Pista

Men's Sprint

Velocidad Masculina / Velocidade Masculino

Entry List By Event

Lista de Inscripciones por Evento / Lista de Inscrições por Evento

As of 15 JUL 2007

NOC	Name	Date of Birth
ARG - Argentina	BOTASSO Leandro GUATTO Sergio	23 Apr 1986 4 Oct 1978
BRA - Brazil	ALCANTARA Marcos FIRMINO Fernando	12 Dec 1982 23 Mar 1979
CAN - Canada	MACKINNON Cam	1 Jan 1980
CHI - Chile	CORVALAN Arturo RODRIGUEZ Richard	1 Sep 1978 21 Nov 1978
COL - Colombia	NARVAEZ ROMERO Leonardo SANCHEZ CASTILLO Hernan	10 Dec 1980 23 Dec 1984
CUB - Cuba	ALVAREZ Yusnier HERRERA Julio Cesar	29 May 1985 11 Mar 1977
JAM - Jamaica	LYNCH Ricardo	20 Aug 1984
USA - United States	BARCZEWSKI Ben LAKATOSH Andy	8 Apr 1987 22 Apr 1985
VEN - Venezuela	CORNIELES Alexander HERSONY Canelon	6 May 1978 8 Dec 1988

Communiqué approved by the President of the Commissaires Panel:

.....

Note:
All corrections and updates are available in INFO.



Results

Resultados / Resultados

Race distance: 200m flying start (3.5 laps)

World Record	9.772	BOS Theo	NED	MOSCOW (RUS)	16 DEC 2006
Pan American Games Record	10.304	NOTHSTEIN Marty	USA	WINNIPEG (CAN)	28 JUL 1999

Rank	Race Number	Name	NOC Code	100m	Time 100-200	Speed Km/h
1	47	HERRERA Julio Cesar	CUB	5.281 (1)	10.772 5.491 (1)	66.839
2	35	SANCHEZ CASTILLO Hernan	COL	5.373 (2)	10.966 5.593 (2)	65.657
3	62	HERSONY Canelon	VEN	5.403 (3)	11.019 5.616 (4)	65.341
4	56	LAKATOSH Andy	USA	5.422 (4)	11.040 5.618 (5)	65.217
5	65	CORNIELES Alexander	VEN	5.452 (7)	11.060 5.608 (3)	65.099
6	21	MACKINNON Cam	CAN	5.423 (5)	11.106 5.683 (6)	64.829
7	2	BOTASSO Leandro	ARG	5.438 (6)	11.132 5.694 (8)	64.678
8	5	GUATTO Sergio	ARG	5.470 (8)	11.154 5.684 (7)	64.550
9	87	ALVAREZ Yusnier	CUB	5.508 (11)	11.241 5.733 (9)	64.051
10	55	BARCZEWSKI Ben	USA	5.486 (10)	11.250 5.764 (10)	64.000
11	54	LYNCH Ricardo	JAM	5.481 (9)	11.298 5.817 (11)	63.728
12	34	NARVAEZ ROMERO Leonardo	COL	5.510 (12)	11.377 5.867 (13)	63.285
13	16	ALCANTARA Marcos	BRA	5.615 (13)	11.456 5.841 (12)	62.849
14	17	FIRMINO Fernando	BRA	5.724 (14)	11.632 5.908 (14)	61.898
15	28	CORVALAN Arturo	CHI	5.849 (15)	11.793 5.944 (15)	61.053
16	29	RODRIGUEZ Richard	CHI	6.192 (16)	12.363 6.171 (16)	58.238

Qualification rule:

Fastest 12 riders continue to 1/8 finals (on 17 Jul at 14:05)

Communiqué approved by the President of the Commissaires Panel:

.....

Legend:	DNF Did Not Finish	DNS Did Not Start	DSQ Disqualified	REL Relegated	PR Pan American Games Record	WR World Record
----------------	---------------------------	--------------------------	-------------------------	----------------------	-------------------------------------	------------------------



Velodrome
Velódromo
Velódromo

16 JUL 2007
14:47

Cycling Track

Ciclismo Pista / Ciclismo Pista

Men's Sprint

Velocidad Masculina / Velocidade Masculino

1/8 Finals Repechage

Ronda de 8 - Repescas / Rodada de 8 - Repescagens

Results

Resultados / Resultados

Race distance: 3 laps

Heat	Rank	Race Number	Name	NOC Code	200m Time	Speed Km/h
1	1	2	BOTASSO Leandro	ARG	11.728	61.391
	2	34	NARVAEZ ROMERO Leonardo	COL		
	3	87	ALVAREZ Yusnier	CUB		
2	1	62	HERSONY Canelon	VEN	11.299	63.722
	2	54	LYNCH Ricardo	JAM		
	3	5	GUATTO Sergio	ARG		

Qualification rule:

Winner, each heat, to 1/4 finals (on 17 Jul at 13:00).

Communiqué approved by the President of the Commissaires Panel:

.....

Legend:

DNF Did Not Finish **DNS** Did Not Start **DSQ** Disqualified **REL** Relegated



Results

Resultados / Resultados

Race distance: 3 laps

Heat	Rank	Race Number	Name	NOC Code	200m Time	Speed Km/h
1	1	47	HERRERA Julio Cesar	CUB	11.454	62.860
	2	34	NARVAEZ ROMERO Leonardo	COL		
2	1	35	SANCHEZ CASTILLO Hernan	COL	12.306	58.508
	2	54	LYNCH Ricardo	JAM		
3	1	55	BARCZEWSKI Ben	USA	11.045	65.187
		62	HERSONY Canelon	VEN	DSQ	
4	1	56	LAKATOSH Andy	USA	11.524	62.478
	2	87	ALVAREZ Yusnier	CUB		
5	1	65	CORNIELES Alexander	VEN	11.172	64.446
	2	5	GUATTO Sergio	ARG		
6	1	21	MACKINNON Cam	CAN	11.216	64.194
	2	2	BOTASSO Leandro	ARG		

Qualification rule:

Winner, each heat, to 1/4 finals (on 17 Jul at 13:00).

Nr 62 HERSONY Canelon

Disqualification for moving down towards the inside of the track when a rival was already there
Disqualification pour s'être rabattu vers l'intérieur alors que son concurrent s'y trouvait déjà

Communiqué approved by the President of the Commissaires Panel:

.....

Legend:

DNF Did Not Finish **DNS** Did Not Start **DSQ** Disqualified **REL** Relegated



Results

Resultados / Resultados

Race distance: 3 laps

Heat	Rank	Race Number	Name	NOC Code	1st Race	2nd Race	Decider
1	1	47	HERRERA Julio Cesar	CUB		11.153	11.379
	2	62	HERSONY Canelon	VEN	11.480		
2	1	35	SANCHEZ CASTILLO Hernan	COL	11.950	11.190	
	2	2	BOTASSO Leandro	ARG			
3	1	55	BARCZEWSKI Ben	USA	11.284	11.143	
	2	21	MACKINNON Cam	CAN			
4	1	56	LAKATOSH Andy	USA	11.510	11.417	
	2	65	CORNIELES Alexander	VEN			

Qualification rule:

Winner, each heat, to semifinals (on 17 Jul at 14:05). Losers to race for 5th-8th place (on 17 Jul at 14:25)

Nr 55 BARCZEWSKI Ben

Warning for not holding his/her line during the final
Avertissement pour avoir quitté sa ligne pendant le sprint final

Nr 56 LAKATOSH Andy

Warning for deliberate and flagrant fault against ???
Avertissement pour faute flagrante et volontaire contre ???

Nr 47 HERRERA Julio Cesar

Warning for entering the sprinter's lane when the opponent was already there
Avertissement pour être entré dans le couloir des sprinters alors que son adversaire s'y trouvait déjà

Nr 62 HERSONY Canelon

Warning for crowding his/her opponent with the intention of causing him to slow down
Avertissement pour avoir tassé l'adversaire dans le but de le faire ralentir

Communiqué approved by the President of the Commissaires Panel:

.....

Legend:

DNF Did Not Finish **DNS** Did Not Start **DSQ** Disqualified **REL** Relegated



Velodrome
Velódromo
Velódromo

17 JUL 2007
14:05

Cycling Track

Ciclismo Pista / Ciclismo Pista

Men's Sprint

Velocidad Masculina / Velocidade Masculino

Semifinals

Semifinales / Semifinais

Results

Resultados / Resultados

Race distance: 3 laps

Heat	Rank	Race Number	Name	NOC Code	1st Race	2nd Race	Decider
1	1	47	HERRERA Julio Cesar	CUB		11.589	11.706
		56	LAKATOSH Andy	USA	11.404		DSQ
2	1	55	BARCZEWSKI Ben	USA	11.661	11.459	
	2	35	SANCHEZ CASTILLO Hernan	COL			

Qualification rule:

Winners race for first and second (on 18 Jul at 13:00). Losers race for third and fourth (on 18 Jul at 13:00)

Nr 56 LAKATOSH Andy

Disqualification for entering the sprinter's lane when the opponent was already there

Disqualification pour être entré dans le couloir des sprinters alors que son adversaire s'y trouvait déjà

Communiqué approved by the President of the Commissaires Panel:

.....

Legend:

DNF Did Not Finish **DNS** Did Not Start **DSQ** Disqualified **REL** Relegated



Velodrome
Velódromo
Velódromo

17 JUL 2007
14:25

Cycling Track

Ciclismo Pista / Ciclismo Pista

Men's Sprint

Velocidad Masculina / Velocidade Masculino

Race for 5th-8th Places

Carrera por el 5° - 8° / Corrida pelo 5° - 8°

Results

Resultados / Resultados

Race distance: 3 laps

Rank	Race Number	Name	NOC Code	200m Time	Speed Km/h
5	2	BOTASSO Leandro	ARG	11.270	63.886
6	62	HERSONY Canelon	VEN		
7	21	MACKINNON Cam	CAN		
8	65	CORNIELES Alexander	VEN	DNS	

Communiqué approved by the President of the Commissaires Panel:

.....

Legend:

DNF Did Not Finish **DNS** Did Not Start **DSQ** Disqualified **REL** Relegated



Velodrome
Velódromo
Velódromo

17 JUL 2007
14:25

Cycling Track

Ciclismo Pista / Ciclismo Pista

Men's Sprint

Velocidad Masculina / Velocidade Masculino

Race for 5th-8th Places

Carrera por el 5° - 8° / Corrida pelo 5° - 8°

Results

Resultados / Resultados

Race distance: 3 laps

Rank	Race Number	Name	NOC Code	200m Time	Speed Km/h
5	2	BOTASSO Leandro	ARG	11.270	63.886
6	62	HERSONY Canelon	VEN		
7	21	MACKINNON Cam	CAN		
8	65	CORNIELES Alexander	VEN	DNS	

Communiqué approved by the President of the Commissaires Panel:

.....

Legend:

DNF Did Not Finish **DNS** Did Not Start **DSQ** Disqualified **REL** Relegated



Velodrome
Velódromo
Velódromo

18 JUL 2007
13:00

Cycling Track

Ciclismo Pista / Ciclismo Pista

Men's Sprint

Velocidad Masculina / Velocidade Masculino

Finals

Finales / Finais

Finals Results and Final Classification

Clasificación Final / Classificação Final

Race distance: 3 laps

Rank	Race Number	Name	NOC Code	1st Race	2nd Race	Decider
1	47	HERRERA Julio Cesar	CUB	11.303	11.080	
2	55	BARCZEWSKI Ben	USA			
3	56	LAKATOSH Andy	USA	11.469	11.542	
4	35	SANCHEZ CASTILLO Hernan	COL		DNF	
5	2	BOTASSO Leandro	ARG			
6	62	HERSONY Canelon	VEN			
7	21	MACKINNON Cam	CAN			
8	65	CORNIELES Alexander	VEN			
9	5	GUATTO Sergio	ARG			
10	87	ALVAREZ Yusnier	CUB			
11	54	LYNCH Ricardo	JAM			
12	34	NARVAEZ ROMERO Leonardo	COL			
13	16	ALCANTARA Marcos	BRA			
14	17	FIRMINO Fernando	BRA			
15	28	CORVALAN Arturo	CHI			
16	29	RODRIGUEZ Richard	CHI			

Communiqué approved by the President of the Commissaires Panel:

.....

Legend:	DNF Did Not Finish	DNS Did Not Start	DSQ Disqualified	REL Relegated
----------------	---------------------------	--------------------------	-------------------------	----------------------

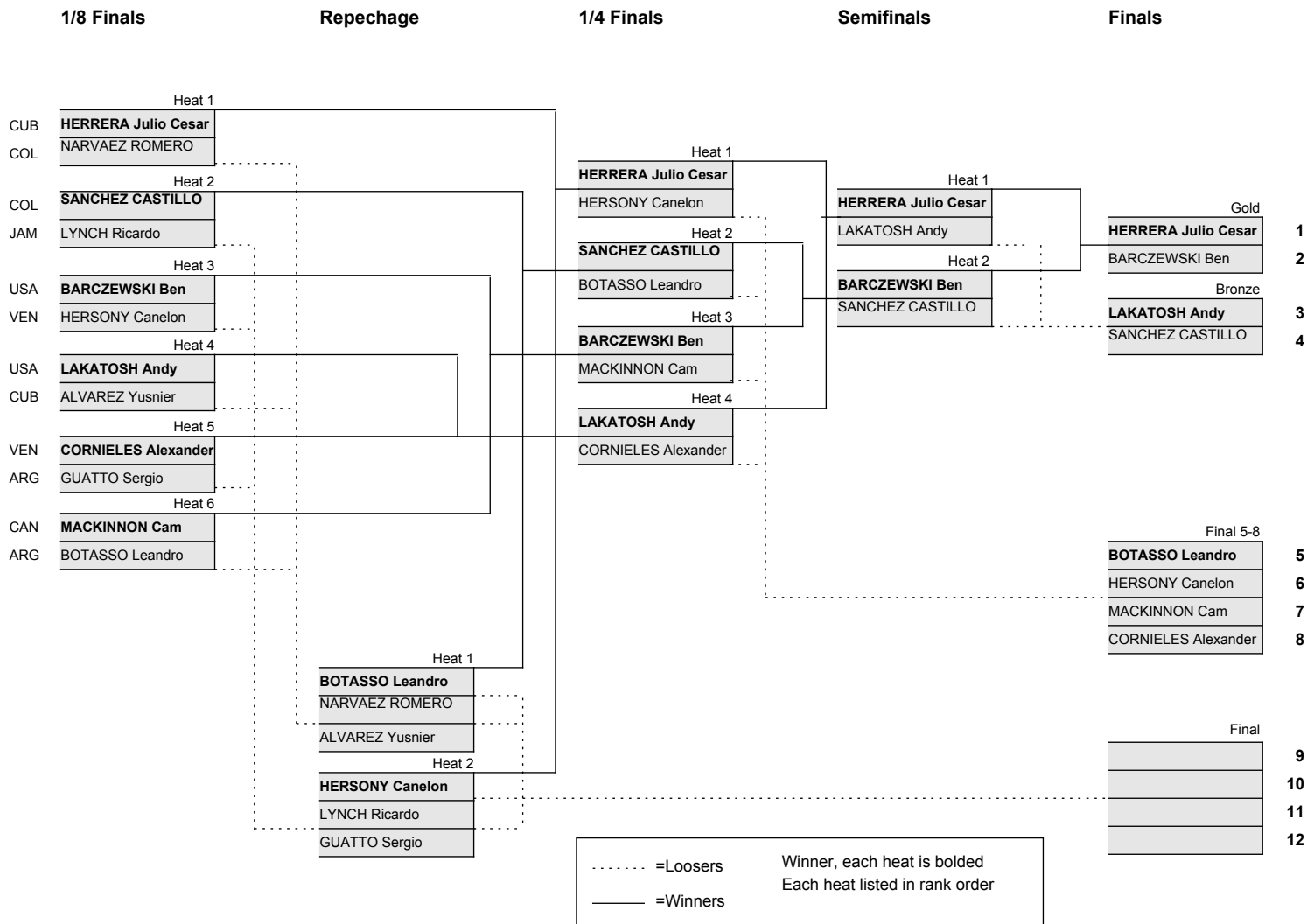
Final Classification

Clasificación Final / Classificação Final

Rank	Race Number	Name	NOC Code
1	47	HERRERA Julio Cesar	CUB
2	55	BARCZEWSKI Ben	USA
3	56	LAKATOSH Andy	USA
4	35	SANCHEZ CASTILLO Hernan	COL
5	2	BOTASSO Leandro	ARG
6	62	HERSONY Canelon	VEN
7	21	MACKINNON Cam	CAN
8	65	CORNIELES Alexander	VEN
9	5	GUATTO Sergio	ARG
10	87	ALVAREZ Yusnier	CUB
11	54	LYNCH Ricardo	JAM
12	34	NARVAEZ ROMERO Leonardo	COL
13	16	ALCANTARA Marcos	BRA
14	17	FIRMINO Fernando	BRA
15	28	CORVALAN Arturo	CHI
16	29	RODRIGUEZ Richard	CHI

Communiqué approved by the President of the Commissaires Panel:

.....



Communiqué approved by the President of the Commissaires Panel:



Velodrome
Velódromo
Velódromo

Cycling Track

Ciclismo Pista / Ciclismo Pista

Men's Individual Pursuit

Persecución Individual Masculina / Perseguição Individual Masculino

Entry List By Event

Lista de Inscripciones por Evento / Lista de Inscrições por Evento

As of 15 JUL 2007

NOC	Name	Date of Birth
ARG - Argentina	ANTOGNA Fernando	21 Dec 1976
BRA - Brazil	ARSENO Alex	28 May 1983
CAN - Canada	SMITH Eric	1 Jan 1980
CHI - Chile	CESARIO Enzo	30 Aug 1980
COL - Colombia	ALZATE ESCOBAR Carlos Eduardo	23 Mar 1983
DOM - Dominican Republic	PEREZ Jorge	24 Aug 1985
ECU - Ecuador	NAVARRETE Segundo	30 Mar 1979
MEX - Mexico	ALGAPE Moises	1 Jan 1960
VEN - Venezuela	GIL Thomas	1 Jan 1960

Communiqué approved by the President of the Commissaires Panel:

.....

Note:
All corrections and updates are available in INFO.



Velodrome
Velódromo
Velódromo

16 JUL 2007
13:00

Cycling Track

Ciclismo Pista / Ciclismo Pista

Men's Individual Pursuit

Persecución Individual Masculina / Perseguição Individual Masculino

Qualifying

Clasificatoria / Classificatória

Results

Resultados / Resultados

Race distance: 4000m

World Record	4:11.114	BOARDMAN Christopher	GBR	MANCHESTER (GBR)	29 AUG 1996
Pan American Games Record	4:29.513	CASEY Dylan	USA	WINNIPEG (CAN)	29 JUL 1999

Rank	Race Number	Name	NOC Code	1000m	2000m	3000m	Time	Speed
					1000-2000	2000-3000	3000-4000	Km/h
1	24	CESARIO Enzo	CHI	1:11.216 (3)	2:18.196 (2) 1:06.980 (1)	3:27.060 (2) 1:08.864 (2)	4:36.996 1:09.936 (2)	51.986
2	61	GIL Thomas	VEN	1:11.763 (5)	2:19.581 (4) 1:07.818 (4)	3:28.534 (4) 1:08.953 (3)	4:38.229 1:09.695 (1)	51.755
3	6	ANTOGNA Fernando	ARG	1:10.633 (2)	2:18.197 (3) 1:07.564 (3)	3:26.948 (1) 1:08.751 (1)	4:38.363 1:11.415 (4)	51.731
4	33	ALZATE ESCOBAR Carlos Eduardo	COL	1:09.594 (1)	2:16.580 (1) 1:06.986 (2)	3:27.813 (3) 1:11.233 (5)	4:40.215 1:12.402 (6)	51.389
5	76	PEREZ Jorge	DOM	1:11.318 (4)	2:20.769 (5) 1:09.451 (5)	3:31.946 (5) 1:11.177 (4)	4:42.838 1:10.892 (3)	50.912
6	20	SMITH Eric	CAN	1:13.987 (7)	2:26.102 (7) 1:12.115 (6)	3:40.053 (6) 1:13.951 (6)	4:52.328 1:12.275 (5)	49.259
7	82	NAVARRETE Segundo	ECU	1:12.773 (6)	2:25.260 (6) 1:12.487 (7)	3:40.128 (7) 1:14.868 (7)	4:55.081 1:14.953 (7)	48.800
8	10	ARSENO Alex	BRA	1:14.334 (8)	2:28.174 (8) 1:13.840 (9)	3:44.286 (8) 1:16.112 (9)	5:02.394 1:18.108 (9)	47.619
9	59	ALGAPE Moises	MEX	1:18.579 (9)	2:32.136 (9) 1:13.557 (8)	3:47.095 (9) 1:14.959 (8)	5:03.344 1:16.249 (8)	47.470

Qualification rule:

Fastest 2 riders race for gold (on 16 Jul at 14:32), and 3rd and 4th riders race for bronze (on 16 Jul at 14:32).

Communiqué approved by the President of the Commissaires Panel:

.....

Legend:

DNF Did Not Finish **DNS** Did Not Start **DSQ** Disqualified **OVL** Overlapped **REL** Relegated **PR** Pan American Games Record **WR** World Record



Velodrome
Velódromo
Velódromo

16 JUL 2007
14:32

Cycling Track

Ciclismo Pista / Ciclismo Pista

Men's Individual Pursuit

Persecución Individual Masculina / Perseguição Individual Masculino

Finals

Finales / Finais

Finals Results and Final Classification

Clasificación Final / Classificação Final

Race distance: 4000m

World Record	4:11.114	BOARDMAN Christopher	GBR	MANCHESTER (GBR)	29 AUG 1996
Pan American Games Record	4:29.513	CASEY Dylan	USA	WINNIPEG (CAN)	29 JUL 1999

Rank	Race Number	Name	NOC Code	1000m	2000m	3000m	Time	Speed
					1000-2000	2000-3000	3000-4000	Km/h
Gold	1	24 CESARIO Enzo	CHI	1:11.258 (1)	2:18.158 (1) 1:06.900 (1)	3:26.941 (1) 1:08.783 (1)	4:37.089 1:10.148 (2)	51.968
Silver	2	61 GIL Thomas	VEN	1:11.971 (2)	2:19.853 (2) 1:07.882 (2)	3:28.844 (2) 1:08.991 (2)	4:38.468 1:09.624 (1)	51.711
Bronze	3	6 ANTOGNA Fernando	ARG	1:13.541 (2)	2:22.107 (2) 1:08.566 (2)	3:31.296 (2) 1:09.189 (1)	4:41.327 1:10.031 (2)	51.185
	4	33 ALZATE ESCOBAR Carlos Eduardo	COL	1:12.192 (1)	2:20.502 (1) 1:08.310 (1)	3:30.690 (1) 1:10.188 (2)	4:42.498 1:11.808 (1)	50.973
	5	76 PEREZ Jorge	DOM					
	6	20 SMITH Eric	CAN					
	7	82 NAVARRETE Segundo	ECU					
	8	10 ARSENO Alex	BRA					
	9	59 ALGAPE Moises	MEX					

Communiqué approved by the President of the Commissaires Panel:

.....

Legend:	DNF Did Not Finish	DNS Did Not Start	DSQ Disqualified	OVL Overlapped	REL Relegated	PR Pan American Games Record	WR World Record
----------------	---------------------------	--------------------------	-------------------------	-----------------------	----------------------	-------------------------------------	------------------------



Velodrome
Velódromo
Velódromo

16 JUL 2007

Cycling Track

Ciclismo Pista / Ciclismo Pista

Men's Individual Pursuit

Persecución Individual Masculina / Perseguição Individual Masculino

Final Classification

Clasificación Final / Classificação Final

Rank	Race Number	Name	NOC Code
Gold	24	CESARIO Enzo	CHI
Silver	61	GIL Thomas	VEN
Bronze	6	ANTOGNA Fernando	ARG
4	33	ALZATE ESCOBAR Carlos Eduardo	COL
5	76	PEREZ Jorge	DOM
6	20	SMITH Eric	CAN
7	82	NAVARRETE Segundo	ECU
8	10	ARSENO Alex	BRA
9	59	ALGAPE Moises	MEX

Communiqué approved by the President of the Commissaires Panel:

.....



Velodrome
Velódromo
Velódromo

Cycling Track

Ciclismo Pista / Ciclismo Pista

Men's Points Race

Carrera por Puntos Masculina / Corrida por Pontos Masculino

Entry List By Event

Lista de Inscrições por Evento / Lista de Inscrições por Evento

As of 17 JUL 2007

NOC	Name	Date of Birth
ARG - Argentina	CURUCHET Juan	4 Feb 1965
BOL - Bolivia	GALLARDO Horacio	29 May 1981
BRA - Brazil	SILVA Roberson	23 Jan 1973
CAN - Canada	MCKENZIE Ryan	31 May 1983
CHI - Chile	ARRIAGADA Marcelo	22 Aug 1973
COL - Colombia	SERPA PEREZ Jose Rodolfo	17 Apr 1979
CUB - Cuba	FERNANDEZ Michel	21 Apr 1983
DOM - Dominican Republic	CRUZ Wendy	7 Mar 1976
ECU - Ecuador	GALLEGOS Jorge	30 Mar 1979
MEX - Mexico	HERNANDEZ Carlos Manuel	17 Jun 1976
TRI - Trinidad & Tobago	ABRAHAM Emile	28 Apr 1974
URU - Uruguay	WYNANTS Milton	29 Mar 1972
VEN - Venezuela	HERNANDEZ Jhonny	7 Apr 1981

Communiqué approved by the President of the Commissaires Panel:

.....

Note:
All corrections and updates are available in INFO.



Velodrome
Velódromo
Velódromo

19 JUL 2007
14:20

Cycling Track

Ciclismo Pista / Ciclismo Pista

Men's Keirin

Keirin Masculina / Keirin Masculino

Second Round

Segunda Ronda / Segunda Rodada

Results

Resultados / Resultados

Race distance: 8 laps

Heat	Rank	Race Number	Name	NOC Code
1	1	21	MACKINNON Cam	CAN
	2	2	BOTASSO Leandro	ARG
	3	62	HERSONY Canelon	VEN
	DSQ	44	LOPEZ Ahmed	CUB
2	1	56	LAKATOSH Andy	USA
	2	34	NARVAEZ ROMERO Leonardo	COL
	3	12	ROMEO Davi	BRA
	4	53	SOCHON Jose Alberto	GUA
	5	54	LYNCH Ricardo	JAM

Qualification rule:

First 3 riders in each heat to final 1-6 (on 19 Jul at 15:35) and the others to final 7-12 (on 19 Jul at 15:35).

Communiqué approved by the President of the Commissaires Panel:

.....

Note:

No records are kept for this event

Legend:

DNF Did Not Finish **DNS** Did Not Start **DSQ** Disqualified **REL** Relegated



Velodrome
Velódromo
Velódromo

19 JUL 2007
15:35

Cycling Track

Ciclismo Pista / Ciclismo Pista

Men's Keirin

Keirin Masculina / Keirin Masculino

Finals

Finales / Finais

Finals Results and Final Classification

Clasificación Final / Classificação Final

Race distance: 8 laps

Heat	Rank	Race Number	Name	NOC Code
Final 1-6	1	34	NARVAEZ ROMERO Leonardo	COL
	2	21	MACKINNON Cam	CAN
	3	2	BOTASSO Leandro	ARG
	4	12	ROMEO Davi	BRA
	5	56	LAKATOSH Andy	USA
	6	62	HERSONY Canelon	VEN

Communiqué approved by the President of the Commissaires Panel:

.....

Note:

No records are kept for this event

Legend:

DNF Did Not Finish **DNS** Did Not Start **DSQ** Disqualified **REL** Relegated



Velodrome
Velódromo
Velódromo

19 JUL 2007
15:35

Cycling Track

Ciclismo Pista / Ciclismo Pista

Men's Keirin

Keirin Masculina / Keirin Masculino

Final Classification

Clasificación Final / Classificação Final

Rank	Race Number	Name	NOC Code
Gold	34	NARVAEZ ROMERO Leonardo	COL
Silver	21	MACKINNON Cam	CAN
Bronze	2	BOTASSO Leandro	ARG
4	12	ROMEO Davi	BRA
5	56	LAKATOSH Andy	USA
6	62	HERSONY Canelon	VEN

Communiqué approved by the President of the Commissaires Panel:

.....



Velodrome
Velódromo
Velódromo

17 JUL 2007
15:25

Cycling Track

Ciclismo Pista / Ciclismo Pista

Men's Points Race

Carrera por Puntos Masculina / Corrida por Pontos Masculino

Final

Final / Final

Results

Resultados / Resultados

Race distance: 160 Laps (40Km) with 16 sprints

Elapsed time: 51:01.600

Average Speed: 47.034 Km/h

Rank	Race No	Name	NOC Code	Sprint Number																Finish Order	Lap Points			Total Points	
				1	2	3	4	5	6	7	8	9	10	11	12	13	14	15	16		+	-	Balance		
1	67	HERNANDEZ Andris	VEN		5		3	3	3	3	2	1	1	2	2	1					7	40		40	66
2	37	SERPA PEREZ Jose Rodolfo	COL			1	5	5		2	5	3	3	1	3	2		3			6	20		20	53
3	74	WYNANTS Milton	URU						5					5			2		5		1	20		20	37
4	26	ARRIAGADA Marcos	CHI	3		2		1					2				5	5			5				18
5	58	HERNANDEZ Carlos Manuel	MEX	5			1		2							5			3		2	20	20	0	16
6	3	CURUCHET Juan	ARG			3		2	1			5			1		3	1			8				16
7	72	ABRAHAM Emile	TRI		2										5		1	2	2		3				12
8	15	SILVA Roberson	BRA	2															1		4		20	-20	-17
9	84	GALLEGOS Jorge	ECU		1					5	3										9		40	-40	-31
	23	MCKENZIE Ryan	CAN		3	5						2													DNF
	46	FERNANDEZ Michel	CUB	1			2						5	3											DNF
	78	CRUZ Wendy	DOM							1													20	-20	DNF
	85	GALLARDO Horacio	BOL								1						3						20	-20	DSQ

Communiqué approved by the President of the Commissaires Panel:

.....

Note:
No records are kept for this event

Legend:
DNF Did Not Finish **DNS** Did Not Start **DSQ** Disqualified **No** Number **REL** Relegated **+** Points gained **-** Points lost



Velodrome
Velódromo
Velódromo

Cycling Track

Ciclismo Pista / Ciclismo Pista

Men's Keirin

Keirin Masculina / Keirin Masculino

Entry List By Event

Lista de Inscrições por Evento / Lista de Inscrições por Evento

As of 19 JUL 2007

NOC	Name	Date of Birth
ARG - Argentina	BOTASSO Leandro	23 Apr 1986
BRA - Brazil	ROMEO Davi	26 Dec 1986
CAN - Canada	MACKINNON Cam	1 Jan 1980
CHI - Chile	MEDINA Jose	13 Jul 1973
COL - Colombia	NARVAEZ ROMERO Leonardo	10 Dec 1980
CUB - Cuba	LOPEZ Ahmed	11 Nov 1984
GUA - Guatemala	SOCHON Jose Alberto	27 Aug 1980
JAM - Jamaica	LYNCH Ricardo	20 Aug 1984
USA - United States	LAKATOSH Andy	22 Apr 1985
VEN - Venezuela	HERSONY Canelon	8 Dec 1988

Communiqué approved by the President of the Commissaires Panel:

.....

Note:
All corrections and updates are available in INFO.



Velodrome
Velódromo
Velódromo

Cycling Track

Ciclismo Pista / Ciclismo Pista

Men's Team Sprint

Velocidad por Equipos Masculino / Velocidade Equipes Masculino

Entry List By Event

Lista de Inscripciones por Evento / Lista de Inscrições por Evento

As of 15 JUL 2007

NOC	Name	Date of Birth
ARG - Argentina	BOTASSO Leandro	23 Apr 1986
	GROSSO Diego	5 Feb 1987
	GUATTO Sergio	4 Oct 1978
BRA - Brazil	ALCANTARA Marcos	12 Dec 1982
	FIRMINO Fernando	23 Mar 1979
	ROMEO Davi	26 Dec 1986
COL - Colombia	MEJIA JARAMILLO Marzuki	28 Mar 1989
	NARVAEZ ROMERO Leonardo	10 Dec 1980
	SANCHEZ CASTILLO Hernan	23 Dec 1984
CUB - Cuba	HERRERA Julio Cesar	11 Mar 1977
	LOPEZ Ahmed	11 Nov 1984
	POLL Yosmani	16 May 1980
VEN - Venezuela	HERNANDEZ Andris	11 Jan 1982
	HERSONY Canelon	8 Dec 1988
	MARCANO Cesar	22 Oct 1987

Communiqué approved by the President of the Commissaires Panel:

.....

Note:
All corrections and updates are available in INFO.

Results

Resultados / Resultados

Race distance: 3 laps

Rank	NOC / Name	Lap 1	Lap 2	Time	Speed
			Lap 1-2	Lap 2-3	Km/h
1	CUB - Cuba	18.361 (2)	32.301 (1)	46.678	57.843
	44 LOPEZ Ahmed		13.940 (1)	14.377 (1)	
	47 HERRERA Julio Cesar				
	48 POLL Yosmani				
2	VEN - Venezuela	18.216 (1)	32.310 (2)	46.798	57.694
	62 HERSONY Canelon		14.094 (3)	14.488 (3)	
	63 HERNANDEZ Andris				
	68 MARCANO Cesar				
3	ARG - Argentina	18.820 (4)	32.839 (4)	47.282	57.104
	2 BOTASSO Leandro		14.019 (2)	14.443 (2)	
	4 GROSSO Diego				
	5 GUATTO Sergio				
4	COL - Colombia	18.627 (3)	32.813 (3)	47.501	56.840
	34 NARVAEZ ROMERO Leonardo		14.186 (4)	14.688 (4)	
	35 SANCHEZ CASTILLO Hernan				
	41 MEJIA JARAMILLO Marzuki				
5	BRA - Brazil	18.951 (5)	33.418 (5)	48.289	55.913
	12 ROMEO Davi		14.467 (5)	14.871 (5)	
	16 ALCANTARA Marcos				
	17 FIRMINO Fernando				

Qualification rule:

Fastest 2 teams race for gold (on 19 Jul at 13:00), and 3rd and 4th teams race for bronze (on 19 Jul at 13:00). Losers are classified from the 5th to the 8th place based upon their time from first round.

Communiqué approved by the President of the Commissaires Panel:

.....

Note:
Because of variable track lengths there are no records kept for this event

Legend:
DNF Did Not Finish **DNS** Did Not Start **DSQ** Disqualified **OVL** Overlapped **REL** Relegated

Finals Results and Final Classification

Clasificación Final / Classificação Final

Race distance: 3 laps

Rank	NOC / Name	Lap 1	Lap 2	Time	Speed
			Lap 1-2	Lap 2-3	Km/h
1	CUB - Cuba	18.432 (2)	32.350 (2)	46.640	57.890
	44 LOPEZ Ahmed		13.918 (1)	14.290 (1)	
	47 HERRERA Julio Cesar				
	48 POLL Yosmani				
2	VEN - Venezuela	18.273 (1)	32.341 (1)	46.972	57.481
	62 HERSONY Canelon		14.068 (2)	14.631 (2)	
	63 HERNANDEZ Andris				
	68 MARCANO Cesar				
3	COL - Colombia	18.777 (1)	33.120 (1)	47.559	56.771
	34 NARVAEZ ROMERO Leonardo		14.343 (2)	14.439 (1)	
	35 SANCHEZ CASTILLO Hernan				
	41 MEJIA JARAMILLO Marzuki				
4	ARG - Argentina	19.186 (2)	33.228 (2)	47.761	56.531
	2 BOTASSO Leandro		14.042 (1)	14.533 (2)	
	4 GROSSO Diego				
	5 GUATTO Sergio				
5	BRA - Brazil				

Communiqué approved by the President of the Commissaires Panel:

.....

Note:
Because of variable track lengths there are no records kept for this event

Legend:
DNF Did Not Finish **DNS** Did Not Start **DSQ** Disqualified **OVL** Overlapped **REL** Relegated



Velodrome
Velódromo
Velódromo

19 JUL 2007

Cycling Track

Ciclismo Pista / Ciclismo Pista

Men's Team Sprint

Velocidad por Equipos Masculino / Velocidade Equipes Masculino

Final Classification

Clasificación Final / Classificação Final

Rank	NOC
1	CUB - Cuba
2	VEN - Venezuela
3	COL - Colombia
4	ARG - Argentina
5	BRA - Brazil

Communiqué approved by the President of the Commissaires Panel:

.....



Velodrome
Velódromo
Velódromo

Cycling Track

Ciclismo Pista / Ciclismo Pista

Men's Team Pursuit

Persecución por Equipos Masculina / Perseguição de Equipes Masculino

Entry List By Event

Lista de Inscripciones por Evento / Lista de Inscrições por Evento

As of 15 JUL 2007

NOC	Name	Date of Birth
ARG - Argentina	ANTOGNA Fernando	21 Dec 1976
	CANCIO Sebastian	4 Oct 1978
	PEREZ Walter	3 Feb 1975
	SIMON Edgardo	16 Dec 1974
BRA - Brazil	ARSENO Alex	28 May 1983
	QUADRI JUNIOR Hernandes	12 Aug 1967
	SILVA Roberson	23 Jan 1973
	SILVA Rodrigo	7 Jun 1977
CHI - Chile	ARRIAGADA Marcelo	22 Aug 1973
	CABRERA Antonio	10 Nov 1981
	CESARIO Enzo	30 Aug 1980
	MIRANDA Gonzalo	6 Oct 1979
COL - Colombia	ALZATE ESCOBAR Carlos Eduardo	23 Mar 1983
	CASTRO LAVERDE Arles Antonio	17 Jul 1979
	GONZALEZ PEÑA Alexander	1 Nov 1979
	PEREZ SUAREZ Jairo	24 Mar 1973
DOM - Dominican Republic	GERMAN Rafael	30 Jul 1987
	PEREZ Jorge	24 Aug 1985
	SANCHEZ Augusto	10 Oct 1983
	VIDAL Euri	20 Jul 1987
ECU - Ecuador	GALLEGOS Jorge	30 Mar 1979
	GUAMA Bayron	14 Jun 1985
	MONTENEGRO Juan	10 Jan 1981
	NAVARRETE Segundo	30 Mar 1979
VEN - Venezuela	CHACON Franklin	12 Feb 1979
	GIL Thomas	1 Jan 1960
	OCHOA Richard	14 Feb 1984
	RIVAS Jaime	24 Mar 1981

Communiqué approved by the President of the Commissaires Panel:

.....

Note:
All corrections and updates are available in INFO.

Results

Resultados / Resultados

Race distance: 4000m

World Record	3:56.610	AUS - AUSTRALIA	ATHENS (GRE)	22 AUG 2004
Pan American Games Record	4:15.956	USA - UNITED STATES	WINNIPEG (CAN)	29 JUL 1999

Rank	NOC / Name	1000m	2000m	3000m	Time	Speed
			1000-2000	2000-3000	3000-4000	Km/h
1	COL - Colombia	1:07.575 (3)	2:08.409 (1)	3:10.362 (1)	4:12.836	56.953 PR
	33 ALZATE ESCOBAR Carlos Eduardo		1:00.834 (1)	1:01.953 (1)	1:02.474 (2)	
	36 FORERO CARREÑO Juan Pablo					
	38 CASTRO LAVERDE Arles Antonio					
	40 PEREZ SUAREZ Jairo					
2	CHI - Chile	1:07.199 (2)	2:09.012 (2)	3:11.121 (2)	4:14.433	56.596
	24 CESARIO Enzo		1:01.813 (2)	1:02.109 (2)	1:03.312 (3)	
	26 ARRIAGADA Marcos					
	27 SEPULVEDA Luis					
	31 MIRANDA Gonzalo					
3	ARG - Argentina	1:08.489 (5)	2:11.340 (5)	3:14.508 (5)	4:16.885	56.056
	6 ANTOGNA Fernando		1:02.851 (3)	1:03.168 (3)	1:02.377 (1)	
	7 CANCIO Sebastian					
	8 SIMON Edgardo					
	92 COLLA Dario Angel					
4	VEN - Venezuela	1:07.864 (4)	2:10.922 (4)	3:14.493 (3)	4:18.354	55.737
	61 GIL Thomas		1:03.058 (4)	1:03.571 (4)	1:03.861 (4)	
	64 OCHOA Richard					
	66 RIVAS Jaime					
	88 CHACON Franklin					
5	DOM - Dominican Republic	1:06.950 (1)	2:10.156 (3)	3:14.506 (4)	4:19.646	55.460
	76 PEREZ Jorge		1:03.206 (5)	1:04.350 (5)	1:05.140 (5)	
	77 SANCHEZ Augusto					
	79 GERMAN Rafael					
	80 VIDAL Euri					
6	BRA - Brazil	1:10.618 (6)	2:16.385 (6)	3:23.048 (6)	4:28.665	53.598
	10 ARSENO Alex		1:05.767 (6)	1:06.663 (6)	1:05.617 (6)	
	13 QUADRI JUNIOR Hernandes					
	14 SILVA Rodrigo					
	15 SILVA Roberson					
7	ECU - Ecuador	1:12.473 (7)	2:21.346 (7)	3:30.329 (7)	4:38.801	51.649
	81 GUAMA Bayron		1:08.873 (7)	1:08.983 (7)	1:08.472 (7)	
	82 NAVARRETE Segundo					
	83 MONTENEGRO Jorge					
	84 GALLEGOS Jorge					

Qualification rule:

Fastest 2 teams race for gold (on 18 Jul at 14:40), and 3rd and 4th teams race for bronze (on 18 Jul at 14:40).

Legend:

DNF Did Not Finish **DNS** Did Not Start **DSQ** Disqualified **OVL** Overlapped **REL** Relegated **PR** Pan American Games Record **WR** World Record



Velodrome
Velódromo
Velódromo

18 JUL 2007
13:20

Cycling Track

Ciclismo Pista / Ciclismo Pista

Men's Team Pursuit

Persecución por Equipos Masculina / Perseguição de Equipes Masculino

Qualifying

Clasificatoria / Classificatória

Results

Resultados / Resultados

Race distance: 4000m

World Record	3:56.610	AUS - AUSTRALIA	ATHENS (GRE)	22 AUG 2004
Pan American Games Record	4:15.956	USA - UNITED STATES	WINNIPEG (CAN)	29 JUL 1999

Rank	NOC / Name	1000m	2000m	3000m	Time	Speed
			1000-2000	2000-3000	3000-4000	Km/h

Communiqué approved by the President of the Commissaires Panel:

.....



Velodrome
Velódromo
Velódromo

18 JUL 2007
14:40

Cycling Track

Ciclismo Pista / Ciclismo Pista

Men's Team Pursuit

Persecución por Equipos Masculina / Perseguição de Equipes Masculino

Finals

Finales / Finais

Finals Results and Final Classification

Clasificación Final / Classificação Final

Race distance: 4000m

World Record	3:56.610	AUS - AUSTRALIA	ATHENS (GRE)	22 AUG 2004
Pan American Games Record	4:12.836	COL - Colombia	Rio (BRA)	18 JUL 2007

Rank	NOC / Name	1000m	2000m	3000m	Time	Speed
			1000-2000	2000-3000	3000-4000	Km/h
1	CHI - Chile	1:06.460 (1)	2:07.195 (2)	3:08.516 (2)	4:11.653	57.221 PR
	24 CESARIO Enzo		1:00.735 (2)	1:01.321 (1)	1:03.137 (1)	
	26 ARRIAGADA Marcos					
	27 SEPULVEDA Luis					
	31 MIRANDA Gonzalo					
2	COL - Colombia	1:06.639 (2)	2:06.733 (1)	3:08.370 (1)	4:12.330	57.068
	33 ALZATE ESCOBAR Carlos Eduardo		1:00.094 (1)	1:01.637 (2)	1:03.960 (2)	
	36 FORERO CARREÑO Juan Pablo					
	38 CASTRO LAVERDE Arles Antonio					
	40 PEREZ SUAREZ Jairo					
3	VEN - Venezuela	1:07.848 (1)	2:10.662 (1)	3:13.616 (1)	4:16.838	56.066
	61 GIL Thomas		1:02.814 (1)	1:02.954 (1)	1:03.222 (1)	
	64 OCHOA Richard					
	66 RIVAS Jaime					
	88 CHACON Franklin					
4	ARG - Argentina	1:08.418 (2)	2:11.490 (2)	3:14.449 (2)	4:17.197	55.988
	6 ANTOGNA Fernando		1:03.072 (2)	1:02.959 (2)	1:02.748 (2)	
	7 CANCIO Sebastian					
	8 SIMON Edgardo					
	92 COLLA Dario Angel					
5	DOM - Dominican Republic					
6	BRA - Brazil					
7	ECU - Ecuador					

Communiqué approved by the President of the Commissaires Panel:

.....

Legend:	DNF Did Not Finish	DNS Did Not Start	DSQ Disqualified	OVL Overlapped	REL Relegated	PR Pan American Games Record	WR World Record
----------------	---------------------------	--------------------------	-------------------------	-----------------------	----------------------	-------------------------------------	------------------------



Velodrome
Velódromo
Velódromo

18 JUL 2007

Cycling Track

Ciclismo Pista / Ciclismo Pista

Men's Team Pursuit

Persecución por Equipos Masculina / Perseguição de Equipas Masculino

Final Classification

Clasificación Final / Classificação Final

Rank	NOC
1	CHI - Chile
2	COL - Colombia
3	VEN - Venezuela
4	ARG - Argentina
5	DOM - Dominican Republic
6	BRA - Brazil
7	ECU - Ecuador

Communiqué approved by the President of the Commissaires Panel:

.....



Velodrome
Velódromo
Velódromo

Cycling Track

Ciclismo Pista / Ciclismo Pista

Men's Madison

Madison hommes /

Entry List By Event

Lista de Inscrições por Evento / Lista de Inscrições por Evento

As of 19 JUL 2007

NOC	Name	Date of Birth
ARG - Argentina	CURUCHET Juan PEREZ Walter	4 Feb 1965 3 Feb 1975
BRA - Brazil	QUADRI JUNIOR Hernandes SILVA Rodrigo	12 Aug 1967 7 Jun 1977
CAN - Canada	LACOMBE Keven MCKENZIE Ryan	1 Jan 1980 31 May 1983
CHI - Chile	CABRERA Antonio MEDINA Jose	10 Nov 1981 13 Jul 1973
COL - Colombia	GONZALEZ PEÑA Alexander SERPA PEREZ Jose Rodolfo	1 Nov 1979 17 Apr 1979
CUB - Cuba	ALONSO Yunier FERNANDEZ Michel	4 Jan 1980 21 Apr 1983
DOM - Dominican Republic	PEREZ Jorge SANCHEZ Augusto	24 Aug 1985 10 Oct 1983
ECU - Ecuador	GUAMA Bayron NAVARRETE Segundo	14 Jun 1985 30 Mar 1979
MEX - Mexico	HERNANDEZ Carlos Manuel SARABIA DIAZ Ignacio	17 Jun 1976 15 Jul 1983
URU - Uruguay	REYES Alen WYNANTS Milton	1 Feb 1979 29 Mar 1972
VEN - Venezuela	HERNANDEZ Andris OCHOA Richard	11 Jan 1982 14 Feb 1984

Communiqué approved by the President of the Commissaires Panel:

.....

Note:
All corrections and updates are available in INFO.

Results

Resultados / Resultados

Race distance: 4000m

World Record	3:56.610	AUS - AUSTRALIA	ATHENS (GRE)	22 AUG 2004
Pan American Games Record	4:15.956	USA - UNITED STATES	WINNIPEG (CAN)	29 JUL 1999

Rank	NOC / Name	1000m	2000m	3000m	Time	Speed
			1000-2000	2000-3000	3000-4000	Km/h
1	COL - Colombia	1:07.575 (3)	2:08.409 (1)	3:10.362 (1)	4:12.836	56.953 PR
	33 ALZATE ESCOBAR Carlos Eduardo		1:00.834 (1)	1:01.953 (1)	1:02.474 (2)	
	36 FORERO CARREÑO Juan Pablo					
	38 CASTRO LAVERDE Arles Antonio					
	40 PEREZ SUAREZ Jairo					
2	CHI - Chile	1:07.199 (2)	2:09.012 (2)	3:11.121 (2)	4:14.433	56.596
	24 CESARIO Enzo		1:01.813 (2)	1:02.109 (2)	1:03.312 (3)	
	26 ARRIAGADA Marcos					
	27 SEPULVEDA Luis					
	31 MIRANDA Gonzalo					
3	ARG - Argentina	1:08.489 (5)	2:11.340 (5)	3:14.508 (5)	4:16.885	56.056
	6 ANTOGNA Fernando		1:02.851 (3)	1:03.168 (3)	1:02.377 (1)	
	7 CANCIO Sebastian					
	8 SIMON Edgardo					
	92 COLLA Dario Angel					
4	VEN - Venezuela	1:07.864 (4)	2:10.922 (4)	3:14.493 (3)	4:18.354	55.737
	61 GIL Thomas		1:03.058 (4)	1:03.571 (4)	1:03.861 (4)	
	64 OCHOA Richard					
	66 RIVAS Jaime					
	88 CHACON Franklin					
5	DOM - Dominican Republic	1:06.950 (1)	2:10.156 (3)	3:14.506 (4)	4:19.646	55.460
	76 PEREZ Jorge		1:03.206 (5)	1:04.350 (5)	1:05.140 (5)	
	77 SANCHEZ Augusto					
	79 GERMAN Rafael					
	80 VIDAL Euri					
6	BRA - Brazil	1:10.618 (6)	2:16.385 (6)	3:23.048 (6)	4:28.665	53.598
	10 ARSENO Alex		1:05.767 (6)	1:06.663 (6)	1:05.617 (6)	
	13 QUADRI JUNIOR Hernandes					
	14 SILVA Rodrigo					
	15 SILVA Roberson					
7	ECU - Ecuador	1:12.473 (7)	2:21.346 (7)	3:30.329 (7)	4:38.801	51.649
	81 GUAMA Bayron		1:08.873 (7)	1:08.983 (7)	1:08.472 (7)	
	82 NAVARRETE Segundo					
	83 MONTENEGRO Jorge					
	84 GALLEGOS Jorge					

Qualification rule:

Fastest 2 teams race for gold (on 18 Jul at 14:40), and 3rd and 4th teams race for bronze (on 18 Jul at 14:40).

Legend:

DNF Did Not Finish **DNS** Did Not Start **DSQ** Disqualified **OVL** Overlapped **REL** Relegated **PR** Pan American Games Record **WR** World Record



Velodrome
Velódromo
Velódromo

18 JUL 2007
13:20

Cycling Track

Ciclismo Pista / Ciclismo Pista

Men's Team Pursuit

Persecución por Equipos Masculina / Perseguição de Equipes Masculino

Qualifying

Clasificatoria / Classificatória

Results

Resultados / Resultados

Race distance: 4000m

World Record	3:56.610	AUS - AUSTRALIA	ATHENS (GRE)	22 AUG 2004
Pan American Games Record	4:15.956	USA - UNITED STATES	WINNIPEG (CAN)	29 JUL 1999

Rank	NOC / Name	1000m	2000m	3000m	Time	Speed
			1000-2000	2000-3000	3000-4000	Km/h

Communiqué approved by the President of the Commissaires Panel:

.....

Results

Resultados / Resultados

Race distance: 200 Laps (50Km) with 10 sprints

Elapsed time: **59:30.490**

Average Speed: **50.413 Km/h**

Rank	Race Number	Name	Sprint Number										Finish Order	Points	Laps Down
			1	2	3	4	5	6	7	8	9	10			
1	1	ARG - Argentina	3	5	5	5	1	3	5		5	2	3	34	
		PEREZ Walter													
		CURUCHET Juan													
2	5	COL - Colombia				3	3	1	3	5	3		5	18	
		GONZALEZ PEÑA Alexander													
		SERPA PEREZ Jose Rodolfo													
3	11	VEN - Venezuela				2			2	3			6	7	
		OCHOA Richard													
		HERNANDEZ Andris													
4	4	CHI - Chile	2	1	2			2		2	2	5	1	16	-1
		MEDINA Jose													
		CABRERA Antonio													
5	7	DOM - Dominican Republic		3	3		2				1	3	2	12	-1
		PEREZ Jorge													
		SANCHEZ Augusto													
6	2	BRA - Brazil	1	2			5		1			1	4	10	-1
		QUADRI JUNIOR Hernandes													
		SILVA Rodrigo													
7	9	MEX - Mexico			1			5		1			7	7	-1
		HERNANDEZ Carlos Manuel													
		SARABIA DIAZ Ignacio													
	3	CAN - Canada												DNF	-3
		LACOMBE Keven													
		MCKENZIE Ryan													
	6	CUB - Cuba												DNF	-3
		ALONSO Yunier													
		FERNANDEZ Michel													
	8	ECU - Ecuador	5											DNF	-3
		GUAMA Bayron													
		NAVARRETE Segundo													
	10	URU - Uruguay				1								DNF	-3
		REYES Alen													
		WYNANTS Milton													

Communiqué approved by the President of the Commissaires Panel:

.....

Note:
No records are kept for this event

Legend:
DNF Did Not Finish **DNS** Did Not Start **DSQ** Disqualified **REL** Relegated

Medal Standings

posiciones de medallas / Posições das Medalhas

After 10 of 10 Events

As of 19 JUL 2007

Rank	NOC	Men				Women				Total				Rank by Total
		G	S	B	Tot	G	S	B	Tot	G	S	B	Tot	
1	COL - Colombia	1	3	1	5	2	1		3	3	4	1	8	1
2	CUB - Cuba	2			2	1	1	2	4	3	1	2	6	=2
3	CHI - Chile	2			2					2			2	=5
4	VEN - Venezuela	1	2	2	5		1		1	1	3	2	6	=2
5	ARG - Argentina	1		2	3					1		2	3	4
6	USA - United States		1	1	2						1	1	2	=5
7	CAN - Canada		1		1						1		1	=7
8	MEX - Mexico							1	1			1	1	=7
8	URU - Uruguay			1	1							1	1	=7
Total		7	7	7	21	3	3	3	9	10	10	10	30	

Legend:

= Equal sign indicates that two or more NOCs share the same rank by total **B** Bronze **G** Gold **S** Silver **Tot** Total

Medallists by Event

Medallista por evento / Medalhistas por Evento

After 10 of 10 Events

As of 19 JUL 2007

Event Name	Date	Medal	Name	NOC Code
Men's Individual Pursuit	16 JUL 2007	GOLD	CESARIO Enzo	CHI
		SILVER	GIL Thomas	VEN
		BRONZE	ANTOGNA Fernando	ARG
Women's Individual Pursuit	17 JUL 2007	GOLD	CALLE WILLIAMS Maria Luisa	COL
		SILVER	GARCIA Danielys	VEN
		BRONZE	RODRIGUEZ Dalila	CUB
Men's Points Race	17 JUL 2007	GOLD	HERNANDEZ Andris	VEN
		SILVER	SERPA PEREZ Jose Rodolfo	COL
		BRONZE	WYNANTS Milton	URU
Men's Sprint	18 JUL 2007	GOLD	HERRERA Julio Cesar	CUB
		SILVER	BARCZEWSKI Ben	USA
		BRONZE	LAKATOSH Andy	USA
Women's Sprint	18 JUL 2007	GOLD	GARCIA ORREGO Diana Maria	COL
		SILVER	GUERRA Lizandra	CUB
		BRONZE	HERRERA Arianna	CUB
Men's Team Pursuit	18 JUL 2007	GOLD	CESARIO Enzo	CHI
			ARRIAGADA Marcos	CHI
			SEPULVEDA Luis	CHI
			MIRANDA Gonzalo	CHI
		SILVER	ALZATE ESCOBAR Carlos Eduardo	COL
			FORERO CARREÑO Juan Pablo	COL
			CASTRO LAVERDE Arles Antonio	COL
			PEREZ SUAREZ Jairo	COL
		BRONZE	GIL Thomas	VEN
			OCHOA Richard	VEN
			RIVAS Jaime	VEN
			CHACON Franklin	VEN
Men's Team Sprint	19 JUL 2007	GOLD	LOPEZ Ahmed	CUB
			HERRERA Julio Cesar	CUB
			POLL Yosmani	CUB
		SILVER	HERSONY Canelon	VEN
			HERNANDEZ Andris	VEN
			MARCANO Cesar	VEN
		BRONZE	NARVAEZ ROMERO Leonardo	COL
			SANCHEZ CASTILLO Hernan	COL
			MEJIA JARAMILLO Marzuki	COL
Women's Points Race	19 JUL 2007	GOLD	GONZALEZ Yoanka	CUB
		SILVER	CALLE WILLIAMS Maria Luisa	COL
		BRONZE	GUERRERO MENDEZ Belem	MEX
Men's Madison	19 JUL 2007	GOLD	PEREZ Walter	ARG
			CURUCHET Juan	ARG
		SILVER	GONZALEZ PEÑA Alexander	COL
			SERPA PEREZ Jose Rodolfo	COL
		BRONZE	OCHOA Richard	VEN
			HERNANDEZ Andris	VEN
Men's Keirin	19 JUL 2007	GOLD	NARVAEZ ROMERO Leonardo	COL
		SILVER	MACKINNON Cam	CAN
		BRONZE	BOTASSO Leandro	ARG

A stylized landscape illustration at the top of the page. It features a blue sky, a dark blue mountain range, a yellow foreground, and a white cross on a peak to the right.

Saltos Ornamentais
Clavados
Diving



Medallists by Event

Medalistas por Evento / Medallista por evento

As of SAT 28 JUL 2007

Event	Date	Medal	Name	NOC Code
Men's 3m Springboard	26 JUL 2007	GOLD	DESPATIE Alexandre	CAN
		SILVER	CASTRO Cesar	BRA
		BRONZE	DUMAIS Troy	USA
Men's 10m Platform	28 JUL 2007	GOLD	GUERRA Jose Antonio	CUB
		SILVER	PACHECO MARRUFO Rommel	MEX
		BRONZE	DESPATIE Alexandre	CAN
Men's 3m Synchro Springboard	25 JUL 2007	GOLD	RICHESON Mitchell DUMAIS Troy	USA
		SILVER	FORNARIS Erick BETANCOURT Jorge	CUB
		BRONZE	DESPATIE Alexandre MIRANDA Arturo	CAN
Men's 10m Synchro Platform	27 JUL 2007	GOLD	BOUDIA David FINCHUM Thomas	USA
		SILVER	FORNARIS Erick GUERRA Jose Antonio	CUB
		BRONZE	URAN SALAZAR Juan G. Uran ORTEGA SERNA Victor H. Ortega	COL
Women's 3m Springboard	27 JUL 2007	GOLD	ESPINOSA Paola	MEX
		SILVER	SANCHEZ Laura	MEX
		BRONZE	BRYANT Kelci	USA
Women's 10m Platform	25 JUL 2007	GOLD	ESPINOSA Paola	MEX
		SILVER	ISHIMATSU Haley	USA
		BRONZE	VELOSO Juliana	BRA
Women's 3m Synchro Springboard	28 JUL 2007	GOLD	SANCHEZ Laura ESPINOSA Paola	MEX
		SILVER	RITTENHOUSE Ariel BRYANT Kelci	USA
		BRONZE	BENFEITO Meaghan MACDONALD Kelly	CAN



Aquatic Centre
Parque Acuático
Parque Aquático

Diving

Saltos Ornamentais / Clavados

After 8 of 8 Events

Após 8 de 8 eventos / Después 8 de 8 eventos

Medallists by Event

Medalhistas por Evento / Medallista por evento

As of SAT 28 JUL 2007

Event	Date	Medal	Name	NOC Code
Women's 10m Synchro Platform	26 JUL 2007	GOLD	HEYMANS Emilie MARLEAU Marie-Eve	CAN
		SILVER	ESPINOSA Paola ORTIZ GALICIA Tatiana	MEX
		BRONZE	ISHIMATSU Haley DUNNICHAY Mary Beth	USA

Entry List by NOC

Lista de Inscrições por CON / Lista de Inscripciones por CON

As of MON 23 JUL 2007

NOC Code	NOC	Gender	Name	Date of Birth	Height (m / ft in)	Weight (kg / lbs)	Event code
BER	Bermuda	W	HORTON-PERINCHIEF Katura	26 FEB 1983			3M
BRA	Brazil	M	CASTRO Cesar	9 FEB 1982	1.70 / 5'7"	63 / 139	3M / 3MS
			DURAN Cassius	1 JUN 1979	1.73 / 5'8"	65 / 143	3M / 10M / 3MS / 10MS
			PARISI Hugo	8 JAN 1984	1.62 / 5'4"	58 / 128	10M / 10MS
		W	SAE Milena	8 MAR 1985	1.70 / 5'7"	68 / 150	3M / 10M / 10MS
			TAKAGI Tammy	3 NOV 1991	1.60 / 5'3"	56 / 123	3MS
			VELOSO Juliana	22 DEC 1980	1.61 / 5'3"	56 / 123	3M / 10M / 3MS
			WINKLER Evelyn	27 MAR 1981	1.58 / 5'2"	58 / 128	10MS
CAN	Canada	M	DESPATIE Alexandre	8 JUN 1985			3M / 10M / 3MS
			McCORMICK Riley	25 AUG 1991			10MS
			MIRANDA Arturo	19 JAN 1971			3MS
			ROSS Reuben	5 DEC 1985			3M / 10M / 10MS
		W	BENFEITO Meaghan	2 MAR 1989			3M
			HARTLEY Blythe	2 MAY 1982			3M / 3MS
			HEYMANS Emilie	14 DEC 1981			10M / 3MS / 10MS
			MARLEAU Marie-Eve	12 FEB 1982			10M / 10MS
COL	Colombia	M	ORTEGA SERNA Victor H. Ortega	27 JAN 1988			3M / 10M / 3MS / 10MS
			URAN SALAZAR Juan G. Uran	3 JAN 1983			3M / 10M / 3MS / 10MS
		W	PINEDA ZULETA Diana Pineda	6 SEP 1984			3M

Entry List by NOC

Lista de Inscrições por CON / Lista de Inscripciones por CON

As of MON 23 JUL 2007

NOC Code	NOC	Gender	Name	Date of Birth	Height (m / ft in)	Weight (kg / lbs)	Event code
CUB	Cuba	M	BETANCOURT Jorge	13 FEB 1982			3M / 3MS
			FORNARIS Erick	2 JAN 1979			3MS / 10MS
			GUERRA Jose Antonio	9 AUG 1979			10M / 10MS
			PUPO Jorge Luis	14 FEB 1982			3M / 10M
		W	MENA Yaima Rosario	28 JAN 1985			3M / 10M / 3MS / 10MS
			ORTIZ Yolanda	26 OCT 1978			10M / 10MS
VALDES Daile	4 JUL 1987				3MS		
GUY	Guyana	W	FARROW Megan	2 NOV 1981	1.69 / 5'7"	50 / 110	3M
MEX	Mexico	M	CASTILLO Yahel	11 JUL 1985			3M / 3MS
			HUERTA ROSAS Luis	14 FEB 1985			3MS
			PACHECO MARRUFO Rommel Aghmed	12 JUL 1986			3M / 10M / 10MS
			TEJADA Giann	26 DEC 1983			10M / 10MS
		W	ESPINOSA SANCHEZ Paola Milagros	31 JUL 1986			3M / 10M / 3MS / 10MS
			ORTIZ GALICIA Tatiana	12 JAN 1984			10M / 10MS
SANCHEZ SOTO Laura Aleida	16 OCT 1985				3M / 3MS		
USA	United States	M	BOUDIA David	24 APR 1989			10M / 10MS
			DUMAIS Troy	21 JAN 1980			3M / 3MS
			FINCHUM Thomas	1 DEC 1989			10M / 10MS
			RICHESON Mitchell	23 JUL 1983			3M / 3MS
		W	BRYANT Kelci	15 JAN 1989			3M / 3MS
			DUNNICHAY Mary Beth	25 FEB 1993			10M / 10MS
			ISHIMATSU Haley	10 SEP 1992			10M / 10MS
			RITTENHOUSE Ariel	9 DEC 1990			3M / 3MS

Entry List by NOC

Lista de Inscrições por CON / Lista de Inscripciones por CON

As of MON 23 JUL 2007

NOC Code	NOC	Gender	Name	Date of Birth	Height (m / ft in)	Weight (kg / lbs)	Event code
VEN	Venezuela	M	COLMENARES Emilio	20 JUN 1988			3M / 3MS
			FUMADO Ramon	28 DEC 1981			3MS
			VILLARROEL Luis	2 JUL 1980			3M
		W	BUELVAS Kiara	31 MAR 1990			10M / 10MS
			CASTILLO Jocelyn	20 MAY 1991			3M / 3MS
			FUENTES Alejandra	31 DEC 1983			3M
			PEREZ Laurent	29 SEP 1989			3MS / 10MS

Note :

All changes are available in INFO

Legend :

3M - 3m Springboard; 10M - 10m Platform; 3MS - 3m Synchronized Springboard; 10MS - 10m Synchronized Platform;

M - Men; W - Women



Aquatic Centre
Parque Acuático
Parque Acuático

FRI 27 JUL 2007
13:30

Diving

Saltos Ornamentais / Clavados

Women's 3m Springboard

Trampolim 3m Feminino / Trampolín 3m Femenino

Preliminary

Preliminary / Preliminary

Panel of Judges

Painel de Juizes / Panel de Jueces

Function	Name	NOC Code
Referee	LÓPEZ CARREÑO Roberto	MEX
Assistant Referee	GUEVARA Freddy Jose	VEN
Judge 1	LUZ Edson	
Judge 2	MORNEAU Hélène	
Judge 3	ALBERTY Osvaldo	
Judge 4	LINDBERG Mathz	
Judge 5	RIOS Maria C.	
Judge 6	McFARLAND Steve	
Judge 7	RUIZ Rolando	
Alternate Judge	ESTEVEZ Jesus	

Legend:

TDC - FINA Technical Diving Committee



Aquatic Centre
Parque Acuático
Parque Aquático

FRI 27 JUL 2007
13:30

Diving

Saltos Ornamentais / Clavados

Women's 3m Springboard

Trampolim 3m Feminino / Trampolín 3m Femenino

Preliminary

Preliminary / Preliminary

Results

Resultados / Resultados

Rank	Name	NOC Code	Points	Points Behind	Qualified
1	SANCHEZ Laura	MEX	345.85		Q
2	BRYANT Kelci	USA	318.35	27.50	Q
3	RITTENHOUSE Ariel	USA	318.30	27.55	Q
4	ESPINOSA Paola	MEX	305.70	40.15	Q
5	MACDONALD Kelly	CAN	290.25	55.60	Q
6	BENFEITO Meaghan	CAN	289.85	56.00	Q
7	VELOSO Juliana	BRA	275.10	70.75	Q
8	PINEDA ZULETA Diana	COL	270.05	75.80	Q
9	SAE Milena	BRA	256.70	89.15	Q
10	FUENTES Alejandra	VEN	254.10	91.75	Q
11	CASTILLO Jocelyn	VEN	245.30	100.55	Q
12	MENA Yaima Rosario	CUB	228.80	117.05	Q
13	HORTON-PERINCHIEF Katura	BER	0.00	345.85	R

Legend:

DNS Did not start DSQ Disqualified Q - Qualified for next phase of competition R - Reserve Diver for next phase

Detailed Results

Resultados Detalhados / Resultados detallados

Rank	Name	NOC Code	Dive No.	DD	Judge's Score							Dive Points	Dive Rank	Total Points	Overall Rank	Points Behind
					J1	J2	J3	J4	J5	J6	J7					
1	SANCHEZ Laura	MEX	405B	3.0	7.0	7.5	7.0	7.0	7.5	8.0	7.0	64.50	4	64.50	4	4.50
			205B	3.0	7.0	8.0	8.5	8.0	8.5	8.0	8.0	72.00	1	136.50	1	
			305B	3.0	8.0	7.5	8.0	7.0	7.0	7.5	7.5	67.50	2	204.00	1	
			107B	3.1	8.0	8.0	8.0	7.0	7.0	8.0	7.5	72.85	1	276.85	1	
			5152B	3.0	7.5	7.5	8.0	8.0	7.5	8.0	7.5	69.00	1	345.85	1	
2	BRYANT Kelci	USA	405B	3.0	7.5	8.0	7.5	7.0	7.5	7.5	7.0	67.50	2	67.50	2	1.50
			5152B	3.0	7.5	7.5	7.5	7.5	7.5	8.0	7.5	67.50	2	135.00	2	1.50
			305B	3.0	7.0	7.0	6.0	7.0	7.5	7.0	7.0	63.00	4	198.00	2	6.00
			107B	3.1	6.0	6.0	5.5	5.5	6.5	6.5	6.5	57.35	7	255.35	3	21.50
			205B	3.0	7.0	7.0	6.5	7.0	6.5	7.0	7.0	63.00	3	318.35	2	27.50
3	RITTENHOUSE Ariel	USA	405B	3.0	7.5	7.5	7.5	7.5	8.0	8.0	8.0	69.00	1	69.00	1	
			107B	3.1	6.0	6.0	6.0	6.0	6.5	5.5	5.5	55.80	8	124.80	5	11.70
			205B	3.0	7.5	7.0	8.0	7.5	7.5	7.5	7.5	67.50	2	192.30	3	11.70
			305B	3.0	7.5	7.5	7.0	8.0	7.5	7.5	7.5	67.50	2	259.80	2	17.05
			5152B	3.0	6.5	6.5	6.5	6.5	6.0	7.5	6.5	58.50	4	318.30	3	27.55
4	ESPINOSA Paola	MEX	107C	2.8	8.0	8.0	8.0	8.0	8.0	7.5	8.0	67.20	3	67.20	3	1.80
			205B	3.0	6.0	6.0	6.5	6.0	6.5	7.0	6.0	55.50	9	122.70	6	13.80
			305B	3.0	6.0	6.5	6.0	6.0	7.0	6.0	6.5	55.50	7	178.20	5	25.80
			405B	3.0	6.0	7.0	7.0	6.0	7.0	7.5	7.0	63.00	3	241.20	4	35.65
			5152B	3.0	8.0	7.0	7.5	7.5	7.0	7.0	7.0	64.50	2	305.70	4	40.15
5	MACDONALD Kelly	CAN	105B	2.4	7.0	7.5	7.5	7.5	8.0	7.5	8.0	54.00	8	54.00	8	15.00
			205B	3.0	5.5	7.0	7.0	6.5	6.5	6.5	6.0	58.50	5	112.50	8	24.00
			305B	3.0	7.5	8.0	8.5	7.0	8.0	7.5	8.0	70.50	1	183.00	4	21.00
			405C	2.7	6.5	7.0	6.5	6.5	6.0	6.5	6.5	52.65	9	235.65	5	41.20
			5235D	2.8	6.5	7.0	6.5	7.0	6.5	6.5	6.5	54.60	7	290.25	5	55.60
6	BENFEITO Meaghan	CAN	205B	3.0	6.0	6.5	6.5	6.0	7.0	6.5	7.0	58.50	7	58.50	7	10.50
			107B	3.1	6.0	6.5	6.0	6.5	5.5	6.5	6.0	57.35	6	115.85	7	20.65
			305B	3.0	5.5	6.0	5.5	5.5	7.0	6.0	6.0	52.50	9	168.35	7	35.65
			405B	3.0	6.5	7.0	6.5	7.0	7.0	7.0	8.0	63.00	3	231.35	6	45.50
			5152B	3.0	6.5	6.5	7.0	7.0	6.0	6.5	6.5	58.50	4	289.85	6	56.00

Detailed Results

Resultados Detalhados / Resultados detallados

Rank	Name	NOC Code	Dive No.	DD	Judge's Score							Dive Points	Dive Rank	Total Points	Overall Rank	Points Behind
					J1	J2	J3	J4	J5	J6	J7					
7	VELOSO Juliana	BRA	105B	2.4	8.0	8.5	8.0	8.5	8.5	8.0	8.0	58.80	6	58.80	6	10.20
			305B	3.0	7.5	7.5	7.5	7.0	8.0	7.5	7.0	67.50	2	126.30	4	10.20
			405B	3.0	4.5	4.5	5.5	5.0	5.0	5.0	5.0	45.00	11	171.30	6	32.70
			205C	2.8	7.0	7.0	6.5	7.5	7.0	7.0	7.0	58.80	6	230.10	8	46.75
			5152B	3.0	5.0	4.5	5.0	5.0	5.0	5.5	4.5	45.00	9	275.10	7	70.75
8	PINEDA ZULETA Diana	COL	105B	2.4	7.0	7.5	6.5	7.0	8.0	7.5	7.0	51.60	=9	51.60	=9	17.40
			405C	2.7	6.5	7.0	7.0	6.5	7.5	6.5	7.0	55.35	10	106.95	10	29.55
			5335D	2.9	7.0	6.5	7.0	6.5	7.0	7.0	7.0	60.90	5	167.85	8	36.15
			305C	2.8	7.0	7.5	7.5	7.5	7.0	7.5	7.5	63.00	3	230.85	7	46.00
			205C	2.8	4.5	4.5	4.5	5.5	4.5	5.5	5.0	39.20	12	270.05	8	75.80
9	SAE Milena	BRA	105B	2.4	7.5	7.0	7.5	7.0	7.5	7.0	7.0	51.60	=9	51.60	=9	17.40
			405C	2.7	7.5	6.5	7.0	6.5	7.0	7.0	7.0	56.70	7	108.30	9	28.20
			205C	2.8	7.0	6.5	6.5	6.5	6.0	7.0	7.0	56.00	6	164.30	9	39.70
			305C	2.8	5.0	5.0	4.0	5.0	4.0	5.0	5.0	42.00	11	206.30	9	70.55
			5233D	2.4	7.0	7.0	7.0	6.5	7.0	7.0	6.5	50.40	8	256.70	9	89.15
10	FUENTES Alejandra	VEN	405B	3.0	7.0	7.0	7.0	6.5	7.0	6.5	7.0	63.00	5	63.00	5	6.00
			305B	3.0	7.5	7.5	8.0	7.5	7.0	7.0	7.5	67.50	2	130.50	3	6.00
			205B	3.0	2.5	2.5	3.0	3.0	3.0	3.0	2.5	25.50	12	156.00	10	48.00
			5152B	3.0	4.5	4.5	3.5	4.5	4.0	4.5	5.0	40.50	12	196.50	11	80.35
			105B	2.4	7.5	8.0	8.5	8.5	7.5	8.0	8.0	57.60	6	254.10	10	91.75
11	CASTILLO Jocelyn	VEN	5152B	3.0	4.5	5.5	4.5	4.5	4.0	5.5	5.5	43.50	11	43.50	11	25.50
			405B	3.0	5.5	6.0	6.0	6.0	6.0	6.0	6.0	54.00	11	97.50	11	39.00
			305C	2.8	5.5	6.5	6.5	6.0	6.0	6.5	6.5	53.20	8	150.70	11	53.30
			205B	3.0	5.5	5.5	6.0	6.0	6.0	6.0	6.0	54.00	8	204.70	10	72.15
			107C	2.8	4.0	5.5	4.0	5.0	4.5	5.0	5.5	40.60	11	245.30	11	100.55
12	MENA Yaima Rosario	CUB	405C	2.7	5.0	5.0	5.0	5.0	5.0	5.0	6.0	40.50	12	40.50	12	28.50
			107C	2.8	6.0	6.0	6.0	6.0	5.5	6.0	6.0	50.40	12	90.90	12	45.60
			205B	3.0	5.5	5.5	5.5	5.5	5.5	5.5	5.0	49.50	10	140.40	12	63.60
			305C	2.8	4.5	6.0	5.5	5.5	4.5	5.0	5.0	43.40	10	183.80	12	93.05
			5152B	3.0	4.5	5.0	5.0	6.0	5.0	5.0	5.0	45.00	9	228.80	12	117.05



Aquatic Centre
Parque Acuático
Parque Aquático

FRI 27 JUL 2007
13:30

Diving

Saltos Ornamentais / Clavados

Women's 3m Springboard

Trampolim 3m Feminino / Trampolín 3m Femenino

Preliminary

Preliminary / Preliminary

Detailed Results

Resultados Detalhados / Resultados detallados

Rank	Name	NOC Code	Dive No.	DD	Judge's Score							Dive Points	Dive Rank	Total Points	Overall Rank	Points Behind
					J1	J2	J3	J4	J5	J6	J7					
13	HORTON-PERINCHIEF Katura	BER	103B	1.6	0.0	0.0	0.0	0.0	0.0	0.0	0.0	0.00	13	0.00	13	69.00
			403B	2.1	0.0	0.0	0.0	0.0	0.0	0.0	0.0	0.00	13	0.00	13	136.50
			205B	3.0	0.0	0.0	0.0	0.0	0.0	0.0	0.0	0.00	13	0.00	13	204.00
			305C	2.8	0.0	0.0	0.0	0.0	0.0	0.0	0.0	0.00	13	0.00	13	276.85
			5235D	2.8	0.0	0.0	0.0	0.0	0.0	0.0	0.0	0.00	13	0.00	13	345.85

Legend:

DD - Degree of Difficulty DNS - Did not start DSQ - Disqualified No. - Number

'=' - Equal sign indicates the same rank by points



Aquatic Centre
Parque Acuático
Parque Acuático

FRI 27 JUL 2007
16:45

Diving

Saltos Ornamentales / Clavados

Women's 3m Springboard

Trampolim 3m Feminino / Trampolín 3m Femenino

Final

Final / Final

Panel of Judges

Painel de Juizes / Panel de Jueces

Function	Name	NOC Code
Referee	LÓPEZ CARREÑO Roberto	MEX
Assistant Referee	GUEVARA Freddy Jose	VEN
Judge 1	LUZ Edson	
Judge 2	MORNEAU Hélène	
Judge 3	ALBERTY Osvaldo	
Judge 4	LINDBERG Mathz	
Judge 5	RIOS Maria C.	
Judge 6	McFARLAND Steve	
Judge 7	RUIZ Rolando	
Alternate Judge	ESTEVEZ Jesus	

Legend:

TDC - FINA Technical Diving Committee



Aquatic Centre
Parque Acuático
Parque Aquático

FRI 27 JUL 2007
16:45

Diving

Saltos Ornamentais / Clavados

Women's 3m Springboard

Trampolim 3m Feminino / Trampolín 3m Femenino

Final

Final / Final

Results

Resultados / Resultados

Rank	Name	NOC Code	Points	Points Behind
1	ESPINOSA Paola	MEX	361.20	
2	SANCHEZ Laura	MEX	347.45	13.75
3	BRYANT Kelci	USA	344.15	17.05
4	VELOSO Juliana	BRA	326.90	34.30
5	RITTENHOUSE Ariel	USA	318.15	43.05
6	BENFEITO Meaghan	CAN	289.65	71.55
7	CASTILLO Jocelyn	VEN	285.20	76.00
8	PINEDA ZULETA Diana	COL	273.85	87.35
9	FUENTES Alejandra	VEN	268.20	93.00
10	MENA Yaima Rosario	CUB	268.15	93.05
11	SAE Milena	BRA	249.70	111.50
12	MACDONALD Kelly	CAN	248.25	112.95

Legend:

DNS Did not start DSQ Disqualified Q - Qualified for next phase of competition R - Reserve Diver for next phase

Detailed Results

Resultados Detalhados / Resultados detallados

Rank	Name	NOC Code	Dive No.	DD	Judge's Score							Dive Points	Dive Rank	Total Points	Overall Rank	Points Behind
					J1	J2	J3	J4	J5	J6	J7					
1	ESPINOSA Paola	MEX	107C	2.8	8.0	8.0	8.0	7.5	8.5	8.0	8.0	67.20	3	67.20	3	9.30
			205B	3.0	8.0	7.5	8.0	8.0	8.5	8.0	8.0	72.00	1	139.20	1	
			305B	3.0	8.0	9.0	8.5	8.0	9.0	9.0	8.5	78.00	1	217.20	1	
			405B	3.0	8.0	7.5	8.0	8.5	8.0	7.5	8.5	72.00	2	289.20	1	
			5152B	3.0	8.0	8.0	7.5	8.5	8.5	8.0	8.0	72.00	1	361.20	1	
2	SANCHEZ Laura	MEX	405B	3.0	8.5	8.5	8.0	9.0	8.0	8.5	8.5	76.50	1	76.50	1	
			205B	3.0	7.0	6.5	7.0	6.5	6.5	6.5	7.0	60.00	5	136.50	3	2.70
			305B	3.0	8.5	8.0	8.0	8.0	8.0	7.5	8.0	72.00	3	208.50	3	8.70
			107B	3.1	8.0	8.5	8.5	8.5	7.5	8.0	8.0	75.95	1	284.45	2	4.75
			5152B	3.0	7.0	7.5	7.0	7.0	7.5	7.0	7.0	63.00	6	347.45	2	13.75
3	BRYANT Kelci	USA	405B	3.0	7.0	7.5	7.0	7.0	7.5	7.5	7.5	66.00	4	66.00	4	10.50
			5152B	3.0	8.0	8.0	8.0	7.5	8.0	8.0	8.0	72.00	1	138.00	2	1.20
			305B	3.0	8.5	7.5	8.0	7.5	8.5	8.0	8.0	72.00	3	210.00	2	7.20
			107B	3.1	7.0	6.5	7.0	7.5	7.5	7.5	6.5	66.65	3	276.65	3	12.55
			205B	3.0	7.5	7.5	7.0	7.0	7.5	7.5	7.5	67.50	3	344.15	3	17.05
4	VELOSO Juliana	BRA	105B	2.4	8.0	8.0	8.0	8.5	8.5	8.5	8.5	60.00	7	60.00	7	16.50
			305B	3.0	7.0	7.0	6.5	7.5	7.0	7.5	7.5	64.50	4	124.50	4	14.70
			405B	3.0	8.0	7.0	7.0	7.5	8.0	7.0	7.5	66.00	6	190.50	5	26.70
			205C	2.8	7.5	7.5	8.0	8.0	7.5	7.0	8.0	64.40	4	254.90	4	34.30
			5152B	3.0	8.0	8.0	8.0	8.0	7.5	8.0	8.0	72.00	1	326.90	4	34.30
5	RITTENHOUSE Ariel	USA	405B	3.0	8.0	8.0	7.5	7.5	8.0	8.5	8.5	72.00	2	72.00	2	4.50
			107B	3.1	5.5	5.5	5.5	5.5	5.0	6.0	5.0	51.15	10	123.15	5	16.05
			205B	3.0	7.5	7.0	8.0	7.5	7.5	7.5	7.5	67.50	5	190.65	4	26.55
			305B	3.0	6.0	6.5	6.0	7.0	7.5	7.0	7.5	61.50	7	252.15	5	37.05
			5152B	3.0	7.5	7.5	7.0	7.5	6.5	7.5	7.0	66.00	5	318.15	5	43.05
6	BENFEITO Meaghan	CAN	205B	3.0	6.5	7.5	7.5	7.0	7.0	7.0	7.0	63.00	5	63.00	5	13.50
			107B	3.1	5.5	5.5	4.5	5.5	6.0	6.0	5.5	51.15	10	114.15	7	25.05
			305B	3.0	8.5	8.0	8.5	8.0	8.0	8.0	9.0	73.50	2	187.65	6	29.55
			405B	3.0	3.0	4.0	2.5	4.0	3.5	4.0	4.5	34.50	12	222.15	7	67.05
			5152B	3.0	7.5	8.0	7.5	7.5	8.0	7.5	7.0	67.50	3	289.65	6	71.55

Detailed Results

Resultados Detalhados / Resultados detallados

Rank	Name	NOC Code	Dive No.	DD	Judge's Score							Dive Points	Dive Rank	Total Points	Overall Rank	Points Behind
					J1	J2	J3	J4	J5	J6	J7					
7	CASTILLO Jocelyn	VEN	5152B	3.0	6.5	6.5	7.0	5.5	5.5	5.5	5.5	52.50	11	52.50	11	24.00
			405B	3.0	7.0	7.5	7.5	7.5	6.5	7.5	7.5	67.50	3	120.00	6	19.20
			305C	2.8	7.0	7.5	7.5	7.0	7.5	7.5	7.0	61.60	7	181.60	7	35.60
			205B	3.0	6.5	7.5	7.0	7.5	6.0	7.0	7.0	63.00	6	244.60	6	44.60
			107C	2.8	5.0	5.0	4.0	4.5	5.0	4.5	5.0	40.60	12	285.20	7	76.00
8	PINEDA ZULETA Diana	COL	105B	2.4	7.0	7.5	7.5	7.5	8.0	7.5	7.5	54.00	9	54.00	9	22.50
			405C	2.7	5.5	6.5	6.0	6.5	6.5	7.0	6.0	51.30	9	105.30	12	33.90
			5335D	2.9	6.0	6.5	6.0	6.5	7.0	6.5	6.5	56.55	8	161.85	8	55.35
			305C	2.8	7.0	7.0	6.5	6.5	7.0	7.5	6.5	57.40	8	219.25	8	69.95
			205C	2.8	6.0	6.5	7.0	7.0	6.5	6.5	6.5	54.60	9	273.85	8	87.35
9	FUENTES Alejandra	VEN	405B	3.0	6.5	6.5	7.0	6.0	7.5	7.5	7.0	61.50	6	61.50	6	15.00
			305B	3.0	4.0	5.5	5.0	5.0	5.0	5.0	5.5	45.00	12	106.50	11	32.70
			205B	3.0	5.0	6.0	6.0	6.0	5.5	6.0	5.5	52.50	9	159.00	9	58.20
			5152B	3.0	5.5	5.0	5.0	5.5	6.5	5.0	5.5	48.00	11	207.00	10	82.20
			105B	2.4	7.5	8.5	8.5	8.0	8.5	8.5	8.5	61.20	7	268.20	9	93.00
10	MENA Yaima Rosario	CUB	405C	2.7	6.5	6.5	6.5	6.5	6.5	6.5	6.0	52.65	10	52.65	10	23.85
			107C	2.8	6.0	7.0	7.0	6.5	7.0	7.0	6.5	57.40	7	110.05	9	29.15
			205B	3.0	4.5	5.0	5.5	5.5	6.0	5.0	6.0	48.00	10	158.05	10	59.15
			305C	2.8	6.0	6.5	6.5	6.0	6.5	6.5	6.5	54.60	9	212.65	9	76.55
			5152B	3.0	5.5	6.5	6.5	6.5	5.5	6.0	6.0	55.50	8	268.15	10	93.05
11	SAE Milena	BRA	105B	2.4	7.5	7.0	7.5	7.5	7.0	7.0	7.0	51.60	12	51.60	12	24.90
			405C	2.7	7.5	7.0	7.0	6.5	7.0	7.0	7.0	56.70	8	108.30	10	30.90
			205C	2.8	5.5	5.5	5.0	5.0	4.5	5.0	5.0	42.00	11	150.30	11	66.90
			305C	2.8	6.5	6.0	5.5	5.5	5.5	6.0	6.0	49.00	10	199.30	11	89.90
			5233D	2.4	7.0	7.5	7.0	7.0	7.0	7.0	7.0	50.40	11	249.70	11	111.50
12	MACDONALD Kelly	CAN	105B	2.4	7.5	7.5	8.0	8.0	8.5	7.5	7.5	55.20	8	55.20	8	21.30
			205B	3.0	6.5	6.5	6.5	7.0	6.5	6.0	6.5	58.50	6	113.70	8	25.50
			305B	3.0	4.5	4.0	3.5	4.0	3.5	4.0	3.5	*16.50	12	130.20	12	87.00
			405C	2.7	7.5	8.0	8.0	7.5	8.5	8.0	7.0	63.45	5	193.65	12	95.55
			5235D	2.8	6.5	7.0	6.5	6.5	7.0	6.5	6.5	54.60	9	248.25	12	112.95

Legend:

DD - Degree of Difficulty DNS Did not start DSQ Disqualified No. Number
 '=' - Equal sign indicates the same rank by points '**' - Penalty of 2.0 point deduction due to restart



Aquatic Centre
Parque Acuático
Parque Acuático

THU 26 JUL 2007
13:30

Diving

Saltos Ornamentales / Clavados

Men's 3m Springboard

Trampolim 3m Masculino / Trampolín 3m Masculino

Preliminary

Preliminary / Preliminary

Panel of Judges

Painel de Juizes / Panel de Jueces

Function	Name	NOC Code
Referee	SEAMAN Kathy	CAN
Assistant Referee	GUEVARA Freddy Jose	VEN
Panel A (Dive 1-6)		
Judge 1	EDSON Luz	
Judge 2	LINDBERG Mathz	
Judge 3	ESTEVEZ Jesus	
Judge 4	McFARLAND Steve	
Judge 5	LÓPEZ CARREÑO Roberto	
Judge 6	MORNEAU Hélène	
Judge 7	RUIZ Rolando	
Alternate Judge	ALBERTY Osvaldo	
Panel B (Dive -6)		
Judge 1		
Judge 2		
Judge 3		
Judge 4		
Judge 5		
Judge 6		
Judge 7		

Legend:

TDC - FINA Technical Diving Committee



Aquatic Centre
Parque Acuático
Parque Acuático

THU 26 JUL 2007
13:30

Diving

Saltos Ornamentales / Clavados

Men's 3m Springboard

Trampolim 3m Masculino / Trampolín 3m Masculino

Preliminary

Preliminary / Preliminary

Results

Resultados / Resultados

Rank	Name	NOC Code	Points	Points Behind	Qualified
1	DESPATIE Alexandre	CAN	484.20		Q
2	DUMAIS Troy	USA	466.35	17.85	Q
3	CASTRO Cesar	BRA	457.65	26.55	Q
4	CASTILLO Yahel	MEX	423.60	60.60	Q
5	VILLARROEL Luis	VEN	413.35	70.85	Q
6	BETANCOURT Jorge	CUB	410.95	73.25	Q
7	PUPO Jorge Luis	CUB	408.65	75.55	Q
8	URAN SALAZAR Juan G. Uran	COL	405.60	78.60	Q
9	COLMENARES Emilio	VEN	395.60	88.60	Q
10	PACHECO MARRUFO Rommel	MEX	390.20	94.00	Q
11	DURAN Cassius	BRA	384.80	99.40	Q
12	RICHESON Mitchell	USA	336.55	147.65	Q
13	ROSS Reuben	CAN	307.30	176.90	R

Legend:

DNS Did not start DSQ Disqualified Q - Qualified for next phase of competition R - Reserve Diver for next phase

Detailed Results

Resultados Detalhados / Resultados detallados

Rank	Name	NOC Code	Dive No.	DD	Judge's Score							Dive Points	Dive Rank	Total Points	Overall Rank	Points Behind
					J1	J2	J3	J4	J5	J6	J7					
1	DESPATIE Alexandre	CAN	205B	3.0	8.0	8.5	7.5	8.0	8.0	8.5	8.5	73.50	=4	73.50	=4	5.55
			107B	3.1	8.0	8.5	7.5	8.0	8.0	8.0	8.0	74.40	=4	147.90	=2	13.20
			307C	3.5	9.0	8.0	8.0	8.0	8.0	8.5	8.5	85.75	1	233.65	2	2.45
			5353B	3.5	7.5	8.0	7.0	8.0	7.5	8.0	8.0	82.25	1	315.90	1	
			407C	3.4	8.0	7.5	8.5	8.5	8.5	8.0	8.0	83.30	1	399.20	1	
			5154B	3.4	8.5	8.5	9.0	8.0	8.5	8.0	8.0	85.00	1	484.20	1	
2	DUMAIS Troy	USA	107B	3.1	8.0	8.0	8.0	8.0	8.5	8.0	8.0	74.40	=2	74.40	=2	4.65
			5154B	3.4	8.0	8.5	8.5	8.5	9.0	8.0	8.5	86.70	1	161.10	1	
			205B	3.0	8.0	8.5	7.5	8.5	8.0	9.0	9.0	75.00	3	236.10	1	
			405B	3.0	7.5	7.5	7.5	7.5	7.5	7.5	7.5	67.50	8	303.60	3	12.30
			307C	3.5	7.5	7.5	7.0	7.0	8.0	7.5	7.5	78.75	3	382.35	2	16.85
			5353B	3.5	8.5	8.0	8.5	8.0	8.0	8.0	8.0	84.00	2	466.35	2	17.85
3	CASTRO Cesar	BRA	405B	3.0	8.0	8.0	8.0	8.5	8.5	8.0	8.5	73.50	=4	73.50	=4	5.55
			107B	3.1	8.0	8.0	8.0	7.5	8.5	8.0	8.0	74.40	=4	147.90	=2	13.20
			5154B	3.4	8.0	9.0	9.0	8.0	8.5	8.0	8.5	85.00	2	232.90	3	3.20
			205B	3.0	8.0	8.5	8.5	8.0	8.0	7.0	8.0	72.00	5	304.90	2	11.00
			305B	3.0	7.5	8.0	8.5	8.0	7.5	7.5	8.0	70.50	10	375.40	3	23.80
			5353B	3.5	8.0	7.5	8.5	7.0	8.0	7.5	8.0	82.25	3	457.65	3	26.55
4	CASTILLO Yahel	MEX	107B	3.1	8.0	8.5	8.5	8.0	8.5	8.5	8.5	79.05	1	79.05	1	
			205B	3.0	5.5	5.5	6.0	5.0	6.0	5.5	6.0	51.00	13	130.05	9	31.05
			307C	3.5	5.5	5.5	6.5	6.0	6.5	6.0	6.0	63.00	9	193.05	8	43.05
			405B	3.0	8.0	8.0	8.0	8.5	8.5	8.0	8.5	73.50	2	266.55	6	49.35
			5154B	3.4	7.0	7.5	9.0	7.0	7.5	7.0	7.5	74.80	4	341.35	5	57.85
			5353B	3.5	8.0	7.5	7.5	7.5	8.5	8.0	8.5	82.25	3	423.60	4	60.60
5	VILLARROEL Luis	VEN	107B	3.1	7.5	7.0	6.5	7.0	8.0	7.0	7.5	66.65	=9	66.65	=9	12.40
			205B	3.0	6.5	6.5	7.0	6.5	7.0	6.0	6.5	58.50	12	125.15	13	35.95
			305B	3.0	7.0	6.5	7.5	7.0	7.0	7.5	7.5	64.50	=7	189.65	=10	46.45
			5353B	3.5	7.5	6.0	6.5	6.0	7.5	7.0	7.5	73.50	2	263.15	7	52.75
			405B	3.0	8.0	7.5	8.0	8.0	8.0	8.5	8.5	72.00	7	335.15	7	64.05
			5154B	3.4	7.5	7.5	8.0	8.0	8.0	7.5	7.5	78.20	5	413.35	5	70.85
6	BETANCOURT Jorge	CUB	107B	3.1	7.5	8.0	8.0	8.0	8.5	8.0	8.5	74.40	=2	74.40	=2	4.65
			5154B	3.4	7.0	6.0	6.5	6.5	6.5	6.5	5.5	66.30	9	140.70	7	20.40
			205B	3.0	6.5	6.5	7.5	7.5	7.5	7.0	7.0	64.50	7	205.20	5	30.90
			305B	3.0	7.0	6.5	7.5	6.5	7.5	7.0	7.5	64.50	9	269.70	5	46.20
			5353B	3.5	7.0	6.0	6.0	6.0	6.5	6.0	6.5	64.75	11	334.45	8	64.75
			405B	3.0	8.5	8.5	8.5	8.5	9.0	8.5	8.5	76.50	6	410.95	6	73.25

Detailed Results

Resultados Detalhados / Resultados detallados

Rank	Name	NOC Code	Dive No.	DD	Judge's Score							Dive Points	Dive Rank	Total Points	Overall Rank	Points Behind
					J1	J2	J3	J4	J5	J6	J7					
7	PUPO Jorge Luis	CUB	107B	3.1	7.0	7.5	7.5	7.0	8.0	6.5	7.0	66.65	=9	66.65	=9	12.40
			205B	3.0	6.5	6.0	7.0	6.5	7.5	6.0	7.0	60.00	11	126.65	11	34.45
			305B	3.0	7.5	7.5	8.0	7.5	8.0	8.0	8.0	70.50	4	197.15	6	38.95
			5353B	3.5	7.0	6.5	8.0	7.0	7.0	6.5	7.0	73.50	2	270.65	4	45.25
			5152B	3.0	8.0	7.5	8.0	8.0	7.5	8.0	8.0	72.00	7	342.65	4	56.55
			405B	3.0	7.5	6.5	7.5	7.5	7.5	7.0	7.0	66.00	11	408.65	7	75.55
8	URAN SALAZAR Juan G. Uran	COL	205B	3.0	7.0	7.5	7.0	7.0	7.5	7.5	7.5	66.00	12	66.00	12	13.05
			305B	3.0	7.5	7.0	6.5	7.5	7.0	6.5	7.0	63.00	10	129.00	10	32.10
			307C	3.5	6.0	5.5	7.5	5.5	6.0	6.0	5.5	61.25	10	190.25	9	45.85
			5353B	3.5	6.5	6.0	7.5	6.5	7.0	7.0	6.5	70.00	6	260.25	8	55.65
			107B	3.1	8.0	8.5	8.5	8.5	8.5	8.5	8.5	79.05	2	339.30	6	59.90
			407C	3.4	7.0	6.0	7.5	7.0	6.5	6.0	6.0	66.30	10	405.60	8	78.60
9	COLMENARES Emilio	VEN	405B	3.0	7.5	7.5	7.5	7.5	7.5	7.5	7.5	67.50	8	67.50	8	11.55
			5154B	3.4	7.0	8.0	8.0	8.0	7.5	7.5	7.5	78.20	2	145.70	5	15.40
			205B	3.0	7.5	7.5	6.5	7.5	7.5	7.5	7.5	67.50	6	213.20	4	22.90
			305B	3.0	5.0	3.5	4.0	3.5	3.5	4.0	4.5	34.50	12	247.70	11	68.20
			5353B	3.5	7.5	7.0	7.5	7.0	7.0	7.0	6.5	73.50	5	321.20	10	78.00
			107B	3.1	8.5	8.0	8.0	8.5	8.0	8.0	8.0	74.40	8	395.60	9	88.60
10	PACHECO MARRUFO	MEX	107B	3.1	7.0	7.0	7.5	7.0	7.5	7.0	7.5	66.65	=9	66.65	=9	12.40
			205B	3.0	8.0	8.0	7.5	8.0	8.0	7.5	7.5	70.50	8	137.15	8	23.95
			305B	3.0	5.5	5.5	6.5	5.0	6.5	6.0	6.0	52.50	=11	189.65	=10	46.45
			407C	3.4	7.0	6.5	7.5	6.5	7.0	6.5	6.5	68.00	7	257.65	10	58.25
			5353C	3.3	4.5	6.0	6.0	6.5	6.5	5.5	5.5	57.75	13	315.40	11	83.80
			5154B	3.4	7.5	7.5	7.5	7.0	7.5	7.0	7.0	74.80	7	390.20	10	94.00
11	DURAN Cassius	BRA	107B	3.1	7.5	8.0	8.0	7.0	8.0	7.5	7.0	*52.70	13	52.70	13	26.35
			5353C	3.3	7.5	7.0	8.0	7.0	7.5	7.5	7.0	72.60	6	125.30	12	35.80
			305B	3.0	7.5	7.5	7.5	8.0	7.5	8.5	8.0	69.00	5	194.30	7	41.80
			205B	3.0	6.5	7.5	7.5	7.0	7.5	7.0	7.0	64.50	9	258.80	9	57.10
			5152B	3.0	7.5	8.0	9.0	8.0	8.5	8.0	8.0	72.00	7	330.80	9	68.40
			405B	3.0	7.0	6.0	6.0	5.5	6.0	6.0	6.0	54.00	12	384.80	11	99.40
12	RICHESON Mitchell	USA	107B	3.1	7.5	7.5	7.5	7.0	8.0	7.5	8.0	69.75	7	69.75	7	9.30
			5154B	3.4	7.5	7.5	8.0	8.0	7.0	7.5	7.5	76.50	3	146.25	4	14.85
			407C	3.4	3.5	2.5	4.0	3.5	2.5	3.0	3.0	32.30	12	178.55	12	57.55
			205B	3.0	6.0	6.0	5.5	5.5	4.5	5.5	5.5	49.50	11	228.05	12	87.85
			307C	3.5	7.5	6.5	7.5	7.0	7.0	7.0	7.0	73.50	5	301.55	12	97.65
			5353B	3.5	3.5	3.0	4.5	2.5	4.5	3.0	3.5	35.00	13	336.55	12	147.65



Aquatic Centre
Parque Acuático
Parque Aquático

THU 26 JUL 2007
13:30

Diving

Saltos Ornamentales / Clavados

Men's 3m Springboard

Trampolim 3m Masculino / Trampolín 3m Masculino

Preliminary

Preliminary / Preliminary

Detailed Results

Resultados Detalhados / Resultados detallados

Rank	Name	NOC Code	Dive No.	DD	Judge's Score							Dive Points	Dive Rank	Total Points	Overall Rank	Points Behind
					J1	J2	J3	J4	J5	J6	J7					
13	ROSS Reuben	CAN	405B	3.0	8.0	7.5	8.0	8.5	8.0	9.0	8.5	73.50	=4	73.50	=4	5.55
			107B	3.1	8.0	7.5	7.5	7.5	8.5	8.0	7.5	71.30	7	144.80	6	16.30
			305B	3.0	4.0	3.5	3.5	3.0	4.0	3.5	3.5	31.50	13	176.30	13	59.80
			5353B	3.5	0.0	0.0	0.0	0.0	0.0	0.0	0.0	0.00	13	176.30	13	139.60
			205B	3.0	7.0	6.0	7.5	7.0	7.5	7.0	7.0	63.00	12	239.30	13	159.90
			407C	3.4	7.0	5.5	7.5	6.5	6.5	7.0	6.5	68.00	9	307.30	13	176.90

Legend:

DD - Degree of Difficulty DNS Did not start DSQ Disqualified No. Number
'=' - Equal sign indicates the same rank by points '**' - Penalty of 2.0 point deduction due to restart



Aquatic Centre
Parque Acuático
Parque Acuático

THU 26 JUL 2007
16:45

Diving

Saltos Ornamentais / Clavados

Men's 3m Springboard

Trampolim 3m Masculino / Trampolín 3m Masculino

Final

Final / Final

Panel of Judges

Painel de Juizes / Panel de Jueces

CORRECTED

Function	Name	NOC Code
Referee	SEAMAN Kathy	CAN
Assistant Referee	GUEVARA Freddy Jose	VEN
Judge 1	LUZ Edson	
Judge 2	LINDBERG Mathz	
Judge 3	RIOS Maria C.	
Judge 4	McFARLAND Steve	
Judge 5	LÓPEZ CARREÑO Roberto	
Judge 6	MORNEAU Hélène	
Judge 7	RUIZ Rolando	
Alternate Judge	ALBERTY Osvaldo	

Legend:

TDC - FINA Technical Diving Committee



Aquatic Centre
Parque Acuático
Parque Aquático

THU 26 JUL 2007
16:45

Diving

Saltos Ornamentais / Clavados

Men's 3m Springboard

Trampolim 3m Masculino / Trampolín 3m Masculino

Final

Final / Final

Results

Resultados / Resultados

Rank	Name	NOC Code	Points	Points Behind
1	DESPATIE Alexandre	CAN	503.65	
2	CASTRO Cesar	BRA	492.70	10.95
3	DUMAIS Troy	USA	484.25	19.40
4	BETANCOURT Jorge	CUB	453.75	49.90
5	URAN SALAZAR Juan G. Uran	COL	447.00	56.65
6	PACHECO MARRUFO Rommel	MEX	435.40	68.25
7	RICHESON Mitchell	USA	429.80	73.85
8	CASTILLO Yahel	MEX	425.75	77.90
9	VILLARROEL Luis	VEN	419.90	83.75
10	PUPO Jorge Luis	CUB	385.50	118.15
11	COLMENARES Emilio	VEN	373.50	130.15
12	DURAN Cassius	BRA	364.80	138.85

Legend:

DNS Did not start DSQ Disqualified Q - Qualified for next phase of competition R - Reserve Diver for next phase

Detailed Results

Resultados Detalhados / Resultados detallados

Rank	Name	NOC Code	Dive No.	DD	Judge's Score							Dive Points	Dive Rank	Total Points	Overall Rank	Points Behind
					J1	J2	J3	J4	J5	J6	J7					
1	DESPATIE Alexandre	CAN	205B	3.0	8.5	8.0	8.0	8.5	8.5	8.5	8.5	76.50	4	76.50	4	4.50
			107B	3.1	8.5	9.0	9.0	9.0	9.0	9.0	9.0	83.70	2	160.20	3	4.00
			307C	3.5	9.0	9.0	8.5	8.5	8.0	9.0	8.5	91.00	1	251.20	2	0.50
			5353B	3.5	8.5	8.5	8.5	8.0	8.0	9.0	8.5	89.25	1	340.45	1	
			407C	3.4	7.5	7.0	8.0	7.0	7.5	8.0	7.5	76.50	4	416.95	1	
			5154B	3.4	8.0	8.5	9.0	8.5	8.5	8.5	8.5	86.70	3	503.65	1	
2	CASTRO Cesar	BRA	405B	3.0	9.0	9.0	9.0	9.0	9.0	8.5	81.00	1	81.00	1		
			107B	3.1	9.0	9.0	8.0	8.5	8.5	8.5	9.0	80.60	4	161.60	2	2.60
			5154B	3.4	8.5	10	9.0	8.5	9.0	8.5	9.0	90.10	2	251.70	1	
			205B	3.0	9.0	8.5	7.0	8.0	8.5	8.0	8.0	73.50	7	325.20	2	15.25
			305B	3.0	9.0	8.5	8.5	8.0	7.5	8.5	8.5	76.50	4	401.70	2	15.25
			5353B	3.5	8.5	9.0	9.0	8.0	9.0	8.0	8.5	91.00	1	492.70	2	10.95
3	DUMAIS Troy	USA	107B	3.1	8.0	8.5	8.0	8.5	8.5	8.0	8.5	77.50	=2	77.50	=2	3.50
			5154B	3.4	8.5	9.0	8.0	8.5	8.5	8.5	8.5	86.70	1	164.20	1	
			205B	3.0	8.0	8.5	7.5	8.0	7.5	8.0	8.5	72.00	5	236.20	3	15.50
			407C	3.4	7.0	7.0	8.0	7.5	7.0	7.5	8.0	74.80	6	311.00	3	29.45
			307C	3.5	8.5	8.0	8.5	8.0	8.5	8.0	8.0	85.75	1	396.75	3	20.20
			5353B	3.5	8.5	8.5	8.0	8.5	8.0	8.0	8.5	87.50	2	484.25	3	19.40
4	BETANCOURT Jorge	CUB	107B	3.1	8.0	8.0	9.0	8.0	9.0	8.5	8.5	77.50	=2	77.50	=2	3.50
			5154B	3.4	7.5	7.5	7.0	7.0	8.0	7.5	7.5	76.50	6	154.00	5	10.20
			205B	3.0	8.0	8.0	8.5	8.0	8.5	8.5	8.5	75.00	4	229.00	4	22.70
			305B	3.0	8.0	8.0	8.5	8.5	9.0	8.0	9.0	75.00	5	304.00	4	36.45
			5353B	3.5	7.5	6.5	7.0	5.5	7.5	6.5	7.0	71.75	8	375.75	4	41.20
			405B	3.0	8.5	8.0	9.0	8.0	9.0	9.0	8.5	78.00	5	453.75	4	49.90
5	URAN SALAZAR Juan G. Uran	COL	205B	3.0	8.0	7.5	7.5	8.5	8.0	8.0	8.0	72.00	=8	72.00	=8	9.00
			305B	3.0	8.0	8.0	8.0	7.5	8.5	7.5	7.5	70.50	8	142.50	8	21.70
			307C	3.5	6.5	7.0	7.5	7.5	6.5	7.5	7.0	75.25	3	217.75	5	33.95
			5353B	3.5	7.5	6.0	7.5	7.0	7.5	7.0	7.0	75.25	4	293.00	5	47.45
			107B	3.1	8.0	8.5	8.5	8.5	8.0	8.0	8.5	77.50	3	370.50	5	46.45
			407C	3.4	8.0	6.5	8.0	7.0	8.0	7.5	7.0	76.50	6	447.00	5	56.65
6	PACHECO MARRUFO	MEX	107B	3.1	8.0	8.0	8.0	8.0	8.0	7.5	7.5	74.40	=6	74.40	=6	6.60
			205B	3.0	7.5	7.0	7.5	7.0	7.5	6.5	7.0	64.50	10	138.90	9	25.30
			305B	3.0	7.5	7.5	7.5	7.0	7.0	7.0	7.5	66.00	8	204.90	7	46.80
			407C	3.4	7.5	7.5	8.0	8.0	7.5	7.5	7.5	76.50	3	281.40	7	59.05
			5353C	3.3	8.0	8.0	8.5	8.0	8.0	7.5	8.0	79.20	2	360.60	6	56.35
			5154B	3.4	7.0	6.5	7.5	7.5	7.5	7.0	7.5	74.80	8	435.40	6	68.25

Detailed Results

Resultados Detalhados / Resultados detallados

Rank	Name	NOC Code	Dive No.	DD	Judge's Score							Dive Points	Dive Rank	Total Points	Overall Rank	Points Behind
					J1	J2	J3	J4	J5	J6	J7					
7	RICHESON Mitchell	USA	107B	3.1	8.0	8.5	8.5	8.5	8.0	8.0	8.0	75.95	5	75.95	5	5.05
			5154B	3.4	8.0	8.0	8.5	7.5	7.5	7.5	7.5	78.20	5	154.15	4	10.05
			407C	3.4	6.5	5.5	7.5	6.5	5.5	6.0	6.0	62.90	10	217.05	6	34.65
			205B	3.0	7.0	8.5	7.5	8.0	7.5	7.5	7.5	67.50	8	284.55	6	55.90
			307C	3.5	7.5	7.0	7.5	7.5	6.5	6.5	7.0	75.25	6	359.80	7	57.15
			5353B	3.5	6.5	6.0	7.0	6.0	7.0	6.5	7.0	70.00	10	429.80	7	73.85
8	CASTILLO Yahel	MEX	107B	3.1	7.5	7.5	8.0	7.5	9.0	7.5	8.0	71.30	10	71.30	10	9.70
			205B	3.0	8.0	8.0	8.0	8.0	8.5	8.5	8.0	72.00	7	143.30	7	20.90
			307C	3.5	4.0	5.5	7.0	6.0	6.0	5.5	6.0	61.25	11	204.55	8	47.15
			405B	3.0	7.5	8.0	7.5	7.5	7.5	8.0	7.5	67.50	8	272.05	8	68.40
			5154B	3.4	7.0	6.5	7.0	6.5	7.5	7.0	6.0	69.70	10	341.75	9	75.20
			5353B	3.5	7.5	8.0	8.0	7.5	8.0	8.0	8.0	84.00	4	425.75	8	77.90
9	VILLARROEL Luis	VEN	107B	3.1	7.5	7.0	8.5	8.0	8.0	8.0	8.0	74.40	=6	74.40	=6	6.60
			205B	3.0	5.5	6.0	6.5	6.0	5.5	5.5	6.0	52.50	11	126.90	11	37.30
			305B	3.0	7.5	7.5	7.5	8.0	7.0	7.5	7.5	67.50	6	194.40	10	57.30
			5353B	3.5	7.5	7.0	7.5	6.5	7.5	6.5	7.5	77.00	2	271.40	9	69.05
			405B	3.0	8.0	8.0	8.0	8.0	8.0	8.0	8.0	72.00	7	343.40	8	73.55
			5154B	3.4	7.5	7.5	7.5	8.0	7.5	7.5	7.5	76.50	6	419.90	9	83.75
10	PUPO Jorge Luis	CUB	107B	3.1	7.5	7.5	8.0	7.0	8.0	7.5	7.5	69.75	11	69.75	11	11.25
			205B	3.0	7.5	7.5	7.5	7.5	8.5	8.0	8.5	69.00	9	138.75	10	25.45
			305B	3.0	7.0	7.0	7.0	7.0	7.5	7.5	7.5	64.50	9	203.25	9	48.45
			5353B	3.5	5.0	4.0	5.0	4.0	5.0	4.0	4.5	47.25	12	250.50	10	89.95
			5152B	3.0	7.5	7.5	7.5	7.5	8.0	8.0	7.5	67.50	11	318.00	10	98.95
			405B	3.0	8.0	7.5	8.5	7.0	7.5	7.5	7.5	67.50	11	385.50	10	118.15
11	COLMENARES Emilio	VEN	405B	3.0	8.5	8.0	8.5	8.0	8.0	8.0	8.0	72.00	=8	72.00	=8	9.00
			5154B	3.4	8.0	7.5	8.0	8.0	7.5	8.0	8.0	81.60	3	153.60	6	10.60
			205B	3.0	4.5	3.0	5.0	2.5	4.5	3.0	3.5	33.00	12	186.60	11	65.10
			305B	3.0	7.0	6.0	6.5	7.0	6.5	6.5	7.0	60.00	11	246.60	11	93.85
			5353B	3.5	7.0	7.5	7.5	6.5	6.5	7.0	7.0	*52.50	12	299.10	12	117.85
			107B	3.1	8.0	8.0	8.0	7.5	8.0	8.0	7.5	74.40	9	373.50	11	130.15
12	DURAN Cassius	BRA	107B	3.1	6.5	6.5	5.5	5.5	5.5	5.0	4.5	51.15	12	51.15	12	29.85
			5353C	3.3	7.5	7.0	7.0	7.5	7.0	7.0	7.5	*51.15	12	102.30	12	61.90
			305B	3.0	7.5	7.5	7.5	7.5	7.5	7.5	8.0	67.50	6	169.80	12	81.90
			205B	3.0	7.5	7.5	7.0	7.0	6.5	7.0	7.0	63.00	10	232.80	12	107.65
			5152B	3.0	7.5	7.5	8.0	8.0	8.0	8.0	7.5	70.50	9	303.30	11	113.65
			405B	3.0	7.5	6.5	7.0	6.5	7.5	6.5	7.0	61.50	12	364.80	12	138.85

Legend:

DD - Degree of Difficulty DNS Did not start DSQ Disqualified No. Number
 '=' - Equal sign indicates the same rank by points '*' - Penalty of 2.0 point deduction due to restart



Aquatic Centre
Parque Acuático
Parque Aquático

SAT 28 JUL 2007
14:30

Diving

Saltos Ornamentais / Clavados

Women's 3m Synchro Springboard

Trampolim Sincronizado 3m Feminino / Trampolín Sincronizado 3m Femenino

Final

Final / Final

Panel of Judges

Painel de Juizes / Panel de Jueces

Function	Name	NOC Code
Referee	LUZ Edson	BRA
Assistant Referee	ESTEVEZ Jesus	ECU
Execution Judges		
E1	BOHEME Andrea	
E2	ALBERTY Osvaldo	
E3	MILLAR Gloria	
E4	LÓPEZ CARREÑO Roberto	
Synchronisation Judges		
S1	McFARLAND Steve	
S2	RUIZ Rolando	
S3	MORNEAU Hélène	
S4	GUEVARA Freddy Jose	
S5	LINDBERG Mathz	
Alternate Judge	RIOS Maria C.	

Legend:

TDC - FINA Technical Diving Committee



Aquatic Centre
Parque Acuático
Parque Aquático

SAT 28 JUL 2007
14:30

Diving

Saltos Ornamentais / Clavados

Women's 3m Synchro Springboard

Trampolim Sincronizado 3m Feminino / Trampolín Sincronizado 3m Femenino

Final

Final / Final

Results

Resultados / Resultados

Rank	Name	NOC Code	Total Points	Points Behind
1	SANCHEZ Laura ESPINOSA Paola	MEX	307.80	
2	RITTENHOUSE Ariel BRYANT Kelci	USA	305.10	2.70
3	BENFEITO Meaghan MACDONALD Kelly	CAN	276.60	31.20
4	VELOSO Juliana TAKAGI Tammy	BRA	273.30	34.50
5	CASTILLO Jocelyn PEREZ Laurent	VEN	261.39	46.41
6	VALDES Daile MENA Yaima Rosario	CUB	246.72	61.08

Legend:

DNS Did not start DSQ Disqualified

Detailed Results

Resultados Detalhados / Resultados detallados

Rank	Name	NOC Code	Dive No.	DD	Judge's Score										Dive Points	Dive Rank	Total Points	Overall Rank	Points Behind
					E1	E2	E3	E4	S1	S2	S3	S4	S5						
1	SANCHEZ Laura ESPINOSA Paola	MEX	101B	2.0	8.0	8.5	8.0	8.5	8.0	8.5	8.0	8.5	8.5	8.5	49.80	1	49.80	1	
			401B	2.0	8.5	8.0	9.0	8.5	8.5	9.0	9.0	9.0	9.0	52.80	1	102.60	1		
			205B	3.0	8.0	7.5	8.5	8.0	8.0	8.5	9.0	8.0	8.0	72.90	1	175.50	1		
			305B	3.0	7.5	7.0	6.0	6.5	8.0	8.5	8.0	8.0	8.5	68.40	=1	243.90	1		
			405B	3.0	6.0	6.0	8.0	7.5	6.5	7.5	7.5	7.5	7.0	63.90	2	307.80	1		
2	RITTENHOUSE Ariel BRYANT Kelci	USA	401B	2.0	7.5	7.5	8.5	8.0	8.0	8.0	7.5	8.5	8.5	48.00	=4	48.00	=4	1.80	
			101B	2.0	7.5	8.0	8.0	7.0	8.5	8.5	8.5	8.0	8.5	49.20	2	97.20	2	5.40	
			405B	3.0	7.5	7.5	7.5	7.0	8.5	8.0	8.0	8.5	9.0	72.00	2	169.20	2	6.30	
			5152B	3.0	7.0	7.0	7.0	6.5	8.0	8.0	7.0	8.0	8.0	68.40	=1	237.60	2	6.30	
			205B	3.0	6.5	6.5	8.0	6.5	8.0	8.0	8.0	9.0	8.5	67.50	1	305.10	2	2.70	
3	BENFEITO Meaghan MACDONALD Kelly	CAN	401B	2.0	7.5	7.0	8.5	8.5	8.0	7.5	8.0	8.5	8.0	48.00	=4	48.00	=4	1.80	
			201B	2.0	7.5	7.0	7.5	7.0	7.5	7.5	7.5	7.5	7.5	44.40	=4	92.40	5	10.20	
			105B	2.4	8.0	8.0	9.0	8.0	8.0	8.5	8.5	8.0	9.0	59.04	4	151.44	4	24.06	
			205B	3.0	7.0	7.5	7.0	6.5	6.5	7.5	7.5	6.5	7.0	63.00	3	214.44	4	29.46	
			5235D	2.8	6.5	6.5	7.5	7.0	8.0	8.0	7.5	8.0	7.0	62.16	4	276.60	3	31.20	
4	VELOSO Juliana TAKAGI Tammy	BRA	401B	2.0	7.0	7.5	8.5	8.0	8.5	8.0	8.5	9.0	8.5	49.20	2	49.20	2	0.60	
			103B	2.0	7.0	7.0	8.5	8.0	7.5	7.0	7.0	7.5	7.5	44.40	=4	93.60	4	9.00	
			205C	2.8	6.5	6.5	7.5	8.0	8.5	8.0	8.0	8.0	8.5	64.68	3	158.28	3	17.22	
			405C	2.7	6.5	5.0	7.5	6.5	7.0	7.5	7.5	7.5	7.0	56.70	4	214.98	3	28.92	
			5233D	2.4	7.0	7.5	8.0	8.0	8.0	8.5	8.5	8.0	8.5	58.32	6	273.30	4	34.50	
5	CASTILLO Jocelyn PEREZ Laurent	VEN	101B	2.0	7.0	7.5	8.0	7.5	8.5	8.0	8.5	8.5	8.5	48.60	3	48.60	3	1.20	
			301B	2.0	7.0	6.5	7.0	6.5	7.5	7.5	7.0	7.0	7.5	42.60	6	91.20	6	11.40	
			405C	2.7	5.5	6.0	6.5	7.0	6.5	7.0	7.0	7.5	7.0	54.27	5	145.47	5	30.03	
			205C	2.8	5.5	5.0	5.5	5.5	7.5	6.5	6.5	6.5	7.0	52.08	5	197.55	5	46.35	
			305C	2.8	5.5	6.5	7.5	7.5	8.5	8.0	8.0	8.0	8.0	63.84	3	261.39	5	46.41	
6	VALDES Daile MENA Yaima Rosario	CUB	401B	2.0	7.0	7.5	8.0	7.5	8.0	8.0	8.0	8.0	8.0	46.80	6	46.80	6	3.00	
			5231D	2.0	6.5	7.0	7.5	7.5	8.5	8.0	8.5	8.0	8.5	47.40	3	94.20	3	8.40	
			405C	2.7	4.5	3.5	7.0	6.5	7.0	6.5	7.0	6.5	6.5	50.22	6	144.42	6	31.08	
			107C	2.8	3.5	4.5	4.0	3.5	5.5	6.0	4.5	7.0	6.0	42.00	6	186.42	6	57.48	
			205B	3.0	5.5	6.5	5.5	6.5	6.0	7.5	7.5	7.5	6.5	60.30	5	246.72	6	61.08	

Legend:

DD Degree of Difficulty E Execution Judge S Synchronization Judge '=' Equal sign indicates the same rank by dive points



Aquatic Centre
Parque Acuático
Parque Acuático

WED 25 JUL 2007
14:30

Diving

Saltos Ornamentales / Clavados

Men's 3m Synchro Springboard

Trampolim Sincronizado 3m Maculino / Trampolín Sincronizado 3m Maculino

Final

Final / Final

Panel of Judges

Painel de Juizes / Panel de Jueces

Function	Name	NOC Code
Referee	SEAMAN Kathy	CAN
Assistant Referee	RIOS Maria C.	COL
Execution Judges		
E1	MILLAR Gloria	
E2	LÓPEZ CARREÑO Roberto	
E3	ALBERTY Osvaldo	
E4	BOHEME Andrea	
Synchronisation Judges		
S1	McFARLAND Steve	
S2	RUIZ Rolando	
S3	MORNEAU Hélène	
S4	GUEVARA Freddy Jose	
S5	LINDBERG Mathz	
Alternate Judge	ESTEVEZ Jesus	

Legend:

TDC - FINA Technical Diving Committee



Aquatic Centre
Parque Acuático
Parque Acuático

WED 25 JUL 2007
14:50

Diving

Saltos Ornamentales / Clavados

Men's 3m Synchro Springboard

Trampolim Sincronizado 3m Maculino / Trampolín Sincronizado 3m Maculino

Final

Final / Final

Results

Resultados / Resultados

Rank	Name	NOC Code	Total Points	Points Behind
1	RICHESON Mitchell DUMAIS Troy	USA	422.52	
2	FORNARIS Erick BETANCOURT Jorge	CUB	407.10	15.42
3	DESPATIE Alexandre MIRANDA Arturo	CAN	401.49	21.03
4	COLMENARES Emilio FUMADO Ramon	VEN	383.16	39.36
5	HUERTA ROSAS Luis CASTILLO Yahel	MEX	380.79	41.73
6	DURAN Cassius CASTRO Cesar	BRA	373.98	48.54

Legend:

DNS Did not start DSQ Disqualified

Detailed Results

Resultados Detalhados / Resultados detallados

Rank	Name	NOC Code	Dive No.	DD	Judge's Score										Dive Points	Dive Rank	Total Points	Overall Rank	Points Behind
					E1	E2	E3	E4	S1	S2	S3	S4	S5						
1	RICHESON Mitchell DUMAIS Troy	USA	103B	2.0	8.5	8.0	9.0	8.0	8.0	8.5	8.0	8.5	8.5	8.5	49.80	=3	49.80	=3	1.80
			401B	2.0	9.0	8.5	8.5	8.5	9.0	9.0	8.5	9.0	9.0	52.80	1	102.60	1		
			107B	3.1	7.5	8.5	7.5	7.5	8.0	8.0	8.0	8.5	9.0	73.47	3	176.07	2	7.77	
			5154B	3.4	8.0	7.5	8.0	8.0	8.0	8.0	8.0	8.0	8.0	81.60	1	257.67	2	3.57	
			307C	3.5	7.5	6.5	6.5	5.0	8.0	7.5	8.0	8.0	8.5	77.70	2	335.37	1		
			5353B	3.5	8.5	8.0	8.0	8.0	8.5	8.0	8.5	8.5	9.0	87.15	1	422.52	1		
2	FORNARIS Erick BETANCOURT Jorge	CUB	403B	2.0	8.0	7.5	8.0	8.0	8.5	8.5	8.0	8.5	8.5	49.80	=3	49.80	=3	1.80	
			201B	2.0	8.5	8.5	8.5	8.5	8.0	9.0	9.0	9.0	8.5	52.20	2	102.00	2	0.60	
			107B	3.1	9.0	8.0	8.5	8.5	9.5	9.0	9.0	9.0	8.5	81.84	1	183.84	1		
			405B	3.0	8.5	8.0	8.5	9.0	8.5	8.5	8.5	9.0	9.0	77.40	3	261.24	1		
			5353B	3.5	7.0	7.0	8.0	8.0	6.0	7.5	6.0	6.5	6.5	71.40	4	332.64	2	2.73	
			5154B	3.4	8.0	7.5	6.0	6.5	7.5	7.5	7.0	8.0	7.5	74.46	3	407.10	2	15.42	
3	DESPATIE Alexandre MIRANDA Arturo	CAN	201B	2.0	7.5	8.0	7.5	8.0	8.0	7.5	8.5	8.0	8.0	47.40	6	47.40	6	4.20	
			301B	2.0	8.5	8.0	8.0	9.0	8.5	8.5	8.5	9.0	8.5	50.40	3	97.80	=5	4.80	
			405B	3.0	8.0	8.0	7.0	7.0	8.0	7.5	8.0	7.5	7.5	68.40	4	166.20	5	17.64	
			107B	3.1	8.5	8.0	7.5	8.0	8.5	9.0	8.5	8.0	8.5	77.19	4	243.39	5	17.85	
			5154B	3.4	8.0	8.0	8.0	7.5	8.0	8.5	8.0	8.5	8.0	82.62	1	326.01	3	9.36	
			407C	3.4	8.0	7.5	5.5	5.5	8.0	8.0	8.5	7.5	8.0	75.48	2	401.49	3	21.03	
4	COLMENARES Emilio FUMADO Ramon	VEN	201B	2.0	8.0	8.0	8.0	7.5	9.0	8.0	8.5	8.5	8.5	49.80	=3	49.80	=3	1.80	
			403B	2.0	8.0	8.0	8.0	8.0	8.0	8.0	8.0	8.5	8.0	48.00	=5	97.80	=5	4.80	
			107B	3.1	8.5	8.0	8.0	7.5	8.5	7.5	8.0	8.5	7.5	74.40	2	172.20	3	11.64	
			5154B	3.4	8.0	7.5	7.0	7.0	7.0	7.5	7.0	7.5	7.0	73.44	6	245.64	3	15.60	
			5353C	3.3	8.0	7.5	6.0	5.5	6.0	7.0	7.0	7.0	6.5	67.32	5	312.96	5	22.41	
			405B	3.0	7.5	7.5	7.5	7.5	8.0	8.0	8.0	8.0	7.5	70.20	4	383.16	4	39.36	
5	HUERTA ROSAS Luis CASTILLO Yahel	MEX	201B	2.0	7.5	8.0	8.5	8.5	8.5	8.0	8.0	9.0	9.0	50.40	2	50.40	2	1.20	
			103B	2.0	8.0	8.5	7.5	8.5	7.5	8.0	8.5	8.0	8.5	49.20	4	99.60	=3	3.00	
			107B	3.1	7.5	7.5	7.0	7.0	7.5	7.5	7.0	7.0	8.0	67.89	5	167.49	4	16.35	
			5253B	3.5	7.0	6.5	7.0	7.5	7.5	7.0	7.5	7.0	6.5	74.55	5	242.04	6	19.20	
			405B	3.0	8.0	8.0	8.5	8.0	8.5	8.5	8.5	8.5	8.0	74.70	3	316.74	4	18.63	
			5353B	3.5	4.5	5.0	8.0	7.0	6.5	6.0	5.5	6.0	6.5	64.05	6	380.79	5	41.73	
6	DURAN Cassius CASTRO Cesar	BRA	103B	2.0	8.5	8.5	8.0	8.5	8.5	8.5	9.0	8.5	9.0	51.60	1	51.60	1		
			201B	2.0	8.0	8.0	8.5	8.0	8.0	8.0	8.0	8.5	8.0	48.00	=5	99.60	=3	3.00	
			107B	3.1	5.5	7.0	7.5	8.0	7.0	6.5	6.0	7.0	7.0	65.10	6	164.70	6	19.14	
			5154B	3.4	8.0	7.0	8.0	7.5	8.0	8.0	7.5	8.0	8.0	80.58	2	245.28	4	15.96	
			305B	3.0	8.0	6.5	7.5	7.0	6.5	7.0	6.0	7.5	6.5	62.10	6	307.38	6	27.99	
			405B	3.0	8.0	8.0	8.0	8.5	7.0	7.0	6.5	7.5	7.0	66.60	5	373.98	6	48.54	

Legend:

DD Degree of Difficulty E Execution Judge S Synchronization Judge '=' Equal sign indicates the same rank by dive points



Aquatic Centre
Parque Acuático
Parque Acuático

WED 25 JUL 2007
13:30

Diving

Saltos Ornamentales / Clavados

Women's 10m Platform

Plataforma 10m Femenino / Plataforma 10m Femenino

Preliminary

Preliminary / Preliminary

Panel of Judges

Painel de Juizes / Panel de Jueces

Function	Name	NOC Code
Referee	SEAMAN Kathy	CAN
Assistant Referee	GUEVARA Freddy Jose	VEN
Panel A (Dive 1-5)		
Judge 1	ESTEVEZ Jesus	
Judge 2	McFARLAND Steve	
Judge 3	LÓPEZ CARREÑO Roberto	
Judge 4	MORNEAU Hélène	
Judge 5	RUIZ Rolando	
Judge 6	LINDBERG Mathz	
Judge 7	EDSON Luz	
Alternate Judge	ALBERTY Osvaldo	
Panel B (Dive -5)		
Judge 1		
Judge 2		
Judge 3		
Judge 4		
Judge 5		
Judge 6		
Judge 7		

Legend:

TDC - FINA Technical Diving Committee



Aquatic Centre
Parque Acuático
Parque Acuático

WED 25 JUL 2007
13:30

Diving

Saltos Ornamentales / Clavados

Women's 10m Platform

Plataforma 10m Femenino / Plataforma 10m Femenino

Preliminary

Preliminary / Preliminary

Results

Resultados / Resultados

Rank	Name	NOC Code	Points	Points Behind	Qualified
1	HEYMANS Emilie	CAN	360.05		Q
2	ESPINOSA Paola	MEX	356.55	3.50	Q
3	VELOSO Juliana	BRA	353.80	6.25	Q
4	ORTIZ GALICIA Tatiana	MEX	347.35	12.70	Q
5	ISHIMATSU Haley	USA	307.20	52.85	Q
6	MARLEAU Marie-Eve	CAN	298.85	61.20	Q
7	DUNNICHAY Mary Beth	USA	288.55	71.50	Q
8	MENA Yaima Rosario	CUB	278.85	81.20	Q
9	SAE Milena	BRA	276.60	83.45	Q
10	ORTIZ Yolanda	CUB	250.55	109.50	Q
11	PINEDA ZULETA Diana	COL	243.60	116.45	Q
12	BUELVAS Kiara	VEN	210.00	150.05	Q

Legend:

DNS Did not start DSQ Disqualified Q - Qualified for next phase of competition R - Reserve Diver for next phase

Detailed Results

Resultados Detalhados / Resultados detallados

Rank	Name	NOC Code	Dive No.	DD	Judge's Score							Dive Points	Dive Rank	Total Points	Overall Rank	Points Behind
					J1	J2	J3	J4	J5	J6	J7					
1	HEYMANS Emilie	CAN	5253B	3.4	8.0	8.5	8.0	8.5	7.5	7.0	7.5	79.90	1	79.90	1	
			626C	3.2	8.0	8.0	8.0	9.0	9.0	8.5	8.0	78.40	2	158.30	1	
			207C	3.3	8.5	8.5	8.0	8.5	8.5	8.0	8.5	84.15	1	242.45	1	
			307C	3.4	4.5	3.5	4.5	3.0	4.5	3.5	4.0	40.80	9	283.25	3	5.30
			407C	3.2	9.0	8.0	8.0	8.0	8.0	8.0	7.5	76.80	1	360.05	1	
2	ESPINOSA Paola	MEX	107B	3.0	7.5	8.5	7.5	8.0	8.5	7.5	7.5	69.00	4	69.00	4	10.90
			207C	3.3	8.0	8.0	7.5	7.5	8.0	7.5	8.0	77.55	3	146.55	2	11.75
			307C	3.4	6.5	8.0	7.5	7.0	7.5	7.0	7.5	74.80	3	221.35	2	21.10
			407C	3.2	6.5	7.5	7.5	7.0	7.0	7.0	7.0	67.20	3	288.55	1	
			5253B	3.4	5.5	6.5	7.5	7.0	6.5	7.0	6.5	68.00	3	356.55	2	3.50
3	VELOSO Juliana	BRA	5253B	3.4	7.0	7.5	7.0	8.0	7.5	7.5	7.5	76.50	=2	76.50	=2	3.40
			405B	2.8	8.5	8.0	8.5	8.5	8.0	8.0	8.5	70.00	4	146.50	3	11.80
			205B	2.9	8.0	8.0	8.0	8.5	8.0	7.5	8.0	69.60	5	216.10	3	26.35
			107B	3.0	9.0	8.0	8.5	7.5	8.0	7.5	7.5	70.50	2	286.60	2	1.95
			6243D	3.2	7.0	7.5	7.0	7.0	7.0	7.5	6.5	67.20	6	353.80	3	6.25
4	ORTIZ GALICIA Tatiana	MEX	107B	3.0	7.5	7.0	7.5	7.5	7.5	7.0	8.0	67.50	5	67.50	5	12.40
			626C	3.2	7.5	6.5	7.5	7.0	6.5	5.5	6.0	64.00	6	131.50	6	26.80
			207C	3.3	7.5	7.5	7.5	7.0	7.0	7.5	7.5	74.25	4	205.75	4	36.70
			407C	3.2	7.5	8.0	8.0	7.5	8.0	7.5	7.5	73.60	1	279.35	4	9.20
			5253B	3.4	6.5	7.0	7.0	6.5	6.5	6.5	7.0	68.00	3	347.35	4	12.70
5	ISHIMATSU Haley	USA	107B	3.0	6.5	6.5	6.5	6.5	6.5	6.0	6.5	58.50	=9	58.50	=9	21.40
			6142D	3.1	8.5	8.5	9.0	9.0	8.5	8.0	9.0	80.60	1	139.10	5	19.20
			407C	3.2	3.5	3.5	4.0	3.0	3.5	3.0	2.5	32.00	10	171.10	7	71.35
			207B	3.6	5.5	6.5	6.0	6.0	6.0	5.5	4.5	63.00	5	234.10	7	54.45
			5253B	3.4	7.5	7.5	7.0	6.5	7.0	7.0	7.5	73.10	2	307.20	5	52.85
6	MARLEAU Marie-Eve	CAN	5253B	3.4	7.0	8.0	7.5	7.5	7.5	7.0	8.0	76.50	=2	76.50	=2	3.40
			107B	3.0	7.0	7.0	7.0	7.5	7.0	7.0	7.0	63.00	7	139.50	4	18.80
			207C	3.3	3.5	3.0	2.5	3.0	4.0	2.5	3.5	31.35	11	170.85	8	71.60
			407C	3.2	7.0	7.5	6.5	7.0	7.0	7.0	7.0	67.20	3	238.05	6	50.50
			6243D	3.2	6.5	6.5	6.5	6.0	6.5	5.5	5.5	60.80	7	298.85	6	61.20

Detailed Results

Resultados Detalhados / Resultados detallados

Rank	Name	NOC Code	Dive No.	DD	Judge's Score							Dive Points	Dive Rank	Total Points	Overall Rank	Points Behind
					J1	J2	J3	J4	J5	J6	J7					
7	DUNNICHAY Mary Beth	USA	107B	3.0	6.5	6.5	6.5	6.5	6.5	6.0	6.0	58.50	=9	58.50	=9	21.40
			407C	3.2	7.0	7.5	6.5	7.0	7.0	6.5	7.0	67.20	5	125.70	8	32.60
			5253B	3.4	8.5	7.5	7.5	7.5	7.5	7.5	7.5	76.50	2	202.20	5	40.25
			614B	2.4	8.5	8.0	8.0	8.5	8.0	8.5	7.5	58.80	6	261.00	5	27.55
			301B	1.9	4.5	5.0	5.0	4.5	5.5	4.5	5.0	27.55	12	288.55	7	71.50
8	MENA Yaima Rosario	CUB	405B	2.8	7.5	7.5	7.5	7.5	7.5	7.5	6.5	63.00	6	63.00	6	16.90
			107B	3.0	7.5	7.5	7.0	7.0	7.0	6.5	7.0	63.00	7	126.00	7	32.30
			626C	3.2	3.0	3.5	3.0	3.0	3.5	3.0	4.0	30.40	12	156.40	11	86.05
			207C	3.3	5.5	6.0	5.5	5.0	5.5	4.0	5.5	54.45	8	210.85	9	77.70
			5253B	3.4	7.0	6.0	7.0	6.5	6.5	7.0	6.0	68.00	3	278.85	8	81.20
9	SAE Milena	BRA	405B	2.8	7.5	6.5	8.0	7.0	7.5	7.0	6.5	60.20	=7	60.20	=7	19.70
			5251B	2.6	8.0	6.5	7.5	6.5	7.0	7.0	7.5	55.90	10	116.10	10	42.20
			6241B	2.7	6.5	6.0	6.5	6.0	6.0	6.0	7.0	49.95	8	166.05	10	76.40
			205B	2.9	6.5	6.5	6.5	6.5	7.0	6.5	6.0	56.55	7	222.60	8	65.95
			107C	2.7	7.5	6.0	6.5	5.5	6.5	7.0	7.0	54.00	9	276.60	9	83.45
10	ORTIZ Yolanda	CUB	5253B	3.4	6.5	6.0	6.5	5.5	5.5	5.5	5.0	57.80	11	57.80	11	22.10
			405B	2.8	7.5	7.5	7.5	7.5	7.5	7.0	7.0	63.00	7	120.80	9	37.50
			107B	3.0	6.5	6.0	7.0	6.0	6.5	6.0	6.0	55.50	6	176.30	6	66.15
			305C	2.7	2.0	2.0	2.0	2.5	2.5	2.0	2.0	16.20	12	192.50	11	96.05
			6241B	2.7	7.0	7.0	7.5	7.5	7.0	7.5	7.0	58.05	8	250.55	10	109.50
11	PINEDA ZULETA Diana	COL	405B	2.8	8.0	7.5	7.0	7.5	7.0	6.5	7.0	60.20	=7	60.20	=7	19.70
			205B	2.9	7.5	6.5	6.5	6.0	6.0	6.0	6.0	53.65	11	113.85	11	44.45
			305C	2.7	6.5	7.0	6.5	6.5	7.0	7.0	7.0	55.35	7	169.20	9	73.25
			107B	3.0	2.5	3.5	3.0	2.5	3.0	2.0	2.5	24.00	11	193.20	10	95.35
			5235D	2.8	6.0	6.0	6.5	6.0	6.0	6.0	5.5	50.40	10	243.60	11	116.45
12	BUELVAS Kiara	VEN	405B	2.8	7.0	6.0	6.5	7.0	6.5	6.5	6.0	54.60	12	54.60	12	25.30
			205B	2.9	4.0	4.5	2.5	2.5	3.0	3.0	4.5	29.00	12	83.60	12	74.70
			107C	2.7	6.5	5.5	5.0	6.0	5.0	4.5	5.0	41.85	9	125.45	12	117.00
			305C	2.7	4.5	4.5	5.5	4.5	5.0	4.5	4.5	36.45	10	161.90	12	126.65
			5251B	2.6	6.5	6.5	6.0	5.5	6.5	6.0	6.0	48.10	11	210.00	12	150.05

Legend:

DD - Degree of Difficulty DNS Did not start DSQ Disqualified No. Number

'=' - Equal sign indicates the same rank by points



Aquatic Centre
Parque Acuático
Parque Acuático

WED 25 JUL 2007
16:45

Diving

Saltos Ornamentales / Clavados

Women's 10m Platform

Plataforma 10m Femenino / Plataforma 10m Femenino

Final

Final / Final

Panel of Judges

Painel de Juizes / Panel de Jueces

Function	Name	NOC Code
Referee	SEAMAN Kathy	CAN
Assistant Referee	GUEVARA Freddy Jose	VEN
Judge 1	ESTEVEZ Jesus	
Judge 2	McFARLAND Steve	
Judge 3	LÓPEZ CARREÑO Roberto	
Judge 4	MORNEAU Hélène	
Judge 5	RUIZ Rolando	
Judge 6	LINDBERG Mathz	
Judge 7	EDSON Luz	
Alternate Judge	ALBERTY Osvaldo	

Legend:

TDC - FINA Technical Diving Committee



Aquatic Centre
Parque Acuático
Parque Aquático

WED 25 JUL 2007
16:45

Diving

Saltos Ornamentales / Clavados

Women's 10m Platform

Plataforma 10m Femenino / Plataforma 10m Femenino

Final

Final / Final

Results

Resultados / Resultados

Rank	Name	NOC Code	Points	Points Behind
1	ESPINOSA Paola	MEX	380.95	
2	ISHIMATSU Haley	USA	364.60	16.35
3	VELOSO Juliana	BRA	356.25	24.70
4	HEYMANS Emilie	CAN	348.20	32.75
5	ORTIZ GALICIA Tatiana	MEX	340.90	40.05
6	MARLEAU Marie-Eve	CAN	326.60	54.35
7	DUNNICHAY Mary Beth	USA	309.60	71.35
8	MENA Yaima Rosario	CUB	285.75	95.20
9	PINEDA ZULETA Diana	COL	270.10	110.85
10	SAE Milena	BRA	267.40	113.55
11	ORTIZ Yolanda	CUB	263.15	117.80
12	BUELVAS Kiara	VEN	261.80	119.15

Legend:

DNS Did not start DSQ Disqualified Q - Qualified for next phase of competition R - Reserve Diver for next phase

Detailed Results

Resultados Detalhados / Resultados detallados

Rank	Name	NOC Code	Dive No.	DD	Judge's Score							Dive Points	Dive Rank	Total Points	Overall Rank	Points Behind
					J1	J2	J3	J4	J5	J6	J7					
1	ESPINOSA Paola	MEX	107B	3.0	8.0	8.0	8.5	8.0	8.5	8.5	7.5	73.50	4	73.50	4	8.10
			207C	3.3	7.5	6.5	7.0	7.5	7.0	7.5	6.5	70.95	4	144.45	2	8.55
			307C	3.4	6.5	7.5	7.0	6.5	7.5	8.0	7.5	74.80	2	219.25	2	8.85
			407C	3.2	8.0	8.0	8.5	7.5	9.0	9.0	8.0	78.40	1	297.65	2	0.65
			5253B	3.4	9.0	8.0	8.0	8.0	8.5	9.0	8.0	83.30	1	380.95	1	
2	ISHIMATSU Haley	USA	107B	3.0	9.0	8.0	7.5	8.0	8.0	8.0	7.5	72.00	5	72.00	5	9.60
			6142D	3.1	7.5	8.0	7.5	7.5	8.0	8.0	7.5	71.30	3	143.30	4	9.70
			407C	3.2	9.0	9.0	8.5	8.5	9.0	9.0	8.0	84.80	1	228.10	1	
			207B	3.6	7.5	6.5	7.0	6.5	6.5	6.0	5.5	70.20	3	298.30	1	
			5253B	3.4	6.0	6.5	6.0	7.0	6.5	7.0	6.5	66.30	6	364.60	2	16.35
3	VELOSO Juliana	BRA	5253B	3.4	8.5	8.0	8.0	8.5	8.0	8.0	8.0	81.60	1	81.60	1	
			405B	2.8	8.5	8.5	8.5	9.0	8.5	8.5	9.0	71.40	2	153.00	1	
			205B	2.9	7.5	8.5	7.0	7.5	7.5	7.5	7.5	65.25	6	218.25	3	9.85
			107B	3.0	7.5	7.0	7.5	6.5	7.5	7.5	6.5	66.00	5	284.25	3	14.05
			6243D	3.2	7.5	7.0	8.0	7.5	7.5	7.5	7.5	72.00	3	356.25	3	24.70
4	HEYMANS Emilie	CAN	5253B	3.4	7.5	8.0	7.5	8.5	8.0	7.5	8.0	79.90	2	79.90	2	1.70
			626C	3.2	6.5	7.0	6.0	6.0	6.0	5.0	5.0	57.60	10	137.50	5	15.50
			207C	3.3	7.5	7.0	7.0	7.0	7.0	7.5	6.5	69.30	4	206.80	5	21.30
			307C	3.4	6.0	5.5	7.0	6.5	6.5	6.5	5.5	64.60	6	271.40	4	26.90
			407C	3.2	7.5	8.0	8.0	8.0	8.0	7.5	8.0	76.80	2	348.20	4	32.75
5	ORTIZ GALICIA Tatiana	MEX	107B	3.0	7.5	7.5	7.5	7.0	7.0	7.5	7.5	67.50	7	67.50	7	14.10
			626C	3.2	7.5	6.0	7.5	6.0	7.0	7.0	7.0	67.20	5	134.70	7	18.30
			207C	3.3	7.0	7.0	7.5	6.5	7.0	7.5	7.0	69.30	4	204.00	6	24.10
			407C	3.2	7.0	7.0	7.0	6.5	7.0	6.5	7.0	67.20	4	271.20	5	27.10
			5253B	3.4	7.0	6.5	7.0	7.0	6.5	7.5	6.0	69.70	4	340.90	5	40.05
6	MARLEAU Marie-Eve	CAN	5253B	3.4	8.5	7.0	7.0	7.5	7.5	8.0	7.0	74.80	3	74.80	3	6.80
			107B	3.0	6.5	7.0	7.0	6.5	7.0	7.0	6.5	61.50	8	136.30	6	16.70
			207C	3.3	4.5	5.0	4.5	5.0	5.5	5.5	5.0	49.50	11	185.80	7	42.30
			407C	3.2	7.5	7.5	7.0	7.0	7.5	7.5	7.5	72.00	2	257.80	7	40.50
			6243D	3.2	7.5	7.5	7.0	7.5	7.0	7.0	6.0	68.80	5	326.60	6	54.35

Detailed Results

Resultados Detalhados / Resultados detallados

Rank	Name	NOC Code	Dive No.	DD	Judge's Score							Dive Points	Dive Rank	Total Points	Overall Rank	Points Behind
					J1	J2	J3	J4	J5	J6	J7					
7	DUNNICHAY Mary Beth	USA	107B	3.0	8.5	7.5	8.0	8.0	8.5	7.5	7.5	70.50	6	70.50	6	11.10
			407C	3.2	8.0	8.0	7.5	7.5	8.0	7.5	7.5	73.60	1	144.10	3	8.90
			5253B	3.4	7.5	7.5	7.0	7.0	7.0	7.0	7.5	73.10	3	217.20	4	10.90
			614B	2.4	7.0	6.5	7.5	6.0	6.5	6.0	6.5	46.80	8	264.00	6	34.30
			301B	1.9	8.5	8.0	7.5	8.0	8.0	8.0	8.5	45.60	11	309.60	7	71.35
8	MENA Yaima Rosario	CUB	405B	2.8	7.5	8.5	7.5	8.0	8.0	7.5	8.0	65.80	8	65.80	8	15.80
			107B	3.0	7.0	7.0	6.5	7.0	7.0	7.0	7.5	63.00	6	128.80	8	24.20
			626C	3.2	6.0	5.0	5.5	5.0	5.5	5.5	5.0	51.20	10	180.00	8	48.10
			207C	3.3	4.0	4.5	4.5	4.5	4.5	4.0	5.0	44.55	9	224.55	8	73.75
			5253B	3.4	6.5	6.0	6.5	5.5	5.5	6.0	6.0	61.20	7	285.75	8	95.20
9	PINEDA ZULETA Diana	COL	405B	2.8	7.0	7.0	7.0	6.5	6.5	6.5	7.0	57.40	11	57.40	11	24.20
			205B	2.9	6.5	7.5	7.0	7.0	7.0	7.0	6.0	60.90	9	118.30	10	34.70
			305C	2.7	6.5	7.5	7.0	7.0	7.0	7.0	7.0	56.70	8	175.00	10	53.10
			107B	3.0	5.5	4.5	4.5	3.5	4.5	5.0	4.5	40.50	10	215.50	10	82.80
			5235D	2.8	6.5	6.5	6.5	6.5	6.5	6.0	6.0	54.60	9	270.10	9	110.85
10	SAE Milena	BRA	405B	2.8	7.5	7.5	7.5	7.0	7.5	7.0	7.5	63.00	9	63.00	9	18.60
			5251B	2.6	8.0	7.5	7.0	7.0	7.0	7.0	7.5	55.90	11	118.90	9	34.10
			6241B	2.7	7.5	7.0	7.0	7.0	7.0	7.0	7.5	56.70	8	175.60	9	52.50
			205B	2.9	4.5	5.0	4.0	4.5	4.0	4.5	5.0	39.15	11	214.75	11	83.55
			107C	2.7	7.5	6.0	6.5	6.5	6.5	6.5	7.5	52.65	10	267.40	10	113.55
11	ORTIZ Yolanda	CUB	5253B	3.4	6.0	5.5	5.5	5.0	5.0	5.0	5.0	52.70	12	52.70	12	28.90
			405B	2.8	8.0	7.5	7.5	7.5	7.5	6.5	7.5	63.00	6	115.70	11	37.30
			107B	3.0	6.5	6.5	7.0	6.5	6.0	6.0	5.5	57.00	7	172.70	11	55.40
			305C	2.7	4.5	4.0	4.0	4.0	4.0	4.0	3.5	32.40	12	205.10	12	93.20
			6241B	2.7	7.5	7.5	7.0	7.0	7.5	7.0	7.0	58.05	8	263.15	11	117.80
12	BUELVAS Kiara	VEN	405B	2.8	7.5	7.0	7.0	7.0	7.0	7.0	7.5	58.80	10	58.80	10	22.80
			205B	2.9	6.0	6.5	5.5	6.0	6.5	6.0	5.5	52.20	12	111.00	12	42.00
			107C	2.7	6.0	6.0	6.0	6.0	5.5	6.5	5.5	48.60	12	159.60	12	68.50
			305C	2.7	7.0	7.0	7.0	7.0	7.0	7.5	7.0	56.70	7	216.30	9	82.00
			5251B	2.6	6.0	5.5	6.5	5.5	6.0	6.0	5.5	45.50	12	261.80	12	119.15

Legend:

DD - Degree of Difficulty DNS Did not start DSQ Disqualified No. Number

'=' - Equal sign indicates the same rank by points



Aquatic Centre
Parque Acuático
Parque Acuático

SAT 28 JUL 2007
13:30

Diving

Saltos Ornamentais / Clavados

Men's 10m Platform

Plataforma 10m Masculino / Plataforma 10m Masculino

Preliminary

Preliminary / Preliminary

Panel of Judges

Painel de Juizes / Panel de Jueces

Function	Name	NOC Code
Referee	LUZ Edson	BRA
Assistant Referee	ALBERTY Osvaldo	PUR
Judge 1	GUEVARA Freddy Jose	
Judge 2	McFARLAND Steve	
Judge 3	RUIZ Rolando	
Judge 4	MORNEAU Hélène	
Judge 5	BOHEME Andrea	
Judge 6	LINDBERG Mathz	
Judge 7	LÓPEZ CARREÑO Roberto	
Alternate Judge	MILLAR Gloria	

Legend:

TDC - FINA Technical Diving Committee



Aquatic Centre
Parque Acuático
Parque Aquático

SAT 28 JUL 2007
13:30

Diving

Saltos Ornamentais / Clavados

Men's 10m Platform

Plataforma 10m Masculino / Plataforma 10m Masculino

Preliminary

Preliminary / Preliminary

Results

Resultados / Resultados

Rank	Name	NOC Code	Points	Points Behind	Qualified
1	DESPATIE Alexandre	CAN	479.10		Q
2	BOUDIA David	USA	467.90	11.20	Q
3	PACHECO MARRUFO Rommel	MEX	449.35	29.75	Q
4	URAN SALAZAR Juan G. Uran	COL	448.10	31.00	Q
5	GUERRA Jose Antonio	CUB	441.25	37.85	Q
6	PARISI Hugo	BRA	432.45	46.65	Q
7	FINCHUM Thomas	USA	420.70	58.40	Q
8	DURAN Cassius	BRA	416.60	62.50	Q
9	McCORMICK Riley	CAN	387.45	91.65	Q
10	ORTEGA SERNA Victor H. Ortega	COL	376.65	102.45	Q
11	TEJADA Gianni	MEX	371.70	107.40	Q
12	PUPO Jorge Luis	CUB	304.70	174.40	Q

Legend:

DNS Did not start DSQ Disqualified Q - Qualified for next phase of competition R - Reserve Diver for next phase

Detailed Results

Resultados Detalhados / Resultados detallados

Rank	Name	NOC Code	Dive No.	DD	Judge's Score							Dive Points	Dive Rank	Total Points	Overall Rank	Points Behind
					J1	J2	J3	J4	J5	J6	J7					
1	DESPATIE Alexandre	CAN	107B	3.0	8.5	8.5	8.5	8.5	9.0	8.5	9.0	76.50	=3	76.50	=3	3.50
			407C	3.2	9.0	8.5	8.5	8.5	8.5	8.5	8.5	81.60	2	158.10	1	
			626C	3.2	9.0	8.0	8.0	8.5	8.5	8.5	8.5	81.60	1	239.70	1	
			207B	3.6	8.5	8.0	8.0	8.0	7.5	7.5	8.0	86.40	1	326.10	1	
			307C	3.4	7.5	7.0	6.5	7.0	7.0	7.0	7.0	71.40	4	397.50	1	
			5253B	3.4	8.0	8.0	7.5	8.0	8.0	8.0	8.0	81.60	4	479.10	1	
2	BOUDIA David	USA	407C	3.2	8.5	8.5	8.5	8.0	8.0	8.0	8.0	78.40	2	78.40	2	1.60
			107B	3.0	7.5	7.5	7.0	7.5	7.5	6.5	7.5	67.50	9	145.90	5	12.20
			626C	3.2	7.5	7.5	8.0	7.0	7.5	7.5	8.0	72.00	6	217.90	5	21.80
			307C	3.4	7.5	8.0	8.0	8.0	8.0	8.0	8.5	81.60	2	299.50	4	26.60
			207B	3.6	7.5	7.5	7.5	7.5	7.5	7.5	7.5	81.00	1	380.50	3	17.00
			5255B	3.8	8.5	8.0	8.0	7.0	7.0	7.5	7.5	87.40	2	467.90	2	11.20
3	PACHECO MARRUFO	MEX	107B	3.0	7.5	7.0	8.0	8.0	7.5	6.5	8.5	69.00	6	69.00	6	11.00
			407C	3.2	8.5	8.5	9.0	8.0	8.5	9.0	9.0	83.20	1	152.20	4	5.90
			6243D	3.2	8.5	8.0	8.0	8.5	8.0	8.0	9.0	78.40	3	230.60	3	9.10
			207C	3.3	8.0	7.5	7.0	7.5	7.5	7.0	7.5	74.25	5	304.85	3	21.25
			307C	3.4	6.5	6.5	6.0	6.0	6.5	7.0	6.5	66.30	8	371.15	4	26.35
			5253B	3.4	7.5	6.5	7.0	8.0	7.5	8.0	8.0	78.20	6	449.35	3	29.75
4	URAN SALAZAR Juan G. Uran	COL	107B	3.0	8.0	8.0	8.0	8.0	8.0	7.5	8.0	72.00	5	72.00	5	8.00
			5253B	3.4	8.5	8.0	8.0	8.0	7.5	8.0	8.5	81.60	2	153.60	3	4.50
			626C	3.2	8.5	8.5	9.0	8.5	8.5	9.0	8.0	81.60	1	235.20	2	4.50
			407C	3.2	7.5	8.0	8.0	8.5	8.0	7.5	8.5	76.80	4	312.00	2	14.10
			307C	3.4	7.5	7.0	6.5	7.0	7.5	7.0	7.5	73.10	3	385.10	2	12.40
			207B	3.6	5.5	5.5	6.0	6.5	5.5	6.0	7.0	63.00	11	448.10	4	31.00
5	GUERRA Jose Antonio	CUB	107B	3.0	8.5	7.0	8.0	7.5	7.0	7.5	7.5	67.50	7	67.50	7	12.50
			207B	3.6	5.5	5.0	5.0	5.5	5.5	4.5	5.0	55.80	12	123.30	10	34.80
			407C	3.2	8.0	8.0	8.0	8.0	8.0	8.5	8.0	76.80	4	200.10	8	39.60
			636C	3.3	7.5	6.5	7.5	6.5	7.0	7.5	7.0	70.95	8	271.05	7	55.05
			307C	3.4	7.5	6.0	7.0	7.0	7.0	7.0	7.5	71.40	4	342.45	6	55.05
			5255B	3.8	9.0	8.5	9.0	8.5	8.5	8.5	9.0	98.80	1	441.25	5	37.85
6	PARISI Hugo	BRA	107B	3.0	6.5	7.0	6.5	6.5	7.5	6.5	7.5	60.00	10	60.00	10	20.00
			6243D	3.2	7.5	6.5	8.0	8.5	8.0	8.0	7.5	75.20	5	135.20	9	22.90
			407C	3.2	8.0	7.5	7.5	7.5	8.0	7.5	8.0	73.60	5	208.80	6	30.90
			207C	3.3	8.0	8.0	8.5	8.5	8.5	8.0	8.0	80.85	3	289.65	5	36.45
			5253B	3.4	7.5	7.5	7.5	8.0	8.5	7.5	8.0	78.20	2	367.85	5	29.65
			307C	3.4	7.0	6.0	6.5	6.0	6.5	7.0	6.0	64.60	10	432.45	6	46.65

Detailed Results

Resultados Detalhados / Resultados detallados

Rank	Name	NOC Code	Dive No.	DD	Judge's Score							Dive Points	Dive Rank	Total Points	Overall Rank	Points Behind
					J1	J2	J3	J4	J5	J6	J7					
7	FINCHUM Thomas	USA	407C	3.2	6.5	7.5	7.0	6.5	7.5	7.0	7.0	67.20	8	67.20	8	12.80
			107B	3.0	8.0	8.0	8.5	8.0	8.5	8.0	8.5	73.50	6	140.70	6	17.40
			626C	3.2	6.5	6.0	5.5	5.5	6.5	6.0	5.5	56.00	9	196.70	9	43.00
			307C	3.4	7.0	6.5	6.5	7.0	7.5	7.5	7.0	71.40	6	268.10	8	58.00
			207C	3.3	7.0	7.0	7.0	7.0	7.5	6.0	7.5	69.30	6	337.40	8	60.10
			5253B	3.4	8.0	8.5	8.5	8.5	8.0	7.5	8.0	83.30	3	420.70	7	58.40
8	DURAN Cassius	BRA	5253C	3.2	8.5	8.0	8.5	8.5	8.5	7.5	8.0	80.00	1	80.00	1	
			407C	3.2	7.5	9.5	8.5	8.0	8.0	8.0	8.0	76.80	4	156.80	2	1.30
			207C	3.3	5.5	6.0	7.0	6.0	6.5	6.5	6.5	62.70	8	219.50	4	20.20
			305C	2.7	7.5	8.0	8.0	8.0	8.0	8.0	7.5	64.80	11	284.30	6	41.80
			107B	3.0	6.0	6.5	7.0	7.0	6.0	6.0	6.0	55.50	10	339.80	7	57.70
			6243D	3.2	8.5	8.0	8.0	8.0	8.0	8.5	8.0	76.80	7	416.60	8	62.50
9	McCORMICK Riley	CAN	407C	3.2	5.0	4.5	4.5	4.5	4.5	4.5	4.5	43.20	12	43.20	12	36.80
			207C	3.3	7.0	7.5	7.0	7.0	7.0	7.5	7.5	70.95	8	114.15	12	43.95
			626C	3.2	5.5	5.5	5.5	6.0	5.5	6.0	5.5	52.80	11	166.95	11	72.75
			307C	3.4	7.5	7.0	7.0	6.5	7.0	7.0	7.0	71.40	6	238.35	11	87.75
			107B	3.0	7.5	7.5	7.5	7.5	7.0	7.5	8.0	67.50	7	305.85	10	91.65
			5253B	3.4	7.5	8.0	8.0	8.0	8.0	7.5	8.0	81.60	4	387.45	9	91.65
10	ORTEGA SERNA Victor H.	COL	5253B	3.4	7.5	6.5	7.5	7.5	8.0	7.5	7.5	76.50	=3	76.50	=3	3.50
			107B	3.0	7.0	6.5	7.0	7.5	7.0	7.0	7.0	63.00	11	139.50	7	18.60
			626C	3.2	5.5	6.0	6.0	5.5	6.0	6.0	5.0	56.00	9	195.50	10	44.20
			407C	3.2	7.0	7.5	7.0	7.0	7.0	7.5	7.5	68.80	9	264.30	10	61.80
			207C	3.3	4.5	4.5	5.0	5.5	5.5	6.0	5.0	51.15	11	315.45	9	82.05
			307C	3.4	5.5	6.5	6.5	5.5	6.0	6.0	6.0	61.20	12	376.65	10	102.45
11	TEJADA Gianni	MEX	107B	3.0	5.5	7.0	7.5	7.5	7.0	7.0	7.5	64.50	9	64.50	9	15.50
			626C	3.2	7.0	8.0	8.0	7.5	7.5	7.5	7.5	72.00	7	136.50	8	21.60
			207C	3.3	6.5	6.0	6.5	7.0	6.5	7.0	6.0	64.35	7	200.85	7	38.85
			305C	2.7	9.0	7.5	8.0	8.5	8.5	8.0	8.0	66.15	10	267.00	9	59.10
			407C	3.2	4.0	4.0	4.5	4.0	3.5	4.0	4.5	38.40	12	305.40	11	92.10
			5253B	3.4	6.5	6.0	6.5	6.5	6.0	7.0	7.5	66.30	9	371.70	11	107.40
12	PUPO Jorge Luis	CUB	107B	3.0	5.5	6.0	6.0	5.0	6.5	6.0	6.5	54.00	11	54.00	11	26.00
			407C	3.2	7.5	7.0	6.5	6.5	7.5	7.5	6.5	67.20	10	121.20	11	36.90
			207C	3.3	4.0	4.0	4.0	4.0	4.5	4.0	3.5	39.60	12	160.80	12	78.90
			307C	3.4	2.0	2.5	2.0	2.5	2.5	2.5	1.5	*3.40	12	164.20	12	161.90
			6243D	3.2	7.0	6.5	7.0	6.5	7.0	6.0	6.5	64.00	9	228.20	12	169.30
			5253B	3.4	7.5	7.5	7.0	7.5	7.5	8.0	7.5	76.50	8	304.70	12	174.40

Legend:

DD - Degree of Difficulty DNS Did not start DSQ Disqualified No. Number
 '=' - Equal sign indicates the same rank by points '*' - Penalty of 2.0 point deduction due to restart



Aquatic Centre
Parque Acuático
Parque Aquático

SAT 28 JUL 2007
16:45

Diving

Saltos Ornamentales / Clavados

Men's 10m Platform

Plataforma 10m Masculino / Plataforma 10m Masculino

Final

Final / Final

Panel of Judges

Painel de Juizes / Panel de Jueces

Function	Name	NOC Code
Referee	LUZ Edson	BRA
Assistant Referee	ALBERTY Osvaldo	PUR
Judge 1	GUEVARA Freddy Jose	
Judge 2	McFARLAND Steve	
Judge 3	RUIZ Rolando	
Judge 4	MORNEAU Hélène	
Judge 5	BOHEME Andrea	
Judge 6	LINDBERG Mathz	
Judge 7	LÓPEZ CARREÑO Roberto	
Alternate Judge	MILLAR Gloria	

Legend:

TDC - FINA Technical Diving Committee



Aquatic Centre
Parque Acuático
Parque Aquático

SAT 28 JUL 2007
16:45

Diving

Saltos Ornamentales / Clavados

Men's 10m Platform

Plataforma 10m Masculino / Plataforma 10m Masculino

Final

Final / Final

Results

Resultados / Resultados

Rank	Name	NOC Code	Points	Points Behind
1	GUERRA Jose Antonio	CUB	527.40	
2	PACHECO MARRUFO Rommel	MEX	510.15	17.25
3	DESPATIE Alexandre	CAN	505.80	21.60
4	URAN SALAZAR Juan G. Uran	COL	470.40	57.00
5	PARISI Hugo	BRA	456.60	70.80
6	FINCHUM Thomas	USA	454.10	73.30
7	DURAN Cassius	BRA	423.40	104.00
8	McCORMICK Riley	CAN	407.15	120.25
9	ORTEGA SERNA Victor H. Ortega	COL	404.25	123.15
10	BOUDIA David	USA	399.20	128.20
11	TEJADA Giann	MEX	395.00	132.40
12	PUPO Jorge Luis	CUB	365.45	161.95

Legend:

DNS Did not start DSQ Disqualified Q - Qualified for next phase of competition R - Reserve Diver for next phase

Detailed Results

Resultados Detalhados / Resultados detallados

Rank	Name	NOC Code	Dive No.	DD	Judge's Score							Dive Points	Dive Rank	Total Points	Overall Rank	Points Behind	
					J1	J2	J3	J4	J5	J6	J7						
1	GUERRA Jose Antonio	CUB	107B	3.0	10	9.0	9.5	9.0	9.0	9.0	9.0	9.0	81.00	3	81.00	3	0.60
			207B	3.6	6.0	5.5	5.5	4.5	5.0	5.5	4.0	57.60	10	138.60	8	27.30	
			407C	3.2	9.5	8.5	9.5	9.0	9.0	10	9.0	88.00	1	226.60	4	20.90	
			636C	3.3	9.0	9.0	9.5	9.5	9.5	10	9.0	92.40	2	319.00	3	12.65	
			307C	3.4	9.5	10	10	10	10	10	9.5	102.00	1	421.00	2	2.45	
			5255B	3.8	9.0	9.5	10	9.5	9.5	9.0	9.0	106.40	1	527.40	1		
2	PACHECO MARRUFO	MEX	107B	3.0	9.0	9.0	8.5	8.5	9.0	8.5	9.5	79.50	5	79.50	5	2.10	
			407C	3.2	9.0	9.0	9.0	8.0	9.0	9.0	9.0	86.40	1	165.90	1		
			6243D	3.2	8.5	8.5	8.5	8.5	8.0	8.0	8.5	81.60	3	247.50	1		
			207C	3.3	8.0	8.5	9.0	8.5	8.0	8.5	9.0	84.15	3	331.65	1		
			307C	3.4	9.0	9.0	9.0	8.5	9.0	9.0	9.5	91.80	2	423.45	1		
			5253B	3.4	8.5	8.5	8.5	8.5	9.0	8.0	8.5	86.70	5	510.15	2	17.25	
3	DESPATIE Alexandre	CAN	107B	3.0	8.0	8.0	7.5	8.0	8.0	8.0	7.5	72.00	8	72.00	8	9.60	
			407C	3.2	8.5	8.5	9.0	8.5	9.0	8.5	8.0	81.60	2	153.60	4	12.30	
			626C	3.2	8.0	8.0	8.0	8.0	8.5	8.5	8.5	78.40	4	232.00	3	15.50	
			207B	3.6	9.0	8.5	8.5	9.0	8.0	9.0	8.5	93.60	1	325.60	2	6.05	
			307C	3.4	8.5	8.0	8.0	9.0	9.0	9.0	8.5	88.40	3	414.00	3	9.45	
			5253B	3.4	9.0	9.0	9.0	9.0	9.0	9.0	8.5	91.80	3	505.80	3	21.60	
4	URAN SALAZAR Juan G. Uran	COL	107B	3.0	8.5	8.0	8.0	8.5	8.0	8.5	8.5	75.00	7	75.00	7	6.60	
			5253B	3.4	8.5	8.0	8.0	7.5	8.0	8.0	8.0	81.60	2	156.60	2	9.30	
			626C	3.2	9.0	8.0	8.5	9.0	8.5	9.0	8.0	83.20	2	239.80	2	7.70	
			407C	3.2	7.5	8.0	7.5	8.0	8.0	8.5	8.5	76.80	5	316.60	4	15.05	
			307C	3.4	7.5	8.0	7.5	7.5	8.0	8.0	7.5	78.20	6	394.80	4	28.65	
			207B	3.6	7.5	7.5	7.0	7.0	6.5	7.0	7.0	75.60	9	470.40	4	57.00	
5	PARISI Hugo	BRA	107B	3.0	9.0	8.5	8.5	8.0	8.5	9.0	8.5	76.50	6	76.50	6	5.10	
			6243D	3.2	6.5	8.0	8.0	8.0	8.5	8.5	8.0	76.80	4	153.30	5	12.60	
			407C	3.2	7.5	7.0	8.0	7.5	8.0	7.5	7.5	72.00	7	225.30	5	22.20	
			207C	3.3	4.5	5.0	5.5	4.5	5.5	5.5	5.5	52.80	11	278.10	6	53.55	
			5253B	3.4	8.5	9.0	8.5	8.5	8.5	8.5	8.5	86.70	4	364.80	6	58.65	
			307C	3.4	8.0	9.0	9.0	9.5	10	9.0	8.5	91.80	3	456.60	5	70.80	
6	FINCHUM Thomas	USA	407C	3.2	7.5	7.0	7.0	7.0	7.5	7.0	8.0	68.80	=9	68.80	=9	12.80	
			107B	3.0	8.0	7.5	8.0	7.0	7.5	7.5	7.5	67.50	8	136.30	10	29.60	
			626C	3.2	7.0	8.0	8.0	8.0	7.5	7.5	7.5	73.60	6	209.90	7	37.60	
			307C	3.4	7.0	8.0	8.0	8.0	7.5	8.0	8.0	81.60	4	291.50	5	40.15	
			207C	3.3	7.5	8.0	7.5	8.0	7.5	8.0	7.5	75.90	7	367.40	5	56.05	
			5253B	3.4	8.5	9.0	9.0	8.5	8.5	8.5	8.5	86.70	5	454.10	6	73.30	

Detailed Results

Resultados Detalhados / Resultados detallados

Rank	Name	NOC Code	Dive No.	DD	Judge's Score							Dive Points	Dive Rank	Total Points	Overall Rank	Points Behind
					J1	J2	J3	J4	J5	J6	J7					
7	DURAN Cassius	BRA	5253C	3.2	8.5	8.5	9.0	8.5	8.5	8.5	9.0	81.60	=1	81.60	=1	
			407C	3.2	7.5	7.5	8.0	7.5	8.0	7.5	8.0	73.60	5	155.20	3	10.70
			207C	3.3	4.5	4.5	4.5	4.5	5.5	6.0	5.0	46.20	11	201.40	8	46.10
			305C	2.7	8.0	7.0	7.5	7.0	7.0	8.0	7.5	59.40	9	260.80	10	70.85
			107B	3.0	9.0	8.5	9.0	9.0	9.0	9.0	9.0	81.00	5	341.80	7	81.65
			6243D	3.2	9.0	8.5	8.5	8.5	8.0	8.0	8.5	81.60	7	423.40	7	104.00
8	McCORMICK Riley	CAN	407C	3.2	7.5	7.5	7.0	7.0	7.0	7.5	7.0	68.80	=9	68.80	=9	12.80
			207C	3.3	6.5	7.5	7.0	7.0	6.0	7.0	6.0	67.65	7	136.45	9	29.45
			626C	3.2	6.5	7.0	6.5	7.0	6.0	6.0	6.0	60.80	9	197.25	10	50.25
			307C	3.4	8.0	5.5	7.0	7.5	6.5	6.5	7.0	69.70	7	266.95	8	64.70
			107B	3.0	8.5	8.0	8.0	7.0	7.5	8.0	7.5	70.50	9	337.45	9	86.00
			5253B	3.4	6.0	7.0	6.5	7.5	7.0	6.5	7.5	69.70	11	407.15	8	120.25
9	ORTEGA SERNA Victor H.	COL	5253B	3.4	8.0	8.0	8.0	7.5	7.5	7.5	8.0	79.90	4	79.90	4	1.70
			107B	3.0	7.0	8.0	8.0	8.0	8.5	8.0	8.5	72.00	6	151.90	6	14.00
			626C	3.2	5.0	5.0	5.0	4.5	4.5	5.0	4.0	46.40	10	198.30	9	49.20
			407C	3.2	7.0	7.0	7.0	7.5	7.5	7.0	7.5	68.80	8	267.10	7	64.55
			207C	3.3	6.5	8.0	7.5	7.5	7.0	7.5	7.5	74.25	8	341.35	8	82.10
			307C	3.4	6.0	6.5	6.0	6.0	6.0	6.5	6.5	62.90	12	404.25	9	123.15
10	BOUDIA David	USA	407C	3.2	8.5	8.5	8.5	8.0	8.5	8.0	8.5	81.60	=1	81.60	=1	
			107B	3.0	7.0	7.5	7.0	7.0	7.0	6.5	7.5	63.00	9	144.60	7	21.30
			626C	3.2	6.0	7.0	6.5	7.0	6.0	7.0	7.0	65.60	8	210.20	6	37.30
			307C	3.4	5.0	5.5	5.0	5.0	5.5	6.0	4.5	52.70	12	262.90	9	68.75
			207B	3.6	4.5	3.5	3.5	4.0	4.0	4.0	5.0	43.20	12	306.10	11	117.35
			5255B	3.8	8.0	7.5	8.5	8.0	8.5	8.0	8.5	93.10	2	399.20	10	128.20
11	TEJADA Gianni	MEX	107B	3.0	6.5	7.0	7.0	6.5	7.0	7.5	8.0	63.00	12	63.00	12	18.60
			626C	3.2	6.0	7.0	6.0	6.0	5.0	6.5	6.0	57.60	10	120.60	11	45.30
			207C	3.3	7.0	7.5	8.0	8.0	7.5	7.5	7.5	74.25	5	194.85	11	52.65
			305C	2.7	7.5	6.5	7.0	7.0	7.5	7.5	7.0	58.05	10	252.90	11	78.75
			407C	3.2	6.5	7.0	6.0	7.0	6.0	7.0	7.0	65.60	10	318.50	10	104.95
			5253B	3.4	7.5	7.5	7.5	7.5	7.5	7.5	7.5	76.50	8	395.00	11	132.40
12	PUPO Jorge Luis	CUB	107B	3.0	7.5	7.5	7.5	7.5	7.0	7.0	7.0	66.00	11	66.00	11	15.60
			407C	3.2	5.5	6.5	5.5	5.5	5.5	5.5	4.5	52.80	12	118.80	12	47.10
			207C	3.3	4.0	4.5	4.5	5.5	4.5	4.5	5.5	44.55	12	163.35	12	84.15
			307C	3.4	7.5	7.0	7.0	7.0	7.5	7.5	7.0	73.10	6	236.45	12	95.20
			6243D	3.2	5.5	6.0	6.5	5.5	6.5	5.0	6.5	57.60	11	294.05	12	129.40
			5253B	3.4	7.0	6.5	7.0	7.0	7.0	7.0	7.5	71.40	10	365.45	12	161.95

Legend:

DD - Degree of Difficulty DNS Did not start DSQ Disqualified No. Number

'=' - Equal sign indicates the same rank by points



Aquatic Centre
Parque Acuático
Parque Aquático

THU 26 JUL 2007
14:30

Diving

Saltos Ornamentales / Clavados

Women's 10m Synchro Platform

Plataforma Sincronizado 10m Femenino / Plataforma Sincronizado 10m Femenino

Final

Final / Final

Panel of Judges

Painel de Juizes / Panel de Jueces

Function	Name	NOC Code
Referee	SEAMAN Kathy	CAN
Assistant Referee	EDSON Luz	BRA
Execution Judges		
E1	BOHEME Andrea	
E2	ALBERTY Osvaldo	
E3	RIOS Maria C.	
E4	LÓPEZ CARREÑO Roberto	
Synchronisation Judges		
S1	McFARLAND Steve	
S2	RUIZ Rolando	
S3	MORNEAU Hélène	
S4	GUEVARA Freddy Jose	
S5	LINDBERG Mathz	
Alternate Judge	MILLAR Gloria	

Legend:

TDC - FINA Technical Diving Committee



Aquatic Centre
Parque Acuático
Parque Aquático

THU 26 JUL 2007
14:30

Diving

Saltos Ornamentais / Clavados

Women's 10m Synchro Platform

Plataforma Sincronizado 10m Femenino / Plataforma Sincronizado 10m Femenino

Final

Final / Final

Results

Resultados / Resultados

Rank	Name	NOC Code	Total Points	Points Behind
1	HEYMANS Emilie MARLEAU Marie-Eve	CAN	327.30	
2	ESPINOSA Paola ORTIZ GALICIA Tatiana	MEX	325.14	2.16
3	ISHIMATSU Haley DUNNICHAY Mary Beth	USA	297.54	29.76
4	MENA Yaima Rosario ORTIZ Yolanda	CUB	266.49	60.81
5	WINKLER Evelyn SAE Milena	BRA	265.95	61.35

Legend:

DNS Did not start DSQ Disqualified

Detailed Results

Resultados Detalhados / Resultados detallados

Rank	Name	NOC Code	Dive No.	DD	Judge's Score										Dive Points	Dive Rank	Total Points	Overall Rank	Points Behind
					E1	E2	E3	E4	S1	S2	S3	S4	S5						
1	HEYMANS Emilie MARLEAU Marie-Eve	CAN	101B	2.0	8.5	8.5	8.5	8.0	9.0	9.0	9.0	9.0	9.0	9.0	52.80	1	52.80	1	
			401B	2.0	8.5	8.5	8.5	8.0	8.5	8.5	9.0	9.0	8.0	51.60	1	104.40	1		
			407C	3.2	6.5	6.0	7.0	6.5	7.5	7.5	7.5	8.0	8.5	69.12	2	173.52	1		
			207C	3.3	7.0	7.0	6.5	7.0	8.0	8.0	8.0	8.0	8.0	75.24	1	248.76	1		
			5253B	3.4	8.0	7.5	5.0	7.5	8.0	7.5	7.5	8.0	8.5	78.54	2	327.30	1		
2	ESPINOSA Paola ORTIZ GALICIA Tatiana	MEX	101B	2.0	7.5	7.5	8.0	9.0	8.0	8.5	8.5	8.0	8.0	48.00	3	48.00	3	4.80	
			401B	2.0	7.5	8.0	9.0	9.0	8.0	8.5	8.0	8.5	8.5	50.40	2	98.40	2	6.00	
			407C	3.2	7.5	7.0	8.0	8.0	7.5	8.0	7.5	8.0	7.0	73.92	1	172.32	2	1.20	
			207C	3.3	7.0	7.0	7.0	7.0	7.5	8.0	7.5	8.0	7.5	73.26	2	245.58	2	3.18	
			5253B	3.4	7.0	6.5	8.0	8.0	8.0	8.0	8.0	8.0	8.5	79.56	1	325.14	2	2.16	
3	ISHIMATSU Haley DUNNICHAY Mary Beth	USA	103B	2.0	8.0	8.0	9.0	8.5	8.5	9.0	8.5	9.0	9.0	51.60	2	51.60	2	1.20	
			301B	2.0	7.0	6.0	7.0	7.5	6.5	7.0	7.5	7.0	7.0	42.00	5	93.60	3	10.80	
			107B	3.0	7.5	7.5	8.0	7.0	7.5	7.0	7.5	7.5	7.5	67.50	3	161.10	3	12.42	
			407C	3.2	6.0	5.0	7.5	7.5	7.5	7.5	7.5	7.5	7.5	69.12	3	230.22	3	18.54	
			5253B	3.4	5.5	6.0	6.0	5.5	7.5	6.0	7.0	7.0	7.5	67.32	3	297.54	3	29.76	
4	MENA Yaima Rosario ORTIZ Yolanda	CUB	103B	2.0	7.0	7.0	7.0	7.5	8.0	8.0	7.5	7.5	8.0	45.00	5	45.00	5	7.80	
			301B	2.0	7.0	8.0	8.5	7.5	7.5	8.0	8.0	8.0	7.5	46.80	3	91.80	4	12.60	
			5152B	2.9	7.5	7.0	7.5	7.0	7.5	7.5	7.5	8.0	8.0	65.25	4	157.05	4	16.47	
			405B	2.8	5.0	5.5	7.0	6.5	5.0	6.0	5.0	5.5	3.0	46.20	5	203.25	4	45.51	
			5253B	3.4	4.5	5.0	6.5	6.0	7.0	7.0	6.5	6.5	4.0	63.24	5	266.49	4	60.81	
5	WINKLER Evelyn SAE Milena	BRA	403B	2.0	7.0	7.0	8.0	8.0	7.5	7.0	8.0	8.0	7.5	45.60	4	45.60	4	7.20	
			103B	2.0	6.5	6.5	7.5	8.0	8.0	7.5	7.0	8.0	7.5	44.40	4	90.00	5	14.40	
			5251B	2.6	4.5	5.0	6.5	7.0	8.0	7.0	7.0	8.0	8.0	53.82	5	143.82	5	29.70	
			205B	2.9	6.5	6.5	5.0	5.0	7.5	7.5	7.5	6.5	7.0	58.29	4	202.11	5	46.65	
			405B	2.8	6.5	5.5	7.5	8.0	8.0	8.0	8.0	8.5	8.0	63.84	4	265.95	5	61.35	

Legend:

DD Degree of Difficulty E Execution Judge S Synchronization Judge '=' Equal sign indicates the same rank by dive points



Aquatic Centre
Parque Acuático
Parque Acuático

FRI 27 JUL 2007
14:30

Diving

Saltos Ornamentales / Clavados

Men's 10m Synchro Platform

Plataforma Sincronizado 10m Maculino / Plataforma Sincronizado 10m Maculino

Final

Final / Final

Panel of Judges

Painel de Juizes / Panel de Jueces

Function	Name	NOC Code
Referee	LUZ Edson	BRA
Assistant Referee	RIOS Maria C.	COL
Execution Judges		
E1	MILLAR Gloria	
E2	ALBERTY Osvaldo	
E3	BOHEME Andrea	
E4	LÓPEZ CARREÑO Roberto	
Synchronisation Judges		
S1	McFARLAND Steve	
S2	RUIZ Rolando	
S3	MORNEAU Hélène	
S4	GUEVARA Freddy Jose	
S5	LINDBERG Mathz	
Alternate Judge	ESTEVEZ Jesus	

Legend:

TDC - FINA Technical Diving Committee



Aquatic Centre
Parque Acuático
Parque Aquático

FRI 27 JUL 2007
14:30

Diving

Saltos Ornamentales / Clavados

Men's 10m Synchro Platform

Plataforma Sincronizado 10m Maculino / Plataforma Sincronizado 10m Maculino

Final

Final / Final

Results

Resultados / Resultados

Rank	Name	NOC Code	Total Points	Points Behind
1	BOUDIA David FINCHUM Thomas	USA	437.64	
2	FORNARIS Erick GUERRA Jose Antonio	CUB	421.92	15.72
3	URAN SALAZAR Juan G. Uran ORTEGA SERNA Victor H. Ortega	COL	416.10	21.54
4	DURAN Cassius PARISI Hugo	BRA	415.41	22.23
5	ROSS Reuben McCORMICK Riley	CAN	401.73	35.91
6	CASTILLO Yahel PACHECO MARRUFO Rommel	MEX	395.46	42.18

Legend:

DNS Did not start DSQ Disqualified

Detailed Results

Resultados Detalhados / Resultados detallados

Rank	Name	NOC Code	Dive No.	DD	Judge's Score										Dive Points	Dive Rank	Total Points	Overall Rank	Points Behind
					E1	E2	E3	E4	S1	S2	S3	S4	S5						
1	BOUDIA David FINCHUM Thomas	USA	103B	2.0	9.0	9.0	8.5	8.0	9.0	9.0	8.5	8.5	9.0	52.80	2	52.80	2	0.60	
			401B	2.0	8.5	8.5	8.5	8.0	8.5	8.5	8.0	8.5	7.5	50.40	=5	103.20	=2	1.20	
			5253B	3.4	8.5	8.5	8.0	7.5	8.5	8.5	8.5	8.0	9.0	85.68	1	188.88	1		
			307C	3.4	8.0	7.5	8.5	8.0	8.5	8.5	8.0	8.5	8.0	83.64	2	272.52	1		
			407C	3.2	8.5	7.5	7.5	7.0	8.0	7.5	7.5	8.0	8.5	73.92	3	346.44	1		
			5255B	3.8	8.0	6.5	8.0	7.5	8.5	8.0	7.5	8.0	8.5	91.20	1	437.64	1		
2	FORNARIS Erick GUERRA Jose Antonio	CUB	401B	2.0	9.0	9.0	8.0	8.0	8.5	9.0	8.0	8.0	8.5	50.40	=4	50.40	=4	3.00	
			103B	2.0	8.5	9.5	8.5	8.0	9.0	9.0	8.5	8.5	9.0	52.20	3	102.60	4	1.80	
			107B	3.0	8.5	9.0	8.5	7.5	7.5	8.5	8.0	7.5	8.0	72.90	5	175.50	5	13.38	
			5253B	3.4	9.0	9.0	8.5	7.5	7.5	8.0	8.0	8.5	8.0	84.66	1	260.16	2	12.36	
			307C	3.4	8.0	7.0	6.5	7.0	8.5	8.0	8.5	8.0	8.0	78.54	2	338.70	3	7.74	
			5255B	3.8	8.5	8.5	6.5	7.5	7.0	7.5	6.5	6.5	7.0	83.22	3	421.92	2	15.72	
3	URAN SALAZAR Juan G. Uran ORTEGA SERNA Victor H. Ortega	COL	403B	2.0	8.0	7.5	8.0	8.5	8.0	8.0	8.0	8.0	8.0	48.00	6	48.00	6	5.40	
			301B	2.0	8.5	9.0	8.5	8.0	9.0	9.5	9.5	8.5	8.5	52.80	=1	100.80	6	3.60	
			5253B	3.4	8.5	8.0	8.0	7.5	8.0	8.0	7.0	7.0	7.0	77.52	2	178.32	4	10.56	
			407C	3.2	8.0	7.5	8.5	8.0	8.5	7.5	7.5	8.5	8.5	77.76	3	256.08	3	16.44	
			207C	3.3	6.5	4.5	8.0	8.0	7.5	7.0	7.0	7.0	7.5	71.28	6	327.36	4	19.08	
			307C	3.4	8.5	8.5	9.0	8.0	9.0	8.5	8.5	9.0	9.0	88.74	2	416.10	3	21.54	
4	DURAN Cassius PARISI Hugo	BRA	101B	2.0	9.0	8.5	9.0	8.0	8.5	9.0	9.0	9.5	9.0	53.40	1	53.40	1		
			401B	2.0	8.5	8.0	8.5	8.5	8.0	8.5	8.5	8.5	8.5	51.00	4	104.40	1		
			107B	3.0	8.0	8.5	8.5	8.0	8.5	8.5	8.5	9.0	9.0	76.50	=3	180.90	2	7.98	
			407C	3.2	8.0	8.0	8.0	7.5	7.5	7.0	7.5	8.0	8.0	74.88	4	255.78	4	16.74	
			207C	3.3	8.0	8.5	9.0	8.0	8.5	8.0	8.5	9.0	9.0	84.15	1	339.93	2	6.51	
			5253B	3.4	7.0	6.5	8.5	8.0	7.5	7.0	7.5	7.0	7.5	75.48	6	415.41	4	22.23	
5	ROSS Reuben McCORMICK Riley	CAN	101B	2.0	8.5	8.0	8.5	8.5	8.5	8.0	8.5	9.5	8.0	50.40	=4	50.40	=4	3.00	
			401B	2.0	9.0	8.5	9.0	8.5	8.5	9.0	8.5	9.5	9.0	52.80	=1	103.20	=2	1.20	
			107B	3.0	8.5	8.5	8.5	8.5	8.5	8.5	8.5	8.5	8.5	76.50	=3	179.70	3	9.18	
			407C	3.2	8.0	7.5	7.5	7.0	7.0	7.0	6.5	7.0	6.5	68.16	6	247.86	5	24.66	
			207C	3.3	7.0	6.5	8.0	7.0	7.5	7.5	7.5	7.5	8.0	72.27	5	320.13	5	26.31	
			5253B	3.4	8.0	8.0	8.5	7.0	8.0	8.0	8.0	8.0	8.0	81.60	=4	401.73	5	35.91	
6	CASTILLO Yahel PACHECO MARRUFO Rommel	MEX	401B	2.0	8.5	8.0	8.5	9.0	8.0	8.5	9.0	9.0	8.5	51.60	3	51.60	3	1.80	
			103B	2.0	9.0	8.5	9.0	9.0	8.0	8.5	8.5	7.5	7.5	50.40	=5	102.00	5	2.40	
			107B	3.0	7.5	7.5	8.0	8.5	7.0	7.0	7.0	8.0	7.5	66.60	6	168.60	6	20.28	
			407C	3.2	8.0	8.0	8.5	8.5	7.5	7.0	7.0	7.0	7.0	72.00	5	240.60	6	31.92	
			207C	3.3	7.0	7.0	6.5	7.0	8.0	7.5	8.0	7.5	7.5	73.26	4	313.86	6	32.58	
			5253B	3.4	8.0	7.5	8.0	8.5	8.0	8.0	8.0	8.5	8.0	81.60	=4	395.46	6	42.18	

Legend:

DD Degree of Difficulty E Execution Judge S Synchronization Judge '=' Equal sign indicates the same rank by dive points

Hipismo
Ecuestre
Equestrian



As of 20 JUL 2007

NOC Code	Rider No.	Rider	Date of Birth	Gender	Horse No.	Horse	Year of Birth	Sex	Colour	Breed	Passport Number	Sire	Owner	Groom
ARG	23	CHIARA VIEYRA Juan Mariano	19 MAR 1976	M	38	VARADERO	1992	GD	BA		ARG00620	PUJANTE	EJERCITO ARGENTINO	DELGADO
ARG	21	CORNEJO Martin	13 AUG 1976	M	42	VIEJO NACHO	1995	GD	BA		ARG40582		JUAN C. CANDISANO	POGONZA
ARG		DOMINGUEZ SILVA Fernando	31 OCT 1975	M	35	REMONTA APICHONADO	1993	GD	CH		ARG00717	RESTAURADOR	EJERCITO ARGENTINO	PORRAS
ARG	1	GRAZZINI Rodolfo	21 OCT 1974	M	37	REMONTA DESERTORA	1996	MA	BA		ARG40397	S/A	EJERCITO ARGENTINO	PILONI
ARG	16	ORTELLI Jose Luis	11 DEC 1983	M	47	JOS ALADAR	1998	GD	BA		ARG00823		JOSE LUIS ORTELLI	ALBINO
ARG	7	SCHURLEIN Gustavo Jorge	23 APR 1979	M	40	REMONTA DESIDIA	1996	MA	DB		ARG00994	QUALOUBEY III		SANABRIA
BRA	5	FOFANOFF Serguei	12 NOV 1968	M	61	EKUS TW	1997	GD	GR	AA	BRA01699	DIAPASON DESIGAVES	PAULO MAXIMINIANO	LIMA GOMES
BRA	11	GUERREIRO Renan	13 MAR 1985	M	62	RODIZIO AA	1994	ST	CH	AA	BRA01479	AKSAN NA	ALMIR DE ANDRADE	GOMES DE ALMEIDA
BRA	4	PARO Andre	07 APR 1975	M	63	LAND HEIR	1994	GD	BA	BH	BRA01491	LANDHITTER	NAIME-ANTONIO PARO	DA SILVA
BRA	27	PARO Carlos	05 JUN 1979	M	57	POLITICAL MANDATE	1994	GD	BA	ISH	GBR10344	POLITICAL MERGER	ANNABEL LOGUT	MARTINS
BRA	20	SALGADO Fabricio	28 NOV 1978	M	59	BUTTERFLY	1995	MA	CH	BH	BRA01795		VITORIA RABELLO NOLLI	DIOGO
BRA	13	TRISTAO Saulo	15 AUG 1988	M	60	TOTSIE	1998	MA	BA	BH	BRA02027	JUSALEM	LÉA TRISTAO	NUNES
CAN	3	CARTER Kyle	08 JAN 1969	M	76	MADISON PARK	1998	GD	BA	TB	USA10528		KYLE CARTER	WINTON
CAN	19	DONNELLY Sandra	26 SEP 1969	W	75	BUENOS AIRES	1997	GD	BA		CAN02504	BAJAZZO	SANDRA DANNELLY	BIERI
CAN	12	PHOENIX Jessica	16 OCT 1983	W	78	EXPLORING	1997	GD	BA	TB	CAN02372	DISCOVER	JESSICA FERGUSON	BARRY
CAN	10	ROBERTS Waylon	22 OCT 1988	M	77	PALEFACE	1995	GD	BL		CAN02129	COOL HALO	S. KELLY PLITZ	ANDRESEN
CAN	26	WINTER Mike	16 AUG 1974	M	74	KINGPIN	1996	GD	CH	ISH	USA09548		KINGPIN SYNDICATE	HUGHES
CHI	17	ITURRIAGA Sergio	03 AUG 1974	M	51	LAGO RUPANCO	1997	GD	CH		CHI00384	QUERINAL DES VENTES	EJERCITO CHILE	
CHI	24	MARTINEZ Felipe	16 MAY 1979	M	53	NAVIDENO	2000	GD	BA	HOLS	CHI40006		EJERCITO DE CHILE	
CHI	8	STANGHER Ricardo	17 MAY 1969	M	52	LITERAL	1997	GD	BA		CHI00457		ALEJANDRA DOMINGUEZ	
JAM	15	ALBERT Samantha	31 MAY 1971	W	58	BEFORE I DO IT	1995	MA	CH		JAM00025		MB KAHIE RIMAN	HYSLOP
URU	14	QUINTANA VALERIO Alejandro	11 SEP 1965	M	34	S.V.R. QUETZAL	1999	GD	BA		URU40002		EDISON QUINTANA	NUNEZ
USA	18	BRADLEY Stephen	26 JAN 1962	M	71	FROM	1993	GD	BA		FIN01004	MIF	STEPHEN BRADLY	PARKER
USA	6	CHIACCHIA Darren	18 AUG 1964	M	69	BETTER I DO IT	1993	GD	BA		ARG40582		JUAN C. CANDISANO	
USA	22	DEAN Mara	30 JUL 1973	W	68	NICKI HENLEY	1995	GD	BA		USA08191		WILLOW BEND	HILL
USA	25	DUTTON Phillip	13 SEP 1963	M	72	TRULUCK	1997	GD	BA	TB	USA09178	MAHA BABA	ANN L. JONES	
USA	9	MILES Gina	27 NOV 1973	W	73	MCKINLAIGH	1994	GD	CH		USA07639	HIGHLAND KING	GINA AND OSTIN MILES	WILLIAMS
USA	2	O'CONNOR Karen	17 FEB 1958	W	70	THEODORE O'CONNOR	1995	GD	CH	TB	USA09663	THEODORE	THE THEODORO	CORCORAN

As of 20 JUL 2007

Legend:

Rider	Gender: M Man	W Woman					
Horse	Sex: GD Gelding	MA Mare	ST Stallion				
	Colour: AP Appaloosa	BA Bay	BL Black	CH Chestnut			
	DB Dark Bay	DU Dun	GR Grey	PA Palomino			
	SB Skewbald	CR Cream	DC Dark Chestnut	DG Dark Grey			
	LB Light Bay	LC Light Chestnut	RO Roan	ST Strawberry			
Breed:	AA Anglo-Arab	AK Akhal-Teke					
	APP Appaloosa	AQHA Quarter Horse					
	ARAB Arab	AWR American Warmblood					
	BADW Pferdezuchtverband Baden-Wurtemberg	BAVA Bayern					
	BH Brazil	BRAN Landespferdezuchtverband Berlin-Brandenburg					
	BWP Belgisch Warmbloedpaard	BWS British Warmblood					
	CHP Schweizerischer Pfedezuchtverband	DWB Danish Warmblood					
	FM Franches-Montagnes	FWB Finnish Warmblood					
	HAFI Haflinger	HANN Hannover					
	HESS Hessen	HOLS Holsteiner Pferdes					
	ISH Irish Sport Horse	ISL Islander					
	KFPS Frison	KLAD Kladruber					
	KWPN Koninklijk Warmbloed Paardenstamboek Nederland	LUS Lusitanien					
	MECK Mecklenburg-Vorpommern	NLWB Dutch Warmblood					
	NRPS Nederlands Rijpaarden en Pony Stamboek	NWB Norwegian Warmblood					
	NZSH New Zealand Horse Sport	OLDB Oldenburger					
	RHN Rheinisches Pferdestammbuch	SACH Pferdezuchtverband Sachsen					
	SBS Cheval de Sport Belge	SCSL Cheval de Selle Luxembourgeois					
	SF Selle Francais	SI Selle Italien					
	SWB Swedish Warmblood	TB Thoroughbred					
	TRAK Trakehner	UKN Unknown					
	WEST Westfalen	ZANG Zangersheide					
	ZFDP Deutsche Pferde	ZWBR Pferdezuchtverband Rheinland-Pfalz-Saar					
	RARG Remonta ARG	SP Sangre Pura					
	SARG Silla ARG	WB Warmblood					

Note:
All changes are available in INFO

Results

Resultados / Resultados

Ground Jury: E - YOUNG Jo (CAN)

C - ROYCROFT Barry (AUS), President

M - ROHR-CICUREL Janine (ARG)

Rank	NOC	Rider No	Rider	Horse	E (Rk)	C (Rk)	M (Rk)	Total Penalties
1	USA - UNITED STATES of AMERICA							143.40
		2	O'CONNOR Karen	THEODORE O'CONNOR	70.42 (2)	68.33 (3)	67.08 (4)	# 47.10
		9	MILES Gina	MCKINLAIGH	64.58 (10)	60.42 (11)	62.50 (13)	56.30
		18	BRADLEY Stephen	FROM	68.33 (5)	69.58 (2)	69.17 (2)	# 46.50
		25	DUTTON Phillip	TRULUCK	69.58 (3)	65.42 (6)	65.42 (8)	# 49.80
2	CAN - CANADA							159.90
		3	CARTER Kyle	MADISON PARK	63.33 (11)	59.17 (14)	65.00 (9)	# 56.30
		10	ROBERTS Waylon	PALEFACE	60.42 (16)	55.00 (24)	58.75 (22)	62.90
		19	DONNELLY Sandra	BUENOS AIRES	65.42 (8)	64.17 (9)	67.08 (4)	# 51.70
		26	WINTER Mike	KINGPIN	65.42 (8)	64.58 (8)	66.25 (7)	# 51.90
3	BRA - BRASIL							173.20
		4	PARO Andre	LAND HEIR	62.50 (13)	58.75 (15)	63.33 (11)	# 57.70
		11	GUERREIRO Renan	RODIZIO AA	57.08 (20)	56.67 (20)	61.67 (17)	62.30
		20	SALGADO Fabricio	BUTTERFLY	58.75 (18)	56.67 (20)	61.67 (17)	# 61.50
		27	PARO Carlos	POLITICAL MANDATE	61.25 (15)	65.83 (4)	65.00 (9)	# 54.00
4	ARG - ARGENTINA							178.00
		1	GRAZZINI Rodolfo	REMONTA DESERTORA	61.67 (14)	57.92 (16)	62.50 (13)	# 59.00
		7	SCHURLEIN Gustavo Jorge	REMONTA DESIDIA	50.42 (26)	52.50 (26)	52.50 (26)	72.30
		16	ORTELLI Jose Luis	JOS ALADAR	62.92 (12)	61.25 (10)	62.92 (12)	# 56.50
		23	CHIARA VIEYRA Juan Mariano	VARADERO	55.00 (24)	57.50 (18)	62.50 (13)	# 62.50
5	CHI - CHILE							1128.90
		8	STANGHER Ricardo	LITERAL				# 1000.00
		17	ITURRIAGA Sergio	LAGO RUPANCO	57.50 (19)	56.67 (20)	58.75 (22)	# 63.50
		24	MARTINEZ Felipe	NAVIDENO	52.08 (25)	57.92 (16)	59.17 (21)	# 65.40

Legend:

EL	Eliminated	Rk	Rank
RT	Retired	WD	Withdrawn
#	Indicates that points do not count in team total		

Results

Resultados / Resultados

Ground Jury: E - YOUNG Jo (CAN)

C - ROYCROFT Barry (AUS), President

M - ROHR-CICUREL Janine (ARG)

Rank	NOC Code	Rider No	Rider	Horse	E (Rk)	C (Rk)	M (Rk)	%Score	Penalty Points
1	USA	22	DEAN Mara	NICKI HENLEY	71.25 (1)	75.00 (1)	73.33 (1)	73.19	40.20
2	USA	18 T	BRADLEY Stephen	FROM	68.33 (5)	69.58 (2)	69.17 (2)	69.03	46.50
3	USA	2 T	O'CONNOR Karen	THEODORE O'CONNOR	70.42 (2)	68.33 (3)	67.08 (4)	68.61	47.10
4	USA	6	CHIACCHIA Darren	BETTER I DO IT	68.75 (4)	65.42 (6)	67.08 (4)	67.08	49.40
5	USA	25 T	DUTTON Phillip	TRULUCK	69.58 (3)	65.42 (6)	65.42 (8)	66.81	49.80
6	JAM	15	ALBERT Samantha	BEFORE I DO IT	66.25 (7)	65.83 (4)	67.50 (3)	66.53	50.20
7	CAN	19 T	DONNELLY Sandra	BUENOS AIRES	65.42 (8)	64.17 (9)	67.08 (4)	65.56	51.70
8	CAN	26 T	WINTER Mike	KINGPIN	65.42 (8)	64.58 (8)	66.25 (7)	65.42	51.90
9	BRA	27 T	PARO Carlos	POLITICAL MANDATE	61.25 (15)	65.83 (4)	65.00 (9)	64.03	54.00
10	CAN	12	PHOENIX Jessica	EXPLORING	68.33 (5)	60.00 (13)	62.08 (16)	63.47	54.80
11	CAN	3 T	CARTER Kyle	MADISON PARK	63.33 (11)	59.17 (14)	65.00 (9)	62.50	56.30
11	USA	9 T	MILES Gina	MCKINLAIGH	64.58 (10)	60.42 (11)	62.50 (13)	62.50	56.30
13	ARG	16 T	ORTELLI Jose Luis	JOS ALADAR	62.92 (12)	61.25 (10)	62.92 (12)	62.36	56.50
14	BRA	4 T	PARO Andre	LAND HEIR	62.50 (13)	58.75 (15)	63.33 (11)	61.53	57.70
15	ARG	1 T	GRAZZINI Rodolfo	REMONTA DESERTORA	61.67 (14)	57.92 (16)	62.50 (13)	60.70	59.00
16	URU	14	QUINTANA VALERIO Alejandro	S.V.R. QUETZAL	59.58 (17)	60.42 (11)	60.42 (19)	60.14	59.80
17	BRA	20 T	SALGADO Fabricio	BUTTERFLY	58.75 (18)	56.67 (20)	61.67 (17)	59.03	61.50
18	BRA	11 T	GUERREIRO Renan	RODIZIO AA	57.08 (20)	56.67 (20)	61.67 (17)	58.47	62.30
19	ARG	23 T	CHIARA VIEYRA Juan Mariano	VARADERO	55.00 (24)	57.50 (18)	62.50 (13)	58.33	62.50
20	BRA	5	FOFANOFF Serguei	EKUS TW	57.08 (20)	57.50 (18)	60.00 (20)	58.19	62.70
21	CAN	10 T	ROBERTS Waylon	PALEFACE	60.42 (16)	55.00 (24)	58.75 (22)	58.06	62.90
22	CHI	17 T	ITURRIAGA Sergio	LAGO RUPANCO	57.50 (19)	56.67 (20)	58.75 (22)	57.64	63.50
23	CHI	24 T	MARTINEZ Felipe	NAVIDENO	52.08 (25)	57.92 (16)	59.17 (21)	56.39	65.40
24	BRA	13	TRISTAO Saulo	TOTSIE	57.08 (20)	54.58 (25)	56.67 (24)	56.11	65.80
24	ARG	21	CORNEJO Martin	VIEJO NACHO	55.42 (23)	56.67 (20)	56.25 (25)	56.11	65.80
26	ARG	7 T	SCHURLEIN Gustavo Jorge	REMONTA DESIDIA	50.42 (26)	52.50 (26)	52.50 (26)	51.81	72.30
	CHI	8 T	STANGHER Ricardo	LITERAL	RT	RT	RT		1000.00

Legend:

EL	Eliminated	Rk	Rank
RT	Retired	T	Team Indicator
WD	Withdrawn		

Results

Resultados / Resultados

Ground Jury: ROYCROFT Barry (AUS), President

ROHR-CICUREL Janine (ARG)

YOUNG Jo (CAN)

Cross Country Test Specifications	
Distance	5700 metres
Speed	570 metres/minute
Time Allowed	10:00 minutes
Time Limit	20:00 minutes
Interval Between Horses	5:00 minutes
Obstacles	41

Rank	NOC	Rider No	Rider	Horse	Dressage		--- Cross Country ---			After Cross Country	
					Pen	Rk	Time	J/Pen	T/Pen		
1	USA - UNITED STATES of AMERICA				143.40	(1)				154.80	
		2	O'CONNOR Karen	THEODORE O'CONNOR	47.10	#	10:04	-	1.60	#	48.70
		9	MILES Gina	MCKINLAIGH	56.30		09:26	-	-	#	56.30
		18	BRADLEY Stephen	FROM	46.50	#	10:06	20	2.40		68.90
		25	DUTTON Phillip	TRULUCK	49.80	#	09:54	-	-	#	49.80
2	CAN - CANADA				159.90	(2)				177.10	
		3	CARTER Kyle	MADISON PARK	56.30	#	09:49	-	-	#	56.30
		10	ROBERTS Waylon	PALEFACE	62.90		09:56	-	-	#	62.90
		19	DONNELLY Sandra	BUENOS AIRES	51.70	#	10:25	-	10.00	#	61.70
		26	WINTER Mike	KINGPIN	51.90	#	10:18	-	7.20	#	59.10
3	BRA - BRASIL				173.20	(3)				192.60	
		4	PARO Andre	LAND HEIR	57.70	#	11:13	20	29.20		106.90
		11	GUERREIRO Renan	RODIZIO AA	62.30		10:16	-	6.40	#	68.70
		20	SALGADO Fabricio	BUTTERFLY	61.50	#	09:56	-	-	#	61.50
		27	PARO Carlos	POLITICAL MANDATE	54.00	#	10:21	-	8.40	#	62.40
4	CHI - CHILE				1128.90	(5)				1418.50	
		8	STANGHER Ricardo	LITERAL	RT	#				#	1000.00
		17	ITURRIAGA Sergio	LAGO RUPANCO	63.50	#	11:53	65	45.20	#	173.70
		24	MARTINEZ Felipe	NAVIDENO	65.40	#	12:16	125	54.40	#	244.80
5	ARG - ARGENTINA				178.00	(4)				2137.70	
		1	GRAZZINI Rodolfo	REMONTA DESERTORA	59.00	#	EL			#	1000.00
		7	SCHURLEIN Gustavo Jorge	REMONTA DESIDIA	72.30		EL			#	1000.00
		16	ORTELLI Jose Luis	JOS ALADAR	56.50	#	EL				1000.00
		23	CHIARA VIEYRA Juan Mariano	VARADERO	62.50	#	13:08	-	75.20	#	137.70

Note:
1000 penalty points are awarded to any team competitor not completing competition (WD, RT or EL)

Legend:

EL	Eliminated	J/Pen	Jump Penalty
Pen	Penalties	Rk	Rank
RT	Retired	T/Pen	Time Penalty
WD	Withdrawn	#	Indicates that points do not count in team total

Results

Resultados / Resultados

Ground Jury: ROYCROFT Barry (AUS), President

ROHR-CICUREL Janine (ARG)

YOUNG Jo (CAN)

Cross Country Test Specifications	
Distance	5700 metres
Speed	570 metres/minute
Time Allowed	10:00 minutes
Time Limit	20:00 minutes
Interval Between Horses	6:00 minutes
Obstacles (efforts)	27 (41)

Rank	NOC Code	Rider No	Rider	Horse	Dressage		--- Cross Country ---			After Cross Country
					Pen	Rk	Time	J/Pen	T/Pen	
1	USA	2	T O'CONNOR Karen	THEODORE O'CONNOR	47.10	(3)	10:04	-	1.60	48.70
2	USA	25	T DUTTON Phillip	TRULUCK	49.80	(5)	09:54	-	-	49.80
3	USA	6	CHIACCHIA Darren	BETTER I DO IT	49.40	(4)	10:02	-	0.80	50.20
4	CAN	3	T CARTER Kyle	MADISON PARK	56.30	(11)	09:49	-	-	56.30
4	USA	9	T MILES Gina	MCKINLAIGH	56.30	(11)	09:26	-	-	56.30
6	JAM	15	ALBERT Samantha	BEFORE I DO IT	50.20	(6)	10:18	-	7.20	57.40
7	CAN	26	T WINTER Mike	KINGPIN	51.90	(8)	10:18	-	7.20	59.10
8	BRA	20	T SALGADO Fabricio	BUTTERFLY	61.50	(17)	09:56	-	-	61.50
9	CAN	19	T DONNELLY Sandra	BUENOS AIRES	51.70	(7)	10:25	-	10.00	61.70
10	BRA	27	T PARO Carlos	POLITICAL MANDATE	54.00	(9)	10:21	-	8.40	62.40
11	CAN	10	T ROBERTS Waylon	PALEFACE	62.90	(21)	09:56	-	-	62.90
12	BRA	11	T GUERREIRO Renan	RODIZIO AA	62.30	(18)	10:16	-	6.40	68.70
13	USA	18	T BRADLEY Stephen	FROM	46.50	(2)	10:06	20	2.40	68.90
14	BRA	13	TRISTAO Saulo	TOTSIE	65.80	(24)	10:21	-	8.40	74.20
15	CAN	12	PHOENIX Jessica	EXPLORING	54.80	(10)	09:56	20	-	74.80
16	BRA	5	FOFANOFF Serguei	EKUS TW	62.70	(20)	10:35	-	14.00	76.70
17	BRA	4	T PARO Andre	LAND HEIR	57.70	(14)	11:13	20	29.20	106.90
18	ARG	23	T CHIARA VIEYRA Juan Mariano	VARADERO	62.50	(19)	13:08	-	75.20	137.70
19	CHI	17	T ITURRIAGA Sergio	LAGO RUPANCO	63.50	(22)	11:53	65	45.20	173.70
20	ARG	21	CORNEJO Martin	VIEJO NACHO	65.80	(24)	11:24	80	33.60	179.40
21	CHI	24	T MARTINEZ Felipe	NAVIDENO	65.40	(23)	12:16	125	54.40	244.80
	USA	22	DEAN Mara	NICKI HENLEY	40.20	(1)	RT			RT
	ARG	1	T GRAZZINI Rodolfo	REMONTA DESERTORA	59.00	(15)	EL			EL
	ARG	7	T SCHURLEIN Gustavo Jorge	REMONTA DESIDIA	72.30	(26)	EL			EL
	ARG	16	T ORTELLI Jose Luis	JOS ALADAR	56.50	(13)	EL			EL
	URU	14	QUINTANA VALERIO Alejandro	S.V.R. QUETZAL	59.80	(16)	EL			EL
	CHI	8	T STANGHER Ricardo	LITERAL			RT			RT

Legend:

EL	Eliminated	J/Pen	Jump Penalty
Pen	Penalties	Rk	Rank
RT	Retired	T	Team Indicator
T/Pen	Time Penalty	WD	Withdrawn



National Equestrian Center
Centro Nacional de Hipismo
Centro Nacional de Hipismo

21 JUL 2007
10:00

Equestrian
Ecuestre / Hipismo

Eventing
Concurso Completo / Concurso Completo

Cross Country
Cross Country / Cross Country

Cross Country Fence Analysis

Análisis Vallas - Cross Country / Análise Obstáculos Cross Country

Ground Jury: ROYCROFT Barry (AUS), President

ROHR-CICUREL Janine (ARG)

YOUNG Jo (CAN)

Rider No.	NOC Code	Rider Horse	1	2	3A	3B	4	5	6	7A	7B	7C	8	9	10	11	12	13	14A	14B	15	16A	16B	16C	17	18	19A	Total
			19B	19C	20A	20B	20C	21	22A	22B	23A	23B	24A	24B	25	26A	26B	27										
1	ARG	GRAZZINI Rodolfo REMONTA DESERTORA	-	-	-	-	-	-	-	-	-	-	-	-	-	-	-	-	-	-	-	-	-	-	-	-	-	EL
2	USA	O'CONNOR Karen THEODORE O'CONNOR	-	-	-	-	-	-	-	-	-	-	-	-	-	-	-	-	-	-	-	-	-	-	-	-	-	0
3	CAN	CARTER Kyle MADISON PARK	-	-	-	-	-	-	-	-	-	-	-	-	-	-	-	-	-	-	-	-	-	-	-	-	-	0
4	BRA	PARO Andre LAND HEIR	-	-	-	-	R	-	-	-	-	-	-	-	-	-	-	-	-	-	-	-	-	-	-	-	-	20
5	BRA	FOFANOFF Serguei EKUS TW	-	-	-	-	-	-	-	-	-	-	-	-	-	-	-	-	-	-	-	-	-	-	-	-	-	0
6	USA	CHIACCHIA Darren BETTER I DO IT	-	-	-	-	-	-	-	-	-	-	-	-	-	-	-	-	-	-	-	-	-	-	-	-	-	0
7	ARG	SCHURLEIN Gustavo Jorge REMONTA DESIDIA	-	-	-	-	-	-	-	-	-	-	-	-	-	-	-	-	-	-	-	-	-	-	-	-	-	EL
9	USA	MILES Gina MCKINLAIGH	-	-	-	-	-	-	-	-	-	-	-	-	-	-	-	-	-	-	-	-	-	-	-	-	-	0
10	CAN	ROBERTS Waylon PALEFACE	-	-	-	-	-	-	-	-	-	-	-	-	-	-	-	-	-	-	-	-	-	-	-	-	-	0
11	BRA	GUERREIRO Renan RODIZIO AA	-	-	-	-	-	-	-	-	-	-	-	-	-	-	-	-	-	-	-	-	-	-	-	-	-	0
12	CAN	PHOENIX Jessica EXPLORING	-	-	-	-	-	-	-	-	-	-	-	-	R	-	-	-	-	-	-	-	-	-	-	-	-	20
13	BRA	TRISTAO Saulo TOTSIE	-	-	-	-	-	-	-	-	-	-	-	-	-	-	-	-	-	-	-	-	-	-	-	-	-	0
14	URU	QUINTANA VALERIO Alejandro S.V.R. QUETZAL	-	-	-	-	-	-	-	-	-	-	-	-	-	-	-	-	-	-	-	-	-	-	-	-	-	EL
15	JAM	ALBERT Samantha BEFORE I DO IT	-	-	-	-	-	-	-	-	-	-	-	-	-	-	-	-	-	-	-	-	-	-	-	-	-	0

Legend: EL Eliminated F1 First Fall F2 Second Fall(Eliminated) FH Fall of Horse(Eliminated) R First Refusal RR Second Refusal RE Third Refusal(Eliminated) RT Retired



National Equestrian Center
Centro Nacional de Hipismo
Centro Nacional de Hipismo

21 JUL 2007
10:00

Equestrian
Ecuestre / Hipismo

Eventing
Concurso Completo / Concurso Completo

Cross Country
Cross Country / Cross Country

Cross Country Fence Analysis

Análisis Vallas - Cross Country / Análise Obstáculos Cross Country

Ground Jury: ROYCROFT Barry (AUS), President

ROHR-CICUREL Janine (ARG)

YOUNG Jo (CAN)

Rider No.	NOC Code	Rider Horse	1	2	3A	3B	4	5	6	7A	7B	7C	8	9	10	11	12	13	14A	14B	15	16A	16B	16C	17	18	19A	Total
			19B	19C	20A	20B	20C	21	22A	22B	23A	23B	24A	24B	25	26A	26B	27										
16	ARG	ORTELLI Jose Luis JOS ALADAR	-	-	-	-	-	-	-	-	-	-	-	-	-	-	-	-	-	-	-	-	-	-	-	-	-	EL
17	CHI	ITURRIAGA Sergio LAGO RUPANCO	-	-	-	-	-	-	-	-	-	-	-	-	-	-	-	-	-	-	-	-	-	-	-	-	-	65
18	USA	BRADLEY Stephen FROM	-	-	-	-	-	-	-	-	-	-	-	-	-	-	-	-	-	-	-	-	-	-	-	-	-	20
19	CAN	DONNELLY Sandra BUENOS AIRES	-	-	-	-	-	-	-	-	-	-	-	-	-	-	-	-	-	-	-	-	-	-	-	-	-	0
20	BRA	SALGADO Fabricio BUTTERFLY	-	-	-	-	-	-	-	-	-	-	-	-	-	-	-	-	-	-	-	-	-	-	-	-	-	0
21	ARG	CORNEJO Martin VIEJO NACHO	-	-	-	-	-	-	-	-	R	R	-	-	-	-	-	-	-	-	-	-	-	-	-	-	-	80
22	USA	DEAN Mara NICKI HENLEY	-	-	-	-	-	-	-	-	-	-	-	-	-	-	-	-	-	-	-	-	-	-	-	-	-	RT
23	ARG	CHIARA VIEYRA Juan Mariano VARADERO	-	-	-	-	-	-	-	-	-	-	-	-	-	-	-	-	-	-	-	-	-	-	-	-	-	0
24	CHI	MARTINEZ Felipe NAVIDENO	-	-	-	-	-	-	-	-	R	-	-	-	-	-	-	-	-	R	-	-	-	R	-	-	-	125
25	USA	DUTTON Phillip TRULUCK	-	-	-	-	-	-	-	-	-	-	-	-	-	-	-	-	-	-	-	-	-	-	-	-	-	0
26	CAN	WINTER Mike KINGPIN	-	-	-	-	-	-	-	-	-	-	-	-	-	-	-	-	-	-	-	-	-	-	-	-	-	0
27	BRA	PARO Carlos POLITICAL MANDATE	-	-	-	-	-	-	-	-	-	-	-	-	-	-	-	-	-	-	-	-	-	-	-	-	-	0

Legend: EL Eliminated F1 First Fall F2 Second Fall(Eliminated) FH Fall of Horse(Eliminated) R First Refusal RR Second Refusal RE Third Refusal(Eliminated) RT Retired

Final Results

Resultados Finales / Resultados Finais

Ground Jury: ROYCROFT Barry (AUS), President

ROHR-CICUREL Janine (ARG)

YOUNG Jo (CAN)

Jumping Test Specifications	
Type	Table A, not against the clock
Speed	375 metres/minute
Distance	490 metres
Time allowed	79 seconds

Rk	NOC	Rider No	Rider	Horse	Dressage		Cross Country		After CrossXC		Jumping		Total Pen	
					Pen	Rk	J/Per	T/Per	Pen	Rk	J/Per	T/Per		
1 USA - UNITED STATES of AMERICA					143.40	(1)			154.80	(1)			162.80	
		2	O'CONNOR Karen	THEODORE O'CONNOR	47.10	#	-	1.60	48.70	#	4	-	#	52.70
		25	DUTTON Phillip	TRULUCK	49.80	#	-	-	49.80	#	-	4.00	#	53.80
		9	MILES Gina	MCKINLAIGH	56.30	#	-	-	56.30	#	-	-	#	56.30
		18	BRADLEY Stephen	FROM	46.50	#	20	2.40	68.90	#	12	-	-	80.90
2 CAN - CANADA					159.90	(2)			177.10	(2)			211.10	
		3	CARTER Kyle	MADISON PARK	56.30	#	-	-	56.30	#	8	2.00	#	66.30
		26	WINTER Mike	KINGPIN	51.90	#	-	7.20	59.10	#	12	4.00	#	75.10
		19	DONNELLY Sandra	BUENOS AIRES	51.70	#	-	10.00	61.70	#	8	-	#	69.70
		10	ROBERTS Waylon	PALEFACE	62.90	#	-	-	62.90	#	20	-	-	82.90
3 BRA - BRASIL					173.20	(3)			192.60	(3)			235.60	
		20	SALGADO Fabricio	BUTTERFLY	61.50	#	-	-	61.50	#	16	-	#	77.50
		27	PARO Carlos	POLITICAL MANDATE	54.00	#	-	8.40	62.40	#	12	7.00	#	81.40
		11	GUERREIRO Renan	RODIZIO AA	62.30	#	-	6.40	68.70	#	8	-	#	76.70
		4	PARO Andre	LAND HEIR	57.70	#	20	29.20	106.90	#	8	-	-	114.90
4 CHI - CHILE					1128.90	(5)			1418.50	(4)			1431.50	
		8	STANGHER Ricardo	LITERAL		#				#			#	1000.00
		17	ITURRIAGA Sergio	LAGO RUPANCO	63.50	#	65	45.20	173.70	#	4	1.00	#	178.70
		24	MARTINEZ Felipe	NAVIDENO	65.40	#	125	54.40	244.80	#	8	-	#	252.80
5 ARG - ARGENTINA					178.00	(4)			2137.70	(5)			2154.70	
		1	GRAZZINI Rodolfo	REMONTA DESERTORA	59.00	#	EL		1000.00	#			#	1000.00
		7	SCHURLEIN Gustavo Jorge	REMONTA DESIDIA	72.30	#	EL		1000.00	#			#	1000.00
		16	ORTELLI Jose Luis	JOS ALADAR	56.50	#	EL		1000.00	#			#	1000.00
		23	CHIARA VIEYRA Juan Mariano	VARADERO	62.50	#	-	75.20	137.70	#	8	9.00	#	154.70

Note:

1000 penalty points are awarded to any team competitor not completing competition (WD, RT or EL)

Legend:

EL	Eliminated	J/Per	Jump Penalty
Pen	Penalties	Rk	Rank
RT	Retired	T/Per	Time Penalty
WD	Withdrawn	#	Indicates that points do count in team total

Final Results

Resultados / Resultados

Ground Jury: ROYCROFT Barry (AUS), President

ROHR-CICUREL Janine (ARG)

YOUNG Jo (CAN)

Jumping Test Specifications	
Type	Table A, not against the clock
Speed	375 metres/minute
Distance	490 metres
Time allowed	79 seconds

Rk	NOC Code	Rider No	Rider	Horse	Dressage		Cross Country		After CrossXC		Jumping		Total Pen
					Pen	Rk	J/Per	T/Per	Pen	Rk	J/Per	T/Per	
1	USA	2	T O'CONNOR Karen	THEODORE O'CONNOR	47.10	(3)	-	1.60	48.70	(1)	4	-	52.70
2	USA	25	T DUTTON Phillip	TRULUCK	49.80	(5)	-	-	49.80	(2)	-	4.00	53.80
3	USA	9	T MILES Gina	MCKINLAIGH	56.30	(11)	-	-	56.30	(4)	-	-	56.30
4	USA	6	T CHIACCHIA Darren	BETTER I DO IT	49.40	(4)	-	0.80	50.20	(3)	16	-	66.20
5	CAN	3	T CARTER Kyle	MADISON PARK	56.30	(11)	-	-	56.30	(4)	8	2.00	66.30
6	CAN	19	T DONNELLY Sandra	BUENOS AIRES	51.70	(7)	-	10.00	61.70	(9)	8	-	69.70
7	BRA	13	T TRISTAO Saulo	TOTSIE	65.80	(24)	-	8.40	74.20	(14)	-	-	74.20
8	CAN	26	T WINTER Mike	KINGPIN	51.90	(8)	-	7.20	59.10	(7)	12	4.00	75.10
9	BRA	11	T GUERREIRO Renan	RODIZIO AA	62.30	(18)	-	6.40	68.70	(12)	8	-	76.70
10	BRA	5	T FOFANOFF Serguei	EKUS TW	62.70	(20)	-	14.00	76.70	(16)	-	-	76.70
11	BRA	20	T SALGADO Fabricio	BUTTERFLY	61.50	(17)	-	-	61.50	(8)	16	-	77.50
12	CAN	12	T PHOENIX Jessica	EXPLORING	54.80	(10)	20	-	74.80	(15)	4	-	78.80
13	USA	18	T BRADLEY Stephen	FROM	46.50	(2)	20	2.40	68.90	(13)	12	-	80.90
14	BRA	27	T PARO Carlos	POLITICAL MANDATE	54.00	(9)	-	8.40	62.40	(10)	12	7.00	81.40
15	CAN	10	T ROBERTS Waylon	PALEFACE	62.90	(21)	-	-	62.90	(11)	20	-	82.90
16	JAM	15	T ALBERT Samantha	BEFORE I DO IT	50.20	(6)	-	7.20	57.40	(6)	20	11.00	88.40
17	BRA	4	T PARO Andre	LAND HEIR	57.70	(14)	20	29.20	106.90	(17)	8	-	114.90
18	ARG	23	T CHIARA VIEYRA Juan Mariano	VARADERO	62.50	(19)	-	75.20	137.70	(18)	8	9.00	154.70
19	CHI	17	T ITURRIAGA Sergio	LAGO RUPANCO	63.50	(22)	65	45.20	173.70	(19)	4	1.00	178.70
20	ARG	21	T CORNEJO Martin	VIEJO NACHO	65.80	(24)	80	33.60	179.40	(20)	36	31.00	246.40
21	CHI	24	T MARTINEZ Felipe	NAVIDENO	65.40	(23)	125	54.40	244.80	(21)	8	-	252.80
	USA	22	T DEAN Mara	NICKI HENLEY	40.20	(1)	RT	-	-	-	-	-	RT
	ARG	1	T GRAZZINI Rodolfo	REMONTA DESERTORA	59.00	(15)	EL	-	-	-	-	-	EL
	ARG	7	T SCHURLEIN Gustavo Jorge	REMONTA DESIDIA	72.30	(26)	EL	-	-	-	-	-	EL
	ARG	16	T ORTELLI Jose Luis	JOS ALADAR	56.50	(13)	EL	-	-	-	-	-	EL
	URU	14	T QUINTANA VALERIO Alejandro	S.V.R. QUETZAL	59.80	(16)	EL	-	-	-	-	-	EL
	CHI	8	T STANGHER Ricardo	LITERAL	-	-	RT	-	-	-	-	-	RT

Legend:

EL	Eliminated	J/Per	Jump Penalty
Pen	Penalties	Rk	Rank
RT	Retired	T/Per	Time Penalty
WD	Withdrawn		

As of 14 JUL 2007

NOC Code	Rider	Date of Birth	Gender	Horse No.	Horse	Year of Birth	Sex	Colour	Breed	Passport Number	Sire	Owner	Groom
ARG	ARMANDO Gabriel	14 SEP 1962	M	2	EUCLID	1996	GD	BA	WEST	ARG00792	EHRENTRUSH	ARMANDO GABRIEL	PATTON
ARG	BUSSO de VIGIL Ana Maria	29 JAN 1964	W	1	ALLADDIN	1993	GD	BA	HANN	ARG01006	ARGENTINUS II	ANNIE B. DE VIGIL	GOMEZ
ARG	PROTZEN Vera	10 FEB 1975	W	3	KADIRMO	1992	GD	BA	KWPN	NED05706	LANDWIND	HARAS EL CAPRICHIO	MEDINA
ARG	SMITH Sandra	22 SEP 1969	W	4	OCEANO DO TOP	1994	GD	GR	LUS	BRA01522	AFIANCADO DE FLAND.	PAULO SALLES	COELHO DA SILVEIRA
BER	COLLINS Annabelle	21 NOV 1977	W	5	MEDICI	1997	ST	CH	WEST	BER40002	MONTMARTE	ANNA BELLE COLLINS	CONTIJOCH OROZOO
BRA	ALMEIDA Luiza	07 SEP 1991	W	9	SAMBA	1999	ST	GR	LUS	BRA40408	INCA	MANUEL TAVARES	RABELO
BRA	CLEMENTINO Rogerio	20 DEC 1981	M	8	NILO VO	1994	ST	GR	LUS	BRA40195	VISIR	VICTOR OLIVA	PEREIRA
BRA	COSTA Renata	24 AUG 1979	W	7	MONTY	1994	UKN	CH	KWPN	NED07631	HAVEL	RUY FONSECA	VANTINTELEN
BRA	ROCHA Jorge	17 SEP 1945	M	6	LIVELLO	1995	GD	DU	HOLS	GBR09467	LANCER II	JORGE F. ROCHA	RIBEIRO
CAN	BRESEE Andrea	10 SEP 1974	W	12	RAFFLES	1994	MA	BA	SWB	CAN02112	REIPO	GINA SMITH	DEXTER
CAN	CREECH Diane	04 FEB 1963	W	13	WIONA	1997	MA	CH	HANN	CAN02700	WELTMAYER	LOUISE-DOUG LEATH.	BACHER
CAN	DVORAK Tom	25 JUL 1965	M	10	BEAUMARCHAIS	1994	GD	BA	HANN	CAN01935	WARKANT	SUSAN E. HOLDEN	RUMBALL-DVORAK
CAN	PAVICIC Karen	29 APR 1971	W	11	LIONHEART	1997	GD	BA	HANN	CAN02787	LANDSEIGER	KAREN/DAVID PAVICIC	DOYLE
CHI	CODDOU Oscar	07 JUL 1955	M	14	BRIDGE	1991	UKN	BA	HOLS	CHI00377	FRED	EJERCITO DE CHILE	
CHI	GOMEZ Roberto	11 JUL 1942	M	16	TIZIANO	1998	GD	DB		CHI40113		ANGELA GORE	
CHI	VARGAS Mario	01 JAN 1954	M	15	TEJAS VERDES MONTS.		GD	BA	WEST		MONCHERI	MARIO VARGAS	GUAJARDO
COL	BERNAL JALLER Marco	02 MAY 1962	M	17	HALBGOTT	1996	ST	DU	TRAK	USA10419	PARTOUT	LUMAR EQUESTRIAN	SCHULTZ
COL	MUÑOZ Eduardo	20 DEC 1956	M	18	SARONNO	1992	ST	BL	OLDB	COL00277			MANDRACIA
COL	PARRA Cesar	01 MAY 1963	M	19	SILVER LABEL	1997	GD	UKN	SWB	GER21503	RAMBO		RILEY
DOM	LOSOS de MUÑIZ Yvonne	08 SEP 1967	W	20	BERNSTEIN LAS MARIS.	1996	ST	BA	HANN	DEN02419	BANDITEN TRANM	YVONNE LOSOS	TRAPPITT
ECU	SAAVEDRA YÉPEZ Francisco	26 AUG 1972	M	21	ROYAL COPENHAGEN	1998	GD	DB		ECU40018	DESCONHECIDO	FRANCISCO SAAVA.	ACOSTA
GUA	DAUBER Christa	14 JUL 1967	W	24	SERAFINO	1995	GD	DB	HANN	GUA40021	SHERLOCK HOLMES	CHRISTA/DAUBER ARIAS	PATZAN
GUA	KOLACKOVA de MENDEZ Sarka	11 OCT 1975	W	23	RUBEN	1998	GD	CH	KWPN	GUA000194		JUAN A. RODRIGUES	LORENZANA RUSTRIAN
GUA	LUNA Sylvia	10 OCT 1957	W	25	WESTERBERG	1992	GD	BA	HANN	GUA00149	RANNOVER	ISABEL/EDUARDO CAST.	ESQUITE
GUA	ROESCH Silvia Regina	30 MAR 1962	W	22	PERLA	1995	MA	BA		GUA00196	PASCHA	SILVIA ROESECH	ROSALES
MEX	BURSENS Patrick	08 JUN 1955	M	26	DARK SECRET	1998	UKN	UKN			FLEMMINGH	MARY ANNE MC PHAIL	OLGUIN
MEX	EGERSTROM Cristobal	22 NOV 1956	M	27	FERRO	1997	ST	BL	KWPN	MEX40058	FERRO	CRITOVABAL EGERSTR.	ORTIZ RANGEL
MEX	PADILLA Jose Luis	14 JUN 1953	M	28	LOHENGRIN	1987	ST	BA	KWPN	MEX00770	AKTION	JOSE LUIS PADILLA	MARTINEZ MARTINEZ
PUR	RETEGUIZ DENIZARD Luis	14 JAN 1967	M	29	NALANDO	1995	GD	BA	KWPN	USA40813	CARITAS	DONNA L. DUNBAR	GRIESHABER
URU	ALVAREZ Julio	17 AUG 1970	M	30	ALADINO	1997	GD	UKN	HANN	URU40157	ALADDIN	T.GEN A. BERTOLOTTI	DA SILVA
URU	MONGE Ricardo	16 SEP 1961	M	31	ETALON	1996	ST	BA	SF	URU00234		T. CEL RICARDO MONGE	MARTINEZ



National Equestrian Center
Centro Nacional de Hipismo
Centro Nacional de Hipismo

Equestrian
Ecuestre / Hipismo

Dressage
Adiestramiento / Adestramento

Entry List by Event

Lista de Inscripciones por Evento / Lista de Inscrições por Evento

As of 14 JUL 2007

NOC Code	Rider	Date of Birth	Gender	Horse No.	Horse	Year of Birth	Sex	Colour	Breed	Passport Number	Sire	Owner	Groom
USA	DUTTA Susan	09 JAN 1969	W	33	PIK-L	1993	ST	UKN	HANN	USA017069	PIK-BUBE II	HORSES UNLIMITED INC.	DUTTA
USA	HICKEY Christopher	14 AUG 1968	M	34	REGENT	1998	GD	BA	KWPN	USA10624	FREMMINGH	BRENNA KUZIESKI	MORREY
USA	POULIN-NEFF Katherine	08 JUL 1979	W	32	BRILLIANT TOO	1996	GD	BA		USA10574	BRILLANT	SHARON POULIN	POULIN
USA	SAMMIS Lauren	14 OCT 1970	W	35	SAGACIOUS HF	1999	GD	BL	KWPN	USA40330	WELT HIT II	HYPERION FARM INC.	WILLIAMS

As of 14 JUL 2007

Legend:

Rider	Gender: M	Man	W	Woman				
Horse	Sex: GD	Gelding	MA	Mare	ST	Stallion		
	Colour: AP	Appaloosa	BA	Bay	BL	Black	CH	Chestnut
	DB	Dark Bay	DU	Dun	GR	Grey	PA	Palomino
	SB	Skewbald						
	Breed: AA	Anglo-Arab			AK	Akhal-Teke		
	APP	Appaloosa			AQHA	Quarter Horse		
	ARAB	Arab			AWR	American Warmblood		
	BADW	Pferdezuchtverband Baden-Wurttemberg			BAVA	Bayern		
	BH	Brazil			BRAN	Landespferdezuchtverband Berlin-Brandenburg		
	BWP	Belgisch Warmbloedpaard			BWS	British Warmblood		
	CHP	Schweizerischer Pfedezuchtverband			DWB	Danish Warmblood		
	FM	Franches-Montagnes			FWB	Finnish Warmblood		
	HAFI	Haflinger			HANN	Hannover		
	HESS	Hessen			HOLS	Holsteiner Pferdes		
	ISH	Irish Sport Horse			ISL	Islander		
	KFPS	Frison			KLAD	Kladruber		
	KWPN	Koninklijk Warmbloed Paardenstamboek Nederland			LUS	Lusitanien		
	MECK	Mecklenburg-Vorpommern			NLWB	Dutch Warmblood		
	NRPS	Nederlands Rijpaarden en Pony Stamboek			NWB	Norwegian Warmblood		
	NZSH	New Zealand Horse Sport			OLDB	Oldenburger		
	RHN	Rheinisches Pferdestammbuch			SACH	Pferdezuchtverband Sachsen		
	SBS	Cheval de Sport Belge			SCSL	Cheval de Selle Luxembourgeois		
	SF	Selle Francais			SI	Selle Italien		
	SWB	Swedish Warmblood			TB	Thoroughbred		
	TRAK	Trakehner			UKN	Unknown		
	WEST	Westfalen			ZANG	Zangersheide		
	ZFDP	Deutsche Pferde			ZWBR	Pferdezuchtverband Rheinland-Pfalz-Saar		

Note:

All changes are available in INFO

Final Results

Resultados Finales / Resultados Finais

Ground Jury: E - WEATHERWAX Jane (USA)
M - CLARKE Stephen (GBR)

H - CUNNINGHAM Marian (PER)
B - WITHAGES Mariette (BEL)

C - NIGRI Salin (BRA), President

Rank	NOC	Horse No	Rider	Horse	----- Percentages & (Rank) -----					%Score
					E	H	C	M	B	
1	USA - UNITED STATES of AMERICA									68.633
		35	SAMMIS Lauren	SAGACIOUS HF	71.000 (1)	70.500 (1)	71.750 (1)	70.250 (1)	67.500 (4)	# 70.200
		32	POULIN-NEFF Katherine	BRILLIANT TOO	69.500 (2)	65.750 (7)	67.750 (5)	66.000 (8)	63.750(11)	# 66.550
		34	HICKEY Christopher	REGENT	67.750 (5)	69.000 (4)	69.250 (2)	68.250 (4)	71.500 (1)	# 69.150
2	CAN - CANADA									67.250
		10	DVORAK Tom	BEAUMARCHAIS	68.500 (4)	69.750 (2)	69.250 (2)	69.500 (2)	68.500 (2)	# 69.100
		13	CREECH Diane	WIONA	67.250 (6)	67.250 (5)	68.750 (4)	67.500 (5)	66.250 (6)	# 67.400
		12	BRESEE Andrea	RAFFLES	64.500 (9)	66.500 (6)	66.750 (7)	65.750(10)	62.750(13)	# 65.250
3	BRA - BRASIL									64.933
		8	CLEMENTINO Rogerio	NILO VO	63.750(13)	64.250(12)	67.250 (6)	64.500(12)	64.000(10)	# 64.750
		7	COSTA Renata	MONTY	65.750 (8)	64.500(11)	64.250(13)	66.000 (8)	66.500 (5)	# 65.400
		9	ALMEIDA Luiza	SAMBA	64.000(12)	63.000(14)	65.750 (9)	65.000(11)	65.500 (7)	# 64.650
4	MEX - MEXICO									63.533
		27	EGERSTROM Cristobal	FERRO	61.250(18)	63.750(13)	63.250(19)	60.250(20)	63.500(12)	# 62.400
		28	PADILLA Jose Luis	LOHENGRIN	64.250(10)	65.250 (9)	66.250 (8)	67.000 (6)	65.000 (8)	# 65.550
		26	BURSENS Patrick	DARK SECRET	61.750(16)	65.000(10)	63.750(16)	61.250(19)	61.500(17)	# 62.650
5	ARG - ARGENTINA									61.233
		4	SMITH Sandra	OCEANO DO TOP	56.500(24)	57.000(24)	58.750(23)	56.250(24)	54.500(24)	# 56.600
		2	ARMANDO Gabriel	EUCLID	64.250(10)	62.500(15)	64.000(14)	64.250(13)	62.500(15)	# 63.500
		3	PROTZEN Vera	KADIRMO	63.500(14)	62.000(17)	64.500(12)	63.750(14)	64.250 (9)	# 63.600
6	GUA - GUATEMALA									60.367
		22	ROESCH Silvia Regina	PERLA	59.750(19)	59.250(21)	62.000(20)	63.000(15)	61.250(18)	# 61.050
		25	LUNA Sylvia	WESTERBERG	57.250(22)	60.000(20)	56.250(26)	58.000(21)	53.500(26)	# 57.000
		24	DAUBER Christa	SERAFINO	63.500(14)	62.500(15)	63.750(16)	62.750(17)	62.750(13)	# 63.050
7	CHI - CHILE									60.000
		16	GOMEZ Roberto	TIZIANO	56.750(23)	58.250(22)	60.250(22)	57.750(23)	58.750(21)	# 58.350
		14	CODDOU Oscar	BRIDGE	59.000(20)	61.750(18)	63.750(16)	58.000(21)	58.250(22)	# 60.150
		15	VARGAS Mario	TEJAS VERDES MONTSE	58.750(21)	60.750(19)	64.750(11)	62.250(18)	61.250(18)	# 61.550

Legend:

EL Eliminated
WD Withdrawn

RT
#

Retired
Indicates that points do not count in team total

Results

Resultados / Resultados

Ground Jury: E - WEATHERWAX Jane (USA)
M - CLARKE Stephen (GBR)

H - CUNNINGHAM Marian (PER)
B - WITHAGES Mariette (BEL)

C - NIGRI Salin (BRA), President

Rank	NOC Code	Horse No	Rider	Horse	----- Percentages & (Rank) -----					%Score
					E	H	C	M	B	
1	USA	35	T SAMMIS Lauren	SAGACIOUS HF	71.000 (1)	70.500 (1)	71.750 (1)	70.250 (1)	67.500 (4)	70.200
2	USA	34	T HICKEY Christopher	REGENT	67.750 (5)	69.000 (4)	69.250 (2)	68.250 (4)	71.500 (1)	69.150
3	CAN	10	T DVORAK Tom	BEAUMARCHAIS	68.500 (4)	69.750 (2)	69.250 (2)	69.500 (2)	68.500 (2)	69.100
4	DOM	20	LOSOS de MUÑIZ Yvonne	BERNSTEIN LAS MARIS.	68.750 (3)	69.250 (3)	65.500(10)	69.000 (3)	68.500 (2)	68.200
5	CAN	13	T CREECH Diane	WIONA	67.250 (6)	67.250 (5)	68.750 (4)	67.500 (5)	66.250 (6)	67.400
6	USA	32	T POULIN-NEFF Katherine	BRILLIANT TOO	69.500 (2)	65.750 (7)	67.750 (5)	66.000 (8)	63.750(11)	66.550
7	MEX	28	T PADILLA Jose Luis	LOHENGRIN	64.250(10)	65.250 (9)	66.250 (8)	67.000 (6)	65.000 (8)	65.550
8	BRA	7	T COSTA Renata	MONTY	65.750 (8)	64.500(11)	64.250(13)	66.000 (8)	66.500 (5)	65.400
9	CAN	12	T BRESEE Andrea	RAFFLES	64.500 (9)	66.500 (6)	66.750 (7)	65.750(10)	62.750(13)	65.250
10	BER	5	COLLINS Annabelle	MEDICI	66.250 (7)	65.750 (7)	64.000(14)	67.000 (6)	62.000(16)	65.000
11	BRA	8	T CLEMENTINO Rogerio	NILO VO	63.750(13)	64.250(12)	67.250 (6)	64.500(12)	64.000(10)	64.750
12	BRA	9	T ALMEIDA Luiza	SAMBA	64.000(12)	63.000(14)	65.750 (9)	65.000(11)	65.500 (7)	64.650
13	ARG	3	T PROTZEN Vera	KADIRMO	63.500(14)	62.000(17)	64.500(12)	63.750(14)	64.250 (9)	63.600
14	ARG	2	T ARMANDO Gabriel	EUCLID	64.250(10)	62.500(15)	64.000(14)	64.250(13)	62.500(15)	63.500
15	GUA	24	T DAUBER Christa	SERAFINO	63.500(14)	62.500(15)	63.750(16)	62.750(17)	62.750(13)	63.050
16	MEX	26	T BURSENS Patrick	DARK SECRET	61.750(16)	65.000(10)	63.750(16)	61.250(19)	61.500(17)	62.650
17	MEX	27	T EGERSTROM Cristobal	FERRO	61.250(18)	63.750(13)	63.250(19)	60.250(20)	63.500(12)	62.400
18	CHI	15	T VARGAS Mario	TEJAS VERDES MONTSE.	58.750(21)	60.750(19)	64.750(11)	62.250(18)	61.250(18)	61.550
19	GUA	22	T ROESCH Silvia Regina	PERLA	59.750(19)	59.250(21)	62.000(20)	63.000(15)	61.250(18)	61.050
20	PUR	29	RETEGUIZ DENIZARD Luis	NALANDO	61.500(17)	58.250(22)	62.000(20)	63.000(15)	60.250(20)	61.000
21	CHI	14	T CODDOU Oscar	BRIDGE	59.000(20)	61.750(18)	63.750(16)	58.000(21)	58.250(22)	60.150
22	CHI	16	T GOMEZ Roberto	TIZIANO	56.750(23)	58.250(22)	60.250(22)	57.750(23)	58.750(21)	58.350
23	GUA	25	T LUNA Sylvia	WESTERBERG	57.250(22)	60.000(20)	56.250(26)	58.000(21)	53.500(26)	57.000
24	ARG	4	T SMITH Sandra	OCEANO DO TOP	56.500(24)	57.000(24)	58.750(23)	56.250(24)	54.500(24)	56.600
25	URU	31	T MONGE Ricardo	ETALON	54.000(26)	55.250(25)	58.000(24)	54.500(25)	55.250(23)	55.400
26	ECU	21	SAAVEDRA YÉPEZ Francisco	ROYAL COPENHAGEN	56.250(25)	53.000(26)	57.500(25)	54.250(26)	54.500(24)	55.100
	COL	17	BERNAL JALLER Marco	HALBGOTT						WD

Note:
Top 25 riders plus all those tied for 25th place qualify for Intermediate 1

Legend:
 EL Eliminated
 T Team Indicator
 RT Retired
 WD Withdrawn

Results

Resultados / Resultados

Ground Jury: E - CUNNINGHAM Marian (PER)
M - WEATHERWAX Jane (USA)

H - WITHAGES Mariette (BEL)
B - NIGRI Salin (BRA)

C - CLARKE Stephen (GBR), President

Rank	NOC Code	Horse No	Rider	Horse	----- Percentages & (Rank) -----					I1 %Score
					E	H	C	M	B	
1	USA	34	HICKEY Christopher	REGENT	69.000 (3)	70.000 (1)	69.750 (2)	70.000 (1)	68.000 (2)	69.350
2	DOM	20	LOSOS de MUÑIZ Yvonne	BERNSTEIN LAS MARIS.	70.250 (1)	68.500 (2)	70.750 (1)	70.000 (1)	67.000 (4)	69.300
3	USA	35	SAMMIS Lauren	SAGACIOUS HF	68.750 (4)	68.500 (2)	67.500 (5)	69.750 (3)	68.250 (1)	68.550
4	CAN	10	DVORAK Tom	BEAUMARCHAIS	69.250 (2)	66.500 (4)	69.000 (3)	67.000 (4)	67.750 (3)	67.900
5	ARG	3	PROTZEN Vera	KADIRMO	67.250 (5)	65.500 (5)	68.000 (4)	66.750 (5)	67.000 (4)	66.900
6	USA	32	POULIN-NEFF Katherine	BRILLIANT TOO	66.500 (6)	65.250 (7)	67.250 (6)	66.750 (5)	66.000 (7)	66.350
7	CAN	13	CREECH Diane	WIONA	65.750 (7)	65.500 (5)	65.750 (7)	65.000 (8)	67.000 (4)	65.800
8	MEX	28	PADILLA Jose Luis	LOHENGRIN	64.500(10)	64.000(11)	64.000(10)	65.250 (7)	64.750(10)	64.500
9	CAN	12	BRESEE Andrea	RAFFLES	65.500 (8)	64.750 (8)	63.750(11)	62.250(13)	66.000 (7)	64.450
10	GUA	24	DAUBER Christa	SERAFINO	64.500(10)	63.000(14)	65.250 (8)	63.750 (9)	63.750(11)	64.050
11	BRA	7	COSTA Renata	MONTY	63.000(13)	64.750 (8)	64.250 (9)	63.750 (9)	63.750(11)	63.900
12	BER	5	COLLINS Annabelle	MEDICI	64.750 (9)	64.250(10)	63.500(13)	63.000(11)	63.250(14)	63.750
13	ARG	2	ARMANDO Gabriel	EUCLID	61.250(16)	63.750(13)	62.000(16)	62.250(13)	62.500(15)	62.350
14	BRA	8	CLEMENTINO Rogerio	NILO VO	61.000(17)	61.500(15)	61.750(17)	61.500(16)	65.250 (9)	62.200
15	BRA	9	ALMEIDA Luiza	SAMBA	63.250(12)	64.000(11)	63.750(11)	61.250(17)	58.250(22)	62.100
16	MEX	26	BURSENS Patrick	DARK SECRET	62.750(14)	60.250(16)	63.000(14)	62.250(13)	61.000(18)	61.850
17	PUR	29	RETEGUIZ DENIZARD Luis	NALANDO	59.500(18)	60.250(16)	62.250(15)	63.000(11)	60.500(19)	61.100
18	GUA	22	ROESCH Silvia Regina	PERLA	61.500(15)	59.250(18)	60.000(19)	60.000(19)	59.250(21)	60.000
19	ARG	4	SMITH Sandra	OCEANO DO TOP	59.000(19)	58.500(19)	57.250(20)	60.750(18)	63.750(11)	59.850
20	CHI	14	CODDOU Oscar	BRIDGE	58.500(21)	56.750(22)	60.500(18)	58.250(22)	62.500(15)	59.300
21	MEX	27	EGERSTROM Cristobal	FERRO	58.750(20)	58.250(20)	56.000(23)	59.500(20)	61.500(17)	58.800
22	CHI	15	VARGAS Mario	TEJAS VERDES MONTSE.	58.250(22)	58.250(20)	57.000(21)	59.250(21)	59.500(20)	58.450
23	GUA	25	LUNA Sylvia	WESTERBERG	55.250(24)	56.500(23)	56.500(22)	56.500(23)	56.250(24)	56.200
24	CHI	16	GOMEZ Roberto	TIZIANO	57.750(23)	55.000(24)	55.000(24)	54.500(24)	57.750(23)	56.000
25	URU	31	MONGE Ricardo	ETALON	52.500(25)	53.000(25)	51.500(25)	53.250(25)	54.750(25)	53.000

Note:

Top 15 riders plus all those tied for 15th place qualify for Intermediate 1 FreeStyle

Legend:

EL	Eliminated	Rk	Rank
I1	Intermediate 1	WD	Withdrawn
RT	Retired		

Final Results

Resultados Finales / Resultados Finais

Ground Jury: E - NIGRI Salin (BRA)
M - CUNNINGHAM Marian (PER)

H - WEATHERWAX Jane (USA)
B - CLARKE Stephen (GBR)

C - WITHAGES Mariette (BEL), President

Rk	NOC Code	Horse No	Rider	Horse	I1		----- Technical/Artistic & (Rank) -----						I1F		Total I1 +I1F
					%Score	Rk	E	H	C	M	B	Total	Rk	%Score	
1	USA	34	HICKEY Christopher	REGENT	69.350 (1)		7.150 (1)	6.950 (2)	7.350 (1)	6.750 (4)	7.000 (1)	35.200 (1)	72.100 (1)	70.725	
							7.100 (1)	7.600 (1)	7.500 (1)	7.400 (1)	7.300 (2)	36.900 (1)			
2	USA	35	SAMMIS Lauren	SAGACIOUS HF	68.550 (3)		7.100 (2)	7.150 (1)	6.700 (4)	7.150 (1)	6.900 (3)	35.000 (2)	71.300 (2)	69.925	
							7.100 (1)	7.600 (1)	7.100 (5)	7.300 (4)	7.200 (5)	36.300 (2)			
3	DOM	20	LOSOS de MUÑIZ Yvonne	BERNSTEIN LAS MARIS.	69.300 (2)		6.750 (6)	6.550 (6)	6.850 (2)	6.750 (4)	6.800 (4)	33.700 (4)	69.700 (4)	69.500	
							6.900 (6)	7.400 (3)	7.200 (3)	7.400 (1)	7.100 (8)	36.000 (4)			
4	CAN	10	DVORAK Tom	BEAUMARCHAIS	67.900 (4)		7.000 (3)	6.800 (3)	6.800 (3)	7.100 (2)	7.000 (1)	34.700 (3)	71.000 (3)	69.450	
							6.900 (6)	7.400 (3)	7.200 (3)	7.300 (4)	7.500 (1)	36.300 (2)			
5	ARG	3	PROTZEN Vera	KADIRMO	66.900 (5)		6.900 (4)	6.500 (7)	6.600 (6)	6.550 (8)	6.700 (5)	33.250 (7)	69.150 (6)	68.025	
							7.100 (1)	7.200 (5)	7.100 (5)	7.300 (4)	7.200 (5)	35.900 (5)			
6	USA	32	POULIN-NEFF Katherine	BRILLIANT TOO	66.350 (6)		6.750 (6)	6.600 (4)	6.700 (4)	6.550 (8)	6.700 (5)	33.300 (6)	69.000 (7)	67.675	
							6.800 (8)	7.200 (5)	7.300 (2)	7.100 (7)	7.300 (2)	35.700 (7)			
7	CAN	12	BRESEE Andrea	RAFFLES	64.450 (9)		6.800 (5)	6.600 (4)	6.550 (9)	6.850 (3)	6.700 (5)	33.500 (5)	69.400 (5)	66.925	
							7.000 (5)	7.200 (5)	7.000 (7)	7.400 (1)	7.300 (2)	35.900 (5)			
8	CAN	13	CREECH Diane	WIONA	65.800 (7)		6.550 (9)	6.500 (7)	6.350 (11)	6.650 (6)	6.500 (9)	32.550 (8)	67.550 (8)	66.675	
							7.100 (1)	7.000 (9)	6.900 (9)	7.000 (9)	7.000 (9)	35.000 (8)			
9	MEX	28	PADILLA Jose Luis	LOHENGRIN	64.500 (8)		6.650 (8)	6.200 (9)	6.050 (14)	6.400 (10)	6.400 (11)	31.700 (11)	66.500 (9)	65.500	
							6.800 (8)	7.100 (8)	6.600 (12)	7.100 (7)	7.200 (5)	34.800 (9)			
10	BER	5	COLLINS Annabelle	MEDICI	63.750 (12)		6.100 (14)	6.050 (13)	6.600 (6)	6.650 (6)	6.450 (10)	31.850 (10)	65.350 (10)	64.550	
							6.200 (13)	7.000 (9)	6.900 (9)	6.600 (11)	6.800 (11)	33.500 (10)			
11	BRA	7	COSTA Renata	MONTY	63.900 (11)		6.200 (13)	6.100 (12)	6.200 (13)	6.350 (11)	6.350 (12)	31.200 (13)	64.200 (12)	64.050	
							6.200 (13)	6.900 (11)	6.600 (12)	6.400 (12)	6.900 (10)	33.000 (11)			
12	BRA	8	CLEMENTINO Rogerio	NILO VO	62.200 (14)		6.350 (10)	6.200 (9)	6.550 (9)	6.200 (12)	6.700 (5)	32.000 (9)	65.000 (11)	63.600	
							6.300 (11)	6.700 (12)	7.000 (7)	6.200 (13)	6.800 (11)	33.000 (11)			
13	ARG	2	ARMANDO Gabriel	EUCLID	62.350 (13)		6.250 (12)	6.150 (11)	6.600 (6)	6.200 (12)	6.300 (13)	31.500 (12)	63.800 (13)	63.075	
							6.300 (11)	6.500 (14)	6.900 (9)	6.000 (15)	6.600 (13)	32.300 (13)			
14	GUA	24	DAUBER Christa	SERAFINO	64.050 (10)		6.000 (15)	5.600 (15)	6.000 (15)	6.000 (14)	6.150 (14)	29.750 (14)	61.250 (15)	62.650	
							6.100 (15)	6.000 (15)	6.400 (14)	6.700 (10)	6.300 (15)	31.500 (15)			
15	BRA	9	ALMEIDA Luiza	SAMBA	62.100 (15)		6.300 (11)	5.800 (14)	6.300 (12)	5.500 (15)	5.700 (15)	29.600 (15)	61.600 (14)	61.850	
							6.400 (10)	6.600 (13)	6.300 (15)	6.100 (14)	6.600 (13)	32.000 (14)			

Legend:

EL	Eliminated	I1F	Intermediate 1 FreeStyle
I1	Intermediate 1	RT	Retired
Rk	Rank		
WD	Withdrawn		

Results Summary

Resumen de Resultados / Resumo dos Resultados

Ground Jury: E - WEATHERWAX Jane (USA)
M - CLARKE Stephen (GBR)

H - CUNNINGHAM Marian (PER)
B - WITHAGES Mariette (BEL)

C - NIGRI Salin (BRA), President

Rank	NOC Code	Horse No	Rider	Horse	--- PSG ---		--- I1 ---		--- I1F ---		Total I1+I1F
					%Score	(Rk)	%Score	(Rk)	%Score	(Rk)	
1	USA	34	HICKEY Christopher	REGENT	69.150	(2)	69.350	(1)	72.100	(1)	70.725
2	USA	35	SAMMIS Lauren	SAGACIOUS HF	70.200	(1)	68.550	(3)	71.300	(2)	69.925
3	DOM	20	LOSOS de MUÑIZ Yvonne	BERNSTEIN LAS MARIS.	68.200	(4)	69.300	(2)	69.700	(4)	69.500
4	CAN	10	DVORAK Tom	BEAUMARCHAIS	69.100	(3)	67.900	(4)	71.000	(3)	69.450
5	ARG	3	PROTZEN Vera	KADIRMO	63.600	(13)	66.900	(5)	69.150	(6)	68.025
6	USA	32	POULIN-NEFF Katherine	BRILLIANT TOO	66.550	(6)	66.350	(6)	69.000	(7)	67.675
7	CAN	12	BRESEE Andrea	RAFFLES	65.250	(9)	64.450	(9)	69.400	(5)	66.925
8	CAN	13	CREECH Diane	WIONA	67.400	(5)	65.800	(7)	67.550	(8)	66.675
9	MEX	28	PADILLA Jose Luis	LOHENGRIN	65.550	(7)	64.500	(8)	66.500	(9)	65.500
10	BER	5	COLLINS Annabelle	MEDICI	65.000	(10)	63.750	(12)	65.350	(10)	64.550
11	BRA	7	COSTA Renata	MONTY	65.400	(8)	63.900	(11)	64.200	(12)	64.050
12	BRA	8	CLEMENTINO Rogerio	NILO VO	64.750	(11)	62.200	(14)	65.000	(11)	63.600
13	ARG	2	ARMANDO Gabriel	EUCLID	63.500	(14)	62.350	(13)	63.800	(13)	63.075
14	GUA	24	DAUBER Christa	SERAFINO	63.050	(15)	64.050	(10)	61.250	(15)	62.650
15	BRA	9	ALMEIDA Luiza	SAMBA	64.650	(12)	62.100	(15)	61.600	(14)	61.850
16	MEX	26	BURSSSENS Patrick	DARK SECRET	62.650	(16)	61.850	(16)			
17	PUR	29	RETEGUIZ DENIZARD Luis	NALANDO	61.000	(20)	61.100	(17)			
18	GUA	22	ROESCH Silvia Regina	PERLA	61.050	(19)	60.000	(18)			
19	ARG	4	SMITH Sandra	OCEANO DO TOP	56.600	(24)	59.850	(19)			
20	CHI	14	CODDOU Oscar	BRIDGE	60.150	(21)	59.300	(20)			
21	MEX	27	EGERSTROM Cristobal	FERRO	62.400	(17)	58.800	(21)			
22	CHI	15	VARGAS Mario	TEJAS VERDES MONTSE.	61.550	(18)	58.450	(22)			
23	GUA	25	LUNA Sylvia	WESTERBERG	57.000	(23)	56.200	(23)			
24	CHI	16	GOMEZ Roberto	TIZIANO	58.350	(22)	56.000	(24)			
25	URU	31	MONGE Ricardo	ETALON	55.400	(25)	53.000	(25)			
26	ECU	21	SAAVEDRA YÉPEZ Francisco	ROYAL COPENHAGEN	55.100	(26)					
	COL	17	BERNAL JALLER Marco	HALBGOTT			WD				

Legend:

EL	Eliminated	I1	Intermediate 1
PSG	Prix St. Georges	RT	Retired
I1F	Intermediate 1 FreeStyle		
Rk	Rank		
WD	Withdrawn		

As of 22 JUL 2007

NOC Code	Rider	Date of Birth	Gender	Horse No.	Horse	Year of Birth	Sex	Colour	Breed	Passport Number	Sire	Owner	Groom
ARG	ALBARRACIN Matias	25 OCT 1979	M	3	GAMA COCU	1998	MA	BA		ARG00957	COLOFINI		GONZALES
ARG	AMAYA Maximiliano	14 MAY 1974	M	1	CHURCH ROAD	1996	GD	BA		USA09829	DESCONHECIDO		ARANDA
ARG	DOPAZO Martin	13 MAR 1969	M	2	EL CAPRICHICO CORAL	1996	GD	BA		ARG40426	DESCONHECIDO	HARAS EL CAPRICHICO	MEDINA
ARG	KIERKEGAARD Ricardo	12 OCT 1959	M	5	REY Z	1992	ST	BA		BEL06257	QUIDAM DE REVEL	MARCELO A.	RODRIGUEZ
ARG	MALLO Martin	20 JUL 1950	M	4	JOYAU DE HAUTERIVE	1997	ST	BA	SF	BEL11676	HURLEVEN	LIONEL CONRAD	RODRIGUEZ
BAR	SOODEEN Natya	05 NOV 1971	W	6	TADONIA	1996	GD	BA			LEADER 'M'	SOODEEN TWATYA	DIECK
BER	NISBETT Patrick	23 NOV 1970	M	7	ANTILLE 8	1996	MA	CH	OLDB	GER21317	QUATTRO B	PATRICK WISLVETT	NICSON
BER	TERCEIRA Jillian	23 JUL 1971	W	8	NAVANTUS	1995	ST	BA	KWPN	BER00085	GERVANTUS	JILGIAN P. TERCEIRA	VAN GEEST
BOL	AGUIRRE del CASTILLO Hernan	27 JUL 1960	M	9	TRIVITANO MIRAFLORES	1996	GD	CH	HOLS	CHI00311		IGNACIO BEVAYS	PARRA MOLINA
BRA	ALMEIDA Cesar	18 OCT 1961	M	13	SINGULAR JOTER II	1995	ST	BA		BEL09060	SILVESTRE	HARAS JOTER LTDA	FERRARI DA FONSECA
BRA	ALVES Bernardo	20 NOV 1974	M	10	CHUPA CHUPA 2	1998	GD	DU		GER26246	CARETINO	HARAS JOTER LTDA	
BRA	JOHANNPETER Karina	23 SEP 1983	W	11	O DE POMME DE JOTER	1991	GD	BA	BWP	BEL06406	JUS DE POMME	HARAS JOTER LTDA	AREBALLO ABADIA
BRA	PESSOA Rodrigo	29 NOV 1972	M	12	RUFUS	1998	GD	DU	KWPN	FRA12415	LANDARIS	DOUBLE H. FARM	ABADIA
BRA	VENISS Pedro	01 JUN 1983	M	14	UN BLAN DES BLANCS	1997	ST	CH	BWP	BEL10358	SHEYENNE DE BAUGY	PEDRO VENISS	DA SILVA
CAN	CONE Mac	23 AUG 1952	M	17	MELINDA	1994	MA	GR	KWPN	CAN02400			MERCIER
CAN	CUDMORE Karen	07 JAN 1959	W	18	SOUTHERN PRIDE	1998	UKN	BA	HOLS	CAN02850	SOUTH PACIFIC		IVERSON
CAN	HENSELWOOD Jill	01 NOV 1962	W	19	SPECIAL ED	1994	GD	BA	OLDB	CAN02464	ARGENTINUS		BURRELL
CAN	LAMAZE Eric	17 APR 1968	M	15	HICKSTEAD	1996	ST	BA	KWPN	NED06921	HAMLET	TORREI PINES STABLI	CARON
CAN	MILLAR Ian	06 JAN 1947	M	16	IN STYLE	1995	GD	BA	KWPN	CAN02488	ACORD II		LAMB
CHI	COUVE Tomas	30 JUN 1972	M	22	EGGES'S ARTIC	1996	UKN	BA		NOR01983	CASTILLION	AMELINE LINE	
CHI	MILTHALER Carlos	12 JUL 1971	M	20	A.S. LUSITANIA	1999	UKN	BA		CHI00435		AMERICO SIMONETTI	
CHI	NAVEILLAN Bernardo	14 MAR 1969	M	21	AQUINO	1998	ST	BA		00474	ALBIREO Z		
CHI	PAROT Samuel	05 DEC 1963	M	23	SIGNATURE	1999	MA	BA		ARG00991		SAMUEL PAROT	
COL	EPINOSA LOPEZ Luis	15 MAR 1961	M	27	REY BRIAN DEL ARPA	1999	ST	DU	ISH	ESP40255			
COL	RAMIREZ Carlos Hernando	02 DEC 1969	M	24	AMAZONAS	1994	ST	BA		COL00278	COR	CARLOS RAMIREZ	MERCHAN
COL	RUIZ Mauricio	17 JUL 1983	M	26	RATOUCHA	1994	MA	DU	BWP	COL00270	PAVAROTI	EDGAR M. RUIZ	HEDOIRE
COL	VILLA Ricardo	17 AUG 1962	M	25	CALICO Z	1996	ST	GR		COL40010	CALETTO I	MAURICIO GARCIA	MERCHAN
DOM	IEROMAZZO Georgia	09 MAY 1987	W	28	RED BULL CHASSOT	1993	GD	DU	HESS	CZE00292	RAMALGO Z	POCHY LEROMAZZO	ALVES FERREIRA
ECU	ANDRADE TORRES Pablo	24 MAR 1970	M	30	HANZ	1993	GD	BA	OLDB	ECU4003		PABLO ANDRADE	QUIROZ
ECU	BERMEO ANDRADE Rodrigo	24 JAN 1982	M	31	KILOMBO	1992	UKN	BA		ECU00156	GAITANO	RODRIGO BERMO	QUIROZ
ECU	VIVERO VITERI Diego	26 DEC 1962	M	29	CANTABRICA	1998	MA	BL		ECU40004	COR D'ALME	GABRIELA SAA	YANES

As of 22 JUL 2007

NOC Code	Rider	Date of Birth	Gender	Horse No.	Horse	Year of Birth	Sex	Colour	Breed	Passport Number	Sire	Owner	Groom
ECU	ZABALA GOETSCHERL Ronald	26 SEP 1966	M	32	WONDERBOY	1999	ST	BA		CWI00441	DARCO		SPITZER
ESA	HERNANDEZ Alfredo	12 JAN 1966	M	33	TAKASHI VAN BERNENBR	1995	ST	BA	BWP	BEL09610	NON STOP	ALFREDO HAMADE	ESTRADA
GUA	CASTILLO Eduardo	12 JUN 1984	M	36	PAESEN	1997	ST	DB	KWPN	GUA40006	DARCO	MA. ISABEL CASTILLO	ESQUITE
GUA	DIAZ DURAN Augusto	01 NOV 1968	M	38	RUBINA	1996	MA	BA	HANN	GUA00184	RUBIRANO	AUGUSTO D. PURAM	ROSALES
GUA	RODRIGUEZ Juan Andres	27 SEP 1971	M	35	ORESTUS VDL	1996	ST	BA	KWPN	GUA00078	INDOCTRO	PEDRO AGUIRRE	LORENZANA
GUA	RODRIGUEZ Wylder	21 NOV 1980	M	37	POMPIDU	1997	ST	BA	KWPN	GUA00222	INDOCTRO	LUIS GARCIA P.	LORENZANA
GUA	TEJADA Alvaro	09 NOV 1983	M	34	LORENCE	1993	ST	DB	KWPN	GUA00151	NIMMERDOR	ANA L. TEJADA	LORENZANA ESQUITE
MEX	ALDANA Alberto	02 NOV 1953	M	42	RAVEL Z	1995	GD	CH	ZANG	MEX01404	REX Z	ALBERTO ALDANA	HERNANDEZ IBARRA
MEX	CHEDRAUI Jose Antonio	10 JUN 1966	M	41	DON PORFIRIO	1997	GD	BA	KWPN	USA09234	INDOCTRO		SERRANO
MEX	LAMBRE Santiago	23 JUL 1975	M	40	CURANT	1997	GD	CH		MEX01940	CORTUS	ROBERTO HERNANDEZ	VALDEZ LOERA
MEX	NIZRI Simon	07 DEC 1978	M	39	CATARO ASK	1994	GD	CH	HOLS	DEN02065	CARTHAGO	SIMON NIZRI	MARTINEZ MARTINEZ
MEX	SALAS Eduardo	23 JUN 1978	M	43	RMW ESTINA	1998	MA	CH		USA10040	ARGENTINUS	ROCK MANTAIN W.	CASTORENA
PER	NAVARRO GRAU	01 OCT 1969	W	44	OSHO	1995	ST	DB	HOLS	PER40003		MICHELLE NAVARRO	OLMEDO
PUR	TRESS ROIG Francis	27 NOV 1984	M	45	ACERTIJO	1998	GD	BA	KWPN	MEX01604	HERATBREAKER		KINSEY
PUR	WATRING Mark	02 MAY 1963	M	46	SAPPHIRE	1992	GD	GR	HOLS	USA07337	LIOSTRO		SOTO SUSTAITA
USA	CHAPOT Laura	25 OCT 1972	W	49	LITTLE BIG MAN	1994	GD	CH	KWPN	USA08580	TOPAS		MATTHEWS
USA	HOUGH Lauren	11 APR 1977	W	47	CASADORA	1996	MA	CH	KWPN	CAN02544	INDOCTRO		RAVAN
USA	HUMPHREY Jill	18 OCT 1982	W	48	KASKAYA	1995	MA	DB	HOLS	SVK00130	LASINO		SEGARD
USA	MINIKUS Todd	11 JUN 1962	M	50	PAVAROTTI	1997	GD	CH	KWPN	ISR00070	LANCELOT		MARKS
USA	RAETHER Cara	02 MAY 1979	W	51	UBLESCO	1997	UKN	BA	BWP	GBR11522	DARCO		LOPEZ
VEN	ARROYO Gustavo	14 NOV 1965	M	52	CACHON	1997	GD	BA	HOLS	GER24620	CARETINO	MARIA T. GELLEN	ENGEL
VEN	BARRIOS Pablo	14 JUL 1964	M	56	SUN GOD	1995	GD	CH	HANN	USA08776	DROSSELKLANG II		MORA
VEN	GARCIA Loisse	19 MAY 1961	W	53	PHILIPP	1994	GD	CH		BEL07466	PHANTON LANDADEL	MAURICIO TADEI	CASTRO
VEN	PAOLI Leopoldo	07 JUN 1957	M	54	REMONTA ESCAUPIL	1997	GD	BA		VEN00177	REMONTA SOBERANO		BOULLON
				55	SPIRITUS VD HEFFINK(R)	1995	MA	CH		ITA06748	LANANDINO	MAURICIO TADEI	CASTRO

As of 22 JUL 2007

Legend:

Rider	Gender: M Man	W Woman					
Horse	Sex: GD Gelding	MA Mare	ST Stallion				
	Colour: AP Appaloosa	BA Bay	BL Black	CH Chestnut			
	DB Dark Bay	DU Dun	GR Grey	PA Palomino			
	SB Skewbald	CR Cream	DC Dark Chestnut	DG Dark Grey			
	LB Light Bay	LC Light Chestnut	RO Roan	ST Strawberry			
Breed:	AA Anglo-Arab	AK Akhal-Teke	AQHA Quarter Horse				
	APP Appaloosa	AWR American Warmblood	BAVA Bayern				
	ARAB Arab	BRAN Landespfedezuchtverband Berlin-Brandenburg	BWS British Warmblood				
	BADW Pferdezuchtverband Baden-Wurtemberg	BWB Danish Warmblood	FWB Finnish Warmblood				
	BH Brazil	HANN Hannover	HOLS Holsteiner Pferdes				
	BWP Belgisch Warmbloedpaard	ISL Islander	ISL Islander				
	CHP Schweizerischer Pfedezuchtverband	KLAD Kladruber	LUS Lusitanien				
	FM Franches-Montagnes	LUS Lusitanien	NLWB Dutch Warmblood				
	HAFI Haflinger	NWB Norwegian Warmblood	OLDB Oldenburger				
	HESS Hessen	SACH Pferdezuchtverband Sachsen	SACH Pferdezuchtverband Sachsen				
	ISH Irish Sport Horse	SCSL Cheval de Selle Luxembourgeois	SI Selle Italien				
	KFPS Frison	TB Thoroughbred	TB Thoroughbred				
	KWPN Koninklijk Warmbloed Paardenstamboek Nederland	UKN Unknown	UKN Unknown				
	MECK Mecklenburg-Vorpommern	ZANG Zangersheide	ZANG Zangersheide				
	NRPS Nederlands Rijpaarden en Pony Stamboek	ZWBR Pferdezuchtverband Rheinland-Pfalz-Saar	ZWBR Pferdezuchtverband Rheinland-Pfalz-Saar				
	NZSH New Zealand Horse Sport	SP Sangre Pura	SP Sangre Pura				
	RHN Rheinisches Pferdestammbuch	WB Warmblood	WB Warmblood				
	SBS Cheval de Sport Belge						
	SF Selle Francais						
	SWB Swedish Warmblood						
	TRAK Trakehner						
	WEST Westfalen						
	ZFDP Deutsche Pferde						
	RARG Remonta ARG						
	SARG Silla ARG						

Note:
All changes are available in INFO

Results

Resultados / Resultados

Ground Jury: FERLAND Francois (CAN), President
ZANDER Elaine (BRA)

DETEMPLE Michael (BRA)

DISTLER David (USA)

Rank	NOC Code	Horse No	Rider	Horse	Total Penalties
1	CAN	19	HENSELWOOD Jill	SPECIAL ED	(79.66) 0
2	CAN	16	MILLAR Ian	IN STYLE	(80.23) 0.29
3	MEX	39	NIZRI Simon	CATARO ASK	(80.59) 0.47
4	BRA	10	ALVES Bernardo	CHUPA CHUP 2	(81.84) 1.09
5	USA	47	HOUGH Lauren	CASADORA	(82.24) 1.29
6	USA	49	CHAPOT Laura	LITTLE BIG MAN	(82.41) 1.38
7	BRA	12	PESSOA Rodrigo	RUFUS	(83.13) 1.74
8	MEX	41	CHEDRAUI Jose Antonio	DON PORFIRIO	(83.35) 1.85
9	VEN	56	BARRIOS Pablo	SUN GOD	(83.71) 2.03
10	CAN	15	LAMAZE Eric	HICKSTEAD	(84.51) 2.43
11	BRA	14	VENISS Pedro	UN BLANCS DE BLANC	(85.34) 2.84
12	CHI	21	NAVEILLAN Bernardo	AQUINO	(86.73) 3.54
13	MEX	40	LAMBRE Santiago	CURANT	(86.79) 3.57
14	VEN	53	GARCIA Loisse	PHILIPP	(86.86) 3.60
15	GUA	37	RODRIGUEZ Wylder	ROMPIDU	(87.26) 3.80
16	ARG	5	KIERKEGAARD Ricardo	REY Z	(88.26) 4.30
17	CAN	17	CONE Mac	MELINDA	(88.27) 4.31
18	ARG	3	ALBARRACIN Matias	GAMA COCU	(88.34) 4.34
19	MEX	43	SALAS Eduardo	RMW ESTINA	(89.50) 4.92
20	CHI	23	PAROT Samuel	SIGNATURE	(89.52) 4.93
21	CHI	20	MILTHALER Carlos	A.S. LUSITANIA	(89.66) 5.00
22	COL	26	RUIZ Mauricio	RATOUCHA	(90.00) 5.17
23	COL	24	RAMIREZ Carlos Hernando	AMAZONAS	(90.30) 5.32
24	COL	25	VILLA Ricardo	CALICO Z	(91.86) 6.10
25	PUR	46	WATRING Mark	SAPPHIRE	(92.71) 6.53
26	ARG	1	AMAYA Maximiliano	CHURCH ROAD	(92.88) 6.61
27	GUA	36	CASTILLO Eduardo	PAESEN	(93.21) 6.78
28	USA	51	RAETHER Cara	UBLESCO	(94.71) 7.53
29	ECU	31	BERMEO ANDRADE Rodrigo	KILOMBO	(95.03) 7.69
30	VEN	54	PAOLI Leopoldo	REMONTA ESCAUPIL	(95.52) 7.93
31	USA	50	MINIKUS Todd	PAVAROTTI	(96.37) 8.36
32	GUA	35	RODRIGUEZ Juan Andres	ORESTUS VDL	(96.46) 8.40
33	BOL	9	AGUIRRE del CASTILLO Hernan	TRIVITANO MIRAFLORES	(96.56) 8.45
34	DOM	28	IEROMAZZO Georgia	CHASSOT	(98.24) 9.29
35	PUR	45	TRESS ROIG Francis	ACERTIJO	(100.20) 10.27
36	BER	7	NISBETT Patrick	ANTILLE 8	(101.63) 10.99
37	PER	44	NAVARRO GRAU	OSHO	(101.93) 11.14
38	GUA	38	DIAZ DURAN Augusto	RUBINA	(102.08) 11.21
39	ESA	33	HERNANDEZ Alfredo	TAKASHI VAN BERNENBR.	(102.56) 11.45
40	BRA	13	ALMEIDA Cesar	SINGULAR JOTER II	(102.97) 11.66
41	ARG	2	DOPAZO Martin	EL CAPRICO CORAL	(103.23) 11.79
42	ECU	29	VIVERO VITERI Diego	CANTABRICA	(103.87) 12.11
43	ECU	30	ANDRADE TORRES Pablo	HANZ	(108.21) 14.28
44	BAR	6	SOODEEN Natya	TADONIA	(108.63) 14.49
45	BER	8	TERCEIRA Jillian	NAVANTUS	(EL) 34.49
45	ECU	32	ZABALA GOETSCHERL Ronald	WONDERBOY	(EL) 34.49
45	VEN	52	ARROYO Gustavo	CACHON	(EL) 34.49

Legend:

EL Eliminated
RT Retired

NS Not Started
WD Withdrawn

Results

Resultados / Resultados

Ground Jury: FERLAND Francois (CAN), President
ZANDER Elaine (BRA)

DETEMPLE Michael (BRA)

DISTLER David (USA)

Rank	NOC	Horse No	Rider	Horse	Total Penalties	Team Total Penalties
1	CAN - CANADA					2.72
		17	CONE Mac	MELINDA	4.31	
		19	HENSELWOOD Jill	SPECIAL ED	0 #	
		15	LAMAZE Eric	HICKSTEAD	2.43 #	
		16	MILLAR Ian	IN STYLE	0.29 #	
2	BRA - BRASIL					5.67
		10	ALVES Bernardo	CHUPA CHUP 2	1.09 #	
		14	VENISS Pedro	UN BLANCS DE BLANC	2.84 #	
		13	ALMEIDA Cesar	SINGULAR JOTER II	11.66	
		12	PESSOA Rodrigo	RUFUS	1.74 #	
3	MEX - MEXICO					5.89
		43	SALAS Eduardo	RMW ESTINA	4.92	
		39	NIZRI Simon	CATARO ASK	0.47 #	
		41	CHEDRAUI Jose Antonio	DON PORFIRIO	1.85 #	
		40	LAMBRE Santiago	CURANT	3.57 #	
4	USA - UNITED STATES of AMERICA					10.20
		47	HOUGH Lauren	CASADORA	1.29 #	
		51	RAETHER Cara	UBLESCO	7.53 #	
		49	CHAPOT Laura	LITTLE BIG MAN	1.38 #	
		50	MINIKUS Todd	PAVAROTTI	8.36	
5	CHI - CHILE					13.47
		23	PAROT Samuel	SIGNATURE	4.93 #	
		20	MILTHALER Carlos	A.S. LUSITANIA	5.00 #	
		21	NAVEILLAN Bernardo	AQUINO	3.54 #	
6	VEN - VENEZUELA					13.56
		52	ARROYO Gustavo	CACHON	34.49	
		54	PAOLI Leopoldo	REMONTA ESCAUPIL	7.93 #	
		53	GARCIA Loisse	PHILIPP	3.60 #	
		56	BARRIOS Pablo	SUN GOD	2.03 #	
7	ARG - ARGENTINA					15.25
		2	DOPAZO Martin	EL CAPRICO CORAL	11.79	
		1	AMAYA Maximiliano	CHURCH ROAD	6.61 #	
		3	ALBARRACIN Matias	GAMA COCU	4.34 #	
		5	KIERKEGAARD Ricardo	REY Z	4.30 #	
8	COL - COLOMBIA					16.59
		25	VILLA Ricardo	CALICO Z	6.10 #	
		26	RUIZ Mauricio	RATOUCHA	5.17 #	
		24	RAMIREZ Carlos Hernando	AMAZONAS	5.32 #	
9	GUA - GUATEMALA					18.98
		37	RODRIGUEZ Wylder	POMPIDU	3.80 #	
		38	DIAZ DURAN Augusto	RUBINA	11.21	
		36	CASTILLO Eduardo	PAESEN	6.78 #	
		35	RODRIGUEZ Juan Andres	ORESTUS VDL	8.40 #	

Legend:

EL	Eliminated	NS	Not Started
RT	Retired	WD	Withdrawn
#	Indicates that points count for team total		



National Equestrian Center
Centro Nacional de Hipismo
Centro Nacional de Hipismo

26 JUL 2007
10:00

Equestrian
Ecuestre / Hipismo

Jumping
Saltos / Saltos

Team Round 1
Equipos Ronda 1 / Equipos Rodada 1

Results

Resultados / Resultados

Ground Jury: FERLAND Francois (CAN), President
ZANDER Elaine (BRA)

DETEMPLE Michael (BRA)

DISTLER David (USA)

Rank	NOC	Horse No	Rider	Horse	Total Penalties	Team Total Penalties
10	ECU - ECUADOR					34.08
		32	ZABALA GOETSCHEL Ronald	WONDERBOY	34.49	
		31	BERMEO ANDRADE Rodrigo	KILOMBO	7.69 #	
		29	VIVERO VITERI Diego	CANTABRICA	12.11 #	
		30	ANDRADE TORRES Pablo	HANZ	14.28 #	

Legend:

EL	Eliminated	NS	Not Started
RT	Retired	WD	Withdrawn
#	Indicates that points count for team total		

Results

Resultados / Resultados

Ground Jury: FERLAND Francois (CAN), President
ZANDER Elaine (BRA)

DETEMPLE Michael (BRA)

DISTLER David (USA)

Competition Specifications	
Type	Table A, not against the clock
Speed	400 metres/minute
Time allowed	81 seconds
Jump-off	None

Rank	NOC Code	Horse No	Rider	Horse	Penalties 1st Q.		Penalties		Total Penalties 2nd Q.	Total Penalties 1st+2nd
					Total	Rk	Jump	Time		
1	CAN	19	T HENSELWOOD Jill	SPECIAL ED	0	(1)	0	0	0	0.00
2	CAN	16	T MILLAR Ian	IN STYLE	0.29	(2)	0	0	0	0.29
3	BRA	12	T PESSOA Rodrigo	RUFUS	1.74	(7)	0	0	0	1.74
4	BRA	14	T VENISS Pedro	UN BLANCS DE BLANC	2.84	(11)	0	0	0	2.84
5	MEX	39	T NIZRI Simon	CATARO ASK	0.47	(3)	4	0	4.00	4.47
6	BRA	10	T ALVES Bernardo	CHUPA CHUP 2	1.09	(4)	4	0	4.00	5.09
7	USA	49	T CHAPOT Laura	LITTLE BIG MAN	1.38	(6)	4	0	4.00	5.38
8	USA	47	T HOUGH Lauren	CASADORA	1.29	(5)	4	1	5.00	6.29
9	CAN	15	T LAMAZE Eric	HICKSTEAD	2.43	(10)	4	0	4.00	6.43
10	USA	51	T RAETHER Cara	UBLESCO	7.53	(28)	0	0	0	7.53
11	COL	24	T RAMIREZ Carlos Hernando	AMAZONAS	5.32	(23)	4	0	4.00	9.32
12	MEX	41	T CHEDRAUI Jose Antonio	DON PORFIRIO	1.85	(8)	8	0	8.00	9.85
13	VEN	56	T BARRIOS Pablo	SUN GOD	2.03	(9)	8	1	9.00	11.03
14	MEX	40	T LAMBRE Santiago	CURANT	3.57	(13)	8	0	8.00	11.57
15	VEN	53	T GARCIA Loisse	PHILIPP	3.60	(14)	8	0	8.00	11.60
16	BRA	13	T ALMEIDA Cesar	SINGULAR JOTER II	11.66	(40)	0	0	0	11.66
17	MEX	43	T SALAS Eduardo	RMW ESTINA	4.92	(19)	8	0	8.00	12.92
18	CHI	23	T PAROT Samuel	SIGNATURE	4.93	(20)	8	1	9.00	13.93
19	GUA	37	T RODRIGUEZ Wylder	POMPIDU	3.80	(15)	12	0	12.00	15.80
20	COL	25	T VILLA Ricardo	CALICO Z	6.10	(24)	8	2	10.00	16.10
21	CAN	17	T CONE Mac	MELINDA	4.31	(17)	12	0	12.00	16.31
22	ARG	3	T ALBARRACIN Matias	GAMA COCU	4.34	(18)	12	0	12.00	16.34
23	ARG	2	T DOPAZO Martin	EL CAPRICHICO CORAL	11.79	(41)	4	1	5.00	16.79
24	DOM	28	T IEROMAZZO Georgia	CHASSOT	9.29	(34)	8	1	9.00	18.29
25	ARG	5	T KIERKEGAARD Ricardo	REY Z	4.30	(16)	16	0	16.00	20.30
26	GUA	35	T RODRIGUEZ Juan Andres	ORESTUS VDL	8.40	(32)	12	1	13.00	21.40
27	ESA	33	T HERNANDEZ Alfredo	TAKASHI VAN BERNENBR.	11.45	(39)	8	2	10.00	21.45
28	GUA	36	T CASTILLO Eduardo	PAESEN	6.78	(27)	12	4	16.00	22.78
29	BER	7	T NISBETT Patrick	ANTILLE 8	10.99	(36)	12	0	12.00	22.99
30	PUR	45	T TRESS ROIG Francis	ACERTIJO	10.27	(35)	12	1	13.00	23.27
31	ARG	1	T AMAYA Maximiliano	CHURCH ROAD	6.61	(26)	16	3	19.00	25.61
32	PUR	46	T WATRING Mark	SAPPHIRE	6.53	(25)	16	4	20.00	26.53
33	CHI	20	T MILTHALER Carlos	A.S. LUSITANIA	5.00	(21)	20	2	22.00	27.00
34	ECU	29	T VIVERO VITERI Diego	CANTABRICA	12.11	(42)	16	0	16.00	28.11
35	VEN	54	T PAOLI Leopoldo	REMONTA ESCAUPIL	7.93	(30)	20	1	21.00	28.93
36	COL	26	T RUIZ Mauricio	RATOUCHA	5.17	(22)	20	4	24.00	29.17
37	BOL	9	T AGUIRRE del CASTILLO Hernan	TRIVITANO MIRAFLORES	8.45	(33)	16	7	23.00	31.45
38	GUA	38	T DIAZ DURAN Augusto	RUBINA	11.21	(38)	20	4	24.00	35.21
39	BER	8	T TERCEIRA Jillian	NAVANTUS	EL (45)		16	1	17.00	51.49
	ECU	32	T ZABALA GOETSCHERL Ronald	WONDERBOY	EL (45)		RT			
	BAR	6	T SOODEEN Natya	TADONIA	14.49	(44)	EL			
	CHI	21	T NAVELLAN Bernardo	AQUINO	3.54	(12)	EL			

Legend:

EL	Eliminated	NS	Not Started
Q	Qualifier	Rk	Rank
RT	Retired	T	Team Indicator
WD	Withdrawn		

Results

Resultados / Resultados

Ground Jury: FERLAND Francois (CAN), President
ZANDER Elaine (BRA)

DETEMPLE Michael (BRA)

DISTLER David (USA)

Competition Specifications	
Type	Table A, not against the clock
Speed	400 metres/minute
Time allowed	81 seconds
Jump-off	None

Rank	NOC Code	Horse No	Rider	Horse	Penalties 1st Q.		Penalties		Total Penalties 2nd Q.	Total Penalties 1st+2nd
					Total	Rk	Jump	Time		
	ECU	31	T BERMEO ANDRADE Rodrigo	KILOMBO	7.69	(29)	EL			
	ECU	30	T ANDRADE TORRES Pablo	HANZ	14.28	(43)	EL			
	PER	44	NAVARRO GRAU	OSHO	11.14	(37)	EL			
	USA	50	T MINIKUS Todd	PAVAROTTI	8.36	(31)	EL			
	VEN	52	T ARROYO Gustavo	CACHON	EL	(45)	EL			

Legend:

EL	Eliminated	NS	Not Started
Q	Qualifier	Rk	Rank
RT	Retired	T	Team Indicator
WD	Withdrawn		

Final Results

Resultados Finales / Resultados Finais

Ground Jury: FERLAND Francois (CAN), President
ZANDER Elaine (BRA)

DETEMPLE Michael (BRA)

DISTLER David (USA)

Competition Specifications	
Type	Table A, not against the clock
Speed	400 metres/minute
Time allowed	81 seconds
Jump-off	If required for medal placing
Jump-off time allowed	63 seconds

Rank	NOC	Horse No	Rider	Horse	Total	Total	Penalties		Total	Team
					Pen Round 1	Pen Round 2	Jump	Time	Pen Round 3	Total Pen
1	BRA - BRASIL				5.67	0			4.00	9.67
		10	ALVES Bernardo	CHUPA CHUP 2	1.09 #	4.00	4	0	4.00	
		14	VENISS Pedro	UN BLANCS DE BLANC	2.84 #	0 #	0	0	0 #	
		13	ALMEIDA Cesar	SINGULAR JOTER II	11.66	0 #	0	0	0 #	
		12	PESSOA Rodrigo	RUFUS	1.74 #	0 #	4	0	4.00 #	
2	CAN - CANADA				2.72	4.00			8.00	14.72
		17	CONE Mac	MELINDA	4.31	12.00	8	0	8.00	
		19	HENSELWOOD Jill	SPECIAL ED	0 #	0 #	4	0	4.00 #	
		15	LAMAZE Eric	HICKSTEAD	2.43 #	4.00 #	0	0	0 #	
		16	MILLAR Ian	IN STYLE	0.29 #	0 #	4	0	4.00 #	
3	USA - UNITED STATES of AMERICA				10.20	9.00			8.00	27.20
		47	HOUGH Lauren	CASADORA	1.29 #	5.00 #	0	0	0 #	
		51	RAETHER Cara	UBLESCO	7.53 #	0 #	4	0	4.00 #	
		49	CHAPOT Laura	LITTLE BIG MAN	1.38 #	4.00 #	4	0	4.00 #	
		50	MINIKUS Todd	PAVAROTTI	8.36	0	EL			
4	MEX - MEXICO				5.89	20.00			9.00	34.89
		40	LAMBRE Santiago	CURANT	3.57 #	8.00	0	0	0 #	
		39	NIZRI Simon	CATARO ASK	0.47 #	4.00 #	EL			
		43	SALAS Eduardo	RMW ESTINA	4.92	8.00 #	8	1	9.00 #	
		41	CHEDRAUI Jose Antonio	DON PORFIRIO	1.85 #	8.00 #	0	0	0 #	
5	ARG - ARGENTINA				15.25	33.00			16.00	64.25
		1	AMAYA Maximiliano	CHURCH ROAD	6.61 #	19.00	4	0	4.00 #	
		3	ALBARRACIN Matias	GAMA COCU	4.34 #	12.00 #	4	0	4.00 #	
		2	DOPAZO Martin	EL CAPRICO CORAL	11.79	5.00 #	16	1	17.00	
		5	KIERKEGAARD Ricardo	REY Z	4.30 #	16.00 #	8	0	8.00 #	
6	GUA - GUATEMALA				18.98	41.00			28.00	87.98
		37	RODRIGUEZ Wylder	POMPIDU	3.80 #	12.00 #	16	3	19.00 #	
		38	DIAZ DURAN Augusto	RUBINA	11.21	24.00	EL			
		36	CASTILLO Eduardo	PAESEN	6.78 #	16.00 #	4	1	5.00 #	
		35	RODRIGUEZ Juan Andres	ORESTUS VDL	8.40 #	13.00 #	4	0	4.00 #	
7	COL - COLOMBIA				16.59	38.00			45.00	99.59
		25	VILLA Ricardo	CALICO Z	6.10 #	10.00 #	16	5	21.00 #	
		26	RUIZ Mauricio	RATOUCHA	5.17 #	24.00 #	12	0	12.00 #	
		24	RAMIREZ Carlos Hernando	AMAZONAS	5.32 #	4.00 #	12	0	12.00 #	

Legend:

EL	Eliminated	NS	Not Started
RT	Retired	WD	Withdrawn
#	Indicates that points count for team total		

Final Results

Resultados Finales / Resultados Finais

Ground Jury: FERLAND Francois (CAN), President
ZANDER Elaine (BRA)

DETEMPLE Michael (BRA)

DISTLER David (USA)

Competition Specifications	
Type	Table A, not against the clock
Speed	400 metres/minute
Time allowed	81 seconds
Jump-off	If required for medal placing
Jump-off time allowed	63 seconds

Rank	NOC	Horse No	Rider	Horse	Total Pen		Penalties		Total Pen Round 3	Team Total Pen
					Round 1	Round 2	Jump	Time		
VEN - VENEZUELA					13.56	38.00			25.00	EL
		52	ARROYO Gustavo	CACHON	34.49	0	EL			
		54	PAOLI Leopoldo	REMONTA ESCAUPIL	7.93 #	21.00 #	16	1	17.00 #	
		53	GARCIA Loisse	PHILIPP	3.60 #	8.00 #	EL			
		56	BARRIOS Pablo	SUN GOD	2.03 #	9.00 #	8	0	8.00 #	
CHI - CHILE						13.47			31.00	EL
		23	PAROT Samuel	SIGNATURE		4.93 #	8	1	9.00 #	
		21	NAVEILLAN Bernardo	AQUINO		3.54 #	EL			
		20	MILTHALER Carlos	A.S. LUSITANIA		5.00 #	20	2	22.00 #	
ECU - ECUADOR						34.08			16.00	EL
		32	ZABALA GOETSCHERL Ronald	WONDERBOY		34.49	RT			
		31	BERMEO ANDRADE Rodrigo	KILOMBO		7.69 #	EL			
		29	VIVERO VITERI Diego	CANTABRICA		12.11 #	16	0	16.00 #	
		30	ANDRADE TORRES Pablo	HANZ		14.28 #	EL			

Legend:

EL	Eliminated	NS	Not Started
RT	Retired	WD	Withdrawn
#	Indicates that points count for team total		

Results

Resultados / Resultados

Ground Jury: FERLAND Francois (CAN), President
ZANDER Elaine (BRA)

DETEMPLE Michael (BRA)

DISTLER David (USA)

Competition Specifications	
Type	Table A, not against the clock
Speed	400 metres/minute
Time allowed	81 seconds
Jump-off	None

Rank	NOC Code	Horse No	Rider	Horse	Penalties 1st Qualifier		Penalties 2nd Qualifier		Penalties		Total Penalties 3rd Q.	Total Penalties 1+2+3
					Total	Rk	Total	Rk	Jump	Time		
1	BRA	14	T VENISS Pedro	UN BLANCS DE BLANC	2.84 (11)		0 (1)		0	0	0	2.84Q
2	CAN	19	T HENSELWOOD Jill	SPECIAL ED	0 (1)		0 (1)		4	0	4.00	4.00Q
3	CAN	16	T MILLAR Ian	IN STYLE	0.29 (2)		0 (1)		4	0	4.00	4.29Q
4	BRA	12	T PESSOA Rodrigo	RUFUS	1.74 (7)		0 (1)		4	0	4.00	5.74Q
5	USA	47	T HOUGH Lauren	CASADORA	1.29 (5)		5.00 (12)		0	0	0	6.29Q
6	CAN	15	T LAMAZE Eric	HICKSTEAD	2.43 (10)		4.00 (7)		0	0	0	6.43Q
7	BRA	10	T ALVES Bernardo	CHUPA CHUP 2	1.09 (4)		4.00 (7)		4	0	4.00	9.09Q
8	USA	49	T CHAPOT Laura	LITTLE BIG MAN	1.38 (6)		4.00 (7)		4	0	4.00	9.38Q
9	MEX	41	T CHEDRAUI Jose Antonio	DON PORFIRIO	1.85 (8)		8.00 (14)		0	0	0	9.85Q
10	USA	51	T RAETHER Cara	UBLESCO	7.53 (28)		0 (1)		4	0	4.00	11.53Q
11	MEX	40	T LAMBRE Santiago	CURANT	3.57 (13)		8.00 (14)		0	0	0	11.57Q
12	BRA	13	T ALMEIDA Cesar	SINGULAR JOTER II	11.66 (40)		0 (1)		0	0	0	11.66Q
13	VEN	56	T BARRIOS Pablo	SUN GOD	2.03 (9)		9.00 (18)		8	0	8.00	19.03Q
14	ARG	3	T ALBARRACIN Matias	GAMA COCU	4.34 (18)		12.00 (23)		4	0	4.00	20.34Q
15	COL	24	T LAMIREZ Carlos Hernando	AMAZONAS	5.32 (23)		4.00 (7)		12	0	12.00	21.32Q
16	MEX	43	T SALAS Eduardo	RMW ESTINA	4.92 (19)		8.00 (14)		8	1	9.00	21.92Q
17	CHI	23	T PAROT Samuel	SIGNATURE	4.93 (20)		9.00 (18)		8	2	10.00	23.93Q
18	CAN	17	T CONE Mac	MELINDA	4.31 (17)		12.00 (23)		8	0	8.00	24.31Q
19	GUA	35	T RODRIGUEZ Juan Andres	ORESTUS VDL	8.40 (32)		13.00 (27)		4	0	4.00	25.40Q
20	GUA	36	T CASTILLO Eduardo	PAESEN	6.78 (27)		16.00 (29)		4	1	5.00	27.78Q
21	ARG	5	T KIERKEGAARD Ricardo	REY Z	4.30 (16)		16.00 (29)		8	0	8.00	28.30Q
22	ARG	1	T AMAYA Maximiliano	CHURCH ROAD	6.61 (26)		19.00 (33)		4	0	4.00	29.61Q
23	PUR	45	T TRESS ROIG Francis	ACERTIJO	10.27 (35)		13.00 (27)		8	0	8.00	31.27Q
24	BER	7	T NISBETT Patrick	ANTILLE 8	10.99 (36)		12.00 (23)		8	1	9.00	31.99Q
25	ARG	2	T DOPAZO Martin	EL CAPRICHICO CORAL	11.79 (41)		5.00 (12)		16	1	17.00	33.79Q
26	GUA	37	T RODRIGUEZ Wylder	POMPIDU	3.80 (15)		12.00 (23)		16	3	19.00	34.80Q
27	PUR	46	T WATRING Mark	SAPPHIRE	6.53 (25)		20.00 (34)		8	1	9.00	35.53Q
28	ECU	29	T VIVERO VITERI Diego	CANTABRICA	12.11 (42)		16.00 (29)		8	0	8.00	36.11Q
29	COL	25	T VILLA Ricardo	CALICO Z	6.10 (24)		10.00 (21)		16	5	21.00	37.10Q
30	BOL	9	T AGUIRRE CASTILLO Hernan	TRIVITANO MIRAFLORES	8.45 (33)		23.00 (37)		4	2	6.00	37.45Q
31	COL	26	T RUIZ Mauricio	RATOUCHA	5.17 (22)		24.00 (38)		12	0	12.00	41.17Q
32	VEN	54	T PAOLI Leopoldo	REMONTA ESCAUPIL	7.93 (30)		21.00 (35)		16	1	17.00	45.93Q
33	BER	8	T TERCEIRA Jillian	NAVANTUS	EL (45)		17.00 (32)		16	1	17.00	68.49Q
	CHI	20	T MILTHALER Carlos	A.S. LUSITANIA	5.00 (21)		22.00 (36)		EL			
	DOM	28	T IEROMAZZO Georgia	CHASSOT	9.29 (34)		9.00 (18)		EL			
	ESA	33	T HERNANDEZ Alfredo	TAKASHI VAN BERNENBR.	11.45 (39)		10.00 (21)		EL			
	GUA	38	T DIAZ DURAN Augusto	RUBINA	11.21 (38)		24.00 (38)		EL			
	MEX	39	T NIZRI Simon	CATARO ASK	0.47 (3)		4.00 (7)		EL			
	USA	50	T MINIKUS Todd	PAVAROTTI	8.36 (31)		EL		EL			
	VEN	52	T ARROYO Gustavo	CACHON	EL (45)		EL		EL			
	VEN	53	T GARCIA Loisse	PHILIPP	3.60 (14)		8.00 (14)		EL			
	ECU	32	T ZABALA GOETSCHERL Ronald	WONDERBOY	EL (45)		RT					

Legend:

EL	Eliminated	NS	Not Started
Q	Qualified rider	Q.	Qualifier
R	Reserve rider	Rk	Rank
RT	Retired	T	Team Indicator
WD	Withdrawn		

Results

Resultados / Resultados

Ground Jury: FERLAND Francois (CAN), President
ZANDER Elaine (BRA)

DETEMPLE Michael (BRA)

DISTLER David (USA)

Competition Specifications	
Type	Table A, not against the clock
Speed	400 metres/minute
Time allowed	81 seconds
Jump-off	None

Rank	NOC Code	Horse No	Rider	Horse	Penalties 1st Qualifier		Penalties 2nd Qualifier		Penalties		Total Penalties 3rd Q.	Total Penalties 1+2+3
					Total	Rk	Total	Rk	Jump	Time		
	BAR	6	SOODEEN Natya	TADONIA	14.49	(44)						
	CHI	21	T NAVEILLAN Bernardo	AQUINO	3.54	(12)						
	ECU	31	T BERMEO ANDRADE Rodrigo	KILOMBO	7.69	(29)						
	ECU	30	T ANDRADE TORRES Pablo	HANZ	14.28	(43)						
	PER	44	NAVARRO GRAU	OSHO	11.14	(37)						

Legend:

EL	Eliminated	NS	Not Started
Q	Qualified rider	Q.	Qualifier
R	Reserve rider	Rk	Rank
RT	Retired	T	Team Indicator
WD	Withdrawn		

Results

Resultados / Resultados

Ground Jury: FERLAND Francois (CAN), President
ZANDER Elaine (BRA)

DETEMPLE Michael (BRA)

DISTLER David (USA)

Competition Specifications	
Speed	400 metres/minute
Time allowed	75
Jump-off	None

Rank	NPC Code	Horse No.	Rider	Horse	Qualification		Penalties		Total Penalties
					Pen	Rank	Jump	Time	
1	CAN	19	HENSELWOOD Jill	SPECIAL ED	4.00	(2)	0	0	4.00
2	CAN	16	MILLAR Ian	IN STYLE	4.29	(3)	0	0	4.29
3	BRA	12	PESSOA Rodrigo	RUFUS	5.74	(4)	0	0	5.74
4	CAN	15	LAMAZE Eric	HICKSTEAD	6.43	(6)	0	0	6.43
5	BRA	14	VENISS Pedro	UN BLANCS DE BLANC	2.84	(1)	4	0	6.84
6	BRA	10	ALVES Bernardo	CHUPA CHUP 2	9.09	(7)	0	0	9.09
7	MEX	41	CHEDRAUI Jose Antonio	DON PORFIRIO	9.85	(9)	0	0	9.85
8	USA	51	RAETHER Cara	UBLESCO	11.53	(10)	4	0	15.53
9	USA	47	HOUGH Lauren	CASADORA	6.29	(5)	12	0	18.29
10	BRA	13	ALMEIDA Cesar	SINGULAR JOTER II	11.66	(12)	8	0	19.66
11	ARG	3	ALBARRACIN Matias	GAMA COCU	20.34	(14)	4	0	24.34
12	VEN	56	BARRIOS Pablo	SUN GOD	19.03	(13)	8	0	27.03
13	CAN	17	CONE Mac	MELINDA	24.31	(18)	4	0	28.31
14	COL	24	RAMIREZ Carlos Hernando	AMAZONAS	21.32	(15)	8	1	30.32
15	MEX	40	LAMBRE Santiago	CURANT	11.57	(11)	20	0	31.57
16	MEX	43	SALAS Eduardo	RMW ESTINA	21.92	(16)	12	1	34.92
17	CHI	23	PAROT Samuel	SIGNATURE	23.93	(17)	12	1	36.93
18	GUA	35	RODRIGUEZ Juan Andres	ORESTUS VDL	25.40	(19)	12	1	38.40
19	BER	7	NISBETT Patrick	ANTILLE 8	31.99	(24)	8	0	39.99
20	GUA	37	RODRIGUEZ Wylder	POMPIDU	34.80	(26)	8	1	43.80
21	GUA	36	CASTILLO Eduardo	PAESEN	27.78	(20)	16	1	44.78
22	ARG	1	AMAYA Maximiliano	CHURCH ROAD	29.61	(22)	16	0	45.61
23	COL	26	RUIZ Mauricio	RATOUCHA	41.17	(31)	4	1	46.17
24	PUR	45	TRESS ROIG Francis	ACERTIJO	31.27	(23)	12	3	46.27
25	BOL	9	AGUIRRE CASTILLO Hernan	TRIVITANO MIRAFLORES	37.45	(30)	8	2	47.45
26	VEN	54	PAOLI Leopoldo	REMONTA ESCAUPIL	45.93	(32)	8	1	54.93
27	COL	25	VILLA Ricardo	CALICO Z	37.10	(29)	20	1	58.10
28	ECU	29	VIVERO VITERI Diego	CANTABRICA	36.11	(28)	24	0	60.11
29	BER	8	TERCEIRA Jillian	NAVANTUS	68.49	(33)	20	1	89.49
	ARG	2	DOPAZO Martin	EL CAPRICHICO CORAL	33.79	(25)	RT		
	PUR	46	WATRING Mark	SAPPHIRE	35.53	(27)	RT		
	USA	49	CHAPOT Laura	LITTLE BIG MAN	9.38	(8)	RT		
	ARG	5	KIERKEGAARD Ricardo	REY Z	28.30	(21)	EL		

Legend:

EL	Eliminated	NS	Not Started
Q	Qualified rider	RT	Retired
WD	Withdrawn		

Final Results

Resultados Finales / Resultados Finais

Ground Jury: FERLAND Francois (CAN), President
ZANDER Elaine (BRA)

DETEMPLE Michael (BRA)

DISTLER David (USA)

Competition Specifications	
Speed	400 metres/minute
Time allowed	61
Jump-off	If required for medal placing
Jump-off time allowed	

Rank	NPC Code	Horse No.	Rider	Horse	Penalties Previous		Penalties		Total Penalties Round B	Total Penalties
					Total	Rk	Jump	Time		
1	CAN	19	HENSELWOOD Jill	SPECIAL ED	4.00	1	0	0	0	4.00
2	BRA	12	PESSOA Rodrigo	RUFUS	5.74	3	0	0	0	5.74
3	CAN	15	LAMAZE Eric	HICKSTEAD	6.43	4	0	0	0	6.43
4	CAN	16	MILLAR Ian	IN STYLE	4.29	2	4	1	5.00	9.29
5	BRA	14	VENISS Pedro	UN BLANCS DE BLANC	6.84	5	4	0	4.00	10.84
6	BRA	10	ALVES Bernardo	CHUPA CHUP 2	9.09	6	4	0	4.00	13.09
7	MEX	41	CHEDRAUI Jose Antonio	DON PORFIRIO	9.85	7	4	1	5.00	14.85
8	USA	51	RAETHER Cara	UBLESCO	15.53	8	4	1	5.00	20.53
9	BRA	13	ALMEIDA Cesar	SINGULAR JOTER II	19.66	10	0	1	1.00	20.66
10	VEN	56	BARRIOS Pablo	SUN GOD	27.03	12	8	1	9.00	36.03
11	COL	24	RAMIREZ Carlos Hernando	AMAZONAS	30.32	14	8	3	11.00	41.32
12	ARG	3	ALBARRACIN Matias	GAMA COCU	24.34	11	16	1	17.00	41.34
13	MEX	43	SALAS Eduardo	RMW ESTINA	34.92	16	8	1	9.00	43.92
14	CAN	17	CONE Mac	MELINDA	28.31	13	16	1	17.00	45.31
15	GUA	35	RODRIGUEZ Juan Andres	ORESTUS VDL	38.40	18	8	1	9.00	47.40
16	GUA	37	RODRIGUEZ Wylder	POMPIDU	43.80	20	4	1	5.00	48.80
17	BER	7	NISBETT Patrick	ANTILLE 8	39.99	19	12	1	13.00	52.99
18	COL	26	RUIZ Mauricio	RATOUCHA	46.17	23	8	1	9.00	55.17
19	PUR	45	TRESS ROIG Francis	ACERTIJO	46.27	24	8	1	9.00	55.27
20	BOL	9	AGUIRRE CASTILLO Hernan	TRIVITANO MIRAFLORES	47.45	25	8	2	10.00	57.45
21	COL	25	VILLA Ricardo	CALICO Z	58.10	27	0	1	1.00	59.10
22	ECU	29	VIVERO VITERI Diego	CANTABRICA	60.11	28	4	1	5.00	65.11
23	GUA	36	CASTILLO Eduardo	PAESEN	44.78	21	20	5	25.00	69.78
24	VEN	54	PAOLI Leopoldo	REMONTA ESCAUPIL	54.93	26	16	1	17.00	71.93
25	BER	8	TERCEIRA Jillian	NAVANTUS	89.49	29	0	2	2.00	91.49
	ARG	1	AMAYA Maximiliano	CHURCH ROAD	45.61	22	RT			
	MEX	40	LAMBRE Santiago	CURANT	31.57	15	RT			
	USA	47	HOUGH Lauren	CASADORA	18.29	9	RT			
	CHI	23	PAROT Samuel	SIGNATURE	36.93	17	EL			

Legend:

EL	Eliminated	NS	Not Started
Pen	Penalties	Rk	Rank
RT	Retired	WD	Withdrawn

Results Summary

Resumen de Resultados / Resumo dos Resultados

Ground Jury: FERLAND Francois (CAN), President
ZANDER Elaine (BRA)

DETEMPLE Michael (BRA)

DISTLER David (USA)

Rank	NOC Code	Horse No	Rider	Horse	Qualifier Penalties and Ranks				Final Penalties and Ranks								
					1st	2nd	3rd	Total	Round A	Round B	Total						
1	CAN	19	HENSELWOOD Jill	SPECIAL ED	0	(1)	0	(=1)	4.00	(=7)	4.00	(=2)	0	(=1)	0	(=1)	4.00
2	BRA	12	PESSOA Rodrigo	RUFUS	1.74	(7)	0	(=1)	4.00	(=7)	5.74	(=4)	0	(=1)	0	(=1)	5.74
3	CAN	15	LAMAZE Eric	HICKSTEAD	2.43	(10)	4.00	(=7)	0	(=1)	6.43	(=6)	0	(=1)	0	(=1)	6.43
4	CAN	16	MILLAR Ian	IN STYLE	0.29	(2)	0	(=1)	4.00	(=7)	4.29	(=3)	0	(=1)	5.00	(=9)	9.29
5	BRA	14	VENISS Pedro	UN BLANCS DE BLANC	2.84	(11)	0	(=1)	0	(=1)	2.84	(=1)	4.00	(=7)	4.00	(=7)	10.84
6	BRA	10	ALVES Bernardo	CHUPA CHUP 2	1.09	(4)	4.00	(=7)	4.00	(=7)	9.09	(=7)	0	(=1)	4.00	(=7)	13.09
7	MEX	41	CHEDRAUI Jose Antonio	DON PORFIRIO	1.85	(8)	8.00	(=14)	0	(=1)	9.85	(=9)	0	(=1)	5.00	(=9)	14.85
8	USA	51	RAETHER Cara	UBLESCO	7.53	(28)	0	(=1)	4.00	(=7)	11.53	(=10)	4.00	(=7)	5.00	(=9)	20.53
9	BRA	13	ALMEIDA Cesar	SINGULAR JOTER II	11.66	(40)	0	(=1)	0	(=1)	11.66	(=12)	8.00	(=12)	1.00	(=4)	20.66
10	VEN	56	BARRIOS Pablo	SUN GOD	2.03	(9)	9.00	(=18)	8.00	(=18)	19.03	(=13)	8.00	(=12)	9.00	(=14)	36.03
11	COL	24	RAMIREZ Carlos Hernando	AMAZONAS	5.32	(23)	4.00	(=7)	12.00	(=27)	21.32	(=15)	9.00	(=15)	11.00	(20)	41.32
12	ARG	3	ALBARRACIN Matias	GAMA COCU	4.34	(18)	12.00	(=23)	4.00	(=7)	20.34	(=14)	4.00	(=7)	17.00	(=22)	41.34
13	MEX	43	SALAS Eduardo	RMW ESTINA	4.92	(19)	8.00	(=14)	9.00	(=23)	21.92	(=16)	13.00	(=20)	9.00	(=14)	43.92
14	CAN	17	CONE Mac	MELINDA	4.31	(17)	12.00	(=23)	8.00	(=18)	24.31	(=18)	4.00	(=7)	17.00	(=22)	45.31
15	GUA	35	RODRIGUEZ Juan Andres	ORESTUS VDL	8.40	(32)	13.00	(=27)	4.00	(=7)	25.40	(=19)	13.00	(=20)	9.00	(=14)	47.40
16	GUA	37	RODRIGUEZ Wylder	POMPIDU	3.80	(15)	12.00	(=23)	19.00	(32)	34.80	(=26)	9.00	(=15)	5.00	(=9)	48.80
17	BER	7	NISBETT Patrick	ANTILLE 8	10.99	(36)	12.00	(=23)	9.00	(=23)	31.99	(=24)	8.00	(=12)	13.00	(21)	52.99
18	COL	26	RUIZ Mauricio	RATOUCHA	5.17	(22)	24.00	(=38)	12.00	(=27)	41.17	(=31)	5.00	(11)	9.00	(=14)	55.17
19	PUR	45	TRESS ROIG Francis	ACERTIJO	10.27	(35)	13.00	(=27)	8.00	(=18)	31.27	(=23)	15.00	(23)	9.00	(=14)	55.27
20	BOL	9	AGUIRRE CASTILLO Hernan	TRIVITANO MIRAFLORES	8.45	(33)	23.00	(37)	6.00	(17)	37.45	(=30)	10.00	(18)	10.00	(19)	57.45
21	COL	25	VILLA Ricardo	CALICO Z	6.10	(24)	10.00	(=21)	21.00	(33)	37.10	(=29)	21.00	(=27)	1.00	(=4)	59.10
22	ECU	29	VIVERO VITERI Diego	CANTABRICA	12.11	(42)	16.00	(=29)	8.00	(=18)	36.11	(=28)	24.00	(29)	5.00	(=9)	65.11
23	GUA	36	CASTILLO Eduardo	PAESEN	6.78	(27)	16.00	(=29)	5.00	(16)	27.78	(=20)	17.00	(25)	25.00	(25)	69.78
24	VEN	54	PAOLI Leopoldo	REMONTA ESCAUPI	7.93	(30)	21.00	(35)	17.00	(=29)	45.93	(=32)	9.00	(=15)	17.00	(=22)	71.93
25	BER	8	TERCEIRA Jillian	NAVANTUS	EL	(=45)	17.00	(32)	17.00	(=29)	34.00	(=33)	21.00	(=27)	2.00	(6)	91.49
26	ARG	1	AMAYA Maximiliano	CHURCH ROAD	6.61	(26)	19.00	(33)	4.00	(=7)	29.61	(=22)	16.00	(24)	RT		RT
27	MEX	40	LAMBRE Santiago	CURANT	3.57	(13)	8.00	(=14)	0	(=1)	11.57	(=11)	20.00	(26)	RT		RT
28	USA	47	HOUGH Lauren	CASADORA	1.29	(5)	5.00	(=12)	0	(=1)	6.29	(=5)	12.00	(19)	RT		RT
29	CHI	23	PAROT Samuel	SIGNATURE	4.93	(20)	9.00	(=18)	10.00	(26)	23.93	(=17)	13.00	(=20)	EL		EL
30	ARG	2	DOPAZO Martin	EL CAPRICHOS CORAL	11.79	(41)	5.00	(=12)	17.00	(=29)	33.79	(=25)	RT				RT
31	PUR	46	WATRING Mark	SAPPHIRE	6.53	(25)	20.00	(34)	9.00	(=23)	35.53	(=27)	RT				RT
32	USA	49	CHAPOT Laura	LITTLE BIG MAN	1.38	(6)	4.00	(=7)	4.00	(=7)	9.38	(=8)	RT				RT
33	ARG	5	KIERKEGAARD Ricardo	REY Z	4.30	(16)	16.00	(=29)	8.00	(=18)	28.30	(=21)	EL				EL
34	CHI	20	MILTHALER Carlos	A.S. LUSITANIA	5.00	(21)	22.00	(36)	EL		EL						
35	DOM	28	IEROMAZZO Georgia	CHASSOT	9.29	(34)	9.00	(=18)	EL		EL						
36	ESA	33	HERNANDEZ Alfredo	TAKASHI VAN BERN.	11.45	(39)	10.00	(=21)	EL		EL						
37	GUA	38	DIAZ DURAN Augusto	RUBINA	11.21	(38)	24.00	(=38)	EL		EL						
38	MEX	39	NIZRI Simon	CATARO ASK	0.47	(3)	4.00	(=7)	EL		EL						
39	USA	50	MINIKUS Todd	PAVAROTTI	8.36	(31)	EL		EL		EL						
40	VEN	52	ARROYO Gustavo	CACHON	EL	(=45)	EL		EL		EL						
41	VEN	53	GARCIA Loisse	PHILIPP	3.60	(14)	8.00	(=14)	EL		EL						
42	ECU	32	ZABALA GOETSCHERL Ronald	WONDERBOY	EL	(=45)	RT										
43	BAR	6	SOODEEN Natya	TADONIA	14.49	(44)	EL										
44	CHI	21	NAVEILLAN Bernardo	AQUINO	3.54	(12)	EL										
45	ECU	31	BERMEO ANDRADE Rodrigo	KILOMBO	7.69	(29)	EL										
46	ECU	30	ANDRADE TORRES Pablo	HANZ	14.28	(43)	EL										
47	PER	44	NAVARRO GRAU	OSHO	11.14	(37)	EL										

Legend:

EL	Eliminated	NS	Not Started
Pen	Penalties	RT	Retired
WD	Withdrawn	=	Equal sign indicates that two or more NOCs share the same rank by total

Medallists by Event

Medallista por evento / Medalhistas por Evento

After 6 of 6 Events As of 29 JUL 2007

Event Name	Date	Medal	Rider	Horse	NOC Code
Dressage Team	14 JUL 2007	GOLD	SAMMIS Lauren HICKEY Christopher POULIN-NEFF Katherine	SAGACIOUS HF REGENT BRILLIANT TOO	USA
		SILVER	BRESEE Andrea CREECH Diane DVORAK Tom	RAFFLES WIONA BEAUMARCHAIS	CAN
		BRONZE	CLEMENTINO Rogerio COSTA Renata ALMEIDA Luiza	NILO VO MONTY SAMBA	BRA
Dressage Individual	18 JUL 2007	GOLD	HICKEY Christopher	REGENT	USA
		SILVER	SAMMIS Lauren	SAGACIOUS HF	USA
		BRONZE	LOSOS de MUÑIZ Yvonne	BERNSTEIN LAS MARIS.	DOM
Eventing Individual	22 JUL 2007	GOLD	O'CONNOR Karen	THEODORE O'CONNOR	USA
		SILVER	DUTTON Phillip	TRULUCK	USA
		BRONZE	MILES Gina	MCKINLAIGH	USA
Eventing Team	22 JUL 2007	GOLD	BRADLEY Stephen O'CONNOR Karen MILES Gina DUTTON Phillip	FROM THEODORE O'CONNOR MCKINLAIGH TRULUCK	USA
		SILVER	CARTER Kyle ROBERTS Waylon DONNELLY Sandra WINTER Mike	MADISON PARK PALEFACE BUENOS AIRES KINGPIN	CAN
		BRONZE	PARO Andre GUERREIRO Renan SALGADO Fabricio PARO Carlos	LAND HEIR RODIZIO AA BUTTERFLY POLITICAL MANDATE	BRA

Medallists by Event

Medallista por evento / Medalhistas por Evento

After 6 of 6 Events As of 29 JUL 2007

Event Name	Date	Medal	Rider	Horse	NOC Code
Jumping Team	27 JUL 2007	GOLD	ALVES Bernardo VENISS Pedro ALMEIDA Cesar PESSOA Rodrigo	CHUPA CHUP 2 UN BLANCS DE BLANC SINGULAR JOTER II RUFUS	BRA
		SILVER	CONE Mac HENSELWOOD Jill LAMAZE Eric MILLAR Ian	MELINDA SPECIAL ED HICKSTEAD IN STYLE	CAN
		BRONZE	HOUGH Lauren RAETHER Cara CHAPOT Laura MINIKUS Todd	CASADORA UBLESCO LITTLE BIG MAN PAVAROTTI	USA
Jumping Individual	29 JUL 2007	GOLD	HENSELWOOD Jill	SPECIAL ED	CAN
		SILVER	PESSOA Rodrigo	RUFUS	BRA
		BRONZE	LAMAZE Eric	HICKSTEAD	CAN

FEI Medal Standings

Posiciones de Medallas de la FEI / Posições das Medalhas - FEI

AFTER 6 OF 6 EVENTS

As of 29 JUL 2007

Rank	NOC	Eventing				Dressage				Jumping				Total				Rank By Total
		G	S	B	Tot	G	S	B	Tot	G	S	B	Tot	G	S	B	Tot	
1	USA - United States of America	2	1	1	4	2	1		3			1	1	4	2	2	8	1
2	CAN - Canada		1		1		1		1	1	1	1	3	1	3	1	5	2
3	BRA - Brazil			1	1			1	1	1	1		2	1	1	2	4	3
4	DOM - Dominican Republic							1	1							1	1	4
Total		2	2	2	6	2	2	2	6	2	2	2	6	6	6	6	18	

Legend:

= Equal sign indicates that two or more NOCs share the same rank by total
B Bronze **G** Gold **S** Silver **Tot** Total

Esgrima
Esgrima
Fencing



Medal Standings

Posiciones de Medallas / Posições das Medalhas

As of 20 JUL 2007
After 8 of 10 Events

Rank	NOC	Men				Women				Team				Total				Rank By Total
		G	S	B	Tot	G	S	B	Tot	G	S	B	Tot	G	S	B	Tot	
1	VEN - Venezuela	1		2	3	1			1	1	1		2	3	1	2	6	=2
2	USA - United States of America	1	1		2	1	2	1	4			1	1	2	3	2	7	1
3	CUB - Cuba		1		1	1		1	2	1		1	2	2	1	2	5	4
4	CAN - Canada	1		1	2		1	2	3		1		1	1	2	3	6	=2
5	CHI - Chile		1	1	2										1	1	2	6
6	BRA - Brazil			2	2			1	1							3	3	5
7	COL - Colombia							1	1						1	1	7	
Total:		3	3	6	12	3	3	6	12	2	2	2	6	8	8	14	30	

Legend:

G Gold **S** Silver **B** Bronze **Tot** Total
 = Equal sign indicates that two or more NOCs share the same rank by total

**Riocentro Pavilhão 3A**Riocentro Pavilhão 3A
Riocentro Pavilhão 3A15 JUL 2007
10:00**Fencing**

Esgrima / Esgrima

Women's Individual Foil

Individual Florete Mujeres / Individual Florete Mujeres

Medallists

Medallistas / Medalhistas

Medal	Name	NOC
GOLD	GONZALEZ Mariana	VEN - Venezuela
SILVER	THOMPSON Hanna	USA - United States of America
BRONZE	COMPañI Misleydis	CUB - Cuba
BRONZE	KWAN Monica	CAN - Canada

**Riocentro Pavilhão 3A**Riocentro Pavilhão 3A
Riocentro Pavilhão 3A17 JUL 2007
10:00**Fencing**

Esgrima / Esgrima

Women's Individual Epée

Individual Espada Mujeres / Individual Espada Mujeres

Medallists

Medallistas / Medalhistas

Medal	Name	NOC
GOLD	HURLEY Courtney	USA - United States of America
SILVER	LEPROHON Julie	CAN - Canada
BRONZE	ESPINOZA Angela	COL - Colombia
BRONZE	MENEZES Clarisse	BRA - Brazil

**Riocentro Pavilhão 3A**Riocentro Pavilhão 3A
Riocentro Pavilhão 3A19 JUL 2007
10:00**Fencing**

Esgrima / Esgrima

Women's Individual Sabre

Individual Sable Mujeres / Individual Sabre Mujeres

Medallists

Medallistas / Medalhistas

Medal	Name	NOC
GOLD	GONZALEZ Mailyln	CUB - Cuba
SILVER	JEMAL Alexis	USA - United States of America
BRONZE	BARATTA Emma	USA - United States of America
BRONZE	SASSINE Sandra	CAN - Canada

**Riocentro Pavilhão 3A**Riocentro Pavilhão 3A
Riocentro Pavilhão 3A20 JUL 2007
10:00**Fencing**

Esgrima / Esgrima

Women's Team Foil

Equipos Florete Mujeres / Equipe Florete Mujeres

Medallists

Medallistas / Medalhistas

Medal	NOC	Name
GOLD	VEN - Venezuela	FUENMAYOR Jhohanna GONZALEZ Mariana MARTINEZ Maria SUAREZ Yulitza
SILVER	CAN - Canada	BOUCHARD Louise-Hélène DAOUST Élise KWAN Monica SASSINE Sandra
BRONZE	CUB - Cuba	COMPANI Misleydis EIMEY Gomez HECHAVARRIA Annis RIVOT Adriagne

Medallists

Medallistas / Medalhistas

Medal	NOC	Name
GOLD	CUB - Cuba	COMPÁÑI Misleydis FAEZ Ana GONZALEZ Maily MORALES Jennifer
SILVER	USA - United States of America	BARATTA Emma GRENCH Eileen JEMAL Alexis THOMPSON Hanna
BRONZE	CAN - Canada	CLOUTIER Julie KWAN Monica OVTCHINNIKOVA Olga SASSINE Sandra

**Riocentro Pavilhão 3A**Riocentro Pavilhão 3A
Riocentro Pavilhão 3A14 JUL 2007
10:00**Fencing**

Esgrima / Esgrima

Men's Individual Foil

Individual Florete Hombres / Individual Florete Hombres

Medallists

Medallistas / Medalhistas

Medal	Name	NOC
GOLD	HORANYI Andras	USA - United States of America
SILVER	ALVEAR Felipe	CHI - Chile
BRONZE	RODRIGUEZ Carlos	VEN - Venezuela
BRONZE	SOUZA João	BRA - Brazil

**Riocentro Pavilhão 3A**Riocentro Pavilhão 3A
Riocentro Pavilhão 3A16 JUL 2007
10:00**Fencing**

Esgrima / Esgrima

Men's Individual Epée

Individual Espada Hombres / Individual Espada Hombres

Medallists

Medallistas / Medalhistas

Medal	Name	NOC
GOLD	LIMARDO Ruben	VEN - Venezuela
SILVER	CARRILLO Andres	CUB - Cuba
BRONZE	FERNANDEZ Silvio	VEN - Venezuela
BRONZE	INOSTROZA Paris	CHI - Chile

**Riocentro Pavilhão 3A**Riocentro Pavilhão 3A
Riocentro Pavilhão 3A18 JUL 2007
10:00**Fencing**

Esgrima / Esgrima

Men's Individual Sabre

Individual Sabre Hombres / Individual Sabre Hombres

Medallists

Medallistas / Medalhistas

Medal	Name	NOC
GOLD	BEAUDRY Philippe	CAN - Canada
SILVER	WILLIAMS James	USA - United States of America
BRONZE	AGRESTA Renzo	BRA - Brazil
BRONZE	MAYER Nicolas	CAN - Canada

**Riocentro Pavilhão 3A**Riocentro Pavilhão 3A
Riocentro Pavilhão 3A20 JUL 2007
14:00**Fencing**

Esgrima / Esgrima

Men's Team Epée

Equipos Espada Hombres / Equipe Espada Hombres

Medallists

Medallistas / Medalhistas

Medal	NOC	Name
GOLD	CUB - Cuba	BORIS Camilo CARRILLO Andres CASTILLO David MADRIGAL Guillermo
SILVER	VEN - Venezuela	FERNANDEZ Silvio LIMARDO Ruben MEJIAS Wolfgang
BRONZE	USA - United States of America	HORANYI Andras KELSEY Weston MATTERN Cody UNGAR Benjamin

**Riocentro Pavilhão 3A**Riocentro Pavilhão 3A
Riocentro Pavilhão 3A21 JUL 2007
14:00**Fencing**

Esgrima / Esgrima

Men's Team Sabre

Equipos Sable Hombres / Equipe Sabre Hombres

Medallists

Medallistas / Medalhistas

Medal	NOC	Name
GOLD	USA - United States of America	HAGAMEN Tim IGOE Benjamin UNGAR Benjamin WILLIAMS James
SILVER	CAN - Canada	BEAUDRY Philippe BOULOS Michel MAYER Nicolas SEGUIN Jean-Pierre Christian
BRONZE	ARG - Argentina	ACHTEN Alexander BUSTAMANTE Ricardo DOMINGUEZ Jose Felix DRAJER Diego

Tournament Seeding Individual

Cabeza de serie del Torneo Individual / Cabeças de Chave do Torneio Individual

As of 16 JUL 2007

Tournament Seed	FIE Ranking (13 JUL 2007)	Name	NOC
1	7	SCHALM Sherraine	CAN - Canada
2	14	HURLEY Courtney	USA - United States of America
3	28	LEPROHON Julie	CAN - Canada
4	33	ORTIZ Zuleydis	CUB - Cuba
5	45	MARTINEZ Maria	VEN - Venezuela
6	51	EIMEY Gomez	CUB - Cuba
7	58	HURLEY Kelley	USA - United States of America
8	66	DOIG Maria Luisa	PER - Peru
9	69	ESPINOZA Angela	COL - Colombia
10	95	BRAVO Caterin	CHI - Chile
11	135	LOZANO Laskmi Natalia	COL - Colombia
12	142	MONTECINOS Pia	CHI - Chile
13	146	MENEZES Clarisse	BRA - Brazil
14	359	CHRISTIE ACHA Ericka	BOL - Bolivia
15	363	MELLENDEZ MARTINEZ Alexandra	PUR - Puerto Rico
16	364	RIOS Gabriela	BOL - Bolivia
17	N	RODRIGUES Camila	BRA - Brazil
Total: 17			

Note:
 All changes are available in INFO

Legend:
 N Fencer has no FIE Rank

Results Bracket

Resultados de la Serie / Resultados - Chave

TUE 17 JUL 2007

D#	Round of 32	Round of 16	Quarterfinals	Semifinals	Final
1 32	ESPINOZA A COL Bye	ESPINOZA A	ESPINOZA A 15-4	ESPINOZA A 15-13	GOLD MEDAL BOUT
17 16	CHRISTIE ACHA E BOL RIOS G BOL	CHRISTIE ACHA E 15-11			
9 24	BRAVO C CHI Bye	BRAVO C	BRAVO C 15-7		
25 8	Bye LOZANO LN COL	LOZANO LN			
5 28	EIMEY G CUB Bye	EIMEY G	EIMEY G 15-11		
21 12	Bye DOIG ML PER	DOIG ML			
13 20	MONTECINOS P CHI Bye	MONTECINOS P	HURLEY C 15-4		
29 4	Bye HURLEY C USA	HURLEY C		HURLEY C 15-7	
3 30	LEPROHON J CAN Bye	LEPROHON J	LEPROHON J 15-7		
19 14	Bye MELENDEZ MARTI. PUR	MELENDEZ MARTI.			
11 22	ORTIZ Z CUB Bye	ORTIZ Z	ORTIZ Z 15-10		
27 6	Bye HURLEY K USA	HURLEY K			
7 26	SCHALM S CAN Bye	SCHALM S	SCHALM S 15-5		
23 10	Bye RODRIGUES C BRA	RODRIGUES C			
15 18	MENEZES C BRA Bye	MENEZES C	MENEZES C 15-13		
31 2	Bye MARTINEZ M VEN	MARTINEZ M			
				HURLEY C 15-13	
				LEPROHON J 15-6	
				LEPROHON J 13-11	
				HURLEY C 15-14	

Legend:

D# Draw number

Final Standings

Posiciones Finales / Posições Finais

As of 17 JUL 2007

Rank	Name	NOC	Medal
1	HURLEY Courtney	USA - United States	Gold
2	LEPROHON Julie	CAN - Canada	Silver
3	ESPINOZA Angela	COL - Colombia	Bronze
3	MENEZES Clarisse	BRA - Brazil	Bronze

5	EIMEY Gomez	CUB - Cuba	
6	SCHALM Sherraine	CAN - Canada	
7	BRAVO Caterin	CHI - Chile	
8	ORTIZ Zuleydis	CUB - Cuba	

9	MARTINEZ Maria	VEN - Venezuela	
10	HURLEY Kelley	USA - United States	
11	LOZANO Laskmi Natalia	COL - Colombia	
12	RODRIGUES Camila	BRA - Brazil	
13	DOIG Maria Luisa	PER - Peru	
14	MONTECINOS Pia	CHI - Chile	
15	MELENDEZ MARTINEZ Alexandra	PUR - Puerto Rico	
16	CHRISTIE ACHA Ericka	BOL - Bolivia	

17	RIOS Gabriela	BOL - Bolivia	

Bout Results

Resultados del combate / Resultados do Assalto

BOUT	56	PISTE	A
------	----	-------	---

Seed	Name	NOC Code	Score		Score	Seed	Name	NOC Code
2	HURLEY C	USA	15	-	14	3	LEPROHON J	CAN
			V		D			

											1st										2nd		
2	HURLEY Courtney	USA	1	1	2	2	2	2	3	4	4	5	5	6	7	7	7	7	7	8	8	9	
3	LEPROHON Julie	CAN	0	1	1	2	3	4	4	4	5	5	6	6	6	7	8	9	10	10	11	11	

											3rd				
2	HURLEY Courtney	USA	10	11	11	12	12	13	14	14	15				
3	LEPROHON Julie	CAN	11	11	12	12	13	13	13	14	14				

Warnings and Penalties	Bout Time	Overtime	Warnings and Penalties
Yellow card: 0	7:47	--	Yellow card: 0
Red card: 0			Red card: 0
Black card: 0			Black card: 0
Referee: RIOS J (MEX)			

Legend:						
1st	Result after first period	2nd	Result after second period	3rd	Result after third period	A Final
D	Defeat	V	Victory			

Bout Results

Resultados del combate / Resultados do Assalto

BOUT	54	PISTE	A
------	----	-------	---

Seed	Name	NOC Code	Score		Score	Seed	Name	NOC Code
9	ESPINOZA A	COL	7	-	15	2	HURLEY C	USA
			D		V			

		1st																				
9	ESPINOZA Angela	COL	0	1	2	2	2	2	2	3	3	3	3	3	4	5	6	6	6	6	7	7
2	HURLEY Courtney	USA	1	1	1	2	3	4	5	5	6	7	8	9	9	9	9	10	11	12	12	13

		2nd		
9	ESPINOZA Angela	COL	7	7
2	HURLEY Courtney	USA	14	15

Warnings and Penalties	Bout Time	Overtime	Warnings and Penalties
Yellow card: 0	3:58	--	Yellow card: 0
Red card: 0			Red card: 0
Black card: 0			Black card: 0
Referee: TURIACE S (ARG)			

Legend:

1st	Result after first period	2nd	Result after second period	3rd	Result after third period	A	Final
D	Defeat	V	Victory				

Bout Results

Resultados del combate / Resultados do Assalto

BOUT	55	PISTE	A
------	----	-------	---

Seed	Name	NOC Code	Score		Score	Seed	Name	NOC Code
3	LEPROHON J	CAN	15	-	6	13	MENEZES C	BRA
			V		D			

Seed	Name	NOC Code	1st										2nd									
			0	1	2	3	4	4	4	5	5	6	7	7	7	8	9	10	11	12	13	14
3	LEPROHON Julie	CAN	0	1	2	3	4	4	4	5	5	6	7	7	7	8	9	10	11	12	13	14
13	MENEZES Clarisse	BRA	1	1	1	1	1	2	3	3	4	4	4	5	6	6	6	6	6	6	6	6

Seed	Name	NOC Code	3rd	
			Score	Result
3	LEPROHON Julie	CAN	15	V
13	MENEZES Clarisse	BRA	6	D

Warnings and Penalties	Bout Time	Overtime	Warnings and Penalties
Yellow card: 0	6:58	--	Yellow card: 0
Red card: 0			Red card: 0
Black card: 0			Black card: 0
Referee: GABY B (FRA)			

Legend:

1st	Result after first period	2nd	Result after second period	3rd	Result after third period	A	Final
D	Defeat	V	Victory				

Bout Results

Resultados del combate / Resultados do Assalto

BOUT	50	PISTE	G
------	----	-------	---

Seed	Name	NOC Code	Score		Score	Seed	Name	NOC Code
9	ESPINOZA A	COL	15	-	13	10	BRAVO C	CHI
			V		D			

Seed	Name	NOC Code	1st										2nd									
			1	2	3	4	4	5	5	5	5	6	7	7	7	7	8	8	9	9	10	10
9	ESPINOZA Angela	COL	1	2	3	4	4	5	5	5	5	6	7	7	7	7	8	8	9	9	10	
10	BRAVO Caterin	CHI	0	0	0	0	1	1	2	3	4	4	4	5	6	7	8	8	9	9	10	10

Seed	Name	NOC Code	3rd									
			11	12	13	13	14	14	14	15		
9	ESPINOZA Angela	COL	11	12	13	13	14	14	14	15		
10	BRAVO Caterin	CHI	10	10	10	11	11	12	13	13		

Warnings and Penalties	Bout Time	Overtime	Warnings and Penalties
Yellow card: 0	7:32	--	Yellow card: 0
Red card: 0			Red card: 0
Black card: 0			Black card: 0
Referee: LIENDO J (ESP)			

Legend:

1st	Result after first period	2nd	Result after second period	3rd	Result after third period	D	Defeat
G	Green	V	Victory				

Bout Results

Resultados del combate / Resultados do Assalto

BOUT	51	PISTE	Y
------	----	-------	---

Seed	Name	NOC Code	Score		Score	Seed	Name	NOC Code
6	EIMEY G	CUB	13	-	15	2	HURLEY C	USA
			D		V			

		1st																				
6	EIMEY Gomez	CUB	1	1	1	2	2	3	4	4	5	5	5	6	7	7	8	9	9	9	9	9
2	HURLEY Courtney	USA	0	1	2	2	3	3	3	4	4	5	6	6	6	7	7	7	8	9	10	11

		2nd							3rd				
6	EIMEY Gomez	CUB	9	10	11	12	13	13	13	13			
2	HURLEY Courtney	USA	12	12	12	12	12	13	14	15			

Warnings and Penalties	Bout Time	Overtime	Warnings and Penalties
Yellow card: 0	5:42	--	Yellow card: 0
Red card: 0			Red card: 0
Black card: 0			Black card: 0
Referee: TURIACE S (ARG)			

Legend:

1st	Result after first period	2nd	Result after second period	3rd	Result after third period	D	Defeat
V	Victory	Y	Yellow				

Bout Results

Resultados del combate / Resultados do Assalto

BOUT	52	PISTE	B
------	----	-------	---

Seed	Name	NOC Code	Score		Score	Seed	Name	NOC Code
3	LEPROHON J	CAN	13	-	11	4	ORTIZ Z	CUB
			V		D			

Seed	Name	NOC Code	1st										2nd									
			1	2	2	2	2	2	3	4	5	6	7	8	8	8	9	9	10	10	10	11
3	LEPROHON Julie	CAN	1	2	2	2	2	2	3	4	5	6	7	8	8	8	9	9	10	10	10	11
4	ORTIZ Zuleydis	CUB	0	0	1	2	3	4	4	4	4	4	4	4	5	6	6	7	7	8	9	9

Seed	Name	NOC Code	3rd			
			11	12	13	13
3	LEPROHON Julie	CAN	11	12	13	13
4	ORTIZ Zuleydis	CUB	10	10	10	11

Warnings and Penalties	Bout Time	Overtime	Warnings and Penalties
Yellow card: 0	9:00	--	Yellow card: 1
Red card: 0			Red card: 0
Black card: 0			Black card: 0
Referee: VOGEL B (GER)			

Legend:

1st	Result after first period	2nd	Result after second period	3rd	Result after third period	B	Blue
D	Defeat	V	Victory				

Bout Results

Resultados del combate / Resultados do Assalto

BOUT	53	PISTE	R
------	----	-------	---

Seed	Name	NOC Code	Score		Score	Seed	Name	NOC Code
1	SCHALM S	CAN	13	-	15	13	MENEZES C	BRA
			D		V			

		1st																				
Seed	Name	NOC Code	0	1	1	2	3	4	4	4	5	5	6	6	6	6	7	7	8	9	9	9
1	SCHALM Sherraine	CAN	0	1	1	2	3	4	4	4	5	5	6	6	6	6	7	7	8	9	9	9
13	MENEZES Clarisse	BRA	1	1	2	2	2	2	3	4	4	5	5	6	7	8	8	9	9	9	10	11

		2nd									
Seed	Name	NOC Code	10	11	11	11	12	12	12	13	
1	SCHALM Sherraine	CAN	10	11	11	11	12	12	12	13	
13	MENEZES Clarisse	BRA	11	11	12	13	13	14	15	15	

Warnings and Penalties	Bout Time	Overtime	Warnings and Penalties
Yellow card: 0	5:03	--	Yellow card: 0
Red card: 0			Red card: 0
Black card: 0			Black card: 0
Referee: GABY B (FRA)			

Legend:

1st	Result after first period	2nd	Result after second period	3rd	Result after third period	D	Defeat
R	Red	V	Victory				

Bout Results

Resultados del combate / Resultados do Assalto

BOUT	42	PISTE	G
------	----	-------	---

Seed	Name	NOC Code	Score		Score	Seed	Name	NOC Code
9	ESPINOZA A	COL	15	-	4	14	CHRISTIE ACHA E	BOL
			V		D			

Seed	Name	NOC Code	1	2	3	3	4	4	5	6	7	8	9	10	11	12	12	13	13	14	15
9	ESPINOZA Angela	COL	1	2	3	3	4	4	5	6	7	8	9	10	11	12	12	13	13	14	15
14	CHRISTIE ACHA Ericka	BOL	0	0	0	1	1	2	2	2	2	2	2	2	2	2	3	3	4	4	4

Warnings and Penalties	Bout Time	Overtime	Warnings and Penalties
Yellow card: 0	2:21	--	Yellow card: 0
Red card: 0			Red card: 0
Black card: 0			Black card: 0
Referee: GABY B (FRA)			

Legend:

1st	Result after first period	2nd	Result after second period	3rd	Result after third period	D	Defeat
G	Green	V	Victory				



Bout Results

Resultados del combate / Resultados do Assalto

BOUT	46	PISTE	G
------	----	-------	---

Seed	Name	NOC Code	Score		Score	Seed	Name	NOC Code
10	BRAVO C	CHI	15	-	7	11	LOZANO LN	COL
			V		D			

Seed	Name	NOC Code	1st										2nd									
			1	2	3	4	4	4	5	5	6	6	7	8	9	10	11	11	12	13	14	14
10	BRAVO Caterin	CHI	1	2	3	4	4	4	5	5	6	6	7	8	9	10	11	11	12	13	14	14
11	LOZANO Laskmi Natalia	COL	0	0	0	0	1	2	2	3	3	4	4	4	4	4	4	5	5	5	5	6

Seed	Name	NOC Code	3rd	
			14	15
10	BRAVO Caterin	CHI	14	15
11	LOZANO Laskmi Natalia	COL	7	7

Warnings and Penalties	Bout Time	Overtime	Warnings and Penalties
Yellow card: 0	5:09	--	Yellow card: 1
Red card: 0			Red card: 0
Black card: 0			Black card: 0
Referee: FINARDI (BRA)			

Legend:

1st	Result after first period	2nd	Result after second period	3rd	Result after third period	D	Defeat
G	Green	V	Victory				

Bout Results

Resultados del combate / Resultados do Assalto

BOUT	43	PISTE	Y
------	----	-------	---

Seed	Name	NOC Code	Score		Score	Seed	Name	NOC Code
6	EIMEY G	CUB	15	-	11	8	DOIG ML	PER
			V		D			

		1st																				
6	EIMEY Gomez	CUB	1	1	2	3	3	4	5	5	6	6	7	8	8	9	10	10	11	12	12	13
8	DOIG Maria Luisa	PER	0	1	1	1	2	2	2	3	3	4	4	4	5	5	5	6	6	6	7	7

		2nd					
6	EIMEY Gomez	CUB	13	14	14	15	15
8	DOIG Maria Luisa	PER	8	8	9	10	11

Warnings and Penalties	Bout Time	Overtime	Warnings and Penalties
Yellow card: 0	4:44	--	Yellow card: 0
Red card: 0			Red card: 0
Black card: 0			Black card: 0
Referee: VOGEL B (GER)			

Legend:

1st	Result after first period	2nd	Result after second period	3rd	Result after third period	D	Defeat
V	Victory	Y	Yellow				

Bout Results

Resultados del combate / Resultados do Assalto

BOUT	47	PISTE	Y
------	----	-------	---

Seed	Name	NOC Code	Score		Score	Seed	Name	NOC Code
12	MONTECINOS P	CHI	4	-	15	2	HURLEY C	USA
			D		V			

Seed	Name	NOC Code	1st					2nd					3rd								
			1	2	3	4	5	6	7	8	9	10	11	12	13	14	15				
12	MONTECINOS Pia	CHI	1	1	2	2	2	2	3	3	3	3	3	3	3	3	3	4	4	4	
2	HURLEY Courtney	USA	0	1	1	2	3	4	4	5	6	7	8	9	10	11	12	13	13	14	15

Warnings and Penalties	Bout Time	Overtime	Warnings and Penalties
Yellow card: 0	5:48	--	Yellow card: 0
Red card: 0			Red card: 0
Black card: 0			Black card: 0
Referee: TANDRON (CUB)			

Legend:

1st	Result after first period	2nd	Result after second period	3rd	Result after third period	D	Defeat
V	Victory	Y	Yellow				

Bout Results

Resultados del combate / Resultados do Assalto

BOUT	44	PISTE	B
------	----	-------	---

Seed	Name	NOC Code	Score		Score	Seed	Name	NOC Code
3	LEPROHON J	CAN	15	-	7	15	MELENDEZ MARTI.	PUR
			V		D			

		1st																				
3	LEPROHON Julie	CAN	1	2	2	2	2	3	4	5	6	7	7	8	9	10	11	12	13	13	14	14
15	MELENDEZ MARTINEZ Alexandra	PUR	0	0	1	2	3	3	3	3	3	3	4	4	4	4	4	4	4	5	5	6

		2nd		
3	LEPROHON Julie	CAN	14	15
15	MELENDEZ MARTINEZ Alexandra	PUR	7	7

Warnings and Penalties	Bout Time	Overtime	Warnings and Penalties
Yellow card: 0	5:50	--	Yellow card: 0
Red card: 0			Red card: 0
Black card: 0			Black card: 0
Referee: TURIACE S (ARG)			

Legend:

1st	Result after first period	2nd	Result after second period	3rd	Result after third period	B	Blue
D	Defeat	V	Victory				

Bout Results

Resultados del combate / Resultados do Assalto

BOUT	48	PISTE	B
------	----	-------	---

Seed	Name	NOC Code	Score		Score	Seed	Name	NOC Code
4	ORTIZ Z	CUB	15	-	10	7	HURLEY K	USA
			V		D			

1st													2nd									
4	ORTIZ Zuleydis	CUB	0	1	2	2	3	3	3	4	4	5	6	7	7	8	9	9	10	11	12	13
7	HURLEY Kelley	USA	1	1	1	2	2	3	4	4	5	5	5	5	6	6	6	7	7	7	7	7

3rd							
4	ORTIZ Zuleydis	CUB	13	13	14	15	15
7	HURLEY Kelley	USA	8	9	9	9	10

Warnings and Penalties	Bout Time	Overtime	Warnings and Penalties
Yellow card: 0	6:09	--	Yellow card: 0
Red card: 0			Red card: 0
Black card: 0			Black card: 0
Referee: LIENDO J (ESP)			

Legend:

1st	Result after first period	2nd	Result after second period	3rd	Result after third period	B	Blue
D	Defeat	V	Victory				

Bout Results

Resultados del combate / Resultados do Assalto

BOUT	45	PISTE	R
------	----	-------	---

Seed	Name	NOC Code	Score		Score	Seed	Name	NOC Code
1	SCHALM S	CAN	15	-	5	17	RODRIGUES C	BRA
			V		D			

Seed	Name	NOC Code	1st										2nd									
			1	2	3	3	4	4	4	5	6	7	8	9	9	9	10	11	12	13	14	15
1	SCHALM Sherraine	CAN	1	2	3	3	4	4	4	5	6	7	8	9	9	9	10	11	12	13	14	15
17	RODRIGUES Camila	BRA	0	0	0	1	1	2	3	3	3	3	3	4	5	5	5	5	5	5	5	5

Warnings and Penalties	Bout Time	Overtime	Warnings and Penalties
Yellow card: 0	3:43	--	Yellow card: 0
Red card: 0			Red card: 0
Black card: 0			Black card: 0
Referee: RIOS J (MEX)			

Legend:

1st	Result after first period	2nd	Result after second period	3rd	Result after third period	D	Defeat
R	Red	V	Victory				

Bout Results

Resultados del combate / Resultados do Assalto

BOUT	49	PISTE	R
------	----	-------	---

Seed	Name	NOC Code	Score		Score	Seed	Name	NOC Code
13	MENEZES C	BRA	15	-	13	5	MARTINEZ M	VEN
			V		D			

		1st																				
13	MENEZES Clarisse	BRA	1	1	2	2	3	3	4	4	5	5	5	5	6	6	7	7	8	9	9	10
5	MARTINEZ Maria	VEN	0	1	1	2	2	3	3	4	4	5	6	7	7	8	8	9	9	9	10	10

		2nd								3rd			
13	MENEZES Clarisse	BRA	10	11	12	12	13	14	14	15			
5	MARTINEZ Maria	VEN	11	11	11	12	12	12	13	13			

Warnings and Penalties	Bout Time	Overtime	Warnings and Penalties
Yellow card: 0	6:48	--	Yellow card: 0
Red card: 0			Red card: 0
Black card: 0			Black card: 0
Referee: PARILLA U (PUR)			

Legend:

1st	Result after first period	2nd	Result after second period	3rd	Result after third period	D	Defeat
R	Red	V	Victory				

Bout Results

Resultados del combate / Resultados do Assalto

BOUT	41	PISTE	G
------	----	-------	---

Seed	Name	NOC Code	Score		Score	Seed	Name	NOC Code
14	CHRISTIE ACHA E	BOL	15	-	11	16	RIOS G	BOL
			V		D			

Seed	Name	NOC Code	1st										2nd									
			1	2	3	4	5	6	7	8	9	10	11	12	13							
14	CHRISTIE ACHA Ericka	BOL	1	1	1	2	2	3	3	4	5	5	5	6	7	8	9	10	10	11	12	13
16	RIOS Gabriela	BOL	0	1	2	2	3	3	4	4	4	5	6	6	6	6	6	6	7	7	7	7

Seed	Name	NOC Code	3rd					
			13	14	15	15		
14	CHRISTIE ACHA Ericka	BOL	13	13	13	14	15	15
16	RIOS Gabriela	BOL	8	9	10	10	10	11

Warnings and Penalties	Bout Time	Overtime	Warnings and Penalties
Yellow card: 0	8:51	--	Yellow card: 0
Red card: 0			Red card: 0
Black card: 0			Black card: 0
Referee: GABY B (FRA)			

Legend:

1st	Result after first period	2nd	Result after second period	3rd	Result after third period	D	Defeat
G	Green	V	Victory				

Tournament Seeding Individual

Cabeza de serie del Torneo Individual / Cabeças de Chave do Torneio Individual

As of 14 JUL 2007

Tournament Seed	FIE Ranking (13 JUL 2007)	Name	NOC
1	14	GONZALEZ Mariana	VEN - Venezuela
2	23	THOMPSON Hanna	USA - United States of America
3	35	KWAN Monica	CAN - Canada
4	56	RIVOT Adriagne	CUB - Cuba
5	62	FUENMAYOR Jhohanna	VEN - Venezuela
6	64	CARBONE Alejandra Andrea	ARG - Argentina
7	66	MORMANDI Flavia	ARG - Argentina
8	84	PARRILLA FLORES Luisa	PUR - Puerto Rico
9	88	SILVA QUINTEROS Paula	CHI - Chile
10	100	ROCHEL Tais	BRA - Brazil
11	117	DOIG Maria Luisa	PER - Peru
12	118	COMPANH Misleydis	CUB - Cuba
13	127	DAOUST Elise	CAN - Canada
14	136	FERRER Jessica	MEX - Mexico
15	138	ACOSTA GONZALEZ Zacha	PUR - Puerto Rico
16	140	ROSADO Sandra	BOL - Bolivia
17	141	MICHEL Nataly	MEX - Mexico
18	171	ROTHFELD Silvia	BRA - Brazil
19	267	CHRISTIE ACHA Ericka	BOL - Bolivia
Total: 19			

Note:
 All changes are available in INFO

Legend:
 N Fencer has no FIE Rank

Results Bracket

Resultados de la Serie / Resultados - Chave

SUN 15 JUL 2007

D#	Round of 32	Round of 16	Quarterfinals	Semifinals	Final
1 32	GONZALEZ M Bye	VEN	GONZALEZ M		
17 16	FERRER J RIVOT A	MEX CUB	RIVOT A 15-11	GONZALEZ M 15-6	
9 24	CARBONE AA Bye	ARG	CARBONE AA	GONZALEZ M 13-7	GOLD MEDAL BOUT
25 8	Bye DOIG ML	PER	DOIG ML	CARBONE AA 8-7	
5 28	DAOUST E Bye	CAN	DAOUST E	GONZALEZ M 15-6	
21 12	Bye ROTHFELD S	BRA	ROTHFELD S	DAOUST E 15-9	
13 20	ROCHEL T Bye	BRA	ROCHEL T	COMPAÑI M 15-6	
29 4	Bye COMPAÑI M	CUB	COMPAÑI M	COMPAÑI M 14-13	
3 30	KWAN M Bye	CAN	KWAN M	GONZALEZ M 13-12	
19 14	CHRISTIE ACHA E PARRILLA FLORES	BOL PUR	PARRILLA FLORES 15-6	KWAN M 15-6	
11 22	FUENMAYOR J Bye	VEN	FUENMAYOR J	KWAN M 15-11	
27 6	Bye ACOSTA GONZALEZ	PUR	ACOSTA GONZALEZ	FUENMAYOR J 15-5	
7 26	SILVA QUINTEROS Bye	CHI	SILVA QUINTEROS	THOMPSON H 15-14	
23 10	Bye MORMANDI F	ARG	MORMANDI F	MORMANDI F 15-11	
15 18	MICHEL N ROSADO S	MEX BOL	MICHEL N 15-6	THOMPSON H 15-3	
31 2	Bye THOMPSON H	USA	THOMPSON H	THOMPSON H 15-11	

Legend:

D# Draw number

Final Standings

Posiciones Finales / Posições Finais

As of 15 JUL 2007

Rank	Name	NOC	Medal
1	GONZALEZ Mariana	VEN - Venezuela	Gold
2	THOMPSON Hanna	USA - United States	Silver
3	KWAN Monica	CAN - Canada	Bronze
3	COMPañI Misleydis	CUB - Cuba	Bronze

5	DAOUST Elise	CAN - Canada	
6	CARBONE Alejandra Andrea	ARG - Argentina	
7	MORMANDI Flavia	ARG - Argentina	
8	FUENMAYOR Jhohanna	VEN - Venezuela	

9	ACOSTA GONZALEZ Zacha	PUR - Puerto Rico	
10	SILVA QUINTEROS Paula	CHI - Chile	
11	DOIG Maria Luisa	PER - Peru	
12	ROTHFELD Silvia	BRA - Brazil	
13	ROCHEL Tais	BRA - Brazil	
14	PARRILLA FLORES Luisa	PUR - Puerto Rico	
15	MICHEL Nataly	MEX - Mexico	
16	RIVOT Adriagne	CUB - Cuba	

17	FERRER Jessica	MEX - Mexico	
18	ROSADO Sandra	BOL - Bolivia	
19	CHRISTIE ACHA Ericka	BOL - Bolivia	

Bout Results

Resultados del combate / Resultados do Assalto

BOUT	69	PISTE	A
------	----	-------	---

Seed	Name	NOC Code	Score		Score	Seed	Name	NOC Code
1	GONZALEZ M	VEN	13	-	12	2	THOMPSON H	USA
			V		D			

			1st										2nd									
1	GONZALEZ Mariana	VEN	0	0	0	1	1	2	3	4	5	6	6	7	7	7	7	7	7	8	9	10
2	THOMPSON Hanna	USA	1	2	3	3	4	4	4	4	4	4	5	5	6	7	8	9	10	10	10	10

			3rd					OT
1	GONZALEZ Mariana	VEN	11	11	12	12	13	
2	THOMPSON Hanna	USA	10	11	11	12	12	

Warnings and Penalties	Bout Time	Overtime	Warnings and Penalties
Yellow card: 0	6:00	2:08	Yellow card: 1
Red card: 0			Red card: 0
Black card: 0			Black card: 0
Referee: KAPOSVARI (HUN)			

Legend:

1st	Result after first period	2nd	Result after second period	3rd	Result after third period	A	Final
D	Defeat	OT	Overtime	V	Victory		

Bout Results

Resultados del combate / Resultados do Assalto

BOUT	67	PISTE	A
------	----	-------	---

Seed	Name	NOC Code	Score		Score	Seed	Name	NOC Code
1	GONZALEZ M	VEN	15	-	6	12	COMPAÑI M	CUB
			V		D			

Seed	Name	NOC Code	1st														2nd					
			1	2	3	4	5	5	6	6	7	8	8	8	8	9	10	11	12	12	13	14
1	GONZALEZ Mariana	VEN	1	2	3	4	5	5	6	6	7	8	8	8	8	9	10	11	12	12	13	14
12	COMPAÑI Misleydis	CUB	0	0	0	0	0	1	1	2	2	2	3	4	5	5	5	5	5	6	6	6

3rd			
1	GONZALEZ Mariana	VEN	15
12	COMPAÑI Misleydis	CUB	6

Warnings and Penalties	Bout Time	Overtime	Warnings and Penalties
Yellow card: 1	7:51	--	Yellow card: 0
Red card: 1			Red card: 0
Black card: 0			Black card: 0
Referee: FINARDI (BRA)			

Legend:

1st	Result after first period	2nd	Result after second period	3rd	Result after third period	A	Final
D	Defeat	V	Victory				

Bout Results

Resultados del combate / Resultados do Assalto

BOUT	68	PISTE	A
------	----	-------	---

Seed	Name	NOC Code	Score		Score	Seed	Name	NOC Code
3	KWAN M	CAN	14	-	15	2	THOMPSON H	USA
			D		V			

Seed	Name	NOC Code	1st										2nd									
			0	1	2	3	4	5	6	7	8	9	10	0	1	2	3	4	5	6	7	8
3	KWAN Monica	CAN	0	0	0	0	1	2	2	3	3	4	4	5	6	7	7	8	9	9	9	10
2	THOMPSON Hanna	USA	1	2	3	4	4	4	5	5	6	6	7	7	7	7	8	8	8	9	10	10

Seed	Name	NOC Code	3rd																				
			10	11	12	13	14	15	10	11	12	13	14	15									
3	KWAN Monica	CAN	10	10	11	12	12	13	13	14	14												
2	THOMPSON Hanna	USA	11	12	12	12	13	13	14	14	15												

Warnings and Penalties	Bout Time	Overtime	Warnings and Penalties
Yellow card: 0	8:20	--	Yellow card: 0
Red card: 0			Red card: 0
Black card: 0			Black card: 0
Referee: SIESTO M (ITA)			

Legend:

1st	Result after first period	2nd	Result after second period	3rd	Result after third period	A	Final
D	Defeat	V	Victory				

Bout Results

Resultados del combate / Resultados do Assalto

BOUT	63	PISTE	G
------	----	-------	---

Seed	Name	NOC Code	Score		Score	Seed	Name	NOC Code
1	GONZALEZ M	VEN	13	-	7	6	CARBONE AA	ARG
			V		D			

1	GONZALEZ Mariana	VEN	1st										2nd			3rd							
			0	1	2	3	4	5	5	6	6	7	8	9	10	11	11	11	12	12	12	13	
6	CARBONE Alejandra Andrea	ARG	1	1	1	1	1	1	1	2	2	3	3	3	3	3	3	4	5	5	6	7	7

Warnings and Penalties	Bout Time	Overtime	Warnings and Penalties
Yellow card: 0	9:00	--	Yellow card: 1
Red card: 0			Red card: 0
Black card: 0			Black card: 0
Referee: KAPOSVARI (HUN)			

Legend:

1st	Result after first period	2nd	Result after second period	3rd	Result after third period	D	Defeat
G	Green	V	Victory				

Bout Results

Resultados del combate / Resultados do Assalto

BOUT	64	PISTE	Y
------	----	-------	---

Seed	Name	NOC Code	Score		Score	Seed	Name	NOC Code
13	DAOUST E	CAN	6	-	15	12	COMPAÑI M	CUB
			D		V			

Seed	Name	NOC Code	1st										2nd									
			1	2	3	4	5	6	7	8	9	10	1	2	3	4	5	6	7	8	9	10
13	DAOUST Elise	CAN	1	1	1	2	2	2	2	3	3	3	3	4	5	5	5	5	6	6	6	6
12	COMPAÑI Misleydis	CUB	0	1	2	2	3	4	5	5	6	7	8	8	8	9	10	11	11	12	13	14

3rd			
13	DAOUST Elise	CAN	6
12	COMPAÑI Misleydis	CUB	15

Warnings and Penalties	Bout Time	Overtime	Warnings and Penalties
Yellow card: 0	7:26	--	Yellow card: 0
Red card: 0			Red card: 0
Black card: 0			Black card: 0
Referee: VOGEL B (GER)			

Legend:

1st	Result after first period	2nd	Result after second period	3rd	Result after third period	D	Defeat
V	Victory	Y	Yellow				

Bout Results

Resultados del combate / Resultados do Assalto

BOUT	65	PISTE	B
------	----	-------	---

Seed	Name	NOC Code	Score		Score	Seed	Name	NOC Code
3	KWAN M	CAN	15	-	11	5	FUENMAYOR J	VEN
			V		D			

		1st																				
3	KWAN Monica	CAN	1	2	3	3	4	4	4	5	5	6	7	8	8	8	8	9	9	9	10	11
5	FUENMAYOR Jhohanna	VEN	0	0	0	1	1	2	3	3	4	4	4	4	5	6	7	7	8	9	9	9

		2nd					3rd	
3	KWAN Monica	CAN	12	13	13	13	14	15
5	FUENMAYOR Jhohanna	VEN	9	9	10	11	11	11

Warnings and Penalties	Bout Time	Overtime	Warnings and Penalties
Yellow card: 1	6:43	--	Yellow card: 0
Red card: 0			Red card: 0
Black card: 0			Black card: 0
Referee: FINARDI (BRA)			

Legend:						
1st	Result after first period	2nd	Result after second period	3rd	Result after third period	B Blue
D	Defeat	V	Victory			

Bout Results

Resultados del combate / Resultados do Assalto

BOUT	66	PISTE	R
------	----	-------	---

Seed	Name	NOC Code	Score		Score	Seed	Name	NOC Code
7	MORMANDI F	ARG	3	-	15	2	THOMPSON H	USA
			D		V			

Seed	Name	NOC Code	1st										2nd							
			0	1	2	3	4	5	6	7	8	9	10	11	12	13	14	15		
7	MORMANDI Flavia	ARG	0	0	0	0	0	0	0	1	1	2	3	3	3	3	3	3	3	3
2	THOMPSON Hanna	USA	1	2	3	4	5	6	7	7	8	8	8	9	10	11	12	13	14	15

Warnings and Penalties	Bout Time	Overtime	Warnings and Penalties
Yellow card: 0	4:34	--	Yellow card: 0
Red card: 0			Red card: 0
Black card: 0			Black card: 0
Referee: SIESTO M (ITA)			

Legend:

1st	Result after first period	2nd	Result after second period	3rd	Result after third period	D	Defeat
R	Red	V	Victory				

Bout Results

Resultados del combate / Resultados do Assalto

BOUT	55	PISTE	G
------	----	-------	---

Seed	Name	NOC Code	Score		Score	Seed	Name	NOC Code
1	GONZALEZ M	VEN	15	-	6	4	RIVOT A	CUB
			V		D			

			1st														2nd					
Seed	Name	NOC Code	1	2	3	4	4	4	5	5	5	6	7	8	9	9	10	11	12	12	13	14
1	GONZALEZ Mariana	VEN	1	2	3	4	4	4	5	5	5	6	7	8	9	9	10	11	12	12	13	14
4	RIVOT Adriagne	CUB	0	0	0	0	1	2	2	3	4	4	4	4	4	5	5	5	5	6	6	6

			3rd	
Seed	Name	NOC Code	15	6
1	GONZALEZ Mariana	VEN	15	
4	RIVOT Adriagne	CUB		6

Warnings and Penalties	Bout Time	Overtime	Warnings and Penalties
Yellow card: 0	6:03	--	Yellow card: 1
Red card: 0			Red card: 3
Black card: 0			Black card: 0
Referee: KAPOSVARI (HUN)			

Legend:

1st	Result after first period	2nd	Result after second period	3rd	Result after third period	D	Defeat
G	Green	V	Victory				

Bout Results

Resultados del combate / Resultados do Assalto

BOUT	59	PISTE	G
------	----	-------	---

Seed	Name	NOC Code	Score		Score	Seed	Name	NOC Code
6	CARBONE AA	ARG	8	-	7	11	DOIG ML	PER
			V		D			

Seed	Name	NOC Code	1st								2nd								3rd							
			0	1	1	2	2	3	3	3	4	4	4	5	6	7	8	5	6	7	7	7	7			
6	CARBONE Alejandra Andrea	ARG	0	1	1	2	2	3	3	3	4	4	4	5	6	7	8	5	6	7	7	7	7			
11	DOIG Maria Luisa	PER	1	1	2	2	3	3	4	5	5	6	7	7	7	7	7									

Warnings and Penalties	Bout Time	Overtime	Warnings and Penalties
Yellow card: 0	8:27	--	Yellow card: 1
Red card: 0			Red card: 0
Black card: 0			Black card: 0
Referee: MARTIN F (ESP)			

Legend:

1st	Result after first period	2nd	Result after second period	3rd	Result after third period	D	Defeat
G	Green	V	Victory				

Bout Results

Resultados del combate / Resultados do Assalto

BOUT	56	PISTE	Y
------	----	-------	---

Seed	Name	NOC Code	Score		Score	Seed	Name	NOC Code
13	DAOUST E	CAN	15	-	9	18	ROTHFELD S	BRA
			V		D			

		1st																				
13	DAOUST Elise	CAN	0	1	2	3	3	4	5	6	6	6	7	7	8	9	9	10	11	11	12	13
18	ROTHFELD Silvia	BRA	1	1	1	1	2	2	2	2	3	4	4	5	5	5	6	6	6	7	7	7

		2nd				
13	DAOUST Elise	CAN	14	14	14	15
18	ROTHFELD Silvia	BRA	7	8	9	9

Warnings and Penalties	Bout Time	Overtime	Warnings and Penalties
Yellow card: 1	4:39	--	Yellow card: 0
Red card: 1			Red card: 0
Black card: 0			Black card: 0
Referee: VOGEL B (GER)			

Legend:

1st	Result after first period	2nd	Result after second period	3rd	Result after third period	D	Defeat
V	Victory	Y	Yellow				

Bout Results

Resultados del combate / Resultados do Assalto

BOUT	60	PISTE	Y
------	----	-------	---

Seed	Name	NOC Code	Score		Score	Seed	Name	NOC Code
10	ROCHEL T	BRA	13	-	14	12	COMPAÑI M	CUB
			D		V			

Seed	Name	NOC Code	1st										2nd									
			0	1	2	3	4	5	6	7	8	9	10	0	1	2	3	4	5	6	7	8
10	ROCHEL Tais	BRA	0	0	1	1	1	2	2	3	4	4	4	4	4	5	6	7	7	8	9	10
12	COMPAÑI Misleydis	CUB	1	2	2	3	4	4	5	5	5	6	7	8	9	9	9	9	10	10	10	10

Seed	Name	NOC Code	3rd									
			10	11	12	13	13	13				
10	ROCHEL Tais	BRA	10	10	11	12	13	13	13			
12	COMPAÑI Misleydis	CUB	11	12	12	12	12	13	14			

Warnings and Penalties	Bout Time	Overtime	Warnings and Penalties
Yellow card: 0	8:15	--	Yellow card: 1
Red card: 0			Red card: 0
Black card: 0			Black card: 0
Referee: TURIACE S (ARG)			

Legend:

1st	Result after first period	2nd	Result after second period	3rd	Result after third period	D	Defeat
V	Victory	Y	Yellow				

Bout Results

Resultados del combate / Resultados do Assalto

BOUT	57	PISTE	B
------	----	-------	---

Seed	Name	NOC Code	Score		Score	Seed	Name	NOC Code
3	KWAN M	CAN	15	-	6	8	PARRILLA FLORES	PUR
			V		D			

			1st																			
Seed	Name	NOC Code	0	1	2	3	4	4	5	6	6	7	8	9	9	9	10	11	11	12	13	14
3	KWAN Monica	CAN	0	1	2	3	4	4	5	6	6	7	8	9	9	9	10	11	11	12	13	14
8	PARRILLA FLORES Luisa	PUR	1	1	1	1	1	2	2	2	3	3	3	3	4	5	5	5	6	6	6	6

			2nd	
Seed	Name	NOC Code	15	6
3	KWAN Monica	CAN	15	
8	PARRILLA FLORES Luisa	PUR		6

Warnings and Penalties	Bout Time	Overtime	Warnings and Penalties
Yellow card: 1	3:48	--	Yellow card: 1
Red card: 0			Red card: 0
Black card: 0			Black card: 0
Referee: TANDRON (CUB)			

Legend:						
1st	Result after first period	2nd	Result after second period	3rd	Result after third period	B Blue
D	Defeat	V	Victory			

Bout Results

Resultados del combate / Resultados do Assalto

BOUT	61	PISTE	B
------	----	-------	---

Seed	Name	NOC Code	Score		Score	Seed	Name	NOC Code
5	FUENMAYOR J	VEN	15	-	5	15	ACOSTA GONZALEZ	PUR
			V		D			

Seed	Name	NOC Code	2nd										3rd									
			1	2	2	3	4	5	6	7	8	8	8	8	9	10	11	12	13	13	14	15
5	FUENMAYOR Jhohanna	VEN	1	2	2	3	4	5	6	7	8	8	8	8	9	10	11	12	13	13	14	15
15	ACOSTA GONZALEZ Zacha	PUR	0	0	1	1	1	1	1	1	1	2	3	4	4	4	4	4	4	5	5	5

Warnings and Penalties	Bout Time	Overtime	Warnings and Penalties
Yellow card: 1	4:51	--	Yellow card: 1
Red card: 0			Red card: 2
Black card: 0			Black card: 0
Referee: FINARDI (BRA)			

Legend:

1st	Result after first period	2nd	Result after second period	3rd	Result after third period	B	Blue
D	Defeat	V	Victory				

Bout Results

Resultados del combate / Resultados do Assalto

BOUT	58	PISTE	R
------	----	-------	---

Seed	Name	NOC Code	Score	-	Score	Seed	Name	NOC Code
9	SILVA QUINTEROS	CHI	11	-	15	7	MORMANDI F	ARG
			D		V			

Seed	Name	NOC	1st										2nd									
			1	2	3	4	5	6	7	8	9	10	1	2	3	4	5	6	7	8	9	10
9	SILVA QUINTEROS Paula	CHI	1	1	1	2	3	4	5	5	6	6	7	7	7	7	7	7	7	8	9	9
7	MORMANDI Flavia	ARG	0	1	2	2	2	2	2	3	3	4	4	5	6	7	8	9	10	10	10	11

Seed	Name	NOC	3rd				
			9	10	10	11	11
9	SILVA QUINTEROS Paula	CHI	9	10	10	11	11
7	MORMANDI Flavia	ARG	12	12	13	14	15

Warnings and Penalties	Bout Time	Overtime	Warnings and Penalties
Yellow card: 1	8:37	--	Yellow card: 1
Red card: 0			Red card: 0
Black card: 0			Black card: 0
Referee: LIENDO J (ESP)			

Legend:						
1st	Result after first period	2nd	Result after second period	3rd	Result after third period	D Defeat
R	Red	V	Victory			

Bout Results

Resultados del combate / Resultados do Assalto

BOUT	62	PISTE	R
------	----	-------	---

Seed	Name	NOC Code	Score		Score	Seed	Name	NOC Code
17	MICHEL N	MEX	11	-	15	2	THOMPSON H	USA
			D		V			

Seed	Name	NOC Code	1st										2nd									
			1	2	3	4	5	6	7	8	9	10	1	2	3	4	5	6	7	8	9	10
17	MICHEL Nataly	MEX	1	1	1	2	2	2	2	3	4	4	4	5	5	6	7	7	7	8	9	9
2	THOMPSON Hanna	USA	0	1	2	2	3	4	5	5	5	6	7	7	8	8	8	9	10	10	10	11

Seed	Name	NOC Code	3rd							
			10	11	12	13	14	15		
17	MICHEL Nataly	MEX	10	10	10	10	11	11		
2	THOMPSON Hanna	USA	11	12	13	14	14	15		

Warnings and Penalties	Bout Time	Overtime	Warnings and Penalties
Yellow card: 1	8:23	--	Yellow card: 0
Red card: 0			Red card: 0
Black card: 0			Black card: 0
Referee: SIESTO M (ITA)			

Legend:

1st	Result after first period	2nd	Result after second period	3rd	Result after third period	D	Defeat
R	Red	V	Victory				

Bout Results

Resultados del combate / Resultados do Assalto

BOUT	52	PISTE	G
------	----	-------	---

Seed	Name	NOC Code	Score		Score	Seed	Name	NOC Code
14	FERRER J	MEX	11	-	15	4	RIVOT A	CUB
			D		V			

		1st																				
14	FERRER Jessica	MEX	1	1	2	2	2	3	4	4	4	5	5	5	5	5	5	6	7	8	9	9
4	RIVOT Adriagne	CUB	0	1	1	2	3	3	3	4	5	5	6	7	8	9	10	10	10	10	10	11

		2nd						
14	FERRER Jessica	MEX	9	10	10	11	11	11
4	RIVOT Adriagne	CUB	12	12	13	13	14	15

Warnings and Penalties	Bout Time	Overtime	Warnings and Penalties
Yellow card: 0	4:21	--	Yellow card: 0
Red card: 0			Red card: 0
Black card: 0			Black card: 0
Referee: FINARDI (BRA)			

Legend:

1st	Result after first period	2nd	Result after second period	3rd	Result after third period	D	Defeat
G	Green	V	Victory				

Bout Results

Resultados del combate / Resultados do Assalto

BOUT	53	PISTE	B
------	----	-------	---

Seed	Name	NOC Code	Score		Score	Seed	Name	NOC Code
19	CHRISTIE ACHA E	BOL	6	-	15	8	PARRILLA FLORES	PUR
			D		V			

		1st																						
19	CHRISTIE ACHA Ericka	BOL	0	1	2	2	2	2	2	2	2	2	2	2	3	4	5	5	5	5	5	6	6	6
8	PARRILLA FLORES Luisa	PUR	1	1	1	2	3	4	5	6	7	8	8	8	8	9	10	11	12	12	13	14		

		2nd	
19	CHRISTIE ACHA Ericka	BOL	6
8	PARRILLA FLORES Luisa	PUR	15

Warnings and Penalties	Bout Time	Overtime	Warnings and Penalties
Yellow card: 1	3:08	--	Yellow card: 1
Red card: 0			Red card: 1
Black card: 0			Black card: 0
Referee: TANDRON (CUB)			

Legend:						
1st	Result after first period	2nd	Result after second period	3rd	Result after third period	B Blue
D	Defeat	V	Victory			

Bout Results

Resultados del combate / Resultados do Assalto

BOUT	54	PISTE	R
------	----	-------	---

Seed	Name	NOC Code	Score		Score	Seed	Name	NOC Code
17	MICHEL N	MEX	15	-	6	16	ROSADO S	BOL
			V		D			

		1st																				
17	MICHEL Nataly	MEX	1	2	3	3	3	4	4	5	6	7	7	8	8	9	10	10	11	12	13	14
16	ROSADO Sandra	BOL	0	0	0	1	2	2	3	3	3	3	4	4	5	5	5	6	6	6	6	6

		2nd	
17	MICHEL Nataly	MEX	15
16	ROSADO Sandra	BOL	6

Warnings and Penalties	Bout Time	Overtime	Warnings and Penalties
Yellow card: 0	4:41	--	Yellow card: 0
Red card: 0			Red card: 0
Black card: 0			Black card: 0
Referee: VOGEL B (GER)			

Legend:

1st	Result after first period	2nd	Result after second period	3rd	Result after third period	D	Defeat
R	Red	V	Victory				

Tournament Seeding Individual

Cabeza de serie del Torneo Individual / Cabeças de Chave do Torneio Individual

As of 18 JUL 2007

Tournament Seed	FIE Ranking (13 JUL 2007)	Name	NOC
1	14	BENITEZ Alejandra	VEN - Venezuela
2	32	SASSINE Sandra	CAN - Canada
3	47	BARATTA Emma	USA - United States of America
4	54	GUTIERREZ Jerimar	VEN - Venezuela
5	55	FAEZ Ana	CUB - Cuba
6	56	GONZALEZ Mailyn	CUB - Cuba
7	59	JEMAL Alexis	USA - United States of America
8	64	CLOUTIER Julie	CAN - Canada
9	93	LARIOS Angelica	MEX - Mexico
10	116	BERNINSONE Estefania	ARG - Argentina
11	118	TOBAR Fatimaq	ESA - El Salvador
12	127	MOYA Natalia	CHI - Chile
13	129	MERCADO MENDEZ Melanie	PUR - Puerto Rico
14	132	ORTIZ ROSARIO Victoria	PUR - Puerto Rico
15	136	MARTINEZ-ELIZALDE Giselle	MEX - Mexico
16	140	VANEGAS Nancy	COL - Colombia
17	201	MANCILLA Mariajose	GUA - Guatemala
18	232	PEREZ MAURICE Maria Belen	ARG - Argentina
19	274	CHRISTIE Erika	BOL - Bolivia
20	276	RAMOS Ana Gabriela	BOL - Bolivia
21	N	FALCI Deise	BRA - Brazil
Total: 21			

Note:

All changes are available in INFO

Legend:

N Fencer has no FIE Rank

Results Bracket

Resultados de la Serie / Resultados - Chave

THU 19 JUL 2007

D#	Round of 32	Round of 16	Quarterfinals	Semifinals	Final
1 32	BARATTA E Bye USA	BARATTA E	BARATTA E 15-6	BARATTA E 15-8	GOLD MEDAL BOUT
17 16	MERCADO MENDEZ FALCI D PUR BRA	MERCADO MENDEZ 15-14			
9 24	RAMOS AG Bye BOL	RAMOS AG	BERNINSONE E 15-9		
25 8	Bye BERNINSONE E ARG	BERNINSONE E			
5 28	FAEZ A Bye CUB	FAEZ A	PEREZ MAURICE M 15-13	JEMAL A 15-7	
21 12	CHRISTIE E PEREZ MAURICE M BOL ARG	PEREZ MAURICE M 15-7			
13 20	LARIOS A ORTIZ ROSARIO V MEX PUR	LARIOS A 15-6	JEMAL A 15-5		
29 4	Bye JEMAL A USA	JEMAL A	JEMAL A 15-6		
3 30	GONZALEZ M Bye CUB	GONZALEZ M	GONZALEZ M 15-11	GONZALEZ M 15-9	
19 14	MARTINEZ-ELIZA. VANEGAS N MEX COL	MARTINEZ-ELIZA. 15-5			
11 22	GUTIERREZ J Bye VEN	GUTIERREZ J	BENITEZ A 15-8		
27 6	Bye BENITEZ A VEN	BENITEZ A			
7 26	CLOUTIER J Bye CAN	CLOUTIER J	CLOUTIER J 15-13	GONZALEZ M 15-12	
23 10	Bye MANCILLA M GUA	MANCILLA M			
15 18	MOYA N TOBAR F CHI ESA	TOBAR F 15-8	SASSINE S 15-7		
31 2	Bye SASSINE S CAN	SASSINE S	SASSINE S 15-2		
					GONZALEZ M 15-12

Legend:

D# Draw number

Final Standings

Posiciones Finales / Posições Finais

As of 19 JUL 2007

Rank	Name	NOC	Medal
1	GONZALEZ Mailyn	CUB - Cuba	Gold
2	JEMAL Alexis	USA - United States	Silver
3	BARATTA Emma	USA - United States	Bronze
3	SASSINE Sandra	CAN - Canada	Bronze

5	BENITEZ Alejandra	VEN - Venezuela	
6	CLOUTIER Julie	CAN - Canada	
7	BERNINSONE Estefania	ARG - Argentina	
8	PEREZ MAURICE Maria Belen	ARG - Argentina	

9	FAEZ Ana	CUB - Cuba	
10	RAMOS Ana Gabriela	BOL - Bolivia	
11	MANCILLA Mariajose	GUA - Guatemala	
12	GUTIERREZ Jerimar	VEN - Venezuela	
13	LARIOS Angelica	MEX - Mexico	
14	MERCADO MENDEZ Melanie	PUR - Puerto Rico	
15	TOBAR Fatimaq	ESA - El Salvador	
16	MARTINEZ-ELIZALDE Giselle	MEX - Mexico	

17	VANEGAS Nancy	COL - Colombia	
18	MOYA Natalia	CHI - Chile	
19	FALCI Deise	BRA - Brazil	
20	ORTIZ ROSARIO Victoria	PUR - Puerto Rico	
21	CHRISTIE Erika	BOL - Bolivia	

Bout Results

Resultados del combate / Resultados do Assalto

BOUT	83	PISTE	A
------	----	-------	---

Seed	Name	NOC Code	Score		Score	Seed	Name	NOC Code
7	JEMAL A	USA	12	-	15	6	GONZALEZ M	CUB
			D		V			

		1st																				
7	JEMAL Alexis	USA	0	0	1	1	1	1	1	2	3	3	4	5	6	6	7	7	7	8	8	8
6	GONZALEZ Mailyln	CUB	1	2	2	3	4	5	6	6	6	7	7	7	7	8	8	9	10	10	11	12

		2nd									
7	JEMAL Alexis	USA	9	9	10	11	11	12	12		
6	GONZALEZ Mailyln	CUB	12	13	13	13	14	14	15		

Warnings and Penalties	Bout Time	Overtime	Warnings and Penalties
Yellow card: 0	2:27	--	Yellow card: 0
Red card: 0			Red card: 0
Black card: 0			Black card: 0
Referee: KAPOSVARI (HUN)			

Legend:

1st	Result after first period	2nd	Result after second period	3rd	Result after third period	A	Final
D	Defeat	V	Victory				

Bout Results

Resultados del combate / Resultados do Assalto

BOUT	81	PISTE	A
------	----	-------	---

Seed	Name	NOC Code	Score		Score	Seed	Name	NOC Code
3	BARATTA E	USA	7	-	15	7	JEMAL A	USA
			D		V			

1st

3	BARATTA Emma	USA	0	0	1	1	2	2	2	2	3	3	3	4	4	4	4	5	6	6	6	6
7	JEMAL Alexis	USA	1	2	2	3	3	4	5	6	6	7	8	8	9	10	11	11	11	12	13	14

2nd

3	BARATTA Emma	USA	7	7
7	JEMAL Alexis	USA	14	15

Warnings and Penalties	Bout Time	Overtime	Warnings and Penalties
Yellow card: 0	1:24	--	Yellow card: 0
Red card: 0			Red card: 0
Black card: 0			Black card: 0
Referee: GABY B (FRA)			

Legend:

1st	Result after first period	2nd	Result after second period	3rd	Result after third period	A	Final
D	Defeat	V	Victory				

Bout Results

Resultados del combate / Resultados do Assalto

BOUT	82	PISTE	A
------	----	-------	---

Seed	Name	NOC Code	Score		Score	Seed	Name	NOC Code
6	GONZALEZ M	CUB	15	-	12	2	SASSINE S	CAN
			V		D			

		1st																				
6	GONZALEZ Mailyln	CUB	1	2	2	3	4	4	5	6	6	6	6	6	6	6	6	7	8	8	9	10
2	SASSINE Sandra	CAN	0	0	1	1	1	2	2	2	3	4	5	6	7	8	9	9	9	10	10	10

		2nd							
6	GONZALEZ Mailyln	CUB	10	11	12	12	13	14	15
2	SASSINE Sandra	CAN	11	11	11	12	12	12	12

Warnings and Penalties	Bout Time	Overtime	Warnings and Penalties
Yellow card: 0	2:24	--	Yellow card: 0
Red card: 0			Red card: 0
Black card: 0			Black card: 0
Referee: SIESTO M (ITA)			

Legend:						
1st	Result after first period	2nd	Result after second period	3rd	Result after third period	A Final
D	Defeat	V	Victory			

Bout Results

Resultados del combate / Resultados do Assalto

BOUT	77	PISTE	G
------	----	-------	---

Seed	Name	NOC Code	Score		Score	Seed	Name	NOC Code
3	BARATTA E	USA	15	-	8	10	BERNINSONE E	ARG
			V		D			

		1st																				
3	BARATTA Emma	USA	1	1	2	3	4	5	5	6	6	7	7	7	8	9	9	9	10	11	11	12
10	BERNINSONE Estefania	ARG	0	1	1	1	1	1	2	2	3	3	4	5	5	5	6	7	7	7	8	8

		2nd			
3	BARATTA Emma	USA	13	14	15
10	BERNINSONE Estefania	ARG	8	8	8

Warnings and Penalties	Bout Time	Overtime	Warnings and Penalties
Yellow card: 0	2:51	--	Yellow card: 0
Red card: 0			Red card: 0
Black card: 0			Black card: 0
Referee: KAPOSVARI (HUN)			

Legend:

1st	Result after first period	2nd	Result after second period	3rd	Result after third period	D	Defeat
G	Green	V	Victory				

Bout Results

Resultados del combate / Resultados do Assalto

BOUT	78	PISTE	Y
------	----	-------	---

Seed	Name	NOC Code	Score		Score	Seed	Name	NOC Code
18	PEREZ MAURICE M	ARG	5	-	15	7	JEMAL A	USA
			D		V			

18	PEREZ MAURICE Maria Belen	ARG	1st										2nd									
			0	0	1	1	1	1	1	2	2	3	3	4	4	4	4	4	4	5	5	
7	JEMAL Alexis	USA	1	2	2	3	4	5	6	6	7	7	8	8	9	10	11	12	13	14	14	15

Warnings and Penalties	Bout Time	Overtime	Warnings and Penalties
Yellow card: 0	2:55	--	Yellow card: 0
Red card: 0			Red card: 0
Black card: 0			Black card: 0
Referee: SIESTO M (ITA)			

Legend:

1st	Result after first period	2nd	Result after second period	3rd	Result after third period	D	Defeat
V	Victory	Y	Yellow				

Bout Results

Resultados del combate / Resultados do Assalto

BOUT	79	PISTE	B
------	----	-------	---

Seed	Name	NOC Code	Score		Score	Seed	Name	NOC Code
6	GONZALEZ M	CUB	15	-	9	1	BENITEZ A	VEN
			V		D			

		1st																				
6	GONZALEZ Mailyln	CUB	1	2	3	4	4	4	4	5	6	7	8	9	10	10	10	11	11	11	12	13
1	BENITEZ Alejandra	VEN	0	0	0	0	1	2	3	3	3	3	3	3	3	4	5	5	6	7	7	7

		2nd				
6	GONZALEZ Mailyln	CUB	13	14	14	15
1	BENITEZ Alejandra	VEN	8	8	9	9

Warnings and Penalties	Bout Time	Overtime	Warnings and Penalties
Yellow card: 0	2:25	--	Yellow card: 0
Red card: 0			Red card: 0
Black card: 0			Black card: 0
Referee: GABY B (FRA)			

Legend:

1st	Result after first period	2nd	Result after second period	3rd	Result after third period	B	Blue
D	Defeat	V	Victory				

Bout Results

Resultados del combate / Resultados do Assalto

BOUT	80	PISTE	R
------	----	-------	---

Seed	Name	NOC Code	Score		Score	Seed	Name	NOC Code
8	CLOUTIER J	CAN	7	-	15	2	SASSINE S	CAN
			D		V			

		1st																				
8	CLOUTIER Julie	CAN	0	1	1	1	1	1	2	3	3	3	3	3	3	4	4	4	5	5	5	6
2	SASSINE Sandra	CAN	1	1	2	3	4	5	5	5	6	7	8	9	10	10	11	12	12	13	14	14

		2nd		
8	CLOUTIER Julie	CAN	7	7
2	SASSINE Sandra	CAN	14	15

Warnings and Penalties	Bout Time	Overtime	Warnings and Penalties
Yellow card: 0	0:55	--	Yellow card: 0
Red card: 0			Red card: 0
Black card: 0			Black card: 0
Referee: MARTIN F (USA)			

Legend:						
1st	Result after first period	2nd	Result after second period	3rd	Result after third period	D Defeat
R	Red	V	Victory			

Bout Results

Resultados del combate / Resultados do Assalto

BOUT	69	PISTE	G
------	----	-------	---

Seed	Name	NOC Code	Score		Score	Seed	Name	NOC Code
3	BARATTA E	USA	15	-	6	13	MERCADO MENDEZ	PUR
			V		D			

		1st																				
3	BARATTA Emma	USA	1	2	2	3	3	3	3	4	5	6	7	8	9	9	10	11	11	12	13	14
13	MERCADO MENDEZ Melanie	PUR	0	0	1	1	2	3	4	4	4	4	4	4	4	5	5	5	6	6	6	6

		2nd	
3	BARATTA Emma	USA	15
13	MERCADO MENDEZ Melanie	PUR	6

Warnings and Penalties	Bout Time	Overtime	Warnings and Penalties
Yellow card: 1	2:39	--	Yellow card: 1
Red card: 0			Red card: 0
Black card: 0			Black card: 0
Referee: GABY B (FRA)			

Legend:						
1st	Result after first period	2nd	Result after second period	3rd	Result after third period	D
G	Green	V	Victory			Defeat

Bout Results

Resultados del combate / Resultados do Assalto

BOUT	73	PISTE	G
------	----	-------	---

Seed	Name	NOC Code	Score		Score	Seed	Name	NOC Code
20	RAMOS AG	BOL	9	-	15	10	BERNINSONE E	ARG
			D		V			

1st

20	RAMOS Ana Gabriela	BOL	0	0	1	1	1	1	2	2	3	3	3	3	3	4	4	4	4	4	5	6
10	BERNINSONE Estefania	ARG	1	2	2	3	4	5	5	6	6	7	8	9	10	10	11	12	13	14	14	14

2nd

20	RAMOS Ana Gabriela	BOL	7	8	9	9
10	BERNINSONE Estefania	ARG	14	14	14	15

Warnings and Penalties	Bout Time	Overtime	Warnings and Penalties
Yellow card: 1	2:57	--	Yellow card: 0
Red card: 0			Red card: 0
Black card: 0			Black card: 0
Referee: KAPOSVARI (HUN)			

Legend:

1st	Result after first period	2nd	Result after second period	3rd	Result after third period	D	Defeat
G	Green	V	Victory				

Bout Results

Resultados del combate / Resultados do Assalto

BOUT	70	PISTE	Y
------	----	-------	---

Seed	Name	NOC Code	Score		Score	Seed	Name	NOC Code
5	FAEZ A	CUB	13	-	15	18	PEREZ MAURICE M	ARG
			D		V			

		1st																				
5	FAEZ Ana	CUB	1	2	2	2	3	4	4	4	4	5	5	6	6	7	8	9	9	9	9	10
18	PEREZ MAURICE Maria Belen	ARG	0	0	1	2	2	2	3	4	5	5	6	6	7	7	7	7	8	9	10	10

		2nd									
5	FAEZ Ana	CUB	10	10	10	10	11	12	13	13	
18	PEREZ MAURICE Maria Belen	ARG	11	12	13	14	14	14	14	15	

Warnings and Penalties	Bout Time	Overtime	Warnings and Penalties
Yellow card: 0	2:27	--	Yellow card: 1
Red card: 0			Red card: 0
Black card: 0			Black card: 0
Referee: RIOS J (MEX)			

Legend:

1st	Result after first period	2nd	Result after second period	3rd	Result after third period	D	Defeat
V	Victory	Y	Yellow				

Bout Results

Resultados del combate / Resultados do Assalto

BOUT	74	PISTE	Y
------	----	-------	---

Seed	Name	NOC Code	Score		Score	Seed	Name	NOC Code
9	LARIOS A	MEX	6	-	15	7	JEMAL A	USA
			D		V			

		1st																				
9	LARIOS Angelica	MEX	1	1	2	2	3	3	3	3	4	4	4	5	5	5	5	6	6	6	6	6
7	JEMAL Alexis	USA	0	1	1	2	2	3	4	5	5	6	7	7	8	9	10	10	11	12	13	14

		2nd	
9	LARIOS Angelica	MEX	6
7	JEMAL Alexis	USA	15

Warnings and Penalties	Bout Time	Overtime	Warnings and Penalties
Yellow card: 0	2:39	--	Yellow card: 0
Red card: 0			Red card: 0
Black card: 0			Black card: 0
Referee: TANDRON (CUB)			

Legend:						
1st	Result after first period	2nd	Result after second period	3rd	Result after third period	D Defeat
V	Victory	Y	Yellow			

Bout Results

Resultados del combate / Resultados do Assalto

BOUT	71	PISTE	B
------	----	-------	---

Seed	Name	NOC Code	Score		Score	Seed	Name	NOC Code
6	GONZALEZ M	CUB	15	-	11	15	MARTINEZ-ELIZA.	MEX
			V		D			

		1st																				
6	GONZALEZ Mailyln	CUB	1	1	2	3	4	4	5	5	6	7	8	9	9	9	9	10	10	10	10	11
15	MARTINEZ-ELIZALDE Giselle	MEX	0	1	1	1	1	2	2	3	3	3	3	3	4	5	6	6	7	8	9	9

		2nd						
6	GONZALEZ Mailyln	CUB	12	12	13	14	14	15
15	MARTINEZ-ELIZALDE Giselle	MEX	9	10	10	10	11	11

Warnings and Penalties	Bout Time	Overtime	Warnings and Penalties
Yellow card: 0	2:40	--	Yellow card: 0
Red card: 0			Red card: 0
Black card: 0			Black card: 0
Referee: MARTIN F (USA)			

Legend:

1st	Result after first period	2nd	Result after second period	3rd	Result after third period	B	Blue
D	Defeat	V	Victory				

Bout Results

Resultados del combate / Resultados do Assalto

BOUT	75	PISTE	B
------	----	-------	---

Seed	Name	NOC Code	Score		Score	Seed	Name	NOC Code
4	GUTIERREZ J	VEN	8	-	15	1	BENITEZ A	VEN
			D		V			

		1st																				
4	GUTIERREZ Jerimar	VEN	0	0	0	0	1	1	2	3	3	3	4	4	4	4	5	6	6	6	7	7
1	BENITEZ Alejandra	VEN	1	2	3	4	4	5	5	5	6	7	7	8	9	10	10	10	11	12	12	13

		2nd			
4	GUTIERREZ Jerimar	VEN	8	8	8
1	BENITEZ Alejandra	VEN	13	14	15

Warnings and Penalties	Bout Time	Overtime	Warnings and Penalties
Yellow card: 0	2:39	--	Yellow card: 0
Red card: 0			Red card: 0
Black card: 0			Black card: 0
Referee: GABY B (FRA)			

Legend:

1st	Result after first period	2nd	Result after second period	3rd	Result after third period	B	Blue
D	Defeat	V	Victory				

Bout Results

Resultados del combate / Resultados do Assalto

BOUT	72	PISTE	R
------	----	-------	---

Seed	Name	NOC Code	Score		Score	Seed	Name	NOC Code
8	CLOUTIER J	CAN	15	-	13	17	MANCILLA M	GUA
			V		D			

		1st																				
8	CLOUTIER Julie	CAN	1	1	1	2	2	3	4	4	5	5	6	7	8	8	9	9	9	10	10	10
17	MANCILLA Mariajose	GUA	0	1	2	2	3	3	3	4	4	5	5	5	5	6	6	7	8	8	9	10

		2nd									
8	CLOUTIER Julie	CAN	10	11	12	12	13	13	14	15	
17	MANCILLA Mariajose	GUA	11	11	11	12	12	13	13	13	

Warnings and Penalties	Bout Time	Overtime	Warnings and Penalties
Yellow card: 0	2:43	--	Yellow card: 0
Red card: 0			Red card: 0
Black card: 0			Black card: 0
Referee: SIESTO M (ITA)			

Legend:						
1st	Result after first period	2nd	Result after second period	3rd	Result after third period	D Defeat
R	Red	V	Victory			

Bout Results

Resultados del combate / Resultados do Assalto

BOUT	76	PISTE	R
------	----	-------	---

Seed	Name	NOC Code	Score		Score	Seed	Name	NOC Code
11	TOBAR F	ESA	2	-	15	2	SASSINE S	CAN
			D		V			

11	TOBAR Fatimaq	ESA	1st										2nd						
			0	0	0	0	0	0	0	0	0	0	0	0	1	1	2	2	2
2	SASSINE Sandra	CAN	1	2	3	4	5	6	7	8	9	10	10	11	11	12	13	14	15

Warnings and Penalties	Bout Time	Overtime	Warnings and Penalties
Yellow card: 0	2:46	--	Yellow card: 0
Red card: 0			Red card: 0
Black card: 0			Black card: 0
Referee: PARILLA U (PUR)			

Legend:

1st	Result after first period	2nd	Result after second period	3rd	Result after third period	D	Defeat
R	Red	V	Victory				

Bout Results

Resultados del combate / Resultados do Assalto

BOUT	64	PISTE	G
------	----	-------	---

Seed	Name	NOC Code	Score		Score	Seed	Name	NOC Code
13	MERCADO MENDEZ	PUR	15	-	14	21	FALCI D	BRA
			V		D			

		1st																				
13	MERCADO MENDEZ Melanie	PUR	0	1	1	2	2	3	4	5	5	6	6	7	7	8	9	9	10	11	12	13
21	FALCI Deise	BRA	1	1	2	2	3	3	3	3	4	4	5	5	6	6	6	7	7	7	7	7

		2nd									
13	MERCADO MENDEZ Melanie	PUR	13	13	13	14	14	14	14	14	15
21	FALCI Deise	BRA	8	9	10	10	11	12	13	14	14

Warnings and Penalties	Bout Time	Overtime	Warnings and Penalties
Yellow card: 1	2:53	--	Yellow card: 0
Red card: 0			Red card: 0
Black card: 0			Black card: 0
Referee: KAPOSVARI (HUN)			

Legend:						
1st	Result after first period	2nd	Result after second period	3rd	Result after third period	D Defeat
G	Green	V	Victory			

Bout Results

Resultados del combate / Resultados do Assalto

BOUT	65	PISTE	Y
------	----	-------	---

Seed	Name	NOC Code	Score		Score	Seed	Name	NOC Code
19	CHRISTIE E	BOL	7	-	15	18	PEREZ MAURICE M	ARG
			D		V			

		1st																					
19	CHRISTIE Erika	BOL	0	1	1	1	2	2	2	3	3	3	3	3	3	3	3	3	3	4	5	6	6
18	PEREZ MAURICE Maria Belen	ARG	1	1	2	3	3	4	5	5	6	7	8	9	10	11	12	13	13	13	13	14	

		2nd		
19	CHRISTIE Erika	BOL	7	7
18	PEREZ MAURICE Maria Belen	ARG	14	15

Warnings and Penalties	Bout Time	Overtime	Warnings and Penalties
Yellow card: 0	2:57	--	Yellow card: 0
Red card: 0			Red card: 0
Black card: 0			Black card: 0
Referee: GABY B (FRA)			

Legend:

1st	Result after first period	2nd	Result after second period	3rd	Result after third period	D	Defeat
V	Victory	Y	Yellow				



Bout Results

Resultados del combate / Resultados do Assalto

BOUT	68	PISTE	Y
------	----	-------	---

Seed	Name	NOC Code	Score		Score	Seed	Name	NOC Code
9	LARIOS A	MEX	15	-	6	14	ORTIZ ROSARIO V	PUR
			V		D			

		1st																				
9	LARIOS Angelica	MEX	0	1	2	3	3	4	5	6	7	8	8	8	8	8	9	10	11	12	13	14
14	ORTIZ ROSARIO Victoria	PUR	1	1	1	1	2	2	2	2	2	2	3	4	5	6	6	6	6	6	6	6

		2nd	
9	LARIOS Angelica	MEX	15
14	ORTIZ ROSARIO Victoria	PUR	6

Warnings and Penalties	Bout Time	Overtime	Warnings and Penalties
Yellow card: 0	2:39	--	Yellow card: 0
Red card: 0			Red card: 0
Black card: 0			Black card: 0
Referee: MARTIN F (USA)			

Legend:

1st Result after first period 2nd Result after second period 3rd Result after third period D Defeat
V Victory Y Yellow

Bout Results

Resultados del combate / Resultados do Assalto

BOUT	66	PISTE	B
------	----	-------	---

Seed	Name	NOC Code	Score		Score	Seed	Name	NOC Code
15	MARTINEZ-ELIZA.	MEX	15	-	5	16	VANEGAS N	COL
			V		D			

Seed	Name	NOC	1st										2nd									
			1	2	3	4	5	6	7	8	9	10	11	12	13	14	15					
15	MARTINEZ-ELIZALDE Giselle	MEX	1	1	2	3	4	5	5	6	6	6	7	8	9	10	11	12	13	13	14	15
16	VANEGAS Nancy	COL	0	1	1	1	1	1	2	2	3	4	4	4	4	4	4	4	4	5	5	5

Warnings and Penalties	Bout Time	Overtime	Warnings and Penalties
Yellow card: 0	2:29	--	Yellow card: 0
Red card: 0			Red card: 0
Black card: 0			Black card: 0
Referee: SIESTO M (ITA)			

Legend:

1st	Result after first period	2nd	Result after second period	3rd	Result after third period	B	Blue
D	Defeat	V	Victory				

Bout Results

Resultados del combate / Resultados do Assalto

BOUT	67	PISTE	R
------	----	-------	---

Seed	Name	NOC Code	Score		Score	Seed	Name	NOC Code
12	MOYA N	CHI	8	-	15	11	TOBAR F	ESA
			D		V			

		1st																				
12	MOYA Natalia	CHI	0	0	1	2	3	3	4	5	6	6	6	6	6	6	6	6	7	7	8	
11	TOBAR Fatimaq	ESA	1	2	2	2	2	3	3	3	3	4	5	6	7	8	9	10	11	11	12	12

		2nd			
12	MOYA Natalia	CHI	8	8	8
11	TOBAR Fatimaq	ESA	13	14	15

Warnings and Penalties	Bout Time	Overtime	Warnings and Penalties
Yellow card: 0	2:18	--	Yellow card: 0
Red card: 0			Red card: 0
Black card: 0			Black card: 0
Referee: RIOS J (MEX)			

Legend:

1st	Result after first period	2nd	Result after second period	3rd	Result after third period	D	Defeat
R	Red	V	Victory				

Tournament Seeding Team

Cabeza de serie del Torneo Equipos / Cabeças de Chave do Torneio Equipes

As of 19 JUL 2007

Tournament Seed	FIE Ranking (13 JUL 2007)	NOC	Name
1	1	Canada	BOUCHARD Louise-Hélène DAOUST Élise KWAN Monica SASSINE Sandra
2	2	Venezuela	FUENMAYOR Jhohanna GONZALEZ Mariana MARTINEZ Maria SUAREZ Yulitza
3	3	Argentina	CARBONE Alejandra Andrea GONZALEZ Maria Jimena MORMANDI Flavia PEREZ MAURICE Maria Belen
4	4	Cuba	COMPAÑI Misleydis EIMEY Gomez HECHAVARRIA Annis RIVOT Adriagne
5	5	Puerto Rico	ACOSTA GONZALEZ Zacha BAS SANCHEZ Kristal PARRILLA FLORES Luisa PEREZ JUAN Priscilla
6	6	Brazil	FALCI Deise HERKLOTZ Maria ROCHEL Tais ROTHFELD Silvia
7	7	Mexico	AGUIRRE MARTINEZ Andrea FERRER Jessica LARIOS Angelica MICHEL Nataly
8	8	Bolivia	CASTILLO URIONA Cecilia CHRISTIE ACHA Ericka RIOS Gabriela ROSADO PARDO Sandra

Note:
 All changes are available in INFO

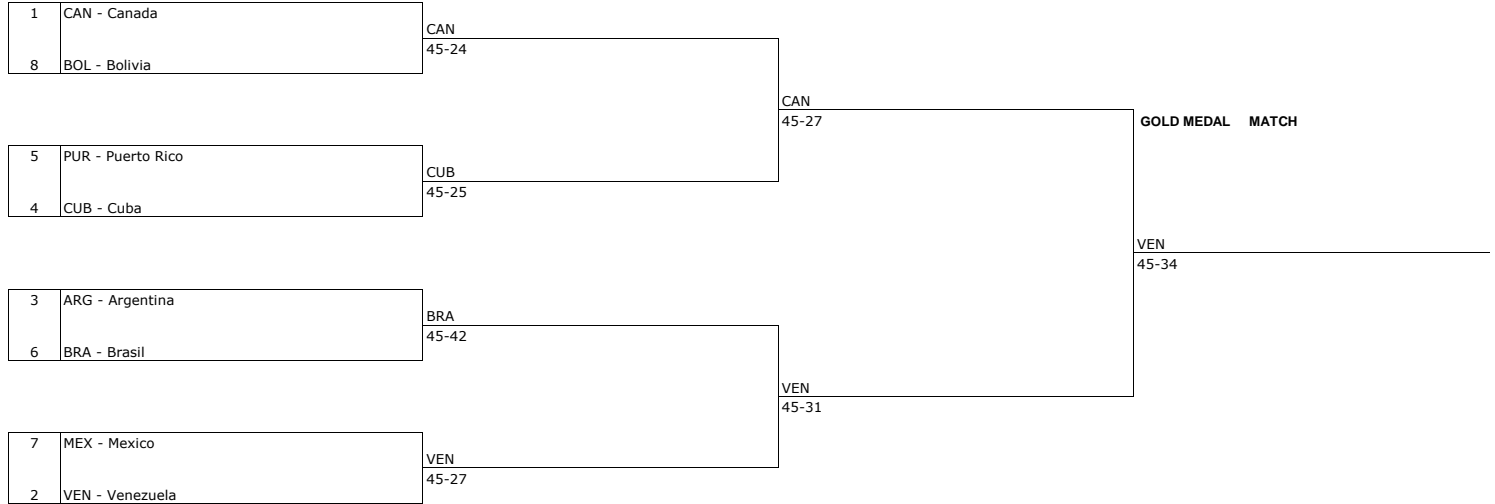
Legend:
N Team has no FIE Rank **S** Substitute

Results Bracket - Team

Resultados de la Serie - Equipo / Resultados - Chave Equipe


FRI 20 JUL 2007

D#	Quarterfinals	Semifinals	Final
----	---------------	------------	-------



Classification 5-8

Placement 5-6



Legend:

D# Draw number



Riocentro Pavilhão 3A
Riocentro Pavilhão 3A
Riocentro Pavilhão 3A

Fencing
Esgrima / Esgrima

Women's Team Foil
Equipos Florete Mujeres / Equipe Florete Mujeres

Final Standings

Posiciones Finales / Posições Finais

As of 20 JUL 2007

Rank	NOC	Medal
1	VEN - Venezuela	Gold
2	CAN - Canada	Silver
3	CUB - Cuba	Bronze
4	BRA - Brazil	
-----	-----	-----
5	ARG - Argentina	
6	PUR - Puerto Rico	
7	MEX - Mexico	
8	BOL - Bolivia	

Match Results

Resultados del Partido / Resultados da partida

MATCH	12	PISTE	A
-------	----	-------	---

CAN - Canada			34 D	Final	45 V	VEN - Venezuela		
Fencer	Touches	Score	vs	Score	Touches	Fencer		
DAOUST Élise	2	2	--	5	5	GONZALEZ Mariana		
KWAN Monica	8	10	--	7	2	SUAREZ Yulitza		
BOUCHARD Louise-Hélène	3	13	--	10	3	FUENMAYOR Jhohanna		
DAOUST Élise	3	16	--	12	2	SUAREZ Yulitza		
BOUCHARD Louise-Hélène	7	23	--	22	10	GONZALEZ Mariana		
KWAN Monica	7	30	--	29	7	FUENMAYOR Jhohanna		
BOUCHARD Louise-Hélène	2	32	--	32	3	SUAREZ Yulitza		
DAOUST Élise	0	32	--	40	8	FUENMAYOR Jhohanna		
KWAN Monica	2	34	--	45	5	GONZALEZ Mariana		
KWAN Monica			--			GONZALEZ Mariana		
Total Match Time: 22:25				Overtime: --				
Warnings:			Referees:			Warnings:		
Yellow Card: 5			FINARDI	(BRA)		Yellow Card: 0		
Red Card: 2			VOGEL B	(GER)		Red Card: 0		
Black Card: 0			Assistant:			Black Card: 0		

Legend:

A Final D Defeat V Victory

Match Results

Resultados del Partido / Resultados da partida

MATCH	9	PISTE	A
-------	---	-------	---

CUB - Cuba			45 V	Final	31 D	BRA - Brasil				
Fencer	Touches	Score	vs	Score	Touches	Fencer				
COMPañI Misleydis	2	2	--	1	1	HERKLOTZ Maria				
HECHAVARRIA Annis	7	9	--	3	2	ROCHEL Tais				
RIVOT Adriagne	3	12	--	11	8	ROTHFELD Silvia				
HECHAVARRIA Annis	2	14	--	15	4	HERKLOTZ Maria				
COMPañI Misleydis	8	22	--	15	0	ROTHFELD Silvia				
RIVOT Adriagne	5	27	--	21	6	ROCHEL Tais				
HECHAVARRIA Annis	4	31	--	25	4	ROTHFELD Silvia				
RIVOT Adriagne	9	40	--	28	3	HERKLOTZ Maria				
COMPañI Misleydis	5	45	--	31	3	ROCHEL Tais				
COMPañI Misleydis			--			ROCHEL Tais				
Total Match Time: 24:22				Overtime: --						
Warnings:			Referees:			Warnings:				
Yellow Card: 4			KAPOSVARI	(HUN)			Yellow Card: 0			
Red Card: 3			LIENDO J	(VEN)			Red Card: 0			
Black Card: 0			Assistant:					Black Card: 0		

Legend:

A Final D Defeat V Victory

Match Results

Resultados del Partido / Resultados da partida

MATCH	11	PISTE	B
-------	----	-------	---

PUR - Puerto Rico			33 D	Final	35 V	ARG - Argentina		
Fencer	Touches	Score	vs	Score	Touches	Fencer		
PARRILLA FLORES Luisa	3	3	--	2	2	MORMANDI Flavia		
BAS SANCHEZ Kristal	3	6	--	9	7	CARBONE Alejandra Andrea		
ACOSTA GONZALEZ Zacha	3	9	--	13	4	GONZALEZ Maria Jimena		
BAS SANCHEZ Kristal	2	11	--	18	5	MORMANDI Flavia		
PARRILLA FLORES Luisa	10	21	--	22	4	GONZALEZ Maria Jimena		
ACOSTA GONZALEZ Zacha	1	22	--	24	2	CARBONE Alejandra Andrea		
PEREZ JUAN Priscilla(S)	1	23	--	25	1	GONZALEZ Maria Jimena		
ACOSTA GONZALEZ Zacha	2	25	--	29	4	MORMANDI Flavia		
PARRILLA FLORES Luisa	8	33	--	35	6	CARBONE Alejandra Andrea		
PARRILLA FLORES Luisa			--			CARBONE Alejandra Andrea		
Total Match Time: 24:00				Overtime: --				
Warnings:			Referees:			Warnings:		
Yellow Card: 4			SIESTO M	(ITA)		Yellow Card: 1		
Red Card: 1			TANDRON	(CUB)		Red Card: 2		
Black Card: 0			Assistant:			Black Card: 0		

Legend:

B Blue D Defeat S Substitute V Victory

Match Results

Resultados del Partido / Resultados da partida

MATCH	10	PISTE	R
--------------	-----------	--------------	----------

BOL - Bolivia			21 D	Final	45 V	MEX - Mexico		
Fencer	Touches	Score	vs	Score	Touches	Fencer		
CASTILLO URIONA Cecilia	1	1	--	5	5	MICHEL Nataly		
CHRISTIE ACHA Ericka	1	2	--	10	5	FERRER Jessica		
RIOS Gabriela	1	3	--	15	5	AGUIRRE MARTINEZ Andrea		
CASTILLO URIONA Cecilia	5	8	--	20	5	FERRER Jessica		
RIOS Gabriela	3	11	--	25	5	MICHEL Nataly		
CHRISTIE ACHA Ericka	4	15	--	30	5	AGUIRRE MARTINEZ Andrea		
RIOS Gabriela	2	17	--	35	5	FERRER Jessica		
CASTILLO URIONA Cecilia	1	18	--	40	5	AGUIRRE MARTINEZ Andrea		
CHRISTIE ACHA Ericka	3	21	--	45	5	MICHEL Nataly		
CHRISTIE ACHA Ericka			--			MICHEL Nataly		
Total Match Time: 14:51				Overtime: --				
Warnings:			Referees:			Warnings:		
Yellow Card:	0		MARTIN F	(USA)		Yellow Card:	0	
Red Card:	0		TURIACE S	(ARG)		Red Card:	0	
Black Card:	0		Assistant:			Black Card:	0	

Legend:

D	Defeat	R	Red	V	Victory
----------	--------	----------	-----	----------	---------

Match Results

Resultados del Partido / Resultados da partida

MATCH	5	PISTE	G
-------	---	-------	---

CAN - Canada			45 V	Final	27 D	CUB - Cuba		
Fencer	Touches	Score	vs	Score	Touches	Fencer		
DAOUST Élise	2	2	--	5	5	COMPAÑI Misleydis		
KWAN Monica	8	10	--	7	2	HECHAVARRIA Annis		
BOUCHARD Louise-Hélène	5	15	--	14	7	RIVOT Adriagne		
DAOUST Élise	2	17	--	20	6	HECHAVARRIA Annis		
BOUCHARD Louise-Hélène	8	25	--	21	1	COMPAÑI Misleydis		
KWAN Monica	5	30	--	21	0	RIVOT Adriagne		
BOUCHARD Louise-Hélène	5	35	--	23	2	HECHAVARRIA Annis		
DAOUST Élise	5	40	--	26	3	RIVOT Adriagne		
KWAN Monica	5	45	--	27	1	COMPAÑI Misleydis		
KWAN Monica			--			COMPAÑI Misleydis		
Total Match Time: 14:32				Overtime: --				
Warnings:			Referees:			Warnings:		
Yellow Card:	3		KAPOSVARI		(HUN)	Yellow Card:	0	
Red Card:	2		Assistant:			Red Card:	0	
Black Card:	0					Black Card:	0	

Legend:

D Defeat G Green V Victory

Match Results

Resultados del Partido / Resultados da partida

MATCH	7	PISTE	Y
-------	---	-------	---

BRA - Brasil			31 D	Final	45 V	VEN - Venezuela		
Fencer	Touches	Score	vs	Score	Touches	Fencer		
ROCHEL Tais	1	1	--	5	5	FUENMAYOR Jhohanna		
ROTHFELD Silvia	3	4	--	10	5	GONZALEZ Mariana		
HERKLOTZ Maria	3	7	--	15	5	SUAREZ Yulitza		
ROTHFELD Silvia	1	8	--	20	5	FUENMAYOR Jhohanna		
ROCHEL Tais	8	16	--	25	5	SUAREZ Yulitza		
HERKLOTZ Maria	2	18	--	30	5	GONZALEZ Mariana		
ROTHFELD Silvia	9	27	--	35	5	SUAREZ Yulitza		
HERKLOTZ Maria	2	29	--	40	5	FUENMAYOR Jhohanna		
ROCHEL Tais	2	31	--	45	5	GONZALEZ Mariana		
ROCHEL Tais			--			GONZALEZ Mariana		
Total Match Time: 15:15				Overtime: --				
Warnings:			Referees:			Warnings:		
Yellow Card:	0		SIESTO M	(ITA)		Yellow Card:	0	
Red Card:	0		Assistant:			Red Card:	0	
Black Card:	0					Black Card:	0	

Legend:

D Defeat V Victory Y Yellow

Match Results

Resultados del Partido / Resultados da partida

MATCH	6	PISTE	B
-------	---	-------	---

BOL - Bolivia			15 D	Final	45 V	PUR - Puerto Rico			
Fencer	Touches	Score	vs	Score	Touches	Fencer			
CASTILLO URIONA Cecilia	2	2	--	4	4	ACOSTA GONZALEZ Zacha			
ROSADO PARDO Sandra	2	4	--	10	6	BAS SANCHEZ Kristal			
CHRISTIE ACHA Ericka	1	5	--	15	5	PARRILLA FLORES Luisa			
CASTILLO URIONA Cecilia	2	7	--	20	5	BAS SANCHEZ Kristal			
CHRISTIE ACHA Ericka	2	9	--	25	5	ACOSTA GONZALEZ Zacha			
ROSADO PARDO Sandra	0	9	--	30	5	PARRILLA FLORES Luisa			
CHRISTIE ACHA Ericka	3	12	--	35	5	BAS SANCHEZ Kristal			
CASTILLO URIONA Cecilia	2	14	--	40	5	PARRILLA FLORES Luisa			
ROSADO PARDO Sandra	1	15	--	45	5	ACOSTA GONZALEZ Zacha			
ROSADO PARDO Sandra			--			ACOSTA GONZALEZ Zacha			
Total Match Time: 14:48				Overtime: --					
Warnings:			Referees:			Warnings:			
Yellow Card: 2			VOGEL B	(GER)		Yellow Card: 0			
Red Card: 0						Red Card: 0			
Black Card: 0			Assistant:				Black Card: 0		

Legend:

B Blue D Defeat S Substitute V Victory

Match Results

Resultados del Partido / Resultados da partida

MATCH	8	PISTE	R
-------	---	-------	---

ARG - Argentina			45 V	Final	40 D	MEX - Mexico		
Fencer	Touches	Score	vs	Score	Touches	Fencer		
MORMANDI Flavia	5	5	--	3	3	MICHEL Nataly		
CARBONE Alejandra Andrea	5	10	--	4	1	AGUIRRE MARTINEZ Andrea		
GONZALEZ Maria Jimena	5	15	--	11	7	FERRER Jessica		
MORMANDI Flavia	3	18	--	17	6	AGUIRRE MARTINEZ Andrea		
GONZALEZ Maria Jimena	4	22	--	25	8	MICHEL Nataly		
CARBONE Alejandra Andrea	7	29	--	25	0	FERRER Jessica		
GONZALEZ Maria Jimena	4	33	--	32	7	AGUIRRE MARTINEZ Andrea		
MORMANDI Flavia	7	40	--	34	2	FERRER Jessica		
CARBONE Alejandra Andrea	5	45	--	40	6	MICHEL Nataly		
CARBONE Alejandra Andrea			--			MICHEL Nataly		
Total Match Time: 24:16				Overtime: --				
Warnings:			Referees:			Warnings:		
Yellow Card: 3			FINARDI (BRA)			Yellow Card: 0		
Red Card: 0			Assistant:			Red Card: 0		
Black Card: 0						Black Card: 0		

Legend:

D Defeat R Red V Victory

Match Results

Resultados del Partido / Resultados da partida

MATCH	1	PISTE	G
-------	---	-------	---

CAN - Canada			45 V	Final	24 D	BOL - Bolivia				
Fencer	Touches	Score	vs	Score	Touches	Fencer				
DAOUST Élise	5	5	--	3	3	ROSADO PARDO Sandra				
KWAN Monica	5	10	--	7	4	CHRISTIE ACHA Ericka				
BOUCHARD Louise-Hélène	5	15	--	8	1	CASTILLO URIONA Cecilia				
DAOUST Élise	5	20	--	10	2	CHRISTIE ACHA Ericka				
BOUCHARD Louise-Hélène	5	25	--	12	2	ROSADO PARDO Sandra				
KWAN Monica	5	30	--	15	3	CASTILLO URIONA Cecilia				
BOUCHARD Louise-Hélène	5	35	--	15	0	CHRISTIE ACHA Ericka				
DAOUST Élise	5	40	--	23	8	CASTILLO URIONA Cecilia				
KWAN Monica	5	45	--	24	1	ROSADO PARDO Sandra				
KWAN Monica			--			ROSADO PARDO Sandra				
Total Match Time: 19:12				Overtime: --						
Warnings:		Referees:			Warnings:					
Yellow Card:	2	FINARDI		(BRA)	Yellow Card:	0				
Red Card:	0	LIENDO J		(VEN)	Red Card:	0				
Black Card:	0	Assistant:					Black Card:	0		

Legend:

D Defeat G Green V Victory

Match Results

Resultados del Partido / Resultados da partida

MATCH	2	PISTE	Y
-------	---	-------	---

PUR - Puerto Rico			25 D	Final	45 V	CUB - Cuba		
Fencer	Touches	Score	vs	Score	Touches	Fencer		
ACOSTA GONZALEZ Zacha	0	0	--	5	5	COMPAÑI Misleydis		
PARRILLA FLORES Luisa	2	2	--	9	4	HECHAVARRIA Annis		
BAS SANCHEZ Kristal	4	6	--	15	6	RIVOT Adriagne		
ACOSTA GONZALEZ Zacha	6	12	--	18	3	HECHAVARRIA Annis		
BAS SANCHEZ Kristal	1	13	--	23	5	COMPAÑI Misleydis		
PARRILLA FLORES Luisa	4	17	--	30	7	RIVOT Adriagne		
BAS SANCHEZ Kristal	3	20	--	35	5	HECHAVARRIA Annis		
ACOSTA GONZALEZ Zacha	5	25	--	40	5	RIVOT Adriagne		
PARRILLA FLORES Luisa	0	25	--	45	5	COMPAÑI Misleydis		
PARRILLA FLORES Luisa			--			COMPAÑI Misleydis		
Total Match Time: 22:27				Overtime: --				
Warnings:			Referees:			Warnings:		
Yellow Card: 3			SIESTO M	(ITA)	Yellow Card: 0			
Red Card: 1			TURIACE S	(ARG)	Red Card: 0			
Black Card: 0			Assistant:		Black Card: 0			

Legend:

D Defeat V Victory Y Yellow

Match Results

Resultados del Partido / Resultados da partida

MATCH	3	PISTE	B
-------	---	-------	---

ARG - Argentina			42 D	Final	45 V	BRA - Brasil				
Fencer	Touches	Score	vs	Score	Touches	Fencer				
CARBONE Alejandra Andrea	5	5	--	2	2	ROCHEL Tais				
GONZALEZ Maria Jimena	5	10	--	4	2	HERKLOTZ Maria				
MORMANDI Flavia	5	15	--	10	6	ROTHFELD Silvia				
GONZALEZ Maria Jimena	3	18	--	20	10	ROCHEL Tais				
CARBONE Alejandra Andrea	7	25	--	24	4	ROTHFELD Silvia				
MORMANDI Flavia	3	28	--	28	4	HERKLOTZ Maria				
GONZALEZ Maria Jimena	1	29	--	35	7	ROTHFELD Silvia				
MORMANDI Flavia	2	31	--	40	5	ROCHEL Tais				
CARBONE Alejandra Andrea	11	42	--	45	5	HERKLOTZ Maria				
CARBONE Alejandra Andrea			--			HERKLOTZ Maria				
Total Match Time: 20:49				Overtime: --						
Warnings:			Referees:			Warnings:				
Yellow Card: 3			KAPOSVARI	(HUN)			Yellow Card: 0			
Red Card: 0			TANDRON	(CUB)			Red Card: 0			
Black Card: 0			Assistant:					Black Card: 0		

Legend:

B Blue D Defeat V Victory

Match Results

Resultados del Partido / Resultados da partida

MATCH	4	PISTE	R
-------	---	-------	---

MEX - Mexico			27 D	Final	45 V	VEN - Venezuela		
Fencer	Touches	Score	vs	Score	Touches	Fencer		
MICHEL Nataly	1	1	--	2	2	FUENMAYOR Jhohanna		
AGUIRRE MARTINEZ Andrea	1	2	--	4	2	GONZALEZ Mariana		
FERRER Jessica	6	8	--	11	7	SUAREZ Yulitza		
AGUIRRE MARTINEZ Andrea	3	11	--	12	1	FUENMAYOR Jhohanna		
MICHEL Nataly	2	13	--	20	8	SUAREZ Yulitza		
FERRER Jessica	4	17	--	27	7	GONZALEZ Mariana		
AGUIRRE MARTINEZ Andrea	4	21	--	33	6	SUAREZ Yulitza		
FERRER Jessica	2	23	--	40	7	FUENMAYOR Jhohanna		
MICHEL Nataly	4	27	--	45	5	GONZALEZ Mariana		
MICHEL Nataly			--			GONZALEZ Mariana		
Total Match Time: 23:07				Overtime: --				
Warnings:			Referees:			Warnings:		
Yellow Card:	3		MARTIN F	(USA)	Yellow Card:	0		
Red Card:	0		VOGEL B	(GER)	Red Card:	0		
Black Card:	0		Assistant:		Black Card:	0		

Legend:

D Defeat R Red V Victory

Tournament Seeding Team

Cabeza de serie del Torneo Equipos / Cabeças de Chave do Torneio Equipes

As of 21 JUL 2007

Olympic Seed	FIE Ranking (13 JUL 2007)	NOC	Name
1	1	United States	BARATTA Emma GRENCH Eileen JEMAL Alexis THOMPSON Hanna
2	2	Canada	CLOUTIER Julie KWAN Monica OVTCHINNIKOVA Olga SASSINE Sandra
3	3	Cuba	COMPAÑI Misleidis FAEZ Ana GONZALEZ Maily MORALES Jennifer
4	4	Argentina	ATTAR COHEN Adriana BERNINSONE Estefania CARBONE Alejandra Andrea PEREZ MAURICE Maria Belen
5	5	Venezuela	BENITEZ Alejandra GUTIERREZ Jerimar NIEVES Yenni SUAREZ Yulitza
6	6	Mexico	BACELIS RIVERO Angela Patricia LARIOS Angelica MARTINEZ-ELIZALDE Giselle MICHEL Nataly
7	7	Puerto Rico	MERCADO MENDEZ Melanie ORTIZ ROSARIO Victoria PARRILLA FLORES Luisa PEREZ JUAN Priscilla

Note:
All changes are available in INFO

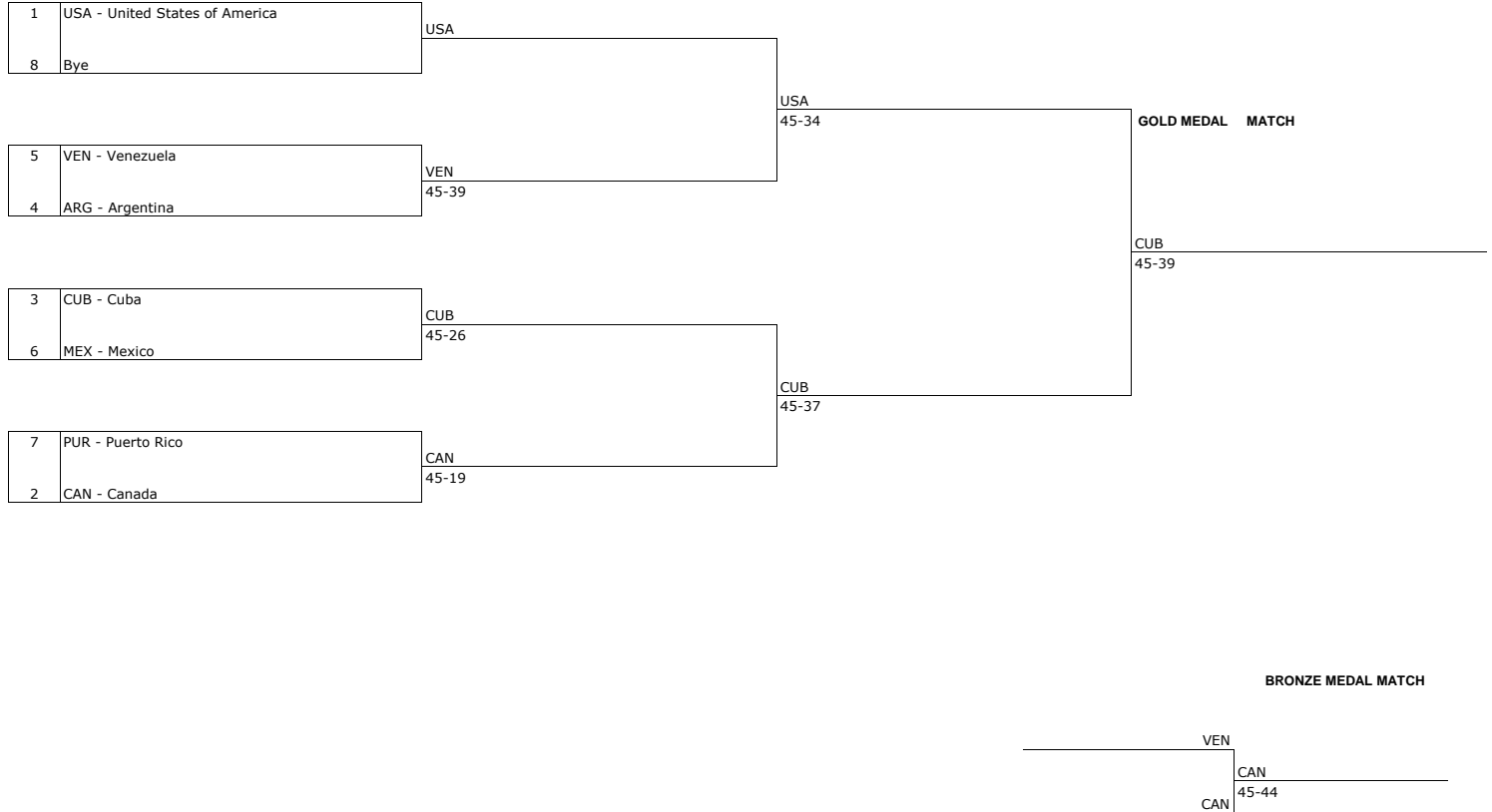
Legend:
N Team has no FIE Rank S Substitute

Results Bracket - Team

Resultados de la Serie - Equipo / Resultados - Chave Equipe


SAT 21 JUL 2007

D#	Quarterfinals	Semifinals	Final
----	---------------	------------	-------



Classification 5-8

Placement 5-6



Legend:

D# Draw number



Riocentro Pavilhão 3A
Riocentro Pavilhão 3A
Riocentro Pavilhão 3A

Fencing
Esgrima / Esgrima

Women's Team Sabre
Equipos Sable Mujeres / Equipe Sabre Mujeres

Final Standings

Posiciones Finales / Posições Finais

As of 21 JUL 2007

Rank	NOC	Medal
1	CUB - Cuba	Gold
2	USA - United States	Silver
3	CAN - Canada	Bronze
4	VEN - Venezuela	
-----	-----	-----
5	ARG - Argentina	
6	MEX - Mexico	
7	PUR - Puerto Rico	

Match Results

Resultados del Partido / Resultados da partida

MATCH	12	PISTE	A
-------	----	-------	---

USA - United States of America			39 D	Final	45 V	CUB - Cuba		
Fencer	Touches	Score	vs	Score	Touches	Fencer		
JEMAL Alexis	5	5	--	4	4	FAEZ Ana		
BARATTA Emma	2	7	--	10	6	MORALES Jennifer		
GRENCH Eileen	5	12	--	15	5	GONZALEZ Mailyn		
JEMAL Alexis	5	17	--	20	5	MORALES Jennifer		
GRENCH Eileen	7	24	--	25	5	FAEZ Ana		
BARATTA Emma	4	28	--	30	5	GONZALEZ Mailyn		
GRENCH Eileen	5	33	--	35	5	MORALES Jennifer		
JEMAL Alexis	1	34	--	40	5	GONZALEZ Mailyn		
BARATTA Emma	5	39	--	45	5	FAEZ Ana		
BARATTA Emma			--			FAEZ Ana		
Total Match Time: 4:37				Overtime: --				
Warnings:			Referees:			Warnings:		
Yellow Card:	0		GABY B	(FRA)		Yellow Card:	0	
Red Card:	0		SIESTO M	(ITA)		Red Card:	0	
Black Card:	0		Assistant:			Black Card:	0	

Legend:

A Final D Defeat V Victory

Match Results

Resultados del Partido / Resultados da partida

MATCH	11	PISTE	B
-------	----	-------	---

VEN - Venezuela			44 D	Final	45 V	CAN - Canada				
Fencer	Touches	Score	vs	Score	Touches	Fencer				
BENITEZ Alejandra	5	5	--	3	3	OVTCHINNIKOVA Olga				
GUTIERREZ Jerimar	4	9	--	10	7	SASSINE Sandra				
NIEVES Yenni	1	10	--	15	5	CLOUTIER Julie				
GUTIERREZ Jerimar	5	15	--	20	5	OVTCHINNIKOVA Olga				
BENITEZ Alejandra	10	25	--	23	3	CLOUTIER Julie				
NIEVES Yenni	5	30	--	28	5	SASSINE Sandra				
GUTIERREZ Jerimar	5	35	--	30	2	CLOUTIER Julie				
NIEVES Yenni	1	36	--	40	10	OVTCHINNIKOVA Olga				
BENITEZ Alejandra	8	44	--	45	5	SASSINE Sandra				
BENITEZ Alejandra			--			SASSINE Sandra				
Total Match Time: 3:52				Overtime: --						
Warnings:			Referees:			Warnings:				
Yellow Card: 1			KAPOSVARI	(HUN)			Yellow Card: 0			
Red Card: 0			SIESTO M	(ITA)			Red Card: 0			
Black Card: 0			Assistant:					Black Card: 0		

Legend:

B Blue D Defeat V Victory

Match Results

Resultados del Partido / Resultados da partida

MATCH	10	PISTE	G
-------	----	-------	---

ARG - Argentina			45 V	Final	33 D	MEX - Mexico		
Fencer	Touches	Score	vs	Score	Touches	Fencer		
BERNINSONE Estefania	4	4	--	5	5	MARTINEZ-ELIZALDE Giselle		
ATTAR COHEN Adriana	6	10	--	9	4	LARIOS Angelica		
PEREZ MAURICE Maria Belen	5	15	--	12	3	BACELIS RIVERO Angela Patricia		
ATTAR COHEN Adriana	5	20	--	18	6	MARTINEZ-ELIZALDE Giselle		
BERNINSONE Estefania	5	25	--	23	5	BACELIS RIVERO Angela Patricia		
PEREZ MAURICE Maria Belen	5	30	--	26	3	LARIOS Angelica		
ATTAR COHEN Adriana	5	35	--	29	3	BACELIS RIVERO Angela Patricia		
PEREZ MAURICE Maria Belen	5	40	--	32	3	MARTINEZ-ELIZALDE Giselle		
BERNINSONE Estefania	5	45	--	33	1	LARIOS Angelica		
BERNINSONE Estefania			--			LARIOS Angelica		
Total Match Time: 2:48				Overtime: --				
Warnings:			Referees:			Warnings:		
Yellow Card:	0		MARTIN F	(USA)	Yellow Card:	0		
Red Card:	0		TANDRON	(CUB)	Red Card:	0		
Black Card:	0		Assistant:		Black Card:	0		

Legend:

D Defeat G Green V Victory

Match Results

Resultados del Partido / Resultados da partida

MATCH	5	PISTE	G
-------	---	-------	---

USA - United States of America			45 V	Final	34 D	VEN - Venezuela		
Fencer	Touches	Score	vs	Score	Touches	Fencer		
JEMAL Alexis	1	1	--	5	5	BENITEZ Alejandra		
BARATTA Emma	2	3	--	10	5	GUTIERREZ Jerimar		
GRENCH Eileen	12	15	--	14	4	NIEVES Yenni		
JEMAL Alexis	5	20	--	15	1	GUTIERREZ Jerimar		
GRENCH Eileen	5	25	--	19	4	BENITEZ Alejandra		
BARATTA Emma	5	30	--	25	6	NIEVES Yenni		
GRENCH Eileen	5	35	--	30	5	GUTIERREZ Jerimar		
JEMAL Alexis	5	40	--	33	3	NIEVES Yenni		
BARATTA Emma	5	45	--	34	1	BENITEZ Alejandra		
BARATTA Emma			--			BENITEZ Alejandra		
Total Match Time: 3:23				Overtime: --				
Warnings:			Referees:			Warnings:		
Yellow Card:	0		SIESTO M	(ITA)		Yellow Card:	0	
Red Card:	0		TANDRON	(CUB)		Red Card:	0	
Black Card:	0		Assistant:			Black Card:	0	

Legend:

D Defeat G Green V Victory

Match Results

Resultados del Partido / Resultados da partida

MATCH	7	PISTE	Y
-------	---	-------	---

CUB - Cuba			45 V	Final	37 D	CAN - Canada		
Fencer	Touches	Score	vs	Score	Touches	Fencer		
FAEZ Ana	5	5	--	4	4	OVTCHINNIKOVA Olga		
MORALES Jennifer	5	10	--	6	2	SASSINE Sandra		
GONZALEZ Mailyn	5	15	--	11	5	CLOUTIER Julie		
MORALES Jennifer	5	20	--	17	6	OVTCHINNIKOVA Olga		
FAEZ Ana	5	25	--	19	2	CLOUTIER Julie		
GONZALEZ Mailyn	5	30	--	22	3	SASSINE Sandra		
MORALES Jennifer	5	35	--	30	8	CLOUTIER Julie		
GONZALEZ Mailyn	5	40	--	31	1	OVTCHINNIKOVA Olga		
FAEZ Ana	5	45	--	37	6	SASSINE Sandra		
FAEZ Ana			--			SASSINE Sandra		
Total Match Time: 3:11				Overtime: --				
Warnings:			Referees:			Warnings:		
Yellow Card:	0		GABY B	(FRA)		Yellow Card:	0	
Red Card:	0		KAPOSVARI	(HUN)		Red Card:	0	
Black Card:	0		Assistant:			Black Card:	0	

Legend:

D Defeat V Victory Y Yellow

Match Results

Resultados del Partido / Resultados da partida

MATCH	2	PISTE	Y
-------	---	-------	---

VEN - Venezuela			45 V	Final	39 D	ARG - Argentina		
Fencer	Touches	Score	vs	Score	Touches	Fencer		
BENITEZ Alejandra	4	4	--	5	5	BERNINSONE Estefania		
GUTIERREZ Jerimar	1	5	--	10	5	PEREZ MAURICE Maria Belen		
NIEVES Yenni	7	12	--	15	5	ATTAR COHEN Adriana		
GUTIERREZ Jerimar	4	16	--	20	5	BERNINSONE Estefania		
BENITEZ Alejandra	9	25	--	23	3	ATTAR COHEN Adriana		
NIEVES Yenni	3	28	--	30	7	PEREZ MAURICE Maria Belen		
GUTIERREZ Jerimar	7	35	--	32	2	ATTAR COHEN Adriana		
NIEVES Yenni	5	40	--	37	5	BERNINSONE Estefania		
BENITEZ Alejandra	5	45	--	39	2	PEREZ MAURICE Maria Belen		
BENITEZ Alejandra			--			PEREZ MAURICE Maria Belen		
Total Match Time: 4:33				Overtime: --				
Warnings:			Referees:			Warnings:		
Yellow Card:	1		GABY B	(FRA)		Yellow Card:	0	
Red Card:	0		SIESTO M	(ITA)		Red Card:	0	
Black Card:	0		Assistant:			Black Card:	0	

Legend:

D Defeat V Victory Y Yellow

Match Results

Resultados del Partido / Resultados da partida

MATCH	3	PISTE	B
-------	---	-------	---

CUB - Cuba			45 V	Final	26 D	MEX - Mexico		
Fencer	Touches	Score	vs	Score	Touches	Fencer		
FAEZ Ana	5	5	--	3	3	MARTINEZ-ELIZALDE Giselle		
MORALES Jennifer	5	10	--	5	2	LARIOS Angelica		
GONZALEZ Mailyn	5	15	--	6	1	BACELIS RIVERO Angela Patricia		
MORALES Jennifer	5	20	--	9	3	MARTINEZ-ELIZALDE Giselle		
FAEZ Ana	5	25	--	12	3	BACELIS RIVERO Angela Patricia		
GONZALEZ Mailyn	5	30	--	13	1	LARIOS Angelica		
MORALES Jennifer	5	35	--	14	1	BACELIS RIVERO Angela Patricia		
GONZALEZ Mailyn	5	40	--	17	3	MARTINEZ-ELIZALDE Giselle		
FAEZ Ana	5	45	--	26	9	LARIOS Angelica		
FAEZ Ana			--			LARIOS Angelica		
Total Match Time: 2:25				Overtime: --				
Warnings:			Referees:			Warnings:		
Yellow Card:	0		KAPOSVARI	(HUN)		Yellow Card:	0	
Red Card:	0		MARTIN F	(USA)		Red Card:	0	
Black Card:	0		Assistant:			Black Card:	0	

Legend:

B Blue D Defeat V Victory

Match Results

Resultados del Partido / Resultados da partida

MATCH	4	PISTE	R
-------	---	-------	---

PUR - Puerto Rico			19 D	Final	45 V	CAN - Canada		
Fencer	Touches	Score	vs	Score	Touches	Fencer		
MERCADO MENDEZ Melanie	4	4	--	5	5	OVTCHINNIKOVA Olga		
PEREZ JUAN Priscilla	0	4	--	10	5	SASSINE Sandra		
ORTIZ ROSARIO Victoria	1	5	--	15	5	CLOUTIER Julie		
PEREZ JUAN Priscilla	0	5	--	20	5	OVTCHINNIKOVA Olga		
MERCADO MENDEZ Melanie	11	16	--	25	5	CLOUTIER Julie		
ORTIZ ROSARIO Victoria	0	16	--	30	5	SASSINE Sandra		
PARRILLA FLORES Luisa (S)	1	17	--	35	5	CLOUTIER Julie		
ORTIZ ROSARIO Victoria	1	18	--	40	5	OVTCHINNIKOVA Olga		
MERCADO MENDEZ Melanie	1	19	--	45	5	SASSINE Sandra		
MERCADO MENDEZ Melanie			--			SASSINE Sandra		
Total Match Time: 3:41				Overtime: --				
Warnings:			Referees:			Warnings:		
Yellow Card: 0	Red Card: 0	Black Card: 0	RIOS J	(MEX)		Yellow Card: 0	Red Card: 0	Black Card: 0
			TANDRON	(CUB)				
			Assistant:					

Legend:

D Defeat R Red S Substitute V Victory

Tournament Seeding Individual

Cabeza de serie del Torneo Individual / Cabeças de Chave do Torneio Individual

As of 15 JUL 2007

Tournament Seed	FIE Ranking (13 JUL 2007)	Name	NOC
1	4	TIKHOMIROV Igor	CAN - Canada
2	6	FERNANDEZ Silvio	VEN - Venezuela
3	17	KELSEY Weston	USA - United States of America
4	25	LIMARDO Ruben	VEN - Venezuela
5	31	CARRILLO Andres	CUB - Cuba
6	33	MATTERN Cody	USA - United States of America
7	38	INOSTROZA Paris	CHI - Chile
8	39	MADRIGAL Guillermo	CUB - Cuba
9	70	SEGUIN Jean-Pierre Christian	CAN - Canada
10	119	SCHWANTES Athos	BRA - Brazil
11	133	BERNIER RIVERA Victor	PUR - Puerto Rico
12	137	GROUPIERRE Victor Cristian	ARG - Argentina
13	144	PEÑA GONZALEZ Jonathan	PUR - Puerto Rico
14	146	SUAREZ Javier	COL - Colombia
15	174	ALVAREZ Juan Jose	GUA - Guatemala
16	175	PENZO Sergio	CHI - Chile
17	198	MENDEZ Marcelo Javier	ARG - Argentina
18	368	RAMIREZ Gerson	ESA - El Salvador
19	495	HERNANDEZ Carlos	NCA - Nicaragua
20	499	LEDEZMA Rodrigo	BOL - Bolivia
21	N	LINSCHOTEN Fernando	BRA - Brazil
Total: 21			

Note:

All changes are available in INFO

Legend:

N Fencer has no FIE Rank

Results Bracket

Resultados de la Serie / Resultados - Chave

MON 16 JUL 2007

D#	Round of 32	Round of 16	Quarterfinals	Semifinals	Final
1 32	FERNANDEZ S Bye	VEN	FERNANDEZ S	FERNANDEZ S 15-7	GOLD MEDAL BOUT
17 16	LEDEZMA R MENDEZ MJ	BOL ARG	MENDEZ MJ 15-6	FERNANDEZ S 15-11	
9 24	TIKHOMIROV I Bye	CAN	TIKHOMIROV I	TIKHOMIROV I 15-13	
25 8	Bye PEÑA GONZALEZ J	PUR	PEÑA GONZALEZ J	LIMARDO R 15-14	
5 28	MATTERN C Bye	USA	MATTERN C	MATTERN C 15-11	
21 12	HERNANDEZ C SEGUIN JPC	NCA CAN	SEGUIN JPC 15-8	LIMARDO R 15-4	
13 20	BERNIER RIVERA ALVAREZ JJ	PUR GUA	BERNIER RIVERA 15-7	LIMARDO R 15-6	
29 4	Bye LIMARDO R	VEN	LIMARDO R	LIMARDO R 11-10	
3 30	INOSTROZA P Bye	CHI	INOSTROZA P	INOSTROZA P 15-5	
19 14	SUAREZ J GROUPIERRE VC	COL ARG	SUAREZ J 11-10	INOSTROZA P 15-10	
11 22	PENZO S Bye	CHI	PENZO S (DNF)	KELSEY W	
27 6	Bye KELSEY W	USA	KELSEY W	CARRILLO A 15-8	
7 26	MADRIGAL G Bye	CUB	MADRIGAL G	MADRIGAL G 11-10	
23 10	Bye SCHWANTES A	BRA	SCHWANTES A	CARRILLO A 15-12	
15 18	RAMIREZ G LINSCHOTEN F	ESA BRA	RAMIREZ G 15-13	CARRILLO A 15-9	
31 2	Bye CARRILLO A	CUB	CARRILLO A		

Legend:

D# Draw number DNF Did Not Finish

Final Standings

Posiciones Finales / Posições Finais

As of 16 JUL 2007

Rank	Name	NOC	Medal
1	LIMARDO Ruben	VEN - Venezuela	Gold
2	CARRILLO Andres	CUB - Cuba	Silver
3	FERNANDEZ Silvio	VEN - Venezuela	Bronze
3	INOSTROZA Paris	CHI - Chile	Bronze

5	MATTERN Cody	USA - United States	
6	KELSEY Weston	USA - United States	
7	MADRIGAL Guillermo	CUB - Cuba	
8	TIKHOMIROV Igor	CAN - Canada	

9	PEÑA GONZALEZ Jonathan	PUR - Puerto Rico	
10	SCHWANTES Athos	BRA - Brazil	
11	PENZO Sergio	CHI - Chile	
12	SEGUIN Jean-Pierre Christian	CAN - Canada	
13	BERNIER RIVERA Victor	PUR - Puerto Rico	
14	RAMIREZ Gerson	ESA - El Salvador	
15	MENDEZ Marcelo Javier	ARG - Argentina	
16	SUAREZ Javier	COL - Colombia	

17	GROUPIERRE Victor Cristian	ARG - Argentina	
18	LEDEZMA Rodrigo	BOL - Bolivia	
19	LINSCHOTEN Fernando	BRA - Brazil	
20	ALVAREZ Juan Jose	GUA - Guatemala	
21	HERNANDEZ Carlos	NCA - Nicaragua	

Bout Results

Resultados del combate / Resultados do Assalto

BOUT	83	PISTE	A
------	----	-------	---

Seed	Name	NOC Code	Score		Score	Seed	Name	NOC Code
4	LIMARDO R	VEN	11	-	10	5	CARRILLO A	CUB
			V		D			

Seed	Name	NOC Code	1st										2nd										3rd									
			1	2	3	4	5	6	7	8	9	10	1	2	3	4	5	6	7	8	9	10	1	2	3	4	5	6	7	8	9	10
4	LIMARDO Ruben	VEN	1	1	1	2	3	3	4	5	5	5	6	6	7	7	7	8	8	9	9	10	10									
5	CARRILLO Andres	CUB	0	1	2	2	2	3	3	3	4	5	5	6	6	7	8	8	9	9	10	10										

OT			
4	LIMARDO Ruben	VEN	11
5	CARRILLO Andres	CUB	10

Warnings and Penalties	Bout Time	Overtime	Warnings and Penalties
Yellow card: 0	9:00	0:26	Yellow card: 0
Red card: 0			Red card: 0
Black card: 0			Black card: 0
Referee: VOGEL B (GER)			

Legend:

1st	Result after first period	2nd	Result after second period	3rd	Result after third period	A	Final
D	Defeat	OT	Overtime	V	Victory		

Bout Results

Resultados del combate / Resultados do Assalto

BOUT	81	PISTE	A
------	----	-------	---

Seed	Name	NOC Code	Score		Score	Seed	Name	NOC Code
2	FERNANDEZ S	VEN	14	-	15	4	LIMARDO R	VEN
			D		V			

			1st										2nd									
2	FERNANDEZ Silvio	VEN	1	1	2	2	3	3	4	5	5	5	5	6	6	7	7	7	8	8	8	9
4	LIMARDO Ruben	VEN	0	1	1	2	2	3	3	3	4	5	6	6	7	7	8	9	9	10	11	11

			3rd									
2	FERNANDEZ Silvio	VEN	9	10	10	10	11	12	13	14	14	
4	LIMARDO Ruben	VEN	12	12	13	14	14	14	14	14	15	

Warnings and Penalties	Bout Time	Overtime	Warnings and Penalties
Yellow card: 1	8:57	--	Yellow card: 0
Red card: 0			Red card: 0
Black card: 0			Black card: 0
Referee: GABY B (FRA)			

Legend:

1st	Result after first period	2nd	Result after second period	3rd	Result after third period	A	Final
D	Defeat	V	Victory				

Bout Results

Resultados del combate / Resultados do Assalto

BOUT	82	PISTE	A
------	----	-------	---

Seed	Name	NOC Code	Score		Score	Seed	Name	NOC Code
7	INOSTROZA P	CHI	8	-	15	5	CARRILLO A	CUB
			D		V			

Seed	Name	NOC Code	1st										2nd									
			0	1	2	3	4	5	6	7	8	9	0	1	2	3	4	5	6	7	8	9
7	INOSTROZA Paris	CHI	0	0	1	1	1	2	2	3	3	4	4	4	5	5	6	6	7	7	7	8
5	CARRILLO Andres	CUB	1	2	2	3	4	4	5	5	6	6	7	8	8	9	9	10	10	11	12	12

Seed	Name	NOC Code	3rd		
			8	8	8
7	INOSTROZA Paris	CHI	8	8	8
5	CARRILLO Andres	CUB	13	14	15

Warnings and Penalties	Bout Time	Overtime	Warnings and Penalties
Yellow card: 0	8:19	--	Yellow card: 0
Red card: 0			Red card: 0
Black card: 0			Black card: 0
Referee: FINARDI (BRA)			

Legend:

1st	Result after first period	2nd	Result after second period	3rd	Result after third period	A	Final
D	Defeat	V	Victory				

Bout Results

Resultados del combate / Resultados do Assalto

BOUT	77	PISTE	G
------	----	-------	---

Seed	Name	NOC Code	Score		Score	Seed	Name	NOC Code
2	FERNANDEZ S	VEN	15	-	11	1	TIKHOMIROV I	CAN
			V		D			

1st

2	FERNANDEZ Silvio	VEN	0	1	1	2	2	3	4	5	5	6	7	7	8	9	10	10	11	11	12	12
1	TIKHOMIROV Igor	CAN	1	1	2	2	3	3	3	3	4	4	4	5	5	5	5	6	6	7	7	8

2nd

3rd

2	FERNANDEZ Silvio	VEN	12	12	13	14	14	15
1	TIKHOMIROV Igor	CAN	9	10	10	10	11	11

Warnings and Penalties	Bout Time	Overtime	Warnings and Penalties
Yellow card: 0	8:28	--	Yellow card: 0
Red card: 0			Red card: 0
Black card: 0			Black card: 0
Referee: FINARDI (BRA)			

Legend:

1st	Result after first period	2nd	Result after second period	3rd	Result after third period	D	Defeat
G	Green	V	Victory				

Bout Results

Resultados del combate / Resultados do Assalto

BOUT	78	PISTE	Y
------	----	-------	---

Seed	Name	NOC Code	Score		Score	Seed	Name	NOC Code
6	MATTERN C	USA	4	-	15	4	LIMARDO R	VEN
			D		V			

Seed	Name	NOC Code	1st										2nd								
			0	1	1	1	1	1	1	2	3	4	4	4	4	4	4	4	4	4	
6	MATTERN Cody	USA	0	1	1	1	1	1	1	2	3	4	4	4	4	4	4	4	4		
4	LIMARDO Ruben	VEN	1	1	2	3	4	5	6	6	6	6	7	8	9	10	11	12	13	14	15

Warnings and Penalties	Bout Time	Overtime	Warnings and Penalties
Yellow card: 0	4:49	--	Yellow card: 0
Red card: 0			Red card: 0
Black card: 0			Black card: 0
Referee: RIOS J (MEX)			

Legend:

1st	Result after first period	2nd	Result after second period	3rd	Result after third period	D	Defeat
V	Victory	Y	Yellow				

Bout Results

Resultados del combate / Resultados do Assalto

BOUT	79	PISTE	B
------	----	-------	---

Seed	Name	NOC Code	Score		Score	Seed	Name	NOC Code
7	INOSTROZA P	CHI	15	-	10	3	KELSEY W	USA
			V		D			

Seed	Name	NOC Code	1st		2nd		3rd		4th		5th		6th		7th		8th		9th		10th		11th		12th	
			1	2	1	2	1	2	1	2	1	2	1	2	1	2	1	2	1	2	1	2	1	2	1	2
7	INOSTROZA Paris	CHI	1	1	2	2	3	3	4	5	6	6	6	7	8	9	9	9	10	11	11	12				
3	KELSEY Weston	USA	0	1	1	2	2	3	3	3	3	4	5	5	5	5	6	7	7	7	8	8				

Seed	Name	NOC Code	3rd				
			12	13	14	14	15
7	INOSTROZA Paris	CHI	12	13	14	14	15
3	KELSEY Weston	USA	9	9	9	10	10

Warnings and Penalties	Bout Time	Overtime	Warnings and Penalties
Yellow card: 1	8:48	--	Yellow card: 0
Red card: 0			Red card: 0
Black card: 0			Black card: 0
Referee: LIENDO J (ESP)			

Legend:

1st	Result after first period	2nd	Result after second period	3rd	Result after third period	B	Blue
D	Defeat	V	Victory				

Bout Results

Resultados del combate / Resultados do Assalto

BOUT	80	PISTE	R
------	----	-------	---

Seed	Name	NOC Code	Score		Score	Seed	Name	NOC Code
8	MADRIGAL G	CUB	12	-	15	5	CARRILLO A	CUB
			D		V			

		1st																				
8	MADRIGAL Guillermo	CUB	1	1	2	3	3	4	4	4	5	6	6	6	6	6	7	8	8	8	8	9
5	CARRILLO Andres	CUB	0	1	1	1	2	2	3	4	4	4	5	6	7	8	8	8	9	10	11	11

		2nd						3rd		
8	MADRIGAL Guillermo	CUB	10	10	10	11	11	12	12	
5	CARRILLO Andres	CUB	11	12	13	13	14	14	15	

Warnings and Penalties	Bout Time	Overtime	Warnings and Penalties
Yellow card: 0	6:49	--	Yellow card: 0
Red card: 0			Red card: 0
Black card: 0			Black card: 0
Referee: TURIACE S (ARG)			

Legend:

1st	Result after first period	2nd	Result after second period	3rd	Result after third period	D	Defeat
R	Red	V	Victory				

Bout Results

Resultados del combate / Resultados do Assalto

BOUT	69	PISTE	G
------	----	-------	---

Seed	Name	NOC Code	Score		Score	Seed	Name	NOC Code
2	FERNANDEZ S	VEN	15	-	7	17	MENDEZ MJ	ARG
			V		D			

		1st																				
2	FERNANDEZ Silvio	VEN	1	2	2	3	3	4	5	5	6	7	8	9	10	10	10	11	12	12	13	14
17	MENDEZ Marcelo Javier	ARG	0	0	1	1	2	2	2	3	3	3	3	3	3	4	5	5	5	6	6	6

		2nd		
2	FERNANDEZ Silvio	VEN	15	15
17	MENDEZ Marcelo Javier	ARG	6	7

Warnings and Penalties	Bout Time	Overtime	Warnings and Penalties
Yellow card: 0	3:54	--	Yellow card: 0
Red card: 0			Red card: 0
Black card: 0			Black card: 0

Legend:

1st	Result after first period	2nd	Result after second period	3rd	Result after third period	D	Defeat
G	Green	V	Victory				

Bout Results

Resultados del combate / Resultados do Assalto

BOUT	73	PISTE	G
------	----	-------	---

Seed	Name	NOC Code	Score		Score	Seed	Name	NOC Code
1	TIKHOMIROV I	CAN	15	-	13	13	PEÑA GONZALEZ J	PUR
			V		D			

		1st																				
1	TIKHOMIROV Igor	CAN	0	1	1	2	2	2	3	3	3	4	4	5	6	7	8	8	8	9	9	10
13	PEÑA GONZALEZ Jonathan	PUR	1	1	2	2	3	4	4	5	6	6	7	7	7	7	7	8	9	9	10	10

		2nd									
1	TIKHOMIROV Igor	CAN	10	11	11	11	12	13	14	15	
13	PEÑA GONZALEZ Jonathan	PUR	11	11	12	13	13	13	13	13	

Warnings and Penalties	Bout Time	Overtime	Warnings and Penalties
Yellow card: 0	5:52	--	Yellow card: 0
Red card: 0			Red card: 0
Black card: 0			Black card: 0

Legend:						
1st	Result after first period	2nd	Result after second period	3rd	Result after third period	D
G	Green	V	Victory			Defeat

Bout Results

Resultados del combate / Resultados do Assalto

BOUT	70	PISTE	Y
------	----	-------	---

Seed	Name	NOC Code	Score		Score	Seed	Name	NOC Code
6	MATTERN C	USA	15	-	11	9	SEGUIN JPC	CAN
			V		D			

			1st										2nd									
6	MATTERN Cody	USA	1	1	2	3	4	5	5	6	6	6	7	7	8	8	9	9	10	10	10	11
9	SEGUIN Jean-Pierre Christian	CAN	0	1	1	1	1	1	2	2	3	4	4	5	5	6	6	7	7	8	9	9

			3rd					
6	MATTERN Cody	USA	11	11	12	13	14	15
9	SEGUIN Jean-Pierre Christian	CAN	10	11	11	11	11	11

Warnings and Penalties	Bout Time	Overtime	Warnings and Penalties
Yellow card: 1	7:07	--	Yellow card: 1
Red card: 0			Red card: 0
Black card: 0			Black card: 0

Legend:

1st	Result after first period	2nd	Result after second period	3rd	Result after third period	D	Defeat
V	Victory	Y	Yellow				

Bout Results

Resultados del combate / Resultados do Assalto

BOUT	74	PISTE	Y
------	----	-------	---

Seed	Name	NOC Code	Score		Score	Seed	Name	NOC Code
11	BERNIER RIVERA	PUR	6	-	15	4	LIMARDO R	VEN
			D		V			

		1st																				
11	BERNIER RIVERA Victor	PUR	1	1	2	2	3	3	3	4	4	5	5	5	5	5	5	6	6	6	6	6
4	LIMARDO Ruben	VEN	0	1	1	2	2	3	4	4	5	5	6	7	8	9	10	10	11	12	13	14

		2nd	
11	BERNIER RIVERA Victor	PUR	6
4	LIMARDO Ruben	VEN	15

Warnings and Penalties	Bout Time	Overtime	Warnings and Penalties
Yellow card: 0	4:07	--	Yellow card: 0
Red card: 0			Red card: 0
Black card: 0			Black card: 0

Legend:

1st	Result after first period	2nd	Result after second period	3rd	Result after third period	D	Defeat
V	Victory	Y	Yellow				

Bout Results

Resultados del combate / Resultados do Assalto

BOUT	71	PISTE	B
------	----	-------	---

Seed	Name	NOC Code	Score		Score	Seed	Name	NOC Code
7	INOSTROZA P	CHI	15	-	5	14	SUAREZ J	COL
			V		D			

Seed	Name	NOC	1st					2nd					3rd									
			1	2	2	2	3	4	5	6	7	8	9	9	10	10	11	12	13	14	14	15
7	INOSTROZA Paris	CHI	1	2	2	2	3	4	5	6	7	8	9	9	10	10	11	12	13	14	14	15
14	SUAREZ Javier	COL	0	0	1	2	2	2	2	2	2	2	2	3	3	4	4	4	4	4	5	5

Warnings and Penalties	Bout Time	Overtime	Warnings and Penalties
Yellow card: 0	8:13	--	Yellow card: 0
Red card: 0			Red card: 0
Black card: 0			Black card: 0

Legend:

1st	Result after first period	2nd	Result after second period	3rd	Result after third period	B	Blue
D	Defeat	V	Victory				

Bout Results

Resultados del combate / Resultados do Assalto

BOUT	75	PISTE	B
------	----	-------	---

Seed	Name	NOC Code	Score		Score	Seed	Name	NOC Code
16	PENZO S	CHI	4	-	10	3	KELSEY W	USA
		(DNF)	D		V			

Seed	Name	NOC	1st										2nd				
			0	1	2	3	4	5	6	7	8	9	10	0	1	2	3
16	PENZO Sergio	CHI	0	0	1	1	1	2	2	3	3	3	3	4	4	4	4
3	KELSEY Weston	USA	1	2	2	3	4	4	5	5	6	7	7	8	9	10	

Warnings and Penalties	Bout Time	Overtime	Warnings and Penalties
Yellow card: 0	2:03	--	Yellow card: 1
Red card: 0			Red card: 0
Black card: 0			Black card: 0

Legend:

1st	Result after first period	2nd	Result after second period	3rd	Result after third period	B	Blue
D	Defeat	DNF	Did Not Finish	V	Victory		

Bout Results

Resultados del combate / Resultados do Assalto

BOUT	72	PISTE	R
------	----	-------	---

Seed	Name	NOC Code	Score		Score	Seed	Name	NOC Code
8	MADRIGAL G	CUB	11	-	10	10	SCHWANTES A	BRA
			V		D			

Seed	Name	NOC Code	1st										2nd					3rd				
			0	1	1	2	2	3	3	4	4	5	5	6	7	7	8	8	9	9	10	10
8	MADRIGAL Guillermo	CUB	0	1	1	2	2	3	3	4	4	5	5	6	7	7	8	8	9	9	10	10
10	SCHWANTES Athos	BRA	1	1	2	2	3	3	4	4	5	5	6	6	6	7	7	8	8	9	10	10

OT			
8	MADRIGAL Guillermo	CUB	11
10	SCHWANTES Athos	BRA	10

Warnings and Penalties	Bout Time	Overtime	Warnings and Penalties
Yellow card: 0	9:00	0:34	Yellow card: 1
Red card: 0			Red card: 0
Black card: 0			Black card: 0

Legend:

1st	Result after first period	2nd	Result after second period	3rd	Result after third period	D	Defeat
OT	Overtime	R	Red	V	Victory		

Bout Results

Resultados del combate / Resultados do Assalto

BOUT	76	PISTE	R
------	----	-------	---

Seed	Name	NOC Code	Score		Score	Seed	Name	NOC Code
18	RAMIREZ G	ESA	9	-	15	5	CARRILLO A	CUB
			D		V			

		1st																				
18	RAMIREZ Gerson	ESA	0	0	1	2	2	2	2	3	3	3	4	4	4	5	5	5	5	6	6	6
5	CARRILLO Andres	CUB	1	2	2	2	3	4	5	5	6	7	7	8	9	9	10	11	12	12	13	14

		2nd				
18	RAMIREZ Gerson	ESA	7	8	9	9
5	CARRILLO Andres	CUB	14	14	14	15

Warnings and Penalties	Bout Time	Overtime	Warnings and Penalties
Yellow card: 0	4:12	--	Yellow card: 0
Red card: 0			Red card: 0
Black card: 0			Black card: 0

Legend:						
1st	Result after first period	2nd	Result after second period	3rd	Result after third period	D Defeat
R	Red	V	Victory			

Bout Results

Resultados del combate / Resultados do Assalto

BOUT	64	PISTE	G
------	----	-------	---

Seed	Name	NOC Code	Score		Score	Seed	Name	NOC Code
20	LEDEZMA R	BOL	6	-	15	17	MENDEZ MJ	ARG
			D		V			

		1st																				
20	LEDEZMA Rodrigo	BOL	0	0	1	1	2	2	2	3	4	4	5	5	5	5	5	5	5	5	6	
17	MENDEZ Marcelo Javier	ARG	1	2	2	3	3	4	5	5	5	6	6	7	8	9	10	11	12	13	14	14

		2nd	
20	LEDEZMA Rodrigo	BOL	6
17	MENDEZ Marcelo Javier	ARG	15

Warnings and Penalties	Bout Time	Overtime	Warnings and Penalties
Yellow card: 0	4:34	--	Yellow card: 0
Red card: 0			Red card: 0
Black card: 0			Black card: 0
Referee: FINARDI (BRA)			

Legend:

1st	Result after first period	2nd	Result after second period	3rd	Result after third period	D	Defeat
G	Green	V	Victory				

Bout Results

Resultados del combate / Resultados do Assalto

BOUT	65	PISTE	Y
------	----	-------	---

Seed	Name	NOC Code	Score		Score	Seed	Name	NOC Code
19	HERNANDEZ C	NCA	8	-	15	9	SEGUIN JPC	CAN
			D		V			

			1st										2nd									
19	HERNANDEZ Carlos	NCA	0	1	1	1	2	2	2	3	4	4	4	4	4	5	6	7	7	7	7	7
9	SEGUIN Jean-Pierre Christian	CAN	1	1	2	3	3	4	5	5	5	6	7	8	9	9	9	9	10	11	12	13

			3rd		
19	HERNANDEZ Carlos	NCA	8	8	8
9	SEGUIN Jean-Pierre Christian	CAN	13	14	15

Warnings and Penalties	Bout Time	Overtime	Warnings and Penalties
Yellow card: 1	7:05	--	Yellow card: 0
Red card: 0			Red card: 0
Black card: 0			Black card: 0
Referee: RIOS J (MEX)			

Legend:

1st	Result after first period	2nd	Result after second period	3rd	Result after third period	D	Defeat
V	Victory	Y	Yellow				

Bout Results

Resultados del combate / Resultados do Assalto

BOUT	68	PISTE	Y
------	----	-------	---

Seed	Name	NOC Code	Score		Score	Seed	Name	NOC Code
11	BERNIER RIVERA	PUR	15	-	7	15	ALVAREZ JJ	GUA
			V		D			

		1st																				
11	BERNIER RIVERA Victor	PUR	1	2	2	2	3	3	4	5	5	6	7	7	8	9	10	11	12	13	13	14
15	ALVAREZ Juan Jose	GUA	0	0	1	2	2	3	3	3	4	4	4	5	5	5	5	5	5	5	6	6

		2nd		3rd		
11	BERNIER RIVERA Victor	PUR	14	15		
15	ALVAREZ Juan Jose	GUA	7	7		

Warnings and Penalties	Bout Time	Overtime	Warnings and Penalties
Yellow card: 0	6:16	--	Yellow card: 0
Red card: 0			Red card: 0
Black card: 0			Black card: 0
Referee: TURIACE S (ARG)			

Legend:

1st	Result after first period	2nd	Result after second period	3rd	Result after third period	D	Defeat
V	Victory	Y	Yellow				

Bout Results

Resultados del combate / Resultados do Assalto

BOUT	66	PISTE	B
------	----	-------	---

Seed	Name	NOC Code	Score		Score	Seed	Name	NOC Code
14	SUAREZ J	COL	11	-	10	12	GROUPIERRE VC	ARG
			V		D			

			1st										2nd										3rd	
14	SUAREZ Javier	COL	1	1	1	2	3	3	4	4	5	5	6	6	6	7	7	8	8	9	9	10	10	
12	GROUPIERRE Victor Cristian	ARG	0	1	2	2	2	3	3	4	4	5	5	6	7	7	8	8	9	9	10	10		

OT			
14	SUAREZ Javier	COL	11
12	GROUPIERRE Victor Cristian	ARG	10

Warnings and Penalties	Bout Time	Overtime	Warnings and Penalties
Yellow card: 0	9:00	0:31	Yellow card: 0
Red card: 0			Red card: 0
Black card: 0			Black card: 0
Referee: LIENDO J (ESP)			

Legend:

1st	Result after first period	2nd	Result after second period	3rd	Result after third period	B	Blue
D	Defeat	OT	Overtime	V	Victory		

Bout Results

Resultados del combate / Resultados do Assalto

BOUT	67	PISTE	R
------	----	-------	---

Seed	Name	NOC Code	Score		Score	Seed	Name	NOC Code
18	RAMIREZ G	ESA	15	-	13	21	LINSCHOTEN F	BRA
			V		D			

		1st																				
18	RAMIREZ Gerson	ESA	1	2	2	3	4	4	5	5	6	6	6	7	8	8	9	9	10	10	10	10
21	LINSCHOTEN Fernando	BRA	0	0	1	1	1	2	2	3	3	4	5	5	5	6	6	7	7	8	9	10

		2nd										3rd											
18	RAMIREZ Gerson	ESA	11	12	12	12	12	13	14	15													
21	LINSCHOTEN Fernando	BRA	10	10	11	12	13	13	13	13													

Warnings and Penalties	Bout Time	Overtime	Warnings and Penalties
Yellow card: 0	7:48	--	Yellow card: 0
Red card: 0			Red card: 0
Black card: 0			Black card: 0
Referee: VOGEL B (GER)			

Legend:						
1st	Result after first period	2nd	Result after second period	3rd	Result after third period	D Defeat
R	Red	V	Victory			

Tournament Seeding Individual

Cabeza de serie del Torneo Individual / Cabeças de Chave do Torneio Individual

As of 13 JUL 2007

Tournament Seed	FIE Ranking (13 JUL 2007)	Name	NOC
1	16	McGUIRE Joshua	CAN - Canada
2	22	SOUZA João	BRA - Brazil
3	44	MORENO Patricio	CHI - Chile
4	45	HORANYI Andras	USA - United States of America
5	62	WOJCIK Marek	CAN - Canada
6	66	GONZALEZ VIAGGIO Alberto	ARG - Argentina
7	80	RODRIGUEZ Carlos	VEN - Venezuela
8	95	ALVEAR Felipe	CHI - Chile
9	101	ALVAREZ Yosniel	CUB - Cuba
10	102	PEÑA GONZALEZ Marcos	PUR - Puerto Rico
11	103	SAUCEDO Felipe	ARG - Argentina
12	107	CHUMACERO Edgar	MEX - Mexico
13	116	CLAIRET Dimitri	COL - Colombia
14	118	de la CONCHA Andres	MEX - Mexico
15	124	SHIMBO Heitor	BRA - Brazil
16	135	LUGO RIVERA Jonathan	PUR - Puerto Rico
17	140	CASTILLO David	CUB - Cuba
18	164	da SILVA Enrique	VEN - Venezuela
Total: 18			

Note:
 All changes are available in INFO

Legend:
 N Fencer has no FIE Rank

Results Bracket

Resultados de la Serie / Resultados - Chave

SAT 14 JUL 2007

D#	Round of 32	Round of 16	Quarterfinals	Semifinals	Final
1 32	de la CONCHA A Bye	MEX de la CONCHA A			
17 16	LUGO RIVERA J SOUZA J	PUR BRA	SOUZA J 15-8		
9 24	WOJCIK M Bye	CAN WOJCIK M			
25 8	Bye McGUIRE J	CAN McGUIRE J	WOJCIK M 12-11		
5 28	HORANYI A Bye	USA HORANYI A			
21 12	Bye CASTILLO D	CUB CASTILLO D	HORANYI A 15-8		
13 20	MORENO P Bye	CHI MORENO P			
29 4	Bye SHIMBO H	BRA SHIMBO H	SHIMBO H 15-3		
3 30	ALVEAR F Bye	CHI ALVEAR F			
19 14	Bye GONZALEZ VIAGG.	ARG GONZALEZ VIAGG.	ALVEAR F 11-10		
11 22	SAUCEDO F Bye	ARG SAUCEDO F			
27 6	Bye da SILVA E	VEN da SILVA E	SAUCEDO F 15-11		
7 26	RODRIGUEZ C Bye	VEN RODRIGUEZ C			
23 10	Bye ALVAREZ Y	CUB ALVAREZ Y	RODRIGUEZ C 15-12		
15 18	CLAIRET D PEÑA GONZALEZ M	COL PUR	PEÑA GONZALEZ M 15-12		
31 2	Bye CHUMACERO E	MEX CHUMACERO E	PEÑA GONZALEZ M 15-7		
				SOUZA J 15-8	
				WOJCIK M 12-11	
				HORANYI A 15-8	
				HORANYI A 13-10	
				ALVEAR F 15-9	
				RODRIGUEZ C 15-6	
				ALVEAR F 15-10	
				HORANYI A 15-9	
				HORANYI A 15-4	GOLD MEDAL BOUT

Legend:

D# Draw number

Final Standings

Posiciones Finales / Posições Finais

As of 14 JUL 2007

Rank	Name	NOC	Medal
1	HORANYI Andras	USA - United States	Gold
2	ALVEAR Felipe	CHI - Chile	Silver
3	RODRIGUEZ Carlos	VEN - Venezuela	Bronze
3	SOUZA João	BRA - Brazil	Bronze

5	SHIMBO Heitor	BRA - Brazil	
6	WOJCIK Marek	CAN - Canada	
7	SAUCEDO Felipe	ARG - Argentina	
8	PEÑA GONZALEZ Marcos	PUR - Puerto Rico	

9	CHUMACERO Edgar	MEX - Mexico	
9	de la CONCHA Andres	MEX - Mexico	
11	da SILVA Enrique	VEN - Venezuela	
12	McGUIRE Joshua	CAN - Canada	
13	ALVAREZ Yosniel	CUB - Cuba	
14	CASTILLO David	CUB - Cuba	
15	MORENO Patricio	CHI - Chile	
16	GONZALEZ VIAGGIO Alberto	ARG - Argentina	

17	CLAIRET Dimitri	COL - Colombia	
18	LUGO RIVERA Jonathan	PUR - Puerto Rico	

Bout Results

Resultados del combate / Resultados do Assalto

BOUT	62	PISTE	A
------	----	-------	---

Seed	Name	NOC Code	Score		Score	Seed	Name	NOC Code
4	HORANYI A	USA	15	-	4	8	ALVEAR F	CHI
			V		D			

Seed	Name	NOC Code	1st															2nd				
			0	1	2	3	4	4	5	6	7	8	8	9	10	11	11	12	13	14	15	
4	HORANYI Andras	USA	0	1	2	3	4	4	5	6	7	8	8	9	10	11	11	12	13	14	15	
8	ALVEAR Felipe	CHI	1	1	1	1	1	2	2	2	2	2	3	3	3	3	4	4	4	4	4	

Warnings and Penalties	Bout Time	Overtime	Warnings and Penalties
Yellow card: 0	4:58	--	Yellow card: 0
Red card: 0			Red card: 0
Black card: 0			Black card: 0
Referee: VOGEL B (GER)			

Legend:

1st	Result after first period	2nd	Result after second period	3rd	Result after third period	A	Final
D	Defeat	V	Victory				

Bout Results

Resultados del combate / Resultados do Assalto

BOUT	60	PISTE	A
------	----	-------	---

Seed	Name	NOC Code	Score		Score	Seed	Name	NOC Code
2	SOUZA J	BRA	9	-	15	4	HORANYI A	USA
			D		V			

1st

2	SOUZA João	BRA	1	2	2	3	3	3	3	3	3	3	4	5	5	6	6	6	6	6	6	6	6
4	HORANYI Andras	USA	0	0	1	1	2	3	4	5	6	6	6	6	7	7	8	9	10	11	12	13	14

2nd 3rd

2	SOUZA João	BRA	7	8	9	9
4	HORANYI Andras	USA	14	14	14	15

Warnings and Penalties	Bout Time	Overtime	Warnings and Penalties
Yellow card: 0	6:18	--	Yellow card: 1
Red card: 0			Red card: 0
Black card: 0			Black card: 0
Referee: KAPOSVARI (HUN)			

Legend:

1st	Result after first period	2nd	Result after second period	3rd	Result after third period	A	Final
D	Defeat	V	Victory				

Bout Results

Resultados del combate / Resultados do Assalto

BOUT	61	PISTE	A
------	----	-------	---

Seed	Name	NOC Code	Score		Score	Seed	Name	NOC Code
8	ALVEAR F	CHI	15	-	10	7	RODRIGUEZ C	VEN
			V		D			

		1st																				
8	ALVEAR Felipe	CHI	1	2	3	3	4	4	5	6	6	6	7	7	8	8	9	9	9	10	11	12
7	RODRIGUEZ Carlos	VEN	0	0	0	1	1	2	2	2	3	4	4	5	5	6	6	7	8	8	8	8

		2nd					
8	ALVEAR Felipe	CHI	13	13	13	14	15
7	RODRIGUEZ Carlos	VEN	8	9	10	10	10

Warnings and Penalties	Bout Time	Overtime	Warnings and Penalties
Yellow card: 1	5:36	--	Yellow card: 1
Red card: 0			Red card: 0
Black card: 0			Black card: 0
Referee: SIESTO M (ITA)			

Legend:

1st	Result after first period	2nd	Result after second period	3rd	Result after third period	A	Final
D	Defeat	V	Victory				

Bout Results

Resultados del combate / Resultados do Assalto

BOUT	56	PISTE	Y
------	----	-------	---

Seed	Name	NOC Code	Score		Score	Seed	Name	NOC Code
2	SOUZA J	BRA	15	-	8	5	WOJCIK M	CAN
			V		D			

Seed	Name	NOC Code	1st												2nd											
			1	2	3	4	4	5	5	6	7	8	8	8	8	9	9	9	10	11	11	12				
2	SOUZA João	BRA	1	2	3	4	4	5	5	6	7	8	8	8	8	9	9	9	10	11	11	12				
5	WOJCIK Marek	CAN	0	0	0	0	1	1	2	2	2	2	3	4	5	5	6	7	7	7	8	8				

Seed	Name	NOC Code	3rd		
			13	14	15
2	SOUZA João	BRA	13	14	15
5	WOJCIK Marek	CAN	8	8	8

Warnings and Penalties	Bout Time	Overtime	Warnings and Penalties
Yellow card: 0	7:36	--	Yellow card: 1
Red card: 0			Red card: 0
Black card: 0			Black card: 0
Referee: VOGEL B (GER)			

Legend:

1st	Result after first period	2nd	Result after second period	3rd	Result after third period	D	Defeat
V	Victory	Y	Yellow				

Bout Results

Resultados del combate / Resultados do Assalto

BOUT	57	PISTE	R
------	----	-------	---

Seed	Name	NOC Code	Score		Score	Seed	Name	NOC Code
4	HORANYI A	USA	13	-	10	15	SHIMBO H	BRA
			V		D			

Seed	Name	NOC Code	1st						2nd													
			1	2	3	4	5	6	7	8	9	10	11	12								
4	HORANYI Andras	USA	1	2	2	2	2	2	3	3	4	4	5	6	7	7	8	9	9	10	11	12
15	SHIMBO Heitor	BRA	0	0	1	2	3	4	4	5	5	6	6	6	6	7	7	7	8	8	8	8

Seed	Name	NOC Code	3rd		
			13	13	13
4	HORANYI Andras	USA	13	13	13
15	SHIMBO Heitor	BRA	8	9	10

Warnings and Penalties	Bout Time	Overtime	Warnings and Penalties
Yellow card: 1	7:13	--	Yellow card: 1
Red card: 0			Red card: 0
Black card: 0			Black card: 0
Referee: TURIACE S (ARG)			

Legend:

1st	Result after first period	2nd	Result after second period	3rd	Result after third period	D	Defeat
R	Red	V	Victory				

Bout Results

Resultados del combate / Resultados do Assalto

BOUT	58	PISTE	B
------	----	-------	---

Seed	Name	NOC Code	Score		Score	Seed	Name	NOC Code
8	ALVEAR F	CHI	15	-	9	11	SAUCEDO F	ARG
			V		D			

		1st																				
8	ALVEAR Felipe	CHI	1	1	2	2	3	3	4	5	5	5	5	6	7	7	7	8	9	10	10	11
11	SAUCEDO Felipe	ARG	0	1	1	2	2	3	3	3	4	5	6	6	6	7	8	8	8	8	9	9

		2nd				3rd				
8	ALVEAR Felipe	CHI	12	13	14	15				
11	SAUCEDO Felipe	ARG	9	9	9	9				

Warnings and Penalties	Bout Time	Overtime	Warnings and Penalties
Yellow card: 0	5:32	--	Yellow card: 0
Red card: 0			Red card: 0
Black card: 0			Black card: 0
Referee: KAPOSVARI (HUN)			

Legend:

1st	Result after first period	2nd	Result after second period	3rd	Result after third period	B	Blue
D	Defeat	V	Victory				

Bout Results

Resultados del combate / Resultados do Assalto

BOUT	59	PISTE	G
------	----	-------	---

Seed	Name	NOC Code	Score		Score	Seed	Name	NOC Code
7	RODRIGUEZ C	VEN	15	-	6	10	PEÑA GONZALEZ M	PUR
			V		D			

7	RODRIGUEZ Carlos	VEN	0	0	1	2	2	3	4	5	6	7	8	9	9	9	10	11	12	12	13	14
10	PEÑA GONZALEZ Marcos	PUR	1	2	2	2	3	3	3	3	3	3	3	3	4	5	5	5	5	6	6	6

1st			
7	RODRIGUEZ Carlos	VEN	15
10	PEÑA GONZALEZ Marcos	PUR	6

Warnings and Penalties	Bout Time	Overtime	Warnings and Penalties
Yellow card: 0	2:03	--	Yellow card: 0
Red card: 0			Red card: 0
Black card: 0			Black card: 0
Referee: SIESTO M (ITA)			

Legend:

1st	Result after first period	2nd	Result after second period	3rd	Result after third period	D	Defeat
G	Green	V	Victory				

Bout Results

Resultados del combate / Resultados do Assalto

BOUT	48	PISTE	Y
------	----	-------	---

Seed	Name	NOC Code	Score		Score	Seed	Name	NOC Code
14	de la CONCHA A	MEX	12	-	15	2	SOUZA J	BRA
			D		V			

		1st																					
14	de la CONCHA Andres	MEX	0	0	1	1	2	2	3	3	3	3	3	3	4	5	6	7	8	9	10	11	11
2	SOUZA João	BRA	1	2	2	3	3	4	4	5	6	7	8	8	8	8	8	8	8	8	8	8	9

		2nd									
14	de la CONCHA Andres	MEX	11	11	11	11	12	12	12		
2	SOUZA João	BRA	10	11	12	13	13	14	15		

Warnings and Penalties	Bout Time	Overtime	Warnings and Penalties
Yellow card: 0	4:05	--	Yellow card: 0
Red card: 0			Red card: 0
Black card: 0			Black card: 0
Referee: LIENDO J (ESP)			

Legend:

1st	Result after first period	2nd	Result after second period	3rd	Result after third period	D	Defeat
V	Victory	Y	Yellow				

Bout Results

Resultados del combate / Resultados do Assalto

BOUT	52	PISTE	Y
------	----	-------	---

Seed	Name	NOC Code	Score		Score	Seed	Name	NOC Code
5	WOJCIK M	CAN	12	-	11	1	McGUIRE J	CAN
			V		D			

				1st
5	WOJCIK Marek	CAN	0	
1	McGUIRE Joshua	CAN	1	

Warnings and Penalties	Bout Time	Overtime	Warnings and Penalties
Yellow card: 0	5:06	--	Yellow card: 0
Red card: 0			Red card: 0
Black card: 0			Black card: 0
Referee: TANDRON (CUB)			

Legend:

1st	Result after first period	2nd	Result after second period	3rd	Result after third period	D	Defeat
V	Victory	Y	Yellow				

Bout Results

Resultados del combate / Resultados do Assalto

BOUT	49	PISTE	R
------	----	-------	---

Seed	Name	NOC Code	Score		Score	Seed	Name	NOC Code
4	HORANYI A	USA	15	-	8	17	CASTILLO D	CUB
			V		D			

		1st																				
4	HORANYI Andras	USA	1	1	2	2	3	3	4	4	5	6	6	7	8	9	10	11	12	13	13	13
17	CASTILLO David	CUB	0	1	1	2	2	3	3	4	4	4	5	5	5	5	5	5	5	5	6	7

		2nd			
4	HORANYI Andras	USA	14	14	15
17	CASTILLO David	CUB	7	8	8

Warnings and Penalties	Bout Time	Overtime	Warnings and Penalties
Yellow card: 1	3:41	--	Yellow card: 1
Red card: 1			Red card: 1
Black card: 0			Black card: 0
Referee: VOGEL B (GER)			

Legend:						
1st	Result after first period	2nd	Result after second period	3rd	Result after third period	D Defeat
R	Red	V	Victory			

Bout Results

Resultados del combate / Resultados do Assalto

BOUT	53	PISTE	R
------	----	-------	---

Seed	Name	NOC Code	Score		Score	Seed	Name	NOC Code
3	MORENO P	CHI	3	-	15	15	SHIMBO H	BRA
			D		V			

Seed	Name	NOC Code	1st										2nd					3rd		
			1	2	3	4	5	6	7	8	9	10	11	12	13	14	15			
3	MORENO Patricio	CHI	1	1	1	1	2	2	2	2	3	3	3	3	3	3	3	3	3	3
15	SHIMBO Heitor	BRA	0	1	2	3	3	4	5	6	6	7	8	9	10	11	12	13	14	15

Warnings and Penalties	Bout Time	Overtime	Warnings and Penalties
Yellow card: 0	5:00	--	Yellow card: 1
Red card: 0			Red card: 0
Black card: 0			Black card: 0
Referee: TURIACE S (ARG)			

Legend:

1st	Result after first period	2nd	Result after second period	3rd	Result after third period	D	Defeat
R	Red	V	Victory				

Bout Results

Resultados del combate / Resultados do Assalto

BOUT	50	PISTE	B
------	----	-------	---

Seed	Name	NOC Code	Score		Score	Seed	Name	NOC Code
8	ALVEAR F	CHI	11	-	10	6	GONZALEZ VIAGG.	ARG
			V		D			

Seed	Name	NOC Code	1st					2nd					3rd									
			1	2	3	4	5	1	2	3	4	5	1	2	3	4	5					
8	ALVEAR Felipe	CHI	1	1	2	3	3	4	5	5	5	6	6	7	8	8	8	9	9	10	10	11
6	GONZALEZ VIAGGIO Alberto	ARG	0	1	1	1	2	2	2	3	4	4	5	5	5	6	7	7	8	8	9	9

		3rd	
8	ALVEAR Felipe	CHI	11
6	GONZALEZ VIAGGIO Alberto	ARG	10

Warnings and Penalties	Bout Time	Overtime	Warnings and Penalties
Yellow card: 1	7:04	--	Yellow card: 1
Red card: 0			Red card: 1
Black card: 0			Black card: 0
Referee: SIESTO M (ITA)			

Legend:

1st	Result after first period	2nd	Result after second period	3rd	Result after third period	B	Blue
D	Defeat	V	Victory				

Bout Results

Resultados del combate / Resultados do Assalto

BOUT	54	PISTE	B
------	----	-------	---

Seed	Name	NOC Code	Score		Score	Seed	Name	NOC Code
11	SAUCEDO F	ARG	15	-	11	18	da SILVA E	VEN
			V		D			

		1st																				
11	SAUCEDO Felipe	ARG	0	0	1	1	2	2	3	3	4	4	5	6	7	7	7	8	8	9	9	10
18	da SILVA Enrique	VEN	1	2	2	3	3	4	4	5	5	6	6	6	6	7	8	8	9	9	10	10

		2nd					3rd							
11	SAUCEDO Felipe	ARG	10	11	12	13	14	15						
18	da SILVA Enrique	VEN	11	11	11	11	11	11						

Warnings and Penalties	Bout Time	Overtime	Warnings and Penalties
Yellow card: 0	5:48	--	Yellow card: 0
Red card: 0			Red card: 0
Black card: 0			Black card: 0
Referee: MARTIN F (ESP)			

Legend:

1st	Result after first period	2nd	Result after second period	3rd	Result after third period	B	Blue
D	Defeat	V	Victory				

Bout Results

Resultados del combate / Resultados do Assalto

BOUT	51	PISTE	G
------	----	-------	---

Seed	Name	NOC Code	Score		Score	Seed	Name	NOC Code
7	RODRIGUEZ C	VEN	15	-	12	9	ALVAREZ Y	CUB
			V		D			

Seed	Name	NOC Code	1st										2nd										
			1	2	3	4	5	6	7	8	9	10	11	12	1	2	3	4	5	6	7	8	9
7	RODRIGUEZ Carlos	VEN	1	1	2	2	3	3	3	4	4	5	6	7	7	7	8	9	10	11	11	12	
9	ALVAREZ Yosniel	CUB	0	1	1	2	2	3	4	4	5	5	5	5	6	7	7	7	7	7	8	8	

Seed	Name	NOC Code	3rd																				
			1	2	3	4	5	6	7	8	9	10	11	12									
7	RODRIGUEZ Carlos	VEN	12	12	12	12	13	14	15														
9	ALVAREZ Yosniel	CUB	9	10	11	12	12	12	12														

Warnings and Penalties	Bout Time	Overtime	Warnings and Penalties
Yellow card: 1	4:45	--	Yellow card: 1
Red card: 2			Red card: 2
Black card: 0			Black card: 0
Referee: KAPOSVARI (HUN)			

Legend:

1st	Result after first period	2nd	Result after second period	3rd	Result after third period	D	Defeat
G	Green	V	Victory				

Bout Results

Resultados del combate / Resultados do Assalto

BOUT	55	PISTE	G
------	----	-------	---

Seed	Name	NOC Code	Score		Score	Seed	Name	NOC Code
10	PEÑA GONZALEZ M	PUR	15	-	7	12	CHUMACERO E	MEX
			V		D			

		1st																				
Seed	Name	NOC Code	1	2	2	2	3	4	5	5	5	6	6	7	8	9	10	10	11	12	13	14
10	PEÑA GONZALEZ Marcos	PUR	1	2	2	2	3	4	5	5	5	6	6	7	8	9	10	10	11	12	13	14
12	CHUMACERO Edgar	MEX	0	0	1	2	2	2	2	3	4	4	5	5	5	5	5	6	6	6	6	6

		2nd		
Seed	Name	NOC Code	14	15
10	PEÑA GONZALEZ Marcos	PUR	14	15
12	CHUMACERO Edgar	MEX	7	7

Warnings and Penalties	Bout Time	Overtime	Warnings and Penalties
Yellow card: 0	4:31	--	Yellow card: 1
Red card: 0			Red card: 0
Black card: 0			Black card: 0
Referee: FINARDI (BRA)			

Legend:

1st	Result after first period	2nd	Result after second period	3rd	Result after third period	D	Defeat
G	Green	V	Victory				

Bout Results

Resultados del combate / Resultados do Assalto

BOUT	46	PISTE	G
------	----	-------	---

Seed	Name	NOC Code	Score		Score	Seed	Name	NOC Code
16	LUGO RIVERA J	PUR	8	-	15	2	SOUZA J	BRA
			D		V			

Seed	Name	NOC	1st										2nd										
			0	1	1	2	2	2	2	2	2	2	3	3	3	4	5	5	5	6	6	7	
16	LUGO RIVERA Jonathan	PUR	0	1	1	2	2	2	2	2	2	2	2	3	3	3	4	5	5	5	6	6	7
2	SOUZA João	BRA	1	1	2	2	3	4	5	6	7	8	8	9	10	10	10	11	12	12	13	13	13

Seed	Name	NOC	3rd		
			7	8	8
16	LUGO RIVERA Jonathan	PUR	7	8	8
2	SOUZA João	BRA	14	14	15

Warnings and Penalties	Bout Time	Overtime	Warnings and Penalties
Yellow card: 1	5:18	--	Yellow card: 0
Red card: 1			Red card: 0
Black card: 0			Black card: 0
Referee: GABY B (FRA)			
Assistant: MARTIN F (ESP)			
Assistant: VOGEL B (GER)			

Legend:						
1st	Result after first period	2nd	Result after second period	3rd	Result after third period	D Defeat
V	Victory	Y	Yellow			

Bout Results

Resultados del combate / Resultados do Assalto

BOUT	47	PISTE	G
------	----	-------	---

Seed	Name	NOC Code	Score		Score	Seed	Name	NOC Code
13	CLAIRET D	COL	12	-	15	10	PEÑA GONZALEZ M	PUR
			D		V			

		1st																				
13	CLAIRET Dimitri	COL	1	2	2	2	2	3	4	5	5	6	7	7	8	9	9	9	9	9	9	9
10	PEÑA GONZALEZ Marcos	PUR	0	0	1	2	3	3	3	3	4	4	4	5	5	5	6	7	8	9	10	11

		2nd							3rd			
13	CLAIRET Dimitri	COL	9	10	10	11	12	12	12			
10	PEÑA GONZALEZ Marcos	PUR	12	12	13	13	13	14	15			

Warnings and Penalties	Bout Time	Overtime	Warnings and Penalties
Yellow card: 1	5:13	--	Yellow card: 1
Red card: 2			Red card: 1
Black card: 0			Black card: 0
Referee: SIESTO M (ITA)			
Assistant: RODRIGUES A (BRA)			
Assistant: ROMÃO E (BRA)			

Legend:

1st	Result after first period	2nd	Result after second period	3rd	Result after third period	D	Defeat
G	Green	V	Victory				

Tournament Seeding Individual

Cabeza de serie del Torneo Individual / Cabeças de Chave do Torneio Individual

As of 17 JUL 2007

Tournament Seed	FIE Ranking (13 JUL 2007)	Name	NOC
1	28	WILLIAMS James	USA - United States of America
2	36	BEAUDRY Philippe	CAN - Canada
3	38	BRAVO Carlos	VEN - Venezuela
4	39	AGRESTA Renzo	BRA - Brazil
5	58	MAYER Nicolas	CAN - Canada
6	64	IGOE Benjamin	USA - United States of America
7	69	NARANJO Yunio	CUB - Cuba
8	91	PADILLA Luis	MEX - Mexico
9	94	MERY Andres	CHI - Chile
10	106	DIAZ Daylor	CUB - Cuba
11	114	TOBAR Joaquin	ESA - El Salvador
12	115	VALENCIA Carlos Andres	COL - Colombia
13	131	RINCONES Eliecer	VEN - Venezuela
14	135	MARROQUIN Leonidas	ESA - El Salvador
15	144	CARDOSO Marcos	BRA - Brazil
16	146	CARABALLO COLON Jimmy	PUR - Puerto Rico
17	149	IZAGUIRRE SÁNCHEZ Marco	HON - Honduras
18	162	ACHTEN Alexander	ARG - Argentina
19	168	CORTES GARCIA Alberto	MEX - Mexico
20	251	BUSTAMANTE Ricardo	ARG - Argentina
21	420	PARADA Ricardo	BOL - Bolivia
Total: 21			

Note:
 All changes are available in INFO

Legend:
 N Fencer has no FIE Rank

Results Bracket

Resultados de la Serie / Resultados - Chave

WED 18 JUL 2007

D#	Round of 32	Round of 16	Quarterfinals	Semifinals	Final
1 32	DIAZ D Bye CUB	DIAZ D	DIAZ D 15-8	WILLIAMS J 15-8	GOLD MEDAL BOUT
17 16	MERY A VALENCIA CA CHI COL	VALENCIA CA 15-9	WILLIAMS J 15-11	WILLIAMS J 15-9	
9 24	RINCONES E Bye VEN	RINCONES E	WILLIAMS J 15-11	WILLIAMS J 15-9	BEAUDRY P 15-7
25 8	Bye WILLIAMS J USA	WILLIAMS J	ACHTEN A 15-7	WILLIAMS J 15-9	
5 28	ACHTEN A Bye ARG	ACHTEN A	ACHTEN A 15-7	MAYER N 15-14	BEAUDRY P 15-7
21 12	PARADA R TOBAR J BOL ESA	TOBAR J 15-8	MAYER N 15-5	BEAUDRY P 15-12	
13 20	CARABALLO COLON CORTES GARCIA A PUR MEX	CORTES GARCIA A 15-14	MAYER N 15-5	BEAUDRY P 15-11	BEAUDRY P 15-11
29 4	Bye MAYER N CAN	MAYER N	AGRESTA R 15-9	BEAUDRY P 15-11	
3 30	IGOE B Bye USA	IGOE B	IGOE B 15-12	AGRESTA R 15-14	BEAUDRY P 15-11
19 14	CARDOSO M NARANJO Y BRA CUB	NARANJO Y 15-10	AGRESTA R 15-9	BEAUDRY P 15-11	
11 22	BRAVO C Bye VEN	BRAVO C	AGRESTA R 15-9	BEAUDRY P 15-11	BEAUDRY P 15-11
27 6	Bye AGRESTA R BRA	AGRESTA R	MARROQUIN L 15-13	BEAUDRY P 15-11	
7 26	BUSTAMANTE R Bye ARG	BUSTAMANTE R	MARROQUIN L 15-13	BEAUDRY P 15-11	BEAUDRY P 15-11
23 10	Bye MARROQUIN L ESA	MARROQUIN L	PADILLA L 15-14	BEAUDRY P 15-11	
15 18	IZAGUIRRE SÁNC. PADILLA L HON MEX	PADILLA L 15-14	BEAUDRY P 15-14	BEAUDRY P 15-11	BEAUDRY P 15-11
31 2	Bye BEAUDRY P CAN	BEAUDRY P		BEAUDRY P 15-11	

Legend:

D# Draw number

Final Standings

Posiciones Finales / Posições Finais

As of 18 JUL 2007

Rank	Name	NOC	Medal
1	BEAUDRY Philippe	CAN - Canada	Gold
2	WILLIAMS James	USA - United States	Silver
3	MAYER Nicolas	CAN - Canada	Bronze
3	AGRESTA Renzo	BRA - Brazil	Bronze

5	DIAZ Daylor	CUB - Cuba	
6	IGOE Benjamin	USA - United States	
7	ACHTEN Alexander	ARG - Argentina	
8	MARROQUIN Leonidas	ESA - El Salvador	

9	BUSTAMANTE Ricardo	ARG - Argentina	
10	RINCONES Eliecer	VEN - Venezuela	
11	BRAVO Carlos	VEN - Venezuela	
12	TOBAR Joaquin	ESA - El Salvador	
13	NARANJO Yunio	CUB - Cuba	
14	VALENCIA Carlos Andres	COL - Colombia	
15	PADILLA Luis	MEX - Mexico	
16	CORTES GARCIA Alberto	MEX - Mexico	

17	CARABALLO COLON Jimmy	PUR - Puerto Rico	
18	IZAGUIRRE SÁNCHEZ Marco	HON - Honduras	
19	MERY Andres	CHI - Chile	
20	CARDOSO Marcos	BRA - Brazil	
21	PARADA Ricardo	BOL - Bolivia	

Bout Results

Resultados del combate / Resultados do Assalto

BOUT	83	PISTE	A
------	----	-------	---

Seed	Name	NOC Code	Score		Score	Seed	Name	NOC Code
1	WILLIAMS J	USA	7	-	15	2	BEAUDRY P	CAN
			D		V			

		1st																				
1	WILLIAMS James	USA	0	0	1	2	2	3	3	3	4	4	4	5	6	6	6	6	6	6	6	6
2	BEAUDRY Philippe	CAN	1	2	2	2	3	3	4	5	5	6	7	7	7	8	9	10	11	12	13	14

		2nd		
1	WILLIAMS James	USA	7	7
2	BEAUDRY Philippe	CAN	14	15

Warnings and Penalties	Bout Time	Overtime	Warnings and Penalties
Yellow card: 0	2:09	--	Yellow card: 0
Red card: 0			Red card: 0
Black card: 0			Black card: 0
Referee: SIESTO M (ITA)			

Legend:

1st	Result after first period	2nd	Result after second period	3rd	Result after third period	A	Final
D	Defeat	V	Victory				

Bout Results

Resultados del combate / Resultados do Assalto

BOUT	81	PISTE	A
------	----	-------	---

Seed	Name	NOC Code	Score		Score	Seed	Name	NOC Code
1	WILLIAMS J	USA	15	-	9	5	MAYER N	CAN
			V		D			

		1st																				
1	WILLIAMS James	USA	1	1	2	3	3	4	4	4	5	6	6	7	8	8	8	8	9	10	11	12
5	MAYER Nicolas	CAN	0	1	1	1	2	2	3	4	4	4	5	5	5	6	7	8	8	8	8	8

		2nd				
1	WILLIAMS James	USA	13	13	14	15
5	MAYER Nicolas	CAN	8	9	9	9

Warnings and Penalties	Bout Time	Overtime	Warnings and Penalties
Yellow card: 0	3:43	--	Yellow card: 0
Red card: 0			Red card: 0
Black card: 0			Black card: 0
Referee: SIESTO M (ITA)			

Legend:						
1st	Result after first period	2nd	Result after second period	3rd	Result after third period	A
D	Defeat	V	Victory			Final

Bout Results

Resultados del combate / Resultados do Assalto

BOUT	82	PISTE	A
------	----	-------	---

Seed	Name	NOC Code	Score		Score	Seed	Name	NOC Code
4	AGRESTA R	BRA	12	-	15	2	BEAUDRY P	CAN
			D		V			

		1st																				
4	AGRESTA Renzo	BRA	0	1	1	1	1	1	1	2	3	4	4	4	5	6	6	6	6	7	7	8
2	BEAUDRY Philippe	CAN	1	1	2	3	4	5	6	6	6	6	7	8	8	8	9	10	11	11	12	12

		2nd									
4	AGRESTA Renzo	BRA	9	10	11	11	11	12	12		
2	BEAUDRY Philippe	CAN	12	12	12	13	14	14	15		

Warnings and Penalties	Bout Time	Overtime	Warnings and Penalties
Yellow card: 0	2:05	--	Yellow card: 0
Red card: 0			Red card: 0
Black card: 0			Black card: 0
Referee: KAPOSVARI (HUN)			

Legend:

1st	Result after first period	2nd	Result after second period	3rd	Result after third period	A	Final
D	Defeat	V	Victory				

Bout Results

Resultados del combate / Resultados do Assalto

BOUT	77	PISTE	G
------	----	-------	---

Seed	Name	NOC Code	Score		Score	Seed	Name	NOC Code
10	DIAZ D	CUB	8	-	15	1	WILLIAMS J	USA
			D		V			

		1st																				
10	DIAZ Daylor	CUB	0	0	0	1	2	2	3	4	4	4	4	4	4	4	4	4	4	4	5	6
1	WILLIAMS James	USA	1	2	3	3	3	4	4	4	5	6	7	8	9	10	11	12	13	14	14	14

		2nd			
10	DIAZ Daylor	CUB	7	8	8
1	WILLIAMS James	USA	14	14	15

Warnings and Penalties	Bout Time	Overtime	Warnings and Penalties
Yellow card: 0	3:22	--	Yellow card: 0
Red card: 0			Red card: 0
Black card: 0			Black card: 0
Referee: KAPOSVARI (HUN)			

Legend:						
1st	Result after first period	2nd	Result after second period	3rd	Result after third period	D Defeat
G	Green	V	Victory			

Bout Results

Resultados del combate / Resultados do Assalto

BOUT	78	PISTE	Y
------	----	-------	---

Seed	Name	NOC Code	Score		Score	Seed	Name	NOC Code
18	ACHTEN A	ARG	14	-	15	5	MAYER N	CAN
			D		V			

		1st																				
18	ACHTEN Alexander	ARG	1	2	3	4	4	5	6	6	6	7	8	8	8	9	9	10	10	11	11	11
5	MAYER Nicolas	CAN	0	0	0	0	1	1	1	2	3	3	3	4	5	5	6	6	7	7	8	9

		2nd										
18	ACHTEN Alexander	ARG	11	11	11	11	11	12	13	14	14	
5	MAYER Nicolas	CAN	10	11	12	13	14	14	14	14	15	

Warnings and Penalties	Bout Time	Overtime	Warnings and Penalties
Yellow card: 0	4:14	--	Yellow card: 1
Red card: 0			Red card: 0
Black card: 0			Black card: 0
Referee: GABY B (FRA)			

Legend:

1st	Result after first period	2nd	Result after second period	3rd	Result after third period	D	Defeat
V	Victory	Y	Yellow				

Bout Results

Resultados del combate / Resultados do Assalto

BOUT	79	PISTE	B
------	----	-------	---

Seed	Name	NOC Code	Score		Score	Seed	Name	NOC Code
6	IGOE B	USA	14	-	15	4	AGRESTA R	BRA
			D		V			

		1st																				
6	IGOE Benjamin	USA	0	0	0	0	1	1	2	3	3	4	4	4	5	5	6	7	7	8	8	9
4	AGRESTA Renzo	BRA	1	2	3	4	4	5	5	5	6	6	7	8	8	9	9	9	10	10	11	11

		2nd										
6	IGOE Benjamin	USA	9	10	11	12	12	13	13	14	14	
4	AGRESTA Renzo	BRA	12	12	12	12	13	13	14	14	15	

Warnings and Penalties	Bout Time	Overtime	Warnings and Penalties
Yellow card: 0	3:39	--	Yellow card: 0
Red card: 0			Red card: 0
Black card: 0			Black card: 0
Referee: SIESTO M (ITA)			

Legend:						
1st	Result after first period	2nd	Result after second period	3rd	Result after third period	B Blue
D	Defeat	V	Victory			

Bout Results

Resultados del combate / Resultados do Assalto

BOUT	80	PISTE	R
------	----	-------	---

Seed	Name	NOC Code	Score		Score	Seed	Name	NOC Code
14	MARROQUIN L	ESA	11	-	15	2	BEAUDRY P	CAN
			D		V			

		1st																				
14	MARROQUIN Leonidas	ESA	0	1	1	2	3	4	4	4	4	5	5	5	6	6	7	7	7	8	8	9
2	BEAUDRY Philippe	CAN	1	1	2	2	2	2	3	4	5	5	6	7	7	8	8	9	10	10	11	11

		2nd						
14	MARROQUIN Leonidas	ESA	10	10	11	11	11	11
2	BEAUDRY Philippe	CAN	11	12	12	13	14	15

Warnings and Penalties	Bout Time	Overtime	Warnings and Penalties
Yellow card: 0	3:51	--	Yellow card: 1
Red card: 0			Red card: 0
Black card: 0			Black card: 0
Referee: RIOS J (MEX)			

Legend:

1st	Result after first period	2nd	Result after second period	3rd	Result after third period	D	Defeat
R	Red	V	Victory				

Bout Results

Resultados del combate / Resultados do Assalto

BOUT	69	PISTE	G
------	----	-------	---

Seed	Name	NOC Code	Score		Score	Seed	Name	NOC Code
10	DIAZ D	CUB	15	-	8	12	VALENCIA CA	COL
			V		D			

		1st																				
10	DIAZ Daylor	CUB	1	1	2	3	4	4	5	6	6	7	7	8	9	9	9	10	11	12	12	12
12	VALENCIA Carlos Andres	COL	0	1	1	1	1	2	2	2	3	3	4	4	4	5	6	6	6	6	7	8

		2nd			
10	DIAZ Daylor	CUB	13	14	15
12	VALENCIA Carlos Andres	COL	8	8	8

Warnings and Penalties	Bout Time	Overtime	Warnings and Penalties
Yellow card: 0	3:24	--	Yellow card: 0
Red card: 0			Red card: 0
Black card: 0			Black card: 0
Referee: SIESTO M (ITA)			

Legend:

1st	Result after first period	2nd	Result after second period	3rd	Result after third period	D	Defeat
G	Green	V	Victory				

Bout Results

Resultados del combate / Resultados do Assalto

BOUT	73	PISTE	G
------	----	-------	---

Seed	Name	NOC Code	Score		Score	Seed	Name	NOC Code
13	RINCONES E	VEN	11	-	15	1	WILLIAMS J	USA
			D		V			

		1st																				
13	RINCONES Eliecer	VEN	1	2	2	2	2	2	2	3	3	3	4	4	5	5	5	6	7	7	8	9
1	WILLIAMS James	USA	0	0	1	2	3	4	5	5	6	7	7	8	8	9	10	10	10	11	11	11

		2nd						
13	RINCONES Eliecer	VEN	10	11	11	11	11	11
1	WILLIAMS James	USA	11	11	12	13	14	15

Warnings and Penalties	Bout Time	Overtime	Warnings and Penalties
Yellow card: 0	3:32	--	Yellow card: 0
Red card: 0			Red card: 0
Black card: 0			Black card: 0
Referee: SIESTO M (ITA)			

Legend:

1st	Result after first period	2nd	Result after second period	3rd	Result after third period	D	Defeat
G	Green	V	Victory				

Bout Results

Resultados del combate / Resultados do Assalto

BOUT	70	PISTE	Y
------	----	-------	---

Seed	Name	NOC Code	Score		Score	Seed	Name	NOC Code
18	ACHTEN A	ARG	15	-	7	11	TOBAR J	ESA
			V		D			

		1st																				
18	ACHTEN Alexander	ARG	0	1	2	2	3	4	5	6	7	7	7	8	9	10	10	10	11	12	13	13
11	TOBAR Joaquin	ESA	1	1	1	2	2	2	2	2	2	3	4	4	4	4	5	6	6	6	6	7

		2nd		
18	ACHTEN Alexander	ARG	14	15
11	TOBAR Joaquin	ESA	7	7

Warnings and Penalties	Bout Time	Overtime	Warnings and Penalties
Yellow card: 0	3:23	--	Yellow card: 0
Red card: 0			Red card: 0
Black card: 0			Black card: 0
Referee: KAPOSVARI (HUN)			

Legend:

1st	Result after first period	2nd	Result after second period	3rd	Result after third period	D	Defeat
V	Victory	Y	Yellow				

Bout Results

Resultados del combate / Resultados do Assalto

BOUT	74	PISTE	Y
------	----	-------	---

Seed	Name	NOC Code	Score		Score	Seed	Name	NOC Code
19	CORTES GARCIA A	MEX	5	-	15	5	MAYER N	CAN
			D		V			

Seed	Name	NOC	1st										2nd									
			0	1	1	1	2	2	2	2	2	3	3	3	4	5	5	5	5	5	5	5
19	CORTES GARCIA Alberto	MEX	0	1	1	1	2	2	2	2	2	3	3	3	4	5	5	5	5	5	5	
5	MAYER Nicolas	CAN	1	1	2	3	3	4	5	6	7	7	8	9	9	9	10	11	12	13	14	15

Warnings and Penalties	Bout Time	Overtime	Warnings and Penalties
Yellow card: 0	3:27	--	Yellow card: 0
Red card: 0			Red card: 0
Black card: 0			Black card: 0
Referee: KAPOSVARI (HUN)			

Legend:

1st Result after first period 2nd Result after second period 3rd Result after third period D Defeat
V Victory Y Yellow

Bout Results

Resultados del combate / Resultados do Assalto

BOUT	71	PISTE	B
------	----	-------	---

Seed	Name	NOC Code	Score		Score	Seed	Name	NOC Code
6	IGOE B	USA	15	-	12	7	NARANJO Y	CUB
			V		D			

		1st																					
6	IGOE Benjamin	USA	1	1	2	3	4	5	6	7	7	7	8	9	9	9	9	10	11	12	12	12	
7	NARANJO Yunio	CUB	0	1	1	1	1	1	1	1	1	2	3	3	3	4	5	6	6	6	6	7	8

		2nd									
6	IGOE Benjamin	USA	13	14	14	14	14	14	15		
7	NARANJO Yunio	CUB	8	8	9	10	11	12	12		

Warnings and Penalties	Bout Time	Overtime	Warnings and Penalties
Yellow card: 0	3:40	--	Yellow card: 1
Red card: 0			Red card: 0
Black card: 0			Black card: 0
Referee: GABY B (FRA)			

Legend:

1st	Result after first period	2nd	Result after second period	3rd	Result after third period	B	Blue
D	Defeat	V	Victory				

Bout Results

Resultados del combate / Resultados do Assalto

BOUT	75	PISTE	B
------	----	-------	---

Seed	Name	NOC Code	Score		Score	Seed	Name	NOC Code
3	BRAVO C	VEN	9	-	15	4	AGRESTA R	BRA
			D		V			

		1st																						
3	BRAVO Carlos	VEN	1	1	1	2	2	2	2	2	2	2	2	2	2	3	3	4	4	4	5	6	7	8
4	AGRESTA Renzo	BRA	0	1	2	2	3	4	5	6	7	8	9	9	10	10	11	12	12	12	12	12	12	12

		2nd				
3	BRAVO Carlos	VEN	8	9	9	9
4	AGRESTA Renzo	BRA	13	13	14	15

Warnings and Penalties	Bout Time	Overtime	Warnings and Penalties
Yellow card: 0	3:34	--	Yellow card: 0
Red card: 0			Red card: 0
Black card: 0			Black card: 0
Referee: GABY B (FRA)			

Legend:

1st	Result after first period	2nd	Result after second period	3rd	Result after third period	B	Blue
D	Defeat	V	Victory				

Bout Results

Resultados del combate / Resultados do Assalto

BOUT	72	PISTE	R
------	----	-------	---

Seed	Name	NOC Code	Score		Score	Seed	Name	NOC Code
20	BUSTAMANTE R	ARG	13	-	15	14	MARROQUIN L	ESA
			D		V			

		1st																					
20	BUSTAMANTE Ricardo	ARG	1	2	3	4	5	6	6	6	6	6	6	7	7	7	8	9	9	9	10	10	11
14	MARROQUIN Leonidas	ESA	0	0	0	0	0	0	0	1	2	3	4	4	5	6	6	6	7	8	8	9	9

		2nd										
20	BUSTAMANTE Ricardo	ARG	11	11	11	11	12	13	13	13		
14	MARROQUIN Leonidas	ESA	10	11	12	13	13	13	14	15		

Warnings and Penalties	Bout Time	Overtime	Warnings and Penalties
Yellow card: 0	3:55	--	Yellow card: 0
Red card: 0			Red card: 0
Black card: 0			Black card: 0
Referee: RAMIREZ J (COL)			

Legend:						
1st	Result after first period	2nd	Result after second period	3rd	Result after third period	D Defeat
R	Red	V	Victory			

Bout Results

Resultados del combate / Resultados do Assalto

BOUT	76	PISTE	R
------	----	-------	---

Seed	Name	NOC Code	Score		Score	Seed	Name	NOC Code
8	PADILLA L	MEX	14	-	15	2	BEAUDRY P	CAN
			D		V			

		1st																				
8	PADILLA Luis	MEX	0	0	0	0	1	2	2	2	2	3	4	5	6	7	7	7	7	8	8	
2	BEAUDRY Philippe	CAN	1	2	3	4	4	4	5	6	7	7	7	7	7	7	8	9	10	11	11	12

		2nd									
8	PADILLA Luis	MEX	9	10	11	11	12	13	13	14	14
2	BEAUDRY Philippe	CAN	12	12	12	13	13	13	14	14	15

Warnings and Penalties	Bout Time	Overtime	Warnings and Penalties
Yellow card: 0	3:31	--	Yellow card: 0
Red card: 0			Red card: 0
Black card: 0			Black card: 0
Referee: RAMIREZ J (COL)			

Legend:						
1st	Result after first period	2nd	Result after second period	3rd	Result after third period	D Defeat
R	Red	V	Victory			

Bout Results

Resultados del combate / Resultados do Assalto

BOUT	64	PISTE	G
------	----	-------	---

Seed	Name	NOC Code	Score		Score	Seed	Name	NOC Code
9	MERY A	CHI	9	-	15	12	VALENCIA CA	COL
			D		V			

		1st																					
9	MERY Andres	CHI	1	2	2	3	3	4	4	4	4	4	4	4	5	5	5	5	6	7	8	8	8
12	VALENCIA Carlos Andres	COL	0	0	1	1	2	2	3	4	5	6	7	7	8	9	10	10	10	10	10	11	12

		2nd				
9	MERY Andres	CHI	8	8	9	9
12	VALENCIA Carlos Andres	COL	13	14	14	15

Warnings and Penalties	Bout Time	Overtime	Warnings and Penalties
Yellow card: 0	3:24	--	Yellow card: 0
Red card: 0			Red card: 0
Black card: 0			Black card: 0
Referee: PARILLA U (PUR)			

Legend:

1st	Result after first period	2nd	Result after second period	3rd	Result after third period	D	Defeat
G	Green	V	Victory				

Bout Results

Resultados del combate / Resultados do Assalto

BOUT	65	PISTE	Y
------	----	-------	---

Seed	Name	NOC Code	Score		Score	Seed	Name	NOC Code
21	PARADA R	BOL	8	-	15	11	TOBAR J	ESA
			D		V			

		1st																				
21	PARADA Ricardo	BOL	0	0	0	0	0	1	1	2	2	3	4	5	5	6	6	7	7	8	8	8
11	TOBAR Joaquin	ESA	1	2	3	4	5	5	6	6	7	7	7	7	8	8	9	9	10	10	11	12

		2nd			
21	PARADA Ricardo	BOL	8	8	8
11	TOBAR Joaquin	ESA	13	14	15

Warnings and Penalties	Bout Time	Overtime	Warnings and Penalties
Yellow card: 0	3:56	--	Yellow card: 1
Red card: 0			Red card: 1
Black card: 0			Black card: 0
Referee: TANDRON (CUB)			

Legend:

1st	Result after first period	2nd	Result after second period	3rd	Result after third period	D	Defeat
V	Victory	Y	Yellow				

Bout Results

Resultados del combate / Resultados do Assalto

BOUT	68	PISTE	Y
------	----	-------	---

Seed	Name	NOC Code	Score		Score	Seed	Name	NOC Code
16	CARABALLO COLON	PUR	14	-	15	19	CORTES GARCIA A	MEX
			D		V			

		1st																				
16	CARABALLO COLON Jimmy	PUR	0	1	2	3	4	4	4	5	6	6	6	7	8	8	8	8	8	9	10	11
19	CORTES GARCIA Alberto	MEX	1	1	1	1	1	2	3	3	3	4	5	5	5	6	7	8	9	9	9	9

		2nd										
16	CARABALLO COLON Jimmy	PUR	12	12	12	13	13	13	13	14	14	
19	CORTES GARCIA Alberto	MEX	9	10	11	11	12	13	14	14	15	

Warnings and Penalties	Bout Time	Overtime	Warnings and Penalties
Yellow card: 0	3:25	--	Yellow card: 1
Red card: 0			Red card: 0
Black card: 0			Black card: 0
Referee: RAMIREZ J (COL)			

Legend:						
1st	Result after first period	2nd	Result after second period	3rd	Result after third period	D Defeat
V	Victory	Y	Yellow			

Bout Results

Resultados del combate / Resultados do Assalto

BOUT	66	PISTE	B
-------------	-----------	--------------	----------

Seed	Name	NOC Code	Score		Score	Seed	Name	NOC Code
15	CARDOSO M	BRA	10	-	15	7	NARANJO Y	CUB
			D		V			

		1st																				
15	CARDOSO Marcos	BRA	0	1	1	2	2	2	2	3	3	3	3	4	4	5	5	6	6	7	7	8
7	NARANJO Yunio	CUB	1	1	2	2	3	4	5	5	6	7	8	8	9	9	10	10	11	11	12	12

		2nd					
15	CARDOSO Marcos	BRA	8	9	9	10	10
7	NARANJO Yunio	CUB	13	13	14	14	15

Warnings and Penalties	Bout Time	Overtime	Warnings and Penalties
Yellow card: 0	3:00	--	Yellow card: 0
Red card: 0			Red card: 0
Black card: 0			Black card: 0
Referee: SIESTO M (ITA)			

Legend:

1st	Result after first period	2nd	Result after second period	3rd	Result after third period	B	Blue
D	Defeat	V	Victory				

Bout Results

Resultados del combate / Resultados do Assalto

BOUT	67	PISTE	R
------	----	-------	---

Seed	Name	NOC Code	Score		Score	Seed	Name	NOC Code
17	IZAGUIRRE SÁNC.	HON	14	-	15	8	PADILLA L	MEX
			D		V			

		1st																					
17	IZAGUIRRE SÁNCHEZ Marco	HON	0	0	0	1	1	1	1	1	1	2	2	2	3	3	4	5	6	7	8	9	10
8	PADILLA Luis	MEX	1	2	3	3	4	5	6	7	7	8	9	9	10	10	10	10	10	10	10	10	10

		2nd													
17	IZAGUIRRE SÁNCHEZ Marco	HON	11	11	11	12	13	13	13	14	14				
8	PADILLA Luis	MEX	10	11	12	12	12	13	14	14	15				

Warnings and Penalties	Bout Time	Overtime	Warnings and Penalties
Yellow card: 0	3:39	--	Yellow card: 0
Red card: 0			Red card: 0
Black card: 0			Black card: 0
Referee: KAPOSVARI (HUN)			

Legend:						
1st	Result after first period	2nd	Result after second period	3rd	Result after third period	D Defeat
R	Red	V	Victory			

Tournament Seeding Team

Cabeza de serie del Torneo Equipos / Cabeças de Chave do Torneio Equipes

As of 19 JUL 2007

Tournament Seed	FIE Ranking (13 JUL 2007)	NOC	Name
1	1	Venezuela	FERNANDEZ Silvio LIMARDO Ruben MEJIAS Wolfgang
2	2	Cuba	BORIS Camilo CARRILLO Andres CASTILLO David MADRIGAL Guillermo
3	3	United States	HORANYI Andras KELSEY Weston MATTERN Cody UNGAR Benjamin
4	4	Chile	ALVEAR Felipe INOSTROZA Paris MORENO BRIONES Luis Samuel PENZO Sergio
5	5	Canada	BAJGORIC Tigran BOULOS Michel SEGUIN Jean-Pierre Christian TIKHOMIROV Igor
6	6	Puerto Rico	BERNIER RIVERA Victor PEÑA GONZALEZ Jonathan PEÑA GONZALEZ Marcos TORRES NIEVES Oscar
7	7	Brazil	LINSCHOTEN Fernando RUNNACLES Patricio SCHWANTES Athos SOUZA João
8	8	Argentina	DOMINGUEZ Jose Felix GONZALEZ VIAGGIO Alberto GROUPIERRE Victor Cristian MENDEZ Marcelo Javier

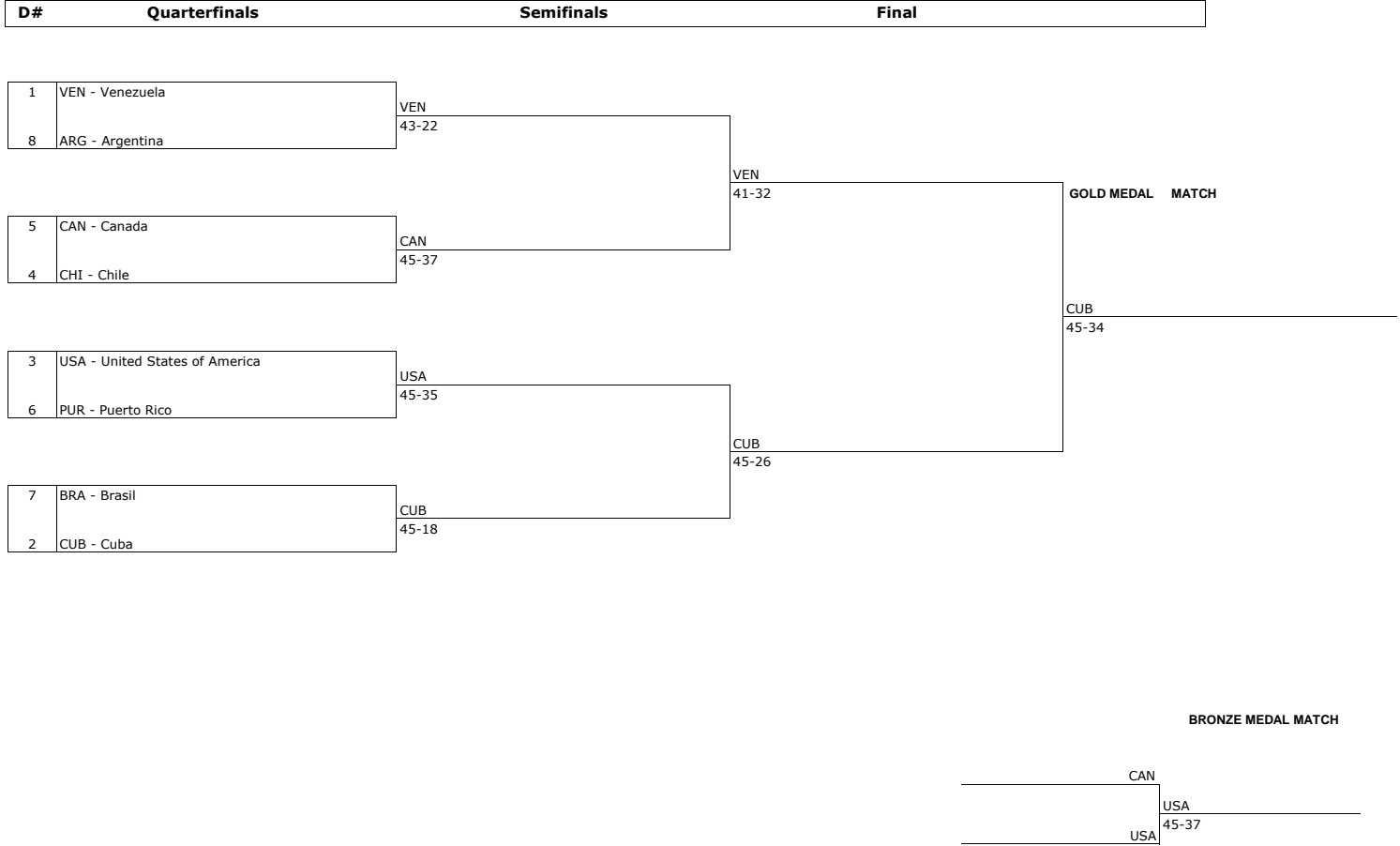
Note:
 All changes are available in INFO

Legend:
 N Team has no FIE Rank S Substitute

Results Bracket - Team


Resultados de la Serie - Equipo / Resultados - Chave Equipe

FRI 20 JUL 2007



Classification 5-8

Placement 5-6



Legend:

D# Draw number



Riocentro Pavilhão 3A
RioCentro Pavilhão 3A
RioCentro Pavilhão 3A

Fencing
Esgrima / Esgrima

Men's Team Epée
Equipos Espada Hombres / Equipe Espada Hombres

Final Standings

Posiciones Finales / Posições Finais

As of 20 JUL 2007

Rank	NOC	Medal
1	CUB - Cuba	Gold
2	VEN - Venezuela	Silver
3	USA - United States	Bronze
4	CAN - Canada	
-----	-----	-----
5	PUR - Puerto Rico	
6	CHI - Chile	
7	ARG - Argentina	
8	BRA - Brazil	

Match Results

Resultados del Partido / Resultados da partida

MATCH	12	PISTE	A
--------------	-----------	--------------	----------

VEN - Venezuela			34 D	Final	45 V	CUB - Cuba		
Fencer	Touches	Score	vs	Score	Touches	Fencer		
LIMARDO Ruben	0	0	--	0	0	BORIS Camilo		
FERNANDEZ Silvio	5	5	--	7	7	MADRIGAL Guillermo		
MEJIAS Wolfgang	5	10	--	15	8	CARRILLO Andres		
LIMARDO Ruben	4	14	--	20	5	MADRIGAL Guillermo		
MEJIAS Wolfgang	7	21	--	25	5	BORIS Camilo		
FERNANDEZ Silvio	3	24	--	29	4	CARRILLO Andres		
MEJIAS Wolfgang	3	27	--	35	6	MADRIGAL Guillermo		
LIMARDO Ruben	1	28	--	40	5	CARRILLO Andres		
FERNANDEZ Silvio	6	34	--	45	5	BORIS Camilo		
FERNANDEZ Silvio			--			BORIS Camilo		
Total Match Time: 21:03				Overtime: --				
Warnings:			Referees:			Warnings:		
Yellow Card:	1		RIOS J	(MEX)		Yellow Card:	0	
Red Card:	0		TURIACE S	(ARG)		Red Card:	0	
Black Card:	0		Assistant:			Black Card:	0	

Legend:

A Final D Defeat V Victory

Match Results

Resultados del Partido / Resultados da partida

MATCH	9	PISTE	A
-------	---	-------	---

CAN - Canada			37 D	Final	45 V	USA - United States of America		
Fencer	Touches	Score	vs	Score	Touches	Fencer		
TIKHOMIROV Igor	3	3	--	2	2	KELSEY Weston		
BAJGORIC Tigran	6	9	--	6	4	UNGAR Benjamin		
SEGUIN Jean-Pierre Christian	6	15	--	12	6	MATTERN Cody		
TIKHOMIROV Igor	4	19	--	18	6	UNGAR Benjamin		
SEGUIN Jean-Pierre Christian	3	22	--	20	2	KELSEY Weston		
BAJGORIC Tigran	6	28	--	28	8	MATTERN Cody		
SEGUIN Jean-Pierre Christian	4	32	--	35	7	UNGAR Benjamin		
TIKHOMIROV Igor	1	33	--	40	5	MATTERN Cody		
BAJGORIC Tigran	4	37	--	45	5	KELSEY Weston		
BAJGORIC Tigran			--			KELSEY Weston		
Total Match Time: 19:58				Overtime: --				
Warnings:			Referees:			Warnings:		
Yellow Card:	0		LIENDO J	(VEN)		Yellow Card:	1	
Red Card:	0		TURIACE S	(ARG)		Red Card:	0	
Black Card:	0		Assistant:			Black Card:	0	

Legend:

A	Final	D	Defeat	V	Victory
---	-------	---	--------	---	---------

Match Results

Resultados del Partido / Resultados da partida

MATCH	11	PISTE	B
-------	----	-------	---

CHI - Chile			42 D	Final	45 V	PUR - Puerto Rico		
Fencer	Touches	Score	vs	Score	Touches	Fencer		
PENZO Sergio	3	3	--	5	5	PEÑA GONZALEZ Jonathan		
INOSTROZA Paris	6	9	--	8	3	TORRES NIEVES Oscar		
MORENO BRIONES Luis Samuel	5	14	--	15	7	BERNIER RIVERA Victor		
PENZO Sergio	6	20	--	18	3	TORRES NIEVES Oscar		
MORENO BRIONES Luis Samuel	3	23	--	25	7	PEÑA GONZALEZ Jonathan		
INOSTROZA Paris	2	25	--	25	0	BERNIER RIVERA Victor		
MORENO BRIONES Luis Samuel	5	30	--	31	6	TORRES NIEVES Oscar		
PENZO Sergio	8	38	--	40	9	BERNIER RIVERA Victor		
INOSTROZA Paris	4	42	--	45	5	PEÑA GONZALEZ Jonathan		
INOSTROZA Paris			--			PEÑA GONZALEZ Jonathan		
Total Match Time: 18:48				Overtime: --				
Warnings:			Referees:			Warnings:		
Yellow Card: 9			RIOS J	(MEX)		Yellow Card: 0		
Red Card: 0						Red Card: 0		
Black Card: 0			Assistant:			Black Card: 0		

Legend:

B Blue D Defeat V Victory

Match Results

Resultados del Partido / Resultados da partida

MATCH	10	PISTE	R
-------	----	-------	---

ARG - Argentina			45 V	Final	37 D	BRA - Brasil		
Fencer	Touches	Score	vs	Score	Touches	Fencer		
MENDEZ Marcelo Javier	3	3	--	4	4	SCHWANTES Athos		
DOMINGUEZ Jose Felix	3	6	--	10	6	RUNNACLES Patricio		
GROUPIERRE Victor Cristian	8	14	--	14	4	LINSCHOTEN Fernando		
MENDEZ Marcelo Javier	6	20	--	17	3	RUNNACLES Patricio		
GROUPIERRE Victor Cristian	5	25	--	20	3	SCHWANTES Athos		
DOMINGUEZ Jose Felix	4	29	--	22	2	LINSCHOTEN Fernando		
GROUPIERRE Victor Cristian	6	35	--	30	8	RUNNACLES Patricio		
MENDEZ Marcelo Javier	4	39	--	33	3	LINSCHOTEN Fernando		
DOMINGUEZ Jose Felix	6	45	--	37	4	SCHWANTES Athos		
DOMINGUEZ Jose Felix			--			SCHWANTES Athos		
Total Match Time: 22:22				Overtime: --				
Warnings:			Referees:		Warnings:			
Yellow Card: 2			PARILLA U		(PUR)	Yellow Card: 0		
Red Card: 1			Assistant:			Red Card: 0		
Black Card: 0						Black Card: 0		

Legend:

D Defeat R Red V Victory

Match Results

Resultados del Partido / Resultados da partida

MATCH	5	PISTE	G
-------	---	-------	---

VEN - Venezuela			41 V	Final	32 D	CAN - Canada		
Fencer	Touches	Score	vs	Score	Touches	Fencer		
LIMARDO Ruben	0	0	--	0	0	BAJGORIC Tigran		
FERNANDEZ Silvio	4	4	--	4	4	SEGUIN Jean-Pierre Christian		
MEJIAS Wolfgang	5	9	--	13	9	TIKHOMIROV Igor		
LIMARDO Ruben	4	13	--	14	1	SEGUIN Jean-Pierre Christian		
MEJIAS Wolfgang	3	16	--	17	3	BAJGORIC Tigran		
FERNANDEZ Silvio	6	22	--	22	5	TIKHOMIROV Igor		
MEJIAS Wolfgang	2	24	--	24	2	SEGUIN Jean-Pierre Christian		
LIMARDO Ruben	1	25	--	25	1	TIKHOMIROV Igor		
FERNANDEZ Silvio	16	41	--	32	7	BAJGORIC Tigran		
FERNANDEZ Silvio			--			BAJGORIC Tigran		
Total Match Time: 27:00				Overtime: --				
Warnings:			Referees:		Warnings:			
Yellow Card: 1					Yellow Card: 1			
Red Card: 0					Red Card: 0			
Black Card: 0			Assistant:		Black Card: 0			

Legend:

D Defeat G Green V Victory

Match Results

Resultados del Partido / Resultados da partida

MATCH	7	PISTE	Y
-------	---	-------	---

USA - United States of America			26 D	Final	45 V	CUB - Cuba	
Fencer	Touches	Score	vs	Score	Touches	Fencer	
MATTERN Cody	1	1	--	2	2	BORIS Camilo	
KELSEY Weston	2	3	--	6	4	MADRIGAL Guillermo	
UNGAR Benjamin	3	6	--	11	5	CARRILLO Andres	
MATTERN Cody	6	12	--	20	9	MADRIGAL Guillermo	
UNGAR Benjamin	4	16	--	25	5	BORIS Camilo	
KELSEY Weston	4	20	--	30	5	CARRILLO Andres	
UNGAR Benjamin	1	21	--	35	5	MADRIGAL Guillermo	
MATTERN Cody	2	23	--	40	5	CARRILLO Andres	
KELSEY Weston	3	26	--	45	5	BORIS Camilo	
KELSEY Weston			--			BORIS Camilo	
Total Match Time: 22:22				Overtime: --			
Warnings:		Referees:		Warnings:			
Yellow Card:	1					Yellow Card:	0
Red Card:	0					Red Card:	0
Black Card:	0	Assistant:				Black Card:	0

Legend:

D Defeat V Victory Y Yellow

Match Results

Resultados del Partido / Resultados da partida

MATCH	6	PISTE	B
-------	---	-------	---

ARG - Argentina			42 D	Final	45 V	CHI - Chile		
Fencer	Touches	Score	vs	Score	Touches	Fencer		
MENDEZ Marcelo Javier	3	3	--	4	4	INOSTROZA Paris		
DOMINGUEZ Jose Felix	6	9	--	8	4	MORENO BRIONES Luis Samuel		
GROUPIERRE Victor Cristian	4	13	--	14	6	PENZO Sergio		
MENDEZ Marcelo Javier	6	19	--	19	5	MORENO BRIONES Luis Samuel		
GROUPIERRE Victor Cristian	3	22	--	22	3	INOSTROZA Paris		
DOMINGUEZ Jose Felix	1	23	--	24	2	PENZO Sergio		
GROUPIERRE Victor Cristian	6	29	--	32	8	MORENO BRIONES Luis Samuel		
MENDEZ Marcelo Javier	5	34	--	37	5	PENZO Sergio		
DOMINGUEZ Jose Felix	8	42	--	45	8	INOSTROZA Paris		
DOMINGUEZ Jose Felix			--			INOSTROZA Paris		
Total Match Time: 26:50				Overtime: --				
Warnings:			Referees:			Warnings:		
Yellow Card: 0						Yellow Card: 0		
Red Card: 0						Red Card: 0		
Black Card: 0			Assistant:			Black Card: 0		

Legend:

B Blue D Defeat V Victory

Match Results

Resultados del Partido / Resultados da partida

MATCH	8	PISTE	R
-------	---	-------	---

PUR - Puerto Rico			45 V	Final	33 D	BRA - Brasil		
Fencer	Touches	Score	vs	Score	Touches	Fencer		
PEÑA GONZALEZ Jonathan	5	5	--	2	2	LINSCHOTEN Fernando		
TORRES NIEVES Oscar	5	10	--	7	5	SCHWANTES Athos		
BERNIER RIVERA Victor	5	15	--	9	2	RUNNACLES Patricio		
TORRES NIEVES Oscar	5	20	--	14	5	LINSCHOTEN Fernando		
PEÑA GONZALEZ Jonathan	5	25	--	18	4	RUNNACLES Patricio		
BERNIER RIVERA Victor	5	30	--	20	2	SCHWANTES Athos		
TORRES NIEVES Oscar	5	35	--	28	8	RUNNACLES Patricio		
BERNIER RIVERA Victor	5	40	--	30	2	LINSCHOTEN Fernando		
PEÑA GONZALEZ Jonathan	5	45	--	33	3	SCHWANTES Athos		
PEÑA GONZALEZ Jonathan			--			SCHWANTES Athos		
Total Match Time: 14:28				Overtime: --				
Warnings:		Referees:			Warnings:			
Yellow Card: 1					Yellow Card: 0			
Red Card: 0					Red Card: 0			
Black Card: 0		Assistant:			Black Card: 0			

Legend:

D Defeat R Red V Victory

Match Results

Resultados del Partido / Resultados da partida

MATCH	1	PISTE	G
-------	---	-------	---

VEN - Venezuela			43 V	Final	22 D	ARG - Argentina		
Fencer	Touches	Score	vs	Score	Touches	Fencer		
FERNANDEZ Silvio	5	5	--	0	0	MENDEZ Marcelo Javier		
MEJIAS Wolfgang	2	7	--	3	3	DOMINGUEZ Jose Felix		
LIMARDO Ruben	3	10	--	3	0	GROUPIERRE Victor Cristian		
MEJIAS Wolfgang	6	16	--	5	2	MENDEZ Marcelo Javier		
FERNANDEZ Silvio	9	25	--	11	6	GROUPIERRE Victor Cristian		
LIMARDO Ruben	4	29	--	12	1	DOMINGUEZ Jose Felix		
MEJIAS Wolfgang	4	33	--	14	2	GROUPIERRE Victor Cristian		
LIMARDO Ruben	6	39	--	18	4	MENDEZ Marcelo Javier		
FERNANDEZ Silvio	4	43	--	22	4	DOMINGUEZ Jose Felix		
FERNANDEZ Silvio			--			DOMINGUEZ Jose Felix		
Total Match Time: 24:14				Overtime: --				
Warnings:			Referees:			Warnings:		
Yellow Card:	1		Referees:	VOGEL B	(GER)	Yellow Card:	0	
Red Card:	0					Red Card:	0	
Black Card:	0		Assistant:			Black Card:	0	

Legend:

D Defeat G Green V Victory

Match Results

Resultados del Partido / Resultados da partida

MATCH	2	PISTE	Y
-------	---	-------	---

CAN - Canada			45 V	Final	37 D	CHI - Chile		
Fencer	Touches	Score	vs	Score	Touches	Fencer		
TIKHOMIROV Igor	1	1	--	3	3	INOSTROZA Paris		
BAJGORIC Tigran	8	9	--	5	2	MORENO BRIONES Luis Samuel		
SEGUIN Jean-Pierre Christian	2	11	--	6	1	PENZO Sergio		
TIKHOMIROV Igor	9	20	--	9	3	MORENO BRIONES Luis Samuel		
SEGUIN Jean-Pierre Christian	5	25	--	10	1	INOSTROZA Paris		
BAJGORIC Tigran	5	30	--	14	4	PENZO Sergio		
SEGUIN Jean-Pierre Christian	4	34	--	18	4	MORENO BRIONES Luis Samuel		
TIKHOMIROV Igor	3	37	--	28	10	PENZO Sergio		
BAJGORIC Tigran	8	45	--	37	9	INOSTROZA Paris		
BAJGORIC Tigran			--			INOSTROZA Paris		
Total Match Time: 23:16				Overtime: --				
Warnings:			Referees:			Warnings:		
Yellow Card:	1		Referees:	FINARDI	(BRA)	Yellow Card:	0	
Red Card:	0					Red Card:	0	
Black Card:	0		Assistant:			Black Card:	0	

Legend:

D Defeat V Victory Y Yellow

Match Results

Resultados del Partido / Resultados da partida

MATCH	3	PISTE	B
-------	---	-------	---

USA - United States of America			45 V	Final	35 D	PUR - Puerto Rico		
Fencer	Touches	Score	vs	Score	Touches	Fencer		
MATTERN Cody	1	1	--	5	5	PEÑA GONZALEZ Jonathan		
KELSEY Weston	6	7	--	7	2	TORRES NIEVES Oscar		
UNGAR Benjamin	5	12	--	15	8	PEÑA GONZALEZ Marcos (S)		
MATTERN Cody	8	20	--	17	2	TORRES NIEVES Oscar		
UNGAR Benjamin	5	25	--	21	4	PEÑA GONZALEZ Jonathan		
KELSEY Weston	5	30	--	27	6	PEÑA GONZALEZ Marcos		
UNGAR Benjamin	5	35	--	30	3	TORRES NIEVES Oscar		
MATTERN Cody	5	40	--	31	1	PEÑA GONZALEZ Marcos		
KELSEY Weston	5	45	--	35	4	PEÑA GONZALEZ Jonathan		
KELSEY Weston			--			PEÑA GONZALEZ Jonathan		
Total Match Time: 14:39				Overtime: --				
Warnings:			Referees:			Warnings:		
Yellow Card: 0			LIENDO J	(VEN)		Yellow Card: 0		
Red Card: 0						Red Card: 0		
Black Card: 0			Assistant:			Black Card: 0		

Legend:

B Blue D Defeat S Substitute V Victory

Match Results

Resultados del Partido / Resultados da partida

MATCH	4	PISTE	R
-------	---	-------	---

BRA - Brasil			18 D	Final	45 V	CUB - Cuba		
Fencer	Touches	Score	vs	Score	Touches	Fencer		
SCHWANTES Athos	1	1	--	4	4	CARRILLO Andres		
RUNNACLES Patricio	2	3	--	10	6	BORIS Camilo		
LINCHSOTEN Fernando	2	5	--	11	1	CASTILLO David		
RUNNACLES Patricio	2	7	--	18	7	CARRILLO Andres		
SCHWANTES Athos	3	10	--	25	7	MADRIGAL Guillermo		
LINCHSOTEN Fernando	2	12	--	30	5	BORIS Camilo		
RUNNACLES Patricio	0	12	--	35	5	MADRIGAL Guillermo		
LINCHSOTEN Fernando	2	14	--	40	5	MADRIGAL Guillermo (S)		
SCHWANTES Athos	4	18	--	45	5	BORIS Camilo		
SCHWANTES Athos			--			BORIS Camilo		
Total Match Time: 17:28				Overtime: --				
Warnings:			Referees:			Warnings:		
Yellow Card: 4			TURIACE S (ARG)			Yellow Card: 0		
Red Card: 0						Red Card: 0		
Black Card: 0			Assistant:			Black Card: 0		

Legend:

D Defeat R Red S Substitute V Victory

Tournament Seeding Team

Cabeza de serie del Torneo Equipos / Cabeças de Chave do Torneio Equipes

As of 20 JUL 2007

Tournament Seed	FIE Ranking (13 JUL 2007)	NOC	Name
1	1	Canada	BEAUDRY Philippe BOULOS Michel MAYER Nicolas SEGUIN Jean-Pierre Christian
2	2	United States	HAGAMEN Tim IGOE Benjamin UNGAR Benjamin WILLIAMS James
3	3	Argentina	ACHTEN Alexander BUSTAMANTE Ricardo DOMINGUEZ Jose Felix DRAJER Diego
4	4	Cuba	BELLO Julio CARRILLO Andres DIAZ Daylor NARANJO Yunio
5	5	El Salvador	MARROQUIN Leonidas SORIANO Julio TOBAR Joaquin
6	6	Venezuela	BRAVO Carlos JANSEN Hernan RINCONES Eliecer da SILVA Enrique
7	7	Brazil	AGRESTA Renzo CARDOSO Marcos RUCKHEIM Rhaoni SHIMBO Heitor
8	8	Mexico	CHUMACERO Edgar CORTES GARCIA Alberto DORANTES Alvaro PADILLA Luis

Note:

All changes are available in INFO

Legend:

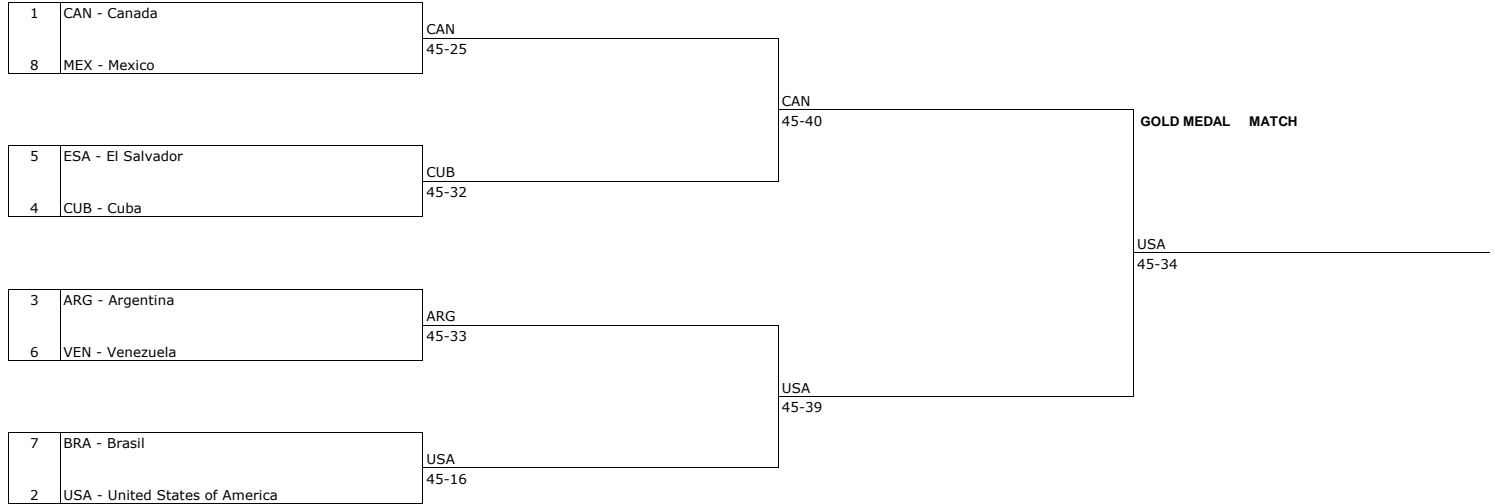
N Team has no FIE Rank **S** Substitute

Results Bracket - Team

Resultados de la Serie - Equipo / Resultados - Chave Equipe


SAT 21 JUL 2007

D#	Quarterfinals	Semifinals	Final
----	---------------	------------	-------



Classification 5-8

Placement 5-6



Legend:

D# Draw number

Final Standings

Posiciones Finales / Posições Finais

As of 21 JUL 2007

Rank	NOC	Medal
1	USA - United States	Gold
2	CAN - Canada	Silver
3	ARG - Argentina	Bronze
4	CUB - Cuba	
-----	-----	-----
5	VEN - Venezuela	
6	MEX - Mexico	
7	BRA - Brazil	
8	ESA - El Salvador	

Match Results

Resultados del Partido / Resultados da partida

MATCH	12	PISTE	A
-------	----	-------	---

CAN - Canada			34 D	Final	45 V	USA - United States of America		
Fencer	Touches	Score	vs	Score	Touches	Fencer		
BEAUDRY Philippe	4	4	--	5	5	WILLIAMS James		
MAYER Nicolas	2	6	--	10	5	HAGAMEN Tim		
BOULOS Michel	4	10	--	15	5	IGOE Benjamin		
MAYER Nicolas	8	18	--	20	5	WILLIAMS James		
BEAUDRY Philippe	3	21	--	25	5	IGOE Benjamin		
BOULOS Michel	2	23	--	30	5	HAGAMEN Tim		
MAYER Nicolas	4	27	--	35	5	IGOE Benjamin		
BOULOS Michel	6	33	--	40	5	WILLIAMS James		
BEAUDRY Philippe	1	34	--	45	5	HAGAMEN Tim		
BEAUDRY Philippe			--			HAGAMEN Tim		
Total Match Time: 4:17				Overtime: --				
Warnings:			Referees:			Warnings:		
Yellow Card:	0		GABY B	(FRA)		Yellow Card:	0	
Red Card:	0		KAPOSVARI	(HUN)		Red Card:	0	
Black Card:	0		Assistant:			Black Card:	0	

Legend:

A Final D Defeat V Victory

Match Results

Resultados del Partido / Resultados da partida

MATCH	11	PISTE	B
-------	----	-------	---

CUB - Cuba			35 D	Final	45 V	ARG - Argentina	
Fencer	Touches	Score	vs	Score	Touches	Fencer	
DIAZ Daylon	4	4	--	5	5	DRAJER Diego	
BELLO Julio	3	7	--	10	5	ACHTEN Alexander	
NARANJO Yunio	1	8	--	15	5	BUSTAMANTE Ricardo	
BELLO Julio	4	12	--	20	5	DRAJER Diego	
DIAZ Daylon	3	15	--	25	5	BUSTAMANTE Ricardo	
NARANJO Yunio	4	19	--	30	5	ACHTEN Alexander	
BELLO Julio	6	25	--	34	4	BUSTAMANTE Ricardo	
NARANJO Yunio	8	33	--	41	7	DRAJER Diego	
DIAZ Daylon	2	35	--	45	4	ACHTEN Alexander	
DIAZ Daylon			--			ACHTEN Alexander	
Total Match Time: 3:38				Overtime: --			
Warnings:		Referees:		Warnings:			
Yellow Card: 6				Yellow Card: 1			
Red Card: 4				Red Card: 0			
Black Card: 0		Assistant:		Black Card: 0			

Legend:

B Blue D Defeat V Victory

Match Results

Resultados del Partido / Resultados da partida

MATCH	8	PISTE	G
-------	---	-------	---

MEX - Mexico			30 D	Final	45 V	VEN - Venezuela	
Fencer	Touches	Score	vs	Score	Touches	Fencer	
CORTES GARCIA Alberto	4	4	--	4	4	BRAVO Carlos	
PADILLA Luis	1	5	--	10	6	RINCONES Eliecer	
DORANTES Alvaro	2	7	--	15	5	JANSEN Hernan	
CORTES GARCIA Alberto	2	9	--	20	5	RINCONES Eliecer	
DORANTES Alvaro	6	15	--	25	5	BRAVO Carlos	
PADILLA Luis	4	19	--	30	5	JANSEN Hernan	
DORANTES Alvaro	4	23	--	35	5	RINCONES Eliecer	
CORTES GARCIA Alberto	4	27	--	40	5	JANSEN Hernan	
PADILLA Luis	3	30	--	45	5	BRAVO Carlos	
PADILLA Luis			--			BRAVO Carlos	
Total Match Time: 3:22				Overtime: --			
Warnings:		Referees:		Warnings:			
Yellow Card:	2					Yellow Card:	0
Red Card:	0					Red Card:	0
Black Card:	0	Assistant:				Black Card:	0

Legend:

D Defeat G Green V Victory



Riocentro Pavilhão 3A
Riocentro Pavilhão 3A
Riocentro Pavilhão 3A

21 JUL 2007
15:10

Fencing
Esgrima / Esgrima

Men's Team Sabre
Equipos Sable Hombres / Equipe Sabre Hombres

Placement 7-8
Final 7-8 / Final 7-8

Match Results

Resultados del Partido / Resultados da partida

MATCH	7	PISTE	R
-------	---	-------	---

ESA - El Salvador			42 D	Final	45 V	BRA - Brasil	
Fencer	Touches	Score	vs	Score	Touches	Fencer	
TOBAR Joaquin	0	0	--	5	5	AGRESTA Renzo	
MARROQUIN Leonidas	9	9	--	10	5	RUCKHEIM Rhaoni	
SORIANO Julio	6	15	--	14	4	CARDOSO Marcos	
TOBAR Joaquin	5	20	--	19	5	RUCKHEIM Rhaoni	
SORIANO Julio	5	25	--	24	5	AGRESTA Renzo	
MARROQUIN Leonidas	5	30	--	28	4	CARDOSO Marcos	
SORIANO Julio	5	35	--	34	6	RUCKHEIM Rhaoni	
TOBAR Joaquin	5	40	--	38	4	CARDOSO Marcos	
MARROQUIN Leonidas	2	42	--	45	7	AGRESTA Renzo	
MARROQUIN Leonidas			--			AGRESTA Renzo	
Total Match Time: 6:37				Overtime: --			
Warnings:		Referees:		Warnings:			
Yellow Card:	0					Yellow Card:	0
Red Card:	0					Red Card:	0
Black Card:	0		Assistant:			Black Card:	0

Legend:

D Defeat R Red V Victory

Match Results

Resultados del Partido / Resultados da partida

MATCH	5	PISTE	G
-------	---	-------	---

CAN - Canada			45 V	Final	40 D	CUB - Cuba		
Fencer	Touches	Score	vs	Score	Touches	Fencer		
BEAUDRY Philippe	4	4	--	5	5	NARANJO Yunio		
MAYER Nicolas	5	9	--	10	5	DIAZ Daylon		
BOULOS Michel	6	15	--	13	3	BELLO Julio		
MAYER Nicolas	5	20	--	16	3	NARANJO Yunio		
BEAUDRY Philippe	5	25	--	21	5	BELLO Julio		
BOULOS Michel	5	30	--	27	6	DIAZ Daylon		
MAYER Nicolas	5	35	--	31	4	BELLO Julio		
BOULOS Michel	5	40	--	37	6	NARANJO Yunio		
BEAUDRY Philippe	5	45	--	40	3	DIAZ Daylon		
BEAUDRY Philippe			--			DIAZ Daylon		
Total Match Time: 3:42				Overtime: --				
Warnings:			Referees:			Warnings:		
Yellow Card:	0		KAPOSVARI	(HUN)		Yellow Card:	0	
Red Card:	0		RIOS J	(MEX)		Red Card:	0	
Black Card:	0		Assistant:			Black Card:	0	

Legend:

D Defeat G Green S Substitute V Victory

Match Results

Resultados del Partido / Resultados da partida

MATCH	9	PISTE	Y
-------	---	-------	---

ARG - Argentina			39 D	Final	45 V	USA - United States of America		
Fencer	Touches	Score	vs	Score	Touches	Fencer		
DRAJER Diego	5	5	--	2	2	HAGAMEN Tim		
ACHTEN Alexander	5	10	--	4	2	IGOE Benjamin		
BUSTAMANTE Ricardo	5	15	--	10	6	WILLIAMS James		
DRAJER Diego	5	20	--	18	8	IGOE Benjamin		
BUSTAMANTE Ricardo	2	22	--	25	7	HAGAMEN Tim		
ACHTEN Alexander	1	23	--	30	5	WILLIAMS James		
BUSTAMANTE Ricardo	1	24	--	35	5	IGOE Benjamin		
DRAJER Diego	10	34	--	40	5	WILLIAMS James		
ACHTEN Alexander	5	39	--	45	5	HAGAMEN Tim		
ACHTEN Alexander			--			HAGAMEN Tim		
Total Match Time: 3:19				Overtime: --				
Warnings:			Referees:			Warnings:		
Yellow Card: 1			GABY B	(FRA)		Yellow Card: 0		
Red Card: 0			SIESTO M	(ITA)		Red Card: 0		
Black Card: 0			Assistant:			Black Card: 0		

Legend:

D Defeat V Victory Y Yellow

Match Results

Resultados del Partido / Resultados da partida

MATCH	6	PISTE	B
-------	---	-------	---

MEX - Mexico			45 V	Final	44 D	ESA - El Salvador			
Fencer	Touches	Score	vs	Score	Touches	Fencer			
CORTES GARCIA Alberto	0	0	--	5	5	MARROQUIN Leonidas			
PADILLA Luis	10	10	--	9	4	SORIANO Julio			
DORANTES Alvaro	1	11	--	15	6	TOBAR Joaquin			
CORTES GARCIA Alberto	7	18	--	20	5	SORIANO Julio			
DORANTES Alvaro	1	19	--	25	5	MARROQUIN Leonidas			
PADILLA Luis	7	26	--	30	5	TOBAR Joaquin			
DORANTES Alvaro	9	35	--	34	4	SORIANO Julio			
CORTES GARCIA Alberto	5	40	--	38	4	TOBAR Joaquin			
PADILLA Luis	5	45	--	44	6	MARROQUIN Leonidas			
PADILLA Luis			--			MARROQUIN Leonidas			
Total Match Time: 4:37				Overtime: --					
Warnings:		Referees:			Warnings:				
Yellow Card:	4	RAMIREZ J			(COL)	Yellow Card:	0		
Red Card:	0	Assistant:							
Black Card:	0								

Legend:

B Blue D Defeat V Victory

Match Results

Resultados del Partido / Resultados da partida

MATCH	10	PISTE	R
-------	----	-------	---

VEN - Venezuela			45 V	Final	21 D	BRA - Brasil		
Fencer	Touches	Score	vs	Score	Touches	Fencer		
BRAVO Carlos	5	5	--	1	1	CARDOSO Marcos		
RINCONES Eliecer	5	10	--	2	1	AGRESTA Renzo		
JANSEN Hernan	5	15	--	7	5	RUCKHEIM Rhaoni		
RINCONES Eliecer	5	20	--	8	1	CARDOSO Marcos		
BRAVO Carlos	5	25	--	12	4	RUCKHEIM Rhaoni		
JANSEN Hernan	5	30	--	14	2	AGRESTA Renzo		
RINCONES Eliecer	5	35	--	15	1	RUCKHEIM Rhaoni		
JANSEN Hernan	5	40	--	16	1	CARDOSO Marcos		
BRAVO Carlos	5	45	--	21	5	AGRESTA Renzo		
BRAVO Carlos			--			AGRESTA Renzo		
Total Match Time: 3:29				Overtime: --				
Warnings:			Referees:			Warnings:		
Yellow Card:	0		MARTIN F	(USA)		Yellow Card:	0	
Red Card:	0		PARILLA U	(PUR)		Red Card:	0	
Black Card:	0		Assistant:			Black Card:	0	

Legend:

D Defeat R Red V Victory

Match Results

Resultados del Partido / Resultados da partida

MATCH	1	PISTE	G
-------	---	-------	---

CAN - Canada			45 V	Final	25 D	MEX - Mexico		
Fencer	Touches	Score	vs	Score	Touches	Fencer		
BEAUDRY Philippe	5	5	--	3	3	CORTES GARCIA Alberto		
MAYER Nicolas	5	10	--	5	2	PADILLA Luis		
BOULOS Michel	5	15	--	8	3	DORANTES Alvaro		
MAYER Nicolas	5	20	--	12	4	CORTES GARCIA Alberto		
BEAUDRY Philippe	5	25	--	13	1	DORANTES Alvaro		
BOULOS Michel	5	30	--	15	2	PADILLA Luis		
MAYER Nicolas	5	35	--	15	0	DORANTES Alvaro		
BOULOS Michel	5	40	--	19	4	CORTES GARCIA Alberto		
BEAUDRY Philippe	5	45	--	25	6	PADILLA Luis		
BEAUDRY Philippe			--			PADILLA Luis		
Total Match Time: 4:10				Overtime: --				
Warnings:			Referees:			Warnings:		
Yellow Card:	0		GABY B	(FRA)		Yellow Card:	0	
Red Card:	0		MARTIN F	(USA)		Red Card:	0	
Black Card:	0		Assistant:			Black Card:	0	

Legend:

D Defeat G Green V Victory

Match Results

Resultados del Partido / Resultados da partida

MATCH	2	PISTE	Y
-------	---	-------	---

ESA - El Salvador			32 D	Final	45 V	CUB - Cuba		
Fencer	Touches	Score	vs	Score	Touches	Fencer		
MARROQUIN Leonidas	4	4	--	5	5	NARANJO Yunio		
SORIANO Julio	3	7	--	10	5	DIAZ Daylor		
TOBAR Joaquin	3	10	--	15	5	BELLO Julio		
SORIANO Julio	3	13	--	20	5	NARANJO Yunio		
MARROQUIN Leonidas	4	17	--	25	5	BELLO Julio		
TOBAR Joaquin	4	21	--	30	5	DIAZ Daylor		
SORIANO Julio	5	26	--	35	5	BELLO Julio		
TOBAR Joaquin	3	29	--	40	5	NARANJO Yunio		
MARROQUIN Leonidas	3	32	--	45	5	DIAZ Daylor		
MARROQUIN Leonidas			--			DIAZ Daylor		
Total Match Time: 3:13				Overtime: --				
Warnings:			Referees:			Warnings:		
Yellow Card:	0		SIESTO M	(ITA)		Yellow Card:	0	
Red Card:	0					Red Card:	0	
Black Card:	0		Assistant:			Black Card:	0	

Legend:

D Defeat V Victory Y Yellow

Match Results

Resultados del Partido / Resultados da partida

MATCH	3	PISTE	B
-------	---	-------	---

ARG - Argentina			45 V	Final	33 D	VEN - Venezuela		
Fencer	Touches	Score	vs	Score	Touches	Fencer		
DRAJER Diego	1	1	--	5	5	BRAVO Carlos		
ACHTEN Alexander	9	10	--	8	3	RINCONES Eliecer		
BUSTAMANTE Ricardo	5	15	--	9	1	JANSEN Hernan		
DRAJER Diego	5	20	--	12	3	RINCONES Eliecer		
BUSTAMANTE Ricardo	5	25	--	16	4	BRAVO Carlos		
ACHTEN Alexander	5	30	--	22	6	JANSEN Hernan		
BUSTAMANTE Ricardo	5	35	--	25	3	RINCONES Eliecer		
DRAJER Diego	5	40	--	32	7	JANSEN Hernan		
ACHTEN Alexander	5	45	--	33	1	BRAVO Carlos		
ACHTEN Alexander			--			BRAVO Carlos		
Total Match Time: 3:33				Overtime: --				
Warnings:			Referees:			Warnings:		
Yellow Card:	0		KAPOSVARI		(HUN)	Yellow Card:	0	
Red Card:	0		Assistant:			Red Card:	0	
Black Card:	0					Black Card:	0	

Legend:

B Blue D Defeat V Victory

Match Results

Resultados del Partido / Resultados da partida

MATCH	4	PISTE	R
--------------	----------	--------------	----------

BRA - Brasil			16 D	Final	45 V	USA - United States of America		
Fencer	Touches	Score	vs	Score	Touches	Fencer		
AGRESTA Renzo	1	1	--	5	5	WILLIAMS James		
RUCKHEIM Rhaoni	1	2	--	10	5	HAGAMEN Tim		
CARDOSO Marcos	4	6	--	15	5	IGOE Benjamin		
RUCKHEIM Rhaoni	1	7	--	20	5	WILLIAMS James		
AGRESTA Renzo	2	9	--	25	5	IGOE Benjamin		
CARDOSO Marcos	1	10	--	30	5	HAGAMEN Tim		
RUCKHEIM Rhaoni	1	11	--	35	5	IGOE Benjamin		
CARDOSO Marcos	1	12	--	40	5	WILLIAMS James		
AGRESTA Renzo	4	16	--	45	5	HAGAMEN Tim		
AGRESTA Renzo			--			HAGAMEN Tim		
Total Match Time: 2:57				Overtime: --				
Warnings:		Referees:			Warnings:			
Yellow Card:	2	RAMIREZ J	(COL)	Yellow Card:	0			
Red Card:	0	RIOS J	(MEX)	Red Card:	0			
Black Card:	0	Assistant:		Black Card:	0			

Legend:

D Defeat R Red V Victory

Hóquei sobre Grama
Hockey sobre Césped
Field Hockey





Results Summary

Resumen de resultados / Resumo dos Resultados

As of 24 JUL 2007

Date	Start Time	Match No.	Pitch No.	Phase	Teams	Halftime	Full Time	Extra Time	Penalty Strokes
SUN 15 JUL	09:00	W01	1	Pool WA	CHI vs URU	2 - 0	6 - 0		
	11:00	W02	1	Pool WA	ARG vs BRA	10 - 0	21 - 0		
	15:00	W03	1	Pool WB	CAN vs CUB	0 - 0	1 - 3		
	17:00	W04	1	Pool WB	USA vs AHO	1 - 1	4 - 1		
TUE 17 JUL	09:00	W09	1	Pool WB	USA vs CUB	4 - 0	7 - 0		
	11:00	W10	1	Pool WB	AHO vs CAN	0 - 0	1 - 0		
	15:00	W11	1	Pool WA	ARG vs URU	4 - 0	6 - 0		
	17:00	W12	1	Pool WA	BRA vs CHI	0 - 3	0 - 9		
THU 19 JUL	09:00	W17	1	Pool WB	CUB vs AHO	0 - 0	0 - 0		
	11:00	W18	1	Pool WB	USA vs CAN	3 - 0	6 - 0		
	15:00	W19	1	Pool WA	URU vs BRA	5 - 0	8 - 0		
	17:00	W20	1	Pool WA	ARG vs CHI	0 - 1	2 - 1		
SAT 21 JUL	09:00	W25	1	Classification 5th - 8th	URU vs CAN	0 - 2	0 - 3		
	11:30	W26	1	Classification 5th - 8th	CUB vs BRA	2 - 0	7 - 0		
	14:30	W27	1	Semifinal	ARG vs AHO	2 - 0	3 - 0		
	17:00	W28	1	Semifinal	USA vs CHI	0 - 1	4 - 1		
TUE 24 JUL	09:00	W33	1	Classification 7th - 8th	URU vs BRA	4 - 0	8 - 0		
	11:30	W34	1	Classification 5th - 6th	CAN vs CUB	1 - 1	3 - 2		
	14:30	W35	1	Bronze Medal Match	AHO vs CHI	0 - 0	1 - 1	2 - 1	
	17:00	W36	1	Gold Medal Match	ARG vs USA	0 - 1	4 - 2		

Tournament Summary

Resumen del Torneo / Sumário do Torneio

As of 19 JUL 2007 at 18:51

POOL WA

TODAY'S RESULTS			
Teams	Start Time	Halftime	Full Time
URU vs BRA	15:00	5 - 0	8 - 0
ARG vs CHI	17:00	0 - 1	2 - 1

Team	ARG	BRA	CHI	URU
ARG	--	21 - 0	2 - 1	6 - 0
BRA	0 - 21	--	0 - 9	0 - 8
CHI	1 - 2	9 - 0	--	6 - 0
URU	0 - 6	8 - 0	0 - 6	--

Rank	Team	Matches				Goals			Points
		Played	Won	Drawn	Lost	For	Against	Diff.	
1	ARG	3	3	0	0	29	1	+28	9
2	CHI	3	2	0	1	16	2	+14	6
3	URU	3	1	0	2	8	12	-4	3
4	BRA	3	0	0	3	0	38	-38	0

POOL WB

TODAY'S RESULTS			
Teams	Start Time	Halftime	Full Time
CUB vs AHO	09:00	0 - 0	0 - 0
USA vs CAN	11:00	3 - 0	6 - 0

Team	AHO	CAN	CUB	USA
AHO	--	1 - 0	0 - 0	1 - 4
CAN	0 - 1	--	1 - 3	0 - 6
CUB	0 - 0	3 - 1	--	0 - 7
USA	4 - 1	6 - 0	7 - 0	--

Rank	Team	Matches				Goals			Points
		Played	Won	Drawn	Lost	For	Against	Diff.	
1	USA	3	3	0	0	17	1	+16	9
2	AHO	3	1	1	1	2	4	-2	4
3	CUB	3	1	1	1	3	8	-5	4
4	CAN	3	0	0	3	1	10	-9	0



Tournament Summary

Resumen del Torneo / Sumário do Torneio

As of 24 JUL 2007 at 18:42

Pool Rank	Final Standings Rank	Team
1WA ARG - Argentina		
Semifinal Match #W27, 21 JUL 14:30		
2WB AHO - Netherlands Antilles		
Gold Medal Match Match #W36, 24 JUL 17:00		
1WB USA - United States of America		
Semifinal Match #W28, 21 JUL 17:00		
2WA CHI - Chile		
AHO - Netherlands Antilles		
Bronze Medal Match Match #W35, 24 JUL 14:30		
3WA URU - Uruguay		
Classification 5th - 8th Match #W25, 21 JUL 09:00		
4WB CAN - Canada		
Classification 5th - 6th Match #W34, 24 JUL 11:30		
3WB CUB - Cuba		
Classification 5th - 8th Match #W26, 21 JUL 11:30		
4WA BRA - Brazil		
URU - Uruguay		
Classification 7th - 8th Match #W33, 24 JUL 09:00		
BRA - Brazil		
	1	ARG - Argentina
	2	USA - United States of America
	3	AHO - Netherlands Antilles
	4	CHI - Chile
	5	CAN - Canada
	6	CUB - Cuba
	7	URU - Uruguay
	8	BRA - Brazil

Legend:
AET After Extra Time



Medallists

Medallistas / Medalhistas

GOLD	SILVER	BRONZE
ARG-Argentina	USA-United States of America	AHO-Netherlands Antilles
1 SUCCI M. Belen	2 LEONETTI Melissa	1 van de PAS Marlieke
3 AICEGA Magdalena	3 LOY Angie	2 WIEDIJK Eva
4 LUCHETTI Rosario	4 DOTON Kelly	3 van RUITEN Nienke
7 GULLA Alejandra	8 DAWSON Rachel	4 ELSEN Anne-Maaike
8 AYMAR Luciana	9 DAWSON Sarah	5 NOORLANDER Theresia
9 BOUZA Agustina	10 SNOW Tiffany	6 WELLENS Kiona
11 REBECCHI Carla	13 SMITH Keli	7 SCHREUDER Ernestina
12 GONZALES OLIVA Mariana	15 SENSENIG Dana	8 van DONK Sanne
14 MARGALOT M. Mercedes	17 LINGO Carrie	9 van NOORT Sophie
16 MALOBERTI Daniela	18 KASOLD Michelle	10 de HAAS Anika
18 VUKOJICIC Paola	22 BARBER Kate	11 PLANTENGA Juliette
19 RUSSO Marine	23 FALGOWSKI Katelyn	12 HINSKENS Maria
22 AGUIRRE Gabriela	25 TRAN Amy	13 ROELS Pauline
24 BURKART Claudia	26 BASHORE Kayla	14 FESTEN Jamaine
26 KAÑEVSKY Giselle	27 CRANDALL Lauren	15 JOOSTEN Floortje
27 BARRIONUEVO M. Noel	28 POWLEY Lauren	16 LUIRINK Ilse



Match Report

Informe del partido / Relatório da partida

Date Time
SUN 15 JUL 2007 09:00

Pool
WA

Venue
Field Hockey Center

Pitch
1

Match No.
W01

Result

CHI-Chile

Full Time	6 - 0
Halftime	2 - 0

URU-Uruguay

Time on	Shirt No.	Name	▼ Green	■ Yellow	● Red
X	1	ABUD Constanza (GK)			
X	2	WALBAUM Sofia			
X	3	SANCHEZ Andrea			
X	4	VILLAGRA Javiera			
X	5	INFANTE Paula			
X	6	WILSON Michelle (C)			
X	7	INFANTE Daniela			
X	8	GARCIA Carolina			
X	9	RODRIGUEZ Fernanda			
X	10	FERNANDEZ Maria Jose			
X	15	CARAM Daniela			
18	11	ALBERTZ Beatriz			
69	12	SCHÜLER Claudia (GK)			
18	13	WENZ Sandra			
17	14	VARAS Carolina			
12	16	INFANTE Camila			
Coach		STEIN Ronald			

Time on	Shirt No.	Name	▼ Green	■ Yellow	● Red
X	1	FAZZIO Andrea (GK) (C)			
X	3	CERETTA M.Bettiana			
X	4	RASO Alessandra			
X	5	RIOS Mariana			
X	6	BUENO Patricia			
X	7	ALGORTA Ma. Teresa			
X	10	GIBERNAU Carolina			
X	13	DUPONT Veronica			
X	15	CASABO Virginia			
X	17	MUTILVA Carolina			
X	18	REBOLLO Eleonora			
26	8	CAMPOS Patricia			
14	9	BISIGNANO Ana Karina			
28	11	SANGUINETTI M. Sofia			
	12	LERENA Mercedes (GK)			
47	14	BESSIÓ Virginia			
Coach		CASTILLO Sebastian			

Team Manager	Signature
WENZ Sebastian (CHI)	
Umpire	Signature
ASHTON-LUCY Julie (AUS)	
Judge	Signature
JOHNSON Margaret (CAN)	
Technical Officer	Signature
PIGRETTI Laura (ARG)	

Team Manager	Signature
ELISSALDE Jean (URU)	
Umpire	Signature
SIMMONS Emma (BER)	
Judge	Signature
TAKEDA Alicia (MEX)	
Reserve Umpire	Signature
JUDEFIND Stephanie Ann (USA)	

Team	Minute	Shirt No.	Action	Score
CHI	22	15	FG	1 - 0
CHI	29	7	FG	2 - 0
CHI	42	8	PC	3 - 0
CHI	47	8	PC	4 - 0
CHI	63	9	FG	5 - 0

Team	Minute	Shirt No.	Action	Score
CHI	69	7	FG	6 - 0

Team	Minute	Shirt No.	Action	Score
Golden Goal				

Remarks

Tournament Director - BUDEISKY Alberto (ARG)

Legend:					
(C)	Captain	(GK)	GoalKeeper	FG	Field Goal
X	Starting Player			PC	Penalty Corner



Match Report

Informe del partido / Relatório da partida

Date **SUN 15 JUL 2007** Time **11:00** Pool **WA** Venue **Field Hockey Center** Pitch **1** Match No. **W02**

Result

ARG-Argentina

Full Time	21 - 0
Halftime	10 - 0

BRA-Brazil

Time on	Shirt No.	Name	▼ Green	■ Yellow	● Red
X	1	SUCCI M. Belen (GK)			
X	3	AICEGA Magdalena (C)			
X	4	LUCHETTI Rosario			
X	7	GULLA Alejandra			
X	8	AYMAR Luciana			
X	9	BOUZA Agustina			
X	11	REBECCHI Carla			
X	12	GONZALES OLIVA Mariana			
X	19	RUSSO Marine			
X	24	BURKART Claudia			
X	27	BARRIONUEVO M. Noel			
13	14	MARGALOT M. Mercedes			
11	16	MALOBERTI Daniela			
36	18	VUKOJICIC Paola (GK)			
11	22	AGUIRRE Gabriela			
14	26	KANEVSKY Giselle			
Coach		MINADEO Gabriel			

Time on	Shirt No.	Name	▼ Green	■ Yellow	● Red
X	1	OLIVEIRA Lisandra (GK)			
X	2	BONIFACINO Mariana			
X	3	CABRAL Thalita			
X	4	NEVES Thayse			
X	5	BOOS Patricia (C)	53		
X	6	STEINHAUSER Ana			
X	8	ABREU Liz			
X	10	KUMVICH Virginia			
X	11	DOMBROWICZ Djeniffer			
X	12	SANTOS Ana			
X	16	GONÇALVES Danielle			
11	7	MACHADO Tatiana			
9	9	BETOLAZA Helena			
	13	BERNARDES Andrea (GK)			
21	14	MORAES Tiene			
17	15	SILVA Michelle			
Coach		MARTINS JR Eduardo			

Team Manager	Signature
PALMA Alejandra (ARG)	
Umpire	Signature
STEWART Wendy (CAN)	
Judge	Signature
CAMPOS Paulina (CHI)	
Technical Officer	Signature
CRAIG-ROUSS. Maureen (TRI)	

Team Manager	Signature
VON STAA Ricardo (BRA)	
Umpire	Signature
HASSICK Amy (USA)	
Judge	Signature
TABO Katherine (URU)	
Reserve Umpire	Signature
JUDEFIND Stephanie Ann (USA)	

Team	Minute	Shirt No.	Action	Score
ARG	6	7	FG	1 - 0
ARG	8	11	FG	2 - 0
ARG	9	4	FG	3 - 0
ARG	19	27	PC	4 - 0
ARG	21	8	FG	5 - 0

Team	Minute	Shirt No.	Action	Score
ARG	23	16	FG	6 - 0
ARG	30	8	FG	7 - 0
ARG	31	8	FG	8 - 0
ARG	32	7	PC	9 - 0
ARG	34	14	PC	10 - 0

Team	Minute	Shirt No.	Action	Score
ARG	36	7	FG	11 - 0
ARG	38	7	FG	12 - 0
ARG	43	8	PC	13 - 0
Golden Goal				

Remarks

Tournament Director - BUDEISKY Alberto (ARG)

Legend:					
(C)	Captain	(GK)	GoalKeeper	FG	Field Goal
X	Starting Player			PC	Penalty Corner

Match Report

Informe del partido / Relatório da partida

Date **SUN 15 JUL 2007** Time **15:00** Pool **WB** Venue **Field Hockey Center** Pitch **1** Match No. **W03**

Result

CAN-Canada

Full Time	1 - 3
Halftime	0 - 0

CUB-Cuba

Time on	Shirt No.	Name	▼ Green	■ Yellow	● Red
X	3	ANDERSON Megan			
X	6	KEDGLEY Philippa			
X	8	JAMESON Stephanie	50		
X	10	de PAPE Christine			
X	13	STEPHANIE Hume			
X	14	BAKER Katie			
X	18	BUKER Kim			
X	19	RUSHTON Andrea (C)			
X	22	MICHALUK Tiffany			
X	27	LINTON Clare			
X	32	LIU Azelia (GK)			
11	1	O'HARA Cailie			
30	9	RUSHTON Katie			
	11	FORBES Sarah (GK)			
24	15	LINTON Hilary			
15	17	DICKINSON Marian			
		Coach BELL Sally			

Time on	Shirt No.	Name	▼ Green	■ Yellow	● Red
X	1	GARCIA SANCHEZ Maribel (GK)			
X	4	DUQUESNE MONTERO Yordalia			
X	5	PUNTES QUERALTA Yadira			
X	6	CAIROS PIEDRA Mirialis			
X	8	RIVAS TRUJILLO Daimi			
X	10	SERRANO MUSTELIER Aglais			
X	11	DRAKE TORRES Yanelis			
X	12	ROQUE ANGULO Greter			
X	13	MAYETA PEREZ Yodilaine			
X	14	DRAKE TORRES Yakelin (C)			
X	15	PEREZ ESTRADA Zenova			
	2	OLIVERA B. L (GK)			
	3	CASAS GONZALEZ Yeny			
	7	TEXIDO NORIS Arisleidis			
36	9	RAMOS PEREZ Brizaida			
6	16	IGLESIAS ALARCON Solienky			
		Coach			

Team Manager	Signature
DOIRON Sherry (CAN)	
Umpire	Signature
BRUNEKREEF Caroline (NED)	
Judge	Signature
PICHERY Maria (BER)	
Technical Officer	Signature
PIGRETTI Laura (ARG)	

Team Manager	Signature
JERA Hilario (CUB)	
Umpire	Signature
SANCHEZ Mercedes (ARG)	
Judge	Signature
GRANATO Fernanda (BRA)	
Reserve Umpire	Signature
McCLEAN Ayanna (TRI)	

Team	Minute	Shirt No.	Action	Score
CUB	50	10	PC	0 - 1
CUB	53	10	FG	0 - 2
CUB	55	5	PC	0 - 3
CAN	66	19	PC	1 - 3

Team	Minute	Shirt No.	Action	Score

Team	Minute	Shirt No.	Action	Score
Golden Goal				

Remarks

Tournament Director - BUDEISKY Alberto (ARG)

Legend:	(C) Captain	(GK) GoalKeeper	FG Field Goal	PC Penalty Corner
X	Starting Player			



Match Report

Informe del partido / Relatório da partida

Date **SUN 15 JUL 2007** Time **17:00** Pool **WB** Venue **Field Hockey Center** Pitch **1** Match No. **W04**

Result

USA-United States America

Full Time	4 - 1
Halftime	1 - 1

AHO-Netherlands Antilles

Time on	Shirt No.	Name	▼ Green	■ Yellow	● Red
X	3	LOY Angie			
X	4	DOTON Kelly			
X	8	DAWSON Rachel			
X	10	SNOW Tiffany			
X	13	SMITH Keli			
X	17	LINGO Carrie			
X	22	BARBER Kate (C)			
X	25	TRAN Amy (GK)			
X	26	BASHORE Kayla			
X	27	CRANDALL Lauren			
X	28	POWLEY Lauren			
21	2	LEONETTI Melissa			
14	9	DAWSON Sarah			
25	15	SENSENIG Dana			
67	18	KASOLD Michelle			
19	23	FALGOWSKI Katelyn			
Coach		BODIMEADE Lee			

Time on	Shirt No.	Name	▼ Green	■ Yellow	● Red
X	1	van de PAS Marlieke (GK)			
X	4	ELSEN Anne-Maaïke			
X	5	NOORLANDER Theresia			
X	7	SCHREUDER Ernestina			
X	9	van NOORT Sophie			
X	10	de HAAS Anika			
X	11	PLANTENGA Juliette			
X	12	HINSKENS Maria			
X	13	ROELS Pauline			
X	15	JOOSTEN Floortje			
X	16	LUIRINK Ilse			
	2	WIEDIJK Eva (GK)			
19	3	van RUITEN Nienke (C)			
30	6	WELLENS Kiona			
40	8	van DONK Sanne			
17	14	FESTEN Jamaine			
Coach		SWILDENS Bas			

Team Manager JENNINGS Steve (USA)	Signature
Umpire IPARRAGUIRRE Soledad (ARG)	Signature
Judge CAMPOS Paulina (CHI)	Signature
Technical Officer CRAIG-ROUSS. Maureen (TRI)	Signature

Team Manager DÜLBERG Lothar (AHO)	Signature
Umpire PEREZ CASTRO Maritza (URU)	Signature
Judge TABO Katherine (URU)	Signature
Reserve Umpire McCLEAN Ayanna (TRI)	Signature

Team	Minute	Shirt No.	Action	Score
AHO	17	15	FG	0 - 1
USA	30	17	FG	1 - 1
USA	39	17	PC	2 - 1
USA	61	17	FG	3 - 1
USA	70+	13	PC	4 - 1

Team	Minute	Shirt No.	Action	Score

Team	Minute	Shirt No.	Action	Score
Golden Goal				

Remarks

Tournament Director - BUDEISKY Alberto (ARG)

Legend:	(C)	Captain	(GK)	GoalKeeper	FG	Field Goal	PC	Penalty Corner
	X	Starting Player						



Match Report

Informe del partido / Relatório da partida

Date: **TUE 17 JUL 2007** Time: **09:00** Pool: **WB** Venue: **Field Hockey Center** Pitch: **1** Match No.: **W09**

Result

USA-United States America

Full Time	7 - 0
Halftime	4 - 0

CUB-Cuba

Time on	Shirt No.	Name	▼ Green	■ Yellow	● Red
X	3	LOY Angie			
X	4	DOTON Kelly			
X	8	DAWSON Rachel			
X	10	SNOW Tiffany			
X	13	SMITH Keli			
X	17	LINGO Carrie			
X	22	BARBER Kate (C)			
X	25	TRAN Amy (GK)			
X	26	BASHORE Kayla			
X	27	CRANDALL Lauren			
X	28	POWLEY Lauren			
24	2	LEONETTI Melissa			
22	9	DAWSON Sarah			
12	15	SENENIG Dana			
27	18	KASOLD Michelle			
17	23	FALGOWSKI Katelyn			
Coach		BODIMEADE Lee			

Time on	Shirt No.	Name	▼ Green	■ Yellow	● Red
X	1	GARCIA SANCHEZ Maribel (GK)			
X	4	DUQUESNE MONTERO Yordalia			
X	5	PUNTES QUERALTA Yadira			
X	6	CAIROS PIEDRA Mirialis	24	30	
X	8	RIVAS TRUJILLO Daimi			
X	10	SERRANO MUSTELIER Aglais			
X	11	DRAKE TORRES Yanelis			
X	12	ROQUE ANGULO Greter			
X	13	MAYETA PEREZ Yodilaine			
X	14	DRAKE TORRES Yakelin (C)			
X	15	PEREZ ESTRADA Zenova			
	2	OLIVERA B. L (GK)			
57	3	CASAS GONZALEZ Yeny			
13	7	TEXIDO NORIS Arisleidis			
27	9	RAMOS PEREZ Brizaida			
13	16	IGLESIAS ALARCON Solienky			
Coach					

Team Manager	Signature
JENNINGS Steve (USA)	
Umpire	Signature
ASHTON-LUCY Julie (AUS)	
Judge	Signature
JOHNSON Margaret (CAN)	
Technical Officer	Signature
PIGRETTI Laura (ARG)	

Team Manager	Signature
JERA Hilario (CUB)	
Umpire	Signature
PEREZ CASTRO Maritza (URU)	
Judge	Signature
GRANATO Fernanda (BRA)	
Reserve Umpire	Signature
SANCHEZ Mercedes (ARG)	

Team	Minute	Shirt No.	Action	Score
USA	3	13	PC	1 - 0
USA	5	3	FG	2 - 0
USA	13	26	PC	3 - 0
USA	23	4	PC	4 - 0
USA	46	3	FG	5 - 0

Team	Minute	Shirt No.	Action	Score
USA	53	4	PC	6 - 0
USA	69	10	PC	7 - 0

Team	Minute	Shirt No.	Action	Score

Golden Goal

Remarks

Tournament Director - BUDEISKY Alberto (ARG)

Legend:	(C)	Captain	(GK)	GoalKeeper	FG	Field Goal	PC	Penalty Corner
	X	Starting Player						



Match Report

Informe del partido / Relatório da partida

Date **TUE 17 JUL 2007** Time **11:00** Pool **WB** Venue **Field Hockey Center** Pitch **1** Match No. **W10**

Result

AHO-Netherlands Antilles

Full Time	1 - 0
Halftime	0 - 0

CAN-Canada

Time on	Shirt No.	Name	▼ Green	■ Yellow	● Red
X	1	van de PAS Marlieke (GK)			
X	4	ELSEN Anne-Maaike			
X	5	NOORLANDER Theresia			
X	7	SCHREUDER Ernestina			
X	9	van NOORT Sophie			
X	10	de HAAS Anika			
X	11	PLANTENGA Juliette			
X	12	HINSKENS Maria			
X	13	ROELS Pauline			
X	15	JOOSTEN Floortje			
X	16	LUIRINK Ilse			
	2	WIEDIJK Eva (GK)			
28	3	van RUITEN Nienke (C)			
21	6	WELLENS Kiona			
	8	van DONK Sanne			
11	14	FESTEN Jamaine			
		Coach SWILDENS Bas			

Time on	Shirt No.	Name	▼ Green	■ Yellow	● Red
X	3	ANDERSON Megan			
X	6	KEDGLEY Philippa			
X	8	JAMESON Stephanie			
X	10	de PAPE Christine			
X	13	STEPHANIE Hume			
X	14	BAKER Katie	51		
X	15	LINTON Hilary			
X	18	BUKER Kim			
X	19	RUSHTON Andrea (C)			
X	22	MICHALUK Tiffany			
X	32	LIU Azelia (GK)			
13	1	O'HARA Cailie			
25	9	RUSHTON Katie			
	11	FORBES Sarah (GK)			
13	17	DICKINSON Marian			
12	27	LINTON Clare			
		Coach BELL Sally			

Team Manager	Signature
DÜLBERG Lothar (AHO)	
Umpire	Signature
IPARRAGUIRRE Soledad (ARG)	
Judge	Signature
TABO Katherine (URU)	
Technical Officer	Signature
PICHERY Maria (BER)	

Team Manager	Signature
DOIRON Sherry (CAN)	
Umpire	Signature
SIMMONS Emma (BER)	
Judge	Signature
CAMPOS Paulina (CHI)	
Reserve Umpire	Signature
SANCHEZ Mercedes (ARG)	

Team	Minute	Shirt No.	Action	Score
AHO	70	7	PC	1 - 0

Team	Minute	Shirt No.	Action	Score

Team	Minute	Shirt No.	Action	Score

Golden Goal

Remarks

Tournament Director - BUDEISKY Alberto (ARG)

Legend:	(C) Captain	(GK) GoalKeeper	PC Penalty Corner	X Starting Player
----------------	-------------	-----------------	-------------------	-------------------



Match Report

Informe del partido / Relatório da partida

Date **TUE 17 JUL 2007** Time **15:00** Pool **WA** Venue **Field Hockey Center** Pitch **1** Match No. **W11**

Result

ARG-Argentina

Full Time	6 - 0
Halftime	4 - 0

URU-Uruguay

Time on	Shirt No.	Name	▼ Green	■ Yellow	● Red
X	1	SUCCI M. Belen (GK)			
X	3	AICEGA Magdalena (C)			
X	7	GULLA Alejandra			
X	8	AYMAR Luciana			
X	11	REBECCHI Carla			
X	12	GONZALES OLIVA Mariana			
X	14	MARGALOT M. Mercedes			
X	16	MALOBERTI Daniela			
X	19	RUSSO Marine			
X	24	BURKART Claudia			
X	26	KANEVSKY Giselle			
11	4	LUCHETTI Rosario			
13	9	BOUZA Agustina			
36	18	VUKOJICIC Paola (GK)			
13	22	AGUIRRE Gabriela			
12	27	BARRIONUEVO M. Noel			
Coach		MINADEO Gabriel			

Time on	Shirt No.	Name	▼ Green	■ Yellow	● Red
X	1	FAZZIO Andrea (GK) (C)			
X	3	CERETTA M.Bettiana			
X	4	RASO Alessandra		24	
X	5	RIOS Mariana			
X	6	BUENO Patricia			
X	10	GIBERNAU Carolina	62		
X	11	SANGUINETTI M. Sofia			
X	13	DUPONT Veronica			
X	15	CASABO Virginia			
X	17	MUTILVA Carolina			
X	18	REBOLLO Eleonora			
12	7	ALGORTA Ma. Teresa			
17	8	CAMPOS Patricia			
15	9	BISIGNANO Ana Karina	22		
67	12	LERENA Mercedes (GK)			
21	14	BESSIÓ Virginia			
Coach		CASTILLO Sebastian			

Team Manager	Signature
PALMA Alejandra (ARG)	
Umpire	Signature
STEWART Wendy (CAN)	
Judge	Signature
GRANATO Fernanda (BRA)	
Technical Officer	Signature
CRAIG-ROUSS. Maureen (TRI)	

Team Manager	Signature
ELISSALDE Jean (URU)	
Umpire	Signature
McCLEAN Ayanna (TRI)	
Judge	Signature
TAKEDA Alicia (MEX)	
Reserve Umpire	Signature
HASSICK Amy (USA)	

Team	Minute	Shirt No.	Action	Score
ARG	2	16	FG	1 - 0
ARG	24	27	PS	2 - 0
ARG	29	11	FG	3 - 0
ARG	30	7	FG	4 - 0
ARG	61	7	FG	5 - 0

Team	Minute	Shirt No.	Action	Score
ARG	67	27	PS	6 - 0

Team	Minute	Shirt No.	Action	Score
Golden Goal				

Remarks

Tournament Director - BUDEISKY Alberto (ARG)

Legend:					
(C)	Captain	(GK)	GoalKeeper	FG	Field Goal
X	Starting Player			PS	Penalty Stroke

Match Report

Informe del partido / Relatório da partida

Date **TUE 17 JUL 2007** Time **17:00** Pool **WA** Venue **Field Hockey Center** Pitch **1** Match No. **W12**

Result

BRA-Brazil

Full Time	0 - 9
Halftime	0 - 3

CHI-Chile

Time on	Shirt No.	Name	▼ Green	■ Yellow	● Red
X	1	OLIVEIRA Lisandra (GK)			
X	2	BONIFACINO Mariana			
X	3	CABRAL Thalita			
X	4	NEVES Thayse			
X	5	BOOS Patricia (C)			
X	6	STEINHAUSER Ana			
X	7	MACHADO Tatiana			
X	9	BETOLAZA Helena			
X	10	KUMVICH Virginia			
X	11	DOMBROWICZ Djeniffer			
X	16	GONÇALVES Danielle			
6	8	ABREU Liz			
16	12	SANTOS Ana			
66	13	BERNARDES Andrea (GK)			
33	14	MORAES Tiene			
22	15	SILVA Michelle			
Coach		MARTINS JR Eduardo			

Time on	Shirt No.	Name	▼ Green	■ Yellow	● Red
X	3	SANCHEZ Andrea			
X	4	VILLAGRA Javiera			
X	5	INFANTE Paula			
X	6	WILSON Michelle (C)			
X	7	INFANTE Daniela			
X	8	GARCIA Carolina			
X	9	RODRIGUEZ Fernanda			
X	10	FERNANDEZ Maria Jose			
X	12	SCHÜLER Claudia (GK)			
X	13	WENZ Sandra			
X	15	CARAM Daniela			
	1	ABUD Constanza (GK)			
18	2	WALBAUM Sofia			
13	11	ALBERTZ Beatriz			
12	14	VARAS Carolina			
12	16	INFANTE Camila			
Coach		STEIN Ronald			

Team Manager	Signature
VON STAA Ricardo (BRA)	
Umpire	Signature
BRUNEKREEF Caroline (NED)	
Judge	Signature
TAKEDA Alicia (MEX)	
Technical Officer	Signature
JOHNSON Margaret (CAN)	

Team Manager	Signature
WENZ Sebastian (CHI)	
Umpire	Signature
JUDEFIND Stephanie Ann (USA)	
Judge	Signature
PICHERY Maria (BER)	
Reserve Umpire	Signature
HASSICK Amy (USA)	

Team	Minute	Shirt No.	Action	Score
CHI	6	7	FG	0 - 1
CHI	20	8	PC	0 - 2
CHI	31	11	PC	0 - 3
CHI	42	5	PC	0 - 4
CHI	45	13	PC	0 - 5

Team	Minute	Shirt No.	Action	Score
CHI	49	4	PC	0 - 6
CHI	56	11	FG	0 - 7
CHI	62	16	FG	0 - 8
CHI	67	7	FG	0 - 9

Team	Minute	Shirt No.	Action	Score
Golden Goal				

Remarks

Tournament Director - BUDEISKY Alberto (ARG)

Legend:					
(C)	Captain	(GK)	GoalKeeper	FG	Field Goal
X	Starting Player			PC	Penalty Corner

Match Report

Informe del partido / Relatório da partida

Date **THU 19 JUL 2007** Time **09:00** Pool **WB** Venue **Field Hockey Center** Pitch **1** Match No. **W17**

Result

CUB-Cuba

Full Time	0 - 0
Halftime	0 - 0

AHO-Netherlands Antilles

Time on	Shirt No.	Name	▼ Green	■ Yellow	● Red
X	1	GARCIA SANCHEZ Maribel (GK)			
X	4	DUQUESNE MONTERO Yordalia			
X	5	PUENTES QUERALTA Yadira			
X	6	CAIROS PIEDRA Mirialis			
X	8	RIVAS TRUJILLO Daimi			
X	10	SERRANO MUSTELIER Aglais			
X	11	DRAKE TORRES Yanelis			
X	12	ROQUE ANGULO Greter			
X	13	MAYETA PEREZ Yodilaine			
X	14	DRAKE TORRES Yakelin (C)			
X	15	PEREZ ESTRADA Zenova	51		
	2	OLIVERA B. L (GK)			
44	3	CASAS GONZALEZ Yoney			
27	7	TEXIDO NORIS Arisleidis			
21	9	RAMOS PEREZ Brizaida			
10	16	IGLESIAS ALARCON Solienky			
Coach					

Time on	Shirt No.	Name	▼ Green	■ Yellow	● Red
X	1	van de PAS Marlieke (GK)			
X	4	ELSEN Anne-Maaike			
X	5	NOORLANDER Theresia	24		
X	7	SCHREUDER Ernestina	47		
X	9	van NOORT Sophie			
X	10	de HAAS Anika			
X	11	PLANTENGA Juliette			
X	12	HINSKENS Maria			
X	13	ROELS Pauline			
X	15	JOOSTEN Floortje			
X	16	LUIRINK Ilse			
	2	WIEDIJK Eva (GK)			
19	3	van RUITEN Nienke (C)			
	6	WELLENS Kiona			
33	8	van DONK Sanne			
15	14	FESTEN Jamaine			
Coach		SWILDENS Bas			

Team Manager	Signature
JERA Hilario (CUB)	
Umpire	Signature
ASHTON-LUCY Julie (AUS)	
Judge	Signature
CAMPOS Paulina (CHI)	
Technical Officer	Signature
PICHERY Maria (BER)	

Team Manager	Signature
DÜLBERG Lothar (AHO)	
Umpire	Signature
SANCHEZ Mercedes (ARG)	
Judge	Signature
JOHNSON Margaret (CAN)	
Reserve Umpire	Signature
PEREZ Maritza (URU)	

Team	Minute	Shirt No.	Action	Score

Team	Minute	Shirt No.	Action	Score

Team	Minute	Shirt No.	Action	Score
Golden Goal				

Remarks

Tournament Director - BUDEISKY Alberto (ARG)

Legend:				
(C)	Captain	(GK)	GoalKeeper	X
				Starting Player



Match Report

Informe del partido / Relatório da partida

Date **THU 19 JUL 2007** Time **11:00** Pool **WB** Venue **Field Hockey Center** Pitch **1** Match No. **W18**

Result

USA-United States of America

Full Time	6 - 0
Halftime	3 - 0

CAN-Canada

Time on	Shirt No.	Name	▼ Green	■ Yellow	● Red
X	3	LOY Angie			
X	4	DOTON Kelly			
X	8	DAWSON Rachel			
X	10	SNOW Tiffany			
X	13	SMITH Keli			
X	17	LINGO Carrie			
X	22	BARBER Kate (C)	38		
X	25	TRAN Amy (GK)			
X	26	BASHORE Kayla			
X	27	CRANDALL Lauren			
X	28	POWLEY Lauren			
18	2	LEONETTI Melissa			
18	9	DAWSON Sarah			
13	15	SENSENEG Dana			
25	18	KASOLD Michelle			
19	23	FALGOWSKI Katelyn			
Coach		BODIMEADE Lee			

Time on	Shirt No.	Name	▼ Green	■ Yellow	● Red
X	1	O'HARA Cailie			
X	3	ANDERSON Megan			
X	8	JAMESON Stephanie (C)			
X	9	RUSHTON Katie			
X	10	de PAPE Christine			
X	11	FORBES Sarah (GK)			
X	13	STEPHANIE Hume			
X	18	BUKER Kim			
X	19	RUSHTON Andrea			
X	22	MICHALUK Tiffany			
X	27	LINTON Clare			
12	6	KEDGLEY Philippa			
15	14	BAKER Katie			
21	15	LINTON Hilary			
26	17	DICKINSON Marian			
	32	LIU Azelia (GK)			
Coach		BELL Sally			

Team Manager JENNINGS Steve (USA)	Signature
Umpire McCLEAN Ayanna (TRI)	Signature
Judge TAKEDA Alicia (MEX)	Signature
Technical Officer PIGRETTI Laura (ARG)	Signature

Team Manager DOIRON Sherry (CAN)	Signature
Umpire IPARRAGUIRRE Soledad (ARG)	Signature
Judge TABO Katherine (URU)	Signature
Reserve Umpire PEREZ Maritza (URU)	Signature

Team	Minute	Shirt No.	Action	Score
USA	10	17	PC	1 - 0
USA	21	22	FG	2 - 0
USA	29	22	FG	3 - 0
USA	42	4	PC	4 - 0
USA	47	10	FG	5 - 0

Team	Minute	Shirt No.	Action	Score
USA	58	15	PC	6 - 0

Team	Minute	Shirt No.	Action	Score

Golden Goal

Remarks

Tournament Director - BUDEISKY Alberto (ARG)

Legend:	(C) Captain	(GK) GoalKeeper	FG Field Goal	PC Penalty Corner
X	Starting Player			



Field Hockey Center
Centro de Hockey sobre Cesped
Centro de Hoquei sobre Grama

19 JUL 2007
15:00

Field Hockey
Hockey sobre Cesped / Hoquei sobre Grama

Women
Femenino / Feminino

POOL WA - MATCH W19
GRUPO WA - PARTIDO W19 / GRUPO WA - PARTIDA W19

Match Report

Informe del partido / Relatório da partida

Date **THU 19 JUL 2007** Time **15:00** Pool **WA** Venue **Field Hockey Center** Pitch **1** Match No. **W19**

Result

URU-Uruguay

Full Time	8 - 0
Halftime	5 - 0

BRA-Brazil

Time on	Shirt No.	Name	▼ Green	■ Yellow	● Red
X	1	FAZZIO Andrea (GK) (C)			
X	3	CERETTA M.Bettiana	58		
X	4	RASO Alessandra			
X	5	RIOS Mariana			
X	6	BUENO Patricia			
X	10	GIBERNAU Carolina			
X	13	DUPONT Veronica			
X	14	BESSIÓ Virginia			
X	15	CASABO Virginia			
X	17	MUTILVA Carolina			
X	18	REBOLLO Eleonora			
13	7	ALGORTA Ma. Teresa			
17	8	CAMPOS Patricia			
18	9	BISIGNANO Ana Karina			
20	11	SANGUINETTI M. Sofia			
	12	LERENA Mercedes (GK)			
Coach		CASTILLO Sebastian			

Time on	Shirt No.	Name	▼ Green	■ Yellow	● Red
X	1	OLIVEIRA Lisandra (GK)			
X	2	BONIFACINO Mariana			
X	3	CABRAL Thalita			
X	4	NEVES Thyse			
X	5	BOOS Patricia (C)			
X	7	MACHADO Tatiana			
X	8	ABREU Liz			
X	9	BETOLAZA Helena			
X	10	KUMVICH Virginia			
X	11	DOMBROWICZ Djeniffer			
X	16	GONÇALVES Danielle			
29	6	STEINHAUSER Ana			
8	12	SANTOS Ana			
	13	BERNARDES Andrea (GK)			
	14	MORAES Tiene			
27	15	SILVA Michelle			
Coach		MARTINS JR Eduardo			

Team Manager	Signature
ELISSALDE Jean (URU)	
Umpire	Signature
SIMMONS Emma (BER)	
Judge	Signature
PICHERY Maria (BER)	
Technical Officer	Signature
JOHNSON Margaret (CAN)	

Team Manager	Signature
VON STAA Ricardo (BRA)	
Umpire	Signature
JUDEFIND Stephanie Ann (USA)	
Judge	Signature
CAMPOS Paulina (CHI)	
Reserve Umpire	Signature
STEWART Wendy (CAN)	

Team	Minute	Shirt No.	Action	Score
URU	2	15	PC	1 - 0
URU	7	13	FG	2 - 0
URU	21	9	FG	3 - 0
URU	22	17	PC	4 - 0
URU	32	14	PC	5 - 0

Team	Minute	Shirt No.	Action	Score
URU	38	3	PC	6 - 0
URU	43	15	PC	7 - 0
URU	49	15	PC	8 - 0

Team	Minute	Shirt No.	Action	Score
Golden Goal				

Remarks

Tournament Director - BUDEISKY Alberto (ARG)

Legend:							
(C)	Captain	(GK)	GoalKeeper	FG	Field Goal	PC	Penalty Corner
X	Starting Player						



Match Report

Informe del partido / Relatório da partida

Date **THU 19 JUL 2007** Time **17:00** Pool **WA** Venue **Field Hockey Center** Pitch **1** Match No. **W20**

Result

ARG-Argentina

Full Time	2 - 1
Halftime	0 - 1

CHI-Chile

Time on	Shirt No.	Name	▼ Green	■ Yellow	● Red
X	3	AICEGA Magdalena (C)	18		
X	4	LUCHETTI Rosario			
X	7	GULLA Alejandra			
X	8	AYMAR Luciana			
X	11	REBECCHI Carla			
X	12	GONZALES OLIVA Mariana			
X	14	MARGALOT M. Mercedes			
X	16	MALOBERTI Daniela			
X	18	VUKOJICIC Paola (GK)			
X	24	BURKART Claudia			
X	27	BARRIONUEVO M. Noel			
	1	SUCCI M. Belen (GK)			
9	9	BOUZA Agustina			
11	19	RUSSO Marine			
12	22	AGUIRRE Gabriela			
15	26	KANEVSKY Giselle			
Coach		MINADEO Gabriel			

Time on	Shirt No.	Name	▼ Green	■ Yellow	● Red
X	2	WALBAUM Sofia			
X	3	SANCHEZ Andrea			
X	4	VILLAGRA Javiera			
X	5	INFANTE Paula			
X	6	WILSON Michelle (C)			
X	7	INFANTE Daniela			
X	8	GARCIA Carolina			
X	10	FERNANDEZ Maria Jose			
X	12	SCHÜLER Claudia (GK)			
X	15	CARAM Daniela			
X	16	INFANTE Camila			
36	1	ABUD Constanza (GK)			
10	9	RODRIGUEZ Fernanda			
12	11	ALBERTZ Beatriz			
21	13	WENZ Sandra			
10	14	VARAS Carolina			
Coach		STEIN Ronald			

Team Manager PALMA Alejandra (ARG)	Signature
Umpire BRUNEKREEF Caroline (NED)	Signature
Judge GRANATO Fernanda (BRA)	Signature
Technical Officer CRAIG-ROUSS. Maureen (TRI)	Signature

Team Manager WENZ Sebastian (CHI)	Signature
Umpire HASSICK Amy (USA)	Signature
Judge TAKEDA Alicia (MEX)	Signature
Reserve Umpire STEWART Wendy (CAN)	Signature

Team	Minute	Shirt No.	Action	Score
CHI	24	5	PC	0 - 1
ARG	48	8	FG	1 - 1
ARG	64	8	FG	2 - 1

Team	Minute	Shirt No.	Action	Score

Team	Minute	Shirt No.	Action	Score

Golden Goal

Remarks

Tournament Director - BUDEISKY Alberto (ARG)

Legend:	(C) Captain	(GK) GoalKeeper	FG Field Goal	PC Penalty Corner
X	Starting Player			



Match Report

Informe del partido / Relatório da partida

Date **SAT 21 JUL 2007** Time **09:00** Classification **5 - 8** Venue **Field Hockey Center** Pitch **1** Match No. **W25**

Result

URU-Uruguay

Full Time	0 - 3
Halftime	0 - 2

CAN-Canada

Time on	Shirt No.	Name	▼ Green	■ Yellow	● Red
X	1	FAZZIO Andrea (GK) (C)			
X	3	CERETTA M.Bettiana			
X	4	RASO Alessandra			
X	5	RIOS Mariana			
X	6	BUENO Patricia			
X	8	CAMPOS Patricia			
X	10	GIBERNAU Carolina			
X	11	SANGUINETTI M. Sofia			
X	15	CASABO Virginia	40		
X	17	MUTILVA Carolina			
X	18	REBOLLO Eleonora			
16	7	ALGORTA Ma. Teresa			
15	9	BISIGNANO Ana Karina			
65	12	LERENA Mercedes (GK)			
10	13	DUPONT Veronica			
20	14	BESSIÓ Virginia			
Coach		CASTILLO Sebastian			

Time on	Shirt No.	Name	▼ Green	■ Yellow	● Red
X	3	ANDERSON Megan			
X	6	KEDGLEY Philippa			
X	8	JAMESON Stephanie			
X	9	RUSHTON Katie			
X	10	de PAPE Christine			
X	13	STEPHANIE Hume			
X	18	BUKER Kim			
X	19	RUSHTON Andrea (C)			
X	22	MICHALUK Tiffany			
X	27	LINTON Clare			
X	32	LIU Azelia (GK)			
10	1	O'HARA Cailie			
	11	FORBES Sarah (GK)			
12	14	BAKER Katie			
20	15	LINTON Hilary			
15	17	DICKINSON Marian			
Coach		BELL Sally			

Team Manager	Signature
ELISSALDE Jean (URU)	
Umpire	Signature
SANCHEZ Mercedes (ARG)	
Judge	Signature
GRANATO Fernanda (BRA)	
Technical Officer	Signature
PICHERY Maria (BER)	

Team Manager	Signature
DOIRON Sherry (CAN)	
Umpire	Signature
SIMMONS Emma (BER)	
Judge	Signature
CAMPOS Paulina (CHI)	
Reserve Umpire	Signature
McCLEAN Ayanna (TRI)	

Team	Minute	Shirt No.	Action	Score
CAN	22	14	PC	0 - 1
CAN	35	9	PC	0 - 2
CAN	45	19	FG	0 - 3

Team	Minute	Shirt No.	Action	Score

Team	Minute	Shirt No.	Action	Score
Golden Goal				

Remarks

Tournament Director - BUDEISKY Alberto (ARG)

Legend:					
(C)	Captain	(GK)	GoalKeeper	FG	Field Goal
X	Starting Player			PC	Penalty Corner



Match Report

Informe del partido / Relatório da partida

Date **SAT 21 JUL 2007** Time **11:30** Classification **5 - 8** Venue **Field Hockey Center** Pitch **1** Match No. **W26**

Result

CUB-Cuba

Full Time	7 - 0
Halftime	2 - 0

BRA-Brazil

Time on	Shirt No.	Name	▼ Green	■ Yellow	● Red
X	1	GARCIA SANCHEZ Maribel (GK)			
X	4	DUQUESNE MONTERO Yordalia			
X	5	PUNTES QUERALTA Yadira			
X	6	CAIROS PIEDRA Mirialis			
X	7	TEXIDO NORIS Arisleidis			
X	8	RIVAS TRUJILLO Daimi			
X	10	SERRANO MUSTELIER Aglais			
X	11	DRAKE TORRES Yanelis			
X	12	ROQUE ANGULO Greter			
X	13	MAYETA PEREZ Yodilaine			
X	14	DRAKE TORRES Yakelin (C)			
36	2	OLIVERA B. L (GK)			
20	3	CASAS GONZALEZ Yenev	67		
19	9	RAMOS PEREZ Brizaida			
14	15	PEREZ ESTRADA Zenova			
14	16	IGLESIAS ALARCON Solienky			
Coach					

Time on	Shirt No.	Name	▼ Green	■ Yellow	● Red
X	1	OLIVEIRA Lisandra (GK)			
X	2	BONIFACINO Mariana			
X	3	CABRAL Thalita			
X	4	NEVES Thayse			
X	5	BOOS Patricia (C)			
X	7	MACHADO Tatiana	53		
X	8	ABREU Liz			
X	9	BETOLAZA Helena			
X	10	KUMVICH Virginia			
X	11	DOMBROWICZ Djeniffer			
X	16	GONÇALVES Danielle			
15	6	STEINHAUSER Ana			
14	12	SANTOS Ana			
	13	BERNARDES Andrea (GK)			
19	14	MORAES Tiene			
34	15	SILVA Michelle			
Coach		MARTINS JR Eduardo			

Team Manager Signature: JERA Hilario (CUB)

Umpire Signature: PEREZ Maritza (URU)

Judge Signature: TAKEDA Alicia (MEX)

Technical Officer Signature: JOHNSON Margaret (CAN)

Team Manager Signature: VON STAA Ricardo (BRA)

Umpire Signature: HASSICK Amy (USA)

Judge Signature: TABO Katherine (URU)

Reserve Umpire Signature: JUDEFIND Stephanie Ann (USA)

Team	Minute	Shirt No.	Action	Score
CUB	8	12	FG	1 - 0
CUB	30	12	FG	2 - 0
CUB	37	15	FG	3 - 0
CUB	38	11	FG	4 - 0
CUB	42	14	FG	5 - 0

Team	Minute	Shirt No.	Action	Score
CUB	62	3	FG	6 - 0
CUB	70	12	PC	7 - 0

Team	Minute	Shirt No.	Action	Score

Remarks

Tournament Director - BUDEISKY Alberto (ARG)

Legend:	(C)	Captain	(GK)	GoalKeeper	FG	Field Goal	PC	Penalty Corner
	X	Starting Player						

Match Report

Informe del partido / Relatório da partida

Date **SAT 21 JUL 2007** Time **14:30** Classification **1 - 4** Venue **Field Hockey Center** Pitch **1** Match No. **W27**

Result

ARG-Argentina

Full Time	3 - 0
Halftime	2 - 0

AHO-Netherlands Antilles

Time on	Shirt No.	Name	▼ Green	■ Yellow	● Red
X	3	AICEGA Magdalena (C)			
X	7	GULLA Alejandra			
X	8	AYMAR Luciana			
X	11	REBECCHI Carla			
X	12	GONZALES OLIVA Mariana			
X	16	MALOBERTI Daniela			
X	18	VUKOJICIC Paola (GK)			
X	19	RUSSO Marine			
X	24	BURKART Claudia			
X	26	KAÑEVSKY Giselle		31	
X	27	BARRIONUEVO M. Noel			
	1	SUCCI M. Belen (GK)			
9	4	LUCHETTI Rosario			
8	9	BOUZA Agustina			
9	14	MARGALOT M. Mercedes	56		
8	22	AGUIRRE Gabriela			
		Coach MINADEO Gabriel			

Time on	Shirt No.	Name	▼ Green	■ Yellow	● Red
X	1	van de PAS Marlieke (GK)			
X	5	NOORLANDER Theresia	65		
X	6	WELLENS Kiona			
X	7	SCHREUDER Ernestina			
X	9	van NOORT Sophie			
X	10	de HAAS Anika			
X	11	PLANTENGA Juliette			
X	12	HINSKENS Maria			
X	13	ROELS Pauline			
X	15	JOOSTEN Floortje			
X	16	LUIRINK Ilse			
	2	WIEDIJK Eva (GK)			
11	3	van RUITEN Nienke (C)			
11	4	ELSEN Anne-Maaike			
19	8	van DONK Sanne			
20	14	FESTEN Jamaine			
		Coach SWILDENS Bas			

Team Manager	Signature
PALMA Alejandra (ARG)	
Umpire	Signature
ASHTON-LUCY Julie (AUS)	
Judge	Signature
CAMPOS Paulina (CHI)	
Technical Officer	Signature
CRAIG-ROUSS. Maureen (TRI)	

Team Manager	Signature
DÜLBERG Lothar (AHO)	
Umpire	Signature
STEWART Wendy (CAN)	
Judge	Signature
PICHERY Maria (BER)	
Reserve Umpire	Signature
SIMMONS Emma (BER)	

Team	Minute	Shirt No.	Action	Score
ARG	6	8	FG	1 - 0
ARG	8	7	PC	2 - 0
ARG	70	27	PC	3 - 0

Team	Minute	Shirt No.	Action	Score

Team	Minute	Shirt No.	Action	Score

Golden Goal

Remarks

Tournament Director - BUDEISKY Alberto (ARG)

Legend:					
(C)	Captain	(GK)	GoalKeeper	FG	Field Goal
X	Starting Player			PC	Penalty Corner



Match Report

Informe del partido / Relatório da partida

Date **SAT 21 JUL 2007** Time **17:00** Classification **1 - 4** Venue **Field Hockey Center** Pitch **1** Match No. **W28**

Result

USA-United States of America	Full Time	4 - 1	CHI-Chile
	Halftime	0 - 1	

Time on	Shirt No.	Name	▼ Green	■ Yellow	● Red
X	3	LOY Angie			
X	4	DOTON Kelly			
X	8	DAWSON Rachel			
X	10	SNOW Tiffany			
X	13	SMITH Keli	18		
X	17	LINGO Carrie			
X	22	BARBER Kate (C)			
X	25	TRAN Amy (GK)			
X	26	BASHORE Kayla			
X	27	CRANDALL Lauren			
X	28	POWLEY Lauren			
15	2	LEONETTI Melissa			
20	9	DAWSON Sarah			
11	15	SENSENIK Dana			
62	18	KASOLD Michelle			
22	23	FALGOWSKI Katelyn			
Coach		BODIMEADE Lee			

Time on	Shirt No.	Name	▼ Green	■ Yellow	● Red
X	1	ABUD Constanza (GK)			
X	2	WALBAUM Sofia			
X	3	SANCHEZ Andrea			
X	4	VILLAGRA Javiera			
X	5	INFANTE Paula			
X	6	WILSON Michelle (C)			
X	7	INFANTE Daniela	53		
X	8	GARCIA Carolina			
X	9	RODRIGUEZ Fernanda			
X	10	FERNANDEZ Maria Jose			
X	15	CARAM Daniela			
10	11	ALBERTZ Beatriz			
	12	SCHÜLER Claudia (GK)			
59	13	WENZ Sandra			
10	14	VARAS Carolina			
8	16	INFANTE Camila			
Coach		STEIN Ronald			

Team Manager JENNINGS Steve (USA)	Signature
Umpire BRUNEKREEF Caroline (NED)	Signature
Judge TABO Katherine (URU)	Signature
Technical Officer PIGRETTI Laura (ARG)	Signature

Team Manager WENZ Sebastian (CHI)	Signature
Umpire IPARRAGUIRRE Soledad (ARG)	Signature
Judge JOHNSON Margaret (CAN)	Signature
Reserve Umpire PEREZ Maritza (URU)	Signature

Team	Minute	Shirt No.	Action	Score
CHI	35	7	FG	0 - 1
USA	49	10	PC	1 - 1
USA	50	3	FG	2 - 1
USA	55	17	FG	3 - 1
USA	56	13	FG	4 - 1

Team	Minute	Shirt No.	Action	Score

Team	Minute	Shirt No.	Action	Score

Golden Goal

Remarks

Tournament Director - BUDEISKY Alberto (ARG)

Legend:	(C)	Captain	(GK)	GoalKeeper	FG	Field Goal	PC	Penalty Corner
	X	Starting Player						



Match Report

Informe del partido / Relatório da partida

Date: TUE 24 JUL 2007 **Time:** 09:00 **Classification:** 7 - 8 **Venue:** Field Hockey Center **Pitch:** 1 **Match No.:** W33

Result

URU-Uruguay

Full Time	8 - 0
Halftime	4 - 0

BRA-Brazil

Time on	Shirt No.	Name	▼ Green	■ Yellow	● Red
X	1	FAZZIO Andrea (GK) (C)			
X	3	CERETTA M.Bettiana			
X	4	RASO Alessandra			
X	6	BUENO Patricia			
X	7	ALGORTA Ma. Teresa			
X	8	CAMPOS Patricia			
X	10	GIBERNAU Carolina			
X	14	BESSIÓ Virginia			
X	15	CASABO Virginia			
X	17	MUTILVA Carolina			
X	18	REBOLLO Eleonora			
49	5	RIOS Mariana			
14	9	BISIGNANO Ana Karina			
14	11	SANGUINETTI M. Sofia			
36	12	LERENA Mercedes (GK)			
10	13	DUPONT Veronica			
Coach		CASTILLO Sebastian			

Time on	Shirt No.	Name	▼ Green	■ Yellow	● Red
X	1	OLIVEIRA Lisandra (GK)			
X	2	BONIFACINO Mariana			
X	3	CABRAL Thalita			
X	4	NEVES Thayse			
X	5	BOOS Patricia (C)			
X	6	STEINHAUSER Ana			
X	7	MACHADO Tatiana			
X	9	BETOLAZA Helena			
X	10	KUMVICH Virginia			
X	11	DOMBROWICZ Djeniffer			
X	12	SANTOS Ana			
32	8	ABREU Liz			
36	13	BERNARDES Andrea (GK)			
	14	MORAES Tiene			
23	15	SILVA Michelle			
35	16	GONÇALVES Danielle			
Coach		MARTINS JR Eduardo			

Team Manager ELISSALDE Jean (URU)	Signature _____
Umpire McCLEAN Ayanna (TRI)	Signature _____
Judge TAKEDA Alicia (MEX)	Signature _____
Technical Officer JOHNSON Margaret (CAN)	Signature _____

Team Manager VON STAA Ricardo (BRA)	Signature _____
Umpire SIMMONS Emma (BER)	Signature _____
Judge CAMPOS Paulina (CHI)	Signature _____
Reserve Umpire HASSICK Amy (USA)	Signature _____

Team	Minute	Shirt No.	Action	Score
URU	6	14	FG	1 - 0
URU	13	14	PC	2 - 0
URU	35	13	FG	3 - 0
URU	35	15	FG	4 - 0
URU	40	17	FG	5 - 0

Team	Minute	Shirt No.	Action	Score
URU	41	14	PC	6 - 0
URU	51	9	FG	7 - 0
URU	60	11	FG	8 - 0

Team	Minute	Shirt No.	Action	Score
Golden Goal				

Remarks

Tournament Director - BUDEISKY Alberto (ARG)

Legend:	(C) Captain	(GK) GoalKeeper	FG Field Goal	PC Penalty Corner
X	Starting Player			



Match Report

Informe del partido / Relatório da partida

Date **TUE 24 JUL 2007** Time **11:30** Classification **5 - 6** Venue **Field Hockey Center** Pitch **1** Match No. **W34**

Result

CAN-Canada

Full Time	3 - 2
Halftime	1 - 1

CUB-Cuba

Time on	Shirt No.	Name	▼ Green	■ Yellow	● Red
X	3	ANDERSON Megan			
X	8	JAMESON Stephanie			
X	10	de PAPE Christine			
X	11	FORBES Sarah (GK)			
X	13	STEPHANIE Hume			
X	14	BAKER Katie			
X	17	DICKINSON Marian			
X	18	BUKER Kim			
X	19	RUSHTON Andrea (C)			
X	22	MICHALUK Tiffany			
X	27	LINTON Clare			
13	1	O'HARA Cailie			
22	6	KEDGLEY Philippa			
21	9	RUSHTON Katie			
9	15	LINTON Hilary			
	32	LIU Azelia (GK)			
Coach		BELL Sally			

Time on	Shirt No.	Name	▼ Green	■ Yellow	● Red
X	1	GARCIA SANCHEZ Maribel (GK)			
X	4	DUQUESNE MONTERO Yordalia			
X	5	PUNTES QUERALTA Yadira			
X	6	CAIROS PIEDRA Mirialis			
X	7	TEXIDO NORIS Arisleidis			
X	8	RIVAS TRUJILLO Daimi			
X	10	SERRANO MUSTELIER Aglais	39		
X	11	DRAKE TORRES Yanelis			
X	12	ROQUE ANGULO Greter			
X	13	MAYETA PEREZ Yodilaine			
X	14	DRAKE TORRES Yakelin (C)			
	2	OLIVERA B. L (GK)			
	3	CASAS GONZALEZ Yeny			
21	9	RAMOS PEREZ Brizaida			
7	15	PEREZ ESTRADA Zenova			
21	16	IGLESIAS ALARCON Solienky			
Coach		AROQUE Eduardo			

Team Manager	Signature
DOIRON Sherry (CAN)	
Umpire	Signature
PEREZ Maritza (URU)	
Judge	Signature
GRANATO Fernanda (BRA)	
Technical Officer	Signature
PICHERY Maria (BER)	

Team Manager	Signature
JERA Hilario (CUB)	
Umpire	Signature
JUDEFIND Stephanie Ann (USA)	
Judge	Signature
TABO Katherine (URU)	
Reserve Umpire	Signature
SANCHEZ Mercedes (ARG)	

Team	Minute	Shirt No.	Action	Score
CUB	4	10	FG	0 - 1
CAN	26	22	PC	1 - 1
CUB	46	14	FG	1 - 2
CAN	49	22	PC	2 - 2
CAN	62	19	PS	3 - 2

Team	Minute	Shirt No.	Action	Score

Team	Minute	Shirt No.	Action	Score
Golden Goal				

Remarks

Tournament Director - BUDEISKY Alberto (ARG)

Legend:					
(C)	Captain	(GK)	GoalKeeper	FG	Field Goal
PS	Penalty Stroke	X	Starting Player	PC	Penalty Corner



Match Report

Informe del partido / Relatório da partida

Date **TUE 24 JUL 2007** Time **14:30** Classification **3 - 4** Venue **Field Hockey Center** Pitch **1** Match No. **W35**

Result

AHO-Netherlands Antilles

CHI-Chile

Full Time	1 - 1
Halftime	0 - 0
Extra Time	2 - 1

Time on	Shirt No.	Name	▼ Green	■ Yellow	● Red
X	1	van de PAS Marlieke (GK)			
X	5	NOORLANDER Theresia			
X	6	WELLENS Kiona			
X	7	SCHREUDER Ernestina	42		
X	9	van NOORT Sophie			
X	10	de HAAS Anika			
X	11	PLANTENGA Juliette			
X	12	HINSKENS Maria			
X	13	ROELS Pauline			
X	15	JOOSTEN Floortje			
X	16	LUIRINK Ilse			
	2	WIEDIJK Eva (GK)			
10	3	van RUITEN Nienke (C)			
10	4	ELSEN Anne-Maaike			
21	8	van DONK Sanne			
23	14	FESTEN Jamaine			
		Coach SWILDENS Bas			

Time on	Shirt No.	Name	▼ Green	■ Yellow	● Red
X	1	ABUD Constanza (GK)			
X	2	WALBAUM Sofia	70		
X	3	SANCHEZ Andrea			
X	4	VILLAGRA Javiera			
X	5	INFANTE Paula			
X	6	WILSON Michelle (C)	42		
X	7	INFANTE Daniela			
X	8	GARCIA Carolina			
X	9	RODRIGUEZ Fernanda			
X	10	FERNANDEZ Maria Jose			
X	15	CARAM Daniela			
8	11	ALBERTZ Beatriz			
	12	SCHÜLER Claudia (GK)			
25	13	WENZ Sandra			
8	14	VARAS Carolina			
13	16	INFANTE Camila			
		Coach STEIN Ronald			

Team Manager	Signature
DÜLBERG Lothar (AHO)	
Umpire	Signature
SANCHEZ Mercedes (ARG)	
Judge	Signature
PICHERY Maria (BER)	
Technical Officer	Signature
PIGRETTI Laura (ARG)	

Team Manager	Signature
WENZ Sebastian (CHI)	
Umpire	Signature
STEWART Wendy (CAN)	
Judge	Signature
TABO Katherine (URU)	
Reserve Umpire	Signature
SIMMONS Emma (BER)	

Team	Minute	Shirt No.	Action	Score
CHI	43	15	FG	0 - 1
AHO	66	15	FG	1 - 1

Team	Minute	Shirt No.	Action	Score

Team	Minute	Shirt No.	Action	Score
Golden Goal				
AHO	79	11	FG	2 - 1

Remarks

Tournament Director - BUDEISKY Alberto (ARG)

Legend:	(C) Captain	(GK) GoalKeeper	FG Field Goal	X Starting Player
----------------	-------------	-----------------	---------------	-------------------



Match Report

Informe del partido / Relatório da partida

Date: **TUE 24 JUL 2007** Time: **17:00** Classification: **1 - 2** Venue: **Field Hockey Center** Pitch: **1** Match No.: **W36**

Result

ARG-Argentina

Full Time	4 - 2
Halftime	0 - 1

USA-United States of America

Time on	Shirt No.	Name	▼ Green	■ Yellow	● Red
X	3	AICEGA Magdalena (C)			
X	7	GULLA Alejandra	39		
X	8	AYMAR Luciana			
X	11	REBECCHI Carla			
X	12	GONZALES OLIVA Mariana			
X	14	MARGALOT M. Mercedes			
X	16	MALOBERTI Daniela			
X	18	VUKOJICIC Paola (GK)			
X	19	RUSSO Marine	59		
X	24	BURKART Claudia			
X	27	BARRIONUEVO M. Noel			
	1	SUCCI M. Belen (GK)			
11	4	LUCHETTI Rosario			
11	9	BOUZA Agustina			
16	22	AGUIRRE Gabriela			
53	26	KAÑEVSKY Giselle			
		Coach: MINADEO Gabriel			

Time on	Shirt No.	Name	▼ Green	■ Yellow	● Red
X	3	LOY Angie			
X	4	DOTON Kelly			
X	8	DAWSON Rachel	23/34		
X	10	SNOW Tiffany			
X	13	SMITH Keli			
X	17	LINGO Carrie			
X	22	BARBER Kate (C)			
X	25	TRAN Amy (GK)			
X	26	BASHORE Kayla			
X	27	CRANDALL Lauren			
X	28	POWLEY Lauren			
14	2	LEONETTI Melissa			
70	9	DAWSON Sarah			
14	15	SENENIG Dana			
70	18	KASOLD Michelle			
18	23	FALGOWSKI Katelyn			
		Coach: BODIMEADE Lee			

Team Manager	Signature
PALMA Alejandra (ARG)	
Umpire	Signature
ASHTON-LUCY Julie (AUS)	
Judge	Signature
JOHNSON Margaret (CAN)	
Technical Officer	Signature
CRAIG-ROUSS. Maureen (TRI)	

Team Manager	Signature
JENNINGS Steve (USA)	
Umpire	Signature
BRUNEKREEF Caroline (NED)	
Judge	Signature
CAMPOS Paulina (CHI)	
Reserve Umpire	Signature
STEWART Wendy (CAN)	

Team	Minute	Shirt No.	Action	Score
USA	33	10	PC	0 - 1
ARG	38	7	FG	1 - 1
ARG	49	4	FG	2 - 1
ARG	52	9	FG	3 - 1
ARG	55	24	PC	4 - 1

Team	Minute	Shirt No.	Action	Score
USA	58	4	PC	4 - 2

Team	Minute	Shirt No.	Action	Score
Golden Goal				

Remarks

Tournament Director - BUDEISKY Alberto (ARG)

Legend:					
(C)	Captain	(GK)	GoalKeeper	FG	Field Goal
X	Starting Player			PC	Penalty Corner

Match Highlights

Destaque de los partidos / Destaques da partida

CHI - Chile		Final score 6-0		URU - Uruguay	
		Weather Conditions		Sunny, 26C, Humidity 80%	
Umpires	ASHTON-LUCY Julie (AUS)	SIMMONS Emma (BER)	Reserve Umpire	JUDEFIND Stephanie Ann (USA)	

Match Statistics

CHI	Goals/Shots				Cards			
	Total	%	FG	PC	PS	G	Y	R
Coach: STEIN Ronald								
1 ABUD Constanza (GK)								
2 WALBAUM Sofia								
3 SANCHEZ Andrea								
4 VILLAGRA Javiera								
5 INFANTE Paula	0/2	0	0/1	0/1				
6 WILSON Michelle (C)								
7 INFANTE Daniela	2/2	100	2/2					
8 GARCIA Carolina	2/4	50	0/1	2/3				
9 RODRIGUEZ Fernanda	1/1	100	1/1					
10 FERNANDEZ Maria Jose								
11 ALBERTZ Beatriz								
12 SCHÜLER Claudia (GK)								
13 WENZ Sandra								
14 VARAS Carolina								
15 CARAM Daniela	1/1	100	1/1					
16 INFANTE Camila								
Totals	6/10	60	4/6	2/4				

URU	Goals/Shots				Cards			
	Total	%	FG	PC	PS	G	Y	R
Coach: CASTILLO Sebastian								
1 FAZZIO Andrea (C) (GK)								
3 CERETTA M.Bettiana	0/1	0			0/1			
4 RASO Alessandra								
5 RIOS Mariana								
6 BUENO Patricia								
7 ALGORTA Ma. Teresa	0/1	0	0/1					
8 CAMPOS Patricia								
9 BISIGNANO Ana Karina								
10 GIBERNAU Carolina								
11 SANGUINETTI M. Sofia								
12 LERENA Mercedes (GK)								
13 DUPONT Veronica								
14 BESSIÓ Virginia								
15 CASABO Virginia	0/1	0	0/1					
17 MUTILVA Carolina								
18 REBOLLO Eleonora								
Totals	0/3	0	0/2		0/1			

Play by Play

Time	Action	Score	Team	No	Player
First Half					
01:16	PC		URU		
01:43	Shot PC miss		CHI	5	INFANTE Paula
03:33	Shot save GK		URU	15	CASABO Virginia
10:58	Shot save GK		CHI	8	GARCIA Carolina
11:40	Sub. No. 9 off		CHI	16	INFANTE Camila
13:35	Sub. No. 13 off		URU	9	BISIGNANO Ana Karina
16:03	Sub. No. 10 off		CHI	14	VARAS Carolina
17:12	Sub. No. 7 off		CHI	11	ALBERTZ Beatriz
17:47	Sub. No. 6 off		CHI	13	WENZ Sandra
20:27	Sub. No. 16 off		CHI	9	RODRIGUEZ Fernanda
21:08	Shot	1-0	CHI	15	CARAM Daniela
21:13	Shot PC save GK		CHI	8	GARCIA Carolina
21:19	Sub. No. 4 off		CHI	10	FERNANDEZ Maria Jose
21:44	PC		URU		
22:22	Sub. No. 15 off		CHI	7	INFANTE Daniela
25:16	Sub. No. 8 off		CHI	4	VILLAGRA Javiera
25:16	Sub. No. 10 off		URU	8	CAMPOS Patricia
27:30	Sub. No. 15 off		URU	11	SANGUINETTI M. Sofia
27:48	Sub. No. 7 off		URU	13	DUPONT Veronica
28:43	Shot	2-0	CHI	7	INFANTE Daniela
29:02	Sub. No. 5 off		URU	10	GIBERNAU Carolina
30:17	Sub. No. 9 off		CHI	15	CARAM Daniela
30:29	Sub. No. 11 off		CHI	16	INFANTE Camila
31:15	Sub. No. 17 off		URU	15	CASABO Virginia
32:20	Sub. No. 14 off		CHI	8	GARCIA Carolina
Second Half					

Time	Action	Score	Team	No	Player
35:00	Sub. No. 9 off		URU	17	MUTILVA Carolina
35:00	Sub. No. 16 off		CHI	9	RODRIGUEZ Fernanda
40:34	PC		URU		
41:11	Shot PC	3-0	CHI	8	GARCIA Carolina
41:34	Sub. No. 18 off		URU	9	BISIGNANO Ana Karina
44:34	Sub. No. 9 off		CHI	16	INFANTE Camila
46:40	PC		URU		
46:50	Sub. No. 13 off		URU	14	BESSIÓ Virginia
46:50	Shot PC	4-0	CHI	8	GARCIA Carolina
47:44	Sub. No. 13 off		CHI	6	WILSON Michelle
49:07	Sub. No. 10 off		CHI	14	VARAS Carolina
50:00	Sub. No. 7 off		CHI	11	ALBERTZ Beatriz
50:51	Sub. No. 11 off		URU	13	DUPONT Veronica
55:31	Sub. No. 16 off		CHI	9	RODRIGUEZ Fernanda
56:05	Sub. No. 8 off		URU	5	RIOS Mariana
56:27	Sub. No. 4 off		CHI	7	INFANTE Daniela
56:36	Sub. No. 15 off		CHI	4	VILLAGRA Javiera
57:04	Sub. No. 4 off		URU	11	SANGUINETTI M. Sofia
58:13	Sub. No. 4 off		CHI	10	FERNANDEZ Maria Jose
58:25	Minor injury		CHI	11	ALBERTZ Beatriz
58:49	Sub. No. 15 off		URU	13	DUPONT Veronica
58:49	Sub. No. 13 off		URU	7	ALGORTA Ma. Teresa
60:01	Sub. No. 10 off		CHI	4	VILLAGRA Javiera
61:27	Sub. No. 14 off		URU	15	CASABO Virginia
62:55	Shot	5-0	CHI	9	RODRIGUEZ Fernanda
63:07	Sub. No. 9 off		URU	18	REBOLLO Eleonora
63:44	Sub. No. 6 off		CHI	16	INFANTE Camila

Pool WA Standings

Rank	Teams	P	W	D	L	GF	GA	GD	Pts
1	ARG	1	1	0	0	21	0	+21	3
2	CHI	1	1	0	0	6	0	+6	3
3	URU	1	0	0	1	0	6	-6	0
4	BRA	1	0	0	1	0	21	-21	0

Pool WA Next Round Matches

Teams	Date	Time
ARG vs BRA	15 Jul 2007	11:00
ARG vs URU	17 Jul 2007	15:00
BRA vs CHI	17 Jul 2007	17:00

Legend:

%	Conversion Percentage	(C)	Captain	(GK)	Goalkeeper	D	Matches Drawn
FG	Field Goal	G	Green Card	GA	Goals Against	GD	Goal Difference
GF	Goals For	L	Matches Lost	P	Matches Played	PC	Penalty Corner
PS	Penalty Stroke	Pts	Points	R	Red Card	W	Matches Won
Y	Yellow Card						



Match Highlights

Destaques de los partidos / Destaques da partida

CHI - Chile		Final score 6-0		URU - Uruguay	
				Weather Conditions	
				Sunny, 26C, Humidity 80%	
Umpires	ASHTON-LUCY Julie (AUS)		SIMMONS Emma (BER)		Reserve Umpire
				JUDEFIND Stephanie Ann (USA)	

Match Statistics

CHI	Goals/Shots				Cards			
	Total	%	FG	PC	PS	G	Y	R
Coach: STEIN Ronald								
1 ABUD Constanza (GK)								
2 WALBAUM Sofia								
3 SANCHEZ Andrea								
4 VILLAGRA Javiera								
5 INFANTE Paula	0/2	0	0/1	0/1				
6 WILSON Michelle (C)								
7 INFANTE Daniela	2/2	100	2/2					
8 GARCIA Carolina	2/4	50	0/1	2/3				
9 RODRIGUEZ Fernanda	1/1	100	1/1					
10 FERNANDEZ Maria Jose								
11 ALBERTZ Beatriz								
12 SCHÜLER Claudia (GK)								
13 WENZ Sandra								
14 VARAS Carolina								
15 CARAM Daniela	1/1	100	1/1					
16 INFANTE Camila								
Totals	6/10	60	4/6	2/4				

URU	Goals/Shots				Cards			
	Total	%	FG	PC	PS	G	Y	R
Coach: CASTILLO Sebastian								
1 FAZZIO Andrea (C) (GK)								
3 CERETTA M.Bettiana	0/1	0			0/1			
4 RASO Alessandra								
5 RIOS Mariana								
6 BUENO Patricia								
7 ALGORTA Ma. Teresa	0/1	0	0/1					
8 CAMPOS Patricia								
9 BISIGNANO Ana Karina								
10 GIBERNAU Carolina								
11 SANGUINETTI M. Sofia								
12 LERENA Mercedes (GK)								
13 DUPONT Veronica								
14 BESSIÓ Virginia								
15 CASABO Virginia	0/1	0	0/1					
17 MUTILVA Carolina								
18 REBOLLO Eleonora								
Totals	0/3	0	0/2		0/1			

Play by Play

Time	Action	Score	Team	No	Player
64:37	Sub. No. 11 off		URU	4	RASO Alessandra
64:48	Sub. No. 8 off		CHI	10	FERNANDEZ Maria Jose
65:59	PC		URU		
67:17	Sub. No. 11 off		CHI	15	CARAM Daniela

Time	Action	Score	Team	No	Player
67:17	Shot save GK		CHI	5	INFANTE Paula
68:13	Shot	6-0	CHI	7	INFANTE Daniela
68:57	Shot save		URU	7	ALGORTA Ma. Teresa
68:57	Sub. No. 1 off		CHI	12	SCHÜLER Claudia
68:57	Shot PS save GK		URU	3	CERETTA M.Bettiana

Pool WA Standings

Rank	Teams	P	W	D	L	GF	GA	GD	Pts
1	ARG	1	1	0	0	21	0	+21	3
2	CHI	1	1	0	0	6	0	+6	3
3	URU	1	0	0	1	0	6	-6	0
4	BRA	1	0	0	1	0	21	-21	0

Pool WA Next Round Matches

Teams	Date	Time
ARG vs BRA	15 Jul 2007	11:00
ARG vs URU	17 Jul 2007	15:00
BRA vs CHI	17 Jul 2007	17:00

Legend:

%	Conversion Percentage	(C)	Captain	(GK)	Goalkeeper	D	Matches Drawn
FG	Field Goal	G	Green Card	GA	Goals Against	GD	Goal Difference
GF	Goals For	L	Matches Lost	P	Matches Played	PC	Penalty Corner
PS	Penalty Stroke	Pts	Points	R	Red Card	W	Matches Won
Y	Yellow Card						

Match Highlights

Destaque de los partidos / Destaques da partida

ARG - Argentina		Final score 21-0		BRA - Brazil	
Weather Conditions				Sunny, 26C, Humidity 80%	
Umpires	STEWART Wendy (CAN)	HASSICK Amy (USA)	Reserve Umpire	JUDEFIND Stephanie Ann (USA)	

Match Statistics

ARG	Goals/Shots				Cards			
	Total	%	FG	PC	PS	G	Y	R
Coach: MINADEO Gabriel								
1 SUCCI M. Belen (GK)								
3 AICEGA Magdalena (C)	1/1	100	1/1					
4 LUCHETTI Rosario	2/3	66	2/3					
7 GULLA Alejandra	5/8	62	4/7	1/1				
8 AYMAR Luciana	4/4	100	3/3	1/1				
9 BOUZA Agustina	0/3	0	0/3					
11 REBECCHI Carla	2/4	50	1/3	1/1				
12 GONZALES OLIVA Mariana	0/2	0	0/2					
14 MARGALOT M. Mercedes	1/2	50		1/2				
16 MALOBERTI Daniela	2/4	50	2/4					
18 VUKOJICIC Paola (GK)								
19 RUSSO Marine	0/1	0	0/1					
22 AGUIRRE Gabriela	1/2	50	1/2					
24 BURKART Claudia	1/6	16	1/1	0/5				
26 KAÑEVSKY Giselle	1/2	50	0/1	1/1				
27 BARRIONUEVO M. Noel	1/4	25	0/1	1/3				
Totals	21/46	45	15/32	6/14				

BRA	Goals/Shots				Cards			
	Total	%	FG	PC	PS	G	Y	R
Coach: MARTINS JR Eduardo								
1 OLIVEIRA Lisandra (GK)								
2 BONIFACINO Mariana								
3 CABRAL Thalita								
4 NEVES Thayse								
5 BOOS Patricia (C)								1
6 STEINHAUSER Ana								
7 MACHADO Tatiana	0/1	0	0/1					
8 ABREU Liz								
9 BETOLAZA Helena								
10 KUMVICH Virginia								
11 DOMBROWICZ Djeniffer								
12 SANTOS Ana								
13 BERNARDES Andrea (GK)								
14 MORAES Tiene								
15 SILVA Michelle								
16 GONÇALVES Danielle								
Totals	0/2	0	0/2					1

Play by Play

Time	Action	Score	Team	No	Player
First Half					
02:20	PC		BRA		
02:44	Shot save GK		ARG	12	GONZALES OLIVA Mariana
03:33	Shot save GK		ARG	19	RUSSO Marine
05:21	Shot	1-0	ARG	7	GULLA Alejandra
07:20	Shot miss		ARG	4	LUCHETTI Rosario
07:31	Shot	2-0	ARG	11	REBECCHI Carla
08:06	Sub. No. 6 off		BRA	9	BETOLAZA Helena
08:33	Shot	3-0	ARG	4	LUCHETTI Rosario
09:21	Shot save GK		ARG	27	BARRIONUEVO M. Noel
10:35	Sub. No. 16 off		BRA	7	MACHADO Tatiana
10:44	Sub. No. 8 off		ARG	22	AGUIRRE Gabriela
10:52	Sub. No. 12 off		ARG	16	MALOBERTI Daniela
11:29	PC		BRA		
12:21	Shot save GK		ARG	7	GULLA Alejandra
12:50	Sub. No. 4 off		ARG	14	MARGALOT M. Mercedes
13:53	Sub. No. 26 off		ARG	26	KAÑEVSKY Giselle
15:30	PC		BRA		
16:06	Sub. No. 4 off		BRA	15	SILVA Michelle
16:36	Sub. No. 11 off		ARG	26	KAÑEVSKY Giselle
16:45	PC		BRA		
16:54	Shot PC save GK		ARG	24	BURKART Claudia
17:17	Sub. No. 19 off		ARG	4	LUCHETTI Rosario
17:17	Sub. No. 7 off		ARG	16	MALOBERTI Daniela
18:13	Shot save GK		ARG	9	BOUZA Agustina
18:42	Shot PC	4-0	ARG	27	BARRIONUEVO M. Noel
19:56	Sub. No. 9 off		ARG	8	AYMAR Luciana

Time	Action	Score	Team	No	Player
20:09	Sub. No. 3 off		BRA	14	MORAES Tiene
20:24	Sub. No. 24 off		ARG	12	GONZALES OLIVA Mariana
20:24	Sub. No. 27 off		ARG	11	REBECCHI Carla
20:51	Shot	5-0	ARG	8	AYMAR Luciana
22:03	Shot	6-0	ARG	16	MALOBERTI Daniela
23:21	Sub. No. 2 off		BRA	16	GONÇALVES Danielle
24:15	Sub. No. 9 off		BRA	4	NEVES Thayse
25:11	Shot miss		ARG	16	MALOBERTI Daniela
25:46	Sub. No. 3 off		ARG	24	BURKART Claudia
25:46	Sub. No. 16 off		ARG	19	RUSSO Marine
26:44	Shot miss		ARG	16	MALOBERTI Daniela
28:07	Sub. No. 12 off		BRA	3	CABRAL Thalita
28:22	Shot save GK		ARG	22	AGUIRRE Gabriela
28:41	PC		ARG		
29:18	Shot PC miss		ARG	24	BURKART Claudia
29:46	Shot	7-0	ARG	8	AYMAR Luciana
29:48	Sub. No. 11 off		ARG	7	GULLA Alejandra
30:36	Shot save GK		ARG	9	BOUZA Agustina
30:44	Shot	8-0	ARG	8	AYMAR Luciana
31:24	Shot PC	9-0	ARG	7	GULLA Alejandra
31:28	PC		BRA		
33:06	Shot PC	10-0	ARG	14	MARGALOT M. Mercedes
Second Half					
35:00	Sub. No. 14 off		ARG	11	REBECCHI Carla
35:00	Sub. No. 22 off		ARG	9	BOUZA Agustina
35:00	Sub. No. 26 off		ARG	27	BARRIONUEVO M. Noel
35:00	Sub. No. 11 off		ARG	3	AICEGA Magdalena

Pool WA Standings

Rank	Teams	P	W	D	L	GF	GA	GD	Pts
1	ARG	1	1	0	0	21	0	+21	3
2	CHI	1	1	0	0	6	0	+6	3
3	URU	1	0	0	1	0	6	-6	0
4	BRA	1	0	0	1	0	21	-21	0

Pool WA Next Round Matches

Teams	Date	Time
ARG vs URU	17 Jul 2007	15:00
BRA vs CHI	17 Jul 2007	17:00

Legend:

%	Conversion Percentage	(C)	Captain	(GK)	Goalkeeper	D	Matches Drawn
FG	Field Goal	G	Green Card	GA	Goals Against	GD	Goal Difference
GF	Goals For	L	Matches Lost	P	Matches Played	PC	Penalty Corner
PS	Penalty Stroke	Pts	Points	R	Red Card	W	Matches Won
Y	Yellow Card						



Match Highlights

Destacados de los partidos / Destaques da partida

ARG - Argentina		Final score 21-0	BRA - Brazil	
Weather Conditions			Sunny, 26C, Humidity 80%	
Umpires	STEWART Wendy (CAN)	HASSICK Amy (USA)	Reserve Umpire	JUDEFIND Stephanie Ann (USA)

Match Statistics

ARG	Goals/Shots				Cards			
	Total	%	FG	PC	PS	G	Y	R
Coach: MINADEO Gabriel								
1 SUCCI M. Belen (GK)								
3 AICEGA Magdalena (C)	1/1	100	1/1					
4 LUCHETTI Rosario	2/3	66	2/3					
7 GULLA Alejandra	5/8	62	4/7	1/1				
8 AYMAR Luciana	4/4	100	3/3	1/1				
9 BOUZA Agustina	0/3	0	0/3					
11 REBECCHI Carla	2/4	50	1/3	1/1				
12 GONZALES OLIVA Mariana	0/2	0	0/2					
14 MARGALOT M. Mercedes	1/2	50		1/2				
16 MALOBERTI Daniela	2/4	50	2/4					
18 VUKOJICIC Paola (GK)								
19 RUSSO Marine	0/1	0	0/1					
22 AGUIRRE Gabriela	1/2	50	1/2					
24 BURKART Claudia	1/6	16	1/1	0/5				
26 KAÑEVSKY Giselle	1/2	50	0/1	1/1				
27 BARRIONUEVO M. Noel	1/4	25	0/1	1/3				
Totals	21/46	45	15/32	6/14				

BRA	Goals/Shots				Cards			
	Total	%	FG	PC	PS	G	Y	R
Coach: MARTINS JR Eduardo								
1 OLIVEIRA Lisandra (GK)								
2 BONIFACINO Mariana								
3 CABRAL Thalita								
4 NEVES Thayse								
5 BOOS Patricia (C)								1
6 STEINHAUSER Ana								
7 MACHADO Tatiana	0/1	0	0/1					
8 ABREU Liz								
9 BETOLAZA Helena								
10 KUMVICH Virginia								
11 DOMBROWICZ Djeniffer								
12 SANTOS Ana								
13 BERNARDES Andrea (GK)								
14 MORAES Tiene								
15 SILVA Michelle								
16 GONÇALVES Danielle								
Totals	0/2	0	0/2					1

Play by Play

Time	Action	Score	Team	No	Player
35:00	Sub. No. 18 off		ARG	18	VUKOJICIC Paola
35:54	Shot	11-0	ARG	7	GULLA Alejandra
36:15	Sub. No. 1 off		ARG	18	VUKOJICIC Paola
37:31	Sub. No. 15 off		BRA	2	BONIFACINO Mariana
37:42	Shot	12-0	ARG	7	GULLA Alejandra
38:29	Sub. No. 10 off		BRA	9	BETOLAZA Helena
38:43	PC		BRA		
39:23	Shot no shot		ARG	9	BOUZA Agustina
39:36	Shot miss		ARG	7	GULLA Alejandra
40:37	Sub. No. 16 off		ARG	14	MARGALOT M. Mercedes
40:37	Sub. No. 24 off		ARG	11	REBECCHI Carla
41:05	Shot save GK		BRA	7	MACHADO Tatiana
41:30	Sub. No. 9 off		ARG	26	KAÑEVSKY Giselle
42:43	Shot save GK		ARG	26	KAÑEVSKY Giselle
42:55	PC		BRA		
43:00	Shot PC	13-0	ARG	8	AYMAR Luciana
43:33	PC		BRA		
43:48	Sub. No. 7 off		ARG	22	AGUIRRE Gabriela
43:59	Shot PC save GK		ARG	27	BARRIONUEVO M. Noel
44:07	PC		BRA		
44:21	Shot PC save GK		ARG	27	BARRIONUEVO M. Noel
44:31	PC		BRA		
44:38	Shot	14-0	ARG	4	LUCHETTI Rosario
44:47	Sub. No. 14 off		BRA	15	SILVA Michelle
46:37	Sub. No. 12 off		ARG	24	BURKART Claudia
46:41	PC		BRA		
47:01	Shot PC save GK		ARG	24	BURKART Claudia

Time	Action	Score	Team	No	Player
47:18	Sub. No. 27 off		ARG	16	MALOBERTI Daniela
47:31	Shot PC	15-0	ARG	11	REBECCHI Carla
47:57	Sub. No. 8 off		ARG	7	GULLA Alejandra
47:57	Sub. No. 19 off		ARG	9	BOUZA Agustina
48:16	Shot	16-0	ARG	7	GULLA Alejandra
48:32	Sub. No. 8 off		BRA	10	KUMVICH Virginia
49:56	Shot miss		ARG	11	REBECCHI Carla
50:06	Serious injury		BRA	4	NEVES Thayse
50:06	PC		BRA		
50:21	Shot PC save GK		ARG	14	MARGALOT M. Mercedes
50:33	PC		BRA		
50:44	Shot PC save GK		ARG	24	BURKART Claudia
51:06	Sub. No. 4 off		BRA	6	STEINHAUSER Ana
52:32	Sub. No. 7 off		BRA	12	SANTOS Ana
52:52	Sub. No. 4 off		ARG	27	BARRIONUEVO M. Noel
52:52	Green Card		BRA	5	BOOS Patricia
53:20	Shot save GK		ARG	11	REBECCHI Carla
53:43	Sub. No. 22 off		ARG	12	GONZALES OLIVA Mariana
53:54	Sub. No. 11 off		ARG	19	RUSSO Marine
54:20	PC		BRA		
54:59	Shot miss		BRA		
55:07	PC		BRA		
55:21	Shot PC save GK		ARG	24	BURKART Claudia
55:36	Sub. No. 16 off		ARG	26	KAÑEVSKY Giselle
55:36	Shot PC	17-0	ARG	26	KAÑEVSKY Giselle
57:05	Shot miss		ARG	12	GONZALES OLIVA Mariana
57:44	Shot save		ARG	7	GULLA Alejandra

Pool WA Standings

Rank	Teams	P	W	D	L	GF	GA	GD	Pts
1	ARG	1	1	0	0	21	0	+21	3
2	CHI	1	1	0	0	6	0	+6	3
3	URU	1	0	0	1	0	6	-6	0
4	BRA	1	0	0	1	0	21	-21	0

Pool WA Next Round Matches

Teams	Date	Time
ARG vs URU	17 Jul 2007	15:00
BRA vs CHI	17 Jul 2007	17:00

Legend:

%	Conversion Percentage	(C)	Captain	(GK)	Goalkeeper	D	Matches Drawn
FG	Field Goal	G	Green Card	GA	Goals Against	GD	Goal Difference
GF	Goals For	L	Matches Lost	P	Matches Played	PC	Penalty Corner
PS	Penalty Stroke	Pts	Points	R	Red Card	W	Matches Won
Y	Yellow Card						



Match Highlights

Destacados de los partidos / Destaques da partida

ARG - Argentina		Final score 21-0	BRA - Brazil	
		Weather Conditions	Sunny, 26C, Humidity 80%	
Umpires	STEWART Wendy (CAN)	HASSICK Amy (USA)	Reserve Umpire	JUDEFIND Stephanie Ann (USA)

Match Statistics

ARG	Goals/Shots				Cards			
	Total	%	FG	PC	PS	G	Y	R
Coach: MINADEO Gabriel								
1 SUCCI M. Belen (GK)								
3 AICEGA Magdalena (C)	1/1	100	1/1					
4 LUCHETTI Rosario	2/3	66	2/3					
7 GULLA Alejandra	5/8	62	4/7	1/1				
8 AYMAR Luciana	4/4	100	3/3	1/1				
9 BOUZA Agustina	0/3	0	0/3					
11 REBECCHI Carla	2/4	50	1/3	1/1				
12 GONZALES OLIVA Mariana	0/2	0	0/2					
14 MARGALOT M. Mercedes	1/2	50		1/2				
16 MALOBERTI Daniela	2/4	50	2/4					
18 VUKOJICIC Paola (GK)								
19 RUSSO Marine	0/1	0	0/1					
22 AGUIRRE Gabriela	1/2	50	1/2					
24 BURKART Claudia	1/6	16	1/1	0/5				
26 KAÑEVSKY Giselle	1/2	50	0/1	1/1				
27 BARRIONUEVO M. Noel	1/4	25	0/1	1/3				
Totals	21/46	45	15/32	6/14				

BRA	Goals/Shots				Cards			
	Total	%	FG	PC	PS	G	Y	R
Coach: MARTINS JR Eduardo								
1 OLIVEIRA Lisandra (GK)								
2 BONIFACINO Mariana								
3 CABRAL Thalita								
4 NEVES Thayse								
5 BOOS Patricia (C)								1
6 STEINHAUSER Ana								
7 MACHADO Tatiana	0/1	0	0/1					
8 ABREU Liz								
9 BETOLAZA Helena								
10 KUMVICH Virginia								
11 DOMBROWICZ Djeniffer								
12 SANTOS Ana								
13 BERNARDES Andrea (GK)								
14 MORAES Tiene								
15 SILVA Michelle								
16 GONÇALVES Danielle								
Totals	0/2	0	0/2					1

Play by Play

Time	Action	Score	Team	No	Player
58:38	Sub. No. 7 off		ARG	22	AGUIRRE Gabriela
58:52	Sub. No. 18 off		ARG	1	SUCCI M. Belen
59:40	Shot	18-0	ARG	22	AGUIRRE Gabriela
59:49	Sub. No. 15 off		BRA	7	MACHADO Tatiana
61:31	Sub. No. 9 off		ARG	8	AYMAR Luciana
61:31	Sub. No. 24 off		ARG	4	LUCHETTI Rosario

Time	Action	Score	Team	No	Player
61:31	Sub. No. 12 off		BRA	14	MORAES Tiene
62:10	PC		BRA		
62:10	Sub. No. 3 off		ARG	9	BOUZA Agustina
64:09	Shot	19-0	ARG	24	BURKART Claudia
65:09	Shot	20-0	ARG	16	MALOBERTI Daniela
69:09	Shot	21-0	ARG	3	AICEGA Magdalena

Pool WA Standings

Rank	Teams	P	W	D	L	GF	GA	GD	Pts
1	ARG	1	1	0	0	21	0	+21	3
2	CHI	1	1	0	0	6	0	+6	3
3	URU	1	0	0	1	0	6	-6	0
4	BRA	1	0	0	1	0	21	-21	0

Pool WA Next Round Matches

Teams	Date	Time
ARG vs URU	17 Jul 2007	15:00
BRA vs CHI	17 Jul 2007	17:00

Legend:

%	Conversion Percentage	(C)	Captain	(GK)	Goalkeeper	D	Matches Drawn
FG	Field Goal	G	Green Card	GA	Goals Against	GD	Goal Difference
GF	Goals For	L	Matches Lost	P	Matches Played	PC	Penalty Corner
PS	Penalty Stroke	Pts	Points	R	Red Card	W	Matches Won
Y	Yellow Card						

Match Highlights

Destaque de los partidos / Destaques da partida

CAN - Canada		Final score 1-3	CUB - Cuba	
		Weather Conditions	Sky Clear,27C, Humidity 51%	
Umpires	BRUNEKREEF Caroline (NED)	SANCHEZ Mercedes (ARG)	Reserve Umpire	McCLEAN Ayanna (TRI)

Match Statistics

CAN	Goals/Shots				Cards			
	Total	%	FG	PC	PS	G	Y	R
Coach: BELL Sally								
1 O'HARA Cailie								
3 ANDERSON Megan	0/1	0	0/1					
6 KEDGLEY Philippa								
8 JAMESON Stephanie	0/4	0	0/1	0/3		1		
9 RUSHTON Katie	0/1	0	0/1					
10 de PAPE Christine								
11 FORBES Sarah (GK)								
13 STEPHANIE Hume	0/2	0	0/1	0/1				
14 BAKER Katie	0/2	0	0/2					
15 LINTON Hilary								
17 DICKINSON Marian	0/1	0	0/1					
18 BUKER Kim								
19 RUSHTON Andrea (C)	1/4	25		1/4				
22 MICHALUK Tiffany	0/2	0	0/2					
27 LINTON Clare								
32 LIU Azelia (GK)								
Totals	1/17	5	0/9	1/8		1		

CUB	Goals/Shots				Cards			
	Total	%	FG	PC	PS	G	Y	R
Coach:								
1 GARCIA SANCHEZ M (GK)								
2 OLIVERA B. L (GK)								
3 CASAS GONZALEZ Yeny								
4 DUQUESNE M. Y								
5 PUENTES QUERALTA Yadira	1/4	25		1/4				
6 CAIROS PIEDRA Mirialis	0/1	0		0/1				
7 TEXIDO NORIS Arisleidis								
8 RIVAS TRUJILLO Daimi								
9 RAMOS PEREZ Brizaida								
10 SERRANO MUSTELIER Aglais	2/3	66	1/2	1/1				
11 DRAKE TORRES Yanelis	0/4	0	0/4					
12 ROQUE ANGULO Greter	0/1	0	0/1					
13 MAYETA PEREZ Yodilaine								
14 DRAKE TORRES Yakelin (C)	0/3	0	0/3					
15 PEREZ ESTRADA Zenova	0/1	0	0/1					
16 IGLESIAS ALARCON Solienky	0/1	0	0/1					
Totals	3/18	16	1/12	2/6				

Play by Play

Time	Action	Score	Team	No	Player
First Half					
00:48	PC		CAN		
01:22	Shot save GK		CAN	8	JAMESON Stephanie
01:22	Shot save		CAN	22	MICHALUK Tiffany
01:22	PC		CUB		
05:10	Shot save		CAN	13	STEPHANIE Hume
05:26	Sub. No. 14 off		CUB	16	IGLESIAS A. S
10:08	Sub. No. 6 off		CAN	1	O'HARA Cailie
13:05	Shot save GK		CUB	11	DRAKE TORRES Yanelis
14:42	Sub. No. 13 off		CAN	17	DICKINSON Marian
16:05	PC		CAN		
16:50	Shot save GK		CAN	22	MICHALUK Tiffany
16:59	Shot save GK		CUB	10	SERRANO M. A
17:46	PC		CAN		
18:07	Shot PC save GK		CAN	8	JAMESON Stephanie
18:16	PC		CAN		
18:50	Shot PC save GK		CAN	19	RUSHTON Andrea
18:58	PC		CAN		
19:08	Shot PC save		CAN	8	JAMESON Stephanie
19:57	PC		CUB		
20:37	Shot PC save		CUB	6	CAIROS PIEDRA Mirialis
20:49	Sub. No. 1 off		CAN	15	LINTON Hilary
21:55	Shot miss		CAN	17	DICKINSON Marian
23:24	Sub. No. 14 off		CAN	1	O'HARA Cailie
23:40	PC		CAN		
24:27	Shot PC miss		CAN	19	RUSHTON Andrea
26:20	Sub. No. 17 off		CAN	9	RUSHTON Katie

Time	Action	Score	Team	No	Player
26:54	Shot save GK		CUB	11	DRAKE TORRES Yanelis
27:29	Shot save GK		CUB	12	ROQUE ANGULO Greter
30:00	Sub. No. 27 off		CAN	9	RUSHTON Katie
31:04	Sub. No. 8 off		CAN	14	BAKER Katie
34:57	Shot save GK		CUB	16	IGLESIAS A. S
Second Half					
35:00	Sub. No. 9 off		CAN	6	KEDGLEY Philippa
35:00	Sub. No. 15 off		CAN	8	JAMESON Stephanie
35:00	Sub. No. 1 off		CAN	27	LINTON Clare
35:00	Sub. No. 22 off		CAN	13	STEPHANIE Hume
35:08	Sub. No. 16 off		CUB	9	RAMOS PEREZ Brizaida
36:08	Sub. No. 5 off		CUB	14	DRAKE TORRES Yakelin
39:27	Sub. No. 9 off		CUB	5	PUENTES Q. Y
39:52	Shot miss		CAN	3	ANDERSON Megan
40:47	Shot save		CAN	14	BAKER Katie
41:05	PC		CAN		
41:39	Shot PC miss		CAN	8	JAMESON Stephanie
42:18	Sub. No. 13 off		CAN	1	O'HARA Cailie
43:55	Shot save GK		CUB	11	DRAKE TORRES Yanelis
44:02	PC		CUB		
44:31	Shot PC save GK		CAN	13	STEPHANIE Hume
44:43	Sub. No. 6 off		CAN	17	DICKINSON Marian
45:10	Shot save GK		CUB	14	DRAKE TORRES Yakelin
46:25	PC		CUB		
47:06	Shot PC miss		CUB	5	PUENTES Q. Y
47:22	Sub. No. 27 off		CAN	22	MICHALUK Tiffany
48:14	Shot miss		CUB	14	DRAKE TORRES Yakelin

Pool WB Standings

Rank	Teams	P	W	D	L	GF	GA	GD	Pts
1	USA	1	1	0	0	4	1	+3	3
2	CUB	1	1	0	0	3	1	+2	3
3	CAN	1	0	0	1	1	3	-2	0
4	AHO	1	0	0	1	1	4	-3	0

Pool WB Next Round Matches

Teams	Date	Time
USA vs AHO	15 Jul 2007	17:00
USA vs CUB	17 Jul 2007	09:00
AHO vs CAN	17 Jul 2007	11:00

Legend:

%	Conversion Percentage	(C)	Captain	(GK)	Goalkeeper	D	Matches Drawn
FG	Field Goal	G	Green Card	GA	Goals Against	GD	Goal Difference
GF	Goals For	L	Matches Lost	P	Matches Played	PC	Penalty Corner
PS	Penalty Stroke	Pts	Points	R	Red Card	W	Matches Won
Y	Yellow Card						

Match Highlights

Destaque de los partidos / Destaques da partida

CAN - Canada		Final score 1-3	CUB - Cuba	
		Weather Conditions	Sky Clear, 27C, Humidity 51%	
Umpires	BRUNEKREEF Caroline (NED)	SANCHEZ Mercedes (ARG)	Reserve Umpire	McCLEAN Ayanna (TRI)

Match Statistics

CAN	Goals/Shots				Cards			
	Total	%	FG	PC	PS	G	Y	R
Coach: BELL Sally								
1 O'HARA Cailie								
3 ANDERSON Megan	0/1	0	0/1					
6 KEDGLEY Philippa								
8 JAMESON Stephanie	0/4	0	0/1	0/3		1		
9 RUSHTON Katie	0/1	0	0/1					
10 de PAPE Christine								
11 FORBES Sarah (GK)								
13 STEPHANIE Hume	0/2	0	0/1	0/1				
14 BAKER Katie	0/2	0	0/2					
15 LINTON Hilary								
17 DICKINSON Marian	0/1	0	0/1					
18 BUKER Kim								
19 RUSHTON Andrea (C)	1/4	25		1/4				
22 MICHALUK Tiffany	0/2	0	0/2					
27 LINTON Clare								
32 LIU Azelia (GK)								
Totals	1/17	5	0/9	1/8		1		

CUB	Goals/Shots				Cards			
	Total	%	FG	PC	PS	G	Y	R
Coach:								
1 GARCIA SANCHEZ M (GK)								
2 OLIVERA B. L (GK)								
3 CASAS GONZALEZ Yeny								
4 DUQUESNE M. Y								
5 PUENTES QUERALTA Yadira	1/4	25		1/4				
6 CAIROS PIEDRA Mirialis	0/1	0		0/1				
7 TEXIDO NORIS Arisleidis								
8 RIVAS TRUJILLO Daimi								
9 RAMOS PEREZ Brizaida								
10 SERRANO MUSTELIER Aglais	2/3	66	1/2	1/1				
11 DRAKE TORRES Yanelis	0/4	0	0/4					
12 ROQUE ANGULO Greter	0/1	0	0/1					
13 MAYETA PEREZ Yodilaine								
14 DRAKE TORRES Yakelin (C)	0/3	0	0/3					
15 PEREZ ESTRADA Zenova	0/1	0	0/1					
16 IGLESIAS ALARCON Solienky	0/1	0	0/1					
Totals	3/18	16	1/12	2/6				

Play by Play

Time	Action	Score	Team	No	Player
48:51	PC		CUB		
49:09	Shot PC save GK		CUB	5	PUENTES Q. Y
49:11	Green Card		CAN	8	JAMESON Stephanie
49:18	Shot PC	0-1	CUB	10	SERRANO M. A
49:41	Sub. No. 17 off		CAN	9	RUSHTON Katie
51:36	Sub. No. 8 off		CAN	13	STEPHANIE Hume
51:39	Shot save GK		CUB	14	DRAKE TORRES Yakelin
51:50	Shot save GK		CUB	11	DRAKE TORRES Yanelis
52:03	Sub. No. 14 off		CUB	16	IGLESIAS A. S
52:08	Shot	0-2	CUB	10	SERRANO M. A
53:14	Shot save GK		CAN	9	RUSHTON Katie
53:51	PC		CUB		

Time	Action	Score	Team	No	Player
54:28	Shot PC	0-3	CUB	5	PUENTES Q. Y
54:48	Sub. No. 12 off		CUB	9	RAMOS PEREZ Brizaida
55:04	Sub. No. 18 off		CAN	15	LINTON Hilary
60:39	PC		CAN		
61:58	Shot miss		CUB	15	PEREZ ESTRADA Zenova
62:18	Shot miss		CAN	14	BAKER Katie
65:15	Shot PC	1-3	CAN	19	RUSHTON Andrea
66:54	PC		CUB		
67:21	Shot PC miss		CUB	5	PUENTES Q. Y
68:32	PC		CAN		
68:52	Shot PC save GK		CAN	19	RUSHTON Andrea

Pool WB Standings

Rank	Teams	P	W	D	L	GF	GA	GD	Pts
1	USA	1	1	0	0	4	1	+3	3
2	CUB	1	1	0	0	3	1	+2	3
3	CAN	1	0	0	1	1	3	-2	0
4	AHO	1	0	0	1	1	4	-3	0

Pool WB Next Round Matches

Teams	Date	Time
USA vs AHO	15 Jul 2007	17:00
USA vs CUB	17 Jul 2007	09:00
AHO vs CAN	17 Jul 2007	11:00

Legend:

%	Conversion Percentage	(C)	Captain	(GK)	Goalkeeper	D	Matches Drawn
FG	Field Goal	G	Green Card	GA	Goals Against	GD	Goal Difference
GF	Goals For	L	Matches Lost	P	Matches Played	PC	Penalty Corner
PS	Penalty Stroke	Pts	Points	R	Red Card	W	Matches Won
Y	Yellow Card						



Match Highlights

Destaque de los partidos / Destaques da partida

USA - United States America		Final score 4-1		AHO - Netherlands Antilles	
Weather Conditions				Sky Clear, 27C, Humidity 51%	
Umpires	IPARRAGUIRRE Soledad (ARG)	PEREZ CASTRO Maritza (URU)	Reserve Umpire	McCLEAN Ayanna (TRI)	

Match Statistics

USA	Goals/Shots				Cards			
	Total	%	FG	PC	PS	G	Y	R
Coach: BODIMEADE Lee								
2 LEONETTI Melissa			0/1					
3 LOY Angie	0/1	0	0/1					
4 DOTON Kelly	0/3	0		0/3				
8 DAWSON Rachel								
9 DAWSON Sarah	0/1	0	0/1					
10 SNOW Tiffany	0/3	0	0/3					
13 SMITH Keli	1/1	100		1/1				
15 SENSENIG Dana								
17 LINGO Carrie	3/3	100	2/2	1/1				
18 KASOLD Michelle								
22 BARBER Kate (C)								
23 FALGOWSKI Katelyn								
25 TRAN Amy (GK)								
26 BASHORE Kayla								
27 CRANDALL Lauren								
28 POWLEY Lauren	0/1	0	0/1					
Totals	4/14	28	2/8	2/6				

AHO	Goals/Shots				Cards			
	Total	%	FG	PC	PS	G	Y	R
Coach: SWILDENS Bas								
1 van de PAS Marlieke (GK)								
2 WIEDIJK Eva (GK)								
3 van RUITEN Nienke (C)								
4 ELSEN Anne-Maaike	0/3	0		0/3				
5 NOORLANDER Theresia	0/2	0		0/2				
6 WELLENS Kiona								
7 SCHREUDER Ernestina	0/1	0	0/1					
8 van DONK Sanne								
9 van NOORT Sophie								
10 de HAAS Anika								
11 PLANTENGA Juliette								
12 HINSKENS Maria	0/1	0	0/1					
13 ROELS Pauline								
14 FESTEN Jamaine	0/1	0	0/1					
15 JOOSTEN Floortje	1/1	100	1/1					
16 LUIRINK Ilse								
Totals	1/9	11	1/4	0/5				

Play by Play

Time	Action	Score	Team	No	Player
First Half					
01:05	PC		AHO		
01:13	Shot PC save		AHO	5	NOORLANDER Theresia
08:44	PC		AHO		
09:19	Shot PC save GK		AHO	5	NOORLANDER Theresia
11:22	Shot miss		AHO	7	SCHREUDER Ernestina
11:28	PC		USA		
12:10	Shot PC save GK		AHO	4	ELSEN Anne-Maaike
12:18	PC		USA		
12:44	Shot PC save GK		USA		
12:49	PC		USA		
13:00	Shot PC miss		AHO	4	ELSEN Anne-Maaike
13:35	Sub. No. 10 off		USA	9	DAWSON Sarah
16:27	Shot	0-1	AHO	15	JOOSTEN Floortje
16:36	Sub. No. 13 off		AHO	14	FESTEN Jamaine
18:02	Sub. No. 26 off		USA	23	FALGOWSKI Katelyn
19:55	Sub. No. 15 off		AHO	13	ROELS Pauline
20:21	Sub. No. 13 off		USA	2	LEONETTI Melissa
20:52	Sub. No. 27 off		USA	13	SMITH Keli
24:26	Sub. No. 9 off		USA	15	SENSENIG Dana
24:34	Shot no shot		AHO	14	FESTEN Jamaine
24:41	Sub. No. 28 off		USA	26	BASHORE Kayla
24:55	Sub. No. 3 off		USA	15	SENSENIG Dana
26:00	Sub. No. 7 off		AHO	15	JOOSTEN Floortje
28:21	Sub. No. 12 off		AHO	6	WELLENS Kiona
29:54	Shot	1-1	USA	17	LINGO Carrie
30:17	Sub. No. 4 off		AHO	7	SCHREUDER Ernestina

Time	Action	Score	Team	No	Player
31:14	Sub. No. 6 off		AHO	12	HINSKENS Maria
Second Half					
18:04	Sub. No. 3 off		AHO	3	van RUITEN Nienke
35:59	Sub. No. 15 off		USA	10	SNOW Tiffany
36:42	Sub. No. 14 off		AHO	4	ELSEN Anne-Maaike
37:00	Shot no shot		USA	10	SNOW Tiffany
37:37	PC		USA		
38:05	Shot PC	2-1	USA	17	LINGO Carrie
39:08	Sub. No. 8 off		AHO	8	van DONK Sanne
40:20	Shot miss		USA	10	SNOW Tiffany
41:59	Shot save		USA	3	LOY Angie
44:05	Sub. No. 2 off		USA	27	CRANDALL Lauren
44:12	Sub. No. 10 off		USA	15	SENSENIG Dana
46:00	Sub. No. 27 off		USA	2	LEONETTI Melissa
50:15	Sub. No. 3 off		USA	28	POWLEY Lauren
50:59	Minor injury		USA	23	FALGOWSKI Katelyn
51:08	Sub. No. 23 off		USA	26	BASHORE Kayla
51:12	Sub. No. 26 off		USA	10	SNOW Tiffany
51:51	Shot PC miss		AHO	4	ELSEN Anne-Maaike
53:21	Shot miss		USA	28	POWLEY Lauren
54:24	Sub. No. 13 off		USA	3	LOY Angie
55:33	Shot save		USA	10	SNOW Tiffany
57:42	PC		USA		
58:34	Sub. No. 4 off		USA	13	SMITH Keli
58:46	Shot PC save		USA	4	DOTON Kelly
60:10	Sub. No. 10 off		USA	17	LINGO Carrie
60:10	Sub. No. 17 off		USA	9	DAWSON Sarah

Pool WB Standings

Rank	Teams	P	W	D	L	GF	GA	GD	Pts
1	USA	1	1	0	0	4	1	+3	3
2	CUB	1	1	0	0	3	1	+2	3
3	CAN	1	0	0	1	1	3	-2	0
4	AHO	1	0	0	1	1	4	-3	0

Pool WB Next Round Matches

Teams	Date	Time
USA vs CUB	17 Jul 2007	09:00
AHO vs CAN	17 Jul 2007	11:00

Legend:

%	Conversion Percentage	(C)	Captain	(GK)	Goalkeeper	D	Matches Drawn
FG	Field Goal	G	Green Card	GA	Goals Against	GD	Goal Difference
GF	Goals For	L	Matches Lost	P	Matches Played	PC	Penalty Corner
PS	Penalty Stroke	Pts	Points	R	Red Card	W	Matches Won
Y	Yellow Card						

Match Highlights

Destaque de los partidos / Destaques da partida

USA - United States America		Final score 4-1		AHO - Netherlands Antilles	
Weather Conditions				Sky Clear, 27C, Humidity 51%	
Umpires	IPARRAGUIRRE Soledad (ARG)	PEREZ CASTRO Maritza (URU)	Reserve Umpire	McCLEAN Ayanna (TRI)	

Match Statistics

USA	Goals/Shots				Cards			
	Total	%	FG	PC	PS	G	Y	R
Coach: BODIMEADE Lee								
2 LEONETTI Melissa								
3 LOY Angie	0/1	0	0/1					
4 DOTON Kelly	0/3	0		0/3				
8 DAWSON Rachel								
9 DAWSON Sarah	0/1	0	0/1					
10 SNOW Tiffany	0/3	0	0/3					
13 SMITH Keli	1/1	100		1/1				
15 SENSENIG Dana								
17 LINGO Carrie	3/3	100	2/2	1/1				
18 KASOLD Michelle								
22 BARBER Kate (C)								
23 FALGOWSKI Katelyn								
25 TRAN Amy (GK)								
26 BASHORE Kayla								
27 CRANDALL Lauren								
28 POWLEY Lauren	0/1	0	0/1					
Totals	4/14	28	2/8	2/6				

AHO	Goals/Shots				Cards			
	Total	%	FG	PC	PS	G	Y	R
Coach: SWILDENS Bas								
1 van de PAS Martieke (GK)								
2 WIEDIJK Eva (GK)								
3 van RUITEN Nienke (C)								
4 ELSEN Anne-Maaike	0/3	0		0/3				
5 NOORLANDER Theresia	0/2	0		0/2				
6 WELLENS Kiona								
7 SCHREUDER Ernestina	0/1	0	0/1					
8 van DONK Sanne								
9 van NOORT Sophie								
10 de HAAS Anika								
11 PLANTENGA Juliette								
12 HINSKENS Maria	0/1	0	0/1					
13 ROELS Pauline								
14 FESTEN Jamaine	0/1	0	0/1					
15 JOOSTEN Floortje	1/1	100	1/1					
16 LUIRINK Ilse								
Totals	1/9	11	1/4	0/5				

Play by Play

Time	Action	Score	Team	No	Player
60:34	Shot	3-1	USA	17	LINGO Carrie
63:11	Sub. No. 15 off		USA	18	KASOLD Michelle
63:27	Shot save GK		AHO	12	HINSKENS Maria
64:53	PC		USA		
65:48	Shot PC save GK		USA	4	DOTON Kelly
67:15	Sub. No. 13 off		USA	4	DOTON Kelly

Time	Action	Score	Team	No	Player
67:34	Shot miss		USA	9	DAWSON Sarah
70:00	PC		USA		
70+	Shot PC save GK		USA	4	DOTON Kelly
70+	Shot PC	4-1	USA	13	SMITH Keli

Pool WB Standings

Rank	Teams	P	W	D	L	GF	GA	GD	Pts
1	USA	1	1	0	0	4	1	+3	3
2	CUB	1	1	0	0	3	1	+2	3
3	CAN	1	0	0	1	1	3	-2	0
4	AHO	1	0	0	1	1	4	-3	0

Pool WB Next Round Matches

Teams	Date	Time
USA vs CUB	17 Jul 2007	09:00
AHO vs CAN	17 Jul 2007	11:00

Legend:

%	Conversion Percentage	(C)	Captain	(GK)	Goalkeeper	D	Matches Drawn
FG	Field Goal	G	Green Card	GA	Goals Against	GD	Goal Difference
GF	Goals For	L	Matches Lost	P	Matches Played	PC	Penalty Corner
PS	Penalty Stroke	Pts	Points	R	Red Card	W	Matches Won
Y	Yellow Card						



Match Highlights

Destaque de los partidos / Destaques da partida

USA - United States America		Final score 7-0		CUB - Cuba	
Weather Conditions				Mostly cloudy, 17C, Humidity 83%	
Umpires	ASHTON-LUCY Julie (AUS)	PEREZ CASTRO Maritza (URU)	Reserve Umpire	SANCHEZ Mercedes (ARG)	

Match Statistics

USA	Goals/Shots				Cards			
	Total	%	FG	PC	PS	G	Y	R
Coach: BODIMEADE Lee								
2 LEONETTI Melissa								
3 LOY Angie	2/2	100	2/2					
4 DOTON Kelly	2/6	33		2/6				
8 DAWSON Rachel								
9 DAWSON Sarah								
10 SNOW Tiffany	1/3	33	0/2	1/1				
13 SMITH Keli	1/2	50	0/1	1/1				
15 SENSENIG Dana	0/1	0	0/1					
17 LINGO Carrie	0/1	0	0/1					
18 KASOLD Michelle								
22 BARBER Kate (C)	0/1	0	0/1					
23 FALGOWSKI Katelyn								
25 TRAN Amy (GK)								
26 BASHORE Kayla	1/1	100		1/1				
27 CRANDALL Lauren								
28 POWLEY Lauren	0/1	0		0/1				
Totals	7/18	38	2/8	5/10				

CUB	Goals/Shots				Cards			
	Total	%	FG	PC	PS	G	Y	R
Coach:								
1 GARCIA SANCHEZ M (GK)								
2 OLIVERA B. L (GK)								
3 CASAS GONZALEZ Yeny								
4 DUQUESNE M. Y								
5 PUENTES QUERALTA Yadira	0/1	0	0/1					
6 CAIROS PIEDRA Mirialis	0/1	0		0/1		1	1	
7 TEXIDO NORIS Arisleidis	0/1	0	0/1					
8 RIVAS TRUJILLO Daimi	0/1	0	0/1					
9 RAMOS PEREZ Brizaida								
10 SERRANO MUSTELIER Aglais								
11 DRAKE TORRES Yanelis	0/2	0	0/1	0/1				
12 ROQUE ANGULO Greter	0/2	0	0/2					
13 MAYETA PEREZ Yodilaine								
14 DRAKE TORRES Yakelin (C)	0/2	0	0/1	0/1				
15 PEREZ ESTRADA Zenova	0/1	0	0/1					
16 IGLESIAS ALARCON Solienky								
Totals	0/11	0	0/8	0/3		1	1	

Play by Play

Time	Action	Score	Team	No	Player
First Half					
00:58	PC		USA		
01:42	Shot save GK		USA	17	LINGO Carrie
01:45	PC		USA		
02:06	Shot PC save GK		USA	4	DOTON Kelly
02:22	PC		USA		
02:32	Shot PC	1-0	USA	13	SMITH Keli
03:33	PC		USA		
04:26	Shot	2-0	USA	3	LOY Angie
08:50	Shot save GK		USA	10	SNOW Tiffany
08:52	PC		USA		
09:23	Shot PC save GK		USA	4	DOTON Kelly
09:28	PC		USA		
10:08	Shot PC miss		USA	4	DOTON Kelly
11:32	Sub. No. 10 off		USA	15	SENSENIG Dana
12:14	Shot save GK		CUB	14	DRAKE TORRES Yakelin
12:14	PC		USA		
12:33	Shot PC	3-0	USA	26	BASHORE Kayla
12:41	Sub. No. 14 off		CUB	7	TEXIDO NORIS Arisleidis
12:59	Sub. No. 10 off		CUB	16	IGLESIAS A. S
16:46	Sub. No. 26 off		USA	23	FALGOWSKI Katelyn
21:53	Sub. No. 3 off		USA	9	DAWSON Sarah
22:23	Sub. No. 12 off		CUB	14	DRAKE TORRES Yakelin
22:23	PC		USA		
22:47	Shot PC	4-0	USA	4	DOTON Kelly
23:22	Green Card		CUB	6	CAIROS PIEDRA Mirialis
23:49	Shot save GK		CUB	7	TEXIDO NORIS Arisleidis

Time	Action	Score	Team	No	Player
24:00	Sub. No. 27 off		USA	2	LEONETTI Melissa
24:23	PC		USA		
24:47	Shot PC save GK		USA	28	POWLEY Lauren
25:59	Sub. No. 28 off		USA	26	BASHORE Kayla
26:18	Shot miss		USA	22	BARBER Kate
26:25	Sub. No. 17 off		USA	18	KASOLD Michelle
26:54	Sub. No. 15 off		CUB	9	RAMOS PEREZ Brizaida
26:58	Sub. No. 13 off		USA	10	SNOW Tiffany
29:21	Yellow card		CUB	6	CAIROS PIEDRA Mirialis
30:59	Sub. No. 22 off		USA	17	LINGO Carrie
31:44	Minor injury		USA	15	SENSENIG Dana
32:04	Shot save GK		USA	15	SENSENIG Dana
32:27	Sub. No. 10 off		USA	3	LOY Angie
33:04	Sub. No. 15 off		USA	10	SNOW Tiffany
34:22	Suspension ends		CUB	6	CAIROS PIEDRA Mirialis

Second Half					
35:00	Sub. No. 23 off		USA	13	SMITH Keli
35:00	Sub. No. 18 off		USA	22	BARBER Kate
35:00	Sub. No. 9 off		USA	27	CRANDALL Lauren
35:00	Sub. No. 2 off		USA	28	POWLEY Lauren
35:00	Sub. No. 9 off		CUB	10	SERRANO M. A
35:00	Sub. No. 7 off		CUB	12	ROQUE ANGULO Greter
35:00	Sub. No. 16 off		CUB	15	PEREZ ESTRADA Zenova
37:03	Shot miss		USA	10	SNOW Tiffany
38:01	PC		CUB		
38:13	Shot PC save		CUB	11	DRAKE TORRES Yanelis
38:24	PC		CUB		

Pool WB Standings

Rank	Teams	P	W	D	L	GF	GA	GD	Pts
1	USA	2	2	0	0	11	1	+10	6
2	CUB	2	1	0	1	3	8	-5	3
3	CAN	1	0	0	1	1	3	-2	0
4	AHO	1	0	0	1	1	4	-3	0

Pool WB Next Round Matches

Teams	Date	Time
AHO vs CAN	17 Jul 2007	11:00
CUB vs AHO	19 Jul 2007	09:00
USA vs CAN	19 Jul 2007	11:00

Legend:

%	Conversion Percentage	(C)	Captain	(GK)	Goalkeeper	D	Matches Drawn
FG	Field Goal	G	Green Card	GA	Goals Against	GD	Goal Difference
GF	Goals For	L	Matches Lost	P	Matches Played	PC	Penalty Corner
PS	Penalty Stroke	Pts	Points	R	Red Card	W	Matches Won
Y	Yellow Card						

Match Highlights

Destaque de los partidos / Destaques da partida

USA - United States America		Final score 7-0		CUB - Cuba	
Weather Conditions				Mostly cloudy, 17C, Humidity 83%	
Umpires	ASHTON-LUCY Julie (AUS)	PEREZ CASTRO Maritza (URU)	Reserve Umpire	SANCHEZ Mercedes (ARG)	

Match Statistics

USA	Goals/Shots					Cards		
	Total	%	FG	PC	PS	G	Y	R
Coach: BODIMEADE Lee								
2 LEONETTI Melissa								
3 LOY Angie	2/2	100	2/2					
4 DOTON Kelly	2/6	33		2/6				
8 DAWSON Rachel								
9 DAWSON Sarah								
10 SNOW Tiffany	1/3	33	0/2	1/1				
13 SMITH Keli	1/2	50	0/1	1/1				
15 SENSENIG Dana	0/1	0	0/1					
17 LINGO Carrie	0/1	0	0/1					
18 KASOLD Michelle								
22 BARBER Kate (C)	0/1	0	0/1					
23 FALGOWSKI Katelyn								
25 TRAN Amy (GK)								
26 BASHORE Kayla	1/1	100		1/1				
27 CRANDALL Lauren								
28 POWLEY Lauren	0/1	0		0/1				
Totals	7/18	38	2/8	5/10				

CUB	Goals/Shots					Cards		
	Total	%	FG	PC	PS	G	Y	R
Coach:								
1 GARCIA SANCHEZ M (GK)								
2 OLIVERA B. L (GK)								
3 CASAS GONZALEZ Yeney								
4 DUQUESNE M. Y								
5 PUENTES QUERALTA Yadira	0/1	0	0/1					
6 CAIROS PIEDRA Mirialis	0/1	0		0/1		1	1	
7 TEXIDO NORIS Arisleidis	0/1	0	0/1					
8 RIVAS TRUJILLO Daimi	0/1	0	0/1					
9 RAMOS PEREZ Brizaida								
10 SERRANO MUSTELIER Aglais								
11 DRAKE TORRES Yanelis	0/2	0	0/1	0/1				
12 ROQUE ANGULO Greter	0/2	0	0/2					
13 MAYETA PEREZ Yodilaine								
14 DRAKE TORRES Yakelin (C)	0/2	0	0/1	0/1				
15 PEREZ ESTRADA Zenova	0/1	0	0/1					
16 IGLESIAS ALARCON Solienky								
Totals	0/11	0	0/8	0/3		1	1	

Play by Play

Time	Action	Score	Team	No	Player
38:47	Shot miss		CUB	12	ROQUE ANGULO Greter
40:28	Sub. No. 28 off		USA	23	FALGOWSKI Katelyn
40:46	Shot save		USA	13	SMITH Keli
41:53	PC		USA		
42:31	Shot PC save GK		USA	4	DOTON Kelly
43:05	PC		USA		
43:58	Sub. No. 10 off		USA	15	SENSENIG Dana
45:22	Shot	5-0	USA	3	LOY Angie
45:40	Sub. No. 26 off		USA	28	POWLEY Lauren
46:35	Sub. No. 4 off		CUB	9	RAMOS PEREZ Brizaida
46:58	Sub. No. 3 off		USA	9	DAWSON Sarah
49:08	Sub. No. 13 off		CUB	16	IGLESIAS A. S
49:23	Sub. No. 15 off		CUB	7	TEXIDO NORIS Arisleidis
49:31	Sub. No. 17 off		USA	18	KASOLD Michelle
51:03	Sub. No. 27 off		USA	2	LEONETTI Melissa
51:17	PC		USA		
52:22	Shot PC	6-0	USA	4	DOTON Kelly
53:52	Sub. No. 13 off		USA	10	SNOW Tiffany
53:56	Shot save GK		CUB	12	ROQUE ANGULO Greter

Time	Action	Score	Team	No	Player
54:02	PC		CUB		
54:22	Shot PC save GK		CUB	14	DRAKE TORRES Yakelin
54:37	Sub. No. 8 off		USA	17	LINGO Carrie
54:48	Shot save		CUB	8	RIVAS TRUJILLO Daimi
56:23	Shot miss		CUB	5	PUENTES Q. Y
56:37	Sub. No. 11 off		CUB	3	CASAS GONZALEZ Yeney
57:13	Sub. No. 14 off		CUB	15	PEREZ ESTRADA Zenova
58:33	Sub. No. 22 off		USA	3	LOY Angie
59:45	Shot save GK		CUB	15	PEREZ ESTRADA Zenova
61:31	PC		CUB		
62:02	Shot PC save GK		CUB	6	CAIROS PIEDRA Mirialis
63:07	Sub. No. 3 off		USA	22	BARBER Kate
63:47	Sub. No. 12 off		CUB	11	DRAKE TORRES Yanelis
64:13	Sub. No. 28 off		USA	26	BASHORE Kayla
64:16	Sub. No. 9 off		USA	13	SMITH Keli
65:01	Sub. No. 10 off		CUB	13	MAYETA PEREZ Yodilaine
65:44	Shot save		CUB	11	DRAKE TORRES Yanelis
68:01	PC		USA		
68:35	Shot PC	7-0	USA	10	SNOW Tiffany

Pool WB Standings

Rank	Teams	P	W	D	L	GF	GA	GD	Pts
1	USA	2	2	0	0	11	1	+10	6
2	CUB	2	1	0	1	3	8	-5	3
3	CAN	1	0	0	1	1	3	-2	0
4	AHO	1	0	0	1	1	4	-3	0

Pool WB Next Round Matches

Teams	Date	Time
AHO vs CAN	17 Jul 2007	11:00
CUB vs AHO	19 Jul 2007	09:00
USA vs CAN	19 Jul 2007	11:00

Legend:

%	Conversion Percentage	(C)	Captain	(GK)	Goalkeeper	D	Matches Drawn
FG	Field Goal	G	Green Card	GA	Goals Against	GD	Goal Difference
GF	Goals For	L	Matches Lost	P	Matches Played	PC	Penalty Corner
PS	Penalty Stroke	Pts	Points	R	Red Card	W	Matches Won
Y	Yellow Card						

Match Highlights

Destaques de los partidos / Destaques da partida

AHO - Netherlands Antilles		Final score 1-0	CAN - Canada	
		Weather Conditions	Sunny,23C, Humidity 80%	
Umpires	IPARRAGUIRRE Soledad (ARG)	SIMMONS Emma (BER)	Reserve Umpire	SANCHEZ Mercedes (ARG)

Match Statistics

AHO	Goals/Shots				Cards			
	Total	%	FG	PC	PS	G	Y	R
Coach: SWILDENS Bas								
1 van de PAS Marlieke (GK)								
2 WIEDIJK Eva (GK)								
3 van RUITEN Nienke (C)								
4 ELSAN Anne-Maaike	0/1	0	0/1					
5 NOORLANDER Theresia	0/1	0		0/1				
6 WELLENS Kiona	0/1	0	0/1					
7 SCHREUDER Ernestina	1/2	50	0/1	1/1				
8 van DONK Sanne								
9 van NOORT Sophie	0/1	0		0/1				
10 de HAAS Anika								
11 PLANTENGA Juliette	0/1	0	0/1					
12 HINSKENS Maria								
13 ROELS Pauline								
14 FESTEN Jamaine								
15 JOOSTEN Floortje	0/1	0	0/1					
16 LUIRINK Ilse	0/1	0	0/1					
Totals	1/9	11	0/6	1/3				

CAN	Goals/Shots				Cards			
	Total	%	FG	PC	PS	G	Y	R
Coach: BELL Sally								
1 O'HARA Cailie	0/1	0	0/1					
3 ANDERSON Megan	0/1	0	0/1					
6 KEDGLEY Philippa								
8 JAMESON Stephanie	0/1	0		0/1				
9 RUSHTON Katie								
10 de PAPE Christine	0/1	0		0/1				
11 FORBES Sarah (GK)								
13 STEPHANIE Hume	0/2	0	0/2					
14 BAKER Katie	0/1	0	0/1					1
15 LINTON Hilary								
17 DICKINSON Marian								
18 BUKER Kim								
19 RUSHTON Andrea (C)								
22 MICHALUK Tiffany								
27 LINTON Clare								
32 LIU Azelia (GK)								
Totals	0/7	0	0/5	0/2				1

Play by Play

Time	Action	Score	Team	No	Player
First Half					
02:57	Shot no shot		CAN	13	STEPHANIE Hume
04:34	Shot save		AHO	11	PLANTENGA Juliette
04:40	PC		AHO		
08:57	Shot save GK		CAN	14	BAKER Katie
10:41	Sub. No. 15 off		AHO	14	FESTEN Jamaine
11:48	Sub. No. 14 off		CAN	27	LINTON Clare
12:37	Sub. No. 13 off		CAN	17	DICKINSON Marian
12:53	Sub. No. 6 off		CAN	1	O'HARA Cailie
17:35	Sub. No. 18 off		CAN	14	BAKER Katie
19:25	Shot save GK		CAN	3	ANDERSON Megan
20:19	Sub. No. 16 off		AHO	6	WELLENS Kiona
21:57	Sub. No. 15 off		CAN	18	BUKER Kim
23:50	Shot save GK		AHO	6	WELLENS Kiona
24:52	Sub. No. 13 off		AHO	16	LUIRINK Ilse
24:58	Sub. No. 8 off		CAN	9	RUSHTON Katie
25:40	Sub. No. 17 off		CAN	13	STEPHANIE Hume
25:48	Sub. No. 22 off		CAN	6	KEDGLEY Philippa
25:52	Sub. No. 12 off		AHO	15	JOOSTEN Floortje
27:09	Sub. No. 14 off		AHO	3	van RUITEN Nienke
29:52	PC		CAN		
31:21	Shot PC save GK		CAN	10	de PAPE Christine
31:38	Sub. No. 6 off		AHO	12	HINSKENS Maria
32:37	Shot save GK		AHO	15	JOOSTEN Floortje
32:58	Sub. No. 16 off		AHO	13	ROELS Pauline
Second Half					
35:00	Sub. No. 3 off		AHO	16	LUIRINK Ilse

Time	Action	Score	Team	No	Player
35:00	Sub. No. 1 off		CAN	8	JAMESON Stephanie
35:00	Sub. No. 9 off		CAN	15	LINTON Hilary
35:00	Sub. No. 27 off		CAN	22	MICHALUK Tiffany
38:11	Shot save GK		AHO	16	LUIRINK Ilse
41:40	Shot save GK		CAN	13	STEPHANIE Hume
41:40	Sub. No. 15 off		CAN	27	LINTON Clare
41:40	Minor injury		AHO	1	van de PAS Marlieke
43:21	PC		CAN		
44:10	Shot PC miss		CAN	8	JAMESON Stephanie
47:17	Sub. No. 6 off		CAN	1	O'HARA Cailie
49:00	Sub. No. 13 off		CAN	17	DICKINSON Marian
49:25	PC		AHO		
50:09	Shot PC miss		AHO	9	van NOORT Sophie
50:09	Sub. No. 15 off		AHO	6	WELLENS Kiona
50:13	Green Card		CAN	14	BAKER Katie
51:31	Sub. No. 8 off		CAN	9	RUSHTON Katie
53:04	Sub. No. 14 off		CAN	15	LINTON Hilary
56:58	Sub. No. 13 off		AHO	3	van RUITEN Nienke
57:46	Shot save		CAN	1	O'HARA Cailie
58:39	Sub. No. 17 off		CAN	13	STEPHANIE Hume
60:04	Sub. No. 1 off		CAN	14	BAKER Katie
60:33	Shot save GK		AHO	4	ELSEN Anne-Maaike
62:01	Sub. No. 6 off		AHO	15	JOOSTEN Floortje
62:12	Sub. No. 9 off		CAN	8	JAMESON Stephanie
67:50	PC		AHO		
68:33	Shot PC save GK		AHO	5	NOORLANDER Theresia
68:54	Shot miss		AHO	7	SCHREUDER Ernestina

Pool WB Standings

Rank	Teams	P	W	D	L	GF	GA	GD	Pts
1	USA	2	2	0	0	11	1	+10	6
2	AHO	2	1	0	1	2	4	-2	3
3	CUB	2	1	0	1	3	8	-5	3
4	CAN	2	0	0	2	1	4	-3	0

Pool WB Next Round Matches

Teams	Date	Time
CUB vs AHO	19 Jul 2007	09:00
USA vs CAN	19 Jul 2007	11:00

Legend:

%	Conversion Percentage	(C)	Captain	(GK)	Goalkeeper	D	Matches Drawn
FG	Field Goal	G	Green Card	GA	Goals Against	GD	Goal Difference
GF	Goals For	L	Matches Lost	P	Matches Played	PC	Penalty Corner
PS	Penalty Stroke	Pts	Points	R	Red Card	W	Matches Won
Y	Yellow Card						



Match Highlights

Destacques de los partidos / Destaques da partida

AHO - Netherlands Antilles		Final score 1-0	CAN - Canada	
		Weather Conditions	Sunny,23C, Humidity 80%	
Umpires	IPARRAGUIRRE Soledad (ARG)	SIMMONS Emma (BER)	Reserve Umpire	SANCHEZ Mercedes (ARG)

Match Statistics

AHO	Goals/Shots				Cards			
	Total	%	FG	PC	PS	G	Y	R
Coach: SWILDENS Bas								
1 van de PAS Marlieke (GK)								
2 WIEDIJK Eva (GK)								
3 van RUITEN Nienke (C)								
4 ELSEN Anne-Maaike	0/1	0	0/1					
5 NOORLANDER Theresia	0/1	0		0/1				
6 WELLENS Kiona	0/1	0	0/1					
7 SCHREUDER Ernestina	1/2	50	0/1	1/1				
8 van DONK Sanne								
9 van NOORT Sophie	0/1	0		0/1				
10 de HAAS Anika								
11 PLANTENGA Juliette	0/1	0	0/1					
12 HINSKENS Maria								
13 ROELS Pauline								
14 FESTEN Jamaine								
15 JOOSTEN Floortje	0/1	0	0/1					
16 LUIRINK Ilse	0/1	0	0/1					
Totals	1/9	11	0/6	1/3				

CAN	Goals/Shots				Cards			
	Total	%	FG	PC	PS	G	Y	R
Coach: BELL Sally								
1 O'HARA Cailie	0/1	0	0/1					
3 ANDERSON Megan	0/1	0	0/1					
6 KEDGLEY Philippa								
8 JAMESON Stephanie	0/1	0		0/1				
9 RUSHTON Katie								
10 de PAPE Christine	0/1	0		0/1				
11 FORBES Sarah (GK)								
13 STEPHANIE Hume	0/2	0	0/2					
14 BAKER Katie	0/1	0	0/1					1
15 LINTON Hilary								
17 DICKINSON Marian								
18 BUKER Kim								
19 RUSHTON Andrea (C)								
22 MICHALUK Tiffany								
27 LINTON Clare								
32 LIU Azelia (GK)								
Totals	0/7	0	0/5	0/2				1

Play by Play

Time	Action	Score	Team	No	Player
69:43	PC		AHO		

Time	Action	Score	Team	No	Player
70:00	Shot PC	1-0	AHO	7	SCHREUDER Ernestina

Pool WB Standings

Rank	Teams	P	W	D	L	GF	GA	GD	Pts
1	USA	2	2	0	0	11	1	+10	6
2	AHO	2	1	0	1	2	4	-2	3
3	CUB	2	1	0	1	3	8	-5	3
4	CAN	2	0	0	2	1	4	-3	0

Pool WB Next Round Matches

Teams	Date	Time
CUB vs AHO	19 Jul 2007	09:00
USA vs CAN	19 Jul 2007	11:00

Legend:

%	Conversion Percentage	(C)	Captain	(GK)	Goalkeeper	D	Matches Drawn
FG	Field Goal	G	Green Card	GA	Goals Against	GD	Goal Difference
GF	Goals For	L	Matches Lost	P	Matches Played	PC	Penalty Corner
PS	Penalty Stroke	Pts	Points	R	Red Card	W	Matches Won
Y	Yellow Card						

Match Highlights

Destacados de los partidos / Destaques da partida

ARG - Argentina		Final score 6-0		URU - Uruguay	
				Weather Conditions	
				Partly cloudy,23C, Humidity 64%	
Umpires		STEWART Wendy (CAN)		McCLEAN Ayanna (TRI)	
				Reserve Umpire HASSICK Amy (USA)	

Match Statistics

ARG	Goals/Shots				Cards			
	Total	%	FG	PC	PS	G	Y	R
Coach: MINADEO Gabriel								
1 SUCCI M. Belen (GK)								
3 AICEGA Magdalena (C)								
4 LUCHETTI Rosario								
7 GULLA Alejandra	2/10	20	2/8	0/2				
8 AYMAR Luciana	0/1	0	0/1					
9 BOUZA Agustina	0/2	0	0/2					
11 REBECCHI Carla	1/1	100	1/1					
12 GONZALES OLIVA Mariana	0/1	0	0/1					
14 MARGALOT M. Mercedes	0/2	0	0/2					
16 MALOBERTI Daniela	1/4	25	1/4					
18 VUKOJICIC Paola (GK)								
19 RUSSO Marine	0/1	0	0/1					
22 AGUIRRE Gabriela	0/2	0	0/2					
24 BURKART Claudia	0/4	0	0/1	0/3				
26 KAÑEVSKY Giselle								
27 BARRIONUEVO M. Noel	2/5	40	0/1	0/2	2/2			
Totals	6/33	18	4/24	0/7	2/2			

URU	Goals/Shots				Cards			
	Total	%	FG	PC	PS	G	Y	R
Coach: CASTILLO Sebastian								
1 FAZZIO Andrea (C) (GK)								
3 CERETTA M.Bettiana								
4 RASO Alessandra							1	
5 RIOS Mariana								
6 BUENO Patricia								
7 ALGORTA Ma. Teresa								
8 CAMPOS Patricia								
9 BISIGNANO Ana Karina							1	
10 GIBERNAU Carolina							1	
11 SANGUINETTI M. Sofia								
12 LERENA Mercedes (GK)								
13 DUPONT Veronica								
14 BESSIÓ Virginia								
15 CASABO Virginia	0/1	0	0/1					
17 MUTILVA Carolina								
18 REBOLLO Eleonora								
Totals	0/1	0	0/1				2	1

Play by Play

Time	Action	Score	Team	No	Player
First Half					
01:53	Shot	1-0	ARG	16	MALOBERTI Daniela
08:57	Shot no shot		ARG	16	MALOBERTI Daniela
10:03	Sub. No. 19 off		ARG	4	LUCHETTI Rosario
10:48	Shot save GK		URU	15	CASABO Virginia
11:32	Sub. No. 15 off		URU	7	ALGORTA Ma. Teresa
11:43	Shot miss		ARG	14	MARGALOT M. Mercedes
12:00	Sub. No. 26 off		ARG	27	BARRIONUEVO M. Noel
12:19	Sub. No. 11 off		ARG	9	BOUZA Agustina
12:26	Sub. No. 16 off		ARG	22	AGUIRRE Gabriela
13:51	PC		ARG		
14:07	Sub. No. 13 off		URU	9	BISIGNANO Ana Karina
15:22	Shot miss		ARG	27	BARRIONUEVO M. Noel
16:03	Shot miss		ARG	7	GULLA Alejandra
16:20	Sub. No. 5 off		URU	8	CAMPOS Patricia
16:54	Sub. No. 7 off		ARG	11	REBECCHI Carla
17:13	Shot miss		ARG	9	BOUZA Agustina
17:38	Sub. No. 11 off		URU	15	CASABO Virginia
17:46	Sub. No. 8 off		ARG	19	RUSSO Marine
19:43	Shot save GK		ARG	9	BOUZA Agustina
20:17	Sub. No. 7 off		URU	14	BESSIÓ Virginia
20:42	Sub. No. 15 off		URU	11	SANGUINETTI M. Sofia
20:59	Sub. No. 12 off		ARG	8	AYMAR Luciana
21:26	Shot save GK		ARG	22	AGUIRRE Gabriela
21:29	PC		ARG		
21:36	Shot PC save GK		ARG	27	BARRIONUEVO M. Noel
21:52	Green Card		URU	9	BISIGNANO Ana Karina

Time	Action	Score	Team	No	Player
21:54	Shot save		ARG	24	BURKART Claudia
22:01	Minor injury		URU	3	CERETTA M.Bettiana
22:17	Sub. No. 24 off		ARG	26	KAÑEVSKY Giselle
23:02	Shot PS	2-0	ARG	27	BARRIONUEVO M. Noel
23:04	Sub. No. 17 off		URU	5	RIOS Mariana
23:17	Yellow card		URU	4	RASO Alessandra
23:30	Shot miss		ARG	22	AGUIRRE Gabriela
24:14	Sub. No. 9 off		URU	7	ALGORTA Ma. Teresa
24:38	Sub. No. 14 off		ARG	16	MALOBERTI Daniela
24:38	Sub. No. 9 off		ARG	12	GONZALES OLIVA Mariana
24:51	Sub. No. 22 off		ARG	7	GULLA Alejandra
25:25	Sub. No. 14 off		URU	15	CASABO Virginia
26:58	Sub. No. 18 off		URU	9	BISIGNANO Ana Karina
28:17	Suspension ends		URU	4	RASO Alessandra
28:42	Shot	3-0	ARG	11	REBECCHI Carla
28:49	Sub. No. 15 off		URU	13	DUPONT Veronica
29:50	Shot	4-0	ARG	7	GULLA Alejandra
29:56	Shot save GK		ARG	7	GULLA Alejandra
30:25	Sub. No. 11 off		ARG	22	AGUIRRE Gabriela
30:31	Sub. No. 26 off		ARG	14	MARGALOT M. Mercedes
30:46	PC		ARG		
31:11	Shot PC miss		ARG	7	GULLA Alejandra
31:34	Sub. No. 11 off		URU	15	CASABO Virginia
31:34	Sub. No. 5 off		URU	17	MUTILVA Carolina
32:59	Sub. No. 4 off		ARG	24	BURKART Claudia
Second Half					
35:00	Sub. No. 27 off		ARG	26	KAÑEVSKY Giselle

Pool WA Standings

Rank	Teams	P	W	D	L	GF	GA	GD	Pts
1	ARG	2	2	0	0	27	0	+27	6
2	CHI	1	1	0	0	6	0	+6	3
3	URU	2	0	0	2	0	12	-12	0
4	BRA	1	0	0	1	0	21	-21	0

Pool WA Next Round Matches

Teams	Date	Time
BRA vs CHI	17 Jul 2007	17:00
URU vs BRA	19 Jul 2007	15:00
ARG vs CHI	19 Jul 2007	17:00

Legend:

%	Conversion Percentage	(C)	Captain	(GK)	Goalkeeper	D	Matches Drawn
FG	Field Goal	G	Green Card	GA	Goals Against	GD	Goal Difference
GF	Goals For	L	Matches Lost	P	Matches Played	PC	Penalty Corner
PS	Penalty Stroke	Pts	Points	R	Red Card	W	Matches Won
Y	Yellow Card						



Match Highlights

Destques de los partidos / Destaques da partida

ARG - Argentina		Final score 6-0	URU - Uruguay	
		Weather Conditions	Partly cloudy, 23C, Humidity 64%	
Umpires	STEWART Wendy (CAN)	McCLEAN Ayanna (TRI)	Reserve Umpire	HASSICK Amy (USA)

Match Statistics

ARG	Goals/Shots				Cards			
	Total	%	FG	PC	PS	G	Y	R
Coach: MINADEO Gabriel								
1 SUCCI M. Belen (GK)								
3 AICEGA Magdalena (C)								
4 LUCHETTI Rosario								
7 GULLA Alejandra	2/10	20	2/8	0/2				
8 AYMAR Luciana	0/1	0	0/1					
9 BOUZA Agustina	0/2	0	0/2					
11 REBECCHI Carla	1/1	100	1/1					
12 GONZALES OLIVA Mariana	0/1	0	0/1					
14 MARGALOT M. Mercedes	0/2	0	0/2					
16 MALOBERTI Daniela	1/4	25	1/4					
18 VUKOJICIC Paola (GK)								
19 RUSSO Marine	0/1	0	0/1					
22 AGUIRRE Gabriela	0/2	0	0/2					
24 BURKART Claudia	0/4	0	0/1	0/3				
26 KAÑEVSKY Giselle								
27 BARRIONUEVO M. Noel	2/5	40	0/1	0/2	2/2			
Totals	6/33	18	4/24	0/7	2/2			

URU	Goals/Shots				Cards			
	Total	%	FG	PC	PS	G	Y	R
Coach: CASTILLO Sebastian								
1 FAZZIO Andrea (C) (GK)								
3 CERETTA M.Bettiana								
4 RASO Alessandra							1	
5 RIOS Mariana								
6 BUENO Patricia								
7 ALGORTA Ma. Teresa								
8 CAMPOS Patricia								
9 BISIGNANO Ana Karina							1	
10 GIBERNAU Carolina							1	
11 SANGUINETTI M. Sofia								
12 LERENA Mercedes (GK)								
13 DUPONT Veronica								
14 BESSIÓ Virginia								
15 CASABO Virginia	0/1	0	0/1					
17 MUTILVA Carolina								
18 REBOLLO Eleonora								
Totals	0/1	0	0/1			2	1	

Play by Play

Time	Action	Score	Team	No	Player
35:00	Sub. No. 22 off		ARG	11	REBECCHI Carla
35:00	Sub. No. 7 off		URU	14	BESSIÓ Virginia
36:00	Sub. No. 1 off		ARG	18	VUKOJICIC Paola
37:13	Sub. No. 14 off		URU	7	ALGORTA Ma. Teresa
37:27	Shot no shot		ARG	19	RUSSO Marine
37:37	PC		ARG		
38:12	Shot save		ARG	14	MARGALOT M. Mercedes
38:21	Sub. No. 13 off		URU	11	SANGUINETTI M. Sofia
42:24	Shot miss		ARG	7	GULLA Alejandra
43:24	Shot save		ARG	12	GONZALES OLIVA Mariana
43:44	PC		ARG		
44:07	Shot PC save GK		ARG	24	BURKART Claudia
44:20	Sub. No. 19 off		ARG	4	LUCHETTI Rosario
44:20	Sub. No. 3 off		ARG	27	BARRIONUEVO M. Noel
44:49	Shot save GK		ARG	7	GULLA Alejandra
45:06	Shot save GK		ARG	16	MALOBERTI Daniela
45:56	Sub. No. 8 off		URU	5	RIOS Mariana
46:12	Sub. No. 9 off		URU	18	REBOLLO Eleonora
46:17	Sub. No. 15 off		URU	13	DUPONT Veronica
46:22	Shot save GK		ARG	8	AYMAR Luciana
46:51	PC		ARG		
47:13	Shot PC save GK		ARG	27	BARRIONUEVO M. Noel
47:31	PC		ARG		
48:08	Shot PC save GK		ARG	24	BURKART Claudia
48:26	Sub. No. 7 off		ARG	9	BOUZA Agustina
49:13	Sub. No. 11 off		ARG	22	AGUIRRE Gabriela

Time	Action	Score	Team	No	Player
49:21	Sub. No. 11 off		URU	15	CASABO Virginia
52:41	Shot save GK		ARG	16	MALOBERTI Daniela
52:51	Sub. No. 24 off		ARG	19	RUSSO Marine
53:36	Sub. No. 16 off		ARG	7	GULLA Alejandra
54:28	Shot no shot		ARG	7	GULLA Alejandra
55:00	Sub. No. 13 off		URU	11	SANGUINETTI M. Sofia
57:08	Sub. No. 7 off		URU	14	BESSIÓ Virginia
57:13	Sub. No. 5 off		URU	8	CAMPOS Patricia
58:02	Shot save GK		ARG	7	GULLA Alejandra
58:55	Sub. No. 14 off		ARG	3	AICEGA Magdalena
59:04	Sub. No. 26 off		ARG	24	BURKART Claudia
59:24	Sub. No. 8 off		ARG	16	MALOBERTI Daniela
60:13	Sub. No. 18 off		URU	9	BISIGNANO Ana Karina
60:54	Shot	5-0	ARG	7	GULLA Alejandra
61:07	Sub. No. 14 off		URU	13	DUPONT Veronica
61:08	Green Card		URU	10	GIBERNAU Carolina
62:09	Sub. No. 11 off		URU	5	RIOS Mariana
63:08	Sub. No. 12 off		ARG	11	REBECCHI Carla
64:01	Sub. No. 10 off		URU	7	ALGORTA Ma. Teresa
66:36	PC		ARG		
66:45	Shot PC save GK		ARG	7	GULLA Alejandra
66:45	Sub. No. 1 off		URU	12	LERENA Mercedes
66:45	Shot PS	6-0	ARG	27	BARRIONUEVO M. Noel
67:08	Sub. No. 13 off		URU	10	GIBERNAU Carolina
68:00	PC		ARG		
68:08	Shot PC miss		ARG	24	BURKART Claudia
68:08	PC		ARG		

Pool WA Standings

Rank	Teams	P	W	D	L	GF	GA	GD	Pts
1	ARG	2	2	0	0	27	0	+27	6
2	CHI	1	1	0	0	6	0	+6	3
3	URU	2	0	0	2	0	12	-12	0
4	BRA	1	0	0	1	0	21	-21	0

Pool WA Next Round Matches

Teams	Date	Time
BRA vs CHI	17 Jul 2007	17:00
URU vs BRA	19 Jul 2007	15:00
ARG vs CHI	19 Jul 2007	17:00

Legend:

%	Conversion Percentage	(C)	Captain	(GK)	Goalkeeper	D	Matches Drawn
FG	Field Goal	G	Green Card	GA	Goals Against	GD	Goal Difference
GF	Goals For	L	Matches Lost	P	Matches Played	PC	Penalty Corner
PS	Penalty Stroke	Pts	Points	R	Red Card	W	Matches Won
Y	Yellow Card						

Match Highlights

Destaque de los partidos / Destaques da partida

BRA - Brazil		Final score 0-9	CHI - Chile	
		Weather Conditions	Cloudy, 19C, Humidity 83%	
Umpires	BRUNEKREEF Caroline (NED)	JUDEFIND Stephanie Ann (USA)	Reserve Umpire	HASSICK Amy (USA)

Match Statistics

BRA	Goals/Shots				Cards			
	Total	%	FG	PC	PS	G	Y	R
Coach: MARTINS JR Eduardo								
1 OLIVEIRA Lisandra (GK)								
2 BONIFACINO Mariana								
3 CABRAL Thalita								
4 NEVES Thayse								
5 BOOS Patricia (C)								
6 STEINHAUSER Ana								
7 MACHADO Tatiana								
8 ABREU Liz								
9 BETOLAZA Helena								
10 KUMVICH Virginia								
11 DOMBROWICZ Djeniffer								
12 SANTOS Ana	0/1	0	0/1					
13 BERNARDES Andrea (GK)								
14 MORAES Tiene								
15 SILVA Michelle								
16 GONÇALVES Danielle								
Totals	0/1	0	0/1					

CHI	Goals/Shots				Cards			
	Total	%	FG	PC	PS	G	Y	R
Coach: STEIN Ronald								
1 ABUD Constanza (GK)								
2 WALBAUM Sofia								
3 SANCHEZ Andrea								
4 VILLAGRA Javiera	1/2	50	0/1	1/1				
5 INFANTE Paula	1/9	11	0/2	1/7				
6 WILSON Michelle (C)	0/1	0		0/1				
7 INFANTE Daniela	2/6	33	2/6					
8 GARCIA Carolina	1/7	14	0/3	1/4				
9 RODRIGUEZ Fernanda	0/3	0	0/3					
10 FERNANDEZ Maria Jose								
11 ALBERTZ Beatriz	2/3	66	1/2	1/1				
12 SCHÜLER Claudia (GK)	0/1	0	0/1					
13 WENZ Sandra	1/1	100		1/1				
14 VARAS Carolina	0/1	0	0/1					
15 CARAM Daniela	0/3	0	0/2	0/1				
16 INFANTE Camila	1/8	12	1/8					
Totals	9/46	19	4/30	5/16				

Play by Play

Time	Action	Score	Team	No	Player
First Half					
05:27	Sub. No. 7 off		BRA	8	ABREU Liz
05:57	Shot	0-1	CHI	7	INFANTE Daniela
06:13	Shot miss		CHI	9	RODRIGUEZ Fernanda
06:30	Shot miss		CHI	7	INFANTE Daniela
07:16	Shot no shot		CHI	4	VILLAGRA Javiera
07:31	Sub. No. 8 off		BRA	7	MACHADO Tatiana
09:56	PC		CHI		
10:43	Shot PC save		CHI	6	WILSON Michelle
11:13	Sub. No. 9 off		CHI	16	INFANTE Camila
11:13	Sub. No. 10 off		CHI	14	VARAS Carolina
11:23	Shot save GK		CHI	16	INFANTE Camila
11:31	Shot miss		CHI	16	INFANTE Camila
12:06	Shot save GK		CHI	16	INFANTE Camila
12:17	Sub. No. 15 off		CHI	11	ALBERTZ Beatriz
13:34	Shot miss		CHI	16	INFANTE Camila
14:03	Shot miss		CHI	16	INFANTE Camila
14:09	PC		CHI		
14:16	Shot PC save GK		CHI	5	INFANTE Paula
14:23	PC		CHI		
14:44	Shot PC miss		CHI	5	INFANTE Paula
14:47	Sub. No. 7 off		BRA	8	ABREU Liz
15:31	Sub. No. 6 off		BRA	12	SANTOS Ana
16:44	Shot save		CHI	16	INFANTE Camila
16:48	PC		CHI		
17:08	Shot PC save GK		CHI	5	INFANTE Paula
17:13	Shot save GK		CHI	14	VARAS Carolina

Time	Action	Score	Team	No	Player
17:39	Sub. No. 6 off		CHI	2	WALBAUM Sofia
18:44	Shot save GK		CHI	8	GARCIA Carolina
18:47	PC		CHI		
19:10	Shot PC save GK		CHI	5	INFANTE Paula
19:33	PC		CHI		
19:59	Shot PC	0-2	CHI	8	GARCIA Carolina
20:31	Sub. No. 16 off		CHI	9	RODRIGUEZ Fernanda
20:47	Sub. No. 7 off		CHI	15	CARAM Daniela
21:03	Sub. No. 16 off		BRA	15	SILVA Michelle
21:08	Sub. No. 4 off		CHI	10	FERNANDEZ Maria Jose
27:43	Shot no shot		CHI	12	SCHÜLER Claudia
28:23	Sub. No. 9 off		CHI	16	INFANTE Camila
28:34	Sub. No. 8 off		CHI	4	VILLAGRA Javiera
29:14	PC		CHI		
30:01	Shot PC miss		CHI	15	CARAM Daniela
30:16	Sub. No. 15 off		BRA	7	MACHADO Tatiana
30:16	PC		CHI		
30:28	Shot PC	0-3	CHI	11	ALBERTZ Beatriz
30:55	Sub. No. 11 off		CHI	7	INFANTE Daniela
31:28	Shot miss		CHI		
31:49	PC		CHI		
32:18	Shot PC save GK		CHI	5	INFANTE Paula
32:49	Sub. No. 8 off		BRA	14	MORAES Tiene
Second Half					
35:00	Sub. No. 4 off		CHI	8	GARCIA Carolina
35:00	Sub. No. 15 off		CHI	9	RODRIGUEZ Fernanda
35:00	Sub. No. 7 off		CHI	11	ALBERTZ Beatriz

Pool WA Standings

Rank	Teams	P	W	D	L	GF	GA	GD	Pts
1	ARG	2	2	0	0	27	0	+27	6
2	CHI	2	2	0	0	15	0	+15	6
3	URU	2	0	0	2	0	12	-12	0
4	BRA	2	0	0	2	0	30	-30	0

Pool WA Next Round Matches

Teams	Date	Time
URU vs BRA	19 Jul 2007	15:00
ARG vs CHI	19 Jul 2007	17:00

Legend:

%	Conversion Percentage	(C)	Captain	(GK)	Goalkeeper	D	Matches Drawn
FG	Field Goal	G	Green Card	GA	Goals Against	GD	Goal Difference
GF	Goals For	L	Matches Lost	P	Matches Played	PC	Penalty Corner
PS	Penalty Stroke	Pts	Points	R	Red Card	W	Matches Won
Y	Yellow Card						

Match Highlights

Destaque de los partidos / Destaques da partida

BRA - Brazil		Final score 0-9		CHI - Chile	
Weather Conditions				Cloudy, 19C, Humidity 83%	
Umpires	BRUNEKREEF Caroline (NED)	JUDEFIND Stephanie Ann (USA)	Reserve Umpire	HASSICK Amy (USA)	

Match Statistics

BRA	Goals/Shots				Cards			
	Total	%	FG	PC	PS	G	Y	R
Coach: MARTINS JR Eduardo								
1 OLIVEIRA Lisandra (GK)								
2 BONIFACINO Mariana								
3 CABRAL Thalita								
4 NEVES Thayse								
5 BOOS Patricia (C)								
6 STEINHAUSER Ana								
7 MACHADO Tatiana								
8 ABREU Liz								
9 BETOLAZA Helena								
10 KUMVICH Virginia								
11 DOMBROWICZ Djeniffer								
12 SANTOS Ana	0/1	0	0/1					
13 BERNARDES Andrea (GK)								
14 MORAES Tiene								
15 SILVA Michelle								
16 GONÇALVES Danielle								
Totals	0/1	0	0/1					

CHI	Goals/Shots				Cards			
	Total	%	FG	PC	PS	G	Y	R
Coach: STEIN Ronald								
1 ABUD Constanza (GK)								
2 WALBAUM Sofia								
3 SANCHEZ Andrea								
4 VILLAGRA Javiera	1/2	50	0/1	1/1				
5 INFANTE Paula	1/9	11	0/2	1/7				
6 WILSON Michelle (C)	0/1	0		0/1				
7 INFANTE Daniela	2/6	33	2/6					
8 GARCIA Carolina	1/7	14	0/3	1/4				
9 RODRIGUEZ Fernanda	0/3	0	0/3					
10 FERNANDEZ Maria Jose								
11 ALBERTZ Beatriz	2/3	66	1/2	1/1				
12 SCHÜLER Claudia (GK)	0/1	0	0/1					
13 WENZ Sandra	1/1	100		1/1				
14 VARAS Carolina	0/1	0	0/1					
15 CARAM Daniela	0/3	0	0/2	0/1				
16 INFANTE Camila	1/8	12	1/8					
Totals	9/46	19	4/30	5/16				

Play by Play

Time	Action	Score	Team	No	Player
38:09	PC		BRA		
41:26	Shot miss		CHI	5	INFANTE Paula
41:32	Shot no shot		CHI	5	INFANTE Paula
41:36	PC		CHI		
42:00	Shot PC	0-4	CHI	5	INFANTE Paula
43:00	Shot save GK		CHI	11	ALBERTZ Beatriz
43:05	PC		CHI		
43:40	PC		CHI		
44:06	Shot PC save GK		CHI	5	INFANTE Paula
44:11	PC		CHI		
44:42	Shot PC	0-5	CHI	13	WENZ Sandra
45:11	Sub. No. 9 off		CHI	15	CARAM Daniela
45:11	Sub. No. 16 off		CHI	7	INFANTE Daniela
45:36	Sub. No. 10 off		CHI	4	VILLAGRA Javiera
45:46	Shot save GK		CHI	15	CARAM Daniela
45:51	Shot miss		CHI	15	CARAM Daniela
46:02	Sub. No. 13 off		CHI	6	WILSON Michelle
46:55	Sub. No. 14 off		BRA	8	ABREU Liz
47:42	PC		CHI		
48:23	Shot PC	0-6	CHI	4	VILLAGRA Javiera
48:38	Sub. No. 3 off		BRA	15	SILVA Michelle
49:52	PC		CHI		
50:11	Shot PC save GK		CHI	8	GARCIA Carolina
50:51	Sub. No. 3 off		CHI	13	WENZ Sandra
52:39	Sub. No. 12 off		BRA	6	STEINHAUSER Ana
52:51	PC		CHI		

Time	Action	Score	Team	No	Player
53:22	Shot PC miss		CHI	8	GARCIA Carolina
53:29	Sub. No. 8 off		CHI	10	FERNANDEZ Maria Jose
55:15	Shot	0-7	CHI	11	ALBERTZ Beatriz
56:28	Sub. No. 15 off		BRA	16	GONÇALVES Danielle
56:32	Sub. No. 11 off		CHI	16	INFANTE Camila
56:44	Sub. No. 15 off		CHI	9	RODRIGUEZ Fernanda
58:26	Shot save GK		CHI	7	INFANTE Daniela
59:33	Minor injury		BRA	10	KUMVICH Virginia
59:33	Sub. No. 14 off		CHI	8	GARCIA Carolina
59:33	Sub. No. 10 off		BRA	12	SANTOS Ana
61:02	Shot save GK		CHI	9	RODRIGUEZ Fernanda
61:02	Shot	0-8	CHI	16	INFANTE Camila
61:02	Minor injury		BRA	7	MACHADO Tatiana
61:02	Sub. No. 7 off		BRA	3	CABRAL Thalita
61:52	Shot miss		CHI	9	RODRIGUEZ Fernanda
63:45	Shot save GK		CHI	8	GARCIA Carolina
63:48	PC		CHI		
64:05	Shot PC save GK		CHI	8	GARCIA Carolina
64:42	Shot save GK		CHI	7	INFANTE Daniela
65:17	Shot save		CHI	16	INFANTE Camila
65:19	Sub. No. 1 off		BRA	13	BERNARDES Andrea
65:26	Sub. No. 4 off		CHI	14	VARAS Carolina
65:44	Shot save GK		BRA	12	SANTOS Ana
66:18	Shot	0-9	CHI	7	INFANTE Daniela
69:34	Shot miss		CHI	7	INFANTE Daniela
69:34	Shot miss		CHI	8	GARCIA Carolina

Pool WA Standings

Rank	Teams	P	W	D	L	GF	GA	GD	Pts
1	ARG	2	2	0	0	27	0	+27	6
2	CHI	2	2	0	0	15	0	+15	6
3	URU	2	0	0	2	0	12	-12	0
4	BRA	2	0	0	2	0	30	-30	0

Pool WA Next Round Matches

Teams	Date	Time
URU vs BRA	19 Jul 2007	15:00
ARG vs CHI	19 Jul 2007	17:00

Legend:

%	Conversion Percentage	(C)	Captain	(GK)	Goalkeeper	D	Matches Drawn
FG	Field Goal	G	Green Card	GA	Goals Against	GD	Goal Difference
GF	Goals For	L	Matches Lost	P	Matches Played	PC	Penalty Corner
PS	Penalty Stroke	Pts	Points	R	Red Card	W	Matches Won
Y	Yellow Card						



Match Highlights

Destacques de los partidos / Destaques da partida

CUB - Cuba		Final score 0-0		AHO - Netherlands Antilles	
Weather Conditions				Partly cloudy, 18C, Humidity 80%	
Umpires	ASHTON-LUCY Julie (AUS)	SANCHEZ Mercedes (ARG)	Reserve Umpire	PEREZ Maritza (URU)	

Match Statistics

CUB	Goals/Shots				Cards			
	Total	%	FG	PC	PS	G	Y	R
Coach:								
1 GARCIA SANCHEZ M (GK)								
2 OLIVERA B. L (GK)								
3 CASAS GONZALEZ Yoney								
4 DUQUESNE M. Y								
5 PUENTES QUERALTA Yadira	0/3	0		0/3				
6 CAIROS PIEDRA Mirialis								
7 TEXIDO NORIS Arisleidis								
8 RIVAS TRUJILLO Daimi								
9 RAMOS PEREZ Brizaida								
10 SERRANO MUSTELIER Aglais	0/2	0	0/2					
11 DRAKE TORRES Yanelis								
12 ROQUE ANGULO Greter	0/1	0	0/1					
13 MAYETA PEREZ Yodilaine	0/1	0	0/1					
14 DRAKE TORRES Yakelin (C)								
15 PEREZ ESTRADA Zenova	0/1	0	0/1			1		
16 IGLESIAS ALARCON Solienky								
Totals	0/8	0	0/5	0/3		1		

AHO	Goals/Shots				Cards			
	Total	%	FG	PC	PS	G	Y	R
Coach: SWILDENS Bas								
1 van de PAS Marlieke (GK)								
2 WIEDIJK Eva (GK)								
3 van RUITEN Nienke (C)								
4 ELSEN Anne-Maaike	0/2	0	0/2					
5 NOORLANDER Theresia	0/3	0	0/1	0/2		1		
6 WELLENS Kiona								
7 SCHREUDER Ernestina	0/1	0	0/1			1		
8 van DONK Sanne								
9 van NOORT Sophie								
10 de HAAS Anika								
11 PLANTENGA Juliette								
12 HINSKENS Maria	0/4	0	0/4					
13 ROELS Pauline	0/2	0	0/2					
14 FESTEN Jamaine	0/1	0	0/1					
15 JOOSTEN Floortje	0/3	0	0/3					
16 LUIRINK Ilse	0/1	0	0/1					
Totals	0/17	0	0/15	0/2		2		

Play by Play

Time	Action	Score	Team	No	Player
First Half					
01:21	Shot save		AHO	5	NOORLANDER Theresia
05:22	Shot save GK		AHO	12	HINSKENS Maria
08:05	Shot save		AHO	4	ELSEN Anne-Maaike
09:55	Sub. No. 10 off		CUB	16	IGLESIAS A. S
13:32	Shot save		AHO	13	ROELS Pauline
13:35	PC		AHO		
14:00	Shot PC save		AHO	5	NOORLANDER Theresia
14:01	Sub. No. 16 off		CUB	10	SERRANO M. A
15:00	Sub. No. 15 off		AHO	14	FESTEN Jamaine
15:18	Shot PC miss		CUB	5	PUENTES Q. Y
16:22	Shot miss		AHO	12	HINSKENS Maria
17:37	Shot no shot		AHO	14	FESTEN Jamaine
18:47	Sub. No. 4 off		AHO	3	van RUITEN Nienke
19:02	Shot no shot		CUB	13	MAYETA PEREZ Yodilaine
20:02	Shot no shot		AHO	7	SCHREUDER Ernestina
20:38	Shot save GK		AHO	13	ROELS Pauline
20:54	Sub. No. 14 off		AHO	15	JOOSTEN Floortje
21:00	Sub. No. 4 off		CUB	9	RAMOS PEREZ Brizaida
21:38	Shot no shot		AHO	15	JOOSTEN Floortje
22:05	Sub. No. 12 off		AHO	4	ELSEN Anne-Maaike
23:46	Green Card		AHO	5	NOORLANDER Theresia
24:54	Sub. No. 13 off		CUB	16	IGLESIAS A. S
25:50	Shot save		CUB	10	SERRANO M. A
26:12	Sub. No. 15 off		CUB	7	TEXIDO NORIS Arisleidis
30:33	Sub. No. 9 off		CUB	4	DUQUESNE M. Y
31:18	PC		CUB		

Time	Action	Score	Team	No	Player
32:12	Shot PC save GK		CUB	5	PUENTES Q. Y
32:33	Sub. No. 16 off		AHO	8	van DONK Sanne
32:41	Sub. No. 3 off		AHO	12	HINSKENS Maria
32:51	Sub. No. 14 off		CUB	15	PEREZ ESTRADA Zenova
33:38	Shot no shot		CUB	15	PEREZ ESTRADA Zenova
34:01	Shot save GK		AHO	15	JOOSTEN Floortje
34:05	PC		AHO		
34:13	Shot PC save		AHO	5	NOORLANDER Theresia
34:14	Minor injury		AHO	13	ROELS Pauline
Second Half					
35:00	Sub. No. 16 off		CUB	14	DRAKE TORRES Yakelin
37:51	Shot save GK		AHO	15	JOOSTEN Floortje
38:15	Minor injury		CUB	15	PEREZ ESTRADA Zenova
38:15	Sub. No. 15 off		CUB	13	MAYETA PEREZ Yodilaine
41:41	Sub. No. 8 off		AHO	16	LUIRINK Ilse
43:24	Sub. No. 7 off		CUB	3	CASAS GONZALEZ Yoney
44:51	PC		CUB		
46:50	Green Card		AHO	7	SCHREUDER Ernestina
47:10	Shot save		CUB	12	ROQUE ANGULO Greter
47:20	Sub. No. 12 off		CUB	16	IGLESIAS A. S
47:58	Shot save GK		AHO	16	LUIRINK Ilse
48:00	PC		AHO		
49:35	Shot save GK		AHO	12	HINSKENS Maria
49:38	Shot save		AHO	12	HINSKENS Maria
49:56	Sub. No. 3 off		CUB	15	PEREZ ESTRADA Zenova
50:25	Shot miss		AHO	4	ELSEN Anne-Maaike
50:25	Sub. No. 12 off		AHO	3	van RUITEN Nienke

Pool WB Standings

Rank	Teams	P	W	D	L	GF	GA	GD	Pts
1	USA	2	2	0	0	11	1	+10	6
2	AHO	3	1	1	1	2	4	-2	4
3	CUB	3	1	1	1	3	8	-5	4
4	CAN	2	0	0	2	1	4	-3	0

Pool WB Next Round Matches

Teams	Date	Time
USA vs CAN	19 Jul 2007	11:00

Legend:

%	Conversion Percentage	(C)	Captain	(GK)	Goalkeeper	D	Matches Drawn
FG	Field Goal	G	Green Card	GA	Goals Against	GD	Goal Difference
GF	Goals For	L	Matches Lost	P	Matches Played	PC	Penalty Corner
PS	Penalty Stroke	Pts	Points	R	Red Card	W	Matches Won
Y	Yellow Card						



Match Highlights

Destaque de los partidos / Destaques da partida

CUB - Cuba		Final score 0-0	AHO - Netherlands Antilles	
		Weather Conditions	Partly cloudy, 18C, Humidity 80%	
Umpires	ASHTON-LUCY Julie (AUS)	SANCHEZ Mercedes (ARG)	Reserve Umpire	PEREZ Maritza (URU)

Match Statistics

CUB	Goals/Shots				Cards			
	Total	%	FG	PC	PS	G	Y	R
Coach:								
1 GARCIA SANCHEZ M (GK)								
2 OLIVERA B. L (GK)								
3 CASAS GONZALEZ Yeny								
4 DUQUESNE M. Y								
5 PUENTES QUERALTA Yadira	0/3	0		0/3				
6 CAIROS PIEDRA Mirialis								
7 TEXIDO NORIS Arisleidis								
8 RIVAS TRUJILLO Daimi								
9 RAMOS PEREZ Brizaida								
10 SERRANO MUSTELIER Aglais	0/2	0	0/2					
11 DRAKE TORRES Yanelis								
12 ROQUE ANGULO Greter	0/1	0	0/1					
13 MAYETA PEREZ Yodilaine	0/1	0	0/1					
14 DRAKE TORRES Yakelin (C)								
15 PEREZ ESTRADA Zenova	0/1	0	0/1			1		
16 IGLESIAS ALARCON Solienky								
Totals	0/8	0	0/5	0/3		1		

AHO	Goals/Shots				Cards			
	Total	%	FG	PC	PS	G	Y	R
Coach: SWILDENS Bas								
1 van de PAS Martieke (GK)								
2 WIEDIJK Eva (GK)								
3 van RUITEN Nienke (C)								
4 ELSAN Anne-Maaike	0/2	0	0/2					
5 NOORLANDER Theresia	0/3	0	0/1	0/2			1	
6 WELLENS Kiona								
7 SCHREUDER Ernestina	0/1	0	0/1				1	
8 van DONK Sanne								
9 van NOORT Sophie								
10 de HAAS Anika								
11 PLANTENGA Juliette								
12 HINSKENS Maria	0/4	0	0/4					
13 ROELS Pauline	0/2	0	0/2					
14 FESTEN Jamaine	0/1	0	0/1					
15 JOOSTEN Floortje	0/3	0	0/3					
16 LUIRINK Ilse	0/1	0	0/1					
Totals	0/17	0	0/15	0/2			2	

Play by Play

Time	Action	Score	Team	No	Player
50:25	Green Card		CUB	15	PEREZ ESTRADA Zenova
50:25	Sub. No. 14 off		CUB	12	ROQUE ANGULO Greter
55:52	Sub. No. 12 off		CUB	9	RAMOS PEREZ Brizaida
57:43	Sub. No. 16 off		CUB	14	DRAKE TORRES Yakelin
59:56	Shot no shot		CUB	10	SERRANO M. A

Time	Action	Score	Team	No	Player
60:35	Sub. No. 3 off		AHO	12	HINSKENS Maria
62:30	Sub. No. 16 off		AHO	8	van DONK Sanne
66:24	Sub. No. 4 off		AHO	3	van RUITEN Nienke
68:15	PC		CUB		
68:47	Shot PC save		CUB	5	PUENTES Q. Y
69:46	Sub. No. 16 off		CUB	14	DRAKE TORRES Yakelin

Pool WB Standings

Rank	Teams	P	W	D	L	GF	GA	GD	Pts
1	USA	2	2	0	0	11	1	+10	6
2	AHO	3	1	1	1	2	4	-2	4
3	CUB	3	1	1	1	3	8	-5	4
4	CAN	2	0	0	2	1	4	-3	0

Pool WB Next Round Matches

Teams	Date	Time
USA vs CAN	19 Jul 2007	11:00

Legend:

%	Conversion Percentage	(C)	Captain	(GK)	Goalkeeper	D	Matches Drawn
FG	Field Goal	G	Green Card	GA	Goals Against	GD	Goal Difference
GF	Goals For	L	Matches Lost	P	Matches Played	PC	Penalty Corner
PS	Penalty Stroke	Pts	Points	R	Red Card	W	Matches Won
Y	Yellow Card						



Match Highlights

Destaques de los partidos / Destaques da partida

USA - United States of America		Final score 6-0		CAN - Canada	
Weather Conditions				Partly cloudy, 18C, Humidity 80%	
Umpires	McCLEAN Ayanna (TRI)	IPARRAGUIRRE Soledad (ARG)	Reserve Umpire	PEREZ Maritza (URU)	

Match Statistics

USA	Goals/Shots				Cards			
	Total	%	FG	PC	PS	G	Y	R
Coach: BODIMEADE Lee								
2 LEONETTI Melissa								
3 LOY Angie	0/2	0	0/2					
4 DOTON Kelly	1/4	25		1/4				
8 DAWSON Rachel								
9 DAWSON Sarah	0/2	0	0/2					
10 SNOW Tiffany	1/3	33	1/3					
13 SMITH Keli	0/2	0	0/2					
15 SENSENIG Dana	1/2	50		1/2				
17 LINGO Carrie	1/1	100		1/1				
18 KASOLD Michelle								
22 BARBER Kate (C)	2/4	50	2/3	0/1		1		
23 FALGOWSKI Katelyn								
25 TRAN Amy (GK)								
26 BASHORE Kayla	0/1	0	0/1					
27 CRANDALL Lauren	0/1	0	0/1					
28 POWLEY Lauren	0/1	0	0/1					
Totals	6/23	26	3/15	3/8		1		

CAN	Goals/Shots				Cards			
	Total	%	FG	PC	PS	G	Y	R
Coach: BELL Sally								
1 O'HARA Cailie								
3 ANDERSON Megan								
6 KEDGLEY Philippa	0/1	0	0/1					
8 JAMESON Stephanie (C)	0/1	0		0/1				
9 RUSHTON Katie								
10 de PAPE Christine	0/1	0		0/1				
11 FORBES Sarah (GK)								
13 STEPHANIE Hume								
14 BAKER Katie								
15 LINTON Hilary								
17 DICKINSON Marian								
18 BUKER Kim								
19 RUSHTON Andrea								
22 MICHALUK Tiffany								
27 LINTON Clare								
32 LIU Azelia (GK)								
Totals	0/3	0	0/1	0/2				

Play by Play

Time	Action	Score	Team	No	Player
First Half					
01:40	Shot save		USA	13	SMITH Keli
01:57	PC		USA		
02:12	Shot PC save GK		USA	4	DOTON Kelly
03:41	Shot miss		USA	3	LOY Angie
05:39	Shot save GK		USA	22	BARBER Kate
05:43	PC		USA		
06:09	Shot PC save GK		USA	4	DOTON Kelly
06:18	PC		USA		
08:52	Shot save GK		USA	13	SMITH Keli
09:34	PC		USA		
10:00	Shot PC	1-0	USA	17	LINGO Carrie
11:53	Sub. No. 1 off		CAN	6	KEDGLEY Philippa
12:05	Sub. No. 10 off		USA	15	SENSENIG Dana
13:03	PC		USA		
13:44	Shot PC save		USA	15	SENSENIG Dana
13:48	PC		USA		
14:04	Shot PC save GK		USA	4	DOTON Kelly
14:23	Sub. No. 9 off		CAN	14	BAKER Katie
15:07	PC		CAN		
15:50	Shot PC save GK		CAN	10	de PAPE Christine
17:43	Sub. No. 13 off		USA	9	DAWSON Sarah
17:59	Sub. No. 27 off		USA	2	LEONETTI Melissa
18:33	Sub. No. 26 off		USA	23	FALGOWSKI Katelyn
20:48	Shot	2-0	USA	22	BARBER Kate
20:59	Sub. No. 18 off		CAN	15	LINTON Hilary
21:04	Sub. No. 8 off		CAN	9	RUSHTON Katie

Time	Action	Score	Team	No	Player
22:02	Shot save		USA	28	POWLEY Lauren
22:18	Shot no shot		USA	9	DAWSON Sarah
23:17	Sub. No. 9 off		USA	10	SNOW Tiffany
24:01	Sub. No. 3 off		USA	18	KASOLD Michelle
24:12	Sub. No. 28 off		USA	26	BASHORE Kayla
24:37	Shot miss		USA	3	LOY Angie
25:45	Sub. No. 13 off		CAN	17	DICKINSON Marian
26:21	Shot miss		CAN	6	KEDGLEY Philippa
26:53	Sub. No. 14 off		CAN	8	JAMESON Stephanie
27:46	Sub. No. 15 off		CAN	18	BUKER Kim
28:12	Shot	3-0	USA	22	BARBER Kate
29:51	Sub. No. 15 off		USA	9	DAWSON Sarah
31:12	Sub. No. 22 off		USA	27	CRANDALL Lauren
Second Half					
35:00	Sub. No. 9 off		USA	3	LOY Angie
35:00	Sub. No. 18 off		USA	13	SMITH Keli
35:00	Sub. No. 23 off		USA	22	BARBER Kate
35:00	Sub. No. 2 off		USA	28	POWLEY Lauren
35:00	Sub. No. 10 off		CAN	1	O'HARA Cailie
35:00	Sub. No. 17 off		CAN	13	STEPHANIE Hume
35:00	Sub. No. 9 off		CAN	14	BAKER Katie
35:00	Sub. No. 6 off		CAN	15	LINTON Hilary
37:59	Minor injury		CAN	13	STEPHANIE Hume
38:00	Green Card		USA	22	BARBER Kate
38:19	PC		CAN		
38:55	Shot PC save GK		CAN	8	JAMESON Stephanie
41:18	PC		USA		

Pool WB Standings

Rank	Teams	P	W	D	L	GF	GA	GD	Pts
1	USA	3	3	0	0	17	1	+16	9
2	AHO	3	1	1	1	2	4	-2	4
3	CUB	3	1	1	1	3	8	-5	4
4	CAN	3	0	0	3	1	10	-9	0

Legend:

%	Conversion Percentage	(C)	Captain	(GK)	Goalkeeper	D	Matches Drawn
FG	Field Goal	G	Green Card	GA	Goals Against	GD	Goal Difference
GF	Goals For	L	Matches Lost	P	Matches Played	PC	Penalty Corner
PS	Penalty Stroke	Pts	Points	R	Red Card	W	Matches Won
Y	Yellow Card						

Match Highlights

Destaques de los partidos / Destaques da partida

USA - United States of America		Final score 6-0		CAN - Canada	
Weather Conditions				Partly cloudy, 18C, Humidity 80%	
Umpires	McCLEAN Ayanna (TRI)	IPARRAGUIRRE Soledad (ARG)	Reserve Umpire	PEREZ Maritza (URU)	

Match Statistics

USA	Goals/Shots				Cards			
	Total	%	FG	PC	PS	G	Y	R
Coach: BODIMEADE Lee								
2 LEONETTI Melissa			0/2					
3 LOY Angie	0/2	0	0/2					
4 DOTON Kelly	1/4	25		1/4				
8 DAWSON Rachel								
9 DAWSON Sarah	0/2	0	0/2					
10 SNOW Tiffany	1/3	33	1/3					
13 SMITH Keli	0/2	0	0/2					
15 SENSENIG Dana	1/2	50		1/2				
17 LINGO Carrie	1/1	100		1/1				
18 KASOLD Michelle								
22 BARBER Kate (C)	2/4	50	2/3	0/1		1		
23 FALGOWSKI Katelyn								
25 TRAN Amy (GK)								
26 BASHORE Kayla	0/1	0	0/1					
27 CRANDALL Lauren	0/1	0	0/1					
28 POWLEY Lauren	0/1	0	0/1					
Totals	6/23	26	3/15	3/8		1		

CAN	Goals/Shots				Cards			
	Total	%	FG	PC	PS	G	Y	R
Coach: BELL Sally								
1 O'HARA Cailie								
3 ANDERSON Megan								
6 KEDGLEY Philippa	0/1	0	0/1					
8 JAMESON Stephanie (C)	0/1	0		0/1				
9 RUSHTON Katie								
10 de PAPE Christine	0/1	0		0/1				
11 FORBES Sarah (GK)								
13 STEPHANIE Hume								
14 BAKER Katie								
15 LINTON Hilary								
17 DICKINSON Marian								
18 BUKER Kim								
19 RUSHTON Andrea								
22 MICHALUK Tiffany								
27 LINTON Clare								
32 LIU Azelia (GK)								
Totals	0/3	0	0/1	0/2				

Play by Play

Time	Action	Score	Team	No	Player
42:00	Shot PC	4-0	USA	4	DOTON Kelly
42:36	Sub. No. 1 off		CAN	6	KEDGLEY Philippa
45:36	Shot save GK		USA	10	SNOW Tiffany
46:01	Sub. No. 22 off		CAN	1	O'HARA Cailie
46:44	Shot	5-0	USA	10	SNOW Tiffany
46:51	Sub. No. 8 off		CAN	9	RUSHTON Katie
47:15	Sub. No. 13 off		CAN	17	DICKINSON Marian
49:12	Sub. No. 10 off		USA	15	SENSENIG Dana
49:17	Sub. No. 8 off		USA	2	LEONETTI Melissa
50:28	Sub. No. 3 off		USA	18	KASOLD Michelle
51:32	Shot save GK		USA	27	CRANDALL Lauren
56:28	PC		USA		
56:42	Shot PC save		USA	22	BARBER Kate
56:42	PC		USA		
57:40	Shot PC	6-0	USA	15	SENSENIG Dana

Time	Action	Score	Team	No	Player
58:54	Sub. No. 15 off		CAN	8	JAMESON Stephanie
58:58	Sub. No. 17 off		CAN	13	STEPHANIE Hume
59:07	Sub. No. 9 off		CAN	22	MICHALUK Tiffany
59:45	Sub. No. 28 off		USA	23	FALGOWSKI Katelyn
60:02	Sub. No. 4 off		USA	9	DAWSON Sarah
60:07	Sub. No. 17 off		USA	8	DAWSON Rachel
60:21	Sub. No. 9 off		CAN	15	LINTON Hilary
61:06	Sub. No. 13 off		USA	10	SNOW Tiffany
63:15	Sub. No. 22 off		USA	17	LINGO Carrie
64:15	Sub. No. 27 off		USA	4	DOTON Kelly
65:40	Shot save		USA	10	SNOW Tiffany
65:40	Sub. No. 1 off		CAN	6	KEDGLEY Philippa
67:17	Shot save GK		USA	26	BASHORE Kayla
68:57	Sub. No. 17 off		USA	3	LOY Angie
69:41	Shot miss		USA	9	DAWSON Sarah

Pool WB Standings

Rank	Teams	P	W	D	L	GF	GA	GD	Pts
1	USA	3	3	0	0	17	1	+16	9
2	AHO	3	1	1	1	2	4	-2	4
3	CUB	3	1	1	1	3	8	-5	4
4	CAN	3	0	0	3	1	10	-9	0

Legend:

%	Conversion Percentage	(C)	Captain	(GK)	Goalkeeper	D	Matches Drawn
FG	Field Goal	G	Green Card	GA	Goals Against	GD	Goal Difference
GF	Goals For	L	Matches Lost	P	Matches Played	PC	Penalty Corner
PS	Penalty Stroke	Pts	Points	R	Red Card	W	Matches Won
Y	Yellow Card						



Match Highlights

Destaques de los partidos / Destaques da partida

URU - Uruguay		Final score 8-0	BRA - Brazil	
		Weather Conditions	Partly cloudy, 24C, Humidity 69%	
Umpires	SIMMONS Emma (BER)	JUDEFIND Stephanie Ann (USA)	Reserve Umpire	STEWART Wendy (CAN)

Match Statistics

URU	Goals/Shots				Cards			
	Total	%	FG	PC	PS	G	Y	R
Coach: CASTILLO Sebastian								
1 FAZZIO Andrea (C) (GK)								
3 CERETTA M.Bettiana	1/4	25		1/4		1		
4 RASO Alessandra								
5 RIOS Mariana								
6 BUENO Patricia								
7 ALGORTA Ma. Teresa								
8 CAMPOS Patricia								
9 BISIGNANO Ana Karina	1/3	33	1/1	0/2				
10 GIBERNAU Carolina								
11 SANGUINETTI M. Sofia								
12 LERENA Mercedes (GK)								
13 DUPONT Veronica	1/4	25	1/2	0/2				
14 BESSIÓ Virginia	1/4	25		1/4				
15 CASABO Virginia	3/8	37	0/5	3/3				
17 MUTILVA Carolina	1/2	50	0/1	1/1				
18 REBOLLO Eleonora								
Totals	8/25	32	2/9	6/16	1			

BRA	Goals/Shots				Cards			
	Total	%	FG	PC	PS	G	Y	R
Coach: MARTINS JR Eduardo								
1 OLIVEIRA Lisandra (GK)								
2 BONIFACINO Mariana								
3 CABRAL Thalita								
4 NEVES Thayse								
5 BOOS Patricia (C)								
6 STEINHAUSER Ana								
7 MACHADO Tatiana								
8 ABREU Liz								
9 BETOLAZA Helena								
10 KUMVICH Virginia								
11 DOMBROWICZ Djeniffer								
12 SANTOS Ana								
13 BERNARDES Andrea (GK)								
14 MORAES Tiene								
15 SILVA Michelle								
16 GONÇALVES Danielle								
Totals								

Play by Play

Time	Action	Score	Team	No	Player
First Half					
01:00	PC		URU		
01:01	Shot PC save GK		URU	3	CERETTA M.Bettiana
01:30	PC		URU		
01:40	Shot PC save GK		URU	3	CERETTA M.Bettiana
01:45	Shot PC	1-0	URU	15	CASABO Virginia
06:34	Shot	2-0	URU	13	DUPONT Veronica
07:50	Sub. No. 7 off		BRA	12	SANTOS Ana
07:52	PC		URU		
08:16	Shot PC miss		URU	14	BESSIÓ Virginia
10:46	Shot miss		URU	13	DUPONT Veronica
12:09	Sub. No. 13 off		URU	7	ALGORTA Ma. Teresa
16:25	Sub. No. 5 off		URU	8	CAMPOS Patricia
17:00	Shot save		URU	15	CASABO Virginia
17:08	PC		URU		
17:46	Shot PC save GK		URU	14	BESSIÓ Virginia
17:48	Shot save GK		URU	15	CASABO Virginia
17:59	Sub. No. 14 off		URU	9	BISIGNANO Ana Karina
19:08	Sub. No. 4 off		URU	11	SANGUINETTI M. Sofia
20:18	Shot	3-0	URU	9	BISIGNANO Ana Karina
20:30	PC		URU		
21:04	Shot PC save GK		URU	9	BISIGNANO Ana Karina
21:08	Shot PC	4-0	URU	17	MUTILVA Carolina
26:00	Sub. No. 15 off		URU	13	DUPONT Veronica
26:24	Sub. No. 3 off		BRA	15	SILVA Michelle
26:41	Sub. No. 10 off		URU	5	RIOS Mariana
28:22	Sub. No. 8 off		BRA	6	STEINHAUSER Ana

Time	Action	Score	Team	No	Player
28:32	PC		URU		
29:10	Shot PC save		URU	3	CERETTA M.Bettiana
29:33	Sub. No. 7 off		URU	14	BESSIÓ Virginia
29:46	Minor injury		BRA	6	STEINHAUSER Ana
30:58	Sub. No. 6 off		BRA	3	CABRAL Thalita
31:24	PC		URU		
31:50	Shot PC	5-0	URU	14	BESSIÓ Virginia
33:52	Sub. No. 8 off		URU	10	GIBERNAU Carolina
34:23	PC		URU		
34:55	Shot PC miss		URU	13	DUPONT Veronica
Second Half					
35:00	Sub. No. 13 off		URU	15	CASABO Virginia
35:00	Sub. No. 16 off		BRA	7	MACHADO Tatiana
35:00	Sub. No. 15 off		BRA	6	STEINHAUSER Ana
37:09	PC		URU		
37:33	Shot PC	6-0	URU	3	CERETTA M.Bettiana
41:44	PC		URU		
42:15	Shot PC save GK		URU	14	BESSIÓ Virginia
42:35	Shot PC	7-0	URU	15	CASABO Virginia
42:49	Sub. No. 9 off		URU	13	DUPONT Veronica
48:11	PC		URU		
48:51	Shot PC	8-0	URU	15	CASABO Virginia
51:40	PC		URU		
52:06	Shot PC save GK		URU	13	DUPONT Veronica
52:26	Sub. No. 18 off		URU	4	RASO Alessandra
52:49	Sub. No. 13 off		URU	7	ALGORTA Ma. Teresa
54:48	Sub. No. 14 off		URU	9	BISIGNANO Ana Karina

Pool WA Standings

Rank	Teams	P	W	D	L	GF	GA	GD	Pts
1	ARG	2	2	0	0	27	0	+27	6
2	CHI	2	2	0	0	15	0	+15	6
3	URU	3	1	0	2	8	12	-4	3
4	BRA	3	0	0	3	0	38	-38	0

Pool WA Next Round Matches

Teams	Date	Time
ARG vs CHI	19 Jul 2007	17:00

Legend:

%	Conversion Percentage	(C)	Captain	(GK)	Goalkeeper	D	Matches Drawn
FG	Field Goal	G	Green Card	GA	Goals Against	GD	Goal Difference
GF	Goals For	L	Matches Lost	P	Matches Played	PC	Penalty Corner
PS	Penalty Stroke	Pts	Points	R	Red Card	W	Matches Won
Y	Yellow Card						

Match Highlights

Destacados de los partidos / Destaques da partida

URU - Uruguay		Final score 8-0	BRA - Brazil	
		Weather Conditions	Partly cloudy, 24C, Humidity 69%	
Umpires	SIMMONS Emma (BER)	JUDEFIND Stephanie Ann (USA)	Reserve Umpire	STEWART Wendy (CAN)

Match Statistics

URU	Goals/Shots				Cards			
	Total	%	FG	PC	PS	G	Y	R
Coach: CASTILLO Sebastian								
1 FAZZIO Andrea (C) (GK)								
3 CERETTA M.Bettiana	1/4	25		1/4		1		
4 RASO Alessandra								
5 RIOS Mariana								
6 BUENO Patricia								
7 ALGORTA Ma. Teresa								
8 CAMPOS Patricia								
9 BISIGNANO Ana Karina	1/3	33	1/1	0/2				
10 GIBERNAU Carolina								
11 SANGUINETTI M. Sofia								
12 LERENA Mercedes (GK)								
13 DUPONT Veronica	1/4	25	1/2	0/2				
14 BESSIÓ Virginia	1/4	25		1/4				
15 CASABO Virginia	3/8	37	0/5	3/3				
17 MUTILVA Carolina	1/2	50	0/1	1/1				
18 REBOLLO Eleonora								
Totals	8/25	32	2/9	6/16		1		

BRA	Goals/Shots				Cards			
	Total	%	FG	PC	PS	G	Y	R
Coach: MARTINS JR Eduardo								
1 OLIVEIRA Lisandra (GK)								
2 BONIFACINO Mariana								
3 CABRAL Thalita								
4 NEVES Thayse								
5 BOOS Patricia (C)								
6 STEINHAUSER Ana								
7 MACHADO Tatiana								
8 ABREU Liz								
9 BETOLAZA Helena								
10 KUMVICH Virginia								
11 DOMBROWICZ Djeniffer								
12 SANTOS Ana								
13 BERNARDES Andrea (GK)								
14 MORAES Tiene								
15 SILVA Michelle								
16 GONÇALVES Danielle								
Totals								

Play by Play

Time	Action	Score	Team	No	Player
55:56	PC		URU		
56:30	Shot PC save GK		URU	9	BISIGNANO Ana Karina
57:13	Green Card		URU	3	CERETTA M.Bettiana
58:10	Shot save GK		URU	15	CASABO Virginia
58:24	Minor injury		BRA	3	CABRAL Thalita
58:24	Sub. No. 3 off		BRA	16	GONÇALVES Danielle
59:47	Sub. No. 11 off		URU	18	REBOLLO Eleonora
62:09	Shot save GK		URU	17	MUTILVA Carolina
62:32	PC		URU		

Time	Action	Score	Team	No	Player
63:09	PC		URU		
63:33	Sub. No. 9 off		URU	13	DUPONT Veronica
63:52	Sub. No. 17 off		URU	9	BISIGNANO Ana Karina
65:05	Sub. No. 7 off		URU	14	BESSIÓ Virginia
66:02	Minor injury		BRA	7	MACHADO Tatiana
67:41	Shot miss		URU	15	CASABO Virginia
67:56	Sub. No. 5 off		URU	8	CAMPOS Patricia
69:31	Shot save		URU	15	CASABO Virginia
69:39	PC		URU		

Pool WA Standings

Rank	Teams	P	W	D	L	GF	GA	GD	Pts
1	ARG	2	2	0	0	27	0	+27	6
2	CHI	2	2	0	0	15	0	+15	6
3	URU	3	1	0	2	8	12	-4	3
4	BRA	3	0	0	3	0	38	-38	0

Pool WA Next Round Matches

Teams	Date	Time
ARG vs CHI	19 Jul 2007	17:00

Legend:

%	Conversion Percentage	(C)	Captain	(GK)	Goalkeeper	D	Matches Drawn
FG	Field Goal	G	Green Card	GA	Goals Against	GD	Goal Difference
GF	Goals For	L	Matches Lost	P	Matches Played	PC	Penalty Corner
PS	Penalty Stroke	Pts	Points	R	Red Card	W	Matches Won
Y	Yellow Card						

Match Highlights

Destaque de los partidos / Destaques da partida

ARG - Argentina		Final score 2-1	CHI - Chile	
		Weather Conditions	Partly cloudy, 24C, Humidity 69%	
Umpires	BRUNEKREEF Caroline (NED)	HASSICK Amy (USA)	Reserve Umpire	STEWART Wendy (CAN)

Match Statistics

ARG	Goals/Shots				Cards			
	Total	%	FG	PC	PS	G	Y	R
Coach: MINADEO Gabriel								
1 SUCCI M. Belen (GK)								
3 AICEGA Magdalena (C)	0/1	0		0/1		1		
4 LUCHETTI Rosario	0/1	0	0/1					
7 GULLA Alejandra	0/3	0	0/2	0/1				
8 AYMAR Luciana	2/7	28	2/5	0/2				
9 BOUZA Agustina	0/1	0	0/1					
11 REBECCHI Carla	0/1	0	0/1					
12 GONZALES OLIVA Mariana	0/2	0	0/2					
14 MARGALOT M. Mercedes	0/1	0	0/1					
16 MALOBERTI Daniela	0/1	0	0/1					
18 VUKOJICIC Paola (GK)								
19 RUSSO Marine								
22 AGUIRRE Gabriela	0/2	0	0/2					
24 BURKART Claudia	0/1	0		0/1				
26 KAÑEVSKY Giselle								
27 BARRIONUEVO M. Noel	0/3	0		0/3				
Totals	2/24	8	2/16	0/8		1		

CHI	Goals/Shots				Cards			
	Total	%	FG	PC	PS	G	Y	R
Coach: STEIN Ronald								
1 ABUD Constanza (GK)								
2 WALBAUM Sofia								
3 SANCHEZ Andrea								
4 VILLAGRA Javiera								
5 INFANTE Paula	1/2	50		1/2				
6 WILSON Michelle (C)								
7 INFANTE Daniela	0/1	0	0/1					
8 GARCIA Carolina	0/1	0		0/1				
9 RODRIGUEZ Fernanda								
10 FERNANDEZ Maria Jose								
11 ALBERTZ Beatriz								
12 SCHÜLER Claudia (GK)								
13 WENZ Sandra								
14 VARAS Carolina								
15 CARAM Daniela								
16 INFANTE Camila								
Totals	1/4	25	0/1	1/3				

Play by Play

Time	Action	Score	Team	No	Player
First Half					
02:02	PC		ARG		
02:34	Shot PC save GK		ARG	24	BURKART Claudia
06:06	Shot miss		CHI	7	INFANTE Daniela
08:56	Minor injury		ARG	11	REBECCHI Carla
09:00	Sub. No. 11 off		ARG	9	BOUZA Agustina
09:44	Sub. No. 10 off		CHI	14	VARAS Carolina
09:49	Sub. No. 16 off		CHI	9	RODRIGUEZ Fernanda
10:01	Sub. No. 4 off		ARG	19	RUSSO Marine
11:33	Sub. No. 7 off		CHI	11	ALBERTZ Beatriz
11:41	Sub. No. 16 off		ARG	22	AGUIRRE Gabriela
12:35	PC		CHI		
13:31	Shot PC save GK		CHI	5	INFANTE Paula
13:46	Shot PC save GK		CHI	8	GARCIA Carolina
14:11	Sub. No. 14 off		ARG	26	KAÑEVSKY Giselle
14:22	Sub. No. 7 off		ARG	11	REBECCHI Carla
14:56	Shot miss		ARG	8	AYMAR Luciana
16:40	Sub. No. 4 off		CHI	10	FERNANDEZ Maria Jose
16:53	Shot save GK		ARG	22	AGUIRRE Gabriela
17:11	Shot save GK		ARG	8	AYMAR Luciana
17:53	Sub. No. 12 off		ARG	4	LUCHETTI Rosario
17:59	Green Card		ARG	3	AICEGA Magdalena
18:07	Sub. No. 22 off		ARG	16	MALOBERTI Daniela
20:14	Sub. No. 6 off		CHI	13	WENZ Sandra
20:18	Sub. No. 9 off		ARG	7	GULLA Alejandra
20:21	Sub. No. 15 off		CHI	7	INFANTE Daniela
21:30	Sub. No. 9 off		CHI	16	INFANTE Camila

Time	Action	Score	Team	No	Player
22:05	Sub. No. 8 off		ARG	12	GONZALES OLIVA Mariana
22:24	PC		CHI		
23:20	Shot PC	0-1	CHI	5	INFANTE Paula
23:47	Sub. No. 8 off		CHI	4	VILLAGRA Javiera
25:41	Sub. No. 19 off		ARG	8	AYMAR Luciana
26:50	Shot save GK		ARG	12	GONZALES OLIVA Mariana
26:58	Sub. No. 26 off		ARG	14	MARGALOT M. Mercedes
29:45	Sub. No. 16 off		CHI	9	RODRIGUEZ Fernanda
30:03	Sub. No. 14 off		CHI	8	GARCIA Carolina
30:06	Sub. No. 11 off		CHI	15	CARAM Daniela
Second Half					
35:00	Sub. No. 4 off		ARG	19	RUSSO Marine
35:00	Sub. No. 15 off		CHI	16	INFANTE Camila
35:00	Sub. No. 10 off		CHI	11	ALBERTZ Beatriz
35:00	Sub. No. 9 off		CHI	14	VARAS Carolina
35:00	Sub. No. 3 off		CHI	6	WILSON Michelle
36:00	Sub. No. 12 off		CHI	1	ABUD Constanza
36:51	PC		ARG		
37:19	Shot PC save GK		ARG	27	BARRIONUEVO M. Noel
38:02	PC		ARG		
38:32	Shot PC miss		ARG	27	BARRIONUEVO M. Noel
39:01	Shot save		ARG	7	GULLA Alejandra
40:08	Shot save		ARG	14	MARGALOT M. Mercedes
42:45	Sub. No. 16 off		CHI	9	RODRIGUEZ Fernanda
43:05	Shot miss		ARG	16	MALOBERTI Daniela
43:36	Shot save		ARG	12	GONZALES OLIVA Mariana
44:02	Shot miss		ARG	7	GULLA Alejandra

Pool WA Standings

Rank	Teams	P	W	D	L	GF	GA	GD	Pts
1	ARG	3	3	0	0	29	1	+28	9
2	CHI	3	2	0	1	16	2	+14	6
3	URU	3	1	0	2	8	12	-4	3
4	BRA	3	0	0	3	0	38	-38	0

Legend:

%	Conversion Percentage	(C)	Captain	(GK)	Goalkeeper	D	Matches Drawn
FG	Field Goal	G	Green Card	GA	Goals Against	GD	Goal Difference
GF	Goals For	L	Matches Lost	P	Matches Played	PC	Penalty Corner
PS	Penalty Stroke	Pts	Points	R	Red Card	W	Matches Won
Y	Yellow Card						

Match Highlights

Destacados de los partidos / Destaques da partida

ARG - Argentina		Final score 2-1	CHI - Chile	
		Weather Conditions	Partly cloudy, 24C, Humidity 69%	
Umpires	BRUNEKREEF Caroline (NED)	HASSICK Amy (USA)	Reserve Umpire	STEWART Wendy (CAN)

Match Statistics

ARG	Goals/Shots				Cards			
	Total	%	FG	PC	PS	G	Y	R
Coach: MINADEO Gabriel								
1 SUCCI M. Belen (GK)								
3 AICEGA Magdalena (C)	0/1	0		0/1		1		
4 LUCHETTI Rosario	0/1	0	0/1					
7 GULLA Alejandra	0/3	0	0/2	0/1				
8 AYMAR Luciana	2/7	28	2/5	0/2				
9 BOUZA Agustina	0/1	0	0/1					
11 REBECCHI Carla	0/1	0	0/1					
12 GONZALES OLIVA Mariana	0/2	0	0/2					
14 MARGALOT M. Mercedes	0/1	0	0/1					
16 MALOBERTI Daniela	0/1	0	0/1					
18 VUKOJICIC Paola (GK)								
19 RUSSO Marine								
22 AGUIRRE Gabriela	0/2	0	0/2					
24 BURKART Claudia	0/1	0		0/1				
26 KAÑEVSKY Giselle								
27 BARRIONUEVO M. Noel	0/3	0		0/3				
Totals	2/24	8	2/16	0/8		1		

CHI	Goals/Shots				Cards			
	Total	%	FG	PC	PS	G	Y	R
Coach: STEIN Ronald								
1 ABUD Constanza (GK)								
2 WALBAUM Sofia								
3 SANCHEZ Andrea								
4 VILLAGRA Javiera								
5 INFANTE Paula	1/2	50		1/2				
6 WILSON Michelle (C)								
7 INFANTE Daniela	0/1	0	0/1					
8 GARCIA Carolina	0/1	0		0/1				
9 RODRIGUEZ Fernanda								
10 FERNANDEZ Maria Jose								
11 ALBERTZ Beatriz								
12 SCHÜLER Claudia (GK)								
13 WENZ Sandra								
14 VARAS Carolina								
15 CARAM Daniela								
16 INFANTE Camila								
Totals	1/4	25	0/1	1/3				

Play by Play

Time	Action	Score	Team	No	Player
44:51	Sub. No. 16 off		ARG	4	LUCHETTI Rosario
45:04	Sub. No. 4 off		CHI	10	FERNANDEZ Maria Jose
45:07	Sub. No. 7 off		CHI	15	CARAM Daniela
45:07	Shot save GK		ARG	11	REBECCHI Carla
47:07	Shot	1-1	ARG	8	AYMAR Luciana
49:27	Sub. No. 8 off		CHI	4	VILLAGRA Javiera
50:01	Shot save		ARG	4	LUCHETTI Rosario
50:56	Minor injury		CHI	5	INFANTE Paula
50:56	Sub. No. 7 off		ARG	22	AGUIRRE Gabriela
50:56	Sub. No. 11 off		ARG	9	BOUZA Agustina
52:16	Shot miss		ARG	8	AYMAR Luciana
53:46	PC		ARG		
54:24	Shot PC save GK		ARG	27	BARRIONUEVO M. Noel
54:29	PC		ARG		
54:52	Shot PC save GK		ARG	8	AYMAR Luciana
55:10	Sub. No. 11 off		CHI	7	INFANTE Daniela

Time	Action	Score	Team	No	Player
55:14	Sub. No. 9 off		CHI	16	INFANTE Camila
57:08	Sub. No. 22 off		ARG	11	REBECCHI Carla
57:32	Shot save GK		ARG	9	BOUZA Agustina
59:00	Sub. No. 4 off		ARG	7	GULLA Alejandra
59:10	Sub. No. 9 off		ARG	16	MALOBERTI Daniela
61:20	Sub. No. 15 off		CHI	9	RODRIGUEZ Fernanda
62:08	PC		ARG		
62:54	Shot PC save GK		ARG	7	GULLA Alejandra
62:55	Sub. No. 14 off		CHI	11	ALBERTZ Beatriz
63:56	Shot	2-1	ARG	8	AYMAR Luciana
64:33	Sub. No. 11 off		ARG	22	AGUIRRE Gabriela
65:10	Sub. No. 12 off		ARG	4	LUCHETTI Rosario
65:15	Sub. No. 27 off		ARG	26	KAÑEVSKY Giselle
65:41	PC		ARG		
66:23	Shot PC save GK		ARG	3	AICEGA Magdalena
66:35	Shot PC miss		ARG	8	AYMAR Luciana
66:55	Shot save GK		ARG	22	AGUIRRE Gabriela

Pool WA Standings

Rank	Teams	P	W	D	L	GF	GA	GD	Pts
1	ARG	3	3	0	0	29	1	+28	9
2	CHI	3	2	0	1	16	2	+14	6
3	URU	3	1	0	2	8	12	-4	3
4	BRA	3	0	0	3	0	38	-38	0

Legend:

%	Conversion Percentage	(C)	Captain	(GK)	Goalkeeper	D	Matches Drawn
FG	Field Goal	G	Green Card	GA	Goals Against	GD	Goal Difference
GF	Goals For	L	Matches Lost	P	Matches Played	PC	Penalty Corner
PS	Penalty Stroke	Pts	Points	R	Red Card	W	Matches Won
Y	Yellow Card						

Match Highlights

Destaque de los partidos / Destaques da partida

URU - Uruguay		Final score 0-3	CAN - Canada	
		Weather Conditions	Sky Clear, 17C, Humidity 80%	
Umpires	SANCHEZ Mercedes (ARG)	SIMMONS Emma (BER)	Reserve Umpire	McCLEAN Ayanna (TRI)

Match Statistics

URU	Goals/Shots				Cards			
	Total	%	FG	PC	PS	G	Y	R
Coach: CASTILLO Sebastian								
1 FAZZIO Andrea (C) (GK)								
3 CERETTA M.Bettiana	0/1	0		0/1				
4 RASO Alessandra								
5 RIOS Mariana	0/1	0		0/1				
6 BUENO Patricia								
7 ALGORTA Ma. Teresa								
8 CAMPOS Patricia								
9 BISIGNANO Ana Karina	0/3	0	0/2	0/1				
10 GIBERNAU Carolina								
11 SANGUINETTI M. Sofia	0/3	0	0/2	0/1				
12 LERENA Mercedes (GK)								
13 DUPONT Veronica								
14 BESSIÓ Virginia	0/1	0	0/1					
15 CASABO Virginia	0/2	0	0/2			1		
17 MUTILVA Carolina	0/3	0	0/3					
18 REBOLLO Eleonora								
Totals	0/14	0	0/10	0/4		1		

CAN	Goals/Shots				Cards			
	Total	%	FG	PC	PS	G	Y	R
Coach: BELL Sally								
1 O'HARA Cailie	0/1	0	0/1					
3 ANDERSON Megan								
6 KEDGLEY Philippa								
8 JAMESON Stephanie								
9 RUSHTON Katie	1/1	100		1/1				
10 de PAPE Christine								
11 FORBES Sarah (GK)								
13 STEPHANIE Hume	0/1	0		0/1				
14 BAKER Katie	1/1	100		1/1				
15 LINTON Hilary								
17 DICKINSON Marian								
18 BUKER Kim	0/1	0	0/1					
19 RUSHTON Andrea (C)	1/2	50	1/1	0/1				
22 MICHALUK Tiffany	0/1	0	0/1					
27 LINTON Clare								
32 LIU Azelia (GK)								
Totals	3/8	37	1/4	2/4				

Play by Play

Time	Action	Score	Team	No	Player
First Half					
09:12	Sub. No. 6 off		CAN	1	O'HARA Cailie
09:25	Sub. No. 8 off		URU	13	DUPONT Veronica
11:25	Sub. No. 13 off		CAN	14	BAKER Katie
14:08	Sub. No. 22 off		CAN	17	DICKINSON Marian
14:57	Sub. No. 15 off		URU	9	BISIGNANO Ana Karina
15:41	Sub. No. 13 off		URU	7	ALGORTA Ma. Teresa
16:53	Sub. No. 5 off		URU	8	CAMPOS Patricia
18:00	Shot miss		URU	9	BISIGNANO Ana Karina
18:17	Shot miss		CAN	1	O'HARA Cailie
19:18	Sub. No. 9 off		CAN	15	LINTON Hilary
19:59	Sub. No. 9 off		URU	14	BESSIÓ Virginia
20:08	Sub. No. 7 off		URU	15	CASABO Virginia
20:16	PC		CAN		
20:59	Shot PC save GK		CAN	19	RUSHTON Andrea
21:03	PC		CAN		
21:30	Shot PC	0-1	CAN	14	BAKER Katie
21:42	Sub. No. 17 off		CAN	13	STEPHANIE Hume
22:02	Sub. No. 14 off		CAN	22	MICHALUK Tiffany
22:18	Shot save		URU	11	SANGUINETTI M. Sofia
23:06	Shot PC save		URU	11	SANGUINETTI M. Sofia
23:14	Shot miss		URU	11	SANGUINETTI M. Sofia
23:24	Shot save		URU	14	BESSIÓ Virginia
24:16	Sub. No. 15 off		CAN	9	RUSHTON Katie
25:06	Sub. No. 1 off		CAN	6	KEDGLEY Philippa
25:11	Sub. No. 8 off		URU	5	RIOS Mariana
26:48	Sub. No. 14 off		CAN	18	BUKER Kim
29:08	Sub. No. 18 off		URU	9	BISIGNANO Ana Karina
32:06	Sub. No. 14 off		URU	13	DUPONT Veronica
32:26	Sub. No. 5 off		URU	8	CAMPOS Patricia
32:56	Shot miss		URU	15	CASABO Virginia
33:57	PC		CAN		
34:39	Shot PC	0-2	CAN	9	RUSHTON Katie

Time	Action	Score	Team	No	Player
34:53	Sub. No. 11 off		URU	7	ALGORTA Ma. Teresa
34:53	Sub. No. 18 off		CAN	14	BAKER Katie
Second Half					
35:00	Sub. No. 8 off		CAN	18	BUKER Kim
35:00	Sub. No. 14 off		CAN	15	LINTON Hilary
38:06	Shot save GK		CAN	18	BUKER Kim
38:45	Sub. No. 9 off		URU	18	REBOLLO Eleonora
39:01	Green Card		URU	15	CASABO Virginia
39:01	Sub. No. 7 off		URU	5	RIOS Mariana
39:02	Sub. No. 13 off		URU	11	SANGUINETTI M. Sofia
43:27	PC		CAN		
44:09	Shot PC save GK		CAN	13	STEPHANIE Hume
44:37	Shot	0-3	CAN	19	RUSHTON Andrea
44:49	Sub. No. 10 off		URU	7	ALGORTA Ma. Teresa
45:10	Sub. No. 6 off		CAN	1	O'HARA Cailie
45:14	Sub. No. 18 off		CAN	14	BAKER Katie
45:14	Sub. No. 13 off		CAN	17	DICKINSON Marian
45:29	PC		URU		
46:20	Shot PC save		URU	3	CERETTA M.Bettiana
47:15	Sub. No. 9 off		CAN	8	JAMESON Stephanie
47:55	Shot no shot		URU	17	MUTILVA Carolina
50:28	Sub. No. 10 off		CAN	18	BUKER Kim
53:20	Sub. No. 11 off		URU	10	GIBERNAU Carolina
53:26	Sub. No. 8 off		CAN	9	RUSHTON Katie
54:10	Sub. No. 5 off		URU	14	BESSIÓ Virginia
54:47	Sub. No. 22 off		CAN	6	KEDGLEY Philippa
55:03	Sub. No. 15 off		CAN	13	STEPHANIE Hume
55:34	Shot miss		URU	17	MUTILVA Carolina
56:07	Sub. No. 17 off		URU	13	DUPONT Veronica
57:55	Shot miss		URU	15	CASABO Virginia
59:20	Sub. No. 15 off		URU	9	BISIGNANO Ana Karina
59:38	Sub. No. 17 off		CAN	15	LINTON Hilary
59:52	Sub. No. 1 off		CAN	22	MICHALUK Tiffany

Legend:

%	Conversion Percentage	(C)	Captain	(GK)	Goalkeeper	D	Matches Drawn
FG	Field Goal	G	Green Card	GA	Goals Against	GD	Goal Difference
GF	Goals For	L	Matches Lost	P	Matches Played	PC	Penalty Corner
PS	Penalty Stroke	Pts	Points	R	Red Card	W	Matches Won
Y	Yellow Card						

Match Highlights

Destques de los partidos / Destaques da partida

URU - Uruguay		Final score 0-3	CAN - Canada	
		Weather Conditions	Sky Clear,17C, Humidity 80%	
Umpires	SANCHEZ Mercedes (ARG)	SIMMONS Emma (BER)	Reserve Umpire	McCLEAN Ayanna (TRI)

Match Statistics

URU	Goals/Shots				Cards			
	Total	%	FG	PC	PS	G	Y	R
Coach: CASTILLO Sebastian								
1 FAZZIO Andrea (C) (GK)								
3 CERETTA M.Bettiana	0/1	0		0/1				
4 RASO Alessandra								
5 RIOS Mariana	0/1	0		0/1				
6 BUENO Patricia								
7 ALGORTA Ma. Teresa								
8 CAMPOS Patricia								
9 BISIGNANO Ana Karina	0/3	0	0/2	0/1				
10 GIBERNAU Carolina								
11 SANGUINETTI M. Sofia	0/3	0	0/2	0/1				
12 LERENA Mercedes (GK)								
13 DUPONT Veronica								
14 BESSIÓ Virginia	0/1	0	0/1					
15 CASABO Virginia	0/2	0	0/2			1		
17 MUTILVA Carolina	0/3	0	0/3					
18 REBOLLO Eleonora								
Totals	0/14	0	0/10	0/4		1		

CAN	Goals/Shots				Cards			
	Total	%	FG	PC	PS	G	Y	R
Coach: BELL Sally								
1 O'HARA Cailie	0/1	0	0/1					
3 ANDERSON Megan								
6 KEDGLEY Philippa								
8 JAMESON Stephanie								
9 RUSHTON Katie	1/1	100		1/1				
10 de PAPE Christine								
11 FORBES Sarah (GK)								
13 STEPHANIE Hume	0/1	0		0/1				
14 BAKER Katie	1/1	100		1/1				
15 LINTON Hilary								
17 DICKINSON Marian								
18 BUKER Kim	0/1	0	0/1					
19 RUSHTON Andrea (C)	1/2	50	1/1	0/1				
22 MICHALUK Tiffany	0/1	0	0/1					
27 LINTON Clare								
32 LIU Azelia (GK)								
Totals	3/8	37	1/4	2/4				

Play by Play

Time	Action	Score	Team	No	Player
61:11	Sub. No. 14 off		URU	17	MUTILVA Carolina
61:47	Shot save GK		URU	17	MUTILVA Carolina
62:07	Shot miss		URU	9	BISIGNANO Ana Karina
62:13	PC		URU		
63:09	Shot PC save		URU	9	BISIGNANO Ana Karina
63:15	Shot save GK		CAN	22	MICHALUK Tiffany

Time	Action	Score	Team	No	Player
63:21	Sub. No. 9 off		CAN	8	JAMESON Stephanie
64:03	Sub. No. 8 off		URU	5	RIOS Mariana
64:03	Sub. No. 13 off		URU	15	CASABO Virginia
64:14	Sub. No. 1 off		URU	12	LERENA Mercedes
67:19	PC		URU		
68:04	Shot PC miss		URU	5	RIOS Mariana
68:04	Sub. No. 7 off		URU	14	BESSIÓ Virginia

Legend:

%	Conversion Percentage	(C)	Captain	(GK)	Goalkeeper	D	Matches Drawn
FG	Field Goal	G	Green Card	GA	Goals Against	GD	Goal Difference
GF	Goals For	L	Matches Lost	P	Matches Played	PC	Penalty Corner
PS	Penalty Stroke	Pts	Points	R	Red Card	W	Matches Won
Y	Yellow Card						

Match Highlights

Destaque de los partidos / Destaques da partida

CUB - Cuba		Final score 7-0	BRA - Brazil	
		Weather Conditions	Sunny,24C, Humidity 94%	
Umpires	PEREZ Maritza (URU)	HASSICK Amy (USA)	Reserve Umpire	JUDEFIND Stephanie Ann (USA)

Match Statistics

CUB	Goals/Shots				Cards			
	Total	%	FG	PC	PS	G	Y	R
Coach:								
1 GARCIA SANCHEZ M (GK)								
2 OLIVERA B. L (GK)								
3 CASAS GONZALEZ Yoney	1/1	100	1/1			1		
4 DUQUESNE M. Y								
5 PUENTES QUERALTA Yadira	0/10	0	0/3	0/7				
6 CAIROS PIEDRA Mirialis	0/7	0	0/3	0/4				
7 TEXIDO NORIS Arisleidis								
8 RIVAS TRUJILLO Daimi								
9 RAMOS PEREZ Brizaida								
10 SERRANO MUSTELIER Aglais	0/4	0	0/4					
11 DRAKE TORRES Yanelis	1/4	25	1/2	0/2				
12 ROQUE ANGULO Greter	3/10	30	2/7	1/3				
13 MAYETA PEREZ Yodilaine								
14 DRAKE TORRES Yakelin (C)	1/6	16	1/6					
15 PEREZ ESTRADA Zenova	1/4	25	1/4					
16 IGLESIAS ALARCON Solienky	0/1	0	0/1					
Totals	7/47	14	6/31	1/16		1		

BRA	Goals/Shots				Cards			
	Total	%	FG	PC	PS	G	Y	R
Coach: MARTINS JR Eduardo								
1 OLIVEIRA Lisandra (GK)								
2 BONIFACINO Mariana								
3 CABRAL Thalita	0/1	0		0/1				
4 NEVES Thayse								
5 BOOS Patricia (C)								
6 STEINHAUSER Ana								
7 MACHADO Tatiana								1
8 ABREU Liz								
9 BETOLAZA Helena	0/1	0	0/1					
10 KUMVICH Virginia	0/1	0	0/1					
11 DOMBROWICZ Djeniffer								
12 SANTOS Ana								
13 BERNARDES Andrea (GK)								
14 MORAES Tiene								
15 SILVA Michelle								
16 GONÇALVES Danielle								
Totals	0/3	0	0/2	0/1		1		

Play by Play

Time	Action	Score	Team	No	Player
First Half					
01:58	Shot save GK		CUB	12	ROQUE ANGULO Greter
03:27	Shot save GK		CUB	12	ROQUE ANGULO Greter
03:29	PC		CUB		
04:13	Shot PC save GK		CUB	5	PUENTES Q. Y
04:21	PC		CUB		
04:36	Shot PC save		CUB	6	CAIROS PIEDRA Mirialis
04:44	Shot save		CUB	6	CAIROS PIEDRA Mirialis
06:03	Shot save		CUB	14	DRAKE TORRES Yakelin
06:06	Shot save GK		CUB	14	DRAKE TORRES Yakelin
06:16	PC		CUB		
06:37	Shot PC save GK		CUB	11	DRAKE TORRES Yanelis
07:07	Shot	1-0	CUB	12	ROQUE ANGULO Greter
10:01	Shot save		CUB	12	ROQUE ANGULO Greter
13:07	Sub. No. 10 off		CUB	16	IGLESIAS A. S
13:09	Sub. No. 14 off		CUB	15	PEREZ ESTRADA Zenova
13:28	Sub. No. 8 off		BRA	12	SANTOS Ana
14:16	Shot no shot		CUB	15	PEREZ ESTRADA Zenova
14:38	Sub. No. 16 off		BRA	6	STEINHAUSER Ana
14:41	Shot save GK		CUB	5	PUENTES Q. Y
18:20	Sub. No. 11 off		BRA	14	MORAES Tiene
18:41	Sub. No. 4 off		CUB	9	RAMOS PEREZ Brizaida
18:52	Sub. No. 13 off		CUB	10	SERRANO M. A
19:24	Sub. No. 7 off		CUB	3	CASAS GONZALEZ Yoney
20:15	Shot miss		CUB	5	PUENTES Q. Y
21:23	PC		CUB		
22:02	Shot PC save GK		CUB	5	PUENTES Q. Y
22:10	Sub. No. 9 off		BRA	11	DOMBROWICZ Djeniffer
25:28	Sub. No. 15 off		CUB	14	DRAKE TORRES Yakelin
25:31	PC		CUB		
26:05	Shot PC save GK		CUB	6	CAIROS PIEDRA Mirialis
26:11	Shot miss		CUB	6	CAIROS PIEDRA Mirialis
26:34	Sub. No. 3 off		CUB	7	TEXIDO NORIS Arisleidis

Time	Action	Score	Team	No	Player
26:42	Sub. No. 16 off		CUB	13	MAYETA PEREZ Yodilaine
27:37	PC		CUB		
28:03	Shot PC save GK		CUB	12	ROQUE ANGULO Greter
28:13	PC		CUB		
28:39	Shot PC save		CUB	5	PUENTES Q. Y
29:07	Minor injury		BRA	5	BOOS Patricia
29:15	Shot miss		CUB	12	ROQUE ANGULO Greter
29:43	Shot save		CUB	5	PUENTES Q. Y
29:47	Shot	2-0	CUB	12	ROQUE ANGULO Greter
30:05	Serious injury		BRA	5	BOOS Patricia
31:30	Sub. No. 5 off		BRA	9	BETOLAZA Helena
31:44	Shot save GK		CUB	14	DRAKE TORRES Yakelin
32:57	PC		CUB		
33:30	Shot PC miss		CUB	5	PUENTES Q. Y
33:37	Sub. No. 14 off		BRA	15	SILVA Michelle
Second Half					
35:00	Sub. No. 9 off		CUB	15	PEREZ ESTRADA Zenova
35:00	Sub. No. 13 off		CUB	4	DUQUESNE M. Y
35:00	Sub. No. 16 off		CUB	10	SERRANO M. A
36:00	Sub. No. 1 off		CUB	2	OLIVERA B. L
36:53	Shot	3-0	CUB	15	PEREZ ESTRADA Zenova
37:55	Shot	4-0	CUB	11	DRAKE TORRES Yanelis
39:01	Shot save		CUB	10	SERRANO M. A
39:12	Sub. No. 7 off		BRA	8	ABREU Liz
39:51	Shot miss		CUB	10	SERRANO M. A
40:28	PC		CUB		
40:56	Shot PC save GK		CUB	5	PUENTES Q. Y
41:45	Shot	5-0	CUB	14	DRAKE TORRES Yakelin
42:43	PC		CUB		
44:04	Shot miss		CUB	10	SERRANO M. A
44:04	Shot save GK		BRA	10	KUMVICH Virginia
44:04	Shot save		BRA	9	BETOLAZA Helena
45:03	PC		BRA		

Legend:

%	Conversion Percentage	(C)	Captain	(GK)	Goalkeeper	D	Matches Drawn
FG	Field Goal	G	Green Card	GA	Goals Against	GD	Goal Difference
GF	Goals For	L	Matches Lost	P	Matches Played	PC	Penalty Corner
PS	Penalty Stroke	Pts	Points	R	Red Card	W	Matches Won
Y	Yellow Card						

Match Highlights

Destaque de los partidos / Destaques da partida

CUB - Cuba		Final score 7-0	BRA - Brazil	
		Weather Conditions	Sunny,24C, Humidity 94%	
Umpires	PEREZ Maritza (URU)	HASSICK Amy (USA)	Reserve Umpire	JUDEFIND Stephanie Ann (USA)

Match Statistics

CUB	Goals/Shots				Cards			
	Total	%	FG	PC	PS	G	Y	R
Coach:								
1 GARCIA SANCHEZ M (GK)								
2 OLIVERA B. L (GK)								
3 CASAS GONZALEZ Yeny	1/1	100	1/1			1		
4 DUQUESNE M. Y								
5 PUENTES QUERALTA Yadira	0/10	0	0/3	0/7				
6 CAIROS PIEDRA Mirialis	0/7	0	0/3	0/4				
7 TEXIDO NORIS Arisleidis								
8 RIVAS TRUJILLO Daimi								
9 RAMOS PEREZ Brizaida								
10 SERRANO MUSTELIER Aglais	0/4	0	0/4					
11 DRAKE TORRES Yanelis	1/4	25	1/2	0/2				
12 ROQUE ANGULO Greter	3/10	30	2/7	1/3				
13 MAYETA PEREZ Yodilaine								
14 DRAKE TORRES Yakelin (C)	1/6	16	1/6					
15 PEREZ ESTRADA Zenova	1/4	25	1/4					
16 IGLESIAS ALARCON Solienky	0/1	0	0/1					
Totals	7/47	14	6/31	1/16		1		

BRA	Goals/Shots				Cards			
	Total	%	FG	PC	PS	G	Y	R
Coach: MARTINS JR Eduardo								
1 OLIVEIRA Lisandra (GK)								
2 BONIFACINO Mariana								
3 CABRAL Thalita	0/1	0		0/1				
4 NEVES Thayse								
5 BOOS Patricia (C)								
6 STEINHAUSER Ana								
7 MACHADO Tatiana								1
8 ABREU Liz								
9 BETOLAZA Helena	0/1	0	0/1					
10 KUMVICH Virginia	0/1	0	0/1					
11 DOMBROWICZ Djeniffer								
12 SANTOS Ana								
13 BERNARDES Andrea (GK)								
14 MORAES Tiene								
15 SILVA Michelle								
16 GONÇALVES Danielle								
Totals	0/3	0	0/2	0/1		1		

Play by Play

Time	Action	Score	Team	No	Player
45:42	Shot PC miss		BRA	3	CABRAL Thalita
46:04	Sub. No. 10 off		BRA	7	MACHADO Tatiana
46:09	Sub. No. 12 off		CUB	16	IGLESIAS A. S
47:47	Sub. No. 8 off		BRA	5	BOOS Patricia
48:58	Shot miss		CUB	15	PEREZ ESTRADA Zenova
49:18	Shot no shot		CUB	14	DRAKE TORRES Yakelin
49:29	Sub. No. 14 off		CUB	9	RAMOS PEREZ Brizaida
49:51	PC		CUB		
50:16	Shot PC save GK		CUB	11	DRAKE TORRES Yanelis
52:15	Green Card		BRA	7	MACHADO Tatiana
53:41	Shot miss		CUB	11	DRAKE TORRES Yanelis
54:53	Shot save GK		CUB	15	PEREZ ESTRADA Zenova
54:56	PC		CUB		
55:42	Shot PC save GK		CUB	6	CAIROS PIEDRA Mirialis
55:42	Minor injury		BRA	7	MACHADO Tatiana
55:49	Sub. No. 15 off		BRA	10	KUMVICH Virginia
55:57	Sub. No. 11 off		CUB	12	ROQUE ANGULO Greter
57:42	Sub. No. 15 off		CUB	14	DRAKE TORRES Yakelin
59:05	Sub. No. 6 off		BRA	16	GONÇALVES Danielle
59:05	Sub. No. 7 off		CUB	3	CASAS GONZALEZ Yeny

Time	Action	Score	Team	No	Player
59:45	Sub. No. 4 off		CUB	11	DRAKE TORRES Yanelis
60:31	Shot save GK		CUB	6	CAIROS PIEDRA Mirialis
60:34	PC		CUB		
60:58	Shot PC save GK		CUB	12	ROQUE ANGULO Greter
61:51	Shot save GK		CUB	10	SERRANO M. A
61:58	Shot	6-0	CUB	3	CASAS GONZALEZ Yeny
64:21	Shot save GK		CUB	16	IGLESIAS A. S
64:28	Shot save		CUB	14	DRAKE TORRES Yakelin
65:16	PC		CUB		
65:22	Shot PC save GK		CUB	5	PUENTES Q. Y
66:09	Green Card		CUB	3	CASAS GONZALEZ Yeny
67:38	PC		CUB		
67:40	Shot PC save		CUB	6	CAIROS PIEDRA Mirialis
67:40	Shot save		CUB	12	ROQUE ANGULO Greter
67:40	Serious injury		BRA	3	CABRAL Thalita
67:45	Sub. No. 3 off		BRA	6	STEINHAUSER Ana
68:43	PC		CUB		
69:16	Shot PC save GK		CUB	5	PUENTES Q. Y
69:21	Shot PC	7-0	CUB	12	ROQUE ANGULO Greter
69:21	PC		CUB		

Legend:

%	Conversion Percentage	(C)	Captain	(GK)	Goalkeeper	D	Matches Drawn
FG	Field Goal	G	Green Card	GA	Goals Against	GD	Goal Difference
GF	Goals For	L	Matches Lost	P	Matches Played	PC	Penalty Corner
PS	Penalty Stroke	Pts	Points	R	Red Card	W	Matches Won
Y	Yellow Card						

Match Highlights

Destaque de los partidos / Destaques da partida

ARG - Argentina		Final score 3-0	AHO - Netherlands Antilles	
		Weather Conditions	Sunny,24C, Humidity 94%	
Umpires	ASHTON-LUCY Julie (AUS)	STEWART Wendy (CAN)	Reserve Umpire	SIMMONS Emma (BER)

Match Statistics

ARG	Goals/Shots				Cards			
	Total	%	FG	PC	PS	G	Y	R
Coach: MINADEO Gabriel								
1 SUCCI M. Belen (GK)								
3 AICEGA Magdalena (C)	0/1	0		0/1				
4 LUCHETTI Rosario								
7 GULLA Alejandra	1/7	14	0/6	1/1				
8 AYMAR Luciana	1/4	25	1/2	0/2				
9 BOUZA Agustina	0/1	0	0/1					
11 REBECCHI Carla	0/1	0	0/1					
12 GONZALES OLIVA Mariana	0/1	0	0/1					
14 MARGALOT M. Mercedes						1		
16 MALOBERTI Daniela								
18 VUKOJICIC Paola (GK)								
19 RUSSO Marine	0/1	0	0/1					
22 AGUIRRE Gabriela	0/1	0	0/1					
24 BURKART Claudia	0/2	0		0/2				
26 KAÑEVSKY Giselle							1	
27 BARRIONUEVO M. Noel	1/8	12	0/1	1/7				
Totals	3/27	11	1/14	2/13		1	1	

AHO	Goals/Shots				Cards			
	Total	%	FG	PC	PS	G	Y	R
Coach: SWILDENS Bas								
1 van de PAS Marieke (GK)								
2 WIEDIJK Eva (GK)								
3 van RUITEN Nienke (C)								
4 ELSEN Anne-Maaike								
5 NOORLANDER Theresia							1	
6 WELLENS Kiona								
7 SCHREUDER Ernestina								
8 van DONK Sanne								
9 van NOORT Sophie	0/1	0		0/1				
10 de HAAS Anika								
11 PLANTENGA Juliette								
12 HINSKENS Maria								
13 ROELS Pauline								
14 FESTEN Jamaine								
15 JOOSTEN Floortje								
16 LUIRINK Ilse								
Totals	0/1	0		0/1			1	

Play by Play

Time	Action	Score	Team	No	Player
First Half					
02:36	PC		ARG		
03:12	Shot save		ARG	27	BARRIONUEVO M. Noel
05:19	Shot	1-0	ARG	8	AYMAR Luciana
06:17	PC		ARG		
07:05	Shot PC	2-0	ARG	7	GULLA Alejandra
07:43	Sub. No. 19 off		ARG	9	BOUZA Agustina
07:50	Sub. No. 16 off		ARG	22	AGUIRRE Gabriela
08:09	Sub. No. 12 off		ARG	14	MARGALOT M. Mercedes
08:32	Sub. No. 11 off		ARG	4	LUCHETTI Rosario
09:01	Sub. No. 4 off		ARG	19	RUSSO Marine
09:58	Shot save GK		ARG	7	GULLA Alejandra
10:02	PC		ARG		
10:36	Shot save GK		ARG	8	AYMAR Luciana
10:48	Sub. No. 15 off		AHO	3	van RUITEN Nienke
10:56	Sub. No. 12 off		AHO	4	ELSEN Anne-Maaike
13:53	Sub. No. 6 off		AHO	15	JOOSTEN Floortje
15:38	Sub. No. 9 off		ARG	16	MALOBERTI Daniela
15:43	Sub. No. 4 off		ARG	19	RUSSO Marine
17:41	Sub. No. 4 off		AHO	12	HINSKENS Maria
17:55	Sub. No. 7 off		ARG	11	REBECCHI Carla
17:59	Sub. No. 8 off		ARG	12	GONZALES OLIVA Mariana
18:57	Sub. No. 16 off		AHO	8	van DONK Sanne
19:22	Sub. No. 22 off		ARG	7	GULLA Alejandra
19:25	Sub. No. 14 off		ARG	4	LUCHETTI Rosario
19:49	Sub. No. 3 off		AHO	14	FESTEN Jamaine
20:07	Sub. No. 16 off		ARG	9	BOUZA Agustina
21:24	PC		AHO		
22:04	Shot PC save		AHO	9	van NOORT Sophie
22:17	Sub. No. 13 off		AHO	6	WELLENS Kiona
22:23	Sub. No. 19 off		ARG	8	AYMAR Luciana
24:32	Sub. No. 9 off		ARG	16	MALOBERTI Daniela
25:07	Shot save GK		ARG	7	GULLA Alejandra

Time	Action	Score	Team	No	Player
25:07	Sub. No. 16 off		ARG	11	REBECCHI Carla
25:10	PC		ARG		
25:49	Shot PC save GK		ARG	27	BARRIONUEVO M. Noel
25:59	PC		ARG		
26:24	Sub. No. 15 off		AHO	16	LUIRINK Ilse
27:18	Sub. No. 12 off		ARG	14	MARGALOT M. Mercedes
30:04	Yellow card		ARG	26	KAÑEVSKY Giselle
30:08	Sub. No. 11 off		ARG	16	MALOBERTI Daniela
30:35	Sub. No. 16 off		ARG	22	AGUIRRE Gabriela
30:40	Sub. No. 9 off		ARG	11	REBECCHI Carla
30:48	Sub. No. 8 off		AHO	13	ROELS Pauline
31:40	Sub. No. 8 off		ARG	12	GONZALES OLIVA Mariana
31:57	Sub. No. 16 off		AHO	15	JOOSTEN Floortje
32:23	Sub. No. 14 off		AHO	3	van RUITEN Nienke
33:58	Sub. No. 7 off		ARG	16	MALOBERTI Daniela
34:07	Sub. No. 11 off		ARG	4	LUCHETTI Rosario
34:42	Sub. No. 6 off		AHO	8	van DONK Sanne
35+	Suspension ends		ARG	26	KAÑEVSKY Giselle
Second Half					
35:00	Sub. No. 16 off		ARG	11	REBECCHI Carla
35:00	Sub. No. 4 off		ARG	7	GULLA Alejandra
35:00	Sub. No. 3 off		AHO	16	LUIRINK Ilse
36:09	PC		ARG		
36:35	Shot PC save GK		ARG	27	BARRIONUEVO M. Noel
36:46	Sub. No. 8 off		AHO	6	WELLENS Kiona
36:55	Sub. No. 14 off		ARG	8	AYMAR Luciana
37:16	Shot miss		ARG	11	REBECCHI Carla
40:23	Shot miss		ARG	7	GULLA Alejandra
41:14	PC		ARG		
41:43	Shot PC save GK		ARG	8	AYMAR Luciana
42:14	Shot save GK		ARG	22	AGUIRRE Gabriela
43:02	Sub. No. 15 off		AHO	14	FESTEN Jamaine
43:38	Shot save GK		ARG	19	RUSSO Marine

Legend:

%	Conversion Percentage	(C)	Captain	(GK)	Goalkeeper	D	Matches Drawn
FG	Field Goal	G	Green Card	GA	Goals Against	GD	Goal Difference
GF	Goals For	L	Matches Lost	P	Matches Played	PC	Penalty Corner
PS	Penalty Stroke	Pts	Points	R	Red Card	W	Matches Won
Y	Yellow Card						

Match Highlights

Destaque de los partidos / Destaques da partida

ARG - Argentina		Final score 3-0	AHO - Netherlands Antilles	
		Weather Conditions	Sunny,24C, Humidity 94%	
Umpires	ASHTON-LUCY Julie (AUS)	STEWART Wendy (CAN)	Reserve Umpire	SIMMONS Emma (BER)

Match Statistics

ARG	Goals/Shots				Cards			
	Total	%	FG	PC	PS	G	Y	R
Coach: MINADEO Gabriel								
1 SUCCI M. Belen (GK)								
3 AICEGA Magdalena (C)	0/1	0		0/1				
4 LUCHETTI Rosario								
7 GULLA Alejandra	1/7	14	0/6	1/1				
8 AYMAR Luciana	1/4	25	1/2	0/2				
9 BOUZA Agustina	0/1	0	0/1					
11 REBECCHI Carla	0/1	0	0/1					
12 GONZALES OLIVA Mariana	0/1	0	0/1					
14 MARGALOT M. Mercedes					1			
16 MALOBERTI Daniela								
18 VUKOJICIC Paola (GK)								
19 RUSSO Marine	0/1	0	0/1					
22 AGUIRRE Gabriela	0/1	0	0/1					
24 BURKART Claudia	0/2	0		0/2				
26 KAÑEVSKY Giselle						1		
27 BARRIONUEVO M. Noel	1/8	12	0/1	1/7				
Totals	3/27	11	1/14	2/13	1	1		

AHO	Goals/Shots				Cards			
	Total	%	FG	PC	PS	G	Y	R
Coach: SWILDENS Bas								
1 van de PAS Marlieke (GK)								
2 WIEDIJK Eva (GK)								
3 van RUITEN Nienke (C)								
4 ELSEN Anne-Maaike								
5 NOORLANDER Theresia							1	
6 WELLENS Kiona								
7 SCHREUDER Ernestina								
8 van DONK Sanne								
9 van NOORT Sophie	0/1	0		0/1				
10 de HAAS Anika								
11 PLANTENGA Juliette								
12 HINSKENS Maria								
13 ROELS Pauline								
14 FESTEN Jamaine								
15 JOOSTEN Floorpje								
16 LUIRINK Ilse								
Totals	0/1	0		0/1			1	

Play by Play

Time	Action	Score	Team	No	Player
43:47	PC		ARG		
44:13	Shot PC save GK		ARG	24	BURKART Claudia
44:20	Sub. No. 19 off		ARG	4	LUCHETTI Rosario
45:06	Sub. No. 12 off		AHO	3	van RUITEN Nienke
45:23	Sub. No. 22 off		ARG	16	MALOBERTI Daniela
45:49	Sub. No. 11 off		ARG	9	BOUZA Agustina
46:24	Shot save GK		ARG	7	GULLA Alejandra
47:10	Sub. No. 16 off		AHO	8	van DONK Sanne
47:32	Shot save GK		ARG	7	GULLA Alejandra
47:36	PC		ARG		
48:19	Shot PC save		ARG	27	BARRIONUEVO M. Noel
49:11	Shot save		ARG	7	GULLA Alejandra
49:59	PC		ARG		
50:22	Shot PC save GK		ARG	3	AICEGA Magdalena
50:47	Sub. No. 6 off		AHO	16	LUIRINK Ilse
50:54	Sub. No. 3 off		AHO	15	JOOSTEN Floorpje
50:59	Sub. No. 7 off		ARG	11	REBECCHI Carla
51:05	Sub. No. 8 off		ARG	14	MARGALOT M. Mercedes
51:12	Sub. No. 14 off		AHO	12	HINSKENS Maria
53:33	Sub. No. 12 off		ARG	19	RUSSO Marine
55:10	Minor injury		AHO	13	ROELS Pauline
55:34	Green Card		ARG	14	MARGALOT M. Mercedes

Time	Action	Score	Team	No	Player
57:16	Sub. No. 13 off		AHO	14	FESTEN Jamaine
59:12	Sub. No. 4 off		ARG	8	AYMAR Luciana
59:17	Sub. No. 8 off		AHO	6	WELLENS Kiona
60:13	PC		ARG		
60:49	Shot PC save GK		ARG	27	BARRIONUEVO M. Noel
61:02	PC		ARG		
61:29	Shot PC save		ARG	27	BARRIONUEVO M. Noel
62:19	Sub. No. 14 off		AHO	13	ROELS Pauline
63:14	Shot miss		ARG	9	BOUZA Agustina
64:08	PC		ARG		
64:13	Green Card		AHO	5	NOORLANDER Theresia
64:23	Shot PC save GK		ARG	24	BURKART Claudia
65:03	Sub. No. 16 off		ARG	7	GULLA Alejandra
65:14	Sub. No. 19 off		ARG	4	LUCHETTI Rosario
65:25	Sub. No. 11 off		ARG	22	AGUIRRE Gabriela
65:29	Sub. No. 14 off		ARG	12	GONZALES OLIVA Mariana
66:19	Shot save GK		ARG	12	GONZALES OLIVA Mariana
67:09	PC		ARG		
67:36	Shot PC save		ARG	27	BARRIONUEVO M. Noel
67:41	Shot PC save GK		ARG	8	AYMAR Luciana
69:52	PC		ARG		
70:00	Shot PC	3-0	ARG	27	BARRIONUEVO M. Noel

Legend:

%	Conversion Percentage	(C)	Captain	(GK)	Goalkeeper	D	Matches Drawn
FG	Field Goal	G	Green Card	GA	Goals Against	GD	Goal Difference
GF	Goals For	L	Matches Lost	P	Matches Played	PC	Penalty Corner
PS	Penalty Stroke	Pts	Points	R	Red Card	W	Matches Won
Y	Yellow Card						



Match Highlights

Destques de los partidos / Destaques da partida

USA - United States of America		Final score 4-1		CHI - Chile	
Weather Conditions				Sunny,24C, Humidity 94%	
Umpires	BRUNEKREEF Caroline (NED)	IPARRAGUIRRE Soledad (ARG)	Reserve Umpire	PEREZ Maritza (URU)	

Match Statistics

USA	Goals/Shots				Cards			
	Total	%	FG	PC	PS	G	Y	R
Coach: BODIMEADE Lee								
2 LEONETTI Melissa								
3 LOY Angie	1/1	100	1/1					
4 DOTON Kelly	0/2	0		0/2				
8 DAWSON Rachel	0/1	0		0/1				
9 DAWSON Sarah								
10 SNOW Tiffany	1/1	100		1/1				
13 SMITH Keli	1/2	50	1/2		1			
15 SENSENIG Dana	0/1	0	0/1					
17 LINGO Carrie	1/2	50	1/2					
18 KASOLD Michelle								
22 BARBER Kate (C)	0/1	0	0/1					
23 FALGOWSKI Katelyn								
25 TRAN Amy (GK)								
26 BASHORE Kayla								
27 CRANDALL Lauren								
28 POWLEY Lauren								
Totals	4/11	36	3/7	1/4	1			

CHI	Goals/Shots				Cards			
	Total	%	FG	PC	PS	G	Y	R
Coach: STEIN Ronald								
1 ABUD Constanza (GK)								
2 WALBAUM Sofia								
3 SANCHEZ Andrea								
4 VILLAGRA Javiera								
5 INFANTE Paula								
6 WILSON Michelle (C)								
7 INFANTE Daniela	1/1	100	1/1			1		
8 GARCIA Carolina								
9 RODRIGUEZ Fernanda								
10 FERNANDEZ Maria Jose								
11 ALBERTZ Beatriz								
12 SCHÜLER Claudia (GK)								
13 WENZ Sandra								
14 VARAS Carolina								
15 CARAM Daniela								
16 INFANTE Camila								
Totals	1/1	100	1/1			1		

Play by Play

Time	Action	Score	Team	No	Player
First Half					
01:22	PC		USA		
02:00	Shot PC save GK		USA	4	DOTON Kelly
07:50	Sub. No. 9 off		CHI	16	INFANTE Camila
09:15	Sub. No. 10 off		CHI	14	VARAS Carolina
09:57	Sub. No. 7 off		CHI	11	ALBERTZ Beatriz
10:58	Sub. No. 10 off		USA	15	SENSENIG Dana
14:51	Sub. No. 17 off		USA	2	LEONETTI Melissa
17:27	Green Card		USA	13	SMITH Keli
17:32	Sub. No. 4 off		CHI	10	FERNANDEZ Maria Jose
18:02	Sub. No. 16 off		CHI	9	RODRIGUEZ Fernanda
19:22	Sub. No. 3 off		USA	9	DAWSON Sarah
21:02	Sub. No. 8 off		CHI	4	VILLAGRA Javiera
21:09	Sub. No. 15 off		CHI	7	INFANTE Daniela
21:41	Sub. No. 26 off		USA	23	FALGOWSKI Katelyn
21:54	Sub. No. 13 off		USA	10	SNOW Tiffany
21:57	Minor injury		CHI	3	SANCHEZ Andrea
24:01	Sub. No. 9 off		USA	3	LOY Angie
24:26	Sub. No. 28 off		USA	26	BASHORE Kayla
26:35	Shot save GK		USA	15	SENSENIG Dana
26:39	Sub. No. 9 off		CHI	16	INFANTE Camila
27:09	Sub. No. 14 off		CHI	8	GARCIA Carolina
27:16	Sub. No. 15 off		USA	13	SMITH Keli
29:37	Sub. No. 11 off		CHI	15	CARAM Daniela
34:10	Shot	0-1	CHI	7	INFANTE Daniela
Second Half					
35:00	Sub. No. 23 off		USA	28	POWLEY Lauren
35:00	Sub. No. 16 off		CHI	9	RODRIGUEZ Fernanda
35:00	Sub. No. 2 off		USA	17	LINGO Carrie
36:07	Shot no shot		USA	13	SMITH Keli
36:11	PC		USA		
36:48	Shot PC save		USA	8	DAWSON Rachel
44:00	PC		USA		

Time	Action	Score	Team	No	Player
44:51	Shot PC save		USA	4	DOTON Kelly
45:17	Sub. No. 9 off		CHI	16	INFANTE Camila
45:46	Sub. No. 15 off		CHI	11	ALBERTZ Beatriz
45:53	Sub. No. 10 off		CHI	14	VARAS Carolina
46:05	Minor injury		CHI	7	INFANTE Daniela
46:49	Sub. No. 13 off		USA	2	LEONETTI Melissa
47:25	Shot miss		USA	22	BARBER Kate
47:49	Sub. No. 27 off		USA	13	SMITH Keli
48:02	PC		USA		
48:33	Shot PC	1-1	USA	10	SNOW Tiffany
48:47	Sub. No. 10 off		USA	15	SENSENIG Dana
49:35	Shot	2-1	USA	3	LOY Angie
52:32	Green Card		CHI	7	INFANTE Daniela
52:32	Sub. No. 16 off		CHI	9	RODRIGUEZ Fernanda
54:20	Shot no shot		USA	17	LINGO Carrie
54:41	Shot	3-1	USA	17	LINGO Carrie
54:51	Sub. No. 4 off		CHI	10	FERNANDEZ Maria Jose
54:51	Sub. No. 7 off		CHI	15	CARAM Daniela
54:56	Sub. No. 26 off		USA	23	FALGOWSKI Katelyn
55:59	Shot	4-1	USA	13	SMITH Keli
58:04	Sub. No. 3 off		USA	9	DAWSON Sarah
58:40	Sub. No. 8 off		CHI	4	VILLAGRA Javiera
58:47	Sub. No. 6 off		CHI	13	WENZ Sandra
60:56	Sub. No. 28 off		USA	26	BASHORE Kayla
61:24	Sub. No. 15 off		USA	18	KASOLD Michelle
62:07	Sub. No. 13 off		USA	10	SNOW Tiffany
62:16	Sub. No. 22 off		USA	27	CRANDALL Lauren
62:58	Sub. No. 11 off		CHI	7	INFANTE Daniela
64:52	Sub. No. 17 off		USA	15	SENSENIG Dana
65:10	Sub. No. 14 off		CHI	8	GARCIA Carolina
66:34	Sub. No. 9 off		CHI	16	INFANTE Camila
67:19	PC		USA		
68:04	Sub. No. 3 off		CHI	6	WILSON Michelle

Legend:

%	Conversion Percentage	(C)	Captain	(GK)	Goalkeeper	D	Matches Drawn
FG	Field Goal	G	Green Card	GA	Goals Against	GD	Goal Difference
GF	Goals For	L	Matches Lost	P	Matches Played	PC	Penalty Corner
PS	Penalty Stroke	Pts	Points	R	Red Card	W	Matches Won
Y	Yellow Card						

Match Highlights

Destaques de los partidos / Destaques da partida

URU - Uruguay		Final score 8-0	BRA - Brazil	
		Weather Conditions	Cloudy, 20C, Humidity 94%	
Umpires	McCLEAN Ayanna (TRI)	SIMMONS Emma (BER)	Reserve Umpire	HASSICK Amy (USA)

Match Statistics

URU	Goals/Shots				Cards			
	Total	%	FG	PC	PS	G	Y	R
Coach: CASTILLO Sebastian								
1 FAZZIO Andrea (C) (GK)								
3 CERETTA M.Bettiana	0/1	0		0/1				
4 RASO Alessandra								
5 RIOS Mariana								
6 BUENO Patricia	0/2	0		0/2				
7 ALGORTA Ma. Teresa								
8 CAMPOS Patricia								
9 BISIGNANO Ana Karina	1/7	14	1/2	0/5				
10 GIBERNAU Carolina	0/1	0	0/1					
11 SANGUINETTI M. Sofia	1/1	100	1/1					
12 LERENA Mercedes (GK)								
13 DUPONT Veronica	1/1	100	1/1					
14 BESSIÓ Virginia	3/3	100	1/1	2/2				
15 CASABO Virginia	1/4	25	1/4					
17 MUTILVA Carolina	1/1	100	1/1					
18 REBOLLO Eleonora								
Totals	8/21	38	6/11	2/10				

BRA	Goals/Shots				Cards			
	Total	%	FG	PC	PS	G	Y	R
Coach: MARTINS JR Eduardo								
1 OLIVEIRA Lisandra (GK)								
2 BONIFACINO Mariana								
3 CABRAL Thalita								
4 NEVES Thayse	0/1	0		0/1				
5 BOOS Patricia (C)								
6 STEINHAUSER Ana								
7 MACHADO Tatiana								
8 ABREU Liz								
9 BETOLAZA Helena	0/1	0	0/1					
10 KUMVICH Virginia								
11 DOMBROWICZ Djeniffer								
12 SANTOS Ana								
13 BERNARDES Andrea (GK)								
14 MORAES Tiene								
15 SILVA Michelle								
16 GONÇALVES Danielle								
Totals	0/2	0	0/1	0/1				

Play by Play

Time	Action	Score	Team	No	Player
First Half					
00:21	PC		URU		
01:44	Shot PC save		URU	3	CERETTA M.Bettiana
01:52	PC		URU		
02:20	Shot PC save		URU	6	BUENO Patricia
02:23	PC		URU		
03:05	Shot save GK		URU	15	CASABO Virginia
03:25	Shot miss		URU	15	CASABO Virginia
05:37	Shot	1-0	URU	14	BESSIÓ Virginia
09:18	Sub. No. 7 off		URU	13	DUPONT Veronica
11:35	PC		URU		
12:05	Shot PC	2-0	URU	14	BESSIÓ Virginia
13:51	Sub. No. 15 off		URU	11	SANGUINETTI M. Sofia
13:56	Sub. No. 14 off		URU	9	BISIGNANO Ana Karina
15:32	PC		URU		
16:06	Shot PC save GK		URU	9	BISIGNANO Ana Karina
18:22	PC		URU		
18:51	Shot PC miss		URU	9	BISIGNANO Ana Karina
19:56	PC		URU		
20:50	Sub. No. 18 off		URU	15	CASABO Virginia
21:18	PC		URU		
22:01	Shot PC save GK		URU	6	BUENO Patricia
22:38	Sub. No. 6 off		BRA	15	SILVA Michelle
23:18	Sub. No. 13 off		URU	14	BESSIÓ Virginia
25:38	Sub. No. 8 off		URU	7	ALGORTA Ma. Teresa
28:54	Sub. No. 7 off		URU	13	DUPONT Veronica
31:57	Sub. No. 9 off		URU	18	REBOLLO Eleonora
31:59	Sub. No. 7 off		BRA	8	ABREU Liz
33:36	PC		URU		
34:21	Sub. No. 10 off		BRA	16	GONÇALVES Danielle
34:26	Shot	3-0	URU	13	DUPONT Veronica
35:00	Shot	4-0	URU	15	CASABO Virginia
Second Half					

Time	Action	Score	Team	No	Player
35:00	Sub. No. 8 off		BRA	7	MACHADO Tatiana
36:00	Sub. No. 1 off		BRA	13	BERNARDES Andrea
36:00	Sub. No. 1 off		URU	12	LERENA Mercedes
36:09	Shot miss		BRA	9	BETOLAZA Helena
39:40	Sub. No. 10 off		URU	8	CAMPOS Patricia
39:49	Shot	5-0	URU	17	MUTILVA Carolina
40:08	Sub. No. 15 off		BRA	10	KUMVICH Virginia
40:32	PC		URU		
40:59	Shot PC	6-0	URU	14	BESSIÓ Virginia
43:32	Sub. No. 14 off		URU	9	BISIGNANO Ana Karina
43:35	Shot miss		URU	9	BISIGNANO Ana Karina
44:39	Minor injury		BRA	7	MACHADO Tatiana
44:39	Sub. No. 11 off		URU	10	GIBERNAU Carolina
44:50	Sub. No. 7 off		BRA	8	ABREU Liz
47:47	PC		URU		
48:27	Shot PC save GK		URU	9	BISIGNANO Ana Karina
48:43	Sub. No. 8 off		URU	5	RIOS Mariana
50:01	Sub. No. 13 off		URU	7	ALGORTA Ma. Teresa
50:29	Shot miss		URU	15	CASABO Virginia
50:54	Shot	7-0	URU	9	BISIGNANO Ana Karina
52:36	PC		URU		
54:57	PC		URU		
55:31	Shot PC save GK		URU	9	BISIGNANO Ana Karina
55:44	Sub. No. 12 off		BRA	7	MACHADO Tatiana
55:51	Sub. No. 9 off		URU	14	BESSIÓ Virginia
57:58	Sub. No. 10 off		URU	11	SANGUINETTI M. Sofia
59:24	Sub. No. 3 off		BRA	6	STEINHAUSER Ana
59:34	Shot	8-0	URU	11	SANGUINETTI M. Sofia
61:41	PC		BRA		
62:48	Shot PC save GK		BRA	4	NEVES Thayse
62:57	Sub. No. 5 off		URU	8	CAMPOS Patricia
63:39	Sub. No. 14 off		URU	13	DUPONT Veronica
64:44	Sub. No. 3 off		URU	9	BISIGNANO Ana Karina

Legend:

%	Conversion Percentage	(C)	Captain	(GK)	Goalkeeper	D	Matches Drawn
FG	Field Goal	G	Green Card	GA	Goals Against	GD	Goal Difference
GF	Goals For	L	Matches Lost	P	Matches Played	PC	Penalty Corner
PS	Penalty Stroke	Pts	Points	R	Red Card	W	Matches Won
Y	Yellow Card						

Match Highlights

Destaque de los partidos / Destaques da partida

URU - Uruguay		Final score 8-0	BRA - Brazil	
		Weather Conditions	Cloudy, 20C, Humidity 94%	
Umpires	McCLEAN Ayanna (TRI)	SIMMONS Emma (BER)	Reserve Umpire	HASSICK Amy (USA)

Match Statistics

URU	Goals/Shots				Cards			
	Total	%	FG	PC	PS	G	Y	R
Coach: CASTILLO Sebastian								
1 FAZZIO Andrea (C) (GK)								
3 CERETTA M.Bettiana	0/1	0		0/1				
4 RASO Alessandra								
5 RIOS Mariana								
6 BUENO Patricia	0/2	0		0/2				
7 ALGORTA Ma. Teresa								
8 CAMPOS Patricia								
9 BISIGNANO Ana Karina	1/7	14	1/2	0/5				
10 GIBERNAU Carolina	0/1	0	0/1					
11 SANGUINETTI M. Sofia	1/1	100	1/1					
12 LERENA Mercedes (GK)								
13 DUPONT Veronica	1/1	100	1/1					
14 BESSIÓ Virginia	3/3	100	1/1	2/2				
15 CASABO Virginia	1/4	25	1/4					
17 MUTILVA Carolina	1/1	100	1/1					
18 REBOLLO Eleonora								
Totals	8/21	38	6/11	2/10				

BRA	Goals/Shots				Cards			
	Total	%	FG	PC	PS	G	Y	R
Coach: MARTINS JR Eduardo								
1 OLIVEIRA Lisandra (GK)								
2 BONIFACINO Mariana								
3 CABRAL Thalita								
4 NEVES Thayse	0/1	0		0/1				
5 BOOS Patricia (C)								
6 STEINHAUSER Ana								
7 MACHADO Tatiana								
8 ABREU Liz								
9 BETOLAZA Helena	0/1	0	0/1					
10 KUMVICH Virginia								
11 DOMBROWICZ Djeniffer								
12 SANTOS Ana								
13 BERNARDES Andrea (GK)								
14 MORAES Tiene								
15 SILVA Michelle								
16 GONÇALVES Danielle								
Totals	0/2	0	0/1	0/1				

Play by Play

Time	Action	Score	Team	No	Player
64:56	Sub. No. 4 off		URU	10	GIBERNAU Carolina
68:32	PC		URU		

Time	Action	Score	Team	No	Player
69:12	Shot PC save GK		URU	9	BISIGNANO Ana Karina
69:18	Shot miss		URU	10	GIBERNAU Carolina

Legend:

%	Conversion Percentage	(C)	Captain	(GK)	Goalkeeper	D	Matches Drawn
FG	Field Goal	G	Green Card	GA	Goals Against	GD	Goal Difference
GF	Goals For	L	Matches Lost	P	Matches Played	PC	Penalty Corner
PS	Penalty Stroke	Pts	Points	R	Red Card	W	Matches Won
Y	Yellow Card						

Match Highlights

Destaque de los partidos / Destaques da partida

CAN - Canada		Final score 3-2	CUB - Cuba	
		Weather Conditions	Cloudy,20C, Humidity 94%	
Umpires	PEREZ Maritza (URU)	JUDEFIND Stephanie Ann (USA)	Reserve Umpire	SANCHEZ Mercedes (ARG)

Match Statistics

CAN	Goals/Shots					Cards		
	Total	%	FG	PC	PS	G	Y	R
Coach: BELL Sally								
1 O'HARA Cailie								
3 ANDERSON Megan	0/1	0	0/1					
6 KEDGLEY Philippa								
8 JAMESON Stephanie	0/2	0	0/1	0/1				
9 RUSHTON Katie								
10 de PAPE Christine								
11 FORBES Sarah (GK)								
13 STEPHANIE Hume	0/2	0	0/2					
14 BAKER Katie								
15 LINTON Hilary	0/2	0	0/2					
17 DICKINSON Marian	0/1	0	0/1					
18 BUKER Kim	0/1	0		0/1				
19 RUSHTON Andrea (C)	1/4	25	0/3	1/1				
22 MICHALUK Tiffany	2/2	100		2/2				
27 LINTON Clare								
32 LIU Azelia (GK)								
Totals	3/15	20	0/7	2/7	1/1			

CUB	Goals/Shots					Cards		
	Total	%	FG	PC	PS	G	Y	R
Coach: AROCHE Eduardo								
1 GARCIA SANCHEZ M (GK)								
2 OLIVERA B. L (GK)								
3 CASAS GONZALEZ Yeny								
4 DUQUESNE M. Y								
5 PUENTES QUERALTA Yadira	0/1	0		0/1				
6 CAIROS PIEDRA Mirialis	0/1	0		0/1				
7 TEXIDO NORIS Arisleidis								
8 RIVAS TRUJILLO Daimi								
9 RAMOS PEREZ Brizaida								
10 SERRANO MUSTELIER Aglais	1/4	25	1/4				1	
11 DRAKE TORRES Yanelis	0/2	0	0/2					
12 ROQUE ANGULO Greter	0/2	0	0/2					
13 MAYETA PEREZ Yodilaine								
14 DRAKE TORRES Yakelin (C)	1/3	33	1/3					
15 PEREZ ESTRADA Zenova								
16 IGLESIAS ALARCON Solienky	0/1	0		0/1				
Totals	2/14	14	2/11	0/3			1	

Play by Play

Time	Action	Score	Team	No	Player
First Half					
03:22	Shot	0-1	CUB	10	SERRANO M. A
06:08	Sub. No. 7 off		CUB	15	PEREZ ESTRADA Zenova
08:47	Sub. No. 18 off		CAN	15	LINTON Hilary
12:56	Sub. No. 17 off		CAN	1	O'HARA Cailie
13:42	PC		CUB		
14:42	Shot PC save GK		CUB	6	CAIROS PIEDRA Mirialis
14:51	Sub. No. 14 off		CAN	18	BUKER Kim
16:33	Sub. No. 13 off		CAN	17	DICKINSON Marian
18:08	Shot save		CAN	17	DICKINSON Marian
20:14	Sub. No. 14 off		CUB	16	IGLESIAS A. S
20:40	Sub. No. 12 off		CUB	9	RAMOS PEREZ Brizaida
20:56	Sub. No. 15 off		CAN	9	RUSHTON Katie
21:31	Sub. No. 17 off		CAN	6	KEDGLEY Philippa
22:23	PC		CAN		
23:04	Shot PC save		CAN	8	JAMESON Stephanie
23:20	PC		CAN		
23:30	Shot PC save		CAN	19	RUSHTON Andrea
24:25	Sub. No. 1 off		CAN	14	BAKER Katie
25:19	PC		CAN		
25:45	Shot PC	1-1	CAN	22	MICHALUK Tiffany
26:01	Sub. No. 8 off		CAN	15	LINTON Hilary
26:31	Shot save GK		CUB	10	SERRANO M. A
27:11	Sub. No. 16 off		CUB	14	DRAKE TORRES Yakelin
27:35	PC		CAN		
28:15	Shot PC save GK		CAN	19	RUSHTON Andrea
28:58	Sub. No. 4 off		CUB	12	ROQUE ANGULO Greter
29:23	Sub. No. 22 off		CAN	13	STEPHANIE Hume
32:05	Shot no shot		CAN	13	STEPHANIE Hume
33:40	Shot save		CUB	12	ROQUE ANGULO Greter
34:23	Shot save GK		CUB	14	DRAKE TORRES Yakelin
Second Half					
35:00	Sub. No. 14 off		CAN	1	O'HARA Cailie

Time	Action	Score	Team	No	Player
35:00	Sub. No. 9 off		CAN	8	JAMESON Stephanie
35:00	Sub. No. 6 off		CAN	22	MICHALUK Tiffany
38:03	Shot save		CUB	10	SERRANO M. A
38:59	Green Card		CUB	10	SERRANO M. A
40:07	Shot save GK		CUB	11	DRAKE TORRES Yanelis
40:38	PC		CAN		
41:08	Shot save		CAN	8	JAMESON Stephanie
42:24	Shot miss		CAN	15	LINTON Hilary
42:50	Sub. No. 1 off		CAN	17	DICKINSON Marian
42:54	Sub. No. 8 off		CAN	14	BAKER Katie
44:09	PC		CAN		
44:46	Shot PC miss		CAN	19	RUSHTON Andrea
45:09	Shot save GK		CUB	12	ROQUE ANGULO Greter
45:33	Sub. No. 9 off		CUB	4	DUQUESNE M. Y
46:00	Shot	1-2	CUB	14	DRAKE TORRES Yakelin
48:03	PC		CAN		
48:55	Shot PC	2-2	CAN	22	MICHALUK Tiffany
51:17	PC		CUB		
51:56	Shot PC miss		CUB	5	PUENTES Q. Y
52:20	Sub. No. 15 off		CUB	7	TEXIDO NORIS Arisleidis
53:25	Sub. No. 27 off		CAN	8	JAMESON Stephanie
53:55	Sub. No. 22 off		CAN	1	O'HARA Cailie
54:06	Shot save		CUB	10	SERRANO M. A
55:31	Shot save GK		CUB	14	DRAKE TORRES Yakelin
55:40	Shot miss		CUB	11	DRAKE TORRES Yanelis
57:05	Shot save		CAN	3	ANDERSON Megan
59:23	Sub. No. 17 off		CAN	22	MICHALUK Tiffany
59:27	Sub. No. 7 off		CUB	15	PEREZ ESTRADA Zenova
61:10	PC		CAN		
61:35	Shot save GK		CAN	15	LINTON Hilary
61:35	Shot PC miss		CAN	18	BUKER Kim
61:35	Sub. No. 15 off		CAN	9	RUSHTON Katie
61:35	Shot PS	3-2	CAN	19	RUSHTON Andrea

Legend:

%	Conversion Percentage	(C)	Captain	(GK)	Goalkeeper	D	Matches Drawn
FG	Field Goal	G	Green Card	GA	Goals Against	GD	Goal Difference
GF	Goals For	L	Matches Lost	P	Matches Played	PC	Penalty Corner
PS	Penalty Stroke	Pts	Points	R	Red Card	W	Matches Won
Y	Yellow Card						



Match Highlights

Destaques de los partidos / Destaques da partida

CAN - Canada			Final score 3-2		CUB - Cuba		
Weather Conditions					Cloudy, 20C, Humidity 94%		
Umpires	PEREZ Maritza (URU)		JUDEFIND Stephanie Ann (USA)		Reserve Umpire	SANCHEZ Mercedes (ARG)	

Match Statistics

CAN	Goals/Shots					Cards		
	Total	%	FG	PC	PS	G	Y	R
Coach: BELL Sally								
1 O'HARA Cailie								
3 ANDERSON Megan	0/1	0	0/1					
6 KEDGLEY Philippa								
8 JAMESON Stephanie	0/2	0	0/1	0/1				
9 RUSHTON Katie								
10 de PAPE Christine								
11 FORBES Sarah (GK)								
13 STEPHANIE Hume	0/2	0	0/2					
14 BAKER Katie								
15 LINTON Hilary	0/2	0	0/2					
17 DICKINSON Marian	0/1	0	0/1					
18 BUKER Kim	0/1	0		0/1				
19 RUSHTON Andrea (C)	1/4	25		0/3	1/1			
22 MICHALUK Tiffany	2/2	100		2/2				
27 LINTON Clare								
32 LIU Azelia (GK)								
Totals	3/15	20	0/7	2/7	1/1			

CUB	Goals/Shots					Cards		
	Total	%	FG	PC	PS	G	Y	R
Coach: AROCHE Eduardo								
1 GARCIA SANCHEZ M (GK)								
2 OLIVERA B. L (GK)								
3 CASAS GONZALEZ Yeny								
4 DUQUESNE M. Y								
5 PUENTES QUERALTA Yadira	0/1	0		0/1				
6 CAIROS PIEDRA Mirialis	0/1	0		0/1				
7 TEXIDO NORIS Arisleidis								
8 RIVAS TRUJILLO Daimi								
9 RAMOS PEREZ Brizaida								
10 SERRANO MUSTELIER Aglais	1/4	25	1/4				1	
11 DRAKE TORRES Yanelis	0/2	0	0/2					
12 ROQUE ANGULO Greter	0/2	0	0/2					
13 MAYETA PEREZ Yodilaine								
14 DRAKE TORRES Yakelin (C)	1/3	33	1/3					
15 PEREZ ESTRADA Zenova								
16 IGLESIAS ALARCON Solienky	0/1	0		0/1				
Totals	2/14	14	2/11	0/3			1	

Play by Play

Time	Action	Score	Team	No	Player
64:11	PC		CUB		
65:34	Sub. No. 14 off		CAN	15	LINTON Hilary
65:55	Sub. No. 22 off		CAN	17	DICKINSON Marian

Time	Action	Score	Team	No	Player
67:01	Shot save		CAN	13	STEPHANIE Hume
69:31	PC		CUB		
70:00	Shot PC miss		CUB	16	IGLESIAS A. S

Legend:

%	Conversion Percentage	(C)	Captain	(GK)	Goalkeeper	D	Matches Drawn
FG	Field Goal	G	Green Card	GA	Goals Against	GD	Goal Difference
GF	Goals For	L	Matches Lost	P	Matches Played	PC	Penalty Corner
PS	Penalty Stroke	Pts	Points	R	Red Card	W	Matches Won
Y	Yellow Card						

Match Highlights

Destaques de los partidos / Destaques da partida

AHO - Netherlands Antilles		Final score 2-1, AET	CHI - Chile	
		Weather Conditions	Cloudy, 20C, Humidity 94%	
Umpires	SANCHEZ Mercedes (ARG)	STEWART Wendy (CAN)	Reserve Umpire	SIMMONS Emma (BER)

Match Statistics

AHO	Goals/Shots				Cards			
	Total	%	FG	PC	PS	G	Y	R
Coach: SWILDENS Bas								
1 van de PAS Marlieke (GK)								
2 WIEDIJK Eva (GK)								
3 van RUITEN Nienke (C)								
4 ELSESEN Anne-Maaike								
5 NOORLANDER Theresia	0/1	0		0/1				
6 WELLENS Kiona								
7 SCHREUDER Ernestina						1		
8 van DONK Sanne								
9 van NOORT Sophie								
10 de HAAS Anika								
11 PLANTENGA Juliette	1/1	100	1/1					
12 HINSKENS Maria	0/1	0	0/1					
13 ROELS Pauline	0/1	0	0/1					
14 FESTEN Jamaine								
15 JOOSTEN Floortje	1/2	50	1/2					
16 LUIRINK Ilse								
Totals	2/6	33	2/5	0/1	1			

CHI	Goals/Shots				Cards			
	Total	%	FG	PC	PS	G	Y	R
Coach: STEIN Ronald								
1 ABUD Constanza (GK)								
2 WALBAUM Sofia								1
3 SANCHEZ Andrea								
4 VILLAGRA Javiera	0/1	0		0/1				
5 INFANTE Paula	0/1	0		0/1				
6 WILSON Michelle (C)	0/1	0	0/1					1
7 INFANTE Daniela	0/1	0	0/1					
8 GARCIA Carolina								
9 RODRIGUEZ Fernanda	0/1	0	0/1					
10 FERNANDEZ Maria Jose								
11 ALBERTZ Beatriz								
12 SCHÜLER Claudia (GK)								
13 WENZ Sandra								
14 VARAS Carolina								
15 CARAM Daniela	1/2	50	1/2					
16 INFANTE Camila								
Totals	1/7	14	1/5	0/2	2			

Play by Play

Time	Action	Score	Team	No	Player
First Half					
03:35	Shot miss		CHI	6	WILSON Michelle
07:20	Sub. No. 7 off		CHI	11	ALBERTZ Beatriz
08:00	Sub. No. 10 off		CHI	14	VARAS Carolina
09:33	Sub. No. 12 off		AHO	4	ELSESEN Anne-Maaike
09:36	Sub. No. 6 off		AHO	3	van RUITEN Nienke
12:28	Sub. No. 9 off		CHI	16	INFANTE Camila
15:23	Sub. No. 15 off		AHO	12	HINSKENS Maria
15:58	Shot miss		AHO	13	ROELS Pauline
16:09	Sub. No. 4 off		CHI	10	FERNANDEZ Maria Jose
16:14	Sub. No. 15 off		CHI	7	INFANTE Daniela
18:13	Sub. No. 16 off		CHI	9	RODRIGUEZ Fernanda
18:37	Sub. No. 14 off		CHI	4	VILLAGRA Javiera
19:06	Sub. No. 3 off		AHO	15	JOOSTEN Floortje
21:00	Sub. No. 16 off		AHO	8	van DONK Sanne
22:23	Sub. No. 4 off		AHO	14	FESTEN Jamaine
23:40	Sub. No. 8 off		CHI	14	VARAS Carolina
24:31	Sub. No. 11 off		CHI	15	CARAM Daniela
24:54	Sub. No. 6 off		CHI	13	WENZ Sandra
27:17	Shot no shot		CHI	15	CARAM Daniela
28:37	Sub. No. 9 off		CHI	16	INFANTE Camila
29:31	Sub. No. 8 off		AHO	16	LUIRINK Ilse
30:14	PC		CHI		
31:02	Shot PC save		CHI	5	INFANTE Paula
31:15	Sub. No. 14 off		AHO	4	ELSESEN Anne-Maaike
31:23	Sub. No. 4 off		CHI	8	GARCIA Carolina
32:21	Sub. No. 15 off		CHI	11	ALBERTZ Beatriz
33:57	Shot miss		AHO	15	JOOSTEN Floortje
Second Half					
35:00	Sub. No. 11 off		CHI	4	VILLAGRA Javiera
35:00	Sub. No. 13 off		CHI	9	RODRIGUEZ Fernanda
35:00	Sub. No. 14 off		CHI	15	CARAM Daniela
35:00	Sub. No. 16 off		CHI	6	WILSON Michelle

Time	Action	Score	Team	No	Player
39:51	Shot save GK		AHO	12	HINSKENS Maria
40:14	Sub. No. 16 off		AHO	8	van DONK Sanne
40:30	Sub. No. 13 off		AHO	16	LUIRINK Ilse
41:50	Green Card		AHO	7	SCHREUDER Ernestina
41:50	Green Card		CHI	6	WILSON Michelle
42:28	Shot	0-1	CHI	15	CARAM Daniela
44:58	Sub. No. 9 off		CHI	16	INFANTE Camila
46:47	Sub. No. 15 off		CHI	11	ALBERTZ Beatriz
47:08	Sub. No. 16 off		AHO	13	ROELS Pauline
49:39	Sub. No. 8 off		AHO	16	LUIRINK Ilse
50:28	Sub. No. 4 off		AHO	6	WELLENS Kiona
53:05	Sub. No. 16 off		CHI	9	RODRIGUEZ Fernanda
53:09	Sub. No. 8 off		CHI	14	VARAS Carolina
53:21	Sub. No. 7 off		CHI	15	CARAM Daniela
54:55	Sub. No. 12 off		AHO	4	ELSESEN Anne-Maaike
55:21	Shot no shot		CHI	9	RODRIGUEZ Fernanda
56:16	Sub. No. 6 off		CHI	13	WENZ Sandra
58:23	Sub. No. 11 off		CHI	7	INFANTE Daniela
58:48	Sub. No. 15 off		AHO	12	HINSKENS Maria
61:32	Sub. No. 9 off		CHI	16	INFANTE Camila
61:40	Sub. No. 14 off		CHI	8	GARCIA Carolina
61:50	Sub. No. 6 off		AHO	15	JOOSTEN Floortje
62:04	Sub. No. 15 off		CHI	11	ALBERTZ Beatriz
64:23	Sub. No. 16 off		AHO	8	van DONK Sanne
64:47	PC		AHO		
65:15	Shot PC save GK		AHO	5	NOORLANDER Theresia
65:22	Sub. No. 16 off		CHI	15	CARAM Daniela
65:52	Shot	1-1	AHO	15	JOOSTEN Floortje
66:27	Sub. No. 4 off		AHO	16	LUIRINK Ilse
69:25	Green Card		CHI	2	WALBAUM Sofia
69:57	PC		CHI		
70:00	Minor injury		CHI	15	CARAM Daniela
70:00	Shot PC save GK		CHI	4	VILLAGRA Javiera

Legend:

%	Conversion Percentage	(C)	Captain	(GK)	Goalkeeper	D	Matches Drawn
FG	Field Goal	G	Green Card	GA	Goals Against	GD	Goal Difference
GF	Goals For	L	Matches Lost	P	Matches Played	PC	Penalty Corner
PS	Penalty Stroke	Pts	Points	R	Red Card	W	Matches Won
Y	Yellow Card						

Match Highlights

Destaque de los partidos / Destaques da partida

AHO - Netherlands Antilles		Final score 2-1, AET		CHI - Chile	
		Weather Conditions		Cloudy, 20C, Humidity 94%	
Umpires	SANCHEZ Mercedes (ARG)	STEWART Wendy (CAN)	Reserve Umpire	SIMMONS Emma (BER)	

Match Statistics

AHO	Goals/Shots				Cards			
	Total	%	FG	PC	PS	G	Y	R
Coach: SWILDENS Bas								
1 van de PAS Marlieke (GK)								
2 WIEDIJK Eva (GK)								
3 van RUITEN Nienke (C)								
4 ELSEAN Anne-Maaik								
5 NOORLANDER Theresia	0/1	0		0/1				
6 WELLENS Kiona								
7 SCHREUDER Ernestina						1		
8 van DONK Sanne								
9 van NOORT Sophie								
10 de HAAS Anika								
11 PLANTENGA Juliette	1/1	100	1/1					
12 HINSKENS Maria	0/1	0	0/1					
13 ROELS Pauline	0/1	0	0/1					
14 FESTEN Jamaine								
15 JOOSTEN Floortje	1/2	50	1/2					
16 LUIRINK Ilse								
Totals	2/6	33	2/5	0/1		1		

CHI	Goals/Shots				Cards			
	Total	%	FG	PC	PS	G	Y	R
Coach: STEIN Ronald								
1 ABUD Constanza (GK)								
2 WALBAUM Sofia								1
3 SANCHEZ Andrea								
4 VILLAGRA Javiera	0/1	0		0/1				
5 INFANTE Paula	0/1	0		0/1				
6 WILSON Michelle (C)	0/1	0	0/1					1
7 INFANTE Daniela	0/1	0	0/1					
8 GARCIA Carolina								
9 RODRIGUEZ Fernanda	0/1	0	0/1					
10 FERNANDEZ Maria Jose								
11 ALBERTZ Beatriz								
12 SCHÜLER Claudia (GK)								
13 WENZ Sandra								
14 VARAS Carolina								
15 CARAM Daniela	1/2	50	1/2					
16 INFANTE Camila								
Totals	1/7	14	1/5	0/2				2

Play by Play

Time	Action	Score	Team	No	Player
70:00	PC		CHI		
First Extra Time					
70:00	Sub. No. 11 off		CHI	9	RODRIGUEZ Fernanda
72:56	Sub. No. 9 off		CHI	16	INFANTE Camila
74:16	Sub. No. 15 off		CHI	11	ALBERTZ Beatriz

Time	Action	Score	Team	No	Player
74:49	Shot save GK		CHI	7	INFANTE Daniela
76:54	Sub. No. 16 off		CHI	9	RODRIGUEZ Fernanda
Second Extra Time					
77:30	Sub. No. 11 off		CHI	15	CARAM Daniela
79:00	Shot	2-1	AHO	11	PLANTENGA Juliette

Legend:

%	Conversion Percentage	(C)	Captain	(GK)	Goalkeeper	D	Matches Drawn
FG	Field Goal	G	Green Card	GA	Goals Against	GD	Goal Difference
GF	Goals For	L	Matches Lost	P	Matches Played	PC	Penalty Corner
PS	Penalty Stroke	Pts	Points	R	Red Card	W	Matches Won
Y	Yellow Card						

Match Highlights

Destaque de los partidos / Destaques da partida

ARG - Argentina		Final score 4-2		USA - United States of America	
				Weather Conditions	
				Cloudy, 20C, Humidity 94%	
Umpires	ASHTON-LUCY Julie (AUS)	BRUNEKREEF Caroline (NED)	Reserve Umpire	STEWART Wendy (CAN)	

Match Statistics

ARG	Goals/Shots				Cards			
	Total	%	FG	PC	PS	G	Y	R
Coach: MINADEO Gabriel								
1 SUCCI M. Belen (GK)								
3 AICEGA Magdalena (C)								
4 LUCHETTI Rosario	1/2	50	1/2					
7 GULLA Alejandra	1/3	33	1/3			1		
8 AYMAR Luciana	0/2	0	0/2					
9 BOUZA Agustina	1/1	100	1/1					
11 REBECCHI Carla								
12 GONZALES OLIVA Mariana	0/3	0	0/2	0/1				
14 MARGALOT M. Mercedes								
16 MALOBERTI Daniela	0/1	0	0/1					
18 VUKOJICIC Paola (GK)								
19 RUSSO Marine	0/3	0	0/3			1		
22 AGUIRRE Gabriela								
24 BURKART Claudia	1/7	14	0/1	1/6				
26 KANEVSKY Giselle								
27 BARRIONUEVO M. Noel	0/2	0	0/1	0/1				
Totals	4/24	16	3/16	1/8		2		

USA	Goals/Shots				Cards			
	Total	%	FG	PC	PS	G	Y	R
Coach: BODIMEADE Lee								
2 LEONETTI Melissa								
3 LOY Angie	0/1	0	0/1					
4 DOTON Kelly	1/4	25	0/1	1/3				
8 DAWSON Rachel								2
9 DAWSON Sarah								
10 SNOW Tiffany	1/2	50		1/2				
13 SMITH Keli	0/1	0	0/1					
15 SENSENIG Dana	0/2	0	0/2					
17 LINGO Carrie	0/2	0	0/2					
18 KASOLD Michelle								
22 BARBER Kate (C)	0/1	0	0/1					
23 FALGOWSKI Katelyn								
25 TRAN Amy (GK)								
26 BASHORE Kayla								
27 CRANDALL Lauren								
28 POWLEY Lauren								
Totals	2/13	15	0/8	2/5		2		

Play by Play

Time	Action	Score	Team	No	Player
First Half					
00:45	Shot save GK		ARG	7	GULLA Alejandra
02:13	PC		ARG		
03:43	Shot PC save		ARG	24	BURKART Claudia
06:19	Shot save GK		ARG	19	RUSSO Marine
08:03	Shot save GK		ARG	12	GONZALES OLIVA Mariana
09:12	Shot no shot		USA	3	LOY Angie
10:31	Shot save GK		USA	17	LINGO Carrie
10:48	Sub. No. 16 off		ARG	9	BOUZA Agustina
10:51	Sub. No. 19 off		ARG	4	LUCHETTI Rosario
13:20	Shot miss		ARG	12	GONZALES OLIVA Mariana
13:24	Sub. No. 10 off		USA	15	SENENIG Dana
13:39	Sub. No. 27 off		USA	2	LEONETTI Melissa
15:05	Shot miss		ARG	24	BURKART Claudia
15:15	Sub. No. 7 off		ARG	22	AGUIRRE Gabriela
17:15	Sub. No. 13 off		USA	23	FALGOWSKI Katelyn
18:38	Sub. No. 26 off		USA	13	SMITH Keli
19:25	Sub. No. 11 off		ARG	7	GULLA Alejandra
20:18	Shot save GK		USA	13	SMITH Keli
20:44	Sub. No. 12 off		ARG	19	RUSSO Marine
21:33	PC		ARG		
22:02	Shot save		ARG	27	BARRIONUEVO M. Noel
22:05	Shot miss		ARG	19	RUSSO Marine
22:10	PC		ARG		
22:42	Shot PC save		ARG	24	BURKART Claudia
22:44	Green Card		USA	8	DAWSON Rachel
22:46	PC		ARG		
23:03	Shot PC save		ARG	24	BURKART Claudia
23:07	Sub. No. 13 off		USA	26	BASHORE Kayla
23:14	Shot save		ARG	19	RUSSO Marine
23:38	Sub. No. 28 off		USA	10	SNOW Tiffany
24:58	Sub. No. 22 off		ARG	16	MALOBERTI Daniela
25:04	Sub. No. 9 off		ARG	11	REBECCHI Carla

Time	Action	Score	Team	No	Player
25:08	Sub. No. 8 off		ARG	12	GONZALES OLIVA Mariana
25:12	Shot no shot		USA	15	SENENIG Dana
25:32	PC		ARG		
26:11	Shot PC save GK		ARG	24	BURKART Claudia
28:05	Sub. No. 4 off		ARG	8	AYMAR Luciana
28:10	Sub. No. 15 off		USA	13	SMITH Keli
30:39	PC		ARG		
32:02	PC		USA		
32:15	Shot PC	0-1	USA	10	SNOW Tiffany
32:28	Sub. No. 19 off		ARG	4	LUCHETTI Rosario
33:41	Green Card		USA	8	DAWSON Rachel
Second Half					
35:00	Sub. No. 2 off		USA	27	CRANDALL Lauren
35:00	Sub. No. 23 off		USA	28	POWLEY Lauren
35:00	Sub. No. 4 off		ARG	19	RUSSO Marine
37:27	Shot	1-1	ARG	7	GULLA Alejandra
38:24	Shot save GK		ARG	7	GULLA Alejandra
38:29	Shot save GK		ARG	8	AYMAR Luciana
38:56	Green Card		ARG	7	GULLA Alejandra
40:05	Shot save GK		USA	17	LINGO Carrie
41:49	Sub. No. 7 off		ARG	22	AGUIRRE Gabriela
42:27	PC		USA		
43:14	Shot save		USA	4	DOTON Kelly
43:17	PC		USA		
43:46	Shot PC save GK		USA	4	DOTON Kelly
43:50	PC		USA		
44:18	Shot PC save		USA	10	SNOW Tiffany
44:27	Sub. No. 19 off		ARG	4	LUCHETTI Rosario
45:37	Sub. No. 16 off		ARG	9	BOUZA Agustina
46:07	Sub. No. 13 off		USA	2	LEONETTI Melissa
46:46	Sub. No. 27 off		USA	13	SMITH Keli
47:35	Sub. No. 10 off		USA	15	SENENIG Dana
48:15	Shot save GK		USA	15	SENENIG Dana

Legend:

%	Conversion Percentage	(C)	Captain	(GK)	Goalkeeper	D	Matches Drawn
FG	Field Goal	G	Green Card	GA	Goals Against	GD	Goal Difference
GF	Goals For	L	Matches Lost	P	Matches Played	PC	Penalty Corner
PS	Penalty Stroke	Pts	Points	R	Red Card	W	Matches Won
Y	Yellow Card						



Match Highlights

Destacques de los partidos / Destaques da partida

ARG - Argentina		Final score 4-2		USA - United States of America	
Weather Conditions				Cloudy, 20C, Humidity 94%	
Umpires	ASHTON-LUCY Julie (AUS)	BRUNEKREEF Caroline (NED)	Reserve Umpire	STEWART Wendy (CAN)	

Match Statistics

ARG	Goals/Shots					Cards		
	Total	%	FG	PC	PS	G	Y	R
Coach: MINADEO Gabriel								
1 SUCCI M. Belen (GK)								
3 AICEGA Magdalena (C)								
4 LUCHETTI Rosario	1/2	50	1/2					
7 GULLA Alejandra	1/3	33	1/3			1		
8 AYMAR Luciana	0/2	0	0/2					
9 BOUZA Agustina	1/1	100	1/1					
11 REBECCHI Carla								
12 GONZALES OLIVA Mariana	0/3	0	0/2	0/1				
14 MARGALOT M. Mercedes								
16 MALOBERTI Daniela	0/1	0	0/1					
18 VUKOJICIC Paola (GK)								
19 RUSSO Marine	0/3	0	0/3			1		
22 AGUIRRE Gabriela								
24 BURKART Claudia	1/7	14	0/1	1/6				
26 KAÑEVSKY Giselle								
27 BARRIONUEVO M. Noel	0/2	0	0/1	0/1				
Totals	4/24	16	3/16	1/8		2		

USA	Goals/Shots					Cards		
	Total	%	FG	PC	PS	G	Y	R
Coach: BODIMEADE Lee								
2 LEONETTI Melissa								
3 LOY Angie	0/1	0	0/1					
4 DOTON Kelly	1/4	25	0/1	1/3				
8 DAWSON Rachel								2
9 DAWSON Sarah								
10 SNOW Tiffany	1/2	50		1/2				
13 SMITH Keli	0/1	0	0/1					
15 SENSENIG Dana	0/2	0	0/2					
17 LINGO Carrie	0/2	0	0/2					
18 KASOLD Michelle								
22 BARBER Kate (C)	0/1	0	0/1					
23 FALGOWSKI Katelyn								
25 TRAN Amy (GK)								
26 BASHORE Kayla								
27 CRANDALL Lauren								
28 POWLEY Lauren								
Totals	2/13	15	0/8	2/5		2		

Play by Play

Time	Action	Score	Team	No	Player
48:20	Sub. No. 22 off		ARG	7	GULLA Alejandra
48:53	Shot	2-1	ARG	4	LUCHETTI Rosario
49:58	PC		ARG		
50:33	Shot PC save GK		ARG	27	BARRIONUEVO M. Noel
51:09	Shot	3-1	ARG	9	BOUZA Agustina
52:08	Sub. No. 26 off		USA	23	FALGOWSKI Katelyn
52:41	Sub. No. 9 off		ARG	26	KAÑEVSKY Giselle
53:45	Sub. No. 7 off		ARG	16	MALOBERTI Daniela
53:49	Shot save		ARG	4	LUCHETTI Rosario
54:03	PC		ARG		
54:35	Shot PC	4-1	ARG	24	BURKART Claudia
54:50	Sub. No. 15 off		USA	10	SNOW Tiffany
54:54	Sub. No. 28 off		USA	26	BASHORE Kayla
56:46	Sub. No. 8 off		ARG	19	RUSSO Marine
56:58	Sub. No. 16 off		ARG	9	BOUZA Agustina
57:01	Sub. No. 11 off		ARG	7	GULLA Alejandra
57:27	PC		USA		
57:33	Minor injury		ARG	14	MARGALOT M. Mercedes
57:45	Shot PC	4-2	USA	4	DOTON Kelly

Time	Action	Score	Team	No	Player
58:30	Sub. No. 26 off		ARG	22	AGUIRRE Gabriela
58:56	Green Card		ARG	19	RUSSO Marine
59:10	PC		USA		
59:41	Shot PC save		USA	4	DOTON Kelly
59:46	Sub. No. 19 off		ARG	8	AYMAR Luciana
59:53	Sub. No. 22 off		ARG	11	REBECCHI Carla
60:21	Sub. No. 9 off		ARG	16	MALOBERTI Daniela
60:56	Shot miss		ARG	16	MALOBERTI Daniela
61:30	PC		ARG		
62:06	Shot PC save		ARG	24	BURKART Claudia
62:13	Shot PC save GK		ARG	12	GONZALES OLIVA Mariana
63:27	Shot miss		ARG	8	AYMAR Luciana
64:10	Shot no shot		USA	22	BARBER Kate
66:05	Sub. No. 3 off		USA	28	POWLEY Lauren
66:14	Sub. No. 26 off		USA	3	LOY Angie
66:37	Sub. No. 3 off		USA	27	CRANDALL Lauren
67:13	Sub. No. 8 off		USA	3	LOY Angie
69:12	Sub. No. 3 off		USA	18	KASOLD Michelle
69:28	Sub. No. 23 off		USA	9	DAWSON Sarah
69:28	Sub. No. 10 off		USA	23	FALGOWSKI Katelyn

Legend:

%	Conversion Percentage	(C)	Captain	(GK)	Goalkeeper	D	Matches Drawn
FG	Field Goal	G	Green Card	GA	Goals Against	GD	Goal Difference
GF	Goals For	L	Matches Lost	P	Matches Played	PC	Penalty Corner
PS	Penalty Stroke	Pts	Points	R	Red Card	W	Matches Won
Y	Yellow Card						

Cumulative Statistics

Estadísticas acumulativas / Estatísticas Cumulativas

AHO - Netherlands Antilles After 5 matches

Shirt No.	Name	MP	USA	CAN	CUB	ARG	CHI	Goals/Shots					Cards				
								Total	%	FG	PC	PS	G	Y	R		
1	van de PAS Marlieke (GK)	5	X	X	X	X	X										
2	WIEDIJK Eva (GK)																
3	van RUITEN Nienke (C)	5	I	I	I	I	I										
4	ELSEN Anne-Maaike	5	X	X	X	I	I	0/6	0	0/3	0/3						
5	NOORLANDER Theresia	5	X	X	X	X	X	0/7	0	0/1	0/6	2					
6	WELLENS Kiona	4	I	I		X	X	0/1	0	0/1							
7	SCHREUDER Ernestina	5	X	X	X	X	X	1/4	25	0/3	1/1	2					
8	van DONK Sanne	4	I		I	I	I										
9	van NOORT Sophie	5	X	X	X	X	X	0/2	0		0/2						
10	de HAAS Anika	5	X	X	X	X	X										
11	PLANTENGA Juliette	5	X	X	X	X	X	1/2	50	1/2							
12	HINSKENS Maria	5	X	X	X	X	X	0/6	0	0/6							
13	ROELS Pauline	5	X	X	X	X	X	0/3	0	0/3							
14	FESTEN Jamaine	5	I	I	I	I	I	0/2	0	0/2							
15	JOOSTEN Floortje	5	X	X	X	X	X	2/7	28	2/7							
16	LUIRINK Ilse	5	X	X	X	X	X	0/2	0	0/2							
Totals								4/42	9	3/30	1/12	4					
Against								8/62	12	4/37	4/25	5	1				

Legend:

%	Conversion Percentage	(C)	Captain	(GK)	Goalkeeper	FG	Field Goal
G	Green Card	I	Substitute Player	MP	Matches Played	PC	Penalty Corner
PS	Penalty Stroke	R	Red Card	X	Starting Player	Y	Yellow Card

Cumulative Statistics

Estadísticas acumulativas / Estatísticas Cumulativas

ARG - Argentina After 5 matches

Shirt No.	Name	MP	CHI	URU	BRA	AHO	USA	Goals/Shots					Cards				
								Total	%	FG	PC	PS	G	Y	R		
1	SUCCI M. Belen (GK)	2		X	X												
3	AICEGA Magdalena (C)	5	X	X	X	X	X	1/3	33	1/1	0/2			1			
4	LUCHETTI Rosario	5	X	I	X	I	I	3/6	50	3/6							
7	GULLA Alejandra	5	X	X	X	X	X	9/31	29	7/26	2/5			1			
8	AYMAR Luciana	5	X	X	X	X	X	7/18	38	6/13	1/5						
9	BOUZA Agustina	5	I	I	X	I	I	1/8	12	1/8							
11	REBECCHI Carla	5	X	X	X	X	X	3/7	42	2/6	1/1						
12	GONZALES OLIVA Mariana	5	X	X	X	X	X	0/9	0	0/8	0/1						
14	MARGALOT M. Mercedes	5	X	X	I	I	X	1/5	20	0/3	1/2			1			
16	MALOBERTI Daniela	5	X	X	I	X	X	3/10	30	3/10							
18	VUKOJICIC Paola (GK)	5	X	I	I	X	X										
19	RUSSO Marine	5	I	X	X	X	X	0/6	0	0/6				1			
22	AGUIRRE Gabriela	5	I	I	I	I	I	1/7	14	1/7							
24	BURKART Claudia	5	X	X	X	X	X	2/20	10	1/3	1/17						
26	KAÑEVSKY Giselle	5	I	X	I	X	I	1/2	50	0/1	1/1					1	
27	BARRIONUEVO M. Noel	5	X	I	X	X	X	4/22	18	0/4	2/16	2/2					
Totals								36/154	23	25/102	9/50	2/2	4	1			
Against								3/20	15	0/11	3/9		6	1			

Legend:

%	Conversion Percentage	(C)	Captain	(GK)	Goalkeeper	FG	Field Goal
G	Green Card	I	Substitute Player	MP	Matches Played	PC	Penalty Corner
PS	Penalty Stroke	R	Red Card	X	Starting Player	Y	Yellow Card

Cumulative Statistics

Estadísticas acumulativas / Estatísticas Cumulativas

BRA - Brazil After 5 matches

Shirt No.	Name	MP	ARG	CHI	URU	CUB	URU	Goals/Shots					Cards				
								Total	%	FG	PC	PS	G	Y	R		
1	OLIVEIRA Lisandra (GK)	5	X	X	X	X	X										
2	BONIFACINO Mariana	5	X	X	X	X	X										
3	CABRAL Thalita	5	X	X	X	X	X	0/1	0		0/1						
4	NEVES Thayse	5	X	X	X	X	X	0/1	0		0/1						
5	BOOS Patricia (C)	5	X	X	X	X	X								1		
6	STEINHAUSER Ana	5	X	X	I	I	X										
7	MACHADO Tatiana	5	I	X	X	X	X	0/1	0	0/1					1		
8	ABREU Liz	5	X	I	X	X	I										
9	BETOLAZA Helena	5	I	X	X	X	X	0/2	0	0/2							
10	KUMVICH Virginia	5	X	X	X	X	X	0/1	0	0/1							
11	DOMBROWICZ Djeniffer	5	X	X	X	X	X										
12	SANTOS Ana	5	X	I	I	I	X	0/1	0	0/1							
13	BERNARDES Andrea (GK)	2		I			I										
14	MORAES Tiene	3	I	I			I										
15	SILVA Michelle	5	I	I	I	I	I										
16	GONÇALVES Danielle	5	X	X	X	X	I										
Totals								0/7	0	0/5	0/2		2				
Against								53/184	28	33/112	20/72		2				

Legend:

%	Conversion Percentage	(C)	Captain	(GK)	Goalkeeper	FG	Field Goal
G	Green Card	I	Substitute Player	MP	Matches Played	PC	Penalty Corner
PS	Penalty Stroke	R	Red Card	X	Starting Player	Y	Yellow Card

Cumulative Statistics

Estadísticas acumulativas / Estatísticas Cumulativas

CAN - Canada After 5 matches

Shirt No.	Name	MP	USA	CUB	AHO	URU	CUB	Goals/Shots					Cards		
								Total	%	FG	PC	PS	G	Y	R
1	O'HARA Cailie	5	X	I	I	I	I	0/2	0	0/2					
3	ANDERSON Megan	5	X	X	X	X	X	0/3	0	0/3					
6	KEDGLEY Philippa	5	I	X	X	X	I	0/1	0	0/1					
8	JAMESON Stephanie	5	X	X	X	X	X	0/8	0	0/2	0/6	1			
9	RUSHTON Katie	5	X	I	I	X	I	1/2	50	0/1	1/1				
10	de PAPE Christine	5	X	X	X	X	X	0/2	0		0/2				
11	FORBES Sarah (GK)	2	X				X								
13	STEPHANIE Hume	5	X	X	X	X	X	0/7	0	0/5	0/2				
14	BAKER Katie	5	I	X	X	I	X	1/4	25	0/3	1/1	1			
15	LINTON Hilary	5	I	I	X	I	I	0/2	0	0/2					
17	DICKINSON Marian	5	I	I	I	I	X	0/2	0	0/2					
18	BUKER Kim	5	X	X	X	X	X	0/2	0	0/1	0/1				
19	RUSHTON Andrea (C)	5	X	X	X	X	X	3/10	30	1/1	1/8	1/1			
22	MICHALUK Tiffany	5	X	X	X	X	X	2/5	40	0/3	2/2				
27	LINTON Clare	5	X	X	I	X	X								
32	LIU Azelia (GK)	3		X	X	X									
Totals								7/50	14	1/26	5/23	1/1	2		
Against								12/78	15	6/54	6/24		3		

Legend:

%	Conversion Percentage	(C)	Captain	(GK)	Goalkeeper	FG	Field Goal
G	Green Card	I	Substitute Player	MP	Matches Played	PC	Penalty Corner
PS	Penalty Stroke	R	Red Card	X	Starting Player	Y	Yellow Card

Cumulative Statistics

Estadísticas acumulativas / Estatísticas Cumulativas

CHI - Chile After 5 matches

Shirt No.	Name	MP	ARG	URU	BRA	USA	AHO	Goals/Shots					Cards				
								Total	%	FG	PC	PS	G	Y	R		
1	ABUD Constanza (GK)	4	I	X		X	X										
2	WALBAUM Sofia	5	X	X	I	X	X										1
3	SANCHEZ Andrea	5	X	X	X	X	X										
4	VILLAGRA Javiera	5	X	X	X	X	X	1/3	33	0/1	1/2						
5	INFANTE Paula	5	X	X	X	X	X	2/14	14	0/3	2/11						
6	WILSON Michelle (C)	5	X	X	X	X	X	0/2	0	0/1	0/1						1
7	INFANTE Daniela	5	X	X	X	X	X	5/11	45	5/11							1
8	GARCIA Carolina	5	X	X	X	X	X	3/12	25	0/4	3/8						
9	RODRIGUEZ Fernanda	5	I	X	X	X	X	1/5	20	1/5							
10	FERNANDEZ Maria Jose	5	X	X	X	X	X										
11	ALBERTZ Beatriz	5	I	I	I	I	I	2/3	66	1/2	1/1						
12	SCHÜLER Claudia (GK)	3	X	I	X			0/1	0	0/1							
13	WENZ Sandra	5	I	I	X	I	I	1/1	100		1/1						
14	VARAS Carolina	5	I	I	I	I	I	0/1	0	0/1							
15	CARAM Daniela	5	X	X	X	X	X	2/6	33	2/5	0/1						
16	INFANTE Camila	5	X	I	I	I	I	1/8	12	1/8							
Totals								18/67	26	10/42	8/25					3	
Against								8/45	17	7/31	1/13	0/1				3	

Legend:

%	Conversion Percentage	(C)	Captain	(GK)	Goalkeeper	FG	Field Goal
G	Green Card	I	Substitute Player	MP	Matches Played	PC	Penalty Corner
PS	Penalty Stroke	R	Red Card	X	Starting Player	Y	Yellow Card

Cumulative Statistics

Estadísticas acumulativas / Estatísticas Cumulativas

CUB - Cuba After 5 matches

Shirt No.	Name	MP	USA	CAN	AHO	BRA	CAN	Goals/Shots					Cards					
								Total	%	FG	PC	PS	G	Y	R			
1	GARCIA SANCHEZ Maribel (GK)	5	X	X	X	X	X											
2	OLIVERA BEJERANO Larisleydi (GK)	1					I											
3	CASAS GONZALEZ Yeney	3	I		I	I		1/1	100	1/1				1				
4	DUQUESNE MONTERO Yordalia	5	X	X	X	X	X											
5	PUENTES QUERALTA Yadira	5	X	X	X	X	X	1/19	5	0/4	1/15							
6	CAIROS PIEDRA Mirialis	5	X	X	X	X	X	0/10	0	0/3	0/7	1	1					
7	TEXIDO NORIS Arisleidis	4	I		I	X	X	0/1	0	0/1								
8	RIVAS TRUJILLO Daimi	5	X	X	X	X	X	0/1	0	0/1								
9	RAMOS PEREZ Brizaida	5	I	I	I	I	I											
10	SERRANO MUSTELIER Aglais	5	X	X	X	X	X	3/13	23	2/12	1/1	1						
11	DRAKE TORRES Yanelis	5	X	X	X	X	X	1/12	8	1/9	0/3							
12	ROQUE ANGULO Greter	5	X	X	X	X	X	3/16	18	2/13	1/3							
13	MAYETA PEREZ Yodilaine	5	X	X	X	X	X	0/1	0	0/1								
14	DRAKE TORRES Yakelin (C)	5	X	X	X	X	X	2/14	14	2/13	0/1							
15	PEREZ ESTRADA Zenova	5	X	X	X	I	I	1/7	14	1/7				1				
16	IGLESIAS ALARCON Solienky	5	I	I	I	I	I	0/3	0	0/2	0/1							
Totals								12/98	12	9/67	3/31		4	1				
Against								11/70	15	2/41	8/28	1/1	4					

Legend:

%	Conversion Percentage	(C)	Captain	(GK)	Goalkeeper	FG	Field Goal
G	Green Card	I	Substitute Player	MP	Matches Played	PC	Penalty Corner
PS	Penalty Stroke	R	Red Card	X	Starting Player	Y	Yellow Card

Cumulative Statistics

Estadísticas acumulativas / Estatísticas Cumulativas

URU - Uruguay After 5 matches

Shirt No.	Name	MP	ARG	CHI	BRA	CAN	BRA	Goals/Shots					Cards				
								Total	%	FG	PC	PS	G	Y	R		
1	FAZZIO Andrea (C) (GK)	5	X	X	X	X	X										
3	CERETTA M.Bettiana	5	X	X	X	X	X	1/7	14		1/6	0/1	1				
4	RASO Alessandra	5	X	X	X	X	X							1			
5	RIOS Mariana	5	X	X	X	X	I	0/1	0		0/1						
6	BUENO Patricia	5	X	X	X	X	X	0/2	0		0/2						
7	ALGORTA Ma. Teresa	5	I	X	I	I	X	0/1	0	0/1							
8	CAMPOS Patricia	5	I	I	I	X	X										
9	BISIGNANO Ana Karina	5	I	I	I	I	I	2/13	15	2/5	0/8	1					
10	GIBERNAU Carolina	5	X	X	X	X	X	0/1	0	0/1		1					
11	SANGUINETTI M. Sofia	5	X	I	I	X	I	1/4	25	1/3	0/1						
12	LERENA Mercedes (GK)	3	I			I	I										
13	DUPONT Veronica	5	X	X	X	I	I	2/5	40	2/3	0/2						
14	BESSIÓ Virginia	5	I	I	X	I	X	4/8	50	1/2	3/6						
15	CASABO Virginia	5	X	X	X	X	X	4/16	25	1/13	3/3	1					
17	MUTILVA Carolina	5	X	X	X	X	X	2/6	33	1/5	1/1						
18	REBOLLO Eleonora	5	X	X	X	X	X										
Totals								16/64	25	8/33	8/30	0/1	4	1			
Against								15/53	28	9/35	4/16	2/2					

Legend:

%	Conversion Percentage	(C)	Captain	(GK)	Goalkeeper	FG	Field Goal
G	Green Card	I	Substitute Player	MP	Matches Played	PC	Penalty Corner
PS	Penalty Stroke	R	Red Card	X	Starting Player	Y	Yellow Card

Cumulative Statistics

Estadísticas acumulativas / Estatísticas Cumulativas

USA - United States of America After 5 matches

Shirt No.	Name	MP	CAN	CUB	AHO	CHI	ARG	Goals/Shots					Cards				
								Total	%	FG	PC	PS	G	Y	R		
2	LEONETTI Melissa	5	I	I	I	I	I										
3	LOY Angie	5	X	X	X	X	X	3/7	42	3/7							
4	DOTON Kelly	5	X	X	X	X	X	4/19	21	0/1	4/18						
8	DAWSON Rachel	5	X	X	X	X	X	0/1	0		0/1			2			
9	DAWSON Sarah	5	I	I	I	I	I	0/3	0	0/3							
10	SNOW Tiffany	5	X	X	X	X	X	4/12	33	1/8	3/4						
13	SMITH Keli	5	X	X	X	X	X	3/8	37	1/6	2/2			1			
15	SENENIG Dana	5	I	I	I	I	I	1/6	16	0/4	1/2						
17	LINGO Carrie	5	X	X	X	X	X	5/9	55	3/7	2/2						
18	KASOLD Michelle	5	I	I	I	I	I										
22	BARBER Kate (C)	5	X	X	X	X	X	2/7	28	2/6	0/1			1			
23	FALGOWSKI Katelyn	5	I	I	I	I	I										
25	TRAN Amy (GK)	5	X	X	X	X	X										
26	BASHORE Kayla	5	X	X	X	X	X	1/2	50	0/1	1/1						
27	CRANDALL Lauren	5	X	X	X	X	X	0/1	0	0/1							
28	POWLEY Lauren	5	X	X	X	X	X	0/3	0	0/2	0/1						
Totals								23/78	29	10/46	13/32		4				
Against								6/48	12	5/30	1/18		4	1			

Legend:

%	Conversion Percentage	(C)	Captain	(GK)	Goalkeeper	FG	Field Goal
G	Green Card	I	Substitute Player	MP	Matches Played	PC	Penalty Corner
PS	Penalty Stroke	R	Red Card	X	Starting Player	Y	Yellow Card



Overall Team Statistics

Estadísticas Generales del equipo / Estatísticas Gerais da Equipe

As of 24 JUL 2007 at 18:44

Team	MP		Goals/Shots					Cards		
			Total	%	FG	PC	PS	G	Y	R
AHO - Netherlands Antilles	5	For	4/42	9	3/30	1/12		4		
		Against	8/63	12	4/37	4/26		5	1	
ARG - Argentina	5	For	36/154	23	25/102	9/50	2/2	4	1	
		Against	3/21	14	0/12	3/9		6	1	
BRA - Brazil	5	For	0/8	0	0/6	0/2		2		
		Against	53/185	28	33/113	20/72		2		
CAN - Canada	5	For	7/50	14	1/26	5/23	1/1	2		
		Against	12/78	15	6/54	6/24		3		
CHI - Chile	5	For	18/68	26	10/43	8/25		3		
		Against	8/45	17	7/31	1/13	0/1	3		
CUB - Cuba	5	For	12/98	12	9/67	3/31		4	1	
		Against	11/70	15	2/41	8/28	1/1	4		
URU - Uruguay	5	For	16/64	25	8/33	8/30	0/1	4	1	
		Against	15/53	28	9/35	4/16	2/2			
USA - United States of America	5	For	23/79	29	10/46	13/33		4		
		Against	6/48	12	5/30	1/18		4	1	
Tournament Totals			116/563	20	66/353	47/206	3/4	27	3	

Legend:

%	Conversion Percentage	FG	Field Goal	G	Green Card	MP	Matches Played
PC	Penalty Corner	PS	Penalty Stroke	R	Red Card	Y	Yellow Card

Individual Statistics

Estadística Individual / Estatísticas Individuais

As of 25 JUL 2007 at 13:23

SCORERS

Rank	Shirt No.	Name	Team	Matches Played	Goals			Total
					Field Goal	Penalty Corner	Penalty Stroke	
1	7	GULLA Alejandra	ARG	5	7	2		9
2	8	AYMAR Luciana	ARG	5	6	1		7
3	7	INFANTE Daniela	CHI	5	5			5
3	17	LINGO Carrie	USA	5	3	2		5
5	27	BARRIONUEVO M. Noel	ARG	5		2	2	4
5	14	BESSIO Virginia	URU	5	1	3		4
5	15	CASABO Virginia	URU	5	1	3		4
5	4	DOTON Kelly	USA	5		4		4
5	10	SNOW Tiffany	USA	5	1	3		4
10	4	LUCHETTI Rosario	ARG	5	3			3
10	16	MALOBERTI Daniela	ARG	5	3			3
10	11	REBECCHI Carla	ARG	5	2	1		3
10	19	RUSHTON Andrea	CAN	5	1	1	1	3
10	8	GARCIA Carolina	CHI	5		3		3
10	12	ROQUE ANGULO Greter	CUB	5	2	1		3
10	10	SERRANO MUSTELIER Aglais	CUB	5	2	1		3
10	3	LOY Angie	USA	5	3			3
10	13	SMITH Keli	USA	5	1	2		3
19	15	JOOSTEN Floortje	AHO	5	2			2
19	24	BURKART Claudia	ARG	5	1	1		2
19	22	MICHALUK Tiffany	CAN	5		2		2
19	11	ALBERTZ Beatriz	CHI	5	1	1		2
19	15	CARAM Daniela	CHI	5	2			2
19	5	INFANTE Paula	CHI	5		2		2
19	14	DRAKE TORRES Yakelin	CUB	5	2			2
19	9	BISIGNANO Ana Karina	URU	5	2			2
19	13	DUPONT Veronica	URU	5	2			2
19	17	MUTILVA Carolina	URU	5	1	1		2
19	22	BARBER Kate	USA	5	2			2
30	11	PLANTENGA Juliette	AHO	5	1			1
30	7	SCHREUDER Ernestina	AHO	5		1		1
30	22	AGUIRRE Gabriela	ARG	5	1			1
30	3	AICEGA Magdalena	ARG	5	1			1
30	9	BOUZA Agustina	ARG	5	1			1
30	26	KANEVSKY Giselle	ARG	5		1		1
30	14	MARGALOT M. Mercedes	ARG	5		1		1
30	14	BAKER Katie	CAN	5		1		1
30	9	RUSHTON Katie	CAN	5		1		1
30	16	INFANTE Camila	CHI	5	1			1
30	9	RODRIGUEZ Fernanda	CHI	5	1			1
30	4	VILLAGRA Javiera	CHI	5		1		1
30	13	WENZ Sandra	CHI	5		1		1
30	3	CASAS GONZALEZ Yeny	CUB	3	1			1
30	11	DRAKE TORRES Yanelis	CUB	5	1			1
30	15	PEREZ ESTRADA Zenova	CUB	5	1			1
30	5	PUENTES QUERALTA Yadira	CUB	5		1		1
30	3	CERETTA M. Bettiana	URU	5		1		1
30	11	SANGUINETTI M. Sofia	URU	5	1			1
30	26	BASHORE Kayla	USA	5		1		1
30	15	SENSENG Dana	USA	5		1		1



Individual Statistics

Estadística Individual / Estatísticas Individuais

As of 25 JUL 2007 at 13:23

CARDS ISSUED

Shirt No.	Name	Team	Cards		
			Red	Yellow	Green
6	CAIROS PIEDRA Mirialis	CUB		1	1
26	KANEVSKY Giselle	ARG		1	
4	RASO Alessandra	URU		1	
5	NOORLANDER Theresia	AHO			2
7	SCHREUDER Ernestina	AHO			2
8	DAWSON Rachel	USA			2
3	AICEGA Magdalena	ARG			1
7	GULLA Alejandra	ARG			1
14	MARGALOT M. Mercedes	ARG			1
19	RUSSO Marine	ARG			1
5	BOOS Patricia	BRA			1
7	MACHADO Tatiana	BRA			1
14	BAKER Katie	CAN			1
8	JAMESON Stephanie	CAN			1
7	INFANTE Daniela	CHI			1
2	WALBAUM Sofia	CHI			1
6	WILSON Michelle	CHI			1
3	CASAS GONZALEZ Yeney	CUB			1
15	PEREZ ESTRADA Zenova	CUB			1
10	SERRANO MUSTELIER Aglais	CUB			1
9	BISIGNANO Ana Karina	URU			1
15	CASABO Virginia	URU			1
3	CERETTA M.Bettiana	URU			1
10	GIBERNAU Carolina	URU			1
22	BARBER Kate	USA			1
13	SMITH Keli	USA			1

Leading Scorer Statistics

Estadística de maximo goleador / Estatística do Melhor Artilheiro

As of 24 JUL 2007 at 18:46

LEADING SCORERS

Rank	Shirt No.	Name	Team	Matches Played	Goals			Total
					Field Goal	Penalty Corner	Penalty Stroke	
1	7	GULLA Alejandra	ARG	5	7	2		9
2	8	AYMAR Luciana	ARG	5	6	1		7
3	7	INFANTE Daniela	CHI	5	5			5
3	17	LINGO Carrie	USA	5	3	2		5
5	27	BARRIONUEVO M. Noel	ARG	5		2	2	4
5	14	BESSIÓ Virginia	URU	5	1	3		4
5	15	CASABO Virginia	URU	5	1	3		4
5	4	DOTON Kelly	USA	5		4		4
5	10	SNOW Tiffany	USA	5	1	3		4
10	4	LUCHETTI Rosario	ARG	5	3			3

More players tied with the same rank than can fit in the list

LEADING FIELD GOAL SCORERS

Rank	Shirt No.	Name	Team	Matches Played	Goals
1	7	GULLA Alejandra	ARG	5	7
2	8	AYMAR Luciana	ARG	5	6
3	7	INFANTE Daniela	CHI	5	5
4	4	LUCHETTI Rosario	ARG	5	3
4	16	MALOBERTI Daniela	ARG	5	3
4	17	LINGO Carrie	USA	5	3
4	3	LOY Angie	USA	5	3
8	15	JOOSTEN Floortje	AHO	5	2
8	11	REBECCHI Carla	ARG	5	2
8	15	CARAM Daniela	CHI	5	2

More players tied with the same rank than can fit in the list

LEADING PENALTY CORNER SCORERS

Rank	Shirt No.	Name	Team	Matches Played	Goals
1	4	DOTON Kelly	USA	5	4
2	8	GARCIA Carolina	CHI	5	3
2	14	BESSIÓ Virginia	URU	5	3
2	15	CASABO Virginia	URU	5	3
2	10	SNOW Tiffany	USA	5	3
6	27	BARRIONUEVO M. Noel	ARG	5	2
6	7	GULLA Alejandra	ARG	5	2
6	22	MICHALUK Tiffany	CAN	5	2
6	5	INFANTE Paula	CHI	5	2
6	17	LINGO Carrie	USA	5	2

More players tied with the same rank than can fit in the list

LEADING PENALTY STROKE SCORERS

Rank	Shirt No.	Name	Team	Matches Played	Goals
1	27	BARRIONUEVO M. Noel	ARG	5	2
2	19	RUSHTON Andrea	CAN	5	1



Results Summary

Resumen de resultados / Resumo dos Resultados

As of 25 JUL 2007

Date	Start Time	Match No.	Pitch No.	Phase	Teams	Halftime	Full Time	Extra Time	Penalty Strokes
MON 16 JUL	09:00	M05	1	Pool MA	TRI vs CUB	0 - 0	2 - 1		
	11:00	M06	1	Pool MA	ARG vs BRA	8 - 0	19 - 0		
	15:00	M07	1	Pool MB	CHI vs USA	1 - 1	2 - 1		
	17:00	M08	1	Pool MB	CAN vs AHO	1 - 0	2 - 0		
WED 18 JUL	09:00	M13	1	Pool MB	CAN vs USA	1 - 1	2 - 2		
	11:00	M14	1	Pool MB	AHO vs CHI	0 - 1	1 - 2		
	15:00	M15	1	Pool MA	ARG vs CUB	1 - 0	4 - 0		
	17:00	M16	1	Pool MA	BRA vs TRI	1 - 2	1 - 8		
FRI 20 JUL	09:00	M21	1	Pool MA	CUB vs BRA	3 - 0	9 - 0		
	11:00	M22	1	Pool MA	ARG vs TRI	1 - 0	7 - 1		
	15:00	M23	1	Pool MB	USA vs AHO	1 - 1	1 - 2		
	17:00	M24	1	Pool MB	CAN vs CHI	1 - 0	2 - 0		
SUN 22 JUL	09:00	M29	1	Classification 5th - 8th	CUB vs USA	3 - 0	4 - 1		
	11:30	M30	1	Classification 5th - 8th	AHO vs BRA	3 - 0	8 - 0		
	14:30	M31	1	Semifinal	ARG vs CHI	2 - 0	5 - 2		
	17:00	M32	1	Semifinal	CAN vs TRI	1 - 2	3 - 3	4 - 3	
WED 25 JUL	09:00	M37	1	Classification 7th - 8th	USA vs BRA	9 - 0	13 - 0		
	11:30	M38	1	Classification 5th - 6th	CUB vs AHO	0 - 1	3 - 1		
	14:30	M39	1	Bronze Medal Match	CHI vs TRI	3 - 1	5 - 3		
	17:00	M40	1	Gold Medal Match	ARG vs CAN	1 - 0	2 - 2	2 - 2	4 - 5

Tournament Summary

Resumen del Torneo / Sumário do Torneio

As of 20 JUL 2007 at 18:46

POOL MA

TODAY'S RESULTS			
Teams	Start Time	Halftime	Full Time
CUB vs BRA	09:00	3 - 0	9 - 0
ARG vs TRI	11:00	1 - 0	7 - 1

Team	ARG	BRA	CUB	TRI
ARG	--	19 - 0	4 - 0	7 - 1
BRA	0 - 19	--	0 - 9	1 - 8
CUB	0 - 4	9 - 0	--	1 - 2
TRI	1 - 7	8 - 1	2 - 1	--

Rank	Team	Matches				Goals			Points
		Played	Won	Drawn	Lost	For	Against	Diff.	
1	ARG	3	3	0	0	30	1	+29	9
2	TRI	3	2	0	1	11	9	+2	6
3	CUB	3	1	0	2	10	6	+4	3
4	BRA	3	0	0	3	1	36	-35	0

POOL MB

TODAY'S RESULTS			
Teams	Start Time	Halftime	Full Time
USA vs AHO	15:00	1 - 1	1 - 2
CAN vs CHI	17:00	1 - 0	2 - 0

Team	AHO	CAN	CHI	USA
AHO	--	0 - 2	1 - 2	2 - 1
CAN	2 - 0	--	2 - 0	2 - 2
CHI	2 - 1	0 - 2	--	2 - 1
USA	1 - 2	2 - 2	1 - 2	--

Rank	Team	Matches				Goals			Points
		Played	Won	Drawn	Lost	For	Against	Diff.	
1	CAN	3	2	1	0	6	2	+4	7
2	CHI	3	2	0	1	4	4	0	6
3	AHO	3	1	0	2	3	5	-2	3
4	USA	3	0	1	2	4	6	-2	1



Field Hockey Center
Centro de Hockey sobre Cesped
Centro de Hoquei sobre Grama

16 JUL 2007
9:00

Field Hockey
Hockey sobre Cesped / Hoquei sobre Grama

Men
Masculino / Masculino

Classification Matches
Partidos de Clasificacion / Jogos da Classificação

Tournament Summary

Resumen del Torneo / Sumário do Torneio

As of 25 JUL 2007 at 19:38

Pool Rank	Match	Score	Final Rank	Team
1MA ARG - Argentina	Semifinal Match #M31, 22 JUL 14:30	ARG - Argentina (5-2)		
2MB CHI - Chile				
1MB CAN - Canada	Semifinal Match #M32, 22 JUL 17:00	CAN - Canada (4-3,AET)		
2MA TRI - Trinidad & Tobago				
	Gold Medal Match Match #M40, 25 JUL 17:00	CAN - Canada (2-2, PSC 5-4)	1	CAN - Canada
			2	ARG - Argentina
	Bronze Medal Match Match #M39, 25 JUL 14:30	CHI - Chile (5-3)	3	CHI - Chile
			4	TRI - Trinidad & Tobago
3MA CUB - Cuba	Classification 5th - 8th Match #M29, 22 JUL 09:00	CUB - Cuba (4-1)		
4MB USA - United States of America				
3MB AHO - Netherlands Antilles	Classification 5th - 6th Match #M38, 25 JUL 11:30	CUB - Cuba (3-1)	5	CUB - Cuba
			6	AHO - Netherlands Antilles
4MA BRA - Brazil	Classification 5th - 8th Match #M30, 22 JUL 11:30	AHO - Netherlands Antilles (8-0)		
USA - United States of America	Classification 7th - 8th Match #M37, 25 JUL 09:00	USA - United States of America (13-0)	7	USA - United States of America
BRA - Brazil			8	BRA - Brazil

Legend:

AET After Extra Time **PSC** Penalty Stroke Competition

Medallists

Medallistas / Medalhistas

GOLD	SILVER	BRONZE
CAN-Canada	ARG-Argentina	CHI-Chile
1 PECK Matthew	1 VIVALDI Juan Manuel	1 ANWANDTER Mathias
2 MAHOOD Michael	2 GILARDI Juan Ignacio	2 KOPPENBERGER Ian
3 WRIGHT Anthony	5 IBARRA Pedro	4 THIERMANN Gabriel
4 TUPPER Scott	6 CHAO Mariano Rodolfo	5 THIERMANN Alfredo
6 SCHOLE Marian	7 ALMADA Mario Nicolas	6 VOGEL Matias
9 PEREIRA Ken	8 REY Lucas Martin	7 KRAINZ Esteban
10 FERNANDES Wayne	9 VILA Rodrigo Nicolas	8 RODRIGUEZ Cristobal
11 SHORT Peter	12 VILA Lucas	9 KUHLENTHAL Pablo
12 JAMESON Dave	13 LOMBI Jorge Maximiliano	10 MONTEGU Felipe
13 SHORT Robert	14 ZILBERBERG Fernando Oscar	11 AMOROSO Matias
16 SANDISON Scott	17 PAREDES Matias Enrique	12 KAPSCH Sebastian
17 GRIMES Connor	20 ARGENTO Tomas	13 STEIN Alan
18 WETTLAUFER Paul	22 REY Matias	14 CASANOVA Felipe
20 DEOL Ranjeev	24 ARGENTO Lucas	15 KANNEGIESSER Thomas
21 KAHLON Ravi	27 ROSSI Lucas Rafael	16 SOTOMAYOR Martin
24 SINGH Sukhwinder	31 BERGNER Ricardo Oscar	20 SCAFF Mauro



Match Report

Informe del partido / Relatório da partida

Date **MON 16 JUL 2007** Time **09:00** Pool **MA** Venue **Field Hockey Center** Pitch **1** Match No. **M05**

Result

TRI-Trinidad & Tobago

Full Time	2 - 1
Halftime	0 - 0

CUB-Cuba

Time on	Shirt No.	Name	▼ Green	■ Yellow	● Red
X	1	FRANCIS Glen (GK)			
X	3	TOUSSAINT Akim			
X	4	HENDERSON Alan			
X	6	ECCLES Solomon	40		
X	7	BROWNE Kwanwayne (C)			
X	9	WHITTINGTON Atiba			
X	10	LEGERTON Wayne			
X	11	GILKES Dillet			
X	12	WREN Nicholas			
X	13	QUAN CHAN Dwain			
X	14	COWIE Darren			
	2	ROCKE Andrey (GK)			
12	5	MURRAY Kiel			
57	8	PROVIDENCE Nigel			
8	15	SCIPIO Christopher			
18	16	TANG NIAN Mathew			
		Coach			
		HAANTJES Rob			

Time on	Shirt No.	Name	▼ Green	■ Yellow	● Red
X	1	GOMEZ AGUILAR Yoel (GK)			
X	3	ABREU ABREU Alexander			
X	4	SAYAS GONZALEZ Edelbenys			
X	5	LARRINAGA PEREZ Rolando			
X	7	GARCIA HERRERA Lazaro			
X	8	BARDAJI LOPEZ Alain Leonel (C)			
X	9	SARDUY GOMEZ Heriberto			
X	10	LEMUS DOMINGUEZ Roberto	50		
X	11	BLANCO HERNANDEZ Yoandri			
X	13	PEREZ PEREZ Yuri			
X	14	VEITIA ALONSO Yoel			
	2	CABRERA CASTILLO Jasell (GK)			
20	6	PADRON PEREZ Orlando			
38	12	ROJAS SOTOLONGO Yankel			
19	15	IGLESIAS GOMEZ Eddy			
20	16	AGUILERA MOLINA Roger			
		Coach			
		STAKEMANN Guillermo			

Team Manager	Signature
SCANTERBURY Denise (TRI)	
Umpire	Signature
GRIME Murray (AUS)	
Judge	Signature
BARRETT Radcliffe (JAM)	
Technical Officer	Signature
SANDISON Derek (CAN)	

Team Manager	Signature
HERNANDEZ GOMEZ Alex (CUB)	
Umpire	Signature
PUTRA Sumesh (CAN)	
Judge	Signature
ALEMAN Luis Cesar (ARG)	
Reserve Umpire	Signature
AARON Saleem (USA)	

Team	Minute	Shirt No.	Action	Score
CUB	47	11	FG	0 - 1
TRI	54	7	PC	1 - 1
TRI	65	9	FG	2 - 1

Team	Minute	Shirt No.	Action	Score

Team	Minute	Shirt No.	Action	Score
Golden Goal				

Remarks

Tournament Director - BUDEISKY Alberto (ARG)

Legend:					
(C)	Captain	(GK)	GoalKeeper	FG	Field Goal
X	Starting Player			PC	Penalty Corner



Match Report

Informe del partido / Relatório da partida

Date **MON 16 JUL 2007** Time **11:00** Pool **MA** Venue **Field Hockey Center** Pitch **1** Match No. **M06**

Result

ARG-Argentina

Full Time	19 - 0
Halftime	8 - 0

BRA-Brazil

Time on	Shirt No.	Name	▼ Green	■ Yellow	● Red
X	1	VIVALDI Juan Manuel (GK)			
X	2	GILARDI Juan Ignacio			
X	5	IBARRA Pedro			
X	7	ALMADA Mario Nicolas (C)			
X	8	REY Lucas Martin			
X	9	VILA Rodrigo Nicolas			
X	13	LOMBI Jorge Maximiliano			
X	14	ZILBERBERG Fernando Oscar			
X	22	REY Matias			
X	27	ROSSI Lucas Rafael			
X	31	BERGNER Ricardo Oscar			
36	6	CHAO Mariano Rodolfo (GK)			
15	12	VILA Lucas			
15	17	PAREDES Matias Enrique			
16	20	ARGENTO Tomas			
16	24	ARGENTO Lucas			
Coach		VIGIL Sergio Roberto			

Time on	Shirt No.	Name	▼ Green	■ Yellow	● Red
X	1	TATARA Daniel (GK)			
X	3	ZENARI DOS SANTOS Thiago			
X	4	HOCK Oliver (C)			
X	5	MOTTA Afonso Francisco			
X	6	BELLONI Alexandre			
X	9	CAMINHA JUNIOR Luciano			
X	10	ALVES Daniel			
X	11	KENNETH Hugo			
X	13	GAMA LIMA Francisco Jose			
X	14	ALBA Willian			
X	16	DE PAULA FELIPE Augusto			
22	2	CALDAS da CUNHA Alexandre			
13	7	HOCK Guido			
47	8	RIBEIRO Luiz Henrique			
	12	ORSO Cassio Eduardo (GK)			
16	15	DE OLIVEIRA Bruno Jorge			
Coach		LEMOS Leonardo			

Team Manager	Signature
GRONDONA Juan Manuel (ARG)	
Umpire	Signature
WENZ KUPFER Diego (CHI)	
Judge	Signature
VIEGAS Roque (USA)	
Technical Officer	Signature
HARRIS Willard (TRI)	

Team Manager	Signature
ZAREMBA Raphael (BRA)	
Umpire	Signature
SOTERIADES Gus (USA)	
Judge	Signature
NORIEGA Daully Balbuena (CUB)	
Reserve Umpire	Signature
AARON Saleem (USA)	

Team	Minute	Shirt No.	Action	Score
ARG	3	9	FG	1 - 0
ARG	16	13	PC	2 - 0
ARG	17	7	FG	3 - 0
ARG	22	20	FG	4 - 0
ARG	24	13	PC	5 - 0

Team	Minute	Shirt No.	Action	Score
ARG	29	17	FG	6 - 0
ARG	33	12	PC	7 - 0
ARG	35	2	PC	8 - 0
ARG	36	7	FG	9 - 0
ARG	41	13	PC	10 - 0

Team	Minute	Shirt No.	Action	Score
ARG	49	7	FG	11 - 0
ARG	56	20	FG	12 - 0
ARG	57	24	FG	13 - 0
Golden Goal				

Remarks

Tournament Director - BUDEISKY Alberto (ARG)

Legend:					
(C)	Captain	(GK)	GoalKeeper	FG	Field Goal
X	Starting Player			PC	Penalty Corner



Match Report

Informe del partido / Relatório da partida

Date **MON 16 JUL 2007** Time **15:00** Pool **MB** Venue **Field Hockey Center** Pitch **1** Match No. **M07**

Result

CHI-Chile

Full Time	2 - 1
Halftime	1 - 1

USA-United States America

Time on	Shirt No.	Name	▼ Green	■ Yellow	● Red
X	1	ANWANDTER Mathias (GK)			
X	2	KOPPENBERGER Ian	19		
X	4	THIERMANN Gabriel			
X	7	KRAINZ Esteban			
X	8	RODRIGUEZ Cristobal			
X	10	MONTEGU Felipe (C)			
X	11	AMOROSO Matias			
X	13	STEIN Alan			
X	14	CASANOVA Felipe			
X	15	KANNEGIESSER Thomas			
X	16	SOTOMAYOR Martin			
16	5	THIERMANN Alfredo			
	6	VOGEL Matias			
16	9	KUHLENTAL Pablo			
11	12	KAPSCH Sebastian			
	20	SCAFF Mauro (GK)			
Coach		CASTRO Alfredo			

Time on	Shirt No.	Name	▼ Green	■ Yellow	● Red
X	1	GINOLFI Jon			
X	2	HOANG Binh			
X	3	SCHLEDORN Brian			
X	5	HARRIS Pat			
X	6	MARTIN Jarred			
X	8	BHAMBER Rinku			
X	9	SCALLY Ian			
X	10	COTA Pat			
X	12	NAKAMURA Shawn (C)			
X	17	HARRIS Sean			24
X	32	WELLINGS Jason (GK)			
18	4	HARNER Mick			
19	7	COOLIDGE Nate			
16	11	COUWENBERGH Remco			
10	13	CUNNINGHAM Remco			
	16	SAEZ Jeb (GK)			
Coach		CONWAY Nick			

Team Manager WENZ Sebastian (CHI)	Signature
Umpire SINGH Amarjit (MAS)	Signature
Judge BURKE Cameron (BAR)	Signature
Technical Officer SANDISON Derek (CAN)	Signature

Team Manager MARUQUIN Ben (USA)	Signature
Umpire PEÑA Raul (CUB)	Signature
Judge BARRETT Radcliffe (JAM)	Signature
Reserve Umpire GRIME Murray (AUS)	Signature

Team	Minute	Shirt No.	Action	Score
USA	9	5	PC	0 - 1
CHI	18	9	FG	1 - 1
CHI	37	2	PS	2 - 1

Team	Minute	Shirt No.	Action	Score

Team	Minute	Shirt No.	Action	Score

Golden Goal

Remarks

Tournament Director - BUDEISKY Alberto (ARG)

Legend:	(C) Captain	(GK) GoalKeeper	FG Field Goal	PC Penalty Corner
PS	Penalty Stroke	X Starting Player		



Match Report

Informe del partido / Relatório da partida

Date **MON 16 JUL 2007** Time **17:00**

Pool **MB**

Venue **Field Hockey Center**

Pitch **1**

Match No. **M08**

Result

CAN-Canada

Full Time	2 - 0
Halftime	1 - 0

AHO-Netherlands Antilles

Time on	Shirt No.	Name	▼ Green	■ Yellow	● Red
X	2	MAHOOD Michael (GK)			
X	3	WRIGHT Anthony			
X	9	PEREIRA Ken			
X	10	FERNANDES Wayne			
X	11	SHORT Peter			
X	13	SHORT Robert (C)			
X	16	SANDISON Scott			
X	17	GRIMES Connor			
X	18	WETTLAUFER Paul			
X	20	DEOL Ranjeev			
X	21	KAHLON Ravi			
	1	PECK Matthew (GK)			
23	4	TUPPER Scott			
20	6	SCHOLE Marian			
20	12	JAMESON Dave			
15	24	SINGH Sukhwinder			
		Coach MENDONCA Louis			

Time on	Shirt No.	Name	▼ Green	■ Yellow	● Red
X	1	VISMANS Daan (GK)			
X	2	BUREMA Niels		69	
X	4	van de BRAAK Tjerk			
X	5	HOP Sjors			
X	6	VISSCHER Arnout	53		
X	7	PEREIRA Raymundo			
X	10	PLANTENGA Wouter (C)			
X	12	MACLENNAN Colin			
X	14	HARDEMAN Gijs			
X	15	JOBSIS Alexander			
X	18	BRAAKSMA Janiek			
	3	RIJSEMUS Bert			
9	8	PELS Laurens			
27	9	CHRISTIAANS Bart			
13	11	ELSENAAR Ivo			
	13	KOLEN Thomas (GK)			
		Coach van der STRUIJK Michael			

Team Manager	Signature
DUBE Ajay (CAN)	
Umpire	Signature
MONTE German (ARG)	
Judge	Signature
ALEMAN Luis Cesar (ARG)	
Technical Officer	Signature
VIEGAS Roque (USA)	

Team Manager	Signature
DENNERT Janpaul (AHO)	
Umpire	Signature
MARCANO Albert (TRI)	
Judge	Signature
DA SILVA Andre (BRA)	
Reserve Umpire	Signature
SINGH Amarjit (MAS)	

Team	Minute	Shirt No.	Action	Score
CAN	22	17	FG	1 - 0
CAN	68	17	FG	2 - 0

Team	Minute	Shirt No.	Action	Score

Team	Minute	Shirt No.	Action	Score
Golden Goal				

Remarks

Tournament Director - BUDEISKY Alberto (ARG)

Legend:	(C) Captain	(GK) GoalKeeper	FG Field Goal	X Starting Player
----------------	-------------	-----------------	---------------	-------------------



Field Hockey Center
Centro de Hockey sobre Cesped
Centro de Hoquei sobre Grama

18 JUL 2007
9:00

Field Hockey
Hockey sobre Cesped / Hoquei sobre Grama

Men
Masculino / Masculino

POOL MB - MATCH M13
GRUPO MB - PARTIDO M13 / GRUPO MB - PARTIDA M13

Match Report

Informe del partido / Relatório da partida

Date **WED 18 JUL 2007** Time **09:00** Pool **MB** Venue **Field Hockey Center** Pitch **1** Match No. **M13**

Result

CAN-Canada

Full Time	2 - 2
Halftime	1 - 1

USA-United States of America

Time on	Shirt No.	Name	▼ Green	■ Yellow	● Red
X	2	MAHOOD Michael (GK)			
X	3	WRIGHT Anthony			
X	9	PEREIRA Ken			
X	10	FERNANDES Wayne			
X	11	SHORT Peter			
X	13	SHORT Robert (C)			
X	16	SANDISON Scott	35		
X	17	GRIMES Connor			
X	18	WETTLAUFER Paul			
X	20	DEOL Ranjeev			
X	21	KAHLON Ravi			
	1	PECK Matthew (GK)			
13	4	TUPPER Scott			
18	6	SCHOLE Marian			
19	12	JAMESON Dave			
16	24	SINGH Sukhwinder			
		Coach MENDONCA Louis			

Time on	Shirt No.	Name	▼ Green	■ Yellow	● Red
X	1	GINOLFI Jon		70	
X	2	HOANG Binh			
X	3	SCHLEDORN Brian			
X	5	HARRIS Pat			
X	6	MARTIN Jarred			
X	8	BHAMBER Rinku			
X	9	SCALLY Ian			
X	10	COTA Pat			
X	12	NAKAMURA Shawn (C)			
X	17	HARRIS Sean			
X	32	WELLINGS Jason (GK)			
13	4	HARNER Mick			
10	7	COOLIDGE Nate			
	11	COUWENBERGH Remco			
9	13	CUNNINGHAM Remco			
	16	SAEZ Jeb (GK)			
		Coach CONWAY Nick			

Team Manager	Signature
DUBE Ajay (CAN)	
Umpire	Signature
MONTES German (ARG)	
Judge	Signature
NORIEGA Daully Balbuena (CUB)	
Technical Officer	Signature
HARRIS Willard (TRI)	

Team Manager	Signature
MARUQUIN Ben (USA)	
Umpire	Signature
LOPEZ RAMOS Daniel (URU)	
Judge	Signature
BARRETT Radcliffe (JAM)	
Reserve Umpire	Signature
PEÑA Raul (CUB)	

Team	Minute	Shirt No.	Action	Score
CAN	21	10	PC	1 - 0
USA	33	6	PC	1 - 1
CAN	53	10	PC	2 - 1
USA	59	5	FG	2 - 2

Team	Minute	Shirt No.	Action	Score

Team	Minute	Shirt No.	Action	Score

Golden Goal

Remarks

Tournament Director - BUDEISKY Alberto (ARG)

Legend:	(C) Captain	(GK) GoalKeeper	FG Field Goal	PC Penalty Corner
X	Starting Player			



Match Report

Informe del partido / Relatório da partida

Date **WED 18 JUL 2007** Time **11:00** Pool **MB** Venue **Field Hockey Center** Pitch **1** Match No. **M14**

Result

AHO-Netherlands Antilles

Full Time	1 - 2
Halftime	0 - 1

CHI-Chile

Time on	Shirt No.	Name	▼ Green	■ Yellow	● Red
X	1	VISMANS Daan (GK)			
X	2	BUREMA Niels			
X	4	van de BRAAK Tjerk	30		
X	5	HOP Sjors			
X	6	VISSCHER Arnout			
X	7	PEREIRA Raymundo			
X	10	PLANTENGA Wouter (C)			
X	12	MACLENNAN Colin		64	
X	14	HARDEMAN Gijs			
X	15	JOBSIS Alexander			
X	18	BRAAKSMA Janiek		68	
27	3	RIJSEMUS Bert			
11	8	PELS Laurens			
23	9	CHRISTIAANS Bart			
9	11	ELSENAAR Ivo	56		
	13	KOLEN Thomas (GK)			
		Coach van der STRUIJK Michael			

Time on	Shirt No.	Name	▼ Green	■ Yellow	● Red
X	1	ANWANDTER Mathias (GK)			
X	2	KOPPENBERGER Ian			
X	4	THIERMANN Gabriel			
X	7	KRAINZ Esteban			
X	8	RODRIGUEZ Cristobal			
X	10	MONTEGU Felipe (C)			
X	11	AMOROSO Matias		46	
X	13	STEIN Alan			
X	14	CASANOVA Felipe			
X	15	KANNEGIESSER Thomas			
X	16	SOTOMAYOR Martin			
17	5	THIERMANN Alfredo			
32	6	VOGEL Matias			
16	9	KUHLENTHAL Pablo			
11	12	KAPSCH Sebastian			
	20	SCAFF Mauro (GK)			
		Coach CASTRO Alfredo			

Team Manager	Signature
DENNERT Janpaul (AHO)	
Umpire	Signature
MARCANO Albert (TRI)	
Judge	Signature
VIEGAS Roque (USA)	
Technical Officer	Signature
SANDISON Derek (CAN)	

Team Manager	Signature
WENZ Sebastian (CHI)	
Umpire	Signature
GRIME Murray (AUS)	
Judge	Signature
ALEMAN Luis Cesar (ARG)	
Reserve Umpire	Signature
PEÑA Raul (CUB)	

Team	Minute	Shirt No.	Action	Score
CHI	4	10	FG	0 - 1
AHO	57	5	FG	1 - 1
CHI	64	8	FG	1 - 2

Team	Minute	Shirt No.	Action	Score

Team	Minute	Shirt No.	Action	Score
Golden Goal				

Remarks

Tournament Director - BUDEISKY Alberto (ARG)

Legend:	(C) Captain	(GK) GoalKeeper	FG Field Goal	X Starting Player
----------------	-------------	-----------------	---------------	-------------------



Match Report

Informe del partido / Relatório da partida

Date **WED 18 JUL 2007** Time **15:00** Pool **MA** Venue **Field Hockey Center** Pitch **1** Match No. **M15**

Result

ARG-Argentina

Full Time	4 - 0
Halftime	1 - 0

CUB-Cuba

Time on	Shirt No.	Name	▼ Green	■ Yellow	● Red
X	1	VIVALDI Juan Manuel (GK)			
X	2	GILARDI Juan Ignacio			
X	5	IBARRA Pedro			
X	7	ALMADA Mario Nicolas (C)			
X	8	REY Lucas Martin			
X	9	VILA Rodrigo Nicolas			
X	13	LOMBI Jorge Maximiliano			
X	14	ZILBERBERG Fernando Oscar			
X	22	REY Matias			
X	27	ROSSI Lucas Rafael			
X	31	BERGNER Ricardo Oscar			
	6	CHAO Mariano Rodolfo (GK)			
13	12	VILA Lucas			
10	17	PAREDES Matias Enrique			
13	20	ARGENTO Tomas			
14	24	ARGENTO Lucas			
Coach		VIGIL Sergio Roberto			

Time on	Shirt No.	Name	▼ Green	■ Yellow	● Red
X	1	GOMEZ AGUILAR Yoel (GK)			
X	3	ABREU ABREU Alexander			
X	5	LARRINAGA PEREZ Rolando			
X	7	GARCIA HERRERA Lazaro			
X	8	BARDAJI LOPEZ Alain Leonel (C)			
X	9	SARDUY GOMEZ Heriberto			
X	10	LEMUS DOMINGUEZ Roberto			
X	11	BLANCO HERNANDEZ Yoandri			
X	12	ROJAS SOTOLONGO Yankel			
X	13	PEREZ PEREZ Yuri	43		
X	14	VEITIA ALONSO Yoel			
64	2	CABRERA CASTILLO Jasell (GK)			
18	4	SAYAS GONZALEZ Edelbenys	21		
55	6	PADRON PEREZ Orlando			
20	15	IGLESIAS GOMEZ Eddy			
21	16	AGUILERA MOLINA Roger			
Coach		STAKEMANN Guillermo			

Team Manager	Signature
GRONDONA Juan Manuel (ARG)	
Umpire	Signature
SOTERIADES Gus (USA)	
Judge	Signature
BARRETT Radcliffe (JAM)	
Technical Officer	Signature
HARRIS Willard (TRI)	

Team Manager	Signature
HERNANDEZ GOMEZ Alex (CUB)	
Umpire	Signature
PUTRA Sumesh (CAN)	
Judge	Signature
DA SILVA Andre (BRA)	
Reserve Umpire	Signature
WENZ Diego (CHI)	

Team	Minute	Shirt No.	Action	Score
ARG	11	9	FG	1 - 0
ARG	48	5	FG	2 - 0
ARG	61	5	PC	3 - 0
ARG	63	8	FG	4 - 0

Team	Minute	Shirt No.	Action	Score

Team	Minute	Shirt No.	Action	Score
Golden Goal				

Remarks

Tournament Director - BUDEISKY Alberto (ARG)

Legend:							
(C)	Captain	(GK)	GoalKeeper	FG	Field Goal	PC	Penalty Corner
X	Starting Player						



Match Report

Informe del partido / Relatório da partida

Date **WED 18 JUL 2007** Time **17:00** Pool **MA** Venue **Field Hockey Center** Pitch **1** Match No. **M16**

Result

BRA-Brazil

Full Time	1 - 8
Halftime	1 - 2

TRI-Trinidad & Tobago

Time on	Shirt No.	Name	▼ Green	■ Yellow	● Red
X	1	TATARA Daniel (GK)			
X	3	ZENARI DOS SANTOS Thiago			
X	4	HOCK Oliver (C)			
X	5	MOTTA Afonso Francisco			
X	6	BELLONI Alexandre			
X	7	HOCK Guido			
X	10	ALVES Daniel			
X	11	KENNETH Hugo			
X	14	ALBA Willian			
X	15	DE OLIVEIRA Bruno Jorge			
X	16	DE PAULA FELIPE Augusto			
11	2	CALDAS da CUNHA Alexandre			
64	8	RIBEIRO Luiz Henrique			
21	9	CAMINHA JUNIOR Luciano			
45	12	ORSO Cassio Eduardo (GK)			
60	13	GAMA LIMA Francisco Jose	63		
Coach	LEMOS Leonardo				

Time on	Shirt No.	Name	▼ Green	■ Yellow	● Red
X	2	ROCKE Andrey (GK)			
X	3	TOUSSAINT Akim			
X	4	HENDERSON Alan			
X	5	MURRAY Kiel			
X	6	ECCLES Solomon			
X	7	BROWNE Kwanwayne (C)			
X	9	WHITTINGTON Atiba			
X	10	LEGERTON Wayne			
X	11	GILKES Dillet			
X	13	QUAN CHAN Dwain			
X	14	COWIE Darren			
	1	FRANCIS Glen (GK)			
	8	PROVIDENCE Nigel			
11	12	WREN Nicholas			
16	15	SCPIO Christopher			
7	16	TANG NIAN Mathew			
Coach	HAANTJES Rob				

Team Manager	Signature
ZAREMBA Raphael (BRA)	
Umpire	Signature
AARON Saleem (USA)	
Judge	Signature
ALEMAN Luis Cesar (ARG)	
Technical Officer	Signature
VIEGAS Roque (USA)	

Team Manager	Signature
SCANTERBURY Denise (TRI)	
Umpire	Signature
SINGH Amarjit (MAS)	
Judge	Signature
NORIEGA Dauly Balbuena (CUB)	
Reserve Umpire	Signature
WENZ Diego (CHI)	

Team	Minute	Shirt No.	Action	Score
TRI	14	7	PC	0 - 1
BRA	20	14	PC	1 - 1
TRI	32	7	PC	1 - 2
TRI	40	7	PC	1 - 3
TRI	43	10	FG	1 - 4

Team	Minute	Shirt No.	Action	Score
TRI	57	11	FG	1 - 5
TRI	62	10	PC	1 - 6
TRI	68	10	PS	1 - 7
TRI	70	10	FG	1 - 8

Team	Minute	Shirt No.	Action	Score
Golden Goal				

Remarks

Tournament Director - BUDEISKY Alberto (ARG)

Legend:					
(C)	Captain	(GK)	GoalKeeper	FG	Field Goal
PS	Penalty Stroke	X	Starting Player	PC	Penalty Corner



Match Report

Informe del partido / Relatório da partida

Date: **FRI 20 JUL 2007** Time: **09:00** Pool: **MA** Venue: **Field Hockey Center** Pitch: **1** Match No.: **M21**

Result

CUB-Cuba

Full Time	9 - 0
Halftime	3 - 0

BRA-Brazil

Time on	Shirt No.	Name	▼ Green	■ Yellow	● Red
X	2	CABRERA CASTILLO Jasell (GK)			
X	3	ABREU ABREU Alexander			
X	7	GARCIA HERRERA Lazaro			
X	8	BARDAJI LOPEZ Alain Leonel (C)			
X	9	SARDUY GOMEZ Heriberto			
X	10	LEMUS DOMINGUEZ Roberto			
X	11	BLANCO HERNANDEZ Yoandri			
X	12	ROJAS SOTOLONGO Yankel			
X	14	VEITIA ALONSO Yoel			
X	15	IGLESIAS GOMEZ Eddy			
X	16	AGUILERA MOLINA Roger			
	1	GOMEZ AGUILAR Yoel (GK)			
12	4	SAYAS GONZALEZ Edelbenys			
	5	LARRINAGA PEREZ Rolando			
21	6	PADRON PEREZ Orlando			
48	13	PEREZ PEREZ Yuri			
		Coach			
		STAKEMANN Guillermo			

Time on	Shirt No.	Name	▼ Green	■ Yellow	● Red
X	1	TATARA Daniel (GK)			
X	3	ZENARI DOS SANTOS Thiago			
X	4	HOCK Oliver (C)			
X	5	MOTTA Afonso Francisco			
X	6	BELLONI Alexandre			
X	7	HOCK Guido			
X	10	ALVES Daniel	53		
X	11	KENNETH Hugo			
X	14	ALBA Willian			
X	15	DE OLIVEIRA Bruno Jorge			
X	16	DE PAULA FELIPE Augusto			
15	2	CALDAS da CUNHA Alexandre			
15	8	RIBEIRO Luiz Henrique			
13	9	CAMINHA JUNIOR Luciano			
52	12	ORSO Cassio Eduardo (GK)			
48	13	GAMA LIMA Francisco Jose			
		Coach			
		LEMONS Leonardo			

Team Manager	Signature
HERNANDEZ GOMEZ Alex (CUB)	
Umpire	Signature
PUTRA Sumesh (CAN)	
Judge	Signature
BURKE Cameron (BAR)	
Technical Officer	Signature
HARRIS Willard (TRI)	

Team Manager	Signature
ZAREMBA Raphael (BRA)	
Umpire	Signature
MARCANO Albert (TRI)	
Judge	Signature
ALEMAN Luis Cesar (ARG)	
Reserve Umpire	Signature
SOTERIADES Gus (USA)	

Team	Minute	Shirt No.	Action	Score
CUB	4	11	PC	1 - 0
CUB	18	4	PC	2 - 0
CUB	32	10	FG	3 - 0
CUB	47	10	FG	4 - 0
CUB	50	4	FG	5 - 0

Team	Minute	Shirt No.	Action	Score
CUB	55	4	PC	6 - 0
CUB	67	4	FG	7 - 0
CUB	69	16	FG	8 - 0
CUB	70	15	FG	9 - 0

Team	Minute	Shirt No.	Action	Score
Golden Goal				

Remarks

Tournament Director - BUDEISKY Alberto (ARG)

Legend:	(C)	Captain	(GK)	GoalKeeper	FG	Field Goal	PC	Penalty Corner
	X	Starting Player						

Match Report

Informe del partido / Relatório da partida

Date **FRI 20 JUL 2007** Time **11:00** Pool **MA** Venue **Field Hockey Center** Pitch **1** Match No. **M22**

Result

ARG-Argentina

Full Time	7 - 1
Halftime	1 - 0

TRI-Trinidad & Tobago

Time on	Shirt No.	Name	▼ Green	■ Yellow	● Red
X	2	GILARDI Juan Ignacio			
X	5	IBARRA Pedro			
X	6	CHAO Mariano Rodolfo (GK)			
X	7	ALMADA Mario Nicolas (C)			
X	8	REY Lucas Martin			
X	9	VILA Rodrigo Nicolas			
X	13	LOMBI Jorge Maximiliano			
X	14	ZILBERBERG Fernando Oscar			
X	17	PAREDES Matias Enrique			
X	22	REY Matias			
X	31	BERGNER Ricardo Oscar			
	1	VIVALDI Juan Manuel (GK)			
12	12	VILA Lucas			
13	20	ARGENTO Tomas			
13	24	ARGENTO Lucas			
13	27	ROSSI Lucas Rafael			
		Coach			
		VIGIL Sergio Roberto			

Time on	Shirt No.	Name	▼ Green	■ Yellow	● Red
X	2	ROCKE Andrey (GK)			
X	3	TOUSSAINT Akim			
X	4	HENDERSON Alan			
X	6	ECCLES Solomon			
X	7	BROWNE Kwanwayne (C)			
X	9	WHITTINGTON Atiba			
X	10	LEGERTON Wayne			
X	11	GILKES Dillet			
X	12	WREN Nicholas			
X	13	QUAN CHAN Dwain			
X	14	COWIE Darren			
36	1	FRANCIS Glen (GK)			
11	5	MURRAY Kiel	60		
	8	PROVIDENCE Nigel			
8	15	SCIPIO Christopher			
13	16	TANG NIAN Mathew			
		Coach			
		HAANTJES Rob			

Team Manager	Signature
GRONDONA Juan Manuel (ARG)	
Umpire	Signature
AARON Saleem (USA)	
Judge	Signature
NORIEGA Dauly Balbuena (CUB)	
Technical Officer	Signature
SANDISON Derek (CAN)	

Team Manager	Signature
SCANTERBURY Denise (TRI)	
Umpire	Signature
WENZ Diego (CHI)	
Judge	Signature
VIEGAS Roque (USA)	
Reserve Umpire	Signature
SOTERIADES Gus (USA)	

Team	Minute	Shirt No.	Action	Score
ARG	32	13	PC	1 - 0
ARG	43	20	FG	2 - 0
TRI	44	9	FG	2 - 1
ARG	46	27	FG	3 - 1
ARG	50	13	FG	4 - 1

Team	Minute	Shirt No.	Action	Score
ARG	54	13	PC	5 - 1
ARG	58	17	PC	6 - 1
ARG	69	12	PC	7 - 1

Team	Minute	Shirt No.	Action	Score
Golden Goal				

Remarks

Tournament Director - BUDEISKY Alberto (ARG)

Legend:					
(C)	Captain	(GK)	GoalKeeper	FG	Field Goal
X	Starting Player			PC	Penalty Corner



Match Report

Informe del partido / Relatório da partida

Date **FRI 20 JUL 2007** Time **15:00** Pool **MB** Venue **Field Hockey Center** Pitch **1** Match No. **M23**

Result

USA-United States of America

Full Time	1 - 2
Halftime	1 - 1

AHO-Netherlands Antilles

Time on	Shirt No.	Name	▼ Green	■ Yellow	● Red
X	1	GINOLFI Jon			
X	2	HOANG Binh			
X	3	SCHLEDORN Brian			
X	5	HARRIS Pat			
X	6	MARTIN Jarred			
X	8	BHAMBER Rinku			
X	9	SCALLY Ian			
X	10	COTA Pat			
X	12	NAKAMURA Shawn (C)			
X	17	HARRIS Sean			
X	32	WELLINGS Jason (GK)			
14	4	HARNER Mick			
13	7	COOLIDGE Nate			
51	11	COUWENBERGH Remco			
16	13	CUNNINGHAM Remco			
	16	SAEZ Jeb (GK)			
		Coach CONWAY Nick			

Time on	Shirt No.	Name	▼ Green	■ Yellow	● Red
X	1	VISMANS Daan (GK)	28		
X	2	BUREMA Niels			
X	4	van de BRAAK Tjerk			
X	6	VISSCHER Arnout			
X	8	PELS Laurens			
X	10	PLANTENGA Wouter (C)			
X	11	ELSENAAR Ivo			
X	12	MACLENNAN Colin	33		
X	14	HARDEMAN Gijs			
X	15	JOBSIS Alexander			
X	18	BRAAKSMA Janiek			
	3	RIJSEMUS Bert			
10	5	HOP Sjors			
31	7	PEREIRA Raymundo			
18	9	CHRISTIAANS Bart			65
	13	KOLEN Thomas (GK)			
		Coach van der STRUIJK Michael			

Team Manager	Signature
MARUQUIN Ben (USA)	
Umpire	Signature
PEÑA Raul (CUB)	
Judge	Signature
ALEMAN Luis Cesar (ARG)	
Technical Officer	Signature
BURKE Cameron (BAR)	

Team Manager	Signature
DENNERT Janpaul (AHO)	
Umpire	Signature
LOPEZ RAMOS Daniel (URU)	
Judge	Signature
DA SILVA Andre (BRA)	
Reserve Umpire	Signature
MONTES German (ARG)	

Team	Minute	Shirt No.	Action	Score
AHO	3	14	FG	0 - 1
USA	7	1	FG	1 - 1
AHO	64	11	FG	1 - 2

Team	Minute	Shirt No.	Action	Score

Team	Minute	Shirt No.	Action	Score
Golden Goal				

Remarks

Tournament Director - BUDEISKY Alberto (ARG)

Legend:	(C) Captain	(GK) GoalKeeper	FG Field Goal	X Starting Player
----------------	-------------	-----------------	---------------	-------------------



Match Report

Informe del partido / Relatório da partida

Date **FRI 20 JUL 2007** Time **17:00** Pool **MB** Venue **Field Hockey Center** Pitch **1** Match No. **M24**

Result

CAN-Canada

Full Time	2 - 0
Halftime	1 - 0

CHI-Chile

Time on	Shirt No.	Name	▼ Green	■ Yellow	● Red
X	2	MAHOOD Michael (GK)			
X	4	TUPPER Scott		52	
X	6	SCHOLE Marian			
X	9	PEREIRA Ken			
X	10	FERNANDES Wayne			
X	11	SHORT Peter			
X	13	SHORT Robert (C)			
X	16	SANDISON Scott			
X	17	GRIMES Connor			
X	18	WETTLAUFER Paul			
X	20	DEOL Ranjeev			
	1	PECK Matthew (GK)			
10	3	WRIGHT Anthony			
69	12	JAMESON Dave			
13	21	KAHLON Ravi			
11	24	SINGH Sukhwinder			
		Coach MENDONCA Louis			

Time on	Shirt No.	Name	▼ Green	■ Yellow	● Red
X	1	ANWANDTER Mathias (GK)			
X	2	KOPPENBERGER Ian	10		
X	4	THIERMANN Gabriel			
X	7	KRAINZ Esteban			
X	8	RODRIGUEZ Cristobal			
X	10	MONTEGU Felipe (C)			
X	11	AMOROSO Matias			
X	13	STEIN Alan			32
X	14	CASANOVA Felipe	13		
X	15	KANNEGIESSER Thomas			
X	16	SOTOMAYOR Martin			
15	5	THIERMANN Alfredo			
24	6	VOGEL Matias			33
15	9	KUHLENTHAL Pablo			
10	12	KAPSCH Sebastian			
	20	SCAFF Mauro (GK)			
		Coach CASTRO Alfredo			

Team Manager	Signature
DUBE Ajay (CAN)	
Umpire	Signature
GRIME Murray (AUS)	
Judge	Signature
BARRETT Radcliffe (JAM)	
Technical Officer	Signature
VIEGAS Roque (USA)	

Team Manager	Signature
WENZ Sebastian (CHI)	
Umpire	Signature
SINGH Amarjit (MAS)	
Judge	Signature
NORIEGA Daully Balbuena (CUB)	
Reserve Umpire	Signature
MONTES German (ARG)	

Team	Minute	Shirt No.	Action	Score
CAN	19	17	FG	1 - 0
CAN	50	13	PC	2 - 0

Team	Minute	Shirt No.	Action	Score

Team	Minute	Shirt No.	Action	Score
Golden Goal				

Remarks

Tournament Director - BUDEISKY Alberto (ARG)

Legend:					
(C)	Captain	(GK)	GoalKeeper	FG	Field Goal
X	Starting Player			PC	Penalty Corner



Match Report

Informe del partido / Relatório da partida

Date: **SUN 22 JUL 2007** Time: **09:00** Classification: **5 - 8** Venue: **Field Hockey Center** Pitch: **1** Match No.: **M29**

Result

CUB-Cuba

Full Time	4 - 1
Halftime	3 - 0

USA-United States of America

Time on	Shirt No.	Name	Green	Yellow	Red
X	2	CABRERA CASTILLO Jasell (GK)			
X	3	ABREU ABREU Alexander			
X	4	SAYAS GONZALEZ Edelbenys			
X	7	GARCIA HERRERA Lazaro			
X	8	BARDAJI LOPEZ Alain Leonel (C)			
X	9	SARDUY GOMEZ Heriberto			
X	10	LEMUS DOMINGUEZ Roberto			
X	11	BLANCO HERNANDEZ Yoandri			
X	12	ROJAS SOTOLONGO Yankel			
X	13	PEREZ PEREZ Yuri	47		
X	14	VEITIA ALONSO Yoel	59		
	1	GOMEZ AGUILAR Yoel (GK)			
29	5	LARRINAGA PEREZ Rolando			
56	6	PADRON PEREZ Orlando		69	
26	15	IGLESIAS GOMEZ Eddy			
24	16	AGUILERA MOLINA Roger			
		Coach: STAKEMANN Guillermo			

Time on	Shirt No.	Name	Green	Yellow	Red
X	1	GINOLFI Jon			
X	2	HOANG Binh			
X	3	SCHLEDORN Brian			
X	5	HARRIS Pat			
X	6	MARTIN Jarred			
X	8	BHAMBER Rinku			
X	9	SCALLY Ian			
X	10	COTA Pat			
X	12	NAKAMURA Shawn (C)			
X	17	HARRIS Sean			
X	32	WELLINGS Jason (GK)			
10	4	HARNER Mick			
15	7	COOLIDGE Nate	44		
22	11	COUWENBERGH Remco			
10	13	CUNNINGHAM Remco			
13	16	SAEZ Jeb (GK)			
		Coach: CONWAY Nick			

Team Manager	Signature
HERNANDEZ GOMEZ Alex (CUB)	
Umpire	Signature
MARCANO Albert (TRI)	
Judge	Signature
BARRETT Radcliffe (JAM)	
Technical Officer	Signature
SANDISON Derek (CAN)	

Team Manager	Signature
MARUQUIN Ben (USA)	
Umpire	Signature
WENZ Diego (CHI)	
Judge	Signature
DA SILVA Andre (BRA)	
Reserve Umpire	Signature
SINGH Amarjit (MAS)	

Team	Minute	Shirt No.	Action	Score
CUB	4	11	PC	1 - 0
CUB	10	10	FG	2 - 0
CUB	31	16	FG	3 - 0
USA	40	5	FG	3 - 1
CUB	67	9	FG	4 - 1

Team	Minute	Shirt No.	Action	Score

Team	Minute	Shirt No.	Action	Score

Remarks

Tournament Director - BUDEISKY Alberto (ARG)

Legend:					
(C)	Captain	(GK)	GoalKeeper	FG	Field Goal
X	Starting Player			PC	Penalty Corner

Match Report

Informe del partido / Relatório da partida

Date **SUN 22 JUL 2007** Time **11:30** Classification **5 - 8** Venue **Field Hockey Center** Pitch **1** Match No. **M30**

Result

AHO-Netherlands Antilles

Full Time	8 - 0
Halftime	3 - 0

BRA-Brazil

Time on	Shirt No.	Name	▼ Green	■ Yellow	● Red
X	1	VISMANS Daan (GK)			
X	3	RIJSEMUS Bert			
X	4	van de BRAAK Tjerk			
X	6	VISSCHER Arnout			
X	8	PELS Laurens			
X	10	PLANTENGA Wouter (C)			
X	11	ELSENAAR Ivo			
X	12	MACLENNAN Colin			
X	14	HARDEMAN Gijs			
X	15	JOBSIS Alexander	32		
X	18	BRAAKSMA Janiek			
6	2	BUREMA Niels			
10	5	HOP Sjors			
15	7	PEREIRA Raymundo			
14	9	CHRISTIAANS Bart			
13	13	KOLEN Thomas (GK)			
Coach		van der STRUIJK Michael			

Time on	Shirt No.	Name	▼ Green	■ Yellow	● Red
X	3	ZENARI DOS SANTOS Thiago			
X	4	HOCK Oliver (C)			
X	5	MOTTA Afonso Francisco			
X	6	BELLONI Alexandre			
X	7	HOCK Guido	40		
X	10	ALVES Daniel	15		
X	11	KENNETH Hugo			
X	12	ORSO Cassio Eduardo (GK)			
X	14	ALBA Willian			
X	15	DE OLIVEIRA Bruno Jorge			
X	16	DE PAULA FELIPE Augusto			
	1	TATARA Daniel (GK)			
16	2	CALDAS da CUNHA Alexandre			
16	8	RIBEIRO Luiz Henrique			
16	9	CAMINHA JUNIOR Luciano			
53	13	GAMA LIMA Francisco Jose			
Coach		LEMOS Leonardo			

Team Manager	Signature
DENNERT Janpaul (AHO)	
Umpire	Signature
AARON Saleem (USA)	
Judge	Signature
BURKE Cameron (BAR)	
Technical Officer	Signature
VIEGAS Roque (USA)	

Team Manager	Signature
ZAREMBA Raphael (BRA)	
Umpire	Signature
LOPEZ RAMOS Daniel (URU)	
Judge	Signature
NORIEGA Daully Balbuena (CUB)	
Reserve Umpire	Signature
SINGH Amarjit (MAS)	

Team	Minute	Shirt No.	Action	Score
AHO	6	11	FG	1 - 0
AHO	16	5	FG	2 - 0
AHO	31	7	PC	3 - 0
AHO	44	4	FG	4 - 0
AHO	46	9	FG	5 - 0

Team	Minute	Shirt No.	Action	Score
AHO	53	14	FG	6 - 0
AHO	59	18	PC	7 - 0
AHO	66	5	FG	8 - 0

Team	Minute	Shirt No.	Action	Score
Golden Goal				

Remarks

Tournament Director - BUDEISKY Alberto (ARG)

Legend:					
(C)	Captain	(GK)	GoalKeeper	FG	Field Goal
X	Starting Player			PC	Penalty Corner



Field Hockey Center
Centro de Hockey sobre Cesped
Centro de Hoquei sobre Grama

22 JUL 2007
14:30

Field Hockey
Hockey sobre Cesped / Hoquei sobre Grama

Men
Masculino / Masculino

SEMIFINAL - MATCH M31
SEMIFINALES - PARTIDO M31 / SEMIFINAIS - PARTIDA M31

Match Report

Informe del partido / Relatório da partida

Date **SUN 22 JUL 2007** Time **14:30** Classification **1 - 4** Venue **Field Hockey Center** Pitch **1** Match No. **M31**

Result

ARG-Argentina

Full Time	5 - 2
Halftime	2 - 0

CHI-Chile

Time on	Shirt No.	Name	▼ Green	■ Yellow	● Red
X	1	VIVALDI Juan Manuel (GK)			
X	2	GILARDI Juan Ignacio			
X	5	IBARRA Pedro			
X	7	ALMADA Mario Nicolas (C)			
X	8	REY Lucas Martin			
X	9	VILA Rodrigo Nicolas			
X	13	LOMBI Jorge Maximiliano			
X	14	ZILBERBERG Fernando Oscar			
X	17	PAREDES Matias Enrique			
X	22	REY Matias			
X	31	BERGNER Ricardo Oscar			
	6	CHAO Mariano Rodolfo (GK)			
16	12	VILA Lucas			
12	20	ARGENTO Tomas			
16	24	ARGENTO Lucas	22		
17	27	ROSSI Lucas Rafael			
Coach		VIGIL Sergio Roberto			

Time on	Shirt No.	Name	▼ Green	■ Yellow	● Red
X	2	KOPPENBERGER Ian			
X	4	THIERMANN Gabriel	56		
X	6	VOGEL Matias			
X	7	KRAINZ Esteban			
X	8	RODRIGUEZ Cristobal		62	
X	10	MONTEGU Felipe (C)			
X	11	AMOROSO Matias			
X	13	STEIN Alan			
X	14	CASANOVA Felipe			
X	15	KANNEGIESSER Thomas			
X	20	SCAFF Mauro (GK)			
	1	ANWANDTER Mathias (GK)			
11	5	THIERMANN Alfredo			
13	9	KUHLENTHAL Pablo			
12	12	KAPSCH Sebastian			
10	16	SOTOMAYOR Martin			
Coach		CASTRO Alfredo			

Team Manager	Signature
GRONDONA Juan Manuel (ARG)	
Umpire	Signature
PUTRA Sumesh (CAN)	
Judge	Signature
BARRETT Radcliffe (JAM)	
Technical Officer	Signature
HARRIS Willard (TRI)	

Team Manager	Signature
WENZ Sebastian (CHI)	
Umpire	Signature
SOTERIADES Gus (USA)	
Judge	Signature
NORIEGA Dauly Balbuena (CUB)	
Reserve Umpire	Signature
PEÑA Raul (CUB)	

Team	Minute	Shirt No.	Action	Score
ARG	3	13	FG	1 - 0
ARG	29	9	FG	2 - 0
CHI	43	10	PC	2 - 1
ARG	47	13	PC	3 - 1
CHI	52	9	PC	3 - 2

Team	Minute	Shirt No.	Action	Score
ARG	66	8	FG	4 - 2
ARG	68	7	FG	5 - 2

Team	Minute	Shirt No.	Action	Score
Golden Goal				

Remarks

Tournament Director - BUDEISKY Alberto (ARG)

Legend:					
(C)	Captain	(GK)	GoalKeeper	FG	Field Goal
X	Starting Player			PC	Penalty Corner

Match Report

Informe del partido / Relatório da partida

Date **SUN 22 JUL 2007** Time **17:00** Classification **1 - 4** Venue **Field Hockey Center** Pitch **1** Match No. **M32**

Result

CAN-Canada

TRI-Trinidad & Tobago

Full Time	3 - 3
Halftime	1 - 2
Extra Time	4 - 3

Time on	Shirt No.	Name	▼ Green	■ Yellow	● Red
X	2	MAHOOD Michael (GK)			
X	4	TUPPER Scott			
X	6	SCHOLE Marian			
X	9	PEREIRA Ken		24	
X	10	FERNANDES Wayne			
X	11	SHORT Peter			
X	13	SHORT Robert (C)			
X	16	SANDISON Scott			
X	17	GRIMES Connor			
X	18	WETTLAUFER Paul			
X	20	DEOL Ranjeev			
	1	PECK Matthew (GK)			
18	3	WRIGHT Anthony			
	12	JAMESON Dave			
7	21	KAHLON Ravi			
13	24	SINGH Sukhwinder			
Coach		MENDONCA Louis			

Time on	Shirt No.	Name	▼ Green	■ Yellow	● Red
X	2	ROCKE Andrey (GK)			
X	3	TOUSSAINT Akim			
X	4	HENDERSON Alan			
X	5	MURRAY Kiel			
X	6	ECCLES Solomon	21		
X	7	BROWNE Kwanwayne (C)			
X	9	WHITTINGTON Atiba			
X	10	LEGERTON Wayne	13		
X	11	GILKES Dillet			
X	13	QUAN CHAN Dwain		57	
X	14	COWIE Darren			
	1	FRANCIS Glen (GK)			
36	8	PROVIDENCE Nigel			
7	12	WREN Nicholas			
7	15	SCIPIO Christopher			
16	16	TANG NIAN Mathew			
Coach		HAANTJES Rob			

Team Manager	Signature
DUBE Ajay (CAN)	
Umpire	Signature
GRIME Murray (AUS)	
Judge	Signature
ALEMAN Luis Cesar (ARG)	
Technical Officer	Signature
BURKE Cameron (BAR)	

Team Manager	Signature
SCANTERBURY Denise (TRI)	
Umpire	Signature
MONTES German (ARG)	
Judge	Signature
VIEGAS Roque (USA)	
Reserve Umpire	Signature
PEÑA Raul (CUB)	

Team	Minute	Shirt No.	Action	Score
TRI	7	10	FG	0 - 1
TRI	10	10	PC	0 - 2
CAN	19	24	FG	1 - 2
CAN	37	10	PC	2 - 2
CAN	51	20	FG	3 - 2

Team	Minute	Shirt No.	Action	Score
TRI	55	10	FG	3 - 3

Team	Minute	Shirt No.	Action	Score
Golden Goal				
CAN	81	10	PC	4 - 3

Remarks

Tournament Director - BUDEISKY Alberto (ARG)

Legend:					
(C)	Captain	(GK)	GoalKeeper	FG	Field Goal
X	Starting Player			PC	Penalty Corner



Match Report

Informe del partido / Relatório da partida

Date **WED 25 JUL 2007** Time **09:00** Classification **7 - 8** Venue **Field Hockey Center** Pitch **1** Match No. **M37**

Result

USA-United States of America

Full Time	13 - 0
Halftime	9 - 0

BRA-Brazil

Time on	Shirt No.	Name	▼ Green	■ Yellow	● Red
X	1	GINOLFI Jon			
X	2	HOANG Binh			
X	3	SCHLEDORN Brian			
X	5	HARRIS Pat			
X	6	MARTIN Jarred			
X	8	BHAMBER Rinku			
X	9	SCALLY Ian			
X	10	COTA Pat			
X	12	NAKAMURA Shawn (C)			
X	16	SAEZ Jeb (GK)			
X	17	HARRIS Sean			
10	4	HARNER Mick			
9	7	COOLIDGE Nate	46		
12	11	COUWENBERGH Remco	55		
6	13	CUNNINGHAM Remco			
	32	WELLINGS Jason (GK)			
Coach		CONWAY Nick			

Time on	Shirt No.	Name	▼ Green	■ Yellow	● Red
X	2	CALDAS da CUNHA Alexandre			
X	4	HOCK Oliver (C)			
X	5	MOTTA Afonso Francisco			
X	6	BELLONI Alexandre			
X	10	ALVES Daniel	45		
X	11	KENNETH Hugo			
X	12	ORSO Cassio Eduardo (GK)			
X	13	GAMA LIMA Francisco Jose			
X	14	ALBA Willian			
X	15	DE OLIVEIRA Bruno Jorge			
X	16	DE PAULA FELIPE Augusto			
36	1	TATARA Daniel (GK)			
9	3	ZENARI DOS SANTOS Thiago			
5	7	HOCK Guido			
38	8	RIBEIRO Luiz Henrique			
15	9	CAMINHA JUNIOR Luciano			
Coach		LEMOS Leonardo			

Team Manager	Signature
MARUQUIN Ben (USA)	
Umpire	Signature
PEÑA Raul (CUB)	
Judge	Signature
ALEMAN Luis Cesar (ARG)	
Technical Officer	Signature
BURKE Cameron (BAR)	

Team Manager	Signature
ZAREMBA Raphael (BRA)	
Umpire	Signature
MONTES German (ARG)	
Judge	Signature
NORIEGA Dauly Balbuena (CUB)	
Reserve Umpire	Signature
SINGH Amarjit (MAS)	

Team	Minute	Shirt No.	Action	Score
USA	3	10	FG	1 - 0
USA	6	6	FG	2 - 0
USA	7	6	FG	3 - 0
USA	14	11	FG	4 - 0
USA	17	5	PC	5 - 0

Team	Minute	Shirt No.	Action	Score
USA	20	1	PC	6 - 0
USA	30	5	PC	7 - 0
USA	33	5	PC	8 - 0
USA	34	5	FG	9 - 0
USA	52	2	PC	10 - 0

Team	Minute	Shirt No.	Action	Score
USA	53	13	FG	11 - 0
USA	58	5	PC	12 - 0
USA	66	17	PC	13 - 0
Golden Goal				

Remarks

Tournament Director - BUDEISKY Alberto (ARG)

Legend:					
(C)	Captain	(GK)	GoalKeeper	FG	Field Goal
X	Starting Player			PC	Penalty Corner



Field Hockey Center
Centro de Hockey sobre Cesped
Centro de Hoquei sobre Grama

25 JUL 2007
11:30

Field Hockey
Hockey sobre Cesped / Hoquei sobre Grama

Men
Masculino / Masculino

CLASSIFICATION 5TH - 6TH - MATCH M38
CLASIFICATORIA 5TH - 6TH - PARTIDO M38 / CLASSIFICATÓRIA 5TH - 6TH - PARTIDA M38

Match Report

Informe del partido / Relatório da partida

Date **WED 25 JUL 2007** Time **11:30** Classification **5 - 6** Venue **Field Hockey Center** Pitch **1** Match No. **M38**

Result

CUB-Cuba

Full Time	3 - 1
Halftime	0 - 1

AHO-Netherlands Antilles

Time on	Shirt No.	Name	▼ Green	■ Yellow	● Red
X	2	CABRERA CASTILLO Jasell (GK)			
X	3	ABREU ABREU Alexander			
X	4	SAYAS GONZALEZ Edelbenys	37		
X	5	LARRINAGA PEREZ Rolando			
X	7	GARCIA HERRERA Lazaro			
X	8	BARDAJI LOPEZ Alain Leonel (C)			
X	9	SARDUY GOMEZ Heriberto			
X	10	LEMUS DOMINGUEZ Roberto			
X	11	BLANCO HERNANDEZ Yoandri			
X	12	ROJAS SOTOLONGO Yankel			
X	13	PEREZ PEREZ Yuri			
	1	GOMEZ AGUILAR Yoel (GK)			
	6	PADRON PEREZ Orlando			
20	14	VEITIA ALONSO Yoel		68	
41	15	IGLESIAS GOMEZ Eddy			
41	16	AGUILERA MOLINA Roger			
Coach		STAKEMANN Guillermo			

Time on	Shirt No.	Name	▼ Green	■ Yellow	● Red
X	1	VISMANS Daan (GK)			
X	2	BUREMA Niels			
X	4	van de BRAAK Tjerk			
X	5	HOP Sjors			
X	6	VISSCHER Arnout			
X	8	PELS Laurens			
X	10	PLANTENGA Wouter (C)			
X	12	MACLENNAN Colin			
X	14	HARDEMAN Gijs			
X	15	JOBSIS Alexander			
X	18	BRAAKSMA Janiek			
23	3	RIJSEMUS Bert			
30	7	PEREIRA Raymundo			
15	9	CHRISTIAANS Bart			
9	11	ELSENAAR Ivo			
	13	KOLEN Thomas (GK)			
Coach		van der STRUIJK Michael			

Team Manager	Signature
HERNANDEZ GOMEZ Alex (CUB)	
Umpire	Signature
PUTRA Sumesh (CAN)	
Judge	Signature
DA SILVA Andre (BRA)	
Technical Officer	Signature
VIEGAS Roque (USA)	

Team Manager	Signature
DENNERT Janpaul (AHO)	
Umpire	Signature
SINGH Amarjit (MAS)	
Judge	Signature
BARRETT Radcliffe (JAM)	
Reserve Umpire	Signature
WENZ Diego (CHI)	

Team	Minute	Shirt No.	Action	Score
AHO	24	14	FG	0 - 1
CUB	60	11	PC	1 - 1
CUB	64	10	FG	2 - 1
CUB	69	10	FG	3 - 1

Team	Minute	Shirt No.	Action	Score

Team	Minute	Shirt No.	Action	Score
Golden Goal				

Remarks

Tournament Director - BUDEISKY Alberto (ARG)

Legend:	(C) Captain	(GK) GoalKeeper	FG Field Goal	PC Penalty Corner
X	Starting Player			

Match Report

Informe del partido / Relatório da partida

Date **WED 25 JUL 2007** Time **14:30** Classification **3 - 4** Venue **Field Hockey Center** Pitch **1** Match No. **M39**

Result

CHI-Chile

Full Time	5 - 3
Halftime	3 - 1

TRI-Trinidad & Tobago

Time on	Shirt No.	Name	▼ Green	■ Yellow	● Red
X	1	ANWANDTER Mathias (GK)			
X	2	KOPPENBERGER Ian			
X	4	THIERMANN Gabriel			
X	6	VOGEL Matias			
X	7	KRAINZ Esteban			
X	8	RODRIGUEZ Cristobal			
X	10	MONTEGU Felipe (C)			
X	11	AMOROSO Matias			
X	13	STEIN Alan			
X	14	CASANOVA Felipe			
X	15	KANNEGIESSER Thomas			
15	5	THIERMANN Alfredo			
10	9	KUHLENTHAL Pablo			
9	12	KAPSCH Sebastian			
9	16	SOTOMAYOR Martin			
	20	SCAFF Mauro (GK)			
Coach		CASTRO Alfredo			

Time on	Shirt No.	Name	▼ Green	■ Yellow	● Red
X	2	ROCKE Andrey (GK)			
X	4	HENDERSON Alan			
X	6	ECCLES Solomon			
X	7	BROWNE Kwanwayne (C)			
X	9	WHITTINGTON Atiba			
X	10	LEGERTON Wayne			
X	11	GILKES Dillet			
X	12	WREN Nicholas (C)			
X	13	QUAN CHAN Dwain			
X	14	COWIE Darren			
X	16	TANG NIAN Mathew			
	1	FRANCIS Glen (GK)			
10	3	TOUSSAINT Akim			
10	5	MURRAY Kiel			
55	8	PROVIDENCE Nigel			
10	15	SCIPIO Christopher			
Coach		HAANTJES Rob			

Team Manager WENZ Sebastian (CHI)	Signature
Umpire SOTERIADES Gus (USA)	Signature
Judge BURKE Cameron (BAR)	Signature
Technical Officer SANDISON Derek (CAN)	Signature

Team Manager SCANTERBURY Denise (TRI)	Signature
Umpire AARON Saleem (USA)	Signature
Judge ALEMAN Luis Cesar (ARG)	Signature
Reserve Umpire MONTES German (ARG)	Signature

Team	Minute	Shirt No.	Action	Score
CHI	18	12	FG	1 - 0
CHI	27	12	FG	2 - 0
TRI	30	13	PC	2 - 1
CHI	33	10	PC	3 - 1
TRI	36	13	FG	3 - 2

Team	Minute	Shirt No.	Action	Score
TRI	51	3	FG	3 - 3
CHI	55	15	FG	4 - 3
CHI	70	12	FG	5 - 3

Team	Minute	Shirt No.	Action	Score

Golden Goal

Remarks

Tournament Director - BUDEISKY Alberto (ARG)

Legend:					
(C)	Captain	(GK)	GoalKeeper	FG	Field Goal
X	Starting Player			PC	Penalty Corner



Penalty Stroke Competition

Disputa por penalti / Disputa por Pénaltis

Date: **WED 25 JUL 2007** Time: **17:00** Classification: **1 - 2** Venue: **Field Hockey Center** Pitch: **1** Match No.: **M40**

Team ARG-Argentina

	Shirt No.	Result
1	2	X
2	7	O
3	13	X
4	12	X
5	17	X

Team CAN-Canada

	Shirt No.	Result
1	17	X
2	10	X
3	13	X
4	4	O
5	18	X

Sequence of the listed players approved

Team Manager
GRONDONA Juan Manuel (ARG)

Team Manager
DUBE Ajay (CAN)

SUDDEN DEATH

(May exceed 10 strokes)

	Shirt No.	Result
1	13	O
2		
3		
4		
5		

	Shirt No.	Result
1	10	X
2		
3		
4		
5		

	Shirt No.	Result
1		
2		
3		
4		
5		

	Shirt No.	Result
1		
2		
3		
4		
5		

Final Result of Penalty Stroke Competition

4 - 5

Umpire
GRIME Murray (AUS)
Team Manager
GRONDONA Juan Manuel (ARG)

Umpire
LOPEZ RAMOS Daniel (URU)
Team Manager
DUBE Ajay (CAN)

Technical Officer
HARRIS Willard (TRI)

Remarks

Legend:	O Not scored	X Scored
----------------	---------------------	-----------------



Match Highlights

Destaque de los partidos / Destaques da partida

TRI - Trinidad & Tobago		Final score 2-1	CUB - Cuba	
		Weather Conditions	Mostly cloudy, 21C, Humidity 88%	
Umpires	GRIME Murray (AUS)	PUTRA Sumesh (CAN)	Reserve Umpire	AARON Saleem (USA)

Match Statistics

TRI	Goals/Shots				Cards			
	Total	%	FG	PC	PS	G	Y	R
Coach: HAANTJES Rob								
1 FRANCIS Glen (GK)								
2 ROCKE Andrey (GK)								
3 TOUSSAINT Akim	0/1	0	0/1					
4 HENDERSON Alan								
5 MURRAY Kiel								
6 ECCLES Solomon	0/1	0	0/1			1		
7 BROWNE Kwanwayne (C)	1/3	33		1/3				
8 PROVIDENCE Nigel								
9 WHITTINGTON Atiba	1/2	50	1/2					
10 LEGERTON Wayne	0/2	0	0/2					
11 GILKES Dillet								
12 WREN Nicholas	0/2	0	0/1	0/1				
13 QUAN CHAN Dwain								
14 COWIE Darren								
15 SCIPIO Christopher								
16 TANG NIAN Mathew								
Totals	2/11	18	1/7	1/4		1		

CUB	Goals/Shots				Cards			
	Total	%	FG	PC	PS	G	Y	R
Coach: STAKEMANN Guillermo								
1 GOMEZ AGUILAR Yoel (GK)								
2 CABRERA C. J (GK)								
3 ABREU ABREU Alexander								
4 SAYAS GONZALEZ Edelbenys								
5 LARRINAGA PEREZ Rolando								
6 PADRON PEREZ Orlando								
7 GARCIA HERRERA Lazaro								
8 BARDAJI LOPEZ AL (C)	0/1	0	0/1					
9 SARDUY GOMEZ Heriberto								
10 LEMUS DOMINGUEZ Roberto	0/4	0	0/4			1		
11 BLANCO H. Y	1/5	20	1/3	0/2				
12 ROJAS SOTOLONGO Yankel								
13 PEREZ PEREZ Yuri								
14 VEITIA ALONSO Yoel								
15 IGLESIAS GOMEZ Eddy	0/1	0	0/1					
16 AGUILERA MOLINA Roger								
Totals	1/12	8	1/10	0/2		1		

Play by Play

Time	Action	Score	Team	No	Player
First Half					
02:23	Shot save		CUB	10	LEMUS DOMINGUEZ R
07:44	Sub. No. 10 off		TRI	15	SCIPIO Christopher
08:22	PC		CUB		
09:30	Shot miss		TRI	12	WREN Nicholas
11:11	Sub. No. 11 off		TRI	5	MURRAY Kiel
11:22	Shot save		CUB	11	BLANCO H. Y
12:53	Sub. No. 9 off		TRI	10	LEGERTON Wayne
14:17	PC		CUB		
14:57	Shot PC save		CUB	11	BLANCO H. Y
17:34	Sub. No. 3 off		TRI	9	WHITTINGTON Atiba
17:37	Sub. No. 15 off		TRI	16	TANG NIAN Mathew
17:40	Sub. No. 12 off		TRI	11	GILKES Dillet
18:16	Sub. No. 4 off		CUB	15	IGLESIAS GOMEZ Eddy
19:14	Sub. No. 14 off		CUB	16	AGUILERA MOLINA Roger
19:33	Sub. No. 11 off		CUB	6	PADRON PEREZ Orlando
20:46	Shot save GK		TRI	6	ECCLES Solomon
23:46	Shot miss		CUB	15	IGLESIAS GOMEZ Eddy
25:26	Sub. No. 15 off		CUB	4	SAYAS GONZALEZ E
26:15	Sub. No. 16 off		TRI	3	TOUSSAINT Akim
26:15	Sub. No. 9 off		CUB	11	BLANCO H. Y
27:12	Sub. No. 16 off		CUB	14	VEITIA ALONSO Yoel
28:54	Sub. No. 5 off		TRI	12	WREN Nicholas
33:09	Shot miss		CUB	11	BLANCO H. Y
34:01	Shot save GK		CUB	10	LEMUS DOMINGUEZ R
Second Half					
35:00	Sub. No. 15 off		CUB	9	SARDUY GOMEZ Heriberto

Time	Action	Score	Team	No	Player
35:00	Sub. No. 6 off		CUB	12	ROJAS SOTOLONGO Y
35:00	Sub. No. 16 off		CUB	7	GARCIA HERRERA Lazaro
35:00	Sub. No. 5 off		TRI	15	SCIPIO Christopher
35:00	Sub. No. 16 off		TRI	5	MURRAY Kiel
36:56	Shot save GK		TRI	10	LEGERTON Wayne
37:24	Sub. No. 7 off		CUB	4	SAYAS GONZALEZ E
39:10	Green Card		TRI	6	ECCLES Solomon
41:04	Sub. No. 10 off		TRI	16	TANG NIAN Mathew
41:38	Shot save GK		CUB	10	LEMUS DOMINGUEZ R
43:07	Sub. No. 12 off		TRI	10	LEGERTON Wayne
46:25	Shot	0-1	CUB	11	BLANCO H. Y
48:40	Shot miss		CUB	8	BARDAJI LOPEZ AL
49:10	Sub. No. 4 off		CUB	12	ROJAS SOTOLONGO Y
49:15	Green Card		CUB	10	LEMUS DOMINGUEZ R
49:31	Sub. No. 3 off		TRI	12	WREN Nicholas
50:04	Sub. No. 9 off		TRI	9	WHITTINGTON Atiba
50:34	Sub. No. 11 off		TRI	11	GILKES Dillet
53:10	Shot PC	1-1	TRI	7	BROWNE Kwanwayne
53:25	Shot save		TRI	10	LEGERTON Wayne
53:30	PC		TRI		
54:54	Sub. No. 5 off		TRI	8	PROVIDENCE Nigel
54:54	Sub. No. 16 off		TRI	3	TOUSSAINT Akim
55:11	PC		CUB		
55:25	Shot PC save		CUB	11	BLANCO H. Y
56:35	Sub. No. 4 off		TRI	5	MURRAY Kiel
56:54	Shot save		CUB	10	LEMUS DOMINGUEZ R
57:07	Sub. No. 15 off		TRI	4	HENDERSON Alan

Pool MA Standings

Rank	Teams	P	W	D	L	GF	GA	GD	Pts
1	ARG	1	1	0	0	19	0	+19	3
2	TRI	1	1	0	0	2	1	+1	3
3	CUB	1	0	0	1	1	2	-1	0
4	BRA	1	0	0	1	0	19	-19	0

Pool MA Next Round Matches

Teams	Date	Time
ARG vs BRA	16 Jul 2007	11:00
ARG vs CUB	18 Jul 2007	15:00
BRA vs TRI	18 Jul 2007	17:00

Legend:

%	Conversion Percentage	(C)	Captain	(GK)	Goalkeeper	D	Matches Drawn
FG	Field Goal	G	Green Card	GA	Goals Against	GD	Goal Difference
GF	Goals For	L	Matches Lost	P	Matches Played	PC	Penalty Corner
PS	Penalty Stroke	Pts	Points	R	Red Card	W	Matches Won
Y	Yellow Card						

Match Highlights

Destaque de los partidos / Destaques da partida

TRI - Trinidad & Tobago		Final score 2-1		CUB - Cuba	
Weather Conditions				Mostly cloudy, 21C, Humidity 88%	
Umpires	GRIME Murray (AUS)	PUTRA Sumesh (CAN)	Reserve Umpire	AARON Saleem (USA)	

Match Statistics

TRI	Goals/Shots				Cards			
	Total	%	FG	PC	PS	G	Y	R
Coach: HAANTJES Rob								
1 FRANCIS Glen (GK)								
2 ROCKE Andrey (GK)								
3 TOUSSAINT Akim	0/1	0	0/1					
4 HENDERSON Alan								
5 MURRAY Kiel								
6 ECCLES Solomon	0/1	0	0/1			1		
7 BROWNE Kwanwayne (C)	1/3	33		1/3				
8 PROVIDENCE Nigel								
9 WHITTINGTON Atiba	1/2	50	1/2					
10 LEGERTON Wayne	0/2	0	0/2					
11 GILKES Dillet								
12 WREN Nicholas	0/2	0	0/1	0/1				
13 QUAN CHAN Dwain								
14 COWIE Darren								
15 SCIPIO Christopher								
16 TANG NIAN Mathew								
Totals	2/11	18	1/7	1/4		1		

CUB	Goals/Shots				Cards			
	Total	%	FG	PC	PS	G	Y	R
Coach: STAKEMANN Guillermo								
1 GOMEZ AGUILAR Yoel (GK)								
2 CABRERA C. J (GK)								
3 ABREU ABREU Alexander								
4 SAYAS GONZALEZ Edelbenys								
5 LARRINAGA PEREZ Rolando								
6 PADRON PEREZ Orlando								
7 GARCIA HERRERA Lazaro								
8 BARDAJI LOPEZ AL (C)	0/1	0	0/1					
9 SARDUY GOMEZ Heriberto								
10 LEMUS DOMINGUEZ Roberto	0/4	0	0/4			1		
11 BLANCO H. Y	1/5	20	1/3	0/2				
12 ROJAS SOTOLONGO Yankel								
13 PEREZ PEREZ Yuri								
14 VEITIA ALONSO Yoel								
15 IGLESIAS GOMEZ Eddy	0/1	0	0/1					
16 AGUILERA MOLINA Roger								
Totals	1/12	8	1/10	0/2		1		

Play by Play

Time	Action	Score	Team	No	Player
57:35	Sub. No. 12 off		TRI	16	TANG NIAN Mathew
59:02	Shot save GK		CUB		
59:05	PC		CUB		
59:51	Shot PC save		TRI	7	BROWNE Kwanwayne
59:58	PC		TRI		
60:16	PC		TRI		
61:03	Shot PC save GK		TRI	7	BROWNE Kwanwayne

Time	Action	Score	Team	No	Player
62:35	Sub. No. 8 off		TRI	10	LEGERTON Wayne
63:23	Shot no shot		TRI	3	TOUSSAINT Akim
64:26	Sub. No. 10 off		TRI	12	WREN Nicholas
64:59	Shot	2-1	TRI	9	WHITTINGTON Atiba
66:08	Shot no shot		TRI	9	WHITTINGTON Atiba
69:38	PC		TRI		
70:00	Shot PC miss		TRI	12	WREN Nicholas

Pool MA Standings

Rank	Teams	P	W	D	L	GF	GA	GD	Pts
1	ARG	1	1	0	0	19	0	+19	3
2	TRI	1	1	0	0	2	1	+1	3
3	CUB	1	0	0	1	1	2	-1	0
4	BRA	1	0	0	1	0	19	-19	0

Pool MA Next Round Matches

Teams	Date	Time
ARG vs BRA	16 Jul 2007	11:00
ARG vs CUB	18 Jul 2007	15:00
BRA vs TRI	18 Jul 2007	17:00

Legend:

%	Conversion Percentage	(C)	Captain	(GK)	Goalkeeper	D	Matches Drawn
FG	Field Goal	G	Green Card	GA	Goals Against	GD	Goal Difference
GF	Goals For	L	Matches Lost	P	Matches Played	PC	Penalty Corner
PS	Penalty Stroke	Pts	Points	R	Red Card	W	Matches Won
Y	Yellow Card						

Match Highlights

Destacados de los partidos / Destaques da partida

ARG - Argentina		Final score 19-0	BRA - Brazil	
		Weather Conditions	Mostly cloudy, 19C, Humidity 83%	
Umpires	WENZ KUPFER Diego (CHI)	SOTERIADES Gus (USA)	Reserve Umpire	AARON Saleem (USA)

Match Statistics

ARG	Goals/Shots				Cards			
	Total	%	FG	PC	PS	G	Y	R
Coach: VIGIL Sergio Roberto								
1 VIVALDI Juan Manuel (GK)								
2 GILARDI Juan Ignacio	2/4	50	0/1	2/3				
5 IBARRA Pedro	0/2	0		0/2				
6 CHAO Mariano Rodolfo (GK)								
7 ALMADA Mario Nicolas (C)	4/11	36	4/9	0/2				
8 REY Lucas Martin	0/2	0	0/2					
9 VILA Rodrigo Nicolas	1/6	16	1/6					
12 VILA Lucas	2/9	22	1/7	1/2				
13 LOMBI Jorge Maximiliano	4/14	28	0/4	4/10				
14 ZILBERBERG Fernando Oscar	0/1	0	0/1					
17 PAREDES Matias Enrique	1/2	50	1/2					
20 ARGENTO Tomas	2/3	66	2/3					
22 REY Matias	0/1	0	0/1					
24 ARGENTO Lucas	1/2	50	1/1	0/1				
27 ROSSI Lucas Rafael	2/5	40	2/4	0/1				
31 BERGNER Ricardo Oscar								
Totals	19/62	30	12/41	7/21				

BRA	Goals/Shots				Cards			
	Total	%	FG	PC	PS	G	Y	R
Coach: LEMOS Leonardo								
1 TATARA Daniel (GK)								
2 CALDAS da CUNHA Alexandre								
3 ZENARI DOS SANTOS Thiago								
4 HOCK Oliver (C)								
5 MOTTA Afonso Francisco								
6 BELLONI Alexandre								
7 HOCK Guido								
8 RIBEIRO Luiz Henrique								
9 CAMINHA JUNIOR Luciano	0/1	0	0/1					
10 ALVES Daniel								
11 KENNETH Hugo								
12 ORSO Cassio Eduardo (GK)								
13 GAMA LIMA Francisco Jose								
14 ALBA Willian								
15 DE OLIVEIRA Bruno Jorge								
16 DE PAULA FELIPE Augusto								
Totals	0/1	0	0/1					

Play by Play

Time	Action	Score	Team	No	Player
First Half					
02:25	Shot	1-0	ARG	9	VILA Rodrigo Nicolas
03:36	Shot miss		ARG	7	ALMADA Mario Nicolas
03:36	Shot save		ARG	13	LOMBI Jorge Maximiliano
05:24	PC		ARG		
05:24	Shot PC miss		ARG	13	LOMBI Jorge Maximiliano
07:46	Shot miss		ARG	9	VILA Rodrigo Nicolas
10:17	Shot save GK		ARG	13	LOMBI Jorge Maximiliano
10:23	Shot save		ARG	13	LOMBI Jorge Maximiliano
10:34	PC		ARG		
10:39	Shot PC save GK		ARG	27	ROSSI Lucas Rafael
10:56	Shot miss		ARG	7	ALMADA Mario Nicolas
11:34	Shot miss		ARG	14	ZILBERBERG FO
12:17	Sub. No. 9 off		BRA	7	HOCK Guido
12:17	PC		ARG		
12:39	Shot PC save GK		ARG	13	LOMBI Jorge Maximiliano
12:46	Shot miss		ARG	27	ROSSI Lucas Rafael
13:01	PC		ARG		
13:20	Shot PC save GK		ARG	5	IBARRA Pedro
13:29	Shot save GK		ARG	9	VILA Rodrigo Nicolas
13:29	PC		ARG		
13:32	Shot PC save GK		ARG	13	LOMBI Jorge Maximiliano
14:39	Sub. No. 8 off		ARG	12	VILA Lucas
14:47	PC		ARG		
14:57	Sub. No. 27 off		ARG	17	PAREDES Matias Enrique
14:57	PC		ARG		
15:15	Shot PC	2-0	ARG	13	LOMBI Jorge Maximiliano

Time	Action	Score	Team	No	Player
15:26	Sub. No. 14 off		ARG	24	ARGENTO Lucas
15:26	Sub. No. 9 off		ARG	20	ARGENTO Tomas
15:26	Sub. No. 13 off		BRA	15	DE OLIVEIRA Bruno Jorge
16:40	Shot	3-0	ARG	7	ALMADA Mario Nicolas
17:45	Shot save GK		ARG	13	LOMBI Jorge Maximiliano
20:05	PC		ARG		
20:41	Shot PC miss		ARG	12	VILA Lucas
21:19	Shot	4-0	ARG	20	ARGENTO Tomas
21:38	Sub. No. 7 off		ARG	9	VILA Rodrigo Nicolas
21:38	Sub. No. 4 off		BRA	2	CALDAS da CUNHA A
22:46	PC		ARG		
23:39	Shot PC	5-0	ARG	13	LOMBI Jorge Maximiliano
24:19	Sub. No. 5 off		ARG	8	REY Lucas Martin
24:19	Sub. No. 13 off		ARG	14	ZILBERBERG FO
24:23	Shot no shot		ARG	9	VILA Rodrigo Nicolas
24:25	PC		ARG		
25:27	PC		ARG		
27:06	Shot PC miss		ARG	24	ARGENTO Lucas
27:34	Sub. No. 31 off		ARG	27	ROSSI Lucas Rafael
27:58	Shot save GK		ARG	17	PAREDES Matias Enrique
28:02	Shot	6-0	ARG	17	PAREDES Matias Enrique
29:25	Shot miss		ARG	12	VILA Lucas
30:33	Sub. No. 31 off		ARG	27	ROSSI Lucas Rafael
30:33	PC		ARG		
30:40	Shot PC miss		ARG	2	GILARDI Juan Ignacio
32:53	PC		ARG		
32:55	Shot PC	7-0	ARG	12	VILA Lucas

Pool MA Standings

Rank	Teams	P	W	D	L	GF	GA	GD	Pts
1	ARG	1	1	0	0	19	0	+19	3
2	TRI	1	1	0	0	2	1	+1	3
3	CUB	1	0	0	1	1	2	-1	0
4	BRA	1	0	0	1	0	19	-19	0

Pool MA Next Round Matches

Teams	Date	Time
ARG vs CUB	18 Jul 2007	15:00
BRA vs TRI	18 Jul 2007	17:00

Legend:

%	Conversion Percentage	(C)	Captain	(GK)	Goalkeeper	D	Matches Drawn
FG	Field Goal	G	Green Card	GA	Goals Against	GD	Goal Difference
GF	Goals For	L	Matches Lost	P	Matches Played	PC	Penalty Corner
PS	Penalty Stroke	Pts	Points	R	Red Card	W	Matches Won
Y	Yellow Card						



Match Highlights

Destaque de los partidos / Destaques da partida

ARG - Argentina		Final score 19-0	BRA - Brazil		
		Weather Conditions	Mostly cloudy, 19C, Humidity 83%		
Umpires	WENZ KUPFER Diego (CHI)	SOTERIADES Gus (USA)	Reserve Umpire	AARON Saleem (USA)	

Match Statistics

ARG	Goals/Shots				Cards			
	Total	%	FG	PC	PS	G	Y	R
Coach: VIGIL Sergio Roberto								
1 VIVALDI Juan Manuel (GK)								
2 GILARDI Juan Ignacio	2/4	50	0/1	2/3				
5 IBARRA Pedro	0/2	0		0/2				
6 CHAO Mariano Rodolfo (GK)								
7 ALMADA Mario Nicolas (C)	4/11	36	4/9	0/2				
8 REY Lucas Martin	0/2	0	0/2					
9 VILA Rodrigo Nicolas	1/6	16	1/6					
12 VILA Lucas	2/9	22	1/7	1/2				
13 LOMBI Jorge Maximiliano	4/14	28	0/4	4/10				
14 ZILBERBERG Fernando Oscar	0/1	0	0/1					
17 PAREDES Matias Enrique	1/2	50	1/2					
20 ARGENTO Tomas	2/3	66	2/3					
22 REY Matias	0/1	0	0/1					
24 ARGENTO Lucas	1/2	50	1/1	0/1				
27 ROSSI Lucas Rafael	2/5	40	2/4	0/1				
31 BERGNER Ricardo Oscar								
Totals	19/62	30	12/41	7/21				

BRA	Goals/Shots				Cards			
	Total	%	FG	PC	PS	G	Y	R
Coach: LEMOS Leonardo								
1 TATARA Daniel (GK)								
2 CALDAS da CUNHA Alexandre								
3 ZENARI DOS SANTOS Thiago								
4 HOCK Oliver (C)								
5 MOTTA Afonso Francisco								
6 BELLONI Alexandre								
7 HOCK Guido								
8 RIBEIRO Luiz Henrique								
9 CAMINHA JUNIOR Luciano	0/1	0	0/1					
10 ALVES Daniel								
11 KENNETH Hugo								
12 ORSO Cassio Eduardo (GK)								
13 GAMA LIMA Francisco Jose								
14 ALBA Willian								
15 DE OLIVEIRA Bruno Jorge								
16 DE PAULA FELIPE Augusto								
Totals	0/1	0	0/1					

Play by Play

Time	Action	Score	Team	No	Player
34:49	Shot save GK		ARG	2	GILARDI Juan Ignacio
34:49	PC		ARG		
34:49	Shot PC	8-0	ARG	2	GILARDI Juan Ignacio
Second Half					
33:50	Sub. No. 24 off		ARG	6	CHAO Mariano Rodolfo
35:00	Sub. No. 16 off		BRA	4	HOCK Oliver
35:50	Sub. No. 1 off		ARG	31	BERGNER Ricardo Oscar
36:00	Shot	9-0	ARG	7	ALMADA Mario Nicolas
36:36	Sub. No. 20 off		ARG	7	ALMADA Mario Nicolas
36:36	Sub. No. 12 off		ARG	13	LOMBI Jorge Maximiliano
36:36	Sub. No. 17 off		ARG	24	ARGENTO Lucas
39:26	Shot miss		ARG	7	ALMADA Mario Nicolas
39:29	Shot save GK		ARG	7	ALMADA Mario Nicolas
39:35	PC		ARG		
39:38	Shot PC save GK		ARG	13	LOMBI Jorge Maximiliano
39:43	PC		ARG		
39:47	Shot PC save GK		ARG	5	IBARRA Pedro
39:54	PC		ARG		
39:55	PC		ARG		
40:19	Shot PC	10-0	ARG	13	LOMBI Jorge Maximiliano
40:48	PC		ARG		
42:43	Sub. No. 11 off		BRA	9	CAMINHA JUNIOR Luciano
42:43	Sub. No. 15 off		BRA	16	DE PAULA FELIPE Augusto
43:42	Shot miss		BRA	9	CAMINHA JUNIOR Luciano
45:27	Shot miss		ARG	9	VILA Rodrigo Nicolas
46:32	Shot save GK		ARG	8	REY Lucas Martin
46:48	Sub. No. 14 off		BRA	8	RIBEIRO Luiz Henrique

Time	Action	Score	Team	No	Player
46:51	Shot save GK		ARG	9	VILA Rodrigo Nicolas
47:44	PC		ARG		
47:44	Shot PC save GK		ARG	13	LOMBI Jorge Maximiliano
47:49	Sub. No. 8 off		ARG	20	ARGENTO Tomas
48:22	Shot	11-0	ARG	7	ALMADA Mario Nicolas
48:22	PC		ARG		
48:31	Shot PC save GK		ARG	13	LOMBI Jorge Maximiliano
50:11	Sub. No. 27 off		ARG	12	VILA Lucas
50:11	Sub. No. 13 off		ARG	17	PAREDES Matias Enrique
50:11	Sub. No. 9 off		ARG	9	VILA Rodrigo Nicolas
50:20	Shot miss		ARG	20	ARGENTO Tomas
51:44	Sub. No. 10 off		BRA	11	KENNETH Hugo
51:44	PC		ARG		
52:02	Shot PC save GK		ARG	7	ALMADA Mario Nicolas
52:51	Shot save GK		ARG	12	VILA Lucas
54:35	Shot save GK		ARG	12	VILA Lucas
54:48	Shot save GK		ARG	22	REY Matias
55:12	Sub. No. 22 off		ARG	8	REY Lucas Martin
55:46	Shot save GK		ARG	12	VILA Lucas
55:54	Shot	12-0	ARG	20	ARGENTO Tomas
56:12	Shot	13-0	ARG	24	ARGENTO Lucas
56:43	Sub. No. 14 off		ARG	13	LOMBI Jorge Maximiliano
56:43	Sub. No. 7 off		ARG	27	ROSSI Lucas Rafael
56:56	Sub. No. 2 off		BRA	15	DE OLIVEIRA Bruno Jorge
57:27	Sub. No. 17 off		ARG	7	ALMADA Mario Nicolas
57:40	Shot	14-0	ARG	27	ROSSI Lucas Rafael
58:36	Shot save GK		ARG	12	VILA Lucas

Pool MA Standings

Rank	Teams	P	W	D	L	GF	GA	GD	Pts
1	ARG	1	1	0	0	19	0	+19	3
2	TRI	1	1	0	0	2	1	+1	3
3	CUB	1	0	0	1	1	2	-1	0
4	BRA	1	0	0	1	0	19	-19	0

Pool MA Next Round Matches

Teams	Date	Time
ARG vs CUB	18 Jul 2007	15:00
BRA vs TRI	18 Jul 2007	17:00

Legend:

%	Conversion Percentage	(C)	Captain	(GK)	Goalkeeper	D	Matches Drawn
FG	Field Goal	G	Green Card	GA	Goals Against	GD	Goal Difference
GF	Goals For	L	Matches Lost	P	Matches Played	PC	Penalty Corner
PS	Penalty Stroke	Pts	Points	R	Red Card	W	Matches Won
Y	Yellow Card						

Match Highlights

Destaque de los partidos / Destaques da partida

ARG - Argentina		Final score 19-0	BRA - Brazil		
		Weather Conditions	Mostly cloudy, 19C, Humidity 83%		
Umpires	WENZ KUPFER Diego (CHI)	SOTERIADES Gus (USA)	Reserve Umpire	AARON Saleem (USA)	

Match Statistics

ARG	Goals/Shots				Cards			
	Total	%	FG	PC	PS	G	Y	R
Coach: VIGIL Sergio Roberto								
1 VIVALDI Juan Manuel (GK)								
2 GILARDI Juan Ignacio	2/4	50	0/1	2/3				
5 IBARRA Pedro	0/2	0		0/2				
6 CHAO Mariano Rodolfo (GK)								
7 ALMADA Mario Nicolas (C)	4/11	36	4/9	0/2				
8 REY Lucas Martin	0/2	0	0/2					
9 VILA Rodrigo Nicolas	1/6	16	1/6					
12 VILA Lucas	2/9	22	1/7	1/2				
13 LOMBI Jorge Maximiliano	4/14	28	0/4	4/10				
14 ZILBERBERG Fernando Oscar	0/1	0	0/1					
17 PAREDES Matias Enrique	1/2	50	1/2					
20 ARGENTO Tomas	2/3	66	2/3					
22 REY Matias	0/1	0	0/1					
24 ARGENTO Lucas	1/2	50	1/1	0/1				
27 ROSSI Lucas Rafael	2/5	40	2/4	0/1				
31 BERGNER Ricardo Oscar								
Totals	19/62	30	12/41	7/21				

BRA	Goals/Shots				Cards			
	Total	%	FG	PC	PS	G	Y	R
Coach: LEMOS Leonardo								
1 TATARA Daniel (GK)								
2 CALDAS da CUNHA Alexandre								
3 ZENARI DOS SANTOS Thiago								
4 HOCK Oliver (C)								
5 MOTTA Afonso Francisco								
6 BELLONI Alexandre								
7 HOCK Guido								
8 RIBEIRO Luiz Henrique								
9 CAMINHA JUNIOR Luciano	0/1	0	0/1					
10 ALVES Daniel								
11 KENNETH Hugo								
12 ORSO Cassio Eduardo (GK)								
13 GAMA LIMA Francisco Jose								
14 ALBA Willian								
15 DE OLIVEIRA Bruno Jorge								
16 DE PAULA FELIPE Augusto								
Totals	0/1	0	0/1					

Play by Play

Time	Action	Score	Team	No	Player
59:01	Shot PC	15-0	ARG	2	GILARDI Juan Ignacio
59:36	PC		ARG		
60:32	Sub. No. 6 off		BRA	13	GAMA LIMA Francisco Jose
60:32	Sub. No. 11 off		BRA	10	ALVES Daniel
60:48	PC		ARG		
60:51	Shot	16-0	ARG	12	VILA Lucas
61:29	Shot save GK		ARG	12	VILA Lucas
61:35	Shot miss		ARG	27	ROSSI Lucas Rafael
61:43	Sub. No. 20 off		ARG	14	ZILBERBERG FO
63:47	Sub. No. 15 off		BRA	2	CALDAS da CUNHA A
64:04	PC		ARG		
64:33	Shot PC miss		ARG	7	ALMADA Mario Nicolas

Time	Action	Score	Team	No	Player
65:27	Sub. No. 24 off		ARG	22	REY Matias
65:42	Sub. No. 5 off		BRA	14	ALBA Willian
65:54	Sub. No. 5 off		ARG	20	ARGENTO Tomas
65:54	PC		ARG		
65:54	Shot PC	17-0	ARG	13	LOMBI Jorge Maximiliano
66:46	Sub. No. 12 off		ARG	24	ARGENTO Lucas
67:08	Shot	18-0	ARG	27	ROSSI Lucas Rafael
67:42	Sub. No. 9 off		BRA	6	BELLONI Alexandre
68:16	Shot save GK		ARG	7	ALMADA Mario Nicolas
69:07	Sub. No. 2 off		BRA	15	DE OLIVEIRA Bruno Jorge
69:19	Shot	19-0	ARG	7	ALMADA Mario Nicolas
70:00	Shot save GK		ARG	8	REY Lucas Martin

Pool MA Standings

Rank	Teams	P	W	D	L	GF	GA	GD	Pts
1	ARG	1	1	0	0	19	0	+19	3
2	TRI	1	1	0	0	2	1	+1	3
3	CUB	1	0	0	1	1	2	-1	0
4	BRA	1	0	0	1	0	19	-19	0

Pool MA Next Round Matches

Teams	Date	Time
ARG vs CUB	18 Jul 2007	15:00
BRA vs TRI	18 Jul 2007	17:00

Legend:

%	Conversion Percentage	(C)	Captain	(GK)	Goalkeeper	D	Matches Drawn
FG	Field Goal	G	Green Card	GA	Goals Against	GD	Goal Difference
GF	Goals For	L	Matches Lost	P	Matches Played	PC	Penalty Corner
PS	Penalty Stroke	Pts	Points	R	Red Card	W	Matches Won
Y	Yellow Card						



Match Highlights

Destaque de los partidos / Destaques da partida

CHI - Chile		Final score 2-1	USA - United States America	
		Weather Conditions	Mostly cloudy, 22C, Humidity 83%	
Umpires	SINGH Amarjit (MAS)	PEÑA Raul (CUB)	Reserve Umpire	GRIME Murray (AUS)

Match Statistics

CHI	Goals/Shots				Cards			
	Total	%	FG	PC	PS	G	Y	R
Coach: CASTRO Alfredo								
1 ANWANDTER Mathias (GK)								
2 KOPPENBERGER Ian	1/1	100			1/1	1		
4 THIERMANN Gabriel								
5 THIERMANN Alfredo								
6 VOGEL Matias								
7 KRAINZ Esteban	0/3	0	0/3					
8 RODRIGUEZ Cristobal								
9 KUHLENTHAL Pablo	1/1	100	1/1					
10 MONTEGU Felipe (C)								
11 AMOROSO Matias								
12 KAPSCH Sebastian								
13 STEIN Alan	0/1	0	0/1					
14 CASANOVA Felipe								
15 KANNEGIESSER Thomas								
16 SOTOMAYOR Martin								
20 SCAFF Mauro (GK)								
Totals	2/6	33	1/5		1/1	1		

USA	Goals/Shots				Cards			
	Total	%	FG	PC	PS	G	Y	R
Coach: CONWAY Nick								
1 GINOLFI Jon								
2 HOANG Binh								
3 SCHLEDORN Brian								
4 HARNER Mick								
5 HARRIS Pat	1/1	100		1/1				
6 MARTIN Jarred								
7 COOLIDGE Nate								
8 BHAMBER Rinku								
9 SCALLY Ian								
10 COTA Pat								
11 COUWENBERGH Remco								
12 NAKAMURA Shawn (C)								
13 CUNNINGHAM Remco								
16 SAEZ Jeb (GK)								
17 HARRIS Sean								1
32 WELLINGS Jason (GK)								
Totals	1/1	100		1/1				1

Play by Play

Time	Action	Score	Team	No	Player
First Half					
08:01	PC		USA		
08:44	Shot PC	0-1	USA	5	HARRIS Pat
09:03	Sub. No. 2 off		USA	13	CUNNINGHAM Remco
10:32	Sub. No. 15 off		CHI	12	KAPSCH Sebastian
13:27	Shot miss		CHI	7	KRAINZ Esteban
15:07	Sub. No. 8 off		USA	11	COUWENBERGH Remco
15:36	Sub. No. 14 off		CHI	5	THIERMANN Alfredo
15:42	Sub. No. 13 off		CHI	9	KUHLENTHAL Pablo
17:07	Shot	1-1	CHI	9	KUHLENTHAL Pablo
17:13	Sub. No. 11 off		USA	4	HARNER Mick
18:29	Green Card		CHI	2	KOPPENBERGER Ian
18:46	Sub. No. 13 off		USA	7	COOLIDGE Nate
20:46	Sub. No. 10 off		CHI	14	CASANOVA Felipe
21:14	Sub. No. 8 off		CHI	15	KANNEGIESSER Thomas
23:04	Sub. No. 9 off		CHI	13	STEIN Alan
23:10	Green Card		USA	17	HARRIS Sean
26:28	Sub. No. 7 off		CHI	8	RODRIGUEZ Cristobal
26:50	Sub. No. 5 off		CHI	9	KUHLENTHAL Pablo
27:59	Sub. No. 1 off		USA	11	COUWENBERGH Remco
28:14	Sub. No. 4 off		USA	2	HOANG Binh
28:29	Sub. No. 7 off		USA	8	BHAMBER Rinku
28:47	Sub. No. 12 off		CHI	10	MONTEGU Felipe
30:25	Sub. No. 2 off		USA	1	GINOLFI Jon
30:39	Sub. No. 13 off		CHI	12	KAPSCH Sebastian
30:45	Sub. No. 9 off		CHI	7	KRAINZ Esteban
32:57	Shot miss		CHI	7	KRAINZ Esteban

Time	Action	Score	Team	No	Player
33:27	Sub. No. 9 off		USA	4	HARNER Mick
33:59	Sub. No. 6 off		USA	13	CUNNINGHAM Remco
Second Half					
35:00	Sub. No. 12 off		CHI	13	STEIN Alan
35:49	Sub. No. 4 off		USA	6	MARTIN Jarred
35:49	Sub. No. 13 off		USA	2	HOANG Binh
35:49	Sub. No. 11 off		USA	9	SCALLY Ian
36:10	Shot PS	2-1	CHI	2	KOPPENBERGER Ian
36:56	Shot save		CHI	7	KRAINZ Esteban
42:21	Sub. No. 2 off		USA	7	COOLIDGE Nate
43:19	Sub. No. 15 off		CHI	12	KAPSCH Sebastian
45:27	Sub. No. 13 off		CHI	9	KUHLENTHAL Pablo
45:51	Sub. No. 10 off		USA	4	HARNER Mick
47:31	Sub. No. 6 off		USA	13	CUNNINGHAM Remco
48:53	Sub. No. 9 off		CHI	13	STEIN Alan
49:24	Sub. No. 10 off		CHI	15	KANNEGIESSER Thomas
49:56	Sub. No. 7 off		USA	2	HOANG Binh
50:04	Sub. No. 8 off		USA	11	COUWENBERGH Remco
50:52	Sub. No. 14 off		CHI	5	THIERMANN Alfredo
51:04	Sub. No. 13 off		USA	6	MARTIN Jarred
51:57	Shot save		CHI	13	STEIN Alan
52:43	Sub. No. 12 off		CHI	10	MONTEGU Felipe
54:58	Sub. No. 4 off		USA	10	COTA Pat
55:33	Sub. No. 11 off		USA	8	BHAMBER Rinku
56:10	Sub. No. 8 off		CHI	14	CASANOVA Felipe
57:10	Sub. No. 2 off		USA	7	COOLIDGE Nate
58:27	Sub. No. 5 off		CHI	12	KAPSCH Sebastian

Pool MB Standings

Rank	Teams	P	W	D	L	GF	GA	GD	Pts
1	CAN	1	1	0	0	2	0	+2	3
2	CHI	1	1	0	0	2	1	+1	3
3	USA	1	0	0	1	1	2	-1	0
4	AHO	1	0	0	1	0	2	-2	0

Pool MB Next Round Matches

Teams	Date	Time
CAN vs AHO	16 Jul 2007	17:00
CAN vs USA	18 Jul 2007	09:00
AHO vs CHI	18 Jul 2007	11:00

Legend:

%	Conversion Percentage	(C)	Captain	(GK)	Goalkeeper	D	Matches Drawn
FG	Field Goal	G	Green Card	GA	Goals Against	GD	Goal Difference
GF	Goals For	L	Matches Lost	P	Matches Played	PC	Penalty Corner
PS	Penalty Stroke	Pts	Points	R	Red Card	W	Matches Won
Y	Yellow Card						



Match Highlights

Destaque de los partidos / Destaques da partida

CHI - Chile		Final score 2-1	USA - United States America	
		Weather Conditions	Mostly cloudy, 22C, Humidity 83%	
Umpires	SINGH Amarjit (MAS)	PEÑA Raul (CUB)	Reserve Umpire	GRIME Murray (AUS)

Match Statistics

CHI	Goals/Shots				Cards			
	Total	%	FG	PC	PS	G	Y	R
Coach: CASTRO Alfredo								
1 ANWANDTER Mathias (GK)								
2 KOPPENBERGER Ian	1/1	100			1/1	1		
4 THIERMANN Gabriel								
5 THIERMANN Alfredo								
6 VOGEL Matias								
7 KRAINZ Esteban	0/3	0	0/3					
8 RODRIGUEZ Cristobal								
9 KUHLENTAL Pablo	1/1	100	1/1					
10 MONTEGU Felipe (C)								
11 AMOROSO Matias								
12 KAPSCH Sebastian								
13 STEIN Alan	0/1	0	0/1					
14 CASANOVA Felipe								
15 KANNEGIESSER Thomas								
16 SOTOMAYOR Martin								
20 SCAFF Mauro (GK)								
Totals	2/6	33	1/5		1/1	1		

USA	Goals/Shots				Cards			
	Total	%	FG	PC	PS	G	Y	R
Coach: CONWAY Nick								
1 GINOLFI Jon								
2 HOANG Binh								
3 SCHLEDORN Brian								
4 HARNER Mick								
5 HARRIS Pat	1/1	100			1/1			
6 MARTIN Jarred								
7 COOLIDGE Nate								
8 BHAMBER Rinku								
9 SCALLY Ian								
10 COTA Pat								
11 COUWENBERGH Remco								
12 NAKAMURA Shawn (C)								
13 CUNNINGHAM Remco								
16 SAEZ Jeb (GK)								1
17 HARRIS Sean								
32 WELLINGS Jason (GK)								
Totals	1/1	100			1/1			1

Play by Play

Time	Action	Score	Team	No	Player
60:35	Sub. No. 7 off		CHI	8	RODRIGUEZ Cristobal
60:35	Sub. No. 1 off		USA	2	HOANG Binh
61:38	Sub. No. 9 off		USA	4	HARNER Mick
63:16	Sub. No. 8 off		CHI	7	KRAINZ Esteban

Time	Action	Score	Team	No	Player
63:16	Sub. No. 7 off		USA	1	GINOLFI Jon
63:46	Sub. No. 4 off		USA	9	SCALLY Ian
66:22	Sub. No. 2 off		USA	13	CUNNINGHAM Remco
66:28	Sub. No. 13 off		CHI	8	RODRIGUEZ Cristobal
69:42	PC		USA		

Pool MB Standings

Rank	Teams	P	W	D	L	GF	GA	GD	Pts
1	CAN	1	1	0	0	2	0	+2	3
2	CHI	1	1	0	0	2	1	+1	3
3	USA	1	0	0	1	1	2	-1	0
4	AHO	1	0	0	1	0	2	-2	0

Pool MB Next Round Matches

Teams	Date	Time
CAN vs AHO	16 Jul 2007	17:00
CAN vs USA	18 Jul 2007	09:00
AHO vs CHI	18 Jul 2007	11:00

Legend:

%	Conversion Percentage	(C)	Captain	(GK)	Goalkeeper	D	Matches Drawn
FG	Field Goal	G	Green Card	GA	Goals Against	GD	Goal Difference
GF	Goals For	L	Matches Lost	P	Matches Played	PC	Penalty Corner
PS	Penalty Stroke	Pts	Points	R	Red Card	W	Matches Won
Y	Yellow Card						

Match Highlights

Destaque de los partidos / Destaques da partida

CAN - Canada		Final score 2-0	AHO - Netherlands Antilles	
Weather Conditions			Cloudy, 18C, Humidity 86%	
Umpires	MONTES German (ARG)	MARCANO Albert (TRI)	Reserve Umpire	SINGH Amarjit (MAS)

Match Statistics

CAN	Goals/Shots				Cards			
	Total	%	FG	PC	PS	G	Y	R
Coach: MENDONCA Louis								
1 PECK Matthew (GK)								
2 MAHOOD Michael (GK)								
3 WRIGHT Anthony								
4 TUPPER Scott								
6 SCHOLE Marian								
9 PEREIRA Ken								
10 FERNANDES Wayne								
11 SHORT Peter	0/1	0	0/1					
12 JAMESON Dave								
13 SHORT Robert (C)	0/1	0	0/1					
16 SANDISON Scott								
17 GRIMES Connor	2/3	66	2/3					
18 WETTLAUFRER Paul								
20 DEOL Ranjeev	0/1	0	0/1					
21 KAHOLON Ravi	0/2	0	0/2					
24 SINGH Sukhwinder	0/1	0	0/1					
Totals	2/9	22	2/9					

AHO	Goals/Shots				Cards			
	Total	%	FG	PC	PS	G	Y	R
Coach: van der STRUIJK Michael								
1 VISMANS Daan (GK)								
2 BUREMA Niels								1
3 RIJSEMUS Bert								
4 van de BRAAK Tjerk								
5 HOP Sjors								
6 VISSCHER Arnout								1
7 PEREIRA Raymundo								
8 PELS Laurens								
9 CHRISTIAANS Bart	0/1	0	0/1					
10 PLANTENGA Wouter (C)								
11 ELSENAAR Ivo								
12 MACLENNAN Colin								
13 KOLEN Thomas (GK)								
14 HARDEMAN Gijs								
15 JOBSIS Alexander	0/1	0	0/1					
18 BRAAKSMA Janiek								
Totals	0/2	0	0/2					1 1

Play by Play

Time	Action	Score	Team	No	Player
First Half					
04:27	Shot save		CAN	21	KAHLON Ravi
08:08	Sub. No. 7 off		AHO	8	PELS Laurens
08:55	Shot save		CAN	20	DEOL Ranjeev
12:39	Sub. No. 5 off		AHO	11	ELSENAAR Ivo
14:24	Sub. No. 20 off		CAN	24	SINGH Sukhwinder
16:05	Sub. No. 14 off		AHO	5	HOP Sjors
17:10	Shot save GK		CAN	21	KAHLON Ravi
18:01	Sub. No. 6 off		AHO	7	PEREIRA Raymundo
19:41	Sub. No. 21 off		CAN	12	JAMESON Dave
19:45	Sub. No. 11 off		CAN	6	SCHOLE Marian
20:31	Shot miss		AHO	15	JOBSIS Alexander
21:17	Shot	1-0	CAN	17	GRIMES Connor
22:26	Sub. No. 16 off		CAN	4	TUPPER Scott
22:35	Sub. No. 4 off		AHO	6	VISSCHER Arnout
24:41	Sub. No. 17 off		CAN	20	DEOL Ranjeev
26:31	Sub. No. 12 off		CAN	21	KAHLON Ravi
26:37	Sub. No. 11 off		AHO	9	CHRISTIAANS Bart
26:49	Sub. No. 24 off		CAN	17	GRIMES Connor
27:17	Sub. No. 3 off		CAN	16	SANDISON Scott
29:32	Sub. No. 6 off		CAN	11	SHORT Peter
31:26	Sub. No. 6 off		AHO	4	van de BRAAK Tjerk
33:10	Sub. No. 5 off		AHO	14	HARDEMAN Gijs
34:29	Sub. No. 20 off		CAN	24	SINGH Sukhwinder
Second Half					
35:00	Sub. No. 9 off		AHO	6	VISSCHER Arnout
35:00	Sub. No. 4 off		CAN	3	WRIGHT Anthony

Time	Action	Score	Team	No	Player
35:00	Sub. No. 24 off		CAN	20	DEOL Ranjeev
40:16	Sub. No. 7 off		AHO	11	ELSENAAR Ivo
42:12	Shot save GK		CAN	13	SHORT Robert
43:22	Sub. No. 20 off		CAN	24	SINGH Sukhwinder
43:29	Sub. No. 14 off		AHO	5	HOP Sjors
46:16	Sub. No. 21 off		CAN	6	SCHOLE Marian
46:58	Shot save GK		CAN	11	SHORT Peter
47:43	Sub. No. 6 off		CAN	20	DEOL Ranjeev
48:21	Sub. No. 24 off		CAN	21	KAHLON Ravi
50:45	Sub. No. 20 off		CAN	24	SINGH Sukhwinder
50:51	Shot miss		CAN	24	SINGH Sukhwinder
51:08	Sub. No. 21 off		CAN	6	SCHOLE Marian
52:15	Sub. No. 11 off		AHO	14	HARDEMAN Gijs
52:22	Sub. No. 17 off		CAN	21	KAHLON Ravi
52:22	Green Card		AHO	6	VISSCHER Arnout
53:07	Sub. No. 24 off		CAN	20	DEOL Ranjeev
53:31	Sub. No. 8 off		AHO	9	CHRISTIAANS Bart
56:31	Sub. No. 6 off		CAN	17	GRIMES Connor
58:16	Shot save GK		AHO	9	CHRISTIAANS Bart
63:11	Sub. No. 9 off		AHO	8	PELS Laurens
63:55	Shot no shot		CAN	17	GRIMES Connor
65:11	Sub. No. 20 off		CAN	24	SINGH Sukhwinder
67:23	Shot	2-0	CAN	17	GRIMES Connor
67:55	Sub. No. 4 off		AHO	7	PEREIRA Raymundo
68:39	Yellow card		AHO	2	BUREMA Niels
68:40	Sub. No. 9 off		CAN	6	SCHOLE Marian
68:46	Sub. No. 14 off		AHO	11	ELSENAAR Ivo

Pool MB Standings

Rank	Teams	P	W	D	L	GF	GA	GD	Pts
1	CAN	1	1	0	0	2	0	+2	3
2	CHI	1	1	0	0	2	1	+1	3
3	USA	1	0	0	1	1	2	-1	0
4	AHO	1	0	0	1	0	2	-2	0

Pool MB Next Round Matches

Teams	Date	Time
CAN vs USA	18 Jul 2007	09:00
AHO vs CHI	18 Jul 2007	11:00

Legend:

%	Conversion Percentage	(C)	Captain	(GK)	Goalkeeper	D	Matches Drawn
FG	Field Goal	G	Green Card	GA	Goals Against	GD	Goal Difference
GF	Goals For	L	Matches Lost	P	Matches Played	PC	Penalty Corner
PS	Penalty Stroke	Pts	Points	R	Red Card	W	Matches Won
Y	Yellow Card						

Match Highlights

Destaque de los partidos / Destaques da partida

CAN - Canada		Final score 2-2	USA - United States of America	
		Weather Conditions	Mostly cloudy, 19C, Humidity 89%	
Umpires	MONTES German (ARG)	LOPEZ RAMOS Daniel (URU)	Reserve Umpire	PEÑA Raul (CUB)

Match Statistics

CAN	Goals/Shots				Cards			
	Total	%	FG	PC	PS	G	Y	R
Coach: MENDONCA Louis								
1 PECK Matthew (GK)								
2 MAHOOD Michael (GK)								
3 WRIGHT Anthony								
4 TUPPER Scott								
6 SCHOLE Marian								
9 PEREIRA Ken								
10 FERNANDES Wayne	2/3	66			2/3			
11 SHORT Peter	0/1	0	0/1					
12 JAMESON Dave								
13 SHORT Robert (C)	0/1	0	0/1					
16 SANDISON Scott							1	
17 GRIMES Connor	0/1	0	0/1					
18 WETTLAUFRER Paul								
20 DEOL Ranjeev								
21 KAHLON Ravi								
24 SINGH Sukhwinder	0/1	0	0/1					
Totals	2/7	28	0/4	2/3			1	

USA	Goals/Shots				Cards			
	Total	%	FG	PC	PS	G	Y	R
Coach: CONWAY Nick								
1 GINOLFI Jon								1
2 HOANG Binh	0/1	0	0/1					
3 SCHLEDORN Brian								
4 HARNER Mick								
5 HARRIS Pat	1/4	25	1/2	0/2				
6 MARTIN Jarred	1/4	25	0/3	1/1				
7 COOLIDGE Nate								
8 BHAMBER Rinku								
9 SCALLY Ian	0/1	0	0/1					
10 COTA Pat	0/2	0	0/2					
11 COUWENBERGH Remco								
12 NAKAMURA Shawn (C)								
13 CUNNINGHAM Remco	0/1	0	0/1					
16 SAEZ Jeb (GK)								
17 HARRIS Sean	0/1	0		0/1				
32 WELLINGS Jason (GK)								
Totals	2/14	14	1/10	1/4			1	

Play by Play

Time	Action	Score	Team	No	Player
First Half					
03:14	Shot miss		CAN	17	GRIMES Connor
04:57	PC		USA		
05:48	Shot PC save GK		USA	5	HARRIS Pat
08:49	Sub. No. 2 off		USA	13	CUNNINGHAM Remco
09:43	Sub. No. 1 off		USA	7	COOLIDGE Nate
10:55	Shot miss		USA	10	COTA Pat
11:31	Shot save		USA	6	MARTIN Jarred
12:13	Shot save GK		USA	9	SCALLY Ian
12:34	Sub. No. 10 off		USA	4	HARNER Mick
12:41	Sub. No. 16 off		CAN	4	TUPPER Scott
12:41	PC		USA		
14:43	Sub. No. 6 off		USA	1	GINOLFI Jon
14:47	Sub. No. 9 off		USA	10	COTA Pat
15:05	Sub. No. 21 off		CAN	24	SINGH Sukhwinder
16:49	Sub. No. 7 off		USA	2	HOANG Binh
17:24	Sub. No. 3 off		CAN	6	SCHOLE Marian
17:34	Shot miss		CAN	24	SINGH Sukhwinder
18:47	Sub. No. 20 off		CAN	12	JAMESON Dave
19:13	Sub. No. 4 off		USA	9	SCALLY Ian
19:18	Sub. No. 13 off		USA	6	MARTIN Jarred
19:44	Sub. No. 17 off		CAN	21	KAHLON Ravi
20:05	PC		CAN		
20:07	Shot PC	1-0	CAN	10	FERNANDES Wayne
24:50	Sub. No. 4 off		CAN	16	SANDISON Scott
27:24	Sub. No. 10 off		USA	4	HARNER Mick
29:08	Sub. No. 1 off		USA	7	COOLIDGE Nate

Time	Action	Score	Team	No	Player
29:12	Sub. No. 2 off		USA	13	CUNNINGHAM Remco
30:43	Sub. No. 24 off		CAN	20	DEOL Ranjeev
30:51	Sub. No. 12 off		CAN	17	GRIMES Connor
31:28	PC		USA		
32:13	Shot PC save GK		USA	5	HARRIS Pat
32:29	Shot PC	1-1	USA	6	MARTIN Jarred
32:36	Sub. No. 7 off		USA	1	GINOLFI Jon
33:46	Sub. No. 4 off		USA	10	COTA Pat
34:54	Green Card		CAN	16	SANDISON Scott
35:00	Shot save GK		USA	10	COTA Pat
Second Half					
35:00	Sub. No. 6 off		CAN	3	WRIGHT Anthony
35:00	Sub. No. 16 off		CAN	4	TUPPER Scott
35:00	Sub. No. 20 off		CAN	24	SINGH Sukhwinder
35:00	Sub. No. 13 off		USA	2	HOANG Binh
36:35	Shot save GK		CAN	11	SHORT Peter
37:25	PC		CAN		
40:46	Sub. No. 3 off		CAN	16	SANDISON Scott
41:50	Minor injury		CAN	18	WETTLAUFRER Paul
41:50	Sub. No. 2 off		USA	13	CUNNINGHAM Remco
42:08	Sub. No. 18 off		CAN	3	WRIGHT Anthony
43:18	Shot miss		USA	6	MARTIN Jarred
43:25	Shot save GK		USA	5	HARRIS Pat
43:31	Shot save GK		USA	13	CUNNINGHAM Remco
45:25	Sub. No. 10 off		USA	4	HARNER Mick
45:35	Sub. No. 1 off		USA	7	COOLIDGE Nate
45:51	Sub. No. 13 off		USA	2	HOANG Binh

Pool MB Standings

Rank	Teams	P	W	D	L	GF	GA	GD	Pts
1	CAN	2	1	1	0	4	2	+2	4
2	CHI	1	1	0	0	2	1	+1	3
3	USA	2	0	1	1	3	4	-1	1
4	AHO	1	0	0	1	0	2	-2	0

Pool MB Next Round Matches

Teams	Date	Time
AHO vs CHI	18 Jul 2007	11:00
USA vs AHO	20 Jul 2007	15:00
CAN vs CHI	20 Jul 2007	17:00

Legend:

%	Conversion Percentage	(C)	Captain	(GK)	Goalkeeper	D	Matches Drawn
FG	Field Goal	G	Green Card	GA	Goals Against	GD	Goal Difference
GF	Goals For	L	Matches Lost	P	Matches Played	PC	Penalty Corner
PS	Penalty Stroke	Pts	Points	R	Red Card	W	Matches Won
Y	Yellow Card						

Match Highlights

Destaque de los partidos / Destaques da partida

CAN - Canada		Final score 2-2	USA - United States of America	
		Weather Conditions	Mostly cloudy, 19C, Humidity 89%	
Umpires	MONTES German (ARG)	LOPEZ RAMOS Daniel (URU)	Reserve Umpire	PEÑA Raul (CUB)

Match Statistics

CAN	Goals/Shots				Cards			
	Total	%	FG	PC	PS	G	Y	R
Coach: MENDONCA Louis								
1 PECK Matthew (GK)								
2 MAHOOD Michael (GK)								
3 WRIGHT Anthony								
4 TUPPER Scott								
6 SCHOLE Marian								
9 PEREIRA Ken								
10 FERNANDES Wayne	2/3	66		2/3				
11 SHORT Peter	0/1	0	0/1					
12 JAMESON Dave								
13 SHORT Robert (C)	0/1	0	0/1					
16 SANDISON Scott						1		
17 GRIMES Connor	0/1	0	0/1					
18 WETTLAUFER Paul								
20 DEOL Ranjeev								
21 KAHLON Ravi								
24 SINGH Sukhwinder	0/1	0	0/1					
Totals	2/7	28	0/4	2/3		1		

USA	Goals/Shots				Cards			
	Total	%	FG	PC	PS	G	Y	R
Coach: CONWAY Nick								
1 GINOLFI Jon							1	
2 HOANG Binh	0/1	0	0/1					
3 SCHLEDORN Brian								
4 HARNER Mick								
5 HARRIS Pat	1/4	25	1/2	0/2				
6 MARTIN Jarred	1/4	25	0/3	1/1				
7 COOLIDGE Nate								
8 BHAMBER Rinku								
9 SCALLY Ian	0/1	0	0/1					
10 COTA Pat	0/2	0	0/2					
11 COUWENBERGH Remco								
12 NAKAMURA Shawn (C)								
13 CUNNINGHAM Remco	0/1	0	0/1					
16 SAEZ Jeb (GK)								
17 HARRIS Sean	0/1	0		0/1				
32 WELLINGS Jason (GK)								
Totals	2/14	14	1/10	1/4			1	

Play by Play

Time	Action	Score	Team	No	Player
46:11	Sub. No. 24 off		CAN	20	DEOL Ranjeev
47:25	Sub. No. 21 off		CAN	6	SCHOLE Marian
48:14	Sub. No. 2 off		USA	13	CUNNINGHAM Remco
48:37	Sub. No. 6 off		USA	1	GINOLFI Jon
48:37	Sub. No. 13 off		USA	6	MARTIN Jarred
52:33	PC		CAN		
52:33	Shot PC	2-1	CAN	10	FERNANDES Wayne
53:07	Sub. No. 7 off		USA	2	HOANG Binh
53:15	Sub. No. 4 off		USA	10	COTA Pat
54:05	Shot save GK		USA	2	HOANG Binh
56:09	Sub. No. 2 off		USA	13	CUNNINGHAM Remco
57:54	Sub. No. 9 off		USA	4	HARNER Mick
58:07	Sub. No. 1 off		USA	7	COOLIDGE Nate

Time	Action	Score	Team	No	Player
58:50	Shot	2-2	USA	5	HARRIS Pat
59:45	PC		CAN		
60:47	Shot PC save GK		CAN	10	FERNANDES Wayne
61:04	Sub. No. 13 off		USA	1	GINOLFI Jon
61:27	Sub. No. 6 off		CAN	24	SINGH Sukhwinder
61:39	Sub. No. 4 off		USA	9	SCALLY Ian
61:45	Sub. No. 3 off		CAN	18	WETTLAUFER Paul
62:30	Sub. No. 7 off		USA	2	HOANG Binh
64:07	Shot miss		CAN	13	SHORT Robert
65:41	PC		USA		
65:41	Shot PC save		USA	17	HARRIS Sean
66:21	Sub. No. 20 off		CAN	21	KAHLON Ravi
69:48	Yellow card		USA	1	GINOLFI Jon
69:48	Shot save GK		USA	6	MARTIN Jarred

Pool MB Standings

Rank	Teams	P	W	D	L	GF	GA	GD	Pts
1	CAN	2	1	1	0	4	2	+2	4
2	CHI	1	1	0	0	2	1	+1	3
3	USA	2	0	1	1	3	4	-1	1
4	AHO	1	0	0	1	0	2	-2	0

Pool MB Next Round Matches

Teams	Date	Time
AHO vs CHI	18 Jul 2007	11:00
USA vs AHO	20 Jul 2007	15:00
CAN vs CHI	20 Jul 2007	17:00

Legend:

%	Conversion Percentage	(C)	Captain	(GK)	Goalkeeper	D	Matches Drawn
FG	Field Goal	G	Green Card	GA	Goals Against	GD	Goal Difference
GF	Goals For	L	Matches Lost	P	Matches Played	PC	Penalty Corner
PS	Penalty Stroke	Pts	Points	R	Red Card	W	Matches Won
Y	Yellow Card						

Match Highlights

Destacques de los partidos / Destaques da partida

AHO - Netherlands Antilles		Final score 1-2		CHI - Chile	
Weather Conditions				Mostly cloudy, 19C, Humidity 89%	
Umpires	MARCANO Albert (TRI)	GRIME Murray (AUS)	Reserve Umpire	PEÑA Raul (CUB)	

Match Statistics

AHO	Goals/Shots				Cards			
	Total	%	FG	PC	PS	G	Y	R
Coach: van der STRUIJK Michael								
1 VISMANS Daan (GK)								
2 BUREMA Niels								
3 RIJSEMUS Bert								
4 van de BRAAK Tjerk	0/1	0	0/1			1		
5 HOP Sjors	1/3	33	1/3					
6 VISSCHER Arnout								
7 PEREIRA Raymundo								
8 PELS Laurens								
9 CHRISTIAANS Bart								
10 PLANTENGA Wouter (C)								
11 ELSENAAR Ivo						1		
12 MACLENNAN Colin							1	
13 KOLEN Thomas (GK)								
14 HARDEMAN Gijs	0/1	0	0/1					
15 JOBSIS Alexander								
18 BRAAKSMA Janiek								1
Totals	1/5	20	1/5			2	2	

CHI	Goals/Shots				Cards			
	Total	%	FG	PC	PS	G	Y	R
Coach: CASTRO Alfredo								
1 ANWANDTER Mathias (GK)								
2 KOPPENBERGER Ian								
4 THIERMANN Gabriel								
5 THIERMANN Alfredo								
6 VOGEL Matias								
7 KRAINZ Esteban	0/1	0	0/1					
8 RODRIGUEZ Cristobal	1/1	100	1/1					
9 KUHLENTAL Pablo	0/1	0	0/1					
10 MONTEGU Felipe (C)	1/3	33	1/3					
11 AMOROSO Matias								1
12 KAPSCH Sebastian	0/1	0	0/1					
13 STEIN Alan	0/3	0	0/3					
14 CASANOVA Felipe	0/1	0	0/1					
15 KANNEGIESSER Thomas	0/1	0	0/1					
16 SOTOMAYOR Martin	0/1	0	0/1					
20 SCAFF Mauro (GK)								
Totals	2/13	15	2/13					1

Play by Play

Time	Action	Score	Team	No	Player
First Half					
01:24	Shot miss		CHI	13	STEIN Alan
03:53	Shot save GK		CHI	7	KRAINZ Esteban
03:58	Shot	0-1	CHI	10	MONTEGU Felipe
08:32	Sub. No. 14 off		AHO	11	ELSENAAR Ivo
08:56	PC		CHI		
10:34	Sub. No. 15 off		CHI	12	KAPSCH Sebastian
10:53	Sub. No. 5 off		AHO	8	PELS Laurens
15:26	Sub. No. 13 off		CHI	9	KUHLENTAL Pablo
15:58	Sub. No. 7 off		AHO	5	HOP Sjors
16:38	Sub. No. 14 off		CHI	5	THIERMANN Alfredo
16:51	Shot save GK		CHI	12	KAPSCH Sebastian
18:23	Shot miss		CHI	9	KUHLENTAL Pablo
18:49	Sub. No. 4 off		AHO	14	HARDEMAN Gijs
19:53	Sub. No. 10 off		CHI	15	KANNEGIESSER Thomas
20:42	Sub. No. 8 off		CHI	14	CASANOVA Felipe
22:35	Sub. No. 11 off		AHO	9	CHRISTIAANS Bart
23:42	Sub. No. 9 off		CHI	13	STEIN Alan
24:15	Sub. No. 10 off		CHI	5	THIERMANN Alfredo
24:15	Shot save GK		CHI	13	STEIN Alan
26:02	Sub. No. 7 off		CHI	8	RODRIGUEZ Cristobal
26:19	Shot save		AHO	5	HOP Sjors
26:35	Sub. No. 2 off		AHO	3	RIJSEMUS Bert
27:23	Sub. No. 5 off		AHO	4	van de BRAAK Tjerk
29:01	Green Card		AHO	4	van de BRAAK Tjerk
29:08	Sub. No. 12 off		CHI	7	KRAINZ Esteban
30:57	Sub. No. 5 off		AHO	9	CHRISTIAANS Bart

Time	Action	Score	Team	No	Player
31:12	Sub. No. 11 off		CHI	6	VOGEL Matias
31:42	Sub. No. 6 off		AHO	7	PEREIRA Raymundo
32:19	Sub. No. 15 off		CHI	12	KAPSCH Sebastian
33:35	Shot miss		CHI	10	MONTEGU Felipe
Second Half					
35:00	Sub. No. 9 off		AHO	6	VISSCHER Arnout
35:00	Sub. No. 8 off		AHO	5	HOP Sjors
35:00	Sub. No. 3 off		AHO	2	BUREMA Niels
35:00	Sub. No. 6 off		CHI	11	AMOROSO Matias
35:00	Sub. No. 5 off		CHI	15	KANNEGIESSER Thomas
35:00	Sub. No. 12 off		CHI	10	MONTEGU Felipe
40:16	Shot no shot		CHI	14	CASANOVA Felipe
41:59	Shot miss		AHO	14	HARDEMAN Gijs
41:59	Sub. No. 6 off		AHO	8	PELS Laurens
45:02	Sub. No. 5 off		AHO	9	CHRISTIAANS Bart
45:21	Shot save GK		CHI	15	KANNEGIESSER Thomas
45:21	Sub. No. 7 off		AHO	6	VISSCHER Arnout
45:53	Sub. No. 15 off		CHI	12	KAPSCH Sebastian
45:53	Sub. No. 13 off		CHI	6	VOGEL Matias
45:53	Minor injury		AHO	14	HARDEMAN Gijs
45:53	Yellow card		CHI	11	AMOROSO Matias
46:54	Sub. No. 15 off		AHO	11	ELSENAAR Ivo
48:24	Shot miss		CHI	10	MONTEGU Felipe
50:04	Sub. No. 10 off		CHI	15	KANNEGIESSER Thomas
50:13	Sub. No. 12 off		CHI	13	STEIN Alan
50:53	Suspension ends		CHI	11	AMOROSO Matias
51:50	Sub. No. 12 off		AHO	5	HOP Sjors

Pool MB Standings

Rank	Teams	P	W	D	L	GF	GA	GD	Pts
1	CHI	2	2	0	0	4	2	+2	6
2	CAN	2	1	1	0	4	2	+2	4
3	USA	2	0	1	1	3	4	-1	1
4	AHO	2	0	0	2	1	4	-3	0

Pool MB Next Round Matches

Teams	Date	Time
USA vs AHO	20 Jul 2007	15:00
CAN vs CHI	20 Jul 2007	17:00

Legend:

%	Conversion Percentage	(C)	Captain	(GK)	Goalkeeper	D	Matches Drawn
FG	Field Goal	G	Green Card	GA	Goals Against	GD	Goal Difference
GF	Goals For	L	Matches Lost	P	Matches Played	PC	Penalty Corner
PS	Penalty Stroke	Pts	Points	R	Red Card	W	Matches Won
Y	Yellow Card						



Match Highlights

Destacques de los partidos / Destaques da partida

AHO - Netherlands Antilles		Final score 1-2		CHI - Chile	
		Weather Conditions		Mostly cloudy, 19C, Humidity 89%	
Umpires	MARCANO Albert (TRI)	GRIME Murray (AUS)	Reserve Umpire	PEÑA Raul (CUB)	

Match Statistics

AHO	Goals/Shots				Cards			
	Total	%	FG	PC	PS	G	Y	R
Coach: van der STRUIJK Michael								
1 VISMANS Daan (GK)								
2 BUREMA Niels								
3 RIJSEMUS Bert								
4 van de BRAAK Tjerk	0/1	0	0/1			1		
5 HOP Sjors	1/3	33	1/3					
6 VISSCHER Arnout								
7 PEREIRA Raymundo								
8 PELS Laurens								
9 CHRISTIAANS Bart						1		
10 PLANTENGA Wouter (C)								
11 ELSENAAR Ivo								1
12 MACLENNAN Colin								
13 KOLEN Thomas (GK)								
14 HARDEMAN Gijs	0/1	0	0/1					
15 JOBSIS Alexander								
18 BRAAKSMA Janiek								1
Totals	1/5	20	1/5			2	2	

CHI	Goals/Shots				Cards			
	Total	%	FG	PC	PS	G	Y	R
Coach: CASTRO Alfredo								
1 ANWANDTER Mathias (GK)								
2 KOPPENBERGER Ian								
4 THIERMANN Gabriel								
5 THIERMANN Alfredo								
6 VOGEL Matias								
7 KRAINZ Esteban	0/1	0	0/1					
8 RODRIGUEZ Cristobal	1/1	100	1/1					
9 KUHLENTAL Pablo	0/1	0	0/1					
10 MONTEGU Felipe (C)	1/3	33	1/3					
11 AMOROSO Matias								1
12 KAPSCH Sebastian	0/1	0	0/1					
13 STEIN Alan	0/3	0	0/3					
14 CASANOVA Felipe	0/1	0	0/1					
15 KANNEGIESSER Thomas	0/1	0	0/1					
16 SOTOMAYOR Martin	0/1	0	0/1					
20 SCAFF Mauro (GK)								
Totals	2/13	15	2/13					1

Play by Play

Time	Action	Score	Team	No	Player
53:53	Sub. No. 14 off		CHI	10	MONTEGU Felipe
55:24	Sub. No. 15 off		CHI	12	KAPSCH Sebastian
55:25	Shot save GK		AHO	4	van de BRAAK Tjerk
55:38	Green Card		AHO	11	ELSENAAR Ivo
56:29	Shot save GK		AHO	5	HOP Sjors
56:39	Shot	1-1	AHO	5	HOP Sjors
56:46	Sub. No. 11 off		AHO	12	MACLENNAN Colin
57:44	Sub. No. 4 off		AHO	11	ELSENAAR Ivo
57:50	Sub. No. 6 off		CHI	5	THIERMANN Alfredo
58:34	Sub. No. 8 off		CHI	14	CASANOVA Felipe
59:55	Sub. No. 7 off		CHI	8	RODRIGUEZ Cristobal
62:23	Shot save GK		CHI	13	STEIN Alan
62:46	Shot save GK		CHI	16	SOTOMAYOR Martin

Time	Action	Score	Team	No	Player
62:58	Sub. No. 4 off		AHO	9	CHRISTIAANS Bart
63:25	Shot	1-2	CHI	8	RODRIGUEZ Cristobal
63:25	Yellow card		AHO	12	MACLENNAN Colin
63:25	Sub. No. 5 off		CHI	15	KANNEGIESSER Thomas
65:00	Sub. No. 12 off		CHI	7	KRAINZ Esteban
67:01	Sub. No. 10 off		CHI	12	KAPSCH Sebastian
67:10	Sub. No. 13 off		CHI	10	MONTEGU Felipe
67:10	Yellow card		AHO	18	BRAAKSMA Janiek
67:10	Sub. No. 5 off		AHO	15	JOBSIS Alexander
67:32	Sub. No. 11 off		CHI	6	VOGEL Matias
67:38	Sub. No. 6 off		AHO	7	PEREIRA Raymundo
67:38	Sub. No. 15 off		CHI	13	STEIN Alan
68:38	Suspension ends		AHO	12	MACLENNAN Colin

Pool MB Standings

Rank	Teams	P	W	D	L	GF	GA	GD	Pts
1	CHI	2	2	0	0	4	2	+2	6
2	CAN	2	1	1	0	4	2	+2	4
3	USA	2	0	1	1	3	4	-1	1
4	AHO	2	0	0	2	1	4	-3	0

Pool MB Next Round Matches

Teams	Date	Time
USA vs AHO	20 Jul 2007	15:00
CAN vs CHI	20 Jul 2007	17:00

Legend:

%	Conversion Percentage	(C)	Captain	(GK)	Goalkeeper	D	Matches Drawn
FG	Field Goal	G	Green Card	GA	Goals Against	GD	Goal Difference
GF	Goals For	L	Matches Lost	P	Matches Played	PC	Penalty Corner
PS	Penalty Stroke	Pts	Points	R	Red Card	W	Matches Won
Y	Yellow Card						

Match Highlights

Destaque de los partidos / Destaques da partida

ARG - Argentina		Final score 4-0		CUB - Cuba	
Weather Conditions				Cloudy, 17C, Humidity 80%	
Umpires	SOTERIADES Gus (USA)	PUTRA Sumesh (CAN)	Reserve Umpire	WENZ Diego (CHI)	

Match Statistics

ARG	Goals/Shots				Cards			
	Total	%	FG	PC	PS	G	Y	R
Coach: VIGIL Sergio Roberto								
1 VIVALDI Juan Manuel (GK)								
2 GILARDI Juan Ignacio	0/1	0		0/1				
5 IBARRA Pedro	2/3	66	1/1	1/2				
6 CHAO Mariano Rodolfo (GK)								
7 ALMADA Mario Nicolas (C)	0/2	0	0/2					
8 REY Lucas Martin	1/1	100	1/1					
9 VILA Rodrigo Nicolas	1/1	100	1/1					
12 VILA Lucas	0/4	0	0/3	0/1				
13 LOMBI Jorge Maximiliano	0/6	0	0/2	0/4				
14 ZILBERBERG Fernando Oscar								
17 PAREDES Matias Enrique								
20 ARGENTO Tomas								
22 REY Matias								
24 ARGENTO Lucas								
27 ROSSI Lucas Rafael	0/2	0	0/2					
31 BERGNER Ricardo Oscar								
Totals	4/20	20	3/12	1/8				

CUB	Goals/Shots				Cards			
	Total	%	FG	PC	PS	G	Y	R
Coach: STAKEMANN Guillermo								
1 GOMEZ AGUILAR Yoel (GK)								
2 CABRERA C. J (GK)								
3 ABREU ABREU Alexander								
4 SAYAS GONZALEZ Edelbenys								1
5 LARRINAGA PEREZ Rolando								
6 PADRON PEREZ Orlando								
7 GARCIA HERRERA Lazaro	0/1	0	0/1					
8 BARDAJI LOPEZ AL (C)								
9 SARDUY GOMEZ Heriberto	0/3	0	0/3					
10 LEMUS DOMINGUEZ Roberto								
11 BLANCO H. Y	0/2	0	0/1	0/1				
12 ROJAS SOTOLONGO Yankel	0/1	0		0/1				
13 PEREZ PEREZ Yuri	0/1	0	0/1					1
14 VEITIA ALONSO Yoel	0/1	0	0/1					
15 IGLESIAS GOMEZ Eddy								
16 AGUILERA MOLINA Roger								
Totals	0/9	0	0/7	0/2				2

Play by Play

Time	Action	Score	Team	No	Player
First Half					
01:23	Shot save		CUB	9	SARDUY GOMEZ Heriberto
01:28	PC		CUB		
02:17	Shot PC miss		CUB	11	BLANCO H. Y
09:54	Sub. No. 27 off		ARG	17	PAREDES Matias Enrique
10:23	Shot	1-0	ARG	9	VILA Rodrigo Nicolas
12:12	Sub. No. 9 off		ARG	20	ARGENTO Tomas
12:22	Sub. No. 13 off		ARG	12	VILA Lucas
13:28	Sub. No. 8 off		ARG	24	ARGENTO Lucas
14:03	PC		ARG		
14:50	Shot PC miss		ARG	2	GILARDI Juan Ignacio
14:54	PC		ARG		
16:59	Sub. No. 7 off		ARG	27	ROSSI Lucas Rafael
17:35	Sub. No. 10 off		CUB	4	SAYAS GONZALEZ E
19:10	Sub. No. 14 off		ARG	8	REY Lucas Martin
19:35	Sub. No. 11 off		CUB	15	IGLESIAS GOMEZ Eddy
19:55	Sub. No. 13 off		CUB	10	LEMUS DOMINGUEZ R
20:24	Sub. No. 9 off		CUB	16	AGUILERA MOLINA Roger
20:44	Green Card		CUB	4	SAYAS GONZALEZ E
21:28	Shot save		ARG	12	VILA Lucas
21:58	PC		ARG		
22:30	PC no shot		ARG	5	IBARRA Pedro
22:58	PC		ARG		
23:15	Shot PC save		ARG	12	VILA Lucas
23:42	Shot miss		ARG	27	ROSSI Lucas Rafael
24:02	Sub. No. 16 off		CUB	9	SARDUY GOMEZ Heriberto
24:59	Sub. No. 14 off		CUB	11	BLANCO H. Y

Time	Action	Score	Team	No	Player
25:43	Sub. No. 20 off		ARG	13	LOMBI Jorge Maximiliano
25:43	Sub. No. 12 off		ARG	9	VILA Rodrigo Nicolas
26:24	Sub. No. 5 off		ARG	14	ZILBERBERG FO
26:32	Sub. No. 17 off		ARG	7	ALMADA Mario Nicolas
28:20	Sub. No. 4 off		CUB	13	PEREZ PEREZ Yuri
28:51	Shot save		CUB	11	BLANCO H. Y
28:59	Sub. No. 15 off		CUB	14	VEITIA ALONSO Yoel
30:51	Shot save		CUB	13	PEREZ PEREZ Yuri
31:42	Shot save		CUB	9	SARDUY GOMEZ Heriberto
32:15	Sub. No. 24 off		ARG	17	PAREDES Matias Enrique
34:54	Shot miss		CUB	7	GARCIA HERRERA Lazaro
Second Half					
35:00	Sub. No. 14 off		ARG	5	IBARRA Pedro
35:00	Sub. No. 13 off		ARG	12	VILA Lucas
35:00	Sub. No. 7 off		ARG	20	ARGENTO Tomas
35:00	Sub. No. 9 off		ARG	24	ARGENTO Lucas
40:07	PC		CUB		
41:27	PC		CUB		
41:58	Shot PC save		CUB	12	ROJAS SOTOLONGO Y
42:05	Green Card		CUB	13	PEREZ PEREZ Yuri
44:06	Shot save		CUB	9	SARDUY GOMEZ Heriberto
45:16	Sub. No. 12 off		ARG	13	LOMBI Jorge Maximiliano
45:30	Sub. No. 24 off		ARG	14	ZILBERBERG FO
46:12	Sub. No. 20 off		ARG	9	VILA Rodrigo Nicolas
46:28	Sub. No. 27 off		ARG	7	ALMADA Mario Nicolas
47:01	Sub. No. 10 off		CUB	15	IGLESIAS GOMEZ Eddy
47:07	Sub. No. 13 off		CUB	4	SAYAS GONZALEZ E

Pool MA Standings

Rank	Teams	P	W	D	L	GF	GA	GD	Pts
1	ARG	2	2	0	0	23	0	+23	6
2	TRI	1	1	0	0	2	1	+1	3
3	CUB	2	0	0	2	1	6	-5	0
4	BRA	1	0	0	1	0	19	-19	0

Pool MA Next Round Matches

Teams	Date	Time
BRA vs TRI	18 Jul 2007	17:00
CUB vs BRA	20 Jul 2007	09:00
ARG vs TRI	20 Jul 2007	11:00

Legend:

%	Conversion Percentage	(C)	Captain	(GK)	Goalkeeper	D	Matches Drawn
FG	Field Goal	G	Green Card	GA	Goals Against	GD	Goal Difference
GF	Goals For	L	Matches Lost	P	Matches Played	PC	Penalty Corner
PS	Penalty Stroke	Pts	Points	R	Red Card	W	Matches Won
Y	Yellow Card						

Match Highlights

Destaque de los partidos / Destaques da partida

ARG - Argentina		Final score 4-0	CUB - Cuba	
		Weather Conditions	Cloudy, 17C, Humidity 80%	
Umpires	SOTERIADES Gus (USA)	PUTRA Sumesh (CAN)	Reserve Umpire	WENZ Diego (CHI)

Match Statistics

ARG	Goals/Shots				Cards			
	Total	%	FG	PC	PS	G	Y	R
Coach: VIGIL Sergio Roberto								
1 VIVALDI Juan Manuel (GK)								
2 GILARDI Juan Ignacio	0/1	0		0/1				
5 IBARRA Pedro	2/3	66	1/1	1/2				
6 CHAO Mariano Rodolfo (GK)								
7 ALMADA Mario Nicolas (C)	0/2	0	0/2					
8 REY Lucas Martin	1/1	100	1/1					
9 VILA Rodrigo Nicolas	1/1	100	1/1					
12 VILA Lucas	0/4	0	0/3	0/1				
13 LOMBI Jorge Maximiliano	0/6	0	0/2	0/4				
14 ZILBERBERG Fernando Oscar								
17 PAREDES Matias Enrique								
20 ARGENTO Tomas								
22 REY Matias								
24 ARGENTO Lucas								
27 ROSSI Lucas Rafael	0/2	0	0/2					
31 BERGNER Ricardo Oscar								
Totals	4/20	20	3/12	1/8				

CUB	Goals/Shots				Cards			
	Total	%	FG	PC	PS	G	Y	R
Coach: STAKEMANN Guillermo								
1 GOMEZ AGUILAR Yoel (GK)								
2 CABRERA C. J (GK)								
3 ABREU ABREU Alexander								
4 SAYAS GONZALEZ Edelbenys								1
5 LARRINAGA PEREZ Rolando								
6 PADRON PEREZ Orlando								
7 GARCIA HERRERA Lazaro	0/1	0	0/1					
8 BARDAJI LOPEZ AL (C)								
9 SARDUY GOMEZ Heriberto	0/3	0	0/3					
10 LEMUS DOMINGUEZ Roberto								
11 BLANCO H. Y	0/2	0	0/1	0/1				
12 ROJAS SOTOLONGO Yankel	0/1	0		0/1				
13 PEREZ PEREZ Yuri	0/1	0	0/1					1
14 VEITIA ALONSO Yoel	0/1	0	0/1					
15 IGLESIAS GOMEZ Eddy								
16 AGUILERA MOLINA Roger								
Totals	0/9	0	0/7	0/2				2

Play by Play

Time	Action	Score	Team	No	Player
47:10	Shot	2-0	ARG	5	IBARRA Pedro
49:23	Shot save		ARG	7	ALMADA Mario Nicolas
49:44	PC		ARG		
50:10	Shot PC save		ARG	13	LOMBI Jorge Maximiliano
50:40	PC		ARG		
50:53	Shot PC save GK		ARG	13	LOMBI Jorge Maximiliano
51:44	Sub. No. 15 off		CUB	13	PEREZ PEREZ Yuri
52:00	Sub. No. 14 off		CUB	10	LEMUS DOMINGUEZ R
53:53	PC		ARG		
54:21	Shot PC save		ARG	13	LOMBI Jorge Maximiliano
54:21	Minor injury		CUB	8	BARDAJI LOPEZ AL
54:21	PC		ARG		
54:34	Shot PC save GK		ARG	13	LOMBI Jorge Maximiliano
54:43	Sub. No. 11 off		CUB	6	PADRON PEREZ Orlando
56:17	Sub. No. 17 off		ARG	27	ROSSI Lucas Rafael
56:44	Sub. No. 4 off		CUB	14	VEITIA ALONSO Yoel
56:49	Sub. No. 9 off		ARG	12	VILA Lucas
56:56	Sub. No. 8 off		ARG	24	ARGENTO Lucas
57:40	Sub. No. 6 off		CUB	11	BLANCO H. Y
57:58	PC		ARG		

Time	Action	Score	Team	No	Player
58:42	Sub. No. 13 off		ARG	20	ARGENTO Tomas
59:57	Shot save		ARG	7	ALMADA Mario Nicolas
60:06	PC		ARG		
60:35	Shot PC	3-0	ARG	5	IBARRA Pedro
60:50	Sub. No. 12 off		CUB	16	AGUILERA MOLINA Roger
61:00	Sub. No. 7 off		ARG	17	PAREDES Matias Enrique
61:28	Sub. No. 13 off		CUB	4	SAYAS GONZALEZ E
61:42	Shot save GK		ARG	12	VILA Lucas
62:26	Sub. No. 22 off		ARG	8	REY Lucas Martin
62:51	Sub. No. 10 off		CUB	15	IGLESIAS GOMEZ Eddy
62:56	Shot save GK		ARG	12	VILA Lucas
62:57	Shot	4-0	ARG	8	REY Lucas Martin
63:13	Sub. No. 1 off		CUB	2	CABRERA CASTILLO Jasell
63:35	Sub. No. 31 off		ARG	9	VILA Rodrigo Nicolas
64:06	Shot miss		CUB	14	VEITIA ALONSO Yoel
64:19	Shot save GK		ARG	27	ROSSI Lucas Rafael
65:39	Sub. No. 5 off		ARG	13	LOMBI Jorge Maximiliano
65:42	Sub. No. 11 off		CUB	12	ROJAS SOTOLONGO Y
67:52	Sub. No. 27 off		ARG	7	ALMADA Mario Nicolas
69:09	Shot no shot		ARG	13	LOMBI Jorge Maximiliano
69:35	Shot save		ARG	13	LOMBI Jorge Maximiliano

Pool MA Standings

Rank	Teams	P	W	D	L	GF	GA	GD	Pts
1	ARG	2	2	0	0	23	0	+23	6
2	TRI	1	1	0	0	2	1	+1	3
3	CUB	2	0	0	2	1	6	-5	0
4	BRA	1	0	0	1	0	19	-19	0

Pool MA Next Round Matches

Teams	Date	Time
BRA vs TRI	18 Jul 2007	17:00
CUB vs BRA	20 Jul 2007	09:00
ARG vs TRI	20 Jul 2007	11:00

Legend:

%	Conversion Percentage	(C)	Captain	(GK)	Goalkeeper	D	Matches Drawn
FG	Field Goal	G	Green Card	GA	Goals Against	GD	Goal Difference
GF	Goals For	L	Matches Lost	P	Matches Played	PC	Penalty Corner
PS	Penalty Stroke	Pts	Points	R	Red Card	W	Matches Won
Y	Yellow Card						



Match Highlights

Destaque de los partidos / Destaques da partida

BRA - Brazil		Final score 1-8	TRI - Trinidad & Tobago		
		Weather Conditions	Cloudy, 17C, Humidity 80%		
Umpires	AARON Saleem (USA)	SINGH Amarjit (MAS)	Reserve Umpire	WENZ Diego (CHI)	

Match Statistics

BRA	Goals/Shots				Cards			
	Total	%	FG	PC	PS	G	Y	R
Coach: LEMOS Leonardo								
1 TATARA Daniel (GK)								
2 CALDAS da CUNHA Alexandre								
3 ZENARI DOS SANTOS Thiago								
4 HOCK Oliver (C)								
5 MOTTA Afonso Francisco								
6 BELLONI Alexandre								
7 HOCK Guido								
8 RIBEIRO Luiz Henrique								
9 CAMINHA JUNIOR Luciano								
10 ALVES Daniel								
11 KENNETH Hugo	0/1	0		0/1				
12 ORSO Cassio Eduardo (GK)								
13 GAMA LIMA Francisco Jose						1		
14 ALBA Willian	1/1	100		1/1				
15 DE OLIVEIRA Bruno Jorge								
16 DE PAULA FELIPE Augusto	0/2	0		0/2				
Totals	1/4	25		1/4		1		

TRI	Goals/Shots				Cards			
	Total	%	FG	PC	PS	G	Y	R
Coach: HAANTJES Rob								
1 FRANCIS Glen (GK)								
2 ROCKE Andrey (GK)								
3 TOUSSAINT Akim	0/3	0		0/3				
4 HENDERSON Alan								
5 MURRAY Kiel	0/1	0		0/1				
6 ECCLES Solomon	0/1	0		0/1				
7 BROWNE Kwanwayne (C)	3/4	75		3/4				
8 PROVIDENCE Nigel								
9 WHITTINGTON Atiba	0/1	0		0/1				
10 LEGERTON Wayne	4/9	44	2/7	1/1	1/1			
11 GILKES Dillet	1/3	33	1/3					
12 WREN Nicholas								
13 QUAN CHAN Dwain	0/4	0		0/4				
14 COWIE Darren								
15 SCIPIO Christopher								
16 TANG NIAN Mathew								
Totals	8/26	30	3/20	4/5	1/1			

Play by Play

Time	Action	Score	Team	No	Player
First Half					
02:00	Shot no shot		TRI	3	TOUSSAINT Akim
04:46	Shot save GK		TRI	10	LEGERTON Wayne
06:18	Sub. No. 10 off		TRI	16	TANG NIAN Mathew
10:38	Sub. No. 10 off		BRA	2	CALDAS da CUNHA A
10:44	Sub. No. 5 off		TRI	12	WREN Nicholas
11:58	Shot save GK		TRI	9	WHITTINGTON Atiba
12:54	PC		TRI		
13:25	Shot PC	0-1	TRI	7	BROWNE Kwanwayne
13:35	Sub. No. 9 off		TRI	10	LEGERTON Wayne
13:46	Sub. No. 11 off		TRI	5	MURRAY Kiel
14:55	Sub. No. 2 off		BRA	10	ALVES Daniel
15:41	Sub. No. 3 off		TRI	15	SCIPIO Christopher
17:16	PC		BRA		
18:06	Shot PC miss		BRA	11	KENNETH Hugo
18:15	PC		BRA		
18:57	Shot PC save GK		BRA	16	DE PAULA FELIPE Augusto
19:06	PC		BRA		
19:23	Shot PC	1-1	BRA	14	ALBA Willian
20:38	Sub. No. 7 off		BRA	9	CAMINHA JUNIOR Luciano
21:12	Shot save GK		TRI	10	LEGERTON Wayne
21:56	Sub. No. 5 off		TRI	11	GILKES Dillet
24:44	Sub. No. 5 off		BRA	2	CALDAS da CUNHA A
24:50	Sub. No. 11 off		BRA	7	HOCK Guido
26:04	Sub. No. 15 off		TRI	3	TOUSSAINT Akim
29:56	Shot miss		TRI	13	QUAN CHAN Dwain
30:08	Sub. No. 12 off		TRI	5	MURRAY Kiel

Time	Action	Score	Team	No	Player
30:39	Sub. No. 2 off		BRA	5	MOTTA Afonso Francisco
31:05	PC		TRI		
31:46	Shot PC	1-2	TRI	7	BROWNE Kwanwayne
31:55	Sub. No. 14 off		BRA	11	KENNETH Hugo
Second Half					
35:00	Sub. No. 9 off		BRA	14	ALBA Willian
35:00	Sub. No. 5 off		TRI	9	WHITTINGTON Atiba
35:00	Sub. No. 16 off		TRI	12	WREN Nicholas
35:17	PC		BRA		
35:59	Shot PC save GK		BRA	16	DE PAULA FELIPE Augusto
38:57	PC		TRI		
39:50	Shot PC	1-3	TRI	7	BROWNE Kwanwayne
40:35	PC		TRI		
42:51	Shot	1-4	TRI	10	LEGERTON Wayne
43:30	Sub. No. 10 off		TRI	16	TANG NIAN Mathew
44:27	Sub. No. 6 off		BRA	9	CAMINHA JUNIOR Luciano
44:30	Sub. No. 1 off		BRA	12	ORSO Cassio Eduardo
45:03	Shot miss		TRI	3	TOUSSAINT Akim
45:03	Sub. No. 11 off		TRI	5	MURRAY Kiel
46:35	Shot save		TRI	13	QUAN CHAN Dwain
46:57	Shot save GK		TRI	13	QUAN CHAN Dwain
47:31	Sub. No. 9 off		TRI	10	LEGERTON Wayne
50:20	Sub. No. 16 off		BRA	2	CALDAS da CUNHA A
50:39	Sub. No. 12 off		TRI	11	GILKES Dillet
50:39	Minor injury		TRI	3	TOUSSAINT Akim
50:39	Sub. No. 3 off		TRI	15	SCIPIO Christopher
54:09	Sub. No. 14 off		BRA	6	BELLONI Alexandre

Pool MA Standings

Rank	Teams	P	W	D	L	GF	GA	GD	Pts
1	ARG	2	2	0	0	23	0	+23	6
2	TRI	2	2	0	0	10	2	+8	6
3	CUB	2	0	0	2	1	6	-5	0
4	BRA	2	0	0	2	1	27	-26	0

Pool MA Next Round Matches

Teams	Date	Time
CUB vs BRA	20 Jul 2007	09:00
ARG vs TRI	20 Jul 2007	11:00

Legend:

%	Conversion Percentage	(C)	Captain	(GK)	Goalkeeper	D	Matches Drawn
FG	Field Goal	G	Green Card	GA	Goals Against	GD	Goal Difference
GF	Goals For	L	Matches Lost	P	Matches Played	PC	Penalty Corner
PS	Penalty Stroke	Pts	Points	R	Red Card	W	Matches Won
Y	Yellow Card						

Match Highlights

Destaque de los partidos / Destaques da partida

BRA - Brazil		Final score 1-8	TRI - Trinidad & Tobago	
		Weather Conditions	Cloudy, 17C, Humidity 80%	
Umpires	AARON Saleem (USA)	SINGH Amarjit (MAS)	Reserve Umpire	WENZ Diego (CHI)

Match Statistics

BRA	Goals/Shots				Cards			
	Total	%	FG	PC	PS	G	Y	R
Coach: LEMOS Leonardo								
1 TATARA Daniel (GK)								
2 CALDAS da CUNHA Alexandre								
3 ZENARI DOS SANTOS Thiago								
4 HOCK Oliver (C)								
5 MOTTA Afonso Francisco								
6 BELLONI Alexandre								
7 HOCK Guido								
8 RIBEIRO Luiz Henrique								
9 CAMINHA JUNIOR Luciano								
10 ALVES Daniel								
11 KENNETH Hugo	0/1	0		0/1				
12 ORSO Cassio Eduardo (GK)								
13 GAMA LIMA Francisco Jose						1		
14 ALBA Willian	1/1	100		1/1				
15 DE OLIVEIRA Bruno Jorge								
16 DE PAULA FELIPE Augusto	0/2	0		0/2				
Totals	1/4	25		1/4		1		

TRI	Goals/Shots				Cards			
	Total	%	FG	PC	PS	G	Y	R
Coach: HAANTJES Rob								
1 FRANCIS Glen (GK)								
2 ROCKE Andrey (GK)								
3 TOUSSAINT Akim	0/3	0	0/3					
4 HENDERSON Alan								
5 MURRAY Kiel	0/1	0	0/1					
6 ECCLES Solomon	0/1	0	0/1					
7 BROWNE Kwanwayne (C)	3/4	75		3/4				
8 PROVIDENCE Nigel								
9 WHITTINGTON Atiba	0/1	0	0/1					
10 LEGERTON Wayne	4/9	44	2/7	1/1	1/1			
11 GILKES Dillet	1/3	33	1/3					
12 WREN Nicholas								
13 QUAN CHAN Dwain	0/4	0	0/4					
14 COWIE Darren								
15 SCIPIO Christopher								
16 TANG NIAN Mathew								
Totals	8/26	30	3/20	4/5	1/1			

Play by Play

Time	Action	Score	Team	No	Player
54:29	Shot save GK		TRI	10	LEGERTON Wayne
54:36	Shot save GK		TRI	11	GILKES Dillet
54:42	PC		TRI		
55:33	Shot PC save		TRI	7	BROWNE Kwanwayne
55:34	Sub. No. 16 off		TRI	9	WHITTINGTON Atiba
55:39	Sub. No. 7 off		BRA	14	ALBA Willian
55:51	Shot miss		TRI	11	GILKES Dillet
56:27	Shot	1-5	TRI	11	GILKES Dillet
57:13	Shot save GK		TRI	5	MURRAY Kiel
58:11	Sub. No. 4 off		TRI	16	TANG NIAN Mathew
58:30	Sub. No. 14 off		TRI	12	WREN Nicholas
59:28	Sub. No. 5 off		BRA	16	DE PAULA FELIPE Augusto
59:31	PC		BRA		
59:42	Sub. No. 3 off		BRA	13	GAMA LIMA Francisco Jose
60:56	PC		TRI		
61:10	Shot PC	1-6	TRI	10	LEGERTON Wayne
62:19	Sub. No. 10 off		BRA	5	MOTTA Afonso Francisco

Time	Action	Score	Team	No	Player
62:24	Sub. No. 11 off		BRA	7	HOCK Guido
62:24	Minor injury		TRI	10	LEGERTON Wayne
62:29	Green Card		BRA	13	GAMA LIMA Francisco Jose
63:12	Shot save GK		TRI	3	TOUSSAINT Akim
63:32	Shot miss		TRI	13	QUAN CHAN Dwain
63:47	Sub. No. 14 off		BRA	8	RIBEIRO Luiz Henrique
64:32	Minor injury		BRA	4	HOCK Oliver
64:36	Sub. No. 4 off		BRA	3	ZENARI DOS S. T
65:32	Shot save GK		TRI	10	LEGERTON Wayne
66:05	Shot save		TRI	10	LEGERTON Wayne
67:05	PC		TRI		
67:05	Shot save GK		TRI	6	ECCLES Solomon
67:37	Shot PS	1-7	TRI	10	LEGERTON Wayne
67:42	Sub. No. 9 off		BRA	14	ALBA Willian
67:47	Sub. No. 15 off		BRA	10	ALVES Daniel
69:30	Shot	1-8	TRI	10	LEGERTON Wayne
69:45	Sub. No. 5 off		BRA	11	KENNETH Hugo

Pool MA Standings

Rank	Teams	P	W	D	L	GF	GA	GD	Pts
1	ARG	2	2	0	0	23	0	+23	6
2	TRI	2	2	0	0	10	2	+8	6
3	CUB	2	0	0	2	1	6	-5	0
4	BRA	2	0	0	2	1	27	-26	0

Pool MA Next Round Matches

Teams	Date	Time
CUB vs BRA	20 Jul 2007	09:00
ARG vs TRI	20 Jul 2007	11:00

Legend:

%	Conversion Percentage	(C)	Captain	(GK)	Goalkeeper	D	Matches Drawn
FG	Field Goal	G	Green Card	GA	Goals Against	GD	Goal Difference
GF	Goals For	L	Matches Lost	P	Matches Played	PC	Penalty Corner
PS	Penalty Stroke	Pts	Points	R	Red Card	W	Matches Won
Y	Yellow Card						

Match Highlights

Destaque de los partidos / Destaques da partida

CUB - Cuba		Final score 9-0		BRA - Brazil	
Weather Conditions				Sunny, 20C, Humidity 88%	
Umpires	PUTRA Sumesh (CAN)	MARCANO Albert (TRI)	Reserve Umpire	SOTERIADES Gus (USA)	

Match Statistics

CUB	Goals/Shots				Cards			
	Total	%	FG	PC	PS	G	Y	R
Coach: STAKEMANN Guillermo								
1 GOMEZ AGUILAR Yoel (GK)								
2 CABRERA C. J (GK)								
3 ABREU ABREU Alexander								
4 SAYAS GONZALEZ Edelbenys	4/8	50	2/4	2/4				
5 LARRINAGA PEREZ Rolando								
6 PADRON PEREZ Orlando								
7 GARCIA HERRERA Lazaro								
8 BARDAJI LOPEZ AL (C)	0/1	0	0/1					
9 SARDUY GOMEZ Heriberto	0/6	0	0/6					
10 LEMUS DOMINGUEZ Roberto	2/9	22	2/9					
11 BLANCO H. Y	1/5	20	0/1	1/4				
12 ROJAS SOTOLONGO Yankel	0/3	0	0/3					
13 PEREZ PEREZ Yuri	0/1	0	0/1					
14 VEITIA ALONSO Yoel	0/3	0	0/3					
15 IGLESIAS GOMEZ Eddy	1/4	25	1/4					
16 AGUILERA MOLINA Roger	1/1	100	1/1					
Totals	9/41	21	6/33	3/8				

BRA	Goals/Shots				Cards			
	Total	%	FG	PC	PS	G	Y	R
Coach: LEMOS Leonardo								
1 TATARA Daniel (GK)								
2 CALDAS da CUNHA Alexandre								
3 ZENARI DOS SANTOS Thiago								
4 HOCK Oliver (C)								
5 MOTTA Afonso Francisco								
6 BELLONI Alexandre								
7 HOCK Guido								
8 RIBEIRO Luiz Henrique								
9 CAMINHA JUNIOR Luciano								
10 ALVES Daniel							1	
11 KENNETH Hugo								
12 ORSO Cassio Eduardo (GK)								
13 GAMA LIMA Francisco Jose								
14 ALBA Willian								
15 DE OLIVEIRA Bruno Jorge								
16 DE PAULA FELIPE Augusto								
Totals							1	

Play by Play

Time	Action	Score	Team	No	Player
First Half					
01:49	Shot save GK		CUB	15	IGLESIAS GOMEZ Eddy
02:51	PC		CUB		
03:29	Shot PC	1-0	CUB	11	BLANCO H. Y
04:44	Shot save GK		CUB	9	SARDUY GOMEZ Heriberto
04:48	Shot miss		CUB	9	SARDUY GOMEZ Heriberto
06:37	Shot miss		CUB	11	BLANCO H. Y
08:59	Shot miss		CUB	15	IGLESIAS GOMEZ Eddy
11:22	Sub. No. 16 off		CUB	4	SAYAS GONZALEZ E
12:32	Sub. No. 11 off		BRA	9	CAMINHA JUNIOR Luciano
12:56	Shot miss		CUB	9	SARDUY GOMEZ Heriberto
14:18	Sub. No. 7 off		BRA	8	RIBEIRO Luiz Henrique
14:26	Sub. No. 16 off		BRA	2	CALDAS da CUNHA A
15:26	Shot miss		CUB	12	ROJAS SOTOLONGO Y
16:08	Sub. No. 14 off		BRA	11	KENNETH Hugo
16:52	PC		CUB		
17:30	Shot PC	2-0	CUB	4	SAYAS GONZALEZ E
18:10	Sub. No. 5 off		BRA	16	DE PAULA FELIPE Augusto
19:13	Shot save		CUB	15	IGLESIAS GOMEZ Eddy
20:39	Sub. No. 15 off		CUB	6	PADRON PEREZ Orlando
21:28	Sub. No. 14 off		CUB	16	AGUILERA MOLINA Roger
21:34	Sub. No. 8 off		BRA	14	ALBA Willian
21:44	Sub. No. 10 off		BRA	5	MOTTA Afonso Francisco
26:10	Sub. No. 9 off		BRA	7	HOCK Guido
26:19	Sub. No. 2 off		BRA	10	ALVES Daniel
29:38	Sub. No. 6 off		CUB	14	VEITIA ALONSO Yoel
29:38	Shot save		CUB	10	LEMUS DOMINGUEZ R

Time	Action	Score	Team	No	Player
30:13	Shot save GK		CUB	10	LEMUS DOMINGUEZ R
31:34	Shot	3-0	CUB	10	LEMUS DOMINGUEZ R
33:22	Sub. No. 16 off		BRA	2	CALDAS da CUNHA A
34:36	Shot miss		CUB	14	VEITIA ALONSO Yoel
Second Half					
35:00	Sub. No. 2 off		BRA	16	DE PAULA FELIPE Augusto
36:39	Shot miss		CUB	4	SAYAS GONZALEZ E
38:13	Shot no shot		CUB	10	LEMUS DOMINGUEZ R
38:27	PC		CUB		
38:57	Shot PC save GK		CUB	11	BLANCO H. Y
39:16	Shot miss		CUB	10	LEMUS DOMINGUEZ R
42:16	Sub. No. 16 off		CUB	15	IGLESIAS GOMEZ Eddy
43:59	PC		CUB		
44:38	Shot PC miss		CUB	4	SAYAS GONZALEZ E
44:46	Sub. No. 11 off		BRA	9	CAMINHA JUNIOR Luciano
45:44	PC		CUB		
46:10	Shot PC save		CUB	11	BLANCO H. Y
46:23	Sub. No. 16 off		BRA	2	CALDAS da CUNHA A
46:47	Shot	4-0	CUB	10	LEMUS DOMINGUEZ R
47:26	Sub. No. 3 off		BRA	13	GAMA LIMA Francisco Jose
47:39	Sub. No. 15 off		CUB	13	PEREZ PEREZ Yuri
49:28	Shot save		CUB	10	LEMUS DOMINGUEZ R
49:34	Shot save GK		CUB	10	LEMUS DOMINGUEZ R
49:59	Shot	5-0	CUB	4	SAYAS GONZALEZ E
50:24	Sub. No. 5 off		BRA	16	DE PAULA FELIPE Augusto
51:17	Sub. No. 1 off		BRA	12	ORSO Cassio Eduardo
52:31	Shot save GK		CUB	9	SARDUY GOMEZ Heriberto

Pool MA Standings

Rank	Teams	P	W	D	L	GF	GA	GD	Pts
1	ARG	2	2	0	0	23	0	+23	6
2	TRI	2	2	0	0	10	2	+8	6
3	CUB	3	1	0	2	10	6	+4	3
4	BRA	3	0	0	3	1	36	-35	0

Pool MA Next Round Matches

Teams	Date	Time
ARG vs TRI	20 Jul 2007	11:00

Legend:

%	Conversion Percentage	(C)	Captain	(GK)	Goalkeeper	D	Matches Drawn
FG	Field Goal	G	Green Card	GA	Goals Against	GD	Goal Difference
GF	Goals For	L	Matches Lost	P	Matches Played	PC	Penalty Corner
PS	Penalty Stroke	Pts	Points	R	Red Card	W	Matches Won
Y	Yellow Card						



Match Highlights

Destaques de los partidos / Destaques da partida

CUB - Cuba		Final score 9-0	BRA - Brazil	
		Weather Conditions	Sunny, 20C, Humidity 88%	
Umpires	PUTRA Sumesh (CAN)	MARCANO Albert (TRI)	Reserve Umpire	SOTERIADES Gus (USA)

Match Statistics

CUB	Goals/Shots				Cards			
	Total	%	FG	PC	PS	G	Y	R
Coach: STAKEMANN Guillermo								
1 GOMEZ AGUILAR Yoel (GK)								
2 CABRERA C. J (GK)								
3 ABREU ABREU Alexander								
4 SAYAS GONZALEZ Edelbenys	4/8	50	2/4	2/4				
5 LARRINAGA PEREZ Rolando								
6 PADRON PEREZ Orlando								
7 GARCIA HERRERA Lazaro								
8 BARDAJI LOPEZ AL (C)	0/1	0	0/1					
9 SARDUY GOMEZ Heriberto	0/6	0	0/6					
10 LEMUS DOMINGUEZ Roberto	2/9	22	2/9					
11 BLANCO H. Y	1/5	20	0/1	1/4				
12 ROJAS SOTOLONGO Yankel	0/3	0	0/3					
13 PEREZ PEREZ Yuri	0/1	0	0/1					
14 VEITIA ALONSO Yoel	0/3	0	0/3					
15 IGLESIAS GOMEZ Eddy	1/4	25	1/4					
16 AGUILERA MOLINA Roger	1/1	100	1/1					
Totals	9/41	21	6/33	3/8				

BRA	Goals/Shots				Cards			
	Total	%	FG	PC	PS	G	Y	R
Coach: LEMOS Leonardo								
1 TATARA Daniel (GK)								
2 CALDAS da CUNHA Alexandre								
3 ZENARI DOS SANTOS Thiago								
4 HOCK Oliver (C)								
5 MOTTA Afonso Francisco								
6 BELLONI Alexandre								
7 HOCK Guido								
8 RIBEIRO Luiz Henrique								
9 CAMINHA JUNIOR Luciano								
10 ALVES Daniel							1	
11 KENNETH Hugo								
12 ORSO Cassio Eduardo (GK)								
13 GAMA LIMA Francisco Jose								
14 ALBA Willian								
15 DE OLIVEIRA Bruno Jorge								
16 DE PAULA FELIPE Augusto								
Totals							1	

Play by Play

Time	Action	Score	Team	No	Player
52:53	Green Card		BRA	10	ALVES Daniel
53:20	Sub. No. 14 off		BRA	11	KENNETH Hugo
53:53	Shot save		CUB	13	PEREZ PEREZ Yuri
53:56	PC		CUB		
54:30	Shot PC	6-0	CUB	4	SAYAS GONZALEZ E
54:35	Sub. No. 15 off		BRA	5	MOTTA Afonso Francisco
55:15	Shot miss		CUB	10	LEMUS DOMINGUEZ R
56:12	Shot save GK		CUB	4	SAYAS GONZALEZ E
56:15	Shot save		CUB	12	ROJAS SOTOLONGO Y
56:50	Shot save		CUB	14	VEITIA ALONSO Yoel
57:06	Sub. No. 10 off		BRA	15	DE OLIVEIRA Bruno Jorge
58:30	Sub. No. 7 off		BRA	14	ALBA Willian
58:59	Shot save GK		CUB	9	SARDUY GOMEZ Heriberto
59:20	Shot save GK		CUB	14	VEITIA ALONSO Yoel

Time	Action	Score	Team	No	Player
60:45	Shot save GK		CUB	8	BARDAJI LOPEZ AL
61:59	Sub. No. 2 off		BRA	10	ALVES Daniel
62:39	Sub. No. 14 off		CUB	16	AGUILERA MOLINA Roger
63:22	Sub. No. 10 off		CUB	15	IGLESIAS GOMEZ Eddy
64:30	Sub. No. 9 off		BRA	8	RIBEIRO Luiz Henrique
64:32	Shot save GK		CUB	12	ROJAS SOTOLONGO Y
64:42	PC		CUB		
65:17	Shot PC save		CUB	11	BLANCO H. Y
65:30	PC		CUB		
65:44	Shot PC save GK		CUB	4	SAYAS GONZALEZ E
66:25	Shot	7-0	CUB	4	SAYAS GONZALEZ E
68:15	Shot save GK		CUB	9	SARDUY GOMEZ Heriberto
68:31	Shot	8-0	CUB	16	AGUILERA MOLINA Roger
68:41	Sub. No. 13 off		CUB	10	LEMUS DOMINGUEZ R
69:24	Shot	9-0	CUB	15	IGLESIAS GOMEZ Eddy

Pool MA Standings

Rank	Teams	P	W	D	L	GF	GA	GD	Pts
1	ARG	2	2	0	0	23	0	+23	6
2	TRI	2	2	0	0	10	2	+8	6
3	CUB	3	1	0	2	10	6	+4	3
4	BRA	3	0	0	3	1	36	-35	0

Pool MA Next Round Matches

Teams	Date	Time
ARG vs TRI	20 Jul 2007	11:00

Legend:

%	Conversion Percentage	(C)	Captain	(GK)	Goalkeeper	D	Matches Drawn
FG	Field Goal	G	Green Card	GA	Goals Against	GD	Goal Difference
GF	Goals For	L	Matches Lost	P	Matches Played	PC	Penalty Corner
PS	Penalty Stroke	Pts	Points	R	Red Card	W	Matches Won
Y	Yellow Card						

Match Highlights

Destaque de los partidos / Destaques da partida

ARG - Argentina		Final score 7-1	TRI - Trinidad & Tobago	
		Weather Conditions	Sky Clear,24C, Humidity 82%	
Umpires	AARON Saleem (USA)	WENZ Diego (CHI)	Reserve Umpire	SOTERIADES Gus (USA)

Match Statistics

ARG	Goals/Shots				Cards			
	Total	%	FG	PC	PS	G	Y	R
Coach: VIGIL Sergio Roberto								
1 VIVALDI Juan Manuel (GK)								
2 GILARDI Juan Ignacio	0/1	0		0/1				
5 IBARRA Pedro	0/2	0		0/2				
6 CHAO Mariano Rodolfo (GK)								
7 ALMADA Mario Nicolas (C)	0/1	0	0/1					
8 REY Lucas Martin	0/1	0	0/1					
9 VILA Rodrigo Nicolas	0/4	0	0/4					
12 VILA Lucas	1/2	50	0/1	1/1				
13 LOMBI Jorge Maximiliano	3/7	42	1/2	2/5				
14 ZILBERBERG Fernando Oscar	0/1	0	0/1					
17 PAREDES Matias Enrique	1/1	100		1/1				
20 ARGENTO Tomas	1/4	25	1/4					
22 REY Matias								
24 ARGENTO Lucas								
27 ROSSI Lucas Rafael	1/4	25	1/3	0/1				
31 BERGNER Ricardo Oscar								
Totals	7/28	25	3/17	4/11				

TRI	Goals/Shots				Cards			
	Total	%	FG	PC	PS	G	Y	R
Coach: HAANTJES Rob								
1 FRANCIS Glen (GK)								
2 ROCKE Andrey (GK)								
3 TOUSSAINT Akim	0/1	0	0/1					
4 HENDERSON Alan								
5 MURRAY Kiel							1	
6 ECCLES Solomon								
7 BROWNE Kwanwayne (C)	0/1	0		0/1				
8 PROVIDENCE Nigel								
9 WHITTINGTON Atiba	1/1	100	1/1					
10 LEGERTON Wayne								
11 GILKES Dillet								
12 WREN Nicholas								
13 QUAN CHAN Dwain								
14 COWIE Darren								
15 SCIPIO Christopher								
16 TANG NIAN Mathew								
Totals	1/3	33	1/2	0/1			1	

Play by Play

Time	Action	Score	Team	No	Player
First Half					
02:28	Shot no shot		ARG	9	VILA Rodrigo Nicolas
02:28	Shot save GK		ARG	9	VILA Rodrigo Nicolas
07:50	Sub. No. 10 off		TRI	15	SCIPIO Christopher
10:59	Sub. No. 12 off		TRI	5	MURRAY Kiel
11:54	Sub. No. 13 off		ARG	12	VILA Lucas
12:14	Sub. No. 8 off		ARG	27	ROSSI Lucas Rafael
12:26	Sub. No. 3 off		TRI	16	TANG NIAN Mathew
12:34	Sub. No. 7 off		ARG	20	ARGENTO Tomas
12:48	Sub. No. 17 off		ARG	24	ARGENTO Lucas
13:09	Shot miss		ARG	9	VILA Rodrigo Nicolas
14:56	PC		ARG		
15:40	Shot PC miss		ARG	5	IBARRA Pedro
16:02	Sub. No. 9 off		TRI	10	LEGERTON Wayne
17:11	Sub. No. 11 off		TRI	12	WREN Nicholas
18:48	Shot miss		ARG	9	VILA Rodrigo Nicolas
19:19	Sub. No. 9 off		ARG	13	LOMBI Jorge Maximiliano
19:50	Minor injury		TRI	12	WREN Nicholas
20:09	Sub. No. 14 off		ARG	8	REY Lucas Martin
20:59	Sub. No. 12 off		TRI	11	GILKES Dillet
21:02	Sub. No. 16 off		TRI	9	WHITTINGTON Atiba
21:06	Sub. No. 15 off		TRI	3	TOUSSAINT Akim
21:10	PC		ARG		
22:19	Sub. No. 20 off		ARG	7	ALMADA Mario Nicolas
22:25	Shot no shot		TRI	3	TOUSSAINT Akim
23:04	Sub. No. 24 off		ARG	17	PAREDES Matias Enrique
24:44	Sub. No. 5 off		TRI	16	TANG NIAN Mathew

Time	Action	Score	Team	No	Player
24:47	Sub. No. 10 off		TRI	15	SCIPIO Christopher
25:26	Sub. No. 5 off		ARG	24	ARGENTO Lucas
26:11	Shot no shot		ARG	27	ROSSI Lucas Rafael
29:05	Sub. No. 27 off		ARG	9	VILA Rodrigo Nicolas
29:11	Sub. No. 3 off		TRI	10	LEGERTON Wayne
31:23	PC		ARG		
31:59	Shot PC	1-0	ARG	13	LOMBI Jorge Maximiliano
32:18	Sub. No. 13 off		ARG	14	ZILBERBERG FO
Second Half					
03:55	Sub. No. 11 off		TRI	5	MURRAY Kiel
35:00	Sub. No. 12 off		ARG	5	IBARRA Pedro
35:00	Sub. No. 24 off		ARG	20	ARGENTO Tomas
36:00	Sub. No. 2 off		TRI	1	FRANCIS Glen
40:14	Sub. No. 14 off		TRI	11	GILKES Dillet
41:42	Sub. No. 15 off		TRI	3	TOUSSAINT Akim
42:18	Shot	2-0	ARG	20	ARGENTO Tomas
42:37	Sub. No. 7 off		ARG	13	LOMBI Jorge Maximiliano
42:41	Sub. No. 17 off		ARG	27	ROSSI Lucas Rafael
42:41	Shot save GK		ARG	14	ZILBERBERG FO
43:27	Shot save		ARG	13	LOMBI Jorge Maximiliano
43:56	Shot	2-1	TRI	9	WHITTINGTON Atiba
44:35	Sub. No. 16 off		TRI	14	COWIE Darren
45:39	Shot	3-1	ARG	27	ROSSI Lucas Rafael
45:56	Sub. No. 8 off		ARG	12	VILA Lucas
46:49	Sub. No. 10 off		TRI	15	SCIPIO Christopher
49:06	Sub. No. 14 off		ARG	17	PAREDES Matias Enrique
49:29	Sub. No. 5 off		TRI	12	WREN Nicholas

Pool MA Standings

Rank	Teams	P	W	D	L	GF	GA	GD	Pts
1	ARG	3	3	0	0	30	1	+29	9
2	TRI	3	2	0	1	11	9	+2	6
3	CUB	3	1	0	2	10	6	+4	3
4	BRA	3	0	0	3	1	36	-35	0

Legend:

%	Conversion Percentage	(C)	Captain	(GK)	Goalkeeper	D	Matches Drawn
FG	Field Goal	G	Green Card	GA	Goals Against	GD	Goal Difference
GF	Goals For	L	Matches Lost	P	Matches Played	PC	Penalty Corner
PS	Penalty Stroke	Pts	Points	R	Red Card	W	Matches Won
Y	Yellow Card						

Match Highlights

Destacados de los partidos / Destaques da partida

ARG - Argentina		Final score 7-1	TRI - Trinidad & Tobago	
		Weather Conditions	Sky Clear, 24C, Humidity 82%	
Umpires	AARON Saleem (USA)	WENZ Diego (CHI)	Reserve Umpire	SOTERIADES Gus (USA)

Match Statistics

ARG	Goals/Shots				Cards			
	Total	%	FG	PC	PS	G	Y	R
Coach: VIGIL Sergio Roberto								
1 VIVALDI Juan Manuel (GK)								
2 GILARDI Juan Ignacio	0/1	0		0/1				
5 IBARRA Pedro	0/2	0		0/2				
6 CHAO Mariano Rodolfo (GK)								
7 ALMADA Mario Nicolas (C)	0/1	0	0/1					
8 REY Lucas Martin	0/1	0	0/1					
9 VILA Rodrigo Nicolas	0/4	0	0/4					
12 VILA Lucas	1/2	50	0/1	1/1				
13 LOMBI Jorge Maximiliano	3/7	42	1/2	2/5				
14 ZILBERBERG Fernando Oscar	0/1	0	0/1					
17 PAREDES Matias Enrique	1/1	100		1/1				
20 ARGENTO Tomas	1/4	25	1/4					
22 REY Matias								
24 ARGENTO Lucas								
27 ROSSI Lucas Rafael	1/4	25	1/3	0/1				
31 BERGNER Ricardo Oscar								
Totals	7/28	25	3/17	4/11				

TRI	Goals/Shots				Cards			
	Total	%	FG	PC	PS	G	Y	R
Coach: HAANTJES Rob								
1 FRANCIS Glen (GK)								
2 ROCKE Andrey (GK)								
3 TOUSSAINT Akim	0/1	0	0/1					
4 HENDERSON Alan								
5 MURRAY Kiel							1	
6 ECCLES Solomon								
7 BROWNE Kwanwayne (C)	0/1	0		0/1				
8 PROVIDENCE Nigel								
9 WHITTINGTON Atiba	1/1	100	1/1					
10 LEGERTON Wayne								
11 GILKES Dillet								
12 WREN Nicholas								
13 QUAN CHAN Dwain								
14 COWIE Darren								
15 SCIPIO Christopher								
16 TANG NIAN Mathew								
Totals	1/3	33	1/2	0/1			1	

Play by Play

Time	Action	Score	Team	No	Player
49:34	Shot save GK		ARG	20	ARGENTO Tomas
49:39	Shot	4-1	ARG	13	LOMBI Jorge Maximiliano
50:44	Shot miss		ARG	20	ARGENTO Tomas
51:03	Shot no shot		ARG	20	ARGENTO Tomas
52:03	Sub. No. 9 off		ARG	7	ALMADA Mario Nicolas
52:24	Sub. No. 20 off		ARG	8	REY Lucas Martin
52:57	PC		ARG		
53:27	Shot PC save GK		ARG	13	LOMBI Jorge Maximiliano
53:45	Shot PC save GK		ARG	27	ROSSI Lucas Rafael
53:52	Shot PC	5-1	ARG	13	LOMBI Jorge Maximiliano
54:05	Sub. No. 12 off		TRI	5	MURRAY Kiel
54:08	Sub. No. 9 off		TRI	10	LEGERTON Wayne
54:20	Sub. No. 31 off		ARG	24	ARGENTO Lucas
55:19	Sub. No. 4 off		TRI	16	TANG NIAN Mathew
56:43	PC		ARG		
57:25	Shot PC save GK		ARG	13	LOMBI Jorge Maximiliano
57:30	Shot PC	6-1	ARG	17	PAREDES Matias Enrique
58:31	Sub. No. 5 off		ARG	14	ZILBERBERG FO
59:01	PC		ARG		
59:24	Green Card		TRI	5	MURRAY Kiel
59:43	Shot PC save GK		ARG	2	GILARDI Juan Ignacio

Time	Action	Score	Team	No	Player
59:48	Sub. No. 3 off		TRI	9	WHITTINGTON Atiba
60:47	Shot save GK		ARG	12	VILA Lucas
61:12	PC		ARG		
61:35	Shot PC save GK		ARG	13	LOMBI Jorge Maximiliano
62:11	Sub. No. 2 off		ARG	31	BERGNER Ricardo Oscar
62:14	Shot no shot		ARG	27	ROSSI Lucas Rafael
62:37	Sub. No. 13 off		ARG	9	VILA Rodrigo Nicolas
62:52	Sub. No. 15 off		TRI	3	TOUSSAINT Akim
62:57	Sub. No. 12 off		ARG	20	ARGENTO Tomas
63:38	Sub. No. 8 off		ARG	5	IBARRA Pedro
64:32	PC		TRI		
65:21	Shot PC save GK		TRI	7	BROWNE Kwanwayne
66:36	Sub. No. 17 off		ARG	12	VILA Lucas
66:40	Sub. No. 11 off		TRI	15	SCIPIO Christopher
66:45	Sub. No. 27 off		ARG	8	REY Lucas Martin
67:22	PC		ARG		
67:54	Shot PC save GK		ARG	5	IBARRA Pedro
68:31	Shot save GK		ARG	7	ALMADA Mario Nicolas
68:34	Shot save GK		ARG	8	REY Lucas Martin
68:40	PC		ARG		
68:43	Shot PC	7-1	ARG	12	VILA Lucas

Pool MA Standings

Rank	Teams	P	W	D	L	GF	GA	GD	Pts
1	ARG	3	3	0	0	30	1	+29	9
2	TRI	3	2	0	1	11	9	+2	6
3	CUB	3	1	0	2	10	6	+4	3
4	BRA	3	0	0	3	1	36	-35	0

Legend:

%	Conversion Percentage	(C)	Captain	(GK)	Goalkeeper	D	Matches Drawn
FG	Field Goal	G	Green Card	GA	Goals Against	GD	Goal Difference
GF	Goals For	L	Matches Lost	P	Matches Played	PC	Penalty Corner
PS	Penalty Stroke	Pts	Points	R	Red Card	W	Matches Won
Y	Yellow Card						

Match Highlights

Destacques de los partidos / Destaques da partida

USA - United States of America		Final score 1-2	AHO - Netherlands Antilles		
		Weather Conditions	Partly cloudy, 22C, Humidity 80%		
Umpires	PEÑA Raul (CUB)	LOPEZ RAMOS Daniel (URU)	Reserve Umpire	MONTES German (ARG)	

Match Statistics

USA	Goals/Shots					Cards		
	Total	%	FG	PC	PS	G	Y	R
Coach: CONWAY Nick								
1 GINOLFI Jon	1/2	50	1/2					
2 HOANG Binh	0/1	0	0/1					
3 SCHLEDORN Brian								
4 HARNER Mick								
5 HARRIS Pat	0/4	0		0/4				
6 MARTIN Jarred	0/3	0	0/3					
7 COOLIDGE Nate								
8 BHAMBER Rinku								
9 SCALLY Ian								
10 COTA Pat	0/1	0	0/1					
11 COUWENBERGH Remco								
12 NAKAMURA Shawn (C)								
13 CUNNINGHAM Remco								
16 SAEZ Jeb (GK)								
17 HARRIS Sean	0/2	0	0/1	0/1				
32 WELLINGS Jason (GK)								
Totals	1/14	7	1/8	0/6				

AHO	Goals/Shots					Cards		
	Total	%	FG	PC	PS	G	Y	R
Coach: van der STRUIJK Michael								
1 VISMANS Daan (GK)								1
2 BUREMA Niels								
3 RIJSEMUS Bert								
4 van de BRAAK Tjerk								
5 HOP Sjors								
6 VISSCHER Arnout								
7 PEREIRA Raymundo								
8 PELS Laurens								
9 CHRISTIAANS Bart								1
10 PLANTENGA Wouter (C)								
11 ELSENAAR Ivo	1/1	100	1/1					
12 MACLENNAN Colin								1
13 KOLEN Thomas (GK)								
14 HARDEMAN Gijs	1/2	50	1/2					
15 JOBSIS Alexander								
18 BRAAKSMA Janiek	0/1	0		0/1				
Totals	2/4	50	2/3	0/1		2	1	

Play by Play

Time	Action	Score	Team	No	Player
First Half					
02:37	Shot	0-1	AHO	14	HARDEMAN Gijs
06:15	Shot	1-1	USA	1	GINOLFI Jon
09:55	Sub. No. 4 off		AHO	5	HOP Sjors
10:43	PC		USA		
11:59	Shot PC save		USA		
12:23	Sub. No. 2 off		USA	7	COOLIDGE Nate
13:36	Sub. No. 10 off		USA	4	HARNER Mick
15:35	Sub. No. 8 off		AHO	4	van de BRAAK Tjerk
15:50	Shot save GK		USA	17	HARRIS Sean
15:59	Sub. No. 1 off		USA	13	CUNNINGHAM Remco
17:01	Sub. No. 14 off		AHO	9	CHRISTIAANS Bart
20:12	Sub. No. 6 off		USA	1	GINOLFI Jon
20:42	Sub. No. 9 off		USA	10	COTA Pat
23:09	Sub. No. 11 off		AHO	14	HARDEMAN Gijs
23:09	Sub. No. 7 off		USA	2	HOANG Binh
23:15	Sub. No. 13 off		USA	6	MARTIN Jarred
23:21	Sub. No. 6 off		AHO	8	PELS Laurens
23:30	Shot no shot		USA	2	HOANG Binh
24:51	Sub. No. 4 off		USA	9	SCALLY Ian
27:53	PC		USA		
27:59	Green Card		AHO	1	VISMANS Daan
28:35	Shot PC save		USA	17	HARRIS Sean
28:41	PC		USA		
29:16	Shot PC save GK		USA	5	HARRIS Pat
29:21	PC		USA		
29:21	Shot PC miss		USA	5	HARRIS Pat

Time	Action	Score	Team	No	Player
30:03	Sub. No. 9 off		AHO	11	ELSENAAR Ivo
30:35	Sub. No. 2 off		USA	7	COOLIDGE Nate
30:35	Sub. No. 5 off		AHO	7	PEREIRA Raymundo
30:59	Shot save		AHO	14	HARDEMAN Gijs
32:23	Green Card		AHO	12	MACLENNAN Colin
33:08	Sub. No. 5 off		USA	4	HARNER Mick
34:32	PC		AHO		
34:32	Shot PC save GK		AHO	18	BRAAKSMA Janiek
Second Half					
35:00	Sub. No. 7 off		AHO	6	VISSCHER Arnout
35:00	Sub. No. 4 off		USA	2	HOANG Binh
35:00	Sub. No. 7 off		USA	5	HARRIS Pat
41:11	PC		USA		
42:27	Shot PC save GK		USA	5	HARRIS Pat
43:08	Shot miss		USA	6	MARTIN Jarred
43:56	Sub. No. 2 off		USA	7	COOLIDGE Nate
44:47	Sub. No. 14 off		AHO	5	HOP Sjors
45:26	Sub. No. 4 off		AHO	9	CHRISTIAANS Bart
45:40	Sub. No. 1 off		USA	13	CUNNINGHAM Remco
47:51	Sub. No. 10 off		USA	4	HARNER Mick
50:29	Sub. No. 11 off		AHO	4	van de BRAAK Tjerk
50:44	Sub. No. 8 off		USA	11	COUWENBERGH Remco
51:47	Sub. No. 6 off		USA	1	GINOLFI Jon
52:24	Sub. No. 5 off		USA	10	COTA Pat
53:38	Sub. No. 9 off		AHO	14	HARDEMAN Gijs
54:51	Sub. No. 7 off		USA	2	HOANG Binh
55:27	Sub. No. 12 off		AHO	7	PEREIRA Raymundo

Pool MB Standings

Rank	Teams	P	W	D	L	GF	GA	GD	Pts
1	CHI	2	2	0	0	4	2	+2	6
2	CAN	2	1	1	0	4	2	+2	4
3	AHO	3	1	0	2	3	5	-2	3
4	USA	3	0	1	2	4	6	-2	1

Pool MB Next Round Matches

Teams	Date	Time
CAN vs CHI	20 Jul 2007	17:00

Legend:

%	Conversion Percentage	(C)	Captain	(GK)	Goalkeeper	D	Matches Drawn
FG	Field Goal	G	Green Card	GA	Goals Against	GD	Goal Difference
GF	Goals For	L	Matches Lost	P	Matches Played	PC	Penalty Corner
PS	Penalty Stroke	Pts	Points	R	Red Card	W	Matches Won
Y	Yellow Card						

Match Highlights

Destques de los partidos / Destaques da partida

USA - United States of America		Final score 1-2		AHO - Netherlands Antilles	
Weather Conditions				Partly cloudy, 22C, Humidity 80%	
Umpires	PEÑA Raul (CUB)	LOPEZ RAMOS Daniel (URU)	Reserve Umpire	MONTES German (ARG)	

Match Statistics

USA	Goals/Shots					Cards		
	Total	%	FG	PC	PS	G	Y	R
Coach: CONWAY Nick								
1 GINOLFI Jon	1/2	50	1/2					
2 HOANG Binh	0/1	0	0/1					
3 SCHLEDORN Brian								
4 HARNER Mick								
5 HARRIS Pat	0/4	0		0/4				
6 MARTIN Jarred	0/3	0	0/3					
7 COOLIDGE Nate								
8 BHAMBER Rinku								
9 SCALLY Ian								
10 COTA Pat	0/1	0	0/1					
11 COUWENBERGH Remco								
12 NAKAMURA Shawn (C)								
13 CUNNINGHAM Remco								
16 SAEZ Jeb (GK)								
17 HARRIS Sean	0/2	0	0/1	0/1				
32 WELLINGS Jason (GK)								
Totals	1/14	7	1/8	0/6				

AHO	Goals/Shots					Cards		
	Total	%	FG	PC	PS	G	Y	R
Coach: van der STRUIJK Michael								
1 VISMANS Daan (GK)								1
2 BUREMA Niels								
3 RIJSEMUS Bert								
4 van de BRAAK Tjerk								
5 HOP Sjors								
6 VISSCHER Arnout								
7 PEREIRA Raymundo								
8 PELS Laurens								
9 CHRISTIAANS Bart								1
10 PLANTENGA Wouter (C)								
11 ELSENAAR Ivo	1/1	100	1/1					
12 MACLENNAN Colin								1
13 KOLEN Thomas (GK)								
14 HARDEMAN Gijs	1/2	50	1/2					
15 JOBSIS Alexander								
18 BRAAKSMA Janiek	0/1	0		0/1				
Totals	2/4	50	2/3	0/1				2 1

Play by Play

Time	Action	Score	Team	No	Player
56:47	Sub. No. 13 off		USA	6	MARTIN Jarred
57:43	Sub. No. 4 off		USA	8	BHAMBER Rinku
59:06	Sub. No. 9 off		USA	5	HARRIS Pat
59:33	Shot miss		USA	6	MARTIN Jarred
59:40	Shot save GK		USA	6	MARTIN Jarred
59:52	Sub. No. 5 off		AHO	11	ELSENAAR Ivo
61:04	Sub. No. 7 off		AHO	12	MACLENNAN Colin
62:08	Sub. No. 2 off		USA	13	CUNNINGHAM Remco
62:12	Sub. No. 10 off		AHO	9	CHRISTIAANS Bart
62:41	Shot save GK		USA	10	COTA Pat
62:41	Shot miss		USA	1	GINOLFI Jon

Time	Action	Score	Team	No	Player
63:02	Sub. No. 10 off		USA	9	SCALLY Ian
63:40	Shot	1-2	AHO	11	ELSENAAR Ivo
63:40	Sub. No. 11 off		AHO	10	PLANTENGA Wouter
64:16	Yellow card		AHO	9	CHRISTIAANS Bart
65:26	Sub. No. 14 off		AHO	5	HOP Sjors
66:05	Sub. No. 13 off		USA	7	COOLIDGE Nate
66:42	Sub. No. 8 off		USA	10	COTA Pat
66:50	PC		USA		
68:05	Shot PC save		USA	5	HARRIS Pat
68:23	Sub. No. 4 off		AHO	11	ELSENAAR Ivo
68:43	Sub. No. 11 off		USA	2	HOANG Binh

Pool MB Standings

Rank	Teams	P	W	D	L	GF	GA	GD	Pts
1	CHI	2	2	0	0	4	2	+2	6
2	CAN	2	1	1	0	4	2	+2	4
3	AHO	3	1	0	2	3	5	-2	3
4	USA	3	0	1	2	4	6	-2	1

Pool MB Next Round Matches

Teams	Date	Time
CAN vs CHI	20 Jul 2007	17:00

Legend:

%	Conversion Percentage	(C)	Captain	(GK)	Goalkeeper	D	Matches Drawn
FG	Field Goal	G	Green Card	GA	Goals Against	GD	Goal Difference
GF	Goals For	L	Matches Lost	P	Matches Played	PC	Penalty Corner
PS	Penalty Stroke	Pts	Points	R	Red Card	W	Matches Won
Y	Yellow Card						

Match Highlights

Destacques de los partidos / Destaques da partida

CAN - Canada		Final score 2-0	CHI - Chile	
		Weather Conditions	Partly cloudy, 22C, Humidity 80%	
Umpires	GRIME Murray (AUS)	SINGH Amarjit (MAS)	Reserve Umpire	MONTES German (ARG)

Match Statistics

CAN	Goals/Shots				Cards			
	Total	%	FG	PC	PS	G	Y	R
Coach: MENDONCA Louis								
1 PECK Matthew (GK)								
2 MAHOOD Michael (GK)								
3 WRIGHT Anthony								
4 TUPPER Scott								1
6 SCHOLE Marian	0/1	0		0/1				
9 PEREIRA Ken	0/1	0	0/1					
10 FERNANDES Wayne	0/1	0		0/1				
11 SHORT Peter	0/2	0	0/2					
12 JAMESON Dave								
13 SHORT Robert (C)	1/3	33	0/1	1/2				
16 SANDISON Scott	0/1	0	0/1					
17 GRIMES Connor	1/1	100	1/1					
18 WETTLAUFER Paul								
20 DEOL Ranjeev	0/1	0	0/1					
21 KAHLON Ravi	0/1	0	0/1					
24 SINGH Sukhwinder								
Totals	2/12	16	1/8	1/4				1

CHI	Goals/Shots				Cards			
	Total	%	FG	PC	PS	G	Y	R
Coach: CASTRO Alfredo								
1 ANWANDTER Mathias (GK)								
2 KOPPENBERGER Ian								1
4 THIEMANN Gabriel								
5 THIEMANN Alfredo								
6 VOGEL Matias								1
7 KRANZ Esteban								
8 RODRIGUEZ Cristobal								
9 KUHLENTHAL Pablo								
10 MONTEGU Felipe (C)	0/1	0		0/1				
11 AMOROSO Matias								
12 KAPSCH Sebastian								
13 STEIN Alan								1
14 CASANOVA Felipe								1
15 KANNEGIESSER Thomas								
16 SOTOMAYOR Martin								
20 SCAFF Mauro (GK)								
Totals	0/1	0		0/1				2 2

Play by Play

Time	Action	Score	Team	No	Player
First Half					
09:27	Sub. No. 15 off		CHI	12	KAPSCH Sebastian
09:40	Green Card		CHI	2	KOPPENBERGER Ian
09:45	Sub. No. 4 off		CAN	3	WRIGHT Anthony
10:27	Sub. No. 20 off		CAN	24	SINGH Sukhwinder
12:52	Green Card		CHI	14	CASANOVA Felipe
12:59	Sub. No. 11 off		CAN	21	KAHLON Ravi
14:56	Sub. No. 13 off		CHI	9	KUHLENTHAL Pablo
14:59	Sub. No. 14 off		CHI	5	THIERMANN Alfredo
16:05	Sub. No. 24 off		CAN	20	DEOL Ranjeev
18:59	Shot	1-0	CAN	17	GRIMES Connor
19:38	Sub. No. 17 off		CAN	11	SHORT Peter
19:43	Sub. No. 8 off		CHI	14	CASANOVA Felipe
21:55	PC		CAN		
23:13	Shot PC miss		CAN	13	SHORT Robert
23:26	PC		CAN		
23:49	Shot PC save GK		CAN	6	SCHOLE Marian
23:59	Sub. No. 10 off		CHI	6	VOGEL Matias
24:00	Sub. No. 3 off		CAN	4	TUPPER Scott
24:20	Sub. No. 9 off		CHI	13	STEIN Alan
24:28	Sub. No. 12 off		CHI	15	KANNEGIESSER Thomas
25:41	Minor injury		CAN	2	MAHOOD Michael
25:52	Sub. No. 5 off		CHI	10	MONTEGU Felipe
25:55	Sub. No. 7 off		CHI	8	RODRIGUEZ Cristobal
27:11	Shot save		CAN	13	SHORT Robert
28:27	Sub. No. 20 off		CAN	17	GRIMES Connor
29:01	Sub. No. 16 off		CHI	7	KRAINZ Esteban

Time	Action	Score	Team	No	Player
31:01	Sub. No. 21 off		CAN	24	SINGH Sukhwinder
31:52	Sub. No. 4 off		CAN	3	WRIGHT Anthony
31:52	Minor injury		CAN	9	PEREIRA Ken
31:58	Yellow card		CHI	13	STEIN Alan
32:06	Sub. No. 15 off		CHI	12	KAPSCH Sebastian
32:06	Minor injury		CAN	17	GRIMES Connor
32:31	PC		CAN		
32:43	Shot PC save		CAN	10	FERNANDES Wayne
33:00	Yellow card		CHI	6	VOGEL Matias
33:17	Sub. No. 10 off		CHI	16	SOTOMAYOR Martin
33:22	PC		CAN		
33:33	Sub. No. 17 off		CAN	21	KAHLON Ravi
33:55	Sub. No. 12 off		CHI	15	KANNEGIESSER Thomas
Second Half					
35:00	Sub. No. 3 off		CAN	4	TUPPER Scott
35:00	Sub. No. 24 off		CAN	20	DEOL Ranjeev
38:33	Sub. No. 15 off		CHI	12	KAPSCH Sebastian
38:34	Suspension ends		CHI	13	STEIN Alan
39:59	Shot save GK		CAN	21	KAHLON Ravi
40:06	Shot miss		CAN	11	SHORT Peter
40:55	Sub. No. 13 off		CHI	10	MONTEGU Felipe
43:15	Sub. No. 21 off		CAN	17	GRIMES Connor
44:11	Shot save		CAN	9	PEREIRA Ken
46:35	Suspension ends		CHI	6	VOGEL Matias
46:42	Sub. No. 6 off		CHI	13	STEIN Alan
47:19	Sub. No. 12 off		CHI	15	KANNEGIESSER Thomas
48:02	PC		CAN		

Pool MB Standings

Rank	Teams	P	W	D	L	GF	GA	GD	Pts
1	CAN	3	2	1	0	6	2	+4	7
2	CHI	3	2	0	1	4	4	0	6
3	AHO	3	1	0	2	3	5	-2	3
4	USA	3	0	1	2	4	6	-2	1

Legend:

%	Conversion Percentage	(C)	Captain	(GK)	Goalkeeper	D	Matches Drawn
FG	Field Goal	G	Green Card	GA	Goals Against	GD	Goal Difference
GF	Goals For	L	Matches Lost	P	Matches Played	PC	Penalty Corner
PS	Penalty Stroke	Pts	Points	R	Red Card	W	Matches Won
Y	Yellow Card						

Match Highlights

Destaque de los partidos / Destaques da partida

CAN - Canada		Final score 2-0	CHI - Chile	
		Weather Conditions	Partly cloudy, 22C, Humidity 80%	
Umpires	GRIME Murray (AUS)	SINGH Amarjit (MAS)	Reserve Umpire	MONTES German (ARG)

Match Statistics

CAN	Goals/Shots				Cards			
	Total	%	FG	PC	PS	G	Y	R
Coach: MENDONCA Louis								
1 PECK Matthew (GK)								
2 MAHOOD Michael (GK)								
3 WRIGHT Anthony								
4 TUPPER Scott						1		
6 SCHOLE Marian	0/1	0		0/1				
9 PEREIRA Ken	0/1	0	0/1					
10 FERNANDES Wayne	0/1	0		0/1				
11 SHORT Peter	0/2	0	0/2					
12 JAMESON Dave								
13 SHORT Robert (C)	1/3	33	0/1	1/2				
16 SANDISON Scott	0/1	0	0/1					
17 GRIMES Connor	1/1	100	1/1					
18 WETTLAUFER Paul								
20 DEOL Ranjeev	0/1	0	0/1					
21 KAHOLON Ravi	0/1	0	0/1					
24 SINGH Sukhwinder								
Totals	2/12	16	1/8	1/4		1		

CHI	Goals/Shots				Cards			
	Total	%	FG	PC	PS	G	Y	R
Coach: CASTRO Alfredo								
1 ANWANDTER Mathias (GK)								
2 KOPPENBERGER Ian								1
4 THIERMANN Gabriel								
5 THIERMANN Alfredo								
6 VOGEL Matias								1
7 KRAINZ Esteban								
8 RODRIGUEZ Cristobal								
9 KUHLENTAL Pablo								
10 MONTEGU Felipe (C)	0/1	0		0/1				
11 AMOROSO Matias								
12 KAPSCH Sebastian								
13 STEIN Alan								1
14 CASANOVA Felipe								1
15 KANNEGIESSER Thomas								
16 SOTOMAYOR Martin								
20 SCAFF Mauro (GK)								
Totals	0/1	0		0/1		2	2	

Play by Play

Time	Action	Score	Team	No	Player
49:12	Shot PC	2-0	CAN	13	SHORT Robert
49:29	Sub. No. 20 off		CAN	24	SINGH Sukhwinder
49:34	Sub. No. 14 off		CHI	5	THIERMANN Alfredo
51:35	Yellow card		CAN	4	TUPPER Scott
51:43	Sub. No. 24 off		CAN	3	WRIGHT Anthony
53:19	PC		CHI		
54:11	Shot PC save		CHI	10	MONTEGU Felipe
54:53	Sub. No. 4 off		CHI	6	VOGEL Matias
56:33	Sub. No. 8 off		CHI	14	CASANOVA Felipe
58:30	Sub. No. 13 off		CHI	9	KUHLENTAL Pablo

Time	Action	Score	Team	No	Player
58:58	Sub. No. 15 off		CHI	12	KAPSCH Sebastian
60:17	Sub. No. 7 off		CHI	8	RODRIGUEZ Cristobal
60:27	Sub. No. 5 off		CHI	13	STEIN Alan
60:27	Suspension ends		CAN	4	TUPPER Scott
62:32	Sub. No. 4 off		CAN	20	DEOL Ranjeev
64:18	Sub. No. 9 off		CHI	7	KRAINZ Esteban
67:08	Shot save GK		CAN	11	SHORT Peter
68:24	Shot save GK		CAN	20	DEOL Ranjeev
68:48	Shot save GK		CAN	16	SANDISON Scott
68:59	Sub. No. 20 off		CAN	12	JAMESON Dave
69:16	Sub. No. 11 off		CHI	5	THIERMANN Alfredo

Pool MB Standings

Rank	Teams	P	W	D	L	GF	GA	GD	Pts
1	CAN	3	2	1	0	6	2	+4	7
2	CHI	3	2	0	1	4	4	0	6
3	AHO	3	1	0	2	3	5	-2	3
4	USA	3	0	1	2	4	6	-2	1

Legend:

%	Conversion Percentage	(C)	Captain	(GK)	Goalkeeper	D	Matches Drawn
FG	Field Goal	G	Green Card	GA	Goals Against	GD	Goal Difference
GF	Goals For	L	Matches Lost	P	Matches Played	PC	Penalty Corner
PS	Penalty Stroke	Pts	Points	R	Red Card	W	Matches Won
Y	Yellow Card						

Match Highlights

Destaques de los partidos / Destaques da partida

CUB - Cuba		Final score 4-1	USA - United States of America	
Weather Conditions			Sunny, 19C, Humidity 94%	
Umpires	MARCANO Albert (TRI)	WENZ Diego (CHI)	Reserve Umpire	SINGH Amarjit (MAS)

Match Statistics

CUB	Goals/Shots				Cards			
	Total	%	FG	PC	PS	G	Y	R
Coach: STAKEMANN Guillermo								
1 GOMEZ AGUILAR Yoel (GK)								
2 CABRERA C. J (GK)								
3 ABREU ABREU Alexander								
4 SAYAS GONZALEZ Edelbenys								
5 LARRINAGA PEREZ Rolando								
6 PADRON PEREZ Orlando							1	
7 GARCIA HERRERA Lazaro								
8 BARDAJI LOPEZ AL (C)								
9 SARDUY GOMEZ Heriberto	1/4	25	1/4					
10 LEMUS DOMINGUEZ Roberto	1/2	50	1/2					
11 BLANCO H. Y	1/4	25	0/3	1/1				
12 ROJAS SOTOLONGO Yankel								
13 PEREZ PEREZ Yuri	0/1	0	0/1			1		
14 VEITIA ALONSO Yoel	0/1	0	0/1			1		
15 IGLESIAS GOMEZ Eddy								
16 AGUILERA MOLINA Roger	1/3	33	1/3					
Totals	4/15	26	3/14	1/1		2	1	

USA	Goals/Shots				Cards			
	Total	%	FG	PC	PS	G	Y	R
Coach: CONWAY Nick								
1 GINOLFI Jon	0/1	0		0/1				
2 HOANG Binh								
3 SCHLEDORN Brian								
4 HARNER Mick								
5 HARRIS Pat	1/2	50	1/1	0/1				
6 MARTIN Jarred	0/3	0	0/3					
7 COOLIDGE Nate	0/1	0	0/1				1	
8 BHAMBER Rinku								
9 SCALLY Ian								
10 COTA Pat	0/3	0	0/3					
11 COUWENBERGH Remco								
12 NAKAMURA Shawn (C)								
13 CUNNINGHAM Remco								
16 SAEZ Jeb (GK)	0/1	0		0/1				
17 HARRIS Sean	0/2	0	0/1	0/1				
32 WELLINGS Jason (GK)								
Totals	1/13	7	1/9	0/4			1	

Play by Play

Time	Action	Score	Team	No	Player
First Half					
03:00	PC		CUB		
03:39	Shot PC	1-0	CUB	11	BLANCO H. Y
09:29	Sub. No. 2 off		USA	13	CUNNINGHAM Remco
09:38	Shot	2-0	CUB	10	LEMUS DOMINGUEZ R
09:47	Sub. No. 10 off		USA	4	HARNER Mick
12:04	Shot save GK		CUB	13	PEREZ PEREZ Yuri
12:51	Sub. No. 32 off		USA	16	SAEZ Jeb
14:50	Sub. No. 6 off		USA	7	COOLIDGE Nate
17:16	Sub. No. 1 off		USA	2	HOANG Binh
20:03	Shot miss		CUB	14	VEITIA ALONSO Yoel
20:09	Sub. No. 13 off		USA	6	MARTIN Jarred
21:26	Sub. No. 7 off		USA	11	COUWENBERGH Remco
21:33	Sub. No. 9 off		USA	10	COTA Pat
22:46	Sub. No. 11 off		USA	1	GINOLFI Jon
23:16	Shot miss		USA	6	MARTIN Jarred
23:22	Sub. No. 5 off		USA	9	SCALLY Ian
23:50	Sub. No. 12 off		CUB	16	AGUILERA MOLINA Roger
24:06	Shot save GK		USA	10	COTA Pat
24:13	PC		USA		
24:43	Shot PC save		USA	17	HARRIS Sean
24:52	Sub. No. 8 off		USA	11	COUWENBERGH Remco
25:02	Shot save GK		USA	10	COTA Pat
25:09	PC		USA		
25:09	Shot PC save		USA	1	GINOLFI Jon
25:49	Shot PC save GK		USA	16	SAEZ Jeb
25:56	Sub. No. 14 off		CUB	15	IGLESIAS GOMEZ Eddy
26:02	Sub. No. 4 off		USA	5	HARRIS Pat
26:13	Shot save GK		CUB	10	LEMUS DOMINGUEZ R
26:52	Sub. No. 2 off		USA	7	COOLIDGE Nate
28:36	Sub. No. 3 off		CUB	5	LARRINAGA PEREZ Rolando
30:31	Shot save GK		CUB	16	AGUILERA MOLINA Roger
30:54	Shot	3-0	CUB	16	AGUILERA MOLINA Roger

Time	Action	Score	Team	No	Player
31:00	Sub. No. 7 off		USA	13	CUNNINGHAM Remco
31:31	Sub. No. 10 off		USA	4	HARNER Mick
32:45	Sub. No. 6 off		USA	2	HOANG Binh
33:56	Sub. No. 11 off		USA	8	BHAMBER Rinku
Second Half					
35:00	Sub. No. 4 off		USA	10	COTA Pat
35:00	Sub. No. 13 off		USA	6	MARTIN Jarred
35:00	Sub. No. 15 off		CUB	14	VEITIA ALONSO Yoel
35:00	Sub. No. 16 off		CUB	3	ABREU ABREU Alexander
35:00	Sub. No. 5 off		CUB	12	ROJAS SOTOLONGO Y
36:49	Shot save GK		CUB	11	BLANCO H. Y
39:16	Shot	3-1	USA	5	HARRIS Pat
39:41	Sub. No. 2 off		USA	7	COOLIDGE Nate
43:14	Green Card		USA	7	COOLIDGE Nate
43:55	Shot miss		USA	10	COTA Pat
45:25	Sub. No. 10 off		USA	4	HARNER Mick
45:42	Shot save GK		USA	6	MARTIN Jarred
46:28	Sub. No. 6 off		USA	13	CUNNINGHAM Remco
46:34	Sub. No. 12 off		CUB	5	LARRINAGA PEREZ Rolando
46:36	Green Card		CUB	13	PEREZ PEREZ Yuri
46:53	Serious injury		CUB	8	BARDAJI LOPEZ AL
46:53	Sub. No. 8 off		CUB	12	ROJAS SOTOLONGO Y
48:01	Shot miss		CUB	9	SARDUY GOMEZ Heriberto
48:06	Sub. No. 14 off		CUB	15	IGLESIAS GOMEZ Eddy
49:24	Sub. No. 1 off		USA	6	MARTIN Jarred
50:27	Sub. No. 9 off		USA	10	COTA Pat
50:58	Shot save		USA	6	MARTIN Jarred
51:47	Sub. No. 4 off		CUB	16	AGUILERA MOLINA Roger
52:37	Shot no shot		CUB	16	AGUILERA MOLINA Roger
53:03	Sub. No. 4 off		USA	9	SCALLY Ian
53:53	Sub. No. 13 off		USA	1	GINOLFI Jon
53:59	Sub. No. 7 off		USA	2	HOANG Binh
54:09	Shot miss		CUB	11	BLANCO H. Y

Legend:

%	Conversion Percentage	(C)	Captain	(GK)	Goalkeeper	D	Matches Drawn
FG	Field Goal	G	Green Card	GA	Goals Against	GD	Goal Difference
GF	Goals For	L	Matches Lost	P	Matches Played	PC	Penalty Corner
PS	Penalty Stroke	Pts	Points	R	Red Card	W	Matches Won
Y	Yellow Card						



Match Highlights

Destaque de los partidos / Destaques da partida

CUB - Cuba		Final score 4-1	USA - United States of America	
		Weather Conditions	Sunny, 19C, Humidity 94%	
Umpires	MARCANO Albert (TRI)	WENZ Diego (CHI)	Reserve Umpire	SINGH Amarjit (MAS)

Match Statistics

CUB	Goals/Shots				Cards			
	Total	%	FG	PC	PS	G	Y	R
Coach: STAKEMANN Guillermo								
1 GOMEZ AGUILAR Yoel (GK)								
2 CABRERA C. J (GK)								
3 ABREU ABREU Alexander								
4 SAYAS GONZALEZ Edelbenys								
5 LARRINAGA PEREZ Rolando								
6 PADRON PEREZ Orlando							1	
7 GARCIA HERRERA Lazaro								
8 BARDAJI LOPEZ AL (C)								
9 SARDUY GOMEZ Heriberto	1/4	25	1/4					
10 LEMUS DOMINGUEZ Roberto	1/2	50	1/2					
11 BLANCO H. Y	1/4	25	0/3	1/1				
12 ROJAS SOTOLONGO Yankel								
13 PEREZ PEREZ Yuri	0/1	0	0/1			1		
14 VEITIA ALONSO Yoel	0/1	0	0/1			1		
15 IGLESIAS GOMEZ Eddy								
16 AGUILERA MOLINA Roger	1/3	33	1/3					
Totals	4/15	26	3/14	1/1		2	1	

USA	Goals/Shots				Cards			
	Total	%	FG	PC	PS	G	Y	R
Coach: CONWAY Nick								
1 GINOLFI Jon	0/1	0		0/1				
2 HOANG Binh								
3 SCHLEDORN Brian								
4 HARNER Mick								
5 HARRIS Pat	1/2	50	1/1	0/1				
6 MARTIN Jarred	0/3	0	0/3					
7 COOLIDGE Nate	0/1	0	0/1				1	
8 BHAMBER Rinku								
9 SCALLY Ian								
10 COTA Pat	0/3	0	0/3					
11 COUWENBERGH Remco								
12 NAKAMURA Shawn (C)								
13 CUNNINGHAM Remco								
16 SAEZ Jeb (GK)	0/1	0		0/1				
17 HARRIS Sean	0/2	0	0/1	0/1				
32 WELLINGS Jason (GK)								
Totals	1/13	7	1/9	0/4		1		

Play by Play

Time	Action	Score	Team	No	Player
54:48	Sub. No. 15 off		CUB	14	VEITIA ALONSO Yoel
55:38	Sub. No. 16 off		CUB	6	PADRON PEREZ Orlando
55:54	Shot save GK		CUB	9	SARDUY GOMEZ Heriberto
56:29	Sub. No. 8 off		USA	11	COUWENBERGH Remco
56:36	Shot save GK		CUB	9	SARDUY GOMEZ Heriberto
56:43	Sub. No. 10 off		CUB	4	SAYAS GONZALEZ E
58:28	Shot miss		CUB	11	BLANCO H. Y
58:41	Sub. No. 1 off		USA	13	CUNNINGHAM Remco
58:41	Sub. No. 2 off		USA	7	COOLIDGE Nate
58:50	Green Card		CUB	14	VEITIA ALONSO Yoel
59:51	Shot save GK		USA	7	COOLIDGE Nate
59:54	PC		USA		
60:45	Shot PC save GK		USA	5	HARRIS Pat

Time	Action	Score	Team	No	Player
61:04	Sub. No. 6 off		USA	4	HARNER Mick
61:09	Sub. No. 6 off		CUB	10	LEMUS DOMINGUEZ R
61:41	Sub. No. 14 off		CUB	16	AGUILERA MOLINA Roger
62:22	Sub. No. 7 off		USA	1	GINOLFI Jon
62:49	Sub. No. 13 off		USA	2	HOANG Binh
63:25	Shot save		USA	17	HARRIS Sean
64:11	Sub. No. 11 off		USA	8	BHAMBER Rinku
64:16	Sub. No. 4 off		USA	6	MARTIN Jarred
66:17	Shot	4-1	CUB	9	SARDUY GOMEZ Heriberto
66:34	Sub. No. 13 off		CUB	15	IGLESIAS GOMEZ Eddy
66:40	Sub. No. 2 off		USA	7	COOLIDGE Nate
67:00	Sub. No. 10 off		CUB	6	PADRON PEREZ Orlando
68:34	Yellow card		CUB	6	PADRON PEREZ Orlando

Legend:

%	Conversion Percentage	(C)	Captain	(GK)	Goalkeeper	D	Matches Drawn
FG	Field Goal	G	Green Card	GA	Goals Against	GD	Goal Difference
GF	Goals For	L	Matches Lost	P	Matches Played	PC	Penalty Corner
PS	Penalty Stroke	Pts	Points	R	Red Card	W	Matches Won
Y	Yellow Card						

Match Highlights

Destaque de los partidos / Destaques da partida

AHO - Netherlands Antilles		Final score 8-0	BRA - Brazil	
		Weather Conditions	Sky Clear,26C, Humidity 93%	
Umpires	AARON Saleem (USA)	LOPEZ RAMOS Daniel (URU)	Reserve Umpire	SINGH Amarjit (MAS)

Match Statistics

AHO	Goals/Shots				Cards			
	Total	%	FG	PC	PS	G	Y	R
Coach: van der STRUIJK Michael								
1 VISMANS Daan (GK)								
2 BUREMA Niels								
3 RIJSEMUS Bert								
4 van de BRAAK Tjerk	1/2	50	1/2					
5 HOP Sjors	2/4	50	2/4					
6 VISSCHER Arnout	0/1	0	0/1					
7 PEREIRA Raymundo	1/1	100		1/1				
8 PELS Laurens	0/3	0	0/2	0/1				
9 CHRISTIAANS Bart	1/3	33	1/2	0/1				
10 PLANTENGA Wouter (C)								
11 ELSENAAR Ivo	1/3	33	1/2	0/1				
12 MACLENNAN Colin								
13 KOLEN Thomas (GK)								
14 HARDEMAN Gijs	1/6	16	1/6					
15 JOBSIS Alexander								1
18 BRAAKSMA Janiek	1/3	33		1/3				
Totals	8/26	30	6/19	2/7				1

BRA	Goals/Shots				Cards			
	Total	%	FG	PC	PS	G	Y	R
Coach: LEMOS Leonardo								
1 TATARA Daniel (GK)								
2 CALDAS da CUNHA Alexandre								
3 ZENARI DOS SANTOS Thiago								
4 HOCK Oliver (C)	0/3	0		0/3				
5 MOTTA Afonso Francisco								
6 BELLONI Alexandre	0/1	0	0/1					
7 HOCK Guido								1
8 RIBEIRO Luiz Henrique								
9 CAMINHA JUNIOR Luciano								
10 ALVES Daniel	0/1	0	0/1					1
11 KENNETH Hugo								
12 ORSO Cassio Eduardo (GK)								
13 GAMA LIMA Francisco Jose								
14 ALBA Willian	0/2	0	0/1	0/1				
15 DE OLIVEIRA Bruno Jorge								
16 DE PAULA FELIPE Augusto	0/1	0	0/1					
Totals	0/8	0	0/4	0/4				2

Play by Play

Time	Action	Score	Team	No	Player
First Half					
05:47	Sub. No. 10 off		AHO	2	BUREMA Niels
05:59	Shot	1-0	AHO	11	ELSENAAR Ivo
09:29	Shot save GK		AHO	14	HARDEMAN Gijs
09:48	Sub. No. 14 off		AHO	5	HOP Sjors
13:00	Sub. No. 1 off		AHO	13	KOLEN Thomas
13:55	Sub. No. 11 off		AHO	9	CHRISTIAANS Bart
14:50	Green Card		BRA	10	ALVES Daniel
14:59	Sub. No. 8 off		AHO	7	PEREIRA Raymundo
15:29	Sub. No. 11 off		BRA	9	CAMINHA JUNIOR Luciano
15:30	Sub. No. 10 off		BRA	2	CALDAS da CUNHA A
15:37	Sub. No. 7 off		BRA	8	RIBEIRO Luiz Henrique
15:43	Sub. No. 4 off		AHO	14	HARDEMAN Gijs
15:51	Shot	2-0	AHO	5	HOP Sjors
16:36	PC		AHO		
17:37	Shot PC save		AHO	18	BRAAKSMA Janiek
18:21	Sub. No. 15 off		BRA	10	ALVES Daniel
20:52	Sub. No. 16 off		BRA	11	KENNETH Hugo
21:12	Shot miss		AHO	14	HARDEMAN Gijs
22:17	PC		AHO		
23:00	Shot save GK		AHO	9	CHRISTIAANS Bart
23:17	Shot save GK		AHO	14	HARDEMAN Gijs
24:01	Sub. No. 5 off		AHO	4	van de BRAAK Tjerk
24:35	PC		BRA		
25:30	Shot PC save GK		BRA	4	HOCK Oliver
25:34	Sub. No. 8 off		BRA	15	DE OLIVEIRA Bruno Jorge
25:41	Sub. No. 6 off		AHO	8	PELS Laurens
26:06	Shot save GK		BRA	14	ALBA Willian
26:11	PC		BRA		
26:23	Shot PC save GK		BRA	4	HOCK Oliver
26:28	PC		BRA		
26:53	Shot PC save		BRA	4	HOCK Oliver
28:24	Sub. No. 9 off		AHO	11	ELSENAAR Ivo

Time	Action	Score	Team	No	Player
29:35	Sub. No. 11 off		BRA	16	DE PAULA FELIPE Augusto
30:38	PC		AHO		
30:40	Shot PC save GK		AHO	18	BRAAKSMA Janiek
30:42	Shot PC save		AHO	9	CHRISTIAANS Bart
30:45	Shot PC	3-0	AHO	7	PEREIRA Raymundo
31:50	Sub. No. 14 off		BRA	7	HOCK Guido
31:59	Green Card		AHO	15	JOBSIS Alexander
32:03	Sub. No. 12 off		AHO	6	VISSCHER Arnout
33:12	Shot miss		BRA	16	DE PAULA FELIPE Augusto
Second Half					
35:00	Sub. No. 15 off		AHO	10	PLANTENGA Wouter
35:00	Sub. No. 7 off		AHO	12	MACLENNAN Colin
36:35	Shot no shot		AHO	11	ELSENAAR Ivo
39:29	Shot no shot		AHO	14	HARDEMAN Gijs
39:55	Green Card		BRA	7	HOCK Guido
40:18	Sub. No. 2 off		BRA	14	ALBA Willian
41:58	Sub. No. 11 off		AHO	5	HOP Sjors
43:08	Shot	4-0	AHO	4	van de BRAAK Tjerk
44:03	Sub. No. 9 off		BRA	8	RIBEIRO Luiz Henrique
44:06	Sub. No. 7 off		BRA	11	KENNETH Hugo
44:27	Sub. No. 14 off		AHO	9	CHRISTIAANS Bart
44:48	Sub. No. 10 off		BRA	2	CALDAS da CUNHA A
45:40	Shot	5-0	AHO	9	CHRISTIAANS Bart
46:16	Minor injury		BRA	4	HOCK Oliver
48:33	Sub. No. 8 off		AHO	7	PEREIRA Raymundo
49:27	Sub. No. 16 off		BRA	10	ALVES Daniel
49:30	Sub. No. 8 off		BRA	9	CAMINHA JUNIOR Luciano
49:45	Shot miss		AHO	5	HOP Sjors
51:48	Sub. No. 4 off		AHO	14	HARDEMAN Gijs
52:14	Shot	6-0	AHO	14	HARDEMAN Gijs
52:28	Sub. No. 15 off		BRA	13	GAMA LIMA Francisco Jose
52:33	Sub. No. 2 off		BRA	16	DE PAULA FELIPE Augusto
55:16	Shot save GK		AHO	14	HARDEMAN Gijs

Legend:

%	Conversion Percentage	(C)	Captain	(GK)	Goalkeeper	D	Matches Drawn
FG	Field Goal	G	Green Card	GA	Goals Against	GD	Goal Difference
GF	Goals For	L	Matches Lost	P	Matches Played	PC	Penalty Corner
PS	Penalty Stroke	Pts	Points	R	Red Card	W	Matches Won
Y	Yellow Card						

Match Highlights

Destques de los partidos / Destaques da partida

AHO - Netherlands Antilles		Final score 8-0		BRA - Brazil	
Weather Conditions				Sky Clear,26C, Humidity 93%	
Umpires	AARON Saleem (USA)	LOPEZ RAMOS Daniel (URU)	Reserve Umpire	SINGH Amarjit (MAS)	

Match Statistics

AHO	Goals/Shots				Cards			
	Total	%	FG	PC	PS	G	Y	R
Coach: van der STRUIJK Michael								
1 VISMANS Daan (GK)								
2 BUREMA Niels								
3 RIJSEMUS Bert								
4 van de BRAAK Tjerk	1/2	50	1/2					
5 HOP Sjors	2/4	50	2/4					
6 VISSCHER Arnout	0/1	0	0/1					
7 PEREIRA Raymundo	1/1	100		1/1				
8 PELS Laurens	0/3	0	0/2	0/1				
9 CHRISTIAANS Bart	1/3	33	1/2	0/1				
10 PLANTENGA Wouter (C)								
11 ELSENAAR Ivo	1/3	33	1/2	0/1				
12 MACLENNAN Colin								
13 KOLEN Thomas (GK)								
14 HARDEMAN Gijs	1/6	16	1/6					
15 JOBSIS Alexander								1
18 BRAAKSMA Janiek	1/3	33		1/3				
Totals	8/26	30	6/19	2/7				1

BRA	Goals/Shots				Cards			
	Total	%	FG	PC	PS	G	Y	R
Coach: LEMOS Leonardo								
1 TATARA Daniel (GK)								
2 CALDAS da CUNHA Alexandre								
3 ZENARI DOS SANTOS Thiago								
4 HOCK Oliver (C)	0/3	0		0/3				
5 MOTTA Afonso Francisco								
6 BELLONI Alexandre	0/1	0	0/1					1
7 HOCK Guido								
8 RIBEIRO Luiz Henrique								
9 CAMINHA JUNIOR Luciano								
10 ALVES Daniel	0/1	0	0/1					1
11 KENNETH Hugo								
12 ORSO Cassio Eduardo (GK)								
13 GAMA LIMA Francisco Jose								
14 ALBA Willian	0/2	0	0/1	0/1				
15 DE OLIVEIRA Bruno Jorge								
16 DE PAULA FELIPE Augusto	0/1	0	0/1					
Totals	0/8	0	0/4	0/4				2

Play by Play

Time	Action	Score	Team	No	Player
55:25	Shot miss		AHO	6	VISSCHER Arnout
55:27	PC		AHO		
56:49	Sub. No. 5 off		AHO	11	ELSENAAR Ivo
57:13	PC		AHO		
58:03	Shot PC miss		AHO	11	ELSENAAR Ivo
58:10	PC		AHO		
58:32	Shot PC	7-0	AHO	18	BRAAKSMA Janiek
58:47	Sub. No. 12 off		AHO	4	van de BRAAK Tjerk
60:45	Shot save		BRA	10	ALVES Daniel
60:49	PC		BRA		
61:18	Shot PC miss		BRA	14	ALBA Willian
62:43	Sub. No. 9 off		BRA	7	HOCK Guido

Time	Action	Score	Team	No	Player
63:27	Sub. No. 7 off		AHO	8	PELS Laurens
64:08	Sub. No. 14 off		AHO	5	HOP Sjors
64:48	Shot save GK		AHO	5	HOP Sjors
65:20	Shot save GK		AHO	4	van de BRAAK Tjerk
65:27	Shot	8-0	AHO	5	HOP Sjors
66:08	Minor injury		BRA	4	HOCK Oliver
66:47	Shot save		AHO	8	PELS Laurens
66:51	PC		AHO		
67:06	Shot PC save GK		AHO	8	PELS Laurens
67:16	Sub. No. 2 off		AHO	15	JOBSIS Alexander
67:36	Shot save GK		AHO	8	PELS Laurens
67:50	Shot no shot		BRA	6	BELLONI Alexandre

Legend:

%	Conversion Percentage	(C)	Captain	(GK)	Goalkeeper	D	Matches Drawn
FG	Field Goal	G	Green Card	GA	Goals Against	GD	Goal Difference
GF	Goals For	L	Matches Lost	P	Matches Played	PC	Penalty Corner
PS	Penalty Stroke	Pts	Points	R	Red Card	W	Matches Won
Y	Yellow Card						

Match Highlights

Destaque de los partidos / Destaques da partida

ARG - Argentina		Final score 5-2	CHI - Chile	
		Weather Conditions	Sunny,26C, Humidity 51%	
Umpires	PUTRA Sumesh (CAN)	SOTERIADES Gus (USA)	Reserve Umpire	PEÑA Raul (CUB)

Match Statistics

ARG	Goals/Shots				Cards			
	Total	%	FG	PC	PS	G	Y	R
Coach: VIGIL Sergio Roberto								
1 VIVALDI Juan Manuel (GK)								
2 GILARDI Juan Ignacio								
5 IBARRA Pedro								
6 CHAO Mariano Rodolfo (GK)								
7 ALMADA Mario Nicolas (C)	1/2	50	1/2					
8 REY Lucas Martin	1/1	100	1/1					
9 VILA Rodrigo Nicolas	1/2	50	1/2					
12 VILA Lucas								
13 LOMBI Jorge Maximiliano	2/4	50	1/2	1/2				
14 ZILBERBERG Fernando Oscar	0/1	0	0/1					
17 PAREDES Matias Enrique								
20 ARGENTO Tomas	0/1	0	0/1					
22 REY Matias								
24 ARGENTO Lucas	0/1	0	0/1			1		
27 ROSSI Lucas Rafael								
31 BERGNER Ricardo Oscar								
Totals	5/12	41	4/10	1/2		1		

CHI	Goals/Shots				Cards			
	Total	%	FG	PC	PS	G	Y	R
Coach: CASTRO Alfredo								
1 ANWANDTER Mathias (GK)								
2 KOPPENBERGER Ian								
4 THIERMANN Gabriel							1	
5 THIERMANN Alfredo								
6 VOGEL Matias								
7 KRAINZ Esteban	0/1	0		0/1				
8 RODRIGUEZ Cristobal							1	
9 KUHLENTHAL Pablo	1/2	50	0/1	1/1				
10 MONTEGU Felipe (C)	1/1	100		1/1				
11 AMOROSO Matias								
12 KAPSCH Sebastian								
13 STEIN Alan								
14 CASANOVA Felipe								
15 KANNEGIESSER Thomas								
16 SOTOMAYOR Martin								
20 SCAFF Mauro (GK)								
Totals	2/4	50	0/1	2/3		1	1	

Play by Play

Time	Action	Score	Team	No	Player
First Half					
02:06	Shot	1-0	ARG	13	LOMBI Jorge Maximiliano
09:56	Sub. No. 14 off		CHI	16	SOTOMAYOR Martin
10:24	Sub. No. 8 off		CHI	5	THIERMANN Alfredo
11:08	Sub. No. 15 off		CHI	12	KAPSCH Sebastian
11:11	Shot miss		ARG	7	ALMADA Mario Nicolas
11:25	Sub. No. 7 off		ARG	20	ARGENTO Tomas
12:36	Sub. No. 13 off		CHI	9	KUHLENTHAL Pablo
14:55	PC		ARG		
14:58	Serious injury		CHI	2	KOPPENBERGER Ian
14:58	PC		ARG		
15:03	Shot PC save GK		ARG	13	LOMBI Jorge Maximiliano
15:13	Sub. No. 10 off		CHI	15	KANNEGIESSER Thomas
15:20	Sub. No. 2 off		CHI	14	CASANOVA Felipe
15:45	Sub. No. 9 off		ARG	24	ARGENTO Lucas
15:51	Sub. No. 13 off		ARG	12	VILA Lucas
16:01	Sub. No. 5 off		CHI	8	RODRIGUEZ Cristobal
16:29	Sub. No. 17 off		ARG	27	ROSSI Lucas Rafael
17:58	Sub. No. 9 off		CHI	13	STEIN Alan
18:03	Sub. No. 7 off		CHI	5	THIERMANN Alfredo
20:13	Sub. No. 5 off		CHI	7	KRAINZ Esteban
20:21	Sub. No. 12 off		CHI	10	MONTEGU Felipe
21:38	Green Card		ARG	24	ARGENTO Lucas
21:48	Sub. No. 8 off		ARG	17	PAREDES Matias Enrique
22:11	Sub. No. 11 off		CHI	2	KOPPENBERGER Ian
22:49	Sub. No. 14 off		ARG	7	ALMADA Mario Nicolas
23:06	Shot save GK		ARG	20	ARGENTO Tomas
26:17	Sub. No. 20 off		ARG	9	VILA Rodrigo Nicolas
26:21	Sub. No. 15 off		CHI	12	KAPSCH Sebastian
26:25	Sub. No. 13 off		CHI	9	KUHLENTHAL Pablo
27:03	Shot save GK		ARG	9	VILA Rodrigo Nicolas
27:23	Sub. No. 14 off		CHI	5	THIERMANN Alfredo
27:40	Sub. No. 12 off		ARG	13	LOMBI Jorge Maximiliano

Time	Action	Score	Team	No	Player
28:10	Shot	2-0	ARG	9	VILA Rodrigo Nicolas
28:33	Sub. No. 16 off		CHI	11	AMOROSO Matias
28:37	Sub. No. 7 off		ARG	20	ARGENTO Tomas
28:43	Sub. No. 27 off		ARG	8	REY Lucas Martin
30:46	Shot no shot		CHI	9	KUHLENTHAL Pablo
31:29	Sub. No. 9 off		CHI	13	STEIN Alan
31:55	Sub. No. 9 off		ARG	14	ZILBERBERG FO
32:37	Shot save		ARG	14	ZILBERBERG FO
32:53	Sub. No. 5 off		CHI	14	CASANOVA Felipe
33:43	Minor injury		CHI	4	THIERMANN Gabriel
Second Half					
35:00	Sub. No. 13 off		ARG	7	ALMADA Mario Nicolas
35:00	Sub. No. 24 off		ARG	9	VILA Rodrigo Nicolas
35:00	Sub. No. 20 off		ARG	12	VILA Lucas
35:00	Sub. No. 12 off		CHI	15	KANNEGIESSER Thomas
40:35	Sub. No. 7 off		ARG	13	LOMBI Jorge Maximiliano
40:39	Sub. No. 12 off		ARG	20	ARGENTO Tomas
41:37	PC		CHI		
42:31	Shot PC	2-1	CHI	10	MONTEGU Felipe
42:49	Sub. No. 14 off		ARG	24	ARGENTO Lucas
44:24	Shot no shot		ARG	13	LOMBI Jorge Maximiliano
45:29	Sub. No. 9 off		ARG	27	ROSSI Lucas Rafael
45:38	Sub. No. 15 off		CHI	12	KAPSCH Sebastian
46:13	Sub. No. 14 off		CHI	16	SOTOMAYOR Martin
46:23	Sub. No. 10 off		CHI	5	THIERMANN Alfredo
46:27	PC		ARG		
46:49	Shot PC	3-1	ARG	13	LOMBI Jorge Maximiliano
47:07	Sub. No. 13 off		CHI	9	KUHLENTHAL Pablo
48:06	Minor injury		ARG	17	PAREDES Matias Enrique
48:12	Sub. No. 17 off		ARG	7	ALMADA Mario Nicolas
50:09	Sub. No. 5 off		CHI	15	KANNEGIESSER Thomas
50:55	Sub. No. 7 off		CHI	14	CASANOVA Felipe
51:09	PC		CHI		

Legend:

%	Conversion Percentage	(C)	Captain	(GK)	Goalkeeper	D	Matches Drawn
FG	Field Goal	G	Green Card	GA	Goals Against	GD	Goal Difference
GF	Goals For	L	Matches Lost	P	Matches Played	PC	Penalty Corner
PS	Penalty Stroke	Pts	Points	R	Red Card	W	Matches Won
Y	Yellow Card						



Match Highlights

Destaque de los partidos / Destaques da partida

ARG - Argentina		Final score 5-2	CHI - Chile	
		Weather Conditions	Sunny, 26C, Humidity 51%	
Umpires	PUTRA Sumesh (CAN)	SOTERIADES Gus (USA)	Reserve Umpire	PEÑA Raul (CUB)

Match Statistics

ARG	Goals/Shots				Cards			
	Total	%	FG	PC	PS	G	Y	R
Coach: VIGIL Sergio Roberto								
1 VIVALDI Juan Manuel (GK)								
2 GILARDI Juan Ignacio								
5 IBARRA Pedro								
6 CHAO Mariano Rodolfo (GK)								
7 ALMADA Mario Nicolas (C)	1/2	50		1/2				
8 REY Lucas Martin	1/1	100		1/1				
9 VILA Rodrigo Nicolas	1/2	50		1/2				
12 VILA Lucas								
13 LOMBI Jorge Maximiliano	2/4	50		1/2	1/2			
14 ZILBERBERG Fernando Oscar	0/1	0		0/1				
17 PAREDES Matias Enrique								
20 ARGENTO Tomas	0/1	0		0/1				
22 REY Matias								
24 ARGENTO Lucas	0/1	0		0/1			1	
27 ROSSI Lucas Rafael								
31 BERGNER Ricardo Oscar								
Totals	5/12	41	4/10	1/2		1		

CHI	Goals/Shots				Cards			
	Total	%	FG	PC	PS	G	Y	R
Coach: CASTRO Alfredo								
1 ANWANDTER Mathias (GK)								
2 KOPPENBERGER Ian								
4 THIERMANN Gabriel							1	
5 THIERMANN Alfredo								
6 VOGEL Matias								
7 KRAINZ Esteban	0/1	0		0/1				
8 RODRIGUEZ Cristobal							1	
9 KUHLENTAL Pablo	1/2	50	0/1	1/1				
10 MONTEGU Felipe (C)	1/1	100		1/1				
11 AMOROSO Matias								
12 KAPSCH Sebastian								
13 STEIN Alan								
14 CASANOVA Felipe								
15 KANNEGIESSER Thomas								
16 SOTOMAYOR Martin								
20 SCAFF Mauro (GK)								
Totals	2/4	50	0/1	2/3		1	1	

Play by Play

Time	Action	Score	Team	No	Player
51:52	Shot PC	3-2	CHI	9	KUHLENTAL Pablo
52:10	Sub. No. 12 off		CHI	10	MONTEGU Felipe
53:25	Sub. No. 9 off		CHI	13	STEIN Alan
55:32	Sub. No. 7 off		ARG	9	VILA Rodrigo Nicolas
55:36	Sub. No. 8 off		CHI	7	KRAINZ Esteban
55:43	Sub. No. 13 off		ARG	12	VILA Lucas
55:57	Green Card		CHI	4	THIERMANN Gabriel
57:03	Sub. No. 8 off		ARG	17	PAREDES Matias Enrique
57:50	Sub. No. 14 off		CHI	8	RODRIGUEZ Cristobal
59:23	Sub. No. 15 off		CHI	12	KAPSCH Sebastian
60:58	Sub. No. 13 off		CHI	9	KUHLENTAL Pablo
61:37	Sub. No. 27 off		ARG	8	REY Lucas Martin
61:37	Sub. No. 24 off		ARG	14	ZILBERBERG FO
61:37	Yellow card		CHI	8	RODRIGUEZ Cristobal
61:37	Sub. No. 6 off		CHI	14	CASANOVA Felipe

Time	Action	Score	Team	No	Player
63:41	Sub. No. 9 off		CHI	13	STEIN Alan
64:27	Sub. No. 12 off		CHI	15	KANNEGIESSER Thomas
65:17	Sub. No. 12 off		ARG	27	ROSSI Lucas Rafael
65:40	Sub. No. 20 off		ARG	24	ARGENTO Lucas
65:45	Shot	4-2	ARG	8	REY Lucas Martin
66:16	Sub. No. 17 off		ARG	13	LOMBI Jorge Maximiliano
66:31	Sub. No. 9 off		ARG	7	ALMADA Mario Nicolas
66:56	Suspension ends		CHI	8	RODRIGUEZ Cristobal
67:35	Shot	5-2	ARG	7	ALMADA Mario Nicolas
67:47	Sub. No. 11 off		CHI	6	VOGEL Matias
68:00	Sub. No. 10 off		CHI	5	THIERMANN Alfredo
68:54	Shot save GK		ARG	24	ARGENTO Lucas
69:03	Sub. No. 13 off		CHI	12	KAPSCH Sebastian
69:40	PC		CHI		
70:00	Shot PC miss		CHI	7	KRAINZ Esteban

Legend:

%	Conversion Percentage	(C)	Captain	(GK)	Goalkeeper	D	Matches Drawn
FG	Field Goal	G	Green Card	GA	Goals Against	GD	Goal Difference
GF	Goals For	L	Matches Lost	P	Matches Played	PC	Penalty Corner
PS	Penalty Stroke	Pts	Points	R	Red Card	W	Matches Won
Y	Yellow Card						

Match Highlights

Destaque de los partidos / Destaques da partida

CAN - Canada		Final score 4-3, AET	TRI - Trinidad & Tobago	
		Weather Conditions	Sunny,26C, Humidity 51%	
Umpires	GRIME Murray (AUS)	MONTES German (ARG)	Reserve Umpire	PEÑA Raul (CUB)

Match Statistics

CAN	Goals/Shots				Cards			
	Total	%	FG	PC	PS	G	Y	R
Coach: MENDONCA Louis								
1 PECK Matthew (GK)								
2 MAHOOD Michael (GK)								
3 WRIGHT Anthony	0/1	0	0/1					
4 TUPPER Scott								
6 SCHOLE Marian	0/3	0	0/3					
9 PEREIRA Ken	0/1	0		0/1		1		
10 FERNANDES Wayne	2/6	33		2/6				
11 SHORT Peter	0/1	0	0/1					
12 JAMESON Dave								
13 SHORT Robert (C)	0/1	0	0/1					
16 SANDISON Scott								
17 GRIMES Connor	0/5	0	0/5					
18 WETTLAUFER Paul								
20 DEOL Ranjeev	1/1	100	1/1					
21 KAHLON Ravi								
24 SINGH Sukhwinder	1/3	33	1/2	0/1				
Totals	4/22	18	2/14	2/8		1		

TRI	Goals/Shots				Cards			
	Total	%	FG	PC	PS	G	Y	R
Coach: HAANTJES Rob								
1 FRANCIS Glen (GK)								
2 ROCKE Andrey (GK)								
3 TOUSSAINT Akim								
4 HENDERSON Alan								
5 MURRAY Kiel								
6 ECCLES Solomon	0/1	0		0/1		1		
7 BROWNE Kwanwayne (C)	0/1	0		0/1				
8 PROVIDENCE Nigel								
9 WHITTINGTON Atiba								
10 LEGERTON Wayne	3/3	100	2/2	1/1		1		
11 GILKES Dillet								
12 WREN Nicholas	0/1	0	0/1					
13 QUAN CHAN Dwain	0/1	0	0/1				1	
14 COWIE Darren	0/1	0	0/1					
15 SCIPIO Christopher								
16 TANG NIAN Mathew								
Totals	3/8	37	2/5	1/3		2	1	

Play by Play

Time	Action	Score	Team	No	Player
First Half					
04:34	Shot miss		CAN	17	GRIMES Connor
06:49	Sub. No. 20 off		CAN	21	KAHLON Ravi
06:58	Shot	0-1	TRI	10	LEGERTON Wayne
06:59	Sub. No. 5 off		TRI	12	WREN Nicholas
06:59	Sub. No. 3 off		TRI	15	SCIPIO Christopher
07:20	Shot save GK		CAN	17	GRIMES Connor
07:42	Shot miss		CAN	17	GRIMES Connor
09:09	PC		TRI		
09:56	Shot PC	0-2	TRI	10	LEGERTON Wayne
10:15	Sub. No. 11 off		TRI	5	MURRAY Kiel
11:40	Shot save		TRI	13	QUAN CHAN Dwain
12:23	Green Card		TRI	10	LEGERTON Wayne
12:30	Sub. No. 11 off		CAN	24	SINGH Sukhwinder
12:33	Sub. No. 10 off		TRI	3	TOUSSAINT Akim
15:52	Shot PC save GK		TRI	7	BROWNE Kwanwayne
15:59	Sub. No. 15 off		TRI	16	TANG NIAN Mathew
16:56	Sub. No. 12 off		TRI	11	GILKES Dillet
17:00	Sub. No. 9 off		TRI	10	LEGERTON Wayne
17:49	Sub. No. 4 off		CAN	3	WRIGHT Anthony
17:55	Sub. No. 6 off		CAN	11	SHORT Peter
18:09	Shot	1-2	CAN	24	SINGH Sukhwinder
19:58	PC		CAN		
20:40	Green Card		TRI	6	ECCLES Solomon
21:34	PC		TRI		
22:24	Shot PC miss		TRI	6	ECCLES Solomon
23:06	Shot save GK		CAN	3	WRIGHT Anthony
23:11	PC		CAN		
23:51	Shot PC save GK		CAN	10	FERNANDES Wayne
23:51	Shot PC miss		CAN	9	PEREIRA Ken
23:59	Yellow card		CAN	9	PEREIRA Ken
24:24	Sub. No. 24 off		CAN	6	SCHOLE Marian
25:09	Sub. No. 3 off		TRI	9	WHITTINGTON Atiba

Time	Action	Score	Team	No	Player
25:26	Minor injury		TRI	14	COWIE Darren
25:49	Sub. No. 16 off		TRI	15	SCIPIO Christopher
25:58	Sub. No. 5 off		TRI	12	WREN Nicholas
26:01	Sub. No. 14 off		TRI	16	TANG NIAN Mathew
26:27	Sub. No. 21 off		CAN	20	DEOL Ranjeev
30:47	Shot miss		CAN	17	GRIMES Connor
31:18	Sub. No. 16 off		TRI	14	COWIE Darren
31:28	Shot save		CAN	6	SCHOLE Marian
31:59	Sub. No. 17 off		CAN	21	KAHLON Ravi
32:00	Suspension ends		CAN	9	PEREIRA Ken
Second Half					
35:00	Sub. No. 20 off		CAN	4	TUPPER Scott
35:00	Sub. No. 3 off		CAN	17	GRIMES Connor
35:00	Sub. No. 21 off		CAN	24	SINGH Sukhwinder
35:00	Sub. No. 15 off		TRI	3	TOUSSAINT Akim
36:00	Sub. No. 4 off		TRI	8	PROVIDENCE Nigel
36:13	PC		CAN		
36:42	Shot PC	2-2	CAN	10	FERNANDES Wayne
40:17	Sub. No. 24 off		CAN	21	KAHLON Ravi
42:10	Sub. No. 8 off		TRI	4	HENDERSON Alan
42:15	Sub. No. 10 off		TRI	15	SCIPIO Christopher
42:48	Sub. No. 3 off		TRI	16	TANG NIAN Mathew
43:42	Shot save GK		CAN	17	GRIMES Connor
43:57	PC		CAN		
44:29	Shot PC save GK		CAN	10	FERNANDES Wayne
45:16	Sub. No. 9 off		TRI	10	LEGERTON Wayne
45:38	Sub. No. 4 off		TRI	5	MURRAY Kiel
46:13	Sub. No. 11 off		CAN	20	DEOL Ranjeev
47:43	PC		CAN		
48:26	Shot PC save		CAN	10	FERNANDES Wayne
48:47	Sub. No. 21 off		CAN	24	SINGH Sukhwinder
50:10	Shot	3-2	CAN	20	DEOL Ranjeev
50:10	Sub. No. 10 off		TRI	3	TOUSSAINT Akim

Legend:

%	Conversion Percentage	(C)	Captain	(GK)	Goalkeeper	D	Matches Drawn
FG	Field Goal	G	Green Card	GA	Goals Against	GD	Goal Difference
GF	Goals For	L	Matches Lost	P	Matches Played	PC	Penalty Corner
PS	Penalty Stroke	Pts	Points	R	Red Card	W	Matches Won
Y	Yellow Card						



Match Highlights

Destaque de los partidos / Destaques da partida

CAN - Canada		Final score 4-3, AET	TRI - Trinidad & Tobago	
		Weather Conditions	Sunny, 26C, Humidity 51%	
Umpires	GRIME Murray (AUS)	MONTES German (ARG)	Reserve Umpire	PEÑA Raul (CUB)

Match Statistics

CAN	Goals/Shots				Cards			
	Total	%	FG	PC	PS	G	Y	R
Coach: MENDONCA Louis								
1 PECK Matthew (GK)								
2 MAHOOD Michael (GK)								
3 WRIGHT Anthony	0/1	0	0/1					
4 TUPPER Scott								
6 SCHOLE Marian	0/3	0	0/3					
9 PEREIRA Ken	0/1	0		0/1		1		
10 FERNANDES Wayne	2/6	33		2/6				
11 SHORT Peter	0/1	0	0/1					
12 JAMESON Dave								
13 SHORT Robert (C)	0/1	0	0/1					
16 SANDISON Scott								
17 GRIMES Connor	0/5	0	0/5					
18 WETTLAUFER Paul								
20 DEOL Ranjeev	1/1	100	1/1					
21 KAHLON Ravi								
24 SINGH Sukhwinder	1/3	33	1/2	0/1				
Totals	4/22	18	2/14	2/8		1		

TRI	Goals/Shots				Cards			
	Total	%	FG	PC	PS	G	Y	R
Coach: HAANTJES Rob								
1 FRANCIS Glen (GK)								
2 ROCKE Andrey (GK)								
3 TOUSSAINT Akim								
4 HENDERSON Alan								
5 MURRAY Kiel								
6 ECCLES Solomon	0/1	0		0/1		1		
7 BROWNE Kwanwayne (C)	0/1	0		0/1				
8 PROVIDENCE Nigel								
9 WHITTINGTON Atiba								
10 LEGERTON Wayne	3/3	100	2/2	1/1		1		
11 GILKES Dillet								
12 WREN Nicholas	0/1	0	0/1					
13 QUAN CHAN Dwain	0/1	0	0/1				1	
14 COWIE Darren	0/1	0	0/1					
15 SCIPIO Christopher								
16 TANG NIAN Mathew								
Totals	3/8	37	2/5	1/3		2	1	

Play by Play

Time	Action	Score	Team	No	Player
50:14	Sub. No. 11 off		TRI	4	HENDERSON Alan
50:18	Sub. No. 15 off		TRI	9	WHITTINGTON Atiba
52:40	Sub. No. 17 off		CAN	21	KAHLON Ravi
53:06	Sub. No. 20 off		CAN	11	SHORT Peter
54:05	Shot	3-3	TRI	10	LEGERTON Wayne
54:05	Sub. No. 4 off		CAN	3	WRIGHT Anthony
54:10	Sub. No. 12 off		TRI	11	GILKES Dillet
55:23	Shot no shot		CAN	6	SCHOLE Marian
56:00	Sub. No. 21 off		CAN	17	GRIMES Connor
56:04	Yellow card		TRI	13	QUAN CHAN Dwain
56:39	Shot save GK		CAN	13	SHORT Robert
57:55	Shot miss		TRI	14	COWIE Darren
59:43	Sub. No. 3 off		TRI	12	WREN Nicholas
59:53	Sub. No. 16 off		TRI	10	LEGERTON Wayne
60:03	Shot save GK		TRI	12	WREN Nicholas
60:46	Sub. No. 17 off		CAN	21	KAHLON Ravi
62:15	Shot no shot		CAN	11	SHORT Peter
62:48	Sub. No. 24 off		CAN	20	DEOL Ranjeev
62:52	Sub. No. 4 off		TRI	16	TANG NIAN Mathew
63:55	Suspension ends		TRI	13	QUAN CHAN Dwain

Time	Action	Score	Team	No	Player
64:47	Sub. No. 11 off		TRI	3	TOUSSAINT Akim
64:50	Sub. No. 11 off		CAN	17	GRIMES Connor
68:25	Shot save GK		CAN	6	SCHOLE Marian
69:37	Sub. No. 3 off		TRI	15	SCIPIO Christopher
First Extra Time					
70:00	Sub. No. 20 off		CAN	11	SHORT Peter
70:00	Sub. No. 21 off		CAN	24	SINGH Sukhwinder
72:14	Sub. No. 11 off		TRI	16	TANG NIAN Mathew
74:04	Sub. No. 15 off		TRI	3	TOUSSAINT Akim
74:48	Shot save GK		CAN	24	SINGH Sukhwinder
74:52	PC		CAN		
74:55	Shot PC save GK		CAN	24	SINGH Sukhwinder
75:17	Shot PC save		CAN	10	FERNANDES Wayne
75:30	Sub. No. 24 off		CAN	21	KAHLON Ravi
77:23	Sub. No. 16 off		TRI	11	GILKES Dillet
Second Extra Time					
77:30	Sub. No. 16 off		TRI	11	GILKES Dillet
77:30	Sub. No. 17 off		CAN	20	DEOL Ranjeev
80:20	PC		CAN		
81:00	Shot PC	4-3	CAN	10	FERNANDES Wayne

Legend:

%	Conversion Percentage	(C)	Captain	(GK)	Goalkeeper	D	Matches Drawn
FG	Field Goal	G	Green Card	GA	Goals Against	GD	Goal Difference
GF	Goals For	L	Matches Lost	P	Matches Played	PC	Penalty Corner
PS	Penalty Stroke	Pts	Points	R	Red Card	W	Matches Won
Y	Yellow Card						

Match Highlights

Destaques de los partidos / Destaques da partida

USA - United States of America		Final score 13-0	BRA - Brazil	
		Weather Conditions	Partly cloudy, 22C, Humidity 90%	
Umpires	PEÑA Raul (CUB)	MONTES German (ARG)	Reserve Umpire	SINGH Amarjit (MAS)

Match Statistics

USA	Goals/Shots					Cards		
	Total	%	FG	PC	PS	G	Y	R
Coach: CONWAY Nick								
1 GINOLFI Jon	1/3	33	0/2	1/1				
2 HOANG Binh	1/3	33	0/2	1/1				
3 SCHLEDORN Brian								
4 HARNER Mick	0/1	0	0/1					
5 HARRIS Pat	5/9	55	1/3	4/6				
6 MARTIN Jarred	2/5	40	2/5					
7 COOLIDGE Nate						1		
8 BHAMBER Rinku								
9 SCALLY Ian								
10 COTA Pat	1/1	100	1/1					
11 COUWENBERGH Remco	1/2	50	1/2			1		
12 NAKAMURA Shawn (C)								
13 CUNNINGHAM Remco	1/1	100	1/1					
16 SAEZ Jeb (GK)								
17 HARRIS Sean	1/3	33		1/3				
32 WELLINGS Jason (GK)								
Totals	13/28	46	6/17	7/11		2		

BRA	Goals/Shots					Cards		
	Total	%	FG	PC	PS	G	Y	R
Coach: LEMOS Leonardo								
1 TATARA Daniel (GK)								
2 CALDAS da CUNHA Alexandre								
3 ZENARI DOS SANTOS Thiago								
4 HOCK Oliver (C)								
5 MOTTA Afonso Francisco	0/1	0	0/1					
6 BELLONI Alexandre								
7 HOCK Guido	0/2	0	0/2					
8 RIBEIRO Luiz Henrique								
9 CAMINHA JUNIOR Luciano								
10 ALVES Daniel						1		
11 KENNETH Hugo								
12 ORSO Cassio Eduardo (GK)								
13 GAMA LIMA Francisco Jose								
14 ALBA Willian								
15 DE OLIVEIRA Bruno Jorge								
16 DE PAULA FELIPE Augusto								
Totals	0/3	0	0/3			1		

Play by Play

Time	Action	Score	Team	No	Player
First Half					
02:51	Shot	1-0	USA	10	COTA Pat
04:28	Minor injury		BRA	11	KENNETH Hugo
04:59	Sub. No. 11 off		BRA	7	HOCK Guido
05:13	Shot	2-0	USA	6	MARTIN Jarred
05:34	Sub. No. 2 off		USA	13	CUNNINGHAM Remco
06:41	Shot	3-0	USA	6	MARTIN Jarred
08:44	Sub. No. 1 off		USA	7	COOLIDGE Nate
08:50	Sub. No. 13 off		BRA	3	ZENARI DOS S. T
09:17	Sub. No. 10 off		USA	4	HARNER Mick
11:42	Sub. No. 13 off		USA	11	COUWENBERGH Remco
13:19	Shot	4-0	USA	11	COUWENBERGH Remco
13:42	Sub. No. 9 off		USA	2	HOANG Binh
13:45	Sub. No. 6 off		USA	10	COTA Pat
14:18	Sub. No. 7 off		USA	1	GINOLFI Jon
14:57	Sub. No. 2 off		BRA	9	CAMINHA JUNIOR Luciano
15:58	PC		USA		
16:41	Shot PC	5-0	USA	5	HARRIS Pat
18:48	PC		USA		
19:31	Shot PC save GK		USA	17	HARRIS Sean
19:42	Shot PC	6-0	USA	1	GINOLFI Jon
20:06	Sub. No. 15 off		BRA	2	CALDAS da CUNHA A
20:11	Sub. No. 5 off		USA	9	SCALLY Ian
21:38	Sub. No. 11 off		USA	6	MARTIN Jarred
23:18	PC		USA		
23:54	Shot PC save GK		USA	17	HARRIS Sean
24:14	Sub. No. 4 off		USA	5	HARRIS Pat
25:20	Sub. No. 10 off		BRA	15	DE OLIVEIRA Bruno Jorge
26:26	Shot miss		USA	2	HOANG Binh
27:50	Minor injury		BRA	7	HOCK Guido
28:50	Shot save		USA	1	GINOLFI Jon
28:57	PC		USA		
29:22	Shot PC	7-0	USA	5	HARRIS Pat

Time	Action	Score	Team	No	Player
29:43	Sub. No. 2 off		USA	13	CUNNINGHAM Remco
31:53	PC		USA		
32:34	Shot PC	8-0	USA	5	HARRIS Pat
33:43	Shot	9-0	USA	5	HARRIS Pat
Second Half					
35:00	Sub. No. 3 off		USA	11	COUWENBERGH Remco
35:00	Sub. No. 13 off		USA	2	HOANG Binh
35:01	Sub. No. 12 off		BRA	1	TATARA Daniel
35:56	Shot miss		USA	2	HOANG Binh
36:19	Shot save		USA	11	COUWENBERGH Remco
37:33	Shot miss		USA	6	MARTIN Jarred
37:40	Sub. No. 7 off		BRA	8	RIBEIRO Luiz Henrique
37:44	Sub. No. 15 off		BRA	10	ALVES Daniel
39:52	Sub. No. 2 off		USA	7	COOLIDGE Nate
40:03	Shot no shot		BRA	5	MOTTA Afonso Francisco
41:23	Shot save		USA	6	MARTIN Jarred
41:27	PC		USA		
41:52	Shot PC save		USA	5	HARRIS Pat
42:03	Sub. No. 10 off		USA	4	HARNER Mick
43:54	Sub. No. 6 off		USA	13	CUNNINGHAM Remco
44:47	Green Card		BRA	10	ALVES Daniel
45:24	Sub. No. 14 off		BRA	7	HOCK Guido
45:38	Green Card		USA	7	COOLIDGE Nate
45:38	Sub. No. 2 off		BRA	13	GAMA LIMA Francisco Jose
46:37	Shot no shot		BRA	7	HOCK Guido
47:27	Sub. No. 9 off		USA	10	COTA Pat
48:20	Sub. No. 9 off		BRA	14	ALBA Willian
48:44	Sub. No. 1 off		USA	2	HOANG Binh
49:58	Sub. No. 5 off		BRA	2	CALDAS da CUNHA A
50:49	PC		USA		
51:41	Shot PC save GK		USA	5	HARRIS Pat
51:51	Shot PC	10-0	USA	2	HOANG Binh
52:18	Sub. No. 10 off		BRA	5	MOTTA Afonso Francisco

Legend:

%	Conversion Percentage	(C)	Captain	(GK)	Goalkeeper	D	Matches Drawn
FG	Field Goal	G	Green Card	GA	Goals Against	GD	Goal Difference
GF	Goals For	L	Matches Lost	P	Matches Played	PC	Penalty Corner
PS	Penalty Stroke	Pts	Points	R	Red Card	W	Matches Won
Y	Yellow Card						



Match Highlights

Destaque de los partidos / Destaques da partida

USA - United States of America		Final score 13-0	BRA - Brazil	
		Weather Conditions	Partly cloudy, 22C, Humidity 90%	
Umpires	PEÑA Raul (CUB)	MONTES German (ARG)	Reserve Umpire	SINGH Amarjit (MAS)

Match Statistics

USA	Goals/Shots				Cards			
	Total	%	FG	PC	PS	G	Y	R
Coach: CONWAY Nick								
1 GINOLFI Jon	1/3	33	0/2	1/1				
2 HOANG Binh	1/3	33	0/2	1/1				
3 SCHLEDORN Brian								
4 HARNER Mick	0/1	0	0/1					
5 HARRIS Pat	5/9	55	1/3	4/6				
6 MARTIN Jarred	2/5	40	2/5					
7 COOLIDGE Nate						1		
8 BHAMBER Rinku								
9 SCALLY Ian								
10 COTA Pat	1/1	100	1/1					
11 COUWENBERGH Remco	1/2	50	1/2			1		
12 NAKAMURA Shawn (C)								
13 CUNNINGHAM Remco	1/1	100	1/1					
16 SAEZ Jeb (GK)								
17 HARRIS Sean	1/3	33		1/3				
32 WELLINGS Jason (GK)								
Totals	13/28	46	6/17	7/11		2		

BRA	Goals/Shots				Cards			
	Total	%	FG	PC	PS	G	Y	R
Coach: LEMOS Leonardo								
1 TATARA Daniel (GK)								
2 CALDAS da CUNHA Alexandre								
3 ZENARI DOS SANTOS Thiago								
4 HOCK Oliver (C)								
5 MOTTA Afonso Francisco	0/1	0	0/1					
6 BELLONI Alexandre								
7 HOCK Guido	0/2	0	0/2					
8 RIBEIRO Luiz Henrique								
9 CAMINHA JUNIOR Luciano								
10 ALVES Daniel							1	
11 KENNETH Hugo								
12 ORSO Cassio Eduardo (GK)								
13 GAMA LIMA Francisco Jose								
14 ALBA Willian								
15 DE OLIVEIRA Bruno Jorge								
16 DE PAULA FELIPE Augusto								
Totals	0/3	0	0/3				1	

Play by Play

Time	Action	Score	Team	No	Player
52:58	Shot	11-0	USA	13	CUNNINGHAM Remco
54:11	Green Card		USA	11	COUWENBERGH Remco
54:11	Sub. No. 2 off		USA	1	GINOLFI Jon
54:32	Shot miss		BRA	7	HOCK Guido
54:55	Sub. No. 13 off		USA	9	SCALLY Ian
55:00	Sub. No. 7 off		USA	6	MARTIN Jarred
55:15	Shot save GK		USA	6	MARTIN Jarred
56:53	PC		USA		
57:27	Shot PC	12-0	USA	5	HARRIS Pat
57:28	Minor injury		BRA	4	HOCK Oliver
57:28	Sub. No. 7 off		BRA	9	CAMINHA JUNIOR Luciano
58:45	Minor injury		BRA	8	RIBEIRO Luiz Henrique
58:45	Sub. No. 8 off		BRA	7	HOCK Guido

Time	Action	Score	Team	No	Player
61:05	PC		USA		
61:49	Shot save GK		USA	5	HARRIS Pat
62:06	Sub. No. 2 off		BRA	10	ALVES Daniel
62:20	Sub. No. 6 off		USA	7	COOLIDGE Nate
62:38	Sub. No. 9 off		USA	13	CUNNINGHAM Remco
63:19	Shot miss		USA	1	GINOLFI Jon
64:44	Shot save		USA	5	HARRIS Pat
64:47	PC		USA		
65:17	Shot PC	13-0	USA	17	HARRIS Sean
66:53	Sub. No. 3 off		BRA	2	CALDAS da CUNHA A
67:13	Sub. No. 14 off		BRA	8	RIBEIRO Luiz Henrique
68:18	Shot save GK		USA	4	HARNER Mick
68:48	PC		USA		

Legend:

%	Conversion Percentage	(C)	Captain	(GK)	Goalkeeper	D	Matches Drawn
FG	Field Goal	G	Green Card	GA	Goals Against	GD	Goal Difference
GF	Goals For	L	Matches Lost	P	Matches Played	PC	Penalty Corner
PS	Penalty Stroke	Pts	Points	R	Red Card	W	Matches Won
Y	Yellow Card						

Match Highlights

Destaques de los partidos / Destaques da partida

CUB - Cuba		Final score 3-1	AHO - Netherlands Antilles	
		Weather Conditions	Partly cloudy,25C, Humidity 88%	
Umpires	PUTRA Sumesh (CAN)	SINGH Amarjit (MAS)	Reserve Umpire	WENZ Diego (CHI)

Match Statistics

CUB	Goals/Shots					Cards		
	Total	%	FG	PC	PS	G	Y	R
Coach: STAKEMANN Guillermo								
1 GOMEZ AGUILAR Yoel (GK)								
2 CABRERA C. J (GK)								
3 ABREU ABREU Alexander								
4 SAYAS GONZALEZ Edelbenys						1		
5 LARRINAGA PEREZ Rolando								
6 PADRON PEREZ Orlando								
7 GARCIA HERRERA Lazaro								
8 BARDAJI LOPEZ AL (C)								
9 SARDUY GOMEZ Heriberto	0/3	0	0/3					
10 LEMUS DOMINGUEZ Roberto	2/6	33	2/6					
11 BLANCO H. Y	1/6	16	0/3	1/3				
12 ROJAS SOTOLONGO Yankel								
13 PEREZ PEREZ Yuri								
14 VEITIA ALONSO Yoel						1		
15 IGLESIAS GOMEZ Eddy								
16 AGUILERA MOLINA Roger	0/1	0	0/1					
Totals	3/16	18	2/13	1/3		1	1	

AHO	Goals/Shots					Cards		
	Total	%	FG	PC	PS	G	Y	R
Coach: van der STRUIJK Michael								
1 VISMANS Daan (GK)								
2 BUREMA Niels								
3 RIJSEMUS Bert								
4 van de BRAAK Tjerk								
5 HOP Sjors	0/1	0	0/1					
6 VISSCHER Arnout	0/2	0	0/2					
7 PEREIRA Raymundo								
8 PELS Laurens	0/2	0	0/1	0/1				
9 CHRISTIAANS Bart								
10 PLANTENGA Wouter (C)	0/3	0	0/2	0/1				
11 ELSENAAR Ivo								
12 MACLENNAN Colin	0/2	0	0/2					
13 KOLEN Thomas (GK)								
14 HARDEMAN Gijs	1/2	50	1/2					
15 JOBSIS Alexander								
18 BRAAKSMA Janiek	0/2	0	0/2					
Totals	1/14	7	1/12	0/2				

Play by Play

Time	Action	Score	Team	No	Player
First Half					
04:06	Shot miss		AHO	10	PLANTENGA Wouter
06:02	Shot save GK		CUB	11	BLANCO H. Y
07:58	Shot save GK		CUB	9	SARDUY GOMEZ Heriberto
08:08	Sub. No. 14 off		AHO	11	ELSENAAR Ivo
08:15	Shot miss		CUB	9	SARDUY GOMEZ Heriberto
10:29	Shot save GK		AHO	6	VISSCHER Arnout
10:44	PC		AHO		
11:17	Shot PC miss		AHO	10	PLANTENGA Wouter
12:13	Shot save GK		AHO	12	MACLENNAN Colin
13:10	Shot miss		CUB	10	LEMUS DOMINGUEZ R
14:15	Shot save GK		CUB	11	BLANCO H. Y
14:56	Sub. No. 5 off		AHO	9	CHRISTIAANS Bart
15:02	PC		CUB		
15:56	Shot PC miss		CUB	11	BLANCO H. Y
17:27	Sub. No. 8 off		AHO	14	HARDEMAN Gijs
19:17	Sub. No. 12 off		CUB	14	VEITIA ALONSO Yoel
22:24	Sub. No. 10 off		AHO	3	RIJSEMUS Bert
23:24	Sub. No. 9 off		AHO	5	HOP Sjors
23:26	Sub. No. 6 off		AHO	8	PELS Laurens
23:38	Shot	0-1	AHO	14	HARDEMAN Gijs
26:53	Sub. No. 7 off		CUB	12	ROJAS SOTOLONGO Y
27:15	Sub. No. 11 off		AHO	9	CHRISTIAANS Bart
29:04	PC		AHO		
29:34	Shot PC save GK		AHO	8	PELS Laurens
29:49	Sub. No. 4 off		AHO	6	VISSCHER Arnout
29:54	Sub. No. 5 off		AHO	7	PEREIRA Raymundo
31:03	Shot save		CUB	10	LEMUS DOMINGUEZ R
32:12	Shot no shot		CUB	10	LEMUS DOMINGUEZ R
33:09	Sub. No. 7 off		AHO	4	van de BRAAK Tjerk
34:02	Sub. No. 9 off		AHO	11	ELSENAAR Ivo
34:14	Shot save GK		AHO	14	HARDEMAN Gijs
Second Half					

Time	Action	Score	Team	No	Player
35:00	Sub. No. 3 off		AHO	10	PLANTENGA Wouter
36:22	Green Card		CUB	4	SAYAS GONZALEZ E
36:24	Minor injury		AHO	8	PELS Laurens
40:00	Shot save GK		CUB	11	BLANCO H. Y
40:08	Sub. No. 9 off		CUB	16	AGUILERA MOLINA Roger
40:39	Sub. No. 4 off		CUB	15	IGLESIAS GOMEZ Eddy
41:12	Shot miss		CUB	10	LEMUS DOMINGUEZ R
41:20	Sub. No. 14 off		AHO	9	CHRISTIAANS Bart
42:17	Shot save GK		CUB	16	AGUILERA MOLINA Roger
42:53	PC		CUB		
44:06	PC		CUB		
44:25	Shot PC save GK		CUB	11	BLANCO H. Y
44:37	Sub. No. 8 off		AHO	5	HOP Sjors
46:35	Sub. No. 15 off		CUB	4	SAYAS GONZALEZ E
46:51	Sub. No. 11 off		AHO	14	HARDEMAN Gijs
47:54	PC		CUB		
48:49	Sub. No. 4 off		AHO	8	PELS Laurens
49:42	Sub. No. 14 off		CUB	9	SARDUY GOMEZ Heriberto
50:23	Sub. No. 9 off		AHO	11	ELSENAAR Ivo
52:23	Sub. No. 12 off		AHO	4	van de BRAAK Tjerk
54:06	Sub. No. 16 off		CUB	15	IGLESIAS GOMEZ Eddy
54:36	Shot save GK		CUB	9	SARDUY GOMEZ Heriberto
54:48	Sub. No. 6 off		AHO	12	MACLENNAN Colin
57:40	Shot save GK		AHO	10	PLANTENGA Wouter
57:44	Shot miss		AHO	8	PELS Laurens
57:53	Sub. No. 10 off		AHO	3	RIJSEMUS Bert
58:30	PC		CUB		
59:16	Shot PC	1-1	CUB	11	BLANCO H. Y
59:29	Sub. No. 14 off		AHO	7	PEREIRA Raymundo
59:59	Sub. No. 8 off		AHO	6	VISSCHER Arnout
61:04	Sub. No. 11 off		AHO	9	CHRISTIAANS Bart
62:11	Sub. No. 2 off		AHO	10	PLANTENGA Wouter
62:58	Sub. No. 15 off		CUB	14	VEITIA ALONSO Yoel

Legend:

%	Conversion Percentage	(C)	Captain	(GK)	Goalkeeper	D	Matches Drawn
FG	Field Goal	G	Green Card	GA	Goals Against	GD	Goal Difference
GF	Goals For	L	Matches Lost	P	Matches Played	PC	Penalty Corner
PS	Penalty Stroke	Pts	Points	R	Red Card	W	Matches Won
Y	Yellow Card						



Match Highlights

Destaques de los partidos / Destaques da partida

CUB - Cuba		Final score 3-1	AHO - Netherlands Antilles	
		Weather Conditions	Partly cloudy,25C, Humidity 88%	
Umpires	PUTRA Sumesh (CAN)	SINGH Amarjit (MAS)	Reserve Umpire	WENZ Diego (CHI)

Match Statistics

CUB	Goals/Shots				Cards			
	Total	%	FG	PC	PS	G	Y	R
Coach: STAKEMANN Guillermo								
1 GOMEZ AGUILAR Yoel (GK)								
2 CABRERA C. J (GK)								
3 ABREU ABREU Alexander								
4 SAYAS GONZALEZ Edelbenys						1		
5 LARRINAGA PEREZ Rolando								
6 PADRON PEREZ Orlando								
7 GARCIA HERRERA Lazaro								
8 BARDAJI LOPEZ AL (C)								
9 SARDUY GOMEZ Heriberto	0/3	0	0/3					
10 LEMUS DOMINGUEZ Roberto	2/6	33	2/6					
11 BLANCO H. Y	1/6	16	0/3	1/3				
12 ROJAS SOTOLONGO Yankel								
13 PEREZ PEREZ Yuri								
14 VEITIA ALONSO Yoel							1	
15 IGLESIAS GOMEZ Eddy								
16 AGUILERA MOLINA Roger	0/1	0	0/1					
Totals	3/16	18	2/13	1/3		1	1	

AHO	Goals/Shots				Cards			
	Total	%	FG	PC	PS	G	Y	R
Coach: van der STRUIJK Michael								
1 VISMANS Daan (GK)								
2 BUREMA Niels								
3 RIJSEMUS Bert								
4 van de BRAAK Tjerk								
5 HOP Sjors	0/1	0	0/1					
6 VISSCHER Arnout	0/2	0	0/2					
7 PEREIRA Raymundo								
8 PELS Laurens	0/2	0	0/1	0/1				
9 CHRISTIAANS Bart								
10 PLANTENGA Wouter (C)	0/3	0	0/2	0/1				
11 ELSENAAR Ivo								
12 MACLENNAN Colin	0/2	0	0/2					
13 KOLEN Thomas (GK)								
14 HARDEMAN Gijs	1/2	50	1/2					
15 JOBSIS Alexander								
18 BRAAKSMA Janiek	0/2	0	0/2					
Totals	1/14	7	1/12	0/2				

Play by Play

Time	Action	Score	Team	No	Player
63:39	Shot	2-1	CUB	10	LEMUS DOMINGUEZ R
63:45	Sub. No. 4 off		CUB	7	GARCIA HERRERA Lazaro
63:50	Sub. No. 9 off		AHO	14	HARDEMAN Gijs
63:58	Sub. No. 3 off		AHO	11	ELSENAAR Ivo
65:55	Shot save GK		AHO	12	MACLENNAN Colin
66:07	PC		AHO		

Time	Action	Score	Team	No	Player
66:46	Shot save		AHO	18	BRAAKSMA Janiek
66:50	Shot miss		AHO	18	BRAAKSMA Janiek
67:18	Sub. No. 7 off		AHO	8	PELS Laurens
67:18	Yellow card		CUB	14	VEITIA ALONSO Yoel
67:54	Shot save GK		AHO	5	HOP Sjors
68:07	Shot	3-1	CUB	10	LEMUS DOMINGUEZ R
70:00	Shot save GK		AHO	6	VISSCHER Arnout

Legend:

%	Conversion Percentage	(C)	Captain	(GK)	Goalkeeper	D	Matches Drawn
FG	Field Goal	G	Green Card	GA	Goals Against	GD	Goal Difference
GF	Goals For	L	Matches Lost	P	Matches Played	PC	Penalty Corner
PS	Penalty Stroke	Pts	Points	R	Red Card	W	Matches Won
Y	Yellow Card						

Match Highlights

Destaque de los partidos / Destaques da partida

CHI - Chile		Final score 5-3	TRI - Trinidad & Tobago	
Weather Conditions			Mostly cloudy, 24C, Humidity 73%	
Umpires	SOTERIADES Gus (USA)	AARON Saleem (USA)	Reserve Umpire	MONTES German (ARG)

Match Statistics

CHI	Goals/Shots				Cards			
	Total	%	FG	PC	PS	G	Y	R
Coach: CASTRO Alfredo								
1 ANWANDTER Mathias (GK)								
2 KOPPENBERGER Ian								
4 THIERMANN Gabriel								
5 THIERMANN Alfredo								
6 VOGEL Matias								
7 KRAINZ Esteban								
8 RODRIGUEZ Cristobal								
9 KUHLENTAL Pablo	0/1	0	0/1					
10 MONTEGU Felipe (C)	1/5	20	0/3	1/2				
11 AMOROSO Matias	0/1	0	0/1					
12 KAPSCH Sebastian	3/4	75	3/4					
13 STEIN Alan	0/1	0	0/1					
14 CASANOVA Felipe								
15 KANNEGIESSER Thomas	1/4	25	1/4					
16 SOTOMAYOR Martin	0/1	0	0/1					
20 SCAFF Mauro (GK)								
Totals	5/17	29	4/15	1/2				

TRI	Goals/Shots				Cards			
	Total	%	FG	PC	PS	G	Y	R
Coach: HAANTJES Rob								
1 FRANCIS Glen (GK)								
2 ROCKE Andrey (GK)								
3 TOUSSAINT Akim	1/1	100	1/1					
4 HENDERSON Alan								
5 MURRAY Kiel								
6 ECCLES Solomon								
7 BROWNE Kwanwayne (C)	0/5	0	0/1	0/4				
8 PROVIDENCE Nigel								
9 WHITTINGTON Atiba	0/1	0	0/1					
10 LEGERTON Wayne								
11 GILKES Dillet	0/1	0	0/1					
12 WREN Nicholas (C)	0/1	0	0/1					
13 QUAN CHAN Dwain	2/3	66	1/1	1/2				
14 COWIE Darren								
15 SCIPIO Christopher								
16 TANG NIAN Mathew								
Totals	3/12	25	2/6	1/6				

Play by Play

Time	Action	Score	Team	No	Player
First Half					
08:18	Sub. No. 14 off		CHI	16	SOTOMAYOR Martin
08:24	Sub. No. 15 off		CHI	12	KAPSCH Sebastian
09:19	Sub. No. 10 off		TRI	3	TOUSSAINT Akim
09:26	Sub. No. 11 off		TRI	5	MURRAY Kiel
09:30	Sub. No. 16 off		TRI	15	SCIPIO Christopher
09:56	Sub. No. 13 off		CHI	9	KUHLENTAL Pablo
10:45	Shot save GK		CHI	16	SOTOMAYOR Martin
10:48	Shot no shot		CHI	10	MONTEGU Felipe
12:30	Sub. No. 8 off		CHI	14	CASANOVA Felipe
13:48	Shot miss		TRI	7	BROWNE Kwanwayne
14:59	Sub. No. 10 off		CHI	5	THIERMANN Alfredo
15:58	Sub. No. 12 off		TRI	11	GILKES Dillet
16:16	Sub. No. 9 off		CHI	13	STEIN Alan
16:16	Sub. No. 7 off		CHI	8	RODRIGUEZ Cristobal
17:24	Shot	1-0	CHI	12	KAPSCH Sebastian
17:50	Sub. No. 12 off		CHI	15	KANNEGIESSER Thomas
17:55	Sub. No. 3 off		TRI	10	LEGERTON Wayne
19:33	Sub. No. 5 off		CHI	10	MONTEGU Felipe
20:03	Sub. No. 16 off		CHI	7	KRAINZ Esteban
22:21	Shot save GK		CHI	11	AMOROSO Matias
22:25	Shot save GK		CHI	15	KANNEGIESSER Thomas
23:11	Shot save GK		CHI	13	STEIN Alan
23:22	Sub. No. 13 off		CHI	9	KUHLENTAL Pablo
23:41	Sub. No. 15 off		CHI	12	KAPSCH Sebastian
24:11	Shot save GK		CHI	12	KAPSCH Sebastian
24:43	Sub. No. 14 off		CHI	16	SOTOMAYOR Martin
25:17	Shot save GK		CHI	9	KUHLENTAL Pablo
26:52	Shot	2-0	CHI	12	KAPSCH Sebastian
27:18	Sub. No. 15 off		TRI	16	TANG NIAN Mathew
27:20	Sub. No. 5 off		TRI	12	WREN Nicholas
27:27	Sub. No. 12 off		CHI	15	KANNEGIESSER Thomas
27:32	Sub. No. 8 off		CHI	14	CASANOVA Felipe

Time	Action	Score	Team	No	Player
27:59	PC		TRI		
28:59	Shot PC save GK		TRI	7	BROWNE Kwanwayne
29:03	PC		TRI		
29:23	Shot PC	2-1	TRI	13	QUAN CHAN Dwain
29:44	Sub. No. 9 off		CHI	13	STEIN Alan
29:50	Sub. No. 10 off		CHI	5	THIERMANN Alfredo
31:06	Sub. No. 5 off		CHI	10	MONTEGU Felipe
31:23	Sub. No. 7 off		CHI	8	RODRIGUEZ Cristobal
32:02	Sub. No. 9 off		TRI	3	TOUSSAINT Akim
32:18	PC		CHI		
32:33	Shot PC	3-1	CHI	10	MONTEGU Felipe
32:59	Sub. No. 13 off		CHI	12	KAPSCH Sebastian
34:12	Sub. No. 8 off		CHI	7	KRAINZ Esteban
Second Half					
35:00	Sub. No. 3 off		TRI	9	WHITTINGTON Atiba
35:00	Sub. No. 12 off		CHI	13	STEIN Alan
35:00	Sub. No. 16 off		CHI	8	RODRIGUEZ Cristobal
35:52	Shot	3-2	TRI	13	QUAN CHAN Dwain
36:36	Shot save GK		CHI	10	MONTEGU Felipe
37:06	Shot miss		CHI	15	KANNEGIESSER Thomas
39:19	Sub. No. 16 off		TRI	3	TOUSSAINT Akim
42:37	PC		TRI		
43:29	Shot PC save		TRI	7	BROWNE Kwanwayne
43:34	PC		TRI		
44:02	Shot PC save		TRI	7	BROWNE Kwanwayne
44:15	Sub. No. 15 off		CHI	12	KAPSCH Sebastian
44:15	Sub. No. 9 off		TRI	15	SCIPIO Christopher
44:15	Minor injury		CHI	11	AMOROSO Matias
44:15	Sub. No. 11 off		CHI	16	SOTOMAYOR Martin
46:31	Sub. No. 13 off		CHI	9	KUHLENTAL Pablo
46:47	Sub. No. 11 off		TRI	5	MURRAY Kiel
49:01	Shot save GK		TRI	12	WREN Nicholas
50:49	Sub. No. 9 off		CHI	13	STEIN Alan

Legend:

%	Conversion Percentage	(C)	Captain	(GK)	Goalkeeper	D	Matches Drawn
FG	Field Goal	G	Green Card	GA	Goals Against	GD	Goal Difference
GF	Goals For	L	Matches Lost	P	Matches Played	PC	Penalty Corner
PS	Penalty Stroke	Pts	Points	R	Red Card	W	Matches Won
Y	Yellow Card						



Match Highlights

Destaques de los partidos / Destaques da partida

CHI - Chile		Final score 5-3	TRI - Trinidad & Tobago	
Weather Conditions			Mostly cloudy, 24C, Humidity 73%	
Umpires	SOTERIADES Gus (USA)	AARON Saleem (USA)	Reserve Umpire	MONTES German (ARG)

Match Statistics

CHI	Goals/Shots				Cards			
	Total	%	FG	PC	PS	G	Y	R
Coach: CASTRO Alfredo								
1 ANWANDTER Mathias (GK)								
2 KOPPENBERGER Ian								
4 THIERMANN Gabriel								
5 THIERMANN Alfredo								
6 VOGEL Matias								
7 KRAINZ Esteban								
8 RODRIGUEZ Cristobal								
9 KUHLENTAL Pablo	0/1	0	0/1					
10 MONTEGU Felipe (C)	1/5	20	0/3	1/2				
11 AMOROSO Matias	0/1	0	0/1					
12 KAPSCH Sebastian	3/4	75	3/4					
13 STEIN Alan	0/1	0	0/1					
14 CASANOVA Felipe								
15 KANNEGIESSER Thomas	1/4	25	1/4					
16 SOTOMAYOR Martin	0/1	0	0/1					
20 SCAFF Mauro (GK)								
Totals	5/17	29	4/15	1/2				

TRI	Goals/Shots				Cards			
	Total	%	FG	PC	PS	G	Y	R
Coach: HAANTJES Rob								
1 FRANCIS Glen (GK)								
2 ROCKE Andrey (GK)								
3 TOUSSAINT Akim	1/1	100	1/1					
4 HENDERSON Alan								
5 MURRAY Kiel								
6 ECCLES Solomon								
7 BROWNE Kwanwayne (C)	0/5	0	0/1	0/4				
8 PROVIDENCE Nigel								
9 WHITTINGTON Atiba	0/1	0	0/1					
10 LEGERTON Wayne								
11 GILKES Dillet	0/1	0	0/1					
12 WREN Nicholas (C)	0/1	0	0/1					
13 QUAN CHAN Dwain	2/3	66	1/1	1/2				
14 COWIE Darren								
15 SCIPIO Christopher								
16 TANG NIAN Mathew								
Totals	3/12	25	2/6	1/6				

Play by Play

Time	Action	Score	Team	No	Player
50:59	Shot	3-3	TRI	3	TOUSSAINT Akim
51:08	Sub. No. 12 off		CHI	15	KANNEGIESSER Thomas
51:15	Sub. No. 10 off		CHI	5	THIERMANN Alfredo
51:24	Sub. No. 10 off		TRI	9	WHITTINGTON Atiba
51:26	Sub. No. 12 off		TRI	11	GILKES Dillet
51:38	Sub. No. 16 off		CHI	11	AMOROSO Matias
53:00	Sub. No. 3 off		TRI	16	TANG NIAN Mathew
53:34	Sub. No. 14 off		CHI	16	SOTOMAYOR Martin
54:15	Shot	4-3	CHI	15	KANNEGIESSER Thomas
54:34	Sub. No. 5 off		CHI	10	MONTEGU Felipe
54:41	Sub. No. 4 off		TRI	8	PROVIDENCE Nigel
55:27	Shot save GK		CHI	15	KANNEGIESSER Thomas
56:26	Sub. No. 8 off		CHI	14	CASANOVA Felipe
56:58	Sub. No. 15 off		CHI	12	KAPSCH Sebastian
57:24	Sub. No. 15 off		TRI	10	LEGERTON Wayne
58:20	Sub. No. 13 off		CHI	9	KUHLENTAL Pablo
59:01	PC		TRI		
60:52	Sub. No. 7 off		CHI	8	RODRIGUEZ Cristobal
61:14	Sub. No. 5 off		TRI	12	WREN Nicholas
61:28	Sub. No. 9 off		CHI	13	STEIN Alan
61:28	Minor injury		TRI	9	WHITTINGTON Atiba

Time	Action	Score	Team	No	Player
61:37	Sub. No. 9 off		TRI	5	MURRAY Kiel
62:26	Shot save GK		CHI	10	MONTEGU Felipe
63:05	Sub. No. 12 off		CHI	15	KANNEGIESSER Thomas
63:43	PC		TRI		
63:43	Serious injury		TRI	14	COWIE Darren
63:43	Sub. No. 14 off		TRI	3	TOUSSAINT Akim
63:43	PC		CHI		
63:59	Shot PC save		CHI	10	MONTEGU Felipe
64:13	Sub. No. 5 off		TRI	9	WHITTINGTON Atiba
64:42	Sub. No. 8 off		CHI	7	KRAINZ Esteban
64:49	Sub. No. 13 off		CHI	12	KAPSCH Sebastian
65:58	Shot save GK		TRI	9	WHITTINGTON Atiba
66:23	Shot save GK		TRI	11	GILKES Dillet
66:30	Sub. No. 3 off		TRI	5	MURRAY Kiel
67:05	Sub. No. 6 off		CHI	8	RODRIGUEZ Cristobal
68:15	PC		TRI		
68:54	Shot PC save		TRI	13	QUAN CHAN Dwain
69:35	Shot PC save		TRI	7	BROWNE Kwanwayne
69:35	Minor injury		TRI	6	ECCLES Solomon
69:35	Sub. No. 6 off		TRI	15	SCIPIO Christopher
70:00	Shot	5-3	CHI	12	KAPSCH Sebastian

Legend:

%	Conversion Percentage	(C)	Captain	(GK)	Goalkeeper	D	Matches Drawn
FG	Field Goal	G	Green Card	GA	Goals Against	GD	Goal Difference
GF	Goals For	L	Matches Lost	P	Matches Played	PC	Penalty Corner
PS	Penalty Stroke	Pts	Points	R	Red Card	W	Matches Won
Y	Yellow Card						

Match Highlights

Destaque de los partidos / Destaques da partida

ARG - Argentina		Final score 2-2, PSC 4-5	CAN - Canada	
		Weather Conditions	Mostly cloudy,24C, Humidity 73%	
Umpires	GRIME Murray (AUS)	LOPEZ RAMOS Daniel (URU)	Reserve Umpire	MARCANO Albert (TRI)

Match Statistics

ARG	Goals/Shots				Cards			
	Total	%	FG	PC	PS	G	Y	R
Coach: VIGIL Sergio Roberto								
1 VIVALDI Juan Manuel (GK)							1	
2 GILARDI Juan Ignacio	0/1	0	0/1					
5 IBARRA Pedro						1		
6 CHAO Mariano Rodolfo (GK)								
7 ALMADA Mario Nicolas (C)								
8 REY Lucas Martin	0/1	0	0/1					
9 VILA Rodrigo Nicolas	1/5	20	1/5					
12 VILA Lucas	0/1	0	0/1					
13 LOMBI Jorge Maximiliano	1/3	33		1/3				
14 ZILBERBERG Fernando Oscar								
17 PAREDES Matias Enrique								
20 ARGENTO Tomas	0/1	0	0/1					
22 REY Matias								
24 ARGENTO Lucas								
27 ROSSI Lucas Rafael	0/1	0	0/1					
31 BERGNER Ricardo Oscar								
Totals	2/13	15	1/10	1/3		1	1	

CAN	Goals/Shots				Cards			
	Total	%	FG	PC	PS	G	Y	R
Coach: MENDONCA Louis								
1 PECK Matthew (GK)								
2 MAHOOD Michael (GK)								
3 WRIGHT Anthony								
4 TUPPER Scott								
6 SCHOLE Marian								
9 PEREIRA Ken								
10 FERNANDES Wayne	1/6	16		1/6			1	
11 SHORT Peter								
12 JAMESON Dave								
13 SHORT Robert (C)								
16 SANDISON Scott								
17 GRIMES Connor	1/3	33	1/3					
18 WETTLAUFER Paul								
20 DEOL Ranjeev	0/1	0	0/1					
21 KAHLON Ravi								
24 SINGH Sukhwinder	0/1	0	0/1					
Totals	2/11	18	1/5	1/6			1	

Play by Play

Time	Action	Score	Team	No	Player
First Half					
03:48	PC		ARG		
04:33	Shot PC miss		ARG	13	LOMBI Jorge Maximiliano
04:59	Shot save		ARG	9	VILA Rodrigo Nicolas
05:15	Shot save		ARG	9	VILA Rodrigo Nicolas
06:06	Sub. No. 20 off		CAN	21	KAHLON Ravi
11:25	Sub. No. 13 off		ARG	12	VILA Lucas
11:45	Sub. No. 7 off		ARG	20	ARGENTO Tomas
12:40	Sub. No. 8 off		ARG	27	ROSSI Lucas Rafael
13:19	Sub. No. 11 off		CAN	24	SINGH Sukhwinder
13:24	Sub. No. 3 off		CAN	4	TUPPER Scott
13:50	Sub. No. 14 off		ARG	24	ARGENTO Lucas
13:58	Sub. No. 21 off		CAN	12	JAMESON Dave
16:48	Minor injury		ARG	31	BERGNER Ricardo Oscar
17:07	Sub. No. 31 off		ARG	8	REY Lucas Martin
17:21	Sub. No. 17 off		ARG	14	ZILBERBERG FO
17:31	Sub. No. 20 off		ARG	13	LOMBI Jorge Maximiliano
18:29	Shot	1-0	ARG	9	VILA Rodrigo Nicolas
18:31	Sub. No. 12 off		CAN	20	DEOL Ranjeev
18:50	Sub. No. 4 off		CAN	3	WRIGHT Anthony
19:42	Sub. No. 13 off		ARG	20	ARGENTO Tomas
19:50	Green Card		ARG	5	IBARRA Pedro
20:41	Sub. No. 14 off		ARG	31	BERGNER Ricardo Oscar
20:58	Sub. No. 9 off		ARG	13	LOMBI Jorge Maximiliano
21:25	Sub. No. 13 off		CAN	4	TUPPER Scott
22:04	PC		CAN		
22:34	Shot PC save		CAN	10	FERNANDES Wayne
22:39	Minor injury		ARG	24	ARGENTO Lucas
22:46	Shot PC save GK		CAN	10	FERNANDES Wayne
23:01	Sub. No. 12 off		ARG	7	ALMADA Mario Nicolas
23:18	PC		CAN		
23:54	Sub. No. 17 off		CAN	11	SHORT Peter
24:39	Shot miss		ARG	20	ARGENTO Tomas

Time	Action	Score	Team	No	Player
24:46	Sub. No. 24 off		CAN	21	KAHLON Ravi
25:34	Sub. No. 4 off		CAN	13	SHORT Robert
25:49	Sub. No. 8 off		ARG	17	PAREDES Matias Enrique
29:15	Sub. No. 24 off		ARG	14	ZILBERBERG FO
29:20	Sub. No. 7 off		ARG	12	VILA Lucas
30:27	Sub. No. 13 off		ARG	9	VILA Rodrigo Nicolas
30:33	PC		CAN		
31:21	Shot PC save GK		CAN	10	FERNANDES Wayne
31:32	Sub. No. 27 off		ARG	8	REY Lucas Martin
31:41	Sub. No. 20 off		CAN	17	GRIMES Connor
31:44	Shot miss		ARG	2	GILARDI Juan Ignacio
31:52	Green Card		CAN	10	FERNANDES Wayne
32:49	Yellow card		ARG	2	GILARDI Juan Ignacio
32:58	Sub. No. 12 off		ARG	24	ARGENTO Lucas
33:46	Sub. No. 21 off		CAN	24	SINGH Sukhwinder
34:26	Shot save GK		CAN	24	SINGH Sukhwinder
Second Half					
35:00	Sub. No. 24 off		CAN	20	DEOL Ranjeev
37:08	Shot no shot		CAN	20	DEOL Ranjeev
39:29	Sub. No. 9 off		ARG	7	ALMADA Mario Nicolas
40:09	Sub. No. 20 off		ARG	13	LOMBI Jorge Maximiliano
40:46	Suspension ends		ARG	2	GILARDI Juan Ignacio
40:56	Sub. No. 14 off		ARG	12	VILA Lucas
44:38	PC		CAN		
45:28	Shot save GK		CAN	17	GRIMES Connor
45:31	PC		CAN		
46:11	Shot PC	1-1	CAN	10	FERNANDES Wayne
46:27	Sub. No. 20 off		CAN	21	KAHLON Ravi
47:33	Shot no shot		ARG	12	VILA Lucas
49:53	Sub. No. 12 off		ARG	20	ARGENTO Tomas
49:53	Sub. No. 24 off		ARG	14	ZILBERBERG FO
49:53	Sub. No. 11 off		CAN	12	JAMESON Dave
51:10	PC		ARG		

Legend:

%	Conversion Percentage	(C)	Captain	(GK)	Goalkeeper	D	Matches Drawn
FG	Field Goal	G	Green Card	GA	Goals Against	GD	Goal Difference
GF	Goals For	L	Matches Lost	P	Matches Played	PC	Penalty Corner
PS	Penalty Stroke	Pts	Points	R	Red Card	W	Matches Won
Y	Yellow Card						

Match Highlights

Destaque de los partidos / Destaques da partida

ARG - Argentina		Final score 2-2, PSC 4-5	CAN - Canada	
		Weather Conditions	Mostly cloudy,24C, Humidity 73%	
Umpires	GRIME Murray (AUS)	LOPEZ RAMOS Daniel (URU)	Reserve Umpire	MARCANO Albert (TRI)

Match Statistics

ARG	Goals/Shots				Cards			
	Total	%	FG	PC	PS	G	Y	R
Coach: VIGIL Sergio Roberto								
1 VIVALDI Juan Manuel (GK)							1	
2 GILARDI Juan Ignacio	0/1	0	0/1					
5 IBARRA Pedro						1		
6 CHAO Mariano Rodolfo (GK)								
7 ALMADA Mario Nicolas (C)								
8 REY Lucas Martin	0/1	0	0/1					
9 VILA Rodrigo Nicolas	1/5	20	1/5					
12 VILA Lucas	0/1	0	0/1					
13 LOMBI Jorge Maximiliano	1/3	33		1/3				
14 ZILBERBERG Fernando Oscar								
17 PAREDES Matias Enrique								
20 ARGENTO Tomas	0/1	0	0/1					
22 REY Matias								
24 ARGENTO Lucas								
27 ROSSI Lucas Rafael	0/1	0	0/1					
31 BERGNER Ricardo Oscar								
Totals	2/13	15	1/10	1/3		1	1	

CAN	Goals/Shots				Cards			
	Total	%	FG	PC	PS	G	Y	R
Coach: MENDONCA Louis								
1 PECK Matthew (GK)								
2 MAHOOD Michael (GK)								
3 WRIGHT Anthony								
4 TUPPER Scott								
6 SCHOLE Marian								
9 PEREIRA Ken								
10 FERNANDES Wayne	1/6	16		1/6			1	
11 SHORT Peter								
12 JAMESON Dave								
13 SHORT Robert (C)								
16 SANDISON Scott								
17 GRIMES Connor	1/3	33	1/3					
18 WETTLAUFER Paul								
20 DEOL Ranjeev	0/1	0	0/1					
21 KAHLON Ravi								
24 SINGH Sukhwinder	0/1	0	0/1					
Totals	2/11	18	1/5	1/6			1	

Play by Play

Time	Action	Score	Team	No	Player
51:35	Shot PC save		ARG	13	LOMBI Jorge Maximiliano
52:02	Sub. No. 8 off		ARG	27	ROSSI Lucas Rafael
52:35	Sub. No. 7 off		ARG	9	VILA Rodrigo Nicolas
52:48	PC		ARG		
53:35	Shot PC	2-1	ARG	13	LOMBI Jorge Maximiliano
53:35	Sub. No. 12 off		CAN	11	SHORT Peter
55:27	PC		CAN		
56:15	Shot PC save		CAN	10	FERNANDES Wayne
56:27	Shot	2-2	CAN	17	GRIMES Connor
56:47	Sub. No. 21 off		CAN	24	SINGH Sukhwinder
57:18	Sub. No. 17 off		ARG	8	REY Lucas Martin
59:22	Sub. No. 13 off		ARG	12	VILA Lucas
60:16	Shot save GK		ARG	8	REY Lucas Martin
60:22	Shot no shot		CAN	17	GRIMES Connor
60:44	PC		CAN		
61:43	Shot PC save		CAN	10	FERNANDES Wayne
66:24	Sub. No. 12 off		ARG	7	ALMADA Mario Nicolas
66:58	Shot miss		ARG	27	ROSSI Lucas Rafael
67:40	Sub. No. 27 off		ARG	17	PAREDES Matias Enrique
67:52	Sub. No. 8 off		ARG	24	ARGENTO Lucas
68:01	Sub. No. 20 off		ARG	13	LOMBI Jorge Maximiliano
First Extra Time					
70:00	Sub. No. 24 off		CAN	20	DEOL Ranjeev
70:00	Sub. No. 24 off		ARG	8	REY Lucas Martin
75:36	Sub. No. 20 off		CAN	21	KAHLON Ravi

Time	Action	Score	Team	No	Player
76:04	Sub. No. 13 off		ARG	20	ARGENTO Tomas
76:07	Sub. No. 7 off		ARG	12	VILA Lucas
76:38	Minor injury		CAN	13	SHORT Robert
76:38	Sub. No. 13 off		CAN	4	TUPPER Scott
Second Extra Time					
78:26	Shot miss		ARG	9	VILA Rodrigo Nicolas
79:38	Sub. No. 4 off		CAN	13	SHORT Robert
80:51	Shot save		ARG	9	VILA Rodrigo Nicolas
81:21	Sub. No. 21 off		CAN	24	SINGH Sukhwinder
81:41	PC		ARG		
83:23	Sub. No. 12 off		ARG	13	LOMBI Jorge Maximiliano
83:46	Sub. No. 24 off		CAN	21	KAHLON Ravi
Penalty Stroke Competition					
	Shot PS	0-1	CAN	10	FERNANDES Wayne
	Shot PS	1-1	ARG	13	LOMBI Jorge Maximiliano
	Shot PS	1-2	CAN	17	GRIMES Connor
	Shot PS	2-2	ARG	2	GILARDI Juan Ignacio
	Shot PS miss		CAN	4	TUPPER Scott
	Shot PS save GK		ARG	7	ALMADA Mario Nicolas
	Shot PS	2-3	CAN	18	WETTLAUFER Paul
	Shot PS	3-3	ARG	12	VILA Lucas
	Shot PS	3-4	CAN	13	SHORT Robert
	Shot PS	4-4	ARG	17	PAREDES Matias Enrique
	Shot PS save GK		ARG	13	LOMBI Jorge Maximiliano
	Shot PS	4-5	CAN	10	FERNANDES Wayne

Legend:

%	Conversion Percentage	(C)	Captain	(GK)	Goalkeeper	D	Matches Drawn
FG	Field Goal	G	Green Card	GA	Goals Against	GD	Goal Difference
GF	Goals For	L	Matches Lost	P	Matches Played	PC	Penalty Corner
PS	Penalty Stroke	Pts	Points	R	Red Card	W	Matches Won
Y	Yellow Card						

Cumulative Statistics

Estadísticas acumulativas / Estatísticas Cumulativas

AHO - Netherlands Antilles After 5 matches

Shirt No.	Name	MP	CAN	CHI	USA	BRA	CUB	Goals/Shots					Cards				
								Total	%	FG	PC	PS	G	Y	R		
1	VISMANS Daan (GK)	5	X	X	X	X	X								1		
2	BUREMA Niels	5	X	X	X	I	X									1	
3	RIJSEMUS Bert	3		I		X	I										
4	van de BRAAK Tjerk	5	X	X	X	X	X	1/3	33	1/3					1		
5	HOP Sjors	5	X	X	I	I	X	3/8	37	3/8							
6	VISSCHER Arnout	5	X	X	X	X	X	0/3	0	0/3					1		
7	PEREIRA Raymundo	5	X	X	I	I	I	1/1	100		1/1						
8	PELS Laurens	5	I	I	X	X	X	0/5	0	0/3	0/2						
9	CHRISTIAANS Bart	5	I	I	I	I	I	1/4	25	1/3	0/1				1		
10	PLANTENGA Wouter (C)	5	X	X	X	X	X	0/3	0	0/2	0/1						
11	ELSENAAR Ivo	5	I	I	X	X	I	2/4	50	2/3	0/1				1		
12	MACLENNAN Colin	5	X	X	X	X	X	0/2	0	0/2					1	1	
13	KOLEN Thomas (GK)	1					I										
14	HARDEMAN Gijs	5	X	X	X	X	X	3/11	27	3/11							
15	JOBSIS Alexander	5	X	X	X	X	X	0/1	0	0/1					1		
18	BRAAKSMA Janiek	5	X	X	X	X	X	1/6	16	0/2	1/4					1	
Totals								12/51	23	10/41	2/10			6	4		
Against								8/59	13	7/47	1/12			3	2		

Legend:

%	Conversion Percentage	(C)	Captain	(GK)	Goalkeeper	FG	Field Goal
G	Green Card	I	Substitute Player	MP	Matches Played	PC	Penalty Corner
PS	Penalty Stroke	R	Red Card	X	Starting Player	Y	Yellow Card

Cumulative Statistics

Estadísticas acumulativas / Estatísticas Cumulativas

ARG - Argentina After 5 matches

Shirt No.	Name	MP	TRI	CUB	BRA	CHI	CAN	Goals/Shots					Cards				
								Total	%	FG	PC	PS	G	Y	R		
1	VIVALDI Juan Manuel (GK)	4		X	X	X	X										
2	GILARDI Juan Ignacio	5	X	X	X	X	X	2/7	28	0/2	2/5				1		
5	IBARRA Pedro	5	X	X	X	X	X	2/7	28	1/1	1/6			1			
6	CHAO Mariano Rodolfo (GK)	2	X		I												
7	ALMADA Mario Nicolas (C)	5	X	X	X	X	X	5/16	31	5/14	0/2						
8	REY Lucas Martin	5	X	X	X	X	X	2/6	33	2/6							
9	VILA Rodrigo Nicolas	5	X	X	X	X	X	4/18	22	4/18							
12	VILA Lucas	5	I	I	I	I	I	3/16	18	1/12	2/4						
13	LOMBI Jorge Maximiliano	5	X	X	X	X	X	10/34	29	2/10	8/24						
14	ZILBERBERG Fernando Oscar	5	X	X	X	X	X	0/3	0	0/3							
17	PAREDES Matias Enrique	5	X	I	I	X	X	2/3	66	1/2	1/1						
20	ARGENTO Tomas	5	I	I	I	I	I	3/9	33	3/9							
22	REY Matias	5	X	X	X	X	X	0/1	0	0/1							
24	ARGENTO Lucas	5	I	I	I	I	I	1/3	33	1/2	0/1			1			
27	ROSSI Lucas Rafael	5	I	X	X	I	I	3/12	25	3/10	0/2						
31	BERGNER Ricardo Oscar	5	X	X	X	X	X										
Totals								37/135	27	23/90	14/45		2	1			
Against								5/28	17	2/16	3/12		5	1			

Legend:

%	Conversion Percentage	(C)	Captain	(GK)	Goalkeeper	FG	Field Goal
G	Green Card	I	Substitute Player	MP	Matches Played	PC	Penalty Corner
PS	Penalty Stroke	R	Red Card	X	Starting Player	Y	Yellow Card

Cumulative Statistics

Estadísticas acumulativas / Estatísticas Cumulativas

BRA - Brazil After 5 matches

Shirt No.	Name	MP	ARG	TRI	CUB	AHO	USA	Goals/Shots					Cards				
								Total	%	FG	PC	PS	G	Y	R		
1	TATARA Daniel (GK)	4	X	X	X		I										
2	CALDAS da CUNHA Alexandre	5	I	I	I	I	X										
3	ZENARI DOS SANTOS Thiago	5	X	X	X	X	I										
4	HOCK Oliver (C)	5	X	X	X	X	X	0/3	0		0/3						
5	MOTTA Afonso Francisco	5	X	X	X	X	X	0/1	0	0/1							
6	BELLONI Alexandre	5	X	X	X	X	X	0/1	0	0/1							
7	HOCK Guido	5	I	X	X	X	I	0/2	0	0/2				1			
8	RIBEIRO Luiz Henrique	5	I	I	I	I	I										
9	CAMINHA JUNIOR Luciano	5	X	I	I	I	I	0/1	0	0/1							
10	ALVES Daniel	5	X	X	X	X	X	0/1	0	0/1				3			
11	KENNETH Hugo	5	X	X	X	X	X	0/1	0		0/1						
12	ORSO Cassio Eduardo (GK)	4		I	I	X	X										
13	GAMA LIMA Francisco Jose	5	X	I	I	I	X							1			
14	ALBA Willian	5	X	X	X	X	X	1/3	33	0/1	1/2						
15	DE OLIVEIRA Bruno Jorge	5	I	X	X	X	X										
16	DE PAULA FELIPE Augusto	5	X	X	X	X	X	0/3	0	0/1	0/2						
Totals								1/16	6	0/8	1/8		5				
Against								57/183	31	33/130	23/52	1/1	3				

Legend:

%	Conversion Percentage	(C)	Captain	(GK)	Goalkeeper	FG	Field Goal
G	Green Card	I	Substitute Player	MP	Matches Played	PC	Penalty Corner
PS	Penalty Stroke	R	Red Card	X	Starting Player	Y	Yellow Card

Cumulative Statistics

Estadísticas acumulativas / Estatísticas Cumulativas

CAN - Canada After 5 matches

Shirt No.	Name	MP	CHI	USA	AHO	TRI	ARG	Goals/Shots					Cards				
								Total	%	FG	PC	PS	G	Y	R		
1	PECK Matthew (GK)																
2	MAHOOD Michael (GK)	5	X	X	X	X	X										
3	WRIGHT Anthony	5	I	X	X	I	X	0/1	0	0/1							
4	TUPPER Scott	5	X	I	I	X	I									1	
6	SCHOLE Marian	5	X	I	I	X	X	0/4	0	0/3	0/1						
9	PEREIRA Ken	5	X	X	X	X	X	0/2	0	0/1	0/1					1	
10	FERNANDES Wayne	5	X	X	X	X	X	5/16	31		5/16				1		
11	SHORT Peter	5	X	X	X	X	X	0/5	0	0/5							
12	JAMESON Dave	4	I	I	I		I										
13	SHORT Robert (C)	5	X	X	X	X	X	1/6	16	0/4	1/2						
16	SANDISON Scott	5	X	X	X	X	X	0/1	0	0/1					1		
17	GRIMES Connor	5	X	X	X	X	X	4/13	30	4/13							
18	WETTLAUFER Paul	5	X	X	X	X	X										
20	DEOL Ranjeev	5	X	X	X	X	X	1/4	25	1/4							
21	KAHLON Ravi	5	I	X	X	I	I	0/3	0	0/3							
24	SINGH Sukhwinder	5	I	I	I	I	I	1/6	16	1/5	0/1						
Totals								12/61	19	6/40	6/21		2	2			
Against								7/38	18	4/27	3/11		6	6			

Legend:

%	Conversion Percentage	(C)	Captain	(GK)	Goalkeeper	FG	Field Goal
G	Green Card	I	Substitute Player	MP	Matches Played	PC	Penalty Corner
PS	Penalty Stroke	R	Red Card	X	Starting Player	Y	Yellow Card

Cumulative Statistics

Estadísticas acumulativas / Estatísticas Cumulativas

CHI - Chile After 5 matches

Shirt No.	Name	MP	CAN	USA	AHO	ARG	TRI	Goals/Shots					Cards				
								Total	%	FG	PC	PS	G	Y	R		
1	ANWANDTER Mathias (GK)	4	X	X	X		X										
2	KOPPENBERGER Ian	5	X	X	X	X	X	1/1	100				1/1		2		
4	THIERMANN Gabriel	5	X	X	X	X	X								1		
5	THIERMANN Alfredo	5	I	I	I	I	I										
6	VOGEL Matias	4	I		I	X	X								1		
7	KRAINZ Esteban	5	X	X	X	X	X	0/5	0	0/4	0/1						
8	RODRIGUEZ Cristobal	5	X	X	X	X	X	1/1	100	1/1					1		
9	KUHLENTAL Pablo	5	I	I	I	I	I	2/5	40	1/4	1/1						
10	MONTEGU Felipe (C)	5	X	X	X	X	X	3/10	30	1/6	2/4						
11	AMOROSO Matias	5	X	X	X	X	X	0/1	0	0/1					1		
12	KAPSCH Sebastian	5	I	I	I	I	I	3/5	60	3/5							
13	STEIN Alan	5	X	X	X	X	X	0/5	0	0/5					1		
14	CASANOVA Felipe	5	X	X	X	X	X	0/1	0	0/1					1		
15	KANNEGIESSER Thomas	5	X	X	X	X	X	1/5	20	1/5							
16	SOTOMAYOR Martin	5	X	X	X	I	I	0/2	0	0/2							
20	SCAFF Mauro (GK)	1					X										
Totals								11/41	26	7/34	3/6	1/1	4	4			
Against								12/42	28	8/29	4/13		4	3			

Legend:

%	Conversion Percentage	(C)	Captain	(GK)	Goalkeeper	FG	Field Goal
G	Green Card	I	Substitute Player	MP	Matches Played	PC	Penalty Corner
PS	Penalty Stroke	R	Red Card	X	Starting Player	Y	Yellow Card

Cumulative Statistics

Estadísticas acumulativas / Estatísticas Cumulativas

CUB - Cuba After 5 matches

Shirt No.	Name	MP	ARG	TRI	BRA	USA	AHO	Goals/Shots					Cards				
								Total	%	FG	PC	PS	G	Y	R		
1	GOMEZ AGUILAR Yoel (GK)	2	X	X													
2	CABRERA CASTILLO Jasell (GK)	4	I		X	X	X										
3	ABREU ABREU Alexander	5	X	X	X	X	X										
4	SAYAS GONZALEZ Edelbenys	5	I	X	I	X	X	4/8	50	2/4	2/4			2			
5	LARRINAGA PEREZ Rolando	4	X	X			I	X									
6	PADRON PEREZ Orlando	4	I	I	I	I									1		
7	GARCIA HERRERA Lazaro	5	X	X	X	X	X	0/1	0	0/1							
8	BARDAJI LOPEZ Alain Leonel (C)	5	X	X	X	X	X	0/2	0	0/2							
9	SARDUY GOMEZ Heriberto	5	X	X	X	X	X	1/16	6	1/16							
10	LEMUS DOMINGUEZ Roberto	5	X	X	X	X	X	5/21	23	5/21				1			
11	BLANCO HERNANDEZ Yoandri	5	X	X	X	X	X	4/22	18	1/11	3/11						
12	ROJAS SOTOLONGO Yankel	5	X	I	X	X	X	0/4	0	0/3	0/1						
13	PEREZ PEREZ Yuri	5	X	X	I	X	X	0/3	0	0/3				2			
14	VEITIA ALONSO Yoel	5	X	X	X	X	I	0/5	0	0/5				1	1		
15	IGLESIAS GOMEZ Eddy	5	I	I	X	I	I	1/5	20	1/5							
16	AGUILERA MOLINA Roger	5	I	I	X	I	I	2/5	40	2/5							
Totals								17/92	18	12/76	5/16		6	2			
Against								8/58	13	6/40	2/18		3				

Legend:

%	Conversion Percentage	(C)	Captain	(GK)	Goalkeeper	FG	Field Goal
G	Green Card	I	Substitute Player	MP	Matches Played	PC	Penalty Corner
PS	Penalty Stroke	R	Red Card	X	Starting Player	Y	Yellow Card

Cumulative Statistics

Estadísticas acumulativas / Estatísticas Cumulativas

TRI - Trinidad & Tobago After 5 matches

Shirt No.	Name	MP	ARG	CUB	BRA	CAN	CHI	Goals/Shots					Cards				
								Total	%	FG	PC	PS	G	Y	R		
1	FRANCIS Glen (GK)	2	I	X													
2	ROCKE Andrey (GK)	4	X		X	X	X										
3	TOUSSAINT Akim	5	X	X	X	X	I	1/6	16	1/6							
4	HENDERSON Alan	5	X	X	X	X	X										
5	MURRAY Kiel	5	I	I	X	X	I	0/1	0	0/1				1			
6	ECCLES Solomon	5	X	X	X	X	X	0/3	0	0/2	0/1			2			
7	BROWNE Kwanwayne (C)	5	X	X	X	X	X	4/14	28	0/1	4/13						
8	PROVIDENCE Nigel	3		I		I	I										
9	WHITTINGTON Atiba	5	X	X	X	X	X	2/5	40	2/5							
10	LEGERTON Wayne	5	X	X	X	X	X	7/14	50	4/11	2/2	1/1	1				
11	GILKES Dillet	5	X	X	X	X	X	1/4	25	1/4							
12	WREN Nicholas (C)	5	X	X	I	I	X	0/4	0	0/3	0/1						
13	QUAN CHAN Dwain	5	X	X	X	X	X	2/8	25	1/6	1/2			1			
14	COWIE Darren	5	X	X	X	X	X	0/1	0	0/1							
15	SCIPIO Christopher	5	I	I	I	I	I										
16	TANG NIAN Mathew	5	I	I	I	I	X										
Totals								17/60	28	9/40	7/19	1/1	4	1			
Against								18/82	21	10/55	8/27		2	1			

Legend:

%	Conversion Percentage	(C)	Captain	(GK)	Goalkeeper	FG	Field Goal
G	Green Card	I	Substitute Player	MP	Matches Played	PC	Penalty Corner
PS	Penalty Stroke	R	Red Card	X	Starting Player	Y	Yellow Card

Cumulative Statistics

Estadísticas acumulativas / Estatísticas Cumulativas

USA - United States of America After 5 matches

Shirt No.	Name	MP	CAN	CHI	AHO	CUB	BRA	Goals/Shots					Cards		
								Total	%	FG	PC	PS	G	Y	R
1	GINOLFI Jon	5	X	X	X	X	X	2/6	33	1/4	1/2			1	
2	HOANG Binh	5	X	X	X	X	X	1/5	20	0/4	1/1				
3	SCHLEDORN Brian	5	X	X	X	X	X								
4	HARNER Mick	5	I	I	I	I	I	0/1	0	0/1					
5	HARRIS Pat	5	X	X	X	X	X	8/20	40	3/6	5/14				
6	MARTIN Jarred	5	X	X	X	X	X	3/15	20	2/14	1/1				
7	COOLIDGE Nate	5	I	I	I	I	I	0/1	0	0/1			2		
8	BHAMBER Rinku	5	X	X	X	X	X								
9	SCALLY Ian	5	X	X	X	X	X	0/1	0	0/1					
10	COTA Pat	5	X	X	X	X	X	1/7	14	1/7					
11	COUWENBERGH Remco	4		I	I	I	I	1/2	50	1/2			1		
12	NAKAMURA Shawn (C)	5	X	X	X	X	X								
13	CUNNINGHAM Remco	5	I	I	I	I	I	1/2	50	1/2					
16	SAEZ Jeb (GK)	2					I	0/1	0		0/1				
17	HARRIS Sean	5	X	X	X	X	X	1/8	12	0/2	1/6		1		
32	WELLINGS Jason (GK)	4	X	X	X	X									
Totals								18/69	26	9/44	9/25		4	1	
Against								10/35	28	6/29	3/5	1/1	7	2	

Legend:

%	Conversion Percentage	(C)	Captain	(GK)	Goalkeeper	FG	Field Goal
G	Green Card	I	Substitute Player	MP	Matches Played	PC	Penalty Corner
PS	Penalty Stroke	R	Red Card	X	Starting Player	Y	Yellow Card



Overall Team Statistics

Estadísticas Generales del equipo / Estatísticas Gerais da Equipe

As of 25 JUL 2007 at 19:39

Team	MP		Goals/Shots					Cards		
			Total	%	FG	PC	PS	G	Y	R
AHO - Netherlands Antilles	5	For	12/51	23	10/41	2/10		6	4	
		Against	8/60	13	7/47	1/13		3	2	
ARG - Argentina	5	For	37/135	27	23/90	14/45		2	1	
		Against	5/28	17	2/16	3/12		5	1	
BRA - Brazil	5	For	1/16	6	0/8	1/8		5		
		Against	57/183	31	33/130	23/52	1/1	3		
CAN - Canada	5	For	12/61	19	6/40	6/21		2	2	
		Against	7/38	18	4/27	3/11		6	6	
CHI - Chile	5	For	11/41	26	7/34	3/6	1/1	4	4	
		Against	12/42	28	8/29	4/13		4	3	
CUB - Cuba	5	For	17/93	18	12/77	5/16		6	2	
		Against	8/58	13	6/40	2/18		3		
TRI - Trinidad & Tobago	5	For	17/60	28	9/40	7/19	1/1	4	1	
		Against	18/83	21	10/56	8/27		2	1	
USA - United States of America	5	For	18/70	25	9/44	9/26		4	1	
		Against	10/35	28	6/29	3/5	1/1	7	2	
Tournament Totals			125/527	23	76/374	47/151	2/2	33	15	

Legend:

%	Conversion Percentage	FG	Field Goal	G	Green Card	MP	Matches Played
PC	Penalty Corner	PS	Penalty Stroke	R	Red Card	Y	Yellow Card

Individual Statistics

Estadística Individual / Estatísticas Individuais

As of 25 JUL 2007 at 13:22

SCORERS

Rank	Shirt No.	Name	Team	Matches Played	Goals			Total
					Field Goal	Penalty Corner	Penalty Stroke	
1	13	LOMBI Jorge Maximiliano	ARG	5	2	8		10
2	5	HARRIS Pat	USA	5	3	5		8
3	10	LEGERTON Wayne	TRI	5	4	2	1	7
4	7	ALMADA Mario Nicolas	ARG	5	5			5
4	10	FERNANDES Wayne	CAN	5		5		5
4	10	LEMUS DOMINGUEZ Roberto	CUB	5	5			5
7	9	VILA Rodrigo Nicolas	ARG	5	4			4
7	17	GRIMES Connor	CAN	5	4			4
7	11	BLANCO HERNANDEZ Yoandri	CUB	5	1	3		4
7	4	SAYAS GONZALEZ Edelbenys	CUB	5	2	2		4
7	7	BROWNE Kwanwayne	TRI	5		4		4
12	14	HARDEMAN Gijs	AHO	5	3			3
12	5	HOP Sjors	AHO	5	3			3
12	20	ARGENTO Tomas	ARG	5	3			3
12	27	ROSSI Lucas Rafael	ARG	5	3			3
12	12	VILA Lucas	ARG	5	1	2		3
12	12	KAPSCH Sebastian	CHI	5	3			3
12	10	MONTEGU Felipe	CHI	5	1	2		3
12	6	MARTIN Jarred	USA	5	2	1		3
20	11	ELSENAAR Ivo	AHO	5	2			2
20	2	GILARDI Juan Ignacio	ARG	5		2		2
20	5	IBARRA Pedro	ARG	5	1	1		2
20	17	PAREDES Matias Enrique	ARG	5	1	1		2
20	8	REY Lucas Martin	ARG	5	2			2
20	9	KUHLENTAL Pablo	CHI	5	1	1		2
20	16	AGUILERA MOLINA Roger	CUB	5	2			2
20	13	QUAN CHAN Dwain	TRI	5	1	1		2
20	9	WHITTINGTON Atiba	TRI	5	2			2
20	1	GINOLFI Jon	USA	5	1	1		2
30	18	BRAAKSMA Janiek	AHO	5		1		1
30	9	CHRISTIAANS Bart	AHO	5	1			1
30	7	PEREIRA Raymundo	AHO	5		1		1
30	4	van de BRAAK Tjerk	AHO	5	1			1
30	24	ARGENTO Lucas	ARG	5	1			1
30	14	ALBA Willian	BRA	5		1		1
30	20	DEOL Ranjeev	CAN	5	1			1
30	13	SHORT Robert	CAN	5		1		1
30	24	SINGH Sukhwinder	CAN	5	1			1
30	15	KANNEGIESSER Thomas	CHI	5	1			1
30	2	KOPPENBERGER Ian	CHI	5			1	1
30	8	RODRIGUEZ Cristobal	CHI	5	1			1
30	15	IGLESIAS GOMEZ Eddy	CUB	5	1			1
30	9	SARDUY GOMEZ Heriberto	CUB	5	1			1
30	11	GILKES Dillet	TRI	5	1			1
30	3	TOUSSAINT Akim	TRI	5	1			1
30	10	COTA Pat	USA	5	1			1
30	11	COUWENBERGH Remco	USA	4	1			1
30	13	CUNNINGHAM Remco	USA	5	1			1
30	17	HARRIS Sean	USA	5		1		1
30	2	HOANG Binh	USA	5		1		1

Individual Statistics

Estadística Individual / Estatísticas Individuais

As of 25 JUL 2007 at 13:22

CARDS ISSUED

Shirt No.	Name	Team	Cards		
			Red	Yellow	Green
12	MACLENNAN Colin	AHO		1	1
14	VEITIA ALONSO Yoel	CUB		1	1
18	BRAAKSMA Janiek	AHO		1	
2	BUREMA Niels	AHO		1	
9	CHRISTIAANS Bart	AHO		1	
2	GILARDI Juan Ignacio	ARG		1	
9	PEREIRA Ken	CAN		1	
4	TUPPER Scott	CAN		1	
11	AMOROSO Matias	CHI		1	
8	RODRIGUEZ Cristobal	CHI		1	
13	STEIN Alan	CHI		1	
6	VOGEL Matias	CHI		1	
6	PADRON PEREZ Orlando	CUB		1	
13	QUAN CHAN Dwain	TRI		1	
1	GINOLFI Jon	USA		1	
10	ALVES Daniel	BRA			3
2	KOPPENBERGER Ian	CHI			2
13	PEREZ PEREZ Yuri	CUB			2
4	SAYAS GONZALEZ Edelbenys	CUB			2
6	ECCLES Solomon	TRI			2
7	COOLIDGE Nate	USA			2
11	ELSENAAR Ivo	AHO			1
15	JOBSIS Alexander	AHO			1
1	VISMANS Daan	AHO			1
6	VISSCHER Arnout	AHO			1
4	van de BRAAK Tjerk	AHO			1
24	ARGENTO Lucas	ARG			1
5	IBARRA Pedro	ARG			1
13	GAMA LIMA Francisco Jose	BRA			1
7	HOCK Guido	BRA			1
10	FERNANDES Wayne	CAN			1
16	SANDISON Scott	CAN			1
14	CASANOVA Felipe	CHI			1
4	THIERMANN Gabriel	CHI			1
10	LEMUS DOMINGUEZ Roberto	CUB			1
10	LEGERTON Wayne	TRI			1
5	MURRAY Kiel	TRI			1
11	COUWENBERGH Remco	USA			1
17	HARRIS Sean	USA			1

Leading Scorer Statistics

Estadística de maximo goleador / Estatística do Melhor Artilheiro

As of 25 JUL 2007 at 19:41

LEADING SCORERS

Rank	Shirt No.	Name	Team	Matches Played	Goals			Total
					Field Goal	Penalty Corner	Penalty Stroke	
1	13	LOMBI Jorge Maximiliano	ARG	5	2	8		10
2	5	HARRIS Pat	USA	5	3	5		8
3	10	LEGERTON Wayne	TRI	5	4	2	1	7
4	7	ALMADA Mario Nicolas	ARG	5	5			5
4	10	FERNANDES Wayne	CAN	5		5		5
4	10	LEMUS DOMINGUEZ Roberto	CUB	5	5			5
7	9	VILA Rodrigo Nicolas	ARG	5	4			4
7	17	GRIMES Connor	CAN	5	4			4
7	11	BLANCO HERNANDEZ Yoandri	CUB	5	1	3		4
7	4	SAYAS GONZALEZ Edelbenys	CUB	5	2	2		4

More players tied with the same rank than can fit in the list

LEADING FIELD GOAL SCORERS

Rank	Shirt No.	Name	Team	Matches Played	Goals
1	7	ALMADA Mario Nicolas	ARG	5	5
1	10	LEMUS DOMINGUEZ Roberto	CUB	5	5
3	9	VILA Rodrigo Nicolas	ARG	5	4
3	17	GRIMES Connor	CAN	5	4
3	10	LEGERTON Wayne	TRI	5	4
6	14	HARDEMAN Gijs	AHO	5	3
6	5	HOP Sjors	AHO	5	3
6	20	ARGENTO Tomas	ARG	5	3
6	27	ROSSI Lucas Rafael	ARG	5	3
6	12	KAPSCH Sebastian	CHI	5	3

More players tied with the same rank than can fit in the list

LEADING PENALTY CORNER SCORERS

Rank	Shirt No.	Name	Team	Matches Played	Goals
1	13	LOMBI Jorge Maximiliano	ARG	5	8
2	10	FERNANDES Wayne	CAN	5	5
2	5	HARRIS Pat	USA	5	5
4	7	BROWNE Kwanwayne	TRI	5	4
5	11	BLANCO HERNANDEZ Yoandri	CUB	5	3
6	2	GILARDI Juan Ignacio	ARG	5	2
6	12	VILA Lucas	ARG	5	2
6	10	MONTEGU Felipe	CHI	5	2
6	4	SAYAS GONZALEZ Edelbenys	CUB	5	2
6	10	LEGERTON Wayne	TRI	5	2

LEADING PENALTY STROKE SCORERS

Rank	Shirt No.	Name	Team	Matches Played	Goals
1	2	KOPPENBERGER Ian	CHI	5	1
1	10	LEGERTON Wayne	TRI	5	1

Futebol
Fútbol
Football



Medallists

Medallistas / Medalhistas

FRI 27 JUL 2007

GOLD	SILVER	BRONZE
------	--------	--------

ECU - ECUADOR

- 1 BANGUERA Maximo
- 2 FOLLECO Wilson
- 3 MENDEZ Deison
- 4 CASTRO Roberto
- 5 PINTO Jefferson
- 6 CHASI Hamilton
- 7 ALCIVAR Jesus
- 8 MONTERO Jefferson
- 9 ZURA Edmundo (C)
- 10 ALCIVAR Alex
- 11 GUEVARA Fabricio
- 12 VERA German
- 13 DELGADO Carlos
- 14 GEORGE Alex
- 15 BONE Eduardo
- 16 CHANGO Israel
- 17 MARTINEZ Fidel
- 18 OCHOA Pablo

JAM - JAMAICA

- 1 MILLER Dwayne
- 4 CAMPBELL Andrae
- 5 BROWN Ajuan
- 6 JARRETT Jermaine
- 7 COUSINS Ricardo (C)
- 8 VERNON Eric
- 9 DALEY Kemmar
- 10 THOMAS James
- 11 CAMPBELL Edward
- 12 WOODBINE Obrian
- 13 KERR Duwayne
- 14 ADLAM Alanzo
- 15 SMITH Dawyne
- 16 DOYLEY John-Ross
- 17 BAILEY Norman
- 18 THOMPSON Damaine
- 19 SMITH Troy
- 20 McNAIN Draion

MEX - MEXICO

- 1 ARIAS Sergio Javier
- 2 SANCHEZ Christian Emmanuel
- 3 PEREZ Marco Ivan
- 4 AYALA Hugo (C)
- 5 RECIO Jose Oscar
- 6 BERBER Alejandro
- 7 MARTINEZ Raul
- 8 SALINAS Rodolfo
- 9 ESQUEDA Enrique Alejandro
- 10 VELASCO Moises Adrian
- 11 CERDA Emmanuel
- 12 FERNANDEZ Aaron
- 13 GUZMAN Ever Arsenio
- 14 PIÑA Jose Jonathan
- 15 BARRON Eduardo
- 16 GALLEGOS Mario
- 17 TORRES Jorge Emmanuel
- 18 del REAL Rodolfo

Legend:

(C) Captain

Team Roster

Formación del Equipo / Escalação das Equipes

As of 27 JUL 2007

ARG - ARGENTINA

No.	Name	Pos	Height m/ft in	Weight kg/lbs	Date of Birth	Club	Intl 'A'	
							Caps	Goals
1	MEZA Rodrigo	GK	1.77/5'10"	78/172	12 FEB 1990	C. A. SAN LORENZO	0	0
2	ERRAMUSPE Rodrigo N.	D			3 MAY 1990	C.A LANUS	0	0
3	BITTOLO Mariano Ezequiel	D			24 APR 1980	C.A VELEZ SARFIELD	0	0
4	VILLARREAL Gaston	M	1.71/5'7"	67/148	22 JAN 1990	C.A RIVER PLATE	0	0
5	PIZARRO Guido	M	1.82/6'0"	68/150	26 FEB 1990	C. A. LANUS	0	0
6	SAURO Gaston	D	1.88/6'2"	75/165	23 FEB 1990	C.A. BOCA JUNIORS	0	0
7	KLUSENER Alvaro	M			18 MAY 1990	C.A. ESTUDIANTES	0	0
8	ZUCULINI Franco	M	1.75/5'9"	72/159	5 SEP 1990	RACING CLUB	0	0
9	MAZZOLA Nicolas	F			28 JAN 1990	C.A. INDEPIENDENTE	0	0
10	FERNANDES Nahuel	M	1.78/5'10"	58/128	6 JAN 1990	GIMNASIA Y ESGRIMA L.F.	0	0
11	ROLON Pablo Sergio	F			2 APR 1990	C.A.T. DE CORDOBA	0	0
12	CORNALO Jose Luis	GK			3 JAN 1990	C.A. INDEPIENDENTE	0	0
13	RAFFAELE Maximiliano	D	1.64/5'5"	60/132	22 JAN 1990	C.A. BOCA JUNIORS	0	0
14	MUÑOZ Ezequiel	D	1.82/6'0"	78/172	8 OCT 1990	C.A. BOCA JUNIORS	0	0
15	BASTERRECHEA Leandro	D	1.81/5'11"	69/152	9 APR 1990	GIMNASIA Y ESGRIMA L.F.	0	0
16	GIMENEZ Fabio Rodrigo	F			13 SEP 1990	C.A. RIVERPLATE	0	0
17	FONTANINI Fabricio	D	1.79/5'10"	80/176	30 MAR 1990	A.M.S. Y D.A. DE RAFAELA	0	0
18	BENITEZ Carlos	F	1.75/5'9"	81/179	10 APR 1990	C.A. SAN LORENZO	0	0

Team average age: 17 years 10 months

Team colours

Shirt

1st: Blue / White

2nd: Blue / White

Shorts

Black

Black

Socks

White

Black

Coach

TOJO Miguel (ARG)

Legend:

D	Defender	F	Forward	GK	Goalkeeper	Intl 'A'	International 'A'
M	Midfielder	Pos	Position				

Team Roster

Formación del Equipo / Escalação das Equipes

As of 27 JUL 2007

BOL - BOLIVIA

No.	Name	Pos	Height m/ft in	Weight kg/lbs	Date of Birth	Club	Intl 'A'	
							Caps	Goals
1	LAMPE Carlos Emilio	GK			17 MAR 1987	BOLIVAR	0	0
2	AGUILAR Juan Gabriel	D			15 MAR 1987	ORIENTE PETROLERO	0	0
3	TORDOYA Carlos Hugo	D			31 JUL 1987	BOLIVAR	0	0
4	VERDUGUEZ Ricardo	D			22 JUL 1989	BLOOMING	0	0
5	GONZALES Raul	D			2 APR 1988	BLOOMING	0	0
6	TORRICO Didi	M			18 MAY 1988	LA PAZ F.C.	0	0
7	GATTY Luis	M			1 JAN 1987	REAL POTOSI	0	0
8	PEÑA Alcides	M			14 JAN 1989	ORIENTE PETROLERO	0	0
9	FIERRO Juan Eduardo	F			15 AUG 1987	BLOOMING	0	0
10	GUTIERREZ Limberg	F			1 JAN 1987	BLOOMING	0	0
11	PINEDO Gustavo	F			18 FEB 1988	CADIZ	0	0
12	ARANCIBIA Alex	GK			28 JAN 1990	FLORIDA	0	0
13	ROCA Jammer	F			11 MAY 1988	UNIVERSITARIO	0	0
14	JUAREZ Ariel	M			26 MAR 1988	BOLIVAR	0	0
15	AGUINO Ronald	D			20 FEB 1988	REAL POTOSI	0	0
16	BEJARANO Marvin Orlando	D			1 JAN 1987	UNIVERSITARIO	0	0
17	VEJARANO Diego	D			2 JAN 1988	WILSTERMANN	0	0
18	NOE Juan Miguel	M			1 JAN 1987	FLORIDA	0	0

Team average age: 19 years 10 months

Team colours

	Shirt	Shorts	Socks
1st:	Green	White	Green
2nd:	Green	Green	Green
3rd:	White	Green	Green

Coach VILLEGAS Oscar (BOL)

Legend:

D	Defender	F	Forward	GK	Goalkeeper	Intl 'A'	International 'A'
M	Midfielder	Pos	Position				

Team Roster

Formación del Equipo / Escalação das Equipes

As of 27 JUL 2007

BRA - BRAZIL

No.	Name	Pos	Height m/ft in	Weight kg/lbs	Date of Birth	Club	Intl 'A'	
							Caps	Goals
1	MARCELO	GK	1.84/6'0"	86/190	6 FEB 1990	CR FLAMENGO	0	0
2	RAFAEL	D	1.72/5'8"	65/143	9 JUL 1990	FLUMINENSE FC	0	0
3	MACHADO Michel	D			15 FEB 1990		0	0
4	LUCAS	D	1.83/6'0"	76/168	28 JUN 1990	CR FLAMENGO	0	0
5	TIAGO	M	1.75/5'9"	76/168	17 SEP 1990	GREMIO FPA	0	0
6	SILVA Fabio	D			9 JUL 1990	FLUMINENSE FC	0	0
7	FELLIPE	M	1.79/5'10"	78/172	1 FEB 1990	BOTAFOGO FR	0	0
8	GIULIANO	M			31 MAY 1990	PARANÁ CLUBE	0	0
9	MAICON	F	1.82/6'0"	67/148	1 FEB 1990	FLUMINENSE FC	0	0
10	LULINHA	M	1.70/5'7"	67/148	10 APR 1990	SC CORINTHIANS P	0	0
11	ALEX	F	1.73/5'8"	69/152	6 JAN 1990	CR VASCO DA GAMA	0	0
12	RENAN	GK	1.92/6'4"	84/185	23 SEP 1990	C ATLETICO MINEIRO	0	0
13	LAZARO	D	1.88/6'2"	75/165	28 JUN 1990	C ATLETICO MINEIRO	0	0
14	FORSTER Rafael	D	1.82/6'0"	75/165	23 JUL 1990	SC INTERNACIONAL	0	0
15	COLLAÇO Bruno	D	1.74/5'9"	73/161	8 MAR 1990	GREMIO FPA	0	0
16	TALES	M	1.70/5'7"	63/139	20 JAN 1990	SC INTERNACIONAL	0	0
17	CHOCO	F	1.75/5'9"	68/150	4 JAN 1990	C ATLETICO PARANAENSE	0	0
18	JUNIOR	F	1.77/5'10"	69/152	23 APR 1990	BOTAFOGO FR	0	0

Team average age: 17 years

Team colours

Shirt
1st: Yellow
2nd: Yellow

Shorts
Blue
Blue

Socks
White
Blue

Coach

NIZZO Luiz Antonio (BRA)

Legend:

D	Defender	F	Forward	GK	Goalkeeper	Intl 'A'	International 'A'
M	Midfielder	Pos	Position				

Team Roster

Formación del Equipo / Escalação das Equipes

As of 27 JUL 2007

COL - COLOMBIA

No.	Name	Pos	Height m/ft in	Weight kg/lbs	Date of Birth	Club	Intl 'A'	
							Caps	Goals
1	CARDONA Javier	GK			1 JAN 1987		0	0
2	CHARA Ricardo	D			24 MAY 1990	CENTAUROS	0	0
3	ZEA Edward	D			19 JAN 1990	QUINDIO	0	0
4	QUINTO Charles	M			2 DEC 1990	ENVIGADO	0	0
5	VIAFARA Sebastian	D			2 APR 1991	CENTAUROS	0	0
6	GUILLERMO Juian	M			28 FEB 1990	ACADEMIA	0	0
7	NAZARITH Cristian	F			13 AUG 1990	AMÉRICA	0	0
8	USECHE Carlos	M			1 JAN 1987		0	0
9	TRELLEZ Santiago	F			17 JAN 1990	MEDELLIN	0	0
10	RODRIGUEZ James	M			12 JUL 1991	ENVIGADO	0	0
11	PARDO Edgar Felipe	F			17 AUG 1990		0	0
12	MOSQUERA Andres Felipe	GK			10 SEP 1991		0	0
13	RAMOS Carlos	D			11 FEB 1990	ENVIGADO	0	0
14	ALVAREZ Osneider	M			1 JAN 1987		0	0
15	SERNA Ricardo	M			26 JAN 1990	DEPORTIVO CALI	0	0
16	MOSQUERA Luis	M			1 JAN 1987		0	0
17	MOSQUERA Andres	D			20 FEB 1990	MEDELLIN	0	0
18	RAMIREZ Jose	M			18 SEP 1990	ENVIGADO	0	0

Team average age: 17 years 3 months

Team colours

Shirt
1st: Yellow
2nd: Yellow

Shorts
Blue
White

Socks
Red
White

Coach

LARA Eduardo (COL)

Legend:

D	Defender	F	Forward	GK	Goalkeeper	Intl 'A'	International 'A'
M	Midfielder	Pos	Position				

Team Roster

Formación del Equipo / Escalação das Equipes

As of 27 JUL 2007

CRC - COSTA RICA

No.	Name	Pos	Height m/ft in	Weight kg/lbs	Date of Birth	Club	Intl 'A'	
							Caps	Goals
1	MOREIRA Leonel	GK	1.75/5'9"	65/143	2 APR 1990	C.S. HEREDIANO	0	0
2	PALMA Elias	D	1.84/6'0"	70/154	7 JUL 1987	L.D. ALAJUELENSE	0	0
3	SMITH Roy	D	1.81/5'11"	75/165	19 APR 1990	BRUJAS F.C.	0	0
4	SMITH Jordan	D	1.82/6'0"	74/163	23 APR 1991	SAPRISSA	0	0
5	LUNA Esteban	M	1.70/5'7"	65/143	5 JAN 1990	SAPRISSA	0	0
6	BRENES Miguel	M	1.63/5'4"	58/128	31 MAY 1990	L.D. ALAJUELENSE	0	0
7	BRENES Diego	M	1.65/5'5"	59/130	24 AUG 1990	L.D. ALAJUELENSE	0	0
8	GUZMAN David	M	1.71/5'7"	65/143	18 FEB 1990	SAPRISSA	0	0
9	UREÑA Marcos	F	1.74/5'9"	69/152	5 MAR 1990	L.D. ALAJUELENSE	0	0
10	CASTRO Jorge	F			11 SEP 1990	SAPRISSA	0	0
11	PERALTA Jessy	M	1.77/5'10"	68/150	22 JUL 1990	SAPRISSA	0	0
12	CASTRO Bruno	M	1.68/5'6"	62/137	6 AUG 1990	C.S. HEREDIANO	0	0
13	ROJAS Erick	D	1.66/5'5"	58/128	3 FEB 1990	L.D. ALAJUELENSE	0	0
14	OVIDO Bryan Josué	D	1.71/5'7"	56/123	18 FEB 1990	SAPRISSA	0	0
15	CHACON Carlos	D	1.66/5'5"	56/123	3 JUN 1988	SAPRISSA	0	0
16	VARELA Jose Daniel	M	1.67/5'6"	56/123	30 APR 1990	ALFARO RUIZ	0	0
17	MARTINEZ Josue	F	1.80/5'11"	76/168	25 MAR 1990	SAPRISSA	0	0
18	ZAMORA Luis Carlos	GK	1.77/5'10"	70/154	30 JAN 1989	RAMONENSE	0	0

Team average age: 17 years 9 months

Team colours

	Shirt	Shorts	Socks
1st:	Red	Blue	White
2nd:	Green	Black	Black

Coach UREÑA Manuel Gerardo (CRC)

Legend:

D	Defender	F	Forward	GK	Goalkeeper	Intl 'A'	International 'A'
M	Midfielder	Pos	Position				

Team Roster

Formación del Equipo / Escalação das Equipes

As of 27 JUL 2007

ECU - ECUADOR

No.	Name	Pos	Height m/ft in	Weight kg/lbs	Date of Birth	Club	Intl 'A'	
							Caps	Goals
1	BANGUERA Maximo	GK			16 DEC 1985	EQUADOR	0	0
2	FOLLECO Wilson	D			4 SEP 1989	EQUADOR	0	0
3	MENDEZ Deison	D			27 OCT 1990	EQUADOR	0	0
4	CASTRO Roberto	D			15 JUL 1989	EQUADOR	0	0
5	PINTO Jefferson	M			27 MAR 1990	EQUADOR	0	0
6	CHASI Hamilton	D			12 FEB 1989	EQUADOR	0	0
7	ALCIVAR Jesus	F			14 OCT 1989	EQUADOR	0	0
8	MONTERO Jefferson	M			1 SEP 1989	EQUADOR	0	0
9	ZURA Edmundo	F			1 DEC 1983	EQUADOR	0	0
10	ALCIVAR Alex	M			11 MAR 1990	EQUADOR	0	0
11	GUEVARA Fabricio	F			16 FEB 1989	EQUADOR	0	0
12	VERA German	GK			21 FEB 1990	EQUADOR	0	0
13	DELGADO Carlos	D			3 FEB 1990	EQUADOR	0	0
14	GEORGE Alex	M			7 JUN 1990	EQUADOR	0	0
15	BONE Eduardo	M			22 FEB 1990	EQUADOR	0	0
16	CHANGO Israel	D			16 JAN 1989	EQUADOR	0	0
17	MARTINEZ Fidel	M			15 FEB 1990	EQUADOR	0	0
18	OCHOA Pablo	F			1 SEP 1991	EQUADOR	0	0

Team average age: 18 years

Team colours

Shirt
1st: Yellow
2nd: Blue

Shorts
Blue
White

Socks
Red
Blue

Coach

VIZUETE (ECU)

Legend:

D	Defender	F	Forward	GK	Goalkeeper	Intl 'A'	International 'A'
M	Midfielder	Pos	Position				

Team Roster

Formación del Equipo / Escalação das Equipes

As of 14 SEP 2007

HAI - HAITI

No.	Name	Pos	Height m/ft in	Weight kg/lbs	Date of Birth	Club	Intl 'A'	
							Caps	Goals
1	SHELSON Dorleans	GK			15 OCT 1990		0	0
2	MECHACK Jerome	D			21 APR 1990		0	0
3	GREGORY Ismael	D			9 MAY 1991		0	0
4	PETERSON Desrivieres	D			19 OCT 1990		0	0
5	ELUSMA Pierre	D			3 MAY 1990		0	0
6	BITIELO Jean Jacques	D			28 DEC 1990		0	0
7	PEROU Nicolas	M			24 APR 1990		0	0
8	WIDNER Saint Cyr	M			18 NOV 1990		0	0
9	GERALDY Joseph	M			29 MAY 1990		0	0
10	WISELET Saint Louis	F			10 SEP 1992		0	0
11	VALDO Normil	F			19 DEC 1990		0	0
12	SYLVAIN Gilberto	D			17 AUG 1990		0	0
14	PETERSON Joseph	M			24 APR 1990		0	0
15	HEROLD Charles	M			23 JUL 1990		0	0
17	GUEMSLY Joseph	M			3 JAN 1990		0	0
22	LESLY Guillaume	GK			20 JAN 1991		0	0

Team average age: 16 years 2 months

Team colours

Shirt
1st: Blue
2nd: White

Shorts
Blue
Blue

Socks
Red
Red

Coach

JEAN YVES LABAZE (HAI)

Legend:

D	Defender	F	Forward	GK	Goalkeeper	Intl 'A'	International 'A'
M	Midfielder	Pos	Position				

Team Roster

Formación del Equipo / Escalação das Equipes

As of 27 JUL 2007

HON - HONDURAS

No.	Name	Pos	Height m/ft in	Weight kg/lbs	Date of Birth	Club	Intl 'A'	
							Caps	Goals
1	REYES Francisco Javier	GK			7 FEB 1990		0	0
2	CARIAS Gustavo Alberto	D			22 JUL 1991		0	0
3	CASTRO Angel Gabriel	D			8 SEP 1990		0	0
4	ESCOBAR Fredy Rolando	D			18 APR 1990		0	0
5	FONSECA José Israel	D			24 MAY 1990		0	0
6	CASTRO Kevin Alberto	D			22 AUG 1990		0	0
7	OCAMPO Julio de Jesús	M			12 FEB 1990		0	0
8	PERALTA Orlin Orlando	M			12 FEB 1990		0	0
9	SOSA Fredy Alonso	F			30 JAN 1990		0	0
10	MARTINEZ Christian Samir	F			8 APR 1990		0	0
11	ROJAS Roger Fabricio	F			9 JUN 1990		0	0
13	GARAY José Arael	D			31 JAN 1990		0	0
15	MARTINEZ Ronald Edgardo	M			26 JUL 1990		0	0
16	LEVERON Johnny Harald	D			7 FEB 1990		0	0
17	GARRIDO Luis Fernando	M			5 NOV 1990		0	0
18	ALEMAN David Fernando	M			9 AUG 1990		0	0
20	MEJIA Alfredo Antonio	M			1 JAN 1987		0	0
25	LICONA Marlos Javier	GK			9 FEB 1991	MOTAGUA	0	0

Team average age: 17 years 6 months

Team colours

Shirt

1st: Blue / White
2nd: White

Shorts

Blue
White

Socks

Blue
White

Coach

ESCALANTE Miguel (HON)

Legend:

D	Defender	F	Forward	GK	Goalkeeper	Intl 'A'	International 'A'
M	Midfielder	Pos	Position				

Team Roster

Formación del Equipo / Escalação das Equipes

As of 27 JUL 2007

JAM - JAMAICA

No.	Name	Pos	Height m/ft in	Weight kg/lbs	Date of Birth	Club	Intl 'A'	
							Caps	Goals
1	MILLER Dwayne	GK	1.90/6'3"	85/187	14 JUL 1987	HARBOUR VIEW	0	0
4	CAMPBELL Andrae	D	1.65/5'5"	69/152	14 MAR 1989	PORTMORE UNITED	0	0
5	BROWN Ajuran	D	1.81/5'11"	78/172	1 FEB 1987	AUGUST TOWN	0	0
6	JARRETT Jermaine	D	1.84/6'0"	75/165	17 MAY 1990	HOTCKKISS SCHOOL	0	0
7	COUSINS Ricardo	M	1.55/5'1"	63/139	10 AUG 1987	PORTMORE UNITED	0	0
8	VERNON Eric	D	1.52/5'0"	59/130	4 JUL 1987	PORTMORE UNITED	0	0
9	DALEY Kemmar	M	1.50/4'11"	61/134	18 FEB 1988	MEADHEAVEN UNITED	0	0
10	THOMAS James	F	1.68/5'6"	73/161	20 DEC 1988	ORIGINAL HAZARD	0	0
11	CAMPBELL Edward	M	1.70/5'7"	68/150	15 OCT 1988	VILLAGE UNITED	0	0
12	WOODBINE Obrian	D	1.83/6'0"	66/146	11 JAN 1988	RENO F. C.	0	0
13	KERR Duwayne	GK	1.95/6'5"	90/198	16 JAN 1987	RENO F. C.	0	0
14	ADLAM Alanzo	F	1.50/4'11"	59/130	12 MAR 1989	CAVALIER F. C.	0	0
15	SMITH Dawyne	M	1.80/5'11"	75/165	7 MAR 1988	MEADHEAVEN UNITED	0	0
16	DOYLEY John-Ross	M	1.78/5'10"	75/165	3 JAN 1990	PORTMORE UNITED	0	0
17	BAILEY Norman	GK	1.72/5'8"	76/168	1 FEB 1988	MEADHEAVEN UNITED	0	0
18	THOMPSON Damaine	D	1.66/5'5"	68/150	18 FEB 1990	BAMBOO UNITED	0	0
19	SMITH Troy	D	1.58/5'2"	68/150	24 APR 1987	VILLAGE UNITED	0	0
20	McNAIN Draion	F			28 NOV 1988	RENO F. C.	0	0

Team average age: 19 years 6 months

Team colours

	Shirt	Shorts	Socks
1st:	Gold	Black	Gold
2nd:	Green	Yellow	Yellow
3rd:	Yellow	Yellow	Yellow

Coach DOWNSWELL Wendell (JAM)

Legend:

D	Defender	F	Forward	GK	Goalkeeper	Intl 'A'	International 'A'
M	Midfielder	Pos	Position				

Team Roster

Formación del Equipo / Escalação das Equipes

As of 27 JUL 2007

MEX - MEXICO

No.	Name	Pos	Height m/ft in	Weight kg/lbs	Date of Birth	Club	Intl 'A'	
							Caps	Goals
1	ARIAS Sergio Javier	GK			27 FEB 1988	GUADALAJARA	0	0
2	SANCHEZ Christian Emmanuel	D			4 APR 1989	ATLAS	0	0
3	PEREZ Marco Ivan	D			9 DEC 1987	PACHUCA	0	0
4	AYALA Hugo	D			31 MAR 1987	ATLAS	0	0
5	RECIO Jose Oscar	M			23 JUN 1989	MONTERREY	0	0
6	BERBER Alejandro	M			3 AUG 1987	MONTERREY	0	0
7	MARTINEZ Raul	M			1 APR 1987	PACHUCA	0	0
8	SALINAS Rodolfo	M			29 SEP 1987	S. LUIS	0	0
9	ESQUEDA Enrique Alejandro	F			19 APR 1988	AMERICA	0	0
10	VELASCO Moises Adrian	M			19 OCT 1989	TOLUCA	0	0
11	CERDA Emmanuel	F			27 JAN 1987	TIGRES	0	0
12	FERNANDEZ Aaron	GK			30 JUL 1987	TIGRES	0	0
13	GUZMAN Ever Arsenio	F			15 MAR 1988	MORELIA	0	0
14	PIÑA Jose Jonathan	F			6 JUN 1989	QUERETARO	0	0
15	BARRON Eduardo	D			18 JAN 1987	U.N.A.M.	0	0
16	GALLEGOS Mario	M			15 APR 1988	ATLAS	0	0
17	TORRES Jorge Emmanuel	D			16 JAN 1988	ATLAS	0	0
18	del REAL Rodolfo	M			5 APR 1987	MONTERREY	0	0

Team average age: 19 years 2 months

Team colours **Shirt** **Shorts** **Socks**
1st: Green White Red

Coach GARCIA Isidoro (MEX)

Legend:

D	Defender	F	Forward	GK	Goalkeeper	Intl 'A'	International 'A'
M	Midfielder	Pos	Position				

Team Roster

Formación del Equipo / Escalação das Equipes

As of 27 JUL 2007

USA - USA

No.	Name	Pos	Height m/ft in	Weight kg/lbs	Date of Birth	Club	Intl 'A'	
							Caps	Goals
1	KLASILA Kevin	GK			2 MAY 1989	SANTA CLARA UNIVERSITY	0	0
2	BARRY Shawn	D			23 APR 1990	BOCA JUNIORS	0	0
3	ALSTON Kevin	D			5 MAY 1988	INDIANA UNIVERSITY	0	0
4	ECKHARDT Greg	D			7 JAN 1989	CLEMISON UNIVERSITY	0	0
5	GONZALEZ Omar	F			11 OCT 1988	UNIVERSITY OF MARYLAND	0	0
6	WARSHAW Bobby	M			21 NOV 1988		0	0
7	STEPHENS Michael	F			3 APR 1989	UCLA	0	0
8	McCARTHY Stephen	M			21 JUL 1988	SANTA CLARA UNIVERSITY	0	0
9	HALL Jeremy	M			11 SEP 1988	UNIVERSITY OF MARYLAND	0	0
10	MAROSEVIC Peri	F			5 MAY 1989	ROCKFORD RAPTORS	0	0
11	BARRERA Danny	M			8 JAN 1990	RAMPAGE FC	0	0
12	CRUZ Daniel	F			3 JAN 1990	SERENA WHITE	0	0
13	FOLK Greg	M			10 APR 1987	UCLA	0	0
14	MYERS Chance	D			7 DEC 1987	UCLA	0	0
15	KELLY Daniel	M			29 MAR 1989	TNFC	0	0
16	ANIBABA Jalil	M			19 OCT 1988	SAN JUAN THUNDER	0	0
17	CYRUS Tyler	M			31 JAN 1989	NORFOLK ACADEMY	0	0
18	GROSS Warren	GK			1 JUL 1989	KOSMOS	0	0

Team average age: 18 years 1 month

Team colours

	Shirt	Shorts	Socks
1st:	Navy	Navy	Navy
2nd:	Blue	White	Blue
3rd:	White	Blue	White

Coach JENKINS Bob (USA)

Legend:

D	Defender	F	Forward	GK	Goalkeeper	Intl 'A'	International 'A'
M	Midfielder	Pos	Position				

Team Roster

Formación del Equipo / Escalação das Equipes

As of 27 JUL 2007

VEN - VENEZUELA

No.	Name	Pos	Height m/ft in	Weight kg/lbs	Date of Birth	Club	Intl 'A'	
							Caps	Goals
1	ROMO Rafael	GK			25 FEB 1990	TUREN	0	0
2	MIRABAL Jonny	D			30 JUN 1990	CARACAS F.C.	0	0
3	PERNIA Henry	D			9 NOV 1990	TUREN	0	0
4	VELASQUEZ Jose	D			8 SEP 1990	GUAYANA	0	0
5	FLORES Francisco	M			30 APR 1990	GUAROS	0	0
6	FERNANDEZ Carlos	D			1 SEP 1990	ANZOATEGLI	0	0
7	PARRA Jose	M			6 FEB 1990	IUGC	0	0
8	LOPEZ Richard	M			22 JUL 1990	CARACAS	0	0
9	PAEZ Jose	F			28 SEP 1990	A.C. EMERITENSE	0	0
10	ALTERIO Roberto	M			31 AUG 1990	CARACAS	0	0
11	DEL VALLE Jonatan	F			28 MAY 1990	CARABOBO	0	0
12	TURIBE Jose	GK			6 JAN 1990		0	0
13	PAEZ Gustavo	F			16 APR 1990	A.C. EMERITENSE	0	0
14	CAMACHO Pablo	D			12 DEC 1990	CARACAS F.C.	0	0
15	BLANCO Daniel Alejandro	D			25 MAY 1990	CARACAS	0	0
16	RIVERA Angel	F			16 AUG 1990	CARACAS	0	0
17	SIGNORELLI Franco	M			1 JAN 1991	A.C. EMERITENSE	0	0
18	FASCIANA Francos	M			9 MAY 1990	MONAGAS	0	0

Team average age: 17 years 5 months

Team colours

	Shirt	Shorts	Socks
1st:	Hot Red	Hot Red	Hot Red
2nd:	White	White	White
3rd:	Hot Red	White	White

Coach ARRUDA Vicente (VEN)

Legend:

D	Defender	F	Forward	GK	Goalkeeper	Intl 'A'	International 'A'
M	Midfielder	Pos	Position				

Competition Summary

Resumen de la competición / Sumário da Competição

As of 27 JUL 2007

Group A

Rank	Team	Pts	MP	W	D	L	GF	GA	GD
1q	ECU	7	3	2	1	0	8	5	3
2	BRA	6	3	2	0	1	7	4	3
3	HON	3	3	1	0	2	4	7	-3
4	CRC	1	3	0	1	2	2	5	-3

Team	ECU	BRA	HON	CRC
ECU		4:2 (1:1)	3:2 (2:1)	1:1 (1:1)
BRA	2:4 (1:1)		3:0 (1:0)	2:0 (2:0)
HON	2:3 (1:2)	0:3 (0:1)		2:1 (2:1)
CRC	1:1 (1:1)	0:2 (0:2)	1:2 (1:2)	

Group B

Rank	Team	Pts	MP	W	D	L	GF	GA	GD
1q	BOL	7	3	2	1	0	7	3	4
2q	MEX	7	3	2	1	0	5	1	4
3	USA	3	3	1	0	2	4	7	-3
4	VEN	0	3	0	0	3	1	6	-5

Team	BOL	MEX	USA	VEN
BOL		1:1 (1:0)	4:2 (0:2)	2:0 (2:0)
MEX	1:1 (0:1)		2:0 (0:0)	2:0 (2:0)
USA	2:4 (2:0)	0:2 (0:0)		2:1 (0:0)
VEN	0:2 (0:2)	0:2 (0:2)	1:2 (0:0)	

Group C

Rank	Team	Pts	MP	W	D	L	GF	GA	GD
1q	JAM	9	3	3	0	0	7	0	7
2	COL	4	3	1	1	1	1	1	0
3	ARG	2	3	0	2	1	1	3	-2
4	HAI	1	3	0	1	2	1	6	-5

Team	JAM	COL	ARG	HAI
JAM		1:0 (0:0)	2:0 (0:0)	4:0 (3:0)
COL	0:1 (0:0)		0:0	1:0 (0:0)
ARG	0:2 (0:0)	0:0		1:1 (1:1)
HAI	0:4 (0:3)	0:1 (0:0)	1:1 (1:1)	

Classification

Semi-finals

JAM

Match 19
TUE 24 JUL

MEX

BOL

Match 20
TUE 24 JUL

ECU

Gold Medal Match

JAM (0:0) 5:4 PSO

Match 22
FRI 27 JUL

ECU 0:1 (0:0)

ECU 1:2 (1:0)

Bronze Medal Match

MEX

Match 21
FRI 27 JUL

BOL

MEX 1:0 (1:0)

Final Standings

Medal	Rank	Team
Gold	1	ECU
Silver	2	JAM
Bronze	3	MEX
	4	BOL
	5	BRA
	6	COL
	7	HON
	7	USA
	9	ARG
	10	CRC
	11	HAI
	12	VEN

Note:

If teams are level on points after the first stage, ranking will be decided according to the Competition Regulations.

Legend:

AET	After Extra Time	D	Drawn	GA	Goals Against	GD	Goal Difference
GF	Goals For	L	Lost	MP	Matches Played	PSO	Penalty Shoot-out
Pts	Points	W	Won				

**Miécimo da Silva Complex**Complejo Miecimo da Silva
Complexo Miécimo da Silva15 JUL 2007
11:15**Football**

Fútbol / Futebol

Men

Hombres / Masculino

First Round

Primera Ronda / Primeira Rodada

Match Report

Informe del partido / Relatório da partida

FIRST ROUND GROUP A - MATCH 1

Miécimo da Silva Complex, Rio de Janeiro SUN 15 JUL 2007 START TIME 11:15

**ECU - CRC
1:1 (1:1)****Match Officials:****Referee:** LUNATI Pablo (ARG)
4th Official: ANTEQUERA Joaquin (BOL)
Match Commissioner: GOES Dario (BRA)**Assistant Referee 1:** REBOLLO Juan (ARG)
Assistant Referee 2: PAZ Humberto (BOL)
General Coordinator: OSUNA Romel (BOL)**Goals Scored:**

BRENES Diego (CRC) 13', OCHOA Pablo (ECU) 32'

ECU - ECUADOR[1] BANGUERA Maximo (GK)
[2] FOLLECO Wilson (-80')
[3] MENDEZ Deison
[4] CASTRO Roberto
[5] PINTO Jefferson
[8] MONTERO Jefferson (-78')
[9] ZURA Edmundo (C)
[15] BONE Eduardo (-65')
[16] CHANGO Israel
[17] MARTINEZ Fidel
[18] OCHOA Pablo**Substitutes:**[6] CHASI Hamilton
[7] ALCIVAR Jesus (+78')
[10] ALCIVAR Alex
[11] GUEVARA Fabricio (+65')
[12] VERA German (GK)
[13] DELGADO Carlos (+80')
[14] GEORGE Alex**Coach:** VIZUETE (ECU)**Cautions:**

CASTRO Roberto (ECU) 35', GUZMAN David (CRC) 68', OVIEDO Bryan Josué (CRC) 87'

Expulsions:

None

Additional Time:

first half: 2 min., second half: 5 min.

CRC - COSTA RICA[18] ZAMORA Luis Carlos (GK)
[3] SMITH Roy (C)
[4] SMITH Jordan
[5] LUNA Esteban
[7] BRENES Diego
[8] GUZMAN David (-81')
[9] UREÑA Marcos (-67')
[10] CASTRO Jorge
[13] ROJAS Erick
[14] OVIEDO Bryan Josué
[16] VARELA Jose Daniel**Substitutes:**[1] MOREIRA Leonel (GK)
[2] PALMA Elias
[6] BRENES Miguel
[11] PERALTA Jessy (+81')
[12] CASTRO Bruno (+67')
[15] CHACON Carlos
[17] MARTINEZ Josue**Coach:** UREÑA Manuel Gerardo (CRC)

Match Report

Informe del partido / Relatório da partida

FIRST ROUND GROUP A - MATCH 1

Miécimo da Silva Complex, Rio de Janeiro SUN 15 JUL 2007 START TIME 11:15

ECU - CRC 1:1 (1:1)

ECU - ECUADOR	STATISTICS	CRC - COSTA RICA
11	Shots	11
8	Shots on Goal	7
14	Fouls	16
8	Corner Kicks	3
1	Free Kicks	2
0	Penalty Kicks	0
0	Offsides	2
0	Own Goals	0
1	Cautions (Yellow cards)	2
0	Expulsions (Red cards)	0
49%	Ball Possession	51%
23	Actual Playing Time	24

ECU - ECUADOR

No.	Name	Pos	Min	GF	GA	SG/S	PK	Fouls		Y	R
								FC	FS		
1	BANGUERA Maximo	GK	90		1				1		
2	FOLLECO Wilson	D	80			1/1			2		
3	MENDEZ Deison	D	90			0/1					
4	CASTRO Roberto	D	90					1	1	1	
5	PINTO Jefferson	M	90					1	2		
8	MONTERO Jefferson	M	78			2/2		3			
9	ZURA Edmundo (C)	F	90			2/2		2			
15	BONE Eduardo	M	65			1/2		2	1		
16	CHANGO Israel	D	90			0/1		2			
17	MARTINEZ Fidel	M	90					1	2		
18	OCHOA Pablo	F	90	1		2/2		2	1		
Substitutes											
7	ALCIVAR Jesus	F	12						3		
11	GUEVARA Fabricio	F	25						1		
13	DELGADO Carlos	D	10						1		
Totals					1	1	8/11		14	15	1

CRC - COSTA RICA

No.	Name	Pos	Min	GF	GA	SG/S	PK	Fouls		Y	R
								FC	FS		
18	ZAMORA Luis Carlos	GK	90		1				1		
3	SMITH Roy (C)	D	90					1			
4	SMITH Jordan	D	90					2	1		
5	LUNA Esteban	M	90						2		
7	BRENES Diego	M	90	1		2/2					
8	GUZMAN David	M	81			2/4		3	1	1	
9	URENA Marcos	F	67			1/1		1	2		
10	CASTRO Jorge	F	90			0/1		4	1		
13	ROJAS Erick	D	90								
14	OVIEDO Bryan Josué	D	90					1	2	1	
16	VARELA Jose Daniel	M	90			1/2		3	4		
Substitutes											
11	PERALTA Jessy	M	9					1			
12	CASTRO Bruno	M	23								
Totals					1	1	7/11		16	14	2

Legend:

A	Absent	(C)	Captain	D	Defender	F	Forward
FC	Fouls Committed	FS	Fouls Suffered	FT	Full Time	GA	Goals Against
GF	Goals For	GK	Goalkeeper	HT	Half-time	I	Injured
M	Midfielder	Min	Minutes Played	N	Not eligible to play		
nn+	Additional Time (period follows)			-nn	Time when player substituted out		
+nn	Time when player substituted in			PK	Penalty Kicks (Goals/Shots)	Pos	Position
R	Expulsions (Red Cards)	SG/S	Shots on Goal/Shots	Y	Cautions (Yellow Cards)		

**João Havelange Stadium**Estádio João Havelange
Estádio João Havelange15 JUL 2007
15:30**Football**

Fútbol / Futebol

Men

Hombres / Masculino

First Round

Primera Ronda / Primeira Rodada

Match Report

Informe del partido / Relatório da partida

FIRST ROUND GROUP A - MATCH 3

João Havelange Stadium, Rio de Janeiro SUN 15 JUL 2007 START TIME 15:30

BRA - HON
3:0 (1:0)**Attendance:** 28,214**Match Officials:****Referee:**

CABRERA Fernando (URU)

4th Official:

INVERNIZZI Atilio (PAR)

Match Commissioner:**Assistant Referee 1:**

PASTORINO Carlos (URU)

Assistant Referee 2:

YEGROS Nicolas (PAR)

General Coordinator:

CASTELLI Andres (ARG)

Goals Scored:

LULINHA (BRA) 22' penalty goal, LULINHA (BRA) 66', LULINHA (BRA) 90' penalty goal

BRA - BRAZIL[1] MARCELO (GK)
[2] RAFAEL (-71')
[5] TIAGO (-74')
[6] SILVA Fabio (C)
[7] FELLIPE
[10] LULINHA
[11] ALEX
[13] LAZARO
[14] FORSTER Rafael
[17] CHOCO
[18] JUNIOR (-62')**Substitutes:**[3] MACHADO Michel (+71')
[4] LUCAS
[8] GIULIANO (+74')
[12] RENAN (GK)
[15] COLLAÇO Bruno
[16] TALES (+62')**Coach:** NIZZO Luiz Antonio (BRA)**HON - HONDURAS**[25] LICONA Marlos Javier (GK)
[3] CASTRO Angel Gabriel
[4] ESCOBAR Fredy Rolando
[5] FONSECA José Israel
[9] SOSA Fredy Alonso (-66')
[10] MARTINEZ Christian Samir (-75')
[13] GARAY José Arael
[15] MARTINEZ Ronald Edgardo
[16] LEVERON Johnny Harald (C)
[17] GARRIDO Luis Fernando
[19] CASTELLANOS Carlos Ismael (-62')**Substitutes:**[1] REYES Francisco Javier (GK)
[2] CARIAS Gustavo Alberto
[7] OCAMPO Julio de Jesús (+75')
[8] PERALTA Orlin Orlando (+62')
[11] ROJAS Roger Fabricio (+66')
[18] ALEMAN David Fernando**Coach:** ESCALANTE Miguel (HON)**Cautions:**

GARRIDO Luis Fernando (HON) 7', CASTELLANOS Carlos Ismael (HON) 44', TIAGO (BRA) 45', LEVERON Johnny Harald (HON) 87'

Expulsions:

None

Additional Time:

first half: 1 min., second half: 3 min.

Match Report

Informe del partido / Relatório da partida

FIRST ROUND GROUP A - MATCH 3

João Havelange Stadium, Rio de Janeiro SUN 15 JUL 2007 START TIME 15:30

BRA - HON
3:0 (1:0)

Attendance: 28,214

BRA - BRAZIL

15
10
6
5
1
2
1
0
1
0
0
54%
29

STATISTICS

Shots
Shots on Goal
Fouls
Corner Kicks
Free Kicks
Penalty Kicks
Offsides
Own Goals
Cautions (Yellow cards)
Expulsions (Red cards)
Ball Possession
Actual Playing Time

HON - HONDURAS

2
0
18
0
1
0
0
0
3
0
46%
25

BRA - BRAZIL												
No.	Name	Pos	Min	GF	GA	SG/S	PK	Fouls		Y	R	
								FC	FS			
1	MARCELO	GK	90						1			
2	RAFAEL	D	71			1/2		1				
5	TIAGO	M	74					2	1	1		
6	SILVA Fabio (C)	D	90			0/1			1			
7	FELLIPE	M	90			2/2			2			
10	LULINHA	M	90	3		3/4	2/2	1	4			
11	ALEX	F	90			0/1		1	1			
13	LAZARO	D	90					1				
14	FORSTER Rafael	D	90					1	3			
17	CHOCO	F	90			2/2			1			
18	JUNIOR	F	62									
Substitutes												
3	MACHADO Michel	D	19						1			
8	GIULIANO	M	16			0/1						
16	TALES	M	28			2/2			2			
Totals					3		10/15	2/2	6	18	1	

HON - HONDURAS											
No.	Name	Pos	Min	GF	GA	SG/S	PK	Fouls		Y	R
								FC	FS		
25	LICONA Marlos Javier	GK	90		3						
3	CASTRO Angel Gabriel	D	90					2			
4	ESCOBAR Fredy Rolando	D	90					1			
5	FONSECA José Israel	D	90						1		
9	SOSA Fredy Alonso	F	66					3	1		
10	MARTINEZ Christian Samir	F	75			0/1		1	1		
13	GARAY José Arael	D	90			0/1		1	1		
15	MARTINEZ Ronald Edgardo	M	90					1			
16	LEVERON Johnny Harald (C)	D	90					3		1	
17	GARRIDO Luis Fernando	M	90					2		1	
19	CASTELLANOS Carlos Ismael	M	62					2		1	
Substitutes											
7	OCAMPO Julio de Jesús	M	15						1		
8	PERALTA Orlin Orlando	M	28					1			
11	ROJAS Roger Fabricio	F	24					1			
Totals					3	0/2		18	5	3	

Legend:

A	Absent	(C)	Captain	D	Defender	F	Forward
FC	Fouls Committed	FS	Fouls Suffered	FT	Full Time	GA	Goals Against
GF	Goals For	GK	Goalkeeper	HT	Half-time	I	Injured
M	Midfielder	Min	Minutes Played	N	Not eligible to play		
nn+	Additional Time (period follows)			-nn	Time when player substituted out		
+nn	Time when player substituted in			PK	Penalty Kicks (Goals/Shots)	Pos	Position
R	Expulsions (Red Cards)	SG/S	Shots on Goal/Shots	Y	Cautions (Yellow Cards)		

**João Havelange Stadium**Estádio João Havelange
Estádio João Havelange18 JUL 2007
15:30**Football**

Fútbol / Fútbol

Men

Hombres / Masculino

First Round

Primera Ronda / Primeira Rodada

Match Report

Informe del partido / Relatório da partida

FIRST ROUND GROUP A - MATCH 9

João Havelange Stadium, Rio de Janeiro WED 18 JUL 2007 START TIME 15:30

**BRA - CRC
2:0 (2:0)****Match Officials:****Referee:** POZO Pablo Antonio (CHI)
4th Official: LUNATI Pablo (ARG)
Match Commissioner: SILGUERO Raul (PAR)**Assistant Referee 1:** BASUALDO Patricio (CHI)
Assistant Referee 2: REBOLLO Juan (ARG)
General Coordinator: CASTELLI Andres (ARG)**Goals Scored:**

MAICON (BRA) 18', ALEX (BRA) 24'

BRA - BRAZIL[1] MARCELO (GK)
[2] RAFAEL
[5] TIAGO (-58')
[6] SILVA Fabio (C)
[7] FELLIPE (-80')
[9] MAICON
[10] LULINHA
[11] ALEX
[13] LAZARO
[14] FORSTER Rafael
[18] JUNIOR (-63')**Substitutes:**[3] MACHADO Michel
[4] LUCAS
[8] GIULIANO (+58')
[12] RENAN (GK)
[15] COLLAÇO Bruno
[16] TALES (+80')
[17] CHOCO (+63')**Coach:** NIZZO Luiz Antonio (BRA)**Cautions:**

FELLIPE (BRA) 10', LUNA Esteban (CRC) 13', TIAGO (BRA) 29', CASTRO Bruno (CRC) 63', ROJAS Erick (CRC) 74', FORSTER Rafael (BRA) 74', LULINHA (BRA) 87'

Expulsions:

None

Additional Time:

first half: 1 min., second half: 2 min.

CRC - COSTA RICA[1] MOREIRA Leonel (GK)
[3] SMITH Roy (C)
[5] LUNA Esteban
[7] BRENES Diego (-70')
[8] GUZMAN David
[9] UREÑA Marcos (-29')
[10] CASTRO Jorge
[13] ROJAS Erick
[14] OVIEDO Bryan Josué
[15] CHACON Carlos
[16] VARELA Jose Daniel (-80')**Substitutes:**[2] PALMA Elias
[4] SMITH Jordan
[6] BRENES Miguel
[11] PERALTA Jessy (+70')
[12] CASTRO Bruno (+29')
[17] MARTINEZ Josue (+80')
[18] ZAMORA Luis Carlos (GK)**Coach:** UREÑA Manuel Gerardo (CRC)

Match Report

Informe del partido / Relatório da partida

FIRST ROUND GROUP A - MATCH 9

João Havelange Stadium, Rio de Janeiro WED 18 JUL 2007 START TIME 15:30

BRA - CRC
2:0 (2:0)

BRA - BRAZIL

15
8
12
6
1
0
2
0
4
0
52%
25

STATISTICS

Shots
Shots on Goal
Fouls
Corner Kicks
Free Kicks
Penalty Kicks
Offsides
Own Goals
Cautions (Yellow cards)
Expulsions (Red cards)
Ball Possession
Actual Playing Time

CRC - COSTA RICA

3
0
24
0
0
0
1
0
3
0
48%
23

BRA - BRAZIL											
No.	Name	Pos	Min	GF	GA	SG/S	PK	Fouls		Y	R
								FC	FS		
1	MARCELO	GK	90								
2	RAFAEL	D	90					1	6		
5	TIAGO	M	58			1/1		3		1	
6	SILVA Fabio (C)	D	90			1/1		1	2		
7	FELLIPE	M	80			1/3		1	3	1	
9	MAICON	F	90	1		3/3			2		
10	LULINHA	M	90			0/2		2	4	1	
11	ALEX	F	90	1		2/4			2		
13	LAZARO	D	90					1			
14	FORSTER Rafael	D	90					1	3	1	
18	JUNIOR	F	63			0/1		1	1		
Substitutes											
8	GIULIANO	M	32								
16	TALES	M	10								
17	CHOCO	F	27					1	1		
Totals					2		8/15	12	24	4	

CRC - COSTA RICA											
No.	Name	Pos	Min	GF	GA	SG/S	PK	Fouls		Y	R
								FC	FS		
1	MOREIRA Leonel	GK	90		2						
3	SMITH Roy (C)	D	90					1			
5	LUNA Esteban	M	90			0/2		4		1	
7	BRENES Diego	M	70					2	3		
8	GUZMAN David	M	90			0/1		1	2		
9	URENA Marcos	F	29					2			
10	CASTRO Jorge	F	90					1			
13	ROJAS Erick	D	90						1	1	
14	OVIEDO Bryan Josué	D	90					3			
15	CHACON Carlos	D	90					3	1		
16	VARELA Jose Daniel	M	80					5	1		
Substitutes											
11	PERALTA Jessy	M	20								
12	CASTRO Bruno	M	61					2	3	1	
17	MARTINEZ Josue	F	10								
Totals					2	0/3		24	11	3	

Legend:

A	Absent	(C)	Captain	D	Defender	F	Forward
FC	Fouls Committed	FS	Fouls Suffered	FT	Full Time	GA	Goals Against
GF	Goals For	GK	Goalkeeper	HT	Half-time	I	Injured
M	Midfielder	Min	Minutes Played	N	Not eligible to play		
nn+	Additional Time (period follows)			-nn	Time when player substituted out		
+nn	Time when player substituted in			PK	Penalty Kicks (Goals/ Shots)	Pos	Position
R	Expulsions (Red Cards)	SG/S	Shots on Goal/ Shots	Y	Cautions (Yellow Cards)		



Zico Football Center
Centro de Fútbol Zico
Centro de Futebol do Zico

18 JUL 2007
18:15

Football
Fútbol / Futebol

Men
Hombres / Masculino

First Round
Primera Ronda / Primeira Rodada

Match Report

Informe del partido / Relatório da partida

FIRST ROUND GROUP A - MATCH 12

Zico Football Center, Rio de Janeiro WED 18 JUL 2007 START TIME 18:15

HON - ECU
2:3 (1:2)

Match Officials:

Referee: INVERNIZZI Atilio (PAR)
4th Official: ANTEQUERA Joaquin (BOL)
Match Commissioner: NEJAR Hildo (BRA)

Assistant Referee 1: YEGROS Nicolas (PAR)
Assistant Referee 2: PAZ Humberto (BOL)
General Coordinator:

Goals Scored:

MARTINEZ Ronald Edgardo (HON) 10', ZURA Edmundo (ECU) 11', CASTRO Angel Gabriel (HON) 20' own goal, LEVERON Johnny Harald (HON) 65' penalty goal, CHANGO Israel (ECU) 67'

HON - HONDURAS

[25] LICONA Marlos Javier (GK)
[3] CASTRO Angel Gabriel
[4] ESCOBAR Fredy Rolando (-30')
[5] FONSECA José Israel
[6] CASTRO Kevin Alberto (-61')
[8] PERALTA Orlin Orlando
[9] SOSA Fredy Alonso
[10] MARTINEZ Christian Samir
[15] MARTINEZ Ronald Edgardo
[16] LEVERON Johnny Harald (C)
[17] GARRIDO Luis Fernando (-46' HT)

Substitutes:

[1] REYES Francisco Javier (GK)
[2] CARIAS Gustavo Alberto
[7] OCAMPO Julio de Jesús (+61')
[11] ROJAS Roger Fabricio (+46' HT)
[13] GARAY José Arael (+30')
[18] ALEMAN David Fernando
[19] CASTELLANOS Carlos Ismael

Coach: ESCALANTE Miguel (HON)

Cautions:

PINTO Jefferson (ECU) 61', MONTERO Jefferson (ECU) 69', ALCIVAR Jesus (ECU) 72'

Expulsions:

None

Additional Time:

first half: 1 min., second half: 3 min.

ECU - ECUADOR

[1] BANGUERA Maximo (GK)
[2] FOLLECO Wilson
[3] MENDEZ Deison
[4] CASTRO Roberto
[5] PINTO Jefferson
[8] MONTERO Jefferson (-80')
[9] ZURA Edmundo (C) (-69')
[15] BONE Eduardo (-63')
[16] CHANGO Israel
[17] MARTINEZ Fidel
[18] OCHOA Pablo

Substitutes:

[6] CHASI Hamilton (+63')
[7] ALCIVAR Jesus (+69')
[10] ALCIVAR Alex
[11] GUEVARA Fabricio
[12] VERA German (GK)
[13] DELGADO Carlos (+80')
[14] GEORGE Alex

Coach: VIZUETE (ECU)

Match Report

Informe del partido / Relatório da partida

FIRST ROUND GROUP A - MATCH 12

Zico Football Center, Rio de Janeiro WED 18 JUL 2007 START TIME 18:15

HON - ECU
2:3 (1:2)

HON - HONDURAS	STATISTICS	ECU - ECUADOR
10	Shots	12
5	Shots on Goal	5
15	Fouls	20
4	Corner Kicks	11
0	Free Kicks	1
1	Penalty Kicks	0
2	Offsides	2
1	Own Goals	0
0	Cautions (Yellow cards)	3
0	Expulsions (Red cards)	0
61%	Ball Possession	39%
28	Actual Playing Time	18

HON - HONDURAS

No.	Name	Pos	Min	GF	GA	SG/S	PK	Fouls		Y	R	
								FC	FS			
25	LICONA Marlos Javier	GK	90		3							
3	CASTRO Angel Gabriel	D	90					1				
4	ESCOBAR Fredy Rolando	D	30									
5	FONSECA José Israel	D	90			0/1		1	1			
6	CASTRO Kevin Alberto	D	61					2				
8	PERALTA Orlin Orlando	M	90						4			
9	SOSA Fredy Alonso	F	90			1/1		3	2			
10	MARTINEZ Christian Samir	F	90			3/3		3	3			
15	MARTINEZ Ronald Edgardo	M	90	1		1/2		1	4			
16	LEVERON Johnny Harald (C)	D	90	1		0/1	1/1	1	3			
17	GARRIDO Luis Fernando	M	45			0/1		2				
Substitutes												
7	OCAMPO Julio de Jesús	M	29					1	1			
11	ROJAS Roger Fabricio	F	45									
13	GARAY José Arael	D	60			0/1			1			
Totals					2	3	5/10	1/1	15	19		

ECU - ECUADOR

No.	Name	Pos	Min	GF	GA	SG/S	PK	Fouls		Y	R	
								FC	FS			
1	BANGUERA Maximo	GK	90		2							
2	FOLLECO Wilson	D	90			1/1		1	3			
3	MENDEZ Deison	D	90									
4	CASTRO Roberto	D	90					1	1			
5	PINTO Jefferson	M	90			0/1		3	1	1		
8	MONTERO Jefferson	M	80					3		1		
9	ZURA Edmundo (C)	F	69	1		2/2		1				
15	BONE Eduardo	M	63			0/2		1	3			
16	CHANGO Israel	D	90	1		1/1		2	1			
17	MARTINEZ Fidel	M	90			0/2		2	2			
18	OCHOA Pablo	F	90			1/2		2	1			
Substitutes												
6	CHASI Hamilton	D	27					2				
7	ALCIVAR Jesus	F	21					2	1	1		
13	DELGADO Carlos	D	10			0/1						
Totals					2	2	5/12		20	13	3	

Legend:

A	Absent	(C)	Captain	D	Defender	F	Forward
FC	Fouls Committed	FS	Fouls Suffered	FT	Full Time	GA	Goals Against
GF	Goals For	GK	Goalkeeper	HT	Half-time	I	Injured
M	Midfielder	Min	Minutes Played	N	Not eligible to play		
nn+	Additional Time (period follows)			-nn	Time when player substituted out		
+nn	Time when player substituted in			PK	Penalty Kicks (Goals/Shots)	Pos	Position
R	Expulsions (Red Cards)	SG/S	Shots on Goal/Shots	Y	Cautions (Yellow Cards)		



Maracanã Stadium
Estadio del Maracanã
Estádio do Maracanã

21 JUL 2007
15:00

Football
Fútbol / Futebol

Men
Hombres / Masculino

First Round
Primera Ronda / Primeira Rodada

Match Report

Informe del partido / Relatório da partida

FIRST ROUND GROUP A - MATCH 17

Maracanã Stadium, Rio de Janeiro SAT 21 JUL 2007 START TIME 15:00

BRA - ECU
2:4 (1:1)

Match Officials:

Referee: LUNATI Pablo (ARG)
4th Official: POZO Pablo Antonio (CHI)
Match Commissioner: SILGUERO Raul (PAR)

Assistant Referee 1: REBOLLO Juan (ARG)
Assistant Referee 2: BASUALDO Patricio (CHI)
General Coordinator: CASTELLI Andres (ARG)

Goals Scored:

JUNIOR (BRA) 37', CHASI Hamilton (ECU) 45', ZURA Edmundo (ECU) 47', MONTERO Jefferson (ECU) 62', ALEX (BRA) 71', OCHOA Pablo (ECU) 86'

BRA - BRAZIL

[1] MARCELO (GK)
[2] RAFAEL (-88')
[6] SILVA Fabio (C)
[7] FELLIPE (-63')
[8] GIULIANO
[9] MAICON
[10] LULINHA
[11] ALEX
[13] LAZARO
[14] FORSTER Rafael
[18] JUNIOR (-57')

Substitutes:

[3] MACHADO Michel
[4] LUCAS
[5] TIAGO
[12] RENAN (GK)
[15] COLLAÇO Bruno (+88')
[16] TALES (+57')
[17] CHOCO (+63')

Coach: NIZZO Luiz Antonio (BRA)

Cautions:

CHANGO Israel (ECU) 31', FELLIPE (BRA) 58', BANGUERA Maximo (ECU) 74'

Expulsions:

FORSTER Rafael (BRA) 70'

Additional Time:

first half: 1 min., second half: 4 min.

ECU - ECUADOR

[1] BANGUERA Maximo (GK)
[2] FOLLECO Wilson
[3] MENDEZ Deison
[4] CASTRO Roberto
[5] PINTO Jefferson
[6] CHASI Hamilton
[8] MONTERO Jefferson (-86')
[9] ZURA Edmundo (C) (-78')
[13] DELGADO Carlos (-89')
[16] CHANGO Israel
[17] MARTINEZ Fidel

Substitutes:

[7] ALCIVAR Jesus (+86')
[10] ALCIVAR Alex
[11] GUEVARA Fabricio (+89')
[12] VERA German (GK)
[14] GEORGE Alex
[15] BONE Eduardo
[18] OCHOA Pablo (+78')

Coach: VIZUETE (ECU)

Match Report

Informe del partido / Relatório da partida

FIRST ROUND GROUP A - MATCH 17

Maracanã Stadium, Rio de Janeiro SAT 21 JUL 2007 START TIME 15:00

BRA - ECU
2:4 (1:1)

BRA - BRAZIL	STATISTICS	ECU - ECUADOR
22	Shots	7
11	Shots on Goal	6
6	Fouls	15
9	Corner Kicks	2
0	Free Kicks	1
0	Penalty Kicks	0
1	Offsides	1
0	Own Goals	0
1	Cautions (Yellow cards)	2
1	Expulsions (Red cards)	0
51%	Ball Possession	49%
26	Actual Playing Time	25

BRA - BRAZIL											
No.	Name	Pos	Min	GF	GA	SG/S	PK	Fouls		Y	R
								FC	FS		
1	MARCELO	GK	90		4						
2	RAFAEL	D	88					2	1		
6	SILVA Fabio (C)	D	90			0/1		1	1		
7	FELLIPE	M	63			0/2		1		1	
8	GIULIANO	M	90			0/1					
9	MAICON	F	90			3/5		1	2		
10	LULINHA	M	90			3/4			4		
11	ALEX	F	90	1		3/6		1	2		
13	LAZARO	D	90						1		
14	FORSTER Rafael	D	70						3		1
18	JUNIOR	F	57	1		1/1			1		
Substitutes											
15	COLLAÇO Bruno	D	2								
16	TALES	M	33								
17	CHOCO	F	27			1/2					
Totals				2	4	11/22		6	15	1	1

ECU - ECUADOR											
No.	Name	Pos	Min	GF	GA	SG/S	PK	Fouls		Y	R
								FC	FS		
1	BANGUERA Maximo	GK	90		2				1	1	
2	FOLLECO Wilson	D	90								
3	MENDEZ Deison	D	90								
4	CASTRO Roberto	D	90								
5	PINTO Jefferson	M	90					3	1		
6	CHASI Hamilton	D	90	1		1/1		3			
8	MONTERO Jefferson	M	86	1		1/2		2	1		
9	ZURA Edmundo (C)	F	78	1		1/1			1		
13	DELGADO Carlos	D	89								
16	CHANGO Israel	D	90					2		1	
17	MARTINEZ Fidel	M	90			1/1		2	1		
Substitutes											
7	ALCIVAR Jesus	F	4					1			
11	GUEVARA Fabricio	F	1					1			
18	OCHOA Pablo	F	12	1		2/2		1			
Totals				4	2	6/7		15	5	2	

Legend:

A	Absent	(C)	Captain	D	Defender	F	Forward
FC	Fouls Committed	FS	Fouls Suffered	FT	Full Time	GA	Goals Against
GF	Goals For	GK	Goalkeeper	HT	Half-time	I	Injured
M	Midfielder	Min	Minutes Played	N	Not eligible to play		
nn+	Additional Time (period follows)			-nn	Time when player substituted out		
+nn	Time when player substituted in			PK	Penalty Kicks (Goals/Shots)	Pos	Position
R	Expulsions (Red Cards)	SG/S	Shots on Goal/Shots	Y	Cautions (Yellow Cards)		

**Miécimo da Silva Complex**Complejo Miecimo da Silva
Complexo Miécimo da Silva21 JUL 2007
15:00**Football**

Fútbol / Futebol

Men

Hombres / Masculino

First Round

Primera Ronda / Primeira Rodada

Match Report

Informe del partido / Relatório da partida

FIRST ROUND GROUP A - MATCH 18

Miécimo da Silva Complex, Rio de Janeiro SAT 21 JUL 2007 START TIME 15:00

**CRC - HON
1:2 (1:2)****Match Officials:****Referee:** ANTEQUERA Joaquin (BOL)**4th Official:** INVERNIZZI Atilio (PAR)**Match Commissioner:** GOES Dario (BRA)**Assistant Referee 1:** PAZ Humberto (BOL)**Assistant Referee 2:** YEGROS Nicolas (PAR)**General Coordinator:** OSUNA Romel (BOL)**Goals Scored:**

BRENES Diego (CRC) 10', LEVERON Johnny Harald (HON) 21' penalty goal, LEVERON Johnny Harald (HON) 34'

CRC - COSTA RICA[1] MOREIRA Leonel (GK)
[2] PALMA Elias
[3] SMITH Roy (C)
[4] SMITH Jordan
[5] LUNA Esteban
[6] BRENES Miguel (-46' HT)
[7] BRENES Diego
[10] CASTRO Jorge
[11] PERALTA Jessy
[15] CHACON Carlos (-71')
[17] MARTINEZ Josue (-61')**Substitutes:**[8] GUZMAN David (+71')
[9] UREÑA Marcos (+61')
[13] ROJAS Erick
[16] VARELA Jose Daniel (+46' HT)
[18] ZAMORA Luis Carlos (GK)**Coach:** UREÑA Manuel Gerardo (CRC)**Cautions:**

BRENES Diego (CRC) 65', MEJIA Alfredo Antonio (HON) 87'

Expulsions:

VARELA Jose Daniel (CRC) 69'

Additional Time:

first half: 0 min., second half: 3 min.

HON - HONDURAS[1] REYES Francisco Javier (GK)
[2] CARIAS Gustavo Alberto
[6] CASTRO Kevin Alberto
[7] OCAMPO Julio de Jesús (-76')
[8] PERALTA Orlin Orlando
[9] SOSA Fredy Alonso (-80')
[10] MARTINEZ Christian Samir
[13] GARAY José Arael
[15] MARTINEZ Ronald Edgardo
[16] LEVERON Johnny Harald (C)
[17] GARRIDO Luis Fernando (-84')**Substitutes:**[3] CASTRO Angel Gabriel (+76')
[4] ESCOBAR Fredy Rolando
[11] ROJAS Roger Fabricio (+80')
[18] ALEMAN David Fernando
[19] CASTELLANOS Carlos Ismael
[20] MEJIA Alfredo Antonio (+84')
[25] LICONA Marlos Javier (GK)**Coach:** ESCALANTE Miguel (HON)

Match Report

Informe del partido / Relatório da partida

FIRST ROUND GROUP A - MATCH 18

Miécimo da Silva Complex, Rio de Janeiro SAT 21 JUL 2007 START TIME 15:00

CRC - HON
1:2 (1:2)
CRC - COSTA RICA

 10
 5
 19
 4
 0
 0
 1
 0
 1
 1
 1
 49%
 22

STATISTICS

 Shots
 Shots on Goal
 Fouls
 Corner Kicks
 Free Kicks
 Penalty Kicks
 Offsides
 Own Goals
 Cautions (Yellow cards)
 Expulsions (Red cards)
 Ball Possession
 Actual Playing Time

HON - HONDURAS

 11
 7
 9
 11
 0
 1
 5
 0
 1
 0
 51%
 23

CRC - COSTA RICA												
No.	Name	Pos	Min	GF	GA	SG/S	PK	Fouls		Y	R	
								FC	FS			
1	MOREIRA Leonel	GK	90		2							
2	PALMA Elias	D	90					1	2			
3	SMITH Roy (C)	D	90					1				
4	SMITH Jordan	D	90									
5	LUNA Esteban	M	90						2			
6	BRENES Miguel	M	45					1				
7	BRENES Diego	M	90	1		1/2		4		1		
10	CASTRO Jorge	F	90			0/1		2	1			
11	PERALTA Jessy	M	90					3	1			
15	CHACON Carlos	D	71						1			
17	MARTINEZ Josue	F	61			2/3		5				
Substitutes												
8	GUZMAN David	M	19			1/3		1	1			
9	URENA Marcos	F	29			1/1						
16	VARELA Jose Daniel	M	24					1			1	
Totals					1	2	5/10		19	8	1	1

HON - HONDURAS												
No.	Name	Pos	Min	GF	GA	SG/S	PK	Fouls		Y	R	
								FC	FS			
1	REYES Francisco Javier	GK	90		1							
2	CARIAS Gustavo Alberto	D	90						1			
6	CASTRO Kevin Alberto	D	90						2			
7	OCAMPO Julio de Jesús	M	76			1/2		1	2			
8	PERALTA Orlin Orlando	M	90									
9	SOSA Fredy Alonso	F	80			1/1		1				
10	MARTINEZ Christian Samir	F	90			2/2		4	1			
13	GARAY José Arael	D	90			1/1		1	1			
15	MARTINEZ Ronald Edgardo	M	90						2			
16	LEVERON Johnny Harald (C)	D	90	2		2/3	1/1		4			
17	GARRIDO Luis Fernando	M	84			0/2		1	5			
Substitutes												
3	CASTRO Angel Gabriel	D	14									
11	ROJAS Roger Fabricio	F	10									
20	MEJIA Alfredo Antonio	M	6					1		1		
Totals					2	1	7/11	1/1	9	18	1	

Legend:

A	Absent	(C)	Captain	D	Defender	F	Forward
FC	Fouls Committed	FS	Fouls Suffered	FT	Full Time	GA	Goals Against
GF	Goals For	GK	Goalkeeper	HT	Half-time	I	Injured
M	Midfielder	Min	Minutes Played	N	Not eligible to play		
nn+	Additional Time (period follows)			-nn	Time when player substituted out		
+nn	Time when player substituted in			PK	Penalty Kicks (Goals/Shots)	Pos	Position
R	Expulsions (Red Cards)	SG/S	Shots on Goal/Shots	Y	Cautions (Yellow Cards)		

**Miécimo da Silva Complex**Complejo Miecimo da Silva
Complexo Miécimo da Silva15 JUL 2007
14:00**Football**

Fútbol / Futebol

Men

Hombres / Masculino

First Round

Primera Ronda / Primeira Rodada

Match Report

Informe del partido / Relatório da partida

FIRST ROUND GROUP B - MATCH 2

Miécimo da Silva Complex, Rio de Janeiro SUN 15 JUL 2007 START TIME 14:00

MEX - BOL
1:1 (0:1)**Match Officials:****Referee:** PACHECO Hector (PER)**4th Official:** CERDAS Ricardo (CRC)**Match Commissioner:** GOES Dario (BRA)**Assistant Referee 1:** ABADIE Luis (PER)**Assistant Referee 2:** RAMIREZ Marvin (CRC)**General Coordinator:** OSUNA Romel (BOL)**Goals Scored:**

GUTIERREZ Limberg (BOL) 26', ESQUEDA Enrique Alejandro (MEX) 63'

MEX - MEXICO[1] ARIAS Sergio Javier (GK)
[2] SANCHEZ Christian Emmanuel
[3] PEREZ Marco Ivan
[4] AYALA Hugo (C)
[5] RECIO Jose Oscar
[6] BERBER Alejandro (-76')
[7] MARTINEZ Raul (-46' HT)
[9] ESQUEDA Enrique Alejandro
[10] VELASCO Moises Adrian
[14] PIÑA Jose Jonathan (-54')
[18] del REAL Rodolfo**Substitutes:**[8] SALINAS Rodolfo
[11] CERDA Emmanuel (+46' HT)
[12] FERNANDEZ Aaron (GK)
[13] GUZMAN Ever Arsenio (+54')
[15] BARRON Eduardo (+76')
[16] GALLEGOS Mario
[17] TORRES Jorge Emmanuel**Coach:** GARCIA Isidoro (MEX)**Cautions:**

TORDOYA Carlos Hugo (BOL) 21', RECIO Jose Oscar (MEX) 30', GUTIERREZ Limberg (BOL) 48', SANCHEZ Christian Emmanuel (MEX) 50', RECIO Jose Oscar (MEX) 56', TORRICO Didi (BOL) 61', GONZALES Raul (BOL) 62', VERDUGUEZ Ricardo (BOL) 81'

Expulsions:

RECIO Jose Oscar (MEX) 56' 2nd yellow

Additional Time:

first half: 0 min., second half: 3 min.

BOL - BOLIVIA[1] LAMPE Carlos Emilio (GK)
[2] AGUILAR Juan Gabriel
[3] TORDOYA Carlos Hugo (C)
[4] VERDUGUEZ Ricardo
[5] GONZALES Raul
[6] TORRICO Didi
[7] GATTY Luis
[8] PEÑA Alcides
[9] FIERRO Juan Eduardo
[10] GUTIERREZ Limberg
[11] PINEDO Gustavo**Substitutes:**[12] ARANCIBIA Alex (GK)
[13] ROCA Jammer
[14] JUAREZ Ariel
[15] AGUINO Ronald
[16] BEJARANO Marvin Orlando
[17] VEJARANO Diego
[18] NOE Juan Miguel**Coach:** VILLEGAS Oscar (BOL)

Match Report

Informe del partido / Relatório da partida

FIRST ROUND GROUP B - MATCH 2

Miécimo da Silva Complex, Rio de Janeiro SUN 15 JUL 2007 START TIME 14:00

MEX - BOL
1:1 (0:1)

MEX - MEXICO

11
6
14
1
2
0
4
0
3
1
49%
23

STATISTICS

Shots
Shots on Goal
Fouls
Corner Kicks
Free Kicks
Penalty Kicks
Offsides
Own Goals
Cautions (Yellow cards)
Expulsions (Red cards)
Ball Possession
Actual Playing Time

BOL - BOLIVIA

16
10
30
9
2
0
1
0
5
0
51%
24

MEX - MEXICO												
No.	Name	Pos	Min	GF	GA	SG/S	PK	Fouls		Y	R	
								FC	FS			
1	ARIAS Sergio Javier	GK	90		1							
2	SANCHEZ Christian Emmanuel	D	90						1	1		
3	PEREZ Marco Ivan	D	90					1	1			
4	AYALA Hugo (C)	D	90			0/1						
5	RECIO Jose Oscar	M	56					2	1	2	1	
6	BERBER Alejandro	M	76					1	5			
7	MARTINEZ Raul	M	45					2	3			
9	ESQUEDA Enrique Alejandro	F	90	1		4/8		2	5			
10	VELASCO Moises Adrian	M	90			1/1		3	5			
14	PINA Jose Jonathan	D	54									
18	del REAL Rodolfo	M	90					2	5			
Substitutes												
11	CERDA Emmanuel	F	45			1/1						
13	GUZMAN Ever Arsenio	F	36					1				
15	BARRON Eduardo	D	14									
Totals					1	1	6/11		14	26	3	1

BOL - BOLIVIA												
No.	Name	Pos	Min	GF	GA	SG/S	PK	Fouls		Y	R	
								FC	FS			
1	LAMPE Carlos Emilio	GK	90		1							
2	AGUILAR Juan Gabriel	D	90					1				
3	TORDOYA Carlos Hugo (C)	D	90			1/1		3	1	1		
4	VERDUGUEZ Ricardo	D	90			1/1		6	1	1		
5	GONZALES Raul	D	90					2	1	1		
6	TORRICO Didi	M	90			1/1		3		1		
7	GATTY Luis	M	90					4	1			
8	PENA Alcides	M	90			2/3		4	2			
9	FIERRO Juan Eduardo	F	90			0/1		2	1			
10	GUTIERREZ Limberg	F	90	1		4/5		4	4	1		
11	PINEDO Gustavo	F	90			1/4		1	2			
Substitutes												
Totals					1	1	10/16		30	13	5	

Legend:

A	Absent	(C)	Captain	D	Defender	F	Forward
FC	Fouls Committed	FS	Fouls Suffered	FT	Full Time	GA	Goals Against
GF	Goals For	GK	Goalkeeper	HT	Half-time	I	Injured
M	Midfielder	Min	Minutes Played	N	Not eligible to play		
nn+	Additional Time (period follows)			-nn	Time when player substituted out		
+nn	Time when player substituted in			PK	Penalty Kicks (Goals/Shots)	Pos	Position
R	Expulsions (Red Cards)	SG/S	Shots on Goal/Shots	Y	Cautions (Yellow Cards)		



Zico Football Center
Centro de Fútbol Zico
Centro de Futebol do Zico

15 JUL 2007
18:15

Football
Fútbol / Futebol

Men
Hombres / Masculino

First Round
Primera Ronda / Primeira Rodada

Match Report

Informe del partido / Relatório da partida

CORRECTED

FIRST ROUND GROUP B - MATCH 6

Zico Football Center, Rio de Janeiro SUN 15 JUL 2007 START TIME 18:15

USA - VEN
2:1 (0:0)

Match Officials:

Referee: LOPES H (BRA)
4th Official: BELTRAME Djalma (BRA)
Match Commissioner:

Assistant Referee 1: RODRIGUES Hilton (BRA)
Assistant Referee 2: DOS SANTOS Milton (BRA)
General Coordinator:

Goals Scored:

McCARTHY Stephen (USA) 50', FLORES Francisco (VEN) 76' penalty goal, WARSHAW Bobby (USA) 93'

USA - USA

[18] GROSS Warren (GK)
[3] ALSTON Kevin
[4] ECKHARDT Greg
[5] GONZALEZ Omar
[7] STEPHENS Michael
[8] McCARTHY Stephen (-77')
[10] MAROSEVIC Peri (-64')
[13] FOLK Greg (C) (-86')
[14] MYERS Chance
[15] KELLY Daniel
[16] ANIBABA Jalil

Substitutes:

[1] KLASILA Kevin (GK)
[2] BARRY Shawn
[6] WARSHAW Bobby (+77')
[9] HALL Jeremy (+64')
[11] BARRERA Danny
[12] CRUZ Daniel (+86')
[17] CYRUS Tyler

Coach: JENKINS Bob (USA)

Cautions:

FOLK Greg (USA) 19', MIRABAL Jonny (VEN) 20', ALSTON Kevin (USA) 28', RIVERA Angel (VEN) 30', STEPHENS Michael (USA) 64', MIRABAL Jonny (VEN) 68', ANIBABA Jalil (USA) 75', CRUZ Daniel (USA) 93'

Expulsions:

MIRABAL Jonny (VEN) 68' 2nd yellow

Additional Time:

first half: 4 min., second half: 3 min.

VEN - VENEZUELA

[1] ROMO Rafael (GK) (-44')
[2] MIRABAL Jonny
[4] VELASQUEZ Jose
[5] FLORES Francisco (C)
[6] FERNANDEZ Carlos
[8] LOPEZ Richard
[11] VALLE Yonatan
[13] PEREZ Gustavo (-57')
[14] CAMACHO Pablo
[16] RIVERA Angel (-70')
[17] SIGNORELLI Franco

Substitutes:

[3] PERNIA Henry
[7] PARRA Jose
[9] PAEZ Jose
[10] ALTERIO Roberto
[12] ISSA Jean Carlos (GK) (+44')
[15] BLANCO Daniel Alejandro (+57')
[18] FASCIANA Francos (+70')

Coach: ARRUDA Vicente (VEN)

Match Report

Informe del partido / Relatório da partida

CORRECTED

FIRST ROUND GROUP B - MATCH 6

Zico Football Center, Rio de Janeiro SUN 15 JUL 2007 START TIME 18:15

USA - VEN
2:1 (0:0)

USA - USA	STATISTICS	VEN - VENEZUELA
7	Shots	8
3	Shots on Goal	4
15	Fouls	14
4	Corner Kicks	5
0	Free Kicks	0
0	Penalty Kicks	1
4	Offsides	4
0	Own Goals	0
5	Cautions (Yellow cards)	3
0	Expulsions (Red cards)	1
52%	Ball Possession	48%
26	Actual Playing Time	25

USA - USA											
No.	Name	Pos	Min	GF	GA	SG/S	PK	Fouls		Y	R
								FC	FS		
18	GROSS Warren	GK	90		1						
3	ALSTON Kevin	D	90						2	1	
4	ECKHARDT Greg	D	90								
5	GONZALEZ Omar	F	90					3	1		
7	STEPHENS Michael	F	90			0/1		2	3	1	
8	McCARTHY Stephen	M	77	1		2/2		1	2		
10	MAROSEVIC Peri	F	64			0/2		1			
13	FOLK Greg (C)	M	86					1		1	
14	MYERS Chance	D	90					4	3		
15	KELLY Daniel	M	90						1		
16	ANIBABA Jalil	M	90					2		1	
Substitutes											
6	WARSHAW Bobby	M	13	1		1/1					
9	HALL Jeremy	M	26						1		
12	CRUZ Daniel	F	4			0/1		1	1	1	
Totals				2	1	3/7		15	14	5	

VEN - VENEZUELA											
No.	Name	Pos	Min	GF	GA	SG/S	PK	Fouls		Y	R
								FC	FS		
1	ROMO Rafael	GK	44								
2	MIRABAL Jonny	D	68					2		2	1
4	VELASQUEZ Jose	D	90						1		
5	FLORES Francisco (C)	M	90	1		0/1	1/1	1	6		
6	FERNANDEZ Carlos	D	90					2			
8	LOPEZ Richard	M	90					2	2		
11	VALLE Yonatan	F	90			1/3		3	1		
13	PEREZ Gustavo	F	57			1/1		1	1		
14	CAMACHO Pablo	D	90								
16	RIVERA Angel	F	70			2/3		2	2	1	
17	SIGNORELLI Franco	M	90						1		
Substitutes											
12	ISSA Jean Carlos	GK	46		2						
15	BLANCO Daniel Alejandro	D	33								
18	FASCIANA Francos	M	20					1	1		
Totals				1	2	4/8	1/1	14	15	3	1

Legend:

A	Absent	(C)	Captain	D	Defender	F	Forward
FC	Fouls Committed	FS	Fouls Suffered	FT	Full Time	GA	Goals Against
GF	Goals For	GK	Goalkeeper	HT	Half-time	I	Injured
M	Midfielder	Min	Minutes Played	N	Not eligible to play		
nn+	Additional Time (period follows)			-nn	Time when player substituted out		
+nn	Time when player substituted in			PK	Penalty Kicks (Goals/Shots)	Pos	Position
R	Expulsions (Red Cards)	SG/S	Shots on Goal/Shots	Y	Cautions (Yellow Cards)		

**Miécimo da Silva Complex**Complejo Miécimo da Silva
Complexo Miécimo da Silva18 JUL 2007
15:00**Football**

Fútbol / Futebol

Men

Hombres / Masculino

First Round

Primera Ronda / Primeira Rodada

Match Report

Informe del partido / Relatório da partida

FIRST ROUND GROUP B - MATCH 8

Miécimo da Silva Complex, Rio de Janeiro WED 18 JUL 2007 START TIME 15:00

**BOL - USA
4:2 (0:2)****Match Officials:****Referee:** TARDELLI Wagner (BRA)**4th Official:** LOPES Helber (BRA)**Match Commissioner:** GOES Dario (BRA)**Assistant Referee 1:** TAVARES Aristeu (BRA)**Assistant Referee 2:** BANDEIRA Eric (BRA)**General Coordinator:** OSUNA Romel (BOL)**Goals Scored:**

GONZALEZ Omar (USA) 34', GONZALEZ Omar (USA) 41', PINEDO Gustavo (BOL) 47', FIERRO Juan Eduardo (BOL) 56', GUTIERREZ Limberg (BOL) 63', PINEDO Gustavo (BOL) 81'

BOL - BOLIVIA[1] LAMPE Carlos Emilio (GK)
[2] AGUILAR Juan Gabriel
[3] TORDOYA Carlos Hugo (C)
[5] GONZALES Raul
[6] TORRICO Didi
[7] GATTY Luis
[8] PEÑA Alcides (-67')
[9] FIERRO Juan Eduardo (-80')
[10] GUTIERREZ Limberg (-90')
[11] PINEDO Gustavo
[16] BEJARANO Marvin Orlando**Substitutes:**[4] VERDUGUEZ Ricardo
[12] ARANCIBIA Alex (GK)
[13] ROCA Jammer
[14] JUAREZ Ariel (+67')
[15] AGUINO Ronald (+80')
[17] VEJARANO Diego (+90')
[18] NOE Juan Miguel**Coach:** VILLEGAS Oscar (BOL)**Cautions:**

McCARTHY Stephen (USA) 30', GONZALES Raul (BOL) 69'

Expulsions:

None

Additional Time:

first half: 2 min., second half: 3 min.

USA - USA[18] GROSS Warren (GK)
[3] ALSTON Kevin
[4] ECKHARDT Greg (-76')
[5] GONZALEZ Omar
[7] STEPHENS Michael
[8] McCARTHY Stephen (-68')
[9] HALL Jeremy
[13] FOLK Greg (C)
[14] MYERS Chance
[15] KELLY Daniel (-61')
[16] ANIBABA Jalil**Substitutes:**[1] KLASILA Kevin (GK)
[2] BARRY Shawn
[6] WARSHAW Bobby (+68')
[10] MAROSEVIC Peri (+61')
[11] BARRERA Danny
[12] CRUZ Daniel (+76')
[17] CYRUS Tyler**Coach:** JENKINS Bob (USA)

Match Report

Informe del partido / Relatório da partida

FIRST ROUND GROUP B - MATCH 8

Miécimo da Silva Complex, Rio de Janeiro WED 18 JUL 2007 START TIME 15:00

BOL - USA
4:2 (0:2)
BOL - BOLIVIA

 15
 8
 12
 1
 3
 0
 6
 0
 1
 0
 52%
 24

STATISTICS

 Shots
 Shots on Goal
 Fouls
 Corner Kicks
 Free Kicks
 Penalty Kicks
 Offsides
 Own Goals
 Cautions (Yellow cards)
 Expulsions (Red cards)
 Ball Possession
 Actual Playing Time

USA - USA

 10
 8
 19
 4
 0
 1
 0
 0
 1
 0
 48%
 22

BOL - BOLIVIA												
No.	Name	Pos	Min	GF	GA	SG/S	PK	Fouls		Y	R	
								FC	FS			
1	LAMPE Carlos Emilio	GK	90		2				1			
2	AGUILAR Juan Gabriel	D	90					1				
3	TORDOYA Carlos Hugo (C)	D	90			0/2			4			
5	GONZALES Raul	D	90					2	1	1		
6	TORRICO Didi	M	90			1/3		3				
7	GATTY Luis	M	90			0/1		2	4			
8	PENA Alcides	M	67						2			
9	FIERRO Juan Eduardo	F	80	1		3/3			3			
10	GUTIERREZ Limberg	F	89	1		2/3		2	2			
11	PINEDO Gustavo	F	90	2		2/2		1	2			
16	BEJARANO Marvin Orlando	D	90			0/1						
Substitutes												
14	JUAREZ Ariel	M	23					1				
15	AGUINO Ronald	D	10									
17	VEJARANO Diego	D	1									
Totals					4	2	8/15		12	19	1	

USA - USA												
No.	Name	Pos	Min	GF	GA	SG/S	PK	Fouls		Y	R	
								FC	FS			
18	GROSS Warren	GK	90		4							
3	ALSTON Kevin	D	90			1/1		3	2			
4	ECKHARDT Greg	D	76					1				
5	GONZALEZ Omar	F	90	2		4/4		4	1			
7	STEPHENS Michael	F	90			1/1	0/1	2	1			
8	McCARTHY Stephen	M	68			1/1		1	3	1		
9	HALL Jeremy	M	90			0/1		1	3			
13	FOLK Greg (C)	M	90			1/1		1				
14	MYERS Chance	D	90					5				
15	KELLY Daniel	M	61			0/1						
16	ANIBABA Jalil	M	90					1	1			
Substitutes												
6	WARSHAW Bobby	M	22									
10	MAROSEVIC Peri	F	29						1			
12	CRUZ Daniel	F	14									
Totals					2	4	8/10	0/1	19	12	1	

Legend:

A	Absent	(C)	Captain	D	Defender	F	Forward
FC	Fouls Committed	FS	Fouls Suffered	FT	Full Time	GA	Goals Against
GF	Goals For	GK	Goalkeeper	HT	Half-time	I	Injured
M	Midfielder	Min	Minutes Played	N	Not eligible to play		
nn+	Additional Time (period follows)			-nn	Time when player substituted out		
+nn	Time when player substituted in			PK	Penalty Kicks (Goals/Shots)	Pos	Position
R	Expulsions (Red Cards)	SG/S	Shots on Goal/Shots	Y	Cautions (Yellow Cards)		

**João Havelange Stadium**Estádio João Havelange
Estádio João Havelange18 JUL 2007
18:15**Football**

Fútbol / Futebol

Men

Hombres / Masculino

First Round

Primera Ronda / Primeira Rodada

Match Report

Informe del partido / Relatório da partida

FIRST ROUND GROUP B - MATCH 11

João Havelange Stadium, Rio de Janeiro WED 18 JUL 2007 START TIME 18:15

**MEX - VEN
2:0 (2:0)****Match Officials:****Referee:** VERA Carlos (ECU)
4th Official: CERDAS Ricardo (CRC)
Match Commissioner: SILGUERO Raul (PAR)**Assistant Referee 1:** HERRERA Carlos (ECU)
Assistant Referee 2: RAMIREZ Marvin (CRC)
General Coordinator: CASTELLI Andres (ARG)**Goals Scored:**

VELASCO Moises Adrian (MEX) 2', ESQUEDA Enrique Alejandro (MEX) 14'

MEX - MEXICO[1] ARIAS Sergio Javier (GK)
[2] SANCHEZ Christian Emmanuel
[4] AYALA Hugo (C)
[7] MARTINEZ Raul
[9] ESQUEDA Enrique Alejandro
[10] VELASCO Moises Adrian
[14] PIÑA Jose Jonathan (-61')
[15] BARRON Eduardo
[16] GALLEGOS Mario (-74')
[17] TORRES Jorge Emmanuel
[18] del REAL Rodolfo (-67')**Substitutes:**[3] PEREZ Marco Ivan
[6] BERBER Alejandro (+74')
[8] SALINAS Rodolfo (+67')
[11] CERDA Emmanuel
[12] FERNANDEZ Aaron (GK)
[13] GUZMAN Ever Arsenio (+61')**Coach:** GARCIA Isidoro (MEX)**Cautions:**

FERNANDEZ Carlos (VEN) 23', LOPEZ Richard (VEN) 26', GUZMAN Ever Arsenio (MEX) 61', PERNIA Henry (VEN) 70', MARTINEZ Raul (MEX) 71', SIGNORELLI Franco (VEN) 88'

Expulsions:

FLORES Francisco (VEN) 35'

Additional Time:

first half: 2 min., second half: 3 min.

VEN - VENEZUELA[1] ROMO Rafael (GK)
[3] PERNIA Henry
[4] VELASQUEZ Jose
[5] FLORES Francisco (C)
[6] FERNANDEZ Carlos (-58')
[8] LOPEZ Richard
[11] DEL VALLE Jonatan (-73')
[13] PAEZ Gustavo (-38')
[15] BLANCO Daniel Alejandro
[16] RIVERA Angel
[17] SIGNORELLI Franco**Substitutes:**[7] PARRA Jose (+58')
[9] PAEZ Jose (+73')
[10] ALTERIO Roberto
[12] TURIPE Jose (GK)
[14] CAMACHO Pablo
[18] FASCIANA Francos (+38')**Coach:** ARRUDA Vicente (VEN)

Match Report

Informe del partido / Relatório da partida

FIRST ROUND GROUP B - MATCH 11

João Havelange Stadium, Rio de Janeiro WED 18 JUL 2007 START TIME 18:15

MEX - VEN
2:0 (2:0)

MEX - MEXICO

12
9
21
2
0
0
2
0
2
0
0
2
0
55%
24

STATISTICS

Shots
Shots on Goal
Fouls
Corner Kicks
Free Kicks
Penalty Kicks
Offsides
Own Goals
Cautions (Yellow cards)
Expulsions (Red cards)
Ball Possession
Actual Playing Time

VEN - VENEZUELA

4
3
18
4
1
0
0
0
4
1
45%
20

MEX - MEXICO

No.	Name	Pos	Min	GF	GA	SG/S	PK	Fouls		Y	R
								FC	FS		
1	ARIAS Sergio Javier	GK	90								
2	SANCHEZ Christian Emmanuel	D	90					1	1		
4	AYALA Hugo (C)	D	90			1/1		1	1		
7	MARTINEZ Raul	M	90			1/1		6	1	1	
9	ESQUEDA Enrique Alejandro	F	90	1		2/4		2	5		
10	VELASCO Moises Adrian	M	90	1		2/2		3	2		
14	PINA Jose Jonathan	F	61					1	1		
15	BARRON Eduardo	D	90			1/1					
16	GALLEGOS Mario	M	74					1			
17	TORRES Jorge Emmanuel	D	90			1/1		2	1		
18	del REAL Rodolfo	M	66			0/1		2	3		
Substitutes											
6	BERBER Alejandro	M	16								
8	SALINAS Rodolfo	M	24						1		
13	GUZMAN Ever Arsenio	F	29			1/1		2	1	1	
Totals					2		9/12	21	17	2	

VEN - VENEZUELA

No.	Name	Pos	Min	GF	GA	SG/S	PK	Fouls		Y	R
								FC	FS		
1	ROMO Rafael	GK	90		2						
3	PERNIA Henry	D	90					3	1	1	
4	VELASQUEZ Jose	D	90						1		
5	FLORES Francisco (C)	M	35					2	1		1
6	FERNANDEZ Carlos	D	58					1	1	1	
8	LOPEZ Richard	M	90					3	1	1	
11	DEL VALLE Jonatan	F	73			1/2		2	8		
13	PAEZ Gustavo	F	37								
15	BLANCO Daniel Alejandro	D	90					1			
16	RIVERA Angel	F	90					2	2		
17	SIGNORELLI Franco	M	90					2	2	1	
Substitutes											
7	PARRA Jose	M	32						4		
9	PAEZ Jose	F	17					1			
18	FASCIANA Francos	M	53			2/2		1			
Totals					2	3/4		18	21	4	1

Legend:

A	Absent	(C)	Captain	D	Defender	F	Forward
FC	Fouls Committed	FS	Fouls Suffered	FT	Full Time	GA	Goals Against
GF	Goals For	GK	Goalkeeper	HT	Half-time	I	Injured
M	Midfielder	Min	Minutes Played	N	Not eligible to play		
nn+	Additional Time (period follows)			-nn	Time when player substituted out		
+nn	Time when player substituted in			PK	Penalty Kicks (Goals/Shots)	Pos	Position
R	Expulsions (Red Cards)	SG/S	Shots on Goal/Shots	Y	Cautions (Yellow Cards)		



Maracanã Stadium
Estadio del Maracanã
Estádio do Maracanã

21 JUL 2007
10:00

Football
Fútbol / Futebol

Men
Hombres / Masculino

First Round
Primera Ronda / Primeira Rodada

Match Report

Informe del partido / Relatório da partida

FIRST ROUND GROUP B - MATCH 13

Maracanã Stadium, Rio de Janeiro SAT 21 JUL 2007 START TIME 10:00

USA - MEX
0:2 (0:0)

Match Officials:

Referee: CABRERA Fernando (URU)
4th Official: PACHECO Hector (PER)
Match Commissioner: SILGUERO Raul (PAR)

Assistant Referee 1: PASTORINO Carlos (URU)
Assistant Referee 2: ABADIE Luis (PER)
General Coordinator: CASTELLI Andres (ARG)

Goals Scored:

del REAL Rodolfo (MEX) 75', ESQUEDA Enrique Alejandro (MEX) 78'

USA - USA

[18] GROSS Warren (GK)
[2] BARRY Shawn (-54')
[3] ALSTON Kevin
[4] ECKHARDT Greg
[5] GONZALEZ Omar
[6] WARSHAW Bobby
[7] STEPHENS Michael (-46' HT)
[8] McCARTHY Stephen
[10] MAROSEVIC Peri (-66')
[14] MYERS Chance
[16] ANIBABA Jalil (C)

Substitutes:

[1] KLASILA Kevin (GK)
[9] HALL Jeremy
[11] BARRERA Danny (+54')
[12] CRUZ Daniel (+66')
[13] FOLK Greg
[15] KELLY Daniel (+46' HT)
[17] CYRUS Tyler

Coach: JENKINS Bob (USA)

Cautions:

ANIBABA Jalil (USA) 40', BARRERA Danny (USA) 63', ANIBABA Jalil (USA) 72', BARRERA Danny (USA) 80', MYERS Chance (USA) 86'

Expulsions:

ANIBABA Jalil (USA) 72' 2nd yellow, BARRERA Danny (USA) 80' 2nd yellow

Additional Time:

first half: 1 min., second half: 2 min.

MEX - MEXICO

[1] ARIAS Sergio Javier (GK)
[2] SANCHEZ Christian Emmanuel
[4] AYALA Hugo (C)
[7] MARTINEZ Raul
[9] ESQUEDA Enrique Alejandro
[10] VELASCO Moises Adrian (-88')
[14] PIÑA Jose Jonathan
[15] BARRON Eduardo (-76')
[16] GALLEGOS Mario (-74')
[17] TORRES Jorge Emmanuel
[18] del REAL Rodolfo

Substitutes:

[3] PEREZ Marco Ivan
[5] RECIO Jose Oscar (+76')
[6] BERBER Alejandro (+74')
[8] SALINAS Rodolfo
[11] CERDA Emmanuel (+88')
[12] FERNANDEZ Aaron (GK)
[13] GUZMAN Ever Arsenio

Coach: GARCIA Isidoro (MEX)

Match Report

Informe del partido / Relatório da partida

FIRST ROUND GROUP B - MATCH 13

Maracanã Stadium, Rio de Janeiro SAT 21 JUL 2007 START TIME 10:00

USA - MEX
0:2 (0:0)

USA - USA	STATISTICS	MEX - MEXICO
4	Shots	15
1	Shots on Goal	11
15	Fouls	5
4	Corner Kicks	2
0	Free Kicks	1
0	Penalty Kicks	1
0	Offsides	4
0	Own Goals	0
5	Cautions (Yellow cards)	0
2	Expulsions (Red cards)	0
32%	Ball Possession	68%
12	Actual Playing Time	25

USA - USA											
No.	Name	Pos	Min	GF	GA	SG/S	PK	Fouls		Y	R
								FC	FS		
18	GROSS Warren	GK	90		2						
2	BARRY Shawn	D	54						1		
3	ALSTON Kevin	D	90					1			
4	ECKHARDT Greg	D	90			1/1		1			
5	GONZALEZ Omar	F	90			0/1			1		
6	WARSHAW Bobby	M	90					3	1		
7	STEPHENS Michael	F	45								
8	McCARTHY Stephen	M	90					4			
10	MAROSEVIC Peri	F	66			0/1					
14	MYERS Chance	D	90					1	1	1	
16	ANIBABA Jalil (C)	M	71					2		2	1
Substitutes											
11	BARRERA Danny	M	26					2		2	1
12	CRUZ Daniel	F	24								
15	KELLY Daniel	M	45			0/1		1	1		
Totals					2	1/4		15	5	5	2

MEX - MEXICO											
No.	Name	Pos	Min	GF	GA	SG/S	PK	Fouls		Y	R
								FC	FS		
1	ARIAS Sergio Javier	GK	90								
2	SANCHEZ Christian Emmanuel	D	90						1		
4	AYALA Hugo (C)	D	90						1		
7	MARTINEZ Raul	M	90					1	4		
9	ESQUEDA Enrique Alejandro	F	90	1		1/2	0/1		1		
10	VELASCO Moises Adrian	M	88			4/6		1	2		
14	PINA Jose Jonathan	F	90			2/3			3		
15	BARRON Eduardo	D	76			2/2		1	1		
16	GALLEGOS Mario	M	74					2			
17	TORRES Jorge Emmanuel	D	90								
18	del REAL Rodolfo	M	90	1		2/2			1		
Substitutes											
5	RECIO Jose Oscar	M	14								
6	BERBER Alejandro	M	16								
11	CERDA Emmanuel	F	2								
Totals				2		11/15	0/1	5	14		

Legend:

A	Absent	(C)	Captain	D	Defender	F	Forward
FC	Fouls Committed	FS	Fouls Suffered	FT	Full Time	GA	Goals Against
GF	Goals For	GK	Goalkeeper	HT	Half-time	I	Injured
M	Midfielder	Min	Minutes Played	N	Not eligible to play		
nn+	Additional Time (period follows)			-nn	Time when player substituted out		
+nn	Time when player substituted in			PK	Penalty Kicks (Goals/Shots)	Pos	Position
R	Expulsions (Red Cards)	SG/S	Shots on Goal/Shots	Y	Cautions (Yellow Cards)		



Zico Football Center
Centro de Fútbol Zico
Centro de Futebol do Zico

21 JUL 2007
10:00

Football
Fútbol / Futebol

Men
Hombres / Masculino

First Round
Primera Ronda / Primeira Rodada

Match Report

Informe del partido / Relatório da partida

FIRST ROUND GROUP B - MATCH 14

Zico Football Center, Rio de Janeiro SAT 21 JUL 2007 START TIME 10:00

VEN - BOL
0:2 (0:2)

Match Officials:

Referee: CERDAS Ricardo (CRC)
4th Official: VERA Carlos (ECU)
Match Commissioner: NEJAR Hildo (BRA)

Assistant Referee 1: RAMIREZ Marvin (CRC)
Assistant Referee 2: HERRERA Carlos (ECU)
General Coordinator:

Goals Scored:

FIERRO Juan Eduardo (BOL) 7', FIERRO Juan Eduardo (BOL) 32'

VEN - VENEZUELA

[1] ROMO Rafael (GK)
[2] MIRABAL Jonny
[3] PERNIA Henry
[4] VELASQUEZ Jose (C)
[6] FERNANDEZ Carlos (-46' HT)
[7] PARRA Jose (-77')
[8] LOPEZ Richard
[15] BLANCO Daniel Alejandro
[16] RIVERA Angel
[17] SIGNORELLI Franco
[18] FASCIANA Francos (-46' HT)

Substitutes:

[9] PAEZ Jose (+77')
[10] ALTERIO Roberto (+46' HT)
[11] DEL VALLE Jonatan (+46' HT)
[12] TURIPE Jose (GK)
[13] PAEZ Gustavo
[14] CAMACHO Pablo
[5] FLORES Francisco (N)

Coach: ARRUDA Vicente (VEN)

Cautions:

PARRA Jose (VEN) 4', TORDOYA Carlos Hugo (BOL) 15', MIRABAL Jonny (VEN) 17', PEÑA Alcides (BOL) 35', BLANCO Daniel Alejandro (VEN) 35'

Expulsions:

None

Additional Time:

first half: 1 min., second half: 0 min.

BOL - BOLIVIA

[1] LAMPE Carlos Emilio (GK)
[2] AGUILAR Juan Gabriel
[3] TORDOYA Carlos Hugo (C)
[6] TORRICO Didi
[7] GATTY Luis
[8] PEÑA Alcides (-89')
[9] FIERRO Juan Eduardo (-77')
[10] GUTIERREZ Limberg (-86')
[11] PINEDO Gustavo
[15] AGUINO Ronald
[16] BEJARANO Marvin Orlando

Substitutes:

[4] VERDUGUEZ Ricardo (+89')
[12] ARANCIBIA Alex (GK)
[13] ROCA Jammer
[14] JUAREZ Ariel (+77')
[17] VEJARANO Diego
[18] NOE Juan Miguel (+86')
[5] GONZALES Raul (N)

Coach: VILLEGAS Oscar (BOL)

Match Report

Informe del partido / Relatório da partida

FIRST ROUND GROUP B - MATCH 14

Zico Football Center, Rio de Janeiro SAT 21 JUL 2007 START TIME 10:00

VEN - BOL
0:2 (0:2)

VEN - VENEZUELA

3
1
15
0
1
0
1
0
3
0
50%
28

STATISTICS

Shots
Shots on Goal
Fouls
Corner Kicks
Free Kicks
Penalty Kicks
Offsides
Own Goals
Cautions (Yellow cards)
Expulsions (Red cards)
Ball Possession
Actual Playing Time

BOL - BOLIVIA

19
9
17
5
2
0
8
0
2
0
50%
27

VEN - VENEZUELA											
No.	Name	Pos	Min	GF	GA	SG/S	PK	Fouls		Y	R
								FC	FS		
1	ROMO Rafael	GK	90		2						
2	MIRABAL Jonny	D	90					5	3	1	
3	PERNIA Henry	D	90								
4	VELASQUEZ Jose (C)	D	90						1		
6	FERNANDEZ Carlos	D	45					1			
7	PARRA Jose	M	77					1	5	1	
8	LOPEZ Richard	M	90					2	2		
15	BLANCO Daniel Alejandro	D	90					1		1	
16	RIVERA Angel	F	90			1/2		4	3		
17	SIGNORELLI Franco	M	90					1	1		
18	FASCIANA Francos	M	45								
Substitutes											
9	PAEZ Jose	F	13						1		
10	ALTERIO Roberto	M	45								
11	DEL VALLE Jonatan	F	45			0/1			1		
Totals					2	1/3		15	17	3	

BOL - BOLIVIA											
No.	Name	Pos	Min	GF	GA	SG/S	PK	Fouls		Y	R
								FC	FS		
1	LAMPE Carlos Emilio	GK	90								
2	AGUILAR Juan Gabriel	D	90					1			
3	TORDOYA Carlos Hugo (C)	D	90					4		1	
6	TORRICO Didi	M	90			0/1			1		
7	GATTY Luis	M	90			3/3			2		
8	PENA Alcides	M	89			1/2		6	3	1	
9	FIERRO Juan Eduardo	F	77	2		3/4		1	3		
10	GUTIERREZ Limberg	F	86			1/6					
11	PINEDO Gustavo	F	90			0/2		2			
15	AGUINO Ronald	D	90								
16	BEJARANO Marvin Orlando	D	90			1/1		2	3		
Substitutes											
4	VERDUGUEZ Ricardo	D	1						1		
14	JUAREZ Ariel	M	13					1			
18	NOE Juan Miguel	M	4								
Totals				2		9/19		17	13	2	

Legend:

A	Absent	(C)	Captain	D	Defender	F	Forward
FC	Fouls Committed	FS	Fouls Suffered	FT	Full Time	GA	Goals Against
GF	Goals For	GK	Goalkeeper	HT	Half-time	I	Injured
M	Midfielder	Min	Minutes Played	N	Not eligible to play		
nn+	Additional Time (period follows)			-nn	Time when player substituted out		
+nn	Time when player substituted in			PK	Penalty Kicks (Goals/Shots)	Pos	Position
R	Expulsions (Red Cards)	SG/S	Shots on Goal/Shots	Y	Cautions (Yellow Cards)		



Zico Football Center
Centro de Fútbol Zico
Centro de Futebol do Zico

15 JUL 2007
15:30

Football
Fútbol / Futebol

Men
Hombres / Masculino

First Round
Primera Ronda / Primeira Rodada

Match Report

Informe del partido / Relatório da partida

FIRST ROUND GROUP C - MATCH 4

Zico Football Center, Rio de Janeiro SUN 15 JUL 2007 START TIME 15:30

COL - JAM
0:1 (0:0)

Match Officials:

Referee: POZO Pablo Antonio (CHI)
4th Official: VERA Carlos (ECU)
Match Commissioner:

Assistant Referee 1: BASUALDO Patricio (CHI)
Assistant Referee 2: HERRERA Carlos (ECU)
General Coordinator:

Goals Scored:

DALEY Kemmar (JAM) 76'

COL - COLOMBIA

[1] CARDONA Javier (GK)
[3] ZEA Edward
[4] QUINTO Charles
[5] VIAFARA Sebastian
[6] GUILLERMO Juian (-82')
[7] NAZARITH Cristian
[10] RODRIGUEZ James (-72')
[11] PARDO Edgar Felipe (-72')
[13] RAMOS Carlos (C)
[16] MOSQUERA Luis
[17] MOSQUERA Andres

Substitutes:

[2] CHARA Ricardo
[8] USECHE Carlos (+82')
[9] TRELLEZ Santiago (+72')
[12] MOSQUERA Andres Felipe (GK)
[14] ALVAREZ Osneider
[15] SERNA Ricardo (+72')
[18] RAMIREZ Jose

Coach: LARA Eduardo (COL)

Cautions:

RODRIGUEZ James (COL) 19', COUSINS Ricardo (JAM) 57', CAMPBELL Edward (JAM) 75', BROWN Ajouran (JAM) 86'

Expulsions:

None

Additional Time:

first half: 3 min., second half: 0 min.

JAM - JAMAICA

[13] KERR Duwayne (GK)
[5] BROWN Ajouran
[7] COUSINS Ricardo (C) (-90')
[8] VERNON Eric
[9] DALEY Kemmar
[11] CAMPBELL Edward (-86')
[12] WOODBINE Obrian
[14] ADLAM Alanzo (-46' HT)
[16] DOYLEY John-Ross
[18] THOMPSON Damaine
[19] SMITH Troy

Substitutes:

[1] MILLER Dwayne (GK)
[4] CAMPBELL Andrae
[6] JARRETT Jermaine
[10] THOMAS James (+46' HT)
[15] SMITH Dawyne (+86')
[17] BAILEY Norman (+90')
[20] McNAIN Draion

Coach: DOWNSWELL Wendell (JAM)

Match Report

Informe del partido / Relatório da partida

FIRST ROUND GROUP C - MATCH 4

Zico Football Center, Rio de Janeiro SUN 15 JUL 2007 START TIME 15:30

COL - JAM
0:1 (0:0)

COL - COLOMBIA	STATISTICS	JAM - JAMAICA
7	Shots	9
3	Shots on Goal	6
22	Fouls	18
3	Corner Kicks	7
1	Free Kicks	2
0	Penalty Kicks	0
2	Offsides	1
0	Own Goals	0
1	Cautions (Yellow cards)	3
0	Expulsions (Red cards)	0
54%	Ball Possession	46%
25	Actual Playing Time	21

COL - COLOMBIA											
No.	Name	Pos	Min	GF	GA	SG/S	PK	Fouls		Y	R
								FC	FS		
1	CARDONA Javier	GK	90		1						
3	ZEA Edward	D	90					1	2		
4	QUINTO Charles	M	90			0/1		3	1		
5	VIAFARA Sebastian	D	90			0/1		2	5		
6	GUILLERMO Juian	M	82					3			
7	NAZARITH Cristian	F	90			1/1		2			
10	RODRIGUEZ James	M	72			1/3		1	2	1	
11	PARDO Edgar Felipe	F	72					2	1		
13	RAMOS Carlos (C)	D	90					1	1		
16	MOSQUERA Luis	M	90					4	2		
17	MOSQUERA Andres	D	90			1/1		1	1		
Substitutes											
8	USECHE Carlos	M	8								
9	TRELLEZ Santiago	F	18					1			
15	SERNA Ricardo	M	18					1	1		
Totals					1	3/7		22	17	1	

JAM - JAMAICA											
No.	Name	Pos	Min	GF	GA	SG/S	PK	Fouls		Y	R
								FC	FS		
13	KERR Duwayne	GK	90								
5	BROWN Ajuaran	D	90					1		1	
7	COUSINS Ricardo (C)	M	89					3	2	1	
8	VERNON Eric	D	90					1	2		
9	DALEY Kemmar	M	90	1		4/5		1	3		
11	CAMPBELL Edward	M	86					5	2	1	
12	WOODBINE Obrian	D	90					3	4		
14	ADLAM Alanzo	F	45			1/1		2	2		
16	DOYLEY John-Ross	M	90			1/3		1	3		
18	THOMPSON Damaine	D	90								
19	SMITH Troy	D	90						1		
Substitutes											
10	THOMAS James	F	45					1	1		
15	SMITH Dawyne	M	4								
17	BAILEY Norman	M	1								
Totals				1		6/9		18	20	3	

Legend:

A	Absent	(C)	Captain	D	Defender	F	Forward
FC	Fouls Committed	FS	Fouls Suffered	FT	Full Time	GA	Goals Against
GF	Goals For	GK	Goalkeeper	HT	Half-time	I	Injured
M	Midfielder	Min	Minutes Played	N	Not eligible to play		
nn+	Additional Time (period follows)			-nn	Time when player substituted out		
+nn	Time when player substituted in			PK	Penalty Kicks (Goals/Shots)	Pos	Position
R	Expulsions (Red Cards)	SG/S	Shots on Goal/Shots	Y	Cautions (Yellow Cards)		

**João Havelange Stadium**Estádio João Havelange
Estádio João Havelange15 JUL 2007
18:15**Football**

Fútbol / Futebol

Men

Hombres / Masculino

First Round

Primera Ronda / Primeira Rodada

Match Report

Informe del partido / Relatório da partida

FIRST ROUND GROUP C - MATCH 5

João Havelange Stadium, Rio de Janeiro SUN 15 JUL 2007 START TIME 18:15

**ARG - HAI
1:1 (1:1)****Match Officials:****Referee:** PENA JUNIOR Alicio (BRA)
4th Official: TARDELLI Wagner (BRA)
Match Commissioner: SILGUERO Raul (PAR)**Assistant Referee 1:** TAVARES Aristeu (BRA)
Assistant Referee 2: GOMES Marco (BRA)
General Coordinator:**Goals Scored:**

MECHACK Jerome (HAI) 33', MAZZOLA Nicolas (ARG) 37'

ARG - ARGENTINA[1] MEZA Rodrigo (GK)
[3] BITTOLO Mariano Ezequiel (-68')
[5] PIZARRO Guido
[6] SAURO Gaston
[7] KLUSENER Alvaro
[8] ZUCULINI Franco
[9] MAZZOLA Nicolas
[10] FERNANDES Nahuel (-63')
[11] ROLON Pablo Sergio
[14] MUÑOZ Ezequiel (-86')
[15] BASTERRECHEA Leandro (C)**Substitutes:**[2] ERRAMUSPE Rodrigo N.
[4] VILLARREAL Gaston (+86')
[12] CORNALO Jose Luis (GK)
[13] RAFFAELE Maximiliano (+68')
[16] GIMENEZ Fabio Rodrigo
[17] FONTANINI Fabricio
[18] BENITEZ Carlos (+63')**Coach:** TOJO Miguel (ARG)**Cautions:**

PIZARRO Guido (ARG) 51', ROLON Pablo Sergio (ARG) 63', WIDNER Saint Cyr (HAI) 66'

Expulsions:

GUEMSLY Joseph (HAI) 71', MAZZOLA Nicolas (ARG) 90'

Additional Time:

first half: 1 min., second half: 4 min.

HAI - HAITI[22] SHELSON Dorleans (GK) (-46')
[2] MECHACK Jerome
[3] GREGORY Ismael (-87')
[4] PETERSON Desrivieres
[5] ELUSMA Pierre
[6] BITIELO Jean Jacques
[8] WIDNER Saint Cyr
[11] VALDO Normil
[14] PETERSON Joseph (C)
[15] HEROLD Charles
[17] GUEMSLY Joseph**Substitutes:**[1] LESLY Guillaume (GK) (+46')
[7] PEROU Nicolas
[9] GERALDY Joseph (+87')
[10] WISELET Saint Louis
[12] SYLVAIN Gilberto**Coach:** JEAN YVES LABAZE (HAI)

Match Report

Informe del partido / Relatório da partida

FIRST ROUND GROUP C - MATCH 5

João Havelange Stadium, Rio de Janeiro SUN 15 JUL 2007 START TIME 18:15

ARG - HAI
1:1 (1:1)
ARG - ARGENTINA

 9
 5
 26
 13
 0
 0
 3
 0
 2
 1
 50%
 24

STATISTICS

 Shots
 Shots on Goal
 Fouls
 Corner Kicks
 Free Kicks
 Penalty Kicks
 Offsides
 Own Goals
 Cautions (Yellow cards)
 Expulsions (Red cards)
 Ball Possession
 Actual Playing Time

HAI - HAITI

 9
 3
 15
 2
 1
 0
 0
 1
 1
 50%
 24

ARG - ARGENTINA												
No.	Name	Pos	Min	GF	GA	SG/S	PK	Fouls		Y	R	
								FC	FS			
1	MEZA Rodrigo	GK	90		1							
3	BITTOLO Mariano Ezequiel	D	68					2	3			
5	PIZARRO Guido	M	90			0/1		1		1		
6	SAURO Gaston	D	90					2				
7	KLUSENER Alvaro	M	90			1/2		2	1			
8	ZUCULINI Franco	M	90					4	2			
9	MAZZOLA Nicolas	F	89	1		2/2		3	1		1	
10	FERNANDES Nahuel	M	63			0/1			1			
11	ROLON Pablo Sergio	F	90			1/2		3	6	1		
14	MUNOZ Ezequiel	D	86					4				
15	BASTERRECHEA Leandro (C)	D	90			1/1		4	1			
Substitutes												
4	VILLARREAL Gaston	M	4									
13	RAFFAELE Maximiliano	D	22					1				
18	BENITEZ Carlos	F	27									
Totals					1	1	5/9		26	15	2	1

HAI - HAITI												
No.	Name	Pos	Min	GF	GA	SG/S	PK	Fouls		Y	R	
								FC	FS			
22	SHELSON Dorleans	GK	46		1							
2	MECHACK Jerome	D	90	1		0/2		1				
3	GREGORY Ismael	D	87					4	1			
4	PETERSON Desrivieres	D	90					1	3			
5	ELUSMA Pierre	D	90					1	2			
6	BITIELO Jean Jacques	D	90					2	2			
8	WIDNER Saint Cyr	M	90			1/1		3		1		
11	VALDO Normil	F	90			0/2		2	4			
14	PETERSON Joseph (C)	M	90						4			
15	HEROLD Charles	M	90			2/4		1	5			
17	GUEMSLY Joseph	M	70						1		1	
Substitutes												
1	LESLY Guillaume	GK	44						3			
9	GERALDY Joseph	M	3						1			
Totals					1	1	3/9		15	26	1	1

Legend:

A	Absent	(C)	Captain	D	Defender	F	Forward
FC	Fouls Committed	FS	Fouls Suffered	FT	Full Time	GA	Goals Against
GF	Goals For	GK	Goalkeeper	HT	Half-time	I	Injured
M	Midfielder	Min	Minutes Played	N	Not eligible to play		
nn+	Additional Time (period follows)			-nn	Time when player substituted out		
+nn	Time when player substituted in			PK	Penalty Kicks (Goals/Shots)	Pos	Position
R	Expulsions (Red Cards)	SG/S	Shots on Goal/Shots	Y	Cautions (Yellow Cards)		

**Miécimo da Silva Complex**Complejo Miécimo da Silva
Complexo Miécimo da Silva18 JUL 2007
12:30**Football**

Fútbol / Futebol

Men

Hombres / Masculino

First Round

Primera Ronda / Primeira Rodada

Match Report

Informe del partido / Relatório da partida

FIRST ROUND GROUP C - MATCH 7

Miécimo da Silva Complex, Rio de Janeiro WED 18 JUL 2007 START TIME 12:30

**JAM - ARG
2:0 (0:0)****Match Officials:****Referee:** PACHECO Hector (PER)
4th Official: CABRERA Fernando (URU)
Match Commissioner: GOES Dario (BRA)**Assistant Referee 1:** ABADIE Luis (PER)
Assistant Referee 2: PASTORINO Carlos (URU)
General Coordinator: OSUNA Romel (BOL)**Goals Scored:**

DALEY Kemmar (JAM) 80', DALEY Kemmar (JAM) 90'

JAM - JAMAICA[13] KERR Duwayne (GK)
[5] BROWN Ajuan
[7] COUSINS Ricardo (C)
[8] VERNON Eric
[9] DALEY Kemmar
[11] CAMPBELL Edward (-72')
[12] WOODBINE Obrian
[14] ADLAM Alanzo (-52')
[16] DOYLEY John-Ross
[18] THOMPSON Damaine
[19] SMITH Troy**Substitutes:**[1] MILLER Dwayne (GK)
[4] CAMPBELL Andrae
[6] JARRETT Jermaine
[10] THOMAS James (+52')
[15] SMITH Dawyne (+72')
[17] BAILEY Norman (GK)
[20] McNAIN Draion**Coach:** DOWNSWELL Wendell (JAM)**Cautions:**

CAMPBELL Edward (JAM) 34', VERNON Eric (JAM) 52', KLUSENER Alvaro (ARG) 56', BASTERRECHEA Leandro (ARG) 84'

Expulsions:

None

Additional Time:

first half: 1 min., second half: 3 min.

ARG - ARGENTINA[12] CORNALO Jose Luis (GK)
[3] BITTOLO Mariano Ezequiel (-60')
[5] PIZARRO Guido
[6] SAURO Gaston
[7] KLUSENER Alvaro
[8] ZUCULINI Franco (-70')
[10] FERNANDES Nahuel
[14] MUÑOZ Ezequiel (-86')
[15] BASTERRECHEA Leandro (C)
[16] GIMENEZ Fabio Rodrigo
[18] BENITEZ Carlos**Substitutes:**[1] MEZA Rodrigo (GK)
[2] ERRAMUSPE Rodrigo N.
[4] VILLARREAL Gaston (+86')
[9] MAZZOLA Nicolas
[11] ROLON Pablo Sergio (+70')
[13] RAFFAELE Maximiliano (+60')
[17] FONTANINI Fabricio**Coach:** TOJO Miguel (ARG)

Match Report

Informe del partido / Relatório da partida

FIRST ROUND GROUP C - MATCH 7

Miécimo da Silva Complex, Rio de Janeiro WED 18 JUL 2007 START TIME 12:30

JAM - ARG
2:0 (0:0)
JAM - JAMAICA

 14
 9
 14
 6
 2
 0
 0
 0
 2
 0
 0
 54%
 26

STATISTICS

 Shots
 Shots on Goal
 Fouls
 Corner Kicks
 Free Kicks
 Penalty Kicks
 Offsides
 Own Goals
 Cautions (Yellow cards)
 Expulsions (Red cards)
 Ball Possession
 Actual Playing Time

ARG - ARGENTINA

 13
 5
 17
 8
 1
 0
 3
 0
 2
 0
 46%
 22

JAM - JAMAICA											
No.	Name	Pos	Min	GF	GA	SG/S	PK	Fouls		Y	R
								FC	FS		
13	KERR Duwayne	GK	90						1		
5	BROWN Ajuran	D	90								
7	COUSINS Ricardo (C)	M	90			2/3		3	1		
8	VERNON Eric	D	90					1	4	1	
9	DALEY Kemmar	M	90	2		2/2		2	3		
11	CAMPBELL Edward	M	72					5	2	1	
12	WOODBINE Obrian	D	90					2	3		
14	ADLAM Alanzo	F	52					1	1		
16	DOYLEY John-Ross	M	90			2/3			1		
18	THOMPSON Damaine	D	90			1/1					
19	SMITH Troy	D	90								
Substitutes											
10	THOMAS James	F	38			2/3			1		
15	SMITH Dawyne	M	18			0/2					
Totals					2		9/14	14	17	2	

ARG - ARGENTINA											
No.	Name	Pos	Min	GF	GA	SG/S	PK	Fouls		Y	R
								FC	FS		
12	CORNALO Jose Luis	GK	90		2						
3	BITTOLO Mariano Ezequiel	D	60					2	1		
5	PIZARRO Guido	M	90					2	1		
6	SAURO Gaston	D	90								
7	KLUSENER Alvaro	M	90			1/3		1	2	1	
8	ZUCULINI Franco	M	70			0/2		2	2		
10	FERNANDES Nahuel	M	90			2/3		1	2		
14	MUNOZ Ezequiel	D	86			0/1		2	1		
15	BASTERRECHEA Leandro (C)	D	90					2	2	1	
16	GIMENEZ Fabio Rodrigo	F	90					4			
18	BENITEZ Carlos	F	90			2/3					
Substitutes											
4	VILLARREAL Gaston	M	4								
11	ROLON Pablo Sergio	F	20			0/1			1		
13	RAFFAELE Maximiliano	D	30					1	1		
Totals					2	5/13		17	13	2	

Legend:

A	Absent	(C)	Captain	D	Defender	F	Forward
FC	Fouls Committed	FS	Fouls Suffered	FT	Full Time	GA	Goals Against
GF	Goals For	GK	Goalkeeper	HT	Half-time	I	Injured
M	Midfielder	Min	Minutes Played	N	Not eligible to play		
nn+	Additional Time (period follows)			-nn	Time when player substituted out		
+nn	Time when player substituted in			PK	Penalty Kicks (Goals/Shots)	Pos	Position
R	Expulsions (Red Cards)	SG/S	Shots on Goal/Shots	Y	Cautions (Yellow Cards)		



Zico Football Center
Centro de Fútbol Zico
Centro de Futebol do Zico

18 JUL 2007
15:30

Football
Fútbol / Futebol

Men
Hombres / Masculino

First Round
Primera Ronda / Primeira Rodada

Match Report

Informe del partido / Relatório da partida

FIRST ROUND GROUP C - MATCH 10

Zico Football Center, Rio de Janeiro WED 18 JUL 2007 START TIME 15:30

HAI - COL
0:1 (0:0)

Match Officials:

Referee: de OLIVEIRA Paulo Cesar (BRA)
4th Official: BELTRAME Djalma (BRA)
Match Commissioner: NEJAR Hildo (BRA)

Assistant Referee 1: RODRIGUES Hilton (BRA)
Assistant Referee 2: GOMES Marco (BRA)
General Coordinator:

Goals Scored:

NAZARITH Cristian (COL) 54'

HAI - HAITI

[1] SHELSON Dorleans (GK)
[2] MECHACK Jerome
[3] GREGORY Ismael
[4] PETERSON Desrivieres
[5] ELUSMA Pierre
[6] BITIELO Jean Jacques
[8] WIDNER Saint Cyr
[9] GERALDY Joseph
[11] VALDO Normil
[14] PETERSON Joseph (C)
[15] HEROLD Charles

Substitutes:

[10] WISELET Saint Louis
[12] SYLVAIN Gilberto
[17] GUEMSLY Joseph
[22] LESLY Guillaume (GK)
[7] *PEROU Nicolas (N)*

Coach: JEAN YVES LABAZE (HAI)

Cautions:

ELUSMA Pierre (HAI) 8', RAMOS Carlos (COL) 25', PETERSON Joseph (HAI) 51'

Expulsions:

None

Additional Time:

first half: 2 min., second half: 4 min.

COL - COLOMBIA

[12] MOSQUERA Andres Felipe (GK)
[3] ZEA Edward
[4] QUINTO Charles
[5] VIAFARA Sebastian
[6] GUILLERMO Juian (-46' HT)
[9] TRELLEZ Santiago (-80')
[10] RODRIGUEZ James (-72')
[11] PARDO Edgar Felipe
[13] RAMOS Carlos (C)
[14] ALVAREZ Osneider
[17] MOSQUERA Andres

Substitutes:

[1] CARDONA Javier (GK)
[2] CHARA Ricardo
[7] NAZARITH Cristian (+46' HT)
[8] USECHE Carlos
[15] SERNA Ricardo (+72')
[16] MOSQUERA Luis (+80')
[18] RAMIREZ Jose

Coach: LARA Eduardo (COL)

Match Report

Informe del partido / Relatório da partida

FIRST ROUND GROUP C - MATCH 10

Zico Football Center, Rio de Janeiro WED 18 JUL 2007 START TIME 15:30

HAI - COL
0:1 (0:0)

HAI - HAITI	STATISTICS	COL - COLOMBIA
7	Shots	12
2	Shots on Goal	3
20	Fouls	20
2	Corner Kicks	6
1	Free Kicks	2
0	Penalty Kicks	0
0	Offsides	1
0	Own Goals	0
2	Cautions (Yellow cards)	1
0	Expulsions (Red cards)	0
54%	Ball Possession	46%
29	Actual Playing Time	25

HAI - HAITI											
No.	Name	Pos	Min	GF	GA	SG/S	PK	Fouls		Y	R
								FC	FS		
1	SHELSON Dorleans	GK	90		1				1		
2	MECHACK Jerome	D	90					3	1		
3	GREGORY Ismael	D	90			0/1		3			
4	PETERSON Desrivieres	D	90					2			
5	ELUSMA Pierre	D	90					1	4	1	
6	BITIELO Jean Jacques	D	90					3	2		
8	WIDNER Saint Cyr	M	90					2	1		
9	GERALDY Joseph	M	90			1/2		2			
11	VALDO Normil	F	90						2		
14	PETERSON Joseph (C)	M	90			0/1		3	4	1	
15	HEROLD Charles	M	90			1/3		1	3		
Substitutes											
Totals					1	2/7		20	18	2	

COL - COLOMBIA											
No.	Name	Pos	Min	GF	GA	SG/S	PK	Fouls		Y	R
								FC	FS		
12	MOSQUERA Andres Felipe	GK	90								
3	ZEA Edward	D	90					1	1		
4	QUINTO Charles	M	90			0/1		1	2		
5	VIAFARA Sebastian	D	90					1	2		
6	GUILLERMO Julian	M	45			0/1		1			
9	TRELLEZ Santiago	F	80			1/2		1	4		
10	RODRIGUEZ James	M	72			0/1		1			
11	PARDO Edgar Felipe	F	90			1/2		4	3		
13	RAMOS Carlos (C)	D	90					3	1	1	
14	ALVAREZ Osneider	M	90					2	5		
17	MOSQUERA Andres	D	90			0/1		3			
Substitutes											
7	NAZARITH Cristian	F	45	1		1/4		1	1		
15	SERNA Ricardo	M	18					1	1		
16	MOSQUERA Luis	M	10								
Totals					1	3/12		20	20	1	

Legend:

A	Absent	(C)	Captain	D	Defender	F	Forward
FC	Fouls Committed	FS	Fouls Suffered	FT	Full Time	GA	Goals Against
GF	Goals For	GK	Goalkeeper	HT	Half-time	I	Injured
M	Midfielder	Min	Minutes Played	N	Not eligible to play		
nn+	Additional Time (period follows)			-nn	Time when player substituted out		
+nn	Time when player substituted in			PK	Penalty Kicks (Goals/Shots)	Pos	Position
R	Expulsions (Red Cards)	SG/S	Shots on Goal/Shots	Y	Cautions (Yellow Cards)		



Zico Football Center
Centro de Fútbol Zico
Centro de Futebol do Zico

21 JUL 2007
12:30

Football
Fútbol / Futebol

Men
Hombres / Masculino

First Round
Primera Ronda / Primeira Rodada

Match Report

Informe del partido / Relatório da partida

FIRST ROUND GROUP C - MATCH 15

Zico Football Center, Rio de Janeiro SAT 21 JUL 2007 START TIME 12:30

JAM - HAI
4:0 (3:0)

Match Officials:

Referee: BELTRAME Djalma (BRA)
4th Official: TARDELLI Wagner (BRA)
Match Commissioner: NEJAR Hildo (BRA)

Assistant Referee 1: DOS SANTOS Milton (BRA)
Assistant Referee 2: BANDEIRA Eric (BRA)
General Coordinator:

Goals Scored:

THOMAS James (JAM) 2', DOYLEY John-Ross (JAM) 18', DALEY Kemmar (JAM) 26', COUSINS Ricardo (JAM) 67'

JAM - JAMAICA

[13] KERR Duwayne (GK) (-84')
[5] BROWN Ajouran
[6] JARRETT Jermaine
[7] COUSINS Ricardo (C)
[8] VERNON Eric
[9] DALEY Kemmar
[10] THOMAS James (-80')
[12] WOODBINE Obrian
[15] SMITH Dawyne (-69')
[16] DOYLEY John-Ross
[19] SMITH Troy

Substitutes:

[1] MILLER Dwayne (GK) (+84')
[4] CAMPBELL Andrae (+69')
[14] ADLAM Alanzo (+80')
[17] BAILEY Norman (GK)
[18] THOMPSON Damaine
[20] McNAIN Draion
[11] CAMPBELL Edward (N)

Coach: DOWNSWELL Wendell (JAM)

Cautions:

VERNON Eric (JAM) 5', HEROLD Charles (HAI) 17'

Expulsions:

DOYLEY John-Ross (JAM) 49', VALDO Normil (HAI) 85'

Additional Time:

first half: 0 min., second half: 2 min.

HAI - HAITI

[1] SHELSON Dorleans (GK)
[2] MECHACK Jerome
[4] PETERSON Desrivieres (-46' HT)
[5] ELUSMA Pierre
[6] BITIELO Jean Jacques
[8] WIDNER Saint Cyr
[10] WISELET Saint Louis (-63')
[11] VALDO Normil
[14] PETERSON Joseph (C) (-78')
[15] HEROLD Charles
[17] GUEMSLY Joseph

Substitutes:

[3] GREGORY Ismael (+46' HT)
[7] PEROU Nicolas (+78')
[9] GERALDY Joseph
[12] SYLVAIN Gilberto (+63')
[22] LESLY Guillaume (GK)

Coach: JEAN YVES LABAZE (HAI)

Match Report

Informe del partido / Relatório da partida

FIRST ROUND GROUP C - MATCH 15

Zico Football Center, Rio de Janeiro SAT 21 JUL 2007 START TIME 12:30

JAM - HAI
4:0 (3:0)

JAM - JAMAICA

8
4
14
0
4
1
4
0
1
1
1
35%
18

STATISTICS

Shots
Shots on Goal
Fouls
Corner Kicks
Free Kicks
Penalty Kicks
Offsides
Own Goals
Cautions (Yellow cards)
Expulsions (Red cards)
Ball Possession
Actual Playing Time

HAI - HAITI

20
6
13
5
2
0
6
0
1
1
65%
34

JAM - JAMAICA											
No.	Name	Pos	Min	GF	GA	SG/S	PK	Fouls		Y	R
								FC	FS		
13	KERR Duwayne	GK	84								
5	BROWN Ajouran	D	90								
6	JARRETT Jermaine	D	90					1	1		
7	COUSINS Ricardo (C)	M	90	1					1		
8	VERNON Eric	D	90			0/1		1	4	1	
9	DALEY Kemmar	M	90	1		3/3	0/1		1		
10	THOMAS James	F	80	1		1/2		5	1		
12	WOODBINE Obrian	D	90					1	2		
15	SMITH Dawyne	M	69			0/1		1			
16	DOYLEY John-Ross	M	49	1				2			1
19	SMITH Troy	D	90						2		
Substitutes											
1	MILLER Dwayne	GK	6								
4	CAMPBELL Andrae	D	21			0/1		2	1		
14	ADLAM Alanzo	F	10					1			
Totals				4		4/8	0/1	14	13	1	1

HAI - HAITI											
No.	Name	Pos	Min	GF	GA	SG/S	PK	Fouls		Y	R
								FC	FS		
1	SHELSON Dorleans	GK	90		4			1			
2	MECHACK Jerome	D	90			0/1					
4	PETERSON Desrivieres	D	45			0/1			2		
5	ELUSMA Pierre	D	90			2/3			2		
6	BITIELO Jean Jacques	D	90			0/1		1			
8	WIDNER Saint Cyr	M	90			0/2		1	3		
10	WISELET Saint Louis	F	63			0/2					
11	VALDO Normil	F	85			0/3		1	1		1
14	PETERSON Joseph (C)	M	78			1/2		1	1		
15	HEROLD Charles	M	90			1/1		3	3	1	
17	GUEMSLEY Joseph	M	90			1/3		2	1		
Substitutes											
3	GREGORY Ismael	D	45			1/1			1		
7	PEROU Nicolas	M	12					1			
12	SYLVAIN Gilberto	D	27					2			
Totals				4	6/20			13	14	1	1

Legend:

A	Absent	(C)	Captain	D	Defender	F	Forward
FC	Fouls Committed	FS	Fouls Suffered	FT	Full Time	GA	Goals Against
GF	Goals For	GK	Goalkeeper	HT	Half-time	I	Injured
M	Midfielder	Min	Minutes Played	N	Not eligible to play		
nn+	Additional Time (period follows)			-nn	Time when player substituted out		
+nn	Time when player substituted in			PK	Penalty Kicks (Goals/Shots)	Pos	Position
R	Expulsions (Red Cards)	SG/S	Shots on Goal/Shots	Y	Cautions (Yellow Cards)		

Match Report

Informe del partido / Relatório da partida

FIRST ROUND GROUP C - MATCH 16

Miécimo da Silva Complex, Rio de Janeiro SAT 21 JUL 2007 START TIME 12:30

ARG - COL
0:0**Match Officials:****Referee:** LOPES Helber (BRA)
4th Official: de OLIVEIRA Paulo Cesar (BRA)
Match Commissioner: GOES Dario (BRA)**Assistant Referee 1:** RODRIGUES Hilton (BRA)
Assistant Referee 2: GOMES Marco (BRA)
General Coordinator: OSUNA Romel (BOL)**ARG - ARGENTINA**[1] MEZA Rodrigo (GK)
[3] BITTOLO Mariano Ezequiel
[5] PIZARRO Guido
[6] SAURO Gaston
[7] KLUSENER Alvaro (-65')
[8] ZUCULINI Franco
[9] MAZZOLA Nicolas
[10] FERNANDES Nahuel (-33')
[14] MUÑOZ Ezequiel
[15] BASTERRECHEA Leandro (C)
[16] GIMENEZ Fabio Rodrigo (-58')**COL - COLOMBIA**[12] MOSQUERA Andres Felipe (GK)
[3] ZEA Edward
[4] QUINTO Charles
[5] VIAFARA Sebastian
[7] NAZARITH Cristian
[9] TRELLEZ Santiago (-40')
[10] RODRIGUEZ James (-53')
[11] PARDO Edgar Felipe
[13] RAMOS Carlos (C)
[14] ALVAREZ Osneider (-76')
[17] MOSQUERA Andres**Substitutes:**[2] ERRAMUSPE Rodrigo N.
[4] VILLARREAL Gaston
[11] ROLON Pablo Sergio (+33', -)
[12] CORNALO Jose Luis (GK)
[13] RAFFAELE Maximiliano (+58')
[17] FONTANINI Fabricio
[18] BENITEZ Carlos (+65')**Substitutes:**[1] CARDONA Javier (GK)
[2] CHARA Ricardo (+53')
[6] GUILLERMO Juian (+40')
[8] USECHE Carlos
[15] SERNA Ricardo
[16] MOSQUERA Luis
[18] RAMIREZ Jose (+76')**Coach:** TOJO Miguel (ARG)**Coach:** LARA Eduardo (COL)**Cautions:**

GIMENEZ Fabio Rodrigo (ARG) 22', RAMOS Carlos (COL) 32', RAMOS Carlos (COL) 50', QUINTO Charles (COL) 77', MAZZOLA Nicolas (ARG) 79'

Expulsions:

RAMOS Carlos (COL) 50' 2nd yellow

Additional Time:

first half: 2 min., second half: 2 min.

Match Report

Informe del partido / Relatório da partida

FIRST ROUND GROUP C - MATCH 16

Miécimo da Silva Complex, Rio de Janeiro SAT 21 JUL 2007 START TIME 12:30

ARG - COL
0:0
ARG - ARGENTINA

 15
 10
 17
 2
 0
 0
 3
 0
 2
 0
 50%
 25

STATISTICS

 Shots
 Shots on Goal
 Fouls
 Corner Kicks
 Free Kicks
 Penalty Kicks
 Offsides
 Own Goals
 Cautions (Yellow cards)
 Expulsions (Red cards)
 Ball Possession
 Actual Playing Time

COL - COLOMBIA

 5
 3
 23
 8
 0
 0
 1
 0
 3
 1
 50%
 25

ARG - ARGENTINA											
No.	Name	Pos	Min	GF	GA	SG/S	PK	Fouls		Y	R
								FC	FS		
1	MEZA Rodrigo	GK	90								
3	BITTOLO Mariano Ezequiel	D	90			1/1			4		
5	PIZARRO Guido	M	90			0/1		2	4		
6	SAURO Gaston	D	90					1	1		
7	KLUSENER Alvaro	M	67			2/2		2	3		
8	ZUCULINI Franco	M	90			0/1		4			
9	MAZZOLA Nicolas	F	90			2/3		2	3	1	
10	FERNANDES Nahuel	M	33						1		
14	MUNOZ Ezequiel	D	90			0/1		1	1		
15	BASTERRECHEA Leandro (C)	D	90						5		
16	GIMENEZ Fabio Rodrigo	F	58			2/2		3	1	1	
Substitutes											
11	ROLON Pablo Sergio	F	32			2/3		1			
13	RAFFAELE Maximiliano	D	32								
18	BENITEZ Carlos	F	25			1/1		1			
Totals								10/15	17	23	2

COL - COLOMBIA											
No.	Name	Pos	Min	GF	GA	SG/S	PK	Fouls		Y	R
								FC	FS		
12	MOSQUERA Andres Felipe	GK	90								
3	ZEA Edward	D	90					1	1		
4	QUINTO Charles	M	90					2		1	
5	VIAFARA Sebastian	D	90			0/1		1	3		
7	NAZARITH Cristian	F	90			0/1		6	1		
9	TRELLEZ Santiago	F	40								
10	RODRIGUEZ James	M	53			1/1			3		
11	PARDO Edgar Felipe	F	90			1/1		3	2		
13	RAMOS Carlos (C)	D	50					4	1	2	1
14	ALVAREZ Osneider	M	76			1/1		1	2		
17	MOSQUERA Andres	D	90					2	1		
Substitutes											
2	CHARA Ricardo	D	37								
6	GUILLERMO Juan	M	50					2	1		
18	RAMIREZ Jose	M	14					1			
Totals						3/5		23	15	3	1

Legend:

A	Absent	(C)	Captain	D	Defender	F	Forward
FC	Fouls Committed	FS	Fouls Suffered	FT	Full Time	GA	Goals Against
GF	Goals For	GK	Goalkeeper	HT	Half-time	I	Injured
M	Midfielder	Min	Minutes Played	N	Not eligible to play		
nn+	Additional Time (period follows)			-nn	Time when player substituted out		
+nn	Time when player substituted in			PK	Penalty Kicks (Goals/Shots)	Pos	Position
R	Expulsions (Red Cards)	SG/S	Shots on Goal/Shots	Y	Cautions (Yellow Cards)		



Maracanã Stadium
Estadio del Maracanã
Estádio do Maracanã

27 JUL 2007
12:00

Football
Fútbol / Futebol

Men
Hombres / Masculino

Bronze Medal Match
Medalla de Bronce / Medalha de Bronze

Match Report

Informe del partido / Relatório da partida

BRONZE MEDAL MATCH - MATCH 21

Maracanã Stadium, Rio de Janeiro FRI 27 JUL 2007 START TIME 12:00

MEX - BOL
1:0 (1:0)

Match Officials:

Referee: VERA Carlos (ECU)
4th Official: TARDELLI Wagner (BRA)
Match Commissioner: NEJAR Hildo (BRA)

Assistant Referee 1: HERRERA Carlos (ECU)
Assistant Referee 2: YEGROS Nicolas (PAR)
General Coordinator: OSUNA Romel (BOL)

Goals Scored:

ESQUEDA Enrique Alejandro (MEX) 9'

MEX - MEXICO

[1] ARIAS Sergio Javier (GK)
[2] SANCHEZ Christian Emmanuel
[3] PEREZ Marco Ivan
[5] RECIO Jose Oscar
[6] BERBER Alejandro
[9] ESQUEDA Enrique Alejandro (C)
[10] VELASCO Moises Adrian (-79')
[11] CERDA Emmanuel (-64')
[14] PIÑA Jose Jonathan (-46' HT)
[17] TORRES Jorge Emmanuel
[18] del REAL Rodolfo

Substitutes:

[4] AYALA Hugo
[7] MARTINEZ Raul (+46' HT)
[8] SALINAS Rodolfo (+79')
[12] FERNANDEZ Aaron (GK)
[13] GUZMAN Ever Arsenio (+64')
[15] BARRON Eduardo
[16] GALLEGOS Mario

Coach: GARCIA Isidoro (MEX)

Cautions:

AGUILAR Juan Gabriel (BOL) 39', del REAL Rodolfo (MEX) 42', BERBER Alejandro (MEX) 56', TORRES Jorge Emmanuel (MEX) 65', TORDOYA Carlos Hugo (BOL) 75'

Expulsions:

ESQUEDA Enrique Alejandro (MEX) 91'

Additional Time:

first half: 1 min., second half: 2 min.

BOL - BOLIVIA

[1] LAMPE Carlos Emilio (GK)
[2] AGUILAR Juan Gabriel (-71')
[3] TORDOYA Carlos Hugo (C)
[4] VERDUGUEZ Ricardo
[5] GONZALES Raul
[6] TORRICO Didi
[7] GATTY Luis
[8] PEÑA Alcides (-59')
[9] FIERRO Juan Eduardo (-59')
[10] GUTIERREZ Limberg
[16] BEJARANO Marvin Orlando

Substitutes:

[11] PINEDO Gustavo
[12] ARANCIBIA Alex (GK)
[13] ROCA Jammer (+59')
[14] JUAREZ Ariel
[15] AGUINO Ronald
[17] VEJARANO Diego (+71')
[18] NOE Juan Miguel (+59')

Coach: VILLEGAS Oscar (BOL)

Match Report

Informe del partido / Relatório da partida

BRONZE MEDAL MATCH - MATCH 21

Maracanã Stadium, Rio de Janeiro FRI 27 JUL 2007 START TIME 12:00

MEX - BOL
1:0 (1:0)

MEX - MEXICO	STATISTICS	BOL - BOLIVIA
9	Shots	5
3	Shots on Goal	2
17	Fouls	26
1	Corner Kicks	6
0	Free Kicks	2
0	Penalty Kicks	0
0	Offsides	2
0	Own Goals	0
3	Cautions (Yellow cards)	2
1	Expulsions (Red cards)	0
49%	Ball Possession	51%
26	Actual Playing Time	28

MEX - MEXICO												
No.	Name	Pos	Min	GF	GA	SG/S	PK	Fouls		Y	R	
								FC	FS			
1	ARIAS Sergio Javier	GK	90						1			
2	SANCHEZ Christian Emmanuel	D	90					1	1			
3	PEREZ Marco Ivan	D	90						1			
5	RECIO Jose Oscar	M	90			1/1		2	3			
6	BERBER Alejandro	M	90					2	4	1		
9	ESQUEDA Enrique Alejandro (C)	F	89	1		2/4		5	4		1	
10	VELASCO Moises Adrian	M	79			0/1		2	3			
11	CERDA Emmanuel	F	64			0/2		1				
14	PINA Jose Jonathan	F	45						3			
17	TORRES Jorge Emmanuel	D	90			0/1		1	1	1		
18	del REAL Rodolfo	M	90					2	4	1		
Substitutes												
7	MARTINEZ Raul	M	45						2			
8	SALINAS Rodolfo	M	11									
13	GUZMAN Ever Arsenio	F	26					1				
Totals					1		3/9		17	27	3	1

BOL - BOLIVIA											
No.	Name	Pos	Min	GF	GA	SG/S	PK	Fouls		Y	R
								FC	FS		
1	LAMPE Carlos Emilio	GK	90		1			1			
2	AGUILAR Juan Gabriel	D	71					2	1	1	
3	TORDOYA Carlos Hugo (C)	D	90					4	1	1	
4	VERDUGUEZ Ricardo	D	90			1/1		7	1		
5	GONZALES Raul	D	90					3	1		
6	TORRICO Didi	M	90					1	2		
7	GATTY Luis	M	90						5		
8	PENA Alcides	M	59					1			
9	FIERRO Juan Eduardo	F	59					2	1		
10	GUTIERREZ Limberg	F	90			1/3		1	2		
16	BEJARANO Marvin Orlando	D	90			0/1		3	2		
Substitutes											
13	ROCA Jammer	F	31								
17	VEJARANO Diego	D	19						1		
18	NOE Juan Miguel	M	31					1			
Totals					1	2/5		26	17	2	

Legend:

A	Absent	AET	After Extra Time	(C)	Captain	D	Defender
ET	Extra Time	F	Forward	FC	Fouls Committed	FS	Fouls Suffered
FT	Full Time	GA	Goals Against	GF	Goals For	GK	Goalkeeper
HT	Half-time	I	Injured	M	Midfielder	Min	Minutes Played
N	Not eligible to play	nn+	Additional Time (period follows)				
-nn	Time when player substituted out			+nn	Time when player substituted in		
PK	Penalty Kicks (Goals/Shots)	Pos	Position	PSO	Penalty Shoot-out	-/+ PSO	GK injured during PSO
R	Expulsions (Red Cards)	SG/S	Shots on Goal/Shots	Y	Cautions (Yellow Cards)		



Maracanã Stadium
Estadio del Maracanã
Estádio do Maracanã

27 JUL 2007
15:00

Football
Fútbol / Futebol

Men
Hombres / Masculino

Gold Medal Match
Medalla de Oro / Medalha de Ouro

Match Report

Informe del partido / Relatório da partida

GOLD MEDAL MATCH - MATCH 22

Maracanã Stadium, Rio de Janeiro FRI 27 JUL 2007 START TIME 15:00

JAM - ECU
1:2 (1:0)

Match Officials:

Referee: de OLIVEIRA Paulo Cesar (BRA)
4th Official: LUNATI Pablo (ARG)
Match Commissioner: GOES Dario (BRA)

Assistant Referee 1: DOS SANTOS Milton (BRA)
Assistant Referee 2: REBOLLO Juan (ARG)
General Coordinator: OSUNA Romel (BOL)

Goals Scored:

VERNON Eric (JAM) 5', MONTERO Jefferson (ECU) 79', ZURA Edmundo (ECU) 84' penalty goal

JAM - JAMAICA

[13] KERR Duwayne (GK)
[5] BROWN Ajuan
[7] COUSINS Ricardo (C)
[8] VERNON Eric (-74')
[9] DALEY Kemmar
[10] THOMAS James
[11] CAMPBELL Edward (-46' HT)
[12] WOODBINE Obrian
[16] DOYLEY John-Ross (-67')
[18] THOMPSON Damaine
[19] SMITH Troy

Substitutes:

[1] MILLER Dwayne (GK)
[4] CAMPBELL Andrae
[6] JARRETT Jermaine
[14] ADLAM Alanzo (+74')
[15] SMITH Dawyne (+46' HT)
[17] BAILEY Norman (+67')
[20] McNAIN Draion

Coach: DOWNSWELL Wendell (JAM)

Cautions:

WOODBINE Obrian (JAM) 31', SMITH Troy (JAM) 72', CHASI Hamilton (ECU) 82'

Expulsions:

None

Additional Time:

first half: 4 min., second half: 3 min.

ECU - ECUADOR

[1] BANGUERA Maximo (GK)
[2] FOLLECO Wilson
[3] MENDEZ Deison
[4] CASTRO Roberto
[5] PINTO Jefferson
[6] CHASI Hamilton
[8] MONTERO Jefferson (-90')
[9] ZURA Edmundo (C)
[13] DELGADO Carlos (-46' HT)
[16] CHANGO Israel
[17] MARTINEZ Fidel (-57')

Substitutes:

[7] ALCIVAR Jesus
[10] ALCIVAR Alex (+90')
[11] GUEVARA Fabricio (+57')
[12] VERA German (GK)
[14] GEORGE Alex
[15] BONE Eduardo
[18] OCHOA Pablo (+46' HT)

Coach: VIZUETE (ECU)

Match Report

Informe del partido / Relatório da partida

GOLD MEDAL MATCH - MATCH 22

Maracanã Stadium, Rio de Janeiro FRI 27 JUL 2007 START TIME 15:00

JAM - ECU
1:2 (1:0)

JAM - JAMAICA	STATISTICS	ECU - ECUADOR
4	Shots	11
2	Shots on Goal	5
9	Fouls	13
1	Corner Kicks	6
1	Free Kicks	1
0	Penalty Kicks	1
1	Offsides	4
0	Own Goals	0
2	Cautions (Yellow cards)	1
0	Expulsions (Red cards)	0
43%	Ball Possession	57%
26	Actual Playing Time	35

JAM - JAMAICA											
No.	Name	Pos	Min	GF	GA	SG/S	PK	Fouls		Y	R
								FC	FS		
13	KERR Duwayne	GK	90		2				1		
5	BROWN Ajouran	D	90					1			
7	COUSINS Ricardo (C)	M	90					1	1		
8	VERNON Eric	D	74	1		1/1			1		
9	DALEY Kemmar	M	90			0/1		1	2		
10	THOMAS James	F	90								
11	CAMPBELL Edward	M	45						3		
12	WOODBINE Obrian	D	90					3	2	1	
16	DOYLEY John-Ross	M	67			0/1			1		
18	THOMPSON Damaine	D	90								
19	SMITH Troy	D	90			1/1		2		1	
Substitutes											
14	ADLAM Alanzo	F	16								
15	SMITH Dawyne	M	45					1			
17	BAILEY Norman	M	23						1		
Totals					1	2	2/4		9	12	2

ECU - ECUADOR											
No.	Name	Pos	Min	GF	GA	SG/S	PK	Fouls		Y	R
								FC	FS		
1	BANGUERA Maximo	GK	90		1						
2	FOLLECO Wilson	D	90					2	2		
3	MENDEZ Deison	D	90								
4	CASTRO Roberto	D	90								
5	PINTO Jefferson	M	90			1/3					
6	CHASI Hamilton	D	90					3		1	
8	MONTERO Jefferson	M	89	1		2/4		1	2		
9	ZURA Edmundo (C)	F	90	1		0/1	1/1	3			
13	DELGADO Carlos	D	45			0/1		1			
16	CHANGO Israel	D	90			1/1		1			
17	MARTINEZ Fidel	M	57			1/1					
Substitutes											
10	ALCIVAR Alex	M	1						1		
11	GUEVARA Fabricio	F	33					2	4		
18	OCHOA Pablo	F	45								
Totals					2	1	5/11	1/1	13	9	1

Legend:

A	Absent	AET	After Extra Time	(C)	Captain	D	Defender
ET	Extra Time	F	Forward	FC	Fouls Committed	FS	Fouls Suffered
FT	Full Time	GA	Goals Against	GF	Goals For	GK	Goalkeeper
HT	Half-time	I	Injured	M	Midfielder	Min	Minutes Played
N	Not eligible to play	nn+	Additional Time (period follows)				
-nn	Time when player substituted out			+nn	Time when player substituted in		
PK	Penalty Kicks (Goals/Shots)	Pos	Position	PSO	Penalty Shoot-out	-/+ PSO	GK injured during PSO
R	Expulsions (Red Cards)	SG/S	Shots on Goal/Shots	Y	Cautions (Yellow Cards)		

Cumulative Statistics

Estadísticas Acumuladas / Estadísticas Cumulativas

ARG - ARGENTINA After 3 matches

No.	Name	Pos	HAI 1:1 (1:1)	JAM 0:2 (0:0)	COL 0:0	Min	GF	GA	SG/S	PK	Fouls		Y	R	
											FC	FS			
1	MEZA Rodrigo	GK	90	S	90	180		1							
2	ERRAMUSPE Rodrigo N.	D	S	S	S										
3	BITTOLO Mariano Ezequiel	D	68	60	90	218			1/1		4	8			
4	VILLARREAL Gaston	M	4	4	S	8									
5	PIZARRO Guido	M	90	90	90	270			0/2		5	5	1		
6	SAURO Gaston	D	90	90	90	270					3	1			
7	KLUSENER Alvaro	M	90	90	67	247			4/7		5	6	1		
8	ZUCULINI Franco	M	90	70	90	250			0/3		10	4			
9	MAZZOLA Nicolas	F	89	S	90	179	1		4/5		5	4	1	1	
10	FERNANDES Nahuel	M	63	90	33	186			2/4		1	4			
11	ROLON Pablo Sergio	F	90	20	32	142			3/6		4	7	1		
12	CORNALO Jose Luis	GK	S	90	S	90		2							
13	RAFFAELE Maximiliano	D	22	30	32	84					2	1			
14	MUÑOZ Ezequiel	D	86	86	90	262			0/2		7	2			
15	BASTERRECHEA Leandro	D	90	90	90	270			1/1		6	8	1		
16	GIMENEZ Fabio Rodrigo	F	S	90	58	148			2/2		7	1	1		
17	FONTANINI Fabricio	D	S	S	S										
18	BENITEZ Carlos	F	27	90	25	142			3/4		1				
Totals								1	3	20/37		60	51	6	1

Corner Kicks:	23
Free Kicks:	1
Offsides:	9
Penalty Kicks Against (Goals/Shots):	0/0
Own Goals:	0
Own Goals Against:	0

Legend:

A	Absent	AET	After Extra Time	D	Defender	F	Forward
FC	Fouls Committed	FS	Fouls Suffered	GA	Goals Against	GF	Goals For
GK	Goalkeeper	I	Injured	M	Midfielder	Min	Minutes Played
N	Not eligible to play	PK	Penalty Kicks (Goals/Shots)	Pos	Position	PSO	Penalty Shoot-out
R	Expulsions (Red Cards)	S	Substitute	SG/S	Shots on Goal/Shots	Y	Cautions (Yellow Cards)

Cumulative Statistics

Estadísticas Acumuladas / Estatísticas Cumulativas

BOL - BOLIVIA After 5 matches

No.	Name	Pos	MEX 1:1 (1:0)	USA 4:2 (0:2)	VEN 2:0 (2:0)	ECU 0:1 (0:0)	MEX 0:1 (0:1)	Min	GF	GA	SG/S	PK	Fouls		Y	R
													FC	FS		
1	LAMPE Carlos Emilio	GK	90	90	90	90	90	450		5			1	1		
2	AGUILAR Juan Gabriel	D	90	90	90	66	71	407					6	1	1	
3	TORDOYA Carlos Hugo	D	90	90	90		90	360			1/3		11	6	3	
4	VERDUGUEZ Ricardo	D	90	S	1	31	90	212			2/3		13	4	1	
5	GONZALES Raul	D	90	S	N	90	90	360					8	3	3	
6	TORRICO Didi	M	90	90	90	90	90	450			2/7		8	4	1	
7	GATTY Luis	M	90	90	90	90	90	450			4/6		6	15		
8	PEÑA Alcides	M	90	67	89	59	59	364			3/5		11	7	1	
9	FIERRO Juan Eduardo	F	90	80	77	90	59	396	3		6/8		6	10		
10	GUTIERREZ Limberg	F	90	89	86	90	90	445	2		10/22		9	9	1	
11	PINEDO Gustavo	F	90	90	90	76	S	346	2		3/10		7	5		
12	ARANCIBIA Alex	GK	S	S	S	S	S									
13	ROCA Jammer	F	S	S	S	14	31	45						2		
14	JUAREZ Ariel	M	S	S	23	13	S	36					2			
15	AGUINO Ronald	D	S	10	90	90	S	190								
16	BEJARANO Marvin Orlando	D	S	90	90	90	90	360			1/5		6	6		
17	VEJARANO Diego	D	S	1	S	24	19	44			0/1			2		
18	NOE Juan Miguel	M	S	S	4	S	31	35					1			
Totals									7	5	32/70		95	75	11	

Corner Kicks: 27
Free Kicks: 14
Offsides: 18
Penalty Kicks Against (Goals/Shots): 0/1
Own Goals: 0
Own Goals Against: 0

Legend:

A	Absent	AET	After Extra Time	D	Defender	F	Forward
FC	Fouls Committed	FS	Fouls Suffered	GA	Goals Against	GF	Goals For
GK	Goalkeeper	I	Injured	M	Midfielder	Min	Minutes Played
N	Not eligible to play	PK	Penalty Kicks (Goals/Shots)	Pos	Position	PSO	Penalty Shoot-out
R	Expulsions (Red Cards)	S	Substitute	SG/S	Shots on Goal/Shots	Y	Cautions (Yellow Cards)

Cumulative Statistics

Estadísticas Acumuladas / Estatísticas Cumulativas

BRA - BRAZIL After 1 match

No.	Name	Pos	HON 3:0 (1:0)	Min	GF	GA	SG/S	PK	Fouls		Y	R
									FC	FS		
1	MARCELO	GK	90	90						1		
2	RAFAEL	D	71	71			1/2			1		
3	MACHADO Michel	D	19	19						1		
4	LUCAS	D	S									
5	TIAGO	M	74	74					2	1	1	
6	SILVA Fabio	D	90	90			0/1			1		
7	FELLIPE	M	90	90			2/2			2		
8	GIULIANO	M	16	16			0/1					
10	LULINHA	M	90	90	3		3/4	2/2	1	4		
11	ALEX	F	90	90			0/1		1	1		
12	RENAN	GK	S									
13	LAZARO	D	90	90					1			
14	FORSTER Rafael	D	90	90					1	3		
15	COLLAÇO Bruno	D	S									
16	TALES	M	28	28			2/2			2		
17	CHOCO	F	90	90			2/2			1		
18	JUNIOR	F	62	62								
Totals					3		10/15	2/2	6	18	1	

Corner Kicks: 5
Free Kicks: 1
Offsides: 1
Penalty Kicks Against (Goals/Shots): 0/0
Own Goals: 0
Own Goals Against: 0

Legend:

A	Absent	AET	After Extra Time	D	Defender	F	Forward
FC	Fouls Committed	FS	Fouls Suffered	GA	Goals Against	GF	Goals For
GK	Goalkeeper	I	Injured	M	Midfielder	Min	Minutes Played
N	Not eligible to play	PK	Penalty Kicks (Goals/Shots)	Pos	Position	PSO	Penalty Shoot-out
R	Expulsions (Red Cards)	S	Substitute	SG/S	Shots on Goal/Shots	Y	Cautions (Yellow Cards)

Cumulative Statistics

Estadísticas Acumuladas / Estatísticas Cumulativas

COL - COLOMBIA After 3 matches

No.	Name	Pos	JAM 0:1 (0:0)	HAI 1:0 (0:0)	ARG 0:0	Min	GF	GA	SG/S	PK	Fouls		Y	R
											FC	FS		
1	CARDONA Javier	GK	90	S	S	90		1						
2	CHARA Ricardo	D	S	S	37	37								
3	ZEA Edward	D	90	90	90	270					3	4		
4	QUINTO Charles	M	90	90	90	270			0/2		6	3	1	
5	VIAFARA Sebastian	D	90	90	90	270			0/2		4	10		
6	GUILLERMO Juian	M	82	45	50	177			0/1		6	1		
7	NAZARITH Cristian	F	90	45	90	225	1		2/6		9	2		
8	USECHE Carlos	M	8	S	S	8								
9	TRELLEZ Santiago	F	18	80	40	138			1/2		2	4		
10	RODRIGUEZ James	M	72	72	53	197			2/5		2	5	1	
11	PARDO Edgar Felipe	F	72	90	90	252			2/3		9	6		
12	MOSQUERA Andres Felipe	GK	S	90	90	180								
13	RAMOS Carlos	D	90	90	50	230					8	3	3	1
14	ALVAREZ Osneider	M	S	90	76	166			1/1		3	7		
15	SERNA Ricardo	M	18	18	S	36					2	2		
16	MOSQUERA Luis	M	90	10	S	100					4	2		
17	MOSQUERA Andres	D	90	90	90	270			1/2		6	2		
18	RAMIREZ Jose	M	S	S	14	14					1			
Totals							1	1	9/24		65	52	5	1

Corner Kicks:	17
Free Kicks:	3
Offsides:	4
Penalty Kicks Against (Goals/Shots):	0/0
Own Goals:	0
Own Goals Against:	0

Legend:

A	Absent	AET	After Extra Time	D	Defender	F	Forward
FC	Fouls Committed	FS	Fouls Suffered	GA	Goals Against	GF	Goals For
GK	Goalkeeper	I	Injured	M	Midfielder	Min	Minutes Played
N	Not eligible to play	PK	Penalty Kicks (Goals/Shots)	Pos	Position	PSO	Penalty Shoot-out
R	Expulsions (Red Cards)	S	Substitute	SG/S	Shots on Goal/Shots	Y	Cautions (Yellow Cards)

Cumulative Statistics

Estadísticas Acumuladas / Estatísticas Cumulativas

CRC - COSTA RICA After 3 matches

No.	Name	Pos	ECU 1:1 (1:1)	BRA 0:2 (0:2)	HON 1:2 (1:2)	Min	GF	GA	SG/S	PK	Fouls		Y	R	
											FC	FS			
1	MOREIRA Leonel	GK	S	90	90	180		4							
2	PALMA Elías	D	S	S	90	90					1	2			
3	SMITH Roy	D	90	90	90	270					3				
4	SMITH Jordan	D	90	S	90	180					2	1			
5	LUNA Esteban	M	90	90	90	270			0/2		4	4	1		
6	BRENES Miguel	M	S	S	45	45					1				
7	BRENES Diego	M	90	70	90	250	2		3/4		6	3	1		
8	GUZMAN David	M	81	90	19	190			3/8		5	4	1		
9	UREÑA Marcos	F	67	29	29	125			2/2		3	2			
10	CASTRO Jorge	F	90	90	90	270			0/2		7	2			
11	PERALTA Jessy	M	9	20	90	119					4	1			
12	CASTRO Bruno	M	23	61		84					2	3	1		
13	ROJAS Erick	D	90	90	S	180						1	1		
14	OVIEDO Bryan Josué	D	90	90		180					4	2	1		
15	CHACON Carlos	D	S	90	71	161					3	2			
16	VARELA Jose Daniel	M	90	80	24	194			1/2		9	5		1	
17	MARTINEZ Josue	F	S	10	61	71			2/3		5				
18	ZAMORA Luis Carlos	GK	90	S	S	90		1				1			
Totals								2	5	12/24		59	33	6	1

Corner Kicks:	7
Free Kicks:	2
Offsides:	4
Penalty Kicks Against (Goals/Shots):	1/1
Own Goals:	0
Own Goals Against:	0

Legend:

A	Absent	AET	After Extra Time	D	Defender	F	Forward
FC	Fouls Committed	FS	Fouls Suffered	GA	Goals Against	GF	Goals For
GK	Goalkeeper	I	Injured	M	Midfielder	Min	Minutes Played
N	Not eligible to play	PK	Penalty Kicks (Goals/Shots)	Pos	Position	PSO	Penalty Shoot-out
R	Expulsions (Red Cards)	S	Substitute	SG/S	Shots on Goal/Shots	Y	Cautions (Yellow Cards)

Cumulative Statistics

Estadísticas Acumuladas / Estatísticas Cumulativas

ECU - ECUADOR After 5 matches

No.	Name	Pos	CRC 1:1 (1:1)	HON 3:2 (2:1)	BRA 4:2 (1:1)	BOL 1:0 (0:0)	JAM 2:1 (0:1)	Min	GF	GA	SG/S	PK	Fouls		Y	R
													FC	FS		
1	BANGUERA Maximo	GK	90	90	90	90	90	450		6				3	1	
2	FOLLECO Wilson	D	80	90	90	90	90	440			2/2		3	8		
3	MENDEZ Deison	D	90	90	90	90	90	450			0/1					
4	CASTRO Roberto	D	90	90	90	90	90	450					4	2	1	
5	PINTO Jefferson	M	90	90	90	90	90	450			2/5		8	4	1	
6	CHASI Hamilton	D	S	27	90	90	90	297	1		1/1		10		1	
7	ALCIVAR Jesus	F	12	21	4	2	S	39					3	4	1	
8	MONTERO Jefferson	M	78	80	86	88	89	421	2		7/10		9	4	1	
9	ZURA Edmundo	F	90	69	78	82	90	409	3		6/8	1/1	7	1		
10	ALCIVAR Alex	M	S	S	S	S	1	1						1		
11	GUEVARA Fabricio	F	25	S	1	2	33	61					3	6		
12	VERA German	GK	S	S	S	S	S									
13	DELGADO Carlos	D	10	10	89	90	45	244	1		2/4		3	1		
14	GEORGE Alex	M	S	S	S	S	S									
15	BONE Eduardo	M	65	63	S	S	S	128			1/4		3	4		
16	CHANGO Israel	D	90	90	90	90	90	450	1		3/4		8	5	1	
17	MARTINEZ Fidel	M	90	90	90	88	57	415			2/4		8	7	1	
18	OCHOA Pablo	F	90	90	12	8	45	245	2		5/6		7	2		
Totals									10	6	31/49	1/1	76	52	8	

Corner Kicks:	29
Free Kicks:	4
Offsides:	10
Penalty Kicks Against (Goals/Shots):	1/1
Own Goals:	1
Own Goals Against:	0

Legend:

A	Absent	AET	After Extra Time	D	Defender	F	Forward
FC	Fouls Committed	FS	Fouls Suffered	GA	Goals Against	GF	Goals For
GK	Goalkeeper	I	Injured	M	Midfielder	Min	Minutes Played
N	Not eligible to play	PK	Penalty Kicks (Goals/Shots)	Pos	Position	PSO	Penalty Shoot-out
R	Expulsions (Red Cards)	S	Substitute	SG/S	Shots on Goal/Shots	Y	Cautions (Yellow Cards)

Cumulative Statistics

Estadísticas Acumuladas / Estadísticas Cumulativas

HAI - HAITI After 3 matches

No.	Name	Pos	ARG 1:1 (1:1)	COL 0:1 (0:0)	JAM 0:4 (0:3)	Min	GF	GA	SG/S	PK	Fouls		Y	R	
											FC	FS			
1	SHELSON Dorleans	GK	46	90	90	226		6			1	1			
2	MECHACK Jerome	D	90	90	90	270	1		0/3		4	1			
3	GREGORY Ismael	D	87	90	45	222			1/2		7	2			
4	PETERSON Desrivieres	D	90	90	45	225			0/1		3	5			
5	ELUSMA Pierre	D	90	90	90	270			2/3		2	8	1		
6	BITIELO Jean Jacques	D	90	90	90	270			0/1		6	4			
7	PEROU Nicolas	M	S	N	12	12					1				
8	WIDNER Saint Cyr	M	90	90	90	270			1/3		6	4	1		
9	GERALDY Joseph	M	3	90	S	93			1/2		2	1			
10	WISELET Saint Louis	F	S	S	63	63			0/2						
11	VALDO Normil	F	90	90	85	265			0/5		3	7		1	
12	SYLVAIN Gilberto	D	S	S	27	27					2				
14	PETERSON Joseph	M	90	90	78	258			1/3		4	9	1		
15	HEROLD Charles	M	90	90	90	270			4/8		5	11	1		
17	GUEMSLY Joseph	M	70	S	90	160			1/3		2	2		1	
22	LESLEY Guillaume	GK	44	S	S	44						3			
Totals								1	6	11/36		48	58	4	2

Corner Kicks:	9
Free Kicks:	4
Offsides:	6
Penalty Kicks Against (Goals/Shots):	0/1
Own Goals:	0
Own Goals Against:	0

Legend:

A	Absent	AET	After Extra Time	D	Defender	F	Forward
FC	Fouls Committed	FS	Fouls Suffered	GA	Goals Against	GF	Goals For
GK	Goalkeeper	I	Injured	M	Midfielder	Min	Minutes Played
N	Not eligible to play	PK	Penalty Kicks (Goals/Shots)	Pos	Position	PSO	Penalty Shoot-out
R	Expulsions (Red Cards)	S	Substitute	SG/S	Shots on Goal/Shots	Y	Cautions (Yellow Cards)

Cumulative Statistics

Estadísticas Acumuladas / Estadísticas Cumulativas

HON - HONDURAS After 3 matches

No.	Name	Pos	BRA 0:3 (0:1)	ECU 2:3 (1:2)	CRC 2:1 (2:1)	Min	GF	GA	SG/S	PK	Fouls		Y	R	
											FC	FS			
	CASTELLANOS Carlos Ismael	M	62	S	S	62					2		1		
1	REYES Francisco Javier	GK	S	S	90	90		1							
2	CARIAS Gustavo Alberto	D	S	S	90	90						1			
3	CASTRO Angel Gabriel	D	90	90	14	194					3				
4	ESCOBAR Fredy Rolando	D	90	30	S	120					1				
5	FONSECA José Israel	D	90	90		180			0/1		1	2			
6	CASTRO Kevin Alberto	D		61	90	151					2	2			
7	OCAMPO Julio de Jesús	M	15	29	76	120			1/2		2	4			
8	PERALTA Orlin Orlando	M	28	90	90	208					1	4			
9	SOSA Fredy Alonso	F	66	90	80	236			2/2		7	3			
10	MARTINEZ Christian Samir	F	75	90	90	255			5/6		8	5			
11	ROJAS Roger Fabricio	F	24	45	10	79					1				
13	GARAY José Arael	D	90	60	90	240			1/3		2	3			
15	MARTINEZ Ronald Edgardo	M	90	90	90	270	1		1/2		2	6			
16	LEVERON Johnny Harald	D	90	90	90	270	3		2/4	2/2	4	7	1		
17	GARRIDO Luis Fernando	M	90	45	84	219			0/3		5	5	1		
18	ALEMAN David Fernando	M	S	S	S										
20	MEJIA Alfredo Antonio	M			6	6					1		1		
25	LICONA Marlos Javier	GK	90	90	S	180		6							
Totals								4	7	12/23	2/2	42	42	4	

Corner Kicks:	15
Free Kicks:	1
Offsides:	7
Penalty Kicks Against (Goals/Shots):	2/2
Own Goals:	0
Own Goals Against:	1

Legend:

A	Absent	AET	After Extra Time	D	Defender	F	Forward
FC	Fouls Committed	FS	Fouls Suffered	GA	Goals Against	GF	Goals For
GK	Goalkeeper	I	Injured	M	Midfielder	Min	Minutes Played
N	Not eligible to play	PK	Penalty Kicks (Goals/Shots)	Pos	Position	PSO	Penalty Shoot-out
R	Expulsions (Red Cards)	S	Substitute	SG/S	Shots on Goal/Shots	Y	Cautions (Yellow Cards)

Cumulative Statistics

Estadísticas Acumuladas / Estatísticas Cumulativas

JAM - JAMAICA After 5 matches

No.	Name	Pos	COL 1:0 (0:0)	ARG 2:0 (0:0)	HAI 4:0 (3:0)	MEX (0:0) 5:4 PSO	ECU 1:2 (1:0)	Min	GF	GA	SG/S	PK	Fouls		Y	R	
													FC	FS			
1	MILLER Dwayne	GK	S	S	6	S	S	6									
4	CAMPBELL Andrae	D	S	S	21	S	S	21			0/1		2	1			
5	BROWN Ajuan	D	90	90	90	90	90	450					2	2	2		
6	JARRETT Jermaine	D	S	S	90	S	S	90					1	1			
7	COUSINS Ricardo	M	89	90	90	90	90	449	1		3/4		7	6	1		
8	VERNON Eric	D	90	90	90		74	344	1		1/2		3	11	2		
9	DALEY Kemmar	M	90	90	90	90	90	450	4		10/13	0/1	5	9			
10	THOMAS James	F	45	38	80	90	90	343	1		3/6		9	5			
11	CAMPBELL Edward	M	86	72	N	78	45	281					14	10	2		
12	WOODBINE Obrian	D	90	90	90	90	90	450			0/1		9	12	1		
13	KERR Duwayne	GK	90	90	84	90	90	444		2				2			
14	ADLAM Alanzo	F	45	52	10	12	16	135			1/1		4	3			
15	SMITH Dawyne	M	4	18	69	90	45	226			0/5		4	2			
16	DOYLEY John-Ross	M	90	90	49		67	296	1		3/7		3	5		1	
17	BAILEY Norman	M	1	S	S	90	23	114			1/1			2			
18	THOMPSON Damaine	D	90	90	S	90	90	360			1/1		1				
19	SMITH Troy	D	90	90	90	90	90	450			1/1		2	3	1		
20	McNAIN Draion	F	S	S	S	S	S										
Totals									8	2	24/43	0/1	66	74	9	1	

Corner Kicks:	15
Free Kicks:	10
Offsides:	6
Penalty Kicks Against (Goals/Shots):	1/1
Own Goals:	0
Own Goals Against:	0

Legend:

A	Absent	AET	After Extra Time	D	Defender	F	Forward
FC	Fouls Committed	FS	Fouls Suffered	GA	Goals Against	GF	Goals For
GK	Goalkeeper	I	Injured	M	Midfielder	Min	Minutes Played
N	Not eligible to play	PK	Penalty Kicks (Goals/Shots)	Pos	Position	PSO	Penalty Shoot-out
R	Expulsions (Red Cards)	S	Substitute	SG/S	Shots on Goal/Shots	Y	Cautions (Yellow Cards)

Cumulative Statistics

Estadísticas Acumuladas / Estatísticas Cumulativas

MEX - MEXICO After 5 matches

No.	Name	Pos	BOL 1:1 (0:1)	VEN 2:0 (2:0)	USA 2:0 (0:0)	JAM (0:0) 4:5 PSO	BOL 1:0 (1:0)	Min	GF	GA	SG/S	PK	Fouls		Y	R
													FC	FS		
1	ARIAS Sergio Javier	GK	90	90	90	90	90	450		1				1		
2	SANCHEZ Christian Emmanuel	D	90	90	90	90	90	450					4	4	1	
3	PEREZ Marco Ivan	D	90	S	S	S	90	180					1	2		
4	AYALA Hugo	D	90	90	90	90	S	360			1/2		1	2		
5	RECIO Jose Oscar	M	56		14	17	90	177			1/1		4	4	2	1
6	BERBER Alejandro	M	76	16	16	90	90	288					3	10	1	
7	MARTINEZ Raul	M	45	90	90	90	45	360			1/1		13	12	1	
8	SALINAS Rodolfo	M	S	24	S	S	11	35						1		
9	ESQUEDA Enrique Alejandro	F	90	90	90	90	89	449	4		9/22	0/1	12	17		1
10	VELASCO Moises Adrian	M	90	90	88	90	79	437	1		9/13		12	12		
11	CERDA Emmanuel	F	45	S	2	27	64	138			1/3		1			
12	FERNANDEZ Aaron	GK	S	S	S	S	S									
13	GUZMAN Ever Arsenio	F	36	29	S	S	26	91			1/1		4	1	1	
14	PIÑA Jose Jonathan	F	54	61	90	63	45	313			3/4		1	8		
15	BARRON Eduardo	D	14	90	76	S	S	180			3/3		1	1		
16	GALLEGOS Mario	M	S	74	74	73	S	221					3	1		
17	TORRES Jorge Emmanuel	D	S	90	90	90	90	360			1/3		3	3	1	
18	del REAL Rodolfo	M	90	66	90	90	90	426	1		2/3		6	15	1	
Totals									6	1	32/56	0/1	69	94	8	2

Corner Kicks: 12
Free Kicks: 3
Offsides: 13
Penalty Kicks Against (Goals/Shots): 0/0
Own Goals: 0
Own Goals Against: 0

Legend:

A	Absent	AET	After Extra Time	D	Defender	F	Forward
FC	Fouls Committed	FS	Fouls Suffered	GA	Goals Against	GF	Goals For
GK	Goalkeeper	I	Injured	M	Midfielder	Min	Minutes Played
N	Not eligible to play	PK	Penalty Kicks (Goals/Shots)	Pos	Position	PSO	Penalty Shoot-out
R	Expulsions (Red Cards)	S	Substitute	SG/S	Shots on Goal/Shots	Y	Cautions (Yellow Cards)

Cumulative Statistics

Estadísticas Acumuladas / Estatísticas Cumulativas

USA - USA After 3 matches

No.	Name	Pos	VEN 2:1 (0:0)	BOL 2:4 (2:0)	MEX 0:2 (0:0)	Min	GF	GA	SG/S	PK	Fouls		Y	R
											FC	FS		
1	KLASILA Kevin	GK	S	S	S									
2	BARRY Shawn	D	S	S	54	54						1		
3	ALSTON Kevin	D	90	90	90	270			1/1		4	4	1	
4	ECKHARDT Greg	D	90	76	90	256			1/1		2			
5	GONZALEZ Omar	F	90	90	90	270	2		4/5		7	3		
6	WARSHAW Bobby	M	13	22	90	125	1		1/1		3	1		
7	STEPHENS Michael	F	90	90	45	225			1/2	0/1	4	4	1	
8	McCARTHY Stephen	M	77	68	90	235	1		3/3		6	5	1	
9	HALL Jeremy	M	26	90	S	116			0/1		1	4		
10	MAROSEVIC Peri	F	64	29	66	159			0/3		1	1		
11	BARRERA Danny	M	S	S	26	26					2		1	1
12	CRUZ Daniel	F	4	14	24	42			0/1		1	1	1	
13	FOLK Greg	M	86	90	S	176			1/1		2		1	
14	MYERS Chance	D	90	90	90	270					10	4	1	
15	KELLY Daniel	M	90	61	45	196			0/2		1	2		
16	ANIBABA Jalil	M	90	90	71	251					5	1	3	1
17	CYRUS Tyler	M	S	S	S									
18	GROSS Warren	GK	90	90	90	270		7						
Totals							4	7	12/21	0/1	49	31	10	2

Corner Kicks:	12
Free Kicks:	0
Offsides:	4
Penalty Kicks Against (Goals/Shots):	1/2
Own Goals:	0
Own Goals Against:	0

Legend:

A	Absent	AET	After Extra Time	D	Defender	F	Forward
FC	Fouls Committed	FS	Fouls Suffered	GA	Goals Against	GF	Goals For
GK	Goalkeeper	I	Injured	M	Midfielder	Min	Minutes Played
N	Not eligible to play	PK	Penalty Kicks (Goals/Shots)	Pos	Position	PSO	Penalty Shoot-out
R	Expulsions (Red Cards)	S	Substitute	SG/S	Shots on Goal/Shots	Y	Cautions (Yellow Cards)

Cumulative Statistics

Estadísticas Acumuladas / Estatísticas Cumulativas

VEN - VENEZUELA After 3 matches

No.	Name	Pos	USA 1:2 (0:0)	MEX 0:2 (0:2)	BOL 0:2 (0:2)	Min	GF	GA	SG/S	PK	Fouls		Y	R	
											FC	FS			
	ISSA Jean Carlos	GK	46			46		2							
1	ROMO Rafael	GK	44	90	90	224		4							
2	MIRABAL Jonny	D	68		90	158					7	3	3	1	
3	PERNIA Henry	D	S	90	90	180					3	1	1		
4	VELASQUEZ Jose	D	90	90	90	270						3			
5	FLORES Francisco	M	90	35	N	125	1		0/1	1/1	3	7		1	
6	FERNANDEZ Carlos	D	90	58	45	193					4	1	1		
7	PARRA Jose	M	S	32	77	109					1	9	1		
8	LOPEZ Richard	M	90	90	90	270					7	5	1		
9	PAEZ Jose	F	S	17	13	30					1	1			
10	ALTERIO Roberto	M	S	S	45	45									
11	DEL VALLE Jonatan	F	90	73	45	208			2/6		5	10			
12	TURIBE Jose	GK		S	S										
13	PAEZ Gustavo	F	57	37	S	94			1/1		1	1			
14	CAMACHO Pablo	D	90	S	S	90									
15	BLANCO Daniel Alejandro	D	33	90	90	213					2		1		
16	RIVERA Angel	F	70	90	90	250			3/5		8	7	1		
17	SIGNORELLI Franco	M	90	90	90	270					3	4	1		
18	FASCIANA Francos	M	20	53	45	118			2/2		2	1			
Totals								1	6	8/15	1/1	47	53	10	2

Corner Kicks:	9
Free Kicks:	2
Offsides:	5
Penalty Kicks Against (Goals/Shots):	0/0
Own Goals:	0
Own Goals Against:	0

Legend:

A	Absent	AET	After Extra Time	D	Defender	F	Forward
FC	Fouls Committed	FS	Fouls Suffered	GA	Goals Against	GF	Goals For
GK	Goalkeeper	I	Injured	M	Midfielder	Min	Minutes Played
N	Not eligible to play	PK	Penalty Kicks (Goals/Shots)	Pos	Position	PSO	Penalty Shoot-out
R	Expulsions (Red Cards)	S	Substitute	SG/S	Shots on Goal/Shots	Y	Cautions (Yellow Cards)

Overall Team Statistics

Estadísticas Generales del equipo / Estatísticas Gerais da Equipe

As of 27 JUL 2007 at 17:14

Team	MP	GF	GA	SG/S	PK	PKA	CK	OF	Fouls		Y	R
									FC	FS		
ARG - ARGENTINA	3	1	3	20/37	0/0	0/0	23	9	60	51	6	1
BOL - BOLIVIA	5	7	5	32/70	0/0	0/1	27	18	95	75	11	0
BRA - BRAZIL	3	7	4	29/52	2/2	0/0	20	4	24	57	6	1
COL - COLOMBIA	3	1	1	9/24	0/0	0/0	17	4	65	52	5	1
CRC - COSTA RICA	3	2	5	12/24	0/0	1/1	7	4	59	33	6	1
ECU - ECUADOR	5	10	6	31/49	1/1	1/1	29	10	76	52	8	0
HAI - HAITI	3	1	6	11/36	0/0	0/1	9	6	48	58	4	2
HON - HONDURAS	3	4	7	12/23	2/2	2/2	15	7	42	42	4	0
JAM - JAMAICA	5	8	2	24/43	0/1	1/1	15	6	66	74	9	1
MEX - MEXICO	5	6	1	32/56	0/1	0/0	12	13	69	94	8	2
USA - USA	3	4	7	12/21	0/1	1/2	12	4	49	31	11	2
VEN - VENEZUELA	3	1	6	8/15	1/1	0/0	9	5	47	53	10	2
Totals		52	53	232/450	6/9	6/9	195	90	700		88	13
Average (per match)		2.4	2.4	10.5/20.5	0.3/0.4	0.3/0.4	8.9	4.1	31.8		4.0	0.6

Legend:

CK	Corner Kicks	FC	Fouls Committed	FS	Fouls Suffered	GA	Goals Against
GF	Goals For	MP	Matches Played	OF	Offsides	PK	Penalty Kicks (Goals/Shots)
PKA	Penalty Kicks Against (Goals/Shots)			R	Expulsions (Red Cards)	SG/S	Shots on Goal/Shots
Y	Cautions (Yellow Cards)						

Medallists

Medallistas / Medalhistas

THU 26 JUL 2007

GOLD	SILVER	BRONZE
------	--------	--------

BRA - BRAZIL

- 1 SUNTAQUE Andréia
- 2 JATOBA Simone
- 3 PELLEGRINO Aline (C)
- 4 COSTA Renata
- 5 MOURA Elaine
- 6 AUGUSTO Rosana
- 7 ALVES Daniela
- 8 MOTA Miraildes
- 9 CILENE Katia
- 10 SILVA Marta
- 11 SILVA Cristiane
- 12 BARBOSA Bárbara
- 14 GONÇALVES Delma
- 15 SANTOS Andreia
- 16 RIBEIRO Tânia
- 17 NASCIMENTO Grazielle
- 18 RODRIGUES Daiane
- 20 SANTOS Ester

USA - USA

- 1 NAEHER Alyssa
- 2 TAYLOR Brittany
- 3 WASHINGTON Nikki
- 4 FOUNTAIN Kaley
- 5 NOYOLA Teresa
- 6 MARSHALL Nikki
- 7 NOGUEIRA Casey
- 8 CHENEY Lauren (C)
- 9 McDONALD Jessica
- 10 ENYEART Michelle
- 11 HEATH Tobin
- 12 WRIGHT Kylie
- 13 BARNES Lauren
- 14 DIMARTINO Gina
- 15 EDWARDS Becky
- 16 WILMOTH Lauren
- 17 O'HARA Kelley
- 18 JONES Chantel

CAN - CANADA

- 1 LEBLANC Karina
- 2 KISS Kristina
- 3 BOOTH Melanie
- 4 TANCREDI Melissa
- 5 NEIL Andrea
- 6 ANDREWS Sasha
- 7 WILKINSON Rhian
- 8 MATHESON Diana
- 9 CHAPMAN Candace
- 10 FRANKO Martina
- 11 HERMUS Randee
- 12 SINCLAIR Christine (C)
- 13 WALSH Amy
- 15 LANG Kara
- 16 THORLAKSON Katie
- 17 TIMKO Brittany
- 19 VERMEULEN Any
- 20 SWIATEK Taryn

Legend:

(C) Captain

Team Roster

Formación del Equipo / Escalação das Equipes

As of 27 JUL 2007

ARG - ARGENTINA

No.	Name	Pos	Height m/ft in	Weight kg/lbs	Date of Birth	Club	Intl 'A'	
							Caps	Goals
1	FERRO Romina Anabella	GK	1.70/5'7"	60/132	26 JUN 1980	A.F.A.	0	0
2	GONZALEZ Eva	D	1.73/5'8"	65/143	2 SEP 1987	C.A. BOCA JUNIORS	0	0
3	COTELO Valeria	D	1.62/5'4"	60/132	26 MAR 1984	C.A. BOCA JUNIORS	0	0
4	CHAVEZ Gabriela	D	1.64/5'5"	56/123	9 APR 1989	C.A. INDEPENDIENTE	0	0
5	BRUSCA Carmen Ana	M			7 NOV 1985	C.A. BOCA JUNIORS	0	0
6	BARBITTA Celeste	D	1.66/5'5"	62/137	22 MAY 1979	C.A. BOCA JUNIORS	0	0
7	MANICLER Ludmila	F	1.63/5'4"	48/106	6 JUL 1987	C.A. INDEPENDIENTE	0	0
8	HUBER Clarisa	M	1.68/5'6"	60/132	22 DEC 1984	C.A. BOCA JUNIORS	0	0
9	GATTI Natalia	F	1.84/6'0"	67/148	20 OCT 1982	C.A. BOCA JUNIORS	0	0
10	CORONEL Mariela	M	1.69/5'7"	62/137	20 JUN 1981	C.A. SAN LORENZO	0	0
11	GOMEZ Rosana	M	1.62/5'4"	56/123	13 JUL 1980	C.A. BOCA JUNIORS	0	0
12	CORREA Vanina	GK	1.80/5'11"	84/185	14 AUG 1983	C.A. BOCA JUNIORS	0	0
13	QUIÑONES Florencia	M	1.68/5'6"	55/121	26 AUG 1986	C.A. SAN LORENZO	0	0
14	PEREZ Catalina	D	1.60/5'3"	59/130	16 FEB 1989	C.A. RIVER PLATE	0	0
15	MANDRILE Florencia	F	1.65/5'5"	60/132	10 FEB 1988	C.A. SAN LORENZO	0	0
16	OJEDA Andrea Susana	D	1.61/5'3"	62/137	17 JAN 1985	C.A. BOCA JUNIORS	0	0
17	VALLEJOS Fabiana	M	1.57/5'2"	53/117	30 JUL 1985	C.A. BOCA JUNIORS	0	0
18	POTASSA Maria Belen	F	1.68/5'6"	55/121	12 DEC 1988	A.F.A.	0	0

Team average age: 22 years 6 months

Team colours

	Shirt	Shorts	Socks
1st:	Blue / White	Black	White
2nd:	Blue	White	White

Coach BORELLO Jose Carlos (ARG)

Legend:

D	Defender	F	Forward	GK	Goalkeeper	Intl 'A'	International 'A'
M	Midfielder	Pos	Position				

Team Roster

Formación del Equipo / Escalação das Equipes

As of 27 JUL 2007

BRA - BRAZIL

No.	Name	Pos	Height m/ft in	Weight kg/lbs	Date of Birth	Club	Intl 'A'	
							Caps	Goals
1	SUNTAQUE Andréia	GK	1.72/5'8"	65/143	14 SEP 1977	TRANSP. ALCAINE	0	0
2	JATOBA Simone	D	1.70/5'7"	68/150	10 FEB 1981	OLIMPIC-LYON	0	0
3	PELLEGRINO Aline	D	1.80/5'11"	69/152	6 JUL 1982	UNISANTANA	0	0
4	COSTA Renata	D	1.71/5'7"	66/146	8 JUL 1986	BOTUCATU	0	0
5	MOURA Elaine	D	1.72/5'8"	68/150	1 NOV 1982	UMEA	0	0
6	AUGUSTO Rosana	D	1.73/5'8"	66/146	7 JUL 1982	SVEULENGBACH	0	0
7	ALVES Daniela	M	1.67/5'6"	65/143	12 JAN 1984	SAAD	0	0
8	MOTA Miraildes	M	1.62/5'4"	53/117	3 MAR 1978	SKY BLUE SOCCER	0	0
9	CILENE Katia	M	1.75/5'9"	64/141	18 FEB 1977	OLIMPIC-LYON	0	0
10	SILVA Marta	M	1.54/5'1"	61/134	19 FEB 1986	UMEA	0	0
11	SILVA Cristiane	M	1.76/5'9"	66/146	15 MAY 1985	WOLFSBURG	0	0
12	BARBOSA Bárbara	GK	1.70/5'7"	71/157	4 JUL 1998	E.C. RECIFE	0	0
14	GONÇALVES Delma	F	1.62/5'4"	54/119	19 MAY 1975	INAC	0	0
15	SANTOS Andreia	F	1.59/5'3"	51/112	30 APR 1977	SAAD	0	0
16	RIBEIRO Tânia	D	1.65/5'5"	56/123	3 OCT 1974	SAAD	0	0
17	NASCIMENTO Grazielle	F	1.63/5'4"	52/115	28 MAR 1981	BOTUCATU	0	0
18	RODRIGUES Daiane	D	1.64/5'5"	64/141	15 APR 1983	BOTUCATU	0	0
20	SANTOS Ester	D	1.64/5'5"	56/123	9 DEC 1982	CEPE CAXIAS	0	0

Team average age: 25 years 4 months

Team colours

Shirt
1st: Yellow

Shorts
Blue

Socks
White

Coach

BARCELLOS Jorge (BRA)

Legend:

D	Defender	F	Forward	GK	Goalkeeper	Intl 'A'	International 'A'
M	Midfielder	Pos	Position				

Team Roster

Formación del Equipo / Escalação das Equipes

As of 27 JUL 2007

CAN - CANADA

No.	Name	Pos	Height m/ft in	Weight kg/lbs	Date of Birth	Club	Intl 'A'	
							Caps	Goals
1	LEBLANC Karina	GK			30 MAR 1980		0	0
2	KISS Kristina	D			13 FEB 1981	UNATTACHED	0	0
3	BOOTH Melanie	D			24 AUG 1984	UNIVERSITY OF FLORIDA	0	0
4	TANCREDI Melissa	F			27 DEC 1981		0	0
5	NEIL Andrea	M			26 OCT 1971	VANCOUVER WHITECAPS	0	0
6	ANDREWS Sasha	D			1 JAN 1987		0	0
7	WILKINSON Rhian	F			12 MAY 1982	OTTAWA FURY	0	0
8	MATHESON Diana	M			6 APR 1984	OTTAWA FURY	0	0
9	CHAPMAN Candace	M			2 APR 1983	VANCOUVER WHITECAPS	0	0
10	FRANKO Martina	D			13 JAN 1976	VANCOUVER WHITECAPS	0	0
11	HERMUS Randee	D			14 NOV 1979	VANCOUVER WHITECAPS	0	0
12	SINCLAIR Christine	F			12 JUN 1983	VANCOUVER WHITECAPS	0	0
13	WALSH Amy	M			13 SEP 1977	LAVAL COMETES	0	0
15	LANG Kara	F			22 OCT 1986	UNIV. CALIFORNIA OF L. A.	0	0
16	THORLAKSON Katie	M			14 JAN 1985	VANCOUVER WHITECAPS	0	0
17	TIMKO Brittany	D			5 SEP 1985	VANCOUVER WHITECAPS	0	0
19	VERMEULEN Any	D			1 JAN 1987		0	0
20	SWIATEK Taryn	GK			4 FEB 1981	OTTAWA FURY	0	0

Team average age: 25 years 4 months

Team colours	Shirt	Shorts	Socks
	1st: Red	Red	Red
	2nd: White	White	White
	3rd: White	Red	White

Coach PELLERUD Even (CAN)

Legend:

D	Defender	F	Forward	GK	Goalkeeper	Intl 'A'	International 'A'
M	Midfielder	Pos	Position				

Team Roster

Formación del Equipo / Escalação das Equipes

As of 27 JUL 2007

ECU - ECUADOR

No.	Name	Pos	Height m/ft in	Weight kg/lbs	Date of Birth	Club	Intl 'A'	
							Caps	Goals
1	WRAY Carla	GK	1.70/5'7"	67/148	14 OCT 1982	N/A	0	0
2	VALENCIA Jenny	M			30 JUN 1989		0	0
3	SANCHEZ Barbara	D	1.60/5'3"	62/137	23 APR 1987	N/A	0	0
4	AGUILAR Lorena	M	1.68/5'6"	62/137	6 JUL 1985	N/A	0	0
5	BERMUDES Paola	M	1.68/5'6"	63/139	11 SEP 1977	N/A	0	0
6	PALACIOS Valeria	M	1.52/5'0"	55/121	16 FEB 1991	N/A	0	0
7	COLOMA Isabel	M	1.62/5'4"	59/130	18 OCT 1988	N/A	0	0
8	SUNTAXI Jazmin	D	1.67/5'6"	63/139	19 JUL 1987	N/A	0	0
9	QUINTERO Monica	F	1.66/5'5"	63/139	5 JUL 1988	N/A	0	0
10	FREIRE Carmen	M	1.52/5'0"	64/141	28 AUG 1984	N/A	0	0
11	PESANTES Denise	F	1.62/5'4"	62/137	14 JAN 1988	N/A	0	0
12	ARROYO Isabel	GK	1.70/5'7"	60/132	26 MAR 1982	N/A	0	0
13	ROQUE Shirley	M	1.67/5'6"	63/139	22 DEC 1990	N/A	0	0
14	QUINTERO Letty	D	1.55/5'1"	52/115	13 NOV 1985	N/A	0	0
15	MENESES Maria de los Angeles	D	1.67/5'6"	61/134	23 JUN 1984	N/A	0	0
16	MOREIRA Ligia	M			19 MAR 1992	N/A	0	0
17	LUCAS Jessenia	D	1.62/5'4"	62/137	8 JAN 1988	N/A	0	0
18	VELARDE Mabel	F	1.64/5'5"	58/128	4 DEC 1988	N/A	0	0

Team average age: 20 years 7 months

Team colours

Shirt
1st: Yellow
2nd: Blue

Shorts
Blue
White

Socks
Red
Blue

Coach

ESTUPINAN Garys (ECU)

Legend:

D	Defender	F	Forward	GK	Goalkeeper	Intl 'A'	International 'A'
M	Midfielder	Pos	Position				

Team Roster

Formación del Equipo / Escalação das Equipes

As of 27 JUL 2007

JAM - JAMAICA

No.	Name	Pos	Height m/ft in	Weight kg/lbs	Date of Birth	Club	Intl 'A'	
							Caps	Goals
1	JACKSON Paula	GK			19 OCT 1988		0	0
4	MURRAY Cristina	D			8 OCT 1989	XLCR HIGH SCR.	0	0
5	FEARON Julie	D	1.58/5'2"	55/121	31 JAN 1986	BARBICAN F.C.	0	0
6	FALCONER Hishamar	M	1.54/5'1"	60/132	2 JUN 1983	LINDSAY WILSON COLLEGE	0	0
7	REID Venecia	F	1.60/5'3"	47/104	28 OCT 1987	PORTMORE STRIKERS	0	0
8	VINCENT Tashana	F	1.70/5'7"	64/141	23 MAR 1987	PORTMORE STRIKERS	0	0
9	BELL Nicola	M	1.58/5'2"	47/104	12 MAR 1981	HARBOUR VIEW	0	0
10	DAVIS Omolyn	M	1.71/5'7"	65/143	9 AUG 1987	LINDSAY WILSON COLLEGE	0	0
11	FACEY Mitsy	D	1.70/5'7"	58/128	22 DEC 1985	UPLIFTMENT F.C.	0	0
12	HUE Diana	D	1.54/5'1"	52/115	28 AUG 1981	HARBOUR VIEW	0	0
13	CAMPBELL	GK	1.56/5'1"	66/146	23 MAR 1984	PORTMORE STRIKERS	0	0
14	GOLDSRING	M	1.68/5'6"	70/154	22 APR 1984	BARBICAN F.C.	0	0
15	MOWATT Iesha	M	1.55/5'1"	52/115	23 SEP 1984	PORTMORE STRIKERS	0	0
16	VASELL Tanesia	M	1.73/5'8"	63/139	15 JUL 1981	HARBOUR VIEW	0	0
17	STEWART	M	1.63/5'4"	53/117	10 JUN 1983	LINDSAY WILSON COLLEGE	0	0
18	McGREGOR Jodi-Ann	M			4 OCT 1985	BARBICAN F. C.	0	0
19	SULLIVAN Audia	M	1.62/5'4"	56/123	6 AUG 1979	UNIVER. OF WEST FLORIDA	0	0
20	CLARKE Shereen	M	1.62/5'4"	54/119	4 APR 1990	PORTMORE STRIKERS	0	0

Team average age: 22 years 4 months

Team colours

Shirt
1st: Yellow
2nd: Green

Shorts
Black
Black

Socks
Yellow
Gold

Coach

EDWARDS Charles (JAM)

Legend:

D	Defender	F	Forward	GK	Goalkeeper	Intl 'A'	International 'A'
M	Midfielder	Pos	Position				

Team Roster

Formación del Equipo / Escalação das Equipes

As of 27 JUL 2007

MEX - MEXICO

No.	Name	Pos	Height m/ft in	Weight kg/lbs	Date of Birth	Club	Intl 'A'	
							Caps	Goals
1	TAJONAR Pamela	GK			2 DEC 1984	FC INDIANA	0	0
2	MUÑOZ Leslie Anne	D			3 DEC 1985	CAL. STATE FULLERTON	0	0
3	SANDOVAL Rubi Marlene	D			18 JAN 1984	MEXICO FC	0	0
4	GONZALEZ Monica Christine	D			10 OCT 1978	MEXICO FC	0	0
5	CASTILLO Maria de Jesus	D			6 JUL 1983	MEXICO FC	0	0
6	VERGARA Monica	M			2 MAY 1983	MEXICO FC	0	0
7	LOPEZ Juana Evelyn	M			25 DEC 1978	MEXICO FC	0	0
8	PADILLA Carmelita	F			2 MAY 1985	CALIFORNIA STORM	0	0
9	OCAMPO Monica	F			1 APR 1987	FC INDIANA	0	0
10	WORBIS Teresa	F			12 DEC 1983	FC INDIANA	0	0
11	MORALES Tania Paola	M			22 DEC 1986	CHIVAS	0	0
12	LADRON de GUEVARA Anjuli	GK			7 OCT 1986	CHIVAS	0	0
13	GORDILLO Maria Lourdes	D			3 APR 1986	MEXICO FC	0	0
14	VALDEZ Maria Isabel	D			19 MAY 1986	MEXICO FC	0	0
15	SAUCEDO Liz del Rosario	D			14 DEC 1983	MEXICO FC	0	0
16	MARTINEZ Maria Arelli	M			11 MAR 1988	ITESM GUADALAJARA	0	0
17	NIEVA Christine Yvette	F			7 OCT 1986	UNIVERSITY OF HOUSTON	0	0
18	CORRAL Veronica Charlyn	F			11 SEP 1991	ANDREAS SOCCER	0	0

Team average age: 22 years 7 months

Team colours

Shirt	Shorts	Socks
1st: Green	White	Red

Coach CUELLAR RIVERA Leonardo (MEX)

Legend:

D	Defender	F	Forward	GK	Goalkeeper	Intl 'A'	International 'A'
M	Midfielder	Pos	Position				

Team Roster

Formación del Equipo / Escalação das Equipes

As of 27 JUL 2007

PAN - PANAMA

No.	Name	Pos	Height m/ft in	Weight kg/lbs	Date of Birth	Club	Intl 'A'	
							Caps	Goals
1	BENIS Lineth	GK			24 OCT 1980	SAN MARTIN	0	0
2	MORGAN TYRELL Sthepani	D			1 JAN 1989	NAVY BAY	0	0
3	de la ROSA Mayra	D			8 MAR 1986	ONCE UNIVERSITARIAS	0	0
5	PACHECO Yadira	M			14 MAR 1989		0	0
6	GUTIERREZ Raiza	M			26 JUN 1983	CHORRILLO F.C.	0	0
7	PEREZ Yoraidil	M			28 MAR 1985	ONCE UNIVERSITARIAS	0	0
8	SAMUELS Sumara	M			19 OCT 1988	NAVY BAY	0	0
9	de MERA Anarelis	F			28 MAR 1985	ONCE UNIVERSITARIAS	0	0
10	VALDERRAMA Diana	M			1 FEB 1978	SAN MARTIN	0	0
11	BEDOYA Maritzenia	F			15 MAY 1980	NAVY BAY	0	0
12	CORDOBA Farissa	GK			30 JUN 1989	NAVY BAY	0	0
13	CELLENDER Yisvell	F			12 JUL 1990	CHORRILLO F.C.	0	0
14	CATUY Nedelka	D			20 APR 1988	CHORRILLO F.C.	0	0
15	ROMERO Ruth	D			28 MAR 1985		0	0
16	AGUILAR Steffany	M			22 JUN 1977	NAVY BAY	0	0
17	PUERTAS Yajaira	M			20 APR 1988	ONCE UNIVERSITARIAS	0	0
19	ROMERO Raiza	M			10 DEC 1990	ONCE UNIVERSITARIAS	0	0
20	VERGARA Ciara	F			18 SEP 1990	ONCE UNIVERSITARIAS	0	0

Team average age: 21 years 6 months

Team colours **Shirt** **Shorts** **Socks**
1st: White White White

Coach PEREZ Abelardo (PAN)

Legend:

D	Defender	F	Forward	GK	Goalkeeper	Intl 'A'	International 'A'
M	Midfielder	Pos	Position				

Team Roster

Formación del Equipo / Escalação das Equipes

As of 27 JUL 2007

PAR - PARAGUAY

No.	Name	Pos	Height m/ft in	Weight kg/lbs	Date of Birth	Club	Intl 'A'	
							Caps	Goals
1	RODRIGUEZ Gloria	GK			22 SEP 1987	LIBERTAD	0	0
2	VIELMA Myriam	D			26 MAY 1984	CERRO PORTENO	0	0
3	ALARCON Mirta	D			29 DEC 1982	CERRO PORTENO	0	0
4	GETTO Silvia	D			8 MAR 1983	UNIV. AUTONOMA	0	0
5	RAMIREZ Raquel	D			29 MAR 1990	CLUB JUAN XXIII	0	0
6	MARTINEZ Carina	M			5 MAR 1986	U. A. A.	0	0
7	RODAS Nadia	M			28 MAR 1987	LIBERTAD	0	0
8	RIVEROS Veronica	M			23 APR 1987	LIBERTAD	0	0
9	QUINTANA Dulce Maria	F			6 FEB 1989	LIBERTAD	0	0
10	AGUERO Francisca	F			11 JUL 1982	U. A. A.	0	0
11	VEGA Karina	F			1 SEP 1989	U. A. A.	0	0
12	VERA Edda	GK			18 JAN 1983	OLIMPIA	0	0
13	BENITEZ Carmen	D			5 APR 1986	LIBERTAD	0	0
14	VILLAMAYOR Gloria	D			10 APR 1992	CERRO PORTENO	0	0
15	GALEANO Joana	M			9 AUG 1988	NACIONAL	0	0
16	RODRIGUEZ Anabel	M			31 DEC 1988	LIBERTAD	0	0
17	SANTACRUZ Jessica	M			22 JAN 1990	OLIMPIA	0	0
18	TALAVERA Mara	F			6 SEP 1991	JUAN XXIII	0	0

Team average age: 20 years 2 months

Team colours

Shirt

1st: Red / White
2nd: White

Shorts

Blue
White

Socks

Blue
White

Coach

CABRERA Agustin (PAR)

Legend:

D	Defender	F	Forward	GK	Goalkeeper	Intl 'A'	International 'A'
M	Midfielder	Pos	Position				

Team Roster

Formación del Equipo / Escalação das Equipes

As of 27 JUL 2007

URU - URUGUAY

No.	Name	Pos	Height m/ft in	Weight kg/lbs	Date of Birth	Club	Intl 'A'	
							Caps	Goals
1	GOMEZ Luciana	GK			22 SEP 1984	RAMPLA JRS	0	0
2	MAGGIOLINI Stefania	D			15 OCT 1986	RIVER PLATE	0	0
3	GARES Tamy	D			23 JUN 1988	RIVER PLATE	0	0
4	ARRUA Carla	D			17 DEC 1977	CERRO FC	0	0
5	CAMAÑO Aida	M			7 MAY 1984	RAMPLA JRS	0	0
6	RODRIGUEZ Guillermina	D			13 JAN 1990	RIVER PLATE	0	0
7	LABORDA Alejandra	F			2 DEC 1978	RAMPLA JRS	0	0
8	VIERA Paula	F			25 MAR 1990	RIVER PLATE	0	0
9	SOUZA Angelica	F			11 FEB 1979	RAMPLA JRS	0	0
10	CASTRO Juliana	F			28 JUN 1991	RIVER PLATE	0	0
11	RAMIREZ Sindy	F			28 JAN 1991	RIVER PLATE	0	0
12	LOPEZ Lorena	GK			16 SEP 1987	HORACAN FC	0	0
13	GONZALEZ Natalia	D			20 APR 1987	UDELAR	0	0
14	FAR Laura	M			22 AUG 1982	RAMPLA JRS	0	0
15	PAIVA Gabriela	M			25 FEB 1984	RAMPLA JRS	0	0
16	PADRON Mayra	D			21 MAR 1987	RIVER PLATE	0	0
17	RUSCH Ines	F			19 DEC 1986		0	0
18	QUINTEROS Carla	M			24 JUN 1986	RAMPLA JRS	0	0

Team average age: 21 years 4 months

Team colours

Shirt	Shorts	Socks
1st: Blue	Black	Black

Coach DUARTE Juan (URU)

Legend:

D	Defender	F	Forward	GK	Goalkeeper	Intl 'A'	International 'A'
M	Midfielder	Pos	Position				

Team Roster

Formación del Equipo / Escalação das Equipes

As of 27 JUL 2007

USA - USA

No.	Name	Pos	Height m/ft in	Weight kg/lbs	Date of Birth	Club	Intl 'A'	
							Caps	Goals
1	NAEHER Alyssa	GK			20 APR 1988		0	0
2	TAYLOR Brittany	D			18 SEP 1987		0	0
3	WASHINGTON Nikki	F			1 AUG 1988		0	0
4	FOUNTAIN Kaley	D			1 JUL 1988		0	0
5	NOYOLA Teresa	M			15 APR 1990		0	0
6	MARSHALL Nikki	D			2 JUN 1988		0	0
7	NOGUEIRA Casey	F			23 FEB 1989		0	0
8	CHENEY Lauren	F			30 SEP 1987		0	0
9	McDONALD Jessica	F			28 FEB 1988		0	0
10	ENYEART Michelle	M			26 JUL 1988		0	0
11	HEATH Tobin	M			29 MAY 1988		0	0
12	WRIGHT Kylie	M			13 MAY 1989		0	0
13	BARNES Lauren	D			31 MAY 1989		0	0
14	DIMARTINO Gina	F			31 JUL 1988		0	0
15	EDWARDS Becky	M			22 MAY 1988		0	0
16	WILMOTH Lauren	D			23 MAY 1988		0	0
17	O'HARA Kelley	F			4 AUG 1988		0	0
18	JONES Chantel	GK			20 JUL 1988		0	0

Team average age: 18 years 8 months

Team colours

Shirt	Shorts	Socks
1st: Navy	Navy	Navy
2nd: Red	Navy	Navy
3rd: White	White	White
4th: White	Blue	Blue

Coach ELLIS Jillian (USA)

Legend:

D	Defender	F	Forward	GK	Goalkeeper	Intl 'A'	International 'A'
M	Midfielder	Pos	Position				

Competition Summary

Resumen de la competición / Sumário da Competição

As of 26 JUL 2007

Group A

Rank	Team	Pts	MP	W	D	L	GF	GA	GD
1	BRA	12	4	4	0	0	26	0	26
2	CAN	9	4	3	0	1	22	8	14
3	JAM	4	4	1	1	2	3	17	-14
4	ECU	3	4	1	0	3	4	17	-13
5	URU	1	4	0	1	3	3	16	-13

Team	BRA	CAN	JAM	ECU	URU
BRA		7:0 (1:0)	5:0 (2:0)	10:0 (5:0)	4:0 (3:0)
CAN	0:7 (0:1)		11:1 (7:0)	4:0 (3:0)	7:0 (2:0)
JAM	0:5 (0:2)	1:11 (0:7)		1:0 (0:0)	1:1 (1:0)
ECU	0:10 (0:5)	0:4 (0:3)	0:1 (0:0)		4:2 (2:1)
URU	0:4 (0:3)	0:7 (0:2)	1:1 (0:1)	2:4 (1:2)	

Group B

Rank	Team	Pts	MP	W	D	L	GF	GA	GD
1	USA	9	4	3	0	1	15	5	10
2	MEX	9	4	3	0	1	10	3	7
3	ARG	9	4	3	0	1	8	5	3
4	PAN	1	4	0	1	3	2	8	-6
5	PAR	1	4	0	1	3	4	18	-14

Team	USA	MEX	ARG	PAN	PAR
USA		2:3 (1:0)	3:0 (2:0)	3:1 (2:1)	7:1 (3:1)
MEX	3:2 (0:1)		0:1 (0:0)	2:0 (2:0)	5:0 (2:0)
ARG	0:3 (0:2)	1:0 (0:0)		2:0 (1:0)	5:2 (2:1)
PAN	1:3 (1:2)	0:2 (0:2)	0:2 (0:1)		1:1 (1:0)
PAR	1:7 (1:3)	0:5 (0:2)	2:5 (1:2)	1:1 (0:1)	

Classification

Semi-finals

BRA

Match 21
MON 23 JUL

MEX

USA

Match 22
MON 23 JUL

CAN

Gold Medal Match

BRA 2:0 (0:0)

Match 24
THU 26 JUL

BRA 5:0 (2:0)

USA 2:1 (1:0)

Bronze Medal Match

MEX

Match 23
THU 26 JUL

CAN

CAN 1:2 (0:2)

Final Standings

Medal	Rank	Team
Gold	1	BRA
Silver	2	USA
Bronze	3	CAN
	4	MEX
	5	ARG
	6	JAM
	7	ECU
	8	PAN
	9	URU
	10	PAR

Note:

If teams are level on points after the first stage, ranking will be decided according to the Competition Regulations.

Legend:

AET	After Extra Time	D	Drawn	GA	Goals Against	GD	Goal Difference
GF	Goals For	L	Lost	MP	Matches Played	PSO	Penalty Shoot-out
Pts	Points	W	Won				

Match Report

Informe del partido / Relatório da partida

FIRST ROUND GROUP A - MATCH 2

Miécimo da Silva Complex, Rio de Janeiro THU 12 JUL 2007 START TIME 14:00

ECU - JAM
0:1 (0:0)
ECU - ECUADOR

 15
 8
 14
 6
 2
 0
 4
 0
 0
 0
 0
 48%
 23

STATISTICS

 Shots
 Shots on Goal
 Fouls
 Corner Kicks
 Free Kicks
 Penalty Kicks
 Offsides
 Own Goals
 Cautions (Yellow cards)
 Expulsions (Red cards)
 Ball Possession
 Actual Playing Time

JAM - JAMAICA

 9
 6
 14
 2
 1
 0
 7
 0
 0
 1
 52%
 26

ECU - ECUADOR

No.	Name	Pos	Min	GF	GA	SG/S	PK	Fouls		Y	R
								FC	FS		
1	WRAY Carla	GK	90		1						
3	SANCHEZ Barbara	D	90					1	2		
4	AGUILAR Lorena (C)	M	90			1/2			1		
5	BERMUDES Paola	M	90			1/2		3	1		
6	PALACIOS Valeria	M	46								
8	SUNTAXI Jazmin	D	90					2			
10	FREIRE Carmen	M	90			1/3		1	2		
11	PESANTES Denise	F	90			2/2		2	1		
14	QUINTERO Letty	D	90			0/1		1	3		
15	MENESES Maria de los Angeles	D	90			1/1		1			
16	MOREIRA Ligia	M	50			0/1		2	1		
Substitutes											
9	QUINTERO Monica	F	44			1/1		1	2		
18	VELARDE Mabel	F	40			1/1					
Totals					1	8/15		14	13		

JAM - JAMAICA

No.	Name	Pos	Min	GF	GA	SG/S	PK	Fouls		Y	R
								FC	FS		
1	JACKSON Paula	GK	90					1	1		
5	FEARON Julie	D	90						2		
6	FALCONER Hishamar (C)	M	90					2	2		
7	REID Venecia	F	76			2/4		2	2		
8	VINCENT Tashana	F	90	1		2/3		2			
9	BELL Nicola	M	75			1/1		1	1		
10	DAVIS Omolyn	M	70					1	1		1
12	HUE Diana	D	90			1/1		3	2		
16	VASSELL Tanesia	M	90						1		
17	STEWART	M	75					1			
19	SULLIVAN Audia	M	90								
Substitutes											
14	GOLDSRING	M	15								
15	MOWATT Iesha	M	14					1			
18	McGREGOR Jodi-Ann	M	15								
Totals					1	6/9		14	12		1

Legend:

A	Absent	(C)	Captain	D	Defender	F	Forward
FC	Fouls Committed	FS	Fouls Suffered	FT	Full Time	GA	Goals Against
GF	Goals For	GK	Goalkeeper	HT	Half-time	I	Injured
M	Midfielder	Min	Minutes Played	N	Not eligible to play		
nn+	Additional Time (period follows)			-nn	Time when player substituted out		
+nn	Time when player substituted in			PK	Penalty Kicks (Goals/Shots)	Pos	Position
R	Expulsions (Red Cards)	SG/S	Shots on Goal/Shots	Y	Cautions (Yellow Cards)		

**Miécimo da Silva Complex**Complejo Miecimo da Silva
Complexo Miécimo da Silva12 JUL 2007
14:00**Football**

Fútbol / Futebol

Women

Mujeres / Feminino

First Round

Primera Ronda / Primeira Rodada

Match Report

Informe del partido / Relatório da partida

FIRST ROUND GROUP A - MATCH 2

Miécimo da Silva Complex, Rio de Janeiro THU 12 JUL 2007 START TIME 14:00

**ECU - JAM
0:1 (0:0)****Match Officials:****Referee:** ANTEQUERA Joaquin (BOL)**4th Official:** POZO Pablo Antonio (CHI)**Match Commissioner:****Assistant Referee 1:** PAZ Humberto (BOL)**Assistant Referee 2:** BASUALDO Patricio (CHI)**General Coordinator:****Goals Scored:**

VINCENT Tashana (JAM) 51'

ECU - ECUADOR[1] WRAY Carla (GK)
[3] SANCHEZ Barbara
[4] AGUILAR Lorena (C)
[5] BERMUDEZ Paola
[6] PALACIOS Valeria (-46')
[8] SUNTAXI Jazmin
[10] FREIRE Carmen
[11] PESANTES Denise
[14] QUINTERO Letty
[15] MENESES Maria de los Angeles
[16] MOREIRA Ligia (-50')**Substitutes:**[2] VALENCIA Jenny
[7] COLOMA Isabel
[9] QUINTERO Monica (+46')
[12] ARROYO Isabel (GK)
[13] ROQUE Shirley
[17] LUCAS Jessenia
[18] VELARDE Mabel (+50')**Coach:** ESTUPINAN Garys (ECU)**Cautions:**

None

Expulsions:

DAVIS Omolyn (JAM) 70'

Additional Time:

first half: 1 min., second half: 4 min.

JAM - JAMAICA[1] JACKSON Paula (GK)
[5] FEARON Julie
[6] FALCONER Hishamar (C)
[7] REID Venecia (-76')
[8] VINCENT Tashana
[9] BELL Nicola (-75')
[10] DAVIS Omolyn
[12] HUE Diana
[16] VASSELL Tanesia
[17] STEWART (-76')
[19] SULLIVAN Audia**Substitutes:**[4] MURRAY Cristina
[11] FACEY Mitsy
[13] CAMPBELL (GK)
[14] GOLDSRING (+76')
[15] MOWATT Iesha (+76')
[18] MCGREGOR Jodi-Ann (+75')
[20] CLARKE Shereen**Coach:** EDWARDS Charles (JAM)

**João Havelange Stadium**Estadio João Havelange
Estádio João Havelange12 JUL 2007
15:30**Football**

Fútbol / Futebol

Women

Mujeres / Feminino

First Round

Primera Ronda / Primeira Rodada

Match Report

Informe del partido / Relatório da partida

FIRST ROUND GROUP A - MATCH 3

João Havelange Stadium, Rio de Janeiro THU 12 JUL 2007 START TIME 15:30

**BRA - URU
4:0 (3:0)****Match Officials:****Referee:** CERDAS Ricardo (CRC)
4th Official: PACHECO Hector (PER)
Match Commissioner: GOES Dario (BRA)**Assistant Referee 1:** RAMIREZ Marvin (CRC)
Assistant Referee 2: ABADIE Luis (PER)
General Coordinator:**Goals Scored:**

ALVES Daniela (BRA) 4', SILVA Cristiane (BRA) 18' penalty goal, AUGUSTO Rosana (BRA) 37', ALVES Daniela (BRA) 70'

BRA - BRAZIL[1] SUNTAQUE Andréia (GK)
[2] JATOBA Simone
[3] PELLEGRINO Aline (C)
[4] COSTA Renata
[6] AUGUSTO Rosana
[7] ALVES Daniela
[8] MOTA Miraildes
[11] SILVA Cristiane (-59')
[14] GONÇALVES Delma (-71')
[15] SANTOS Andreia
[16] RIBEIRO Tânia (-82')**Substitutes:**[5] MOURA Elaine
[9] CILENE Katia (+71')
[10] SILVA Marta
[12] BARBOSA Bárbara (GK)
[17] NASCIMENTO Grazielle (+59')
[18] RODRIGUES Daiane
[20] SANTOS Ester (+82')**Coach:** BARCELLOS Jorge (BRA)**Cautions:**

FAR Laura (URU) 64', RIBEIRO Tânia (BRA) 81'

Expulsions:

None

Additional Time:

first half: 1 min., second half: 3 min.

URU - URUGUAY[1] GOMEZ Luciana (GK)
[2] MAGGIOLINI Stefania
[3] GARES Tamy
[4] ARRUA Carla (-58')
[5] CAMAÑO Aida (C)
[7] LABORDA Alejandra
[9] SOUZA Angelica (-17')
[10] CASTRO Juliana (-74')
[13] GONZALEZ Natalia
[14] FAR Laura
[18] QUINTEROS Carla**Substitutes:**[6] RODRIGUEZ Guillermina
[8] VIERA Paula
[11] RAMIREZ Sindy (+74')
[12] LOPEZ Lorena (GK)
[15] PAIVA Gabriela (+58')
[16] PADRON Mayra
[17] RUSCH Ines (+17')**Coach:** DUARTE Juan (URU)

Match Report

Informe del partido / Relatório da partida

FIRST ROUND GROUP A - MATCH 3

João Havelange Stadium, Rio de Janeiro THU 12 JUL 2007 START TIME 15:30

BRA - URU
4:0 (3:0)

BRA - BRAZIL	STATISTICS	URU - URUGUAY
23	Shots	2
10	Shots on Goal	0
16	Fouls	15
4	Corner Kicks	1
2	Free Kicks	1
1	Penalty Kicks	0
3	Offsides	1
0	Own Goals	0
1	Cautions (Yellow cards)	1
0	Expulsions (Red cards)	0
60%	Ball Possession	40%
32	Actual Playing Time	21

BRA - BRAZIL											
No.	Name	Pos	Min	GF	GA	SG/S	PK	Fouls		Y	R
								FC	FS		
1	SUNTAQUE Andréia	GK	90								
2	JATOBA Simone	D	90					2	2		
3	PELLEGRINO Aline (C)	D	90					2	2		
4	COSTA Renata	D	90			0/1		3			
6	AUGUSTO Rosana	D	90	1		1/1		1			
7	ALVES Daniela	M	90	2		3/6		2	3		
8	MOTA Miraildes	M	90			1/3		2	3		
11	SILVA Cristiane	M	59	1		0/1	1/1		1		
14	GONÇALVES Delma	F	71			2/2			3		
15	SANTOS Andreia	F	90			1/1					
16	RIBEIRO Tânia	D	82					1		1	
Substitutes											
9	CILENE Katia	M	19			1/4		1			
17	NASCIMENTO Grazielle	F	31			1/4		1			
20	SANTOS Ester	D	8					1			
Totals				4		10/23	1/1	16	14	1	

URU - URUGUAY											
No.	Name	Pos	Min	GF	GA	SG/S	PK	Fouls		Y	R
								FC	FS		
1	GOMEZ Luciana	GK	90		4				1		
2	MAGGIOLINI Stefania	D	90						1		
3	GARES Tamy	D	90					2	1		
4	ARRUA Carla	D	58								
5	CAMANO Aida (C)	M	90			0/1		1			
7	LABORDA Alejandra	F	90					1	1		
9	SOUZA Angelica	F	17						1		
10	CASTRO Juliana	F	74			0/1			1		
13	GONZALEZ Natalia	D	90					2			
14	FAR Laura	M	90					4	2	1	
18	QUINTEROS Carla	M	90					1	1		
Substitutes											
11	RAMIREZ Sindy	F	16					2	2		
15	PAIVA Gabriela	M	32						2		
17	RUSCH Ines	F	73					2	3		
Totals				4	0/2			15	16	1	

Legend:

A	Absent	(C)	Captain	D	Defender	F	Forward
FC	Fouls Committed	FS	Fouls Suffered	FT	Full Time	GA	Goals Against
GF	Goals For	GK	Goalkeeper	HT	Half-time	I	Injured
M	Midfielder	Min	Minutes Played	N	Not eligible to play		
nn+	Additional Time (period follows)			-nn	Time when player substituted out		
+nn	Time when player substituted in			PK	Penalty Kicks (Goals/Shots)	Pos	Position
R	Expulsions (Red Cards)	SG/S	Shots on Goal/Shots	Y	Cautions (Yellow Cards)		

**Miécimo da Silva Complex**Complejo Miecimo da Silva
Complexo Miécimo da Silva14 JUL 2007
11:15**Football**

Fútbol / Futebol

Women

Mujeres / Feminino

First Round

Primera Ronda / Primeira Rodada

Match Report

Informe del partido / Relatório da partida

FIRST ROUND GROUP A - MATCH 5

Miécimo da Silva Complex, Rio de Janeiro SAT 14 JUL 2007 START TIME 11:15

**URU - CAN
0:7 (0:2)****Match Officials:****Referee:**

LUNATI Pablo (ARG)

Assistant Referee 1: REBOLLO Juan (ARG)**4th Official:**

ANTEQUERA Joaquin (BOL)

Assistant Referee 2: PAZ Humberto (BOL)**Match Commissioner:****General Coordinator:****Goals Scored:**

SINCLAIR Christine (CAN) 7', HERMUS Randee (CAN) 38', MATHESON Diana (CAN) 53', SINCLAIR Christine (CAN) 70', TANCREDI Melissa (CAN) 80', SINCLAIR Christine (CAN) 84', HERMUS Randee (CAN) 89'

URU - URUGUAY[1] GOMEZ Luciana (GK)
[2] MAGGIOLINI Stefania
[5] CAMAÑO Aida (C)
[7] LABORDA Alejandra (-63')
[10] CASTRO Juliana
[11] RAMIREZ Sindy (-91' FT)
[13] GONZALEZ Natalia
[14] FAR Laura (-83')
[15] PAIVA Gabriela
[16] PADRON Mayra
[18] QUINTEROS Carla**Substitutes:**[3] GARES Tamy
[4] ARRUA Carla (+91' FT)
[6] RODRIGUEZ Guillermina
[8] VIERA Paula (+83')
[12] LOPEZ Lorena (GK)
[17] RUSCH Ines (+63')**Coach:** DUARTE Juan (URU)**Cautions:**

THORLAKSON Katie (CAN) 50', TIMKO Brittany (CAN) 79'

Expulsions:

None

Additional Time:

first half: 0 min., second half: 0 min.

CAN - CANADA[20] SWIATEK Taryn (GK)
[2] KISS Kristina
[3] BOOTH Melanie (-91' FT)
[5] NEIL Andrea (-91' FT)
[7] WILKINSON Rhian
[8] MATHESON Diana
[10] FRANKO Martina
[11] HERMUS Randee
[12] SINCLAIR Christine (C)
[13] WALSH Amy
[16] THORLAKSON Katie (-63')**Substitutes:**[1] LEBLANC Karina (GK)
[4] TANCREDI Melissa (+91' FT)
[9] CHAPMAN Candace
[15] LANG Kara (+91' FT)
[17] TIMKO Brittany (+63')
[19] VERMEULEN Any**Coach:** PELLERUD Even (CAN)

Match Report

Informe del partido / Relatório da partida

FIRST ROUND GROUP A - MATCH 5

Miécimo da Silva Complex, Rio de Janeiro SAT 14 JUL 2007 START TIME 11:15

URU - CAN
0:7 (0:2)
URU - URUGUAY

 3
 1
 8
 0
 0
 0
 2
 0
 0
 0
 0
 40%
 21

STATISTICS

 Shots
 Shots on Goal
 Fouls
 Corner Kicks
 Free Kicks
 Penalty Kicks
 Offsides
 Own Goals
 Cautions (Yellow cards)
 Expulsions (Red cards)
 Ball Possession
 Actual Playing Time

CAN - CANADA

 32
 26
 15
 6
 0
 0
 4
 0
 2
 0
 60%
 32

URU - URUGUAY											
No.	Name	Pos	Min	GF	GA	SG/S	PK	Fouls		Y	R
								FC	FS		
1	GOMEZ Luciana	GK	90		7						
2	MAGGIOLINI Stefania	D	90						3		
5	CAMANO Aida (C)	M	90					1	1		
7	LABORDA Alejandra	F	63			0/1		2	1		
10	CASTRO Juliana	F	90			0/1		1	1		
11	RAMIREZ Sindy	F	46			1/1			2		
13	GONZALEZ Natalia	D	90						1		
14	FAR Laura	M	83								
15	PAIVA Gabriela	M	90					1	3		
16	PADRON Mayra	D	90					1			
18	QUINTEROS Carla	M	90					1	1		
Substitutes											
4	ARRUA Carla	D	44						1		
8	VIERA Paula	F	7								
17	RUSCH Ines	F	27					1			
Totals					7	1/3		8	14		

CAN - CANADA											
No.	Name	Pos	Min	GF	GA	SG/S	PK	Fouls		Y	R
								FC	FS		
20	SWIATEK Taryn	GK	90								
2	KISS Kristina	D	90			2/2		4			
3	BOOTH Melanie	D	45			1/1		1	1		
5	NEIL Andrea	M	45			2/4			3		
7	WILKINSON Rhian	F	90			2/2					
8	MATHESON Diana	M	90	1		2/3		1			
10	FRANKO Martina	D	90			0/1					
11	HERMUS Randee	D	90	2		2/2					
12	SINCLAIR Christine (C)	F	90	3		7/7		1	1		
13	WALSH Amy	M	90			1/1		4			
16	THORLAKSON Katie	M	63			1/1		2	1	1	
Substitutes											
4	TANCREDI Melissa	F	44	1		2/3		1	1		
15	LANG Kara	F	44			2/3		1			
17	TIMKO Brittany	D	27			2/2				1	
Totals					7		26/32		15	7	2

Legend:

A	Absent	(C)	Captain	D	Defender	F	Forward
FC	Fouls Committed	FS	Fouls Suffered	FT	Full Time	GA	Goals Against
GF	Goals For	GK	Goalkeeper	HT	Half-time	I	Injured
M	Midfielder	Min	Minutes Played	N	Not eligible to play		
nn+	Additional Time (period follows)			-nn	Time when player substituted out		
+nn	Time when player substituted in			PK	Penalty Kicks (Goals/Shots)	Pos	Position
R	Expulsions (Red Cards)	SG/S	Shots on Goal/Shots	Y	Cautions (Yellow Cards)		

**João Havelange Stadium**Estádio João Havelange
Estádio João Havelange14 JUL 2007
15:30**Football**

Fútbol / Futebol

Women

Mujeres / Feminino

First Round

Primera Ronda / Primeira Rodada

Match Report

Informe del partido / Relatório da partida

FIRST ROUND GROUP A - MATCH 7

João Havelange Stadium, Rio de Janeiro SAT 14 JUL 2007 START TIME 15:30

BRA - JAM
5:0 (2:0)**Attendance:** 10,265**Match Officials:****Referee:** INVERNIZZI Atilio (PAR)**4th Official:** CERDAS Ricardo (CRC)**Match Commissioner:** GOES Dario (BRA)**Assistant Referee 1:** YEGROS Nicolas (PAR)**Assistant Referee 2:** RAMIREZ Marvin (CRC)**General Coordinator:** OSUNA Romel (BOL)**Goals Scored:**CILENE Katia (BRA) 9', ALVES Daniela (BRA) 23', CILENE Katia (BRA) 52', SILVA Marta (BRA) 65' penalty goal,
SILVA Cristiane (BRA) 85' penalty goal**BRA - BRAZIL**[1] SUNTAQUE Andréia (GK)
[3] PELLEGRINO Aline (C)
[4] COSTA Renata
[5] MOURA Elaine
[6] AUGUSTO Rosana
[7] ALVES Daniela
[8] MOTA Miraildes (-80')
[9] CILENE Katia
[10] SILVA Marta
[15] SANTOS Andreia
[16] RIBEIRO Tânia (-69')**Substitutes:**[2] JATOBA Simone
[11] SILVA Cristiane (+69')
[12] BARBOSA Bárbara (GK)
[14] GONÇALVES Delma (+80')
[17] NASCIMENTO Grazielle
[18] RODRIGUES Daiane
[20] SANTOS Ester**Coach:** BARCELLOS Jorge (BRA)**JAM - JAMAICA**[1] JACKSON Paula (GK)
[4] MURRAY Cristina (-56')
[5] FEARON Julie
[6] FALCONER Hishamar (C)
[7] REID Venecia
[8] VINCENT Tashana
[9] BELL Nicola (-67')
[12] HUE Diana
[16] VASSELL Tanesia
[17] STEWART
[18] MCGREGOR Jodi-Ann**Substitutes:**[11] FACEY Mitsy
[13] CAMPBELL (GK)
[14] GOLDSRING
[15] MOWATT Ilesha (+67')
[19] SULLIVAN Audia (+56')
[20] CLARKE Shereen**Coach:** EDWARDS Charles (JAM)**Cautions:**

MURRAY Cristina (JAM) 16', REID Venecia (JAM) 27', FALCONER Hishamar (JAM) 30', RIBEIRO Tânia (BRA) 66'

Expulsions:

None

Additional Time:

first half: 1 min., second half: 0 min.

Match Report

Informe del partido / Relatório da partida

FIRST ROUND GROUP A - MATCH 7

João Havelange Stadium, Rio de Janeiro SAT 14 JUL 2007 START TIME 15:30

BRA - JAM
5:0 (2:0)

Attendance: 10,265

BRA - BRAZIL

23
10
22
14
1
2
3
0
1
0
55%
27

STATISTICS

Shots
Shots on Goal
Fouls
Corner Kicks
Free Kicks
Penalty Kicks
Offsides
Own Goals
Cautions (Yellow cards)
Expulsions (Red cards)
Ball Possession
Actual Playing Time

JAM - JAMAICA

0
0
15
0
0
0
2
0
3
0
45%
22

BRA - BRAZIL											
No.	Name	Pos	Min	GF	GA	SG/S	PK	Fouls		Y	R
								FC	FS		
1	SUNTAQUE Andréia	GK	90								
3	PELEGRINO Aline (C)	D	90			0/1		1	1		
4	COSTA Renata	D	90			1/2		1			
5	MOURA Elaine	D	90			2/2		5	2		
6	AUGUSTO Rosana	D	90			0/1		3	4		
7	ALVES Daniela	M	90	1		2/5		1			
8	MOTA Miraildes	M	80			0/1		3	3		
9	CILENE Katia	M	90	2		4/7		2	1		
10	SILVA Marta	M	90	1		0/2	1/1	3	3		
15	SANTOS Andreia	F	90			1/1		1	1		
16	RIBEIRO Tânia	D	68					2		1	
Substitutes											
11	SILVA Cristiane	M	22	1			1/1				
14	GONÇALVES Delma	F	10			0/1					
Totals				5		10/23	2/2	22	15	1	

JAM - JAMAICA											
No.	Name	Pos	Min	GF	GA	SG/S	PK	Fouls		Y	R
								FC	FS		
1	JACKSON Paula	GK	90		5			1	1		
4	MURRAY Cristina	D	56					2		1	
5	FEARON Julie	D	90					1	1		
6	FALCONER Hishamar (C)	M	90					1	3	1	
7	REID Venecia	F	90					2	4	1	
8	VINCENT Tashana	F	90					4	3		
9	BELL Nicola	M	67						3		
12	HUE Diana	D	90						2		
16	VASSELL Tanesia	M	90					2			
17	STEWART	M	90						1		
18	McGREGOR Jodi-Ann	M	90					1			
Substitutes											
15	MOWATT Iesha	M	23					1	1		
19	SULLIVAN Audia	M	34								
Totals					5			15	19	3	

Legend:

A	Absent	(C)	Captain	D	Defender	F	Forward
FC	Fouls Committed	FS	Fouls Suffered	FT	Full Time	GA	Goals Against
GF	Goals For	GK	Goalkeeper	HT	Half-time	I	Injured
M	Midfielder	Min	Minutes Played	N	Not eligible to play		
nn+	Additional Time (period follows)			-nn	Time when player substituted out		
+nn	Time when player substituted in			PK	Penalty Kicks (Goals/Shots)	Pos	Position
R	Expulsions (Red Cards)	SG/S	Shots on Goal/Shots	Y	Cautions (Yellow Cards)		

**Miécimo da Silva Complex**Complejo Miecimo da Silva
Complexo Miécimo da Silva16 JUL 2007
14:00**Football**

Fútbol / Futebol

Women

Mujeres / Feminino

First Round

Primera Ronda / Primeira Rodada

Match Report

Informe del partido / Relatório da partida

FIRST ROUND GROUP A - MATCH 10

Miécimo da Silva Complex, Rio de Janeiro MON 16 JUL 2007 START TIME 14:00

**JAM - URU
1:1 (1:0)****Match Officials:****Referee:** POZO Pablo Antonio (CHI)**4th Official:** LUNATI Pablo (ARG)**Match Commissioner:** GOES Dario (BRA)**Assistant Referee 1:** BASUALDO Patricio (CHI)**Assistant Referee 2:** REBOLLO Juan (ARG)**General Coordinator:** OSUNA Romel (BOL)**Goals Scored:**

PADRON Mayra (URU) 7' own goal, CASTRO Juliana (URU) 67' penalty goal

JAM - JAMAICA[1] JACKSON Paula (GK)
[5] FEARON Julie
[6] FALCONER Hishamar (C) (-46' HT)
[7] REID Venecia
[8] VINCENT Tashana (-49')
[10] DAVIS Omolyn
[12] HUE Diana
[16] VASSELL Tanesia
[17] STEWART
[18] McGREGOR Jodi-Ann
[19] SULLIVAN Audia**Substitutes:**[4] MURRAY Cristina
[9] BELL Nicola (+46' HT)
[11] FACEY Mitsy
[13] CAMPBELL (GK)
[14] GOLDSRING
[15] MOWATT Iesha (+49')
[20] CLARKE Shereen**Coach:** EDWARDS Charles (JAM)**Cautions:**

HUE Diana (JAM) 20'

Expulsions:

CAMAÑO Aida (URU) 23', BELL Nicola (JAM) 60'

Additional Time:

first half: 1 min., second half: 2 min.

URU - URUGUAY[1] GOMEZ Luciana (GK)
[2] MAGGIOLINI Stefania
[3] GARES Tamy (-43')
[5] CAMAÑO Aida (C)
[7] LABORDA Alejandra
[10] CASTRO Juliana
[13] GONZALEZ Natalia
[14] FAR Laura
[15] PAIVA Gabriela
[16] PADRON Mayra
[18] QUINTEROS Carla (-82')**Substitutes:**[4] ARRUA Carla
[6] RODRIGUEZ Guillermina (C) (+43')
[8] VIERA Paula
[9] SOUZA Angelica
[11] RAMIREZ Sindy
[12] LOPEZ Lorena (GK)
[17] RUSCH Ines (+82')**Coach:** DUARTE Juan (URU)

Match Report

Informe del partido / Relatório da partida

FIRST ROUND GROUP A - MATCH 10

Miécimo da Silva Complex, Rio de Janeiro MON 16 JUL 2007 START TIME 14:00

JAM - URU 1:1 (1:0)

JAM - JAMAICA

 14
5
17
4
3
0
4
0
1
1
1
49%
25

STATISTICS

 Shots
Shots on Goal
Fouls
Corner Kicks
Free Kicks
Penalty Kicks
Offsides
Own Goals
Cautions (Yellow cards)
Expulsions (Red cards)
Ball Possession
Actual Playing Time

URU - URUGUAY

 10
6
14
6
3
1
0
1
0
1
51%
26

JAM - JAMAICA											
No.	Name	Pos	Min	GF	GA	SG/S	PK	Fouls		Y	R
								FC	FS		
1	JACKSON Paula	GK	90		1						
5	FEARON Julie	D	90					2	1		
6	FALCONER Hishamar (C)	M	45			1/1		1	1		
7	REID Venecia	F	90			1/5		2	2		
8	VINCENT Tashana	F	49					1			
10	DAVIS Omolyn	M	90			2/2			1		
12	HUE Diana	D	90			0/1		4	4	1	
16	VASSELL Tanesia	M	90			0/1		2	1		
17	STEWART	M	90			1/1		1	2		
18	McGREGOR Jodi-Ann	M	90								
19	SULLIVAN Audia	M	90			0/2		3	1		
Substitutes											
9	BELL Nicola	M	15					1			1
15	MOWATT Iesha	M	41			0/1					
Totals					1	5/14		17	13	1	1

URU - URUGUAY											
No.	Name	Pos	Min	GF	GA	SG/S	PK	Fouls		Y	R
								FC	FS		
1	GOMEZ Luciana	GK	90		1						
2	MAGGIOLINI Stefania	D	90						1		
3	GARES Tamy	D	43								
5	CAMANO Aida (C)	M	21			1/1					1
7	LABORDA Alejandra	F	90			0/1			2		
10	CASTRO Juliana	F	90	1		2/3	1/1	7	6		
13	GONZALEZ Natalia	D	90					2	3		
14	FAR Laura	M	90			0/2		1	1		
15	PAIVA Gabriela	M	90			1/1		1	1		
16	PADRON Mayra	D	90			1/1		2			
18	QUINTEROS Carla	M	82			1/1			1		
Substitutes											
6	RODRIGUEZ Guillermina (C)	D	47					1			
17	RUSCH Ines	F	8								
Totals				1	1	6/10	1/1	14	15		1

Legend:

A	Absent	(C)	Captain	D	Defender	F	Forward
FC	Fouls Committed	FS	Fouls Suffered	FT	Full Time	GA	Goals Against
GF	Goals For	GK	Goalkeeper	HT	Half-time	I	Injured
M	Midfielder	Min	Minutes Played	N	Not eligible to play		
nn+	Additional Time (period follows)			-nn	Time when player substituted out		
+nn	Time when player substituted in			PK	Penalty Kicks (Goals/Shots)	Pos	Position
R	Expulsions (Red Cards)	SG/S	Shots on Goal/Shots	Y	Cautions (Yellow Cards)		

**João Havelange Stadium**Estadio João Havelange
Estádio João Havelange16 JUL 2007
15:30**Football**

Fútbol / Futebol

Women

Mujeres / Feminino

First Round

Primera Ronda / Primeira Rodada

Match Report

Informe del partido / Relatório da partida

FIRST ROUND GROUP A - MATCH 11

João Havelange Stadium, Rio de Janeiro MON 16 JUL 2007 START TIME 15:30

**CAN - ECU
4:0 (3:0)****Match Officials:****Referee:** ANTEQUERA Joaquin (BOL)
4th Official: INVERNIZZI Atilio (PAR)
Match Commissioner: NEJAR Hildo (BRA)**Assistant Referee 1:** PAZ Humberto (BOL)
Assistant Referee 2: YEGROS Nicolas (PAR)
General Coordinator: CARDELINO Juan (URU)**Goals Scored:**

NEIL Andrea (CAN) 13', LANG Kara (CAN) 24', LANG Kara (CAN) 30', LANG Kara (CAN) 50'

CAN - CANADA[1] LEBLANC Karina (GK)
[2] KISS Kristina (-67')
[3] BOOTH Melanie
[5] NEIL Andrea
[7] WILKINSON Rhian
[8] MATHESON Diana
[10] FRANKO Martina
[11] HERMUS Randee
[12] SINCLAIR Christine (C) (-46' HT)
[15] LANG Kara
[17] TIMKO Brittany**Substitutes:**[4] TANCREDI Melissa
[6] ANDREWS Sasha (+67')
[9] CHAPMAN Candace
[13] WALSH Amy
[16] THORLAKSON Katie
[19] VERMEULEN Any (+46' HT)
[20] SWIATEK Taryn (GK)**Coach:** PELLERUD Even (CAN)**Cautions:**

KISS Kristina (CAN) 39', VELARDE Mabel (ECU) 92'

Expulsions:

None

Additional Time:

first half: 2 min., second half: 3 min.

ECU - ECUADOR[1] WRAY Carla (GK)
[3] SANCHEZ Barbara
[4] AGUILAR Lorena (C)
[5] BERMUDEZ Paola
[7] COLOMA Isabel (-79')
[8] SUNTAXI Jazmin (-32')
[9] QUINTERO Monica
[10] FREIRE Carmen (-53')
[14] QUINTERO Letty
[15] MENESES Maria de los Angeles
[18] VELARDE Mabel**Substitutes:**[2] VALENCIA Jenny
[6] PALACIOS Valeria
[11] PESANTES Denise (+79')
[12] ARROYO Isabel (GK)
[13] ROQUE Shirley
[16] MOREIRA Ligia (+53')
[17] LUCAS Jessenia (+32')**Coach:** ESTUPINAN Garys (ECU)

Match Report

Informe del partido / Relatório da partida

FIRST ROUND GROUP A - MATCH 11

João Havelange Stadium, Rio de Janeiro MON 16 JUL 2007 START TIME 15:30

CAN - ECU 4:0 (3:0)

CAN - CANADA		STATISTICS		ECU - ECUADOR	
	23	Shots	3		
	11	Shots on Goal	2		
	26	Fouls	6		
	13	Corner Kicks	4		
	1	Free Kicks	2		
	0	Penalty Kicks	0		
	5	Offsides	1		
	0	Own Goals	0		
	1	Cautions (Yellow cards)	1		
	0	Expulsions (Red cards)	0		
	54%	Ball Possession	46%		
	25	Actual Playing Time	21		

CAN - CANADA											
No.	Name	Pos	Min	GF	GA	SG/S	PK	Fouls		Y	R
								FC	FS		
1	LEBLANC Karina	GK	90								
2	KISS Kristina	D	67			1/1		2		1	
3	BOOTH Melanie	D	90					1			
5	NEIL Andrea	M	90	1		2/3		1			
7	WILKINSON Rhian	F	90			0/1		3	1		
8	MATHESON Diana	M	90			1/2		1	1		
10	FRANKO Martina	D	90			0/1		2	1		
11	HERMUS Randee	D	90			1/4		4	1		
12	SINCLAIR Christine (C)	F	45			1/2		4			
15	LANG Kara	F	90	3		5/6		3	1		
17	TIMKO Brittany	D	90						1		
Substitutes											
6	ANDREWS Sasha	D	23					1			
19	VERMEULEN Any	D	45			0/3		4			
Totals				4		11/23		26	6	1	

ECU - ECUADOR											
No.	Name	Pos	Min	GF	GA	SG/S	PK	Fouls		Y	R
								FC	FS		
1	WRAY Carla	GK	90		4				3		
3	SANCHEZ Barbara	D	90						1		
4	AGUILAR Lorena (C)	M	90					1			
5	BERMUDES Paola	M	90						3		
7	COLOMA Isabel	M	79						1		
8	SUNTAXI Jazmin	D	32						1		
9	QUINTERO Monica	F	90			1/1		3	3		
10	FREIRE Carmen	M	53						2		
14	QUINTERO Letty	D	90						7		
15	MENESES Maria de los Angeles	D	90			1/2			3		
18	VELARDE Mabel	F	90					1		1	
Substitutes											
11	PESANTES Denise	F	11								
16	MOREIRA Ligia	M	37						2		
17	LUCAS Jessenia	D	58					1			
Totals				4	2/3	6	26	1			

Legend:

A	Absent	(C)	Captain	D	Defender	F	Forward
FC	Fouls Committed	FS	Fouls Suffered	FT	Full Time	GA	Goals Against
GF	Goals For	GK	Goalkeeper	HT	Half-time	I	Injured
M	Midfielder	Min	Minutes Played	N	Not eligible to play		
nn+	Additional Time (period follows)			-nn	Time when player substituted out		
+nn	Time when player substituted in			PK	Penalty Kicks (Goals/Shots)	Pos	Position
R	Expulsions (Red Cards)	SG/S	Shots on Goal/Shots	Y	Cautions (Yellow Cards)		

**João Havelange Stadium**Estadio João Havelange
Estádio João Havelange18 JUL 2007
11:15**Football**

Fútbol / Futebol

Women

Mujeres / Feminino

First Round

Primera Ronda / Primeira Rodada

Match Report

Informe del partido / Relatório da partida

FIRST ROUND GROUP A - MATCH 15

João Havelange Stadium, Rio de Janeiro WED 18 JUL 2007 START TIME 11:15

**BRA - ECU
10:0 (5:0)****Match Officials:****Referee:** LUNATI Pablo (ARG)
4th Official: POZO Pablo Antonio (CHI)
Match Commissioner: SILGUERO Raul (PAR)**Assistant Referee 1:** REBOLLO Juan (ARG)
Assistant Referee 2: BASUALDO Patricio (CHI)
General Coordinator: CASTELLI Andres (ARG)**Goals Scored:**

SILVA Cristiane (BRA) 10', ALVES Daniela (BRA) 18', SILVA Cristiane (BRA) 27', SILVA Cristiane (BRA) 30', SILVA Marta (BRA) 35', SILVA Cristiane (BRA) 47', SILVA Marta (BRA) 56', GONÇALVES Delma (BRA) 66', SILVA Marta (BRA) 74', SILVA Marta (BRA) 90'

BRA - BRAZIL[1] SUNTAQUE Andréia (GK)
[3] PELLEGRINO Aline (C)
[4] COSTA Renata (-80')
[5] MOURA Elaine
[6] AUGUSTO Rosana
[7] ALVES Daniela
[8] MOTA Miraildes
[9] CILENE Katia (-59')
[10] SILVA Marta
[11] SILVA Cristiane
[15] SANTOS Andreia (-70')**Substitutes:**[2] JATOBA Simone
[12] BARBOSA Bárbara (GK)
[14] GONÇALVES Delma (+59')
[17] NASCIMENTO Grazielle
[18] RODRIGUES Daiane (+80')
[20] SANTOS Ester (+70')**Coach:** BARCELLOS Jorge (BRA)**Cautions:**

AGUILAR Lorena (ECU) 15', PESANTES Denise (ECU) 39'

Expulsions:

None

Additional Time:

first half: 2 min., second half: 2 min.

ECU - ECUADOR[1] WRAY Carla (GK)
[3] SANCHEZ Barbara
[4] AGUILAR Lorena (C)
[5] BERMUDES Paola
[7] COLOMA Isabel (-54')
[9] QUINTERO Monica
[11] PESANTES Denise
[14] QUINTERO Letty (-34')
[15] MENESES Maria de los Angeles
[16] MOREIRA Ligia (-70')
[18] VELARDE Mabel**Substitutes:**[2] VALENCIA Jenny
[6] PALACIOS Valeria (+70')
[8] SUNTAXI Jazmin
[10] FREIRE Carmen
[12] ARROYO Isabel (GK)
[13] ROQUE Shirley (+54')
[17] LUCAS Jessenia (+34')**Coach:** ESTUPINAN Garys (ECU)

Match Report

Informe del partido / Relatório da partida

FIRST ROUND GROUP A - MATCH 15

João Havelange Stadium, Rio de Janeiro WED 18 JUL 2007 START TIME 11:15

BRA - ECU
10:0 (5:0)

BRA - BRAZIL	STATISTICS	ECU - ECUADOR
39	Shots	1
22	Shots on Goal	0
10	Fouls	13
5	Corner Kicks	0
1	Free Kicks	2
0	Penalty Kicks	0
9	Offsides	1
0	Own Goals	0
0	Cautions (Yellow cards)	2
0	Expulsions (Red cards)	0
63%	Ball Possession	37%
32	Actual Playing Time	19

BRA - BRAZIL											
No.	Name	Pos	Min	GF	GA	SG/S	PK	Fouls		Y	R
								FC	FS		
1	SUNTAQUE Andréia	GK	90								
3	PELEGRINO Aline (C)	D	90			1/3			1		
4	COSTA Renata	D	80			1/1		1			
5	MOURA Elaine	D	90			1/2		3	2		
6	AUGUSTO Rosana	D	90					1	4		
7	ALVES Daniela	M	90	1		5/8		2			
8	MOTA Miraildes	M	90			1/5		2	5		
9	CILENE Katia	M	59			1/4		1			
10	SILVA Marta	M	90	4		7/8					
11	SILVA Cristiane	M	90	4		4/6					
15	SANTOS Andreia	F	70						1		
Substitutes											
14	GONÇALVES Delma	F	31	1		1/2					
18	RODRIGUES Daiane	D	10								
20	SANTOS Ester	D	20								
Totals				10		22/39		10	13		

ECU - ECUADOR											
No.	Name	Pos	Min	GF	GA	SG/S	PK	Fouls		Y	R
								FC	FS		
1	WRAY Carla	GK	90		10						
3	SANCHEZ Barbara	D	90					1			
4	AGUILAR Lorena (C)	M	90					1	1	1	
5	BERMUDES Paola	M	90						1		
7	COLOMA Isabel	M	54								
9	QUINTERO Monica	F	90			0/1		2	2		
11	PESANTES Denise	F	90					4	4	1	
14	QUINTERO Letty	D	34					1			
15	MENESES Maria de los Angeles	D	90					1	1		
16	MOREIRA Ligia	M	70								
18	VELARDE Mabel	F	90					1	1		
Substitutes											
6	PALACIOS Valeria	M	20								
13	ROQUE Shirley	M	36					1			
17	LUCAS Jessenia	D	56					1			
Totals					10	0/1		13	10	2	

Legend:

A	Absent	(C)	Captain	D	Defender	F	Forward
FC	Fouls Committed	FS	Fouls Suffered	FT	Full Time	GA	Goals Against
GF	Goals For	GK	Goalkeeper	HT	Half-time	I	Injured
M	Midfielder	Min	Minutes Played	N	Not eligible to play		
nn+	Additional Time (period follows)			-nn	Time when player substituted out		
+nn	Time when player substituted in			PK	Penalty Kicks (Goals/ Shots)	Pos	Position
R	Expulsions (Red Cards)	SG/S	Shots on Goal/ Shots	Y	Cautions (Yellow Cards)		



Zico Football Center
Centro de Fútbol Zico
Centro de Futebol do Zico

18 JUL 2007
11:15

Football
Fútbol / Futebol

Women
Mujeres / Feminino

First Round
Primera Ronda / Primeira Rodada

Match Report

Informe del partido / Relatório da partida

FIRST ROUND GROUP A - MATCH 16

Zico Football Center, Rio de Janeiro WED 18 JUL 2007 START TIME 11:15

JAM - CAN 1:11 (0:7)

Match Officials:

Referee: ANTEQUERA Joaquin (BOL)
4th Official: INVERNIZZI Atilio (PAR)
Match Commissioner: NEJAR Hildo (BRA)

Assistant Referee 1: PAZ Humberto (BOL)
Assistant Referee 2: YEGROS Nicolas (PAR)
General Coordinator:

Goals Scored:

SINCLAIR Christine (CAN) 17', SINCLAIR Christine (CAN) 24', KISS Kristina (CAN) 32', SINCLAIR Christine (CAN) 39', WILKINSON Rhian (CAN) 41', VERMEULEN Any (CAN) 42', SINCLAIR Christine (CAN) 46'+, LANG Kara (CAN) 49', REID Venecia (JAM) 60', THORLAKSON Katie (CAN) 61', NEIL Andrea (CAN) 73', THORLAKSON Katie (CAN) 84'

JAM - JAMAICA

[13] CAMPBELL (GK)
[5] FEARON Julie
[7] REID Venecia
[8] VINCENT Tashana (-46')
[11] FACEY Mitsy
[14] GOLDSRING
[15] MOWATT Iesha
[16] VASSELL Tanesia (C)
[17] STEWART
[18] McGREGOR Jodi-Ann
[19] SULLIVAN Audia

Substitutes:

[1] JACKSON Paula (GK)
[4] MURRAY Cristina
[6] FALCONER Hishamar (+46')
[9] BELL Nicola
[10] DAVIS Omolyn
[20] CLARKE Shereen
[12] HUE Diana (N)

Coach: EDWARDS Charles (JAM)

Cautions:

REID Venecia (JAM) 51'

Expulsions:

None

Additional Time:

first half: 2 min., second half: 0 min.

CAN - CANADA

[1] LEBLANC Karina (GK)
[2] KISS Kristina
[3] BOOTH Melanie
[7] WILKINSON Rhian
[8] MATHESON Diana
[10] FRANKO Martina
[11] HERMUS Randee
[12] SINCLAIR Christine (C)
[15] LANG Kara (-67')
[17] TIMKO Brittany (-60')
[19] VERMEULEN Any (-46')

Substitutes:

[4] TANCREDI Melissa
[5] NEIL Andrea (+67')
[6] ANDREWS Sasha (+60')
[9] CHAPMAN Candace
[13] WALSH Amy
[16] THORLAKSON Katie (+46')
[20] SWIATEK Taryn (GK)

Coach: PELLERUD Even (CAN)



Zico Football Center
Centro de Fútbol Zico
Centro de Futebol do Zico

18 JUL 2007
11:15

Football
Fútbol / Futebol

Women
Mujeres / Feminino

First Round
Primera Ronda / Primeira Rodada

Match Report

Informe del partido / Relatório da partida

FIRST ROUND GROUP A - MATCH 16

Zico Football Center, Rio de Janeiro WED 18 JUL 2007 START TIME 11:15

JAM - CAN
1:11 (0:7)

JAM - JAMAICA

5
4
3
1
0
0
5
0
1
0
0
42%
21

STATISTICS

Shots
Shots on Goal
Fouls
Corner Kicks
Free Kicks
Penalty Kicks
Offsides
Own Goals
Cautions (Yellow cards)
Expulsions (Red cards)
Ball Possession
Actual Playing Time

CAN - CANADA

40
21
18
12
1
0
2
0
0
0
0
58%
29

JAM - JAMAICA											
No.	Name	Pos	Min	GF	GA	SG/S	PK	Fouls		Y	R
								FC	FS		
13	CAMPBELL	GK	90		11				2		
5	FEARON Julie	D	90					1	5		
7	REID Venecia	F	90	1		2/2		1	2	1	
8	VINCENT Tashana	F	45			1/1			1		
11	FACEY Mitsy	D	90								
14	GOLDSRING	M	90						1		
15	MOWATT Iesha	M	90						3		
16	VASSELL Tanesia (C)	M	90					1			
17	STEWART	M	90						2		
18	McGREGOR Jodi-Ann	M	90			1/2			1		
19	SULLIVAN Audia	M	90								
Substitutes											
6	FALCONER Hishamar	M	45								
Totals					1	11	4/5		3	17	1

CAN - CANADA											
No.	Name	Pos	Min	GF	GA	SG/S	PK	Fouls		Y	R
								FC	FS		
1	LEBLANC Karina	GK	90		1						
2	KISS Kristina	D	90	1		1/3		1			
3	BOOTH Melanie	D	90			0/1					
7	WILKINSON Rhian	F	90	1		3/5		3			
8	MATHESON Diana	M	90					1			
10	FRANKO Martina	D	90					1			
11	HERMUS Randee	D	90			1/5		3			
12	SINCLAIR Christine (C)	F	90	4		8/11					
15	LANG Kara	F	67	1		4/8		3	1		
17	TIMKO Brittany	D	60								
19	VERMEULEN Any	D	45	1		1/2		2			
Substitutes											
5	NEIL Andrea	M	23	1		1/1		2	1		
6	ANDREWS Sasha	D	30					1			
16	THORLAKSON Katie	M	45	2		2/4		1	1		
Totals					11	1	21/40		18	3	

Legend:

A	Absent	(C)	Captain	D	Defender	F	Forward
FC	Fouls Committed	FS	Fouls Suffered	FT	Full Time	GA	Goals Against
GF	Goals For	GK	Goalkeeper	HT	Half-time	I	Injured
M	Midfielder	Min	Minutes Played	N	Not eligible to play		
nn+	Additional Time (period follows)			-nn	Time when player substituted out		
+nn	Time when player substituted in			PK	Penalty Kicks (Goals/Shots)	Pos	Position
R	Expulsions (Red Cards)	SG/S	Shots on Goal/Shots	Y	Cautions (Yellow Cards)		



Maracanã Stadium
Estadio del Maracanã
Estádio do Maracanã

20 JUL 2007
15:00

Football
Fútbol / Futebol

Women
Mujeres / Feminino

First Round
Primera Ronda / Primeira Rodada

Match Report

Informe del partido / Relatório da partida

FIRST ROUND GROUP A - MATCH 19

Maracanã Stadium, Rio de Janeiro FRI 20 JUL 2007 START TIME 15:00

BRA - CAN 7:0 (1:0)

Match Officials:

Referee: POZO Pablo Antonio (CHI)
4th Official: CERDAS Ricardo (CRC)
Match Commissioner: SILGUERO Raul (PAR)

Assistant Referee 1: BASUALDO Patricio (CHI)
Assistant Referee 2: RAMIREZ Marvin (CRC)
General Coordinator: CASTELLI Andres (ARG)

Goals Scored:

SILVA Marta (BRA) 25', AUGUSTO Rosana (BRA) 50', SILVA Marta (BRA) 52', ALVES Daniela (BRA) 66', SILVA Marta (BRA) 72', SILVA Marta (BRA) 85', SILVA Marta (BRA) 88'

BRA - BRAZIL

[1] SUNTAQUE Andréia (GK)
[3] PELLEGRINO Aline (C)
[4] COSTA Renata
[5] MOURA Elaine (-71')
[6] AUGUSTO Rosana
[7] ALVES Daniela
[8] MOTA Miraildes
[10] SILVA Marta
[11] SILVA Cristiane (-88')
[15] SANTOS Andreia
[16] RIBEIRO Tânia

Substitutes:

[2] JATOBA Simone (+71')
[9] CILENE Katia
[12] BARBOSA Bárbara (GK)
[14] GONÇALVES Delma (+88')
[17] NASCIMENTO Grazielle
[18] RODRIGUES Daiane
[20] SANTOS Ester

Coach: BARCELLOS Jorge (BRA)

Cautions:

KISS Kristina (CAN) 12', MOURA Elaine (BRA) 46', TIMKO Brittany (CAN) 63'

Expulsions:

None

Additional Time:

first half: 1 min., second half: 0 min.

CAN - CANADA

[20] SWIATEK Taryn (GK)
[2] KISS Kristina
[3] BOOTH Melanie
[7] WILKINSON Rhian
[8] MATHESON Diana (-79')
[10] FRANKO Martina
[11] HERMUS Randee
[12] SINCLAIR Christine (C)
[15] LANG Kara (-46' HT)
[16] THORLAKSON Katie (-67')
[17] TIMKO Brittany

Substitutes:

[1] LEBLANC Karina (GK)
[4] TANCREDI Melissa (+46' HT)
[5] NEIL Andrea (+67')
[6] ANDREWS Sasha (+79')
[9] CHAPMAN Candace
[13] WALSH Amy
[19] VERMEULEN Any

Coach: PELLERUD Even (CAN)

Match Report

Informe del partido / Relatório da partida

FIRST ROUND GROUP A - MATCH 19

Maracanã Stadium, Rio de Janeiro FRI 20 JUL 2007 START TIME 15:00

BRA - CAN
7:0 (1:0)

BRA - BRAZIL

15
14
12
5
2
0
5
0
1
0
55%
26

STATISTICS

Shots
Shots on Goal
Fouls
Corner Kicks
Free Kicks
Penalty Kicks
Offsides
Own Goals
Cautions (Yellow cards)
Expulsions (Red cards)
Ball Possession
Actual Playing Time

CAN - CANADA

5
4
18
4
0
0
0
0
2
0
45%
21

BRA - BRAZIL											
No.	Name	Pos	Min	GF	GA	SG/S	PK	Fouls		Y	R
								FC	FS		
1	SUNTAQUE Andréia	GK	90								
3	PELEGRINO Aline (C)	D	90					2	2		
4	COSTA Renata	D	90								
5	MOURA Elaine	D	71					2	3	1	
6	AUGUSTO Rosana	D	90	1				2	5		
7	ALVES Daniela	M	90	1		3/3		2	1		
8	MOTA Miraildes	M	90			1/1			1		
10	SILVA Marta	M	90	5		7/7		2	1		
11	SILVA Cristiane	M	88			2/3			2		
15	SANTOS Andreia	F	90					2	1		
16	RIBEIRO Tânia	D	90			1/1					
Substitutes											
2	JATOBA Simone	D	19						2		
14	GONÇALVES Delma	F	2								
Totals				7		14/15		12	18	1	

CAN - CANADA											
No.	Name	Pos	Min	GF	GA	SG/S	PK	Fouls		Y	R
								FC	FS		
20	SWIATEK Taryn	GK	90		7						
2	KISS Kristina	D	90						1	1	
3	BOOTH Melanie	D	90								
7	WILKINSON Rhian	F	90					3	1		
8	MATHESON Diana	M	79					2	1		
10	FRANKO Martina	D	90			1/1		3	1		
11	HERMUS Randee	D	90						1		
12	SINCLAIR Christine (C)	F	90			2/2		1			
15	LANG Kara	F	45			1/1		1	1		
16	THORLAKSON Katie	M	66			0/1		4	2		
17	TIMKO Brittany	D	90					1	3	1	
Substitutes											
4	TANCREDI Melissa	F	45					1	1		
5	NEIL Andrea	M	24					2			
6	ANDREWS Sasha	D	11								
Totals				7	4/5			18	12	2	

Legend:

A	Absent	(C)	Captain	D	Defender	F	Forward
FC	Fouls Committed	FS	Fouls Suffered	FT	Full Time	GA	Goals Against
GF	Goals For	GK	Goalkeeper	HT	Half-time	I	Injured
M	Midfielder	Min	Minutes Played	N	Not eligible to play		
nn+	Additional Time (period follows)			-nn	Time when player substituted out		
+nn	Time when player substituted in			PK	Penalty Kicks (Goals/Shots)	Pos	Position
R	Expulsions (Red Cards)	SG/S	Shots on Goal/Shots	Y	Cautions (Yellow Cards)		

**Miécimo da Silva Complex**Complejo Miecimo da Silva
Complexo Miécimo da Silva20 JUL 2007
15:00**Football**

Fútbol / Futebol

Women

Mujeres / Feminino

First Round

Primera Ronda / Primeira Rodada

Match Report

Informe del partido / Relatório da partida

FIRST ROUND GROUP A - MATCH 20

Miécimo da Silva Complex, Rio de Janeiro FRI 20 JUL 2007 START TIME 15:00

**URU - ECU
2:4 (1:2)****Match Officials:****Referee:** INVERNIZZI Atilio (PAR)
4th Official: ANTEQUERA Joaquin (BOL)
Match Commissioner: GOES Dario (BRA)**Assistant Referee 1:** YEGROS Nicolas (PAR)
Assistant Referee 2: PAZ Humberto (BOL)
General Coordinator: OSUNA Romel (BOL)**Goals Scored:**

FREIRE Carmen (ECU) 12' penalty goal, QUINTERO Monica (ECU) 22', CASTRO Juliana (URU) 35' penalty goal, PESANTES Denise (ECU) 62', CASTRO Juliana (URU) 74', QUINTERO Monica (ECU) 86'

URU - URUGUAY[1] GOMEZ Luciana (GK)
[4] ARRUA Carla (C)
[6] RODRIGUEZ Guillermina
[7] LABORDA Alejandra
[10] CASTRO Juliana (-89')
[13] GONZALEZ Natalia
[14] FAR Laura (-71')
[15] PAIVA Gabriela
[16] PADRON Mayra
[17] RUSCH Ines
[18] QUINTEROS Carla**Substitutes:**[2] MAGGIOLINI Stefania
[8] VIERA Paula (+89')
[11] RAMIREZ Sindy (+71')
[12] LOPEZ Lorena (GK)**Coach:** DUARTE Juan (URU)**Cautions:**

None

Expulsions:

None

Additional Time:

first half: 1 min., second half: 3 min.

ECU - ECUADOR[1] WRAY Carla (GK)
[3] SANCHEZ Barbara
[4] AGUILAR Lorena (C)
[5] BERMUDES Paola
[9] QUINTERO Monica
[10] FREIRE Carmen (-86')
[11] PESANTES Denise
[13] ROQUE Shirley (-46' HT)
[15] MENESES Maria de los Angeles
[17] LUCAS Jessenia
[18] VELARDE Mabel (-78')**Substitutes:**[2] VALENCIA Jenny
[6] PALACIOS Valeria (+78')
[7] COLOMA Isabel (+86')
[8] SUNTAXI Jazmin
[12] ARROYO Isabel (GK)
[14] QUINTERO Letty (+46' HT)
[16] MOREIRA Ligia**Coach:** ESTUPINAN Garys (ECU)

Match Report

Informe del partido / Relatório da partida

FIRST ROUND GROUP A - MATCH 20

Miécimo da Silva Complex, Rio de Janeiro FRI 20 JUL 2007 START TIME 15:00

URU - ECU

2:4 (1:2)

URU - URUGUAY

 12
8
14
8
0
2
1
0
0
0
0
48%
23

STATISTICS

 Shots
Shots on Goal
Fouls
Corner Kicks
Free Kicks
Penalty Kicks
Offsides
Own Goals
Cautions (Yellow cards)
Expulsions (Red cards)
Ball Possession
Actual Playing Time

ECU - ECUADOR

 17
7
18
4
0
1
5
0
0
0
52%
25

URU - URUGUAY

No.	Name	Pos	Min	GF	GA	SG/S	PK	Fouls		Y	R
								FC	FS		
1	GOMEZ Luciana	GK	90		4				1		
4	ARRUA Carla (C)	D	90			1/1		1	3		
6	RODRIGUEZ Guillermina	D	90			1/1		2	1		
7	LABORDA Alejandra	F	90			0/1			2		
10	CASTRO Juliana	F	89	2		1/1	1/2	4	3		
13	GONZALEZ Natalia	D	90					3	1		
14	FAR Laura	M	71			2/2					
15	PAIVA Gabriela	M	90					1	1		
16	PADRON Mayra	D	90					1	1		
17	RUSCH Ines	F	90			3/5		2	2		
18	QUINTEROS Carla	M	90						2		
Substitutes											
8	VIERA Paula	F	1								
11	RAMIREZ Sindy	F	19			0/1					
Totals					2	4	8/12	1/2	14	17	

ECU - ECUADOR

No.	Name	Pos	Min	GF	GA	SG/S	PK	Fouls		Y	R
								FC	FS		
1	WRAY Carla	GK	90		2						
3	SANCHEZ Barbara	D	90					1			
4	AGUILAR Lorena (C)	M	90					2	1		
5	BERMUDES Paola	M	90			1/2		3	2		
9	QUINTERO Monica	F	90	2		4/8		4	4		
10	FREIRE Carmen	M	86	1		0/3	1/1	2	2		
11	PESANTES Denise	F	90	1		1/1		3	1		
13	ROQUE Shirley	M	45								
15	MENESES Maria de los Angeles	D	90			0/1			1		
17	LUCAS Jessenia	D	90					2	3		
18	VELARDE Mabel	F	78			1/2					
Substitutes											
6	PALACIOS Valeria	M	12					1			
7	COLOMA Isabel	M	4								
14	QUINTERO Letty	D	45								
Totals					4	2	7/17	1/1	18	14	

Legend:

A	Absent	(C)	Captain	D	Defender	F	Forward
FC	Fouls Committed	FS	Fouls Suffered	FT	Full Time	GA	Goals Against
GF	Goals For	GK	Goalkeeper	HT	Half-time	I	Injured
M	Midfielder	Min	Minutes Played	N	Not eligible to play		
nn+	Additional Time (period follows)			-nn	Time when player substituted out		
+nn	Time when player substituted in			PK	Penalty Kicks (Goals/Shots)	Pos	Position
R	Expulsions (Red Cards)	SG/S	Shots on Goal/Shots	Y	Cautions (Yellow Cards)		

Match Report

Informe del partido / Relatório da partida

FIRST ROUND GROUP B - MATCH 1

Miécimo da Silva Complex, Rio de Janeiro THU 12 JUL 2007 START TIME 11:15

**ARG - PAN
2:0 (1:0)****Match Officials:****Referee:**

VERA Carlos (ECU)

4th Official:

PENA JUNIOR Alicia (BRA)

Match Commissioner:**Assistant Referee 1:**

HERRERA Carlos (ECU)

Assistant Referee 2:

RODRIGUES Hilton (BRA)

General Coordinator:**Goals Scored:**

QUIÑONES Florencia (ARG) 16', HUBER Clarisa (ARG) 63'

ARG - ARGENTINA

[12] CORREA Vanina (GK)
[2] GONZALEZ Eva (C)
[4] CHAVEZ Gabriela
[5] BRUSCA Carmen Ana
[8] HUBER Clarisa
[9] GATTI Natalia (-81')
[10] CORONEL Mariela
[11] GOMEZ Rosana (-76')
[13] QUIÑONES Florencia
[14] PEREZ Catalina
[16] OJEDA Andrea Susana (-49')

Substitutes:

[1] FERRO Romina Anabella (GK)
[3] COTELO Valeria
[6] BARBITTA Celeste
[7] MANICLER Ludmila (+49')
[15] MANDRILE Florencia
[17] VALLEJOS Fabiana (+76')
[18] POTASSA Maria Belen (+81')

Coach: BORELLO Jose Carlos (ARG)**Cautions:**

PACHECO Yadira (PAN) 88'

Expulsions:

None

Additional Time:

first half: 0 min., second half: 0 min.

PAN - PANAMA

[1] BENIS Lineth (GK)
[2] MORGAN TYRELL Sthepani
[3] de la ROSA Mayra
[6] GUTIERREZ Raiza (-66')
[7] PEREZ Yoraidil
[8] SAMUELS Sumara (-88')
[9] de MERA Anarelis (C)
[10] VALDERRAMA Diana
[14] CATUY Nedelka
[15] ROMERO Ruth
[16] AGUILAR Steffany (-77')

Substitutes:

[5] PACHECO Yadira (+66')
[11] BEDOYA Maritzenia (+77')
[12] CORDOBA Farissa (GK)
[13] CELLENDER Yisvell
[17] PUERTAS Yajaira (+88')
[19] ROMERO Raiza
[20] VERGARA Ciara

Coach: PEREZ Abelardo (PAN)

Match Report

Informe del partido / Relatório da partida

FIRST ROUND GROUP B - MATCH 1

Miécimo da Silva Complex, Rio de Janeiro THU 12 JUL 2007 START TIME 11:15

ARG - PAN
2:0 (1:0)
ARG - ARGENTINA

 14
 11
 20
 9
 3
 0
 0
 0
 0
 0
 0
 55%
 27

STATISTICS

 Shots
 Shots on Goal
 Fouls
 Corner Kicks
 Free Kicks
 Penalty Kicks
 Offsides
 Own Goals
 Cautions (Yellow cards)
 Expulsions (Red cards)
 Ball Possession
 Actual Playing Time

PAN - PANAMA

 7
 3
 20
 4
 1
 0
 2
 0
 1
 0
 45%
 22

ARG - ARGENTINA											
No.	Name	Pos	Min	GF	GA	SG/S	PK	Fouls		Y	R
								FC	FS		
12	CORREA Vanina	GK	90						2		
2	GONZALEZ Eva (C)	D	90					1	1		
4	CHAVEZ Gabriela	D	90					1			
5	BRUSCA Carmen Ana	M	90					2	1		
8	HUBER Clarisa	M	90	1		2/3		3	3		
9	GATTI Natalia	F	81			2/2		4	2		
10	CORONEL Mariela	M	90			3/4		3	4		
11	GOMEZ Rosana	M	76						1		
13	QUINONES Florencia	M	90	1		1/1		2	2		
14	PEREZ Catalina	D	90					1			
16	OJEDA Andrea Susana	D	49			0/1		1			
Substitutes											
7	MANICLER Ludmila	F	41			1/1					
17	VALLEJOS Fabiana	M	14						2		
18	POTASSA Maria Belen	F	9					2			
Totals					2		11/14		20	19	

PAN - PANAMA											
No.	Name	Pos	Min	GF	GA	SG/S	PK	Fouls		Y	R
								FC	FS		
1	BENIS Lineth	GK	90		2				2		
2	MORGAN TYRELL Sthepani	D	90					1	3		
3	de la ROSA Mayra	D	90								
6	GUTIERREZ Raiza	M	65								
7	PEREZ Yoraidil	M	90			0/1		1	1		
8	SAMUELS Sumara	M	87					4	2		
9	de MERA Anarelis (C)	F	90			1/1		3	2		
10	VALDERRAMA Diana	M	90			1/1		3	3		
14	CATUY Nedelka	D	90					2	3		
15	ROMERO Ruth	D	90			1/2		2	1		
16	AGUILAR Steffany	M	77			0/1		1	1		
Substitutes											
5	PACHECO Yadira	M	25					3		1	
11	BEDOYA Maritzenia	F	13			0/1			1		
17	PUERTAS Yajaira	M	3								
Totals					2	3/7		20	19	1	

Legend:

A	Absent	(C)	Captain	D	Defender	F	Forward
FC	Fouls Committed	FS	Fouls Suffered	FT	Full Time	GA	Goals Against
GF	Goals For	GK	Goalkeeper	HT	Half-time	I	Injured
M	Midfielder	Min	Minutes Played	N	Not eligible to play		
nn+	Additional Time (period follows)			-nn	Time when player substituted out		
+nn	Time when player substituted in			PK	Penalty Kicks (Goals/Shots)	Pos	Position
R	Expulsions (Red Cards)	SG/S	Shots on Goal/Shots	Y	Cautions (Yellow Cards)		

**João Havelange Stadium**Estádio João Havelange
Estádio João Havelange12 JUL 2007
18:15**Football**

Fútbol / Futebol

Women

Mujeres / Feminino

First Round

Primera Ronda / Primeira Rodada

Match Report

Informe del partido / Relatório da partida

FIRST ROUND GROUP B - MATCH 4

João Havelange Stadium, Rio de Janeiro THU 12 JUL 2007 START TIME 18:15

**USA - PAR
7:1 (3:1)****Match Officials:****Referee:** BELTRAME Djalma (BRA)
4th Official: de OLIVEIRA Paulo Cesar (BRA)
Match Commissioner:**Assistant Referee 1:** TAVARES Aristeu (BRA)
Assistant Referee 2: GOMES Marco (BRA)
General Coordinator:**Goals Scored:**

ALARCON Mirta (PAR) 3', O'HARA Kelley (USA) 17', CHENEY Lauren (USA) 19', CHENEY Lauren (USA) 38', CHENEY Lauren (USA) 50', O'HARA Kelley (USA) 52', NOGUEIRA Casey (USA) 66', McDONALD Jessica (USA) 68'

USA - USA[18] JONES Chantel (GK)
[2] TAYLOR Brittany
[4] FOUNTAIN Kaley (-80')
[6] MARSHALL Nikki
[7] NOGUEIRA Casey
[8] CHENEY Lauren (C) (-61')
[10] ENYEART Michelle
[11] HEATH Tobin
[15] EDWARDS Becky (-70')
[16] WILMOTH Lauren
[17] O'HARA Kelley**Substitutes:**[1] NAEHER Alyssa (GK)
[3] WASHINGTON Nikki (+70')
[5] NOYOLA Teresa
[9] McDONALD Jessica (+61')
[12] WRIGHT Kylie
[13] BARNES Lauren (+80')
[14] DIMARTINO Gina**Coach:** ELLIS Jillian (USA)**Cautions:**

None

Expulsions:

None

Additional Time:

first half: 0 min., second half: 2 min.

PAR - PARAGUAY[1] RODRIGUEZ Gloria (GK)
[2] VIELMA Myriam
[3] ALARCON Mirta
[4] GETTO Silvia (C)
[7] RODAS Nadia (-85')
[8] RIVEROS Veronica (-77')
[9] QUINTANA Dulce Maria
[10] AGUERO Francisca (-60')
[11] VEGA Karina
[15] GALEANO Joana
[17] SANTACRUZ Jessica**Substitutes:**[5] RAMIREZ Raquel
[6] MARTINEZ Carina
[12] VERA Edda (GK)
[13] BENITEZ Carmen (+85')
[14] VILLAMAYOR Gloria (+60')
[16] RODRIGUEZ Anabel (+77')
[18] TALAVERA Mara**Coach:** CABRERA Agustin (PAR)

Match Report

Informe del partido / Relatório da partida

FIRST ROUND GROUP B - MATCH 4

João Havelange Stadium, Rio de Janeiro THU 12 JUL 2007 START TIME 18:15

USA - PAR
7:1 (3:1)

USA - USA	STATISTICS	PAR - PARAGUAY
19	Shots	8
13	Shots on Goal	3
13	Fouls	5
8	Corner Kicks	2
1	Free Kicks	0
0	Penalty Kicks	0
4	Offsides	1
0	Own Goals	0
0	Cautions (Yellow cards)	0
0	Expulsions (Red cards)	0
62%	Ball Possession	38%
33	Actual Playing Time	20

USA - USA											
No.	Name	Pos	Min	GF	GA	SG/S	PK	Fouls		Y	R
								FC	FS		
18	JONES Chantel	GK	90		1						
2	TAYLOR Brittany	D	90						1		
4	FOUNTAIN Kaley	D	80					3			
6	MARSHALL Nikki	D	90								
7	NOGUEIRA Casey	F	90	1		3/4			1		
8	CHENEY Lauren (C)	F	61	3		4/7		3			
10	ENYEART Michelle	M	90					1			
11	HEATH Tobin	M	90			1/1		2			
15	EDWARDS Becky	M	70			0/1		2			
16	WILMOTH Lauren	D	90					1			
17	O'HARA Kelley	F	90	2		4/4		1	2		
Substitutes											
3	WASHINGTON Nikki	F	20						1		
9	McDONALD Jessica	F	29	1		1/2					
13	BARNES Lauren	D	10								
Totals				7	1	13/19		13	5		

PAR - PARAGUAY											
No.	Name	Pos	Min	GF	GA	SG/S	PK	Fouls		Y	R
								FC	FS		
1	RODRIGUEZ Gloria	GK	90		7				1		
2	VIELMA Myriam	D	90					1	1		
3	ALARCON Mirta	D	90	1		1/2		1	1		
4	GETTO Silvia (C)	D	90						2		
7	RODAS Nadia	M	85			1/1			3		
8	RIVEROS Veronica	M	77								
9	QUINTANA Dulce Maria	F	90			0/4					
10	AGUERO Francisca	F	60					1			
11	VEGA Karina	F	90			1/1		1	4		
15	GALEANO Joana	M	90								
17	SANTACRUZ Jessica	M	90						1		
Substitutes											
13	BENITEZ Carmen	D	5								
14	VILLAMAYOR Gloria	D	30					1			
16	RODRIGUEZ Anabel	M	13								
Totals				1	7	3/8		5	12		

Legend:

A	Absent	(C)	Captain	D	Defender	F	Forward
FC	Fouls Committed	FS	Fouls Suffered	FT	Full Time	GA	Goals Against
GF	Goals For	GK	Goalkeeper	HT	Half-time	I	Injured
M	Midfielder	Min	Minutes Played	N	Not eligible to play		
nn+	Additional Time (period follows)			-nn	Time when player substituted out		
+nn	Time when player substituted in			PK	Penalty Kicks (Goals/Shots)	Pos	Position
R	Expulsions (Red Cards)	SG/S	Shots on Goal/Shots	Y	Cautions (Yellow Cards)		

**Miécimo da Silva Complex**Complejo Miecimo da Silva
Complexo Miécimo da Silva14 JUL 2007
14:00**Football**

Fútbol / Futebol

Women

Mujeres / Feminino

First Round

Primera Ronda / Primeira Rodada

Match Report

Informe del partido / Relatório da partida

FIRST ROUND GROUP B - MATCH 6

Miécimo da Silva Complex, Rio de Janeiro SAT 14 JUL 2007 START TIME 14:00

**USA - PAN
3:1 (2:1)****Match Officials:****Referee:** de OLIVEIRA Paulo Cesar (BRA)
4th Official: CABRERA Fernando (URU)
Match Commissioner:**Assistant Referee 1:** BANDEIRA Eric (BRA)
Assistant Referee 2: PASTORINO Carlos (URU)
General Coordinator:**Goals Scored:**

de MERA Anarelis (PAN) 21', O'HARA Kelley (USA) 37', CHENEY Lauren (USA) 40', HEATH Tobin (USA) 53'

USA - USA[1] NAEHER Alyssa (GK)
[2] TAYLOR Brittany
[5] NOYOLA Teresa (-46' HT)
[6] MARSHALL Nikki
[7] NOGUEIRA Casey
[8] CHENEY Lauren (C)
[12] WRIGHT Kylie (-46' HT)
[13] BARNES Lauren
[15] EDWARDS Becky
[16] WILMOTH Lauren
[17] O'HARA Kelley (-70')**Substitutes:**[3] WASHINGTON Nikki
[4] FOUNTAIN Kaley
[9] McDONALD Jessica (+70')
[10] ENYEART Michelle (+46' HT)
[11] HEATH Tobin (+46' HT)
[14] DIMARTINO Gina**Coach:** ELLIS Jillian (USA)**Cautions:**

BARNES Lauren (USA) 59'

Expulsions:

None

Additional Time:

first half: 0 min., second half: 3 min.

PAN - PANAMA[12] CORDOBA Farissa (GK)
[2] MORGAN TYRELL Sthepani
[3] de la ROSA Mayra
[5] PACHECO Yadira (-70')
[7] PEREZ Yoraidil
[8] SAMUELS Sumara
[9] de MERA Anarelis (C)
[10] VALDERRAMA Diana
[11] BEDOYA Maritzenia
[14] CATUY Nedelka (-46' HT)
[15] ROMERO Ruth**Substitutes:**[1] BENIS Lineth (GK)
[6] GUTIERREZ Raiza (+70')
[16] AGUILAR Steffany
[17] PUERTAS Yajaira (+46' HT)
[19] ROMERO Raiza
[20] VERGARA Ciara**Coach:** PEREZ Abelardo (PAN)

Match Report

Informe del partido / Relatório da partida

FIRST ROUND GROUP B - MATCH 6

Miécimo da Silva Complex, Rio de Janeiro SAT 14 JUL 2007 START TIME 14:00

USA - PAN
3:1 (2:1)

USA - USA	STATISTICS	PAN - PANAMA
20	Shots	17
10	Shots on Goal	9
17	Fouls	6
6	Corner Kicks	3
0	Free Kicks	0
0	Penalty Kicks	0
2	Offsides	2
0	Own Goals	0
1	Cautions (Yellow cards)	0
0	Expulsions (Red cards)	0
54%	Ball Possession	46%
25	Actual Playing Time	21

USA - USA											
No.	Name	Pos	Min	GF	GA	SG/S	PK	Fouls		Y	R
								FC	FS		
1	NAEHER Alyssa	GK	90		1						
2	TAYLOR Brittany	D	90					1			
5	NOYOLA Teresa	M	45								
6	MARSHALL Nikki	D	90					3			
7	NOGUEIRA Casey	F	90			0/2		1			
8	CHENEY Lauren (C)	F	90	1		3/5		1	1		
12	WRIGHT Kylie	M	45					2			
13	BARNES Lauren	D	90			0/1		3		1	
15	EDWARDS Becky	M	90			1/3		2	3		
16	WILMOTH Lauren	D	90					1			
17	O'HARA Kelley	F	90	1		2/2		2	2		
Substitutes											
9	McDONALD Jessica	F	0			1/2					
10	ENYEART Michelle	M	45			0/2					
11	HEATH Tobin	M	45	1		3/3		1			
Totals					3	1	10/20		17	6	1

PAN - PANAMA											
No.	Name	Pos	Min	GF	GA	SG/S	PK	Fouls		Y	R
								FC	FS		
12	CORDOBA Farissa	GK	90		3				1		
2	MORGAN TYRELL Sthepani	D	90								
3	de la ROSA Mayra	D	90			1/1		1			
5	PACHECO Yadira	M	70						1		
7	PEREZ Yoraidil	M	90			0/2			2		
8	SAMUELS Sumara	M	90			2/2					
9	de MERA Anarelis (C)	F	90	1		3/6		2			
10	VALDERRAMA Diana	M	90			1/1		1	2		
11	BEDOYA Maritzenia	F	90			2/4		1	9		
14	CATUY Nedelka	D	45					1			
15	ROMERO Ruth	D	90			0/1			1		
Substitutes											
6	GUTIERREZ Raiza	M	20								
17	PUERTAS Yajaira	M	45						1		
Totals					1	3	9/17		6	17	

Legend:

A	Absent	(C)	Captain	D	Defender	F	Forward
FC	Fouls Committed	FS	Fouls Suffered	FT	Full Time	GA	Goals Against
GF	Goals For	GK	Goalkeeper	HT	Half-time	I	Injured
M	Midfielder	Min	Minutes Played	N	Not eligible to play		
nn+	Additional Time (period follows)			-nn	Time when player substituted out		
+nn	Time when player substituted in			PK	Penalty Kicks (Goals/Shots)	Pos	Position
R	Expulsions (Red Cards)	SG/S	Shots on Goal/Shots	Y	Cautions (Yellow Cards)		

**João Havelange Stadium**Estadio João Havelange
Estádio João Havelange14 JUL 2007
18:15**Football**

Fútbol / Futebol

Women

Mujeres / Feminino

First Round

Primera Ronda / Primeira Rodada

Match Report

Informe del partido / Relatório da partida

FIRST ROUND GROUP B - MATCH 8

João Havelange Stadium, Rio de Janeiro SAT 14 JUL 2007 START TIME 18:15

**PAR - MEX
0:5 (0:2)****Match Officials:****Referee:** TARDELLI Wagner (BRA)
4th Official: VERA Carlos (ECU)
Match Commissioner: GOES Dario (BRA)**Assistant Referee 1:** DOS SANTOS Milton (BRA)
Assistant Referee 2: HERRERA Carlos (ECU)
General Coordinator: OSUNA Romel (BOL)**Goals Scored:**

LOPEZ Juana Evelyn (MEX) 24', SAUCEDO Liz del Rosario (MEX) 29', CORRAL Veronica Charlyn (MEX) 71' penalty goal, OCAMPO Monica (MEX) 82', CORRAL Veronica Charlyn (MEX) 89'

PAR - PARAGUAY[1] RODRIGUEZ Gloria (GK)
[2] VIELMA Myriam
[3] ALARCON Mirta
[4] GETTO Silvia (C)
[8] RIVEROS Veronica (-65')
[9] QUINTANA Dulce Maria
[11] VEGA Karina (-85')
[13] BENITEZ Carmen
[14] VILLAMAYOR Gloria (-58')
[15] GALEANO Joana
[17] SANTACRUZ Jessica**Substitutes:**[5] RAMIREZ Raquel
[6] MARTINEZ Carina
[7] RODAS Nadia (+65')
[10] AGUERO Francisca (+85')
[12] VERA Edda (GK)
[16] RODRIGUEZ Anabel
[18] TALAVERA Mara (+58')**Coach:** CABRERA Agustin (PAR)**Cautions:**

VIELMA Myriam (PAR) 66', QUINTANA Dulce Maria (PAR) 69', SANTACRUZ Jessica (PAR) 70', SANTACRUZ Jessica (PAR) 70', VALDEZ Maria Isabel (MEX) 86'

Expulsions:

SANTACRUZ Jessica (PAR) 70' 2nd yellow, CASTILLO Maria de Jesus (MEX) 76', QUINTANA Dulce Maria (PAR) 76'

Additional Time:

first half: 2 min., second half: 3 min.

MEX - MEXICO[1] TAJONAR Pamela (GK)
[4] GONZALEZ Monica Christine
[5] CASTILLO Maria de Jesus
[6] VERGARA Monica (-59')
[7] LOPEZ Juana Evelyn
[8] PADILLA Carmelita (-47')
[9] OCAMPO Monica
[10] WORBIS Teresa (-81')
[13] GORDILLO Maria Lourdes
[14] VALDEZ Maria Isabel
[15] SAUCEDO Liz del Rosario (C)**Substitutes:**[2] MUÑOZ Leslie Anne (+81')
[3] SANDOVAL Rubi Marlene
[11] MORALES Tania Paola
[12] LADRON de GUEVARA Anjuli (GK)
[16] MARTINEZ Maria Arelli
[17] NIEVA Christine Yvette (+59')
[18] CORRAL Veronica Charlyn (+47')**Coach:** CUELLAR RIVERA Leonardo (MEX)

Match Report

Informe del partido / Relatório da partida

FIRST ROUND GROUP B - MATCH 8

João Havelange Stadium, Rio de Janeiro SAT 14 JUL 2007 START TIME 18:15

PAR - MEX
0:5 (0:2)

PAR - PARAGUAY

8
2
10
4
1
0
2
0
4
2
43%
20

STATISTICS

Shots
Shots on Goal
Fouls
Corner Kicks
Free Kicks
Penalty Kicks
Offsides
Own Goals
Cautions (Yellow cards)
Expulsions (Red cards)
Ball Possession
Actual Playing Time

MEX - MEXICO

14
9
12
4
1
1
1
0
1
1
57%
26

PAR - PARAGUAY											
No.	Name	Pos	Min	GF	GA	SG/S	PK	Fouls		Y	R
								FC	FS		
1	RODRIGUEZ Gloria	GK	90		5						
2	VIELMA Myriam	D	90					1		1	
3	ALARCON Mirta	D	90			1/2		1	2		
4	GETTO Silvia (C)	D	90					1			
8	RIVEROS Veronica	M	65					1			
9	QUINTANA Dulce Maria	F	76			0/1		2	3	1	1
11	VEGA Karina	F	85			1/2		1	2		
13	BENITEZ Carmen	D	90			0/1			1		
14	VILLAMAYOR Gloria	D	58					1	1		
15	GALEANO Joana	M	90			0/1		1			
17	SANTACRUZ Jessica	M	70					1		2	1
Substitutes											
7	RODAS Nadia	M	25						1		
10	AGUERO Francisca	F	5						1		
18	TALAVERA Mara	F	32			0/1			1		
Totals					5	2/8		10	12	4	2

MEX - MEXICO											
No.	Name	Pos	Min	GF	GA	SG/S	PK	Fouls		Y	R
								FC	FS		
1	TAJONAR Pamela	GK	90								
4	GONZALEZ Monica Christine	D	90			0/1		3	1		
5	CASTILLO Maria de Jesus	D	76					3	1		1
6	VERGARA Monica	M	59			0/1					
7	LOPEZ Juana Evelyn	M	90	1		2/2		1	1		
8	PADILLA Carmelita	F	47								
9	OCAMPO Monica	F	90	1		1/3		1	3		
10	WORBIS Teresa	F	81						1		
13	GORDILLO Maria Lourdes	D	90			1/1		1	1		
14	VALDEZ Maria Isabel	D	90			0/1		2	1	1	
15	SAUCEDO Liz del Rosario (C)	D	90	1		1/1			1		
Substitutes											
2	MUNOZ Leslie Anne	D	9								
17	NIEVA Christine Yvette	F	31			1/1		1			
18	CORRAL Veronica Charlyn	F	43	2		3/3	1/1				
Totals					5	9/14	1/1	12	10	1	1

Legend:

A	Absent	(C)	Captain	D	Defender	F	Forward
FC	Fouls Committed	FS	Fouls Suffered	FT	Full Time	GA	Goals Against
GF	Goals For	GK	Goalkeeper	HT	Half-time	I	Injured
M	Midfielder	Min	Minutes Played	N	Not eligible to play		
nn+	Additional Time (period follows)			-nn	Time when player substituted out		
+nn	Time when player substituted in			PK	Penalty Kicks (Goals/Shots)	Pos	Position
R	Expulsions (Red Cards)	SG/S	Shots on Goal/Shots	Y	Cautions (Yellow Cards)		

**Miécimo da Silva Complex**Complejo Miecimo da Silva
Complexo Miécimo da Silva16 JUL 2007
11:15**Football**

Fútbol / Futebol

Women

Mujeres / Feminino

First Round

Primera Ronda / Primeira Rodada

Match Report

Informe del partido / Relatório da partida

FIRST ROUND GROUP B - MATCH 9

Miécimo da Silva Complex, Rio de Janeiro MON 16 JUL 2007 START TIME 11:15

**PAN - PAR
1:1 (1:0)****Match Officials:****Referee:** CERDAS Ricardo (CRC)
4th Official: PENA JUNIOR Alicia (BRA)
Match Commissioner: GOES Dario (BRA)**Assistant Referee 1:** RAMIREZ Marvin (CRC)
Assistant Referee 2: GOMES Marco (BRA)
General Coordinator: OSUNA Romel (BOL)**Goals Scored:**

SAMUELS Sumara (PAN) 9', AGUERO Francisca (PAR) 93'

PAN - PANAMA[12] CORDOBA Farissa (GK)
[2] MORGAN TYRELL Sthepani
[3] de la ROSA Mayra
[7] PEREZ Yoraidil
[8] SAMUELS Sumara
[9] de MERA Anarelis (C)
[10] VALDERRAMA Diana
[11] BEDOYA Maritzenia (-33')
[15] ROMERO Ruth
[17] PUERTAS Yajaira
[20] VERGARA Ciara (-41')**Substitutes:**[1] BENIS Lineth (GK)
[5] PACHECO Yadira (+41')
[6] GUTIERREZ Raiza (+89')
[13] CELLENDER Yisvell
[14] CATUY Nedelka
[16] AGUILAR Steffany (+33', -89')
[19] ROMERO Raiza**Coach:** PEREZ Abelardo (PAN)**Cautions:**

VERGARA Ciara (PAN) 18', de la ROSA Mayra (PAN) 39', RODAS Nadia (PAR) 39', PACHECO Yadira (PAN) 51', CORDOBA Farissa (PAN) 55'

Expulsions:

None

Additional Time:

first half: 0 min., second half: 3 min.

PAR - PARAGUAY[1] RODRIGUEZ Gloria (GK)
[2] VIELMA Myriam
[3] ALARCON Mirta
[4] GETTO Silvia (C) (-72')
[6] MARTINEZ Carina (-65')
[7] RODAS Nadia
[8] RIVEROS Veronica
[10] AGUERO Francisca
[13] BENITEZ Carmen
[15] GALEANO Joana
[18] TALAVERA Mara (-86')**Substitutes:**[5] RAMIREZ Raquel (+86')
[11] VEGA Karina
[12] VERA Edda (GK)
[14] VILLAMAYOR Gloria (+65')
[16] RODRIGUEZ Anabel (+72')**Coach:** CABRERA Agustin (PAR)

Match Report

Informe del partido / Relatório da partida

FIRST ROUND GROUP B - MATCH 9

Miécimo da Silva Complex, Rio de Janeiro MON 16 JUL 2007 START TIME 11:15

PAN - PAR
1:1 (1:0)

PAN - PANAMA

10
6
19
5
0
0
4
0
4
0
0
52%
24

STATISTICS

Shots
Shots on Goal
Fouls
Corner Kicks
Free Kicks
Penalty Kicks
Offsides
Own Goals
Cautions (Yellow cards)
Expulsions (Red cards)
Ball Possession
Actual Playing Time

PAR - PARAGUAY

21
11
9
4
3
0
0
0
1
0
48%
22

PAN - PANAMA											
No.	Name	Pos	Min	GF	GA	SG/S	PK	Fouls		Y	R
								FC	FS		
12	CORDOBA Farissa	GK	90		1					1	
2	MORGAN TYRELL Sthepani	D	90								
3	de la ROSA Mayra	D	90							1	
7	PEREZ Yoraidil	M	90			2/3					
8	SAMUELS Sumara	M	90	1		1/2		2	1		
9	de MERA Anarelis (C)	F	90			2/4		1	1		
10	VALDERRAMA Diana	M	90					3	1		
11	BEDOYA Maritzenia	F	33					1	1		
15	ROMERO Ruth	D	90					3			
17	PUERTAS Yajaira	M	90					1	1		
20	VERGARA Ciara	F	41					1		1	
Substitutes											
5	PACHECO Yadira	M	49					2	2	1	
6	GUTIERREZ Raiza	M	1								
16	AGUILAR Steffany	M	56			1/1		5	2		
Totals					1	1	6/10		19	9	4

PAR - PARAGUAY											
No.	Name	Pos	Min	GF	GA	SG/S	PK	Fouls		Y	R
								FC	FS		
1	RODRIGUEZ Gloria	GK	90		1				2		
2	VIELMA Myriam	D	90			1/1		1			
3	ALARCON Mirta	D	90			0/1			4		
4	GETTO Silvia (C)	D	72			3/3					
6	MARTINEZ Carina	M	65			0/1		1			
7	RODAS Nadia	M	90			3/6		2	2	1	
8	RIVEROS Veronica	M	90					2	2		
10	AGUERO Francisca	F	90	1		2/2		2	2		
13	BENITEZ Carmen	D	90			0/2			1		
15	GALEANO Joana	M	90					1	1		
18	TALAVERA Mara	F	86			2/4			2		
Substitutes											
5	RAMIREZ Raquel	D	4								
14	VILLAMAYOR Gloria	D	25			0/1			2		
16	RODRIGUEZ Anabel	M	18								
Totals					1	1	11/21		9	18	1

Legend:

A	Absent	(C)	Captain	D	Defender	F	Forward
FC	Fouls Committed	FS	Fouls Suffered	FT	Full Time	GA	Goals Against
GF	Goals For	GK	Goalkeeper	HT	Half-time	I	Injured
M	Midfielder	Min	Minutes Played	N	Not eligible to play		
nn+	Additional Time (period follows)			-nn	Time when player substituted out		
+nn	Time when player substituted in			PK	Penalty Kicks (Goals/Shots)	Pos	Position
R	Expulsions (Red Cards)	SG/S	Shots on Goal/Shots	Y	Cautions (Yellow Cards)		

**João Havelange Stadium**Estádio João Havelange
Estádio João Havelange16 JUL 2007
18:15**Football**

Fútbol / Futebol

Women

Mujeres / Feminino

First Round

Primera Ronda / Primeira Rodada

Match Report

Informe del partido / Relatório da partida

FIRST ROUND GROUP B - MATCH 12

João Havelange Stadium, Rio de Janeiro MON 16 JUL 2007 START TIME 18:15

**MEX - ARG
0:1 (0:0)****Match Officials:****Referee:** LOPES Helber (BRA)
4th Official: PACHECO Hector (PER)
Match Commissioner: NEJAR Hildo (BRA)**Assistant Referee 1:** BANDEIRA Eric (BRA)
Assistant Referee 2: ABADIE Luis (PER)
General Coordinator:**Goals Scored:**

GONZALEZ Eva (ARG) 93'

MEX - MEXICO[1] TAJONAR Pamela (GK)
[4] GONZALEZ Monica Christine
[6] VERGARA Monica (-81')
[7] LOPEZ Juana Evelyn
[8] PADILLA Carmelita
[9] OCAMPO Monica
[10] WORBIS Teresa
[11] MORALES Tania Paola (-62')
[13] GORDILLO Maria Lourdes
[14] VALDEZ Maria Isabel (-86')
[15] SAUCEDO Liz del Rosario (C)**Substitutes:**[2] MUÑOZ Leslie Anne (+86')
[3] SANDOVAL Rubi Marlene
[12] LADRON de GUEVARA Anjuli (GK)
[16] MARTINEZ Maria Arelli
[17] NIEVA Christine Yvette (+81')
[18] CORRAL Veronica Charlyn (+62')**Coach:** CUELLAR RIVERA Leonardo (MEX)**Cautions:**

MANICLER Ludmila (ARG) 7', GORDILLO Maria Lourdes (MEX) 38', PEREZ Catalina (ARG) 76', MANDRILE Florencia (ARG) 77', QUIÑONES Florencia (ARG) 87'

Expulsions:

None

Additional Time:

first half: 2 min., second half: 3 min.

ARG - ARGENTINA[12] CORREA Vanina (GK)
[2] GONZALEZ Eva (C)
[3] COTELO Valeria
[4] CHAVEZ Gabriela
[7] MANICLER Ludmila
[8] HUBER Clarisa (-73')
[9] GATTI Natalia (-52')
[10] CORONEL Mariela
[11] GOMEZ Rosana (-61')
[13] QUIÑONES Florencia
[14] PEREZ Catalina**Substitutes:**[1] FERRO Romina Anabella (GK)
[5] BRUSCA Carmen Ana
[6] BARBITTA Celeste
[15] MANDRILE Florencia (+73')
[16] OJEDA Andrea Susana
[17] VALLEJOS Fabiana (+61')
[18] POTASSA Maria Belen (+52')**Coach:** BORELLO Jose Carlos (ARG)

Match Report

Informe del partido / Relatório da partida

FIRST ROUND GROUP B - MATCH 12

João Havelange Stadium, Rio de Janeiro MON 16 JUL 2007 START TIME 18:15

MEX - ARG
0:1 (0:0)

MEX - MEXICO

10
4
15
3
0
0
0
0
1
0
52%
22

STATISTICS

Shots
Shots on Goal
Fouls
Corner Kicks
Free Kicks
Penalty Kicks
Offsides
Own Goals
Cautions (Yellow cards)
Expulsions (Red cards)
Ball Possession
Actual Playing Time

ARG - ARGENTINA

9
6
16
2
2
0
4
0
4
0
48%
20

MEX - MEXICO											
No.	Name	Pos	Min	GF	GA	SG/S	PK	Fouls		Y	R
								FC	FS		
1	TAJONAR Pamela	GK	90		1				1		
4	GONZALEZ Monica Christine	D	90			1/1		2	1		
6	VERGARA Monica	M	81					1	1		
7	LOPEZ Juana Evelyn	M	90			1/2		2	1		
8	PADILLA Carmelita	F	90			1/2		3	1		
9	OCAMPO Monica	F	90			0/2		1	5		
10	WORBIS Teresa	F	90					1			
11	MORALES Tania Paola	M	62					1	2		
13	GORDILLO Maria Lourdes	D	90			0/1		1		1	
14	VALDEZ Maria Isabel	D	86						1		
15	SAUCEDO Liz del Rosario (C)	D	90					1			
Substitutes											
2	MUNOZ Leslie Anne	D	4					1			
17	NIEVA Christine Yvette	F	9								
18	CORRAL Veronica Charlyn	F	28			1/2					
Totals					1	4/10		15	13	1	

ARG - ARGENTINA											
No.	Name	Pos	Min	GF	GA	SG/S	PK	Fouls		Y	R
								FC	FS		
12	CORREA Vanina	GK	90						1		
2	GONZALEZ Eva (C)	D	90	1				1			
3	COTELO Valeria	D	90						2		
4	CHAVEZ Gabriela	D	90						1		
7	MANICLER Ludmila	F	90			1/2		1	1	1	
8	HUBER Clarisa	M	73					2	1		
9	GATTI Natalia	F	52			0/1		1	1		
10	CORONEL Mariela	M	90			3/3		2			
11	GOMEZ Rosana	M	61					5	2		
13	QUINONES Florencia	M	90					2	5	1	
14	PEREZ Catalina	D	90					1		1	
Substitutes											
15	MANDRILE Florencia	F	17					1		1	
17	VALLEJOS Fabiana	M	29			1/2			1		
18	POTASSA Maria Belen	F	38			1/1			1		
Totals				1		6/9		16	16	4	

Legend:

A	Absent	(C)	Captain	D	Defender	F	Forward
FC	Fouls Committed	FS	Fouls Suffered	FT	Full Time	GA	Goals Against
GF	Goals For	GK	Goalkeeper	HT	Half-time	I	Injured
M	Midfielder	Min	Minutes Played	N	Not eligible to play		
nn+	Additional Time (period follows)			-nn	Time when player substituted out		
+nn	Time when player substituted in			PK	Penalty Kicks (Goals/Shots)	Pos	Position
R	Expulsions (Red Cards)	SG/S	Shots on Goal/Shots	Y	Cautions (Yellow Cards)		

**João Havelange Stadium**Estádio João Havelange
Estádio João Havelange18 JUL 2007
9:00**Football**

Fútbol / Futebol

Women

Mujeres / Feminino

First Round

Primera Ronda / Primeira Rodada

Match Report

Informe del partido / Relatório da partida

FIRST ROUND GROUP B - MATCH 13

João Havelange Stadium, Rio de Janeiro WED 18 JUL 2007 START TIME 9:00

**USA - ARG
3:0 (2:0)****Match Officials:****Referee:** PENA JUNIOR Alicio (BRA)**4th Official:** LOPES Helber (BRA)**Match Commissioner:** SILGUERO Raul (PAR)**Assistant Referee 1:** DOS SANTOS Milton (BRA)**Assistant Referee 2:** TAVARES Aristeu (BRA)**General Coordinator:** CASTELLI Andres (ARG)**Goals Scored:**

WASHINGTON Nikki (USA) 20', NOGUEIRA Casey (USA) 44', McDONALD Jessica (USA) 94'

USA - USA[1] NAEHER Alyssa (GK)
[2] TAYLOR Brittany
[3] WASHINGTON Nikki (-72')
[4] FOUNTAIN Kaley
[6] MARSHALL Nikki
[7] NOGUEIRA Casey (-79')
[8] CHENEY Lauren (C)
[10] ENYEART Michelle (-76')
[11] HEATH Tobin
[15] EDWARDS Becky
[17] O'HARA Kelley**Substitutes:**[5] NOYOLA Teresa
[9] McDONALD Jessica (+79')
[12] WRIGHT Kylie (+72')
[13] BARNES Lauren
[14] DIMARTINO Gina
[16] WILMOTH Lauren (+76')
[18] JONES Chantel (GK)**Coach:** ELLIS Jillian (USA)**Cautions:**

GONZALEZ Eva (ARG) 27', PEREZ Catalina (ARG) 54', FOUNTAIN Kaley (USA) 59', VALLEJOS Fabiana (ARG) 67', MANICLER Ludmila (ARG) 73', CHAVEZ Gabriela (ARG) 88'

Expulsions:

CHENEY Lauren (USA) 68'

Additional Time:

first half: 1 min., second half: 4 min.

ARG - ARGENTINA[12] CORREA Vanina (GK)
[2] GONZALEZ Eva (C)
[3] COTELO Valeria
[4] CHAVEZ Gabriela
[6] BARBITTA Celeste (-52')
[8] HUBER Clarisa (-72')
[10] CORONEL Mariela (-68')
[13] QUIÑONES Florencia
[16] OJEDA Andrea Susana
[17] VALLEJOS Fabiana
[18] POTASSA Maria Belen**Substitutes:**[1] FERRO Romina Anabella (GK)
[5] BRUSCA Carmen Ana
[7] MANICLER Ludmila (+68')
[9] GATTI Natalia
[11] GOMEZ Rosana (+72')
[14] PEREZ Catalina (+52')
[15] MANDRILE Florencia**Coach:** BORELLO Jose Carlos (ARG)

Match Report

Informe del partido / Relatório da partida

FIRST ROUND GROUP B - MATCH 13

João Havelange Stadium, Rio de Janeiro WED 18 JUL 2007 START TIME 9:00

USA - ARG
3:0 (2:0)

USA - USA	STATISTICS	ARG - ARGENTINA
10	Shots	10
6	Shots on Goal	7
8	Fouls	12
8	Corner Kicks	6
0	Free Kicks	0
0	Penalty Kicks	0
5	Offsides	2
0	Own Goals	0
1	Cautions (Yellow cards)	5
1	Expulsions (Red cards)	0
55%	Ball Possession	45%
26	Actual Playing Time	21

USA - USA											
No.	Name	Pos	Min	GF	GA	SG/S	PK	Fouls		Y	R
								FC	FS		
1	NAEHER Alyssa	GK	90								
2	TAYLOR Brittany	D	90			0/1					
3	WASHINGTON Nikki	F	72	1		1/1			2		
4	FOUNTAIN Kaley	D	90							1	
6	MARSHALL Nikki	D	90					2			
7	NOGUEIRA Casey	F	79	1		1/2			1		
8	CHENEY Lauren (C)	F	68			1/2		1	3		1
10	ENYEART Michelle	M	76								
11	HEATH Tobin	M	90			2/2		1			
15	EDWARDS Becky	M	90			0/1		1	1		
17	O'HARA Kelley	F	90					2	2		
Substitutes											
9	McDONALD Jessica	F	11	1		1/1		1	2		
12	WRIGHT Kylie	M	18								
16	WILMOTH Lauren	D	14								
Totals				3		6/10		8	11	1	1

ARG - ARGENTINA											
No.	Name	Pos	Min	GF	GA	SG/S	PK	Fouls		Y	R
								FC	FS		
12	CORREA Vanina	GK	90		3						
2	GONZALEZ Eva (C)	D	90			1/1		1		1	
3	COTELO Valeria	D	90					2	2		
4	CHAVEZ Gabriela	D	90					1		1	
6	BARBITTA Celeste	D	52					2	1		
8	HUBER Clarisa	M	72			1/2					
10	CORONEL Mariela	M	68			1/1					
13	QUINONES Florencia	M	90			1/1		1			
16	OJEDA Andrea Susana	D	90			1/2		1	1		
17	VALLEJOS Fabiana	M	90			0/1		2		1	
18	POTASSA Maria Belen	F	90			1/1			3		
Substitutes											
7	MANICLER Ludmila	F	22			1/1				1	
11	GOMEZ Rosana	M	18								
14	PEREZ Catalina	D	38					2	1	1	
Totals				3	7/10			12	8	5	

Legend:

A	Absent	(C)	Captain	D	Defender	F	Forward
FC	Fouls Committed	FS	Fouls Suffered	FT	Full Time	GA	Goals Against
GF	Goals For	GK	Goalkeeper	HT	Half-time	I	Injured
M	Midfielder	Min	Minutes Played	N	Not eligible to play		
nn+	Additional Time (period follows)			-nn	Time when player substituted out		
+nn	Time when player substituted in			PK	Penalty Kicks (Goals/Shots)	Pos	Position
R	Expulsions (Red Cards)	SG/S	Shots on Goal/Shots	Y	Cautions (Yellow Cards)		

Match Report

Informe del partido / Relatório da partida

FIRST ROUND GROUP B - MATCH 14

Miécimo da Silva Complex, Rio de Janeiro WED 18 JUL 2007 START TIME 10:00

PAN - MEX 0:2 (0:2)

Match Officials:
Referee: CERDAS Ricardo (CRC)
4th Official: VERA Carlos (ECU)
Match Commissioner: GOES Dario (BRA)

Assistant Referee 1: RAMIREZ Marvin (CRC)
Assistant Referee 2: HERRERA Carlos (ECU)
General Coordinator: OSUNA Romel (BOL)

Goals Scored:

WORBIS Teresa (MEX) 5', WORBIS Teresa (MEX) 28' penalty goal

PAN - PANAMA

 [12] CORDOBA Farissa (GK)
 [2] MORGAN TYRELL Sthepani
 [3] de la ROSA Mayra
 [6] GUTIERREZ Raiza
 [7] PEREZ Yoraidil
 [8] SAMUELS Sumara
 [9] de MERA Anarelis (C)
 [10] VALDERRAMA Diana
 [15] ROMERO Ruth (-46' HT)
 [16] AGUILAR Steffany
 [17] PUERTAS Yajaira

Substitutes:

 [1] BENIS Lineth (GK)
 [11] BEDOYA Maritzenia
 [13] CELLENDER Yisvell
 [14] CATUY Nedelka (+46' HT)
 [19] ROMERO Raiza
 [20] VERGARA Ciara

Coach: PEREZ Abelardo (PAN)

Cautions:

GUTIERREZ Raiza (PAN) 27', MORGAN TYRELL Sthepani (PAN) 27', GORDILLO Maria Lourdes (MEX) 44', MUÑOZ Leslie Anne (MEX) 58', PADILLA Carmelita (MEX) 70'

Expulsions:

None

Additional Time:

first half: 0 min., second half: 0 min.

MEX - MEXICO

 [12] LADRON de GUEVARA Anjuli (GK)
 [2] MUÑOZ Leslie Anne
 [3] SANDOVAL Rubi Marlene
 [4] GONZALEZ Monica Christine
 [5] CASTILLO Maria de Jesus (-77')
 [7] LOPEZ Juana Evelyn
 [8] PADILLA Carmelita
 [9] OCAMPO Monica
 [10] WORBIS Teresa
 [13] GORDILLO Maria Lourdes (-60')
 [15] SAUCEDO Liz del Rosario (C)

Substitutes:

 [1] TAJONAR Pamela (GK)
 [6] VERGARA Monica
 [11] MORALES Tania Paola
 [14] VALDEZ Maria Isabel
 [16] MARTINEZ Maria Arelli (+77')
 [17] NIEVA Christine Yvette
 [18] CORRAL Veronica Charlyn (+60')

Coach: CUELLAR RIVERA Leonardo (MEX)

Match Report

Informe del partido / Relatório da partida

FIRST ROUND GROUP B - MATCH 14

Miécimo da Silva Complex, Rio de Janeiro WED 18 JUL 2007 START TIME 10:00

PAN - MEX
0:2 (0:2)
PAN - PANAMA

 8
 5
 15
 4
 2
 0
 0
 0
 2
 0
 0
 47%
 23

STATISTICS

 Shots
 Shots on Goal
 Fouls
 Corner Kicks
 Free Kicks
 Penalty Kicks
 Offsides
 Own Goals
 Cautions (Yellow cards)
 Expulsions (Red cards)
 Ball Possession
 Actual Playing Time

MEX - MEXICO

 18
 9
 23
 6
 5
 1
 2
 0
 3
 0
 53%
 26

PAN - PANAMA											
No.	Name	Pos	Min	GF	GA	SG/S	PK	Fouls		Y	R
								FC	FS		
12	CORDOBA Farissa	GK	90		2						
2	MORGAN TYRELL Sthepani	D	90							1	
3	de la ROSA Mayra	D	90			0/1		2	1		
6	GUTIERREZ Raiza	M	90			1/1		4	1	1	
7	PEREZ Yoraidil	M	90					1			
8	SAMUELS Sumara	M	90			1/2		1	5		
9	de MERA Anarelis (C)	F	90			2/2		2	2		
10	VALDERRAMA Diana	M	90						4		
15	ROMERO Ruth	D	45					3	2		
16	AGUILAR Steffany	M	90			1/2			6		
17	PUERTAS Yajaira	M	90					2	1		
Substitutes											
14	CATUY Nedelka	D	45						1		
Totals					2	5/8		15	23	2	

MEX - MEXICO											
No.	Name	Pos	Min	GF	GA	SG/S	PK	Fouls		Y	R
								FC	FS		
12	LADRON de GUEVARA Anjuli	GK	90								
2	MUNOZ Leslie Anne	D	90					1	1	1	
3	SANDOVAL Rubi Marlene	D	90					1			
4	GONZALEZ Monica Christine	D	90			0/1		5	1		
5	CASTILLO Maria de Jesus	D	77					2			
7	LOPEZ Juana Evelyn	M	90			5/9			2		
8	PADILLA Carmelita	F	90			1/1		4		1	
9	OCAMPO Monica	F	90			0/2		4	5		
10	WORBIS Teresa	F	90	2		3/4	1/1	2	3		
13	GORDILLO Maria Lourdes	D	60					3	1	1	
15	SAUCEDO Liz del Rosario (C)	D	90								
Substitutes											
16	MARTINEZ Maria Arelli	M	13								
18	CORRAL Veronica Charlyn	F	30			0/1		1	1		
Totals					2	9/18	1/1	23	14	3	

Legend:

A	Absent	(C)	Captain	D	Defender	F	Forward
FC	Fouls Committed	FS	Fouls Suffered	FT	Full Time	GA	Goals Against
GF	Goals For	GK	Goalkeeper	HT	Half-time	I	Injured
M	Midfielder	Min	Minutes Played	N	Not eligible to play		
nn+	Additional Time (period follows)			-nn	Time when player substituted out		
+nn	Time when player substituted in			PK	Penalty Kicks (Goals/Shots)	Pos	Position
R	Expulsions (Red Cards)	SG/S	Shots on Goal/Shots	Y	Cautions (Yellow Cards)		

Match Report

Informe del partido / Relatório da partida

FIRST ROUND GROUP B - MATCH 17

Miécimo da Silva Complex, Rio de Janeiro FRI 20 JUL 2007 START TIME 12:30

ARG - PAR
5:2 (2:1)
Match Officials:
Referee: BELTRAME Djalma (BRA)
4th Official: PENA JUNIOR Alicio (BRA)
Match Commissioner: GOES Dario (BRA)

Assistant Referee 1: TAVARES Aristeu (BRA)
Assistant Referee 2: BANDEIRA Eric (BRA)
General Coordinator: OSUNA Romel (BOL)

Goals Scored:

VEGA Karina (PAR) 2', GOMEZ Rosana (ARG) 23', OJEDA Andrea Susana (ARG) 34', GOMEZ Rosana (ARG) 53', OJEDA Andrea Susana (ARG) 67', GATTI Natalia (ARG) 73', RODAS Nadia (PAR) 87'

ARG - ARGENTINA

 [12] CORREA Vanina (GK)
 [2] GONZALEZ Eva (C)
 [3] COTELO Valeria
 [4] CHAVEZ Gabriela
 [9] GATTI Natalia
 [10] CORONEL Mariela (-46' HT)
 [11] GOMEZ Rosana
 [13] QUIÑONES Florencia
 [16] OJEDA Andrea Susana
 [17] VALLEJOS Fabiana
 [18] POTASSA Maria Belen (-57')

Substitutes:

 [1] FERRO Romina Anabella (GK)
 [5] BRUSCA Carmen Ana
 [6] BARBITTA Celeste
 [8] HUBER Clarisa (+46' HT)
 [15] MANDRILE Florencia (+57')

Coach: BORELLO Jose Carlos (ARG)

Cautions:

GALEANO Joana (PAR) 62', GONZALEZ Eva (ARG) 86'

Expulsions:

QUINTANA Dulce Maria (PAR) 59'

Additional Time:

first half: 2 min., second half: 2 min.

PAR - PARAGUAY

 [1] RODRIGUEZ Gloria (GK)
 [2] VIELMA Myriam
 [3] ALARCON Mirta
 [4] GETTO Silvia (C) (-78')
 [6] MARTINEZ Carina (-65')
 [7] RODAS Nadia
 [8] RIVEROS Veronica
 [9] QUINTANA Dulce Maria
 [11] VEGA Karina (-70')
 [13] BENITEZ Carmen
 [15] GALEANO Joana

Substitutes:

 [5] RAMIREZ Raquel (+70')
 [10] AGUERO Francisca
 [12] VERA Edda (GK)
 [14] VILLAMAYOR Gloria (+78')
 [16] RODRIGUEZ Anabel
 [17] SANTACRUZ Jessica
 [18] TALAVERA Mara (+65')

Coach: CABRERA Agustin (PAR)

Match Report

Informe del partido / Relatório da partida

FIRST ROUND GROUP B - MATCH 17

Miécimo da Silva Complex, Rio de Janeiro FRI 20 JUL 2007 START TIME 12:30

ARG - PAR
5:2 (2:1)
ARG - ARGENTINA

 31
 17
 17
 5
 1
 0
 1
 0
 1
 0
 54%
 26

STATISTICS

 Shots
 Shots on Goal
 Fouls
 Corner Kicks
 Free Kicks
 Penalty Kicks
 Offsides
 Own Goals
 Cautions (Yellow cards)
 Expulsions (Red cards)
 Ball Possession
 Actual Playing Time

PAR - PARAGUAY

 3
 1
 13
 4
 2
 0
 1
 0
 1
 1
 46%
 22

ARG - ARGENTINA											
No.	Name	Pos	Min	GF	GA	SG/S	PK	Fouls		Y	R
								FC	FS		
12	CORREA Vanina	GK	90		2						
2	GONZALEZ Eva (C)	D	90			1/1		1		1	
3	COTELO Valeria	D	90						1		
4	CHAVEZ Gabriela	D	90					4	1		
9	GATTI Natalia	F	90	1		4/10		3			
10	CORONEL Mariela	M	43			0/1					
11	GOMEZ Rosana	M	90	2		2/2					
13	QUINONES Florencia	M	90					2	4		
16	OJEDA Andrea Susana	D	90	2		4/4		2			
17	VALLEJOS Fabiana	M	90			2/6		2	4		
18	POTASSA Maria Belen	F	56			4/5		2	2		
Substitutes											
8	HUBER Clarisa	M	47			0/2		1			
15	MANDRILE Florencia	F	34						1		
Totals					5	2	17/31		17	13	1

PAR - PARAGUAY											
No.	Name	Pos	Min	GF	GA	SG/S	PK	Fouls		Y	R
								FC	FS		
1	RODRIGUEZ Gloria	GK	90		5				2		
2	VIELMA Myriam	D	90					1	1		
3	ALARCON Mirta	D	90						1		
4	GETTO Silvia (C)	D	78					1			
6	MARTINEZ Carina	M	65					1			
7	RODAS Nadia	M	90	1				2			
8	RIVEROS Veronica	M	90						1		
9	QUINTANA Dulce Maria	F	59			0/1		1			1
11	VEGA Karina	F	70	1		1/1		2	5		
13	BENITEZ Carmen	D	90					2	2		
15	GALEANO Joana	M	90			0/1		2	3	1	
Substitutes											
5	RAMIREZ Raquel	D	20								
14	VILLAMAYOR Gloria	D	12					1			
18	TALAVERA Mara	F	25						1		
Totals					2	5	1/3		13	16	1

Legend:

A	Absent	(C)	Captain	D	Defender	F	Forward
FC	Fouls Committed	FS	Fouls Suffered	FT	Full Time	GA	Goals Against
GF	Goals For	GK	Goalkeeper	HT	Half-time	I	Injured
M	Midfielder	Min	Minutes Played	N	Not eligible to play		
nn+	Additional Time (period follows)			-nn	Time when player substituted out		
+nn	Time when player substituted in			PK	Penalty Kicks (Goals/Shots)	Pos	Position
R	Expulsions (Red Cards)	SG/S	Shots on Goal/Shots	Y	Cautions (Yellow Cards)		



Maracanã Stadium
Estadio del Maracanã
Estádio do Maracanã

20 JUL 2007
12:30

Football
Fútbol / Futebol

Women
Mujeres / Feminino

First Round
Primera Ronda / Primeira Rodada

Match Report

Informe del partido / Relatório da partida

FIRST ROUND GROUP B - MATCH 18

Maracanã Stadium, Rio de Janeiro FRI 20 JUL 2007 START TIME 12:30

MEX - USA
3:2 (0:1)

Match Officials:

Referee: PACHECO Hector (PER)
4th Official: VERA Carlos (ECU)
Match Commissioner: NEJAR Hildo (BRA)

Assistant Referee 1: ABADIE Luis (PER)
Assistant Referee 2: HERRERA Carlos (ECU)
General Coordinator: SILGUERO Raul (PAR)

Goals Scored:

NOGUEIRA Casey (USA) 24', O'HARA Kelley (USA) 57', LOPEZ Juana Evelyn (MEX) 62', LOPEZ Juana Evelyn (MEX) 64',
WORBIS Teresa (MEX) 79' penalty goal

MEX - MEXICO

[12] LADRON de GUEVARA Anjuli (GK)
[2] MUÑOZ Leslie Anne (-76')
[4] GONZALEZ Monica Christine (C)
[5] CASTILLO Maria de Jesus
[6] VERGARA Monica (-46' HT)
[7] LOPEZ Juana Evelyn (-91')
[8] PADILLA Carmelita
[9] OCAMPO Monica
[10] WORBIS Teresa
[14] VALDEZ Maria Isabel
[15] SAUCEDO Liz del Rosario

Substitutes:

[1] TAJONAR Pamela (GK)
[3] SANDOVAL Rubi Marlene (+76')
[11] MORALES Tania Paola
[16] MARTINEZ Maria Arelli (+91')
[17] NIEVA Christine Yvette
[18] CORRAL Veronica Charlyn (+46' HT)

Coach: CUELLAR RIVERA Leonardo (MEX)

Cautions:

None

Expulsions:

None

Additional Time:

first half: 1 min., second half: 3 min.

USA - USA

[18] JONES Chantel (GK)
[2] TAYLOR Brittany
[3] WASHINGTON Nikki (-35')
[6] MARSHALL Nikki
[7] NOGUEIRA Casey
[9] McDONALD Jessica (-76')
[10] ENYEART Michelle (C)
[11] HEATH Tobin
[14] DIMARTINO Gina (-46' HT)
[15] EDWARDS Becky
[16] WILMOTH Lauren

Substitutes:

[1] NAEHER Alyssa (GK)
[4] FOUNTAIN Kaley (+35')
[5] NOYOLA Teresa (+76')
[12] WRIGHT Kylie
[13] BARNES Lauren
[17] O'HARA Kelley (+46' HT)

Coach: ELLIS Jillian (USA)

Match Report

Informe del partido / Relatório da partida

FIRST ROUND GROUP B - MATCH 18

Maracanã Stadium, Rio de Janeiro FRI 20 JUL 2007 START TIME 12:30

MEX - USA
3:2 (0:1)

MEX - MEXICO

24
15
4
4
0
1
0
0
0
0
0
49%
23

STATISTICS

Shots
Shots on Goal
Fouls
Corner Kicks
Free Kicks
Penalty Kicks
Offsides
Own Goals
Cautions (Yellow cards)
Expulsions (Red cards)
Ball Possession
Actual Playing Time

USA - USA

10
8
13
5
0
0
4
0
0
0
51%
24

MEX - MEXICO											
No.	Name	Pos	Min	GF	GA	SG/S	PK	Fouls		Y	R
								FC	FS		
12	LADRON de GUEVARA Anjuli	GK	90		2						
2	MUNOZ Leslie Anne	D	75			1/2					
4	GONZALEZ Monica Christine (C)	D	90			1/2		1	1		
5	CASTILLO Maria de Jesus	D	90			0/1		1			
6	VERGARA Monica	M	45			1/3			3		
7	LOPEZ Juana Evelyn	M	89	2		4/4		1	4		
8	PADILLA Carmelita	F	90					1			
9	OCAMPO Monica	F	90			5/8			2		
10	WORBIS Teresa	F	90	1		1/1	1/1		1		
14	VALDEZ Maria Isabel	D	90			1/1		1	1		
15	SAUCEDO Liz del Rosario	D	90						1		
Substitutes											
3	SANDOVAL Rubi Marlene	D	15								
16	MARTINEZ Maria Arelli	M	1								
18	CORRAL Veronica Charlyn	F	45			1/2					
Totals				3	2	15/24	1/1	4	13		

USA - USA											
No.	Name	Pos	Min	GF	GA	SG/S	PK	Fouls		Y	R
								FC	FS		
18	JONES Chantel	GK	90		3						
2	TAYLOR Brittany	D	90					1			
3	WASHINGTON Nikki	F	34								
6	MARSHALL Nikki	D	90					2			
7	NOGUEIRA Casey	F	90	1		2/3		1			
9	McDONALD Jessica	F	75			1/1					
10	ENYEART Michelle (C)	M	90			1/1		3			
11	HEATH Tobin	M	90			2/2		1			
14	DIMARTINO Gina	F	45			0/1			1		
15	EDWARDS Becky	M	90					1	1		
16	WILMOTH Lauren	D	90					1			
Substitutes											
4	FOUNTAIN Kaley	D	56					2			
5	NOYOLA Teresa	M	15						1		
17	O'HARA Kelley	F	45	1		2/2		1			
Totals				2	3	8/10		13	3		

Legend:

A	Absent	(C)	Captain	D	Defender	F	Forward
FC	Fouls Committed	FS	Fouls Suffered	FT	Full Time	GA	Goals Against
GF	Goals For	GK	Goalkeeper	HT	Half-time	I	Injured
M	Midfielder	Min	Minutes Played	N	Not eligible to play		
nn+	Additional Time (period follows)			-nn	Time when player substituted out		
+nn	Time when player substituted in			PK	Penalty Kicks (Goals/Shots)	Pos	Position
R	Expulsions (Red Cards)	SG/S	Shots on Goal/Shots	Y	Cautions (Yellow Cards)		



Maracanã Stadium
Estadio del Maracanã
Estádio do Maracanã

26 JUL 2007
9:00

Football
Fútbol / Futebol

Women
Mujeres / Feminino

Bronze Medal Match
Medalla de Bronce / Medalha de Bronze

Match Report

Informe del partido / Relatório da partida

BRONZE MEDAL MATCH - MATCH 23

Maracanã Stadium, Rio de Janeiro THU 26 JUL 2007 START TIME 9:00

MEX - CAN
1:2 (0:2)

Match Officials:

Referee: ANTEQUERA Joaquin (BOL)
4th Official: POZO Pablo Antonio (CHI)
Match Commissioner: GOES Dario (BRA)

Assistant Referee 1: PAZ Humberto (BOL)
Assistant Referee 2: BASUALDO Patricio (CHI)
General Coordinator: OSUNA Romel (BOL)

Goals Scored:

SINCLAIR Christine (CAN) 21', KISS Kristina (CAN) 47'+, WORBIS Teresa (MEX) 65' penalty goal

MEX - MEXICO

[12] LADRON de GUEVARA Anjuli (GK) (-27')
[4] GONZALEZ Monica Christine (C)
[5] CASTILLO Maria de Jesus
[6] VERGARA Monica
[7] LOPEZ Juana Evelyn
[8] PADILLA Carmelita
[9] OCAMPO Monica
[10] WORBIS Teresa
[13] GORDILLO Maria Lourdes (-21')
[14] VALDEZ Maria Isabel
[15] SAUCEDO Liz del Rosario

Substitutes:

[1] TAJONAR Pamela (GK) (+27')
[2] MUÑOZ Leslie Anne
[11] MORALES Tania Paola (+58')
[16] MARTINEZ Maria Arelli
[17] NIEVA Christine Yvette
[18] CORRAL Veronica Charlyn (+21', -58')

Coach: CUELLAR RIVERA Leonardo (MEX)

CAN - CANADA

[1] LEBLANC Karina (GK)
[2] KISS Kristina
[4] TANCREDI Melissa
[5] NEIL Andrea (-46' HT)
[8] MATHESON Diana
[10] FRANKO Martina
[11] HERMUS Randee
[12] SINCLAIR Christine (C)
[15] LANG Kara (-85')
[16] THORLAKSON Katie
[17] TIMKO Brittany

Substitutes:

[6] ANDREWS Sasha
[7] WILKINSON Rhian (+46' HT)
[9] CHAPMAN Candace
[19] VERMEULEN Any (+85')
[20] SWIATEK Taryn (GK)

Coach: PELLERUD Even (CAN)

Cautions:

GONZALEZ Monica Christine (MEX) 47'+, MATHESON Diana (CAN) 47', THORLAKSON Katie (CAN) 80', SINCLAIR Christine (CAN) 80', HERMUS Randee (CAN) 88'

Expulsions:

None

Additional Time:

first half: 2 min., second half: 4 min.

Match Report

Informe del partido / Relatório da partida

BRONZE MEDAL MATCH - MATCH 23

Maracanã Stadium, Rio de Janeiro THU 26 JUL 2007 START TIME 9:00

MEX - CAN
1:2 (0:2)

MEX - MEXICO	STATISTICS	CAN - CANADA
9	Shots	12
3	Shots on Goal	5
3	Fouls	22
2	Corner Kicks	4
1	Free Kicks	1
1	Penalty Kicks	0
0	Offsides	3
0	Own Goals	0
1	Cautions (Yellow cards)	4
0	Expulsions (Red cards)	0
57%	Ball Possession	43%
37	Actual Playing Time	28

MEX - MEXICO											
No.	Name	Pos	Min	GF	GA	SG/S	PK	Fouls		Y	R
								FC	FS		
12	LADRON de GUEVARA Anjuli	GK	27		1						
4	GONZALEZ Monica Christine (C)	D	90			0/1		1		1	
5	CASTILLO Maria de Jesus	D	90								
6	VERGARA Monica	M	90						2		
7	LOPEZ Juana Evelyn	M	90			1/3			6		
8	PADILLA Carmelita	F	90						2		
9	OCAMPO Monica	F	90			1/2			2		
10	WORBIS Teresa	F	90	1		1/1	1/1		1		
13	GORDILLO Maria Lourdes	D	21						1		
14	VALDEZ Maria Isabel	D	90					1	2		
15	SAUCEDO Liz del Rosario	D	90			0/2			4		
Substitutes											
1	TAJONAR Pamela	GK	63		1				1		
11	MORALES Tania Paola	M	32					1			
18	CORRAL Veronica Charlyn	F	37								
Totals					1	2	3/9	1/1	3	21	1

CAN - CANADA											
No.	Name	Pos	Min	GF	GA	SG/S	PK	Fouls		Y	R
								FC	FS		
1	LEBLANC Karina	GK	90		1						
2	KISS Kristina	D	90	1		2/4		2			
4	TANCREDI Melissa	F	90					3			
5	NEIL Andrea	M	45			1/1		1			
8	MATHESON Diana	M	90			0/2		1		1	
10	FRANKO Martina	D	90					2			
11	HERMUS Randee	D	90					3		1	
12	SINCLAIR Christine (C)	F	90	1		2/3			1	1	
15	LANG Kara	F	85			0/2		2			
16	THORLAKSON Katie	M	90					3		1	
17	TIMKO Brittany	D	90					2			
Substitutes											
7	WILKINSON Rhian	F	45					2	1		
19	VERMEULEN Any	D	5					1	1		
Totals					2	1	5/12		22	3	4

Legend:

A	Absent	AET	After Extra Time	(C)	Captain	D	Defender
ET	Extra Time	F	Forward	FC	Fouls Committed	FS	Fouls Suffered
FT	Full Time	GA	Goals Against	GF	Goals For	GK	Goalkeeper
HT	Half-time	I	Injured	M	Midfielder	Min	Minutes Played
N	Not eligible to play	nn+	Additional Time (period follows)				
-nn	Time when player substituted out			+nn	Time when player substituted in		
PK	Penalty Kicks (Goals/Shots)	Pos	Position	PSO	Penalty Shoot-out	-/+ PSO	GK injured during PSO
R	Expulsions (Red Cards)	SG/S	Shots on Goal/Shots	Y	Cautions (Yellow Cards)		

Match Report

Informe del partido / Relatório da partida

GOLD MEDAL MATCH - MATCH 24

Maracanã Stadium, Rio de Janeiro THU 26 JUL 2007 START TIME 12:00

BRA - USA 5:0 (2:0)

Match Officials:

Referee: CABRERA Fernando (URU)
4th Official: CERDAS Ricardo (CRC)
Match Commissioner: SILGUERO Raul (PAR)

Assistant Referee 1: PASTORINO Carlos (URU)
Assistant Referee 2: RAMIREZ Marvin (CRC)
General Coordinator: OSUNA Romel (BOL)

Goals Scored:

SILVA Marta (BRA) 19' penalty goal, SILVA Cristiane (BRA) 30', SILVA Cristiane (BRA) 48', SILVA Marta (BRA) 56' penalty goal, ALVES Daniela (BRA) 76'

BRA - BRAZIL

[1] SUNTAQUE Andréia (GK)
[3] PELLEGRINO Aline (C)
[4] COSTA Renata
[5] MOURA Elaine
[6] AUGUSTO Rosana (-83')
[7] ALVES Daniela
[8] MOTA Miraildes
[10] SILVA Marta
[11] SILVA Cristiane (-78')
[15] SANTOS Andreia
[16] RIBEIRO Tânia

Substitutes:

[2] JATOBA Simone
[9] CILENE Katia (+83')
[12] BARBOSA Bárbara (GK)
[14] GONÇALVES Delma (+78')
[17] NASCIMENTO Grazielle
[18] RODRIGUES Daiane
[20] SANTOS Ester

Coach: BARCELLOS Jorge (BRA)

Cautions:

TAYLOR Brittany (USA) 43'

Expulsions:

None

Additional Time:

first half: 1 min., second half: 0 min.

USA - USA

[1] NAEHER Alyssa (GK)
[2] TAYLOR Brittany
[4] FOUNTAIN Kaley
[6] MARSHALL Nikki
[7] NOGUEIRA Casey
[8] CHENEY Lauren (C)
[11] HEATH Tobin
[12] WRIGHT Kylie
[15] EDWARDS Becky
[16] WILMOTH Lauren (-46' HT)
[17] O'HARA Kelley

Substitutes:

[5] NOYOLA Teresa
[9] McDONALD Jessica
[10] ENYEART Michelle (+46' HT)
[13] BARNES Lauren
[14] DIMARTINO Gina
[18] JONES Chantel (GK)

Coach: ELLIS Jillian (USA)

Match Report

Informe del partido / Relatório da partida

GOLD MEDAL MATCH - MATCH 24

Maracanã Stadium, Rio de Janeiro THU 26 JUL 2007 START TIME 12:00

BRA - USA
5:0 (2:0)

BRA - BRAZIL

15
9
16
7
2
3
8
0
0
0
0
61%
29

STATISTICS

Shots
Shots on Goal
Fouls
Corner Kicks
Free Kicks
Penalty Kicks
Offsides
Own Goals
Cautions (Yellow cards)
Expulsions (Red cards)
Ball Possession
Actual Playing Time

USA - USA

5
3
13
6
0
0
0
0
1
0
39%
19

BRA - BRAZIL											
No.	Name	Pos	Min	GF	GA	SG/S	PK	Fouls		Y	R
								FC	FS		
1	SUNTAQUE Andréia	GK	90						1		
3	PELLEGRINO Aline (C)	D	90					1	1		
4	COSTA Renata	D	90					1			
5	MOURA Elaine	D	90			1/1	0/1	1	1		
6	AUGUSTO Rosana	D	83			0/3		2	3		
7	ALVES Daniela	M	90	1		1/1		1	1		
8	MOTA Miraildes	M	90			1/1		4			
10	SILVA Marta	M	90	2		3/5	2/2	1	1		
11	SILVA Cristiane	M	78	2		3/4		1	3		
15	SANTOS Andreia	F	90					2	1		
16	RIBEIRO Tânia	D	90								
Substitutes											
9	CILENE Katia	M	7					1			
14	GONÇALVES Delma	F	12					1			
Totals				5		9/15	2/3	16	12		

USA - USA											
No.	Name	Pos	Min	GF	GA	SG/S	PK	Fouls		Y	R
								FC	FS		
1	NAEHER Alyssa	GK	90		5				1		
2	TAYLOR Brittany	D	90					2	2	1	
4	FOUNTAIN Kaley	D	90					1	1		
6	MARSHALL Nikki	D	90			0/1		2	1		
7	NOGUEIRA Casey	F	90			1/1					
8	CHENEY Lauren (C)	F	90			2/2		1	2		
11	HEATH Tobin	M	90						4		
12	WRIGHT Kylie	M	90					1	1		
15	EDWARDS Becky	M	90			0/1		3	2		
16	WILMOTH Lauren	D	45					1			
17	O'HARA Kelley	F	90					1	1		
Substitutes											
10	ENYEART Michelle	M	45					1	1		
Totals				5	3/5			13	16	1	

Legend:

A	Absent	AET	After Extra Time	(C)	Captain	D	Defender
ET	Extra Time	F	Forward	FC	Fouls Committed	FS	Fouls Suffered
FT	Full Time	GA	Goals Against	GF	Goals For	GK	Goalkeeper
HT	Half-time	I	Injured	M	Midfielder	Min	Minutes Played
N	Not eligible to play	nn+	Additional Time (period follows)				
-nn	Time when player substituted out			+nn	Time when player substituted in		
PK	Penalty Kicks (Goals/Shots)	Pos	Position	PSO	Penalty Shoot-out	-/+ PSO	GK injured during PSO
R	Expulsions (Red Cards)	SG/S	Shots on Goal/Shots	Y	Cautions (Yellow Cards)		

Cumulative Statistics

Estadísticas Acumuladas / Estadísticas Cumulativas

ARG - ARGENTINA After 4 matches

No.	Name	Pos	PAN 2:0 (1:0)	MEX 1:0 (0:0)	USA 0:3 (0:2)	PAR 5:2 (2:1)	Min	GF	GA	SG/S	PK	Fouls		Y	R	
												FC	FS			
1	FERRO Romina Anabella	GK	S	S	S	S										
2	GONZALEZ Eva	D	90	90	90	90	360	1		2/2		4	1	2		
3	COTELO Valeria	D	S	90	90	90	270					2	5			
4	CHAVEZ Gabriela	D	90	90	90	90	360					6	2	1		
5	BRUSCA Carmen Ana	M	90	S	S	S	90					2	1			
6	BARBITTA Celeste	D	S	S	52	S	52					2	1			
7	MANICLER Ludmila	F	41	90	22		153			3/4		1	1	2		
8	HUBER Clarisa	M	90	73	72	47	282	1		3/7		6	4			
9	GATTI Natalia	F	81	52	S	90	223	1		6/13		8	3			
10	CORONEL Mariela	M	90	90	68	43	291			7/9		5	4			
11	GOMEZ Rosana	M	76	61	18	90	245	2		2/2		5	3			
12	CORREA Vanina	GK	90	90	90	90	360		5				3			
13	QUIÑONES Florencia	M	90	90	90	90	360	1		2/2		7	11	1		
14	PEREZ Catalina	D	90	90	38		218					4	1	2		
15	MANDRILE Florencia	F	S	17	S	34	51					1	1	1		
16	OJEDA Andrea Susana	D	49	S	90	90	229	2		5/7		4	1			
17	VALLEJOS Fabiana	M	14	29	90	90	223			3/9		4	7	1		
18	POTASSA Maria Belen	F	9	38	90	56	193			6/7		4	6			
Totals								8	5	41/64		65	56	10		

Corner Kicks:	22
Free Kicks:	6
Offsides:	7
Penalty Kicks Against (Goals/Shots):	0/0
Own Goals:	0
Own Goals Against:	0

Legend:

A	Absent	AET	After Extra Time	D	Defender	F	Forward
FC	Fouls Committed	FS	Fouls Suffered	GA	Goals Against	GF	Goals For
GK	Goalkeeper	I	Injured	M	Midfielder	Min	Minutes Played
N	Not eligible to play	PK	Penalty Kicks (Goals/Shots)	Pos	Position	PSO	Penalty Shoot-out
R	Expulsions (Red Cards)	S	Substitute	SG/S	Shots on Goal/Shots	Y	Cautions (Yellow Cards)

Cumulative Statistics

Estadísticas Acumuladas / Estatísticas Cumulativas

BRA - BRAZIL After 6 matches

No.	Name	Pos	URU 4:0 (3:0)	JAM 5:0 (2:0)	ECU 10:0 (5:0)	CAN 7:0 (1:0)	MEX 2:0 (0:0)	USA 5:0 (2:0)	Min	GF	GA	SG/S	PK	Fouls		Y	R
														FC	FS		
1	SUNTAQUE Andréia	GK	90	90	90	90	90	90	540						1		
2	JATOBA Simone	D	90	S	S	19	S	S	109					2	4		
3	PELLEGRINO Aline	D	90	90	90	90	90	90	540			1/6		7	8		
4	COSTA Renata	D	90	90	80	90	90	90	530			2/6		6	1		
5	MOURA Elaine	D	S	90	90	71	90	90	431			4/6	0/1	12	9	1	
6	AUGUSTO Rosana	D	90	90	90	90	90	83	533	4		2/8		9	19		
7	ALVES Daniela	M	90	90	90	90	90	90	540	6		18/29		8	7		
8	MOTA Miraildes	M	90	80	90	90	90	90	530			5/14		14	15		
9	CILENE Katia	M	19	90	59	S	S	7	175	2		6/15		5	1		
10	SILVA Marta	M	S	90	90	90	90	90	450	12		20/29	3/3	11	8		
11	SILVA Cristiane	M	59	22	90	88	90	78	427	8		11/18	2/2	2	7		
12	BARBOSA Bárbara	GK	S	S	S	S	S	S									
14	GONÇALVES Delma	F	71	10	31	2	S	12	126	1		3/5		1	3		
15	SANTOS Andreia	F	90	90	70	90	90	90	520			2/3		5	5		
16	RIBEIRO Tânia	D	82	68		90	90	90	420			1/1		3		2	
17	NASCIMENTO Grazielle	F	31	S	S	S	S	S	31			1/4		1			
18	RODRIGUES Daiane	D	S	S	10	S	S	S	10								
20	SANTOS Ester	D	8	S	20	S	S	S	28					1			
Totals										33		76/144	5/6	87	88	3	

Corner Kicks: 43
 Free Kicks: 9
 Offsides: 29
 Penalty Kicks Against (Goals/Shots): 0/0
 Own Goals: 0
 Own Goals Against: 0

Legend:

A	Absent	AET	After Extra Time	D	Defender	F	Forward
FC	Fouls Committed	FS	Fouls Suffered	GA	Goals Against	GF	Goals For
GK	Goalkeeper	I	Injured	M	Midfielder	Min	Minutes Played
N	Not eligible to play	PK	Penalty Kicks (Goals/Shots)	Pos	Position	PSO	Penalty Shoot-out
R	Expulsions (Red Cards)	S	Substitute	SG/S	Shots on Goal/Shots	Y	Cautions (Yellow Cards)

Cumulative Statistics

Estadísticas Acumuladas / Estatísticas Cumulativas

CAN - CANADA After 6 matches

No.	Name	Pos	URU 7:0 (2:0)	ECU 4:0 (3:0)	JAM 11:1 (7:0)	BRA 0:7 (0:1)	USA 1:2 (0:1)	MEX 2:1 (2:0)	Min	GF	GA	SG/S	PK	Fouls		Y	R
														FC	FS		
1	LEBLANC Karina	GK	S	90	90	S	90	90	360		4						
2	KISS Kristina	D	90	67	90	90	N	90	427	2		6/10		9	1	2	
3	BOOTH Melanie	D	45	90	90	90	44		359			1/2		2	1		
4	TANCREDI Melissa	F	44	S	S	45	90	90	269	1		2/3		7	2		
5	NEIL Andrea	M	45	90	23	24	90	45	317	2		6/9		9	4		
6	ANDREWS Sasha	D		23	30	11	90	S	154			1/1		4			
7	WILKINSON Rhian	F	90	90	90	90	90	45	495	1		5/8		12	3		
8	MATHESON Diana	M	90	90	90	79	90	90	529	1		3/8		8	3	1	
9	CHAPMAN Candace	M	S	S	S	S	I	S									
10	FRANKO Martina	D	90	90	90	90	I	90	450			1/3		8	2		
11	HERMUS Randee	D	90	90	90	90	90	90	540	2		5/13		12	3	1	
12	SINCLAIR Christine	F	90	45	90	90	90	90	495	8		22/27	0/1	6	2	1	
13	WALSH Amy	M	90	S	S	S	I		90			1/1		4			
15	LANG Kara	F	44	90	67	45	90	85	421	5		17/29		13	4		
16	THORLAKSON Katie	M	63	S	45	66	90	90	354	2		3/6		10	9	2	
17	TIMKO Brittany	D	27	90	60	90	N	90	357			2/2		3	4	2	
19	VERMEULEN Any	D	S	45	45	S	46	5	141	1		1/5		7	2		
20	SWIATEK Taryn	GK	90	S	S	90	S	S	180		7						
Totals										25	11	76/127	0/1	114	40	9	

Corner Kicks:	45
Free Kicks:	4
Offsides:	20
Penalty Kicks Against (Goals/Shots):	1/1
Own Goals:	0
Own Goals Against:	0

Legend:

A	Absent	AET	After Extra Time	D	Defender	F	Forward
FC	Fouls Committed	FS	Fouls Suffered	GA	Goals Against	GF	Goals For
GK	Goalkeeper	I	Injured	M	Midfielder	Min	Minutes Played
N	Not eligible to play	PK	Penalty Kicks (Goals/Shots)	Pos	Position	PSO	Penalty Shoot-out
R	Expulsions (Red Cards)	S	Substitute	SG/S	Shots on Goal/Shots	Y	Cautions (Yellow Cards)

Cumulative Statistics

Estadísticas Acumuladas / Estatísticas Cumulativas

ECU - ECUADOR After 4 matches

No.	Name	Pos	JAM 0:1 (0:0)	CAN 0:4 (0:3)	BRA 0:10 (0:5)	URU 4:2 (2:1)	Min	GF	GA	SG/S	PK	Fouls		Y	R
												FC	FS		
1	WRAY Carla	GK	90	90	90	90	360		17				3		
2	VALENCIA Jenny	M	S	S	S	S									
3	SANCHEZ Barbara	D	90	90	90	90	360					3	3		
4	AGUILAR Lorena	M	90	90	90	90	360			1/2		4	3	1	
5	BERMUDES Paola	M	90	90	90	90	360			2/4		6	7		
6	PALACIOS Valeria	M	46	S	20	12	78					1			
7	COLOMA Isabel	M	S	79	54	4	137						1		
8	SUNTAXI Jazmin	D	90	32	S	S	122					2	1		
9	QUINTERO Monica	F	44	90	90	90	314	2		6/11		10	11		
10	FREIRE Carmen	M	90	53	S	86	229	1		1/6	1/1	3	6		
11	PESANTES Denise	F	90	11	90	90	281	1		3/3		9	6	1	
12	ARROYO Isabel	GK	S	S	S	S									
13	ROQUE Shirley	M	S	S	36	45	81					1			
14	QUINTERO Letty	D	90	90	34	45	259			0/1		2	10		
15	MENESES Maria de los Angeles	D	90	90	90	90	360			2/4		2	5		
16	MOREIRA Ligia	M	50	37	70	S	157			0/1		2	3		
17	LUCAS Jessenia	D	S	58	56	90	204					4	3		
18	VELARDE Mabel	F	40	90	90	78	298			2/3		2	1	1	
Totals								4	17	17/36	1/1	51	63	3	

Corner Kicks:	14
Free Kicks:	6
Offsides:	11
Penalty Kicks Against (Goals/Shots):	1/2
Own Goals:	0
Own Goals Against:	0

Legend:

A	Absent	AET	After Extra Time	D	Defender	F	Forward
FC	Fouls Committed	FS	Fouls Suffered	GA	Goals Against	GF	Goals For
GK	Goalkeeper	I	Injured	M	Midfielder	Min	Minutes Played
N	Not eligible to play	PK	Penalty Kicks (Goals/Shots)	Pos	Position	PSO	Penalty Shoot-out
R	Expulsions (Red Cards)	S	Substitute	SG/S	Shots on Goal/Shots	Y	Cautions (Yellow Cards)

Cumulative Statistics

Estadísticas Acumuladas / Estadísticas Cumulativas

JAM - JAMAICA After 4 matches

No.	Name	Pos	ECU 1:0 (0:0)	BRA 0:5 (0:2)	URU 1:1 (1:0)	CAN 1:1 (0:7)	Min	GF	GA	SG/S	PK	Fouls		Y	R
												FC	FS		
1	JACKSON Paula	GK	90	90	90	S	270		6			2	2		
4	MURRAY Cristina	D	S	56	S	S	56					2		1	
5	FEARON Julie	D	90	90	90	90	360					4	9		
6	FALCONER Hishamar	M	90	90	45	45	270			1/1		4	6	1	
7	REID Venecia	F	76	90	90	90	346	1		5/11		7	10	2	
8	VINCENT Tashana	F	90	90	49	45	274	1		3/4		7	4		
9	BELL Nicola	M	75	67	15	S	157			1/1		2	4		1
10	DAVIS Omolyn	M	70		90	S	160			2/2		1	2		1
11	FACEY Mitsy	D	S	S	S	90	90								
12	HUE Diana	D	90	90	90	N	270			1/2		7	8	1	
13	CAMPBELL	GK	S	S	S	90	90		11				2		
14	GOLDSRING	M	15	S	S	90	105						1		
15	MOWATT Iesha	M	14	23	41	90	168			0/1		2	4		
16	VASELL Tanesia	M	90	90	90	90	360			0/1		5	2		
17	STEWART	M	75	90	90	90	345			1/1		2	5		
18	McGREGOR Jodi-Ann	M	15	90	90	90	285			1/2		1	1		
19	SULLIVAN Audia	M	90	34	90	90	304			0/2		3	1		
20	CLARKE Shereen	M	S	S	S	S									
Totals								2	17	15/28		49	61	5	2

Corner Kicks:	7
Free Kicks:	4
Offsides:	18
Penalty Kicks Against (Goals/Shots):	3/3
Own Goals:	1
Own Goals Against:	0

Legend:

A	Absent	AET	After Extra Time	D	Defender	F	Forward
FC	Fouls Committed	FS	Fouls Suffered	GA	Goals Against	GF	Goals For
GK	Goalkeeper	I	Injured	M	Midfielder	Min	Minutes Played
N	Not eligible to play	PK	Penalty Kicks (Goals/Shots)	Pos	Position	PSO	Penalty Shoot-out
R	Expulsions (Red Cards)	S	Substitute	SG/S	Shots on Goal/Shots	Y	Cautions (Yellow Cards)

Cumulative Statistics

Estadísticas Acumuladas / Estatísticas Cumulativas

MEX - MEXICO After 6 matches

No.	Name	Pos	PAR 5:0 (2:0)	ARG 0:1 (0:0)	PAN 2:0 (2:0)	USA 3:2 (0:1)	BRA 0:2 (0:0)	CAN 1:2 (0:2)	Min	GF	GA	SG/S	PK	Fouls		Y	R
														FC	FS		
1	TAJONAR Pamela	GK	90	90	S	S	S	63	243		2				2		
2	MUÑOZ Leslie Anne	D	9	4	90	75	36	S	214			1/3		3	1	1	
3	SANDOVAL Rubi Marlene	D	S	S	90	15	44		149					3			1
4	GONZALEZ Monica Christine	D	90	90	90	90	90	90	540			2/6		12	5	1	
5	CASTILLO María de Jesus	D	76		77	90	90	90	423			0/1		7	4		1
6	VERGARA Monica	M	59	81	S	45	16	90	291			1/4		1	6		
7	LOPEZ Juana Evelyn	M	90	90	90	89	45	90	494	3		13/20		4	15		
8	PADILLA Carmelita	F	47	90	90	90	74	90	481			2/3		12	4	2	
9	OCAMPO Monica	F	90	90	90	90	90	90	540	1		8/18		8	18		
10	WORBIS Teresa	F	81	90	90	90	90	90	531	4		6/7	3/3	3	6		
11	MORALES Tania Paola	M	S	62	S	S	S	32	94					2	2		
12	LADRON de GUEVARA Anjuli	GK	S	S	90	90	90	27	297		5				1		
13	GORDILLO Maria Lourdes	D	90	90	60		90	21	351			1/2		7	3	2	
14	VALDEZ Maria Isabel	D	90	86	S	90	90	90	446			1/2		6	5	1	
15	SAUCEDO Liz del Rosario	D	90	90	90	90	90	90	540	1		1/3		2	9		
16	MARTINEZ Maria Arelli	M	S	S	13	1	S	S	14					1			
17	NIEVA Christine Yvette	F	31	9	S	S	54	S	94			1/1		2		1	
18	CORRAL Veronica Charlyn	F	43	28	30	45	S	37	183	2		5/8	1/1	1	1		
Totals										11	7	42/78	4/4	74	82	8	2

Corner Kicks: 19
Free Kicks: 7
Offsides: 3
Penalty Kicks Against (Goals/Shots): 0/0
Own Goals: 0
Own Goals Against: 0

Legend:

A	Absent	AET	After Extra Time	D	Defender	F	Forward
FC	Fouls Committed	FS	Fouls Suffered	GA	Goals Against	GF	Goals For
GK	Goalkeeper	I	Injured	M	Midfielder	Min	Minutes Played
N	Not eligible to play	PK	Penalty Kicks (Goals/Shots)	Pos	Position	PSO	Penalty Shoot-out
R	Expulsions (Red Cards)	S	Substitute	SG/S	Shots on Goal/Shots	Y	Cautions (Yellow Cards)

Cumulative Statistics

Estadísticas Acumuladas / Estatísticas Cumulativas

PAN - PANAMA After 4 matches

No.	Name	Pos	ARG 0:2 (0:1)	USA 1:3 (1:2)	PAR 1:1 (1:0)	MEX 0:2 (0:2)	Min	GF	GA	SG/S	PK	Fouls		Y	R	
												FC	FS			
1	BENIS Lineth	GK	90	S	S	S	90		2				2			
2	MORGAN TYRELL Sthepani	D	90	90	90	90	360					1	3	1		
3	de la ROSA Mayra	D	90	90	90	90	360			1/2		3	1	1		
5	PACHECO Yadira	M	25	70	49		144					5	3	2		
6	GUTIERREZ Raiza	M	65	20	1	90	176			1/1		4	1	1		
7	PEREZ Yoraidil	M	90	90	90	90	360			2/6		2	3			
8	SAMUELS Sumara	M	87	90	90	90	357	1		4/6		7	8			
9	de MERA Anarelis	F	90	90	90	90	360	1		8/13		8	5			
10	VALDERRAMA Diana	M	90	90	90	90	360			2/2		7	10			
11	BEDOYA Maritzenia	F	13	90	33	S	136			2/5		2	11			
12	CORDOBA Farissa	GK	S	90	90	90	270		6				1	1		
13	CELLENDER Yisvell	F	S		S	S										
14	CATUY Nedelka	D	90	45	S	45	180					3	4			
15	ROMERO Ruth	D	90	90	90	45	315			1/3		8	4			
16	AGUILAR Steffany	M	77	S	56	90	223			2/4		6	9			
17	PUERTAS Yajaira	M	3	45	90	90	228					3	3			
19	ROMERO Raiza	M	S	S	S	S										
20	VERGARA Ciara	F	S	S	41	S	41					1		1		
Totals									2	8	23/42		60	68	7	

Corner Kicks:	16
Free Kicks:	3
Offsides:	8
Penalty Kicks Against (Goals/Shots):	1/1
Own Goals:	0
Own Goals Against:	0

Legend:

A	Absent	AET	After Extra Time	D	Defender	F	Forward
FC	Fouls Committed	FS	Fouls Suffered	GA	Goals Against	GF	Goals For
GK	Goalkeeper	I	Injured	M	Midfielder	Min	Minutes Played
N	Not eligible to play	PK	Penalty Kicks (Goals/Shots)	Pos	Position	PSO	Penalty Shoot-out
R	Expulsions (Red Cards)	S	Substitute	SG/S	Shots on Goal/Shots	Y	Cautions (Yellow Cards)

Cumulative Statistics

Estadísticas Acumuladas / Estadísticas Cumulativas

PAR - PARAGUAY After 4 matches

No.	Name	Pos	USA 1:7 (1:3)	MEX 0:5 (0:2)	PAN 1:1 (0:1)	ARG 2:5 (1:2)	Min	GF	GA	SG/S	PK	Fouls		Y	R
												FC	FS		
1	RODRIGUEZ Gloria	GK	90	90	90	90	360		18				5		
2	VIELMA Myriam	D	90	90	90	90	360			1/1		4	1	1	
3	ALARCON Mirta	D	90	90	90	90	360	1		2/5		2	8		
4	GETTO Silvia	D	90	90	72	78	330			3/3		2	2		
5	RAMIREZ Raquel	D	S	S	4	20	24								
6	MARTINEZ Carina	M	S	S	65	65	130			0/1		2			
7	RODAS Nadia	M	85	25	90	90	290	1		4/7		4	6	1	
8	RIVEROS Veronica	M	77	65	90	90	322					3	3		
9	QUINTANA Dulce Maria	F	90	76		59	225			0/6		3	3	1	2
10	AGUERO Francisca	F	60	5	90	S	155	1		2/2		3	3		
11	VEGA Karina	F	90	85	S	70	245	1		3/4		4	11		
12	VERA Edda	GK	S	S	S	S									
13	BENITEZ Carmen	D	5	90	90	90	275			0/3		2	4		
14	VILLAMAYOR Gloria	D	30	58	25	12	125			0/1		3	3		
15	GALEANO Joana	M	90	90	90	90	360			0/2		4	4	1	
16	RODRIGUEZ Anabel	M	13	S	18	S	31								
17	SANTACRUZ Jessica	M	90	70		S	160					1	1	2	1
18	TALAVERA Mara	F	S	32	86	25	143			2/5			4		
Totals								4	18	17/40		37	58	6	3

Corner Kicks:	14
Free Kicks:	6
Offsides:	4
Penalty Kicks Against (Goals/Shots):	1/1
Own Goals:	0
Own Goals Against:	0

Legend:

A	Absent	AET	After Extra Time	D	Defender	F	Forward
FC	Fouls Committed	FS	Fouls Suffered	GA	Goals Against	GF	Goals For
GK	Goalkeeper	I	Injured	M	Midfielder	Min	Minutes Played
N	Not eligible to play	PK	Penalty Kicks (Goals/Shots)	Pos	Position	PSO	Penalty Shoot-out
R	Expulsions (Red Cards)	S	Substitute	SG/S	Shots on Goal/Shots	Y	Cautions (Yellow Cards)

Cumulative Statistics

Estadísticas Acumuladas / Estadísticas Cumulativas

URU - URUGUAY After 4 matches

No.	Name	Pos	BRA 0:4 (0:3)	CAN 0:7 (0:2)	JAM 1:1 (0:1)	ECU 2:4 (1:2)	Min	GF	GA	SG/S	PK	Fouls		Y	R
												FC	FS		
1	GOMEZ Luciana	GK	90	90	90	90	360		16				2		
2	MAGGIOLINI Stefania	D	90	90	90	S	270						5		
3	GARES Tamy	D	90	S	43		133					2	1		
4	ARRUA Carla	D	58	44	S	90	192			1/1		1	4		
5	CAMAÑO Aida	M	90	90	21		201			1/2		2	1		1
6	RODRIGUEZ Guillermina	D	S	S	47	90	137			1/1		3	1		
7	LABORDA Alejandra	F	90	63	90	90	333			0/3		3	6		
8	VIERA Paula	F	S	7	S	1	8								
9	SOUZA Angelica	F	17		S		17						1		
10	CASTRO Juliana	F	74	90	90	89	343	3		3/6	2/3	12	11		
11	RAMIREZ Sindy	F	16	46	S	19	81			1/2		2	4		
12	LOPEZ Lorena	GK	S	S	S	S									
13	GONZALEZ Natalia	D	90	90	90	90	360					7	5		
14	FAR Laura	M	90	83	90	71	334			2/4		5	3	1	
15	PAIVA Gabriela	M	32	90	90	90	302			1/1		3	7		
16	PADRON Mayra	D	S	90	90	90	270			1/1		4	1		
17	RUSCH Ines	F	73	27	8	90	198			3/5		5	5		
18	QUINTEROS Carla	M	90	90	82	90	352			1/1		2	5		
Totals								3	16	15/27	2/3	51	62	1	1

Corner Kicks:	15
Free Kicks:	4
Offsides:	4
Penalty Kicks Against (Goals/Shots):	2/2
Own Goals:	0
Own Goals Against:	1

Legend:

A	Absent	AET	After Extra Time	D	Defender	F	Forward
FC	Fouls Committed	FS	Fouls Suffered	GA	Goals Against	GF	Goals For
GK	Goalkeeper	I	Injured	M	Midfielder	Min	Minutes Played
N	Not eligible to play	PK	Penalty Kicks (Goals/Shots)	Pos	Position	PSO	Penalty Shoot-out
R	Expulsions (Red Cards)	S	Substitute	SG/S	Shots on Goal/Shots	Y	Cautions (Yellow Cards)

Cumulative Statistics

Estadísticas Acumuladas / Estadísticas Cumulativas

USA - USA After 6 matches

No.	Name	Pos	PAR 7:1 (3:1)	PAN 3:1 (2:1)	ARG 3:0 (2:0)	MEX 2:3 (1:0)	CAN 2:1 (1:0)	BRA 0:5 (0:2)	Min	GF	GA	SG/S	PK	Fouls		Y	R
														FC	FS		
1	NAEHER Alyssa	GK	S	90	90	S	90	90	360		7				4		
2	TAYLOR Brittany	D	90	90	90	90	90	90	540			0/1		4	4	1	
3	WASHINGTON Nikki	F	20	S	72	34	S		126	1		1/1			3		
4	FOUNTAIN Kaley	D	80	S	90	56	90	90	406					6	1	1	
5	NOYOLA Teresa	M	S	45	S	15	S	S	60						1		
6	MARSHALL Nikki	D	90	90	90	90	90	90	540			0/1		9	2		
7	NOGUEIRA Casey	F	90	90	79	90	90	90	529	3		7/12		3	6		
8	CHENEY Lauren	F	61	90	68		90	90	399	6		12/18		6	6		1
9	McDONALD Jessica	F	29	S	11	75	5	S	120	2		4/6		1	2		
10	ENYEART Michelle	M	90	45	76	90	60	45	406			1/3		6	1		
11	HEATH Tobin	M	90	45	90	90	90	90	495	1		8/8		5	8		
12	WRIGHT Kylie	M	S	45	18	S	30	90	183			1/2		5	1		
13	BARNES Lauren	D	10	90	S	S	S	S	100			0/1		3		1	
14	DIMARTINO Gina	F	S	S	S	45	S	S	45			0/1			1		
15	EDWARDS Becky	M	70	90	90	90	90	90	520			1/6		11	9		
16	WILMOTH Lauren	D	90	90	14	90	90	45	419					7			
17	O'HARA Kelley	F	90	90	90	45	85	90	490	4		10/10		8	7		
18	JONES Chantel	GK	90		S	90	S	S	180		4						
Totals										17	11	45/70		74	56	3	1

Corner Kicks:	33
Free Kicks:	1
Offsides:	19
Penalty Kicks Against (Goals/Shots):	3/5
Own Goals:	0
Own Goals Against:	0

Legend:

A	Absent	AET	After Extra Time	D	Defender	F	Forward
FC	Fouls Committed	FS	Fouls Suffered	GA	Goals Against	GF	Goals For
GK	Goalkeeper	I	Injured	M	Midfielder	Min	Minutes Played
N	Not eligible to play	PK	Penalty Kicks (Goals/Shots)	Pos	Position	PSO	Penalty Shoot-out
R	Expulsions (Red Cards)	S	Substitute	SG/S	Shots on Goal/Shots	Y	Cautions (Yellow Cards)

Overall Team Statistics

Estadísticas Generales del equipo / Estatísticas Gerais da Equipe

As of 26 JUL 2007 at 14:00

Team	MP	GF	GA	SG/S	PK	PKA	CK	OF	Fouls		Y	R
									FC	FS		
ARG - ARGENTINA	4	8	5	41/64	0/0	0/0	22	7	65	56	10	0
BRA - BRAZIL	6	33	0	76/144	5/6	0/0	43	29	87	88	3	0
CAN - CANADA	6	25	11	76/127	0/1	1/1	45	20	114	40	9	0
ECU - ECUADOR	4	4	17	17/36	1/1	1/2	14	11	51	63	3	0
JAM - JAMAICA	4	2	17	15/28	0/0	3/3	7	18	49	61	5	2
MEX - MEXICO	6	11	7	42/78	4/4	0/0	19	3	74	82	8	2
PAN - PANAMA	4	2	8	23/42	0/0	1/1	16	8	60	68	7	0
PAR - PARAGUAY	4	4	18	17/40	0/0	1/1	14	4	37	58	6	3
URU - URUGUAY	4	3	16	15/27	2/3	2/2	15	4	51	62	1	1
USA - USA	6	17	11	45/70	0/0	3/5	33	19	74	56	3	1
Totals		109	110	367/656	12/15	12/15	228	123	662		55	9
Average (per match)		4.5	4.6	15.3/27.3	0.5/0.6	0.5/0.6	9.5	5.1	27.6		2.3	0.4

Legend:

CK	Corner Kicks	FC	Fouls Committed	FS	Fouls Suffered	GA	Goals Against
GF	Goals For	MP	Matches Played	OF	Offsides	PK	Penalty Kicks (Goals/Shots)
PKA	Penalty Kicks Against (Goals/Shots)			R	Expulsions (Red Cards)	SG/S	Shots on Goal/Shots
Y	Cautions (Yellow Cards)						

Futsal
Futsal
Futsal



Medallists

Medallistas / Medalhistas

SAT 28 JUL 2007

GOLD	SILVER	BRONZE
------	--------	--------

BRA - Brazil

- 1 ALVES Rogério (Rogério)
- 2 MARINHO Tiago (Tiago)
- 4 DOMINGUES Dovenir (Neto)
- 5 BRITO Jefferson (Ciço)
- 6 DIAS Gabriel (Gabriel)
- 7 TEIXEIRA Vinícius (Vinícius)
- 8 SIMI Leandro (Simi)
- 9 SILVA Adalberto (Betão)
- 10 JUNIOR Lenísio (Lenísio)
- 11 SANTOS Marco (Marquinho)
- 12 VIEIRA Alessandro (Falcão)
- 13 CARVALHO João (Valdin)

ARG - Argentina

- 1 MANDAYO Jose Norberto
- 2 PLANAS Leandro
- 3 COSTAS Jose Luis
- 4 GIUSTOZZI Diego Raul
- 5 SANCHEZ Carlos Florentino
- 6 CUZZOLINO Leandro Esteban
- 7 WILHELM Fernando Ariel
- 8 GARCIAS Hernan Jose
- 9 AMAS Edgardo Martin
- 10 LUCUIX Matias Raul
- 11 GONZALEZ Esteban Carlos
- 12 ELIAS Santiago Daniel

PAR - Paraguay

- 1 BRITEZ Carlos
- 2 SANTANDER Jose
- 3 ROMAN Z. Rodolfo I.
- 4 LEÓN Andres B.
- 5 ACUÑA Cristian R.
- 6 JARA Oscar
- 7 OSORIO Horacio
- 8 RIVEROS Cesar
- 9 ORTIZ Jose
- 10 ARAUJO Sergio
- 11 ORTIZ Alfredo
- 12 ESPINOLA Carlos

Legend:

(C) Captain

Team Roster

Formación del Equipo / Escalação das Equipes

As of 25 JUL 2007

ARG - Argentina

No.	Name	Pos	Height m/ft in	Weight kg/lbs	Date of Birth	Club	Intl 'A'	
							Caps	Goals
1	MANDAYO Jose Norberto	GK	1.79/5'10"	78/172	18 JUN 1978	BOCA JUNIORS	0	0
2	PLANAS Leandro	D	1.85/6'1"	75/165	28 NOV 1975	BISCEGLIE	0	0
3	COSTAS Jose Luis	W	1.68/5'6"	67/148	19 JUL 1980	PINOCHO	0	0
4	GIUSTOZZI Diego Raul	D	1.77/5'10"	77/170	1 AUG 1978	CAJA SAGOVIS	0	0
5	SANCHEZ Carlos Florentino	D	1.70/5'7"	75/165	31 JAN 1975	CELTA DE VIGO	0	0
6	CUZZOLINO Leandro Esteban	W	1.72/5'8"	69/152	21 MAY 1987	ARSIGNANO	0	0
7	WILHELM Fernando Ariel	P	1.77/5'10"	83/183	5 APR 1982	ARSIGNANO	0	0
8	GARCIAS Hernan Jose	W	1.72/5'8"	80/176	2 JUN 1978	LAZIO - NAPI	0	0
9	AMAS Edgardo Martin	W	1.64/5'5"	64/141	25 OCT 1984	FERRO CARRIL OESTE	0	0
10	LUCUIX Matias Raul	W	1.86/6'1"	74/163	20 NOV 1985	RIVER PLATE	0	0
11	GONZALEZ Esteban Carlos	P	1.68/5'6"	73/161	13 MAY 1977	BENICARLO - ONDA URBANA	0	0
12	ELIAS Santiago Daniel	GK	1.82/6'0"	84/185	2 FEB 1983	PINOCHO	0	0

Team average age: 26 years 8 months

Team colours

Shirt

1st: Light Blue / White
2nd: Dark Blue

Shorts

Black
White

Socks

White
Dark Blue

Coach

LARRAÑAGA CUETOS Jose Fernando (ARG)

Legend:

D	Defender	GK	Goalkeeper	Intl 'A'	International 'A'	P	Pivot
Pos	Position	W	Wing				

Team Roster

Formación del Equipo / Escalação das Equipes

As of 25 JUL 2007

BRA - Brazil

No.	Name	Pos	Height m/ft in	Weight kg/lbs	Date of Birth	Club	Intl 'A'	
							Caps	Goals
1	ALVES Rogério (Rogério)	GK	1.69/5'7"	80/176	20 SEP 1973	JOINVILLE	0	0
2	MARINHO Tiago (Tiago)	GK	1.73/5'8"	76/168	9 MAR 1981	MALWEE	0	0
4	DOMINGUES Dovenir (Neto)	D	1.78/5'10"	71/157	5 SEP 1981	BOOMERANG	0	0
5	BRITO Jefferson (Cicho)	D	1.77/5'10"	72/159	16 OCT 1981	POLARIS	0	0
6	DIAS Gabriel (Gabriel)	W	1.80/5'11"	74/163	17 NOV 1980	BOOMERANG	0	0
7	TEIXEIRA Vinícius (Vinícius)	W	1.77/5'10"	82/181	31 DEC 1977	EL POZO	0	0
8	SIMI Leandro (Simi)	W			29 OCT 1977	JOINVILLE	0	0
9	SILVA Adalberto (Betão)	P	1.81/5'11"	94/207	2 SEP 1978	LOBELLE	0	0
10	JUNIOR Lenísio (Lenísio)	P	1.77/5'10"	81/179	23 OCT 1976	MALWEE	0	0
11	SANTOS Marco (Marquinho)	W	1.69/5'7"	66/146	7 OCT 1974	BOOMERANG	0	0
12	VIEIRA Alessandro (Falcão)	W	1.77/5'10"	77/170	8 AUG 1977	MALWEE	0	0
13	CARVALHO João (Valdin)	W	1.69/5'7"	60/132	23 SEP 1979	MALWEE	0	0

Team average age: 28 years 10 months

Team colours

Shirt
 1st: Yellow

Shorts
 Blue

Socks
 Yellow

Coach

OLIVEIRA Paulo (BRA)

Legend:

D	Defender	GK	Goalkeeper	Intl 'A'	International 'A'	P	Pivot
Pos	Position	W	Wing				

Team Roster

Formación del Equipo / Escalação das Equipes

As of 25 JUL 2007

CRC - Costa Rica

No.	Name	Pos	Height m/ft in	Weight kg/lbs	Date of Birth	Club	Intl 'A'	
							Caps	Goals
1	HERRERA Didier	GK	1.72/5'8"	72/159	26 FEB 1976	BARRO PERALTA	36	0
2	COLINDRES Daniel	D	1.73/5'8"	63/139	10 JAN 1985	SANTA BARBARA	3	1
3	QUIROS Jonathan	W	1.67/5'6"	65/143	30 JAN 1982	GOLCOECHEA	16	4
4	PANIAGUA Alejandro	W	1.73/5'8"	72/159	20 MAY 1986	HEREDIA	13	5
5	AGUILAR Danny	W	1.73/5'8"	65/143	23 APR 1979	BARRO PERALTA	7	3
6	CÓRDOBA Michael	P	1.79/5'10"	77/170	1 JUN 1983	GOLCOECHEA	5	1
7	RUIZ Jefryd	P	1.73/5'8"	68/150	13 MAR 1985	BARRO PERALTA	26	9
8	MONTOYA Yanan	W	1.75/5'9"	73/161	19 AUG 1979	FORTUNA FUTSAL	21	6
9	CARVAJAL Marco	W	1.79/5'10"	74/163	2 DEC 1981	GOLCOECHEA	16	6
10	VINDAS Adonay	W	1.68/5'6"	66/146	25 OCT 1985	FORTUNA FUTSAL	26	11
11	MENDEZ Julio	P	1.80/5'11"	85/187	3 JUL 1985	GOLCOECHEA	11	7
12	REY Randall	GK	1.70/5'7"	65/143	7 NOV 1983	UNED SAN JOSE	15	0

Team average age: 24 years 1 month

Team colours

Shirt
 1st: Red
 2nd: White

Shorts
 Blue
 Blue

Socks
 White
 Red

Coach

CARLOS Quiros (CRC)
 SOLÍS Diego (CRC)

Legend:

D	Defender	GK	Goalkeeper	Intl 'A'	International 'A'	P	Pivot
Pos	Position	W	Wing				

Team Roster

Formación del Equipo / Escalação das Equipes

As of 25 JUL 2007

CUB - Cuba

No.	Name	Pos	Height m/ft in	Weight kg/lbs	Date of Birth	Club	Intl 'A'	
							Caps	Goals
1	CARBO Wilfredo	GK	1.80/5'11"	83/183	1 DEC 1969	CIUDADE HABANA	28	35
2	MARTINEZ Jhonnet Stalin	P	1.73/5'8"	69/152	3 JUL 1982	CIUDADE HABANA	4	3
3	ROMAN Isven	W	1.79/5'10"	71/157	3 SEP 1983	CIUDADE HABANA	20	6
4	OLIVERA Yulier	D	1.68/5'6"	68/150	2 APR 1981	SACTIS SPIRITUS	8	3
5	MORALES Eduardo	W	1.69/5'7"	69/152	5 MAR 1981	MATANZAS	21	18
6	MADRIGAL Carlos	D	1.72/5'8"	82/181	21 OCT 1981	SACTIS SPIRITUS	9	2
7	RODRIGUEZ Yampier	D	1.70/5'7"	63/139	18 MAY 1977	PINAR DEL RIO	22	8
8	MESA Yosniel	W	1.75/5'9"	78/172	11 MAY 1984	CIENFUEGOS	19	10
9	CHAPMAN Fernando	P	1.78/5'10"	65/143	16 MAR 1980	HOLGUIN	22	5
10	PORTAL Juan Carlos	W	1.76/5'9"	77/170	24 JUL 1967	CIUDADE HABANA	45	12
11	SANAME Boris	W	1.79/5'10"	75/165	2 JUN 1974	CIUDADE HABANA	39	33
12	LOPEZ Pedro Francisco	GK	1.76/5'9"	79/174	4 OCT 1976	CIUDADE HABANA	35	25

Team average age: 29 years 5 months

Team colours

Shirt
 1st: Red

Shorts
 Red

Socks
 Red

Coach

VALDES Eddys Jesus (CUB)

Legend:

D	Defender	GK	Goalkeeper	Intl 'A'	International 'A'	P	Pivot
Pos	Position	W	Wing				

Team Roster

Formación del Equipo / Escalação das Equipes

As of 25 JUL 2007

ECU - Ecuador

No.	Name	Pos	Height m/ft in	Weight kg/lbs	Date of Birth	Club	Intl 'A'	
							Caps	Goals
1	GARCIA Christian	GK	1.60/5'3"	70/154	8 AUG 1985	ECU	30	0
2	DIEGO Macias	W	1.70/5'7"	69/152	1 JAN 2000	ECU	6	3
3	ORELLANA Jorge	W	1.72/5'8"	60/132	13 APR 1986	ECU	10	2
4	JUAN Delgado	W	1.77/5'10"	72/159	1 JAN 2000	ECU	0	0
5	MIRANDA Erick	P	1.75/5'9"	65/143	12 AUG 1987	ECU	0	0
6	MOYANO Carlos	P	1.70/5'7"	60/132	28 JUN 1989	ECU	6	1
7	ORDOÑEZ Gabriel	P	1.68/5'6"	62/137	15 NOV 1983	ECU	35	12
8	DELGADO Johnny	W	1.70/5'7"	68/150	17 OCT 1982	ECU	30	20
9	GALARZA Carlos	W	1.65/5'5"	58/128	11 AUG 1984	ECU	25	7
10	GARCIA Pedro	D	1.68/5'6"	62/137	5 JUL 1979	ECU	42	15
11	SOTOMAYOR Carlos	P	1.77/5'10"	70/154	12 JAN 1981	ECU	0	0
12	ALCIVAR Washigton	GK	1.65/5'5"	61/134	14 APR 1987	ECU	6	0

Team average age: 20 years 3 months

Team colours

Shirt
1st: Yellow

Shorts
Blue

Socks
Red

Coach

BANGUERA Francisco (ECU)

Legend:

D	Defender	GK	Goalkeeper	Intl 'A'	International 'A'	P	Pivot
Pos	Position	W	Wing				

Team Roster

Formación del Equipo / Escalação das Equipes

As of 25 JUL 2007

GUA - Guatemala

No.	Name	Pos	Height m/ft in	Weight kg/lbs	Date of Birth	Club	Intl 'A'	
							Caps	Goals
1	MERIDA Carlos	GK			27 MAR 1978	MIXCO SUPER-CABLE	0	0
3	GONZALEZ Jose Rafael	D			10 DEC 1986	MIXCO SUPER-CABLE	0	0
4	CORONADO DIAS Alvaro	W			11 AUG 1983	MIXCO SUPER-CABLE	0	0
5	ARISTONDO Manuel	W			26 FEB 1982	GLUCOSORAL	0	0
6	NOJ Marlon	D			13 OCT 1976	MIXCO SUPER-CABLE	0	0
7	CORONADO Erick	P			16 OCT 1979	CENTURY	0	0
9	ESTRADA Eduardo	P			11 DEC 1982	MIXCO SUPER-CABLE	0	0
10	ACEVEDO Erick	W			20 SEP 1980	MULTIMEDIOS	0	0
11	ORTIZ Jaime	D			27 AUG 1979	GLUCOSORAL	0	0
12	RAMIREZ QUIÑONEZ William	GK			2 FEB 1980	GLUCOSORAL	0	0
13	de LEON Estuardo	W			6 JUL 1977	GLUCOSORAL	0	0
14	PAREDES Oliver	W			2 FEB 1979	GLUCOSORAL	0	0

Team average age: 26 years 11 months

Team colours

Shirt
 1st: Blue
 2nd: White

Shorts
 Blue
 White

Socks
 Blue
 White

Coach

ESTRADA Eduardo (GUA)

Legend:

D	Defender	GK	Goalkeeper	Intl 'A'	International 'A'	P	Pivot
Pos	Position	W	Wing				

Team Roster

Formación del Equipo / Escalação das Equipes

As of 25 JUL 2007

PAR - Paraguay

No.	Name	Pos	Height m/ft in	Weight kg/lbs	Date of Birth	Club	Intl 'A'	
							Caps	Goals
1	BRITEZ Carlos	GK			14 OCT 1974	U.A.A.	0	0
2	SANTANDER Jose	D			10 APR 1981	U.A.A.	0	0
3	ROMAN Z. Rodolfo I.	W			27 JUN 1987	C. ESCURRA	0	0
4	LEÓN Andres B.	D			20 AUG 1979	SP. COLONIAL	0	0
5	ACUÑA Cristian R.	GK			12 JAN 1982	SP. COLONIAL	0	0
6	JARA Oscar	W			2 FEB 1981	U.A.A.	0	0
7	OSORIO Horacio	W			26 JAN 1984	U.A.A.	0	0
8	RIVEROS Cesar	W			15 SEP 1979	U.A.A.	0	0
9	ORTIZ Jose	P			14 MAR 1982	U.A.A.	0	0
10	ARAUJO Sergio	D			8 APR 1980	SP. COLONIAL	0	0
11	ORTIZ Alfredo	P			28 AUG 1986	SP. COLONIAL	0	0
12	ESPINOLA Carlos	GK			6 APR 1981	U.A.A.	0	0

Team average age: 25 years

Team colours

Shirt
 1st: Red / White
 2nd: White

Shorts
 Blue
 White

Socks
 Blue
 White

Coach

CAROSINI Francisco (PAR)
 FERRETI Fernando (BRA)

Legend:

D	Defender	GK	Goalkeeper	Intl 'A'	International 'A'	P	Pivot
Pos	Position	W	Wing				

Team Roster

Formación del Equipo / Escalação das Equipes

As of 25 JUL 2007

USA - United States of America

No.	Name	Pos	Height m/ft in	Weight kg/lbs	Date of Birth	Club	Intl 'A'	
							Caps	Goals
1	VORBERG Nick	GK	1.82/6'0"	83/183	10 FEB 1975	MILWALKEE WAVE	0	0
2	BALL John	W	1.77/5'10"	70/154	5 NOV 1972	ROCHESTER RAGING RHINOS	0	0
3	BEASLEY Jamar	W	1.77/5'10"	74/163	11 OCT 1979	DETROIT IGNITION	0	0
5	DENISON Cabral	W	1.62/5'4"	72/159	26 JAN 1974	BALTIMORE BLAST	0	0
6	TSCHANTRET Pedro Ulysse	P	1.72/5'8"	72/159	10 APR 1969	BALTIMORE BLAST	0	0
9	MORRIS Patrick	D	1.82/6'0"	81/179	6 JUN 1977	PHILADELPHIA KIXX	0	0
12	PHILLIPS Brett	GK	1.80/5'11"	92/203	27 DEC 1968	MILWALKEE WAVE	0	0
13	STEWART Matthew	W	1.72/5'8"	65/143	17 SEP 1976	CHICAGO STORM	0	0
14	DAMBRA Don	P	1.82/6'0"	86/190	5 MAY 1972	PHILADELPHIA KIXX	0	0
15	TROY Dusesky	D	1.85/6'1"	90/198	1 JAN 2000	MILWAUKEE WAVE	0	0
16	TOVAR Enrique	P	1.85/6'1"	86/190	4 JUN 1979	CALIFORNIA COUGARS	0	0
17	HAMMES George Joseph	D	1.85/6'1"		9 MAY 1979	MILWAUKEE WAVE	0	0

Team average age: 30 years

Team colours

Shirt
 1st: Dark Blue

Shorts
 White

Socks
 Dark Blue

Coach

KEITH Tozer (USA)

Legend:

D	Defender	GK	Goalkeeper	Intl 'A'	International 'A'	P	Pivot
Pos	Position	W	Wing				

Competition Summary

Resumen de la competición / Sumário da Competição

As of 28 JUL 2007

Group A

Rank	Team	Pts	MP	W	D	L	GF	GA	GD
1	BRA	9	3	3	0	0	14	1	13
2	PAR	6	3	2	0	1	4	4	0
3	CUB	3	3	1	0	2	5	10	-5
4	GUA	0	3	0	0	3	2	10	-8

Team	BRA	PAR	CUB	GUA
BRA		2:0 (0:0)	8:0 (5:0)	4:1 (3:1)
PAR	0:2 (0:0)		2:1 (1:0)	2:1 (2:1)
CUB	0:8 (0:5)	1:2 (0:1)		4:0 (0:0)
GUA	1:4 (1:3)	1:2 (1:2)	0:4 (0:0)	

Group B

Rank	Team	Pts	MP	W	D	L	GF	GA	GD
1	ARG	7	3	2	1	0	11	3	8
2	CRC	4	3	1	1	1	12	11	1
3	USA	4	3	1	1	1	11	13	-2
4	ECU	1	3	0	1	2	7	14	-7

Team	ARG	CRC	USA	ECU
ARG		1:1 (0:0)	5:2 (2:1)	5:0 (2:0)
CRC	1:1 (0:0)		5:6 (0:1)	6:4 (2:3)
USA	2:5 (1:2)	6:5 (1:0)		3:3 (2:2)
ECU	0:5 (0:2)	4:6 (3:2)	3:3 (2:2)	

Classification

Semi-finals

ARG

Match 16
 FRI 27 JUL

PAR

BRA

Match 14
 FRI 27 JUL

CRC

Gold Medal Match

ARG 1:1 AET (1:1, 1:1) 4:3 PSO

Match 18
 SAT 28 JUL

BRA 4:1 (2:0)

BRA 8:1 (3:0)

Bronze Medal Match

PAR

Match 17
 SAT 28 JUL

CRC

PAR 5:6 AET (4:4, 3:1)

Classification 5-8

CUB

Match 13
 FRI 27 JUL

ECU

USA

Match 15
 FRI 27 JUL

GUA

5th - 6th Place

CUB 5:4 (2:2)

Match 19
 SAT 28 JUL

USA 4:3 (1:2)

USA 2:2 AET (2:2, 2:2) 4:5 PSO

7th - 8th Place

ECU

Match 20
 SAT 28 JUL

GUA

GUA 3:7 (1:3)

Final Standings

Medal	Rank	Team
Gold	1	BRA
Silver	2	ARG
Bronze	3	PAR
	4	CRC
	5	USA
	6	CUB
	7	GUA
	8	ECU

Note:

If teams are level on points after the first stage, ranking will be decided according to the Competition Regulations.

Legend:

AET	After Extra Time	D	Drawn	GA	Goals Against	GD	Goal Difference
GF	Goals For	L	Lost	MP	Matches Played	PSO	Penalty Shoot-out
Pts	Points	W	Won				

Match Report

Informe del partido / Relatório da partida

FIRST ROUND GROUP A - MATCH 1

Riocentro Pavilion 3B, Rio de Janeiro MON 23 JUL 2007 START TIME 10:15

BRA - GUA
4:1 (3:1)

Match Officials:

Referee: VALIENTE Nestor F. (PAR)
3rd Official: MAZO GOITIZOLO Vladimir (CUB)
Match Commissioner:

Assistant Referee: KRNAC Jason Edward (USA)
Timekeeper: BRAGATTO Adelmo Luiz (BRA)
General Coordinator: FIGUEREDO Eugenio (URU)

Goals Scored:

BRITO Jefferson (Ciço) (BRA) 5', CARVALHO João (Valdin) (BRA) 11', MERIDA Carlos (GUA) 12', SANTOS Marco (Marquinho) (BRA) 12', VIEIRA Alessandro (Falcão) (BRA) 31'

BRA - Brazil

[1] ALVES Rogério (Rogério) (GK)
[5] BRITO Jefferson (Ciço)
[7] TEIXEIRA Vinicius (Vinicius) (C)
[10] JUNIOR Lenísio (Lenísio)
[11] SANTOS Marco (Marquinho)

Substitutes:

[2] MARINHO Tiago (Tiago) (GK)
[4] DOMINGUES Dovenir (Neto)
[6] DIAS Gabriel (Gabriel)
[8] SIMI Leandro (Simi)
[9] SILVA Adalberto (Betão)
[12] VIEIRA Alessandro (Falcão)
[13] CARVALHO João (Valdin)

Coach: OLIVEIRA Paulo (BRA)

Cautions:

None

Expulsions:

None

GUA - Guatemala

[1] MERIDA Carlos (GK)
[6] NOJ Marlon
[7] CORONADO Erick
[10] ACEVEDO Erick (C)
[13] de LEON Estuardo

Substitutes:

[3] GONZALEZ Jose Rafael
[4] CORONADO DIAS Alvaro
[5] ARISTONDO Manuel
[9] ESTRADA Eduardo
[11] ORTIZ Jaime
[12] RAMIREZ QUIÑONEZ William (GK)
[14] PAREDES Oliver

Coach: ESTRADA Eduardo (GUA)

Match Report

Informe del partido / Relatório da partida

FIRST ROUND GROUP A - MATCH 1

Riocentro Pavilion 3B, Rio de Janeiro MON 23 JUL 2007 START TIME 10:15

BRA - GUA 4:1 (3:1)

BRA - Brazil

37
19
7
21
1
0
0
0
0
0
0
0

STATISTICS

Shots
Shots on Goal
Fouls
Corner Kicks
Free Kicks
Penalty Kicks
Double Penalties
Own Goals
Cautions (Yellow cards)
Expulsions (Red cards)
Timeouts

GUA - Guatemala

12
8
4
5
1
0
0
0
0
0
1

BRA - Brazil											
No.	Name	Pos	GF	GA	SG/S	PK	DP	Fouls		Y	R
								FC	FS		
1	ALVES Rogério (Rogério)	GK		1							
5	BRITO Jefferson (Cico)	D	1		3/6						
7	TEIXEIRA Vinicius (Vinicius) (C)	W			4/5			1			
10	JUNIOR Lenisio (Lenisio)	P			0/6			1			
11	SANTOS Marco (Marquinho)	W	1		1/4						
Substitutes											
4	DOMINGUES Dovenir (Neto)	D			0/2			1			
6	DÍAS Gabriel (Gabriel)	W						1			
8	SIMI Leandro (Simi)	W			0/1						
9	SILVA Adalberto (Betão)	P			1/1			1			
12	VIEIRA Alessandro (Falcão)	W	1		5/7			1			
13	CARVALHO João (Valdin)	W	1		5/5			1			
Totals			4	1	19/37			7			

GUA - Guatemala											
No.	Name	Pos	GF	GA	SG/S	PK	DP	Fouls		Y	R
								FC	FS		
1	MERIDA Carlos	GK	1	4	2/2						
6	NOJ Marlon	D			1/2						
7	CORONADO Erick	P			0/1						
10	ACEVEDO Erick (C)	W			0/1			3			
13	de LEON Estuardo	W			1/2						
Substitutes											
3	GONZALEZ Jose Rafael	D			3/3			1			
4	CORONADO DIAS Alvaro	W									
5	ARISTONDO Manuel	W									
9	ESTRADA Eduardo	P			1/1						
11	ORTIZ Jaime	D									
14	PAREDES Oliver	W									
Totals			1	4	8/12			4			

Legend:

A	Absent	(C)	Captain	D	Defender	DP	Double Penalties
FC	Fouls Committed	FS	Fouls Suffered	FT	Full Time	GA	Goals Against
GF	Goals For	GK	Goalkeeper	HT	Half-time	I	Injured
N	Not eligible to play	P	Pivot	PK	Penalty Kicks (Goals/Shots)	Pos	Position
R	Expulsions (Red Cards)	SG/S	Shots on Goal/Shots	W	Wing	Y	Cautions (Yellow Cards)

**Riocentro Pavilion 3B**Riocentro Pabellón 3B
Riocentro Pavilhão 3B23 JUL 2007
8:15**Futsal**

Futsal / Futsal

Men

Hombres / Masculino

First Round

Primera Ronda / Primeira Rodada

Match Report

Informe del partido / Relatório da partida

FIRST ROUND GROUP A - MATCH 2

Riocentro Pavilion 3B, Rio de Janeiro MON 23 JUL 2007 START TIME 8:15

**CUB - PAR
1:2 (0:1)****Match Officials:****Referee:** GHIBUADI Sergio Javier (ARG)**3rd Official:** COELHO TELLES Gean (BRA)**Match Commissioner:****Assistant Referee:** SACARELO PINTOS Alvaro (URU)**Timekeeper:** DA SILVA Denilton (BRA)**General Coordinator:** DE ANDRADE CARRIJO Antonio (BRA)**Goals Scored:**

JARA Oscar (PAR) 16', SANTANDER Jose (PAR) 32', OLIVERA Yulier (CUB) 37'

CUB - Cuba[1] CARBO Wilfredo (C - GK)
[3] ROMAN Isven
[7] RODRIGUEZ Yampier
[8] MESA Yosniel
[9] CHAPMAN Fernando**Substitutes:**[2] MARTINEZ Jhonnet Stalin
[4] OLIVERA Yulier
[5] MORALES Eduardo
[6] MADRIGAL Carlos
[10] PORTAL Juan Carlos
[11] SANAME Boris
[12] LOPEZ Pedro Francisco (GK)**Coach:** VALDES Eddys Jesus (CUB)**Cautions:**

ROMAN Isven (CUB) 39'

Expulsions:

None

PAR - Paraguay[12] ESPINOLA Carlos (GK)
[2] SANTANDER Jose (C)
[6] JARA Oscar
[7] OSORIO Horacio
[9] ORTIZ Jose**Substitutes:**[1] BRITEZ Carlos (GK)
[3] ROMAN Z. Rodolfo I.
[4] LEÓN Andres B.
[5] ACUÑA Cristian R. (GK)
[8] RIVEROS Cesar
[10] ARAUJO Sergio
[11] ORTIZ Alfredo**Coach:** CAROSINI Francisco (PAR)
FERRETI Fernando (BRA)

Match Report

Informe del partido / Relatório da partida

FIRST ROUND GROUP A - MATCH 2

Riocentro Pavilion 3B, Rio de Janeiro MON 23 JUL 2007 START TIME 8:15

CUB - PAR
1:2 (0:1)

CUB - Cuba

20
4
3
4
0
0
0
0
0
1
0
2

STATISTICS

Shots
Shots on Goal
Fouls
Corner Kicks
Free Kicks
Penalty Kicks
Double Penalties
Own Goals
Cautions (Yellow cards)
Expulsions (Red cards)
Timeouts

PAR - Paraguay

20
13
8
7
0
0
0
0
0
0
0
3

CUB - Cuba											
No.	Name	Pos	GF	GA	SG/S	PK	DP	Fouls		Y	R
								FC	FS		
1	CARBO Wilfredo (C)	GK		2							
3	ROMAN Isven	W			0/3			1		1	
7	RODRIGUEZ Yampier	D			1/1						
8	MESA Yosniel	W			0/5			1			
9	CHAPMAN Fernando	P			1/3			1			
Substitutes											
2	MARTINEZ Jhonnet Stalin	P			0/4						
4	OLIVERA Yulier	D	1		2/3						
5	MORALES Eduardo	W									
6	MADRIGAL Carlos	D									
10	PORTAL Juan Carlos	W									
11	SANAME Boris	W			0/1						
Totals			1	2	4/20			3		1	

PAR - Paraguay											
No.	Name	Pos	GF	GA	SG/S	PK	DP	Fouls		Y	R
								FC	FS		
12	ESPINOLA Carlos	GK		1							
2	SANTANDER Jose (C)	D	1		1/2			2			
6	JARA Oscar	W	1		1/1			1			
7	OSORIO Horacio	W			1/2			1			
9	ORTIZ Jose	P			4/4			1			
Substitutes											
3	ROMAN Z. Rodolfo I.	W			3/4			1			
4	LEÓN Andres B.	D									
8	RIVEROS Cesar	W									
10	ARAUJO Sergio	D			3/5			1			
11	ORTIZ Alfredo	P			0/2			1			
Totals			2	1	13/20			8			

Legend:

A	Absent	(C)	Captain	D	Defender	DP	Double Penalties
FC	Fouls Committed	FS	Fouls Suffered	FT	Full Time	GA	Goals Against
GF	Goals For	GK	Goalkeeper	HT	Half-time	I	Injured
N	Not eligible to play	P	Pivot	PK	Penalty Kicks (Goals/Shots)	Pos	Position
R	Expulsions (Red Cards)	SG/S	Shots on Goal/Shots	W	Wing	Y	Cautions (Yellow Cards)

**Riocentro Pavilion 3B**Riocentro Pabellón 3B
Riocentro Pavilhão 3B23 JUL 2007
16:30**Futsal**

Futsal / Futsal

Men

Hombres / Masculino

First Round

Primera Ronda / Primeira Rodada

Match Report

Informe del partido / Relatório da partida

FIRST ROUND GROUP B - MATCH 3

Riocentro Pavilion 3B, Rio de Janeiro MON 23 JUL 2007 START TIME 16:30

**USA - ARG
2:5 (1:2)****Match Officials:****Referee:** MARQUES Marco Antonio (BRA)
3rd Official: COELHO TELLES Gean (BRA)**Assistant Referee:** MAZO GOITIZOLO Vladimir (CUB)
Timekeeper: ROCUMBACK Joao (BRA)
General Coordinator: DE ANDRADE CARRIJO Antonio (BRA)**Match Commissioner:****Goals Scored:**

GARCIAS Hernan Jose (ARG) 9', BEASLEY Jamar (USA) 15', LUCUIX Matias Raul (ARG) 19', GONZALEZ Esteban Carlos (ARG) 24', HAMMES George Joseph (USA) 27', GONZALEZ Esteban Carlos (ARG) 31', PLANAS Leandro (ARG) 40'

USA - United States of America[12] PHILLIPS Brett (C - GK)
[2] BALL John
[3] BEASLEY Jamar
[9] MORRIS Patrick
[14] DAMBRA Don**ARG - Argentina**[12] ELIAS Santiago Daniel (GK)
[4] GIUSTOZZI Diego Raul
[5] SANCHEZ Carlos Florentino (C)
[8] GARCIAS Hernan Jose
[11] GONZALEZ Esteban Carlos**Substitutes:**[1] VORBERG Nick (GK)
[5] DENISON Cabral
[6] TSCHANTRET Pedro Ulysse
[13] STEWART Matthew
[15] TROY Dusesky
[16] TOVAR Enrique
[17] HAMMES George Joseph**Substitutes:**[1] MANDAYO Jose Norberto (GK)
[2] PLANAS Leandro
[3] COSTAS Jose Luis
[6] CUZZOLINO Leandro Esteban
[7] WILHELM Fernando Ariel
[9] AMAS Edgardo Martin
[10] LUCUIX Matias Raul**Coach:** KEITH Tozer (USA)**Coach:** LARRAÑAGA CUETOS Jose Fernando (ARG)**Cautions:**

DAMBRA Don (USA) 16', GIUSTOZZI Diego Raul (ARG) 16', SANCHEZ Carlos Florentino (ARG) 32'

Expulsions:

None

Match Report

Informe del partido / Relatório da partida

FIRST ROUND GROUP B - MATCH 3

Riocentro Pavilion 3B, Rio de Janeiro MON 23 JUL 2007 START TIME 16:30

USA - ARG
2:5 (1:2)

USA - United States of America

17
10
7
4
1
0
0
0
1
0
2

STATISTICS

Shots
Shots on Goal
Fouls
Corner Kicks
Free Kicks
Penalty Kicks
Double Penalties
Own Goals
Cautions (Yellow cards)
Expulsions (Red cards)
Timeouts

ARG - Argentina

21
15
6
6
1
0
0
0
2
0
1

USA - United States of America											
No.	Name	Pos	GF	GA	SG/S	PK	DP	Fouls		Y	R
								FC	FS		
12	PHILLIPS Brett (C)	GK		5							
2	BALL John	W			1/5						
3	BEASLEY Jamar	W	1		1/1			1			
9	MORRIS Patrick	D			0/2			2			
14	DAMBRA Don	P			2/2					1	
Substitutes											
5	DENISON Cabral	W			3/3						
6	TSCHANTRET Pedro Ulysse	P			1/1			2			
13	STEWART Matthew	W									
15	TROY Dusesky	D			0/1			1			
16	TOVAR Enrique	P			1/1						
17	HAMMES George Joseph	D	1		1/1			1			
Totals			2	5	10/17			7		1	

ARG - Argentina											
No.	Name	Pos	GF	GA	SG/S	PK	DP	Fouls		Y	R
								FC	FS		
12	ELIAS Santiago Daniel	GK		2							
4	GIUSTOZZI Diego Raul	D			4/5					1	
5	SANCHEZ Carlos Florentino (C)	D			1/1			1		1	
8	GARCIA Hernandez Jose	W	1		3/3			1			
11	GONZALEZ Esteban Carlos	P	2		3/3						
Substitutes											
2	PLANAS Leandro	D	1		1/1			1			
3	COSTAS Jose Luis	W									
6	CUZZOLINO Leandro Esteban	W									
7	WILHELM Fernando Ariel	P			1/2						
9	AMAS Edgardo Martin	W						2			
10	LUCUIX Matias Raul	W	1		2/6			1			
Totals			5	2	15/21			6		2	

Legend:

A	Absent	(C)	Captain	D	Defender	DP	Double Penalties
FC	Fouls Committed	FS	Fouls Suffered	FT	Full Time	GA	Goals Against
GF	Goals For	GK	Goalkeeper	HT	Half-time	I	Injured
N	Not eligible to play	P	Pivot	PK	Penalty Kicks (Goals/Shots)	Pos	Position
R	Expulsions (Red Cards)	SG/S	Shots on Goal/Shots	W	Wing	Y	Cautions (Yellow Cards)

**Riocentro Pavilion 3B**Riocentro Pabellón 3B
Riocentro Pavilhão 3B23 JUL 2007
14:30**Futsal**

Futsal / Futsal

Men

Hombres / Masculino

First Round

Primera Ronda / Primeira Rodada

Match Report

Informe del partido / Relatório da partida

FIRST ROUND GROUP B - MATCH 4

Riocentro Pavilion 3B, Rio de Janeiro MON 23 JUL 2007 START TIME 14:30

**ECU - CRC
4:6 (3:2)****Match Officials:****Referee:**

GOULART Tales Ferreira (BRA)

3rd Official:

VALIENTE Nestor F. (PAR)

Match Commissioner:**Assistant Referee:**

STEIN BRECHANE Sandro (BRA)

Timekeeper:

JERONIMO Rogerio (BRA)

General Coordinator:

DE ANDRADE CARRIJO Antonio (BRA)

Goals Scored:

COLINDRES Daniel (CRC) 7', DIEGO Macias (ECU) 9', DIEGO Macias (ECU) 12', MOYANO Carlos (ECU) 14', QUIROS Jonathan (CRC) 16', VINDAS Adonay (CRC) 23', DIEGO Macias (ECU) 29', COLINDRES Daniel (CRC) 29', AGUILAR Danny (CRC) 31', VINDAS Adonay (CRC) 40'

ECU - Ecuador[1] GARCIA Christian (GK)
[5] MIRANDA Erick
[7] ORDOÑEZ Gabriel
[8] DELGADO Johnny
[10] GARCIA Pedro (C)**CRC - Costa Rica**[12] REY Randall (GK)
[5] AGUILAR Danny
[8] MONTOYA Yanan
[9] CARVAJAL Marco
[11] MENDEZ Julio**Substitutes:**[2] DIEGO Macias
[3] ORELLANA Jorge
[4] JUAN Delgado
[6] MOYANO Carlos
[9] GALARZA Carlos
[11] SOTOMAYOR Carlos
[12] ALCIVAR Washigton (GK)**Substitutes:**[1] HERRERA Didier (C - GK)
[2] COLINDRES Daniel
[3] QUIROS Jonathan
[4] PANIAGUA Alejandro
[6] CÓRDOBA Michael
[7] RUIZ Jefryd
[10] VINDAS Adonay**Coach:** BANGUERA Francisco (ECU)**Coach:** SOLÍS Diego (CRC)**Cautions:**

COLINDRES Daniel (CRC) 14', GARCIA Christian (ECU) 15', ORDOÑEZ Gabriel (ECU) 32', MOYANO Carlos (ECU) 37'

Expulsions:

None

Match Report

Informe del partido / Relatório da partida

FIRST ROUND GROUP B - MATCH 4

Riocentro Pavilion 3B, Rio de Janeiro MON 23 JUL 2007 START TIME 14:30

ECU - CRC
4:6 (3:2)

ECU - Ecuador

23
16
5
7
0
0
0
0
0
3
0
2

STATISTICS

Shots
Shots on Goal
Fouls
Corner Kicks
Free Kicks
Penalty Kicks
Double Penalties
Own Goals
Cautions (Yellow cards)
Expulsions (Red cards)
Timeouts

CRC - Costa Rica

32
17
10
7
0
0
0
0
1
0
1

ECU - Ecuador											
No.	Name	Pos	GF	GA	SG/S	PK	DP	Fouls		Y	R
								FC	FS		
1	GARCIA Christian	GK		6						1	
5	MIRANDA Erick	P			0/1						
7	ORDONEZ Gabriel	P			2/3			1		1	
8	DELGADO Johnny	W			1/1						
10	GARCIA Pedro (C)	D			1/1			2			
Substitutes											
2	DIEGO Macias	W	3		5/6						
3	ORELLANA Jorge	W			0/1						
4	JUAN Delgado	W			0/1						
6	MOYANO Carlos	P	1		2/4			1		1	
9	GALARZA Carlos	W			5/5			1			
11	SOTOMAYOR Carlos	P									
Totals			4	6	16/23			5		3	

CRC - Costa Rica											
No.	Name	Pos	GF	GA	SG/S	PK	DP	Fouls		Y	R
								FC	FS		
12	REY Randall	GK		4							
5	AGUILAR Danny	W	1		2/3						
8	MONTOYA Yanan	W			0/4			2			
9	CARVAJAL Marco	W			1/4			1			
11	MENDEZ Julio	P			4/5						
Substitutes											
2	COLINDRES Daniel	D	2		4/5			3		1	
3	QUIROS Jonathan	W	1		1/1						
4	PANIAGUA Alejandro	W						1			
6	CORDOBA Michael	P			1/1						
7	RUIZ Jefryd	P			1/2			3			
10	VINDAS Adonay	W	2		3/7						
Totals			6	4	17/32			10		1	

Legend:

A	Absent	(C)	Captain	D	Defender	DP	Double Penalties
FC	Fouls Committed	FS	Fouls Suffered	FT	Full Time	GA	Goals Against
GF	Goals For	GK	Goalkeeper	HT	Half-time	I	Injured
N	Not eligible to play	P	Pivot	PK	Penalty Kicks (Goals/Shots)	Pos	Position
R	Expulsions (Red Cards)	SG/S	Shots on Goal/Shots	W	Wing	Y	Cautions (Yellow Cards)

**Riocentro Pavilion 3B**Riocentro Pabellón 3B
Riocentro Pavilhão 3B24 JUL 2007
10:15**Futsal**

Futsal / Futsal

Men

Hombres / Masculino

First Round

Primera Ronda / Primeira Rodada

Match Report

Informe del partido / Relatório da partida

FIRST ROUND GROUP A - MATCH 5

Riocentro Pavilion 3B, Rio de Janeiro TUE 24 JUL 2007 START TIME 10:15

**CUB - BRA
0:8 (0:5)****Match Officials:****Referee:** KRNAC Jason Edward (USA)
3rd Official: MAZO GOITIZOLO Vladimir (CUB)
Match Commissioner:**Assistant Referee:** SACARELO PINTOS Alvaro (URU)
Timekeeper: JERONIMO Rogerio (BRA)
General Coordinator: FIGUEREDO Eugenio (URU)**Goals Scored:**VIEIRA Alessandro (Falcão) (BRA) 3', TEIXEIRA Vinícius (Vinícius) (BRA) 8', DIAS Gabriel (Gabriel) (BRA) 13',
VIEIRA Alessandro (Falcão) (BRA) 14', DOMINGUES Dovenir (Neto) (BRA) 16', SANTOS Marco (Marquinho) (BRA) 23',
VIEIRA Alessandro (Falcão) (BRA) 32', SIMI Leandro (Simi) (BRA) 38'**CUB - Cuba**[1] CARBO Wilfredo (C - GK)
[3] ROMAN Isven
[7] RODRIGUEZ Yampier
[8] MESA Yosniel
[9] CHAPMAN Fernando**Substitutes:**[2] MARTINEZ Jhonnet Stalin
[4] OLIVERA Yulier
[5] MORALES Eduardo
[6] MADRIGAL Carlos
[10] PORTAL Juan Carlos
[11] SANAME Boris
[12] LOPEZ Pedro Francisco (GK)**Coach:** VALDES Eddys Jesus (CUB)**Cautions:**

RODRIGUEZ Yampier (CUB) 33'

Expulsions:

None

BRA - Brazil[1] ALVES Rogério (Rogério) (GK)
[5] BRITO Jefferson (Ciço)
[7] TEIXEIRA Vinícius (Vinícius) (C)
[11] SANTOS Marco (Marquinho)
[12] VIEIRA Alessandro (Falcão)**Substitutes:**[2] MARINHO Tiago (Tiago) (GK)
[4] DOMINGUES Dovenir (Neto)
[6] DIAS Gabriel (Gabriel)
[8] SIMI Leandro (Simi)
[9] SILVA Adalberto (Betão)
[10] JUNIOR Lenísio (Lenísio)
[13] CARVALHO João (Valdin)**Coach:** OLIVEIRA Paulo (BRA)

Match Report

Informe del partido / Relatório da partida

FIRST ROUND GROUP A - MATCH 5

Riocentro Pavilion 3B, Rio de Janeiro TUE 24 JUL 2007 START TIME 10:15

CUB - BRA 0:8 (0:5)

CUB - Cuba	STATISTICS	BRA - Brazil
11	Shots	44
4	Shots on Goal	27
4	Fouls	8
6	Corner Kicks	8
1	Free Kicks	0
0	Penalty Kicks	0
0	Double Penalties	0
0	Own Goals	0
1	Cautions (Yellow cards)	0
0	Expulsions (Red cards)	0
0	Timeouts	1

CUB - Cuba											
No.	Name	Pos	GF	GA	SG/S	PK	DP	Fouls		Y	R
								FC	FS		
1	CARBO Wilfredo (C)	GK		7							
3	ROMAN Isven	W									
7	RODRIGUEZ Yampier	D						1		1	
8	MESA Yosniel	W			0/2			1			
9	CHAPMAN Fernando	P									
Substitutes											
2	MARTINEZ Jhonnet Stalin	P			1/2						
4	OLIVERA Yulier	D			2/4			2			
5	MORALES Eduardo	W			1/1						
6	MADRIGAL Carlos	D			0/2						
10	PORTAL Juan Carlos	W									
11	SANAME Boris	W									
12	LOPEZ Pedro Francisco	GK		1							
Totals				8	4/11			4		1	

BRA - Brazil											
No.	Name	Pos	GF	GA	SG/S	PK	DP	Fouls		Y	R
								FC	FS		
1	ALVES Rogério (Rogério)	GK									
5	BRITO Jefferson (Cico)	D			1/6						
7	TEIXEIRA Vinicius (Vinicius) (C)	W	1		2/4			3			
11	SANTOS Marco (Marquinho)	W	1		2/3			2			
12	VIEIRA Alessandro (Falcão)	W	3		9/13						
Substitutes											
4	DOMINGUES Dovenir (Neto)	D	1		2/2						
6	DÍAS Gabriel (Gabriel)	W	1		2/2			1			
8	SIMI Leandro (Simi)	W	1		1/1						
9	SILVA Adalberto (Betão)	P			6/11			2			
10	JUNIOR Lenísio (Lenísio)	P									
13	CARVALHO João (Valdin)	W			2/2						
Totals			8		27/44			8			

Legend:

A	Absent	(C)	Captain	D	Defender	DP	Double Penalties
FC	Fouls Committed	FS	Fouls Suffered	FT	Full Time	GA	Goals Against
GF	Goals For	GK	Goalkeeper	HT	Half-time	I	Injured
N	Not eligible to play	P	Pivot	PK	Penalty Kicks (Goals/Shots)	Pos	Position
R	Expulsions (Red Cards)	SG/S	Shots on Goal/Shots	W	Wing	Y	Cautions (Yellow Cards)

**Riocentro Pavilion 3B**Riocentro Pabellón 3B
Riocentro Pavilhão 3B24 JUL 2007
8:15**Futsal**

Futsal / Futsal

Men

Hombres / Masculino

First Round

Primera Ronda / Primeira Rodada

Match Report

Informe del partido / Relatório da partida

FIRST ROUND GROUP A - MATCH 6

Riocentro Pavilion 3B, Rio de Janeiro TUE 24 JUL 2007 START TIME 8:15

**PAR - GUA
2:1 (2:1)****Match Officials:****Referee:** MAZO GOITIZOLO Vladimir (CUB)**3rd Official:** MARQUES Marco Antonio (BRA)**Match Commissioner:****Assistant Referee:** GHIBUADI Sergio Javier (ARG)**Timekeeper:** ROCUMBACK Joao (BRA)**General Coordinator:** DE ANDRADE CARRIJO Antonio (BRA)**Goals Scored:**

ORTIZ Jose (PAR) 1', CORONADO Erick (GUA) 3', ORTIZ Jose (PAR) 5'

PAR - Paraguay[12] ESPINOLA Carlos (GK)
[2] SANTANDER Jose (C)
[6] JARA Oscar
[7] OSORIO Horacio
[9] ORTIZ Jose**GUA - Guatemala**[1] MERIDA Carlos (GK)
[6] NOJ Marlon
[7] CORONADO Erick
[10] ACEVEDO Erick (C)
[13] de LEON Estuardo**Substitutes:**[1] BRITEZ Carlos (GK)
[3] ROMAN Z. Rodolfo I.
[4] LEÓN Andres B.
[5] ACUÑA Cristian R. (GK)
[8] RIVEROS Cesar
[10] ARAUJO Sergio
[11] ORTIZ Alfredo**Substitutes:**[3] GONZALEZ Jose Rafael
[4] CORONADO DIAS Alvaro
[5] ARISTONDO Manuel
[9] ESTRADA Eduardo
[11] ORTIZ Jaime
[12] RAMIREZ QUIÑONEZ William (GK)
[14] PAREDES Oliver**Coach:** FERRETI Fernando (BRA)**Coach:** ESTRADA Eduardo (GUA)**Cautions:**

GONZALEZ Jose Rafael (GUA) 18', MERIDA Carlos (GUA) 34'

Expulsions:

None

Match Report

Informe del partido / Relatório da partida

FIRST ROUND GROUP A - MATCH 6

Riocentro Pavilion 3B, Rio de Janeiro TUE 24 JUL 2007 START TIME 8:15

PAR - GUA
2:1 (2:1)
PAR - Paraguay

 25
15
7
11
0
1
0
0
0
0
0
2

STATISTICS

 Shots
Shots on Goal
Fouls
Corner Kicks
Free Kicks
Penalty Kicks
Double Penalties
Own Goals
Cautions (Yellow cards)
Expulsions (Red cards)
Timeouts

GUA - Guatemala

 19
8
6
7
2
0
0
0
2
0
2

PAR - Paraguay											
No.	Name	Pos	GF	GA	SG/S	PK	DP	Fouls		Y	R
								FC	FS		
12	ESPINOLA Carlos	GK		1	0/1						
2	SANTANDER Jose (C)	D			1/3						
6	JARA Oscar	W			1/1						
7	OSORIO Horacio	W						1			
9	ORTIZ Jose	P	2		4/6			1			
Substitutes											
3	ROMAN Z. Rodolfo I.	W			2/2						
4	LEON Andres B.	D			1/2			1			
8	RIVEROS Cesar	W			5/6			2			
10	ARAUJO Sergio	D				0/1					
11	ORTIZ Alfredo	P			1/3			2			
Totals			2	1	15/25	0/1		7			

GUA - Guatemala											
No.	Name	Pos	GF	GA	SG/S	PK	DP	Fouls		Y	R
								FC	FS		
1	MERIDA Carlos	GK		2						1	
6	NOJ Marlon	D									
7	CORONADO Erick	P	1		1/3						
10	ACEVEDO Erick (C)	W			2/2			1			
13	de LEON Estuardo	W			2/7			3			
Substitutes											
3	GONZALEZ Jose Rafael	D			2/5			1		1	
4	CORONADO DIAS Alvaro	W									
5	ARISTONDO Manuel	W			1/1			1			
9	ESTRADA Eduardo	P			0/1						
11	ORTIZ Jaime	D									
14	PAREDES Oliver	W									
Totals			1	2	8/19			6		2	

Legend:

A	Absent	(C)	Captain	D	Defender	DP	Double Penalties
FC	Fouls Committed	FS	Fouls Suffered	FT	Full Time	GA	Goals Against
GF	Goals For	GK	Goalkeeper	HT	Half-time	I	Injured
N	Not eligible to play	P	Pivot	PK	Penalty Kicks (Goals/Shots)	Pos	Position
R	Expulsions (Red Cards)	SG/S	Shots on Goal/Shots	W	Wing	Y	Cautions (Yellow Cards)

**Riocentro Pavilion 3B**Riocentro Pabellón 3B
Riocentro Pavilhão 3B24 JUL 2007
16:30**Futsal**

Futsal / Futsal

Men

Hombres / Masculino

First Round

Primera Ronda / Primeira Rodada

Match Report

Informe del partido / Relatório da partida

FIRST ROUND GROUP B - MATCH 7

Riocentro Pavilion 3B, Rio de Janeiro TUE 24 JUL 2007 START TIME 16:30

ECU - USA
3:3 (2:2)**Match Officials:****Referee:** STEIN BRECHANE Sandro (BRA)**3rd Official:** MARQUES Marco Antonio (BRA)**Match Commissioner:****Assistant Referee:** VALIENTE Nestor F. (PAR)**Timekeeper:** DA SILVA Denilton (BRA)**General Coordinator:** DE ANDRADE CARRIJO Antonio (BRA)**Goals Scored:**

ORDOÑEZ Gabriel (ECU) 5', DAMBRA Don (USA) 12', STEWART Matthew (USA) 15', ORELLANA Jorge (ECU) 16', GALARZA Carlos (ECU) 36', DENISON Cabral (USA) 38' penalty goal

ECU - Ecuador[12] ALCIVAR Washigton (GK)
[2] DIEGO Macias (C)
[5] MIRANDA Erick
[7] ORDOÑEZ Gabriel
[10] GARCIA Pedro**Substitutes:**[1] GARCIA Christian (GK)
[3] ORELLANA Jorge
[4] JUAN Delgado
[6] MOYANO Carlos
[8] DELGADO Johnny
[9] GALARZA Carlos
[11] SOTOMAYOR Carlos**Coach:** BANGUERA Francisco (ECU)**USA - United States of America**[1] VORBERG Nick (GK)
[2] BALL John
[3] BEASLEY Jamar
[9] MORRIS Patrick
[14] DAMBRA Don**Substitutes:**[5] DENISON Cabral
[6] TSCHANTRET Pedro Ulysse
[12] PHILLIPS Brett (C - GK)
[13] STEWART Matthew
[15] TROY Dusesky
[16] TOVAR Enrique
[17] HAMMES George Joseph**Coach:** KEITH Tozer (USA)**Cautions:**

DIEGO Macias (ECU) 12', BALL John (USA) 18', SOTOMAYOR Carlos (ECU) 34', DAMBRA Don (USA) 36', ALCIVAR Washigton (ECU) 40', GARCIA Pedro (ECU) 40', GALARZA Carlos (ECU) 40'

Expulsions:

None

Match Report

Informe del partido / Relatório da partida

FIRST ROUND GROUP B - MATCH 7

Riocentro Pavilion 3B, Rio de Janeiro TUE 24 JUL 2007 START TIME 16:30

ECU - USA
3:3 (2:2)

ECU - Ecuador

34
13
10
7
0
0
1
0
5
0
2

STATISTICS

Shots
Shots on Goal
Fouls
Corner Kicks
Free Kicks
Penalty Kicks
Double Penalties
Own Goals
Cautions (Yellow cards)
Expulsions (Red cards)
Timeouts

USA - United States of America

20
13
7
10
3
1
0
0
2
0
2

ECU - Ecuador											
No.	Name	Pos	GF	GA	SG/S	PK	DP	Fouls		Y	R
								FC	FS		
12	ALCIVAR Washigton	GK		3	0/1			2		1	
2	DIEGO Macias (C)	W			2/7		0/1	2		1	
5	MIRANDA Erick	P			0/1						
7	ORDONEZ Gabriel	P	1		3/5						
10	GARCIA Pedro	D			2/3					1	
Substitutes											
3	ORELLANA Jorge	W	1		1/2						
4	JUAN Delgado	W						1			
6	MOYANO Carlos	P			2/6			2			
8	DELGADO Johnny	W			1/3			1			
9	GALARZA Carlos	W	1		2/5					1	
11	SOTOMAYOR Carlos	P			0/1			2		1	
Totals			3	3	13/34		0/1	10		5	

USA - United States of America											
No.	Name	Pos	GF	GA	SG/S	PK	DP	Fouls		Y	R
								FC	FS		
1	VORBERG Nick	GK		3							
2	BALL John	W			2/4					1	
3	BEASLEY Jamar	W						1			
9	MORRIS Patrick	D			4/4						
14	DAMBRA Don	P	1		1/1			1		1	
Substitutes											
5	DENISON Cabral	W	1		4/5	1/1		1			
6	TSCHANTRET Pedro Ulysse	P			0/1			2			
13	STEWART Matthew	W	1		1/1						
15	TROY Dusesky	D			0/1						
16	TOVAR Enrique	P			0/1			1			
17	HAMMES George Joseph	D			1/2			1			
Totals			3	3	13/20	1/1		7		2	

Legend:

A	Absent	(C)	Captain	D	Defender	DP	Double Penalties
FC	Fouls Committed	FS	Fouls Suffered	FT	Full Time	GA	Goals Against
GF	Goals For	GK	Goalkeeper	HT	Half-time	I	Injured
N	Not eligible to play	P	Pivot	PK	Penalty Kicks (Goals/Shots)	Pos	Position
R	Expulsions (Red Cards)	SG/S	Shots on Goal/Shots	W	Wing	Y	Cautions (Yellow Cards)

**Riocentro Pavilion 3B**Riocentro Pabellón 3B
Riocentro Pavilhão 3B24 JUL 2007
14:30**Futsal**

Futsal / Futsal

Men

Hombres / Masculino

First Round

Primera Ronda / Primeira Rodada

Match Report

Informe del partido / Relatório da partida

FIRST ROUND GROUP B - MATCH 8

Riocentro Pavilion 3B, Rio de Janeiro TUE 24 JUL 2007 START TIME 14:30

**CRC - ARG
1:1 (0:0)****Match Officials:****Referee:** COELHO TELLES Gean (BRA)
3rd Official: MAZO GOITIZOLO Vladimir (CUB)
Match Commissioner:**Assistant Referee:** GOULART Tales Ferreira (BRA)
Timekeeper: BRAGATTO Adelmo Luiz (BRA)
General Coordinator: FISCH DE FIGUEIREDO Paraguassu (BRA)**Goals Scored:**

CÓRDOBA Michael (CRC) 31', LUCUIX Matias Raul (ARG) 36'

CRC - Costa Rica[1] HERRERA Didier (C - GK)
[8] MONTOYA Yanan
[9] CARVAJAL Marco
[10] VINDAS Adonay
[11] MENDEZ Julio**ARG - Argentina**[1] MANDAYO Jose Norberto (GK)
[4] GIUSTOZZI Diego Raul
[5] SANCHEZ Carlos Florentino (C)
[8] GARCIAS Hernan Jose
[11] GONZALEZ Esteban Carlos**Substitutes:**[2] COLINDRES Daniel
[3] QUIROS Jonathan
[4] PANIAGUA Alejandro
[5] AGUILAR Danny
[6] CÓRDOBA Michael
[7] RUIZ Jefryd
[12] REY Randall (GK)**Substitutes:**[2] PLANAS Leandro
[3] COSTAS Jose Luis
[6] CUZZOLINO Leandro Esteban
[7] WILHELM Fernando Ariel
[9] AMAS Edgardo Martin
[10] LUCUIX Matias Raul
[12] ELIAS Santiago Daniel (GK)**Coach:** CARLOS Quiros (CRC)**Coach:** LARRAÑAGA CUETOS Jose Fernando (ARG)**Cautions:**

GONZALEZ Esteban Carlos (ARG) 24', COLINDRES Daniel (CRC) 26', LUCUIX Matias Raul (ARG) 38', CÓRDOBA Michael (CRC) 38'

Expulsions:

None

Match Report

Informe del partido / Relatório da partida

FIRST ROUND GROUP B - MATCH 8

Riocentro Pavilion 3B, Rio de Janeiro TUE 24 JUL 2007 START TIME 14:30

CRC - ARG
1:1 (0:0)

CRC - Costa Rica

16
8
9
5
0
0
0
0
2
0
2

STATISTICS

Shots
Shots on Goal
Fouls
Corner Kicks
Free Kicks
Penalty Kicks
Double Penalties
Own Goals
Cautions (Yellow cards)
Expulsions (Red cards)
Timeouts

ARG - Argentina

21
12
6
8
0
0
0
0
2
0
0

CRC - Costa Rica											
No.	Name	Pos	GF	GA	SG/S	PK	DP	Fouls		Y	R
								FC	FS		
1	HERRERA Didier (C)	GK		1							
8	MONTOYA Yanan	W			2/4			1			
9	CARVAJAL Marco	W			0/2			1			
10	VINDAS Adonay	W			3/3						
11	MENDEZ Julio	P			2/2			1			
Substitutes											
2	COLINDRES Daniel	D			0/1			3		1	
3	QUIROS Jonathan	W			0/2						
4	PANIAGUA Alejandro	W			0/1			1			
5	AGUILAR Danny	W									
6	CÓRDOBA Michael	P	1		1/1			1		1	
7	RUIZ Jefryd	P						1			
12	REY Randall	GK									
Totals			1	1	8/16			9		2	

ARG - Argentina											
No.	Name	Pos	GF	GA	SG/S	PK	DP	Fouls		Y	R
								FC	FS		
1	MANDAYO Jose Norberto	GK		1							
4	GIUSTOZZI Diego Raul	D			0/2			1			
5	SANCHEZ Carlos Florentino (C)	D						1			
8	GARCIAS Hernan Jose	W									
11	GONZALEZ Esteban Carlos	P			2/3			2		1	
Substitutes											
2	PLANAS Leandro	D			1/2						
3	COSTAS Jose Luis	W									
6	CUZZOLINO Leandro Esteban	W			1/2						
7	WILHELM Fernando Ariel	P			2/3						
9	AMAS Edgardo Martin	W			4/6						
10	LUCUIX Matias Raul	W	1		2/3			2		1	
Totals			1	1	12/21			6		2	

Legend:

A	Absent	(C)	Captain	D	Defender	DP	Double Penalties
FC	Fouls Committed	FS	Fouls Suffered	FT	Full Time	GA	Goals Against
GF	Goals For	GK	Goalkeeper	HT	Half-time	I	Injured
N	Not eligible to play	P	Pivot	PK	Penalty Kicks (Goals/Shots)	Pos	Position
R	Expulsions (Red Cards)	SG/S	Shots on Goal/Shots	W	Wing	Y	Cautions (Yellow Cards)

**Riocentro Pavilion 3B**Riocentro Pabellón 3B
Riocentro Pavilhão 3B25 JUL 2007
10:15**Futsal**

Futsal / Futsal

Men

Hombres / Masculino

First Round

Primera Ronda / Primeira Rodada

Match Report

Informe del partido / Relatório da partida

FIRST ROUND GROUP A - MATCH 9

Riocentro Pavilion 3B, Rio de Janeiro WED 25 JUL 2007 START TIME 10:15

**BRA - PAR
2:0 (0:0)****Match Officials:****Referee:** SACARELO PINTOS Alvaro (URU)**3rd Official:** KRAC Jason Edward (USA)**Match Commissioner:****Assistant Referee:** GHIBUADI Sergio Javier (ARG)**Timekeeper:** DA SILVA Denilton (BRA)**General Coordinator:** FIGUEREDO Eugenio (URU)**Goals Scored:**

SANTOS Marco (Marquinho) (BRA) 24', DIAS Gabriel (Gabriel) (BRA) 33'

BRA - Brazil[1] ALVES Rogério (Rogério) (GK)
[5] BRITO Jefferson (Ciço)
[7] TEIXEIRA Vinícius (Vinícius) (C)
[11] SANTOS Marco (Marquinho)
[12] VIEIRA Alessandro (Falcão)**Substitutes:**[2] MARINHO Tiago (Tiago) (GK)
[4] DOMINGUES Dovenir (Neto)
[6] DIAS Gabriel (Gabriel)
[8] SIMI Leandro (Simi)
[9] SILVA Adalberto (Betão)
[10] JUNIOR Lenísio (Lenísio)
[13] CARVALHO João (Valdin)**Coach:** OLIVEIRA Paulo (BRA)**PAR - Paraguay**[12] ESPINOLA Carlos (GK)
[2] SANTANDER Jose (C)
[6] JARA Oscar
[7] OSORIO Horacio
[9] ORTIZ Jose**Substitutes:**[1] BRITEZ Carlos (GK)
[3] ROMAN Z. Rodolfo I.
[4] LEÓN Andres B.
[5] ACUÑA Cristian R. (GK)
[8] RIVEROS Cesar
[10] ARAUJO Sergio
[11] ORTIZ Alfredo**Coach:** FERRETI Fernando (BRA)**Cautions:**

OSORIO Horacio (PAR) 34', DOMINGUES Dovenir (Neto) (BRA) 34', ARAUJO Sergio (PAR) 35', SANTANDER Jose (PAR) 35'

Expulsions:

None

Match Report

Informe del partido / Relatório da partida

FIRST ROUND GROUP A - MATCH 9

Riocentro Pavilion 3B, Rio de Janeiro WED 25 JUL 2007 START TIME 10:15

BRA - PAR
2:0 (0:0)
BRA - Brazil
STATISTICS
PAR - Paraguay

37	Shots	12
21	Shots on Goal	6
7	Fouls	4
15	Corner Kicks	11
0	Free Kicks	1
0	Penalty Kicks	0
0	Double Penalties	0
0	Own Goals	0
1	Cautions (Yellow cards)	3
0	Expulsions (Red cards)	0
1	Timeouts	1

BRA - Brazil											
No.	Name	Pos	GF	GA	SG/S	PK	DP	Fouls		Y	R
								FC	FS		
1	ALVES Rogério (Rogério)	GK									
5	BRITO Jefferson (Cico)	D			0/1			1			
7	TEIXEIRA Vinicius (Vinicius) (C)	W			1/5						
11	SANTOS Marco (Marquinho)	W	1		5/7			1			
12	VIEIRA Alessandro (Falcão)	W			7/12			1			
Substitutes											
4	DOMINGUES Dovenir (Neto)	D			1/3					1	
6	DÍAS Gabriel (Gabriel)	W	1		1/1						
8	SIMI Leandro (Simi)	W									
9	SILVA Adalberto (Betão)	P			5/7			4			
10	JUNIOR Lenisio (Lenisio)	P									
13	CARVALHO João (Valdin)	W			1/1						
Totals			2		21/37			7		1	

PAR - Paraguay											
No.	Name	Pos	GF	GA	SG/S	PK	DP	Fouls		Y	R
								FC	FS		
12	ESPINOLA Carlos	GK		2							
2	SANTANDER Jose (C)	D			1/2			1		1	
6	JARA Oscar	W									
7	OSORIO Horacio	W			1/1					1	
9	ORTIZ Jose	P			2/3						
Substitutes											
3	ROMAN Z. Rodolfo I.	W			1/1						
4	LEÓN Andres B.	D						1			
8	RIVEROS Cesar	W			0/3			1			
10	ARAUJO Sergio	D			0/1			1		1	
11	ORTIZ Alfredo	P			1/1						
Totals				2	6/12			4		3	

Legend:

A	Absent	(C)	Captain	D	Defender	DP	Double Penalties
FC	Fouls Committed	FS	Fouls Suffered	FT	Full Time	GA	Goals Against
GF	Goals For	GK	Goalkeeper	HT	Half-time	I	Injured
N	Not eligible to play	P	Pivot	PK	Penalty Kicks (Goals/Shots)	Pos	Position
R	Expulsions (Red Cards)	SG/S	Shots on Goal/Shots	W	Wing	Y	Cautions (Yellow Cards)

**Riocentro Pavilion 3B**Riocentro Pabellón 3B
Riocentro Pavilhão 3B25 JUL 2007
8:15**Futsal**

Futsal / Futsal

Men

Hombres / Masculino

First Round

Primera Ronda / Primeira Rodada

Match Report

Informe del partido / Relatório da partida

FIRST ROUND GROUP A - MATCH 10

Riocentro Pavilion 3B, Rio de Janeiro WED 25 JUL 2007 START TIME 8:15

**GUA - CUB
0:4 (0:0)****Match Officials:****Referee:** GOULART Tales Ferreira (BRA)
3rd Official: STEIN BRECHANE Sandro (BRA)
Match Commissioner:**Assistant Referee:** KRNAC Jason Edward (USA)
Timekeeper: BRAGATTO Adelmo Luiz (BRA)
General Coordinator: DE ANDRADE CARRIJO Antonio (BRA)**Goals Scored:**

MARTINEZ Jhonnet Stalin (CUB) 28', MESA Yosniel (CUB) 30', MESA Yosniel (CUB) 30', RODRIGUEZ Yampier (CUB) 38'

GUA - Guatemala[1] MERIDA Carlos (GK)
[3] GONZALEZ Jose Rafael
[7] CORONADO Erick
[10] ACEVEDO Erick (C)
[13] de LEON Estuardo**CUB - Cuba**[1] CARBO Wilfredo (C - GK)
[3] ROMAN Isven
[7] RODRIGUEZ Yampier
[8] MESA Yosniel
[9] CHAPMAN Fernando**Substitutes:**[4] CORONADO DIAS Alvaro
[5] ARISTONDO Manuel
[6] NOJ Marlon
[9] ESTRADA Eduardo
[11] ORTIZ Jaime
[12] RAMIREZ QUIÑONEZ William (GK)
[14] PAREDES Oliver**Substitutes:**[2] MARTINEZ Jhonnet Stalin
[4] OLIVERA Yulier
[5] MORALES Eduardo
[6] MADRIGAL Carlos
[10] PORTAL Juan Carlos
[11] SANAME Boris
[12] LOPEZ Pedro Francisco (GK)**Coach:** ESTRADA Eduardo (GUA)**Coach:** VALDES Eddys Jesus (CUB)**Cautions:**

CORONADO Erick (GUA) 28', OLIVERA Yulier (CUB) 29'

Expulsions:

None

Match Report

Informe del partido / Relatório da partida

FIRST ROUND GROUP A - MATCH 10

Riocentro Pavilion 3B, Rio de Janeiro WED 25 JUL 2007 START TIME 8:15

GUA - CUB 0:4 (0:0)

GUA - Guatemala

 24
9
8
8
0
0
0
0
0
1
0
1

STATISTICS

 Shots
Shots on Goal
Fouls
Corner Kicks
Free Kicks
Penalty Kicks
Double Penalties
Own Goals
Cautions (Yellow cards)
Expulsions (Red cards)
Timeouts

CUB - Cuba

 20
10
9
4
1
0
0
0
1
0
1

GUA - Guatemala											
No.	Name	Pos	GF	GA	SG/S	PK	DP	Fouls		Y	R
								FC	FS		
1	MERIDA Carlos	GK		3	0/3						
3	GONZALEZ Jose Rafael	D			1/3			1			
7	CORONADO Erick	P			1/3			3		1	
10	ACEVEDO Erick (C)	W			2/3						
13	de LEON Estuardo	W			1/2			1			
Substitutes											
4	CORONADO DIAS Alvaro	W			0/2						
5	ARISTONDO Manuel	W			3/4			2			
6	NOJ Marlon	D			0/3						
9	ESTRADA Eduardo	P									
11	ORTIZ Jaime	D						1			
12	RAMIREZ QUINONEZ William	GK		1							
14	PAREDES Oliver	W			1/1						
Totals				4	9/24			8		1	

CUB - Cuba											
No.	Name	Pos	GF	GA	SG/S	PK	DP	Fouls		Y	R
								FC	FS		
1	CARBO Wilfredo (C)	GK									
3	ROMAN Isven	W			2/3						
7	RODRIGUEZ Yampier	D	1		2/5			2			
8	MESA Yosniel	W	2		3/3						
9	CHAPMAN Fernando	P			1/2			2			
Substitutes											
2	MARTINEZ Jhonnet Stalin	P	1		1/1			2			
4	OLIVERA Yulier	D			1/3			2		1	
5	MORALES Eduardo	W			0/1			1			
6	MADRIGAL Carlos	D									
10	PORTAL Juan Carlos	W			0/1						
11	SANAME Boris	W			0/1						
Totals			4		10/20			9		1	

Legend:

A	Absent	(C)	Captain	D	Defender	DP	Double Penalties
FC	Fouls Committed	FS	Fouls Suffered	FT	Full Time	GA	Goals Against
GF	Goals For	GK	Goalkeeper	HT	Half-time	I	Injured
N	Not eligible to play	P	Pivot	PK	Penalty Kicks (Goals/Shots)	Pos	Position
R	Expulsions (Red Cards)	SG/S	Shots on Goal/Shots	W	Wing	Y	Cautions (Yellow Cards)

**Riocentro Pavilion 3B**Riocentro Pabellón 3B
Riocentro Pavilhão 3B25 JUL 2007
14:30**Futsal**

Futsal / Futsal

Men

Hombres / Masculino

First Round

Primera Ronda / Primeira Rodada

Match Report

Informe del partido / Relatório da partida

FIRST ROUND GROUP B - MATCH 11

Riocentro Pavilion 3B, Rio de Janeiro WED 25 JUL 2007 START TIME 14:30

**USA - CRC
6:5 (1:0)****Match Officials:****Referee:** VALIENTE Nestor F. (PAR)
3rd Official: STEIN BRECHANE Sandro (BRA)
Match Commissioner:**Assistant Referee:** COELHO TELLES Gean (BRA)
Timekeeper: ROCUMBACK Joao (BRA)
General Coordinator: FISCH DE FIGUEIREDO Paraguassu (BRA)**Goals Scored:**

MORRIS Patrick (USA) 4', RUIZ Jefryd (CRC) 22', STEWART Matthew (USA) 29', HAMMES George Joseph (USA) 31', DENISON Cabral (USA) 32', RUIZ Jefryd (CRC) 34' double penalty goal, VINDAS Adonay (CRC) 35', PANIAGUA Alejandro (CRC) 37', VINDAS Adonay (CRC) 38', STEWART Matthew (USA) 40', DENISON Cabral (USA) 40'

USA - United States of America[12] PHILLIPS Brett (C - GK)
[2] BALL John
[3] BEASLEY Jamar
[6] TSCHANTRET Pedro Ulysse
[9] MORRIS Patrick**Substitutes:**[1] VORBERG Nick (GK)
[5] DENISON Cabral
[13] STEWART Matthew
[14] DAMBRA Don
[15] TROY Dusesky
[16] TOVAR Enrique
[17] HAMMES George Joseph**Coach:** KEITH Tozer (USA)**CRC - Costa Rica**[1] HERRERA Didier (C - GK)
[7] RUIZ Jefryd
[8] MONTOYA Yanan
[9] CARVAJAL Marco
[11] MENDEZ Julio**Substitutes:**[2] COLINDRES Daniel
[3] QUIROS Jonathan
[4] PANIAGUA Alejandro
[5] AGUILAR Danny
[6] CÓRDOBA Michael
[10] VINDAS Adonay
[12] REY Randall (GK)**Coach:** CARLOS Quiros (CRC)**Cautions:**

MONTOYA Yanan (CRC) 25', MORRIS Patrick (USA) 25', TOVAR Enrique (USA) 28', TROY Dusesky (USA) 37', CÓRDOBA Michael (CRC) 38'

Expulsions:

None

Match Report

Informe del partido / Relatório da partida

FIRST ROUND GROUP B - MATCH 11

Riocentro Pavilion 3B, Rio de Janeiro WED 25 JUL 2007 START TIME 14:30

USA - CRC
6:5 (1:0)

USA - United States of America

22
14
13
8
0
0
0
0
0
3
0
2

STATISTICS

Shots
Shots on Goal
Fouls
Corner Kicks
Free Kicks
Penalty Kicks
Double Penalties
Own Goals
Cautions (Yellow cards)
Expulsions (Red cards)
Timeouts

CRC - Costa Rica

30
17
10
5
0
0
3
0
2
0
2

USA - United States of America											
No.	Name	Pos	GF	GA	SG/S	PK	DP	Fouls		Y	R
								FC	FS		
12	PHILLIPS Brett (C)	GK		4	1/1			1			
2	BALL John	W			1/2			1			
3	BEASLEY Jamar	W			1/3			1			
6	TSCHANTRET Pedro Ulysse	P									
9	MORRIS Patrick	D	1		1/2			2		1	
Substitutes											
5	DENISON Cabral	W	2		4/4						
13	STEWART Matthew	W	2		3/4			1			
14	DAMBRA Don	P									
15	TROY Dusesky	D			0/1		2			1	
16	TOVAR Enrique	P			1/1		5			1	
17	HAMMES George Joseph	D	1		2/3						
Totals			6	4	14/22			13		3	

CRC - Costa Rica											
No.	Name	Pos	GF	GA	SG/S	PK	DP	Fouls		Y	R
								FC	FS		
1	HERRERA Didier (C)	GK		4	1/2						
7	RUIZ Jefryd	P	2		3/6		1/2	3			
8	MONTOYA Yanan	W			3/5					1	
9	CARVAJAL Marco	W						2			
11	MENDEZ Julio	P			1/3		0/1	1			
Substitutes											
2	COLINDRES Daniel	D									
3	QUIROS Jonathan	W			1/1						
4	PANIAGUA Alejandro	W	1		1/2						
5	AGUILAR Danny	W			1/1			2			
6	CORDOBA Michael	P			2/3					1	
10	VINDAS Adonay	W	2		4/7			2			
12	REY Randall	GK		2							
Totals			5	6	17/30		1/3	10		2	

Legend:

A	Absent	(C)	Captain	D	Defender	DP	Double Penalties
FC	Fouls Committed	FS	Fouls Suffered	FT	Full Time	GA	Goals Against
GF	Goals For	GK	Goalkeeper	HT	Half-time	I	Injured
N	Not eligible to play	P	Pivot	PK	Penalty Kicks (Goals/Shots)	Pos	Position
R	Expulsions (Red Cards)	SG/S	Shots on Goal/Shots	W	Wing	Y	Cautions (Yellow Cards)

**Riocentro Pavilion 3B**Riocentro Pabellón 3B
Riocentro Pavilhão 3B25 JUL 2007
16:30**Futsal**

Futsal / Futsal

Men

Hombres / Masculino

First Round

Primera Ronda / Primeira Rodada

Match Report

Informe del partido / Relatório da partida

FIRST ROUND GROUP B - MATCH 12

Riocentro Pavilion 3B, Rio de Janeiro WED 25 JUL 2007 START TIME 16:30

**ARG - ECU
5:0 (2:0)****Match Officials:****Referee:** MARQUES Marco Antonio (BRA)**3rd Official:** GOULART Tales Ferreira (BRA)**Match Commissioner:****Assistant Referee:** MAZO GOITIZOLO Vladimir (CUB)**Timekeeper:** JERONIMO Rogerio (BRA)**General Coordinator:** DE ANDRADE CARRIJO Antonio (BRA)**Goals Scored:**

PLANAS Leandro (ARG) 6', CUZZOLINO Leandro Esteban (ARG) 16', CUZZOLINO Leandro Esteban (ARG) 21', ELIAS Santiago Daniel (ARG) 35', CUZZOLINO Leandro Esteban (ARG) 40'

ARG - Argentina[12] ELIAS Santiago Daniel (GK)
[4] GIUSTOZZI Diego Raul
[5] SANCHEZ Carlos Florentino (C)
[8] GARCIA Hernan Jose
[11] GONZALEZ Esteban Carlos**ECU - Ecuador**[12] ALCIVAR Washigton (GK)
[2] DIEGO Macias
[5] MIRANDA Erick
[7] ORDÓÑEZ Gabriel
[10] GARCIA Pedro (C)**Substitutes:**[1] MANDAYO Jose Norberto (GK)
[2] PLANAS Leandro
[3] COSTAS Jose Luis
[6] CUZZOLINO Leandro Esteban
[7] WILHELM Fernando Ariel
[9] AMAS Edgardo Martin
[10] LUCUIX Matias Raul**Substitutes:**[1] GARCIA Christian (GK)
[3] ORELLANA Jorge
[4] JUAN Delgado
[6] MOYANO Carlos
[8] DELGADO Johnny
[9] GALARZA Carlos
[11] SOTOMAYOR Carlos**Coach:** LARRAÑAGA CUETOS Jose Fernando (ARG)**Coach:** BANGUERA Francisco (ECU)**Cautions:**

None

Expulsions:

None

Match Report

Informe del partido / Relatório da partida

FIRST ROUND GROUP B - MATCH 12

Riocentro Pavilion 3B, Rio de Janeiro WED 25 JUL 2007 START TIME 16:30

ARG - ECU
5:0 (2:0)

ARG - Argentina

18
 10
 2
 5
 0
 0
 0
 0
 0
 0
 0
 0

STATISTICS

Shots
 Shots on Goal
 Fouls
 Corner Kicks
 Free Kicks
 Penalty Kicks
 Double Penalties
 Own Goals
 Cautions (Yellow cards)
 Expulsions (Red cards)
 Timeouts

ECU - Ecuador

18
 11
 2
 4
 0
 0
 0
 0
 0
 0
 2

ARG - Argentina											
No.	Name	Pos	GF	GA	SG/S	PK	DP	Fouls		Y	R
								FC	FS		
12	ELIAS Santiago Daniel	GK	1		1/5						
4	GIUSTOZZI Diego Raul	D									
5	SANCHEZ Carlos Florentino (C)	D			0/1						
8	GARCIA Hernan Jose	W									
11	GONZALEZ Esteban Carlos	P			1/1						
Substitutes											
2	PLANAS Leandro	D	1		1/1						
3	COSTAS Jose Luis	W			1/1						
6	CUZZOLINO Leandro Esteban	W	3		4/4						
7	WILHELM Fernando Ariel	P			2/3			1			
9	AMAS Edgardo Martin	W			0/1			1			
10	LUCUIX Matias Raul	W			0/1						
Totals			5		10/18			2			

ECU - Ecuador											
No.	Name	Pos	GF	GA	SG/S	PK	DP	Fouls		Y	R
								FC	FS		
12	ALCIVAR Washigton	GK		5							
2	DIEGO Macias	W			2/4						
5	MIRANDA Erick	P									
7	ORDONEZ Gabriel	P			1/4			1			
10	GARCIA Pedro (C)	D			2/3						
Substitutes											
3	ORELLANA Jorge	W									
4	JUAN Delgado	W			1/1						
6	MOYANO Carlos	P			2/2						
8	DELGADO Johnny	W			3/3						
9	GALARZA Carlos	W			0/1			1			
11	SOTOMAYOR Carlos	P									
Totals				5	11/18			2			

Legend:

A	Absent	(C)	Captain	D	Defender	DP	Double Penalties
FC	Fouls Committed	FS	Fouls Suffered	FT	Full Time	GA	Goals Against
GF	Goals For	GK	Goalkeeper	HT	Half-time	I	Injured
N	Not eligible to play	P	Pivot	PK	Penalty Kicks (Goals/Shots)	Pos	Position
R	Expulsions (Red Cards)	SG/S	Shots on Goal/Shots	W	Wing	Y	Cautions (Yellow Cards)



Match Report

Informe del partido / Relatório da partida

CLASSIFICATION 5-8 - MATCH 13

Riocentro Pavilion 3B, Rio de Janeiro FRI 27 JUL 2007 START TIME 8:15

CUB - ECU
5:4 (2:2)

Match Officials:

Referee: GHIBUADI Sergio Javier (ARG)

3rd Official: COELHO TELLES Gean (BRA)

Match Commissioner:

Assistant Referee: MARQUES Marco Antonio (BRA)

Timekeeper: JERONIMO Rogerio (BRA)

General Coordinator: FISCH DE FIGUEIREDO Paraguassu (BRA)

Goals Scored:

MARTINEZ Jhonnet Stalin (CUB) 8', MORALES Eduardo (CUB) 12', MOYANO Carlos (ECU) 12', MOYANO Carlos (ECU) 18', RODRIGUEZ Yampier (CUB) 26', OLIVERA Yulier (CUB) 32', MORALES Eduardo (CUB) 35', DIEGO Macias (ECU) 37', DELGADO Johnny (ECU) 40'

CUB - Cuba

[1] CARBO Wilfredo (C - GK)
[3] ROMAN Isven
[7] RODRIGUEZ Yampier
[8] MESA Yosniel
[9] CHAPMAN Fernando

Substitutes:

[2] MARTINEZ Jhonnet Stalin
[4] OLIVERA Yulier
[5] MORALES Eduardo
[6] MADRIGAL Carlos
[10] PORTAL Juan Carlos
[11] SANAME Boris
[12] LOPEZ Pedro Francisco (GK)

Coach: VALDES Eddys Jesus (CUB)

Cautions:

DIEGO Macias (ECU) 27'

Expulsions:

None

ECU - Ecuador

[12] ALCIVAR Washigton (GK)
[2] DIEGO Macias
[5] MIRANDA Erick
[7] ORDOÑEZ Gabriel
[10] GARCIA Pedro (C)

Substitutes:

[1] GARCIA Christian (GK)
[3] ORELLANA Jorge
[4] JUAN Delgado
[6] MOYANO Carlos
[8] DELGADO Johnny
[9] GALARZA Carlos
[11] SOTOMAYOR Carlos

Coach: BANGUERA Francisco (ECU)

Match Report

Informe del partido / Relatório da partida

CLASSIFICATION 5-8 - MATCH 13

Riocentro Pavilion 3B, Rio de Janeiro FRI 27 JUL 2007 START TIME 8:15

CUB - ECU 5:4 (2:2)

CUB - Cuba	STATISTICS	ECU - Ecuador
19	Shots	22
15	Shots on Goal	16
7	Fouls	6
9	Corner Kicks	8
0	Free Kicks	0
0	Penalty Kicks	0
0	Double Penalties	0
0	Own Goals	0
0	Cautions (Yellow cards)	1
0	Expulsions (Red cards)	0
1	Timeouts	0

CUB - Cuba											
No.	Name	Pos	GF	GA	SG/S	PK	DP	Fouls		Y	R
								FC	FS		
1	CARBO Wilfredo (C)	GK		4	1/1						
3	ROMAN Isven	W			1/1						
7	RODRIGUEZ Yampier	D	1		2/2			1			
8	MESA Yosniel	W			2/4			1			
9	CHAPMAN Fernando	P			1/1			1			
Substitutes											
2	MARTINEZ Jhonnet Stalin	P	1		2/3			1			
4	OLIVERA Yulier	D	1		2/3						
5	MORALES Eduardo	W	2		3/3			3			
6	MADRIGAL Carlos	D									
10	PORTAL Juan Carlos	W									
11	SANAME Boris	W			1/1						
Totals			5	4	15/19			7			

ECU - Ecuador											
No.	Name	Pos	GF	GA	SG/S	PK	DP	Fouls		Y	R
								FC	FS		
12	ALCIVAR Washigton	GK		5							
2	DIEGO Macias	W	1		3/4			2		1	
5	MIRANDA Erick	P									
7	ORDONEZ Gabriel	P			4/5			1			
10	GARCIA Pedro (C)	D			0/1						
Substitutes											
3	ORELLANA Jorge	W									
4	JUAN Delgado	W			1/1						
6	MOYANO Carlos	P	2		6/8						
8	DELGADO Johnny	W	1		2/3			2			
9	GALARZA Carlos	W									
11	SOTOMAYOR Carlos	P						1			
Totals			4	5	16/22			6		1	

Legend:

A	Absent	AET	After Extra Time	(C)	Captain	D	Defender
DP	Double Penalties	ET	Extra Time	FC	Fouls Committed	FS	Fouls Suffered
FT	Full Time	GA	Goals Against	GF	Goals For	GK	Goalkeeper
HT	Half-time	I	Injured	N	Not eligible to play	P	Pivot
PK	Penalty Kicks (Goals/Shots)	Pos	Position	PSO	Penalty Shoot-out	R	Expulsions (Red Cards)
SG/S	Shots on Goal/Shots	W	Wing	Y	Cautions (Yellow Cards)		

**Riocentro Pavilion 3B**Riocentro Pabellón 3B
Riocentro Pavilhão 3B27 JUL 2007
14:30**Futsal**

Futsal / Futsal

Men

Hombres / Masculino

Classification 5-8

Clasificación 5-8 / Classificação 5-8

Match Report

Informe del partido / Relatório da partida

CLASSIFICATION 5-8 - MATCH 15

Riocentro Pavilion 3B, Rio de Janeiro FRI 27 JUL 2007 START TIME 14:30

**USA - GUA
4:3 (1:2)****Match Officials:****Referee:** MAZO GOITIZOLO Vladimir (CUB)**3rd Official:** VALIENTE Nestor F. (PAR)**Match Commissioner:****Assistant Referee:** STEIN BRECHANE Sandro (BRA)**Timekeeper:** DA SILVA Denilton (BRA)**General Coordinator:** DE ANDRADE CARRIJO Antonio (BRA)**Goals Scored:**

MERIDA Carlos (GUA) 1', TROY Dususky (USA) 5', CORONADO Erick (GUA) 14', MERIDA Carlos (GUA) 34', MORRIS Patrick (USA) 40' double penalty goal, MORRIS Patrick (USA) 40', DAMBRA Don (USA) 40'

USA - United States of America[1] VORBERG Nick (GK)
[2] BALL John
[3] BEASLEY Jamar
[6] TSCHANTRET Pedro Ulysse
[9] MORRIS Patrick**Substitutes:**[5] DENISON Cabral
[12] PHILLIPS Brett (C - GK)
[13] STEWART Matthew
[14] DAMBRA Don
[15] TROY Dususky
[16] TOVAR Enrique
[17] HAMMES George Joseph**Coach:** KEITH Tozer (USA)**Cautions:**

TSCHANTRET Pedro Ulysse (USA) 24'

Expulsions:

None

GUA - Guatemala[1] MERIDA Carlos (GK)
[3] GONZALEZ Jose Rafael
[7] CORONADO Erick
[10] ACEVEDO Erick (C)
[13] de LEON Estuardo**Substitutes:**[4] CORONADO DIAS Alvaro
[5] ARISTONDO Manuel
[6] NOJ Marlon
[9] ESTRADA Eduardo
[11] ORTIZ Jaime
[12] RAMIREZ QUIÑONEZ William (GK)
[14] PAREDES Oliver**Coach:** ESTRADA Eduardo (GUA)

Match Report

Informe del partido / Relatório da partida

CLASSIFICATION 5-8 - MATCH 15

Riocentro Pavilion 3B, Rio de Janeiro FRI 27 JUL 2007 START TIME 14:30

USA - GUA 4:3 (1:2)

USA - United States of America

16
9
3
7
0
0
1
0
1
0
2

STATISTICS

Shots
Shots on Goal
Fouls
Corner Kicks
Free Kicks
Penalty Kicks
Double Penalties
Own Goals
Cautions (Yellow cards)
Expulsions (Red cards)
Timeouts

GUA - Guatemala

22
11
6
5
0
0
0
0
0
0
1

USA - United States of America											
No.	Name	Pos	GF	GA	SG/S	PK	DP	Fouls		Y	R
								FC	FS		
1	VORBERG Nick	GK		3							
2	BALL John	W			0/2						
3	BEASLEY Jamar	W									
6	TSCHANTRET Pedro Ulysse	P						1		1	
9	MORRIS Patrick	D	2		1/2		1/1				
Substitutes											
5	DENISON Cabral	W			2/4			1			
13	STEWART Matthew	W			1/1						
14	DAMBRA Don	P	1		2/4						
15	TROY Dusosky	D	1		1/1						
16	TOVAR Enrique	P						1			
17	HAMMES George Joseph	D			2/2						
Totals			4	3	9/16		1/1	3		1	

GUA - Guatemala											
No.	Name	Pos	GF	GA	SG/S	PK	DP	Fouls		Y	R
								FC	FS		
1	MERIDA Carlos	GK	2	4	2/5						
3	GONZALEZ Jose Rafael	D			0/5			1			
7	CORONADO Erick	P	1		3/5			1			
10	ACEVEDO Erick (C)	W			3/3						
13	de LEON Estuardo	W			1/1			2			
Substitutes											
4	CORONADO DIAS Alvaro	W			1/1						
5	ARISTONDO Manuel	W			1/1			1			
6	NOJ Marlon	D						1			
9	ESTRADA Eduardo	P									
11	ORTIZ Jaime	D									
14	PAREDES Oliver	W			0/1						
Totals			3	4	11/22			6			

Legend:

A	Absent	AET	After Extra Time	(C)	Captain	D	Defender
DP	Double Penalties	ET	Extra Time	FC	Fouls Committed	FS	Fouls Suffered
FT	Full Time	GA	Goals Against	GF	Goals For	GK	Goalkeeper
HT	Half-time	I	Injured	N	Not eligible to play	P	Pivot
PK	Penalty Kicks (Goals/Shots)	Pos	Position	PSO	Penalty Shoot-out	R	Expulsions (Red Cards)
SG/S	Shots on Goal/Shots	W	Wing	Y	Cautions (Yellow Cards)		

**Riocentro Pavilion 3B**Riocentro Pabellón 3B
Riocentro Pavilhão 3B28 JUL 2007
16:30**Futsal**

Futsal / Futsal

Men

Hombres / Masculino

7th - 8th Place

Puestos 7º - 8º / Lugares 7º - 8º

Match Report

Informe del partido / Relatório da partida

7TH - 8TH PLACE - MATCH 20

Riocentro Pavilion 3B, Rio de Janeiro SAT 28 JUL 2007 START TIME 16:30

**ECU - GUA
3:7 (1:3)****Match Officials:****Referee:** GOULART Tales Ferreira (BRA)**3rd Official:** GHIBUADI Sergio Javier (ARG)**Match Commissioner:****Assistant Referee:** KRNAC Jason Edward (USA)**Timekeeper:** JERONIMO Rogerio (BRA)**General Coordinator:** DE ANDRADE CARRIJO Antonio (BRA)**Goals Scored:**

DELGADO Johnny (ECU) 6', CORONADO Erick (GUA) 10', ACEVEDO Erick (GUA) 14', ACEVEDO Erick (GUA) 16', CORONADO Erick (GUA) 25', GALARZA Carlos (ECU) 29', GALARZA Carlos (ECU) 30', GONZALEZ Jose Rafael (GUA) 34', ARISTONDO Manuel (GUA) 35', CORONADO Erick (GUA) 37'

ECU - Ecuador[12] ALCIVAR Washigton (GK)
[2] DIEGO Macias
[8] DELGADO Johnny
[9] GALARZA Carlos
[10] GARCIA Pedro (C)**Substitutes:**[1] GARCIA Christian (GK)
[3] ORELLANA Jorge
[4] JUAN Delgado
[5] MIRANDA Erick
[6] MOYANO Carlos
[7] ORDOÑEZ Gabriel
[11] SOTOMAYOR Carlos**Coach:** BANGUERA Francisco (ECU)**GUA - Guatemala**[12] RAMIREZ QUIÑONEZ William (GK)
[4] CORONADO DIAS Alvaro
[5] ARISTONDO Manuel
[13] de LEON Estuardo
[14] PAREDES Oliver**Substitutes:**[1] MERIDA Carlos (GK)
[3] GONZALEZ Jose Rafael
[6] NOJ Marlon
[7] CORONADO Erick
[9] ESTRADA Eduardo
[10] ACEVEDO Erick (C)
[11] ORTIZ Jaime**Coach:** ESTRADA Eduardo (GUA)**Cautions:**

ARISTONDO Manuel (GUA) 18', GARCIA Pedro (ECU) 18', CORONADO DIAS Alvaro (GUA) 18', ACEVEDO Erick (GUA) 32', MOYANO Carlos (ECU) 34'

Expulsions:

None

Match Report

Informe del partido / Relatório da partida

7TH - 8TH PLACE - MATCH 20

Riocentro Pavilion 3B, Rio de Janeiro SAT 28 JUL 2007 START TIME 16:30

ECU - GUA

3:7 (1:3)

ECU - Ecuador

 23
11
7
5
1
0
0
0
2
0
0
1

STATISTICS

 Shots
Shots on Goal
Fouls
Corner Kicks
Free Kicks
Penalty Kicks
Double Penalties
Own Goals
Cautions (Yellow cards)
Expulsions (Red cards)
Timeouts

GUA - Guatemala

 29
19
8
6
2
0
0
0
3
0
1

ECU - Ecuador											
No.	Name	Pos	GF	GA	SG/S	PK	DP	Fouls		Y	R
								FC	FS		
12	ALCIVAR Washigton	GK		7							
2	DIEGO Macias	W			1/2						
8	DELGADO Johnny	W	1		3/6			1			
9	GALARZA Carlos	W	2		4/7			2			
10	GARCIA Pedro (C)	D			0/1			1		1	
Substitutes											
3	ORELLANA Jorge	W			1/3						
4	JUAN Delgado	W									
5	MIRANDA Erick	P			0/1			1			
6	MOYANO Carlos	P			2/2			2		1	
7	ORDONEZ Gabriel	P									
11	SOTOMAYOR Carlos	P			0/1						
Totals			3	7	11/23			7		2	

GUA - Guatemala											
No.	Name	Pos	GF	GA	SG/S	PK	DP	Fouls		Y	R
								FC	FS		
12	RAMIREZ QUINONEZ William	GK		3	1/1						
4	CORONADO DIAS Alvaro	W			0/1					1	
5	ARISTONDO Manuel	W	1		3/3			2		1	
13	de LEON Estuardo	W			3/7			2			
14	PAREDES Oliver	W			1/2						
Substitutes											
3	GONZALEZ Jose Rafael	D	1		1/2			1			
6	NOJ Marlon	D			2/3						
7	CORONADO Erick	P	3		4/6						
9	ESTRADA Eduardo	P						2			
10	ACEVEDO Erick (C)	W	2		4/4			1		1	
11	ORTIZ Jaime	D									
Totals			7	3	19/29			8		3	

Legend:

A	Absent	AET	After Extra Time	(C)	Captain	D	Defender
DP	Double Penalties	ET	Extra Time	FC	Fouls Committed	FS	Fouls Suffered
FT	Full Time	GA	Goals Against	GF	Goals For	GK	Goalkeeper
HT	Half-time	I	Injured	N	Not eligible to play	P	Pivot
PK	Penalty Kicks (Goals/Shots)	Pos	Position	PSO	Penalty Shoot-out	R	Expulsions (Red Cards)
SG/S	Shots on Goal/Shots	W	Wing	Y	Cautions (Yellow Cards)		

**Riocentro Pavilion 3B**Riocentro Pabellón 3B
Riocentro Pavilhão 3B28 JUL 2007
14:30**Futsal**

Futsal / Futsal

Men

Hombres / Masculino

5th - 6th Place

Puestos 5º - 6º / Lugares 5º - 6º

Match Report

Informe del partido / Relatório da partida

5TH - 6TH PLACE - MATCH 19

Riocentro Pavilion 3B, Rio de Janeiro SAT 28 JUL 2007 START TIME 14:30

**CUB - USA
2:2 AET (2:2, 2:2) 4:5 PSO****Match Officials:****Referee:** COELHO TELLES Gean (BRA)
3rd Official: GOULART Tales Ferreira (BRA)
Match Commissioner:**Assistant Referee:** GHIBUADI Sergio Javier (ARG)
Timekeeper: DA SILVA Denilton (BRA)
General Coordinator: FISCH DE FIGUEIREDO Paraguassu (BRA)**Goals Scored:**

BALL John (USA) 13', RODRIGUEZ Yampier (CUB) 17', TROY Dusosky (USA) 16', MORALES Eduardo (CUB) 19'

CUB - Cuba[1] CARBO Wilfredo (C - GK)
[3] ROMAN Isven
[7] RODRIGUEZ Yampier
[8] MESA Yosniel
[9] CHAPMAN Fernando**USA - United States of America**[12] PHILLIPS Brett (C - GK)
[5] DENISON Cabral
[6] TSCHANTRET Pedro Ulysse
[15] TROY Dusosky
[17] HAMMES George Joseph**Substitutes:**[2] MARTINEZ Jhonnet Stalin
[4] OLIVERA Yulier
[5] MORALES Eduardo
[6] MADRIGAL Carlos
[10] PORTAL Juan Carlos
[11] SANAME Boris
[12] LOPEZ Pedro Francisco (GK)**Substitutes:**[1] VORBERG Nick (GK)
[2] BALL John
[3] BEASLEY Jamar
[9] MORRIS Patrick
[13] STEWART Matthew
[14] DAMBRA Don
[16] TOVAR Enrique**Coach:** VALDES Eddys Jesus (CUB)**Coach:** KEITH Tozer (USA)**Cautions:**

None

Expulsions:

DENISON Cabral (USA) 39'

Penalty Shoot-out:

ROMAN Isven [3]	Saved	0-0	MORRIS Patrick [9]	Goal	0-1
SANAME Boris [11]	Goal	1-1	BALL John [2]	Goal	1-2
OLIVERA Yulier [4]	Goal	2-2	DAMBRA Don [14]	Goal	2-3
MADRIGAL Carlos [6]	Goal	3-3	HAMMES George Joseph [17]	Goal	3-4
RODRIGUEZ Yampier [7]	Goal	4-4	TROY Dusosky [15]	Goal	4-5

Match Report

Informe del partido / Relatório da partida

5TH - 6TH PLACE - MATCH 19

Riocentro Pavilion 3B, Rio de Janeiro SAT 28 JUL 2007 START TIME 14:30

CUB - USA 2:2 AET (2:2, 2:2) 4:5 PSO

CUB - Cuba	STATISTICS	USA - United States of America
22	Shots	20
10	Shots on Goal	10
8	Fouls	5
9	Corner Kicks	6
0	Free Kicks	1
0	Penalty Kicks	0
0	Double Penalties	0
0	Own Goals	0
0	Cautions (Yellow cards)	0
0	Expulsions (Red cards)	1
1	Timeouts	1

CUB - Cuba											
No.	Name	Pos	GF	GA	SG/S	PK	DP	Fouls		Y	R
								FC	FS		
1	CARBO Wilfredo (C)	GK		2							
3	ROMAN Isven	W			2/4						
7	RODRIGUEZ Yampier	D	1		2/2			2			
8	MESA Yosniel	W			0/2						
9	CHAPMAN Fernando	P			1/1			1			
Substitutes											
2	MARTINEZ Jhonnet Stalin	P			0/4						
4	OLIVERA Yulier	D			1/3			1			
5	MORALES Eduardo	W	1		4/6			3			
6	MADRIGAL Carlos	D									
10	PORTAL Juan Carlos	W						1			
11	SANAME Boris	W									
Totals			2	2	10/22			8			

USA - United States of America											
No.	Name	Pos	GF	GA	SG/S	PK	DP	Fouls		Y	R
								FC	FS		
12	PHILLIPS Brett (C)	GK		2							
5	DENISON Cabral	W			1/2						1
6	TSCHANTRET Pedro Ulysse	P			1/4						
15	TROY Dusosky	D	1		3/4						
17	HAMMES George Joseph	D						2			
Substitutes											
2	BALL John	W	1		1/2						
3	BEASLEY Jamar	W			2/2						
9	MORRIS Patrick	D			0/2			1			
13	STEWART Matthew	W			2/2						
14	DAMBRA Don	P			0/2			1			
16	TOVAR Enrique	P						1			
Totals			2	2	10/20			5			1

Legend:

A	Absent	AET	After Extra Time	(C)	Captain	D	Defender
DP	Double Penalties	ET	Extra Time	FC	Fouls Committed	FS	Fouls Suffered
FT	Full Time	GA	Goals Against	GF	Goals For	GK	Goalkeeper
HT	Half-time	I	Injured	N	Not eligible to play	P	Pivot
PK	Penalty Kicks (Goals/Shots)	Pos	Position	PSO	Penalty Shoot-out	R	Expulsions (Red Cards)
SG/S	Shots on Goal/Shots	W	Wing	Y	Cautions (Yellow Cards)		

**Riocentro Pavilion 3B**Riocentro Pabellón 3B
Riocentro Pavilhão 3B27 JUL 2007
10:15**Futsal**

Futsal / Futsal

Men

Hombres / Masculino

Semi-final

Semifinal / Semifinal

Match Report

Informe del partido / Relatório da partida

SEMI-FINAL - MATCH 14

Riocentro Pavilion 3B, Rio de Janeiro FRI 27 JUL 2007 START TIME 10:15

**BRA - CRC
8:1 (3:0)****Match Officials:****Referee:** KRNAC Jason Edward (USA)
3rd Official: GHIBUADI Sergio Javier (ARG)
Match Commissioner:**Assistant Referee:** VALIENTE Nestor F. (PAR)
Timekeeper: ROCUMBACK Joao (BRA)
General Coordinator: FIGUEREDO Eugenio (URU)**Goals Scored:**

TEIXEIRA Vinicius (Vinicius) (BRA) 2', TEIXEIRA Vinicius (Vinicius) (BRA) 5', TEIXEIRA Vinicius (Vinicius) (BRA) 8', BRITO Jefferson (Ciço) (BRA) 22', TEIXEIRA Vinicius (Vinicius) (BRA) 25', VIEIRA Alessandro (Falcão) (BRA) 27', SILVA Adalberto (Betão) (BRA) 37', SIMI Leandro (Simi) (BRA) 38', MENDEZ Julio (CRC) 39'

BRA - Brazil[1] ALVES Rogério (Rogério) (GK)
[5] BRITO Jefferson (Ciço)
[7] TEIXEIRA Vinicius (Vinicius) (C)
[11] SANTOS Marco (Marquinho)
[12] VIEIRA Alessandro (Falcão)**Substitutes:**[2] MARINHO Tiago (Tiago) (GK)
[4] DOMINGUES Dovenir (Neto)
[6] DIAS Gabriel (Gabriel)
[8] SIMI Leandro (Simi)
[9] SILVA Adalberto (Betão)
[10] JUNIOR Lenísio (Lenísio)
[13] CARVALHO João (Valdin)**Coach:** OLIVEIRA Paulo (BRA)**Cautions:**

RUIZ Jefryd (CRC) 24'

Expulsions:

None

CRC - Costa Rica[12] REY Randall (GK)
[5] AGUILAR Danny
[7] RUIZ Jefryd
[9] CARVAJAL Marco
[11] MENDEZ Julio (C)**Substitutes:**[1] HERRERA Didier (GK)
[2] COLINDRES Daniel
[3] QUIROS Jonathan
[4] PANIAGUA Alejandro
[8] MONTOYA Yanan
[10] VINDAS Adonay
[6] CÓRDOBA Michael (N)**Coach:** CARLOS Quiros (CRC)

Match Report

Informe del partido / Relatório da partida

SEMI-FINAL - MATCH 14

Riocentro Pavilion 3B, Rio de Janeiro FRI 27 JUL 2007 START TIME 10:15

BRA - CRC 8:1 (3:0)

BRA - Brazil	STATISTICS	CRC - Costa Rica
39	Shots	18
23	Shots on Goal	11
6	Fouls	7
11	Corner Kicks	18
0	Free Kicks	0
0	Penalty Kicks	0
0	Double Penalties	0
0	Own Goals	0
0	Cautions (Yellow cards)	1
0	Expulsions (Red cards)	0
0	Timeouts	2

BRA - Brazil											
No.	Name	Pos	GF	GA	SG/S	PK	DP	Fouls		Y	R
								FC	FS		
1	ALVES Rogério (Rogério)	GK		1							
5	BRITO Jefferson (Cico)	D	1		3/7						
7	TEIXEIRA Vinicius (Vinicius) (C)	W	4		5/6			2			
11	SANTOS Marco (Marquinho)	W			4/5						
12	VIEIRA Alessandro (Falcão)	W	1		4/10						
Substitutes											
4	DOMINGUES Dovenir (Neto)	D									
6	DÍAS Gabriel (Gabriel)	W			1/4			1			
8	SIMI Leandro (Simi)	W	1		2/2						
9	SILVA Adalberto (Betão)	P	1		4/4			3			
10	JUNIOR Lenisio (Lenisio)	P									
13	CARVALHO João (Valdin)	W			0/1						
Totals			8	1	23/39			6			

CRC - Costa Rica											
No.	Name	Pos	GF	GA	SG/S	PK	DP	Fouls		Y	R
								FC	FS		
12	REY Randall	GK		8							
5	AGUILAR Danny	W			1/1			3			
7	RUIZ Jefryd	P			1/1			1		1	
9	CARVAJAL Marco	W			1/2						
11	MENDEZ Julio (C)	P	1		5/7						
Substitutes											
2	COLINDRES Daniel	D			0/2			2			
3	QUIROS Jonathan	W									
4	PANIAGUA Alejandro	W									
6	CÓRDOBA Michael	P									
8	MONTOYA Yanan	W			2/4			1			
10	VINDAS Adonay	W			1/1						
Totals			1	8	11/18			7		1	

Legend:

A	Absent	AET	After Extra Time	(C)	Captain	D	Defender
DP	Double Penalties	ET	Extra Time	FC	Fouls Committed	FS	Fouls Suffered
FT	Full Time	GA	Goals Against	GF	Goals For	GK	Goalkeeper
HT	Half-time	I	Injured	N	Not eligible to play	P	Pivot
PK	Penalty Kicks (Goals/Shots)	Pos	Position	PSO	Penalty Shoot-out	R	Expulsions (Red Cards)
SG/S	Shots on Goal/Shots	W	Wing	Y	Cautions (Yellow Cards)		

**Riocentro Pavilion 3B**Riocentro Pabellón 3B
Riocentro Pavilhão 3B27 JUL 2007
16:30**Futsal**

Futsal / Futsal

Men

Hombres / Masculino

Semi-final

Semifinal / Semifinal

Match Report

Informe del partido / Relatório da partida

SEMI-FINAL - MATCH 16

Riocentro Pavilion 3B, Rio de Janeiro FRI 27 JUL 2007 START TIME 16:30

**ARG - PAR
1:1 AET (1:1, 1:1) 4:3 PSO****Match Officials:****Referee:** SACARELO PINTOS Alvaro (URU)
3rd Official: COELHO TELLES Gean (BRA)
Match Commissioner:**Assistant Referee:** GOULART Tales Ferreira (BRA)
Timekeeper: BRAGATTO Adelmo Luiz (BRA)
General Coordinator: FISCH DE FIGUEIREDO Paraguassu (BRA)**Goals Scored:**

GONZALEZ Esteban Carlos (ARG) 6', OSORIO Horacio (PAR) 13'

ARG - Argentina[12] ELIAS Santiago Daniel (GK)
[2] PLANAS Leandro
[6] CUZZOLINO Leandro Esteban
[7] WILHELM Fernando Ariel
[10] LUCUIX Matias Raul**PAR - Paraguay**[12] ESPINOLA Carlos (GK)
[2] SANTANDER Jose (C)
[6] JARA Oscar
[7] OSORIO Horacio
[9] ORTIZ Jose**Substitutes:**[1] MANDAYO Jose Norberto (GK)
[3] COSTAS Jose Luis
[4] GIUSTOZZI Diego Raul
[5] SANCHEZ Carlos Florentino (C)
[8] GARCIAS Hernan Jose
[9] AMAS Edgardo Martin
[11] GONZALEZ Esteban Carlos**Substitutes:**[1] BRITEZ Carlos (GK)
[3] ROMAN Z. Rodolfo I.
[4] LEÓN Andres B.
[5] ACUÑA Cristian R. (GK)
[8] RIVEROS Cesar
[10] ARAUJO Sergio
[11] ORTIZ Alfredo**Coach:** LARRAÑAGA CUETOS Jose Fernando (ARG)**Coach:** FERRETI Fernando (BRA)**Cautions:**

GONZALEZ Esteban Carlos (ARG) 23', COSTAS Jose Luis (ARG) 31', LEÓN Andres B. (PAR) 36', AMAS Edgardo Martin (ARG) 36', ORTIZ Jose (PAR) 45'

Expulsions:

None

Penalty Shoot-out:

WILHELM Fernando Ariel [7]	Goal	1-1	ARAUJO Sergio [10]	Goal	0-1
AMAS Edgardo Martin [9]	Goal	2-2	LEÓN Andres B. [4]	Goal	1-2
GIUSTOZZI Diego Raul [4]	Goal	3-2	JARA Oscar [6]	Missed	2-2
CUZZOLINO Leandro Esteban [6]	Goal	4-3	ORTIZ Jose [9]	Goal	3-3
			ACUÑA Cristian R. [5]	Missed	4-3

Match Report

Informe del partido / Relatório da partida

SEMI-FINAL - MATCH 16

Riocentro Pavilion 3B, Rio de Janeiro FRI 27 JUL 2007 START TIME 16:30

ARG - PAR 1:1 AET (1:1, 1:1) 4:3 PSO

ARG - Argentina	STATISTICS	PAR - Paraguay
10	Shots	13
4	Shots on Goal	6
6	Fouls	8
5	Corner Kicks	7
2	Free Kicks	1
0	Penalty Kicks	0
0	Double Penalties	0
0	Own Goals	0
3	Cautions (Yellow cards)	2
0	Expulsions (Red cards)	0
1	Timeouts	0

ARG - Argentina											
No.	Name	Pos	GF	GA	SG/S	PK	DP	Fouls		Y	R
								FC	FS		
12	ELIAS Santiago Daniel	GK		1							
2	PLANAS Leandro	D			0/2			1			
6	CUZZOLINO Leandro Esteban	W									
7	WILHELM Fernando Ariel	P			0/2			1			
10	LUCUIX Matias Raul	W			1/1						
Substitutes											
3	COSTAS Jose Luis	W						1		1	
4	GIUSTOZZI Diego Raul	D			1/2						
5	SANCHEZ Carlos Florentino (C)	D			1/1			1			
8	GARCIAS Hernan Jose	W									
9	AMAS Edgardo Martin	W			0/1					1	
11	GONZALEZ Esteban Carlos	P	1		1/1			2		1	
Totals			1	1	4/10			6		3	

PAR - Paraguay											
No.	Name	Pos	GF	GA	SG/S	PK	DP	Fouls		Y	R
								FC	FS		
12	ESPINOLA Carlos	GK		1				1			
2	SANTANDER Jose (C)	D			2/2						
6	JARA Oscar	W			0/1			1			
7	OSORIO Horacio	W	1		3/4			2			
9	ORTIZ Jose	P						3		1	
Substitutes											
3	ROMAN Z. Rodolfo I.	W			1/1			1			
4	LEÓN Andres B.	D								1	
5	ACUNA Cristian R.	GK									
8	RIVEROS Cesar	W			0/1						
10	ARAUJO Sergio	D									
11	ORTIZ Alfredo	P			0/4						
Totals			1	1	6/13			8		2	

Legend:

A	Absent	AET	After Extra Time	(C)	Captain	D	Defender
DP	Double Penalties	ET	Extra Time	FC	Fouls Committed	FS	Fouls Suffered
FT	Full Time	GA	Goals Against	GF	Goals For	GK	Goalkeeper
HT	Half-time	I	Injured	N	Not eligible to play	P	Pivot
PK	Penalty Kicks (Goals/Shots)	Pos	Position	PSO	Penalty Shoot-out	R	Expulsions (Red Cards)
SG/S	Shots on Goal/Shots	W	Wing	Y	Cautions (Yellow Cards)		

**Riocentro Pavilion 3B**Riocentro Pabellón 3B
Riocentro Pavilhão 3B28 JUL 2007
8:15**Futsal**

Futsal / Futsal

Men

Hombres / Masculino

Bronze Medal Match

Medalla de Bronce / Medalha de Bronze

Match Report

Informe del partido / Relatório da partida

BRONZE MEDAL MATCH - MATCH 17

Riocentro Pavilion 3B, Rio de Janeiro SAT 28 JUL 2007 START TIME 8:15

CRC - PAR
5:6 AET (4:4, 3:1)**Match Officials:****Referee:** MAZO GOITIZOLO Vladimir (CUB)**3rd Official:** MARQUES Marco Antonio (BRA)**Match Commissioner:****Assistant Referee:** STEIN BRECHANE Sandro (BRA)**Timekeeper:** ROCUMBACK Joao (BRA)**General Coordinator:** DE ANDRADE CARRIJO Antonio (BRA)**Goals Scored:**

CÓRDOBA Michael (CRC) 4', ORTIZ Alfredo (PAR) 9', COLINDRES Daniel (CRC) 12', COLINDRES Daniel (CRC) 19', JARA Oscar (PAR) 23', COLINDRES Daniel (CRC) 27', ORTIZ Jose (PAR) 34', OSORIO Horacio (PAR) 37', COLINDRES Daniel (CRC) 44', ORTIZ Jose (PAR) 45', ARAUJO Sergio (PAR) 48'

CRC - Costa Rica[1] HERRERA Didier (GK)
[2] COLINDRES Daniel
[6] CÓRDOBA Michael
[7] RUIZ Jefryd
[9] CARVAJAL Marco**PAR - Paraguay**[12] ESPINOLA Carlos (GK)
[2] SANTANDER Jose (C)
[6] JARA Oscar
[7] OSORIO Horacio
[9] ORTIZ Jose**Substitutes:**[3] QUIROS Jonathan
[4] PANIAGUA Alejandro
[5] AGUILAR Danny
[8] MONTOYA Yanan
[10] VINDAS Adonay
[11] MENDEZ Julio (C)
[12] REY Randall (GK)**Substitutes:**[1] BRITEZ Carlos (GK)
[3] ROMAN Z. Rodolfo I.
[4] LEÓN Andres B.
[5] ACUÑA Cristian R. (GK)
[8] RIVEROS Cesar
[10] ARAUJO Sergio
[11] ORTIZ Alfredo**Coach:** CARLOS Quiros (CRC)**Coach:** FERRETI Fernando (BRA)**Cautions:**

ORTIZ Alfredo (PAR) 29', COLINDRES Daniel (CRC) 32', ESPINOLA Carlos (PAR) 43'

Expulsions:

CARLOS Quiros (CRC) 35'

Match Report

Informe del partido / Relatório da partida

BRONZE MEDAL MATCH - MATCH 17

Riocentro Pavilion 3B, Rio de Janeiro SAT 28 JUL 2007 START TIME 8:15

CRC - PAR 5:6 AET (4:4, 3:1)

CRC - Costa Rica	STATISTICS	PAR - Paraguay
24	Shots	26
14	Shots on Goal	13
9	Fouls	6
10	Corner Kicks	10
0	Free Kicks	0
0	Penalty Kicks	1
0	Double Penalties	0
0	Own Goals	0
1	Cautions (Yellow cards)	2
1	Expulsions (Red cards)	0
0	Timeouts	1

CRC - Costa Rica											
No.	Name	Pos	GF	GA	SG/S	PK	DP	Fouls		Y	R
								FC	FS		
1	HERRERA Didier	GK		2							
2	COLINDRES Daniel	D	4		5/6			3		1	
6	CORDOBA Michael	P	1		1/3						
7	RUIZ Jefryd	P			0/1						
9	CARVAJAL Marco	W			1/2						
Substitutes											
3	QUIROS Jonathan	W						1			
4	PANIAGUA Alejandro	W			1/1						
5	AGUILAR Danny	W						1			
8	MONTOYA Yanan	W			1/2			1			
10	VINDAS Adonay	W			3/5						
11	MENDEZ Julio (C)	P			2/4			2			
12	REY Randall	GK		4				1			
Totals			5	6	14/24			9		1	1

PAR - Paraguay											
No.	Name	Pos	GF	GA	SG/S	PK	DP	Fouls		Y	R
								FC	FS		
12	ESPINOLA Carlos	GK		5						1	
2	SANTANDER Jose (C)	D			1/2						
6	JARA Oscar	W	1		1/2						
7	OSORIO Horacio	W	1		3/5	0/1		3			
9	ORTIZ Jose	P	2		6/7						
Substitutes											
3	ROMAN Z. Rodolfo I.	W			0/1			2			
4	LEON Andres B.	D			0/1						
8	RIVEROS Cesar	W			0/3						
10	ARAUJO Sergio	D	1		1/2						
11	ORTIZ Alfredo	P	1		1/3			1		1	
Totals			6	5	13/26	0/1		6		2	

Legend:

A	Absent	AET	After Extra Time	(C)	Captain	D	Defender
DP	Double Penalties	ET	Extra Time	FC	Fouls Committed	FS	Fouls Suffered
FT	Full Time	GA	Goals Against	GF	Goals For	GK	Goalkeeper
HT	Half-time	I	Injured	N	Not eligible to play	P	Pivot
PK	Penalty Kicks (Goals/Shots)	Pos	Position	PSO	Penalty Shoot-out	R	Expulsions (Red Cards)
SG/S	Shots on Goal/Shots	W	Wing	Y	Cautions (Yellow Cards)		

**Riocentro Pavilion 3B**Riocentro Pabellón 3B
Riocentro Pavilhão 3B28 JUL 2007
10:15**Futsal**

Futsal / Futsal

Men

Hombres / Masculino

Gold Medal Match

Medalla de Oro / Medalha de Ouro

Match Report

Informe del partido / Relatório da partida

GOLD MEDAL MATCH - MATCH 18

Riocentro Pavilion 3B, Rio de Janeiro SAT 28 JUL 2007 START TIME 10:15

BRA - ARG**4:1 (2:0)**

Match in progress

Match Officials:**Referee:** VALIENTE Nestor F. (PAR)
3rd Official: MAZO GOITIZOLO Vladimir (CUB)
Match Commissioner:**Assistant Referee:** SACARELO PINTOS Alvaro (URU)
Timekeeper: BRAGATTO Adelmo Luiz (BRA)
General Coordinator: MELO FILHO Alvaro (BRA)**Goals Scored:**

VIEIRA Alessandro (Falcão) (BRA) 1', VIEIRA Alessandro (Falcão) (BRA) 11', TEIXEIRA Vinicius (Vinicius) (BRA) 25', AMAS Edgardo Martin (ARG) 34', SANTOS Marco (Marquinho) (BRA) 39'

BRA - Brazil[1] ALVES Rogério (Rogério) (GK)
[5] BRITO Jefferson (Çiço)
[7] TEIXEIRA Vinicius (Vinicius) (C)
[11] SANTOS Marco (Marquinho)
[12] VIEIRA Alessandro (Falcão)**Substitutes:**[2] MARINHO Tiago (Tiago) (GK)
[4] DOMINGUES Dovenir (Neto)
[6] DIAS Gabriel (Gabriel)
[8] SIMI Leandro (Simi)
[9] SILVA Adalberto (Betão)
[10] JUNIOR Lenísio (Lenísio)
[13] CARVALHO João (Valdin)**Coach:** OLIVEIRA Paulo (BRA)**ARG - Argentina**[1] MANDAYO Jose Norberto (GK)
[4] GIUSTOZZI Diego Raul
[5] SANCHEZ Carlos Florentino (C)
[8] GARCIAS Hernan Jose
[11] GONZALEZ Esteban Carlos**Substitutes:**[2] PLANAS Leandro
[3] COSTAS Jose Luis
[6] CUZZOLINO Leandro Esteban
[7] WILHELM Fernando Ariel
[9] AMAS Edgardo Martin
[10] LUCUIX Matias Raul
[12] ELIAS Santiago Daniel (GK)**Coach:** LARRAÑAGA CUETOS Jose Fernando (ARG)**Cautions:**

WILHELM Fernando Ariel (ARG) 11', SANCHEZ Carlos Florentino (ARG) 13', DIAS Gabriel (Gabriel) (BRA) 25'

Expulsions:

None

Match Report

Informe del partido / Relatório da partida

GOLD MEDAL MATCH - MATCH 18

Riocentro Pavilion 3B, Rio de Janeiro SAT 28 JUL 2007 START TIME 10:15

BRA - ARG
4:1 (2:0)

Match in progress

BRA - Brazil

29
20
6
8
1
0
0
0
0
1
0
0

STATISTICS

Shots
Shots on Goal
Fouls
Corner Kicks
Free Kicks
Penalty Kicks
Double Penalties
Own Goals
Cautions (Yellow cards)
Expulsions (Red cards)
Timeouts

ARG - Argentina

14
6
5
7
3
0
0
0
2
0
1

BRA - Brazil											
No.	Name	Pos	GF	GA	SG/S	PK	DP	Fouls		Y	R
								FC	FS		
1	ALVES Rogério (Rogério)	GK		1							
5	BRITO Jefferson (Cico)	D			1/2						
7	TEIXEIRA Vinicius (Vinicius) (C)	W	1		4/5			2			
11	SANTOS Marco (Marquinho)	W	1		5/7						
12	VIEIRA Alessandro (Falcão)	W	2		8/9			1			
Substitutes											
4	DOMINGUES Dovenir (Neto)	D									
6	DIAS Gabriel (Gabriel)	W			1/4			1		1	
8	SIMI Leandro (Simi)	W			1/1			1			
9	SILVA Adalberto (Betão)	P			0/1						
10	JUNIOR Lenísio (Lenísio)	P									
13	CARVALHO João (Valdin)	W						1			
Totals			4	1	20/29			6		1	

ARG - Argentina											
No.	Name	Pos	GF	GA	SG/S	PK	DP	Fouls		Y	R
								FC	FS		
1	MANDAYO Jose Norberto	GK		4							
4	GIUSTOZZI Diego Raul	D			2/3						
5	SANCHEZ Carlos Florentino (C)	D			1/3			2		1	
8	GARCIAS Hernan Jose	W									
11	GONZALEZ Esteban Carlos	P									
Substitutes											
2	PLANAS Leandro	D			0/1			1			
3	COSTAS Jose Luis	W									
6	CUZZOLINO Leandro Esteban	W			1/1						
7	WILHELM Fernando Ariel	P			1/4			2		1	
9	AMAS Edgardo Martin	W	1		1/2						
10	LUCUIX Matias Raul	W									
Totals			1	4	6/14			5		2	

Legend:

A	Absent	AET	After Extra Time	(C)	Captain	D	Defender
DP	Double Penalties	ET	Extra Time	FC	Fouls Committed	FS	Fouls Suffered
FT	Full Time	GA	Goals Against	GF	Goals For	GK	Goalkeeper
HT	Half-time	I	Injured	N	Not eligible to play	P	Pivot
PK	Penalty Kicks (Goals/Shots)	Pos	Position	PSO	Penalty Shoot-out	R	Expulsions (Red Cards)
SG/S	Shots on Goal/Shots	W	Wing	Y	Cautions (Yellow Cards)		

Cumulative Statistics

Estadísticas Acumuladas / Estatísticas Cumulativas

ARG - Argentina After 5 matches

No.	Name	Pos	GF	GA	SG/S	PK	DP	Fouls		Y	R
								FC	FS		
1	MANDAYO Jose Norberto	GK		5							
2	PLANAS Leandro	D	2		3/7			3			
3	COSTAS Jose Luis	W			1/1			1		1	
4	GIUSTOZZI Diego Raul	D			7/12			1		1	
5	SANCHEZ Carlos Florentino	D			3/6			5		2	
6	CUZZOLINO Leandro Esteban	W	3		6/7						
7	WILHELM Fernando Ariel	P			6/14			4		1	
8	GARCIAS Hernan Jose	W	1		3/3			1			
9	AMAS Edgardo Martin	W	1		5/10			3		1	
10	LUCUIX Matias Raul	W	2		5/11			3		1	
11	GONZALEZ Esteban Carlos	P	3		7/8			4		2	
12	ELIAS Santiago Daniel	GK	1	3	1/5						
Totals			13	8	47/84			25		9	

Corner Kicks:	31
Free Kicks:	6
Penalty Kicks Against (Goals/Shots):	0/0
Double Penalties Against (Goals/Shots):	0/0
Own Goals:	0
Own Goals Against:	0

Legend:

D	Defender	DP	Double Penalties	FC	Fouls Committed	FS	Fouls Suffered
GA	Goals Against	GF	Goals For	GK	Goalkeeper	P	Pivot
PK	Penalty Kicks (Goals/Shots)	Pos	Position	R	Expulsions (Red Cards)	SG/S	Shots on Goal/Shots
W	Wing	Y	Cautions (Yellow Cards)				

Cumulative Statistics

Estadísticas Acumuladas / Estatísticas Cumulativas

BRA - Brazil After 5 matches

No.	Name	Pos	GF	GA	SG/S	PK	DP	Fouls		Y	R
								FC	FS		
1	ALVES Rogério (Rogério)	GK		3							
2	MARINHO Tiago (Tiago)	GK									
4	DOMINGUES Dovenir (Neto)	D	1		3/7			1		1	
5	BRITO Jefferson (Ciço)	D	2		8/22			1			
6	DIAS Gabriel (Gabriel)	W	2		5/11			4		1	
7	TEIXEIRA Vinicius (Vinicius)	W	6		16/25			8			
8	SIMI Leandro (Simi)	W	2		4/5			1			
9	SILVA Adalberto (Betão)	P	1		16/24			10			
10	JUNIOR Lenísio (Lenísio)	P			0/6			1			
11	SANTOS Marco (Marquinho)	W	4		17/26			3			
12	VIEIRA Alessandro (Falcão)	W	7		33/51			3			
13	CARVALHO João (Valdín)	W	1		8/9			2			
Totals			26	3	110/186			34		2	

Corner Kicks:	63
Free Kicks:	2
Penalty Kicks Against (Goals/Shots):	0/0
Double Penalties Against (Goals/Shots):	0/0
Own Goals:	0
Own Goals Against:	0

Legend:

D	Defender	DP	Double Penalties	FC	Fouls Committed	FS	Fouls Suffered
GA	Goals Against	GF	Goals For	GK	Goalkeeper	P	Pivot
PK	Penalty Kicks (Goals/Shots)	Pos	Position	R	Expulsions (Red Cards)	SG/S	Shots on Goal/Shots
W	Wing	Y	Cautions (Yellow Cards)				

Cumulative Statistics

Estadísticas Acumuladas / Estatísticas Cumulativas

CRC - Costa Rica After 5 matches

No.	Name	Pos	GF	GA	SG/S	PK	DP	Fouls		Y	R
								FC	FS		
1	HERRERA Didier	GK		7	1/2						
2	COLINDRES Daniel	D	6		9/14			11		3	
3	QUIROS Jonathan	W	1		2/4			1			
4	PANIAGUA Alejandro	W	1		2/4			2			
5	AGUILAR Danny	W	1		4/5			6			
6	CÓRDOBA Michael	P	2		5/8			1		2	
7	RUIZ Jefryd	P	2		5/10		1/2	8		1	
8	MONTOYA Yanan	W			8/19			5		1	
9	CARVAJAL Marco	W			3/10			4			
10	VINDAS Adonay	W	4		14/23			2			
11	MENDEZ Julio	P	1		14/21		0/1	4			
12	REY Randall	GK		18				1			
Totals			18	25	67/120		1/3	45		7	1

Corner Kicks:	45
Free Kicks:	0
Penalty Kicks Against (Goals/Shots):	0/1
Double Penalties Against (Goals/Shots):	0/0
Own Goals:	0
Own Goals Against:	0

Legend:

D	Defender	DP	Double Penalties	FC	Fouls Committed	FS	Fouls Suffered
GA	Goals Against	GF	Goals For	GK	Goalkeeper	P	Pivot
PK	Penalty Kicks (Goals/Shots)	Pos	Position	R	Expulsions (Red Cards)	SG/S	Shots on Goal/Shots
W	Wing	Y	Cautions (Yellow Cards)				

Cumulative Statistics

Estadísticas Acumuladas / Estatísticas Cumulativas

CUB - Cuba After 5 matches

No.	Name	Pos	GF	GA	SG/S	PK	DP	Fouls		Y	R
								FC	FS		
1	CARBO Wilfredo	GK		15	1/1						
2	MARTINEZ Jhonnet Stalin	P	2		4/14			3			
3	ROMAN Isven	W			5/11			1		1	
4	OLIVERA Yulier	D	2		8/16			5		1	
5	MORALES Eduardo	W	3		8/11			7			
6	MADRIGAL Carlos	D			0/2						
7	RODRIGUEZ Yampier	D	3		7/10			6		1	
8	MESA Yosniel	W	2		5/16			3			
9	CHAPMAN Fernando	P			4/7			5			
10	PORTAL Juan Carlos	W			0/1			1			
11	SANAME Boris	W			1/3						
12	LOPEZ Pedro Francisco	GK		1							
Totals			12	16	43/92			31		3	

Corner Kicks:	32
Free Kicks:	2
Penalty Kicks Against (Goals/Shots):	0/0
Double Penalties Against (Goals/Shots):	0/0
Own Goals:	0
Own Goals Against:	0

Legend:

D	Defender	DP	Double Penalties	FC	Fouls Committed	FS	Fouls Suffered
GA	Goals Against	GF	Goals For	GK	Goalkeeper	P	Pivot
PK	Penalty Kicks (Goals/Shots)	Pos	Position	R	Expulsions (Red Cards)	SG/S	Shots on Goal/Shots
W	Wing	Y	Cautions (Yellow Cards)				

Cumulative Statistics

Estadísticas Acumuladas / Estatísticas Cumulativas

ECU - Ecuador After 5 matches

No.	Name	Pos	GF	GA	SG/S	PK	DP	Fouls		Y	R
								FC	FS		
1	GARCIA Christian	GK		6						1	
2	DIEGO Macias	W	4		13/23		0/1	4		2	
3	ORELLANA Jorge	W	1		2/6						
4	JUAN Delgado	W			2/3			1			
5	MIRANDA Erick	P			0/3			1			
6	MOYANO Carlos	P	3		14/22			5		2	
7	ORDOÑEZ Gabriel	P	1		10/17			3		1	
8	DELGADO Johnny	W	2		10/16			4			
9	GALARZA Carlos	W	3		11/18			4		1	
10	GARCIA Pedro	D			5/9			3		2	
11	SOTOMAYOR Carlos	P			0/2			3		1	
12	ALCIVAR Washigton	GK		20	0/1			2		1	
Totals			14	26	67/120		0/1	30		11	

Corner Kicks:	31
Free Kicks:	1
Penalty Kicks Against (Goals/Shots):	1/1
Double Penalties Against (Goals/Shots):	0/0
Own Goals:	0
Own Goals Against:	0

Legend:

D	Defender	DP	Double Penalties	FC	Fouls Committed	FS	Fouls Suffered
GA	Goals Against	GF	Goals For	GK	Goalkeeper	P	Pivot
PK	Penalty Kicks (Goals/Shots)	Pos	Position	R	Expulsions (Red Cards)	SG/S	Shots on Goal/Shots
W	Wing	Y	Cautions (Yellow Cards)				

Cumulative Statistics

Estadísticas Acumuladas / Estatísticas Cumulativas

GUA - Guatemala After 5 matches

No.	Name	Pos	GF	GA	SG/S	PK	DP	Fouls		Y	R
								FC	FS		
1	MERIDA Carlos	GK	3	13	4/10					1	
3	GONZALEZ Jose Rafael	D	1		7/18			5		1	
4	CORONADO DIAS Alvaro	W			1/4					1	
5	ARISTONDO Manuel	W	1		8/9			6		1	
6	NOJ Marlon	D			3/8			1			
7	CORONADO Erick	P	5		9/18			4		1	
9	ESTRADA Eduardo	P			1/2			2			
10	ACEVEDO Erick	W	2		11/13			5		1	
11	ORTIZ Jaime	D						1			
12	RAMIREZ QUIÑONEZ William	GK		4	1/1						
13	de LEON Estuardo	W			8/19			8			
14	PAREDES Oliver	W			2/4						
Totals			12	17	55/106			32		6	

Corner Kicks:	31
Free Kicks:	5
Penalty Kicks Against (Goals/Shots):	0/1
Double Penalties Against (Goals/Shots):	1/1
Own Goals:	0
Own Goals Against:	0

Legend:

D	Defender	DP	Double Penalties	FC	Fouls Committed	FS	Fouls Suffered
GA	Goals Against	GF	Goals For	GK	Goalkeeper	P	Pivot
PK	Penalty Kicks (Goals/Shots)	Pos	Position	R	Expulsions (Red Cards)	SG/S	Shots on Goal/Shots
W	Wing	Y	Cautions (Yellow Cards)				

Cumulative Statistics

Estadísticas Acumuladas / Estatísticas Cumulativas

PAR - Paraguay After 5 matches

No.	Name	Pos	GF	GA	SG/S	PK	DP	Fouls		Y	R
								FC	FS		
1	BRITEZ Carlos	GK									
2	SANTANDER Jose	D	1		6/11			3		1	
3	ROMAN Z. Rodolfo I.	W			7/9			4			
4	LEÓN Andres B.	D			1/3			2		1	
5	ACUÑA Cristian R.	GK									
6	JARA Oscar	W	2		3/5			2			
7	OSORIO Horacio	W	2		8/12	0/1		7		1	
8	RIVEROS Cesar	W			5/13			3			
9	ORTIZ Jose	P	4		16/20			5		1	
10	ARAUJO Sergio	D	1		4/8	0/1		2		1	
11	ORTIZ Alfredo	P	1		3/13			4		1	
12	ESPINOLA Carlos	GK		10	0/1			1		1	
Totals			11	10	53/96	0/2		33		7	

Corner Kicks:	46
Free Kicks:	2
Penalty Kicks Against (Goals/Shots):	0/0
Double Penalties Against (Goals/Shots):	0/0
Own Goals:	0
Own Goals Against:	0

Legend:

D	Defender	DP	Double Penalties	FC	Fouls Committed	FS	Fouls Suffered
GA	Goals Against	GF	Goals For	GK	Goalkeeper	P	Pivot
PK	Penalty Kicks (Goals/Shots)	Pos	Position	R	Expulsions (Red Cards)	SG/S	Shots on Goal/Shots
W	Wing	Y	Cautions (Yellow Cards)				

Cumulative Statistics

Estadísticas Acumuladas / Estatísticas Cumulativas

USA - United States of America After 5 matches

No.	Name	Pos	GF	GA	SG/S	PK	DP	Fouls		Y	R
								FC	FS		
1	VORBERG Nick	GK		6							
2	BALL John	W	1		5/15			1		1	
3	BEASLEY Jamar	W	1		4/6			3			
5	DENISON Cabral	W	3		14/18	1/1		2			1
6	TSCHANTRET Pedro Ulysse	P			2/6			5		1	
9	MORRIS Patrick	D	3		6/12		1/1	5		1	
12	PHILLIPS Brett	GK		11	1/1			1			
13	STEWART Matthew	W	3		7/8			1			
14	DAMBRA Don	P	2		5/9			2		2	
15	TROY Dusosky	D	2		4/8			3		1	
16	TOVAR Enrique	P			2/3			8		1	
17	HAMMES George Joseph	D	2		6/8			4			
Totals			17	17	56/95	1/1	1/1	35		7	1

Corner Kicks: 35
Free Kicks: 5
Penalty Kicks Against (Goals/Shots): 0/0
Double Penalties Against (Goals/Shots): 1/4
Own Goals: 0
Own Goals Against: 0

Legend:							
D	Defender	DP	Double Penalties	FC	Fouls Committed	FS	Fouls Suffered
GA	Goals Against	GF	Goals For	GK	Goalkeeper	P	Pivot
PK	Penalty Kicks (Goals/Shots)	Pos	Position	R	Expulsions (Red Cards)	SG/S	Shots on Goal/Shots
W	Wing	Y	Cautions (Yellow Cards)				

Overall Team Statistics

Estadísticas Generales del equipo / Estatísticas Gerais da Equipe

As of 28 JUL 2007 at 17:46

Team	MP	GF	GA	SG/S	PK	PKA	DP	CK	Fouls		Y	R
									FC	FS		
ARG - Argentina	5	13	8	47/84	0/0	0/0	0/0	31	25	0	9	0
BRA - Brazil	5	26	3	110/186	0/0	0/0	0/0	63	34	0	2	0
CRC - Costa Rica	5	18	25	67/120	0/0	0/1	1/3	45	45	0	7	1
CUB - Cuba	5	12	16	43/92	0/0	0/0	0/0	32	31	0	3	0
ECU - Ecuador	5	14	26	67/120	0/0	1/1	0/1	31	30	0	11	0
GUA - Guatemala	5	12	17	55/106	0/0	0/1	0/0	31	32	0	6	0
PAR - Paraguay	5	11	10	53/96	0/2	0/0	0/0	46	33	0	7	0
USA - United States of America	5	17	17	56/95	1/1	0/0	1/1	35	35	0	7	1
Totals		123	122	498/899	1/3	1/3	2/5	314	265		52	2
Average (per match)		6.2	6.1	24.9/45.0	0.1/0.1	0.1/0.1	0.1/0.3	15.7	13.3		2.6	0.1

Legend:

CK	Corner Kicks	DP	Double Penalties	FC	Fouls Committed	FS	Fouls Suffered
GA	Goals Against	GF	Goals For	MP	Matches Played	PK	Penalty Kicks (Goals/Shots)
PKA	Penalty Kicks Against (Goals/Shots)			R	Expulsions (Red Cards)	SG/S	Shots on Goal/Shots
Y	Cautions (Yellow Cards)						

Individual Statistics

Estadísticas Individuales / Estatísticas Individuais

As of 28 JUL 2007 at 17:47

GOALSCORERS

Rank	Shirt No.	Name	Team	MP	Goals
1	12	VIEIRA Alessandro (Falcão)	BRA	5	7
2	2	COLINDRES Daniel	CRC	5	6
2	7	TEIXEIRA Vinícius (Vinícius)	BRA	5	6
4	7	CORONADO Erick	GUA	5	5
5	2	DIEGO Macias	ECU	5	4
5	9	ORTIZ Jose	PAR	5	4
5	11	SANTOS Marco (Marquinho)	BRA	5	4
5	10	VINDAS Adonay	CRC	5	4
9	1	MERIDA Carlos	GUA	4	3
10	6	CUZZOLINO Leandro Esteban	ARG	5	3
10	5	DENISON Cabral	USA	5	3
10	9	GALARZA Carlos	ECU	5	3
10	11	GONZALEZ Esteban Carlos	ARG	5	3
10	5	MORALES Eduardo	CUB	5	3
10	9	MORRIS Patrick	USA	5	3
10	6	MOYANO Carlos	ECU	5	3
10	7	RODRIGUEZ Yampier	CUB	5	3
10	13	STEWART Matthew	USA	5	3
19	10	ACEVEDO Erick	GUA	5	2
19	5	BRITO Jefferson (Ciço)	BRA	5	2
19	6	CÓRDOBA Michael	CRC	5	2
19	14	DAMBRA Don	USA	5	2
19	8	DELGADO Johnny	ECU	5	2
19	6	DIAS Gabriel (Gabriel)	BRA	5	2
19	17	HAMMES George Joseph	USA	5	2
19	6	JARA Oscar	PAR	5	2
19	10	LUCUIX Matias Raul	ARG	5	2
19	2	MARTINEZ Jhonnet Stalin	CUB	5	2
19	8	MESA Yosniel	CUB	5	2
19	4	OLIVERA Yulier	CUB	5	2
19	7	OSORIO Horacio	PAR	5	2
19	2	PLANAS Leandro	ARG	5	2
19	7	RUIZ Jefryd	CRC	5	2
19	8	SIMI Leandro (Simi)	BRA	5	2
19	15	TROY Dusoosky	USA	5	2
36	12	ELIAS Santiago Daniel	ARG	3	1
37	5	AGUILAR Danny	CRC	5	1
37	9	AMAS Edgardo Martin	ARG	5	1
37	10	ARAUJO Sergio	PAR	5	1
37	5	ARISTONDO Manuel	GUA	5	1
37	2	BALL John	USA	5	1
37	3	BEASLEY Jamar	USA	5	1
37	13	CARVALHO João (Valdin)	BRA	5	1
37	4	DOMINGUES Dovenir (Neto)	BRA	5	1
37	8	GARCIAS Hernan Jose	ARG	5	1
37	3	GONZALEZ Jose Rafael	GUA	5	1
37	11	MENDEZ Julio	CRC	5	1



Individual Statistics

Estadísticas Individuales / Estatísticas Individuais

As of 28 JUL 2007 at 17:47

GOALSCORERS

Rank	Shirt No.	Name	Team	MP	Goals
37	7	ORDOÑEZ Gabriel	ECU	5	1
37	3	ORELLANA Jorge	ECU	5	1
37	11	ORTIZ Alfredo	PAR	5	1
37	4	PANIAGUA Alejandro	CRC	5	1
37	3	QUIROS Jonathan	CRC	5	1
37	2	SANTANDER Jose	PAR	5	1
37	9	SILVA Adalberto (Betão)	BRA	5	1

Individual Statistics

Estadísticas Individuales / Estatísticas Individuais

As of 28 JUL 2007 at 17:47

SHOTS ON GOAL

Rank	Shirt No.	Name	Team	MP	SG	AVG
1	12	VIEIRA Alessandro (Falcão)	BRA	5	33	6.6
2	11	SANTOS Marco (Marquinho)	BRA	5	17	3.4
3	9	ORTIZ Jose	PAR	5	16	3.2
3	9	SILVA Adalberto (Betão)	BRA	5	16	3.2
3	7	TEIXEIRA Vinícius (Vinícius)	BRA	5	16	3.2
6	5	DENISON Cabral	USA	5	14	2.8
6	11	MENDEZ Julio	CRC	5	14	2.8
6	6	MOYANO Carlos	ECU	5	14	2.8
6	10	VINDAS Adonay	CRC	5	14	2.8
10	2	DIEGO Macias	ECU	5	13	2.6

SHOTS

Rank	Shirt No.	Name	Team	MP	S	AVG
1	11	SANTOS Marco (Marquinho)	BRA	5	26	5.2
2	7	TEIXEIRA Vinícius (Vinícius)	BRA	5	25	5.0
3	9	SILVA Adalberto (Betão)	BRA	5	24	4.8
4	2	DIEGO Macias	ECU	5	23	4.6
4	10	VINDAS Adonay	CRC	5	23	4.6
6	5	BRITO Jefferson (Cicho)	BRA	5	22	4.4
6	6	MOYANO Carlos	ECU	5	22	4.4
8	11	MENDEZ Julio	CRC	5	21	4.2
9	9	ORTIZ Jose	PAR	5	20	4.0
10	13	de LEON Estuardo	GUA	5	19	3.8

Note: Next player was tied with AVG of 3.8

Legend:

AVG Average per match **MP** Matches Played **S** Shots **SG** Shots on Goal

Ginástica Artística
Gimnasia Artística
Artistic Gymnastics



Entry List by NOC

Lista de Inscripciones por CON / Lista de Inscrições por CON

As of THU 19 JUL 2007

CORRECTED

NOC	Name	Bib	Date of Birth
ARG	Argentina		
	CARNEVALE Celeste Andrea	1	25 AUG 1985
	DELUZIO Virginia	2	24 JAN 1991
	DOMENEGHINI Nadir Samanta	3	21 NOV 1990
	POLIANDRI Maria Sol	4	26 JUL 1988
	SALOMON Florencia	5	6 DEC 1991
	TARABINI Ayelen	6	11 JUN 1992
BOL	Bolivia		
	GUTIERREZ Milenka	7	26 JUN 1992
BRA	Brazil		
	BARBOSA Jade	8	1 JUL 1991
	DIAS Khiuani	9	20 MAR 1992
	DOS SANTOS Daiane	11	2 OCT 1983
	HYPOLITO Daniele	10	9 AUG 1984
	SILVA Ana	12	28 MAR 1992
	SOUZA Lais	13	13 DEC 1988
CAN	Canada		
	DESJARDINS-LABELLE Stéphanie	14	27 APR 1992
	LEE Peng-Peng	15	27 JUN 1993
	LIU Ti	16	15 APR 1993
	MACKIE Charlotte	17	6 OCT 1993
	ROGERS Brittany	18	8 JUN 1993
	WILLIS Emma	19	27 AUG 1992
CHI	Chile		
	CASTRO LAZO Martina Andrea	20	4 MAR 1986
	CASTRO Simona	21	11 JAN 1989
COL	Colombia		
	GIL Jessica	22	7 DEC 1990
	SANCHEZ CARDENAS Nathalia	23	7 JUN 1992
	VELEZ Bibiana	24	7 JUN 1983
CUB	Cuba		
	ALIQUE Jennifer	25	21 MAY 1993
	BROSSARD Rosmery	26	24 JUN 1992
	LAMAS Dunas	27	30 OCT 1991
	RODRIGUEZ LEON Dayana	28	6 NOV 1992
	SESE Yahanara	29	26 APR 1991
	TAMAYO Madelen	30	21 DEC 1989
ESA	El Salvador		
	CLADELLAS Camila	32	17 OCT 1993
	MELENDEZ Emilia	33	5 DEC 1992
GUA	Guatemala		
	LAU Sabrina	34	21 MAY 1993
	MONZON Emely	35	16 AUG 1993



Arena Multi-uso
Arena Multi-uso
Arena Multi-uso

Gymnastics Artistic
Ginástica Artística / Gimnasia Artística

WOMEN'S
FEMININO / FEMININO

Entry List by NOC

Lista de Inscripciones por CON / Lista de Inscrições por CON

As of THU 19 JUL 2007

CORRECTED

NOC	Name	Bib	Date of Birth
MEX	Mexico		
	CANTU MATA Maricela	37	25 OCT 1990
	ESTRADA MARTINEZ Yesenia	38	7 SEP 1991
	GARCIA AGUIÑAGA Erika Marlene	39	13 AUG 1990
	GARCIA RODRIGUEZ BLANCAS Elsa	40	8 FEB 1990
	IBARRA VALDEZ Yeny	41	30 APR 1982
PER	Peru		
	SANTA MARIA Nicole	42	12 MAY 1992
PUR	Puerto Rico		
	GARCIA CIFREDO Jasleidy	43	1 APR 1992
	GARCIA RODRIGUEZ Beatrice	44	10 JUL 1991
	LOPEZ RECCI Leysha	45	25 AUG 1986
	RIVERA Mariecarmen	46	22 APR 1993
	SANABRIA ROBLES Sidney	47	6 FEB 1992
	SANGUINETI LOZADA Gabriella	48	23 SEP 1989
URU	Uruguay		
	MOCCIA Romina	49	17 MAY 1993
USA	United States		
	BROSS Rebecca	50	11 JUL 1993
	HONG Ivana	51	11 DEC 1992
	JOHNSON Shawn	52	19 JAN 1992
	LIUKIN Anastasia	53	30 OCT 1989
	PESZEK Samantha	54	14 DEC 1991
	TRANI Amber	55	4 AUG 1990
VEN	Venezuela		
	LOPEZ Jessica	56	22 JAN 1986
	ROJAS Ivet	57	30 APR 1988
	SOTILLO Johanny	31	21 JUN 1991

MEX disqualified. Bronze medal for CAN
MEX descalificado. Medalla de bronce para CAN
MEX desclassificado. Medalha de bronze para CAN

Entry List by NOC

Lista de Inscripciones por CON / Lista de Inscrições por CON

As of THU 19 JUL 2007

CORRECTED

NOC	Name	Bib	Date of Birth
ARG	Argentina		
	CHIARLO Lucas Matias	101	25 JUN 1981
	MARTINEZ ERAZUN Osvaldo	102	7 JAN 1985
	MOLINARI Federico Martin	103	11 JAN 1984
BOL	Bolivia		
	SANCHES Wilfredo	104	22 OCT 1980
BRA	Brazil		
	ANJOS Luis	105	7 JUL 1987
	HYPOLITO Diego	106	19 AUG 1986
	NOGUEIRA Danilo	107	26 JUL 1983
	RODRIGUES Mosiah	108	1 SEP 1981
	ROSA Victor	109	8 NOV 1986
	SANTOS Adan	110	20 SEP 1985
CAN	Canada		
	ANDERSEN Peter	116	17 MAY 1987
	LUKENCHUK Jayd	111	11 MAR 1990
	MCELROY Pat	112	4 DEC 1985
	RAYMENT Aj	113	3 JUN 1988
	SMITH Hugh	114	14 MAR 1984
	WALLS Jared	115	27 APR 1983
CHI	Chile		
	FINGERHUTH CRIGNOLA Maximilian	118	21 DEC 1987
	GONZALEZ SEPULVEDA Enrique	117	22 NOV 1985
COL	Colombia		
	BROCHERO James	119	12 APR 1985
	CASTELLANOS GARCIA Deyvi	121	21 DEC 1984
	GIRALDO Jorge Hugo	122	5 SEP 1979
	LUGO SICHACA Didier Yamit	123	10 SEP 1991
	MESA GALVIS Fabian	124	16 APR 1989
CUB	Cuba		
	ARROYO Irving	125	16 MAY 1989
	CAMPAÑA Carlos Manuel	126	3 SEP 1987
	MEDINA Gerardo	127	25 NOV 1986
	QUINTANA Adriel	128	15 JUL 1984
	SILOT Fidel	129	5 APR 1988
	VILLARDIS Reynier	130	15 FEB 1981
DOM	Dominican Republic		
	VIDAL Jesus	131	5 NOV 1988
ECU	Ecuador		
	PORTALANZA GUERRA Jorge	132	3 APR 1986
	SAAVEDRA Andres	133	26 DEC 1985
ESA	El Salvador		
	CAÑAS Oscar	134	11 NOV 1987



Arena Multi-uso
Arena Multi-uso
Arena Multi-uso

Gymnastics Artistic
Ginástica Artística / Gimnasia Artística

MEN'S
MASCULINO / MASCULINO

Entry List by NOC

Lista de Inscripciones por CON / Lista de Inscrições por CON

As of THU 19 JUL 2007

CORRECTED

NOC	Name	Bib	Date of Birth
GUA	Guatemala		
	JUAREZ Mynor Antonio	135	26 MAY 1986
	OLIVA Mynor Joel	136	31 JUL 1988
MEX	Mexico		
	CORRAL BARON Daniel	137	25 JAN 1990
	SOSA ABARCA Luis Alberto	138	7 JUN 1987
PER	Peru		
	ROBLES Cesar	139	28 DEC 1988
PUR	Puerto Rico		
	MORALES CASADO Rafael	140	1 JAN 1990
	OQUENDO FLORES Reinaldo	141	30 JAN 1986
	RAMOS NIN Tommy	142	29 APR 1986
	RIVERA Luis	143	4 SEP 1986
	RODRIGUEZ COLON Alexander	144	21 DEC 1985
	VARGAS VELAZQUEZ Luis	145	8 JUN 1983
USA	United States		
	ALVAREZ Guillermo	146	24 OCT 1982
	DURANTE David Luca	147	26 JUN 1980
	GOLDEN Sean	148	13 JUN 1983
	HAGERTY Joey	149	19 APR 1982
	SPRING Justin	150	11 MAR 1984
	THORNTON Todd	151	14 OCT 1982
VEN	Venezuela		
	CARBONELL Carlos	153	8 MAY 1986
	CARMONA Regulo	154	31 JAN 1980
	FUENTES Fernando	155	1 NOV 1982
	FUENTES Jose Luis	156	2 MAR 1985
	TOVAR Ivan	152	16 APR 1987
	TREJO Adickxon	157	14 AUG 1989

MEX disqualified. Bronze medal for CAN
MEX descalificado. Medalla de bronce para CAN
MEX desclassificado. Medalha de bronze para CAN

Medallists by Event

Medallista por evento / Medallistas por Evento

AFTER 14 OF 14 EVENTS

CORRECTED

Event Name	Date	Medal	Name	NOC Code
Men's Team	14 Jul 2007	GOLD	MORALES CASADO Rafael OQUENDO FLORES Reinaldo RAMOS NIN Tommy RIVERA Luis RODRIGUEZ COLON Alexander VARGAS VELAZQUEZ Luis	PUR
		SILVER	ANJOS Luis HYPOLITO Diego NOGUEIRA Danilo RODRIGUES Mosiah ROSA Victor SANTOS Adan	BRA
		BRONZE	ALVAREZ Guillermo DURANTE David Luca GOLDEN Sean HAGERTY Joey SPRING Justin THORNTON Todd	USA
Women's Team	14 Jul 2007	GOLD	BROSS Rebecca HONG Ivana JOHNSON Shawn LIUKIN Anastasia PESZEK Samantha TRANI Amber	USA
		SILVER	BARBOSA Jade DIAS Khiuani HYPOLITO Daniele DOS SANTOS Daiane SILVA Ana SOUZA Lais	BRA
		BRONZE	DESJARDINS-LABELLE Stéphanie LEE Peng-Peng LIU Ti MACKIE Charlotte ROGERS Brittany WILLIS Emma	CAN
Men's All-Around	15 Jul 2007	GOLD	FUENTES Jose Luis	VEN
		SILVER	GIRALDO Jorge Hugo	COL
		BRONZE	ALVAREZ Guillermo	USA
Women's All-Around	16 Jul 2007	GOLD	JOHNSON Shawn	USA
		SILVER	BROSS Rebecca	USA
		BRONZE	HONG Ivana	USA

Medallists by Event

Medallista por evento / Medallistas por Evento

AFTER 14 OF 14 EVENTS

CORRECTED

Event Name	Date	Medal	Name	NOC Code
Men's Floor	17 Jul 2007	GOLD	HYPOLITO Diego	BRA
		SILVER	ALVAREZ Guillermo	USA
		BRONZE	GONZALEZ SEPULVEDA Enrique	CHI
Women's Vault	17 Jul 2007	GOLD	BARBOSA Jade	BRA
		SILVER	TRANI Amber	USA
		BRONZE	SOUZA Lais	BRA
Men's Pommel Horse	17 Jul 2007	GOLD	RIVERA Luis	PUR
			FUENTES Jose Luis	VEN
		BRONZE	RODRIGUEZ COLON Alexander	PUR
Women's Uneven Bars	17 Jul 2007	GOLD	JOHNSON Shawn	USA
		SILVER	LIUKIN Anastasia	USA
		BRONZE	SOUZA Lais	BRA
Men's Rings	17 Jul 2007	GOLD	CARMONA Regulo	VEN
		SILVER	GOLDEN Sean	USA
		BRONZE	CARBONELL Carlos	VEN
Women's Beam	17 Jul 2007	GOLD	JOHNSON Shawn	USA
		SILVER	LIUKIN Anastasia	USA
		BRONZE	HYPOLITO Daniele	BRA
Men's Vault	17 Jul 2007	GOLD	HYPOLITO Diego	BRA
		SILVER	GONZALEZ SEPULVEDA Enrique	CHI
		BRONZE	RIVERA Luis	PUR
Women's Floor	17 Jul 2007	GOLD	BROSS Rebecca	USA
		SILVER	JOHNSON Shawn	USA
		BRONZE	BARBOSA Jade	BRA
Men's Parallel Bars	17 Jul 2007	GOLD	SPRING Justin	USA
		SILVER	GIRALDO Jorge Hugo	COL
		BRONZE	VARGAS VELAZQUEZ Luis	PUR
Men's High Bars	17 Jul 2007	GOLD	RODRIGUES Mosiah	BRA
		SILVER	GIRALDO Jorge Hugo	COL
		BRONZE	NOGUEIRA Danilo	BRA

MEX disqualified. Bronze medal for CAN
MEX descalificado. Medalla de bronce para CAN
MEX desclassificado. Medalha de bronce para CAN



Arena Multi-uso
Arena Multi-uso
Arena Multi-uso

Gymnastics Artistic
Ginástica Artística / Gimnasia Artística

19 JUL 2007
22:03

Medal Standings

Posiciones de medallas / Posições das Medalhas

AFTER 14 OF 14 EVENTS

CORRECTED

Rank	NOC	Men				Women				Total				Rank by Total
		G	S	B	Tot	G	S	B	Tot	G	S	B	Tot	
1	USA - United States	1	2	2	5	5	5	1	11	6	7	3	16	1
2	BRA - Brazil	3	1	1	5	1	1	4	6	4	2	5	11	2
3	VEN - Venezuela	3		1	4					3		1	4	4
4	PUR - Puerto Rico	2		3	5					2		3	5	3
5	COL - Colombia		3		3						3		3	5
6	CHI - Chile		1	1	2						1	1	2	6
7	CAN - Canada							1	1			1	1	7
	Total	9	7	8	24	6	6	6	18	15	13	14	42	

MEX disqualified. Bronze medal for CAN
MEX descalificado. Medalla de bronce para CAN
MEX desclassificado. Medalha de bronze para CAN

Legend:

G Gold medal **S** Silver medal **B** Bronze medal **Tot** Total = Equal sign indicate that two or more NOC's share the same rank by total

Judges Assignment

Asignación de Jueces / Designação dos Juizes

CORRECTED

Superior Jury

BUTCHER Steven Lawrence

UPAG



Function	Name	NOC Code
A1	ECHEZARRETA José Angel	CUB
A2	TORO Zapata	ECU
B1	HERNANDEZ Cristian	ESA
B2	STAMATTI Fabia	ARG
B3	VILLAR Domingo	DOM
B4	BALDERRAMA Rodrigo	BOL
Timer	ALBINO Cristiano	BRA
Line 1	KIMURA Ricardo	BRA
Line 2	MALZONE Marcos	BRA



Function	Name	NOC Code
A1	SANDOVAL Jorge	VEN
A2	CULBERTSON Jon	USA
B1	RODRIGUEZ Joseph	PUR
B2	BURTET NETO Eliseu	BRA
B3	TEJEDA Sergio	GUA
B4	QUESADA DÍAZ Ubaldo	CUB



Function	Name	NOC Code
A1	BERNABE Douglas	ESA
A2	LAGOS Rodrigo	CHI
B1	MORALES HENRÍQUEZ Manuel	CUB
B2	JACKSON Gregory	CAN
B3	HIRSCH Michael	USA
B4	MORALES Francisco	VEN



Function	Name	NOC Code
A1	COLON Javier	PUR
A2	VILLANUEVA Luis	MEX
B1	BUITRAGO Oscar	COL
B2	LI LIN WAY Jim Anthony	PER
B3	THOMPSON Kelly	CAN
B4	FERMÍN José	VEN
Line 1	BISCALCHIN Daniel	BRA



Function	Name	NOC Code
A1	PAQUIN Robert	CAN
A2	PANTIGA Gilberto	BRA
B1	BACHMAN Dan	USA
B2	CAMACHO Richard	PUR
B3	VARGAS Adolfo	VEN
B4	VELASQUEZ Juan Carlos	COL
Timer	VERNETTI FERREIRA Edgard	BRA



Function	Name	NOC Code
A1	SAGRERAS Alejandro	ARG
A2	CORREDOR Jaime	COL
B1	CARROLL John	CAN
B2	CABALLERO Robson	BRA
B3	GARCIA William	CUB
B4	LIZARDI Diego	PUR

Legend:

Ax Panel 'A' judges

Bx Panel 'B' judges



Floor



Pommel Horse



Rings



Vault









Parallel Bars



Horizontal Bar







Results

Resultados / Resultados

Rank	Bib	NOC Name							Total	Ind. Rank
1 PUR - Puerto Rico										
	140	MORALES CASADO R.	14.350	14.650		15.700		0.000	44.700	(49)
	141	OQUENDO FLORES R.	13.850	13.900	14.300		13.550		55.600	(46)
	142	RAMOS NIN Tommy			15.150		14.550	14.000	43.700	(50)
	143	RIVERA Luis	14.600	15.100	15.100	15.750	14.300	13.800	88.650	(3)
	144	RODRIGUEZ COLON A.	14.800	14.800	12.800	15.800	13.750	15.200	87.150	(7)
	145	VARGAS VELAZQUEZ L.	14.350	14.700	14.650	15.700	14.650	14.150	88.200	(5)
		Total	58.100 (3)	<u>59.250</u> (1)	59.200 (3)	62.950 (3)	57.250 (5)	57.150 (1)	353.900	
2 BRA - Brazil										
	105	ANJOS Luis	14.600	13.600	14.850	15.050	15.050	14.300	87.450	(6)
	106	HYPOLITO Diego	15.900	13.600		16.100			45.600	(48)
	107	NOGUEIRA Danilo		14.100	15.000		14.350	14.450	57.900	(43)
	108	RODRIGUES Mosiah	15.100	14.250	12.650	15.600	14.600	14.400	86.600	(11)
	109	ROSA Victor	14.850	13.900	14.000	15.650	14.650	13.900	86.950	(9)
	110	SANTOS Adan	14.100		14.600	15.800	14.350	11.500	70.350	(33)
		Total	60.450 (1)	55.850 (2)	58.450 (4)	63.150 (2)	58.650 (2)	<u>57.050</u> (2)	353.600	
3 USA - United States										
	146	ALVAREZ Guillermo	15.050	13.150	14.750	15.800	14.800	13.400	86.950	(8)
	147	DURANTE David Luca	14.100	13.500	14.900	15.400	14.750	14.000	86.650	(10)
	148	GOLDEN Sean	14.250		15.450	16.350			46.050	(47)
	149	HAGERTY Joey	14.450	13.950			14.600	13.900	56.900	(44)
	150	SPRING Justin	15.150			16.400	15.550	14.650	61.750	(41)
	151	THORNTON Todd		13.800	14.200	15.500	14.300	14.400	72.200	(31)
		Total	58.900 (2)	54.400 (5)	59.300 (2)	64.050 (1)	59.700 (1)	<u>56.950</u> (3)	353.300	
4 VEN - Venezuela										
	152	TOVAR Ivan		13.050			14.600	13.600	41.250	(51)
	153	CARBONELL Carlos	14.450	13.050	15.000	15.700	14.100	13.050	85.350	(14)
	154	CARMONA Regulo			16.200	14.950			31.150	(52)
	155	FUENTES Fernando	14.350	13.850	14.200	15.850	14.150	13.400	85.800	(13)
	156	FUENTES Jose Luis	14.800	14.500	15.250	15.450	14.850	14.300	89.150	(1)
	157	TREJO Adickxon	14.050	12.100		14.600	13.900	13.850	68.500	(37)
		Total	57.650 (4)	54.450 (4)	<u>60.650</u> (1)	61.950 (5)	57.700 (4)	55.150 (6)	347.550	
5 CUB - Cuba										
	125	ARROYO Irving	14.300	13.100	13.550	15.550	14.300	14.350	85.150	(15)
	126	CAMPAÑA C.	13.050	12.050		15.600	14.750	14.100	69.550	(36)
	127	MEDINA Gerardo	15.000	14.350	15.000	15.700	14.750	13.800	88.600	(4)
	128	QUINTANA Adriel			13.150	15.100			28.250	(53)
	129	SILOT Fidel	13.800	12.100	13.850		12.450	12.900	65.100	(40)
	130	VILLARDIS Reynier	13.500	13.600	13.700	15.550	13.400	13.000	82.750	(19)
		Total	56.600 (5)	53.150 (6)	56.100 (5)	<u>62.400</u> (4)	57.200 (6)	55.250 (5)	340.700	

Results

Resultados / Resultados

Rank	Bib	NOC Name							Total	Ind. Rank
6 COL - Colombia										
	119	BROCHERO James	14.200	13.000	12.550	15.600	13.650	12.300	81.300	(25)
	121	CASTELLANOS GARCIA	13.200	12.150	13.550	14.850	14.250	13.300	81.300	(24)
	122	GIRALDO Jorge Hugo	14.500	14.900	14.900	15.300	15.100	14.400	89.100	(2)
	123	LUGO SICHACA D.	12.500	13.900	14.050	14.750	14.150	13.200	82.550	(20)
	124	MESA GALVIS Fabian	13.000	13.800	11.900	14.550	14.450	14.000	81.700	(21)
		Total	54.900 (7)	55.600 (3)	55.050 (6)	<u>60.500</u> (7)	57.950 (3)	54.900 (7)	338.900	
7 CAN - Canada										
	111	LUKENCHUK Jayd	14.050	11.800		15.250	13.900	13.400	68.400	(38)
	112	MCELROY Pat	14.150	12.800	13.600	15.200		14.100	69.850	(35)
	113	RAYMENT Aj	13.300	11.400	13.300	14.700	13.700		66.400	(39)
	114	SMITH Hugh	14.100	11.300	13.100	15.650	13.600	13.750	81.500	(23)
	115	WALLS Jared		13.300	14.100		14.300	14.550	56.250	(45)
	116	ANDERSEN Peter	13.400		14.050	14.900	14.300	13.700	70.350	(34)
		Total	55.700 (6)	49.300 (7)	<u>55.050</u> (6)	61.000 (6)	56.200 (7)	56.100 (4)	333.350	

INDIVIDUALS

ARG - Argentina

101	CHIARLO Lucas Matias	13.950	12.050	13.500	14.900	<u>14.150</u>	14.350	82.900	(18)
102	MARTINEZ ERAZUN O.	12.900	12.750	13.950	13.050	<u>13.850</u>	13.100	79.600	(26)
103	MOLINARI F.	14.350	12.450	14.250	14.000	<u>12.950</u>	13.600	81.600	(22)

BOL - Bolivia

104	SANCHES Wilfredo	<u>11.800</u>	1.900	9.000	13.500	11.650	11.000	58.850	(42)
-----	------------------	---------------	-------	-------	--------	--------	--------	--------	------

CHI - Chile

117	GONZALEZ SEPULVEDA	15.450	13.050	13.600	15.950	<u>14.150</u>	12.450	84.650	(17)
118	FINGERHUTH CRIGNOLA				<u>15.250</u>			15.250	(54)

DOM - Dominican Republic

131	VIDAL Jesus	<u>13.700</u>	10.300	12.700	15.750	13.850	13.200	79.500	(27)
-----	-------------	---------------	--------	--------	--------	--------	--------	--------	------

ECU - Ecuador

132	PORTALANZA GUERRA J.	<u>13.050</u>	8.750	10.650	14.500	11.600	12.250	70.800	(32)
133	SAAVEDRA Andres	<u>10.250</u>	12.200	11.450	14.950	11.450	12.300	72.600	(30)

GUA - Guatemala

135	JUAREZ Mynor Antonio	13.250	11.600	12.700	15.500	<u>13.000</u>	9.250	75.300	(29)
136	OLIVA Mynor Joel	13.300	11.300	13.650	14.600	<u>12.750</u>	11.900	77.500	(28)



Arena Multi-uso
 Arena Multi-uso
 Arena Multi-uso

14 JUL 2007
 10:00

Gymnastics Artistic







Ginástica Artística / Gimnasia Artística

Men's Qualification

Clasificación Masculina / Qualificação Masculina

Results

Resultados / Resultados

Rank	Bib	NOC Name							Total	Ind. Rank
MEX - Mexico										
137		CORRAL BARON Daniel	14.250	14.700	14.150	15.550	<u>14.050</u>	13.450	86.150	(12)
138		SOSA ABARCA L.	14.400	13.100	14.350	15.400	<u>13.900</u>	13.900	85.050	(16)

Note:
 Underlined totals indicate starting apparatus.
Italics indicate the low (non-counting) score.

Legend:
 Ind. Individual Q Qualified for Team Final

 Floor  Pommel Horse  Rings  Vault  Parallel Bars  Horizontal Bar



Arena Multi-uso
Arena Multi-uso
Arena Multi-uso

14 JUL 2007
12:00

Gymnastics Artistic

Ginástica Artística / Gimnasia Artística

Men's Qualification







Clasificación Masculina / Qualificação Masculina

Team

Equipos / Equipes

Results

Resultados / Resultados

Rank	NOC							Total
1	PUR - Puerto Rico	58.100 (3)	<u>59.250</u> (1)	59.200 (3)	62.950 (3)	57.250 (5)	57.150 (1)	353.900
2	BRA - Brazil	60.450 (1)	55.850 (2)	58.450 (4)	63.150 (2)	58.650 (2)	<u>57.050</u> (2)	353.600
3	USA - United States	58.900 (2)	54.400 (5)	59.300 (2)	64.050 (1)	59.700 (1)	<u>56.950</u> (3)	353.300
4	VEN - Venezuela	57.650 (4)	54.450 (4)	<u>60.650</u> (1)	61.950 (5)	57.700 (4)	55.150 (6)	347.550
5	CUB - Cuba	56.600 (5)	53.150 (6)	56.100 (5)	<u>62.400</u> (4)	57.200 (6)	55.250 (5)	340.700
6	COL - Colombia	54.900 (7)	55.600 (3)	55.050 (6)	<u>60.500</u> (7)	57.950 (3)	54.900 (7)	338.900
7	CAN - Canada	55.700 (6)	49.300 (7)	<u>55.050</u> (6)	61.000 (6)	56.200 (7)	56.100 (4)	333.350

Note:
Underlined totals indicate starting apparatus.

Legend:

Q Qualified for Team Final



Floor



Pommel Horse



Rings



Vault



Parallel Bars



Horizontal Bar







Results

Resultados / Resultados

Rank	Bib	Name	NOC Code							Total
1	156	FUENTES Jose Luis	VEN	14.800	14.500	<u>15.250</u>	15.450	14.850	14.300	89.150 Q
2	122	GIRALDO Jorge Hugo	COL	14.500	14.900	14.900	<u>15.300</u>	15.100	14.400	89.100 Q
3	143	RIVERA Luis	PUR	14.600	<u>15.100</u>	15.100	15.750	14.300	13.800	88.650 Q
4	127	MEDINA Gerardo	CUB	15.000	14.350	15.000	<u>15.700</u>	14.750	13.800	88.600 Q
5	145	VARGAS VELAZQUEZ L.	PUR	14.350	<u>14.700</u>	14.650	15.700	14.650	14.150	88.200 Q
6	105	ANJOS Luis	BRA	14.600	13.600	14.850	15.050	15.050	<u>14.300</u>	87.450 Q
7	144	RODRIGUEZ COLON A.	PUR	14.800	<u>14.800</u>	12.800	15.800	13.750	15.200	87.150 Q
8	146	ALVAREZ Guillermo	USA	15.050	13.150	14.750	15.800	14.800	<u>13.400</u>	86.950 Q
9	109	ROSA Victor	BRA	14.850	13.900	14.000	15.650	14.650	<u>13.900</u>	86.950 Q
10	147	DURANTE David Luca	USA	14.100	13.500	14.900	15.400	14.750	<u>14.000</u>	86.650 Q
11	108	RODRIGUES Mosiah	BRA	15.100	14.250	12.650	15.600	14.600	<u>14.400</u>	86.600 Q
12	137	CORRAL BARON Daniel	MEX	14.250	14.700	14.150	15.550	<u>14.050</u>	13.450	86.150 Q
13	155	FUENTES Fernando	VEN	14.350	13.850	<u>14.200</u>	15.850	14.150	13.400	85.800 Q
14	153	CARBONELL Carlos	VEN	14.450	13.050	<u>15.000</u>	15.700	14.100	13.050	85.350 Q
15	125	ARROYO Irving	CUB	14.300	13.100	13.550	<u>15.550</u>	14.300	14.350	85.150 Q
16	138	SOSA ABARCA L.	MEX	14.400	13.100	14.350	15.400	<u>13.900</u>	13.900	85.050 Q
17	117	GONZALEZ SEPULVEDA	CHI	15.450	13.050	13.600	15.950	<u>14.150</u>	12.450	84.650 Q
18	101	CHIARLO Lucas Matias	ARG	13.950	12.050	13.500	14.900	<u>14.150</u>	14.350	82.900 Q
19	130	VILLARDIS Reynier	CUB	13.500	13.600	13.700	<u>15.550</u>	13.400	13.000	82.750 Q
20	123	LUGO SICHACA D.	COL	12.500	13.900	14.050	<u>14.750</u>	14.150	13.200	82.550 Q
21	124	MESA GALVIS Fabian	COL	13.000	13.800	11.900	<u>14.550</u>	14.450	14.000	81.700 Q
22	103	MOLINARI F.	ARG	14.350	12.450	14.250	14.000	<u>12.950</u>	13.600	81.600 Q
23	114	SMITH Hugh	CAN	14.100	11.300	<u>13.100</u>	15.650	13.600	13.750	81.500 Q
24	121	CASTELLANOS GARCIA	COL	13.200	12.150	13.550	<u>14.850</u>	14.250	13.300	81.300
25	119	BROCHERO James	COL	14.200	13.000	12.550	<u>15.600</u>	13.650	12.300	81.300
26	102	MARTINEZ ERAZUN O.	ARG	12.900	12.750	13.950	13.050	<u>13.850</u>	13.100	79.600 Q
27	131	VIDAL Jesus	DOM	<u>13.700</u>	10.300	12.700	15.750	13.850	13.200	79.500 R
28	136	OLIVA Mynor Joel	GUA	13.300	11.300	13.650	14.600	<u>12.750</u>	11.900	77.500 R
29	135	JUAREZ Mynor Antonio	GUA	13.250	11.600	12.700	15.500	<u>13.000</u>	9.250	75.300 R
30	133	SAAVEDRA Andres	ECU	<u>10.250</u>	12.200	11.450	14.950	11.450	12.300	72.600 R
31	151	THORNTON Todd	USA		13.800	14.200	15.500	14.300	<u>14.400</u>	72.200
32	132	PORTALANZA GUERRA J.	ECU	<u>13.050</u>	8.750	10.650	14.500	11.600	12.250	70.800
33	110	SANTOS Adan	BRA	14.100		14.600	15.800	14.350	<u>11.500</u>	70.350
34	116	ANDERSEN Peter	CAN	13.400		<u>14.050</u>	14.900	14.300	13.700	70.350
35	112	MCELROY Pat	CAN	14.150	12.800	<u>13.600</u>	15.200		14.100	69.850
36	126	CAMPAÑA C.	CUB	13.050	12.050		<u>15.600</u>	14.750	14.100	69.550
37	157	TREJO Adickxon	VEN	14.050	12.100		14.600	13.900	13.850	68.500
38	111	LUKENCHUK Jayd	CAN	14.050	11.800		15.250	13.900	13.400	68.400
39	113	RAYMENT Aj	CAN	13.300	11.400	<u>13.300</u>	14.700	13.700		66.400
40	129	SILOT Fidel	CUB	13.800	12.100	13.850		12.450	12.900	65.100
41	150	SPRING Justin	USA	15.150			16.400	15.550	<u>14.650</u>	61.750
42	104	SANCHES Wilfredo	BOL	<u>11.800</u>	1.900	9.000	13.500	11.650	11.000	58.850
43	107	NOGUEIRA Danilo	BRA		14.100	15.000		14.350	<u>14.450</u>	57.900
44	149	HAGERTY Joey	USA	14.450	13.950			14.600	<u>13.900</u>	56.900
45	115	WALLS Jared	CAN		13.300	<u>14.100</u>		14.300	14.550	56.250
46	141	OQUENDO FLORES R.	PUR	13.850	<u>13.900</u>	14.300		13.550		55.600
47	148	GOLDEN Sean	USA	14.250		15.450	16.350			46.050
48	106	HYPOLITO Diego	BRA	15.900	13.600		16.100			45.600

Results

Resultados / Resultados

Rank	Bib	Name	NOC Code							Total
49	140	MORALES CASADO R.	PUR	14.350	<u>14.650</u>		15.700		0.000	44.700
50	142	RAMOS NIN Tommy	PUR			15.150		14.550	14.000	43.700
51	152	TOVAR Ivan	VEN		13.050			14.600	13.600	41.250
52	154	CARMONA Regulo	VEN			<u>16.200</u>	14.950			31.150
53	128	QUINTANA Adriel	CUB			13.150	<u>15.100</u>			28.250
54	118	FINGERHUTH CRIGNOLA	CHI				<u>15.250</u>			15.250

Note:
Underlined totals indicate starting apparatus.

Legend:
Q Qualified for All-Around Final R Reserve for All-Around Final

 Floor  Pommel Horse  Rings  Vault  Parallel Bars  Horizontal Bar

Results

Resultados / Resultados



Rank	Bib	Name	NOC Code	A Score	B Score	Pen	Total
1	143	RIVERA Luis	PUR	5.900	9.200		15.100 Q
2	122	GIRALDO Jorge Hugo	COL	5.800	9.100		14.900 Q
3	144	RODRIGUEZ COLON A.	PUR	6.000	8.800		14.800 Q
4	137	CORRAL BARON Daniel	MEX	5.500	9.200		14.700 Q
5	145	VARGAS VELAZQUEZ L.	PUR	5.900	8.800		14.700
6	140	MORALES CASADO R.	PUR	5.600	9.050		14.650
7	156	FUENTES Jose Luis	VEN	6.100	8.400		14.500 Q
8	127	MEDINA Gerardo	CUB	6.100	8.250		14.350 Q
9	108	RODRIGUES Mosiah	BRA	6.200	8.050		14.250 Q
10	107	NOGUEIRA Danilo	BRA	5.600	8.500		14.100 Q
11	149	HAGERTY Joey	USA	5.400	8.550		13.950 R
12	123	LUGO SICHACA D.	COL	5.300	8.600		13.900 R
13	141	OQUENDO FLORES R.	PUR	5.300	8.600		13.900
14	109	ROSA Victor	BRA	5.900	8.000		13.900
15	155	FUENTES Fernando	VEN	5.400	8.450		13.850 R
16	151	THORNTON Todd	USA	5.600	8.200		13.800
17	124	MESA GALVIS Fabian	COL	5.600	8.200		13.800
18	105	ANJOS Luis	BRA	5.200	8.400		13.600
19	106	HYPOLITO Diego	BRA	5.400	8.200		13.600
20	130	VILLARDIS Reynier	CUB	5.500	8.100		13.600
21	147	DURANTE David Luca	USA	5.700	7.800		13.500
22	115	WALLS Jared	CAN	5.100	8.200		13.300
23	146	ALVAREZ Guillermo	USA	5.600	7.550		13.150
24	125	ARROYO Irving	CUB	5.000	8.100		13.100
25	138	SOSA ABARCA L.	MEX	5.200	7.900		13.100
26	117	GONZALEZ SEPULVEDA	CHI	4.900	8.150		13.050
27	152	TOVAR Ivan	VEN	5.200	7.850		13.050
28	153	CARBONELL Carlos	VEN	5.400	7.650		13.050
29	119	BROCHERO James	COL	5.400	7.600		13.000
30	112	MCELROY Pat	CAN	5.300	7.500		12.800
31	102	MARTINEZ ERAZUN O.	ARG	4.900	7.850		12.750
32	103	MOLINARI F.	ARG	4.300	8.150		12.450
33	133	SAAVEDRA Andres	ECU	4.900	7.300		12.200
34	121	CASTELLANOS GARCIA	COL	4.900	7.250		12.150
35	157	TREJO Adickxon	VEN	4.800	7.300		12.100
36	129	SILOT Fidel	CUB	5.600	6.500		12.100
37	101	CHIARLO Lucas Matias	ARG	4.600	7.450		12.050
38	126	CAMPAÑA C.	CUB	4.800	7.250		12.050
39	111	LUKENCHUK Jayd	CAN	3.800	8.000		11.800
40	135	JUAREZ Mynor Antonio	GUA	4.300	7.300		11.600
41	113	RAYMENT Aj	CAN	3.800	7.600		11.400
42	114	SMITH Hugh	CAN	4.300	7.000		11.300
43	136	OLIVA Mynor Joel	GUA	5.000	6.300		11.300

Results

Resultados / Resultados



Rank	Bib	Name	NOC Code	A Score	B Score	Pen	Total
44	131	VIDAL Jesus	DOM	4.200	6.100		10.300
45	132	PORTALANZA GUERRA J.	ECU	2.600	6.150		8.750
46	104	SANCHES Wilfredo	BOL	1.900	0.000		1.900

Legend:

Q Qualified for Pommel Horse final

R Reserve for Pommel Horse final



Pommel Horse

Results

Resultados / Resultados



Rank	Bib	Name	NOC Code	A Score	B Score	Pen	Total
1	154	CARMONA Regulo	VEN	7.000	9.200		16.200 Q
2	148	GOLDEN Sean	USA	6.400	9.050		15.450 Q
3	156	FUENTES Jose Luis	VEN	6.500	8.750		15.250 Q
4	142	RAMOS NIN Tommy	PUR	6.200	8.950		15.150 Q
5	143	RIVERA Luis	PUR	6.300	8.800		15.100 Q
6	127	MEDINA Gerardo	CUB	6.100	8.900		15.000 Q
7	153	CARBONELL Carlos	VEN	6.300	8.700		15.000
8	107	NOGUEIRA Danilo	BRA	6.400	8.600		15.000 Q
9	147	DURANTE David Luca	USA	5.800	9.100		14.900 Q
10	122	GIRALDO Jorge Hugo	COL	6.300	8.600		14.900 R
11	105	ANJOS Luis	BRA	5.800	9.050		14.850 R
12	146	ALVAREZ Guillermo	USA	5.800	8.950		14.750
13	145	VARGAS VELAZQUEZ L.	PUR	6.200	8.450		14.650
14	110	SANTOS Adan	BRA	6.000	8.600		14.600
15	138	SOSA ABARCA L.	MEX	5.800	8.550		14.350 R
16	141	OQUENDO FLORES R.	PUR	5.800	8.500		14.300
17	103	MOLINARI F.	ARG	5.900	8.350		14.250
18	155	FUENTES Fernando	VEN	5.300	8.900		14.200
19	151	THORNTON Todd	USA	5.600	8.600		14.200
20	137	CORRAL BARON Daniel	MEX	5.800	8.350		14.150
21	115	WALLS Jared	CAN	5.700	8.400		14.100
22	123	LUGO SICHACA D.	COL	5.900	8.150		14.050
23	116	ANDERSEN Peter	CAN	6.100	7.950		14.050
24	109	ROSA Victor	BRA	5.300	8.700		14.000
25	102	MARTINEZ ERAZUN O.	ARG	5.400	8.550		13.950
26	129	SILOT Fidel	CUB	6.000	7.850		13.850
27	130	VILLARDIS Reynier	CUB	5.900	7.800		13.700
28	136	OLIVA Mynor Joel	GUA	5.100	8.550		13.650
29	117	GONZALEZ SEPULVEDA	CHI	4.800	8.800		13.600
30	112	MCELROY Pat	CAN	4.900	8.700		13.600
31	125	ARROYO Irving	CUB	5.200	8.350		13.550
32	121	CASTELLANOS GARCIA	COL	5.900	7.650		13.550
33	101	CHIARLO Lucas Matias	ARG	4.700	8.800		13.500
34	113	RAYMENT Aj	CAN	4.700	8.600		13.300
35	128	QUINTANA Adriel	CUB	5.000	8.150		13.150
36	114	SMITH Hugh	CAN	4.800	8.300		13.100
37	144	RODRIGUEZ COLON A.	PUR	4.500	8.300		12.800
38	135	JUAREZ Mynor Antonio	GUA	4.400	8.300		12.700
39	131	VIDAL Jesus	DOM	4.800	7.900		12.700
40	108	RODRIGUES Mosiah	BRA	4.200	8.450		12.650
41	119	BROCHERO James	COL	5.900	6.650		12.550
42	124	MESA GALVIS Fabian	COL	4.600	7.300		11.900
43	133	SAAVEDRA Andres	ECU	3.700	7.750		11.450



Arena Multi-uso
Arena Multi-uso
Arena Multi-uso

14 JUL 2007
12:00

Gymnastics Artistic

Ginástica Artística / Gimnasia Artística

Men's Qualification

Clasificación Masculina / Qualificação Masculina

Rings

Anillas / Argolas

Results

Resultados / Resultados



Rank	Bib	Name	NOC Code	A Score	B Score	Pen	Total
44	132	PORTALANZA GUERRA J.	ECU	3.300	7.350		10.650
45	104	SANCHES Wilfredo	BOL	2.700	6.300		9.000

Legend:

Q Qualified for Rings final

R Reserve for Rings final



Rings

Results

Resultados / Resultados



Rank	Bib	Name	NOC Code	A Score	B Score	Pen	Total
1	144	RODRIGUEZ COLON A.	PUR	6.200	9.000		15.200 Q
2	150	SPRING Justin	USA	6.200	8.450		14.650 Q
3	115	WALLS Jared	CAN	5.900	8.650		14.550 Q
4	107	NOGUEIRA Danilo	BRA	5.500	8.950		14.450 Q
5	122	GIRALDO Jorge Hugo	COL	5.600	8.800		14.400 Q
6	151	THORNTON Todd	USA	5.800	8.600		14.400 Q
7	108	RODRIGUES Mosiah	BRA	6.000	8.400		14.400 Q
8	101	CHIARLO Lucas Matias	ARG	5.400	8.950		14.350 Q
9	125	ARROYO Irving	CUB	5.800	8.550		14.350 R
10	105	ANJOS Luis	BRA	5.600	8.700		14.300
11	156	FUENTES Jose Luis	VEN	5.800	8.500		14.300 R
12	145	VARGAS VELAZQUEZ L.	PUR	5.300	8.850		14.150 R
13	112	MCELROY Pat	CAN	5.100	9.000		14.100
14	126	CAMPAÑA C.	CUB	5.600	8.500		14.100
15	142	RAMOS NIN Tommy	PUR	5.300	8.700		14.000
16	147	DURANTE David Luca	USA	5.500	8.500		14.000
17	124	MESA GALVIS Fabian	COL	6.000	8.000		14.000
18	109	ROSA Victor	BRA	5.500	8.400		13.900
19	138	SOSA ABARCA L.	MEX	5.900	8.000		13.900
20	149	HAGERTY Joey	USA	6.300	7.600		13.900
21	157	TREJO Adickxon	VEN	5.400	8.450		13.850
22	143	RIVERA Luis	PUR	5.300	8.500		13.800
23	127	MEDINA Gerardo	CUB	5.500	8.300		13.800
24	114	SMITH Hugh	CAN	4.600	9.150		13.750
25	116	ANDERSEN Peter	CAN	4.900	8.800		13.700
26	103	MOLINARI F.	ARG	5.000	8.600		13.600
27	152	TOVAR Ivan	VEN	5.100	8.500		13.600
28	137	CORRAL BARON Daniel	MEX	5.000	8.450		13.450
29	111	LUKENCHUK Jayd	CAN	5.100	8.300		13.400
30	155	FUENTES Fernando	VEN	5.300	8.100		13.400
31	146	ALVAREZ Guillermo	USA	5.400	8.000		13.400
32	121	CASTELLANOS GARCIA	COL	5.100	8.200		13.300
33	123	LUGO SICHACA D.	COL	5.100	8.100		13.200
34	131	VIDAL Jesus	DOM	5.200	8.000		13.200
35	102	MARTINEZ ERAZUN O.	ARG	4.800	8.300		13.100
36	153	CARBONELL Carlos	VEN	4.800	8.250		13.050
37	130	VILLARDIS Reynier	CUB	5.400	7.600		13.000
38	129	SILOT Fidel	CUB	5.100	7.800		12.900
39	117	GONZALEZ SEPULVEDA	CHI	4.100	8.350		12.450
40	133	SAAVEDRA Andres	ECU	3.800	8.500		12.300
41	119	BROCHERO James	COL	4.100	8.200		12.300
42	132	PORTALANZA GUERRA J.	ECU	4.400	7.850		12.250
43	136	OLIVA Mynor Joel	GUA	4.700	7.200		11.900

Results

Resultados / Resultados



Rank	Bib	Name	NOC Code	A Score	B Score	Pen	Total
44	110	SANTOS Adan	BRA	4.900	6.600		11.500
45	104	SANCHES Wilfredo	BOL	2.900	8.100		11.000
46	135	JUAREZ Mynor Antonio	GUA	2.900	6.350		9.250
47	140	MORALES CASADO R.	PUR	0.000	0.000		0.000

Legend:

Q Qualified for Horizontal Bar final **R** Reserve for Horizontal Bar final



Horizontal Bar

Results

Resultados / Resultados



Rank	Bib	Name	NOC Code	A Score	B Score	Pen	Total
1	150	SPRING Justin	USA	6.500	9.050		15.550 Q
2	122	GIRALDO Jorge Hugo	COL	6.000	9.100		15.100 Q
3	105	ANJOS Luis	BRA	6.100	8.950		15.050 Q
4	156	FUENTES Jose Luis	VEN	6.300	8.550		14.850 Q
5	146	ALVAREZ Guillermo	USA	5.600	9.200		14.800 Q
6	127	MEDINA Gerardo	CUB	6.000	8.750		14.750 Q
7	147	DURANTE David Luca	USA	6.100	8.650		14.750
8	126	CAMPAÑA C.	CUB	6.100	8.650		14.750 Q
9	109	ROSA Víctor	BRA	5.900	8.750		14.650 Q
10	145	VARGAS VELAZQUEZ L.	PUR	6.200	8.450		14.650 R
11	152	TOVAR Ivan	VEN	5.300	9.300		14.600 R
12	108	RODRIGUES Mosiah	BRA	5.500	9.100		14.600
13	149	HAGERTY Joey	USA	6.100	8.500		14.600
14	142	RAMOS NIN Tommy	PUR	5.900	8.650		14.550 R
15	124	MESA GALVIS Fabian	COL	5.800	8.650		14.450
16	110	SANTOS Adan	BRA	5.600	8.750		14.350
17	107	NOGUEIRA Danilo	BRA	5.600	8.750		14.350
18	143	RIVERA Luis	PUR	5.300	9.000		14.300
19	116	ANDERSEN Peter	CAN	5.600	8.700		14.300
20	125	ARROYO Irving	CUB	5.800	8.500		14.300
21	115	WALLS Jared	CAN	5.900	8.400		14.300
22	151	THORNTON Todd	USA	5.900	8.400		14.300
23	121	CASTELLANOS GARCIA	COL	5.600	8.650		14.250
24	101	CHIARLO Lucas Matias	ARG	5.200	8.950		14.150
25	155	FUENTES Fernando	VEN	5.500	8.650		14.150
26	123	LUGO SICHACA D.	COL	5.600	8.550		14.150
27	117	GONZALEZ SEPULVEDA	CHI	5.600	8.550		14.150
28	153	CARBONELL Carlos	VEN	5.500	8.600		14.100
29	137	CORRAL BARON Daniel	MEX	5.700	8.350		14.050
30	157	TREJO Adickxon	VEN	5.100	8.800		13.900
31	111	LUKENCHUK Jayd	CAN	5.200	8.700		13.900
32	138	SOSA ABARCA L.	MEX	5.900	8.000		13.900
33	131	VIDAL Jesus	DOM	5.200	8.650		13.850
34	102	MARTINEZ ERAZUN O.	ARG	5.600	8.250		13.850
35	144	RODRIGUEZ COLON A.	PUR	5.400	8.350		13.750
36	113	RAYMENT Aj	CAN	4.700	9.000		13.700
37	119	BROCHERO James	COL	5.700	7.950		13.650
38	114	SMITH Hugh	CAN	4.800	8.800		13.600
39	141	OQUENDO FLORES R.	PUR	5.100	8.450		13.550
40	130	VILLARDIS Reynier	CUB	5.900	7.500		13.400
41	135	JUAREZ Mynor Antonio	GUA	5.100	7.900		13.000
42	103	MOLINARI F.	ARG	5.700	7.250		12.950
43	136	OLIVA Mynor Joel	GUA	5.200	7.550		12.750



Arena Multi-uso
Arena Multi-uso
Arena Multi-uso

14 JUL 2007
12:00

Gymnastics Artistic

Ginástica Artística / Gimnasia Artística

Men's Qualification

Clasificación Masculina / Qualificação Masculina

Parallel Bars

Barras Paralelas / Barras Paralelas

Results

Resultados / Resultados



Rank	Bib	Name	NOC Code	A Score	B Score	Pen	Total
44	129	SILOT Fidel	CUB	5.100	7.350		12.450
45	104	SANCHES Wilfredo	BOL	3.600	8.050		11.650
46	132	PORTALANZA GUERRA J.	ECU	4.100	7.500		11.600
47	133	SAAVEDRA Andres	ECU	5.000	6.450		11.450

Legend:

Q Qualified for Parallel Bars final

R Reserve for Parallel Bars final



Parallel Bars

Results

Resultados / Resultados



Rank	Bib	Name	NOC Code	A Score	B Score	Pen	Total
1	106	HYPOLITO Diego	BRA	6.400	9.500		15.900 Q
2	117	GONZALEZ SEPULVEDA	CHI	6.200	9.250		15.450 Q
3	150	SPRING Justin	USA	6.100	9.050		15.150 Q
4	108	RODRIGUES Mosiah	BRA	5.900	9.200		15.100 Q
5	146	ALVAREZ Guillermo	USA	6.300	8.750		15.050 Q
6	127	MEDINA Gerardo	CUB	6.000	9.100	0.1	15.000 Q
7	109	ROSA Víctor	BRA	6.100	9.050	0.3	14.850
8	144	RODRIGUEZ COLON A.	PUR	5.700	9.100		14.800 Q
9	156	FUENTES Jose Luis	VEN	5.700	9.100		14.800 Q
10	105	ANJOS Luis	BRA	5.500	9.200	0.1	14.600
11	143	RIVERA Luis	PUR	5.900	8.700		14.600 R
12	122	GIRALDO Jorge Hugo	COL	5.500	9.000		14.500 R
13	153	CARBONELL Carlos	VEN	5.400	9.050		14.450 R
14	149	HAGERTY Joey	USA	6.200	8.250		14.450
15	138	SOSA ABARCA L.	MEX	5.800	8.600		14.400
16	140	MORALES CASADO R.	PUR	5.300	9.050		14.350
17	103	MOLINARI F.	ARG	5.300	9.050		14.350
18	155	FUENTES Fernando	VEN	5.600	8.750		14.350
19	145	VARGAS VELAZQUEZ L.	PUR	5.700	8.650		14.350
20	125	ARROYO Irving	CUB	5.500	8.800		14.300
21	137	CORRAL BARON Daniel	MEX	5.800	8.550	0.1	14.250
22	148	GOLDEN Sean	USA	6.300	7.950		14.250
23	119	BROCHERO James	COL	5.800	8.900	0.5	14.200
24	112	MCELROY Pat	CAN	5.400	8.750		14.150
25	110	SANTOS Adan	BRA	5.800	8.900	0.6	14.100
26	147	DURANTE David Luca	USA	5.300	8.800		14.100
27	114	SMITH Hugh	CAN	5.400	8.700		14.100
28	157	TREJO Adickxon	VEN	5.200	8.850		14.050
29	111	LUKENCHUK Jayd	CAN	5.200	8.850		14.050
30	101	CHIARLO Lucas Matias	ARG	4.700	9.250		13.950
31	141	OQUENDO FLORES R.	PUR	5.000	8.850		13.850
32	129	SILOT Fidel	CUB	5.900	7.900		13.800
33	131	VIDAL Jesus	DOM	5.600	8.100		13.700
34	130	VILLARDIS Reynier	CUB	5.600	8.600	0.7	13.500
35	116	ANDERSEN Peter	CAN	5.000	8.400		13.400
36	113	RAYMENT Aj	CAN	4.900	8.400		13.300
37	136	OLIVA Mynor Joel	GUA	5.700	8.100	0.5	13.300
38	135	JUAREZ Mynor Antonio	GUA	4.800	8.450		13.250
39	121	CASTELLANOS GARCIA	COL	4.800	8.400		13.200
40	132	PORTALANZA GUERRA J.	ECU	4.200	8.850		13.050
41	126	CAMPAÑA C.	CUB	5.500	7.550		13.050
42	124	MESA GALVIS Fabian	COL	4.100	8.900		13.000
43	102	MARTINEZ ERAZUN O.	ARG	5.000	8.000	0.1	12.900



Arena Multi-uso
Arena Multi-uso
Arena Multi-uso

14 JUL 2007
12:00

Gymnastics Artistic

Ginástica Artística / Gimnasia Artística

Men's Qualification

Clasificación Masculina / Qualificação Masculina

Floor Exercise

Suelo / Solo

Results

Resultados / Resultados



Rank	Bib	Name	NOC Code	A Score	B Score	Pen	Total
44	123	LUGO SICHACA D.	COL	5.700	6.800		12.500
45	104	SANCHES Wilfredo	BOL	4.800	7.100	0.1	11.800
46	133	SAAVEDRA Andres	ECU	4.700	6.350	0.8	10.250

Legend:

Q Qualified for Floor final

R Reserve for Floor final

 Floor

Results

Resultados / Resultados



Rank	Bib	Name	NOC Code	Vault	A Score	B Score	Pen.	Vault	Total
1	8	BARBOSA Jade	BRA	1	5.80	9.350		15.150	14.850 Q
				2	5.20	9.350		14.550	
2	13	SOUZA Lais	BRA	1	5.50	9.425		14.925	14.725 Q
				2	5.20	9.325		14.525	
3	55	TRANI Amber	USA	1	5.80	9.200		15.000	14.662 Q
				2	5.20	9.125		14.325	
4	40	GARCIA RODRIGUEZ BL.	MEX	1	5.50	9.300		14.800	14.425 Q
				2	4.80	9.250		14.050	
5	41	IBARRA VALDEZ Yeny	MEX	1	5.30	9.025		14.325	14.262 Q
				2	5.20	9.000		14.200	
6	22	GIL Jessica	COL	1	5.50	8.975		14.475	14.062 Q
				2	4.80	8.850		13.650	
7	17	MACKIE Charlotte	CAN	1	5.00	9.025		14.025	13.912 Q
				2	5.00	8.800		13.800	
8	29	SESE Yahanara	CUB	1	5.00	8.850		13.850	13.887 Q
				2	4.60	9.325		13.925	
9	6	TARABINI Ayelen	ARG	1	4.90	8.775		13.675	13.725 R
				2	4.60	9.175		13.775	
10	20	CASTRO LAZO M.	CHI	1	5.00	8.800		13.800	13.687 R
				2	5.20	8.375		13.575	
11	18	ROGERS Brittany	CAN	1	5.50	8.650		14.150	13.675 R
				2	4.60	8.600		13.200	
12	2	DELUZIO Virginia	ARG	1	5.00	8.600		13.600	13.587
				2	4.60	8.975		13.575	
13	45	LOPEZ RECCI Leysha	PUR	1	4.60	9.075		13.675	13.450
				2	5.00	8.325	0.1	13.225	
14	57	ROJAS Ivet	VEN	1	5.00	8.650		13.650	13.362
				2	4.40	8.675		13.075	
15	21	CASTRO Simona	CHI	1	5.00	8.400		13.400	13.250
				2	4.40	8.700		13.100	
16	35	MONZON Emely	GUA	1	5.80	8.475		14.275	13.100
				2	4.40	7.525		11.925	
17	1	CARNEVALE C.	ARG	1	4.80	8.100	0.1	12.800	12.437
				2	3.80	8.275		12.075	

Legend:

Q Qualified for Vault final

R Reserve for Vault final

 Vault

Judges Assignment

Asignación de Jueces / Designação dos Juizes

Superior Jury

BUTCHER Steven Lawrence

UPAG



Function	Name	NOC Code
A1	ECHEZARRETA José Angel	CUB
A2	TORO Enrique	ECU
B1	VILLAR Domingo	DOM
B2	LI LIN WAY Jim Anthony	PER
B3	CABALLERO Robson	BRA
B4	HERNANDEZ Cristian	ESA
Timer	ALBINO Cristiano	BRA
Line 1	KIMURA Ricardo	BRA
Line 2	MALZONE Marcos	BRA



Function	Name	NOC Code
A1	SANDOVAL Jorge	VEN
A2	CULBERTSON Jon	USA
B1	QUESADA DÍAZ Ubaldo	CUB
B2	RODRIGUEZ Joseph	PUR
B3	STAMATTI Fabia	ARG
B4	THOMPSON Kelly	CAN



Function	Name	NOC Code
A1	BERNABE Douglas	ESA
A2	LAGOS Rodrigo	CHI
B1	HIRSCH Michael	USA
B2	TEJEDA Sergio	GUA
B3	BUITRAGO Oscar	COL
B4	MORALES HENRÍQUEZ Manuel	CUB



Function	Name	NOC Code
A1	COLON Javier	PUR
A2	VILLANUEVA Luis	MEX
B1	BURTET NETO Eliseu	BRA
B2	BACHMAN Dan	USA
B3	JACKSON Gregory	CAN
B4	FERMÍN José	VEN



Function	Name	NOC Code
A1	PAQUIN Robert	CAN
A2	PANTIGA Gilberto	BRA
B1	CAMACHO Richard	PUR
B2	GARCIA William	CUB
B3	VARGAS Adolfo	VEN
B4	VELASQUEZ Juan Carlos	COL
Timer	VERNETTI FERREIRA Edgard	BRA



Function	Name	NOC Code
A1	SAGRERAS Alejandro	ARG
A2	CORREDOR Jaime	COL
B1	CARROLL John	CAN
B2	LIZARDI Diego	PUR
B3	MORALES Francisco	VEN
B4	BALDERRAMA Huascar	BOL

Legend:

Ax Panel 'A' judges

Bx Panel 'B' judges



Floor



Pommel Horse



Rings



Vault









Parallel Bars



Horizontal Bar

Results

Resultados / Resultados

Rank	Bib	Name	NOC Code							Total
1	156	FUENTES Jose Luis	VEN	14.550	15.150	15.350	<u>15.450</u>	15.150	14.800	90.450
2	122	GIRALDO Jorge Hugo	COL	14.900	14.700	<u>15.000</u>	15.600	14.500	14.750	89.450
3	146	ALVAREZ Guillermo	USA	15.300	<u>14.350</u>	14.550	15.500	14.450	13.750	87.900
4	145	VARGAS VELAZQUEZ L.	PUR	14.750	13.800	<u>14.900</u>	15.650	14.300	14.400	87.800
5	147	DURANTE David Luca	USA	14.600	<u>13.650</u>	14.850	15.600	14.900	14.150	87.750
6	127	MEDINA Gerardo	CUB	13.900	14.900	14.550	<u>15.250</u>	14.550	14.200	87.350
7	143	RIVERA Luis	PUR	14.400	14.700	13.450	<u>15.700</u>	14.100	14.200	86.550
8	105	ANJOS Luis	BRA	13.450	13.850	14.850	<u>15.200</u>	14.800	14.200	86.350
9	108	RODRIGUES Mosiah	BRA	<u>14.800</u>	13.600	13.050	15.500	14.600	14.500	86.050
10	103	MOLINARI F.	ARG	<u>14.150</u>	13.600	14.300	15.350	14.400	13.750	85.550
11	137	CORRAL BARON Daniel	MEX	13.500	13.400	<u>14.250</u>	15.700	14.550	13.850	85.250
12	138	SOSA ABARCA L.	MEX	14.450	13.050	<u>13.700</u>	15.050	14.350	14.600	85.200
13	144	RODRIGUEZ COLON A.	PUR	15.050	13.700	11.850	<u>15.250</u>	14.000	15.150	85.000
14	155	FUENTES Fernando	VEN	14.250	<u>13.050</u>	13.650	15.500	14.400	13.700	84.550
15	114	SMITH Hugh	CAN	<u>14.900</u>	12.800	13.250	15.400	13.700	13.450	83.500
16	153	CARBONELL Carlos	VEN	13.400	12.700	15.350	<u>15.400</u>	14.150	12.150	83.150
17	130	VILLARDIS Reynier	CUB	<u>14.300</u>	12.750	14.100	13.900	14.450	12.900	82.400
18	125	ARROYO Irving	CUB	<u>13.850</u>	12.500	13.250	15.300	12.900	13.900	81.700
19	124	MESA GALVIS Fabian	COL	13.200	<u>13.250</u>	12.150	14.550	14.200	14.300	81.650
20	123	LUGO SICHACA D.	COL	13.000	12.900	<u>13.650</u>	14.050	14.750	13.100	81.450
21	101	CHIARLO Lucas Matias	ARG	13.050	12.300	<u>13.150</u>	14.850	13.850	13.850	81.050
22	102	MARTINEZ ERAZUN O.	ARG	<u>13.650</u>	11.250	13.950	14.600	13.400	13.050	79.900
23	135	JUAREZ Mynor Antonio	GUA	12.550	<u>12.250</u>	12.600	15.450	13.250	12.200	78.300
24	136	OLIVA Mynor Joel	GUA	13.750	<u>13.200</u>	12.800	14.700	13.450	9.800	77.700

Note:
Underlined totals indicate starting apparatus.

Legend:



Floor



Pommel Horse



Rings



Vault



Parallel Bars



Horizontal Bar

Judges Assignment

Asignación de Jueces / Designação dos Juizes

CORRECTED

Superior Jury

BUTCHER Steven Lawrence
+ CTM UPAG

UPAG



Function	Name	NOC Code
A1	ECHEZARRETA José Angel	CUB
A2	TORO Enrique	ECU
B1	RODRIGUEZ Joseph	PUR
B2	CABALLERO Robson	BRA
B3	BACHMAN Dan	USA
B4	LAGOS Rodrigo	CHI
B5	TEJEDA Sergio	GUA
B6	VILLANUEVA Luis	MEX
Timer 1	ALBINO Cristiano	BRA
Line 1	KIMURA Ricardo	BRA
Line 2	MALZONE Marcos	BRA

Function	Name	NOC Code
A1	SANDOVAL Jorge	VEN
A2	CULBERTSON Jon	USA
B1	RODRIGUEZ Joseph	PUR
B2	VILLANUEVA Luis	MEX
B3	BUITRAGO Oscar	COL
B4	BURTET NETO Eliseu	BRA
B5	QUESADA DÍAZ Ubaldo	CUB
B6	TORO Zapata	ECU



Function	Name	NOC Code
A1	BERNABE Douglas	ESA
A2	LAGOS Rodrigo	CHI
B1	HIRSCH Michael	USA
B2	MORALES HENRÍQUEZ Manuel	CUB
B3	MORALES Francisco	VEN
B4	LIZARDI Diego	PUR
B5	CABALLERO Robson	BRA
B6	LI LIN WAY Jim Anthony	PER

Function	Name	NOC Code
A1	COLON Javier	PUR
A2	VILLANUEVA Luis	MEX
B1	BURTET NETO Eliseu	BRA
B2	VILLAR Domingo	DOM
B3	FERMÍN José	VEN
B4	LAGOS Rodrigo	CHI
B5	CARROLL John	CAN
B6	BUITRAGO Oscar	COL
Line 1	BISCALCHIN Daniel	BRA



Function	Name	NOC Code
A1	PAQUIN Robert	CAN
A2	PANTIGA Gilberto	BRA
B1	GARCIA William	CUB
B2	VELASQUEZ Juan Carlos	COL
B3	BACHMAN Dan	USA
B4	VARGAS Adolfo	VEN
B5	CAMACHO Richard	PUR
B6	STAMATTI Fabia	ARG
Timer 1	VERNETTI FERREIRA Edgard	BRA

Function	Name	NOC Code
A1	SAGRERAS Alejandro	ARG
A2	CORREDOR Jaime	COL
B1	CABALLERO Robson	BRA
B2	LIZARDI Diego	PUR
B3	MORALES HENRÍQUEZ Manuel	CUB
B4	CULBERTSON Jon	USA
B5	HERNANDEZ Cristian	ESA
B6	BALDERRAMA Rodrigo	BOL

Legend:

Ax Panel 'A' judges

Bx Panel 'B' judges



Floor



Pommel Horse



Rings



Vault



Parallel Bars



Horizontal Bar

Results

Resultados / Resultados



Rank	Bib	Name	NOC Code	A Score	B Score	Pen	Total
1	143	RIVERA Luis	PUR	6.000	9.175		15.175
1	156	FUENTES Jose Luis	VEN	6.100	9.075		15.175
3	144	RODRIGUEZ COLON A.	PUR	6.000	9.025		15.025
4	122	GIRALDO Jorge Hugo	COL	5.800	9.200		15.000
5	137	CORRAL BARON Daniel	MEX	5.500	9.125		14.625
6	108	RODRIGUES Mosiah	BRA	6.100	8.425		14.525
7	107	NOGUEIRA Danilo	BRA	5.500	8.750		14.250
8	127	MEDINA Gerardo	CUB	5.900	8.200		14.100

Legend:



Pommel Horse



Arena Multi-uso
Arena Multi-uso
Arena Multi-uso

17 JUL 2007
15:15

Gymnastics Artistic

Ginástica Artística / Gimnasia Artística

Men's Rings Final

Anillas Final Masculina / Argolas Final Masculina

Results

Resultados / Resultados



Rank	Bib	Name	NOC Code	A Score	B Score	Pen	Total
1	154	CARMONA Regulo	VEN	7.000	8.675		15.675
2	148	GOLDEN Sean	USA	6.400	8.875		15.275
3	153	CARBONELL Carlos	VEN	6.300	8.850		15.150
4	142	RAMOS NIN Tommy	PUR	6.200	8.900		15.100
5	147	DURANTE David Luca	USA	6.200	8.700		14.900
6	127	MEDINA Gerardo	CUB	6.100	8.775		14.875
7	107	NOGUEIRA Danilo	BRA	6.300	8.275		14.575
8	143	RIVERA Luis	PUR	6.200	8.150		14.350

Legend:



Rings

Results

Resultados / Resultados



Rank	Bib	Name	NOC Code	A Score	B Score	Pen	Total
1	108	RODRIGUES Mosiah	BRA	6.000	8.625		14.625
2	122	GIRALDO Jorge Hugo	COL	5.800	8.750		14.550
3	107	NOGUEIRA Danilo	BRA	5.500	8.950		14.450
4	125	ARROYO Irving	CUB	5.600	8.700		14.300
5	101	CHIARLO Lucas Matias	ARG	5.400	8.875		14.275
6	150	SPRING Justin	USA	6.100	8.075		14.175
7	151	THORNTON Todd	USA	5.800	8.175		13.975
8	144	RODRIGUEZ COLON A.	PUR	6.100	7.625		13.725

Legend:



Horizontal Bar



Arena Multi-uso
Arena Multi-uso
Arena Multi-uso

17 JUL 2007
17:05

Gymnastics Artistic

Ginástica Artística / Gimnasia Artística

Men's Parallel Bars Final

Barras Paralelas Final Masculina / Barras Paralelas Final Masculina

Results

Resultados / Resultados



Rank	Bib	Name	NOC Code	A Score	B Score	Pen	Total
1	150	SPRING Justin	USA	6.500	9.050		15.550
2	122	GIRALDO Jorge Hugo	COL	6.300	9.000		15.300
3	145	VARGAS VELAZQUEZ L.	PUR	6.300	8.850		15.150
4	156	FUENTES Jose Luis	VEN	6.200	8.850		15.050
5	127	MEDINA Gerardo	CUB	5.900	8.900		14.800
6	126	CAMPAÑA C.	CUB	5.900	8.825		14.725
7	105	ANJOS Luis	BRA	6.100	8.475		14.575
8	146	ALVAREZ Guillermo	USA	4.400	8.600		13.000

Legend:



Parallel Bars

Results

Resultados / Resultados



Rank	Bib	Name	NOC Code	Vault	A Score	B Score	Pen.	Vault	Total
1	106	HYPOLITO Diego	BRA	1	6.60	9.525		16.125	16.162
				2	6.60	9.600		16.200	
2	117	GONZALEZ SEPULVEDA	CHI	1	6.60	9.500		16.100	15.937
				2	6.20	9.575		15.775	
3	143	RIVERA Luis	PUR	1	6.20	9.575		15.775	15.737
				2	6.20	9.500		15.700	
4	113	RAYMENT Aj	CAN	1	6.20	9.375		15.575	15.675
				2	6.20	9.575		15.775	
5	155	FUENTES Fernando	VEN	1	6.20	9.375		15.575	15.525
				2	6.60	9.175	0.3	15.475	
6	119	BROCHERO James	COL	1	6.20	9.400		15.600	15.375
				2	6.60	8.550		15.150	
7	144	RODRIGUEZ COLON A.	PUR	1	6.20	9.425		15.625	15.062
				2	5.40	9.400	0.3	14.500	
8	131	VIDAL Jesus	DOM	1	6.20	9.125	0.1	15.225	15.037
				2	6.60	8.550	0.3	14.850	

Legend:

 Vault



Arena Multi-uso
Arena Multi-uso
Arena Multi-uso

17 JUL 2007
13:50

Gymnastics Artistic

Ginástica Artística / Gimnasia Artística

Men's Floor Exercise Final

Suelo Final Masculina / Solo Final Masculina

Results

Resultados / Resultados



Rank	Bib	Name	NOC Code	A Score	B Score	Pen	Total
1	106	HYPOLITO Diego	BRA	6.400	9.475		15.875
2	146	ALVAREZ Guillermo	USA	6.500	9.125		15.625
3	117	GONZALEZ SEPULVEDA	CHI	6.200	9.350		15.550
4	144	RODRIGUEZ COLON A.	PUR	5.700	9.475		15.175
5	108	RODRIGUES Mosiah	BRA	5.900	9.100		15.000
6	143	RIVERA Luis	PUR	5.900	9.075		14.975
7	150	SPRING Justin	USA	5.900	8.800		14.700
8	127	MEDINA Gerardo	CUB	6.100	8.225	0.1	14.225

Legend:

 Floor

Judges Assignment

Asignación de Jueces / Designação dos Juizes

Superior Jury

LARIO Helena

UPAG



Function	Name	NOC Code
A1	LALIBERTÉ Hélène	CAN
A2	SEGARRA Maniliz	PUR
B1	LALIBERTÉ Hélène	CAN
B2	SEGARRA Maniliz	PUR
B3	BONILLA Karla	GUA
B4	HAMILTON Cheryl	USA
B5	HERRERA FAÚNDEZ Tamara	CHI
B6	ZERMEÑO Margarita	MEX
Line 1	GONZALEZ CALERO Leyanet	CUB



Function	Name	NOC Code
A1	DECRISTOFORO Maria	USA
A2	MARTINEZ BENAVIDEZ Orisel	CUB
B1	DECRISTOFORO Maria	USA
B2	MARTINEZ BENAVIDEZ Orisel	CUB
B3	ALVES Adriana	BRA
B4	INFANTE Lucinda	PER
B5	MENESSES Wendy	ESA
B6	ARMITAGE Liz	CAN
Timer 1	KAMMERS NAATZ Katia	BRA
Timer 2	SILVA SOARES Gisele	BRA



Function	Name	NOC Code
A1	SAWASATO Yumi	BRA
A2	SABOGAL Cecilia	COL
B1	SAWASATO Yumi	BRA
B2	SABOGAL Cecilia	COL
B3	SORIA Marcela	BOL
B4	JARDEL Patricia	ARG
B5	ELSY Villalobos	VEN
B6	SANTIAGO Legna	PUR
Timer 1	BERGUE Lisiane	BRA



Function	Name	NOC Code
A1	CALABRO Monica	ARG
A2	GOMEZ Andrea	MEX
B1	CALABRO Monica	ARG
B2	GOMEZ Andrea	MEX
B3	VALDEZ PEDROSO Silvia	CUB
B4	RUGA Mónica	URU
B5	LAQUERRE Lois	CAN
B6	BENCK Rossana	BRA
Timer 1	DOS SANTOS Catarina	BRA
Line 1	YULIAN Yariza	PUR
Line 2	MALONEY Constance	USA

Legend:

Ax Panel 'A' judges

Bx Panel 'B' judges



Vault



Unevens Bars



Beam







Floor

Results

Resultados / Resultados





CORRECTED

Rank	Bib	NOC Name					Total	Ind. Rank
1 USA - United States								
	50	BROSS Rebecca	14.950	14.725	15.725	15.100	60.500	(3)
	51	HONG Ivana	14.600	14.875	15.550	13.725	58.750	(5)
	52	JOHNSON Shawn	15.125	15.325	16.250	15.150	61.850	(1)
	53	LIUKIN Anastasia		15.825	15.875		31.700	(48)
	54	PESZEK Samantha	14.900	13.975	14.650	14.125	57.650	(8)
	55	TRANI Amber	15.000			14.725	29.725	(49)
		Total	59.975 (1)	60.750 (1)	63.400 (1)	59.100 (2)	243.225	
2 BRA - Brazil								
	8	BARBOSA Jade	15.150	15.000	15.175	15.325	60.650	(2)
	9	DIAS Khiuani	14.800	14.800	14.550	13.075	57.225	(9)
	10	HYPOLITO Daniele	13.900	14.550	14.700	14.600	57.750	(6)
	11	DOS SANTOS Daiane				15.150	15.150	(52)
	12	SILVA Ana	12.450	14.225	14.225		40.900	(41)
	13	SOUZA Lais	14.925	15.150	14.600	14.350	59.025	(4)
		Total	58.775 (2)	59.500 (2)	59.025 (2)	59.425 (1)	236.725	
3 CAN - Canada								
	14	DESJARDINS-LABELLE	13.575		12.775	13.750	40.100	(43)
	15	LEE Peng-Peng	14.050	13.425	14.475	14.325	56.275	(11)
	16	LIU Ti		13.975	13.750		27.725	(50)
	17	MACKIE Charlotte	14.025	14.125	14.725	12.825	55.700	(13)
	18	ROGERS Brittany	14.150	13.950		13.075	41.175	(40)
	19	WILLIS Emma	13.175	12.800	13.875	13.325	53.175	(22)
		Total	55.800 (5)	55.475 (4)	56.825 (3)	54.475 (4)	222.575	
4 CUB - Cuba								
	25	ALIQUE Jennifer			14.300	11.875	26.175	(51)
	26	BROSSARD Rosmery	13.950	12.425		12.525	38.900	(44)
	27	LAMAS Dunas	13.425	13.200	13.525	12.900	53.050	(23)
	28	RODRIGUEZ LEON D.	13.850	13.050	13.625		40.525	(42)
	29	SESE Yahanara	13.850	14.000	14.300	12.450	54.600	(16)
	30	TAMAYO Madelen	14.625	13.975	14.300	13.850	56.750	(10)
		Total	56.275 (4)	54.225 (5)	56.525 (4)	51.725 (6)	218.750	
5 ARG - Argentina								
	1	CARNEVALE C.	12.800	11.650	12.575		37.025	(47)
	2	DELUZIO Virginia	13.600	12.050	14.400	13.950	54.000	(18)
	3	DOMENEGHINI N.						
	4	POLIANDRI Maria Sol	13.650	9.875	12.550	14.025	50.100	(30)
	5	SALOMON Florencia	13.825	11.925	13.775	12.550	52.075	(27)
	6	TARABINI Ayelen	13.675	12.225	13.475	13.500	52.875	(25)
		Total	54.750 (6)	47.850 (6)	54.225 (6)	54.025 (5)	210.850	

Results

Resultados / Resultados

CORRECTED

Rank	Bib	NOC Name					Total	Ind. Rank
6 PUR - Puerto Rico								
	43	GARCIA CIFREDO J.	12.575		12.350	12.350	37.275	(46)
	44	GARCIA RODRIGUEZ B.		9.875			9.875	(54)
	45	LOPEZ RECCI Leysha	13.675	12.100	12.375	11.475	49.625	(32)
	46	RIVERA Mariecarmen	13.300	10.325	13.675	12.550	49.850	(31)
	47	SANABRIA ROBLES S.	12.850	12.550	13.300	14.075	52.775	(26)
	48	SANGUINETI LOZADA G.	13.175	11.075	12.975	12.350	49.575	(33)
		Total	53.000 (7)	<u>46.050</u> (7)	52.325 (7)	51.325 (7)	202.700	

MEX - Mexico								
	37	CANTU MATA Maricela	13.725	13.800	14.075	14.350	55.950	(12)
	38	ESTRADA MARTINEZ Y.	14.075	14.050	13.200	13.525	54.850	(15)
	39	GARCIA AGUIÑAGA E.			13.125		13.125	(53)
	40	GARCIA RODRIGUEZ BL.	14.800	15.075	14.300	13.525	57.700	(7)
	41	IBARRA VALDEZ Yeny	14.325	13.950	12.900	13.725	54.900	(14)
		Total	56.925 (3)	<u>56.875</u> (3)	54.700 (5)	55.125 (3)	DSQ	

INDIVIDUALS

BOL - Bolivia								
	7	GUTIERREZ Milenka	12.150	8.825	11.150	12.375	44.500	(39)
CHI - Chile								
	20	CASTRO LAZO M.	13.800	10.500	12.075	13.000	49.375	(35)
	21	CASTRO Simona	13.400	10.000	12.500	12.875	48.775	(37)
COL - Colombia								
	22	GIL Jessica	14.475	13.025	12.900	13.975	54.375	(17)
	23	SANCHEZ CARDENAS N.	13.925	13.300	14.025	12.275	53.525	(21)
	24	VELEZ Bibiana	14.050	12.975	13.225	13.700	53.950	(19)
ESA - El Salvador								
	32	CLADELLAS Camila	12.150	11.075	12.625	11.750	47.600	(38)
	33	MELENDEZ Emilia	12.800	13.025	13.925	12.075	51.825	(28)
GUA - Guatemala								
	34	LAU Sabrina	13.400	12.050	12.600	11.325	49.375	(36)
	35	MONZON Emely	14.275	12.550	12.850	13.325	53.000	(24)
URU - Uruguay								
	49	MOCCIA Romina	12.500	7.325	9.100	9.650	38.575	(45)



Arena Multi-uso
Arena Multi-uso
Arena Multi-uso

14 JUL 2007
19:00

Gymnastics Artistic

Ginástica Artística / Gimnasia Artística





Women's Qualification

Clasificación Femenina / Classificação Feminina

Results

Resultados / Resultados

CORRECTED

Rank	Bib	NOC Name					Total	Ind. Rank
VEN - Venezuela								
31		SOTILLO Johanny	12.075	11.800	13.225	12.400	49.500	(34)
56		LOPEZ Jessica	13.125	13.950	13.850	12.750	53.675	(20)
57		ROJAS Ivet	13.650	11.950	12.625	12.875	51.100	(29)

MEX disqualified. Bronze medal for CAN
MEX descalificado. Medalla de bronce para CAN
MEX desclassificado. Medalha de bronze para CAN

Note:
Underlined totals indicate starting apparatus.
Italics indicate the low (non-counting) score.

Legend:
Ind. Individual Q Qualified for Team Final

 Vault  Unevens Bars  Beam  Floor



Arena Multi-uso
Arena Multi-uso
Arena Multi-uso

14 JUL 2007
21:00

Gymnastics Artistic

Ginástica Artística / Gimnasia Artística

Women's Qualification

Clasificación Femenina / Classificação Feminina





Team

Equipo / Equipe

Results

Resultados / Resultados

CORRECTED

Rank	NOC					Total
1	USA - United States	59.975 (1)	60.750 (1)	63.400 (1)	<u>59.100</u> (2)	243.225
2	BRA - Brazil	58.775 (2)	59.500 (2)	<u>59.025</u> (2)	59.425 (1)	236.725
3	CAN - Canada	55.800 (5)	55.475 (4)	<u>56.825</u> (3)	54.475 (4)	222.575
4	CUB - Cuba	56.275 (4)	54.225 (5)	56.525 (4)	<u>51.725</u> (6)	218.750
5	ARG - Argentina	<u>54.750</u> (6)	47.850 (6)	54.225 (6)	54.025 (5)	210.850
6	PUR - Puerto Rico	53.000 (7)	<u>46.050</u> (7)	52.325 (7)	51.325 (7)	202.700
	MEX - Mexico	56.925 (3)	<u>56.875</u> (3)	54.700 (5)	55.125 (3)	DSQ

MEX disqualified. Bronze medal for CAN
MEX descalificado. Medalla de bronce para CAN
MEX desclassificado. Medalha de bronce para CAN

Note:
Underlined totals indicate starting apparatus.

Legend:
Q Qualified for Team Final

 Vault  Unevens Bars  Beam  Floor

Judges Assignment

Asignación de Jueces / Designação dos Juizes

Superior Jury

LARIO Helena

UPAG



Function	Name	NOC Code
A1	LALIBERTÉ Hélène	CAN
A2	SEGARRA Maniliz	PUR
B1	LALIBERTÉ Hélène	CAN
B2	SEGARRA Maniliz	PUR
B3	INFANTE Lucinda	PER
B4	LOPEZ Silvina	ARG
B5	HERRERA FAÚNDEZ Tamara	CHI
B6	GONZALEZ CALERO Leyanet	CUB
Line 1	HAMILTON Cheryl	USA



Function	Name	NOC Code
A1	DECRISTOFORO Maria	USA
A2	MARTINEZ BENAVIDEZ Orisel	CUB
B1	DECRISTOFORO Maria	USA
B2	MARTINEZ BENAVIDEZ Orisel	CUB
B3	RUGA Mónica	URU
B4	DÍAZ Nayira	MEX
B5	YULIAN Yariza	PUR
B6	JARDEL Patricia	ARG
Timer 1	KAMMERS NAATZ Katia	BRA
Timer 2	SILVA SOARES Gisele	BRA



Function	Name	NOC Code
A1	SAWASATO Yumi	BRA
A2	SABOGAL Cecilia	COL
B1	SAWASATO Yumi	BRA
B2	SABOGAL Cecilia	COL
B3	LAQUERRE Lois	CAN
B4	MENESES Wendy	ESA
B5	BONILLA Karla	GUA
B6	ELSY Villalobos	VEN
Timer 1	BERGUE Lisiane	BRA



Function	Name	NOC Code
A1	CALABRO Monica	ARG
A2	GOMEZ Andrea	MEX
B1	CALABRO Monica	ARG
B2	GOMEZ Andrea	MEX
B3	SORIA Marcela	BOL
B4	MALONEY Constance	USA
B5	BENCK Rossana	BRA
B6	SANTIAGO Legna	PUR
Timer 1	DOS SANTOS Catarina	BRA
Line 1	VALDEZ PEDROSO Silvia	CUB
Line 2	ARMITAGE Liz	CAN

Legend:

Ax Panel 'A' judges

Bx Panel 'B' judges



Vault



Unevens Bars



Beam





Floor

Results

Resultados / Resultados





CORRECTED

Rank	Bib	Name	NOC Code					Total
1	52	JOHNSON Shawn	USA	15.125	15.325	16.250	15.150	61.850 Q
2	8	BARBOSA Jade	BRA	15.150	15.000	15.175	15.325	60.650 Q
3	50	BROSS Rebecca	USA	14.950	14.725	15.725	15.100	60.500 Q
4	13	SOUZA Lais	BRA	14.925	15.150	14.600	14.350	59.025 Q
5	51	HONG Ivana	USA	14.600	14.875	15.550	13.725	58.750 Q
6	10	HYPOLITO Daniele	BRA	13.900	14.550	14.700	14.600	57.750 Q
7	40	GARCIA RODRIGUEZ BL.	MEX	14.800	15.075	14.300	13.525	57.700 Q
8	54	PESZEK Samantha	USA	14.900	13.975	14.650	14.125	57.650
9	9	DIAS Khiuani	BRA	14.800	14.800	14.550	13.075	57.225
10	30	TAMAYO Madelen	CUB	14.625	13.975	14.300	<u>13.850</u>	56.750 Q
11	15	LEE Peng-Peng	CAN	14.050	13.425	<u>14.475</u>	14.325	56.275 Q
12	37	CANTU MATA Maricela	MEX	13.725	13.800	14.075	14.350	55.950 Q
13	17	MACKIE Charlotte	CAN	14.025	14.125	<u>14.725</u>	12.825	55.700 Q
14	41	IBARRA VALDEZ Yeny	MEX	14.325	13.950	12.900	13.725	54.900 Q
15	38	ESTRADA MARTINEZ Y.	MEX	14.075	14.050	13.200	13.525	54.850
16	29	SESE Yahanara	CUB	13.850	14.000	14.300	<u>12.450</u>	54.600 Q
17	22	GIL Jessica	COL	14.475	13.025	12.900	13.975	54.375 Q
18	2	DELUZIO Virginia	ARG	<u>13.600</u>	12.050	14.400	13.950	54.000 Q
19	24	VELEZ Bibiana	COL	14.050	12.975	13.225	13.700	53.950 Q
20	56	LOPEZ Jessica	VEN	13.125	13.950	13.850	12.750	53.675 Q
21	23	SANCHEZ CARDENAS N.	COL	13.925	13.300	14.025	12.275	53.525 Q
22	19	WILLIS Emma	CAN	13.175	12.800	<u>13.875</u>	13.325	53.175 Q
23	27	LAMAS Dunas	CUB	13.425	13.200	13.525	<u>12.900</u>	53.050 Q
24	35	MONZON Emely	GUA	14.275	12.550	12.850	13.325	53.000 Q
25	6	TARABINI Ayelen	ARG	<u>13.675</u>	12.225	13.475	13.500	52.875 Q
26	47	SANABRIA ROBLES S.	PUR	12.850	<u>12.550</u>	13.300	14.075	52.775 Q
27	5	SALOMON Florencia	ARG	<u>13.825</u>	11.925	13.775	12.550	52.075 Q
28	33	MELENDEZ Emilia	ESA	12.800	13.025	13.925	12.075	51.825 R
29	57	ROJAS Ivet	VEN	13.650	11.950	12.625	12.875	51.100 R
30	4	POLIANDRI Maria Sol	ARG	<u>13.650</u>	9.875	12.550	14.025	50.100
31	46	RIVERA Maricarmen	PUR	13.300	<u>10.325</u>	13.675	12.550	49.850 R
32	45	LOPEZ RECCI Leysha	PUR	13.675	<u>12.100</u>	12.375	11.475	49.625 R
33	48	SANGUINETI LOZADA G.	PUR	13.175	<u>11.075</u>	12.975	12.350	49.575
34	31	SOTILLO Johanny	VEN	12.075	11.800	13.225	12.400	49.500
35	20	CASTRO LAZO M.	CHI	13.800	10.500	12.075	13.000	49.375
36	34	LAU Sabrina	GUA	13.400	12.050	12.600	11.325	49.375
37	21	CASTRO Simona	CHI	13.400	10.000	12.500	12.875	48.775
38	32	CLADELLAS Camila	ESA	12.150	11.075	12.625	11.750	47.600
39	7	GUTIERREZ Milenka	BOL	12.150	8.825	11.150	12.375	44.500
40	18	ROGERS Brittany	CAN	14.150	13.950		13.075	41.175
41	12	SILVA Ana	BRA	12.450	14.225	14.225		40.900
42	28	RODRIGUEZ LEON D.	CUB	13.850	13.050	13.625		40.525
43	14	DESJARDINS-LABELLE	CAN	13.575		<u>12.775</u>	13.750	40.100
44	26	BROSSARD Rosmery	CUB	13.950	12.425		<u>12.525</u>	38.900
45	49	MOCCIA Romina	URU	12.500	7.325	9.100	9.650	38.575
46	43	GARCIA CIFREDO J.	PUR	12.575		12.350	12.350	37.275
47	1	CARNEVALE C.	ARG	<u>12.800</u>	11.650	12.575		37.025
48	53	LIUKIN Anastasia	USA		15.825	15.875		31.700

Results

Resultados / Resultados

CORRECTED

Rank	Bib	Name	NOC Code					Total
49	55	TRANI Amber	USA	15.000			14.725	29.725
50	16	LIU Ti	CAN		13.975	<u>13.750</u>		27.725
51	25	ALIQUE Jennifer	CUB			14.300	<u>11.875</u>	26.175
52	11	DOS SANTOS Daiane	BRA				15.150	15.150
53	39	GARCIA AGUIÑAGA E.	MEX			13.125		13.125
54	44	GARCIA RODRIGUEZ B.	PUR		<u>9.875</u>			9.875

MEX disqualified. Bronze medal for CAN
MEX descalificado. Medalla de bronce para CAN
MEX desclassificado. Medalha de bronce para CAN

Note:
Underlined totals indicate starting apparatus.

Legend:
Q Qualified for All-Around Final R Reserve for All-Around Final

 Vault  Unevens Bars  Beam  Floor

Results

Resultados / Resultados



Rank	Bib	Name	NOC Code	A Score	B Score	Pen	Total
1	52	JOHNSON Shawn	USA	6.900	9.350		16.250 Q
2	53	LIUKIN Anastasia	USA	6.400	9.475		15.875 Q
3	50	BROSS Rebecca	USA	6.600	9.125		15.725
4	51	HONG Ivana	USA	6.500	9.050		15.550
5	8	BARBOSA Jade	BRA	6.500	8.675		15.175 Q
6	17	MACKIE Charlotte	CAN	6.300	8.425		14.725 Q
7	10	HYPOLITO Daniele	BRA	6.300	8.400		14.700 Q
8	54	PESZEK Samantha	USA	6.100	8.550		14.650
9	13	SOUZA Lais	BRA	6.100	8.500		14.600
10	9	DIAS Khiuani	BRA	5.500	9.050		14.550
11	15	LEE Peng-Peng	CAN	6.200	8.275		14.475 Q
12	2	DELUZIO Virginia	ARG	5.700	8.700		14.400 Q
13	40	GARCIA RODRIGUEZ BL.	MEX	6.100	8.700	0.5	14.300 Q
14	29	SESE Yahanara	CUB	5.800	8.500		14.300 R
15	25	ALIQUE Jennifer	CUB	5.900	8.400		14.300 R
16	30	TAMAYO Madelen	CUB	6.000	8.300		14.300
17	12	SILVA Ana	BRA	5.900	8.325		14.225
18	37	CANTU MATA Maricela	MEX	5.800	8.275		14.075 R
19	23	SANCHEZ CARDENAS N.	COL	5.900	8.125		14.025
20	33	MELENDEZ Emilia	ESA	5.500	8.425		13.925
21	19	WILLIS Emma	CAN	6.100	7.775		13.875
22	56	LOPEZ Jessica	VEN	5.200	8.950	0.3	13.850
23	5	SALOMON Florencia	ARG	5.300	8.475		13.775
24	16	LIU Ti	CAN	5.900	8.150	0.3	13.750
25	46	RIVERA Mariecarmen	PUR	5.600	8.075		13.675
26	28	RODRIGUEZ LEON D.	CUB	5.700	7.925		13.625
27	27	LAMAS Dunas	CUB	5.800	7.725		13.525
28	6	TARABINI Ayelen	ARG	5.300	8.175		13.475
29	47	SANABRIA ROBLES S.	PUR	5.500	7.800		13.300
30	24	VELEZ Bibiana	COL	5.100	8.125		13.225
31	31	SOTILLO Johanny	VEN	5.700	7.525		13.225
32	38	ESTRADA MARTINEZ Y.	MEX	6.300	7.400	0.5	13.200
33	39	GARCIA AGUIÑAGA E.	MEX	5.400	7.725		13.125
34	48	SANGUINETI LOZADA G.	PUR	5.100	7.875		12.975
35	41	IBARRA VALDEZ Yeny	MEX	5.200	7.700		12.900
36	22	GIL Jessica	COL	5.700	7.500	0.3	12.900
37	35	MONZON Emely	GUA	5.500	7.450	0.1	12.850
38	14	DESJARDINS-LABELLE	CAN	5.200	7.575		12.775
39	57	ROJAS Ivet	VEN	5.000	7.925	0.3	12.625
40	32	CLADELLAS Camila	ESA	4.800	7.825		12.625
41	34	LAU Sabrina	GUA	5.100	7.500		12.600
42	1	CARNEVALE C.	ARG	4.400	8.175		12.575
43	4	POLIANDRI Maria Sol	ARG	4.500	8.050		12.550



Arena Multi-uso
Arena Multi-uso
Arena Multi-uso

14 JUL 2007
21:00

Gymnastics Artistic

Ginástica Artística / Gimnasia Artística

Women's Qualification

Clasificación Femenina / Classificação Feminina

Beam

Barra de Equilibrio / Trave de Equilíbrio

Results

Resultados / Resultados



Rank	Bib	Name	NOC Code	A Score	B Score	Pen	Total
44	21	CASTRO Simona	CHI	5.300	7.200		12.500
45	45	LOPEZ RECCI Leysha	PUR	5.300	7.075		12.375
46	43	GARCIA CIFREDO J.	PUR	4.800	7.550		12.350
47	20	CASTRO LAZO M.	CHI	5.500	6.575		12.075
48	7	GUTIERREZ Milenka	BOL	4.300	6.850		11.150
49	49	MOCCIA Romina	URU	3.100	6.000		9.100

Legend:

Q Qualified for Beam final

R Reserve for Beam final



Beam

Results

Resultados / Resultados

CORRECTED



Rank	Bib	Name	NOC Code	A Score	B Score	Pen	Total
1	53	LIUKIN Anastasia	USA	7.100	8.725		15.825 Q
2	52	JOHNSON Shawn	USA	6.200	9.125		15.325 Q
3	13	SOUZA Lais	BRA	6.600	8.550		15.150 Q
4	40	GARCIA RODRIGUEZ BL.	MEX	6.200	8.875		15.075 Q
5	8	BARBOSA Jade	BRA	6.100	8.900		15.000 Q
6	51	HONG Ivana	USA	6.400	8.475		14.875
7	9	DIAS Khiuani	BRA	6.000	8.800		14.800
8	50	BROSS Rebecca	USA	5.800	8.925		14.725
9	10	HYPOLITO Daniele	BRA	5.600	8.950		14.550
10	12	SILVA Ana	BRA	6.200	8.025		14.225
11	17	MACKIE Charlotte	CAN	5.600	8.525		14.125 Q
12	38	ESTRADA MARTINEZ Y.	MEX	5.900	8.150		14.050 Q
13	29	SESE Yahanara	CUB	6.300	7.800	0.1	14.000 Q
14	16	LIU Ti	CAN	5.400	8.675	0.1	13.975 R
15	54	PESZEK Samantha	USA	5.800	8.175		13.975
16	30	TAMAYO Madelen	CUB	6.300	7.675		13.975 R
17	56	LOPEZ Jessica	VEN	5.500	8.450		13.950 R
18	41	IBARRA VALDEZ Yeny	MEX	5.600	8.350		13.950
19	18	ROGERS Brittany	CAN	6.100	7.850		13.950
20	37	CANTU MATA Maricela	MEX	5.900	7.900		13.800
21	15	LEE Peng-Peng	CAN	4.800	8.625		13.425
22	23	SANCHEZ CARDENAS N.	COL	5.500	7.800		13.300
23	27	LAMAS Dunas	CUB	5.800	7.400		13.200
24	28	RODRIGUEZ LEON D.	CUB	5.100	8.350	0.4	13.050
25	33	MELENDEZ Emilia	ESA	5.400	7.925	0.3	13.025
26	22	GIL Jessica	COL	5.300	7.825	0.1	13.025
27	24	VELEZ Bibiana	COL	6.100	7.275	0.4	12.975
28	19	WILLIS Emma	CAN	5.300	7.500		12.800
29	47	SANABRIA ROBLES S.	PUR	5.000	7.550		12.550
30	35	MONZON Emely	GUA	5.500	7.150	0.1	12.550
31	26	BROSSARD Rosmery	CUB	5.300	7.425	0.3	12.425
32	6	TARABINI Ayelen	ARG	4.700	7.625	0.1	12.225
33	45	LOPEZ RECCI Leysha	PUR	4.900	7.800	0.6	12.100
34	2	DELUZIO Virginia	ARG	4.600	7.450		12.050
35	34	LAU Sabrina	GUA	4.900	7.250	0.1	12.050
36	57	ROJAS Ivet	VEN	5.300	6.750	0.1	11.950
37	5	SALOMON Florencia	ARG	4.300	7.925	0.3	11.925
38	31	SOTILLO Johanny	VEN	4.900	7.200	0.3	11.800
39	1	CARNEVALE C.	ARG	4.700	7.350	0.4	11.650
40	32	CLADELLAS Camila	ESA	3.400	7.675		11.075
41	48	SANGUINETI LOZADA G.	PUR	4.700	6.775	0.4	11.075
42	20	CASTRO LAZO M.	CHI	4.000	7.100	0.6	10.500
43	46	RIVERA Mariecarmen	PUR	3.400	7.525	0.6	10.325



Arena Multi-uso
Arena Multi-uso
Arena Multi-uso

14 JUL 2007
21:00

Gymnastics Artistic

Ginástica Artística / Gimnasia Artística

Women's Qualification

Clasificación Femenina / Classificação Feminina

Uneven Bars

Barras Asimétricas / Barras Assimétricas

Results

Resultados / Resultados

CORRECTED



Rank	Bib	Name	NOC Code	A Score	B Score	Pen	Total
44	21	CASTRO Simona	CHI	4.900	5.400	0.3	10.000
45	44	GARCIA RODRIGUEZ B.	PUR	3.200	7.275	0.6	9.875
46	4	POLIANDRI Maria Sol	ARG	4.400	5.875	0.4	9.875
47	7	GUTIERREZ Milenka	BOL	4.500	4.725	0.4	8.825
48	49	MOCCIA Romina	URU	2.100	6.225	1.0	7.325

MEX disqualified. Bronze medal for CAN
MEX descalificado. Medalla de bronce para CAN
MEX desclassificado. Medalha de bronze para CAN

Legend:

Q Qualified for Uneven Bars final R Reserve for Uneven Bars final



Uneven Bars

Results

Resultados / Resultados



Rank	Bib	Name	NOC Code	Vault	A Score	B Score	Pen.	Vault	Total
1	8	BARBOSA Jade	BRA	1	5.80	9.350		15.150	14.850 Q
				2	5.20	9.350		14.550	
2	13	SOUZA Lais	BRA	1	5.50	9.425		14.925	14.725 Q
				2	5.20	9.325		14.525	
3	55	TRANI Amber	USA	1	5.80	9.200		15.000	14.662 Q
				2	5.20	9.125		14.325	
4	40	GARCIA RODRIGUEZ BL.	MEX	1	5.50	9.300		14.800	14.425 Q
				2	4.80	9.250		14.050	
5	41	IBARRA VALDEZ Yeny	MEX	1	5.30	9.025		14.325	14.262 Q
				2	5.20	9.000		14.200	
6	22	GIL Jessica	COL	1	5.50	8.975		14.475	14.062 Q
				2	4.80	8.850		13.650	
7	17	MACKIE Charlotte	CAN	1	5.00	9.025		14.025	13.912 Q
				2	5.00	8.800		13.800	
8	29	SESE Yahanara	CUB	1	5.00	8.850		13.850	13.887 Q
				2	4.60	9.325		13.925	
9	6	TARABINI Ayelen	ARG	1	4.90	8.775		13.675	13.725 R
				2	4.60	9.175		13.775	
10	20	CASTRO LAZO M.	CHI	1	5.00	8.800		13.800	13.687 R
				2	5.20	8.375		13.575	
11	18	ROGERS Brittany	CAN	1	5.50	8.650		14.150	13.675 R
				2	4.60	8.600		13.200	
12	2	DELUZIO Virginia	ARG	1	5.00	8.600		13.600	13.587
				2	4.60	8.975		13.575	
13	45	LOPEZ RECCI Leysha	PUR	1	4.60	9.075		13.675	13.450
				2	5.00	8.325	0.1	13.225	
14	57	ROJAS Ivet	VEN	1	5.00	8.650		13.650	13.362
				2	4.40	8.675		13.075	
15	21	CASTRO Simona	CHI	1	5.00	8.400		13.400	13.250
				2	4.40	8.700		13.100	
16	35	MONZON Emely	GUA	1	5.80	8.475		14.275	13.100
				2	4.40	7.525		11.925	
17	1	CARNEVALE C.	ARG	1	4.80	8.100	0.1	12.800	12.437
				2	3.80	8.275		12.075	

Legend:

Q Qualified for Vault final

R Reserve for Vault final

 Vault

Results

Resultados / Resultados

CORRECTED



Rank	Bib	Name	NOC Code	A Score	B Score	Pen	Total
1	8	BARBOSA Jade	BRA	6.100	9.225		15.325 Q
2	52	JOHNSON Shawn	USA	6.000	9.150		15.150 Q
3	11	DOS SANTOS Daiane	BRA	6.100	9.050		15.150 Q
4	50	BROSS Rebecca	USA	6.000	9.100		15.100 Q
5	55	TRANI Amber	USA	6.000	8.725		14.725
6	10	HYPOLITO Daniele	BRA	5.700	8.900		14.600
7	13	SOUZA Lais	BRA	5.300	9.050		14.350
8	37	CANTU MATA Maricela	MEX	5.600	8.750		14.350 Q
9	15	LEE Peng-Peng	CAN	5.600	8.725		14.325 Q
10	54	PESZEK Samantha	USA	5.800	8.325		14.125
11	47	SANABRIA ROBLES S.	PUR	5.700	8.375		14.075 Q
12	4	POLIANDRI Maria Sol	ARG	5.100	8.925		14.025 Q
13	22	GIL Jessica	COL	5.700	8.275		13.975 R
14	2	DELUZIO Virginia	ARG	5.400	8.650	0.1	13.950 R
15	30	TAMAYO Madelen	CUB	5.500	8.350		13.850 R
16	14	DESJARDINS-LABELLE	CAN	5.600	8.150		13.750
17	41	IBARRA VALDEZ Yeny	MEX	5.400	8.425	0.1	13.725
18	51	HONG Ivana	USA	5.600	8.125		13.725
19	24	VELEZ Bibiana	COL	5.600	8.100		13.700
20	38	ESTRADA MARTINEZ Y.	MEX	5.400	8.125		13.525
21	40	GARCIA RODRIGUEZ BL.	MEX	5.400	8.125		13.525
22	6	TARABINI Ayelen	ARG	5.200	8.400	0.1	13.500
23	35	MONZON Emely	GUA	4.700	8.625		13.325
24	19	WILLIS Emma	CAN	5.600	7.825	0.1	13.325
25	9	DIAS Khiuani	BRA	5.400	8.175	0.5	13.075
26	18	ROGERS Brittany	CAN	5.100	7.975		13.075
27	20	CASTRO LAZO M.	CHI	5.200	7.800		13.000
28	27	LAMAS Dunas	CUB	5.500	7.600	0.2	12.900
29	21	CASTRO Simona	CHI	5.100	8.175	0.4	12.875
30	57	ROJAS Ivet	VEN	5.100	7.875	0.1	12.875
31	17	MACKIE Charlotte	CAN	5.300	7.525		12.825
32	56	LOPEZ Jessica	VEN	4.300	8.450		12.750
33	5	SALOMON Florencia	ARG	5.300	7.650	0.4	12.550
34	46	RIVERA Mariecarmen	PUR	5.200	7.450	0.1	12.550
35	26	BROSSARD Rosmery	CUB	5.400	7.525	0.4	12.525
36	29	SESE Yahanara	CUB	5.900	6.950	0.4	12.450
37	31	SOTILLO Johanny	VEN	5.100	7.300		12.400
38	7	GUTIERREZ Milenka	BOL	4.600	7.775		12.375
39	43	GARCIA CIFREDO J.	PUR	4.400	7.950		12.350
40	48	SANGUINETI LOZADA G.	PUR	4.600	7.850	0.1	12.350
41	23	SANCHEZ CARDENAS N.	COL	5.200	7.075		12.275
42	33	MELENDEZ Emilia	ESA	4.100	7.975		12.075
43	25	ALIQUE Jennifer	CUB	5.300	6.575		11.875



Arena Multi-uso
Arena Multi-uso
Arena Multi-uso

14 JUL 2007
21:00

Gymnastics Artistic

Ginástica Artística / Gimnasia Artística

Women's Qualification

Clasificación Femenina / Classificação Feminina

Floor Exercise

Suelo / Solo

Results

Resultados / Resultados

CORRECTED



Rank	Bib	Name	NOC Code	A Score	B Score	Pen	Total
44	32	CLADELLAS Camila	ESA	3.800	8.050	0.1	11.750
45	45	LOPEZ RECCI Leysha	PUR	5.300	6.475	0.3	11.475
46	34	LAU Sabrina	GUA	3.800	7.825	0.3	11.325
47	49	MOCCIA Romina	URU	3.100	6.550		9.650

MEX disqualified. Bronze medal for CAN
MEX descalificado. Medalla de bronce para CAN
MEX desclassificado. Medalha de bronce para CAN

Legend:

Q Qualified for Floor final R Reserve for Floor final

 Floor

Judges Assignment

Asignación de Jueces / Designação dos Juizes

Superior Jury

LARIO Helena

UPAG



Function	Name	NOC Code
A1	LALIBERTÉ Hélène	CAN
A2	SEGARRA Maniliz	PUR
B1	LALIBERTÉ Hélène	CAN
B2	SEGARRA Maniliz	PUR
B3	INFANTE Lucinda	PER
B4	LOPEZ Silvina	ARG
B5	HERRERA FAÚNDEZ Tamara	CHI
B6	GONZALEZ CALERO Leyanet	CUB
Line 1	HAMILTON Cheryl	USA



Function	Name	NOC Code
A1	DECRISTOFORO Maria	USA
A2	MARTINEZ BENAVIDEZ Orisel	CUB
B1	DECRISTOFORO Maria	USA
B2	MARTINEZ BENAVIDEZ Orisel	CUB
B3	RUGA Mónica	URU
B4	DÍAZ Nayira	MEX
B5	YULIAN Yariza	PUR
B6	JARDEL Patricia	ARG
Timer 1	KAMMERS NAATZ Katia	BRA
Timer 2	SILVA SOARES Gisele	BRA



Function	Name	NOC Code
A1	SAWASATO Yumi	BRA
A2	SABOGAL Cecilia	COL
B1	SAWASATO Yumi	BRA
B2	SABOGAL Cecilia	COL
B3	LAQUERRE Lois	CAN
B4	MENESES Wendy	ESA
B5	BONILLA Karla	GUA
B6	ELSY Villalobos	VEN
Timer 1	BERGUE Lisiane	BRA



Function	Name	NOC Code
A1	CALABRO Monica	ARG
A2	GOMEZ Andrea	MEX
B1	CALABRO Monica	ARG
B2	GOMEZ Andrea	MEX
B3	SORIA Marcela	BOL
B4	MALONEY Constance	USA
B5	BENCK Rossana	BRA
B6	SANTIAGO Legna	PUR
Timer 1	DOS SANTOS Catarina	BRA
Line 1	VALDEZ PEDROSO Silvia	CUB
Line 2	ARMITAGE Liz	CAN

Legend:

Ax Panel 'A' judges

Bx Panel 'B' judges



Vault



Unevens Bars







Beam



Floor

Results

Resultados / Resultados

Rank	Bib	Name	NOC Code					Total
1	52	JOHNSON Shawn	USA	15.175	15.275	16.175	<u>15.100</u>	61.725
2	50	BROSS Rebecca	USA	14.850	15.175	15.925	<u>15.100</u>	61.050
3	51	HONG Ivana	USA	14.950	14.325	<u>15.575</u>	14.525	59.375
4	8	BARBOSA Jade	BRA	15.850	13.675	<u>14.775</u>	15.025	59.325
5	10	HYPOLITO Daniele	BRA	13.900	14.100	14.700	<u>14.600</u>	57.300
5	15	LEE Peng-Peng	CAN	14.025	<u>13.225</u>	15.475	14.575	57.300
7	40	GARCIA RODRIGUEZ BL.	MEX	14.625	13.225	13.775	<u>14.575</u>	56.200
8	30	TAMAYO Madelen	CUB	14.575	<u>14.200</u>	13.825	13.225	55.825
9	9	DIAS Khiuani	BRA	14.900	13.775	14.725	12.225	55.625
10	41	IBARRA VALDEZ Yeny	MEX	14.350	13.600	<u>13.375</u>	13.875	55.200
11	23	SANCHEZ CARDENAS N.	COL	13.825	13.950	<u>14.000</u>	13.025	54.800
11	37	CANTU MATA Maricela	MEX	13.925	<u>13.300</u>	13.450	14.125	54.800
13	22	GIL Jessica	COL	14.450	12.200	13.675	<u>14.075</u>	54.400
14	24	VELEZ Bibiana	COL	13.975	13.800	<u>12.925</u>	13.600	54.300
15	2	DELUZIO Virginia	ARG	<u>13.750</u>	13.575	13.250	13.475	54.050
16	17	MACKIE Charlotte	CAN	<u>13.875</u>	13.300	13.175	13.350	53.700
17	29	SESE Yahanara	CUB	13.800	<u>13.400</u>	13.225	12.775	53.200
18	27	LAMAS Dunas	CUB	13.675	13.375	<u>12.725</u>	13.350	53.125
19	35	MONZON Emely	GUA	12.950	<u>12.750</u>	14.325	13.075	53.100
20	6	TARABINI Ayelen	ARG	<u>13.775</u>	12.050	13.425	13.025	52.275
20	56	LOPEZ Jessica	VEN	12.875	<u>13.825</u>	12.600	12.975	52.275
22	47	SANABRIA ROBLES S.	PUR	<u>13.425</u>	12.400	13.200	12.675	51.700
23	5	SALOMON Florencia	ARG	<u>13.800</u>	11.050	12.975	13.700	51.525
24	19	WILLIS Emma	CAN	<u>13.300</u>	12.300	13.025	12.850	51.475

Note:
Underlined totals indicate starting apparatus.

Legend:

 Vault  Unevens Bars  Beam  Floor

Judges Assignment

Asignación de Jueces / Designação dos Juizes

Superior Jury LARIO Helena

UPAG



Function	Name	NOC Code
A1	LALIBERTÉ Hélène	CAN
A2	SEGARRA Maniliz	PUR
B1	ARMITAGE Liz	CAN
B2	VALDEZ PEDROSO Silvia	CUB
B3	DÍAZ Nayira	MEX
B4	SABOGAL Cecilia	COL
B5	BENCK Rossana	BRA
B6	HAMILTON Cheryl	USA
Line 1	BONILLA Karla	GUA



Function	Name	NOC Code
A1	SAWASATO Yumi	BRA
A2	SABOGAL Cecilia	COL
B1	LAQUERRE Lois	CAN
B2	MALONEY Constance	USA
B3	ELSY Villalobos	VEN
B4	GONZALEZ CALERO Leyanet	CUB
B5	ZERMEÑO Margarita	MEX
B6	ALVES Adriana	BRA
Timer 1	BERGUE Lisiane	BRA



Function	Name	NOC Code
A1	DECRISTOFORO Maria	USA
A2	MARTINEZ BENAVIDEZ Orisel	CUB
B1	VALDEZ PEDROSO Silvia	CUB
B2	HAMILTON Cheryl	USA
B3	ARMITAGE Liz	CAN
B4	ALVES Adriana	BRA
B5	DÍAZ Nayira	MEX
B6	LOPEZ Silvina	ARG
Timer 1	KAMMERS NAATZ Katia	BRA
Timer 2	NASCIMENTO Leda	BRA



Function	Name	NOC Code
A1	CALABRO Monica	ARG
A2	GOMEZ Andrea	MEX
B1	MALONEY Constance	USA
B2	ZERMEÑO Margarita	MEX
B3	LAQUERRE Lois	CAN
B4	YULIAN Yariza	PUR
B5	BENCK Rossana	BRA
B6	JARDEL Patricia	ARG
Timer 1	DOS SANTOS Catarina	BRA
Line 1	SORIA Marcela	BOL
Line 2	HERRERA FAÜNDEZ Tamara	CHI

Legend:

Ax Panel 'A' judges

Bx Panel 'B' judges



Vault



Unevens Bars



Beam



Floor



Arena Multi-uso
Arena Multi-uso
Arena Multi-uso

17 JUL 2007
16:15

Gymnastics Artistic

Ginástica Artística / Gimnasia Artística

Women's Beam Final

Barra de Equilibrio Final Femenina / Trave de Equilíbrio Final Feminina

Results

Resultados / Resultados

CORRECTED



Rank	Bib	Name	NOC Code	A Score	B Score	Pen	Total
1	52	JOHNSON Shawn	USA	6.900	9.250		16.150
2	53	LIUKIN Anastasia	USA	6.500	9.400		15.900
3	10	HYPOLITO Daniele	BRA	6.400	8.975		15.375
4	8	BARBOSA Jade	BRA	6.300	8.600		14.900
5	40	GARCIA RODRIGUEZ BL.	MEX	6.100	8.425		14.525
6	17	MACKIE Charlotte	CAN	6.100	8.325		14.425
7	2	DELUZIO Virginia	ARG	5.500	8.375		13.875
8	15	LEE Peng-Peng	CAN	6.400	6.850		13.250

Legend:

 Beam



Arena Multi-uso
Arena Multi-uso
Arena Multi-uso

17 JUL 2007
15:15

Gymnastics Artistic

Ginástica Artística / Gimnasia Artística

Women's Uneven Bars Final

Barras Asimétricas Final Femenina / Barras Assimétricas Final Femenina

Results

Resultados / Resultados



Rank	Bib	Name	NOC Code	A Score	B Score	Pen	Total
1	52	JOHNSON Shawn	USA	6.200	9.275		15.475
2	53	LIUKIN Anastasia	USA	7.100	8.350		15.450
3	13	SOUZA Lais	BRA	6.600	8.500		15.100
4	40	GARCIA RODRIGUEZ BL.	MEX	6.300	8.750		15.050
5	29	SESE Yahanara	CUB	6.300	8.100	0.1	14.300
6	12	SILVA Ana	BRA	6.200	7.725		13.925
7	17	MACKIE Charlotte	CAN	5.800	7.800		13.600
8	38	ESTRADA MARTINEZ Y.	MEX	5.800	7.650	0.3	13.150

Legend:



Uneven Bars

Results

Resultados / Resultados



Rank	Bib	Name	NOC Code	Vault	A Score	B Score	Pen.	Vault	Total
1	8	BARBOSA Jade	BRA	1	5.80	9.500		15.300	14.912
				2	5.20	9.325		14.525	
2	55	TRANI Amber	USA	1	5.80	9.225		15.025	14.725
				2	5.20	9.225		14.425	
3	13	SOUZA Lais	BRA	1	5.50	9.375		14.875	14.650
				2	5.20	9.225		14.425	
4	40	GARCIA RODRIGUEZ BL.	MEX	1	5.50	9.300		14.800	14.462
				2	4.80	9.325		14.125	
5	41	IBARRA VALDEZ Yeny	MEX	1	5.90	8.250		14.150	14.262
				2	5.20	9.175		14.375	
6	17	MACKIE Charlotte	CAN	1	5.00	9.175		14.175	14.100
				2	5.00	9.025		14.025	
7	22	GIL Jessica	COL	1	5.50	9.025		14.525	14.025
				2	4.80	8.825	0.1	13.525	
8	29	SESE Yahanara	CUB	1	5.50	8.325	0.1	13.725	13.837
				2	4.60	9.350		13.950	

Legend:

 Vault



Arena Multi-uso
Arena Multi-uso
Arena Multi-uso

17 JUL 2007
17:05

Gymnastics Artistic

Ginástica Artística / Gimnasia Artística

Women's Floor Exercise Final

Suelo Final Femenina / Solo Final Femenina

Results

Resultados / Resultados



Rank	Bib	Name	NOC Code	A Score	B Score	Pen	Total
1	50	BROSS Rebecca	USA	6.000	9.250		15.250
2	52	JOHNSON Shawn	USA	6.000	9.225		15.225
3	8	BARBOSA Jade	BRA	6.000	9.125	0.1	15.025
4	15	LEE Peng-Peng	CAN	5.800	8.675	0.1	14.375
5	4	POLIANDRI Maria Sol	ARG	5.000	8.800		13.800
6	47	SANABRIA ROBLES S.	PUR	5.300	8.425		13.725
7	10	HYPOLITO Daniele	BRA	5.500	8.025		13.525
8	37	CANTU MATA Maricela	MEX	5.000	8.450	0.3	13.150

Legend:

 Floor

A stylized landscape illustration at the top of the page. It features a blue sky, a dark blue mountain range, a yellow foreground, and a white cross on a hill to the right.

Ginástica Rítmica
Gimnasia Rítmica
Rhythmic Gymnastics



Entry List by NOC

Lista de Inscripciones por CON / Lista de Inscrições por CON

As of WED 25 JUL 2007

NOC	Name	Event Code	Date of Birth
ARG	Argentina		
	SOSA Anahi	I	12 AUG 1982
	YACOBELLI Antonella	I	8 AUG 1984
BRA	Brazil		
	KVIECZYNSKI Angelica	I	9 JAN 1991
	SCHEFFER Ana Paula	I	18 AUG 1989
	LEITE Daniela	G	20 APR 1988
	MANTOVANELI Tayanne	G	14 FEB 1987
	MATSUO Luisa	G	8 AUG 1988
	MENEZES Marcela	G	8 JUN 1986
	MULLER Nicole	G	27 FEB 1989
	SANCHEZ Natalia	G	12 MAY 1988
CAN	Canada		
	CAREW Stefanie	I	29 JUN 1989
	ORLANDO Alexandra	I	19 JAN 1987
	DE CATA Kathryn	G	15 JUN 1990
	HANSEN Alissa	G	24 MAY 1990
	LECHOWICZ Monika	G	13 JUN 1990
	LENDVAY Suzanne	G	12 JUL 1990
	MOSIENKO Brihana	G	12 OCT 1989
	PORTER Roxanne	G	15 JAN 1990
CHI	Chile		
	MERIÑO Valentina	I	26 JAN 1987
CUB	Cuba		
	JOSE Lianet	I	31 MAY 1991
	PEREZ Lisandra	I	10 JAN 1988
	COMAS Yanet	G	29 AUG 1983
	DELGADO Maydelis	G	5 JUL 1988
	KINDELAN Rachel	G	31 MAY 1990
	ORTIZ Elsy	G	13 FEB 1988
	RENOVALES Yeney	G	5 OCT 1990
	SANCHEZ Miralay	G	11 FEB 1985
ECU	Ecuador		
	GONZÁLEZ STICHKOVA Irina	I	16 JUL 1991
GUA	Guatemala		
	MORALES Aida Angelica	I	2 APR 1990
MEX	Mexico		
	CASTILLO GALINDO Rut	I	16 SEP 1990
	VALDEZ PEREZ Cynthia Yasmin	I	11 DEC 1987
	AGUILAR ROJAS Blajaith	G	30 SEP 1991
	DIAZ DE LEON LASTRAS Sofia	G	20 JUN 1989
	MARTINEZ MEDINA Marlenne Monserrat	G	14 AUG 1990
	ORTEGA BENITEZ Ana Cristina	G	11 NOV 1991
	QUINTA ALVAREZ Citlaly	G	19 JAN 1990
	REYES RODRIGUEZ Sara Elizabeth	G	19 FEB 1992



Entry List by NOC

Lista de Inscripciones por CON / Lista de Inscrições por CON

As of WED 25 JUL 2007

NOC	Name	Event Code	Date of Birth
USA	United States		
	WANG Lisa	I	24 SEP 1988
	ZETLIN Julie	I	30 JUN 1990
VEN	Venezuela		
	ACEVEDO Andreina	I	16 MAR 1990
	ARIAS Katherin	G	17 APR 1990
	BALZA Mariangel	G	23 SEP 1989
	CORTEZ Catherine	G	29 JUL 1987
	MYERSTON Andrea	G	6 OCT 1990
	TROMPETERO Gabriela	G	20 JAN 1988

Note:

All corrections until the qualifications are available in INFO

Legend:

I Individual G Group IJ Individual Juniors GJ Group Juniors

Medallists by Event

Medallista por evento / Medalhistas por Evento

AFTER 8 OF 8 EVENTS

Event Name	Date	Medal	Name	NOC Code
Group All-Around	26 Jul 2007	GOLD	LEITE Daniela MANTOVANELI Tayanne MATSUO Luisa MENEZES Marcela MULLER Nicole SANCHEZ Natalia	BRA
		SILVER	COMAS Yanet DELGADO Maydelis KINDELAN Rachel ORTIZ Elsy RENOVALES Yenei SANCHEZ Miralay	CUB
		BRONZE	de CATA Kathryn HANSEN Alissa LECHOWICZ Monika LENDVAY Suzanne MOSIENKO Brihana PORTER Roxanne	CAN
Individual All-Around	27 Jul 2007	GOLD	WANG Lisa	USA
		SILVER	VALDEZ PEREZ Cynthia Yasmin	MEX
		BRONZE	CASTILLO GALINDO Rut	MEX
Individual Rope	28 Jul 2007	GOLD	ORLANDO Alexandra	CAN
		SILVER	WANG Lisa	USA
		BRONZE	VALDEZ PEREZ Cynthia Yasmin	MEX
Individual Hoop	28 Jul 2007	GOLD	ORLANDO Alexandra	CAN
		SILVER	CASTILLO GALINDO Rut	MEX
		BRONZE	SCHEFFER Ana Paula	BRA

Medallists by Event




Medallista por evento / Medalhistas por Evento

AFTER 8 OF 8 EVENTS

Event Name	Date	Medal	Name	NOC Code
Group Rope	28 Jul 2007	GOLD	LEITE Daniela MANTOVANELI Tayanne MATSUO Luisa MENEZES Marcela MULLER Nicole SANCHEZ Natalia	BRA
		SILVER	COMAS Yanet DELGADO Maydelis KINDELAN Rachel ORTIZ Elsy RENOVALES Yenei SANCHEZ Miralay	CUB
		BRONZE	de CATA Kathryn HANSEN Alissa LECHOWICZ Monika LENDVAY Suzanne MOSIENKO Brihana PORTER Roxanne	CAN
Individual Clubs	28 Jul 2007	GOLD	ORLANDO Alexandra	CAN
		SILVER	WANG Lisa	USA
		BRONZE	VALDEZ PEREZ Cynthia Yasmin	MEX
Individual Ribbon	28 Jul 2007	GOLD	WANG Lisa	USA
		SILVER	ZETLIN Julie	USA
		BRONZE	VALDEZ PEREZ Cynthia Yasmin	MEX
Group 3 Hoops + 2 Clubs	28 Jul 2007	GOLD	LEITE Daniela MANTOVANELI Tayanne MATSUO Luisa MENEZES Marcela MULLER Nicole SANCHEZ Natalia	BRA
		SILVER	COMAS Yanet DELGADO Maydelis KINDELAN Rachel ORTIZ Elsy RENOVALES Yenei SANCHEZ Miralay	CUB
		BRONZE	AGUILAR ROJAS Blajaith DIAZ de LEON LASTRAS Sofia MARTINEZ MEDINA Marlenne ORTEGA BENITEZ Ana Cristina QUINTA ALVAREZ Citaly REYES RODRIGUEZ Sara	MEX

Start List

Lista de salida / Lista de Largada

Start Order	Competitor Number	Name	NOC Code				
1	7	MERIÑO Valentina	CHI	X			
2	2	YACOBELLI Antonella	ARG		X		
3	15	ZETLIN Julie	USA	X			
4	1	SOSA Anahi	ARG		X		
5	14	WANG Lisa	USA	X			
6	11	MORALES Aida Angelica	GUA		X		
7	8	JOSE Lianet	CUB	X			
8	5	CAREW Stefanie	CAN		X		
9	9	PEREZ Lisandra	CUB	X			
10	6	ORLANDO Alexandra	CAN		X		
11	10	GONZÁLEZ STICHKOVA Irina	ECU	X			
12	16	ACEVEDO Andreina	VEN		X		
13	4	SCHEFFER Ana Paula	BRA	X			
14	12	CASTILLO GALINDO Rut	MEX		X		
15	3	KVIECZYNSKI Angelica	BRA	X			
16	13	VALDEZ PEREZ Cynthia Yasmin	MEX		X		
17	16	ACEVEDO Andreina	VEN	X			
18	7	MERIÑO Valentina	CHI		X		
19	12	CASTILLO GALINDO Rut	MEX	X			
20	15	ZETLIN Julie	USA		X		
21	13	VALDEZ PEREZ Cynthia Yasmin	MEX	X			
22	14	WANG Lisa	USA		X		
23	2	YACOBELLI Antonella	ARG	X			
24	8	JOSE Lianet	CUB		X		
25	1	SOSA Anahi	ARG	X			
26	9	PEREZ Lisandra	CUB		X		
27	11	MORALES Aida Angelica	GUA	X			
28	10	GONZÁLEZ STICHKOVA Irina	ECU		X		
29	5	CAREW Stefanie	CAN	X			
30	4	SCHEFFER Ana Paula	BRA		X		
31	6	ORLANDO Alexandra	CAN	X			
32	3	KVIECZYNSKI Angelica	BRA		X		

Legend:



Rope



Hoop







Clubs



Ribbon

Start List

Lista de salida / Lista de Largada

Start Order	Competitor Number	Name	NOC Code				
1	10	GONZÁLEZ STICHKOVA Irina	ECU			X	
2	16	ACEVEDO Andreina	VEN				X
3	4	SCHEFFER Ana Paula	BRA			X	
4	12	CASTILLO GALINDO Rut	MEX				X
5	3	KVIECZYNSKI Angelica	BRA			X	
6	13	VALDEZ PEREZ Cynthia Yasmin	MEX				X
7	7	MERIÑO Valentina	CHI			X	
8	2	YACOBELLI Antonella	ARG				X
9	15	ZETLIN Julie	USA			X	
10	1	SOSA Anahi	ARG				X
11	14	WANG Lisa	USA			X	
12	11	MORALES Aida Angelica	GUA				X
13	8	JOSE Lianet	CUB			X	
14	5	CAREW Stefanie	CAN				X
15	9	PEREZ Lisandra	CUB			X	
16	6	ORLANDO Alexandra	CAN				X
17	2	YACOBELLI Antonella	ARG			X	
18	10	GONZÁLEZ STICHKOVA Irina	ECU				X
19	1	SOSA Anahi	ARG			X	
20	4	SCHEFFER Ana Paula	BRA				X
21	11	MORALES Aida Angelica	GUA			X	
22	3	KVIECZYNSKI Angelica	BRA				X
23	5	CAREW Stefanie	CAN			X	
24	7	MERIÑO Valentina	CHI				X
25	6	ORLANDO Alexandra	CAN			X	
26	15	ZETLIN Julie	USA				X
27	16	ACEVEDO Andreina	VEN			X	
28	14	WANG Lisa	USA				X
29	12	CASTILLO GALINDO Rut	MEX			X	
30	8	JOSE Lianet	CUB				X
31	13	VALDEZ PEREZ Cynthia Yasmin	MEX			X	
32	9	PEREZ Lisandra	CUB				X

Legend:



Rope



Hoop



Clubs







Ribbon

Results

Resultados / Resultados

THU 26 JUL 2007 START TIME 3:00 PM

Rank	Name	NOC Code													Total	
			Score	Rk	Pen	Score	Rk	Pen	Score	Rk	Pen	Score	Rk	Pen		
1	WANG Lisa	USA	D	5.400	14.150	(3)	5.950	14.900	(2)	5.600	14.850	(2)	5.000	14.300	(1)	58.200 Q
			A	8.400			7.650			8.400			8.000			
			E	7.250			8.100			7.850			7.800			
2	CAREW Stefanie	CAN	D	4.800	13.200	(6)	5.200	13.675	(3)	4.950	13.825	(3)	4.850	13.925	(2)	54.625 Q
			A	7.800	0.20		7.450	0.05		8.100			8.000			
			E	7.100			7.400			7.300			7.500			
3	CASTILLO GALINDO Rut	MEX	D	5.650	13.850	(4)	6.050	13.500	(4)	5.900	13.400	(7)	5.750	13.225	(5)	53.975 Q
			A	7.650			7.150	0.10		7.100	0.05		6.700	0.15		
			E	7.200			7.000			6.950			7.150			
4	KVIECZYNSKI Angelica	BRA	D	5.800	14.225	(2)	5.100	13.275	(5)	4.700	13.775	(4)	4.050	11.775	(9)	53.050 Q
			A	8.150			6.050			7.650			6.100	0.40		
			E	7.250			7.700			7.600			7.100			
5	SCHEFFER Ana Paula	BRA	D	4.550	12.925	(7)	4.800	13.200	(6)	5.000	13.450	(6)	4.150	13.325	(3)	52.900 Q
			A	7.500			6.700	0.05		6.600			7.200			
			E	6.900			7.500			7.650			7.650			
6	VALDEZ PEREZ C.	MEX	D	6.100	13.675	(5)	5.750	12.650	(10)	5.800	13.375	(8)	5.850	12.250	(6)	51.950 Q
			A	8.050			5.250			7.550			4.450			
			E	6.600			7.150			6.700			7.100			
7	SOSA Anahi	ARG	D	4.650	12.725	(8)	4.800	12.600	(11)	4.550	13.500	(5)	4.500	12.025	(7)	50.850 Q
			A	7.300	0.05		5.300			7.850			4.750			
			E	6.800			7.550			7.300			7.400			
8	PEREZ Lisandra	CUB	D	4.150	12.000	(11)	4.100	12.675	(8)	4.850	13.275	(9)	3.400	11.000	(12)	48.950 Q
			A	7.150			6.250			7.800			5.000	0.20		
			E	6.350			7.500			6.950			7.000			
9	ZETLIN Julie	USA	D	4.000	10.650	(14)	5.150	12.525	(12)	4.300	12.250	(12)	4.900	13.275	(4)	48.700 Q
			A	7.300	0.40		5.600	0.05		7.200	0.10		6.450			
			E	5.400			7.200			6.600			7.600			
10	ACEVEDO Andreina	VEN	D	5.400	12.050	(10)	5.150	12.675	(9)	5.250	12.300	(11)	4.150	11.525	(10)	48.550 Q
			A	5.700			5.500	0.05		5.750			3.900			
			E	6.500			7.400			6.800			7.500			
11	YACOBELLI Antonella	ARG	D	4.050	11.725	(13)	4.500	12.950	(7)	3.900	11.650	(13)	3.950	10.925	(13)	47.250 R
			A	6.900			5.900			6.500	0.05		4.300			
			E	6.250			7.750			6.500			6.800			
12	ORLANDO Alexandra	CAN	D	5.800	14.925	(1)	6.950	16.150	(1)	6.800	15.725	(1)	0.000	0.000	(16)	46.800 R
			A	8.550	0.10		8.350			8.250			0.000			
			E	7.850			8.500			8.200			0.000			
13	MERINO Valentina	CHI	D	3.350	11.775	(12)	3.850	12.125	(13)	3.100	11.375	(14)	2.650	11.225	(11)	46.500 R
			A	7.300			5.300			6.550			5.000			
			E	6.450			7.550			6.550			7.400			
14	JOSE Lianet	CUB	D	3.850	12.150	(9)	3.550	9.575	(16)	4.100	12.425	(10)	3.450	11.825	(8)	45.975 R
			A	7.450			4.200	0.80		7.250			5.500			
			E	6.500			6.500			6.750			7.350			
15	MORALES A.	GUA	D	2.500	9.425	(15)	3.400	10.900	(14)	3.000	10.600	(15)	2.400	8.775	(14)	39.700
			A	5.150			4.800			6.000			3.250			
			E	5.600			6.800			6.100			5.950			
16	GONZALEZ STICKOVA	ECU	D	2.200	9.400	(16)	2.900	9.850	(15)	2.400	9.450	(16)	1.700	8.750	(15)	37.450
			A	5.300			3.800			4.700			3.000			
			E	5.650			6.500			5.900			6.400			



Riocentro Pavilion 3A
 Riocentro Pabellon 3A
 Riocentro Pavilhão 3A

26 JUL 2007
 15:00

Gymnastics Rhythmic

Ginástica Rítmica / Ginástica Rítmica





Individual All-Around Qualification





Clasificación Individual All-Around / Classificação All-Around Individual

Results

Resultados / Resultados




THU 26 JUL 2007 START TIME 3:00 PM

Rank	Name	NOC Code					Total
			Score Rk Pen	Score Rk Pen	Score Rk Pen	Score Rk Pen	

Legend:					
D Difficulty score	A Artistic score	E Execution score	DNF Did Not Finish	DNS Did Not Start	DSQ Disqualified
Pen Penalty	Rk Apparatus Rank	Q Qualified for final	R Reserve		
 Rope	 Hoop	 Clubs	 Ribbon		

Start List

Lista de salida / Lista de Largada

Start Order	Competitor Number	Name	NOC Code				
1	9	PEREZ Lisandra	CUB	X			
2	16	ACEVEDO Andreina	VEN		X		
3	5	CAREW Stefanie	CAN	X			
4	3	KVIECZYNSKI Angelica	BRA		X		
5	4	SCHEFFER Ana Paula	BRA	X			
6	14	WANG Lisa	USA		X		
7	1	SOSA Anahi	ARG	X			
8	13	VALDEZ PEREZ Cynthia Yasmin	MEX		X		
9	12	CASTILLO GALINDO Rut	MEX	X			
10	15	ZETLIN Julie	USA		X		
11	16	ACEVEDO Andreina	VEN	X			
12	9	PEREZ Lisandra	CUB		X		
13	3	KVIECZYNSKI Angelica	BRA	X			
14	5	CAREW Stefanie	CAN		X		
15	14	WANG Lisa	USA	X			
16	4	SCHEFFER Ana Paula	BRA		X		
17	13	VALDEZ PEREZ Cynthia Yasmin	MEX	X			
18	1	SOSA Anahi	ARG		X		
19	15	ZETLIN Julie	USA	X			
20	12	CASTILLO GALINDO Rut	MEX		X		
21	4	SCHEFFER Ana Paula	BRA			X	
22	14	WANG Lisa	USA				X
23	1	SOSA Anahi	ARG			X	
24	13	VALDEZ PEREZ Cynthia Yasmin	MEX				X
25	12	CASTILLO GALINDO Rut	MEX			X	
26	15	ZETLIN Julie	USA				X
27	16	ACEVEDO Andreina	VEN			X	
28	9	PEREZ Lisandra	CUB				X
29	3	KVIECZYNSKI Angelica	BRA			X	
30	5	CAREW Stefanie	CAN				X
31	14	WANG Lisa	USA			X	
32	4	SCHEFFER Ana Paula	BRA				X
33	13	VALDEZ PEREZ Cynthia Yasmin	MEX			X	
34	1	SOSA Anahi	ARG				X
35	15	ZETLIN Julie	USA			X	
36	12	CASTILLO GALINDO Rut	MEX				X
37	9	PEREZ Lisandra	CUB			X	
38	16	ACEVEDO Andreina	VEN				X
39	5	CAREW Stefanie	CAN			X	
40	3	KVIECZYNSKI Angelica	BRA				X

Legend:



Rope



Hoop



Clubs











Ribbon

Results

Resultados / Resultados

FRI 27 JUL 2007 START TIME 3:00 PM

Rank	Name	NOC Code													Total	
			Score	Rk	Pen	Score	Rk	Pen	Score	Rk	Pen	Score	Rk	Pen		
1	WANG Lisa	USA	D	5.800	14.475	(1)	6.400	14.375	(1)	6.300	14.550	(1)	6.200	14.325	(1)	57.725
			A	7.850			7.450			7.700	0.05		7.150			
			E	7.650			7.450			7.600			7.650			
2	VALDEZ PEREZ C.	MEX	D	6.000	13.750	(5)	6.100	13.225	(9)	6.050	14.150	(2)	5.850	13.800	(3)	54.925
			A	7.300			6.650	0.05		7.150			6.850	0.10		
			E	7.100			6.900			7.550			7.550			
3	CASTILLO GALINDO Rut	MEX	D	6.000	14.000	(2)	5.800	13.550	(4)	6.000	13.850	(5)	5.650	13.450	(6)	54.850
			A	7.400	0.05		7.000	0.15		7.100	0.25		6.750			
			E	7.350			7.300			7.550			7.250			
4	ZETLIN Julie	USA	D	5.550	13.900	(3)	5.900	13.525	(5)	5.700	13.725	(7)	5.200	13.650	(4)	54.800
			A	7.450	0.05		6.550	0.10		7.050	0.05		6.800			
			E	7.450			7.400			7.400			7.650			
5	CAREW Stefanie	CAN	D	5.400	13.875	(4)	5.900	14.075	(2)	5.900	14.100	(4)	4.850	12.625	(9)	54.675
			A	7.350			7.350			7.300			6.300			
			E	7.500			7.450			7.500			7.050			
6	KVIECZYNSKI Angelica	BRA	D	5.050	12.575	(9)	6.150	13.475	(6)	6.000	14.125	(3)	5.400	13.950	(2)	54.125
			A	6.400	0.05		6.700			7.050			7.300			
			E	6.900			7.050			7.600			7.600			
7	SOSA Anahi	ARG	D	4.500	13.000	(7)	5.350	13.300	(7)	5.400	13.850	(5)	4.950	13.150	(7)	53.300
			A	6.600			6.650			6.900			6.250			
			E	7.450			7.300			7.700			7.550			
8	SCHEFFER Ana Paula	BRA	D	4.950	13.325	(6)	5.700	13.925	(3)	4.600	12.200	(10)	5.350	13.525	(5)	52.975
			A	7.100			7.150			6.100	0.20		6.800	0.10		
			E	7.300			7.500			7.050			7.550			
9	PEREZ Lisandra	CUB	D	4.550	12.275	(10)	5.050	13.300	(7)	5.350	13.475	(8)	4.450	12.725	(8)	51.775
			A	5.800			6.850			6.600			6.400			
			E	7.100			7.350			7.500			7.300			
10	ACEVEDO Andreina	VEN	D	5.100	12.825	(8)	4.300	10.900	(10)	5.250	13.300	(9)	4.750	12.600	(10)	49.625
			A	6.050			6.000	0.25		6.250			5.750			
			E	7.250			6.000			7.550			7.350			

Legend:					
D Difficulty score	A Artistic score	E Execution score	DNF Did Not Finish	DNS Did Not Start	DSQ Disqualified
Pen Penalty	Rk Apparatus Rank	Q Qualified for final	R Reserve		
 Rope	 Hoop	 Clubs	 Ribbon		



Riocentro Pavilion 3A
 Riocentro Pabellon 3A
 Riocentro Pavilhão 3A

26 JUL 2007
 19:00

Gymnastics Rhythmic

Ginástica Rítmica / Ginástica Rítmica

Group All-Around Qualification

Conjunto General / Grupo Geral

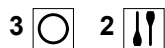
Start List

Lista de salida / Lista de Largada

CORRECTED




		THU 26 JUL 2007 Start Time 17:30	FRI 27 JUL 2007 Start Time 17:30
Start Order	NOC	5 	3  2 
Rotation 1	1	CAN - Canada	X
	2	BRA - Brazil	X
	3	VEN - Venezuela	X
	4	CUB - Cuba	X
	5	MEX - Mexico	X
Rotation 2	1	CUB - Cuba	X
	2	MEX - Mexico	X
	3	BRA - Brazil	X
	4	VEN - Venezuela	X
	5	CAN - Canada	X

Legend:



Group Composition

Composición de los Grupos / Composição dos Grupos




NOC Name	5 	3 	2 
BRA - Brazil			
LEITE Daniela	-	X	
MANTOVANELI Tayanne	X	X	
MATSUO Luisa	X	X	
MENEZES Marcela	X	X	
MULLER Nicole	X	X	
SANCHEZ Natalia	X	-	
CAN - Canada			
DE CATA Kathryn	X	X	
HANSEN Alissa	-	X	
LECHOWICZ Monika	X	X	
LENDVAY Suzanne	X	-	
MOSIENKO Brihana	X	X	
PORTER Roxanne	X	X	
CUB - Cuba			
COMAS Yanet	X	X	
DELGADO Maydelis	-	X	
KINDELAN Rachel	X	X	
ORTIZ Elsy	X	X	
RENOVALES Yeney	X	X	
SANCHEZ Miralay	X	-	
MEX - Mexico			
AGUILAR ROJAS Blajaith	X	-	
DIAZ DE LEON LASTRAS Sofia	X	X	
MARTINEZ MEDINA Marlenne Monserrat	X	X	
ORTEGA BENITEZ Ana Cristina	-	X	
QUINTA ALVAREZ Citaly	X	X	
REYES RODRIGUEZ Sara Elizabeth	X	X	
VEN - Venezuela			
ARIAS Katherin	X	X	
BALZA Mariangel	X	X	
CORTEZ Catherine	X	X	
MYERSTON Andrea	X	X	
TROMPETERO Gabriela	X	X	

Note:
 All changes prior to competition will be available in INFO

Legend:
 5  3  2 

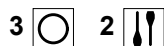
Results

Resultados / Resultados

Rank	NOC		5 				3  2 				Total
			Pen	Score	Rk		Pen	Score	Rk		
1	BRA - Brazil	D	6.600	0.20	14.800	(1)	6.550	0.05	14.800	(1)	29.600
		A	8.700				7.950				
		E	7.350				7.600				
2	CUB - Cuba	D	5.000		13.475	(2)	5.250		13.200	(3)	26.675
		A	7.950				7.750				
		E	7.000				6.700				
3	CAN - Canada	D	5.300		13.425	(3)	4.850		13.225	(2)	26.650
		A	8.550				7.600				
		E	6.500				7.000				
4	VEN - Venezuela	D	4.200		11.325	(5)	4.750	0.05	12.825	(4)	24.150
		A	7.050				7.200				
		E	5.700				6.900				
5	MEX - Mexico	D	4.150		12.350	(4)	4.750	0.10	11.800	(5)	24.150
		A	7.650				6.950				
		E	6.450				6.050				

Legend:

A Artistic Score D Difficulty Score E Execution Score Pen Penalty Rk Apparatus rank Q Qualified for final
 R Reserve



Start List

Lista de salida / Lista de Largada

SAT 28 JUL 2007 START TIME 4:15 PM



Rotation 1

Start Order	NOC
1	CAN - Canada
2	CUB - Cuba
3	BRA - Brazil
4	VEN - Venezuela
5	MEX - Mexico

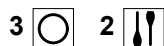


Rotation 2

Start Order	NOC
1	CUB - Cuba
2	VEN - Venezuela
3	MEX - Mexico
4	BRA - Brazil
5	CAN - Canada




Legend:

R Reserve



Group Composition

Composición de los Grupos / Composição dos Grupos

NOC Name	5 	3 	2 
BRA - Brazil			
LEITE Daniela	-	X	
MANTOVANELI Tayanne	X	X	
MATSUO Luisa	X	X	
MENEZES Marcela	X	X	
MULLER Nicole	X	X	
SANCHEZ Natalia	X	-	
CAN - Canada			
DE CATA Kathryn	X	X	
HANSEN Alissa	-	X	
LECHOWICZ Monika	X	X	
LENDVAY Suzanne	X	-	
MOSIENKO Brihana	X	X	
PORTER Roxanne	X	X	
CUB - Cuba			
COMAS Yanet	X	X	
DELGADO Maydelis	-	X	
KINDELAN Rachel	X	X	
ORTIZ Elsy	X	X	
RENOVALES Yeney	X	X	
SANCHEZ Miralay	X	-	
MEX - Mexico			
AGUILAR ROJAS Blajaith	X	-	
DIAZ DE LEON LASTRAS Sofia	X	X	
MARTINEZ MEDINA Marlenne Monserrat	X	X	
ORTEGA BENITEZ Ana Cristina	-	X	
QUINTA ALVAREZ Citaly	X	X	
REYES RODRIGUEZ Sara Elizabeth	X	X	
VEN - Venezuela			
ARIAS Katherin	X	X	
BALZA Mariangel	X	X	
CORTEZ Catherine	X	X	
MYERSTON Andrea	X	X	
TROMPETERO Gabriela	X	X	

Note:

All changes prior to competition will be available in INFO

Legend:

5 

3 

2 



Riocentro Pavilion 3A
Riocentro Pabellon 3A
Riocentro Pavilhão 3A

28 JUL 2007
16:15

Gymnastics Rhythmic


Ginástica Rítmica / Ginástica Rítmica

Group All-Around Final

Conjunto General Final / Equipes Geral Final

Results

Resultados / Resultados

Rank	NOC	Difficulty	Artistic	Execution	Pen.	Total
		5				
1	BRA - Brazil	5.800	8.200	7.350	0.20	14.150
2	CUB - Cuba	5.250	7.500	6.800		13.175
3	CAN - Canada	4.900	7.550	6.450		12.675
4	MEX - Mexico	5.000	7.100	6.450		12.500
5	VEN - Venezuela	4.350	6.950	6.250		11.900

Legend:

Pen. Penalty



Start List

Lista de salida / Lista de Largada



SAT 28 JUL 2007 - 15:00

Start Order	Comp. No.	Name	NOC Code
1	5	CAREW Stefanie	CAN
2	1	SOSA Anahi	ARG
3	14	WANG Lisa	USA
4	12	CASTILLO GALINDO Rut	MEX
5	13	VALDEZ PEREZ Cynthia Yasmin	MEX
6	4	SCHEFFER Ana Paula	BRA
7	6	ORLANDO Alexandra	CAN
8	3	KVIECZYNSKI Angelica	BRA



SAT 28 JUL 2007 - 15:00

Start Order	Comp. No.	Name	NOC Code
1	12	CASTILLO GALINDO Rut	MEX
2	2	YACOBELLI Antonella	ARG
3	14	WANG Lisa	USA
4	6	ORLANDO Alexandra	CAN
5	4	SCHEFFER Ana Paula	BRA
6	3	KVIECZYNSKI Angelica	BRA
7	9	PEREZ Lisandra	CUB
8	5	CAREW Stefanie	CAN



SAT 28 JUL 2007 - 17:00

Start Order	Comp. No.	Name	NOC Code
1	13	VALDEZ PEREZ Cynthia Yasmin	MEX
2	6	ORLANDO Alexandra	CAN
3	14	WANG Lisa	USA
4	1	SOSA Anahi	ARG
5	5	CAREW Stefanie	CAN
6	4	SCHEFFER Ana Paula	BRA
7	12	CASTILLO GALINDO Rut	MEX
8	3	KVIECZYNSKI Angelica	BRA



SAT 28 JUL 2007 - 17:00

Start Order	Comp. No.	Name	NOC Code
1	8	JOSE Lianet	CUB
2	5	CAREW Stefanie	CAN
3	12	CASTILLO GALINDO Rut	MEX
4	1	SOSA Anahi	ARG
5	14	WANG Lisa	USA
6	13	VALDEZ PEREZ Cynthia Yasmin	MEX
7	4	SCHEFFER Ana Paula	BRA
8	15	ZETLIN Julie	USA

Legend:

Comp. No. Competitor number



Rope



Hoop



Clubs



Ribbon

Results

Resultados / Resultados



Rank	Comp. No.	Name	NOC Code	Execution	Artistic	Difficulty	Pen.	Total
1	6	ORLANDO Alexandra	CAN	7.600	7.300	6.400		14.450
2	12	CASTILLO GALINDO Rut	MEX	7.400	7.100	6.000	0.10	13.850
3	4	SCHEFFER Ana Paula	BRA	7.350	6.550	5.600	0.05	13.375
4	5	CAREW Stefanie	CAN	7.250	6.850	5.250	0.05	13.250
5	3	KVIECZYNSKI Angelica	BRA	7.300	6.250	5.450		13.150
6	14	WANG Lisa	USA	7.050	6.350	5.550	0.05	12.950
7	9	PEREZ Lisandra	CUB	7.300	5.750	4.700		12.525
8	2	YACOBELLI Antonella	ARG	7.300	5.700	4.500		12.400

Legend:

Comp. No. Competitor number Pen. Penalty

 Hoop

Ginástica de Trampolim
Gimnasia de Trampolín
Trampoline Gymnastics





Medallists by event

Medallista por evento / Medalhistas por Evento

After 2 of 2 events

Event Name	Date	Medal	Name	NOC Code
Women	28 JUL 2007	GOLD	COCKBURN Karen	CAN
		SILVER	MACLENNAN Rosannagh	CAN
		BRONZE	MATHEUS Giovanna	BRA
Men	28 JUL 2007	GOLD	ESTRADA Chris	USA
		SILVER	BURNETT Jason	CAN
		BRONZE	WESTON Ryan	USA

Medal standing

Posiciones de medallas / Posições das Medalhas

After 2 of 2 events

Rank	NOC	Men				Women				Total				Rank by Total
		G	S	B	Tot	G	S	B	Tot	G	S	B	Tot	
1	CAN - Canada		1		1	1	1		2	1	2		3	1
2	USA - United States	1		1	2					1		1	2	2
3	BRA - Brazil							1	1			1	1	3
Total		1	1	1	3	1	1	1	3	2	2	2	6	

Legend:

G - Gold, S - Silver, B - Bronze, '=' - Equal sign indicates that two or more NOC share the same rank by total



Riocentro Pavilion 3A
Riocentro Pabellon 3A
Riocentro Pavilhão 3A

27 JUL 2007
10:00

Trampoline
Trampolin / Trampolim

Women's
Femenino / Feminino

Qualification
Calificación / Qualificação

Result list

Resultados / Resultados

Superior Jury FLORENZANO Vicélia UPA
DE MAGDALENA Mary UPA
VIDAL Mario UPA
Chair of Judges' Panel OLIVEIRA Marcos BRA
Assistant DEL ROSARIO Fabiola MEX

Execution			Difficulty		
J1	DUCHESNE Stephan	CAN	J6	HOUSE Traci	CAN
J2	VICENCIO Gloria	MEX	J7	CONNER Patti	USA
J3	FENTE Mirta	ARG			
J4	POPKIN David	USA			
J5	WERNECK Carlos	BRA			

Rank	Name	NOC Code	Routine	J1 CAN	J2 MEX	J3 ARG	J4 USA	J5 BRA	Diff	Pen	--- Routine -- Total Rank	Total	
1	COCKBURN Karen	CAN	1ST	8.3	9.0	9.1	8.5	8.4	3.2		29.10	(1)	67.40 Q
			2ND	7.7	8.4	7.9	7.8	8.0	14.6		38.30	(1)	
2	MACLENNAN Rosannagh	CAN	1ST	8.5	8.5	9.0	8.3	8.3	3.1		28.40	(2)	64.80 Q
			2ND	7.4	7.8	7.4	7.4	7.6	14.0		36.40	(2)	
3	MATHEUS Giovanna	BRA	1ST	8.1	8.4	7.7	8.1	8.4	2.4		27.00	(4)	62.00 Q
			2ND	7.4	7.4	7.2	7.0	7.8	13.0		35.00	(3)	
4	DIRCKS Brittany	USA	1ST	7.8	7.7	7.7	7.8	7.6	2.7		25.90	(5)	59.90 Q
			2ND	6.6	7.0	6.9	6.8	7.0	13.3		34.00	(4)	
5	GARAMBONE Bruna	BRA	1ST	7.9	7.9	7.6	7.7	7.8	2.1		25.50	(6)	57.00 Q
			2ND	7.2	7.6	7.4	6.9	7.1	9.8		31.50	(5)	
6	LORENZO Veronica	ARG	1ST	7.6	7.6	7.9	7.3	7.7	2.3		25.20	(7)	54.20 Q
			2ND	6.6	6.9	6.8	6.3	6.9	8.7		29.00	(6)	
7	SOLIS Nadia	MEX	1ST	7.1	7.7	7.4	7.1	7.3	2.7		24.50	(8)	43.70 Q
			2ND	3.6	3.7	3.7	3.6	4.0	8.2		19.20	(7)	
8	WILLIAMS Alaina	USA	1ST	8.0	8.9	8.7	8.2	8.5	2.4		27.80	(3)	32.00 Q
			2ND	0.4	0.5	0.5	0.4	0.5	2.8		4.20	(8)	

Legend:

=	Equal sign indicate that two or more dymnasts share the same rankby routine-total					
1st	1st routine	2nd	2nd routine	Diff.	Difficulty	
DNS	Did not start	J1 - J5	Executions judges	J6 - J7	Difficulty judges	
Pen	Penalty	Q	Qualified for final	R	Reserve	



Riocentro Pavilion 3A
RioCentro Pabellon 3A
RioCentro Pavilhão 3A

28 JUL 2007
10:00

Trampoline
Trampolin / Trampolim

Women's
Femenino / Feminino

Final
Final / Final

Result list

Resultados / Resultados

Superior Jury SIMS Edith Ann UPA
COLOMBO Edmara UPA
CORN Slava UPA

Chair of Judges' Panel OLIVEIRA Marcos BRA
Assistant DEL ROSARIO Fabiola MEX

Execution			Difficulty		
J1	DUCHESNE Stephan	CAN	J6	HOUSE Traci	CAN
J2	VICENCIO Gloria	MEX	J7	CONNER Patti	USA
J3	FENTE Mirta	ARG			
J4	POPKIN David	USA			
J5	WERNECK Carlos	BRA			

Rank	Name	NOC Code	J1	J2	J3	J4	J5	Diff	Pen	Total
			CAN	MEX	ARG	USA	BRA			
1	COCKBURN Karen	CAN	7.7	8.0	7.7	7.5	7.7	14.4		37.50
2	MACLENNAN Rosannagh	CAN	7.7	7.8	7.5	7.2	7.3	14.0		36.50
3	MATHEUS Giovanna	BRA	7.4	7.5	7.5	6.7	7.2	12.2		34.30
4	WILLIAMS Alaina	USA	6.7	7.1	6.9	6.8	6.8	13.2		33.70
5	SOLIS Nadia	MEX	6.8	7.1	7.2	6.6	7.2	11.3		32.40
6	LORENZO Veronica	ARG	7.5	7.6	7.1	7.4	7.0	8.7		30.70
7	DIRCKS Brittany	USA	4.0	4.2	4.2	4.1	4.2	9.2		21.70
8	GARAMBONE Bruna	BRA	0.6	0.8	0.6	0.6	0.7	2.5		4.40

Legend:

Diff - Difficulty
Pen - Penalty

J1 - J5 - Execution judges
DNS - DNS

J6 - J7 - Difficulty judges



Riocentro Pavilion 3A
RioCentro Pabellon 3A
RioCentro Pavilhão 3A

27 JUL 2007
11:10

Trampoline
Trampolin / Trampolim

Men's
Masculino / Masculino

Qualification
Calificación / Qualificação

Result list

Result list / Liste de résultats

CORRECTED

Superior Jury FLORENZANO Vicélia UPA
DE MAGDALENA Mary UPA
VIDAL Mario UPA
Chair of Judges' Panel DUCHESNE Stephan CAN
Assistant VICENCIO Gloria MEX

Execution			Difficulty		
J1	FENTE Mirta	ARG	J6	POPKIN David	USA
J2	HOUSE Traci	CAN	J7	WERNECK Carlos	BRA
J3	OLIVEIRA Marcos	BRA			
J4	DEL ROSARIO Fabiola	MEX			
J5	CONNER Patti	USA			

Rank	Name	NOC Code	Routine	J1 ARG	J2 CAN	J3 BRA	J4 MEX	J5 USA	Diff	Pen	--- Routine -- Total Rank	Total	
1	ESTRADA Chris	USA	1ST	8.6	9.0	9.1	8.7	9.3	3.1		29.90	(2)	68.60 Q
			2ND	7.4	7.5	7.9	7.7	8.0	15.6		38.70	(1)	
2	PALA Carlos	BRA	1ST	8.8	8.6	8.7	8.5	8.5	3.1		28.90	(5)	66.90 Q
			2ND	7.3	7.3	7.8	7.6	7.8	15.3		38.00	(2)	
3	MILONJA Bryan	CAN	1ST	9.0	9.1	9.0	8.9	8.8	2.7		29.60	(=3)	66.50 Q
			2ND	7.2	7.4	7.4	7.3	7.1	15.0		36.90	(3)	
4	BURNETT Jason	CAN	1ST	8.9	9.0	8.8	8.8	9.1	3.4		30.10	(1)	64.50 Q
			2ND	6.7	6.8	6.6	6.9	6.7	14.2		34.40	(4)	
5	WESTON Ryan	USA	1ST	8.7	9.1	8.8	8.8	9.2	2.9		29.60	(=3)	62.20 Q
			2ND	6.8	6.9	7.0	6.5	7.4	11.9		32.60	(5)	
6	ANDRADE Rafael	BRA	1ST	7.8	7.7	7.7	7.2	7.5	3.0		25.90	(7)	49.10 Q
			2ND	4.3	4.3	4.1	4.3	4.4	10.3		23.20	(6)	
7	ZAVALA Ramses	MEX	1ST	8.0	8.4	7.8	8.0	7.8	2.9		26.70	(6)	35.70 Q
			2ND	1.3	1.3	1.3	1.4	1.3	5.1		9.00	(8)	
8	ARIAS Dario	ARG	1ST	5.8	5.7	5.7	5.3	5.8	1.5		18.70	(8)	30.20 Q
			2ND	2.3	2.4	2.2	2.4	2.5	4.4		11.50	(7)	

Legend:

=	Equal sign indicate that two or more dymnasts share the same rankby routine-total				
1st	1st routine	2nd	2nd routine	Diff.	Difficulty
DNS	Did not start	J1 - J5	Executions judges	J6 - J7	Difficulty judges
Pen	Penalty	Q	Qualified for final	R	Reserve



Riocentro Pavilion 3A
 Riocentro Pabellon 3A
 Riocentro Pavilhão 3A

28 JUL 2007
 11:10

Trampoline
 Trampolin / Trampolim

Men's
 Masculino / Masculino

Final
 Final / Final

Result list

Result list / Liste de résultats

Superior Jury SIMS Edith Ann UPA
 COLOMBO Edmara UPA
 CORN Slava UPA

Chair of Judges' Panel DUCHESNE Stephan CAN
Assistant VICENCIO Gloria MEX

Execution			Difficulty		
J1	FENTE Mirta	ARG	J6	POPKIN David	USA
J2	HOUSE Traci	CAN	J7	WERNECK Carlos	BRA
J3	OLIVEIRA Marcos	BRA			
J4	DEL ROSARIO Fabiola	MEX			
J5	CONNER Patti	USA			

Rank	Name	NOC Code	J1 ARG	J2 CAN	J3 BRA	J4 MEX	J5 USA	Diff	Pen	Total
1	ESTRADA Chris	USA	7.3	7.9	7.9	7.5	7.8	15.6		38.80
2	BURNETT Jason	CAN	7.5	7.6	7.3	7.4	7.5	16.2		38.60
3	WESTON Ryan	USA	7.2	7.1	7.3	7.3	7.8	15.5		37.30
4	MILONJA Bryan	CAN	7.4	7.2	7.3	7.0	7.0	15.0		36.50
5	PALA Carlos	BRA	6.4	6.8	6.6	6.7	6.6	15.3		35.20
6	ARIAS Dario	ARG	6.2	6.3	6.4	6.5	6.5	8.2		27.40
7	ZAVALA Ramses	MEX	5.4	5.1	5.2	5.0	5.1	9.2		24.60
8	ANDRADE Rafael	BRA	1.6	1.7	1.5	1.5	1.4	3.2		7.80

Legend:

Diff - Difficulty
 Pen - Penalty

J1 - J5 - Execution judges
 DNS - DNS

J6 - J7 - Difficulty judges

Handebol
Balonmano
Handball



Medallists

Medallista / Medalhistas

GOLD	SILVER	BRONZE
BRA - Brazil 1 MASSON Chana 2 DINIZ Fabiana 3 NASCIMENTO Alexandra 4 GRIPA Fabiana 5 FACHINELLO CAVALEIRO Deonise 6 PIEDADE Daniela 9 FIGUEIREDO Millene 10 ROSAS Aline 11 JACQUES Viviane 13 SILVA Lucila 14 ROSA Juceli 16 de PAULA Darly 17 MESQUITA Idalina 19 SANTOS Aline 20 AMORIM Eduarda	CUB - Cuba 1 SARDINAS RIVERO Maydelis 2 MURILLO VICET Virgen 3 MARTINEZ DUANY Ayling 4 TURRO BELTRON Yasnay 5 DURAN MORENS Arassay 6 CUESTA ZULUETA Ariagne 7 GOMEZ HERNANDEZ Suleiky 8 DESPAIGNE ROSALES Aida 9 LUSSON MIRANDA Lisandra 10 MEDEROS CASTILLO Neivys 11 MARTI POMPA Yohania 12 VIZCAY MEDINA Caridad 13 VALDEZ AGRAMONTE Imara 15 VALERA ABREU Nadezza 16 GUEVARA LLOVERAS Eneleidys	ARG - Argentina 1 SCHLESINGER Silvina 2 ALEJANDRE Maria del Carmen 3 BASILE Cinthya 4 COSTANTINO Georgina 5 FERREA Bibiana 6 MENA Antonela 7 DECILIO Magdalena 8 HARO Lucia 9 ACOSTA Maria Emilia 10 MEYER Sonia 11 TOTOLO Silvana 12 KOGAN Valentina 13 FERNANDEZ Lucia 14 TAGLIAVINI Solange 15 SANGUINETTI Mariana



Handball
Balonmano / Handebol

Women
Señoras / Senhora

Team Roster

Formación del Equipo / Escalação das Equipes

CORRECTED

As of 15 JUL 2007

ARG - Argentina

No.	Name	Pos	L/R	Height m / ft in	Weight kg / lbs	Date of Birth	Age	Club	Int'l. Matches	
									Played	Goals
1	SCHLESINGER Silvina	GK	R	1.78/5'10"	80/176	28 MAR 1985	22	ESTUDIANTES		
2	ALEJANDRE Maria del Carr	LB	L	1.72/5'8"	66/146	17 FEB 1987	20	SAGRADO CORAZON		
3	BASILE Cinthya	LW	R	1.74/5'9"	65/143	1 DEC 1986	20	SEDALO		
4	COSTANTINO Georgina	P	R	1.73/5'8"	75/165	15 JAN 1986	21	CIDECO		
5	FERREA Bibiana (C)	RW	L	1.63/5'4"	60/132	3 DEC 1980	26	SEDALO		
6	MENA Antonela	P	R	1.82/6'0"	76/168	28 MAR 1988	19	CID DE MORENO		
7	DECILIO Magdalena	LB	R	1.79/5'10"	78/172	23 MAR 1983	24	ESTUDIANTES		
8	HARO Lucia	RB	L	1.79/5'10"	71/157	21 AUG 1986	20	U. ELECTRICA		
9	ACOSTA Maria Emilia	CB	R	1.75/5'9"	65/143	2 JAN 1986	21	ESTUDIANTES		
10	MEYER Sonia	LW	R	1.87/6'2"	63/139	14 MAR 1987	20	CIDECO		
11	TOTOLO Silvana	CB	R	1.63/5'4"	62/137	14 OCT 1986	20	SEDALO		
12	KOGAN Valentina	GK	R	1.73/5'8"	72/159	19 MAR 1980	27	SEDALO		
13	FERNANDEZ Lucia	LB	R	1.78/5'10"	70/154	27 NOV 1985	21	ELCHE		
14	TAGLIAVINI Solange	CB	R	1.73/5'8"	75/165	22 JAN 1985	22	DORREGO		
15	SANGUINETTI Mariana	LB	R	1.77/5'10"	76/168	1 AUG 1981	25	CIDECO		
Team Average				1.75/5'9"	70/155		21.9			

Uniform Colours

Team 1st

Shirt
BR/AZ

Shorts

BLUE

Team 2nd

Goalkeeper 1st

RED

RED

Goalkeeper 2nd

Officials:

GENE Jose (Coach)
 MEDINELLI Sergio (Coach)
 ZEBALLOS Daniel Marcos (Head Coach)
 GJUD Claudio (Team Doctor)

NOTE:

Uniform numbers will be confirmed at the team managers meeting and under exceptional circumstances could still be changed right up to the start of the competition.
 The player's age has been calculated based on the day of update.
 Number of international matches played, includes Olympic Games, Senior and Junior World Championships and Continental Championships (other tournaments and friendly matches not included).

LEGEND

LB Left Back	LW Left Wing	L Left	GK Goalkeeper	DSQ Disqualified
CB Centre Back	RW Right Wing	R Right	Pos Position	L/R Handedness
RB Right Back	P Pivot			



Handball
Balonmano / Handebol

Women
Señoras / Senhora

Team Roster

Formación del Equipo / Escalação das Equipes

CORRECTED

As of 15 JUL 2007

BRA - Brazil

No.	Name	Pos	L/R	Height m / ft in	Weight kg / lbs	Date of Birth	Age	Club	Int'l. Matches	
									Played	Goals
1	MASSON Chana (C)	GK	R	1.86/6'1"	77/170	18 DEC 1978	28	H. C. LEIPZIG		
2	DINIZ Fabiana	P	R	1.82/6'0"	73/161	13 MAY 1981	26	B. M. CLEBA		
3	NASCIMENTO Alexandra	RW	L	1.77/5'10"	68/150	16 SEP 1981	25	HIPONOE		
4	GRIPA Fabiana	CB	R	1.74/5'9"	62/137	15 APR 1981	26	A. C. BLUMENAV		
5	FACHINELLO CAVALEIRO I	RW	R	1.80/5'11"	72/159	20 JUN 1983	24	S.D. Itaxako Navarra		
6	PIEDADE Daniela	P	R	1.73/5'8"	70/154	3 FEB 1979	28	HIPONOE		
9	FIGUEIREDO Millene	CB	R	1.69/5'7"	70/154	3 FEB 1983	24	B. M. CLEBA		
10	ROSAS Aline	LW	R	1.59/5'3"	57/126	28 JUN 1979	28	ESPORTE GUARULHOS		
11	JACQUES Viviane	RW	L	1.70/5'7"	60/132	20 MAY 1977	30	B.M. ELDA PRESTIGO		
13	SILVA Lucila	CB	R	1.76/5'9"	68/150	7 MAR 1976	31	ESPORTE GUARULHOS		
14	ROSA Juceli	P	R	1.79/5'10"	78/172	1 JAN 1978	29	METODISTA / SAO BERNARDO		
16	de PAULA Darly	GK	R	1.78/5'10"	68/150	25 AUG 1982	24	LE HAVRE ATHLETIC CLUB		
17	MESQUITA Idalina	LW	R	1.71/5'7"	59/130	7 FEB 1976	31	H. C. LEIPZIG		
19	SANTOS Aline	LB	R	1.88/6'2"	94/207	17 AUG 1981	25	LE HAVRE ATHLETIC CLUB		
20	AMORIM Eduarda	LB	R	1.87/6'2"	83/183	23 SEP 1986	20	GJORGE PETROV KOMETAL		
Team Average				1.77/5'10"	71/156		26.6			

Uniform Colours

Team 1st

Shirt

YEL

Shorts

YEL

Team 2nd

Goalkeeper 1st

BLUE

BLUE

Goalkeeper 2nd

Officials:

OLIVER Juan Francisco (ESP)

(Head Coach)

LOFFREDO Marisa

(Coach)

GOMES Maria

(Coach)

ORSI Rita

(Coach)

NOTE:

Uniform numbers will be confirmed at the team managers meeting and under exceptional circumstances could still be changed right up to the start of the competition.

The player's age has been calculated based on the day of update.

Number of international matches played, includes Olympic Games, Senior and Junior World Championships and Continental Championships (other tournaments and friendly matches not included).

LEGEND

LB Left Back

LW Left Wing

L Left

GK Goalkeeper

DSQ Disqualified

CB Centre Back

RW Right Wing

R Right

Pos Position

L/R Handedness

RB Right Back

P Pivot



Handball
Balonmano / Handebol

Women
Señoras / Senhora

Team Roster

Formación del Equipo / Escalação das Equipes

CORRECTED

As of 19 JUL 2007

CAN - Canada

No.	Name	Pos	L/R	Height m / ft in	Weight kg / lbs	Date of Birth	Age	Club	Int'l. Matches Played	Goals
1	SAURIOL-JOLY Emilie	GK	R	1.79/5'10"	70/154	25 JUN 1982	25	Celtiques		
2	GIRARD Emmanuelle	LW	R	1.68/5'6"	57/126	7 APR 1980	27	Laval		
3	SMART Amber	LW	L	1.68/5'6"	57/126	18 JAN 1983	24	Pax		
4	NAULT Lynsey	P	R	1.77/5'10"	61/134	1 JAN 1980	27	Pax		
6	PILON Caroline	CB	R	1.75/5'9"	72/159	29 MAY 1979	28	Nantes		
7	TAUPIER Marie-Elaine	CB	R	1.74/5'9"	70/154	26 SEP 1982	24	Laval		
8	FENTON Kate	LW	R	1.74/5'9"	61/134	21 NOV 1987	19	Pax		
9	BALTIMORE Alexis	CB	R	1.70/5'7"	72/159	13 APR 1982	25	Gosa		
10	GAGNON Martine	RB	R	1.70/5'7"	66/146	14 AUG 1977	29	Champlain		
12	TOUCHETTE Audrey	GK	R	1.74/5'9"	66/146	20 JAN 1981	26	Champlain		
13	BARETTE Kim	RB	R	1.78/5'10"	78/172	16 MAY 1987	20	Champlain		
14	BELISLE Kim	P	R			15 NOV 1986	20	Champlain		
18	TRUDEL-CRETE Karine	P	R	1.74/5'9"	72/159	27 SEP 1979	27	Champlain		
19	RAPHAEL Fabienne	RB	R	1.65/5'5"	66/146	27 MAY 1977	30	Celtiques		
20	DILALLO Kate	LW	R			5 DEC 1985	21	Laval		
Team Average				1.73/5'8"	67/147		24.8			

Uniform Colours

Shirt

Shorts

Team 1st

Team 2nd

Goalkeeper 1st

Goalkeeper 2nd

Officials:

BARETTE Janie	(Assistant Coach)
HAYES Bryan	(Assistant Coach)
RACINE Alain	(Assistant Coach)
NAHMIASH Michael	(Head Coach)

NOTE:

Uniform numbers will be confirmed at the team managers meeting and under exceptional circumstances could still be changed right up to the start of the competition.

The player's age has been calculated based on the day of update.

Number of international matches played, includes Olympic Games, Senior and Junior World Championships and Continental Championships (other tournaments and friendly matches not included).

LEGEND

LB Left Back	LW Left Wing	L Left	GK Goalkeeper	DSQ Disqualified
CB Centre Back	RW Right Wing	R Right	Pos Position	L/R Handedness
RB Right Back	P Pivot			



Handball
Balonmano / Handebol

Women
Señoras / Senhora

Team Roster

Formación del Equipo / Escalação das Equipes

CORRECTED

As of 15 JUL 2007

CUB - Cuba

No.	Name	Pos	L/R	Height m / ft in	Weight kg / lbs	Date of Birth	Age	Club	Int'l. Matches	
									Played	Goals
1	SARDINAS RIVERO Maydeli	GK	R	1.78/5'10"	78/172	5 AUG 1983	23	MATANZAS		
2	MURILLO VICET Virgen (C)	LW	L	1.66/5'5"	65/143	8 MAR 1976	31	HOLGUIN		
3	MARTINEZ DUANY Ayling	RW	R	1.72/5'8"	74/163	4 SEP 1983	23	CIUDAD HABANA		
4	TURRO BELTRON Yasnay	RW	R	1.68/5'6"	66/146	22 DEC 1981	25	GUANTANAMO		
5	DURAN MORENS Arassay	RB	R	1.77/5'10"	75/165	12 AUG 1985	21	SANTIAGO DE CUBA		
6	CUESTA ZULUETA Ariagne	P	R	1.76/5'9"	76/168	22 AUG 1987	19	MATANZAS		
7	GOMEZ HERNANDEZ Suleil	RB	R	1.79/5'10"	72/159	21 JUL 1984	22	CIUDAD HABANA		
8	DESPAIGNE ROSALES Aide	RW	R	1.72/5'8"	72/159	9 NOV 1983	23	SANTIAGO DE CUBA		
9	LUSSON MIRANDA Lisandr	RB	R	1.75/5'9"	71/157	1 SEP 1985	21	CIUDAD HABANA		
10	MEDEROS CASTILLO Neivy	RB	R	1.68/5'6"	66/146	28 OCT 1986	20	MATANZAS		
11	MARTI POMPA Yohania	P	R	1.79/5'10"	77/170	9 SEP 1982	24	GRANMA		
12	VIZCAY MEDINA Caridad	GK	R	1.78/5'10"	76/168	21 FEB 1978	29	SANTIAGO DE CUBA		
13	VALDEZ AGRAMONTE Imar	P	R	1.76/5'9"	74/163	13 APR 1983	24	VILLA CLARA		
15	VALERA ABREU Nadezza	CB	R	1.76/5'9"	77/170	31 MAR 1987	20	MATANZAS		
16	GUEVARA LLOVERAS Eneli	GK	R	1.75/5'9"	75/165	4 AUG 1986	20	MATANZAS		
Team Average				1.74/5'9"	73/161		23.0			

Uniform Colours	Shirt	Shorts
Team 1st	RED	WHI
Team 2nd		
Goalkeeper 1st	VERDE	BLUE
Goalkeeper 2nd		

Officials:	CONDE RUYOL Juan Ruben	(Coach)
	CHAVEZ CORTERO Reinaldo	(Coach)
	MATURREL VERDECIA Senovio	(Head Coach)
	TERRELONGE Jorge Wilfredo	(Team Leader)

NOTE:
Uniform numbers will be confirmed at the team managers meeting and under exceptional circumstances could still be changed right up to the start of the competition.
The player's age has been calculated based on the day of update.
Number of international matches played, includes Olympic Games, Senior and Junior World Championships and Continental Championships (other tournaments and friendly matches not included).

LEGEND			
LB	Left Back	LW	Left Wing
CB	Centre Back	RW	Right Wing
RB	Right Back	P	Pivot
L	Left	GK	Goalkeeper
R	Right	Pos	Position
		DSQ	Disqualified
		L/R	Handedness



Handball
Balonmano / Handebol

Women
Señoras / Senhora

Team Roster

Formación del Equipo / Escalação das Equipes

CORRECTED

As of 15 JUL 2007

DOM - Dominican Republic

No.	Name	Pos	L/R	Height m / ft in	Weight kg / lbs	Date of Birth	Age	Club	Int'l. Matches	
									Played	Goals
2	VASQUEZ HIDALGO Yinnett	P	R	1.70/5'7"	70/154	31 MAY 1985	22	DISTRITO		
3	HERNANDEZ Yanira	LB	R	1.80/5'11"	79/174	10 JAN 1983	24	DISTRITO		
4	AMPARO Nargelyn	RW	L	1.60/5'3"	62/137	17 NOV 1989	17	DISTRITO		
5	SANTOS Ingrid	RW	R	1.65/5'5"	70/154	4 JAN 1982	25	DISTRITO		
6	GRANADOS BRITO Judith	RB	R	1.72/5'8"	83/183	30 APR 1979	28	DISTRITO		
7	LINARES Yndiana	LB	R	1.80/5'11"	77/170	11 JUL 1984	23	DISTRITO		
8	PENA RODRIGUEZ Nancy M	LW	R	1.63/5'4"	62/137	29 JUL 1982	24	DISTRITO		
9	ANDINO Mariela	RW	R	1.65/5'5"	65/143	9 OCT 1990	16	DISTRITO		
10	ROSA BRITO Viviana	RB	R	1.75/5'9"	82/181	10 JUN 1987	20	DISTRITO		
11	SANTANA Mariela	LW	R	1.80/5'11"	81/179	15 DEC 1982	24	SAN PEDRO		
12	SUAREZ Suleidy	GK	R	1.78/5'10"	85/187	8 JUN 1990	17	DISTRITO		
13	LOPEZ VILLANUEVA Esther	LB	R	1.70/5'7"	65/143	16 NOV 1993	13	DISTRITO		
14	TEJEDA PENA Yacaira	P	R	1.78/5'10"	76/168	20 AUG 1987	19	DISTRITO		
16	MEJIA ANDUJAR Elizabeth	GK	R	1.68/5'6"	67/148	19 JUN 1990	17	BAYAGUANA		
17	MAMBRU Maria	LB	R	1.73/5'8"	76/168	17 MAY 1983	24	DISTRITO		
Team Average				1.72/5'8"	73/162		20.9			

Uniform Colours

Shirt

Shorts

Team 1st

Team 2nd

Goalkeeper 1st

Goalkeeper 2nd

Officials:

DUVAL Jose	(Team Leader)
ROMERO Felix	(Head Coach)
la SIERRA Gerald	(Coach)
COISCOU Julio Cesar	(Coach)

NOTE:

Uniform numbers will be confirmed at the team managers meeting and under exceptional circumstances could still be changed right up to the start of the competition.

The player's age has been calculated based on the day of update.

Number of international matches played, includes Olympic Games, Senior and Junior World Championships and Continental Championships (other tournaments and friendly matches not included).

LEGEND

LB Left Back	LW Left Wing	L Left	GK Goalkeeper	DSQ Disqualified
CB Centre Back	RW Right Wing	R Right	Pos Position	L/R Handedness
RB Right Back	P Pivot			



Handball
Balonmano / Handebol

Women
Señoras / Senhora

Team Roster

Formación del Equipo / Escalação das Equipes

CORRECTED

As of 15 JUL 2007

MEX - Mexico

No.	Name	Pos	L/R	Height m / ft in	Weight kg / lbs	Date of Birth	Age	Club	Int'l. Matches	
									Played	Goals
2	GARCIA MORALES Yesselly	RW	R	1.63/5'4"	56/123	17 MAY 1987	20	NUEVO LEON		
3	AGUIAR GUERRERO Caroli	LW	R	1.62/5'4"	58/128	29 SEP 1988	18	NUEVO LEON		
4	RAMIREZ CHAVEZ Brenda (P	R	1.76/5'9"	70/154	26 SEP 1987	19	CHIHUAHUA		
5	SERNA HERRERA Yuria Yur	RB	R	1.67/5'6"	61/134	12 MAY 1981	26	MISBURG		
6	SAAVEDRA LUGO Guadaluç	LB	R	1.75/5'9"	69/152	9 OCT 1987	19	GUANAJUATO		
7	GARCIA CASTILLO Adriana	LW	R	1.63/5'4"	60/132	13 NOV 1978	28	MISBURG		
8	SIFUENTES HERNANDEZ S	CB	R	1.60/5'3"	53/117	28 SEP 1987	19	NUEVO LEON		
9	ESQUIVEL GARDUNO Virgii	RW	L	1.62/5'4"	67/148	10 OCT 1986	20	MISBURG		
10	GUTIERREZ LINARES Here	LB	R	1.76/5'9"	70/154	10 OCT 1986	20	COLIMA		
11	FLORES LOPEZ Adriana	RW	L	1.67/5'6"	63/139	7 AUG 1981	25	MISBURG		
13	ESQUIVEL GARDUNO Bere	CB	R	1.67/5'6"	61/134	27 NOV 1978	28	MISBURG		
14	FLORES TOVAR Blanca Mai	RB	R	1.73/5'8"	65/143	7 JUL 1986	21	MISBURG		
16	SOSA GARCIA Marlene	GK	R	1.74/5'9"	70/154	30 AUG 1987	19	CHIHUAHUA		
18	PARRA TORRES Jessica Ali	GK	R	1.76/5'9"	80/176	23 SEP 1989	17	CHIHUAHUA		
21	MORENO GOMEZ Diana Ele	P	R	1.74/5'9"	71/157	7 OCT 1987	19	NUEVO LEON		
Team Average				1.69/5'7"	65/143		21.2			

Uniform Colours

Shirt

Shorts

Team 1st

Team 2nd

Goalkeeper 1st

Goalkeeper 2nd

Officials:

PINA LARA Monica Ivonne (Coach)
CORTAZAR Edgar (Coach)
DAVALOS Alejandro (Coach)
MARTINEZ SANCHEZ Maria de Lourdes (Head Coach)

NOTE:

Uniform numbers will be confirmed at the team managers meeting and under exceptional circumstances could still be changed right up to the start of the competition.

The player's age has been calculated based on the day of update.

Number of international matches played, includes Olympic Games, Senior and Junior World Championships and Continental Championships (other tournaments and friendly matches not included).

LEGEND

LB Left Back	LW Left Wing	L Left	GK Goalkeeper	DSQ Disqualified
CB Centre Back	RW Right Wing	R Right	Pos Position	L/R Handedness
RB Right Back	P Pivot			



Handball
Balonmano / Handebol

Women
Señoras / Senhora

Team Roster

Formación del Equipo / Escalação das Equipes

CORRECTED

As of 15 JUL 2007

PAR - Paraguay

No.	Name	Pos	L/R	Height m / ft in	Weight kg / lbs	Date of Birth	Age	Club	Int'l. Matches	
									Played	Goals
1	VILLALBA Alicia	GK	R	1.72/5'8"	62/137	28 FEB 1988	19	EMILIANO R. FERNANDEZ		
2	ALUAN Fabiana (C)	RB	L	1.73/5'8"	70/154	6 DEC 1980	26	DEPORTIVO SAN JOSE		
3	ALCARAZ Nadia	P	R	1.65/5'5"	67/148	6 JUN 1982	25	EMILIANO R. FERNANDEZ		
4	ALUAN Marian	LW	R	1.64/5'5"	59/130	22 SEP 1979	27	DEPORTIVO SAN JOSE		
5	PERROTTA Liliana	LW	R	1.63/5'4"	62/137	25 JUL 1984	22	UNIVERSIDAD CATOLICA		
6	BRUSQUETTI Gabriela	LB	R	1.76/5'9"	66/146	27 FEB 1985	22	EMILIANO R. FERNANDEZ		
7	BETTINI Giovanna	LB	R	1.72/5'8"	64/141	6 JAN 1989	18	DEPORTIVO SAN JOSE		
9	FARIA Marizza Alejandra	CB	R			20 AUG 1983	23	DEPORTIVO SAN JOSE		
10	CRISTALDO Ana	CB	R	1.68/5'6"	64/141	3 FEB 1990	17	CAAGUAZU		
11	ROMERO Nilsa	CB	R	1.56/5'1"	58/128	4 DEC 1986	20	DEPORTIVO SAN JOSE		
12	MELGAREJO Carmen	GK	R	1.64/5'5"	72/159	11 MAY 1969	38	DEPORTIVO SAN JOSE		
13	FARINA Lorena	CB	R	1.69/5'7"	73/161	19 JUL 1986	20	OVETENSE		
18	CHOVO Aline	P	R	1.65/5'5"	65/143	16 DEC 1983	23	CERRO PORTENO		
19	GENES Luz Maria	CB	R	1.85/6'1"	83/183	2 FEB 1984	23	CERRO PORTENO		
20	ACOSTA Claudia	LB	R	1.83/6'0"	82/181	18 SEP 1986	20	CERRO PORTENO		
Team Average				1.70/5'7"	68/149		22.9			

Uniform Colours	Shirt	Shorts
Team 1st	VR/BR	PRETO
Team 2nd		
Goalkeeper 1st	PRETO	PRETO
Goalkeeper 2nd		

Officials:	CASACCIA Agustin	(Team Doctor)
	SUBELDIA Ruben	(Head Coach)
	SELOSO Jose	(Physiotherapist)
	PANIAGUA Angel	(Coach)

NOTE:
Uniform numbers will be confirmed at the team managers meeting and under exceptional circumstances could still be changed right up to the start of the competition.
The player's age has been calculated based on the day of update.
Number of international matches played, includes Olympic Games, Senior and Junior World Championships and Continental Championships (other tournaments and friendly matches not included).

LEGEND							
LB	Left Back	LW	Left Wing	L	Left	GK	Goalkeeper
CB	Centre Back	RW	Right Wing	R	Right	Pos	Position
RB	Right Back	P	Pivot			DSQ	Disqualified
						L/R	Handedness



Handball
Balonmano / Handebol

Women
Señoras / Senhora

Team Roster

Formación del Equipo / Escalação das Equipes

CORRECTED

As of 15 JUL 2007

PUR - Puerto Rico

No.	Name	Pos	L/R	Height m / ft in	Weight kg / lbs	Date of Birth	Age	Club	Int'l. Matches	
									Played	Goals
1	SERRANO Maria (C)	GK	R	1.70/5'7"	83/183	22 JAN 1970	37	CAROLINA		
2	ENCARNACION QUINONES	RW	L	1.70/5'7"	60/132	22 NOV 1989	17	RIO GRANDE		
3	ROSADO POMALES Maria	CB	R	1.57/5'2"	82/181	21 MAY 1980	27	NAGUABO		
4	ESCOBAR RODRIGUEZ Kits	LW	R	1.60/5'3"	58/128	1 DEC 1990	16	RIO GRANDE		
5	CEBALLOS PIZARRO Natha	CB	R	1.50/4'11"	52/115	10 MAR 1990	17	RIO GRANDE		
6	HIRALDO CEPEDA Sheila	P	R	1.63/5'4"	68/150	21 APR 1989	18	RIO GRANDE		
8	DIAZ CARTAGENA Maria	P	R	1.57/5'2"	59/130	29 DEC 1983	23	RIO GRANDE		
10	LOPEZ CORDERO Natalia	RB	L	1.75/5'9"	68/150	30 OCT 1988	18	GUAYNABO		
11	CALDERO TORRES Christal	RW	R	1.57/5'2"	53/117	1 DEC 1989	17	GUAYNABO		
12	CARRASQUILLO RIVERA R	GK	R	1.73/5'8"	68/150	21 OCT 1990	16	LUQUILLO		
13	GONZALEZ NATAL Jackelin	LW	R	1.57/5'2"	52/115	25 OCT 1985	21	RIO GRANDE		
14	FIGUEROA PEREZ Sharmai	RB	L	1.73/5'8"	73/161	28 MAY 1990	17	GUAYNABO		
15	CORREA KIANEZ Lauritza	LB	R	1.75/5'9"	62/137	1 AUG 1980	26	RIO GRANDE		
16	MARTINEZ FELICIER Maran	GK	R	1.75/5'9"	95/209	16 NOV 1990	16	RIO GRANDE		
18	GARCIA LOPEZ Ciris	LB	R	1.70/5'7"	85/187	1 SEP 1989	17	SANTURCE		
Team Average				1.65/5'5"	68/150		20.2			

Uniform Colours	Shirt	Shorts
Team 1st	AZ/VR	BLUE
Team 2nd		
Goalkeeper 1st	CINZA	CINZA
Goalkeeper 2nd		

Officials:	SANTANA LEBRON Tirso	(Coach)
	PERUCHENA Eduardo (ARG)	(Coach)
	SANTIAGO GARCIA Dennis	(Coach)
	FONTANET BATISTA Elia	(Head Coach)

NOTE:
Uniform numbers will be confirmed at the team managers meeting and under exceptional circumstances could still be changed right up to the start of the competition.
The player's age has been calculated based on the day of update.
Number of international matches played, includes Olympic Games, Senior and Junior World Championships and Continental Championships (other tournaments and friendly matches not included).

LEGEND			
LB	Left Back	LW	Left Wing
CB	Centre Back	RW	Right Wing
RB	Right Back	P	Pivot
L	Left	GK	Goalkeeper
R	Right	Pos	Position
		DSQ	Disqualified
		L/R	Handedness

Tournament Summary

Resumen del Torneo / Sumário do Torneio

As of 21 JUL 2007

Group A

Rank	Team	Pts	MP	W	T	L	GF	GA	Diff.
1	ARG	6	3	3	0	0	94	52	42
2	DOM	4	3	2	0	1	83	77	6
3	PAR	2	3	1	0	2	84	88	-4
4	PUR	0	3	0	0	3	61	105	-44

Team	ARG	DOM	PAR	PUR
ARG		26 - 15	29 - 23	39 - 14
DOM	15 - 26		33 - 30	35 - 21
PAR	23 - 29	30 - 33		31 - 26
PUR	14 - 39	21 - 35	26 - 31	

Group B

Rank	Team	Pts	MP	W	T	L	GF	GA	Diff.
1	BRA	6	3	3	0	0	107	53	54
2	CUB	4	3	2	0	1	97	72	25
3	MEX	2	3	1	0	2	53	89	-36
4	CAN	0	3	0	0	3	55	98	-43

Team	BRA	CUB	MEX	CAN
BRA		32 - 28	38 - 15	37 - 10
CUB	28 - 32		31 - 15	38 - 25
MEX	15 - 38	15 - 31		23 - 20
CAN	10 - 37	25 - 38	20 - 23	

Classification

Date	Start Time	Teams	Phase	Match No.	Result
THU 19 JUL	14:00	MEX - PUR	Classification Matches	13	21 - 20
	16:00	BRA - DOM	Semi final	14	46 - 13
	20:00	PAR - CAN	Classification Matches	15	22 - 26
	22:00	ARG - CUB	Semi final	16	25 - 37
SAT 21 JUL	08:30	DOM - ARG	Bronze Medal	17	22 - 23
	10:30	BRA - CUB	Final	18	30 - 17
	15:00	MEX - CAN	5th PLACE	19	37 - 36
	17:30	PUR - PAR	7th PLACE	20	21 - 22

Final Standings

Medal	Rank	Team
Gold	1	BRA - Brazil
Silver	2	CUB - Cuba
Bronze	3	ARG - Argentina
	4	DOM - Dominican Republic
	5	MEX - Mexico
	6	CAN - Canada
	7	PAR - Paraguay
	8	PUR - Puerto Rico

NOTE:

"tbd *" time of the matches will be determined after the participating are known.

LEGEND

Pts	Points	MP	Matches Played	W	Won	L	Lost	T	Ties
GF	Goals For	GA	Goals Against	Diff	Goal Difference	DSQ	Disqualified		

Results

Resultados / Resultados

CORRECTED

DOM 33 - 30 PAR

(14 - 9) (19 - 21)

Referee: PINTO R. (BRA) / AIRES MENEZES N. (BRA)

RUNNING SCORE

DOM - PAR

DOM - Dominican Republic

Players		Shots								Penalties			
No.	Name	G/S	%	6m	Wing	9m	7m	FB	BT	YC	2Min	RC	EX
2	VASQUEZ HIDALGO Yinnett	2/4	50	1/3	1/1								
3	HERNANDEZ Yanira	8/13	62	1/1		3/8	1/1		3/3				
4	AMPARO Nargelyn												
5	SANTOS Ingrid	3/4	75	0/1					3/3		1		
6	GRANADOS BRITO Judith	11/14	79	3/3		1/1	5/7		2/3	1	1		
7	LINARES Yndiana	0/1	0				0/1			1	1		
8	PENA RODRIGUEZ Nancy Mileidy	8/11	73	1/1	4/6			2/2	1/2	1	1		
9	ANDINO Mariela	1/1	100		1/1								
10	ROSA BRITO Viviana	0/1	0	0/1							1	1	
11	SANTANA Mariela												
12	SUAREZ Suleidy												
14	TEJEDA PENA Yacaira												
16	MEJIA ANDUJAR Elizabeth												
17	MAMBRU Maria												
Bench/Team													
Totals		33/49	67	6/10	6/8	4/9	6/9	2/2	9/11	3	5	1	

Goalkeepers		Saves							
No.	Name	S/S	%	6m	Wing	9m	7m	FB	BT
12	SUAREZ Suleidy	13/43	30	9/22	1/10	3/4	0/2	0/2	0/3
16	MEJIA ANDUJAR Elizabeth								
Totals		13/43	30	9/22	1/10	3/4	0/2	0/2	0/3

PAR - Paraguay

Players		Shots								Penalties			
No.	Name	G/S	%	6m	Wing	9m	7m	FB	BT	YC	2Min	RC	EX
1	VILLALBA Alicia												
2	ALUAN Fabiana	11/20	55	7/12		1/5	2/2		1/1		2		
3	ALCARAZ Nadia												
4	ALUAN Marian												
5	PERROTTA Liliana	6/10	60	1/2	4/6			0/1	1/1				
6	BRUSQUETTI Gabriela												
7	BETTINI Giovanna	5/7	71	0/1	3/4			2/2		1	1		
10	CRISTALDO Ana												
11	ROMERO Nilsa												
12	MELGAREJO Carmen												
13	FARINA Lorena	0/1	0	0/1						1	2		
18	CHOVO Aline	3/3	100	1/1	2/2						1		
19	GENES Luz Maria	2/4	50	2/3		0/1							
20	ACOSTA Claudia	3/7	43	2/4		0/2			1/1	1	2		
Bench/Team										1			
Totals		30/52	58	13/24	9/12	1/8	2/2	2/3	3/3	4	8		

Goalkeepers		Saves							
No.	Name	S/S	%	6m	Wing	9m	7m	FB	BT
1	VILLALBA Alicia	0/6	0	0/1	0/1		0/2	0/2	
12	MELGAREJO Carmen	4/31	13	2/7	1/6	1/5	0/4		0/9
Totals		4/37	11	2/8	1/7	1/5	0/6	0/2	0/9

1st Half	
HERNANDEZ Y.	1 (1) 0
GRANADOS BRITO J.	2 (4) 0
PENA RODRIGUEZ N.	3 (4) 0
HERNANDEZ Y.	4 (9) 0
HERNANDEZ Y.	5 (13) 0
	5 (14) 1
	5 (14) 2
	5 (17) 3
	5 (17) 4
ANDINO M.	6 (18) 4
GRANADOS BRITO J.	7 (19) 4
PENA RODRIGUEZ N.	8 (20) 4
PENA RODRIGUEZ N.	9 (21) 4
GRANADOS BRITO J.	10 (21) 4
GRANADOS BRITO J.	11 (23) 4
GRANADOS BRITO J.	12 (24) 4
	12 (24) 5
	13 (25) 5
	13 (26) 6
HERNANDEZ Y.	14 (27) 6
	14 (28) 7
	14 (29) 8
	14 (30) 9

2nd Half	
SANTOS I.	15 (1) 9
	15 (1) 10
	15 (3) 11
GRANADOS BRITO J.	16 (5) 11
	16 (5) 12
GRANADOS BRITO J.	17 (5) 12
PENA RODRIGUEZ N.	18 (7) 12
	18 (7) 13
	18 (8) 14
	18 (9) 15
GRANADOS BRITO J.	19 (10) 15
	19 (10) 16
HERNANDEZ Y.	20 (11) 16
HERNANDEZ Y.	21 (12) 16
	21 (13) 17
	21 (14) 18
	21 (14) 19
SANTOS I.	22 (15) 19
	22 (16) 20
	22 (17) 21
	22 (17) 21
HERNANDEZ Y.	23 (17) 21
PENA RODRIGUEZ N.	24 (18) 21
	24 (18) 22
PENA RODRIGUEZ N.	25 (18) 22
	25 (19) 23
SANTOS I.	26 (20) 23
VASQUEZ HIDALGO Y.	27 (20) 23
	27 (21) 24
GRANADOS BRITO J.	28 (21) 24
PENA RODRIGUEZ N.	29 (22) 24
GRANADOS BRITO J.	30 (23) 24
	30 (24) 25
PENA RODRIGUEZ N.	31 (25) 25
	31 (26) 26
	31 (27) 27
	31 (28) 28
HERNANDEZ Y.	32 (28) 28
	32 (28) 29
	32 (29) 30
GRANADOS BRITO J.	33 (30) 30

LEGEND

G/S	Goals / Shots	6m	6-metre Shots	Wing	Wing Shots	EX	Exclusions	BT	Breakthroughs
S/S	Saves / Shots	7m	7-metre Shots	YC	Yellow Cards	2Min	2 Minute Suspensions	FB	Fast Breaks
%	Efficiency	9m	9-metre Shots	RC	Red Cards	+	2 Minute + 2 Minute Suspensions		

Match Team Statistics

Estadística del equipo por partido / Estatística da Equipe na partida

CORRECTED

DOM 33 - 30 PAR

(14 - 9) (19 - 21)

Referee: PINTO R. (BRA) / AIRES MENEZES N. (BRA)

DOM - Dominican Republic

Players		Shots								Offence		Defence		Penalties			TP	
No.	Name	G/S	%	6m	Wing	9m	7m	FB	BT	AS	TF	ST	BS	YC	2Min	RC		EX
2	VASQUEZ HIDALGO Yinnett	2/4	50	1/3	1/1					4								60:00
3	HERNANDEZ Yanira	8/13	62	1/1		3/8	1/1		3/3	6	3							43:24
4	AMPARO Nargelyn																	0:04
5	SANTOS Ingrid	3/4	75	0/1					3/3	3	4					1		32:03
6	GRANADOS BRITO Judith	11/14	79	3/3		1/1	5/7		2/3	2	2			1	1			59:12
7	LINARES Yndiana	0/1	0				0/1						2	1	1			18:43
8	PENA RODRIGUEZ Nancy Mileidy	8/11	73	1/1	4/6			2/2	1/2	3	5			1	1			60:00
9	ANDINO Mariela	1/1	100		1/1					1	2							45:45
10	ROSA BRITO Viviana	0/1	0	0/1							2				1	1		28:41
11	SANTANA Mariela										1	1						0:46
12	SUAREZ Suleidy									2								60:00
14	TEJEDA PENA Yacaira																	
16	MEJIA ANDUJAR Elizabeth																	
17	MAMBRU Maria																	
	Bench/Team																	
Totals		33/49	67	6/10	6/8	4/9	6/9	2/2	9/11	21	19	1	2	3	5	1		

Goalkeepers		Total Shots		6m Shots		Wing Shots		9m Shots		7m Shots		Fast Breaks		Breakthroughs	
No.	Name	S/S	%	S/S	%	S/S	%	S/S	%	S/S	%	S/S	%	S/S	%
12	SUAREZ Suleidy	13/43	30	9/22	41	1/10	10	3/4	75	0/2	0	0/2	0	0/3	0
16	MEJIA ANDUJAR Elizabeth														
Totals		13/43	30	9/22	41	1/10	10	3/4	75	0/2	0	0/2	0	0/3	0

Team Shots	Goals	Saves	Missed	Post	Blocked	Total	%
6m Shots	6	2	1	1		10	60
Wing Shots	6	1	1			8	75
9m Shots	4	1	1	3		9	44
7m Shots	6		1	2	n/a	9	67
Fast Breaks	2					2	100
Breakthroughs	9		1	1		11	82
Totals	33	4	5	7		49	67

Number of Attacks: 67, Scoring Efficiency: 49%



Riocentro - Pavilion 3B
 Riocentro Pabellón 3B
 Riocentro Pavilhão 3B

13 JUL 2007
 8:00

Handball
 Balonmano / Handebol

Women
 Señoras / Senhora

Preliminaries - Group A
 Preliminares - Grupo A / Preliminares - Grupo A

Match No: 01

Match Team Statistics

Estadística del equipo por partido / Estatística da Equipe na partida

CORRECTED

DOM 33 - 30 PAR

(14 - 9) (19 - 21)

Referee: PINTO R. (BRA) / AIRES MENEZES N. (BRA)

DOM - Dominican Republic

Shots Distribution

Players

Goals / Shots

2 VASQUEZ HIDALGO Y.	3 HERNANDEZ Y.	4 AMPARO N.	5 SANTOS I.	6 GRANADOS BRITO J.	7 LINARES Y.	8 PENA RODRIGUEZ N.
1/1	0/1		1/1	1/1	1/1	2/2
1/1			1/1	1/1		0/1
				2/2		2/2
						1/1
1-Post	1-Missed 3-Post		1-Missed	1-Missed 2-Post	1-Post	2-Missed
9 ANDINO M.	10 ROSA BRITO V.	11 SANTANA M.	14 TEJEDA PENA Y.	17 MAMBRU M.		
1/1						
	0/1					

Team

Offence

Defence

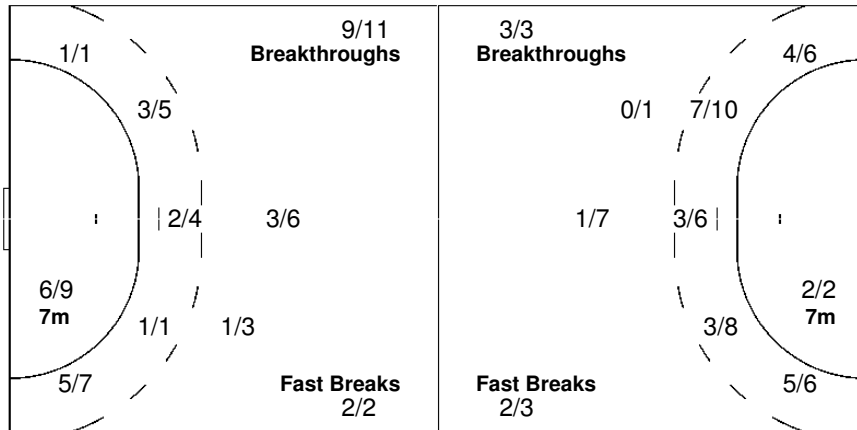
Goalkeepers

Goals / Shots

Saves / Shots

9/9	1/3	3/4
4/4	1/2	5/5
4/4		6/6

5-Missed 7-Post



0/2	2/4	1/9
2/4	3/3	2/4
0/5	1/5	0/5

12 SUAREZ S.

0/2	2/4	1/9
2/4	3/3	2/4
0/5	1/5	0/5

16 MEJIA ANDUJAR E.

Match Team Statistics

Estadística del equipo por partido / Estatística da Equipe na partida

CORRECTED

DOM 33 - 30 PAR

(14 - 9) (19 - 21)

Referee: PINTO R. (BRA) / AIRES MENEZES N. (BRA)

PAR - Paraguay

Players		Shots								Offence		Defence		Penalties			TP	
No.	Name	G/S	%	6m	Wing	9m	7m	FB	BT	AS	TF	ST	BS	YC	2Min	RC		EX
1	VILLALBA Alicia																	9:57
2	ALUAN Fabiana	11/20	55	7/12		1/5	2/2		1/1	1	5				2			58:45
3	ALCARAZ Nadia																	3:29
4	ALUAN Marian																	2:53
5	PERROTTA Liliana	6/10	60	1/2	4/6			0/1	1/1	1	4							57:07
6	BRUSQUETTI Gabriela																	
7	BETTINI Giovanna	5/7	71	0/1	3/4			2/2		2	1			1	1			60:00
10	CRISTALDO Ana										1							9:49
11	ROMERO Nilsa									2	3	2						43:11
12	MELGAREJO Carmen																	50:03
13	FARINA Lorena	0/1	0	0/1							3			1	2			24:16
18	CHOVO Aline	3/3	100	1/1	2/2					1	2				1			49:56
19	GENES Luz Maria	2/4	50	2/3		0/1				2								8:15
20	ACOSTA Claudia	3/7	43	2/4		0/2			1/1	3	2			1	2			35:44
Bench/Team														1				
Totals		30/52	58	13/24	9/12	1/8	2/2	2/3	3/3	12	21	2		4	8			

Goalkeepers		Total Shots		6m Shots		Wing Shots		9m Shots		7m Shots		Fast Breaks		Breakthroughs	
No.	Name	S/S	%	S/S	%	S/S	%	S/S	%	S/S	%	S/S	%	S/S	%
1	VILLALBA Alicia	0/6	0	0/1	0	0/1	0			0/2	0	0/2	0		
12	MELGAREJO Carmen	4/31	13	2/7	29	1/6	17	1/5	20	0/4	0			0/9	0
Totals		4/37	11	2/8	25	1/7	14	1/5	20	0/6	0	0/2	0	0/9	0

Team Shots	Goals	Saves	Missed	Post	Blocked	Total	%
6m Shots	13	9		2		24	54
Wing Shots	9	1	2			12	75
9m Shots	1	3	3		1	8	13
7m Shots	2				n/a	2	100
Fast Breaks	2			1		3	67
Breakthroughs	3					3	100
Totals	30	13	5	3	1	52	58

Number of Attacks: 66, Scoring Efficiency: 45%

Match Team Statistics

Estadística del equipo por partido / Estatística da Equipe na partida

CORRECTED

DOM 33 - 30 PAR

(14 - 9) (19 - 21)

Referee: PINTO R. (BRA) / AIRES MENEZES N. (BRA)

PAR - Paraguay

Shots Distribution

Players

Goals / Shots

2 ALUAN F.	3 ALCARAZ N.	4 ALUAN M.	5 PERROTTA L.	6 BRUSQUETTI G.	7 BETTINI G.	10 CRISTALDO A.
1/2 3/3					1/1 1/1 1/1	
0/1 1/2			0/1 0/1			
4/4 1/1 1/1			3/3		1/1 1/1	

2-Missed 1-Post 1-Blocked

1-Missed 1-Post

1-Missed 1-Post

11 ROMERO N.	13 FARINA L.	18 CHOVO A.	19 GENES L.	20 ACOSTA C.
		1/1	1/1 0/1	0/1
		1/1	0/1	1/2 0/1 1/1
	0/1	1/1	1/1	1/1

1-Missed

Team

Offence

Defence

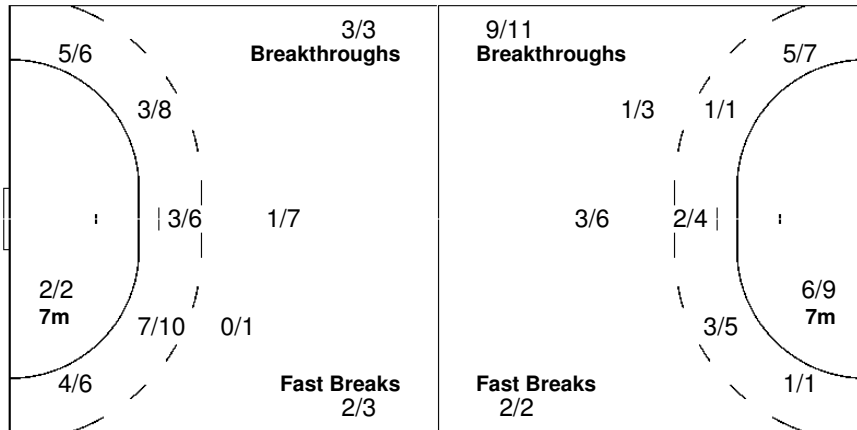
Goalkeepers

Goals / Shots

Saves / Shots

2/2	2/4	8/9
2/4	0/3	2/4
5/5	4/5	5/5

5-Missed 3-Post 1-Blocked



0/9	2/3	1/4
0/4	1/2	0/5
0/4		0/6

1 VILLALBA A.

0/2	0/1	
0/1	0/1	
		0/1

12 MELGAREJO C.

0/7	2/2	1/4
0/3	1/1	0/5
0/4		0/5

LEGEND							
G/S	Goals / Shots	%	Efficiency	6m	6-metre Shots	7m	7-metre Shots
S/S	Saves / Shots	Wing	Wing Shots	FB	Fast Breaks	BT	Breakthroughs
AS	Assists	TF	Technical Faults	ST	Steals	BS	Blocked Shots
YC	Yellow Cards	RC	Red Cards	n/a	not applicable	2Min	2 Minute Suspensions
+	2 Minute + 2 Minute Suspensions						

Results

Resultados / Resultados

CORRECTED

ARG 39 - 14 PUR

(17 - 7) (22 - 7)

Referee: PINTO ADASME R. (CHI) / ORTIZ PINTO R. (CHI)

RUNNING SCORE

ARG - PUR

ARG - Argentina

No.	Name	Shots								Penalties				
		G/S	%	6m	Wing	9m	7m	FB	BT	YC	2Min	RC	EX	
1	SCHLESINGER Silvina													
2	ALEJANDRE Maria del Carmen	3/3	100		1/1		2/2							
3	BASILE Cinthya	4/5	80		2/3	1/1		1/1						
4	COSTANTINO Georgina	2/2	100	2/2						1	1			
5	FERREA Bibiana	4/8	50	0/1	0/1			4/5	0/1		1			
6	MENA Antonela	1/3	33	1/2	0/1						1			
7	DECILIO Magdalena													
9	ACOSTA Maria Emilia	10/13	77			1/2	1/2	3/3	5/6					
10	MEYER Sonia	4/5	80	1/1	1/1	1/1		1/2						
11	TOTOLO Silvana	3/5	60		0/1			2/2	1/2					
12	KOGAN Valentina													
13	FERNANDEZ Lucia	4/9	44	1/1		1/4		0/1	2/3	1	1			
14	TAGLIAVINI Solange	2/6	33	0/1		2/4			0/1					
15	SANGUINETTI Mariana	2/3	67	0/1					2/2	1				
	Bench/Team													
	Totals	39/62	63	5/9	4/8	6/12	3/4	11/14	10/15	3	4			

No.	Name	Saves							
		S/S	%	6m	Wing	9m	7m	FB	BT
1	SCHLESINGER Silvina	1/3	33	0/1	1/1	0/1			
12	KOGAN Valentina	7/19	37	2/6	5/9		0/2	0/2	
	Totals	8/22	36	2/7	6/10	0/1	0/2	0/2	

PUR - Puerto Rico

No.	Name	Shots								Penalties				
		G/S	%	6m	Wing	9m	7m	FB	BT	YC	2Min	RC	EX	
1	SERRANO Maria													
2	ENCARNACION QUINONES Brenda	1/3	33		1/2	0/1								
3	ROSADO POMALES Maria													
4	ESCOBAR RODRIGUEZ Kitsa	2/4	50		2/4						2			
5	CEBALLOS PIZARRO Nathalys	2/6	33	2/3	0/1	0/1		0/1		1	1			
8	DIAZ CARTAGENA Maria	1/4	25	1/2	0/2					1				
10	LOPEZ CORDERO Natalia	2/4	50	1/1	0/1	1/2					1			
11	CALDERO TORRES Christalia	0/4	0	0/1	0/1	0/2								
12	CARRASQUILLO RIVERA Roxanaly													
13	GONZALEZ NATAL Jackeline	1/4	25	0/1	0/1	0/1		1/1		1				
14	FIGUEROA PEREZ Sharmaine													
15	CORREA KIANEZ Lauritza	2/2	100				2/2							
16	MARTINEZ FELICIER Marangelly													
18	GARCIA LOPEZ Ciris	3/5	60	1/2	1/2			1/1			1			
	Bench/Team									1				
	Totals	14/36	39	5/10	4/14	1/7	2/2	2/3		4	5			

No.	Name	Saves							
		S/S	%	6m	Wing	9m	7m	FB	BT
1	SERRANO Maria	10/41	24	3/8	1/4	3/7	0/2	1/10	2/10
12	CARRASQUILLO RIVERA Roxanaly	4/12	33		1/2	1/3	0/1	1/3	1/3
16	MARTINEZ FELICIER Marangelly								
	Totals	14/53	26	3/8	2/6	4/10	0/3	2/13	3/13

1st Half	
FERNANDEZ L.	1 (5) 0
ACOSTA M.	2 (8) 0
	2 (9) 1
	2 (10) 2
TAGLIAVINI S.	3 (10) 2
	3 (12) 3
	3 (13) 4
	3 (13) 4
FERNANDEZ L.	4 (13) 4
COSTANTINO G.	5 (16) 4
FERREA B.	6 (16) 4
BASILE C.	7 (19) 4
	7 (20) 5
ACOSTA M.	8 (20) 5
TOTOLO S.	9 (20) 5
BASILE C.	10 (21) 5
ACOSTA M.	11 (23) 5
	11 (24) 6
	11 (24) 6
BASILE C.	12 (25) 6
FERNANDEZ L.	13 (27) 6
BASILE C.	14 (28) 6
COSTANTINO G.	15 (29) 6
ACOSTA M.	16 (29) 6
FERNANDEZ L.	17 (30) 6
	17 (30) 7
	17 (30) 7

2nd Half	
	17 (2) 8
	17 (2) 8
ACOSTA M.	18 (3) 8
SANGUINETTI M.	19 (6) 8
ACOSTA M.	20 (7) 8
FERREA B.	21 (8) 8
TOTOLO S.	22 (9) 8
	22 (10) 9
MEYER S.	23 (11) 9
SANGUINETTI M.	24 (12) 9
FERREA B.	25 (12) 9
ACOSTA M.	26 (14) 9
	26 (14) 10
	26 (14) 10
MEYER S.	27 (16) 10
FERREA B.	28 (17) 10
ACOSTA M.	29 (17) 10
	29 (18) 11
	29 (18) 11
CEBALLOS PIZARRO N.	29 (19) 12
GARCIA LOPEZ C.	29 (19) 12
ALEJANDRE M.	30 (20) 12
MENA A.	31 (20) 12
MEYER S.	32 (21) 12
	32 (22) 13
LOPEZ CORDERO N.	32 (22) 13
ALEJANDRE M.	33 (23) 13
MEYER S.	34 (24) 13
TAGLIAVINI S.	35 (25) 13
ACOSTA M.	36 (25) 13
ACOSTA M.	37 (27) 13
TOTOLO S.	38 (28) 13
	38 (29) 14
LOPEZ CORDERO N.	38 (29) 14
ALEJANDRE M.	39 (30) 14

LEGEND

G/S	Goals / Shots	6m	6-metre Shots	Wing	Wing Shots	EX	Exclusions	BT	Breakthroughs
S/S	Saves / Shots	7m	7-metre Shots	YC	Yellow Cards	2Min	2 Minute Suspensions	FB	Fast Breaks
%	Efficiency	9m	9-metre Shots	RC	Red Cards	+	2 Minute + 2 Minute Suspensions		

Match Team Statistics

Estadística del equipo por partido / Estatística da Equipe na partida

CORRECTED

ARG 39 - 14 PUR

(17 - 7) (22 - 7)

Referee: PINTO ADASME R. (CHI) / ORTIZ PINTO R. (CHI)

ARG - Argentina

Players		Shots								Offence		Defence		Penalties			TP	
No.	Name	G/S	%	6m	Wing	9m	7m	FB	BT	AS	TF	ST	BS	YC	2Min	RC		EX
1	SCHLESINGER Silvina									1								11:24
2	ALEJANDRE Maria del Carmen	3/3	100		1/1		2/2											12:39
3	BASILE Cinthya	4/5	80		2/3	1/1		1/1			2							30:00
4	COSTANTINO Georgina	2/2	100	2/2						1	1	2		1	1			37:45
5	FERREA Bibiana	4/8	50	0/1	0/1			4/5	0/1	1	2	1			1			47:21
6	MENA Antonela	1/3	33	1/2	0/1					2	1		1		1			28:07
7	DECILIO Magdalena																	1:33
9	ACOSTA Maria Emilia	10/13	77			1/2	1/2	3/3	5/6	2	3							42:55
10	MEYER Sonia	4/5	80	1/1	1/1	1/1		1/2		1	1	1						30:00
11	TOTOLO Silvana	3/5	60		0/1			2/2	1/2	9	1	4						37:19
12	KOGAN Valentina									3	2							48:36
13	FERNANDEZ Lucia	4/9	44	1/1		1/4		0/1	2/3	1	4			1	1			39:00
14	TAGLIAVINI Solange	2/6	33	0/1		2/4			0/1	2	4							23:40
15	SANGUINETTI Mariana	2/3	67	0/1					2/2		2	3		1				29:41
Bench/Team																		
Totals		39/62	63	5/9	4/8	6/12	3/4	11/14	10/15	23	23	11	1	3	4			

Goalkeepers		Total Shots		6m Shots		Wing Shots		9m Shots		7m Shots		Fast Breaks		Breakthroughs	
No.	Name	S/S	%	S/S	%	S/S	%	S/S	%	S/S	%	S/S	%	S/S	%
1	SCHLESINGER Silvina	1/3	33	0/1	0	1/1	100	0/1	0						
12	KOGAN Valentina	7/19	37	2/6	33	5/9	56			0/2	0	0/2	0		
Totals		8/22	36	2/7	29	6/10	60	0/1	0	0/2	0	0/2	0		

Team Shots	Goals	Saves	Missed	Post	Blocked	Total	%
6m Shots	5	3		1		9	56
Wing Shots	4	2	1	1		8	50
9m Shots	6	4	1	1		12	50
7m Shots	3			1	n/a	4	75
Fast Breaks	11	2		1		14	79
Breakthroughs	10	3	1	1		15	67
Totals	39	14	3	6		62	63

Number of Attacks: 76, Scoring Efficiency: 51%

Match Team Statistics

Estadística del equipo por partido / Estatística da Equipe na partida

CORRECTED

ARG 39 - 14 PUR

(17 - 7) (22 - 7)

Referee: PINTO ADASME R. (CHI) / ORTIZ PINTO R. (CHI)

ARG - Argentina

Shots Distribution

Players

Goals / Shots

2 ALEJANDRE M.	3 BASILE C.	4 COSTANTINO G.	5 FERREA B.	6 MENA A.	7 DECILIO M.	9 ACOSTA M.
3/3		1/1	1/1	1/1		3/3
			0/1	0/1		1/2
	1/1	1/1	2/2			1/1
	1-Post		2-Missed 1-Post		1-Post	2-Post
10 MEYER S.	11 TOTOLO S.	13 FERNANDEZ L.	14 TAGLIAVINI S.	15 SANGUINETTI M.		
	1/1		0/2	1/1		
	0/1	0/2		0/1		
1/2	1/1	1/1	1/1			1/1
		2/3	1-Missed			

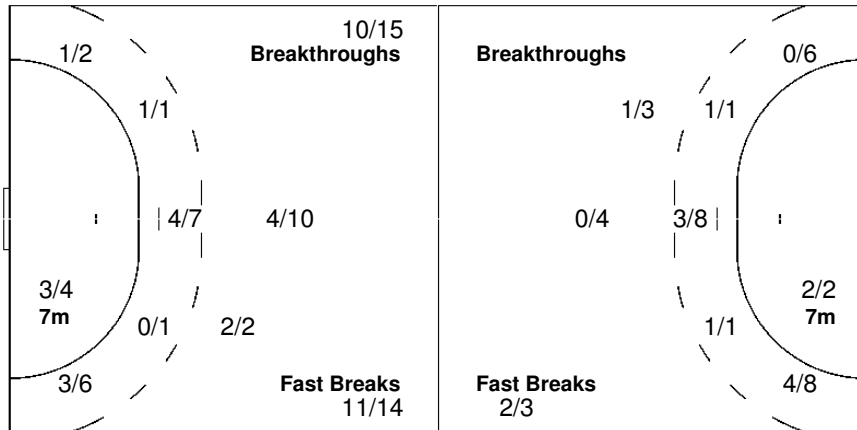
Team

Goals / Shots

7/7	6/9	3/3
1/4	0/3	1/1
10/11	7/8	4/4

3-Missed 6-Post

Offence



Defence

Goalkeepers

Saves / Shots

		0/3
3/4	2/3	2/3
0/5	0/2	0/1

1 SCHLESINGER S.

		0/1
1/2		

12 KOGAN V.

		0/2
2/2	2/3	2/3
0/5	0/2	0/1

Match Team Statistics

Estadística del equipo por partido / Estatística da Equipe na partida

CORRECTED

ARG 39 - 14 PUR

(17 - 7) (22 - 7)

Referee: PINTO ADASME R. (CHI) / ORTIZ PINTO R. (CHI)

PUR - Puerto Rico

Players		Shots								Offence		Defence		Penalties			TP	
No.	Name	G/S	%	6m	Wing	9m	7m	FB	BT	AS	TF	ST	BS	YC	2Min	RC		EX
1	SERRANO Maria										3							49:50
2	ENCARNACION QUINONES Brenda	1/3	33		1/2	0/1					2	1						22:20
3	ROSADO POMALES Maria										1							19:14
4	ESCOBAR RODRIGUEZ Kitsa	2/4	50		2/4						1				2			40:46
5	CEBALLOS PIZARRO Nathalys	2/6	33	2/3	0/1	0/1		0/1		1	10	3		1	1			49:02
8	DIAZ CARTAGENA Maria	1/4	25	1/2	0/2					1	4	1		1				44:00
10	LOPEZ CORDERO Natalia	2/4	50	1/1	0/1	1/2					1				1			32:40
11	CALDERO TORRES Christalia	0/4	0	0/1	0/1	0/2				1	5							38:40
12	CARRASQUILLO RIVERA Roxanaly																	10:10
13	GONZALEZ NATAL Jackeline	1/4	25	0/1	0/1	0/1		1/1			12			1				52:49
14	FIGUEROA PEREZ Sharmaine											1						9:02
15	CORREA KIANEZ Lauritza	2/2	100				2/2											1:41
16	MARTINEZ FELICIER Marangelly																	
18	GARCIA LOPEZ Ciris	3/5	60	1/2	1/2			1/1			4	2				1		49:46
Bench/Team														1				
Totals		14/36	39	5/10	4/14	1/7	2/2	2/3		3	43	8		4	5			

Goalkeepers		Total Shots		6m Shots		Wing Shots		9m Shots		7m Shots		Fast Breaks		Breakthroughs	
No.	Name	S/S	%	S/S	%	S/S	%	S/S	%	S/S	%	S/S	%	S/S	%
1	SERRANO Maria	10/41	24	3/8	38	1/4	25	3/7	43	0/2	0	1/10	10	2/10	20
12	CARRASQUILLO RIVERA Roxanaly	4/12	33			1/2	50	1/3	33	0/1	0	1/3	33	1/3	33
16	MARTINEZ FELICIER Marangelly														
Totals		14/53	26	3/8	38	2/6	33	4/10	40	0/3	0	2/13	15	3/13	23

Team Shots	Goals	Saves	Missed	Post	Blocked	Total	%
6m Shots	5	2	2		1	10	50
Wing Shots	4	6	3	1		14	29
9m Shots	1		4	2		7	14
7m Shots	2				n/a	2	100
Fast Breaks	2		1			3	67
Breakthroughs							
Totals	14	8	10	3	1	36	39

Number of Attacks: 76, Scoring Efficiency: 18%



Riocentro - Pavilion 3B
 Riocentro Pabellón 3B
 Riocentro Pavilhão 3B

13 JUL 2007
 14:00

Handball
 Balonmano / Handebol

Women
 Señoras / Senhora

Preliminaries - Group A
 Preliminares - Grupo A / Preliminares - Grupo A

Match No: 04

Match Team Statistics

Estadística del equipo por partido / Estatística da Equipe na partida

CORRECTED

ARG 39 - 14 PUR

(17 - 7) (22 - 7)

Referee: PINTO ADASME R. (CHI) / ORTIZ PINTO R. (CHI)

PUR - Puerto Rico

Shots Distribution

Players

Goals / Shots

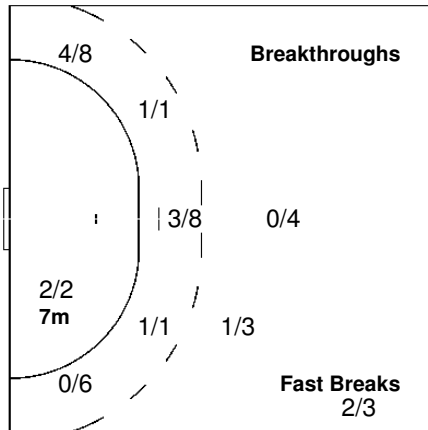
2 ENCARNACION QUINONES B.	3 ROSADO POMALES M.	4 ESCOBAR RODRIGUEZ K.	5 CEBALLOS PIZARRO N.	8 DIAZ CARTAGENA M.	10 LOPEZ CORDERO N.	11 CALDERO TORRES C.
0/1		0/1	0/1	1/2 0/1	1/1 0/1	0/1
1/1		1/1	2/2			
1-Missed		1-Post	3-Missed	1-Missed	1-Post	2-Missed 1-Post
13 GONZALEZ NATAL J.	14 FIGUEROA PEREZ S.	15 CORREA KIANEZ L.	18 GARCIA LOPEZ C.			
			1/1			
			1/1			
1/1		1/1 1/1	1/1			
2-Missed			1-Missed	1-Blocked		

Team

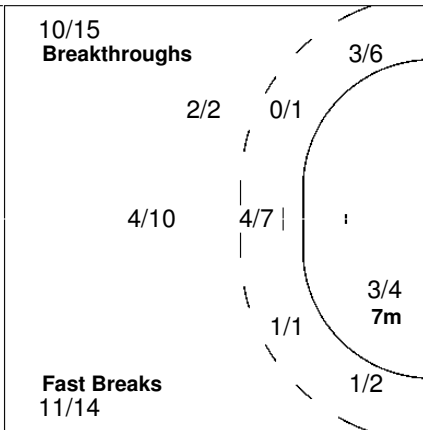
Goals / Shots

		3/3
1/4	1/3	1/3
5/5	2/2	1/1
10-Missed	3-Post	1-Blocked

Offence



Defence



Goalkeepers

Saves / Shots

0/7	3/9	0/3
3/4	3/3	0/1
1/11	1/8	0/4

1 SERRANO M.

0/3	2/8	0/3
2/3	3/3	0/1
0/9	1/7	0/2

12 CARRASQUILLO RIVERA R.

0/4	1/1	
1/1		
1/2	0/1	0/2

16 MARTINEZ FELICIER M.



Riocentro - Pavilion 3B
 Riocentro Pabellón 3B
 Riocentro Pavilhão 3B

13 JUL 2007
 14:00

Handball
 Balonmano / Handebol

Women
 Señoras / Senhora

Preliminaries - Group A
 Preliminares - Grupo A / Preliminares - Grupo A

Match No: 04

Match Team Statistics

Estadística del equipo por partido / Estatística da Equipe na partida

CORRECTED

LEGEND									
G/S	Goals / Shots	%	Efficiency	6m	6-metre Shots	7m	7-metre Shots	9m	9-metre Shots
S/S	Saves / Shots	Wing	Wing Shots	FB	Fast Breaks	BT	Breakthroughs	EX	Exclusions
AS	Assists	TF	Technical Faults	ST	Steals	BS	Blocked Shots	TP	Time Played
YC	Yellow Cards	RC	Red Cards	n/a	not applicable	2Min	2 Minute Suspensions		
+	2 Minute + 2 Minute Suspensions								

Results

Resultados / Resultados

ARG 29 - 23 PAR

(11 - 10) (18 - 13)

Referee: BORD G. (FRA) / BUY O. (FRA)

RUNNING SCORE

ARG - PAR

ARG - Argentina

No.	Name	Shots								Penalties				
		G/S	%	6m	Wing	9m	7m	FB	BT	YC	2Min	RC	EX	
1	SCHLESINGER Silvina													
2	ALEJANDRE Maria del Carmen													
3	BASILE Cinthya	1/4	25		1/3	0/1								
4	COSTANTINO Georgina	0/1	0		0/1									
5	FERREA Bibiana	3/3	100		2/2			1/1		1				
6	MENA Antonela	1/1	100	1/1							1			
7	DECILIO Magdalena	4/8	50			3/7			1/1	1				
8	HARO Lucia	3/5	60			2/3			1/2		2			
9	ACOSTA Maria Emilia	6/10	60			1/3	3/4		2/3					
10	MEYER Sonia	3/3	100		1/1			1/1	1/1					
11	TOTOLO Silvana	4/5	80		0/1			4/4			1			
12	KOGAN Valentina													
13	FERNANDEZ Lucia	1/3	33			0/1			1/2	1				
14	TAGLIAVINI Solange	3/5	60	1/1		1/3			1/1					
	Bench/Team													
	Totals	29/48	60	2/2	4/8	7/18	3/4	6/6	7/10	3	4			

No.	Name	Saves							
		S/S	%	6m	Wing	9m	7m	FB	BT
1	SCHLESINGER Silvina	3/8	38		1/2	1/4		0/1	1/1
12	KOGAN Valentina	15/33	45	1/6	6/7	7/14		0/3	1/3
	Totals	18/41	44	1/6	7/9	8/18		0/4	2/4

PAR - Paraguay

No.	Name	Shots								Penalties				
		G/S	%	6m	Wing	9m	7m	FB	BT	YC	2Min	RC	EX	
1	VILLALBA Alicia													
2	ALUAN Fabiana	11/25	44	2/4	0/2	5/12	0/1	2/2	2/4		2			
3	ALCARAZ Nadia													
4	ALUAN Marian	0/2	0		0/2									
5	PERROTTA Liliana	3/6	50		1/3			2/2	0/1					
6	BRUSQUETTI Gabriela													
7	BETTINI Giovanna	0/1	0		0/1									
10	CRISTALDO Ana	1/2	50	1/1		0/1				1				
11	ROMERO Nilsa													
12	MELGAREJO Carmen													
13	FARINA Lorena	1/2	50		1/2									
18	CHOVO Aline	2/4	50	2/2		0/2								
19	GENES Luz Maria	3/5	60			3/5				1				
20	ACOSTA Claudia	2/3	67			2/3					1			
	Bench/Team									1				
	Totals	23/50	46	5/7	2/10	10/23	0/1	4/4	2/5	3	3			

No.	Name	Saves							
		S/S	%	6m	Wing	9m	7m	FB	BT
1	VILLALBA Alicia	5/23	22	0/1	1/4	3/7	0/2	0/4	1/5
12	MELGAREJO Carmen	6/17	35	0/1	1/2	3/6	0/1	0/2	2/5
	Totals	11/40	28	0/2	2/6	6/13	0/3	0/6	3/10

1st Half	
	0 (1) 1 ALUAN F.
TAGLIAVINI S.	1 (2) 1
	1 (4) 2 CHOVO A.
TAGLIAVINI S.	2 (4) 2
	2 (4) 3 CRISTALDO A.
FERNANDEZ L.	3 (7) 3
TAGLIAVINI S.	4 (8) 3
TOTOLO S.	5 (10) 3
BASILE C.	6 (11) 3
	6 (16) 4 ALUAN F.
	6 (16) 5 PERROTTA L.
	6 (21) 6 GENES L.
ACOSTA M.	7 (22) 6
	7 (22) 7 ALUAN F.
	7 (23) 8 ALUAN F.
ACOSTA M.	8 (24) 8
ACOSTA M.	9 (26) 8
	9 (27) 9 GENES L.
FERREA B.	10 (27) 9
FERREA B.	11 (28) 9
	11 (30) 10 ALUAN F.

2nd Half	
MEYER S.	12 (2) 10
TOTOLO S.	13 (3) 10
HARO L.	14 (4) 10
TOTOLO S.	15 (5) 10
DECILIO M.	16 (7) 10
	16 (7) 11 ACOSTA C.
HARO L.	17 (8) 11
	17 (8) 12 CHOVO A.
DECILIO M.	18 (9) 12
	18 (9) 13 ACOSTA C.
	18 (9) 14 ALUAN F.
MEYER S.	19 (10) 14
ACOSTA M.	20 (12) 14
FERREA B.	21 (12) 14
	21 (13) 15 ALUAN F.
DECILIO M.	22 (14) 15
	22 (14) 16 ALUAN F.
	22 (15) 17 FARINA L.
DECILIO M.	23 (15) 17
TOTOLO S.	24 (16) 17
	24 (18) 18 ALUAN F.
MEYER S.	25 (18) 18
HARO L.	26 (20) 18
	26 (21) 19 ALUAN F.
	26 (22) 20 PERROTTA L.
	26 (23) 21 ALUAN F.
ACOSTA M.	27 (24) 21
	27 (28) 22 PERROTTA L.
MENA A.	28 (29) 22
	28 (29) 23 GENES L.
ACOSTA M.	29 (30) 23

LEGEND

G/S	Goals / Shots	6m	6-metre Shots	Wing	Wing Shots	EX	Exclusions	BT	Breakthroughs
S/S	Saves / Shots	7m	7-metre Shots	YC	Yellow Cards	2Min	2 Minute Suspensions	FB	Fast Breaks
%	Efficiency	9m	9-metre Shots	RC	Red Cards	+	2 Minute + 2 Minute Suspensions		

Match Team Statistics

Estadística del equipo por partido / Estatística da Equipe na partida

ARG 29 - 23 PAR

(11 - 10) (18 - 13)

Referee: BORD G. (FRA) / BUY O. (FRA)

ARG - Argentina

Players		Shots								Offence		Defence		Penalties			TP	
No.	Name	G/S	%	6m	Wing	9m	7m	FB	BT	AS	TF	ST	BS	YC	2Min	RC		EX
1	SCHLESINGER Silvina																	12:31
2	ALEJANDRE Maria del Carmen																	0:51
3	BASILE Cinthya	1/4	25		1/3	0/1				1		1						30:00
4	COSTANTINO Georgina	0/1	0		0/1								1					43:37
5	FERREA Bibiana	3/3	100		2/2			1/1		2	1	2		1				51:59
6	MENA Antonela	1/1	100	1/1						1					1			14:33
7	DECILIO Magdalena	4/8	50			3/7			1/1	2	1		4	1				40:06
8	HARO Lucia	3/5	60			2/3			1/2	2	3					2		37:12
9	ACOSTA Maria Emilia	6/10	60			1/3	3/4		2/3	5	1							44:57
10	MEYER Sonia	3/3	100		1/1			1/1	1/1	1	2	2						28:45
11	TOTOLO Silvana	4/5	80		0/1			4/4		1	1	5			1			26:13
12	KOGAN Valentina										2	1						47:29
13	FERNANDEZ Lucia	1/3	33			0/1			1/2	1	1			1				21:25
14	TAGLIAVINI Solange	3/5	60	1/1		1/3			1/1	2	1							20:22
Bench/Team																		
Totals		29/48	60	2/2	4/8	7/18	3/4	6/6	7/10	18	13	11	5	3	4			

Goalkeepers		Total Shots		6m Shots		Wing Shots		9m Shots		7m Shots		Fast Breaks		Breakthroughs	
No.	Name	S/S	%	S/S	%	S/S	%	S/S	%	S/S	%	S/S	%	S/S	%
1	SCHLESINGER Silvina	3/8	38			1/2	50	1/4	25			0/1	0	1/1	100
12	KOGAN Valentina	15/33	45	1/6	17	6/7	86	7/14	50			0/3	0	1/3	33
Totals		18/41	44	1/6	17	7/9	78	8/18	44			0/4	0	2/4	50

Team Shots	Goals	Saves	Missed	Post	Blocked	Total	%
6m Shots	2					2	100
Wing Shots	4	2		2		8	50
9m Shots	7	6	2	1	2	18	39
7m Shots	3			1	n/a	4	75
Fast Breaks	6					6	100
Breakthroughs	7	3				10	70
Totals	29	11	2	4	2	48	60

Number of Attacks: 57, Scoring Efficiency: 51%

Match Team Statistics

Estadística del equipo por partido / Estatística da Equipe na partida

ARG 29 - 23 PAR

(11 - 10) (18 - 13)

Referee: BORD G. (FRA) / BUY O. (FRA)

ARG - Argentina

Shots Distribution

Players
Goals / Shots

2 ALEJANDRE M.	3 BASILE C.	4 COSTANTINO G.	5 FERREA B.	6 MENA A.	7 DECILIO M.	8 HARO L.
	0/1		2/2		1/2	2/3
					2/2	
			1/1	1/1	0/1	
					1/1	1/1
	1-Post				1-Missed 1-Post	1-Blocked

9 ACOSTA M.	10 MEYER S.	11 TOTOLO S.	13 FERNANDEZ L.	14 TAGLIAVINI S.
1/1	1/1	1/1		2/4
1/2	1/1	1/1		
0/1			0/1	
2/2	1/1	2/2	1/1	
1-Post	1-Blocked	1-Post	1-Missed	

Team	Offence	Defence	Goalkeepers																																	
Goals / Shots			Saves / Shots																																	
<table border="1"> <tr><td>6/10</td><td>5/5</td><td>4/5</td></tr> <tr><td>0/2</td><td>1/1</td><td>0/2</td></tr> <tr><td>9/9</td><td>1/1</td><td>3/4</td></tr> </table> <p>2-Missed 4-Post 2-Blocked</p>	6/10	5/5	4/5	0/2	1/1	0/2	9/9	1/1	3/4			<table border="1"> <tr><td>2/5</td><td>3/3</td><td>2/4</td></tr> <tr><td>1/4</td><td>2/2</td><td>3/5</td></tr> <tr><td>1/10</td><td>1/2</td><td>2/5</td></tr> </table> <table border="1"> <tr><td>1 SCHLESINGER S.</td></tr> <tr><td>1/1</td></tr> <tr><td>1/2</td></tr> <tr><td>0/3</td><td>0/1</td></tr> </table> <table border="1"> <tr><td>12 KOGAN V.</td></tr> <tr><td>2/5</td><td>2/2</td><td>2/4</td></tr> <tr><td>1/4</td><td>2/2</td><td>2/3</td></tr> <tr><td>1/7</td><td>1/2</td><td>2/4</td></tr> </table>	2/5	3/3	2/4	1/4	2/2	3/5	1/10	1/2	2/5	1 SCHLESINGER S.	1/1	1/2	0/3	0/1	12 KOGAN V.	2/5	2/2	2/4	1/4	2/2	2/3	1/7	1/2	2/4
6/10	5/5	4/5																																		
0/2	1/1	0/2																																		
9/9	1/1	3/4																																		
2/5	3/3	2/4																																		
1/4	2/2	3/5																																		
1/10	1/2	2/5																																		
1 SCHLESINGER S.																																				
1/1																																				
1/2																																				
0/3	0/1																																			
12 KOGAN V.																																				
2/5	2/2	2/4																																		
1/4	2/2	2/3																																		
1/7	1/2	2/4																																		

Match Team Statistics

Estadística del equipo por partido / Estatística da Equipe na partida

ARG 29 - 23 PAR

(11 - 10) (18 - 13)

Referee: BORD G. (FRA) / BUY O. (FRA)

PAR - Paraguay

Players		Shots								Offence		Defence		Penalties			TP	
No.	Name	G/S	%	6m	Wing	9m	7m	FB	BT	AS	TF	ST	BS	YC	2Min	RC		EX
1	VILLALBA Alicia										1							38:31
2	ALUAN Fabiana	11/25	44	2/4	0/2	5/12	0/1	2/2	2/4	5	4	1			2			59:31
3	ALCARAZ Nadia																	
4	ALUAN Marian	0/2	0		0/2					1								25:14
5	PERROTTA Liliana	3/6	50		1/3			2/2	0/1			1						37:24
6	BRUSQUETTI Gabriela																	2:20
7	BETTINI Giovanna	0/1	0		0/1					1	1							46:28
10	CRISTALDO Ana	1/2	50	1/1		0/1				2	7	1	1	1				50:59
11	ROMERO Nilsa																	
12	MELGAREJO Carmen											1						21:29
13	FARINA Lorena	1/2	50		1/2						1							10:26
18	CHOVO Aline	2/4	50	2/2		0/2				2	1	2	1					60:00
19	GENES Luz Maria	3/5	60			3/5				1	1		1	1				32:19
20	ACOSTA Claudia	2/3	67			2/3				2	1					1		35:19
Bench/Team														1				
Totals		23/50	46	5/7	2/10	10/23	0/1	4/4	2/5	14	17	6	3	3	3			

Goalkeepers		Total Shots		6m Shots		Wing Shots		9m Shots		7m Shots		Fast Breaks		Breakthroughs	
No.	Name	S/S	%	S/S	%	S/S	%	S/S	%	S/S	%	S/S	%	S/S	%
1	VILLALBA Alicia	5/23	22	0/1	0	1/4	25	3/7	43	0/2	0	0/4	0	1/5	20
12	MELGAREJO Carmen	6/17	35	0/1	0	1/2	50	3/6	50	0/1	0	0/2	0	2/5	40
Totals		11/40	28	0/2	0	2/6	33	6/13	46	0/3	0	0/6	0	3/10	30

Team Shots	Goals	Saves	Missed	Post	Blocked	Total	%
6m Shots	5	1			1	7	71
Wing Shots	2	7	1			10	20
9m Shots	10	8		1	4	23	43
7m Shots			1		n/a	1	0
Fast Breaks	4					4	100
Breakthroughs	2	2	1			5	40
Totals	23	18	3	1	5	50	46

Number of Attacks: 56, Scoring Efficiency: 41%

Match Team Statistics

Estadística del equipo por partido / Estatística da Equipe na partida

ARG 29 - 23 PAR

(11 - 10) (18 - 13)

Referee: BORD G. (FRA) / BUY O. (FRA)

PAR - Paraguay

Shots Distribution

Players

Goals / Shots

2 ALUAN F.	3 ALCARAZ N.	4 ALUAN M.	5 PERROTTA L.	6 BRUSQUETTI G.	7 BETTINI G.	10 CRISTALDO A.			
2/2	0/1	0/2							
2/3	0/1		0/1		0/1			0/1	1/1
6/7	0/1	1/3							

2-Missed 3-Blocked

1-Missed

11 ROMERO N.	13 FARINA L.	18 CHOVO A.	19 GENES L.	20 ACOSTA C.		
				1/2		
		1/1				1/1
		1/1		2/2		1/1

1-Blocked 1-Post 1-Blocked

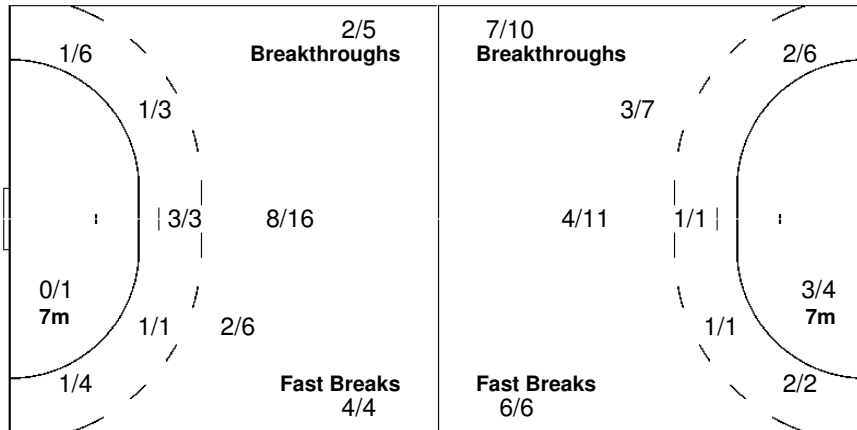
Team

Goals / Shots

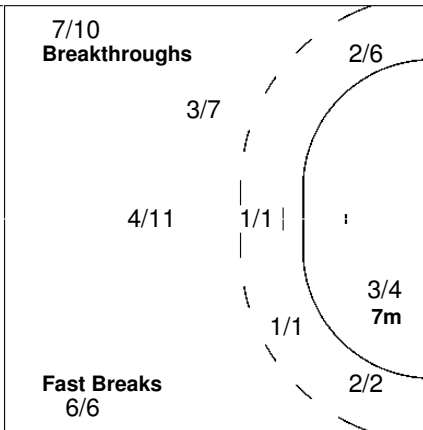
3/5	0/3	2/4
3/4	0/2	2/5
9/10	1/2	3/5

3-Missed 1-Post 5-Blocked

Offence



Defence



Goalkeepers

Saves / Shots

4/10	0/5	1/5
2/2	0/1	2/2
0/9	0/1	1/4

1 VILLALBA A.

1/6	0/4	1/2
1/1		1/1
0/5		1/4

12 MELGAREJO C.

3/4	0/1	0/3
1/1	0/1	1/1
0/4	0/1	

LEGEND			
G/S	Goals / Shots	%	Efficiency
S/S	Saves / Shots	Wing	Wing Shots
AS	Assists	TF	Technical Faults
YC	Yellow Cards	RC	Red Cards
+	2 Minute + 2 Minute Suspensions	6m	6-metre Shots
		7m	7-metre Shots
		9m	9-metre Shots
		FB	Fast Breaks
		BT	Breakthroughs
		ST	Steals
		BS	Blocked Shots
		2Min	2 Minute Suspensions
		n/a	not applicable
		EX	Exclusions
		TP	Time Played

Results

Resultados / Resultados

DOM 35 - 21 PUR

(19 - 12) (16 - 9)

Referee: DE MELLO E. (BRA) / FAVRETO M. (BRA)

RUNNING SCORE

DOM - PUR

DOM - Dominican Republic

No.	Name	G/S	%	Shots					Penalties					
				6m	Wing	9m	7m	FB	BT	YC	2Min	RC	EX	
1	MEJIA ANDUJAR Elizabeth													
2	VASQUEZ HIDALGO Yinneth	10/14	71	6/9	2/2	0/1		2/2						
3	HERNANDEZ Yanira	3/4	75	0/1	2/2				1/1		1			
4	AMPARO Nargelyn													
5	SANTOS Ingrid	4/5	80	1/1		1/2				2/2	1			
6	GRANADOS BRITO Judith	11/14	79	2/2	0/1	0/1	6/6		3/4	1				
7	LINARES Yndiana													
8	PENA RODRIGUEZ Nancy Mileidy	2/3	67		1/2	1/1					1	2		
9	ANDINO Mariela	1/1	100	1/1							1	1		
10	ROSA BRITO Viviana	1/1	100					1/1						
11	SANTANA Mariela	1/1	100		1/1							1		
12	SUAREZ Suleidy													
14	TEJEDA PENA Yacaira	1/2	50	1/2										
17	MAMBRU Maria	1/1	100			1/1								
	Bench/Team													
	Totals	35/46	76	11/16	6/8	3/6	6/6	3/3	6/7	3	6			

No.	Name	S/S	%	Saves					
				6m	Wing	9m	7m	FB	BT
1	MEJIA ANDUJAR Elizabeth								
12	SUAREZ Suleidy	8/29	28	3/8	2/9	1/2	0/4	2/3	0/3
	Totals	8/29	28	3/8	2/9	1/2	0/4	2/3	0/3

PUR - Puerto Rico

No.	Name	G/S	%	Shots					Penalties					
				6m	Wing	9m	7m	FB	BT	YC	2Min	RC	EX	
1	SERRANO Maria													
2	ENCARNACION QUINONES Brenda	2/3	67		2/3									
3	ROSADO POMALES Maria													
4	ESCOBAR RODRIGUEZ Kitsa	1/6	17	0/1	1/3			0/2		1				
5	CEBALLOS PIZARRO Nathalys	3/5	60			0/1		1/2	2/2					
6	HIRALDO CEPEDA Sheifa	3/5	60	3/5						1	1			
8	DIAZ CARTAGENA Maria	2/5	40	0/2	2/3									
10	LOPEZ CORDERO Natalia										1			
11	CALDERO TORRES Christalia													
13	GONZALEZ NATAL Jackeline	2/3	67	0/1	2/2									
14	FIGUEROA PEREZ Sharmaine													
15	CORREA KIANEZ Lauritza	6/10	60	1/4		1/2	4/4							
16	MARTINEZ FELICIER Marangelly													
18	GARCIA LOPEZ Ciris	2/7	29	1/5				0/1	1/1	1	1			
	Bench/Team													
	Totals	21/44	48	5/18	7/11	1/3	4/4	1/5	3/3	3	3			

No.	Name	S/S	%	Saves					
				6m	Wing	9m	7m	FB	BT
1	SERRANO Maria	2/28	7	1/10	0/5	1/2	0/4	0/1	0/6
16	MARTINEZ FELICIER Marangelly	2/11	18	2/4	0/1	0/2	0/2	0/2	
	Totals	4/39	10	3/14	0/6	1/4	0/6	0/3	0/6

1st Half

GRANADOS BRITO J.	1 (1) 0
GRANADOS BRITO J.	2 (3) 0
VASQUEZ HIDALGO Y.	3 (4) 0
	3 (4) 1 HIRALDO CEPEDA S.
	3 (5) 2 CORREA KIANEZ L.
	4 (6) 2
PENA RODRIGUEZ N.	5 (6) 2
VASQUEZ HIDALGO Y.	5 (6) 2
	5 (8) 3 DIAZ CARTAGENA M.
PENA RODRIGUEZ N.	6 (8) 3
GRANADOS BRITO J.	7 (10) 3
VASQUEZ HIDALGO Y.	8 (12) 3
	8 (12) 4 HIRALDO CEPEDA S.
	8 (14) 5 ESCOBAR RODRIGUEZ K.
	9 (15) 5
GRANADOS BRITO J.	9 (15) 6 CEBALLOS PIZARRO N.
	9 (16) 7 CORREA KIANEZ L.
HERNANDEZ Y.	10 (17) 7
	10 (18) 8 CORREA KIANEZ L.
VASQUEZ HIDALGO Y.	11 (21) 8
SANTOS I.	12 (22) 8
VASQUEZ HIDALGO Y.	13 (24) 8
	13 (24) 9 DIAZ CARTAGENA M.
HERNANDEZ Y.	14 (24) 9
	14 (25) 10 CEBALLOS PIZARRO N.
VASQUEZ HIDALGO Y.	15 (26) 10
VASQUEZ HIDALGO Y.	16 (27) 10
GRANADOS BRITO J.	17 (28) 10
	17 (28) 11 ENCARNACION QUINONES B.
GRANADOS BRITO J.	18 (29) 11
	18 (30) 12 CORREA KIANEZ L.
SANTOS I.	19 (30) 12

2nd Half

	19 (1) 13 GONZALEZ NATAL J.
GRANADOS BRITO J.	20 (2) 13
	20 (3) 14 CORREA KIANEZ L.
GRANADOS BRITO J.	21 (4) 14
VASQUEZ HIDALGO Y.	22 (5) 14
HERNANDEZ Y.	23 (6) 14
	23 (9) 15 HIRALDO CEPEDA S.
SANTOS I.	24 (9) 15
GRANADOS BRITO J.	25 (10) 15
VASQUEZ HIDALGO Y.	26 (11) 15
SANTANA M.	27 (13) 15
	27 (14) 16 GONZALEZ NATAL J.
SANTOS I.	28 (15) 16
	28 (17) 17 CEBALLOS PIZARRO N.
	28 (17) 18 ENCARNACION QUINONES B.
ROSA BRITO V.	29 (19) 18
GRANADOS BRITO J.	30 (20) 18
ANDINO M.	31 (22) 18
	31 (22) 19 GARCIA LOPEZ C.
VASQUEZ HIDALGO Y.	32 (24) 19
	32 (25) 20 CORREA KIANEZ L.
	32 (27) 21 GARCIA LOPEZ C.
TEJEDA PENA Y.	33 (27) 21
GRANADOS BRITO J.	34 (29) 21
MAMBRU M.	35 (30) 21

LEGEND

G/S Goals / Shots	6m 6-metre Shots	Wing Wing Shots	EX Exclusions	BT Breakthroughs
S/S Saves / Shots	7m 7-metre Shots	YC Yellow Cards	2Min 2 Minute Suspensions	FB Fast Breaks
% Efficiency	9m 9-metre Shots	RC Red Cards	+ 2 Minute + 2 Minute Suspensions	

Match Team Statistics

Estadística del equipo por partido / Estatística da Equipe na partida

DOM 35 - 21 PUR

(19 - 12) (16 - 9)

Referee: DE MELLO E. (BRA) / FAVRETO M. (BRA)

DOM - Dominican Republic

Players		Shots								Offence		Defence		Penalties			TP	
No.	Name	G/S	%	6m	Wing	9m	7m	FB	BT	AS	TF	ST	BS	YC	2Min	RC		EX
1	MEJIA ANDUJAR Elizabeth																	1:50
2	VASQUEZ HIDALGO Yinnett	10/14	71	6/9	2/2	0/1		2/2		5	1							60:00
3	HERNANDEZ Yanira	3/4	75	0/1	2/2				1/1		3	1			1			38:52
4	AMPARO Nargelyn																	0:32
5	SANTOS Ingrid	4/5	80	1/1		1/2			2/2	6	4				1			41:30
6	GRANADOS BRITO Judith	11/14	79	2/2	0/1	0/1	6/6		3/4	5	5			1				46:23
7	LINARES Yndiana											1						18:16
8	PENA RODRIGUEZ Nancy Mileidy	2/3	67		1/2	1/1				1	1	1		1	2			45:44
9	ANDINO Mariela	1/1	100	1/1						3	1	1		1	1			39:31
10	ROSA BRITO Viviana	1/1	100					1/1			2							27:24
11	SANTANA Mariela	1/1	100		1/1										1			32:55
12	SUAREZ Suleidy																	58:10
14	TEJEDA PENA Yacaira	1/2	50	1/2							1							7:38
17	MAMBRU Maria	1/1	100			1/1												1:15
Bench/Team																		
Totals		35/46	76	11/16	6/8	3/6	6/6	3/3	6/7	20	18	4		3	6			

Goalkeepers		Total Shots		6m Shots		Wing Shots		9m Shots		7m Shots		Fast Breaks		Breakthroughs	
No.	Name	S/S	%	S/S	%	S/S	%	S/S	%	S/S	%	S/S	%	S/S	%
1	MEJIA ANDUJAR Elizabeth														
12	SUAREZ Suleidy	8/29	28	3/8	38	2/9	22	1/2	50	0/4	0	2/3	67	0/3	0
Totals		8/29	28	3/8	38	2/9	22	1/2	50	0/4	0	2/3	67	0/3	0

Team Shots	Goals	Saves	Missed	Post	Blocked	Total	%
6m Shots	11	3		2		16	69
Wing Shots	6			2		8	75
9m Shots	3	1	1	1		6	50
7m Shots	6				n/a	6	100
Fast Breaks	3					3	100
Breakthroughs	6			1		7	86
Totals	35	4	1	6		46	76

Number of Attacks: 63, Scoring Efficiency: 56%

Match Team Statistics

Estadística del equipo por partido / Estatística da Equipe na partida

DOM 35 - 21 PUR

(19 - 12) (16 - 9)

Referee: DE MELLO E. (BRA) / FAVRETO M. (BRA)

DOM - Dominican Republic

Shots Distribution

Players

Goals / Shots

2 VASQUEZ HIDALGO Y.	3 HERNANDEZ Y.	4 AMPARO N.	5 SANTOS I.	6 GRANADOS BRITO J.	7 LINARES Y.	8 PENA RODRIGUEZ N.
2/2 1/1	2/2		1/1	1/1 2/3		
4/4 1/2			1/1 2/2	3/3 2/2		1/1
2/2				2/2 1/1		1/1

1-Missed 2-Post

1-Post

2-Post

1-Post

9 ANDINO M.	10 ROSA BRITO V.	11 SANTANA M.	14 TEJEDA PENA Y.	17 MAMBRU M.
	1/1			1/1
		1/1	1/2	
1/1				

Team

Offence

Defence

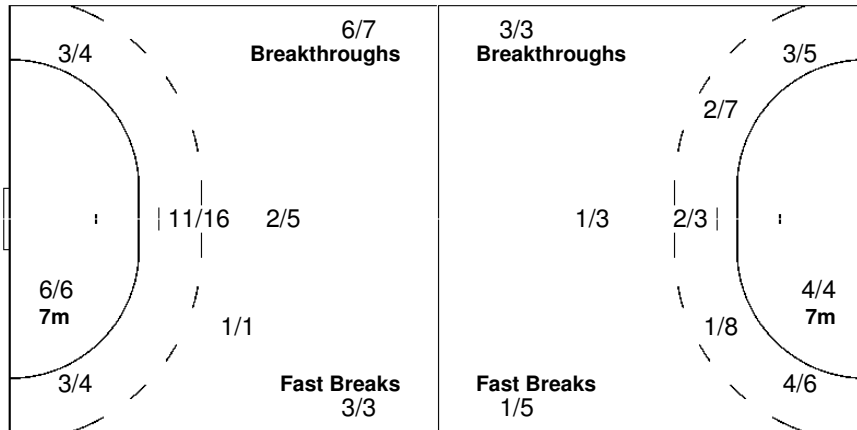
Goalkeepers

Goals / Shots

Saves / Shots

6/6	5/6	
7/8	4/5	6/7
4/4	3/3	

1-Missed 6-Post



0/7	0/2	0/2
6/7	2/2	0/2
0/2		0/5

1 MEJIA ANDUJAR E.

12 SUAREZ S.

0/7	0/2	0/2
6/7	2/2	0/2
0/2		0/5

Match Team Statistics

Estadística del equipo por partido / Estatística da Equipe na partida

DOM 35 - 21 PUR

(19 - 12) (16 - 9)

Referee: DE MELLO E. (BRA) / FAVRETO M. (BRA)

PUR - Puerto Rico

Players		Shots								Offence		Defence		Penalties			TP	
No.	Name	G/S	%	6m	Wing	9m	7m	FB	BT	AS	TF	ST	BS	YC	2Min	RC		EX
1	SERRANO Maria																	40:38
2	ENCARNACION QUINONES Brenda	2/3	67		2/3													17:39
3	ROSADO POMALES Maria																	
4	ESCOBAR RODRIGUEZ Kitsa	1/6	17	0/1	1/3			0/2		1	3	2		1				43:48
5	CEBALLOS PIZARRO Nathalys	3/5	60			0/1		1/2	2/2	6	2	3						53:46
6	HIRALDO CEPEDA Sheila	3/5	60	3/5							6	1		1	1			39:52
8	DIAZ CARTAGENA Maria	2/5	40	0/2	2/3						2							47:23
10	LOPEZ CORDERO Natalia										1				1			18:55
11	CALDERO TORRES Christalia										2							11:25
13	GONZALEZ NATAL Jackeline	2/3	67	0/1	2/2					2	2	2						24:06
14	FIGUEROA PEREZ Sharmaine																	
15	CORREA KIANEZ Lauritza	6/10	60	1/4		1/2	4/4			2	2							46:56
16	MARTINEZ FELICIER Marangelly																	19:22
18	GARCIA LOPEZ Ciris	2/7	29	1/5				0/1	1/1	2	1			1	1			56:10
Bench/Team																		
Totals		21/44	48	5/18	7/11	1/3	4/4	1/5	3/3	13	21	8		3	3			

Goalkeepers		Total Shots		6m Shots		Wing Shots		9m Shots		7m Shots		Fast Breaks		Breakthroughs	
No.	Name	S/S	%	S/S	%	S/S	%	S/S	%	S/S	%	S/S	%	S/S	%
1	SERRANO Maria	2/28	7	1/10	10	0/5	0	1/2	50	0/4	0	0/1	0	0/6	0
16	MARTINEZ FELICIER Marangelly	2/11	18	2/4	50	0/1	0	0/2	0	0/2	0	0/2	0		
Totals		4/39	10	3/14	21	0/6	0	1/4	25	0/6	0	0/3	0	0/6	0

Team Shots	Goals	Saves	Missed	Post	Blocked	Total	%
6m Shots	5	3	4	2	4	18	28
Wing Shots	7	2	2			11	64
9m Shots	1	1	1			3	33
7m Shots	4				n/a	4	100
Fast Breaks	1	2	1	1		5	20
Breakthroughs	3					3	100
Totals	21	8	8	3	4	44	48

Number of Attacks: 62, Scoring Efficiency: 34%

Match Team Statistics

Estadística del equipo por partido / Estatística da Equipe na partida

DOM 35 - 21 PUR

(19 - 12) (16 - 9)

Referee: DE MELLO E. (BRA) / FAVRETO M. (BRA)

PUR - Puerto Rico

Shots Distribution

Players

Goals / Shots

2 ENCARNACION QUINONES B.	3 ROSADO POMALES M.	4 ESCOBAR RODRIGUEZ K.	5 CEBALLOS PIZARRO N.	6 HIRALDO CEPEDA S.	8 DIAZ CARTAGENA M.	10 LOPEZ CORDERO N.
		0/2	1/1	0/1	2/2	
		0/1	1/1	1/1	0/1	
				1/1		

1-Missed 1-Post 1-Blocked 1-Missed 1-Blocked 1-Missed 1-Post

11 CALDERO TORRES C.	13 GONZALEZ NATAL J.	14 FIGUEROA PEREZ S.	15 CORREA KIANEZ L.	18 GARCIA LOPEZ C.
	1/1		3/3	
	0/1		1/2	
	1/1			2/2

2-Missed 1-Blocked 3-Missed 1-Post 1-Blocked

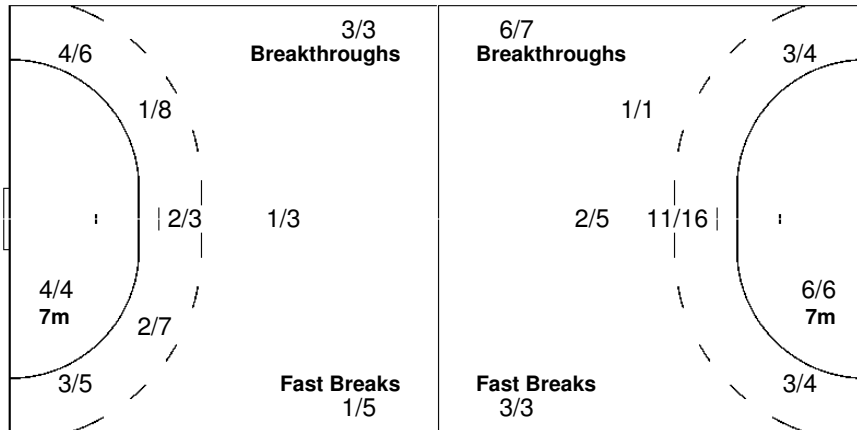
Team

Goals / Shots

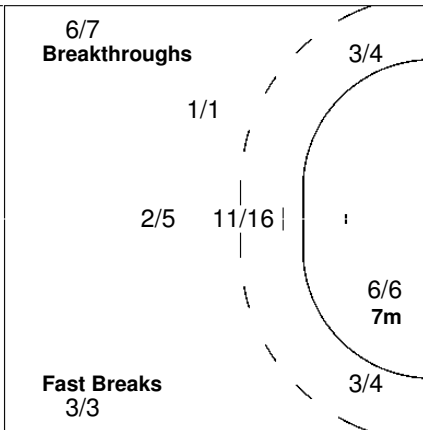
7/7	2/2	2/2
1/7	0/2	2/2
2/2		5/5

8-Missed 3-Post 4-Blocked

Offence



Defence



Goalkeepers

Saves / Shots

0/6	1/6	
1/8	1/5	1/7
0/4	0/3	

1 SERRANO M.

0/4	1/5	
0/5	1/4	0/4
0/3	0/3	

16 MARTINEZ FELICIER M.

0/2	0/1	
1/3	0/1	1/3
0/1		

LEGEND			
G/S	Goals / Shots	%	Efficiency
S/S	Saves / Shots	Wing	Wing Shots
AS	Assists	TF	Technical Faults
YC	Yellow Cards	RC	Red Cards
+	2 Minute + 2 Minute Suspensions		
6m	6-metre Shots	7m	7-metre Shots
FB	Fast Breaks	BT	Breakthroughs
ST	Steals	BS	Blocked Shots
n/a	not applicable	2Min	2 Minute Suspensions
9m	9-metre Shots	EX	Exclusions
		TP	Time Played

Results

Resultados / Resultados

PAR 31 - 26 PUR

(14 - 12) (17 - 14)

Referee: ROBLEDO J. (ARG) / ZOENKO M. (ARG)

RUNNING SCORE

PAR - PUR

PAR - Paraguay

No.	Name	Shots							Penalties				
		G/S	%	6m	Wing	9m	7m	FB	BT	YC	2Min	RC	EX
1	VILLALBA Alicia												
2	ALUAN Fabiana	14/23	61	0/3		12/17	1/2		1/1				
3	ALCARAZ Nadia	1/2	50	1/1	0/1					1	3	1	
4	ALUAN Marian												
5	PERROTTA Liliana	6/7	86		1/2			5/5		1			
6	BRUSQUETTI Gabriela												
7	BETTINI Giovanna	1/2	50	1/1	0/1						1		
10	CRISTALDO Ana	2/3	67		2/2	0/1							
11	ROMERO Nilsa												
12	MELGAREJO Carmen												
13	FARINA Lorena	1/1	100						1/1	1			
18	CHOVO Aline	3/6	50	1/1	1/3	1/1		0/1			1		
20	ACOSTA Claudia	3/4	75			0/1						3/3	
Bench/Team													
Totals		31/48	65	3/6	4/9	13/20	1/2	5/6	5/5	3	5	1	

No.	Name	Saves							
		S/S	%	6m	Wing	9m	7m	FB	BT
1	VILLALBA Alicia	1/9	11	0/2	0/2	0/1	0/2	1/2	
12	MELGAREJO Carmen	13/31	42	8/13	2/6	2/3	0/1	1/4	0/4
Totals		14/40	35	8/15	2/8	2/3	0/2	1/6	1/6

PUR - Puerto Rico

No.	Name	Shots							Penalties				
		G/S	%	6m	Wing	9m	7m	FB	BT	YC	2Min	RC	EX
1	SERRANO Maria												
2	ENCARNACION QUINONES Brenda	1/1	100		1/1								
3	ROSADO POMALES Maria	1/1	100		1/1								
4	ESCOBAR RODRIGUEZ Kitsa	3/3	100		1/1			2/2					
5	CEBALLOS PIZARRO Nathalys	1/3	33	0/1				0/1	1/1	1			
6	HIRALDO CEPEDA Sheila	5/9	56	4/7	1/2					1	2		
8	DIAZ CARTAGENA Maria	2/2	100					1/1	1/1				
10	LOPEZ CORDERO Natalia												
11	CALDERO TORRES Christalia										1		
12	CARRASQUILLO RIVERA Roxanaly												
13	GONZALEZ NATAL Jacqueline	3/6	50	1/1	2/4				0/1		1		
15	CORREA KIANEZ Lauritza	3/10	30	0/4		1/2	1/3	1/1					
16	MARTINEZ FELICIER Marangelly												
18	GARCIA LOPEZ Ciris	7/11	64	2/4		0/1	1/2	1/1	3/3	1			
Bench/Team													
Totals		26/46	57	7/17	6/9	1/3	2/5	5/6	5/6	3	4		

No.	Name	Saves							
		S/S	%	6m	Wing	9m	7m	FB	BT
1	SERRANO Maria	5/27	19	1/3	2/6	1/10	0/1	1/4	0/3
12	CARRASQUILLO RIVERA Roxanaly	0/8	0	0/1		0/4		0/1	0/2
16	MARTINEZ FELICIER Marangelly	0/1	0					0/1	
Totals		5/36	14	1/4	2/6	1/14	0/1	1/6	0/5

1st Half

CRISTALDO A.	1 (1) 0	
ALUAN F.	2 (2) 0	
ACOSTA C.	3 (3) 0	
	3 (5) 1	DIAZ CARTAGENA M.
	3 (6) 2	HIRALDO CEPEDA S.
ALCARAZ N.	4 (7) 2	
	4 (8) 3	CORREA KIANEZ L.
ACOSTA C.	5 (8) 3	
	5 (10) 4	ESCOBAR RODRIGUEZ K.
CHOVO A.	6 (12) 4	
CHOVO A.	7 (12) 4	
	7 (14) 5	HIRALDO CEPEDA S.
	7 (16) 6	CEBALLOS PIZARRO N.
ALUAN F.	8 (17) 6	
	8 (17) 7	HIRALDO CEPEDA S.
	8 (20) 8	GARCIA LOPEZ C.
ALUAN F.	9 (22) 8	
ALUAN F.	10 (23) 8	
	10 (24) 9	GONZALEZ NATAL J.
PERROTTA L.	11 (25) 9	
ALUAN F.	12 (26) 9	
	12 (27) 10	ENCARNACION QUINONES B.
	12 (28) 11	CORREA KIANEZ L.
PERROTTA L.	13 (28) 11	
	13 (29) 12	GONZALEZ NATAL J.
PERROTTA L.	14 (30) 12	

2nd Half

ALUAN F.	15 (2) 12	
PERROTTA L.	16 (2) 12	
ALUAN F.	17 (3) 12	
ALUAN F.	18 (5) 12	
	18 (6) 13	GARCIA LOPEZ C.
	18 (7) 14	HIRALDO CEPEDA S.
	18 (8) 15	DIAZ CARTAGENA M.
FARINA L.	19 (8) 15	
	19 (9) 16	GARCIA LOPEZ C.
	19 (9) 17	CORREA KIANEZ L.
ALUAN F.	20 (10) 17	
PERROTTA L.	21 (11) 17	
ALUAN F.	22 (12) 17	
ACOSTA C.	23 (14) 17	
	23 (15) 18	HIRALDO CEPEDA S.
ALUAN F.	24 (15) 18	
	24 (16) 19	GONZALEZ NATAL J.
CHOVO A.	25 (16) 19	
BETTINI G.	26 (17) 19	
	26 (17) 20	ESCOBAR RODRIGUEZ K.
	26 (18) 21	GARCIA LOPEZ C.
ALUAN F.	27 (19) 21	
	27 (19) 22	GARCIA LOPEZ C.
CRISTALDO A.	28 (21) 22	
	28 (23) 23	GARCIA LOPEZ C.
ALUAN F.	29 (23) 23	
ALUAN F.	30 (24) 23	
	30 (25) 24	GARCIA LOPEZ C.
	30 (27) 25	ROSADO POMALES M.
	30 (29) 26	ESCOBAR RODRIGUEZ K.
PERROTTA L.	31 (30) 26	

LEGEND

G/S	Goals / Shots	6m	6-metre Shots	Wing	Wing Shots	EX	Exclusions	BT	Breakthroughs
S/S	Saves / Shots	7m	7-metre Shots	YC	Yellow Cards	2Min	2 Minute Suspensions	FB	Fast Breaks
%	Efficiency	9m	9-metre Shots	RC	Red Cards	+	2 Minute + 2 Minute Suspensions		

Match Team Statistics

Estadística del equipo por partido / Estatística da Equipe na partida

PAR 31 - 26 PUR

(14 - 12) (17 - 14)

Referee: ROBLEDO J. (ARG) / ZOBENKO M. (ARG)

PAR - Paraguay

Players		Shots								Offence		Defence		Penalties			TP	
No.	Name	G/S	%	6m	Wing	9m	7m	FB	BT	AS	TF	ST	BS	YC	2Min	RC		EX
1	VILLALBA Alicia										1							12:16
2	ALUAN Fabiana	14/23	61	0/3		12/17	1/2		1/1	1	5	1						60:00
3	ALCARAZ Nadia	1/2	50	1/1	0/1					3	1			1	3	1		35:07
4	ALUAN Marian																	
5	PERROTTA Liliana	6/7	86		1/2			5/5		1	3	2		1				60:00
6	BRUSQUETTI Gabriela																	1:23
7	BETTINI Giovanna	1/2	50	1/1	0/1					1	1	1			1			35:38
10	CRISTALDO Ana	2/3	67		2/2	0/1				2	6	1						41:57
11	ROMERO Nilsa										2							16:17
12	MELGAREJO Carmen										2							47:44
13	FARINA Lorena	1/1	100						1/1		1	2		1				25:30
18	CHOVO Aline	3/6	50	1/1	1/3	1/1		0/1		1	1				1			54:10
20	ACOSTA Claudia	3/4	75			0/1			3/3		4	2						29:58
Bench/Team																		
Totals		31/48	65	3/6	4/9	13/20	1/2	5/6	5/5	9	27	9		3	5	1		

Goalkeepers		Total Shots		6m Shots		Wing Shots		9m Shots		7m Shots		Fast Breaks		Breakthroughs	
No.	Name	S/S	%	S/S	%	S/S	%	S/S	%	S/S	%	S/S	%	S/S	%
1	VILLALBA Alicia	1/9	11	0/2	0	0/2	0			0/1	0	0/2	0	1/2	50
12	MELGAREJO Carmen	13/31	42	8/13	62	2/6	33	2/3	67	0/1	0	1/4	25	0/4	0
Totals		14/40	35	8/15	53	2/8	25	2/3	67	0/2	0	1/6	17	1/6	17

Team Shots	Goals	Saves	Missed	Post	Blocked	Total	%
6m Shots	3	1		1	1	6	50
Wing Shots	4	2		3		9	44
9m Shots	13	1	3	3		20	65
7m Shots	1			1	n/a	2	50
Fast Breaks	5	1				6	83
Breakthroughs	5					5	100
Totals	31	5	3	8	1	48	65

Number of Attacks: 73, Scoring Efficiency: 42%



Riocentro - Pavilion 3B
 Riocentro Pabellón 3B
 Riocentro Pavilhão 3B

17 JUL 2007
 20:00

Handball
 Balonmano / Handebol

Women
 Señoras / Senhora

Preliminaries - Group A
 Preliminares - Grupo A / Preliminares - Grupo A

Match No: 11

Match Team Statistics

Estadística del equipo por partido / Estatística da Equipe na partida

PAR 31 - 26 PUR

(14 - 12) (17 - 14)

Referee: ROBLEDO J. (ARG) / ZOBENKO M. (ARG)

PAR - Paraguay

Shots Distribution

Players

Goals / Shots

2 ALUAN F.			3 ALCARAZ N.			4 ALUAN M.			5 PERROTTA L.			6 BRUSQUETTI G.			7 BETTINI G.			10 CRISTALDO A.		
2/2		2/2		1/1					1/1		2/2				1/1			1/1		1/1
1/1	0/2			0/1						1/1	2/2				1/1					
4/4	1/1	4/4																		

2-Missed 4-Post 1-Blocked

1-Post

1-Post

1-Post

11 ROMERO N.			13 FARINA L.			18 CHOVO A.			20 ACOSTA C.		
						1/1			1/1		
						0/1	1/1	0/1	1/1		1/1
					1/1			1/1			

1-Post

1-Missed

Team

Offence

Defence

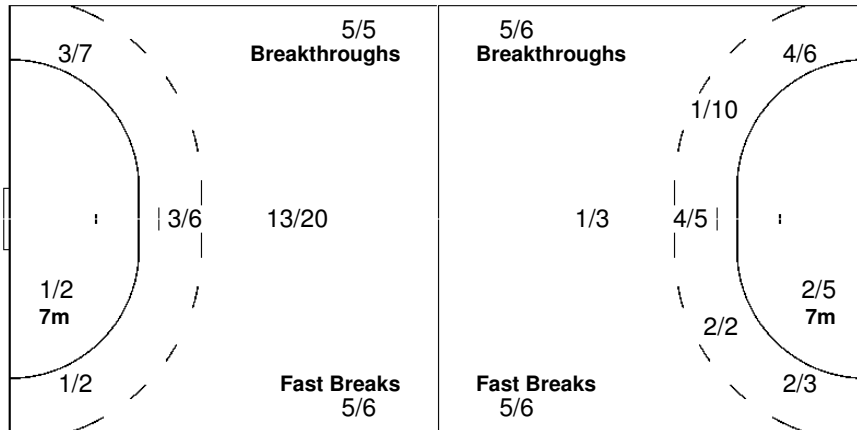
Goalkeepers

Goals / Shots

Saves / Shots

5/5	1/1	4/4
4/5	2/5	4/5
4/4	1/1	6/6

3-Missed 8-Post 1-Blocked



1/6	1/5	4/12
5/5	1/1	0/4
0/4	1/2	

1 VILLALBA A.

0/3	0/2	0/1
	1/1	0/1
0/1		

12 MELGAREJO C.

1/3	1/3	4/11
5/5		0/3
0/3	1/2	

Match Team Statistics

Estadística del equipo por partido / Estatística da Equipe na partida

PAR 31 - 26 PUR

(14 - 12) (17 - 14)

Referee: ROBLEDO J. (ARG) / ZOBENKO M. (ARG)

PUR - Puerto Rico

Players		Shots								Offence		Defence		Penalties			TP	
No.	Name	G/S	%	6m	Wing	9m	7m	FB	BT	AS	TF	ST	BS	YC	2Min	RC		EX
1	SERRANO Maria									1	1							42:15
2	ENCARNACION QUINONES Brenda	1/1	100		1/1						1							6:52
3	ROSADO POMALES Maria	1/1	100		1/1						1							0:50
4	ESCOBAR RODRIGUEZ Kitsa	3/3	100		1/1			2/2			2	1						25:35
5	CEBALLOS PIZARRO Nathalys	1/3	33	0/1				0/1	1/1	5	1	4		1				59:20
6	HIRALDO CEPEDA Sheila	5/9	56	4/7	1/2					5	7	5		1	2			59:00
8	DIAZ CARTAGENA Maria	2/2	100					1/1	1/1		4	2						52:22
10	LOPEZ CORDERO Natalia										1							2:01
11	CALDERO TORRES Christalia														1			6:26
12	CARRASQUILLO RIVERA Roxanaly																	11:19
13	GONZALEZ NATAL Jackeline	3/6	50	1/1	2/4				0/1	1	4				1			40:49
15	CORREA KIANEZ Lauritza	3/10	30	0/4		1/2	1/3	1/1		2	3							49:05
16	MARTINEZ FELICIER Marangelly																	6:26
18	GARCIA LOPEZ Ciris	7/11	64	2/4		0/1	1/2	1/1	3/3	2	4	3	1	1				57:40
	Bench/Team																	
	Totals	26/46	57	7/17	6/9	1/3	2/5	5/6	5/6	16	29	15	1	3	4			

Goalkeepers		Total Shots		6m Shots		Wing Shots		9m Shots		7m Shots		Fast Breaks		Breakthroughs	
No.	Name	S/S	%	S/S	%	S/S	%	S/S	%	S/S	%	S/S	%	S/S	%
1	SERRANO Maria	5/27	19	1/3	33	2/6	33	1/10	10	0/1	0	1/4	25	0/3	0
12	CARRASQUILLO RIVERA Roxanaly	0/8	0	0/1	0			0/4	0			0/1	0	0/2	0
16	MARTINEZ FELICIER Marangelly	0/1	0									0/1	0		
	Totals	5/36	14	1/4	25	2/6	33	1/14	7	0/1	0	1/6	17	0/5	0

Team Shots	Goals	Saves	Missed	Post	Blocked	Total	%
6m Shots	7	8	2			17	41
Wing Shots	6	2	1			9	67
9m Shots	1	2				3	33
7m Shots	2		1	2	n/a	5	40
Fast Breaks	5	1				6	83
Breakthroughs	5	1				6	83
Totals	26	14	4	2		46	57

Number of Attacks: 72, Scoring Efficiency: 36%



Riocentro - Pavilion 3B
 Riocentro Pabellón 3B
 Riocentro Pavilhão 3B

17 JUL 2007
 20:00

Handball
 Balonmano / Handebol

Women
 Señoras / Senhora

Preliminaries - Group A
 Preliminares - Grupo A / Preliminares - Grupo A

Match No: 11

Match Team Statistics

Estadística del equipo por partido / Estatística da Equipe na partida

PAR 31 - 26 PUR

(14 - 12) (17 - 14)

Referee: ROBLEDO J. (ARG) / ZOENKO M. (ARG)

PUR - Puerto Rico

Shots Distribution

Players

Goals / Shots

2 ENCARNACION QUINONES B.	3 ROSADO POMALES M.	4 ESCOBAR RODRIGUEZ K.	5 CEBALLOS PIZARRO N.	6 HIRALDO CEPEDA S.	8 DIAZ CARTAGENA M.	10 LOPEZ CORDERO N.
		1/1		1/1	1/1	
			2/2	0/2	2/2	1/3
	1/1				1/1	

2-Missed

11 CALDERO TORRES C.	13 GONZALEZ NATAL J.	15 CORREA KIANEZ L.	18 GARCIA LOPEZ C.
	0/1	1/1	0/1
		0/1	1/1
	1/1		

1-Missed 2-Post

1-Missed

Team

Offence

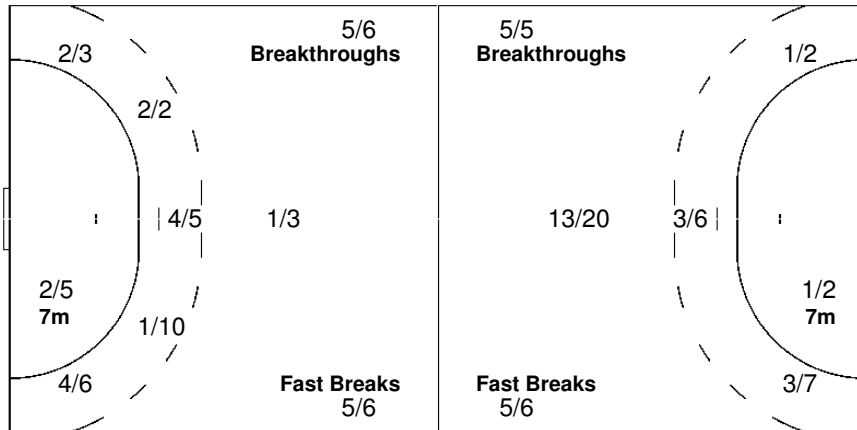
Defence

Goalkeepers

Goals / Shots

5/6	4/5	8/12
0/5	0/1	4/4
4/4	1/2	

4-Missed 2-Post



Saves / Shots

0/5	0/1	0/4
1/5	3/5	1/5
0/4	0/1	0/6

1 SERRANO M.

0/2	0/1	0/3
1/4	3/5	1/4
0/3	0/1	0/4

12 CARRASQUILLO RIVERA R.

0/3		
0/1		0/1
0/1		0/2

16 MARTINEZ FELICIER M.

		0/1



Riocentro - Pavilion 3B
Riocentro Pabellón 3B
Riocentro Pavilhão 3B

17 JUL 2007
20:00

Handball
Balonmano / Handebol

Women
Señoras / Senhora

Preliminaries - Group A
Preliminares - Grupo A / Preliminares - Grupo A

Match No: 11

Match Team Statistics

Estadística del equipo por partido / Estatística da Equipe na partida

LEGEND

G/S	Goals / Shots	%	Efficiency	6m	6-metre Shots	7m	7-metre Shots	9m	9-metre Shots
S/S	Saves / Shots	Wing	Wing Shots	FB	Fast Breaks	BT	Breakthroughs	EX	Exclusions
AS	Assists	TF	Technical Faults	ST	Steals	BS	Blocked Shots	TP	Time Played
YC	Yellow Cards	RC	Red Cards	n/a	not applicable	2Min	2 Minute Suspensions		
+	2 Minute + 2 Minute Suspensions								

Results

Resultados / Resultados

ARG 26 - 15 DOM

(13 - 4) (13 - 11)

Referee: DE MELLO E. (BRA) / FAVRETO M. (BRA)

RUNNING SCORE

ARG - DOM

ARG - Argentina

Players		Shots							Penalties				
No.	Name	G/S	%	6m	Wing	9m	7m	FB	BT	YC	2Min	RC	EX
1	SCHLESINGER Silvina												
2	ALEJANDRE Maria del Carmen	0/1	0		0/1								
3	BASILE Cinthya	5/8	63		3/5			2/3					
4	COSTANTINO Georgina									1	1		
5	FERREA Bibiana	2/2	100					2/2					
6	MENA Antonela												
7	DECILIO Magdalena	4/5	80	1/1	1/1	2/3				1	1		
8	HARO Lucia	3/5	60	0/1		0/1			3/3		1		
9	ACOSTA Maria Emilia	3/8	38	1/3	0/1	1/1	0/2		1/1				
10	MEYER Sonia	2/2	100		1/1			1/1					
11	TOTOLO Silvana	1/1	100					1/1					
12	KOGAN Valentina												
13	FERNANDEZ Lucia	3/5	60	0/1	0/1				3/3				
15	SANGUINETTI Mariana	3/5	60	2/2	0/2			1/1		1	1		
Bench/Team													
Totals		26/42	62	4/8	5/12	3/5	0/2	7/8	7/7	3	4		

Goalkeepers		Saves							
No.	Name	S/S	%	6m	Wing	9m	7m	FB	BT
1	SCHLESINGER Silvina	3/6	50	2/3	0/1		0/1	1/1	
12	KOGAN Valentina	10/22	45	7/9	2/4		0/2	0/4	1/3
Totals		13/28	46	9/12	2/5		0/3	1/5	1/3

DOM - Dominican Republic

Players		Shots							Penalties				
No.	Name	G/S	%	6m	Wing	9m	7m	FB	BT	YC	2Min	RC	EX
2	VASQUEZ HIDALGO Yinnett	2/3	67	0/1				2/2					
3	HERNANDEZ Yanira	1/5	20	1/5						1	1		
4	AMPARO Nargelyn												
5	SANTOS Ingrid	2/5	40	1/3					1/2		1		
6	GRANADOS BRITO Judith	5/10	50	1/5			3/4		1/1	1	2		
7	LINARES Yndiana	0/1	0	0/1									
8	PENA RODRIGUEZ Nancy Mileidy	2/7	29	0/1	0/3			2/3		1			
9	ANDINO Mariela	0/1	0		0/1								
10	ROSA BRITO Viviana												
11	SANTANA Mariela	3/5	60		3/5								
12	SUAREZ Suleidy												
14	TEJEDA PENA Yacaira												
16	MEJIA ANDUJAR Elizabeth										1		
17	MAMBRU Maria												
Bench/Team													
Totals		15/37	41	3/16	3/9		3/4	4/5	2/3	3	5		

Goalkeepers		Saves							
No.	Name	S/S	%	6m	Wing	9m	7m	FB	BT
12	SUAREZ Suleidy	10/36	28	3/7	5/10	1/4	1/1	0/7	0/7
16	MEJIA ANDUJAR Elizabeth								
Totals		10/36	28	3/7	5/10	1/4	1/1	0/7	0/7

1st Half	
	0 (3) 1 GRANADOS BRITO J.
ACOSTA M.	1 (3) 1
ACOSTA M.	2 (6) 1
BASILE C.	3 (8) 1
FERNANDEZ L.	4 (10) 1
SANGUINETTI M.	5 (11) 1
BASILE C.	6 (12) 1
HARO L.	7 (13) 1
	7 (15) 2 SANTOS I.
BASILE C.	8 (18) 2
HARO L.	9 (19) 2
FERNANDEZ L.	10 (22) 2
	10 (24) 3 PENA RODRIGUEZ N.
	10 (25) 4 VASQUEZ HIDALGO Y.
FERREA B.	11 (28) 4
ACOSTA M.	12 (29) 4
SANGUINETTI M.	13 (30) 4

2nd Half	
FERNANDEZ L.	14 (1) 4
	14 (1) 5 HERNANDEZ Y.
	14 (2) 6 GRANADOS BRITO J.
BASILE C.	15 (3) 6
	15 (5) 7 VASQUEZ HIDALGO Y.
	15 (6) 8 GRANADOS BRITO J.
BASILE C.	16 (8) 8
	16 (10) 9 SANTANA M.
DECILIO M.	17 (11) 9
	17 (12) 10 PENA RODRIGUEZ N.
DECILIO M.	18 (12) 10
	18 (13) 11 SANTANA M.
DECILIO M.	19 (14) 11
	19 (15) 12 GRANADOS BRITO J.
HARO L.	20 (16) 12
MEYER S.	21 (18) 12
	21 (21) 13 GRANADOS BRITO J.
SANGUINETTI M.	22 (22) 13
FERREA B.	23 (23) 13
MEYER S.	24 (23) 13
DECILIO M.	25 (24) 13
TOTOLO S.	26 (25) 13
	26 (25) 14 SANTANA M.
	26 (28) 15 SANTOS I.

LEGEND

G/S	Goals / Shots	6m	6-metre Shots	Wing	Wing Shots	EX	Exclusions	BT	Breakthroughs
S/S	Saves / Shots	7m	7-metre Shots	YC	Yellow Cards	2Min	2 Minute Suspensions	FB	Fast Breaks
%	Efficiency	9m	9-metre Shots	RC	Red Cards	+	2 Minute + 2 Minute Suspensions		

Match Team Statistics

Estadística del equipo por partido / Estatística da Equipe na partida

ARG 26 - 15 DOM

(13 - 4) (13 - 11)

Referee: DE MELLO E. (BRA) / FAVRETO M. (BRA)

ARG - Argentina

Players		Shots								Offence		Defence		Penalties			TP	
No.	Name	G/S	%	6m	Wing	9m	7m	FB	BT	AS	TF	ST	BS	YC	2Min	RC		EX
1	SCHLESINGER Silvina									1								11:49
2	ALEJANDRE Maria del Carmen	0/1	0		0/1													6:13
3	BASILE Cinthya	5/8	63		3/5			2/3			3							41:25
4	COSTANTINO Georgina									2				1	1			49:24
5	FERREA Bibiana	2/2	100					2/2		1	1	1						53:47
6	MENA Antonela																	10:37
7	DECILIO Magdalena	4/5	80	1/1	1/1	2/3				1				1	1			30:31
8	HARO Lucia	3/5	60	0/1		0/1			3/3	1	3	1				1		46:10
9	ACOSTA Maria Emilia	3/8	38	1/3	0/1	1/1	0/2		1/1		2							33:53
10	MEYER Sonia	2/2	100		1/1			1/1		1	1	1						20:14
11	TOTOLO Silvana	1/1	100					1/1				2						4:55
12	KOGAN Valentina																	48:11
13	FERNANDEZ Lucia	3/5	60	0/1	0/1				3/3	1	2							33:00
15	SANGUINETTI Mariana	3/5	60	2/2	0/2			1/1		1	1			1	1			29:51
Bench/Team																		
Totals		26/42	62	4/8	5/12	3/5	0/2	7/8	7/7	9	13	5		3	4			

Goalkeepers		Total Shots		6m Shots		Wing Shots		9m Shots		7m Shots		Fast Breaks		Breakthroughs	
No.	Name	S/S	%	S/S	%	S/S	%	S/S	%	S/S	%	S/S	%	S/S	%
1	SCHLESINGER Silvina	3/6	50	2/3	67	0/1	0			0/1	0	1/1	100		
12	KOGAN Valentina	10/22	45	7/9	78	2/4	50			0/2	0	0/4	0	1/3	33
Totals		13/28	46	9/12	75	2/5	40			0/3	0	1/5	20	1/3	33

Team Shots	Goals	Saves	Missed	Post	Blocked	Total	%
6m Shots	4	3		1		8	50
Wing Shots	5	5	2			12	42
9m Shots	3	1	1			5	60
7m Shots		1		1	n/a	2	0
Fast Breaks	7			1		8	88
Breakthroughs	7					7	100
Totals	26	10	3	3		42	62

Number of Attacks: 52, Scoring Efficiency: 50%

Match Team Statistics

Estadística del equipo por partido / Estatística da Equipe na partida

ARG 26 - 15 DOM

(13 - 4) (13 - 11)

Referee: DE MELLO E. (BRA) / FAVRETO M. (BRA)

ARG - Argentina

Shots Distribution

Players

Goals / Shots

2 ALEJANDRE M.	3 BASILE C.	4 COSTANTINO G.	5 FERREA B.	6 MENA A.	7 DECILIO M.	8 HARO L.
	1/1		1/1		1/1	2/2
	0/1		1/1		1/1	0/1
					1/1	1/1
	1/1					
	2/2					
1-Missed	1-Post				1-Missed	1-Post
9 ACOSTA M.	10 MEYER S.	11 TOTOLO S.	13 FERNANDEZ L.	15 SANGUINETTI M.		
			0/1	1/1		
1/3	1/1	1/1		1/2	0/1	
	1/1		2/2		1/1	
			1/1			
1-Post			1-Missed			

Team

Offence

Defence

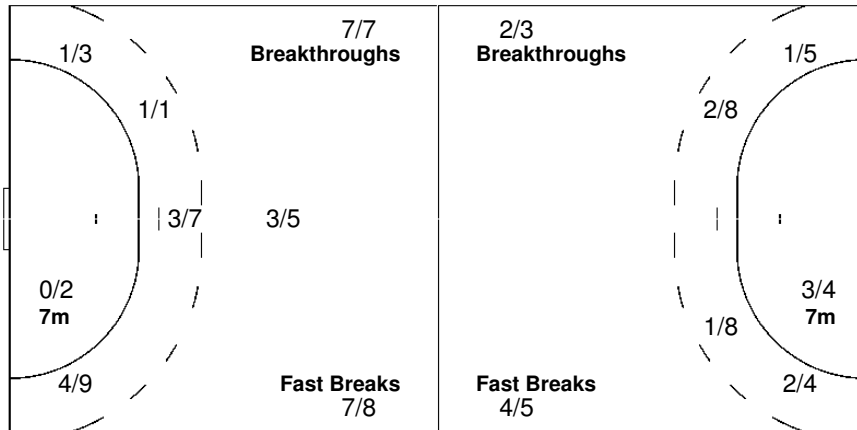
Goalkeepers

Goals / Shots

Saves / Shots

6/7	1/1	1/1
3/8	2/2	3/7
3/3	2/2	5/5

3-Missed 3-Post



	0/2	
3/7	1/1	9/13
0/2	0/2	0/1

1 SCHLESINGER S.

0/1	1/1	2/3
		0/1

12 KOGAN V.

	0/2	
3/6		7/10
0/2	0/2	

Match Team Statistics

Estadística del equipo por partido / Estatística da Equipe na partida

ARG 26 - 15 DOM

(13 - 4) (13 - 11)

Referee: DE MELLO E. (BRA) / FAVRETO M. (BRA)

DOM - Dominican Republic

Players		Shots								Offence		Defence		Penalties			TP	
No.	Name	G/S	%	6m	Wing	9m	7m	FB	BT	AS	TF	ST	BS	YC	2Min	RC		EX
2	VASQUEZ HIDALGO Yinnett	2/3	67	0/1				2/2		1	2	1						60:00
3	HERNANDEZ Yanira	1/5	20	1/5						1	2			1	1			35:06
4	AMPARO Nargelyn																	
5	SANTOS Ingrid	2/5	40	1/3					1/2	2	5	1				1		50:13
6	GRANADOS BRITO Judith	5/10	50	1/5			3/4		1/1	2	5			1	2			40:51
7	LINARES Yndiana	0/1	0	0/1						2								31:10
8	PENA RODRIGUEZ Nancy Mileidy	2/7	29	0/1	0/3			2/3			2	1		1				49:19
9	ANDINO Mariela	0/1	0		0/1						1							34:44
10	ROSA BRITO Viviana										1							17:15
11	SANTANA Mariela	3/5	60		3/5						2							36:32
12	SUAREZ Suleidy									1								60:00
14	TEJEDA PENA Yacaira														1			4:50
16	MEJIA ANDUJAR Elizabeth																	
17	MAMBRU Maria																	
	Bench/Team																	
Totals		15/37	41	3/16	3/9		3/4	4/5	2/3	9	20	3		3	5			

Goalkeepers		Total Shots		6m Shots		Wing Shots		9m Shots		7m Shots		Fast Breaks		Breakthroughs	
No.	Name	S/S	%	S/S	%	S/S	%	S/S	%	S/S	%	S/S	%	S/S	%
12	SUAREZ Suleidy	10/36	28	3/7	43	5/10	50	1/4	25	1/1	100	0/7	0	0/7	0
16	MEJIA ANDUJAR Elizabeth														
Totals		10/36	28	3/7	43	5/10	50	1/4	25	1/1	100	0/7	0	0/7	0

Team Shots	Goals	Saves	Missed	Post	Blocked	Total	%
6m Shots	3	9	3	1		16	19
Wing Shots	3	2	2	2		9	33
9m Shots							
7m Shots	3		1		n/a	4	75
Fast Breaks	4	1				5	80
Breakthroughs	2	1				3	67
Totals	15	13	6	3		37	41

Number of Attacks: 53, Scoring Efficiency: 28%

Match Team Statistics

Estadística del equipo por partido / Estatística da Equipe na partida

ARG 26 - 15 DOM

(13 - 4) (13 - 11)

Referee: DE MELLO E. (BRA) / FAVRETO M. (BRA)

DOM - Dominican Republic

Shots Distribution

Players

Goals / Shots

2 VASQUEZ HIDALGO Y.	3 HERNANDEZ Y.	4 AMPARO N.	5 SANTOS I.	6 GRANADOS BRITO J.	7 LINARES Y.	8 PENA RODRIGUEZ N.
0/1	0/1			2/2		0/1
1/1	1/1		1/1	1/1		0/1
1-Missed			1-Missed	1-Missed 1-Post	1-Missed	1-Missed

9 ANDINO M.	10 ROSA BRITO V.	11 SANTANA M.	14 TEJEDA PENA Y.	17 MAMBRU M.
		2/2		
			1/1	
1-Post		1-Missed 1-Post		

Team

Offence

Defence

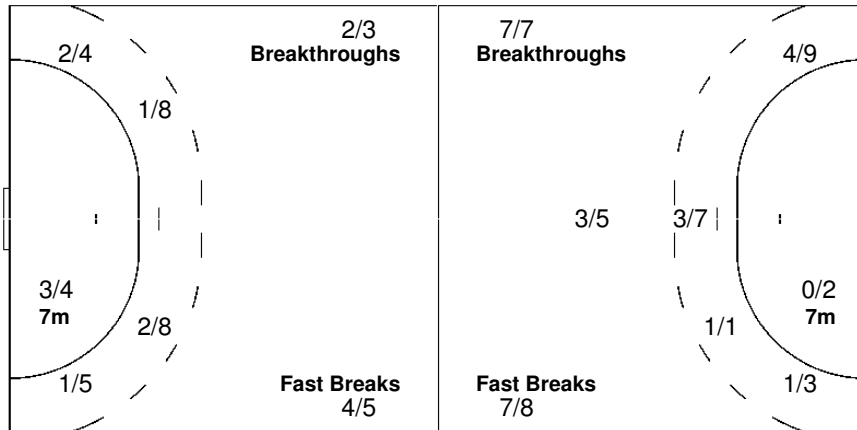
Goalkeepers

Goals / Shots

Saves / Shots

	2/2	
4/7	0/1	4/13
2/2	2/2	1/1

6-Missed 3-Post



1/7	0/1	0/1
5/8	0/2	4/7
0/3	0/2	0/5

12 SUAREZ S.		
1/7	0/1	0/1
5/8	0/2	4/7
0/3	0/2	0/5

16 MEJIA ANDUJAR E.		

LEGEND							
G/S	Goals / Shots	%	Efficiency	6m	6-metre Shots	7m	7-metre Shots
S/S	Saves / Shots	Wing	Wing Shots	FB	Fast Breaks	BT	Breakthroughs
AS	Assists	TF	Technical Faults	ST	Steals	BS	Blocked Shots
YC	Yellow Cards	RC	Red Cards	n/a	not applicable	2Min	2 Minute Suspensions
+	2 Minute + 2 Minute Suspensions						

Results
 Resultados / Resultados

CORRECTED
BRA 38 - 15 MEX
 (21 - 4) (17 - 11)

Referee: ADJEMIAN T. (ARG) / GOTZ M. (ARG)

RUNNING SCORE
BRA - MEX
BRA - Brazil

No.	Name	Shots								Penalties					
		G/S	%	6m	Wing	9m	7m	FB	BT	YC	2Min	RC	EX		
1	MASSON Chana														
2	DINIZ Fabiana	2/3	67	1/1		0/1								1/1	
3	NASCIMENTO Alexandra	2/4	50	1/2	1/2										
4	GRIPA Fabiana	1/3	33		1/2	0/1									
6	PIEADA Daniela	6/6	100	3/3	2/2					1	2				
9	FIGUEIREDO Millene	2/3	67	1/1	1/2										
10	ROSAS Aline	5/7	71	1/1	1/1		1/2	2/3							
11	JACQUES Viviane	4/7	57		1/4			3/3							
13	SILVA Lucila	1/2	50	1/1	0/1					1					
14	ROSA Juceli	6/7	86	4/5	1/1						1				
16	de PAULA Darly														
17	MESQUITA Idalina	4/5	80	2/2	1/1	0/1	1/1								
19	SANTOS Aline	3/3	100	1/1		1/1	1/1			1					
20	AMORIM Eduarda	2/4	50	1/1			0/2				1				
Bench/Team															
Totals		38/54	70	16/18	9/16	1/4	3/6	7/8	2/2	3	4				

No.	Name	Saves							
		S/S	%	6m	Wing	9m	7m	FB	BT
1	MASSON Chana	10/18	56	8/11	2/4	0/2		0/1	
16	de PAULA Darly	4/11	36	3/7	1/2			0/2	
Totals		14/29	48	11/18	3/6	0/2		0/1	0/2

MEX - Mexico

No.	Name	Shots								Penalties					
		G/S	%	6m	Wing	9m	7m	FB	BT	YC	2Min	RC	EX		
2	GARCIA MORALES Yesselly Alexandra	0/2	0	0/1	0/1										
3	AGUIAR GUERRERO Carolina														
4	RAMIREZ CHAVEZ Brenda Gabriela														
5	SERNA HERRERA Yuria Yunuen	0/3	0	0/3						1	1				
6	SAAVEDRA LUGO Guadalupe Elizabeth	1/4	25	1/4											
7	GARCIA CASTILLO Adriana	2/5	40		1/4				1/1						
8	SIFUENTES HERNANDEZ Selene Anabel	7/12	58	4/9	1/1	1/1			1/1	1	1				
10	GUTIERREZ LINARES Herenia									1	2				
11	FLORES LOPEZ Adriana	1/5	20	1/5							1				
13	ESQUIVEL GARDUNO Berenice Emma	4/10	40	1/5	1/3	1/1			1/1						
14	FLORES TOVAR Blanca Margarita														
16	SOSA GARCIA Marlene														
18	PARRA TORRES Jessica Alicia														
21	MORENO GOMEZ Diana Elena														
Bench/Team															
Totals		15/41	37	7/27	3/9	2/2		1/1	2/2	3	8				

No.	Name	Saves							
		S/S	%	6m	Wing	9m	7m	FB	BT
16	SOSA GARCIA Marlene	6/33	18	2/16	1/7	2/3	0/1	1/6	
18	PARRA TORRES Jessica Alicia	5/16	31	0/2	3/6	1/1	1/3	0/2	0/2
Totals		11/49	22	2/18	4/13	3/4	1/4	1/8	0/2

1st Half	
PIEADA D.	1 (3) 0
PIEADA D.	2 (4) 0
SANTOS A.	3 (6) 0
	3 (8) 1
SANTOS A.	4 (9) 1
MESQUITA I.	5 (11) 1
PIEADA D.	6 (12) 1
GRIPA F.	7 (13) 1
PIEADA D.	8 (14) 1
MESQUITA I.	9 (15) 1
PIEADA D.	10 (17) 1
NASCIMENTO A.	11 (18) 1
	11 (19) 2
SILVA L.	12 (20) 2
NASCIMENTO A.	13 (21) 2
JACQUES V.	14 (24) 2
	14 (25) 3
ESQUIVEL GARDUNO B.	15 (25) 3
ROSAS A.	16 (26) 3
ROSAS A.	16 (26) 3
	16 (26) 4
ESQUIVEL GARDUNO B.	17 (27) 4
AMORIM E.	17 (27) 4
ROSAS A.	18 (28) 4
JACQUES V.	19 (29) 4
DINIZ F.	20 (30) 4
ROSAS A.	21 (30) 4

2nd Half	
FIGUEIREDO M.	22 (1) 4
JACQUES V.	23 (2) 4
ROSA J.	24 (4) 4
ROSAS A.	25 (5) 4
	25 (7) 5
FLORES LOPEZ A.	26 (8) 5
DINIZ F.	27 (9) 5
AMORIM E.	27 (9) 5
ROSA J.	28 (9) 5
JACQUES V.	29 (11) 5
	29 (14) 6
GARCIA CASTILLO A.	30 (15) 6
ROSA J.	30 (15) 7
SIFUENTES HERNANDEZ S.	30 (17) 8
GARCIA CASTILLO A.	30 (17) 8
ROSA J.	31 (18) 8
ESQUIVEL GARDUNO B.	31 (18) 9
ROSA J.	32 (19) 9
SIFUENTES HERNANDEZ S.	32 (19) 10
ROSA J.	33 (21) 10
MESQUITA I.	34 (22) 10
SIFUENTES HERNANDEZ S.	34 (23) 11
PIEADA D.	35 (24) 11
	35 (24) 12
SAAVEDRA LUGO G.	35 (26) 12
SIFUENTES HERNANDEZ S.	35 (26) 13
SIFUENTES HERNANDEZ S.	35 (26) 14
FIGUEIREDO M.	36 (27) 14
SANTOS A.	37 (27) 14
MESQUITA I.	38 (29) 14
	38 (30) 15
ESQUIVEL GARDUNO B.	

LEGEND									
G/S	Goals / Shots	6m	6-metre Shots	Wing	Wing Shots	EX	Exclusions	BT	Breakthroughs
S/S	Saves / Shots	7m	7-metre Shots	YC	Yellow Cards	2Min	2 Minute Suspensions	FB	Fast Breaks
%	Efficiency	9m	9-metre Shots	RC	Red Cards	+	2 Minute + 2 Minute Suspensions		

Match Team Statistics

Estadística del equipo por partido / Estatística da Equipe na partida

CORRECTED

BRA 38 - 15 MEX

(21 - 4) (17 - 11)

Referee: ADJEMIAN T. (ARG) / GOTZ M. (ARG)

BRA - Brazil

Players		Shots								Offence		Defence		Penalties			TP	
No.	Name	G/S	%	6m	Wing	9m	7m	FB	BT	AS	TF	ST	BS	YC	2Min	RC		EX
1	MASSON Chana									3								35:40
2	DINIZ Fabiana	2/3	67	1/1		0/1			1/1	3	2	1						24:10
3	NASCIMENTO Alexandra	2/4	50	1/2	1/2					2								38:15
4	GRIPA Fabiana	1/3	33		1/2	0/1				1	3	1						35:00
6	PIEIDADE Daniela	6/6	100	3/3	2/2			1/1			1	1		1	2			27:00
9	FIGUEIREDO Millene	2/3	67	1/1	1/2					4	1							24:59
10	ROSAS Aline	5/7	71	1/1	1/1		1/2	2/3		3		2						25:01
11	JACQUES Viviane	4/7	57		1/4			3/3			1							22:35
13	SILVA Lucila	1/2	50	1/1	0/1					1				1				27:53
14	ROSA Juceli	6/7	86	4/5	1/1			1/1							1			15:06
16	de PAULA Darly																	24:20
17	MESQUITA Idalina	4/5	80	2/2	1/1	0/1	1/1				2	1						32:47
19	SANTOS Aline	3/3	100	1/1		1/1	1/1			4	1		1	1				25:45
20	AMORIM Eduarda	2/4	50	1/1			0/2		1/1	4	1				1			29:28
	Bench/Team																	
	Totals	38/54	70	16/18	9/16	1/4	3/6	7/8	2/2	25	12	6	1	3	4			

Goalkeepers		Total Shots		6m Shots		Wing Shots		9m Shots		7m Shots		Fast Breaks		Breakthroughs	
No.	Name	S/S	%	S/S	%	S/S	%	S/S	%	S/S	%	S/S	%	S/S	%
1	MASSON Chana	10/18	56	8/11	73	2/4	50	0/2	0			0/1	0		
16	de PAULA Darly	4/11	36	3/7	43	1/2	50							0/2	0
	Totals	14/29	48	11/18	61	3/6	50	0/2	0			0/1	0	0/2	0

Team Shots	Goals	Saves	Missed	Post	Blocked	Total	%
6m Shots	16	2				18	89
Wing Shots	9	4		3		16	56
9m Shots	1	3				4	25
7m Shots	3	1	1	1	n/a	6	50
Fast Breaks	7	1				8	88
Breakthroughs	2					2	100
Totals	38	11	1	4		54	70

Number of Attacks: 63, Scoring Efficiency: 60%

Match Team Statistics

Estadística del equipo por partido / Estatística da Equipe na partida

CORRECTED

BRA 38 - 15 MEX

(21 - 4) (17 - 11)

Referee: ADJEMIAN T. (ARG) / GOTZ M. (ARG)

BRA - Brazil

Shots Distribution

Players

Goals / Shots

2 DINIZ F.	3 NASCIMENTO A.	4 GRIPA F.	6 PIEDADE D.	9 FIGUEIREDO M.	10 ROSAS A.	11 JACQUES V.
1/1	0/1	1/1	2/2	1/1	1/1	0/1
0/1	1/1	0/2	1/1	1/1	2/2	2/2
1/1	1/1		1/1		1/1	1/1
	1-Post			1-Post	1-Missed	1-Post
13 SILVA L.	14 ROSA J.	17 MESQUITA I.	19 SANTOS A.	20 AMORIM E.		
0/1	1/1	2/2	1/1			
	0/1	1/1				1/1
1/1		1/1	1/1			1/2
					1-Post	

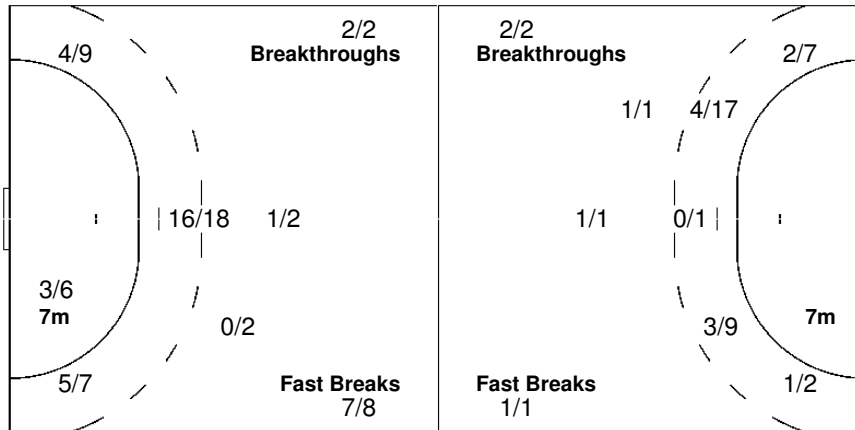
Team

Goals / Shots

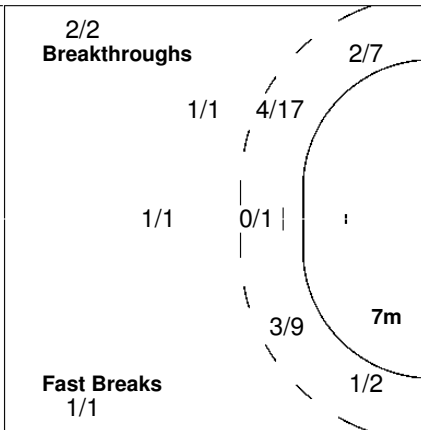
1/3	4/4	6/7
10/11	4/6	1/1
4/7	1/1	7/8

1-Missed 4-Post

Offence



Defence



Goalkeepers

Saves / Shots

	1/1	6/12
		4/5
0/2	0/3	0/3

1 MASSON C.

	1/1	6/10
		2/2
0/1	0/1	0/2

16 DE PAULA D.

		0/2
		2/3
0/1	0/2	0/1

Match Team Statistics

Estadística del equipo por partido / Estatística da Equipe na partida

CORRECTED

BRA 38 - 15 MEX

(21 - 4) (17 - 11)

Referee: ADJEMIAN T. (ARG) / GOTZ M. (ARG)

MEX - Mexico

Players		Shots								Offence		Defence		Penalties			TP	
No.	Name	G/S	%	6m	Wing	9m	7m	FB	BT	AS	TF	ST	BS	YC	2Min	RC		EX
2	GARCIA MORALES Yesselly Alexandra	0/2	0	0/1	0/1						3				1			18:08
3	AGUIAR GUERRERO Carolina										1							15:12
4	RAMIREZ CHAVEZ Brenda Gabriela										1					2		22:58
5	SERNA HERRERA Yuria Yunuen	0/3	0	0/3							1			1	1			30:28
6	SAAVEDRA LUGO Guadalupe Elizabeth	1/4	25	1/4							1							9:38
7	GARCIA CASTILLO Adriana	2/5	40		1/4				1/1									55:22
8	SIFUENTES HERNANDEZ Selene Anabel	7/12	58	4/9	1/1	1/1			1/1	3	10	1		1	1			42:19
10	GUTIERREZ LINARES Herenia										1			1	2			29:20
11	FLORES LOPEZ Adriana	1/5	20	1/5						1	3				1			26:35
13	ESQUIVEL GARDUNO Berenice Emma	4/10	40	1/5	1/3	1/1		1/1			5							54:05
14	FLORES TOVAR Blanca Margarita										1		1					3:54
16	SOSA GARCIA Marlene																	43:37
18	PARRA TORRES Jessica Alicia																	16:23
21	MORENO GOMEZ Diana Elena										1							7:09
Bench/Team																		
Totals		15/41	37	7/27	3/9	2/2		1/1	2/2	4	28	1	1	3	8			

Goalkeepers		Total Shots		6m Shots		Wing Shots		9m Shots		7m Shots		Fast Breaks		Breakthroughs	
No.	Name	S/S	%	S/S	%	S/S	%	S/S	%	S/S	%	S/S	%	S/S	%
16	SOSA GARCIA Marlene	6/33	18	2/16	13	1/7	14	2/3	67	0/1	0	1/6	17		
18	PARRA TORRES Jessica Alicia	5/16	31	0/2	0	3/6	50	1/1	100	1/3	33	0/2	0	0/2	0
Totals		11/49	22	2/18	11	4/13	31	3/4	75	1/4	25	1/8	13	0/2	0

Team Shots	Goals	Saves	Missed	Post	Blocked	Total	%
6m Shots	7	11	3	5	1	27	26
Wing Shots	3	3	1	2		9	33
9m Shots	2					2	100
7m Shots					n/a		
Fast Breaks	1					1	100
Breakthroughs	2					2	100
Totals	15	14	4	7	1	41	37

Number of Attacks: 62, Scoring Efficiency: 24%

Match Team Statistics

Estadística del equipo por partido / Estatística da Equipe na partida

CORRECTED

BRA 38 - 15 MEX

(21 - 4) (17 - 11)

Referee: ADJEMIAN T. (ARG) / GOTZ M. (ARG)

MEX - Mexico

Shots Distribution

Players

Goals / Shots

2 GARCIA MORALES Y.	3 AGUIAR GUERRERO C.	4 RAMIREZ CHAVEZ B.	5 SERNA HERRERA Y.	6 SAAVEDRA LUGO G.	7 GARCIA CASTILLO A.	8 SIFUENTES HERNANDEZ S.
0/1			0/2	1/3	0/1	3/3
						1/2
					1/1 1/1	1/1 2/2
1-Missed			1-Missed	1-Post	1-Post	1-Missed 2-Post
10 GUTIERREZ LINARES H.	11 FLORES LOPEZ A.	13 ESQUIVEL GARDUNO B.	14 FLORES TOVAR B.	21 MORENO GOMEZ D.		
	1/1	1/2				
	0/2	0/1				
		2/2 1/1				
1-Missed	1-Blocked	3-Post				

Team

Offence

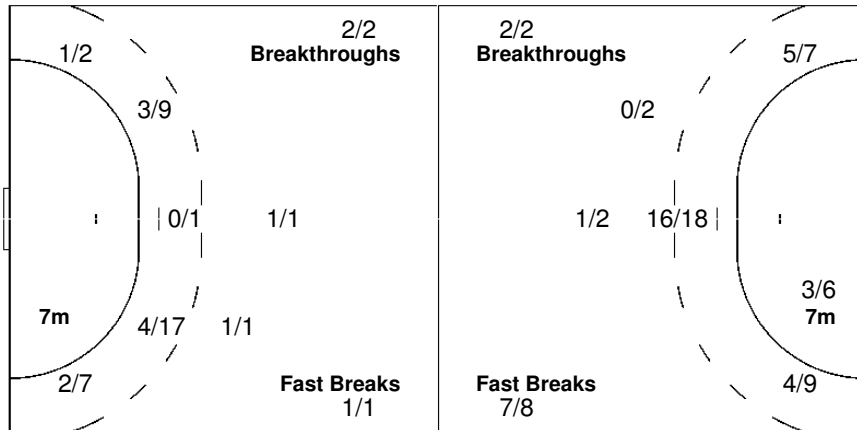
Defence

Goalkeepers

Goals / Shots

Saves / Shots

	0/1	6/12
		1/5
2/2	3/3	3/3
4-Missed	7-Post	1-Blocked



2/3	0/4	1/7
1/11	2/6	0/1
3/7	0/1	1/8

16 SOSA GARCIA M.

1/2	0/2	1/3
0/9	1/5	0/1
2/5	0/1	0/4

18 PARRA TORRES J.

1/1	0/2	0/4
1/2	1/1	
1/2		1/4

LEGEND

G/S Goals / Shots	% Efficiency	6m 6-metre Shots	7m 7-metre Shots	9m 9-metre Shots
S/S Saves / Shots	Wing Wing Shots	FB Fast Breaks	BT Breakthroughs	EX Exclusions
AS Assists	TF Technical Faults	ST Steals	BS Blocked Shots	TP Time Played
YC Yellow Cards	RC Red Cards	n/a not applicable	2Min 2 Minute Suspensions	
+ 2 Minute + 2 Minute Suspensions				

Results

Resultados / Resultados

CORRECTED

CUB 38 - 25 CAN

(17 - 11) (21 - 14)

Referee: VALDOVINOS L. (MEX) / ENRIQUE P. (PUR)

RUNNING SCORE

CUB - CAN

CUB - Cuba

Players		Shots								Penalties			
No.	Name	G/S	%	6m	Wing	9m	7m	FB	BT	YC	2Min	RC	EX
1	SARDINAS RIVERO Maydelis										1		
2	MURILLO VICET Virgen	2/3	67	1/1	1/2								
3	MARTINEZ DUANY Ayling	5/5	100	2/2	2/2	1/1					1		
4	TURRO BELTRON Yasnay	2/7	29	0/2	1/4			1/1					
5	DURAN MORENS Arassay	5/7	71			3/5	1/1		1/1				
6	CUESTA ZULUETA Ariagne	3/4	75	1/1		0/1		2/2					
7	GOMEZ HERNANDEZ Suleiky	11/17	65			5/9	4/4	1/2	1/2	1	1		
8	DESPAIGNE ROSALES Aida												
9	LUSSON MIRANDA Lisandra	4/7	57			3/6		1/1					
10	MEDEROS CASTILLO Neivys	2/2	100		1/1			1/1					
11	MARTI POMPA Yohania												
12	VIZCAY MEDINA Caridad												
13	VALDEZ AGRAMONTE Imara												
15	VALERA ABREU Nadezza	4/6	67	1/1		0/1			3/4	1	1		
Bench/Team													
Totals		38/58	66	5/7	5/9	12/23	5/5	6/7	5/7	2	5		

Goalkeepers		Saves							
No.	Name	S/S	%	6m	Wing	9m	7m	FB	BT
1	SARDINAS RIVERO Maydelis	5/18	28	2/6	2/6	1/3	0/2	0/1	
12	VIZCAY MEDINA Caridad	9/21	43	6/10		3/8		0/1	0/2
Totals		14/39	36	8/16	2/6	4/11	0/2	0/2	0/2

CAN - Canada

Players		Shots								Penalties			
No.	Name	G/S	%	6m	Wing	9m	7m	FB	BT	YC	2Min	RC	EX
1	SAURIOL-JOLY Emilie												
2	GIRARD Emmanuelle	1/2	50	0/1	1/1								
3	SMART Amber	1/3	33	0/1	0/1			1/1			2		
6	PILON Caroline	6/12	50	2/6		3/5			1/1		1		
7	TAUPIER Marie-Elaine	3/13	23	1/7	0/1	2/5					1		
8	FENTON Kate	1/1	100		1/1								
9	BALTIMORE Alexis	0/1	0	0/1							1		
10	GAGNON Martine	4/9	44	2/7			2/2			1	1		
12	TOUCHETTE Audrey	0/1	0			0/1							
13	BARETTE Kim	0/3	0	0/1		0/2							
14	BELISLE Kim												
18	TRUDEL-CRETE Karine	2/2	100	2/2						1			
19	RAPHAEL Fabienne	6/11	55	1/4	1/1	2/4		1/1	1/1		1		
20	DILALLO Kate	1/1	100		1/1						1		
Bench/Team													
Totals		25/59	42	8/30	4/6	7/17	2/2	2/2	2/2	3	8		

Goalkeepers		Saves							
No.	Name	S/S	%	6m	Wing	9m	7m	FB	BT
1	SAURIOL-JOLY Emilie	3/22	14	1/4	1/2	1/8	0/3	0/2	0/3
12	TOUCHETTE Audrey	3/22	14	0/2	2/6	1/6	0/2	0/4	0/2
Totals		6/44	14	1/6	3/8	2/14	0/5	0/6	0/5

1st Half

GOMEZ HERNANDEZ S.	1 (2) 0
GOMEZ HERNANDEZ S.	2 (4) 0
MARTINEZ DUANY A.	3 (5) 0
	3 (6) 1 PILON C.
	3 (7) 2 RAPHAEL F.
	4 (8) 2
VALERA ABREU N.	5 (8) 2
MARTINEZ DUANY A.	6 (10) 2
GOMEZ HERNANDEZ S.	6 (11) 3
	6 (12) 4 GAGNON M.
	6 (13) 5 RAPHAEL F.
	6 (13) 5 TAUPIER M.
MARTINEZ DUANY A.	7 (15) 5
GOMEZ HERNANDEZ S.	8 (17) 5
CUESTA ZULUETA A.	9 (18) 5
GOMEZ HERNANDEZ S.	10 (18) 5
MURILLO VICET V.	11 (21) 5
CUESTA ZULUETA A.	12 (22) 5
	12 (22) 6 PILON C.
DURAN MORENS A.	13 (23) 6
LUSSON MIRANDA L.	14 (23) 6
	14 (25) 7 PILON C.
MARTINEZ DUANY A.	15 (25) 7
LUSSON MIRANDA L.	16 (26) 7
GOMEZ HERNANDEZ S.	17 (27) 7
	17 (27) 8 TRUDEL-CRETE K.
	17 (28) 9 RAPHAEL F.
	17 (29) 10 GAGNON M.
	17 (30) 11 RAPHAEL F.

2nd Half

	17 (2) 12 TRUDEL-CRETE K.
VALERA ABREU N.	18 (2) 12
TURRO BELTRON Y.	19 (3) 12
TURRO BELTRON Y.	20 (4) 12
	20 (5) 13 SMART A.
GOMEZ HERNANDEZ S.	21 (6) 13
	21 (7) 14 PILON C.
VALERA ABREU N.	22 (7) 14
	22 (9) 15 PILON C.
	22 (10) 16 RAPHAEL F.
	22 (11) 17 TAUPIER M.
	22 (11) 18 DILALLO K.
DURAN MORENS A.	23 (12) 18
	23 (13) 19 TAUPIER M.
GOMEZ HERNANDEZ S.	24 (13) 19
	24 (14) 20 GAGNON M.
VALERA ABREU N.	25 (14) 20
DURAN MORENS A.	26 (15) 20
DURAN MORENS A.	27 (15) 20
DURAN MORENS A.	28 (17) 20
MEDEROS CASTILLO N.	29 (19) 20
GOMEZ HERNANDEZ S.	30 (21) 20
MURILLO VICET V.	31 (22) 20
	31 (22) 21 FENTON K.
MARTINEZ DUANY A.	32 (23) 21
	32 (24) 22 GIRARD E.
GOMEZ HERNANDEZ S.	33 (25) 22
LUSSON MIRANDA L.	34 (26) 22
CUESTA ZULUETA A.	35 (26) 22
MEDEROS CASTILLO N.	36 (27) 22
LUSSON MIRANDA L.	37 (27) 22
	37 (28) 23 RAPHAEL F.
GOMEZ HERNANDEZ S.	38 (28) 23
	38 (29) 24 GAGNON M.
	38 (30) 25 PILON C.

LEGEND

G/S	Goals / Shots	6m	6-metre Shots	Wing	Wing Shots	EX	Exclusions	BT	Breakthroughs
S/S	Saves / Shots	7m	7-metre Shots	YC	Yellow Cards	2Min	2 Minute Suspensions	FB	Fast Breaks
%	Efficiency	9m	9-metre Shots	RC	Red Cards	+	2 Minute + 2 Minute Suspensions		

Match Team Statistics

Estadística del equipo por partido / Estatística da Equipe na partida

CORRECTED

CUB 38 - 25 CAN

(17 - 11) (21 - 14)

Referee: VALDOVINOS L. (MEX) / ENRIQUE P. (PUR)

CUB - Cuba

Players		Shots								Offence		Defence		Penalties			TP		
No.	Name	G/S	%	6m	Wing	9m	7m	FB	BT	AS	TF	ST	BS	YC	2Min	RC		EX	
1	SARDINAS RIVERO Maydelis															1			27:12
2	MURILLO VICET Virgen	2/3	67	1/1	1/2					1									22:13
3	MARTINEZ DUANY Ayling	5/5	100	2/2	2/2	1/1				3	3					1			60:00
4	TURRO BELTRON Yasnay	2/7	29	0/2	1/4			1/1		2	4	2							26:13
5	DURAN MORENS Arassay	5/7	71			3/5	1/1		1/1	6	4	2	4						47:17
6	CUESTA ZULUETA Ariagne	3/4	75	1/1		0/1		2/2		1	2	3							13:56
7	GOMEZ HERNANDEZ Suleiky	11/17	65			5/9	4/4	1/2	1/2	4	2	4		1	1				55:46
8	DESPAIGNE ROSALES Aida																		7:20
9	LUSSON MIRANDA Lisandra	4/7	57			3/6		1/1			2		1						8:50
10	MEDEROS CASTILLO Neivys	2/2	100		1/1			1/1		1	1	1							
11	MARTI POMPA Yohania												1						16:23
12	VIZCAY MEDINA Caridad									2	1								32:48
13	VALDEZ AGRAMONTE Imara															1			2:18
15	VALERA ABREU Nadezza	4/6	67	1/1		0/1			3/4	5	1		4	1	1				46:50
	Bench/Team																		
	Totals	38/58	66	5/7	5/9	12/23	5/5	6/7	5/7	25	20	12	10	2	5				

Goalkeepers		Total Shots		6m Shots		Wing Shots		9m Shots		7m Shots		Fast Breaks		Breakthroughs	
No.	Name	S/S	%	S/S	%	S/S	%	S/S	%	S/S	%	S/S	%	S/S	%
1	SARDINAS RIVERO Maydelis	5/18	28	2/6	33	2/6	33	1/3	33	0/2	0	0/1	0		
12	VIZCAY MEDINA Caridad	9/21	43	6/10	60			3/8	38			0/1	0	0/2	0
	Totals	14/39	36	8/16	50	2/6	33	4/11	36	0/2	0	0/2	0	0/2	0

Team Shots	Goals	Saves	Missed	Post	Blocked	Total	%
6m Shots	5	1		1		7	71
Wing Shots	5	3		1		9	56
9m Shots	12	2	4	5		23	52
7m Shots	5				n/a	5	100
Fast Breaks	6		1			7	86
Breakthroughs	5			2		7	71
Totals	38	6	5	9		58	66

Number of Attacks: 73, Scoring Efficiency: 52%

Match Team Statistics

Estadística del equipo por partido / Estatística da Equipe na partida

CORRECTED

CUB 38 - 25 CAN

(17 - 11) (21 - 14)

Referee: VALDOVINOS L. (MEX) / ENRIQUE P. (PUR)

CUB - Cuba

Shots Distribution

Players

Goals / Shots

2 MURILLO VICET V.	3 MARTINEZ DUANY A.	4 TURRO BELTRON Y.	5 DURAN MORENS A.	6 CUESTA ZULUETA A.	7 GOMEZ HERNANDEZ S.	8 DESPAIGNE ROSALES A.
2/2		0/1			2/2	1/1
		0/1	0/1			4/4
	1/1	1/1	1/1	1/1	1/1	2/2
1-Post		1-Post	1-Missed 1-Post	1-Missed	2-Missed 4-Post	
9 LUSSON MIRANDA L.	10 MEDEROS CASTILLO N.	11 MARTI POMPA Y.	13 VALDEZ AGRAMONTE I.	15 VALERA ABREU N.		
	1/1					
0/1	1/1					
1/1	1/1			1/1	2/2	
1-Missed 1-Post				1-Post		

Team

Offence

Defence

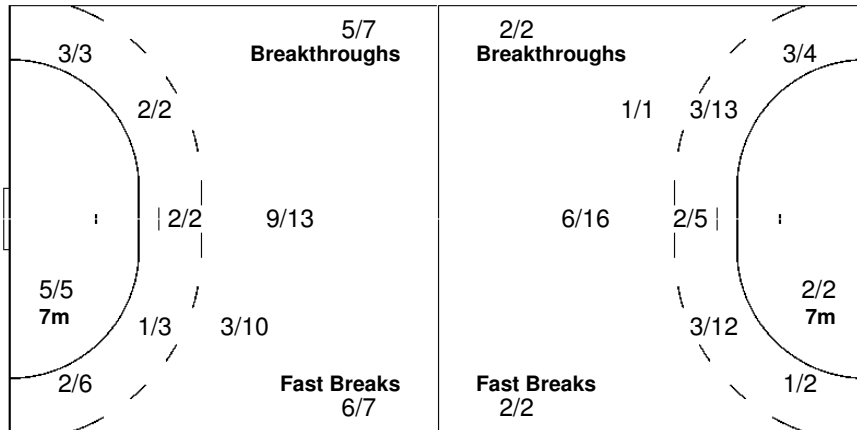
Goalkeepers

Goals / Shots

Saves / Shots

2/3	3/3	3/3
1/2	0/2	8/9
8/8	3/3	10/10

5-Missed 9-Post



1/2	0/2	0/3
3/6		4/5
1/4	1/5	2/10

1 SARDINAS RIVERO M.

	0/1	
2/2		0/1
0/1	0/2	2/10

12 VIZCAY MEDINA C.

1/2	0/1	0/3
1/4		4/4
1/3	1/3	

Match Team Statistics

Estadística del equipo por partido / Estatística da Equipe na partida

CORRECTED

CUB 38 - 25 CAN

(17 - 11) (21 - 14)

Referee: VALDOVINOS L. (MEX) / ENRIQUE P. (PUR)

CAN - Canada

Players		Shots								Offence		Defence		Penalties			TP	
No.	Name	G/S	%	6m	Wing	9m	7m	FB	BT	AS	TF	ST	BS	YC	2Min	RC		EX
1	SAURIOL-JOLY Emilie																	28:58
2	GIRARD Emmanuelle	1/2	50	0/1	1/1					1	1	1						20:37
3	SMART Amber	1/3	33	0/1	0/1			1/1		1	1	1			2			45:00
6	PILON Caroline	6/12	50	2/6		3/5			1/1		6	1	1		1			32:15
7	TAUPIER Marie-Elaine	3/13	23	1/7	0/1	2/5				2	1	1			1			29:06
8	FENTON Kate	1/1	100		1/1						1			1				28:11
9	BALTIMORE Alexis	0/1	0	0/1							2				1			16:26
10	GAGNON Martine	4/9	44	2/7			2/2			6	3			1	1			43:08
12	TOUCHETTE Audrey	0/1	0			0/1												31:02
13	BARETTE Kim	0/3	0	0/1		0/2				4	1	1						7:24
14	BELISLE Kim									2								14:12
18	TRUDEL-CRETE Karine	2/2	100	2/2						1	1			1				29:01
19	RAPHAEL Fabienne	6/11	55	1/4	1/1	2/4		1/1	1/1	3	3	2			1			44:00
20	DILALLO Kate	1/1	100		1/1					2	1				1			28:54
Bench/Team																		
Totals		25/59	42	8/30	4/6	7/17	2/2	2/2	2/2	22	21	7	1	3	8			

Goalkeepers		Total Shots		6m Shots		Wing Shots		9m Shots		7m Shots		Fast Breaks		Breakthroughs	
No.	Name	S/S	%	S/S	%	S/S	%	S/S	%	S/S	%	S/S	%	S/S	%
1	SAURIOL-JOLY Emilie	3/22	14	1/4	25	1/2	50	1/8	13	0/3	0	0/2	0	0/3	0
12	TOUCHETTE Audrey	3/22	14	0/2	0	2/6	33	1/6	17	0/2	0	0/4	0	0/2	0
Totals		6/44	14	1/6	17	3/8	38	2/14	14	0/5	0	0/6	0	0/5	0

Team Shots	Goals	Saves	Missed	Post	Blocked	Total	%
6m Shots	8	8	6	1	7	30	27
Wing Shots	4	2				6	67
9m Shots	7	4	3	1	2	17	41
7m Shots	2				n/a	2	100
Fast Breaks	2					2	100
Breakthroughs	2					2	100
Totals	25	14	9	2	9	59	42

Number of Attacks: 73, Scoring Efficiency: 34%

Match Team Statistics

Estadística del equipo por partido / Estatística da Equipe na partida

CORRECTED

CUB 38 - 25 CAN

(17 - 11) (21 - 14)

Referee: VALDOVINOS L. (MEX) / ENRIQUE P. (PUR)

CAN - Canada

Shots Distribution

Players
Goals / Shots

2 GIRARD E.	3 SMART A.	6 PILON C.	7 TAUPIER M.	8 FENTON K.	9 BALTIMORE A.	10 GAGNON M.
0/1	0/1	1/2	0/1			2/2
	1/1	1/1	1/1			1/1
0/1		1/1	2/3	1/1		1/1

2-Missed 1-Blocked 2-Missed 1-Post 4-Blocked 2-Missed 2-Blocked

13 BARETTE K.	14 BELISLE K.	18 TRUDEL-CRETE K.	19 RAPHAEL F.	20 DILALLO K.
0/1		1/1	2/2	
			1/1	
		1/1	1/2	1/1

2-Blocked 2-Missed 1-Post

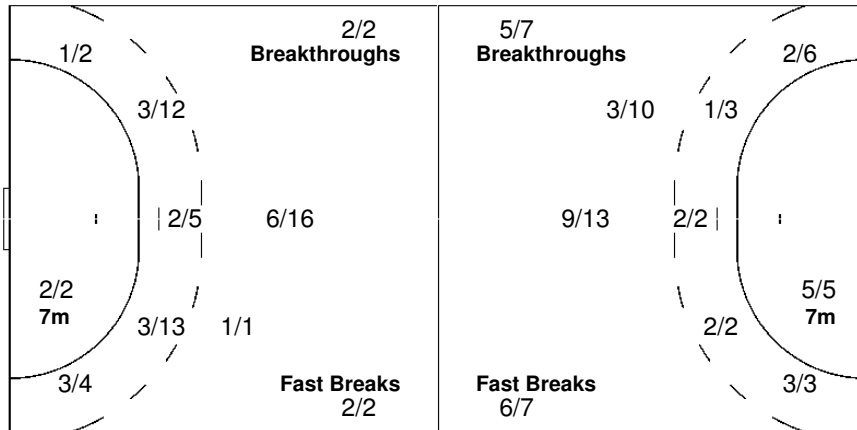
Team

Goals / Shots

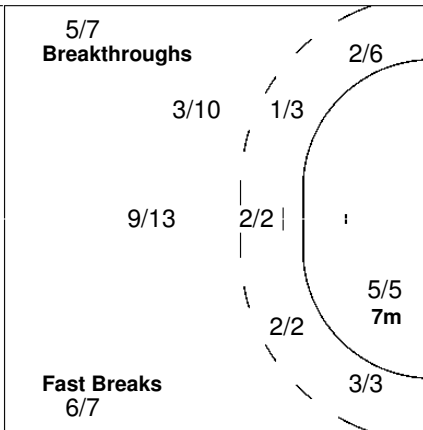
1/2	2/2	3/3
3/6		1/5
3/4	4/5	8/10

9-Missed 2-Post 9-Blocked

Offence



Defence



Goalkeepers

Saves / Shots

1/3	0/3	0/3
1/2	2/2	1/9
0/8	0/3	0/10

1 SAURIOL-JOLY E.

0/1	0/1	0/1
1/1	2/2	0/3
0/6	0/2	0/5

12 TOUCHETTE A.

1/2	0/2	0/2
0/1		1/6
0/2	0/1	0/5

LEGEND

G/S Goals / Shots	% Efficiency	6m 6-metre Shots	7m 7-metre Shots	9m 9-metre Shots
S/S Saves / Shots	Wing Wing Shots	FB Fast Breaks	BT Breakthroughs	EX Exclusions
AS Assists	TF Technical Faults	ST Steals	BS Blocked Shots	TP Time Played
YC Yellow Cards	RC Red Cards	n/a not applicable	2Min 2 Minute Suspensions	
+ 2 Minute + 2 Minute Suspensions				

Results

Resultados / Resultados

BRA 37 - 10 CAN

(21 - 3) (16 - 7)

Referee: PINTO ADASME R. (CHI) / ORTIZ PINTO R. (CHI)

RUNNING SCORE

BRA - CAN

BRA - Brazil

No.	Name	Shots								Penalties				
		G/S	%	6m	Wing	9m	7m	FB	BT	YC	2Min	RC	EX	
1	MASSON Chana													
2	DINIZ Fabiana	5/6	83	4/5				1/1						
3	NASCIMENTO Alexandra	3/3	100		3/3									
4	GRIPA Fabiana	3/4	75	3/3					0/1	1				
5	FACHINELLO CAVALEIRO Deonise	5/8	63			2/5		2/2	1/1					
6	PIE DADE Daniela	5/7	71	2/4				3/3		1				
9	FIGUEIREDO Millene													
10	ROSAS Aline	3/6	50		1/4		2/2							
11	JACQUES Viviane	2/5	40		0/1			2/4						
13	SILVA Lucila	1/1	100						1/1					
14	ROSA Juceli	1/1	100					1/1			2			
16	de PAULA Darly													
17	MESQUITA Idalina	3/5	60		1/2		1/1	1/2						
19	SANTOS Aline	6/7	86			3/4	2/2		1/1	1				
	Bench/Team													
	Totals	37/53	70	9/12	5/10	5/9	5/5	10/13	3/4	3	2			

No.	Name	Saves							
		S/S	%	6m	Wing	9m	7m	FB	BT
1	MASSON Chana								
16	de PAULA Darly	19/29	66	1/1	6/11	11/14	0/1	0/1	1/1
	Totals	19/29	66	1/1	6/11	11/14	0/1	0/1	1/1

CAN - Canada

No.	Name	Shots								Penalties				
		G/S	%	6m	Wing	9m	7m	FB	BT	YC	2Min	RC	EX	
1	SAURIOL-JOLY Emilie													
2	GIRARD Emmanuelle	1/1	100		1/1									
3	SMART Amber	1/4	25	0/1	1/1	0/2					1			
4	NAULT Lynsey													
6	PILON Caroline	1/10	10		0/1	1/9				1	1			
7	TAUPIER Marie-Elaine	2/7	29			1/6		1/1						
8	FENTON Kate	2/5	40		2/5									
9	BALTIMORE Alexis	0/3	0	0/1		0/2								
10	GAGNON Martine	2/4	50		1/2	0/1	1/1							
12	TOUCHETTE Audrey													
14	BELISLE Kim													
18	TRUDEL-CRETE Karine	0/2	0	0/1		0/1				1				
19	RAPHAEL Fabienne	1/6	17		0/1	1/4			0/1	1	1			
20	DILALLO Kate	0/2	0		0/2									
	Bench/Team													
	Totals	10/44	23	0/3	5/13	3/25	1/1	1/1	0/1	3	3			

No.	Name	Saves							
		S/S	%	6m	Wing	9m	7m	FB	BT
1	SAURIOL-JOLY Emilie	4/23	17	1/5	1/2	1/4	0/3	1/6	0/3
12	TOUCHETTE Audrey	6/24	25	2/7	1/5	0/2	0/2	2/7	1/1
	Totals	10/47	21	3/12	2/7	1/6	0/5	3/13	1/4

1st Half	
PIE DADE D.	1 (1) 0
NASCIMENTO A.	2 (2) 0
	2 (2) 1 SMART A.
ROSAS A.	3 (5) 1
FACHINELLO CAVALEIRO D.	4 (7) 1
SANTOS A.	5 (8) 1
SILVA L.	6 (10) 1
FACHINELLO CAVALEIRO D.	7 (11) 1
SANTOS A.	8 (12) 1
PIE DADE D.	9 (12) 1
PIE DADE D.	10 (13) 1
FACHINELLO CAVALEIRO D.	11 (14) 1
PIE DADE D.	12 (14) 1
JACQUES V.	13 (16) 1
JACQUES V.	14 (16) 1
DINIZ F.	15 (20) 1
FACHINELLO CAVALEIRO D.	16 (22) 1
	16 (22) 2 TAUPIER M.
	16 (23) 3 FENTON K.
DINIZ F.	17 (23) 3
GRIPA F.	18 (27) 3
MESQUITA I.	19 (28) 3
DINIZ F.	20 (28) 3
GRIPA F.	21 (30) 3

2nd Half	
MESQUITA I.	22 (3) 3
ROSA J.	23 (5) 3
PIE DADE D.	24 (8) 3
MESQUITA I.	25 (8) 3
	25 (9) 4 PILON C.
	25 (11) 5 GIRARD E.
GRIPA F.	26 (11) 5
	26 (12) 6 GAGNON M.
SANTOS A.	27 (17) 6
NASCIMENTO A.	28 (19) 6
	28 (19) 7 FENTON K.
SANTOS A.	29 (20) 7
SANTOS A.	30 (21) 7
	30 (22) 8 TAUPIER M.
DINIZ F.	31 (22) 8
SANTOS A.	32 (23) 8
NASCIMENTO A.	33 (24) 8
FACHINELLO CAVALEIRO D.	34 (25) 8
DINIZ F.	35 (27) 8
	35 (28) 9 RAPHAEL F.
ROSAS A.	36 (29) 9
	36 (29) 10 GAGNON M.
ROSAS A.	37 (30) 10

LEGEND

G/S	Goals / Shots	6m	6-metre Shots	Wing	Wing Shots	EX	Exclusions	BT	Breakthroughs
S/S	Saves / Shots	7m	7-metre Shots	YC	Yellow Cards	2Min	2 Minute Suspensions	FB	Fast Breaks
%	Efficiency	9m	9-metre Shots	RC	Red Cards	+	2 Minute + 2 Minute Suspensions		

Match Team Statistics

Estadística del equipo por partido / Estatística da Equipe na partida

BRA 37 - 10 CAN

(21 - 3) (16 - 7)

Referee: PINTO ADASME R. (CHI) / ORTIZ PINTO R. (CHI)

BRA - Brazil

Players		Shots								Offence		Defence		Penalties			TP	
No.	Name	G/S	%	6m	Wing	9m	7m	FB	BT	AS	TF	ST	BS	YC	2Min	RC		EX
1	MASSON Chana																	
2	DINIZ Fabiana	5/6	83	4/5				1/1		2	2							23:33
3	NASCIMENTO Alexandra	3/3	100		3/3					1	1	1						28:56
4	GRIPA Fabiana	3/4	75	3/3					0/1		1	1	1	1				25:52
5	FACHINELLO CAVALEIRO Deonise	5/8	63			2/5		2/2	1/1	2	7	2						46:00
6	PIEIDADE Daniela	5/7	71	2/4				3/3		3	1	1		1				30:19
9	FIGUEIREDO Millene									1		1						6:57
10	ROSAS Aline	3/6	50		1/4		2/2			4		2						29:16
11	JACQUES Viviane	2/5	40		0/1			2/4		1	1	4						31:04
13	SILVA Lucila	1/1	100						1/1	7	1		1					22:53
14	ROSA Juceli	1/1	100					1/1				1			2			34:21
16	de PAULA Darly									3								60:00
17	MESQUITA Idalina	3/5	60		1/2		1/1	1/2		1	1							30:44
19	SANTOS Aline	6/7	86			3/4	2/2		1/1	10	2	1	3	1				50:05
	Bench/Team																	
Totals		37/53	70	9/12	5/10	5/9	5/5	10/13	3/4	35	17	14	5	3	2			

Goalkeepers		Total Shots		6m Shots		Wing Shots		9m Shots		7m Shots		Fast Breaks		Breakthroughs	
No.	Name	S/S	%	S/S	%	S/S	%	S/S	%	S/S	%	S/S	%	S/S	%
1	MASSON Chana														
16	de PAULA Darly	19/29	66	1/1	100	6/11	55	11/14	79	0/1	0	0/1	0	1/1	100
Totals		19/29	66	1/1	100	6/11	55	11/14	79	0/1	0	0/1	0	1/1	100

Team Shots	Goals	Saves	Missed	Post	Blocked	Total	%
6m Shots	9	3				12	75
Wing Shots	5	2	1	2		10	50
9m Shots	5	1	3			9	56
7m Shots	5				n/a	5	100
Fast Breaks	10	3				13	77
Breakthroughs	3	1				4	75
Totals	37	10	4	2		53	70

Number of Attacks: 69, Scoring Efficiency: 54%

Match Team Statistics

Estadística del equipo por partido / Estatística da Equipe na partida

BRA 37 - 10 CAN

(21 - 3) (16 - 7)

Referee: PINTO ADASME R. (CHI) / ORTIZ PINTO R. (CHI)

BRA - Brazil

Shots Distribution

Players

Goals / Shots

2 DINIZ F.			3 NASCIMENTO A.			4 GRIPA F.			5 FACHINELLO CAVALEIRO D.			6 PIEDADE D.			9 FIGUEIREDO M.			10 ROSAS A.		
2/2	1/1	1/1	2/2				0/1				2/3		1/1						1/2	1/2
	0/1	1/1									1/1	1/1								1/1
			1/1			2/2	1/1		1/1	1/1		2/3		1/1						
11 JACQUES V.			13 SILVA L.			14 ROSA J.			17 MESQUITA I.			19 SANTOS A.								
						1/1					0/1	1/1	1/1	1/1						
0/2		2/2			1/1				2/2		1/1			1/1						
												1/1		1/1						
1-Missed									1-Post			1-Missed								

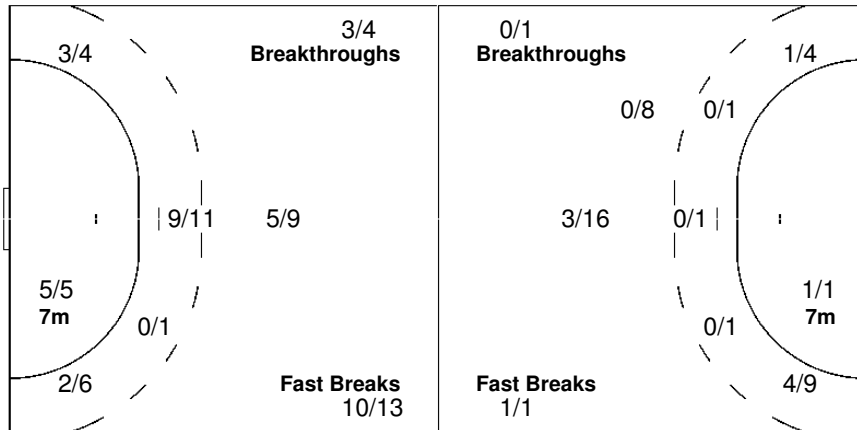
Team

Goals / Shots

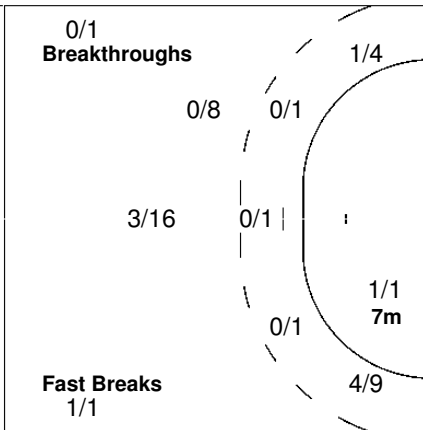
6/6	4/6	5/8
3/5	0/1	7/7
7/8	2/2	3/3

4-Missed 2-Post

Offence



Defence



Goalkeepers

Saves / Shots

0/1	3/3	1/2
1/3	3/3	5/7
1/2	3/3	2/5

1 MASSON C.

16 DE PAULA D.

0/1	3/3	1/2
1/3	3/3	5/7
1/2	3/3	2/5

Match Team Statistics

Estadística del equipo por partido / Estatística da Equipe na partida

BRA 37 - 10 CAN

(21 - 3) (16 - 7)

Referee: PINTO ADASME R. (CHI) / ORTIZ PINTO R. (CHI)

CAN - Canada

Players		Shots								Offence		Defence		Penalties			TP	
No.	Name	G/S	%	6m	Wing	9m	7m	FB	BT	AS	TF	ST	BS	YC	2Min	RC		EX
1	SAURIOL-JOLY Emilie									1	2							26:05
2	GIRARD Emmanuelle	1/1	100		1/1						1	1						27:10
3	SMART Amber	1/4	25	0/1	1/1	0/2					4				1			45:59
4	NAULT Lynsey																	16:26
6	PILON Caroline	1/10	10		0/1	1/9					4			1	1			35:19
7	TAUPIER Marie-Elaine	2/7	29			1/6		1/1			4	1						28:12
8	FENTON Kate	2/5	40		2/5						2							29:22
9	BALTIMORE Alexis	0/3	0	0/1		0/2					3							27:33
10	GAGNON Martine	2/4	50		1/2	0/1	1/1				5	1						37:19
12	TOUCHETTE Audrey										2							33:55
14	BELISLE Kim									1								10:28
18	TRUDEL-CRETE Karine	0/2	0	0/1		0/1					1			1				29:57
19	RAPHAEL Fabienne	1/6	17		0/1	1/4			0/1	1	5			1	1			39:25
20	DILALLO Kate	0/2	0		0/2													32:50
Bench/Team																		
Totals		10/44	23	0/3	5/13	3/25	1/1	1/1	0/1	3	33	3		3	3			

Goalkeepers		Total Shots		6m Shots		Wing Shots		9m Shots		7m Shots		Fast Breaks		Breakthroughs	
No.	Name	S/S	%	S/S	%	S/S	%	S/S	%	S/S	%	S/S	%	S/S	%
1	SAURIOL-JOLY Emilie	4/23	17	1/5	20	1/2	50	1/4	25	0/3	0	1/6	17	0/3	0
12	TOUCHETTE Audrey	6/24	25	2/7	29	1/5	20	0/2	0	0/2	0	2/7	29	1/1	100
Totals		10/47	21	3/12	25	2/7	29	1/6	17	0/5	0	3/13	23	1/4	25

Team Shots	Goals	Saves	Missed	Post	Blocked	Total	%
6m Shots		1	1		1	3	0
Wing Shots	5	6	2			13	38
9m Shots	3	11	5	2	4	25	12
7m Shots	1				n/a	1	100
Fast Breaks	1					1	100
Breakthroughs		1				1	0
Totals	10	19	8	2	5	44	23

Number of Attacks: 69, Scoring Efficiency: 14%



Riocentro - Pavilion 3B
 Riocentro Pabellón 3B
 Riocentro Pavilhão 3B

15 JUL 2007
 13:00

Handball
 Balonmano / Handebol

Women
 Señoras / Senhora

Preliminaries - Group B
 Preliminares - Grupo B / Preliminares - Grupo B

Match No: 05

Match Team Statistics

Estadística del equipo por partido / Estatística da Equipe na partida

BRA 37 - 10 CAN

(21 - 3) (16 - 7)

Referee: PINTO ADASME R. (CHI) / ORTIZ PINTO R. (CHI)

CAN - Canada

Shots Distribution

Players
Goals / Shots

2 GIRARD E.			3 SMART A.			4 NAULT L.			6 PILON C.			7 TAUPIER M.			8 FENTON K.			9 BALTIMORE A.		
		1/1			1/2					0/1		1/1								
					0/1						1/2	1/1		0/1		0/1				
				0/1						0/2							2/3			

3-Missed 1-Post 1-Blocked 2-Missed 2-Blocked 1-Missed 1-Missed 1-Post 1-Blocked

10 GAGNON M.			14 BELISLE K.			18 TRUDEL-CRETE K.			19 RAPHAEL F.			20 DILALLO K.		
													0/2	
1/1		0/1							0/1	0/2	0/1			
1/1		0/1							0/1		1/1			

1-Missed 1-Blocked

Team	Offence	Defence	Goalkeepers																																				
Goals / Shots			Saves / Shots																																				
<table border="1"> <tr><td>1/1</td><td>0/3</td><td>1/2</td></tr> <tr><td>2/3</td><td>0/3</td><td>2/7</td></tr> <tr><td>1/2</td><td>0/3</td><td>3/5</td></tr> </table> <p>8-Missed 2-Post 5-Blocked</p>	1/1	0/3	1/2	2/3	0/3	2/7	1/2	0/3	3/5			<table border="1"> <tr><td>0/6</td><td>2/6</td><td>3/8</td></tr> <tr><td>2/5</td><td>1/1</td><td>0/7</td></tr> <tr><td>1/8</td><td>0/2</td><td>0/3</td></tr> </table> <p>1 SAURIOL-JOLY E.</p> <table border="1"> <tr><td>0/4</td><td>0/2</td><td>2/3</td></tr> <tr><td>1/2</td><td></td><td>0/4</td></tr> <tr><td>1/3</td><td>0/2</td><td>0/3</td></tr> </table> <p>12 TOUCHETTE A.</p> <table border="1"> <tr><td>0/2</td><td>2/4</td><td>1/5</td></tr> <tr><td>1/3</td><td>1/1</td><td>0/3</td></tr> <tr><td>0/5</td><td></td><td></td></tr> </table>	0/6	2/6	3/8	2/5	1/1	0/7	1/8	0/2	0/3	0/4	0/2	2/3	1/2		0/4	1/3	0/2	0/3	0/2	2/4	1/5	1/3	1/1	0/3	0/5		
1/1	0/3	1/2																																					
2/3	0/3	2/7																																					
1/2	0/3	3/5																																					
0/6	2/6	3/8																																					
2/5	1/1	0/7																																					
1/8	0/2	0/3																																					
0/4	0/2	2/3																																					
1/2		0/4																																					
1/3	0/2	0/3																																					
0/2	2/4	1/5																																					
1/3	1/1	0/3																																					
0/5																																							

LEGEND

G/S Goals / Shots	% Efficiency	6m 6-metre Shots	7m 7-metre Shots	9m 9-metre Shots
S/S Saves / Shots	Wing Wing Shots	FB Fast Breaks	BT Breakthroughs	EX Exclusions
AS Assists	TF Technical Faults	ST Steals	BS Blocked Shots	TP Time Played
YC Yellow Cards	RC Red Cards	n/a not applicable	2Min 2 Minute Suspensions	
+ 2 Minute + 2 Minute Suspensions				



Results

Resultados / Resultados

CUB 31 - 15 MEX

(14 - 8) (17 - 7)

Referee: AIRES MENEZES N. (BRA) / PINTO R. (BRA)

RUNNING SCORE

CUB - MEX

CUB - Cuba

Players		Shots								Penalties			
No.	Name	G/S	%	6m	Wing	9m	7m	FB	BT	YC	2Min	RC	EX
1	SARDINAS RIVERO Maydelis												
2	MURILLO VICET Virgen	1/3	33	0/2				1/1		1			
3	MARTINEZ DUANY Ayling	4/7	57		1/4			3/3					
4	TURRO BELTRON Yasnay	6/7	86		2/2			4/5					
5	DURAN MORENS Arassay	6/8	75	0/1		1/1	4/4	0/1	1/1				
6	CUESTA ZULUETA Ariagne	3/3	100	1/1				2/2					
7	GOMEZ HERNANDEZ Suleiky	3/5	60	1/1		1/3			1/1	1	1		
8	DESPAIGNE ROSALES Aida	1/1	100			1/1					1		
9	LUSSON MIRANDA Lisandra	1/2	50			1/1	0/1			1			
10	MEDEROS CASTILLO Neivys	0/2	0	0/1				0/1					
11	MARTI POMPA Yohania												
13	VALDEZ AGRAMONTE Imara	4/5	80	2/2		0/1		1/1	1/1				
15	VALERA ABREU Nadezza	2/3	67	0/1	1/1				1/1				
16	GUEVARA LLOVERAS Eneleidys												
	Bench/Team												
	Totals	31/46	67	4/9	4/7	4/7	4/5	11/14	4/4	3	2		

Goalkeepers		Saves							
No.	Name	S/S	%	6m	Wing	9m	7m	FB	BT
1	SARDINAS RIVERO Maydelis	8/15	53	6/7	1/2	0/1	1/1	0/1	0/3
16	GUEVARA LLOVERAS Eneleidys	7/15	47	6/6	1/5	0/1	0/1	0/1	0/1
	Totals	15/30	50	12/13	2/7	0/2	1/2	0/2	0/4

MEX - Mexico

Players		Shots								Penalties			
No.	Name	G/S	%	6m	Wing	9m	7m	FB	BT	YC	2Min	RC	EX
2	GARCIA MORALES Yesselly Alexandra	3/4	75	1/1	1/1		1/2						
3	AGUIAR GUERRERO Carolina	0/2	0		0/2								
4	RAMIREZ CHAVEZ Brenda Gabriela												
5	SERNA HERRERA Yuria Yunuen	1/4	25	0/2		0/1			1/1	1	1		
6	SAAVEDRA LUGO Guadalupe Elizabeth	0/1	0	0/1									
7	GARCIA CASTILLO Adriana	2/2	100		1/1			1/1					
8	SIFUENTES HERNANDEZ Selene Anabel	3/9	33	0/6	1/1				2/2	1	1		
9	ESQUIVEL GARDUNO Virginia	2/3	67	0/1	1/1			1/1					
10	GUTIERREZ LINARES Herenia	2/4	50	0/1	1/1	0/1			1/1				
11	FLORES LOPEZ Adriana	0/1	0	0/1									
13	ESQUIVEL GARDUNO Berenice Emma	2/4	50	0/1		2/3				1			
14	FLORES TOVAR Blanca Margarita	0/2	0	0/2							1		
16	SOSA GARCIA Marlene												
18	PARRA TORRES Jessica Alicia												
	Bench/Team												
	Totals	15/36	42	1/16	5/7	2/5	1/2	2/2	4/4	3	5		

Goalkeepers		Saves							
No.	Name	S/S	%	6m	Wing	9m	7m	FB	BT
16	SOSA GARCIA Marlene	6/33	18	3/7	1/5	1/4	0/1	1/12	0/4
18	PARRA TORRES Jessica Alicia	1/5	20			0/1	1/4		
	Totals	7/38	18	3/7	1/5	1/5	1/5	1/12	0/4

1st Half

0 (3) 1	GARCIA CASTILLO A.
0 (3) 2	GARCIA CASTILLO A.
1 (5) 2	CUESTA ZULUETA A.
2 (6) 2	MURILLO VICET V.
2 (7) 3	GARCIA MORALES Y.
2 (8) 4	SIFUENTES HERNANDEZ S.
2 (10) 5	ESQUIVEL GARDUNO B.
3 (10) 5	DURAN MORENS A.
4 (11) 5	MARTINEZ DUANY A.
5 (11) 5	MARTINEZ DUANY A.
6 (16) 5	CUESTA ZULUETA A.
7 (17) 5	MARTINEZ DUANY A.
8 (18) 5	DURAN MORENS A.
8 (23) 6	SIFUENTES HERNANDEZ S.
9 (23) 6	DURAN MORENS A.
9 (24) 7	GARCIA MORALES Y.
10 (24) 7	CUESTA ZULUETA A.
11 (25) 7	MARTINEZ DUANY A.
11 (26) 8	GUTIERREZ LINARES H.
12 (26) 8	GOMEZ HERNANDEZ S.
13 (29) 8	VALERA ABREU N.
14 (30) 8	GOMEZ HERNANDEZ S.

2nd Half

15 (1) 8	VALERA ABREU N.
16 (2) 8	VALDEZ AGRAMONTE I.
17 (4) 8	TURRO BELTRON Y.
18 (5) 8	TURRO BELTRON Y.
19 (6) 8	GOMEZ HERNANDEZ S.
19 (8) 9	SIFUENTES HERNANDEZ S.
20 (9) 9	TURRO BELTRON Y.
21 (11) 9	DURAN MORENS A.
22 (13) 9	VALDEZ AGRAMONTE I.
23 (14) 9	DURAN MORENS A.
23 (16) 10	GUTIERREZ LINARES H.
24 (17) 10	DURAN MORENS A.
25 (18) 10	VALDEZ AGRAMONTE I.
25 (19) 11	ESQUIVEL GARDUNO B.
26 (20) 11	VALDEZ AGRAMONTE I.
26 (20) 12	GARCIA MORALES Y.
26 (21) 13	ESQUIVEL GARDUNO V.
27 (22) 13	TURRO BELTRON Y.
27 (26) 14	ESQUIVEL GARDUNO V.
28 (27) 14	LUSSON MIRANDA L.
29 (27) 14	TURRO BELTRON Y.
30 (28) 14	TURRO BELTRON Y.
30 (28) 15	SERNA HERRERA Y.
31 (30) 15	DESPAIGNE ROSALES A.

LEGEND

G/S	Goals / Shots	6m	6-metre Shots	Wing	Wing Shots	EX	Exclusions	BT	Breakthroughs
S/S	Saves / Shots	7m	7-metre Shots	YC	Yellow Cards	2Min	2 Minute Suspensions	FB	Fast Breaks
%	Efficiency	9m	9-metre Shots	RC	Red Cards	+	2 Minute + 2 Minute Suspensions		

Match Team Statistics

Estadística del equipo por partido / Estatística da Equipe na partida

CUB 31 - 15 MEX

(14 - 8) (17 - 7)

Referee: AIRES MENEZES N. (BRA) / PINTO R. (BRA)

CUB - Cuba

Players		Shots								Offence		Defence		Penalties			TP	
No.	Name	G/S	%	6m	Wing	9m	7m	FB	BT	AS	TF	ST	BS	YC	2Min	RC		EX
1	SARDINAS RIVERO Maydelis											1						30:00
2	MURILLO VICET Virgen	1/3	33	0/2				1/1						1				24:51
3	MARTINEZ DUANY Ayling	4/7	57		1/4			3/3			4							52:07
4	TURRO BELTRON Yasnay	6/7	86		2/2			4/5				4						33:06
5	DURAN MORENS Arassay	6/8	75	0/1		1/1	4/4	0/1	1/1	3	7	1						42:47
6	CUESTA ZULUETA Ariagne	3/3	100	1/1				2/2		1	3							26:54
7	GOMEZ HERNANDEZ Suleiky	3/5	60	1/1		1/3			1/1	3	5	1		1	1			43:11
8	DESPAIGNE ROSALES Aida	1/1	100			1/1				1	1				1			16:49
9	LUSSON MIRANDA Lisandra	1/2	50			1/1	0/1			1	4			1				17:13
10	MEDEROS CASTILLO Neivys	0/2	0	0/1				0/1		2								7:53
11	MARTI POMPA Yohania																	16:31
13	VALDEZ AGRAMONTE Imara	4/5	80	2/2		0/1		1/1	1/1	3		4						42:19
15	VALERA ABREU Nadezza	2/3	67	0/1	1/1				1/1	2	1	1						36:19
16	GUEVARA LLOVERAS Eneleidys																	30:00
Bench/Team																		
Totals		31/46	67	4/9	4/7	4/7	4/5	11/14	4/4	16	25	12		3	2			

Goalkeepers		Total Shots		6m Shots		Wing Shots		9m Shots		7m Shots		Fast Breaks		Breakthroughs	
No.	Name	S/S	%	S/S	%	S/S	%	S/S	%	S/S	%	S/S	%	S/S	%
1	SARDINAS RIVERO Maydelis	8/15	53	6/7	86	1/2	50	0/1	0	1/1	100	0/1	0	0/3	0
16	GUEVARA LLOVERAS Eneleidys	7/15	47	6/6	100	1/5	20	0/1	0	0/1	0	0/1	0	0/1	0
Totals		15/30	50	12/13	92	2/7	29	0/2	0	1/2	50	0/2	0	0/4	0

Team Shots	Goals	Saves	Missed	Post	Blocked	Total	%
6m Shots	4	3	1	1		9	44
Wing Shots	4	1	1	1		7	57
9m Shots	4	1	1	1		7	57
7m Shots	4	1			n/a	5	80
Fast Breaks	11	1		2		14	79
Breakthroughs	4					4	100
Totals	31	7	3	5		46	67

Number of Attacks: 69, Scoring Efficiency: 45%

Match Team Statistics

Estadística del equipo por partido / Estatística da Equipe na partida

CUB 31 - 15 MEX

(14 - 8) (17 - 7)

Referee: AIRES MENEZES N. (BRA) / PINTO R. (BRA)

CUB - Cuba

Shots Distribution

Players

Goals / Shots

2 MURILLO VICET V.	3 MARTINEZ DUANY A.	4 TURRO BELTRON Y.	5 DURAN MORENS A.	6 CUESTA ZULUETA A.	7 GOMEZ HERNANDEZ S.	8 DESPAIGNE ROSALES A.
0/1	1/1	1/2 1/1	1/1 0/1	1/1 2/2	1/1 2/2	1/1
1-Post	1-Missed 1-Post		1-Post		1-Missed 1-Post	

9 LUSSON MIRANDA L.	10 MEDEROS CASTILLO N.	11 MARTI POMPA Y.	13 VALDEZ AGRAMONTE I.	15 VALERA ABREU N.
0/1			3/4	1/1 1/1
	1-Missed 1-Post		1/1	

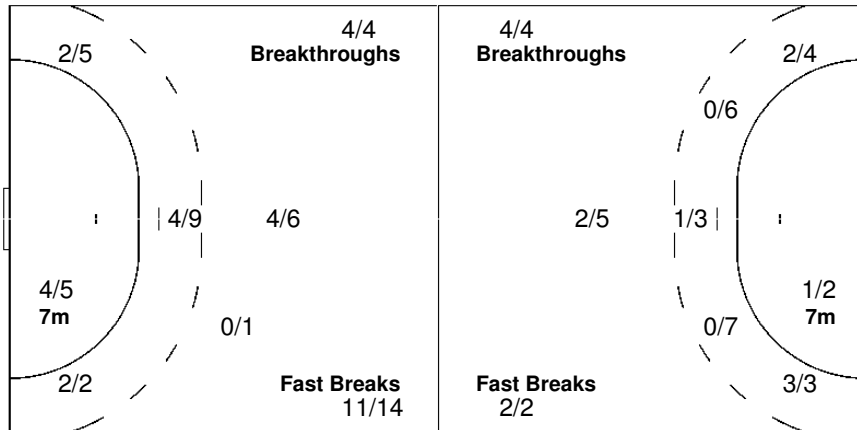
Team

Goals / Shots

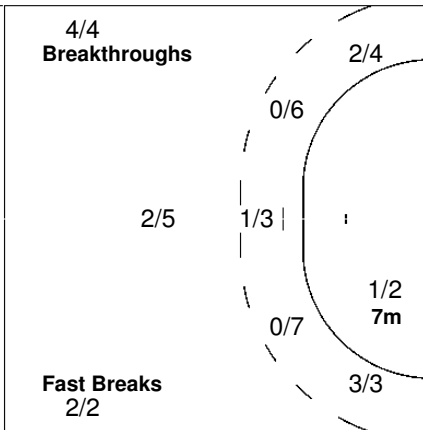
3/3	1/1	2/2
6/9	1/2	5/6
3/3	5/5	5/6

3-Missed 5-Post

Offence



Defence



Goalkeepers

Saves / Shots

	1/3	0/3
6/6	2/2	2/2
2/5	1/2	0/6

1 SARDINAS RIVERO M.

	1/1	0/2
4/4		1/1
1/1	1/2	0/4

16 GUEVARA LLOVERAS E.

	0/2	0/1
2/2	2/2	1/1
1/4		0/2

Match Team Statistics

Estadística del equipo por partido / Estatística da Equipe na partida

CUB 31 - 15 MEX

(14 - 8) (17 - 7)

Referee: AIRES MENEZES N. (BRA) / PINTO R. (BRA)

MEX - Mexico

Players		Shots								Offence		Defence		Penalties			TP	
No.	Name	G/S	%	6m	Wing	9m	7m	FB	BT	AS	TF	ST	BS	YC	2Min	RC		EX
2	GARCIA MORALES Yesselly Alexandra	3/4	75	1/1	1/1		1/2				1							26:27
3	AGUIAR GUERRERO Carolina	0/2	0		0/2						1							27:25
4	RAMIREZ CHAVEZ Brenda Gabriela										1	1				2		51:59
5	SERNA HERRERA Yuria Yunuen	1/4	25	0/2		0/1			1/1	1	5	1		1	1			34:49
6	SAAVEDRA LUGO Guadalupe Elizabeth	0/1	0	0/1														2:45
7	GARCIA CASTILLO Adriana	2/2	100		1/1			1/1			2							32:52
8	SIFUENTES HERNANDEZ Selene Anabel	3/9	33	0/6	1/1				2/2	4	7			1	1			39:29
9	ESQUIVEL GARDUNO Virginia	2/3	67	0/1	1/1			1/1		1	3	1						19:59
10	GUTIERREZ LINARES Herenia	2/4	50	0/1	1/1	0/1			1/1		6							23:32
11	FLORES LOPEZ Adriana	0/1	0	0/1						2	3							33:46
13	ESQUIVEL GARDUNO Berenice Emma	2/4	50	0/1		2/3				1	4			1				44:25
14	FLORES TOVAR Blanca Margarita	0/2	0	0/2						1	3	1				1		22:32
16	SOSA GARCIA Marlene									1								56:36
18	PARRA TORRES Jessica Alicia																	3:24
Bench/Team																		
Totals		15/36	42	1/16	5/7	2/5	1/2	2/2	4/4	11	36	4		3	5			

Goalkeepers		Total Shots		6m Shots		Wing Shots		9m Shots		7m Shots		Fast Breaks		Breakthroughs	
No.	Name	S/S	%	S/S	%	S/S	%	S/S	%	S/S	%	S/S	%	S/S	%
16	SOSA GARCIA Marlene	6/33	18	3/7	43	1/5	20	1/4	25	0/1	0	1/12	8	0/4	0
18	PARRA TORRES Jessica Alicia	1/5	20					0/1	0	1/4	25				
Totals		7/38	18	3/7	43	1/5	20	1/5	20	1/5	20	1/12	8	0/4	0

Team Shots	Goals	Saves	Missed	Post	Blocked	Total	%
6m Shots	1	12	1	1	1	16	6
Wing Shots	5	2				7	71
9m Shots	2		3			5	40
7m Shots	1	1			n/a	2	50
Fast Breaks	2					2	100
Breakthroughs	4					4	100
Totals	15	15	4	1	1	36	42

Number of Attacks: 68, Scoring Efficiency: 22%

Match Team Statistics

Estadística del equipo por partido / Estatística da Equipe na partida

CUB 31 - 15 MEX

(14 - 8) (17 - 7)

Referee: AIRES MENEZES N. (BRA) / PINTO R. (BRA)

MEX - Mexico

Shots Distribution

Players
Goals / Shots

2 GARCIA MORALES Y.			3 AGUIAR GUERRERO C.			4 RAMIREZ CHAVEZ B.			5 SERNA HERRERA Y.			6 SAAVEDRA LUGO G.			7 GARCIA CASTILLO A.			8 SIFUENTES HERNANDEZ S.			
0/1											0/1				2/2			0/1			
1/1	1/1	1/1	0/2								1/1							1/1		2/2	
									1-Missed	1-Post		1-Missed									1-Blocked

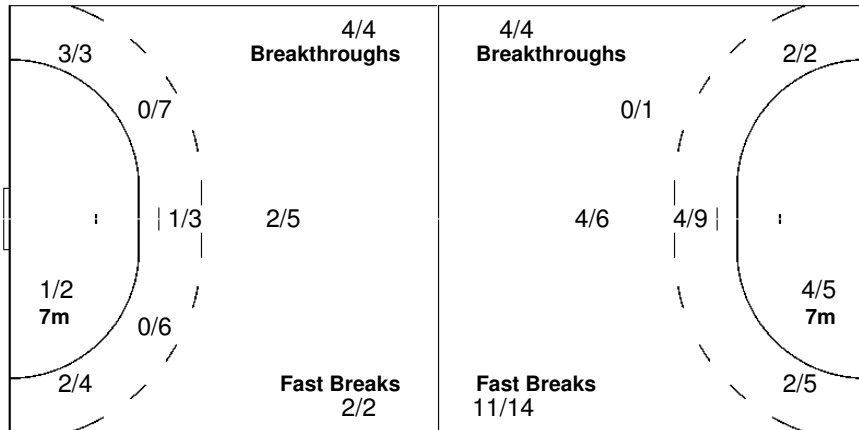
9 ESQUIVEL GARDUNO V.			10 GUTIERREZ LINARES H.			11 FLORES LOPEZ A.			13 ESQUIVEL GARDUNO B.			14 FLORES TOVAR B.		
		1/1									2/2			
		0/1	0/1			0/1						0/1		
		1/1	1/1		1/1								0/1	
			1-Missed						1-Missed					

Team
Goals / Shots

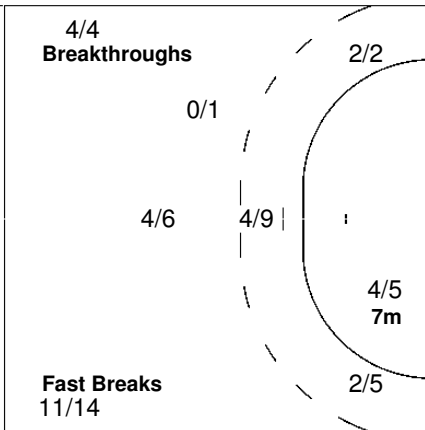
	2/3	3/3
0/6	0/2	0/2
3/5	1/2	6/6

4-Missed 1-Post 1-Blocked

Offence



Defence



Goalkeepers

Saves / Shots

0/3	0/1	0/2
3/9	1/2	1/6
0/3	0/5	1/6

16 SOSA GARCIA M.

0/2	0/1	0/2
2/8	1/2	1/6
0/1	0/5	1/5

18 PARRA TORRES J.

0/1		
1/1		
0/2		0/1

LEGEND							
G/S	Goals / Shots	%	Efficiency	6m	6-metre Shots	7m	7-metre Shots
S/S	Saves / Shots	Wing	Wing Shots	FB	Fast Breaks	BT	Breakthroughs
AS	Assists	TF	Technical Faults	ST	Steals	BS	Blocked Shots
YC	Yellow Cards	RC	Red Cards	n/a	not applicable	2Min	2 Minute Suspensions
+	2 Minute + 2 Minute Suspensions						

Results

Resultados / Resultados

CAN 20 - 23 MEX

(13 - 10) (7 - 13)

Referee: PINTO ADASME R. (CHI) / ORTIZ PINTO R. (CHI)

RUNNING SCORE

CAN - MEX

CAN - Canada

No.	Name	Shots								Penalties				
		G/S	%	6m	Wing	9m	7m	FB	BT	YC	2Min	RC	EX	
1	SAURIOL-JOLY Emilie													
2	GIRARD Emmanuelle	1/1	100					1/1			1			
3	SMART Amber	5/11	45	0/1	2/7			2/2	1/1					
4	NAULT Lynsey													
6	PILON Caroline	1/5	20		0/2	1/3								
7	TAUPIER Marie-Elaine	3/5	60	1/1	1/1	1/3				1				
8	FENTON Kate	0/2	0		0/2									
9	BALTIMORE Alexis													
10	GAGNON Martine	3/6	50		1/2	1/2	1/2							
12	TOUCHETTE Audrey													
13	BARETTE Kim	1/2	50		0/1	1/1					1			
18	TRUDEL-CRETE Karine	1/1	100	1/1						1				
19	RAPHAEL Fabienne	3/3	100			2/2			1/1				1	
20	DILALLO Kate	2/4	50		1/3		1/1							
Bench/Team														
Totals		20/40	50	2/3	5/18	6/11	2/3	3/3	2/2	2	2	1		

No.	Name	Saves							
		S/S	%	6m	Wing	9m	7m	FB	BT
1	SAURIOL-JOLY Emilie	5/12	42	0/1	2/5	2/4	1/2		
12	TOUCHETTE Audrey	6/22	27	1/3	0/3	3/7	1/2		1/7
Totals		11/34	32	1/4	2/8	5/11	2/4		1/7

MEX - Mexico

No.	Name	Shots								Penalties				
		G/S	%	6m	Wing	9m	7m	FB	BT	YC	2Min	RC	EX	
2	GARCIA MORALES Yesselly Alexandra	2/5	40	1/1	0/1	0/1	1/2				1			
3	AGUIAR GUERRERO Carolina													
4	RAMIREZ CHAVEZ Brenda Gabriela	2/4	50	0/2					2/2		1			
5	SERNA HERRERA Yuria Yunuen									1	1			
7	GARCIA CASTILLO Adriana	2/3	67		2/3						1			
8	SIFUENTES HERNANDEZ Selene Anabel	6/9	67			5/8			1/1		1			
9	ESQUIVEL GARDUNO Virginia	1/1	100		1/1									
10	GUTIERREZ LINARES Herenia	1/2	50			1/2				1				
11	FLORES LOPEZ Adriana	2/4	50		2/2	0/2				1				
13	ESQUIVEL GARDUNO Berenice Emma	4/8	50		1/1	0/3			3/4					
14	FLORES TOVAR Blanca Margarita	3/6	50	2/2		0/2	1/2							
16	SOSA GARCIA Marlene													
18	PARRA TORRES Jessica Alicia													
21	MORENO GOMEZ Diana Elena													
Bench/Team														
Totals		23/42	55	3/5	6/8	6/18	2/4		6/7	3	5			

No.	Name	Saves							
		S/S	%	6m	Wing	9m	7m	FB	BT
16	SOSA GARCIA Marlene	2/12	17	0/2	1/4	1/3		0/2	0/1
18	PARRA TORRES Jessica Alicia	7/17	41		6/8	1/5	0/2	0/1	0/1
Totals		9/29	31	0/2	7/12	2/8	0/2	0/3	0/2

1st Half	
RAPHAEL F.	1 (2) 0
DILALLO K.	2 (4) 0
SMART A.	2 (5) 1
SMART A.	3 (6) 1
SMART A.	3 (7) 2
GAGNON M.	4 (9) 2
TRUDEL-CRETE K.	5 (11) 2
SMART A.	6 (12) 2
RAPHAEL F.	7 (12) 2
SMART A.	8 (13) 2
SMART A.	8 (13) 3
ESQUIVEL GARDUNO B.	8 (14) 4
GUTIERREZ LINARES H.	9 (16) 4
PILON C.	9 (17) 5
SIFUENTES HERNANDEZ S.	9 (18) 6
SIFUENTES HERNANDEZ S.	9 (18) 6
TAUPIER M.	10 (20) 6
ESQUIVEL GARDUNO B.	10 (23) 7
FLORES TOVAR B.	10 (24) 8
RAPHAEL F.	11 (25) 8
BARETTE K.	12 (27) 8
BARETTE K.	12 (27) 9
GARCIA CASTILLO A.	12 (28) 10
GARCIA MORALES Y.	12 (28) 10
GAGNON M.	13 (29) 10

2nd Half	
ESQUIVEL GARDUNO V.	13 (2) 11
GARCIA MORALES Y.	13 (2) 12
SMART A.	14 (4) 12
SMART A.	14 (4) 13
SIFUENTES HERNANDEZ S.	14 (4) 13
DILALLO K.	15 (8) 13
TAUPIER M.	16 (8) 13
FLORES TOVAR B.	16 (8) 14
FLORES TOVAR B.	16 (9) 15
RAMIREZ CHAVEZ B.	16 (11) 16
ESQUIVEL GARDUNO B.	16 (11) 16
SIFUENTES HERNANDEZ S.	16 (11) 17
SIFUENTES HERNANDEZ S.	16 (16) 18
FLORES LOPEZ A.	16 (18) 19
FLORES LOPEZ A.	16 (18) 19
GIRARD E.	17 (19) 19
GARCIA CASTILLO A.	17 (20) 20
GARCIA CASTILLO A.	18 (22) 20
SMART A.	18 (22) 20
FLORES TOVAR B.	18 (23) 21
FLORES TOVAR B.	18 (23) 21
TAUPIER M.	19 (25) 21
SIFUENTES HERNANDEZ S.	19 (25) 22
SIFUENTES HERNANDEZ S.	19 (27) 23
SIFUENTES HERNANDEZ S.	19 (27) 23
GAGNON M.	20 (28) 23

LEGEND

G/S	Goals / Shots	6m	6-metre Shots	Wing	Wing Shots	EX	Exclusions	BT	Breakthroughs
S/S	Saves / Shots	7m	7-metre Shots	YC	Yellow Cards	2Min	2 Minute Suspensions	FB	Fast Breaks
%	Efficiency	9m	9-metre Shots	RC	Red Cards	+	2 Minute + 2 Minute Suspensions		

Match Team Statistics

Estadística del equipo por partido / Estatística da Equipe na partida

CAN 20 - 23 MEX

(13 - 10) (7 - 13)

Referee: PINTO ADASME R. (CHI) / ORTIZ PINTO R. (CHI)

CAN - Canada

Players		Shots								Offence		Defence		Penalties			TP	
No.	Name	G/S	%	6m	Wing	9m	7m	FB	BT	AS	TF	ST	BS	YC	2Min	RC		EX
1	SAURIOL-JOLY Emilie										1							17:57
2	GIRARD Emmanuelle	1/1	100					1/1		1	3				1			31:35
3	SMART Amber	5/11	45	0/1	2/7			2/2	1/1	1	5	1						57:31
4	NAULT Lynsey																	1:46
6	PILON Caroline	1/5	20		0/2	1/3				6	5		1					35:25
7	TAUPIER Marie-Elaine	3/5	60	1/1	1/1	1/3					2			1				28:12
8	FENTON Kate	0/2	0		0/2						1							6:08
9	BALTIMORE Alexis										1	1						29:17
10	GAGNON Martine	3/6	50		1/2	1/2	1/2			2	1	1						55:47
12	TOUCHETTE Audrey																	42:03
13	BARETTE Kim	1/2	50		0/1	1/1					2					1		10:53
18	TRUDEL-CRETE Karine	1/1	100	1/1						3				1				53:05
19	RAPHAEL Fabienne	3/3	100			2/2			1/1	2	2						1	21:56
20	DILALLO Kate	2/4	50		1/3		1/1			1	1	1						28:25
Bench/Team																		
Totals		20/40	50	2/3	5/18	6/11	2/3	3/3	2/2	16	24	4	1	2	2	1		

Goalkeepers		Total Shots		6m Shots		Wing Shots		9m Shots		7m Shots		Fast Breaks		Breakthroughs	
No.	Name	S/S	%	S/S	%	S/S	%	S/S	%	S/S	%	S/S	%	S/S	%
1	SAURIOL-JOLY Emilie	5/12	42	0/1	0	2/5	40	2/4	50	1/2	50				
12	TOUCHETTE Audrey	6/22	27	1/3	33	0/3	0	3/7	43	1/2	50			1/7	14
Totals		11/34	32	1/4	25	2/8	25	5/11	45	2/4	50			1/7	14

Team Shots	Goals	Saves	Missed	Post	Blocked	Total	%
6m Shots	2			1		3	67
Wing Shots	5	7	2	3		18	28
9m Shots	6	2	2	1		11	55
7m Shots	2		1		n/a	3	67
Fast Breaks	3					3	100
Breakthroughs	2					2	100
Totals	20	9	5	5		40	50

Number of Attacks: 61, Scoring Efficiency: 33%



Riocentro - Pavilion 3B
 Riocentro Pabellón 3B
 Riocentro Pavilhão 3B

17 JUL 2007
 14:00

Handball
 Balonmano / Handebol

Women
 Señoras / Senhora

Preliminaries - Group B
 Preliminares - Grupo B / Preliminares - Grupo B

Match No: 09

Match Team Statistics

Estadística del equipo por partido / Estatística da Equipe na partida

CAN 20 - 23 MEX

(13 - 10) (7 - 13)

Referee: PINTO ADASME R. (CHI) / ORTIZ PINTO R. (CHI)

CAN - Canada

Shots Distribution

Players

Goals / Shots

2 GIRARD E.	3 SMART A.	4 NAULT L.	6 PILON C.	7 TAUPIER M.	8 FENTON K.	9 BALTIMORE A.
1/1	1/1 1/1 0/1			1/2 1/1	0/1	
1/1	1/3 2/2		1/1 0/1	1/1	0/1	
	2-Post		3-Post	1-Missed		
10 GAGNON M.	13 BARETTE K.	18 TRUDEL-CRETE K.	19 RAPHAEL F.	20 DILALLO K.		
2/2 1/1	0/1 1/1		2/2		0/1	
		1/1		1/1	1/1	
3-Missed				1-Missed		

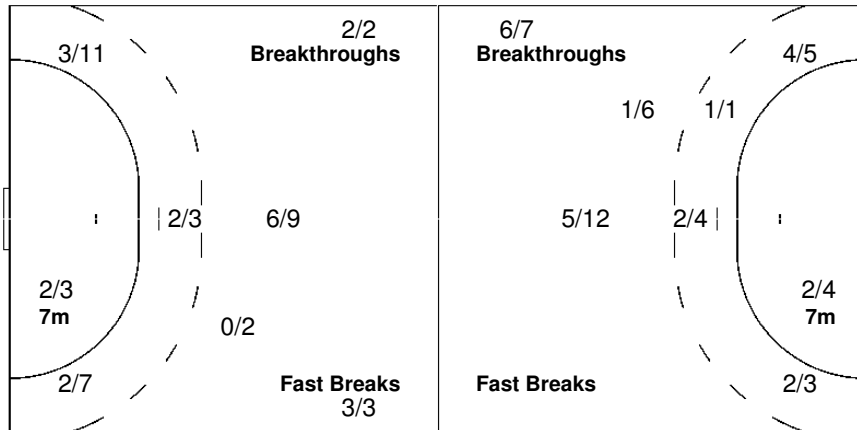
Team

Goals / Shots

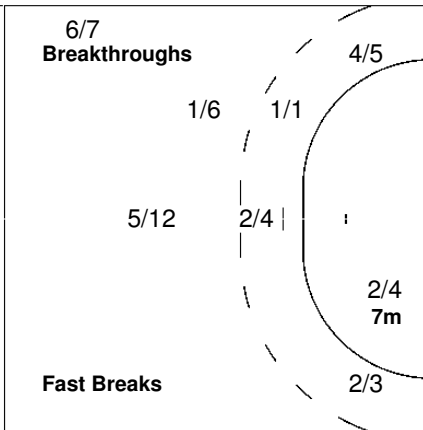
6/8	2/3	2/4
5/8	0/1	5/5

5-Missed 5-Post

Offence



Defence



Goalkeepers

Saves / Shots

3/8	1/1	0/3
1/2		4/7
2/10		0/3

1 SAURIOL-JOLY E.

1/3		0/1
		3/3
1/4		0/1

12 TOUCHETTE A.

2/5	1/1	0/2
1/2		1/4
1/6		0/2

Match Team Statistics

Estadística del equipo por partido / Estatística da Equipe na partida

CAN 20 - 23 MEX

(13 - 10) (7 - 13)

Referee: PINTO ADASME R. (CHI) / ORTIZ PINTO R. (CHI)

MEX - Mexico

Players		Shots								Offence		Defence		Penalties			TP	
No.	Name	G/S	%	6m	Wing	9m	7m	FB	BT	AS	TF	ST	BS	YC	2Min	RC		EX
2	GARCIA MORALES Yesselly Alexandra	2/5	40	1/1	0/1	0/1	1/2			1	2				1			40:33
3	AGUIAR GUERRERO Carolina																	17:40
4	RAMIREZ CHAVEZ Brenda Gabriela	2/4	50	0/2					2/2	2	1	1			1			42:06
5	SERNA HERRERA Yuria Yunuen									1	1	2		1	1			20:22
7	GARCIA CASTILLO Adriana	2/3	67		2/3					3	2	1			1			46:24
8	SIFUENTES HERNANDEZ Selene Anabel	6/9	67			5/8			1/1	6	6	1			1			49:46
9	ESQUIVEL GARDUNO Virginia	1/1	100		1/1						1							11:49
10	GUTIERREZ LINARES Herenia	1/2	50			1/2				1	2	1		1				26:47
11	FLORES LOPEZ Adriana	2/4	50		2/2	0/2					1			1				19:48
13	ESQUIVEL GARDUNO Berenice Emma	4/8	50		1/1	0/3			3/4	4	3	1						30:15
14	FLORES TOVAR Blanca Margarita	3/6	50	2/2		0/2	1/2			1	2	3						35:57
16	SOSA GARCIA Marlene																	22:04
18	PARRA TORRES Jessica Alicia																	37:56
21	MORENO GOMEZ Diana Elena																	18:33
Bench/Team																		
Totals		23/42	55	3/5	6/8	6/18	2/4		6/7	19	21	10		3	5			

Goalkeepers		Total Shots		6m Shots		Wing Shots		9m Shots		7m Shots		Fast Breaks		Breakthroughs	
No.	Name	S/S	%	S/S	%	S/S	%	S/S	%	S/S	%	S/S	%	S/S	%
16	SOSA GARCIA Marlene	2/12	17	0/2	0	1/4	25	1/3	33			0/2	0	0/1	0
18	PARRA TORRES Jessica Alicia	7/17	41			6/8	75	1/5	20	0/2	0	0/1	0	0/1	0
Totals		9/29	31	0/2	0	7/12	58	2/8	25	0/2	0	0/3	0	0/2	0

Team Shots	Goals	Saves	Missed	Post	Blocked	Total	%
6m Shots	3	1	1			5	60
Wing Shots	6	2				8	75
9m Shots	6	5	3	1	3	18	33
7m Shots	2	2			n/a	4	50
Fast Breaks							
Breakthroughs	6	1				7	86
Totals	23	11	4	1	3	42	55

Number of Attacks: 60, Scoring Efficiency: 38%

Match Team Statistics

Estadística del equipo por partido / Estatística da Equipe na partida

CAN 20 - 23 MEX

(13 - 10) (7 - 13)

Referee: PINTO ADASME R. (CHI) / ORTIZ PINTO R. (CHI)

MEX - Mexico

Shots Distribution

Players

Goals / Shots

2 GARCIA MORALES Y.	3 AGUIAR GUERRERO C.	4 RAMIREZ CHAVEZ B.	5 SERNA HERRERA Y.	7 GARCIA CASTILLO A.	8 SIFUENTES HERNANDEZ S.	9 ESQUIVEL GARDUNO V.
1/1		0/1			2/2	
			1/1			1/1
1/2			1/1		0/1	
				0/1		1/1
1-Missed		1-Missed			1-Missed	

10 GUTIERREZ LINARES H.	11 FLORES LOPEZ A.	13 ESQUIVEL GARDUNO B.	14 FLORES TOVAR B.	21 MORENO GOMEZ D.
1/2	2/2	0/1	1/1	
			2/3	
			1/1	
		3/3		0/1
1-Missed	1-Blocked	2-Blocked	1-Post	

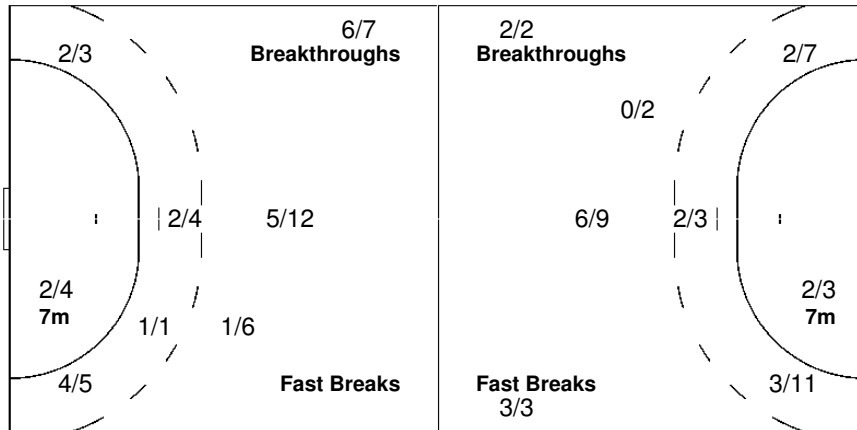
Team

Goals / Shots

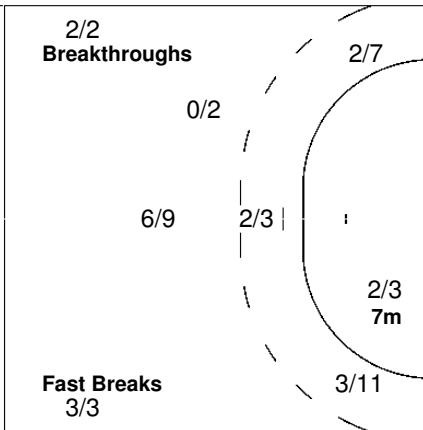
5/8	0/1	3/3
1/2		3/7
8/10		3/3

4-Missed 1-Post 3-Blocked

Offence



Defence



Goalkeepers

Saves / Shots

2/8	1/3	2/4
3/8	1/1	0/5

16 SOSA GARCIA M.

1/3	0/1	
1/4		0/4

18 PARRA TORRES J.

1/5	1/2	2/4
2/4	1/1	0/1

LEGEND							
G/S	Goals / Shots	%	Efficiency	6m	6-metre Shots	7m	7-metre Shots
S/S	Saves / Shots	Wing	Wing Shots	FB	Fast Breaks	BT	Breakthroughs
AS	Assists	TF	Technical Faults	ST	Steals	BS	Blocked Shots
YC	Yellow Cards	RC	Red Cards	n/a	not applicable	2Min	2 Minute Suspensions
+	2 Minute + 2 Minute Suspensions						



Riocentro - Pavilion 3B
 Riocentro Pabellón 3B
 Riocentro Pavilhão 3B

17 JUL 2007
 16:00

Handball
 Balonmano / Handebol

Women
 Señoras / Senhora

Preliminaries - Group B
 Preliminares - Grupo B / Preliminares - Grupo B

Match No: 10

Results

Resultados / Resultados

BRA 32 - 28 CUB

(16 - 14) (16 - 14)

Referee: BORD G. (FRA) / BUY O. (FRA)

RUNNING SCORE

BRA - CUB

BRA - Brazil

No.	Name	Shots							Penalties				
		G/S	%	6m	Wing	9m	7m	FB	BT	YC	2Min	RC	EX
1	MASSON Chana												
2	DINIZ Fabiana												
3	NASCIMENTO Alexandra	3/5	60		2/3	0/1		1/1					
4	GRIPA Fabiana	1/2	50			1/2					1		
5	FACHINELLO CAVALEIRO Deonise	9/12	75	2/2		2/5		3/3	2/2				
6	PIE DADE Daniela	2/3	67	1/2				1/1			2		
10	ROSAS Aline												
11	JACQUES Viviane	0/1	0		0/1								
13	SILVA Lucila	1/1	100	1/1						1	1		
14	ROSA Juceli	2/3	67	2/3						1	1		
16	de PAULA Darly												
17	MESQUITA Idalina	8/11	73		4/5	1/2		2/3	1/1				
19	SANTOS Aline	2/4	50	0/1		2/3					2		
20	AMORIM Eduarda	4/6	67			2/3	1/2	1/1					
Bench/Team													
Totals		32/48	67	6/9	6/9	8/16	1/2	8/9	3/3	2	7		

No.	Name	Saves							
		S/S	%	6m	Wing	9m	7m	FB	BT
1	MASSON Chana	12/30	40	2/4	2/2	4/12	0/3	0/1	4/8
16	de PAULA Darly	5/15	33	2/2	2/5	1/6	0/2		
Totals		17/45	38	4/6	4/7	5/18	0/5	0/1	4/8

CUB - Cuba

No.	Name	Shots							Penalties				
		G/S	%	6m	Wing	9m	7m	FB	BT	YC	2Min	RC	EX
1	SARDINAS RIVERO Maydelis												
2	MURILLO VICET Virgen	1/2	50		0/1			1/1					
3	MARTINEZ DUANY Ayling	3/6	50	1/3					2/3				
4	TURRO BELTRON Yasnay	2/6	33		2/5	0/1							
5	DURAN MORENS Arassay	9/14	64	0/1	0/1	7/9	1/2		1/1		1		
6	CUESTA ZULUETA Ariagne	0/1	0			0/1							
7	GOMEZ HERNANDEZ Suleiky	9/16	56	1/1		4/10	3/3		1/2		1		
8	DESPAIGNE ROSALES Aida												
9	LUSSON MIRANDA Lisandra	2/7	29			2/5			0/2				
10	MEDEROS CASTILLO Neivys	1/2	50	0/1	1/1								
11	MARTI POMPA Yohania									1			
12	VIZCAY MEDINA Caridad												
13	VALDEZ AGRAMONTE Imara	1/1	100				1/1						
15	VALERA ABREU Nadezza	0/3	0		0/1	0/2				1	3	1	
Bench/Team													
Totals		28/58	48	2/6	3/9	13/28	5/6	1/1	4/8	2	5	1	

No.	Name	Saves							
		S/S	%	6m	Wing	9m	7m	FB	BT
1	SARDINAS RIVERO Maydelis	0/6	0	0/2	0/1	0/2		0/1	
12	VIZCAY MEDINA Caridad	7/33	21	2/6	2/7	2/8	0/1	1/8	0/3
Totals		7/39	18	2/8	2/8	2/10	0/1	1/9	0/3

1st Half

FACHINELLO CAVALEIRO D.	1 (1) 0	
PIE DADE D.	2 (2) 0	
	2 (5) 1	DURAN MORENS A.
FACHINELLO CAVALEIRO D.	3 (5) 1	
	3 (6) 2	GOMEZ HERNANDEZ S.
NASCIMENTO A.	4 (7) 2	
	4 (7) 3	MARTINEZ DUANY A.
	4 (8) 4	GOMEZ HERNANDEZ S.
SANTOS A.	5 (8) 4	
NASCIMENTO A.	6 (10) 4	
	6 (10) 5	GOMEZ HERNANDEZ S.
	6 (10) 6	GOMEZ HERNANDEZ S.
SANTOS A.	7 (12) 6	
MESQUITA I.	8 (12) 6	
	8 (13) 7	DURAN MORENS A.
PIE DADE D.	9 (15) 7	
	9 (18) 8	MARTINEZ DUANY A.
	9 (19) 9	DURAN MORENS A.
FACHINELLO CAVALEIRO D.	10 (21) 9	
	10 (21) 10	MEDEROS CASTILLO N.
	10 (22) 11	TURRO BELTRON Y.
ROSA J.	11 (22) 11	
FACHINELLO CAVALEIRO D.	12 (24) 11	
AMORIM E.	13 (25) 11	
	13 (26) 12	LUSSON MIRANDA L.
ROSA J.	14 (27) 12	
AMORIM E.	15 (27) 12	
GRIPA F.	16 (29) 12	
	16 (29) 13	VALDEZ AGRAMONTE I.
	16 (30) 14	LUSSON MIRANDA L.

2nd Half

AMORIM E.	17 (1) 14	
	17 (2) 15	DURAN MORENS A.
FACHINELLO CAVALEIRO D.	18 (4) 15	
	18 (5) 16	DURAN MORENS A.
	18 (6) 17	DURAN MORENS A.
MESQUITA I.	19 (6) 17	
	19 (7) 18	TURRO BELTRON Y.
MESQUITA I.	20 (7) 18	
FACHINELLO CAVALEIRO D.	21 (8) 18	
FACHINELLO CAVALEIRO D.	22 (11) 18	
MESQUITA I.	23 (11) 18	
AMORIM E.	24 (14) 18	
NASCIMENTO A.	25 (15) 18	
MESQUITA I.	26 (16) 18	
	26 (16) 19	DURAN MORENS A.
	26 (17) 20	MURILLO VICET V.
	26 (19) 21	GOMEZ HERNANDEZ S.
MESQUITA I.	27 (20) 21	
	27 (20) 22	GOMEZ HERNANDEZ S.
	27 (22) 23	DURAN MORENS A.
SILVA L.	28 (22) 23	
	28 (23) 24	GOMEZ HERNANDEZ S.
MESQUITA I.	29 (24) 24	
	29 (24) 25	GOMEZ HERNANDEZ S.
	29 (25) 26	MARTINEZ DUANY A.
FACHINELLO CAVALEIRO D.	30 (25) 26	
	30 (26) 27	DURAN MORENS A.
FACHINELLO CAVALEIRO D.	31 (27) 27	
MESQUITA I.	32 (29) 27	
	32 (30) 28	GOMEZ HERNANDEZ S.

LEGEND

G/S	Goals / Shots	6m	6-metre Shots	Wing	Wing Shots	EX	Exclusions	BT	Breakthroughs
S/S	Saves / Shots	7m	7-metre Shots	YC	Yellow Cards	2Min	2 Minute Suspensions	FB	Fast Breaks
%	Efficiency	9m	9-metre Shots	RC	Red Cards	+	2 Minute + 2 Minute Suspensions		

Match Team Statistics

Estadística del equipo por partido / Estatística da Equipe na partida

BRA 32 - 28 CUB

(16 - 14) (16 - 14)

Referee: BORD G. (FRA) / BUY O. (FRA)

BRA - Brazil

Players		Shots								Offence		Defence		Penalties			TP	
No.	Name	G/S	%	6m	Wing	9m	7m	FB	BT	AS	TF	ST	BS	YC	2Min	RC		EX
1	MASSON Chana										1							41:49
2	DINIZ Fabiana																	
3	NASCIMENTO Alexandra	3/5	60		2/3	0/1		1/1		4	1	1						50:13
4	GRIPA Fabiana	1/2	50			1/2				1	1				1			14:35
5	FACHINELLO CAVALEIRO Deonise	9/12	75	2/2		2/5		3/3	2/2	5	2	1						45:39
6	PIEIDADE Daniela	2/3	67	1/2				1/1			1				2			32:07
10	ROSAS Aline									1								7:42
11	JACQUES Viviane	0/1	0		0/1													7:02
13	SILVA Lucila	1/1	100	1/1						5	2	1		1	1			36:12
14	ROSA Juceli	2/3	67	2/3							2			1	1			39:50
16	de PAULA Darly																	18:11
17	MESQUITA Idalina	8/11	73		4/5	1/2		2/3	1/1	2	5	2						51:31
19	SANTOS Aline	2/4	50	0/1		2/3				1	1	1	3		2			38:30
20	AMORIM Eduarda	4/6	67			2/3	1/2	1/1		6	4	1						36:39
	Bench/Team																	
Totals		32/48	67	6/9	6/9	8/16	1/2	8/9	3/3	25	20	7	3	2	7			

Goalkeepers		Total Shots		6m Shots		Wing Shots		9m Shots		7m Shots		Fast Breaks		Breakthroughs	
No.	Name	S/S	%	S/S	%	S/S	%	S/S	%	S/S	%	S/S	%	S/S	%
1	MASSON Chana	12/30	40	2/4	50	2/2	100	4/12	33	0/3	0	0/1	0	4/8	50
16	de PAULA Darly	5/15	33	2/2	100	2/5	40	1/6	17	0/2	0				
Totals		17/45	38	4/6	67	4/7	57	5/18	28	0/5	0	0/1	0	4/8	50

Team Shots	Goals	Saves	Missed	Post	Blocked	Total	%
6m Shots	6	2		1		9	67
Wing Shots	6	2	1			9	67
9m Shots	8	2	3	1	2	16	50
7m Shots	1			1	n/a	2	50
Fast Breaks	8	1				9	89
Breakthroughs	3					3	100
Totals	32	7	4	3	2	48	67

Number of Attacks: 66, Scoring Efficiency: 48%

Match Team Statistics

Estadística del equipo por partido / Estatística da Equipe na partida

BRA 32 - 28 CUB

(16 - 14) (16 - 14)

Referee: BORD G. (FRA) / BUY O. (FRA)

BRA - Brazil

Shots Distribution

Players

Goals / Shots

2 DINIZ F.	3 NASCIMENTO A.	4 GRIPA F.	5 FACHINELLO CAVALEIRO D.	6 PIEDADE D.	10 ROSAS A.	11 JACQUES V.
	1/1 1/1		5/5 1/1	0/1		
		1/1	1/1			0/1
	1/1		1/2 1/1	2/2		

2-Missed

1-Post

1-Missed

1-Blocked

13 SILVA L.	14 ROSA J.	17 MESQUITA I.	19 SANTOS A.	20 AMORIM E.
	1/1	0/1 1/1		1/1 1/1
1/1		1/1		1/1
	1/1	1/2 5/6	0/1 1/1	1/1

1-Post

1-Missed

1-Post 1-Blocked

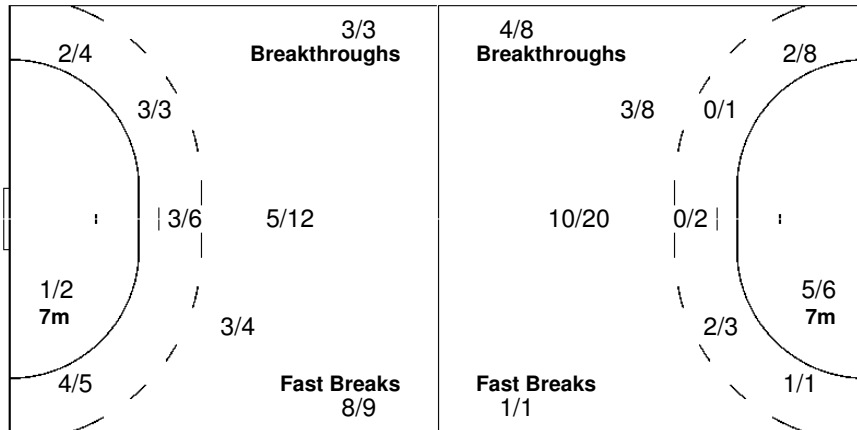
Team

Goals / Shots

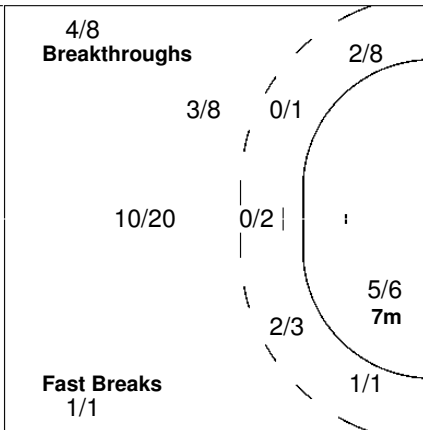
8/10	2/2	4/5
2/2		2/2
6/9		8/9

4-Missed 3-Post 2-Blocked

Offence



Defence



Goalkeepers

Saves / Shots

1/7	5/6	1/3
1/1	4/4	3/6
0/7	1/5	0/5

1 MASSON C.

1/4	4/5	1/2
	3/3	2/4
0/4	1/3	0/5

16 DE PAULA D.

0/3	1/1	0/1
1/1	1/1	1/2
0/3	0/2	

Match Team Statistics

Estadística del equipo por partido / Estatística da Equipe na partida

BRA 32 - 28 CUB

(16 - 14) (16 - 14)

Referee: BORD G. (FRA) / BUY O. (FRA)

CUB - Cuba

Players		Shots								Offence		Defence		Penalties			TP	
No.	Name	G/S	%	6m	Wing	9m	7m	FB	BT	AS	TF	ST	BS	YC	2Min	RC		EX
1	SARDINAS RIVERO Maydelis																	9:15
2	MURILLO VICET Virgen	1/2	50		0/1			1/1										14:10
3	MARTINEZ DUANY Ayling	3/6	50	1/3					2/3	6	2							49:39
4	TURRO BELTRON Yasnay	2/6	33		2/5	0/1				1								42:52
5	DURAN MORENS Arassay	9/14	64	0/1	0/1	7/9	1/2		1/1	5	2				1			59:19
6	CUESTA ZULUETA Ariagne	0/1	0			0/1					2	1						16:42
7	GOMEZ HERNANDEZ Suleiky	9/16	56	1/1		4/10	3/3		1/2	5	4				1			45:52
8	DESPAIGNE ROSALES Aida																	
9	LUSSON MIRANDA Lisandra	2/7	29			2/5			0/2	3	4	3	1					23:49
10	MEDEROS CASTILLO Neivys	1/2	50	0/1	1/1					1	3	1						35:22
11	MARTI POMPA Yohania										1			1				6:27
12	VIZCAY MEDINA Caridad									1								50:45
13	VALDEZ AGRAMONTE Imara	1/1	100				1/1			2	3	1						34:29
15	VALERA ABREU Nadezza	0/3	0		0/1	0/2				1	1			1	3	1		31:19
	Bench/Team																	
	Totals	28/58	48	2/6	3/9	13/28	5/6	1/1	4/8	25	22	6	1	2	5	1		

Goalkeepers		Total Shots		6m Shots		Wing Shots		9m Shots		7m Shots		Fast Breaks		Breakthroughs	
No.	Name	S/S	%	S/S	%	S/S	%	S/S	%	S/S	%	S/S	%	S/S	%
1	SARDINAS RIVERO Maydelis	0/6	0	0/2	0	0/1	0	0/2	0			0/1	0		
12	VIZCAY MEDINA Caridad	7/33	21	2/6	33	2/7	29	2/8	25	0/1	0	1/8	13	0/3	0
	Totals	7/39	18	2/8	25	2/8	25	2/10	20	0/1	0	1/9	11	0/3	0

Team Shots	Goals	Saves	Missed	Post	Blocked	Total	%
6m Shots	2	4				6	33
Wing Shots	3	4	2			9	33
9m Shots	13	5	2	3	4	28	46
7m Shots	5		1		n/a	6	83
Fast Breaks	1					1	100
Breakthroughs	4	4				8	50
Totals	28	17	5	3	4	58	48

Number of Attacks: 65, Scoring Efficiency: 43%

Match Team Statistics

Estadística del equipo por partido / Estatística da Equipe na partida

BRA 32 - 28 CUB

(16 - 14) (16 - 14)

Referee: BORD G. (FRA) / BUY O. (FRA)

CUB - Cuba

Shots Distribution

Players

Goals / Shots

2 MURILLO VICET V.	3 MARTINEZ DUANY A.	4 TURRO BELTRON Y.	5 DURAN MORENS A.	6 CUESTA ZULUETA A.	7 GOMEZ HERNANDEZ S.	8 DESPAIGNE ROSALES A.
0/1	1/1	1/1 0/1	2/2		2/2 0/1 1/1	
	0/1 0/1 0/1		0/1 2/2		0/2 1/2	
1/1	1/1 1/1	1/1	2/2 3/3		3/3 2/2	
		2-Missed	1-Missed 1-Post 1-Blocked 1-Missed		1-Missed 2-Blocked	
9 LUSSON MIRANDA L.	10 MEDEROS CASTILLO N.	11 MARTI POMPA Y.	13 VALDEZ AGRAMONTE I.	15 VALERA ABREU N.		
0/1 1/2			1/1	0/2		
1/1	1/2					
1-Post 1-Blocked				1-Post		

Team

Offence

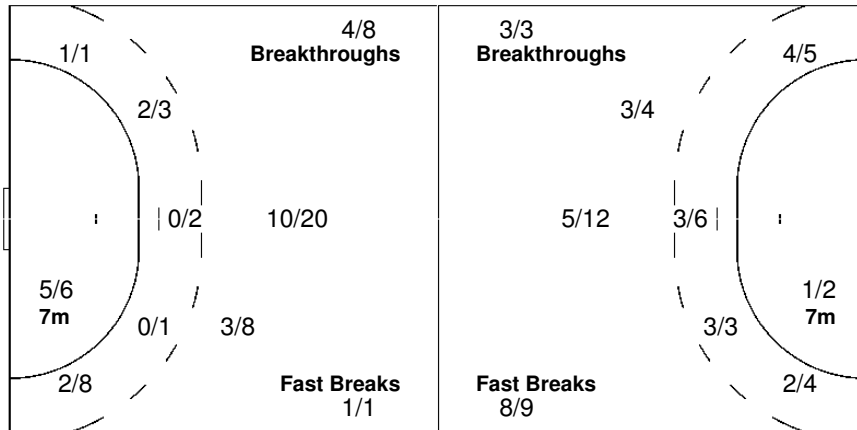
Defence

Goalkeepers

Goals / Shots

Saves / Shots

6/7	1/6	2/3
0/1	0/4	3/6
7/7	4/5	5/5
5-Missed	3-Post	4-Blocked



2/10	0/2	1/5
0/2		0/2
3/9		1/9

1 SARDINAS RIVERO M.

	0/1	0/1
0/3		0/1

12 VIZCAY MEDINA C.

2/10	0/1	1/4
0/2		0/2
3/6		1/8

LEGEND

G/S Goals / Shots	% Efficiency	6m 6-metre Shots	7m 7-metre Shots	9m 9-metre Shots
S/S Saves / Shots	Wing Wing Shots	FB Fast Breaks	BT Breakthroughs	EX Exclusions
AS Assists	TF Technical Faults	ST Steals	BS Blocked Shots	TP Time Played
YC Yellow Cards	RC Red Cards	n/a not applicable	2Min 2 Minute Suspensions	
+ 2 Minute + 2 Minute Suspensions				

Results

Resultados / Resultados

MEX 21 - 20 PUR

(6 - 8) (15 - 12)

Referee: ROBLEDO J. (ARG) / SOBENKO M. (ARG)

RUNNING SCORE

MEX - PUR

MEX - Mexico

No.	Name	Shots								Penalties				
		G/S	%	6m	Wing	9m	7m	FB	BT	YC	2Min	RC	EX	
2	GARCIA MORALES Yesselly Alexandra													
3	AGUIAR GUERRERO Carolina	1/2	50		1/2									
4	RAMIREZ CHAVEZ Brenda Gabriela	1/4	25	0/1	0/1	0/1			1/1					
5	SERNA HERRERA Yuria Yunuen	0/1	0			0/1				1	3	1		
7	GARCIA CASTILLO Adriana	0/1	0		0/1									
8	SIFUENTES HERNANDEZ Selene Anabel	8/13	62	2/2		3/8			3/3	1				
9	ESQUIVEL GARDUNO Virginia	1/1	100					1/1		1	1			
10	GUTIERREZ LINARES Herenia	2/5	40	1/2	1/1	0/2					2			
11	FLORES LOPEZ Adriana	1/2	50			1/2								
13	ESQUIVEL GARDUNO Berenice Emma	6/10	60			3/7	1/1		2/2					
14	FLORES TOVAR Blanca Margarita	1/2	50	0/1					1/1					
16	SOSA GARCIA Marlene													
18	PARRA TORRES Jessica Alicia													
21	MORENO GOMEZ Diana Elena													
Bench/Team														
Totals		21/41	51	3/6	2/5	7/21	1/1	1/1	7/7	3	6	1		

No.	Name	Saves							
		S/S	%	6m	Wing	9m	7m	FB	BT
16	SOSA GARCIA Marlene	10/25	40	0/3	4/6	2/5	1/3	3/7	0/1
18	PARRA TORRES Jessica Alicia	2/7	29			0/2	2/4		0/1
Totals		12/32	38	0/3	4/6	2/7	3/7	3/7	0/2

PUR - Puerto Rico

No.	Name	Shots								Penalties				
		G/S	%	6m	Wing	9m	7m	FB	BT	YC	2Min	RC	EX	
1	SERRANO Maria													
2	ENCARNACION QUINONES Brenda													
3	ROSADO POMALES Maria													
4	ESCOBAR RODRIGUEZ Kitsa	3/5	60	1/1	0/2			2/2						
5	CEBALLOS PIZARRO Nathalys	0/4	0	0/1				0/2	0/1					
6	HIRALDO CEPEDA Sheifa	3/7	43		1/1	1/4		0/1	1/1		2			
8	DIAZ CARTAGENA Maria	2/7	29	0/1	1/4			1/2						
10	LOPEZ CORDERO Natalia													
11	CALDERO TORRES Christalia													
12	CARRASQUILLO RIVERA Roxanaly													
13	GONZALEZ NATAL Jackeline													
14	FIGUEROA PEREZ Sharmaine													
15	CORREA KIANEZ Lauritza	4/6	67			4/5	0/1			1	1			
18	GARCIA LOPEZ Ciris	8/14	57	2/2		0/1	4/6	1/3	1/2	1	1			
Bench/Team														
Totals		20/43	47	3/5	2/7	5/10	4/7	4/10	2/4	2	4			

No.	Name	Saves							
		S/S	%	6m	Wing	9m	7m	FB	BT
1	SERRANO Maria	8/29	28	2/5	1/3	5/12	0/1	0/1	0/7
12	CARRASQUILLO RIVERA Roxanaly								
Totals		8/29	28	2/5	1/3	5/12	0/1	0/1	0/7

1st Half	
SIFUENTES HERNANDEZ S.	1 (1') 0
ESQUIVEL GARDUNO B.	1 (1') 1
	2 (3') 1
	2 (6') 2
	2 (8') 3
SIFUENTES HERNANDEZ S.	3 (10') 3
	3 (12') 4
SIFUENTES HERNANDEZ S.	3 (15') 5
	4 (18') 5
	4 (18') 6
SIFUENTES HERNANDEZ S.	5 (26') 7
	5 (28') 8
ESQUIVEL GARDUNO V.	6 (30') 8

2nd Half	
SIFUENTES HERNANDEZ S.	7 (3') 8
	7 (4') 9
ESQUIVEL GARDUNO B.	8 (6') 9
AGUIAR GUERRERO C.	9 (6') 9
GUTIERREZ LINARES H.	10 (7') 9
	10 (8') 10
	10 (9') 11
RAMIREZ CHAVEZ B.	11 (10') 11
ESQUIVEL GARDUNO B.	12 (12') 11
ESQUIVEL GARDUNO B.	13 (13') 11
	13 (13') 12
FLORES LOPEZ A.	14 (14') 12
	14 (14') 13
	14 (15') 14
ESQUIVEL GARDUNO B.	15 (16') 14
	15 (16') 15
	15 (18') 16
	15 (19') 17
FLORES TOVAR B.	16 (20') 17
	16 (23') 18
SIFUENTES HERNANDEZ S.	17 (23') 18
	17 (24') 19
ESQUIVEL GARDUNO B.	18 (25') 19
	18 (27') 20
SIFUENTES HERNANDEZ S.	19 (27') 20
SIFUENTES HERNANDEZ S.	20 (29') 20
GUTIERREZ LINARES H.	21 (30') 20

LEGEND

G/S	Goals / Shots	6m	6-metre Shots	Wing	Wing Shots	EX	Exclusions	BT	Breakthroughs
S/S	Saves / Shots	7m	7-metre Shots	YC	Yellow Cards	2Min	2 Minute Suspensions	FB	Fast Breaks
%	Efficiency	9m	9-metre Shots	RC	Red Cards	+	2 Minute + 2 Minute Suspensions		

Match Team Statistics

Estadística del equipo por partido / Estatística da Equipe na partida

MEX 21 - 20 PUR

(6 - 8) (15 - 12)

Referee: ROBLEDO J. (ARG) / SOBENKO M. (ARG)

MEX - Mexico

Players		Shots								Offence		Defence		Penalties			TP	
No.	Name	G/S	%	6m	Wing	9m	7m	FB	BT	AS	TF	ST	BS	YC	2Min	RC		EX
2	GARCIA MORALES Yesselly Alexandra																	
3	AGUIAR GUERRERO Carolina	1/2	50		1/2						1							20:41
4	RAMIREZ CHAVEZ Brenda Gabriela	1/4	25	0/1	0/1	0/1			1/1		4							41:48
5	SERNA HERRERA Yuria Yunuen	0/1	0			0/1				2				1	3	1		26:33
7	GARCIA CASTILLO Adriana	0/1	0		0/1						2	2						57:31
8	SIFUENTES HERNANDEZ Selene Anabel	8/13	62	2/2		3/8			3/3	4	4	1		1				50:40
9	ESQUIVEL GARDUNO Virginia	1/1	100					1/1			2			1	1			33:55
10	GUTIERREZ LINARES Herenia	2/5	40	1/2	1/1	0/2					1	1			2			38:36
11	FLORES LOPEZ Adriana	1/2	50			1/2				2								12:56
13	ESQUIVEL GARDUNO Berenice Emma	6/10	60			3/7	1/1		2/2	5	6	1						35:16
14	FLORES TOVAR Blanca Margarita	1/2	50	0/1					1/1		2	3						31:25
16	SOSA GARCIA Marlene																	47:04
18	PARRA TORRES Jessica Alicia										1							12:56
21	MORENO GOMEZ Diana Elena									1	1							10:39
Bench/Team																		
Totals		21/41	51	3/6	2/5	7/21	1/1	1/1	7/7	14	24	8		3	6	1		

Goalkeepers		Total Shots		6m Shots		Wing Shots		9m Shots		7m Shots		Fast Breaks		Breakthroughs	
No.	Name	S/S	%	S/S	%	S/S	%	S/S	%	S/S	%	S/S	%	S/S	%
16	SOSA GARCIA Marlene	10/25	40	0/3	0	4/6	67	2/5	40	1/3	33	3/7	43	0/1	0
18	PARRA TORRES Jessica Alicia	2/7	29					0/2	0	2/4	50			0/1	0
Totals		12/32	38	0/3	0	4/6	67	2/7	29	3/7	43	3/7	43	0/2	0

Team Shots	Goals	Saves	Missed	Post	Blocked	Total	%
6m Shots	3	2		1		6	50
Wing Shots	2	1		2		5	40
9m Shots	7	5	3	5	1	21	33
7m Shots	1				n/a	1	100
Fast Breaks	1					1	100
Breakthroughs	7					7	100
Totals	21	8	3	8	1	41	51

Number of Attacks: 61, Scoring Efficiency: 34%

Match Team Statistics

Estadística del equipo por partido / Estatística da Equipe na partida

MEX 21 - 20 PUR

(6 - 8) (15 - 12)

Referee: ROBLEDO J. (ARG) / SOBENKO M. (ARG)

MEX - Mexico

Shots Distribution

Players

Goals / Shots

2 GARCIA MORALES Y.	3 AGUIAR GUERRERO C.	4 RAMIREZ CHAVEZ B.	5 SERNA HERRERA Y.	7 GARCIA CASTILLO A.	8 SIFUENTES HERNANDEZ S.	9 ESQUIVEL GARDUNO V.
	1/2	1/1			1/2 1/1	
					2/3 2/2	
			0/1			2/2
		1-Post		1-Post	2-Missed 1-Post	1/1
10 GUTIERREZ LINARES H.	11 FLORES LOPEZ A.	13 ESQUIVEL GARDUNO B.	14 FLORES TOVAR B.	21 MORENO GOMEZ D.		
0/1 1/1		1/1 2/2				
	1/1					
		2/3 1/1		1/1		
2-Post	1-Missed	2-Post 1-Blocked	1-Post			

Team

Offence

Defence

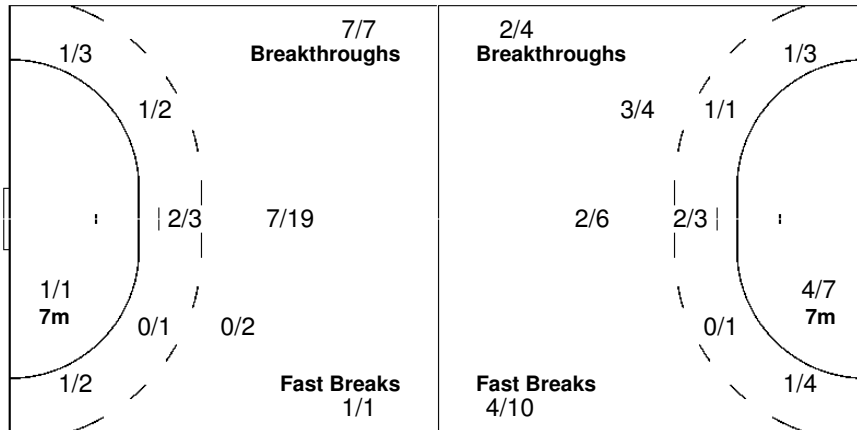
Goalkeepers

Goals / Shots

Saves / Shots

3/6	2/2	2/2
3/4	2/2	1/1
4/5		4/5

3-Missed 8-Post 1-Blocked



4/4	1/3	1/5
0/1	2/2	2/3
2/10	0/1	0/3

16 SOSA GARCIA M.

3/3	1/2	1/4
0/1	2/2	2/3
1/6	0/1	0/3

18 PARRA TORRES J.

1/1	0/1	0/1
1/4		

Match Team Statistics

Estadística del equipo por partido / Estatística da Equipe na partida

MEX 21 - 20 PUR

(6 - 8) (15 - 12)

Referee: ROBLEDO J. (ARG) / SOBENKO M. (ARG)

PUR - Puerto Rico

Players		Shots								Offence		Defence		Penalties			TP	
No.	Name	G/S	%	6m	Wing	9m	7m	FB	BT	AS	TF	ST	BS	YC	2Min	RC		EX
1	SERRANO Maria																	60:00
2	ENCARNACION QUINONES Brenda									1	1							5:37
3	ROSADO POMALES Maria																	
4	ESCOBAR RODRIGUEZ Kitsa	3/5	60	1/1	0/2			2/2		3	2	2						54:42
5	CEBALLOS PIZARRO Nathalys	0/4	0	0/1				0/2	0/1	6	6	1						55:44
6	HIRALDO CEPEDA Sheila	3/7	43		1/1	1/4		0/1	1/1	3	5	2			2			60:00
8	DIAZ CARTAGENA Maria	2/7	29	0/1	1/4			1/2		1	3	3						54:23
10	LOPEZ CORDERO Natalia																	
11	CALDERO TORRES Christalia																	
12	CARRASQUILLO RIVERA Roxanaly																	
13	GONZALEZ NATAL Jackeline										1							10:29
14	FIGUEROA PEREZ Sharmaine																	
15	CORREA KIANEZ Lauritza	4/6	67			4/5	0/1			2	4	1	1	1	1			59:05
18	GARCIA LOPEZ Ciris	8/14	57	2/2		0/1	4/6	1/3	1/2	2	3			1	1			60:00
Bench/Team																		
Totals		20/43	47	3/5	2/7	5/10	4/7	4/10	2/4	18	25	9	1	2	4			

Goalkeepers		Total Shots		6m Shots		Wing Shots		9m Shots		7m Shots		Fast Breaks		Breakthroughs	
No.	Name	S/S	%	S/S	%	S/S	%	S/S	%	S/S	%	S/S	%	S/S	%
1	SERRANO Maria	8/29	28	2/5	40	1/3	33	5/12	42	0/1	0	0/1	0	0/7	0
12	CARRASQUILLO RIVERA Roxanaly														
Totals		8/29	28	2/5	40	1/3	33	5/12	42	0/1	0	0/1	0	0/7	0

Team Shots	Goals	Saves	Missed	Post	Blocked	Total	%
6m Shots	3			2		5	60
Wing Shots	2	4	1			7	29
9m Shots	5	2	2	1		10	50
7m Shots	4	3			n/a	7	57
Fast Breaks	4	3		3		10	40
Breakthroughs	2		2			4	50
Totals	20	12	5	6		43	47

Number of Attacks: 62, Scoring Efficiency: 32%

Match Team Statistics

Estadística del equipo por partido / Estatística da Equipe na partida

MEX 21 - 20 PUR

(6 - 8) (15 - 12)

Referee: ROBLEDO J. (ARG) / SOBENKO M. (ARG)

PUR - Puerto Rico

Shots Distribution

Players

Goals / Shots

2 ENCARNACION QUINONES B.	3 ROSADO POMALES M.	4 ESCOBAR RODRIGUEZ K.	5 CEBALLOS PIZARRO N.	6 HIRALDO CEPEDA S.	8 DIAZ CARTAGENA M.	10 LOPEZ CORDERO N.
		0/1 1/1	0/2	0/1 3/3	0/1 0/1	
		2/2			1/2 1/1	
		1-Missed	1-Missed 1-Post	1-Missed 2-Post	2-Post	
11 CALDERO TORRES C.	13 GONZALEZ NATAL J.	14 FIGUEROA PEREZ S.	15 CORREA KIANEZ L.	18 GARCIA LOPEZ C.		
			0/1 1/1	1/1 1/2		
			1/1	0/1 0/1		
			2/2	3/4 3/3		
			1-Missed	1-Missed 1-Post		

Team

Offence

Defence

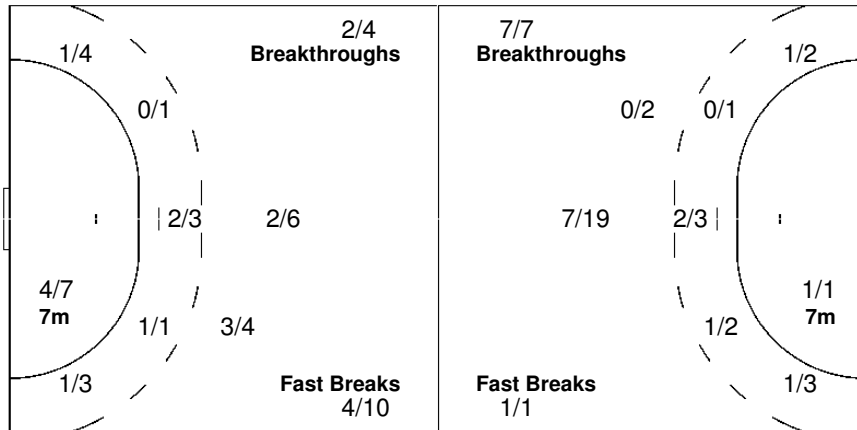
Goalkeepers

Goals / Shots

Saves / Shots

0/4	2/3	4/5
1/1	0/2	1/3
8/10	1/1	3/3

5-Missed 6-Post



3/6	0/2	0/2
1/4	0/2	0/1
1/5		1/5

1 SERRANO M.

3/6	0/2	0/2
1/4	0/2	0/1
1/5		1/5

12 CARRASQUILLO RIVERA R

LEGEND

G/S Goals / Shots	% Efficiency	6m 6-metre Shots	7m 7-metre Shots	9m 9-metre Shots
S/S Saves / Shots	Wing Wing Shots	FB Fast Breaks	BT Breakthroughs	EX Exclusions
AS Assists	TF Technical Faults	ST Steals	BS Blocked Shots	TP Time Played
YC Yellow Cards	RC Red Cards	n/a not applicable	2Min 2 Minute Suspensions	
+ 2 Minute + 2 Minute Suspensions				

Results

Resultados / Resultados

PAR 22 - 26 CAN

(11 - 14) (11 - 12)

Referee: PINTO ADASME R. (CHI) / ORTIZ PINTO R. (CHI)

RUNNING SCORE

PAR - CAN

PAR - Paraguay

No.	Name	Shots								Penalties			
		G/S	%	6m	Wing	9m	7m	FB	BT	YC	2Min	RC	EX
1	VILLALBA Alicia												
2	ALUAN Fabiana	12/25	48	0/2	0/1	4/13	4/5		4/4				
3	ALCARAZ Nadia										1		
4	ALUAN Marian	3/3	100		1/1				2/2	1	1		
5	PERROTTA Liliana	3/5	60		0/2			1/1	2/2		1		
6	BRUSQUETTI Gabriela												
7	BETTINI Giovanna												
10	CRISTALDO Ana	2/3	67	1/1		1/2							
11	ROMERO Nilsa												
12	MELGAREJO Carmen												
13	FARINA Lorena	1/4	25		0/1	1/2			0/1				
18	CHOVO Aline	0/3	0		0/1	0/1		0/1		1			
20	ACOSTA Claudia	1/8	13	0/3		1/5				1	1		
	Bench/Team									1			
	Totals	22/51	43	1/6	1/6	7/23	4/5	1/2	8/9	4	3	1	

No.	Name	Saves							
		S/S	%	6m	Wing	9m	7m	FB	BT
1	VILLALBA Alicia	10/29	34	6/14	3/8	0/1	0/1	1/3	0/2
12	MELGAREJO Carmen	3/10	30	1/4	2/2		0/2	0/2	
	Totals	13/39	33	7/18	5/10	0/1	0/3	1/5	0/2

CAN - Canada

No.	Name	Shots								Penalties			
		G/S	%	6m	Wing	9m	7m	FB	BT	YC	2Min	RC	EX
1	SAURIOL-JOLY Emilie												
2	GIRARD Emmanuelle	1/4	25	0/1	1/3						1		
3	SMART Amber	4/7	57		3/5			1/2					
6	PILON Caroline	4/9	44	4/9						1			
7	TAUPIER Marie-Elaine	4/10	40	2/7		1/1		0/1	1/1				
8	FENTON Kate	1/2	50		0/1			1/1		1			
9	BALTIMORE Alexis												
10	GAGNON Martine	7/12	58	3/7			3/4	1/1					
12	TOUCHETTE Audrey												
13	BARETTE Kim										1		
14	BELISLE Kim												
18	TRUDEL-CRETE Karine									1	1		
19	RAPHAEL Fabienne	2/4	50	1/3					1/1		1		
20	DILALLO Kate	3/4	75	1/1	1/2			1/1					
	Bench/Team												
	Totals	26/52	50	11/28	5/11	1/1	3/4	4/6	2/2	3	4		

No.	Name	Saves							
		S/S	%	6m	Wing	9m	7m	FB	BT
1	SAURIOL-JOLY Emilie	0/1	0			0/1			
12	TOUCHETTE Audrey	17/38	45	1/2	5/6	9/16	0/3	1/2	1/9
	Totals	17/39	44	1/2	5/6	9/16	0/4	1/2	1/9

1st Half

0 (4) 1	SMART A.
0 (5) 2	PILON C.
0 (6) 3	DILALLO K.
1 (6) 3	ALUAN F.
2 (7) 3	ALUAN F.
3 (9) 3	CRISTALDO A.
3 (11) 4	DILALLO K.
4 (12) 4	CRISTALDO A.
5 (13) 4	ALUAN F.
5 (15) 5	RAPHAEL F.
6 (15) 5	ALUAN F.
6 (15) 6	TAUPIER M.
7 (16) 6	ALUAN F.
7 (16) 7	GAGNON M.
7 (17) 8	GAGNON M.
7 (18) 9	FENTON K.
8 (19) 9	PERROTTA L.
8 (21) 10	PILON C.
9 (26) 10	ALUAN F.
9 (27) 11	PILON C.
9 (28) 12	SMART A.
10 (29) 12	FARINA L.
10 (29) 13	GIRARD E.
11 (30) 13	PERROTTA L.
11 (30) 14	TAUPIER M.

2nd Half

11 (1) 15	SMART A.
12 (2) 15	ALUAN F.
12 (4) 16	DILALLO K.
13 (5) 16	ALUAN F.
13 (6) 17	GAGNON M.
13 (7) 18	GAGNON M.
14 (8) 18	PERROTTA L.
14 (9) 19	GAGNON M.
15 (11) 19	ALUAN F.
15 (11) 20	PILON C.
16 (15) 20	ALUAN M.
16 (15) 21	TAUPIER M.
16 (16) 22	TAUPIER M.
17 (20) 22	ALUAN F.
18 (21) 22	ALUAN M.
18 (22) 23	GAGNON M.
18 (23) 24	RAPHAEL F.
19 (23) 24	ALUAN M.
20 (27) 24	ALUAN F.
21 (27) 24	ACOSTA C.
21 (30) 25	GAGNON M.
22 (30) 25	ALUAN F.
22 (30) 26	SMART A.

LEGEND

G/S	Goals / Shots	6m	6-metre Shots	Wing	Wing Shots	EX	Exclusions	BT	Breakthroughs
S/S	Saves / Shots	7m	7-metre Shots	YC	Yellow Cards	2Min	2 Minute Suspensions	FB	Fast Breaks
%	Efficiency	9m	9-metre Shots	RC	Red Cards	+	2 Minute + 2 Minute Suspensions		

Match Team Statistics

Estadística del equipo por partido / Estatística da Equipe na partida

PAR 22 - 26 CAN

(11 - 14) (11 - 12)

Referee: PINTO ADASME R. (CHI) / ORTIZ PINTO R. (CHI)

PAR - Paraguay

Players		Shots								Offence		Defence		Penalties			TP	
No.	Name	G/S	%	6m	Wing	9m	7m	FB	BT	AS	TF	ST	BS	YC	2Min	RC		EX
1	VILLALBA Alicia																	42:24
2	ALUAN Fabiana	12/25	48	0/2	0/1	4/13	4/5		4/4		3							48:58
3	ALCARAZ Nadia									1	1					1		34:45
4	ALUAN Marian	3/3	100		1/1				2/2	1				1	1			39:46
5	PERROTTA Liliana	3/5	60		0/2			1/1	2/2		4	1			1			60:00
6	BRUSQUETTI Gabriela																	
7	BETTINI Giovanna																	16:16
10	CRISTALDO Ana	2/3	67	1/1		1/2				1	3							31:47
11	ROMERO Nilsa									1	2							28:44
12	MELGAREJO Carmen																	17:36
13	FARINA Lorena	1/4	25		0/1	1/2			0/1									14:12
18	CHOVO Aline	0/3	0		0/1	0/1		0/1			2			1				49:40
20	ACOSTA Claudia	1/8	13	0/3		1/5					1			1	1			35:52
Bench/Team														1				
Totals		22/51	43	1/6	1/6	7/23	4/5	1/2	8/9	4	16	1		4	3	1		

Goalkeepers		Total Shots		6m Shots		Wing Shots		9m Shots		7m Shots		Fast Breaks		Breakthroughs	
No.	Name	S/S	%	S/S	%	S/S	%	S/S	%	S/S	%	S/S	%	S/S	%
1	VILLALBA Alicia	10/29	34	6/14	43	3/8	38	0/1	0	0/1	0	1/3	33	0/2	0
12	MELGAREJO Carmen	3/10	30	1/4	25	2/2	100			0/2	0	0/2	0		
Totals		13/39	33	7/18	39	5/10	50	0/1	0	0/3	0	1/5	20	0/2	0

Team Shots	Goals	Saves	Missed	Post	Blocked	Total	%
6m Shots	1	1		1	3	6	17
Wing Shots	1	5				6	17
9m Shots	7	9	7			23	30
7m Shots	4		1		n/a	5	80
Fast Breaks	1	1				2	50
Breakthroughs	8	1				9	89
Totals	22	17	8	1	3	51	43

Number of Attacks: 62, Scoring Efficiency: 35%

Match Team Statistics

Estadística del equipo por partido / Estatística da Equipe na partida

PAR 22 - 26 CAN

(11 - 14) (11 - 12)

Referee: PINTO ADASME R. (CHI) / ORTIZ PINTO R. (CHI)

PAR - Paraguay

Shots Distribution

Players

Goals / Shots

2 ALUAN F.			3 ALCARAZ N.			4 ALUAN M.			5 PERROTTA L.			6 BRUSQUETTI G.			7 BETTINI G.			10 CRISTALDO A.		
2/2	1/2																			1/2
1/1	0/3	3/5				1/1					2/2									1/1
1/2	1/1	3/3				1/1		1/1	0/1		1/2									

5-Missed 1-Blocked

11 ROMERO N.			13 FARINA L.			18 CHOVO A.			20 ACOSTA C.		
										1/1	
			0/1				0/1			0/1	0/1
			1/1		0/1			0/1			

1-Missed

2-Missed 1-Post 2-Blocked

Team

Goals / Shots

2/2	2/3	1/2
2/3	0/5	6/9
3/5	1/1	5/8

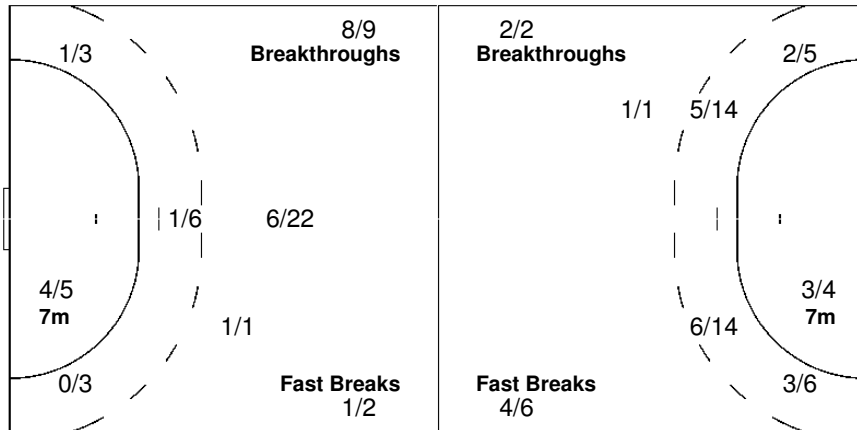
8-Missed 1-Post 3-Blocked

Offence

Defence

Goalkeepers

Saves / Shots



0/1	4/8	0/3
1/4	3/3	2/7
1/2	1/5	1/6

1 VILLALBA A.

0/1	3/5	0/2
1/3	2/2	2/5
0/1	1/4	1/6

12 MELGAREJO C.

	1/3	0/1
0/1	1/1	0/2
1/1	0/1	



Match Team Statistics

Estadística del equipo por partido / Estatística da Equipe na partida

PAR 22 - 26 CAN

(11 - 14) (11 - 12)

Referee: PINTO ADASME R. (CHI) / ORTIZ PINTO R. (CHI)

CAN - Canada

Players		Shots								Offence		Defence		Penalties			TP	
No.	Name	G/S	%	6m	Wing	9m	7m	FB	BT	AS	TF	ST	BS	YC	2Min	RC		EX
1	SAURIOL-JOLY Emilie																	0:24
2	GIRARD Emmanuelle	1/4	25	0/1	1/3					2	2				1			37:32
3	SMART Amber	4/7	57		3/5			1/2		3	3	1						47:20
6	PILON Caroline	4/9	44	4/9						1	3	1		1				46:34
7	TAUPIER Marie-Elaine	4/10	40	2/7		1/1		0/1	1/1	1								16:32
8	FENTON Kate	1/2	50		0/1			1/1		1	1			1				12:40
9	BALTIMORE Alexis																	8:13
10	GAGNON Martine	7/12	58	3/7			3/4	1/1		3	1		1					52:28
12	TOUCHETTE Audrey									1								59:36
13	BARETTE Kim														1			5:31
14	BELISLE Kim																	
18	TRUDEL-CRETE Karine									4	1		2	1	1			56:50
19	RAPHAEL Fabienne	2/4	50	1/3					1/1						1			51:47
20	DILALLO Kate	3/4	75	1/1	1/2			1/1		2	2							24:33
Bench/Team																		
Totals		26/52	50	11/28	5/11	1/1	3/4	4/6	2/2	18	13	2	3	3	4			

Goalkeepers		Total Shots		6m Shots		Wing Shots		9m Shots		7m Shots		Fast Breaks		Breakthroughs	
No.	Name	S/S	%	S/S	%	S/S	%	S/S	%	S/S	%	S/S	%	S/S	%
1	SAURIOL-JOLY Emilie	0/1	0							0/1	0				
12	TOUCHETTE Audrey	17/38	45	1/2	50	5/6	83	9/16	56	0/3	0	1/2	50	1/9	11
Totals		17/39	44	1/2	50	5/6	83	9/16	56	0/4	0	1/2	50	1/9	11

Team Shots	Goals	Saves	Missed	Post	Blocked	Total	%
6m Shots	11	7	5	5		28	39
Wing Shots	5	5	1			11	45
9m Shots	1					1	100
7m Shots	3			1	n/a	4	75
Fast Breaks	4	1	1			6	67
Breakthroughs	2					2	100
Totals	26	13	7	6		52	50

Number of Attacks: 62, Scoring Efficiency: 42%

Match Team Statistics

Estadística del equipo por partido / Estatística da Equipe na partida

PAR 22 - 26 CAN

(11 - 14) (11 - 12)

Referee: PINTO ADASME R. (CHI) / ORTIZ PINTO R. (CHI)

CAN - Canada

Shots Distribution

Players

Goals / Shots

2 GIRARD E.	3 SMART A.	6 PILON C.	7 TAUPIER M.	8 FENTON K.	9 BALTIMORE A.	10 GAGNON M.
0/1	1/1	0/1	0/2	1/1		2/2
0/1	0/1	3/3	1/1			0/1
0/1	1/1	1/1	1/1	0/1		1/1
	1-Missed	2-Missed 2-Post	2-Missed 1-Post			2-Missed 2-Post

13 BARETTE K.	14 BELISLE K.	18 TRUDEL-CRETE K.	19 RAPHAEL F.	20 DILALLO K.
			0/1	2/2
			2/2	0/1
			1-Post	1/1

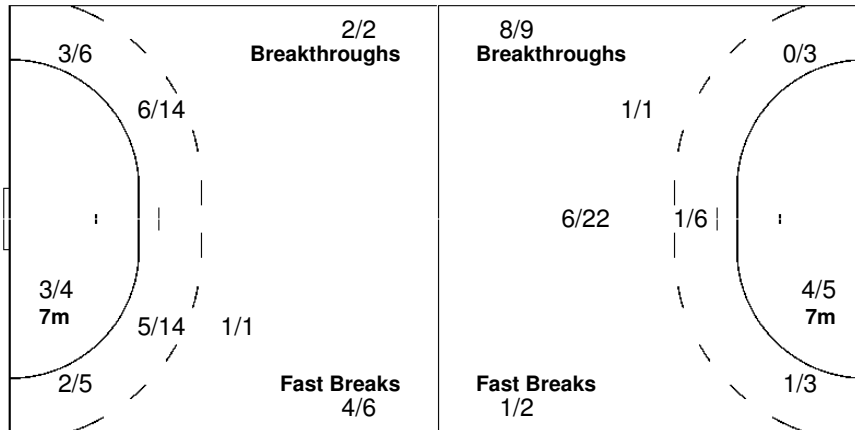
Team

Goals / Shots

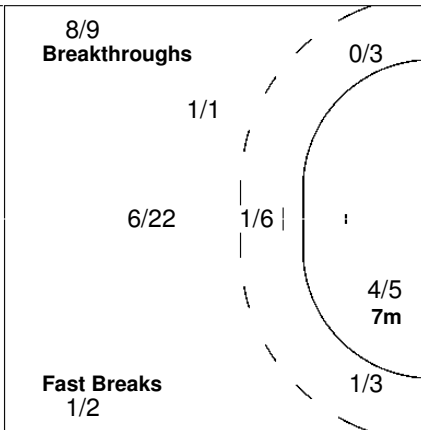
1/1	4/8	3/3
3/4	0/3	5/7
1/2	4/5	5/6

7-Missed 6-Post

Offence



Defence



Goalkeepers

Saves / Shots

0/2	1/3	1/2
1/3	5/5	3/9
2/5	0/1	3/8

1 SAURIOL-JOLY E.

		0/1

12 TOUCHETTE A.

0/2	1/3	1/2
1/3	5/5	3/9
2/5	0/1	3/7

LEGEND

G/S Goals / Shots	% Efficiency	6m 6-metre Shots	7m 7-metre Shots	9m 9-metre Shots
S/S Saves / Shots	Wing Wing Shots	FB Fast Breaks	BT Breakthroughs	EX Exclusions
AS Assists	TF Technical Faults	ST Steals	BS Blocked Shots	TP Time Played
YC Yellow Cards	RC Red Cards	n/a not applicable	2Min 2 Minute Suspensions	
+ 2 Minute + 2 Minute Suspensions				

Results

Resultados / Resultados

PUR 21 - 22 PAR

(13 - 12) (8 - 10)

Referee: ROBLEDO J. (ARG) / SOBENKO M. (ARG)

RUNNING SCORE

PUR - PAR

PUR - Puerto Rico

No.	Name	Shots								Penalties				
		G/S	%	6m	Wing	9m	7m	FB	BT	YC	2Min	RC	EX	
1	SERRANO Maria													
2	ENCARNACION QUINONES Brenda	1/1	100					1/1						
4	ESCOBAR RODRIGUEZ Kitsa	1/1	100		1/1									
5	CEBALLOS PIZARRO Nathaly	1/4	25			0/1		0/1	1/2					
6	HIRALDO CEPEDA Sheila	5/11	45	3/4	0/1	1/4		1/2		1	1			
8	DIAZ CARTAGENA Maria	2/3	67		2/3									
10	LOPEZ CORDERO Natalia	1/3	33	0/1		0/1		1/1						
11	CALDERO TORRES Christalia													
12	CARRASQUILLO RIVERA Roxanaly													
13	GONZALEZ NATAL Jackeline	0/2	0		0/2						1			
14	FIGUEROA PEREZ Sharmaine	0/1	0			0/1								
15	CORREA KIANEZ Lauritza	6/13	46		0/1	2/8	3/3	1/1		1				
16	MARTINEZ FELICIER Marangelly													
18	GARCIA LOPEZ Ciris	4/7	57	0/1		0/2	2/2		2/2	1	2			
	Bench/Team													
Totals		21/46	46	3/6	3/8	3/17	5/5	4/6	3/4	3	4			

No.	Name	Saves							
		S/S	%	6m	Wing	9m	7m	FB	BT
1	SERRANO Maria	11/33	33	3/5	1/4	5/13	0/1	0/2	2/8
12	CARRASQUILLO RIVERA Roxanaly								
16	MARTINEZ FELICIER Marangelly								
Totals		11/33	33	3/5	1/4	5/13	0/1	0/2	2/8

PAR - Paraguay

No.	Name	Shots								Penalties				
		G/S	%	6m	Wing	9m	7m	FB	BT	YC	2Min	RC	EX	
1	VILLALBA Alicia													
2	ALUAN Fabiana	9/19	47			6/13	1/3		2/3					
3	ALCARAZ Nadia	0/1	0	0/1							1			
4	ALUAN Marian	2/2	100					1/1	1/1	1	1			
5	PERROTTA Liliana	1/2	50		1/1				0/1	1	1			
6	BRUSQUETTI Gabriela											1		
7	BETTINI Giovanna	1/1	100		1/1									
10	CRISTALDO Ana	3/5	60	1/1		0/2			2/2					
11	ROMERO Nilsa											1		
12	MELGAREJO Carmen													
13	FARINA Lorena	2/4	50	1/1	1/2	0/1								
18	CHOVO Aline	2/4	50	0/2		1/1		1/1			1			
19	GENES Luz Maria	1/5	20			0/4			1/1					
20	ACOSTA Claudia	1/4	25			1/4				1				
	Bench/Team													
Totals		22/47	47	2/5	3/4	8/25	1/3	2/2	6/8	3	6			

No.	Name	Saves							
		S/S	%	6m	Wing	9m	7m	FB	BT
1	VILLALBA Alicia	1/7	14	0/1	0/1	1/2	0/2		0/1
12	MELGAREJO Carmen	13/28	46	1/3	3/5	7/9	0/3	1/5	1/3
Totals		14/35	40	1/4	3/6	8/11	0/5	1/5	1/4

1st Half		
	0 (1)	1 PERROTTA L.
CORREA KIANEZ L.	1 (2)	1
	1 (3)	2 ALUAN M.
HIRALDO CEPEDA S.	2 (3)	2
	2 (4)	3 CRISTALDO A.
ESCOBAR RODRIGUEZ K.	3 (6)	3
CORREA KIANEZ L.	4 (6)	3
	4 (7)	4 ALUAN M.
CORREA KIANEZ L.	5 (7)	4
GARCIA LOPEZ C.	6 (8)	4
CORREA KIANEZ L.	7 (10)	4
CEBALLOS PIZARRO N.	8 (11)	4
	8 (14)	5 BETTINI G.
	8 (14)	6 ALUAN F.
	8 (17)	7 ALUAN F.
	8 (20)	8 ALUAN F.
CORREA KIANEZ L.	9 (22)	8
	9 (22)	9 CHOVO A.
CORREA KIANEZ L.	10 (23)	9
HIRALDO CEPEDA S.	11 (24)	9
	11 (26)	10 GENES L.
ENCARNACION QUINONES B.	12 (26)	10
	12 (27)	11 CRISTALDO A.
HIRALDO CEPEDA S.	13 (27)	11
	13 (29)	12 FARINA L.

2nd Half		
	13 (2)	13 ALUAN F.
	13 (2)	14 CHOVO A.
	13 (4)	15 FARINA L.
	13 (5)	16 ALUAN F.
GARCIA LOPEZ C.	14 (6)	16
	14 (7)	17 ALUAN F.
LOPEZ CORDERO N.	15 (9)	17
HIRALDO CEPEDA S.	16 (11)	17
GARCIA LOPEZ C.	17 (12)	17
DIAZ CARTAGENA M.	18 (14)	17
	18 (14)	18 CRISTALDO A.
HIRALDO CEPEDA S.	19 (15)	18
	19 (18)	19 ALUAN F.
	19 (21)	20 ALUAN F.
DIAZ CARTAGENA M.	20 (22)	20
	20 (27)	21 ACOSTA C.
GARCIA LOPEZ C.	21 (29)	21
	21 (30)	22 ALUAN F.

LEGEND

G/S	Goals / Shots	6m	6-metre Shots	Wing	Wing Shots	EX	Exclusions	BT	Breakthroughs
S/S	Saves / Shots	7m	7-metre Shots	YC	Yellow Cards	2Min	2 Minute Suspensions	FB	Fast Breaks
%	Efficiency	9m	9-metre Shots	RC	Red Cards	+	2 Minute + 2 Minute Suspensions		

Match Team Statistics

Estadística del equipo por partido / Estatística da Equipe na partida

PUR 21 - 22 PAR

(13 - 12) (8 - 10)

Referee: ROBLEDO J. (ARG) / SOBENKO M. (ARG)

PUR - Puerto Rico

Players		Shots								Offence		Defence		Penalties			TP	
No.	Name	G/S	%	6m	Wing	9m	7m	FB	BT	AS	TF	ST	BS	YC	2Min	RC		EX
1	SERRANO Maria											1						60:00
2	ENCARNACION QUINONES Brenda	1/1	100					1/1			1							14:59
4	ESCOBAR RODRIGUEZ Kitsa	1/1	100		1/1					1	3							22:21
5	CEBALLOS PIZARRO Nathalys	1/4	25			0/1		0/1	1/2	3	4	5						60:00
6	HIRALDO CEPEDA Sheila	5/11	45	3/4	0/1	1/4		1/2		3	6	1		1	1			60:00
8	DIAZ CARTAGENA Maria	2/3	67		2/3					1	1	1						38:48
10	LOPEZ CORDERO Natalia	1/3	33	0/1		0/1		1/1		1	3		1					19:31
11	CALDERO TORRES Christalia									1	1							6:28
12	CARRASQUILLO RIVERA Roxanaly																	
13	GONZALEZ NATAL Jackeline	0/2	0		0/2					3	2	1			1			45:39
14	FIGUEROA PEREZ Sharmaine	0/1	0			0/1					1							2:23
15	CORREA KIANEZ Lauritza	6/13	46		0/1	2/8	3/3	1/1		3	1		1	1				39:44
16	MARTINEZ FELICIER Marangelly																	
18	GARCIA LOPEZ Ciris	4/7	57	0/1		0/2	2/2		2/2	2			1	1	2			50:07
Bench/Team																		
Totals		21/46	46	3/6	3/8	3/17	5/5	4/6	3/4	18	23	9	3	3	4			

Goalkeepers		Total Shots		6m Shots		Wing Shots		9m Shots		7m Shots		Fast Breaks		Breakthroughs	
No.	Name	S/S	%	S/S	%	S/S	%	S/S	%	S/S	%	S/S	%	S/S	%
1	SERRANO Maria	11/33	33	3/5	60	1/4	25	5/13	38	0/1	0	0/2	0	2/8	25
12	CARRASQUILLO RIVERA Roxanaly														
16	MARTINEZ FELICIER Marangelly														
Totals		11/33	33	3/5	60	1/4	25	5/13	38	0/1	0	0/2	0	2/8	25

Team Shots	Goals	Saves	Missed	Post	Blocked	Total	%
6m Shots	3	1	1	1		6	50
Wing Shots	3	3	1	1		8	38
9m Shots	3	8	5	1		17	18
7m Shots	5				n/a	5	100
Fast Breaks	4	1		1		6	67
Breakthroughs	3	1				4	75
Totals	21	14	7	4		46	46

Number of Attacks: 69, Scoring Efficiency: 30%



Riocentro - Pavilion 3B
 Riocentro Pabellón 3B
 Riocentro Pavilhão 3B

21 JUL 2007
 17:30

Handball
 Balonmano / Handebol

Women
 Señoras / Senhora

Final Round (Classification 7th-8th Place)
 Finales (Clasificación 7 -8) / Finais (Classificação 7 -8)

Match No: 20

Match Team Statistics

Estadística del equipo por partido / Estatística da Equipe na partida

PUR 21 - 22 PAR

(13 - 12) (8 - 10)

Referee: ROBLEDO J. (ARG) / SOBENKO M. (ARG)

PUR - Puerto Rico

Shots Distribution

Players

Goals / Shots

2 ENCARNACION QUINONES B. 1/1	4 ESCOBAR RODRIGUEZ K. 1/1	5 CEBALLOS PIZARRO N. 1/2 0/1	6 HIRALDO CEPEDA S. 2/3 0/1 1/2 1/1	8 DIAZ CARTAGENA M. 0/1 2/2	10 LOPEZ CORDERO N. 0/1 0/1 1/1	11 CALDERO TORRES C.
		1-Post	3-Missed			
13 GONZALEZ NATAL J. 0/1	14 FIGUEROA PEREZ S. 0/1	15 CORREA KIANEZ L. 1/2 1/2 2/2	18 GARCIA LOPEZ C. 1/1 1/1 1/1 1/1			
1-Post		3-Missed	1-Missed 2-Post			

Team

Offence

Defence

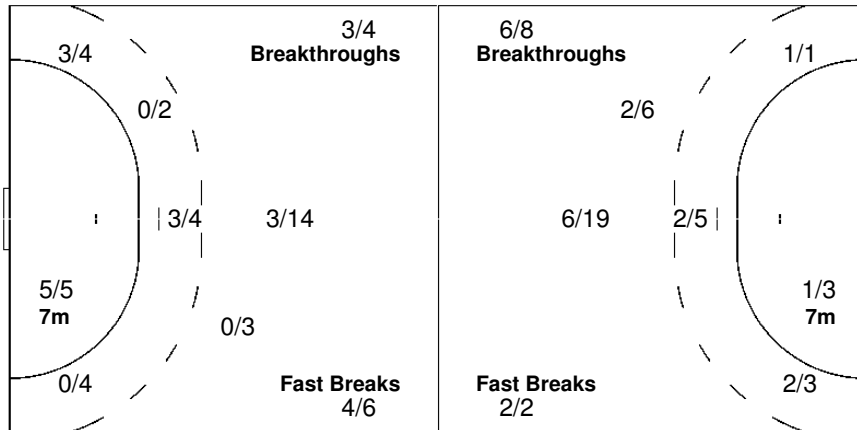
Goalkeepers

Goals / Shots

Saves / Shots

6/11	2/4	3/4
1/3		
5/7	1/3	3/3

7-Missed 4-Post



0/4	2/3	1/5
2/2		2/3
0/4	3/3	1/9

1 SERRANO M.

0/4	2/3	1/5
2/2		2/3
0/4	3/3	1/9

12 CARRASQUILLO RIVERA R.

16 MARTINEZ FELICIER M.

Match Team Statistics

Estadística del equipo por partido / Estatística da Equipe na partida

PUR 21 - 22 PAR

(13 - 12) (8 - 10)

Referee: ROBLEDO J. (ARG) / SOBENKO M. (ARG)

PAR - Paraguay

Players		Shots								Offence		Defence		Penalties			TP	
No.	Name	G/S	%	6m	Wing	9m	7m	FB	BT	AS	TF	ST	BS	YC	2Min	RC		EX
1	VILLALBA Alicia										1							7:57
2	ALUAN Fabiana	9/19	47			6/13	1/3		2/3	2	5							57:29
3	ALCARAZ Nadia	0/1	0	0/1						1	2	1				1		16:50
4	ALUAN Marian	2/2	100					1/1	1/1	1	4			1	1			40:08
5	PERROTTA Liliana	1/2	50		1/1				0/1	2		2		1	1			46:26
6	BRUSQUETTI Gabriela									2	1					1		6:59
7	BETTINI Giovanna	1/1	100		1/1						1							8:50
10	CRISTALDO Ana	3/5	60	1/1		0/2			2/2	5	3	1						37:54
11	ROMERO Nilsa										1					1		25:40
12	MELGAREJO Carmen									1								52:03
13	FARINA Lorena	2/4	50	1/1	1/2	0/1					1							24:36
18	CHOVO Aline	2/4	50	0/2		1/1		1/1		2	4					1		43:10
19	GENES Luz Maria	1/5	20			0/4			1/1	1	3							23:15
20	ACOSTA Claudia	1/4	25			1/4				2	1			1				28:43
Bench/Team																		
Totals		22/47	47	2/5	3/4	8/25	1/3	2/2	6/8	19	27	4		3	6			

Goalkeepers		Total Shots		6m Shots		Wing Shots		9m Shots		7m Shots		Fast Breaks		Breakthroughs	
No.	Name	S/S	%	S/S	%	S/S	%	S/S	%	S/S	%	S/S	%	S/S	%
1	VILLALBA Alicia	1/7	14	0/1	0	0/1	0	1/2	50	0/2	0			0/1	0
12	MELGAREJO Carmen	13/28	46	1/3	33	3/5	60	7/9	78	0/3	0	1/5	20	1/3	33
Totals		14/35	40	1/4	25	3/6	50	8/11	73	0/5	0	1/5	20	1/4	25

Team Shots	Goals	Saves	Missed	Post	Blocked	Total	%
6m Shots	2	3				5	40
Wing Shots	3	1				4	75
9m Shots	8	5	7	1	4	25	32
7m Shots	1			2	n/a	3	33
Fast Breaks	2					2	100
Breakthroughs	6	2				8	75
Totals	22	11	7	3	4	47	47

Number of Attacks: 70, Scoring Efficiency: 31%

Match Team Statistics

Estadística del equipo por partido / Estatística da Equipe na partida

PUR 21 - 22 PAR

(13 - 12) (8 - 10)

Referee: ROBLEDO J. (ARG) / SOBENKO M. (ARG)

PAR - Paraguay

Shots Distribution

Players			Goals / Shots			
2 ALUAN F.	3 ALCARAZ N.	4 ALUAN M.	5 PERROTTA L.	6 BRUSQUETTI G.	7 BETTINI G.	10 CRISTALDO A.
3/3	0/1	0/1				
			1/1			2/2
2/2	0/1	4/5				
	0/1		0/1			
		1/1			1/1	1/1
2-Missed 2-Post	1-Blocked					1-Missed 1-Blocked
11 ROMERO N.	13 FARINA L.	18 CHOVO A.	19 GENES L.	20 ACOSTA C.		
		1/1	1/2			
						1/1
	1/1	0/1				
	1-Blocked		2-Missed	1-Blocked	2-Missed 1-Post	

Team	Offence	Defence	Goalkeepers
Goals / Shots			Saves / Shots
4/4	6/8	3/4	5/11
1/3	Breakthroughs	Breakthroughs	2/4
4/5	2/3	0/4	1/4
0/2	6/19	0/3	2/3
1/3	2/5	3/14	2/7
8/9	2/6	3/4	0/3
7-Missed 3-Post 4-Blocked	Fast Breaks 2/2	Fast Breaks 4/6	1 VILLALBA A.
	1/3 7m	5/5 7m	1/2
	1/1	3/4	0/1
		0/2	0/2
		3/4	0/1
			12 MELGAREJO C.
			4/9
			2/4
			1/3
			2/2
			2/5
			2/3
			0/2

LEGEND							
G/S	Goals / Shots	%	Efficiency	6m	6-metre Shots	7m	7-metre Shots
S/S	Saves / Shots	Wing	Wing Shots	FB	Fast Breaks	BT	Breakthroughs
AS	Assists	TF	Technical Faults	ST	Steals	BS	Blocked Shots
YC	Yellow Cards	RC	Red Cards	n/a	not applicable	2Min	2 Minute Suspensions
+	2 Minute + 2 Minute Suspensions						

Results

Resultados / Resultados

MEX 37 - 36 CAN

(11 - 8) (11 - 14) (2 - 2) (4 - 4) (9 - 8)

Referee: DE SOUZA S. (BRA) / DAMACENO PAZ C. (BRA)

MEX - Mexico

Players		Shots								Penalties			
No.	Name	G/S	%	6m	Wing	9m	7m	FB	BT	YC	2Min	RC	EX
2	GARCIA MORALES Yesselly Alexandra	7/8	88		2/3		5/5			1			
3	AGUIAR GUERRERO Carolina												
4	RAMIREZ CHAVEZ Brenda Gabriela	1/3	33	1/2		0/1				1	1		
5	SERNA HERRERA Yuria Yunuen	6/14	43	4/5		2/8	0/1				2		
7	GARCIA CASTILLO Adriana	2/6	33	1/1	0/3	0/1		1/1			1		
8	SFUENTES HERNANDEZ Selene Anabel	10/18	56	1/1	1/1	4/12	2/2	1/1	1/1	1	1		
9	ESQUIVEL GARDUNO Virginia												
10	GUTIERREZ LINARES Herenia										1		
11	FLORES LOPEZ Adriana	2/3	67		0/1		2/2						
13	ESQUIVEL GARDUNO Berenice Emma	9/15	60	0/1	1/1	2/6	2/2		4/5				
14	FLORES TOVAR Blanca Margarita	0/1	0				0/1				1		
16	SOSA GARCIA Marlene												
18	PARRA TORRES Jessica Alicia												
21	MORENO GOMEZ Diana Elena											1	
Bench/Team													
Totals		37/68	54	7/10	4/9	8/28	11/13	2/2	5/6	3	8		

Goalkeepers		Saves							
No.	Name	S/S	%	6m	Wing	9m	7m	FB	BT
16	SOSA GARCIA Marlene	19/47	40	2/6	6/11	7/10	3/10	0/4	1/6
18	PARRA TORRES Jessica Alicia	2/9	22			0/1	0/4	1/1	1/3
Totals		21/57	37	2/6	6/11	7/11	3/15	1/5	2/9

CAN - Canada

Players		Shots								Penalties			
No.	Name	G/S	%	6m	Wing	9m	7m	FB	BT	YC	2Min	RC	EX
1	SAURIOL-JOLY Emilie												
2	GIRARD Emmanuelle	0/1	0		0/1								
3	SMART Amber	2/5	40		0/3			1/1	1/1	1			
4	NAULT Lynsey												
6	PILON Caroline	2/2	100				2/2						
7	TAUPIER Marie-Elaine	5/10	50			0/4	5/6						
8	FENTON Kate	2/3	67		0/1			1/1	1/1				
9	BALTIMORE Alexis	4/5	80			2/3			2/2				
10	GAGNON Martine	8/13	62	1/1		2/6	3/4	1/1	1/1				
12	TOUCHETTE Audrey												
13	BARETTE Kim									1	1		
18	TRUDEL-CRETE Karine	3/3	100	2/2					1/1	1	2		
19	RAPHAEL Fabienne	1/7	14	0/1		0/2	0/2		1/2		1		
20	DILALLO Kate	9/14	64	1/2	5/7		2/2	1/2	0/1				
Bench/Team													
Totals		36/63	57	4/6	5/12	4/15	12/16	4/5	7/9	3	4		

Goalkeepers		Saves							
No.	Name	S/S	%	6m	Wing	9m	7m	FB	BT
1	SAURIOL-JOLY Emilie	3/13	23	0/1	1/2	1/4	1/5	0/1	
12	TOUCHETTE Audrey	13/39	33	3/9	2/5	7/12	0/6	0/1	1/6
Totals		16/53	30	3/10	3/7	8/16	1/12	0/2	1/6

RUNNING SCORE

MEX - CAN

1st Half

SFUENTES HERNANDEZ S.	1 (1) 0		
RAMIREZ CHAVEZ B.	2 (4) 0		
GARCIA MORALES Y.	3 (6) 0		
	3 (7) 1	DILALLO K.	
	3 (7) 2	SMART A.	
SERNA HERRERA Y.	4 (8) 2		
GARCIA CASTILLO A.	5 (8) 2		
	5 (9) 3	GAGNON M.	
GARCIA MORALES Y.	6 (13) 3		
ESQUIVEL GARDUNO B.	7 (15) 3		
SFUENTES HERNANDEZ S.	8 (15) 3		
SFUENTES HERNANDEZ S.	9 (17) 3		
	9 (19) 4	GAGNON M.	
	9 (20) 5	BALTIMORE A.	
ESQUIVEL GARDUNO B.	10 (22) 5		
	10 (23) 6	TAUPIER M.	
	10 (26) 7	TRUDEL-CRETE K.	
SERNA HERRERA Y.	11 (28) 7		
	11 (28) 8	RAPHAEL F.	

2nd Half

ESQUIVEL GARDUNO B.	12 (2) 8		
	12 (3) 9	DILALLO K.	
	12 (4) 10	BALTIMORE A.	
SFUENTES HERNANDEZ S.	13 (4) 10		
	13 (4) 11	DILALLO K.	
ESQUIVEL GARDUNO B.	14 (5) 11		
SERNA HERRERA Y.	15 (6) 11		
	15 (7) 12	GAGNON M.	
	15 (9) 13	TAUPIER M.	
	15 (10) 14	BALTIMORE A.	
ESQUIVEL GARDUNO B.	16 (11) 14		
	16 (11) 15	SMART A.	
	16 (13) 16	DILALLO K.	
SERNA HERRERA Y.	17 (13) 16		
	17 (14) 17	GAGNON M.	
	17 (15) 18	TRUDEL-CRETE K.	
	17 (17) 19	TAUPIER M.	
	17 (18) 20	FENTON K.	
	17 (19) 21	TRUDEL-CRETE K.	
ESQUIVEL GARDUNO B.	18 (20) 21		
SFUENTES HERNANDEZ S.	19 (21) 21		
SFUENTES HERNANDEZ S.	20 (22) 21		
ESQUIVEL GARDUNO B.	21 (24) 21		
SERNA HERRERA Y.	22 (26) 21		
	22 (29) 22	GAGNON M.	

1st Overtime

GARCIA CASTILLO A.	23 (3) 22		
SERNA HERRERA Y.	24 (7) 22		
	24 (8) 23	DILALLO K.	
	24 (10) 24	GAGNON M.	

2nd Overtime

SFUENTES HERNANDEZ S.	25 (1) 24		
	25 (2) 25	BALTIMORE A.	
	25 (3) 26	DILALLO K.	
SFUENTES HERNANDEZ S.	26 (4) 26		
	26 (5) 27	FENTON K.	
GARCIA MORALES Y.	27 (5) 27		
GARCIA MORALES Y.	28 (6) 27		
	28 (8) 28	DILALLO K.	

7m Shoot-out

	28	29	TAUPIER M.
ESQUIVEL GARDUNO B.	29	29	
	29	30	DILALLO K.
	29	31	GAGNON M.
SFUENTES HERNANDEZ S.	30	31	
FLORES LOPEZ A.	31	31	



Riocentro - Pavilion 3B
Riocentro Pabellón 3B
Riocentro Pavilhão 3B

21 JUL 2007
15:00

Handball
Balonmano / Handebol

Women
Señoras / Senhora

Final Round (Classification 5th-6th Place)
Finales (Clasificación 5 -6) / Finais (Classificação 5 -6)

Match No: 19

Results

Resultados / Resultados

	<u>31</u>	<u>32</u>	PILON C.
GARCIA MORALES Y.	<u>32</u>	<u>32</u>	
GARCIA MORALES Y.	<u>33</u>	<u>32</u>	
	<u>33</u>	<u>33</u>	TAUPIER M.
ESQUIVEL GARDUNO B.	<u>34</u>	<u>33</u>	
	<u>34</u>	<u>34</u>	DILALLO K.
SIFUENTES HERNANDEZ S.	<u>35</u>	<u>34</u>	
	<u>35</u>	<u>35</u>	GAGNON M.
FLORES LOPEZ A.	<u>36</u>	<u>35</u>	
	<u>36</u>	<u>36</u>	PILON C.
GARCIA MORALES Y.	<u>37</u>	<u>36</u>	



Riocentro - Pavilion 3B
 Riocentro Pabellón 3B
 Riocentro Pavilhão 3B

21 JUL 2007
 15:00

Handball
 Balonmano / Handebol

Women
 Señoras / Senhora

Final Round (Classification 5th-6th Place)
 Finales (Clasificación 5 -6) / Finais (Classificação 5 -6)

Match No: 19

Results

Resultados / Resultados

MEX 37 - 36 CAN
 (11 - 8) (11 - 14) (2 - 2) (4 - 4) (9 - 8)

Referee: DE SOUZA S. (BRA) / DAMACENO PAZ C. (BRA)

7m Shoot-out

Team: MEX - Mexico

No.	Name	Throw	Score
5	SERNA HERRERA Yuria Yunuen	Post	0 --1
13	ESQUIVEL GARDUNO Berenice Emma	Goal	1 --1
8	SIFUENTES HERNANDEZ Selene Anabel	Goal	2 --3
11	FLORES LOPEZ Adriana	Goal	3 --3
2	GARCIA MORALES Yesselly Alexandra	Goal	4 --4
2	GARCIA MORALES Yesselly Alexandra	Goal	5 --4
13	ESQUIVEL GARDUNO Berenice Emma	Goal	6 --5
8	SIFUENTES HERNANDEZ Selene Anabel	Goal	7 --6
11	FLORES LOPEZ Adriana	Goal	8 --7
14	FLORES TOVAR Blanca Margarita	Saved	8 --8
2	GARCIA MORALES Yesselly Alexandra	Goal	9 --8

Team: CAN - Canada

No.	Name	Throw	Score
7	TAUPIER Marie-Elaine	Goal	0 - 1
20	DILALLO Kate	Goal	1 - 2
10	GAGNON Martine	Goal	1 - 3
19	RAPHAEL Fabienne	Saved	2 - 3
6	PILON Caroline	Goal	3 - 4
7	TAUPIER Marie-Elaine	Goal	5 - 5
20	DILALLO Kate	Goal	6 - 6
10	GAGNON Martine	Goal	7 - 7
6	PILON Caroline	Goal	8 - 8
19	RAPHAEL Fabienne	Saved	8 - 8
7	TAUPIER Marie-Elaine	Saved	8 - 8

LEGEND

G/S	Goals / Shots	6m	6-metre Shots	Wing	Wing Shots	EX	Exclusions	BT	Breaktroughs
S/S	Saves / Shots	7m	7-metre Shots	YC	Yellow Cards	2Min	2 Minute Suspensions	FB	Fast Breaks
%	Efficiency	9m	9-metre Shots	RC	Red Cards	+	2 Minute + 2 Minute Suspensions		

Match Team Statistics

Estadística del equipo por partido / Estatística da Equipe na partida

MEX 37 - 36 CAN

(11 - 8) (11 - 14) (2 - 2) (4 - 4) (9 - 8)

Referee: DE SOUZA S. (BRA) / DAMACENO PAZ C. (BRA)

MEX - Mexico

Players		Shots								Offence		Defence		Penalties			TP	
No.	Name	G/S	%	6m	Wing	9m	7m	FB	BT	AS	TF	ST	BS	YC	2Min	RC		EX
2	GARCIA MORALES Yesselly Alexandra	7/8	88		2/3		5/5				3			1				64:05
3	AGUIAR GUERRERO Carolina																	9:41
4	RAMIREZ CHAVEZ Brenda Gabriela	1/3	33	1/2		0/1					1	1		1	1			72:02
5	SERNA HERRERA Yuria Yunuen	6/14	43	4/5		2/8	0/1			4	4	2			2			72:31
7	GARCIA CASTILLO Adriana	2/6	33	1/1	0/3	0/1		1/1		1	1	2			1			79:34
8	SIFUENTES HERNANDEZ Selene Anabel	10/18	56	1/1	1/1	4/12	2/2	1/1	1/1	5	3	2		1	1			72:48
9	ESQUIVEL GARDUNO Virginia									1	1							6:51
10	GUTIERREZ LINARES Herenia									2	1				1			39:06
11	FLORES LOPEZ Adriana	2/3	67		0/1		2/2				1							8:29
13	ESQUIVEL GARDUNO Berenice Emma	9/15	60	0/1	1/1	2/6	2/2		4/5	7	5							49:10
14	FLORES TOVAR Blanca Margarita	0/1	0				0/1								1			4:24
16	SOSA GARCIA Marlene																	72:32
18	PARRA TORRES Jessica Alicia																	7:28
21	MORENO GOMEZ Diana Elena														1			14:26
Bench/Team																		
Totals		37/68	54	7/10	4/9	8/28	11/13	2/2	5/6	20	20	7		3	8			

Goalkeepers		Total Shots		6m Shots		Wing Shots		9m Shots		7m Shots		Fast Breaks		Breakthroughs	
No.	Name	S/S	%	S/S	%	S/S	%	S/S	%	S/S	%	S/S	%	S/S	%
16	SOSA GARCIA Marlene	19/47	40	2/6	33	6/11	55	7/10	70	3/10	30	0/4	0	1/6	17
18	PARRA TORRES Jessica Alicia	2/9	22					0/1	0	0/4	0	1/1	100	1/3	33
Totals		21/57	37	2/6	33	6/11	55	7/11	64	3/15	20	1/5	20	2/9	22

Team Shots	Goals	Saves	Missed	Post	Blocked	Total	%
6m Shots	7	3				10	70
Wing Shots	4	3	1	1		9	44
9m Shots	8	8	3	2	7	28	29
7m Shots	11	1		1	n/a	13	85
Fast Breaks	2					2	100
Breakthroughs	5	1				6	83
Totals	37	16	4	4	7	68	54

Number of Attacks: 83, Scoring Efficiency: 45%

Match Team Statistics

Estadística del equipo por partido / Estatística da Equipe na partida

MEX 37 - 36 CAN

(11 - 8) (11 - 14) (2 - 2) (4 - 4) (9 - 8)

Referee: DE SOUZA S. (BRA) / DAMACENO PAZ C. (BRA)

MEX - Mexico

Shots Distribution

Players

Goals / Shots

2 GARCIA MORALES Y.	3 AGUIAR GUERRERO C.	4 RAMIREZ CHAVEZ B.	5 SERNA HERRERA Y.	7 GARCIA CASTILLO A.	8 SIFUENTES HERNANDEZ S.	9 ESQUIVEL GARDUNO V.
2/2		0/1	2/2 1/1 1/1 0/1 1/1	1/1	1/2 2/2 1/1 2/2 0/1 1/2	
3/3 0/1 2/2		1/1	1/2	0/1 1/3	2/3 1/1	

1-Blocked 2-Missed 2-Post 2-Blocked 1-Post 1-Missed 1-Post 1-Blocked

10 GUTIERREZ LINARES H.	11 FLORES LOPEZ A.	13 ESQUIVEL GARDUNO B.	14 FLORES TOVAR B.	21 MORENO GOMEZ D.
		0/1 0/1 1/1		
	1/1 1/1	2/2 2/2 4/5	0/1	

1-Missed 3-Blocked

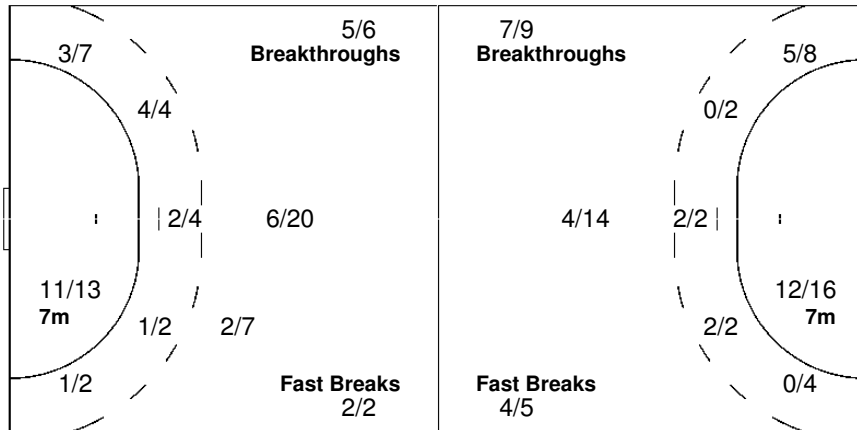
Team

Goals / Shots

3/5	4/5	2/2
5/6	0/2	2/3
10/13	4/6	7/10

4-Missed 4-Post 7-Blocked

Offence



Goalkeepers

Saves / Shots

0/4	2/3	2/10
0/2	4/4	6/10
2/5	4/6	1/13

16 SOSA GARCIA M.

0/3	2/3	1/8
0/2	3/3	6/9
2/3	4/6	1/10

18 PARRA TORRES J.

0/1		1/1
	1/1	0/1
0/2		0/3

Match Team Statistics

Estadística del equipo por partido / Estatística da Equipe na partida

MEX 37 - 36 CAN

(11 - 8) (11 - 14) (2 - 2) (4 - 4) (9 - 8)

Referee: DE SOUZA S. (BRA) / DAMACENO PAZ C. (BRA)

CAN - Canada

Players		Shots								Offence		Defence		Penalties			TP	
No.	Name	G/S	%	6m	Wing	9m	7m	FB	BT	AS	TF	ST	BS	YC	2Min	RC		EX
1	SAURIOL-JOLY Emilie																	14:43
2	GIRARD Emmanuelle	0/1	0		0/1					2	1	1						29:14
3	SMART Amber	2/5	40		0/3			1/1	1/1	1	3	1		1				41:16
4	NAULT Lynsey																	0:00
6	PILON Caroline	2/2	100				2/2											3:34
7	TAUPIER Marie-Elaine	5/10	50			0/4	5/6			3	1							29:53
8	FENTON Kate	2/3	67		0/1			1/1	1/1	2	1							43:44
9	BALTIMORE Alexis	4/5	80			2/3			2/2		4		2					63:11
10	GAGNON Martine	8/13	62	1/1		2/6	3/4	1/1	1/1	4	4	3	2					59:46
12	TOUCHETTE Audrey									2								65:17
13	BARETTE Kim											1	1	1				18:25
18	TRUDEL-CRETE Karine	3/3	100	2/2					1/1	2	3		1	1	2			78:15
19	RAPHAEL Fabienne	1/7	14	0/1		0/2	0/2		1/2	9	6	2			1			70:39
20	DILALLO Kate	9/14	64	1/2	5/7		2/2	1/2	0/1	1	1							50:05
Bench/Team																		
Totals		36/63	57	4/6	5/12	4/15	12/16	4/5	7/9	26	24	7	6	3	4			

Goalkeepers		Total Shots		6m Shots		Wing Shots		9m Shots		7m Shots		Fast Breaks		Breakthroughs	
No.	Name	S/S	%	S/S	%	S/S	%	S/S	%	S/S	%	S/S	%	S/S	%
1	SAURIOL-JOLY Emilie	3/13	23	0/1	0	1/2	50	1/4	25	1/5	20	0/1	0		
12	TOUCHETTE Audrey	13/39	33	3/9	33	2/5	40	7/12	58	0/6	0	0/1	0	1/6	17
Totals		16/53	30	3/10	30	3/7	43	8/16	50	1/12	8	0/2	0	1/6	17

Team Shots	Goals	Saves	Missed	Post	Blocked	Total	%
6m Shots	4	2				6	67
Wing Shots	5	6		1		12	42
9m Shots	4	7	3	1		15	27
7m Shots	12	3		1	n/a	16	75
Fast Breaks	4	1				5	80
Breakthroughs	7	2				9	78
Totals	36	21	3	3		63	57

Number of Attacks: 82, Scoring Efficiency: 44%

Match Team Statistics

Estadística del equipo por partido / Estatística da Equipe na partida

MEX 37 - 36 CAN
(11 - 8) (11 - 14) (2 - 2) (4 - 4) (9 - 8)

Referee: DE SOUZA S. (BRA) / DAMACENO PAZ C. (BRA)

CAN - Canada

Shots Distribution

Players

Goals / Shots

2 GIRARD E.			3 SMART A.			4 NAULT L.			6 PILON C.			7 TAUPIER M.			8 FENTON K.			9 BALTIMORE A.		
		0/1		1/1					1/1			2/2	0/1	1/2				1/1		1/1
			1/1	0/1	0/1						1/1	0/2		2/2		0/1	2/2			1/1
1-Missed			1-Post									1-Missed			1-Missed					
10 GAGNON M.			13 BARETTE K.			18 TRUDEL-CRETE K.			19 RAPHAEL F.			20 DILALLO K.								
1/1	0/1	1/1						1/1						4/5						
1/1	0/1										1/5		0/2	2/3						
2/2		3/3					1/1	1/1		0/2			1/2	2/2						
1-Missed 2-Post																				

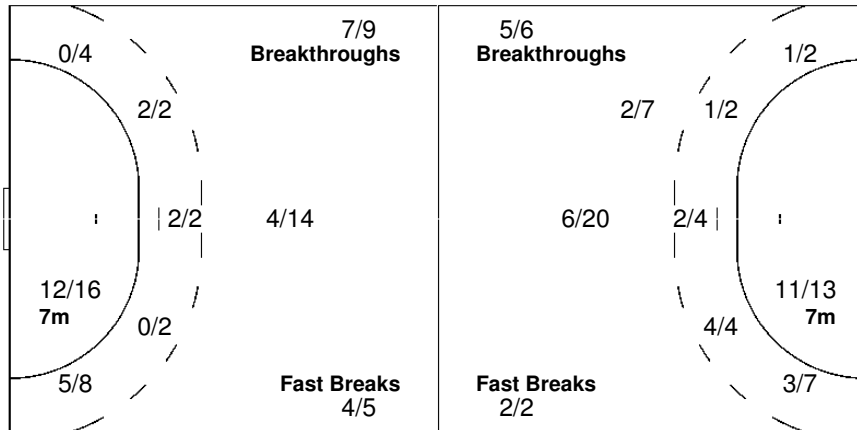
Team

Goals / Shots

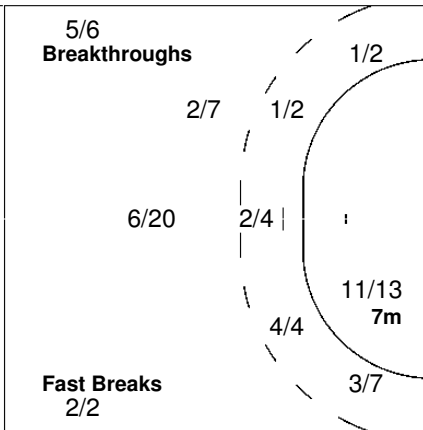
4/4	1/3	8/10
2/2	0/4	4/10
3/5	2/6	12/13

3-Missed 3-Post

Offence



Defence



Goalkeepers

Saves / Shots

2/5	1/5	0/2
1/6	2/2	1/3
3/13	2/6	3/10

1 SAURIOL-JOLY E.

1/1		
0/3		
1/5	1/1	0/3

12 TOUCHETTE A.

1/4	1/5	0/2
1/3	2/2	1/3
2/8	1/4	3/7

LEGEND									
G/S	Goals / Shots	%	Efficiency	6m	6-metre Shots	7m	7-metre Shots	9m	9-metre Shots
S/S	Saves / Shots	Wing	Wing Shots	FB	Fast Breaks	BT	Breakthroughs	EX	Exclusions
AS	Assists	TF	Technical Faults	ST	Steals	BS	Blocked Shots	TP	Time Played
YC	Yellow Cards	RC	Red Cards	n/a	not applicable	2Min	2 Minute Suspensions		
+	2 Minute + 2 Minute Suspensions								

Results

Resultados / Resultados

BRA 46 - 13 DOM

(24 - 6) (22 - 7)

Referee: VALDOVINO L. (MEX) / PEREZ E. (PUR)

RUNNING SCORE

BRA - DOM

BRA - Brazil

Players		Shots								Penalties			
No.	Name	G/S	%	6m	Wing	9m	7m	FB	BT	YC	2Min	RC	EX
1	MASSON Chana												
2	DINIZ Fabiana	3/5	60	1/3				2/2			1		
3	NASCIMENTO Alexandra	1/1	100		1/1								
4	GRIPA Fabiana	4/5	80	2/2		0/1		2/2					
5	FACHINELLO CAVALEIRO Deonise	2/3	67			0/1		1/1	1/1				
6	PIE DADE Daniela	11/13	85	3/5				8/8		1			
9	FIGUEIREDO Millene	2/2	100		1/1				1/1				
10	ROSAS Aline	10/14	71		3/6			7/8					
11	JACQUES Viviane	8/11	73		3/6		1/1	4/4					
13	SILVA Lucila												
16	de PAULA Darly												
17	MESQUITA Idalina	2/3	67		1/2			1/1					
19	SANTOS Aline	2/2	100			2/2							
20	AMORIM Eduarda	1/3	33	1/1		0/2							
Bench/Team													
Totals		46/62	74	7/11	9/16	2/6	1/1	25/26	2/2	1	1		

Goalkeepers		Saves							
No.	Name	S/S	%	6m	Wing	9m	7m	FB	BT
1	MASSON Chana	0/2	0				0/2		
16	de PAULA Darly	18/29	62	1/2	2/3	14/21			1/3
Totals		18/31	58	1/2	2/3	14/21	0/2		1/3

DOM - Dominican Republic

Players		Shots								Penalties			
No.	Name	G/S	%	6m	Wing	9m	7m	FB	BT	YC	2Min	RC	EX
2	VASQUEZ HIDALGO Yinnett	0/1	0	0/1						1			
3	HERNANDEZ Yanira	1/13	8		0/1	1/11			0/1	1	1		
4	AMPARO Nargelyn	0/1	0		0/1								
5	SANTOS Ingrid	2/3	67			2/3							
6	GRANADOS BRITO Judith	3/7	43			0/3	1/2		2/2				
7	LINARES Yndiana	2/5	40			1/4	1/1						
8	PENA RODRIGUEZ Nancy Mileidy	1/3	33	0/1	1/2								
9	ANDINO Mariela												
10	ROSA BRITO Viviana	1/4	25		0/1	1/3							
11	SANTANA Mariela	0/3	0		0/1	0/2				1			
12	SUAREZ Suleidy												
14	TEJEDA PENA Yacaira	1/1	100	1/1									
16	MEJIA ANDUJAR Elizabeth												
17	MAMBRU Maria	2/6	33			2/6							
Bench/Team										1			
Totals		13/47	28	1/3	1/6	7/32	2/3		2/3	4	1		

Goalkeepers		Saves							
No.	Name	S/S	%	6m	Wing	9m	7m	FB	BT
12	SUAREZ Suleidy	4/42	10	1/7	3/10	0/2	0/1	0/20	0/2
16	MEJIA ANDUJAR Elizabeth	3/11	27	1/2	2/4			0/5	
Totals		7/53	13	2/9	5/14	0/2	0/1	0/25	0/2

1st Half	
JACQUES V.	1 (1) 0
SANTOS A.	2 (2) 0
ROSAS A.	3 (3) 0
FACHINELLO CAVALEIRO D.	4 (4) 0
ROSAS A.	5 (6) 0
5 (6) 1	GRANADOS BRITO J.
SANTOS A.	6 (7) 1
6 (7) 2	GRANADOS BRITO J.
JACQUES V.	7 (8) 2
PIE DADE D.	8 (9) 2
ROSAS A.	9 (10) 2
JACQUES V.	10 (11) 2
10 (11) 3	SANTOS I.
GRIPA F.	11 (12) 3
JACQUES V.	12 (13) 3
ROSAS A.	13 (13) 3
13 (14) 4	GRANADOS BRITO J.
ROSAS A.	14 (16) 4
ROSAS A.	15 (17) 4
ROSAS A.	16 (18) 4
PIE DADE D.	17 (19) 4
17 (19) 5	PENA RODRIGUEZ N.
JACQUES V.	18 (20) 5
PIE DADE D.	19 (22) 5
GRIPA F.	20 (24) 5
MESQUITA I.	21 (25) 5
21 (26) 6	LINARES Y.
GRIPA F.	22 (27) 6
PIE DADE D.	23 (29) 6
PIE DADE D.	24 (30) 6

2nd Half	
GRIPA F.	25 (1) 6
25 (3) 7	SANTOS I.
FIGUEIREDO M.	26 (3) 7
DINIZ F.	27 (4) 7
DINIZ F.	28 (5) 7
FIGUEIREDO M.	29 (7) 7
PIE DADE D.	30 (8) 7
PIE DADE D.	31 (9) 7
MESQUITA I.	32 (9) 7
NASCIMENTO A.	33 (10) 7
33 (11) 8	LINARES Y.
AMORIM E.	34 (11) 8
DINIZ F.	35 (12) 8
PIE DADE D.	36 (14) 8
PIE DADE D.	37 (15) 8
ROSAS A.	38 (16) 8
38 (17) 9	TEJEDA PENA Y.
ROSAS A.	39 (18) 9
39 (19) 10	ROSA BRITO V.
PIE DADE D.	40 (19) 10
JACQUES V.	41 (20) 10
FACHINELLO CAVALEIRO D.	42 (21) 10
42 (23) 11	MAMBRU M.
JACQUES V.	43 (24) 11
PIE DADE D.	44 (24) 11
ROSAS A.	45 (27) 11
45 (27) 12	MAMBRU M.
45 (28) 13	HERNANDEZ Y.
JACQUES V.	46 (29) 13

LEGEND

G/S	Goals / Shots	6m	6-metre Shots	Wing	Wing Shots	EX	Exclusions	BT	Breakthroughs
S/S	Saves / Shots	7m	7-metre Shots	YC	Yellow Cards	2Min	2 Minute Suspensions	FB	Fast Breaks
%	Efficiency	9m	9-metre Shots	RC	Red Cards	+	2 Minute + 2 Minute Suspensions		

Match Team Statistics

Estadística del equipo por partido / Estatística da Equipe na partida

BRA 46 - 13 DOM

(24 - 6) (22 - 7)

Referee: VALDOVINO L. (MEX) / PEREZ E. (PUR)

BRA - Brazil

Players		Shots								Offence		Defence		Penalties			TP	
No.	Name	G/S	%	6m	Wing	9m	7m	FB	BT	AS	TF	ST	BS	YC	2Min	RC		EX
1	MASSON Chana																	0:19
2	DINIZ Fabiana	3/5	60	1/3				2/2		2		2	3		1			53:07
3	NASCIMENTO Alexandra	1/1	100		1/1					2		3						18:40
4	GRIPA Fabiana	4/5	80	2/2		0/1		2/2		7	1	1	1					47:43
5	FACHINELLO CAVALEIRO Deonise	2/3	67			0/1		1/1	1/1	3	1	1						18:54
6	PIEIDADE Daniela	11/13	85	3/5				8/8		2	2	2		1				48:44
9	FIGUEIREDO Millene	2/2	100		1/1				1/1	4								11:32
10	ROSAS Aline	10/14	71		3/6			7/8		4	2	2						40:44
11	JACQUES Viviane	8/11	73		3/6		1/1	4/4		3		3						41:20
13	SILVA Lucila																	
16	de PAULA Darly									5	1							59:41
17	MESQUITA Idalina	2/3	67		1/2			1/1			1	1						19:16
19	SANTOS Aline	2/2	100			2/2				4			1					26:05
20	AMORIM Eduarda	1/3	33	1/1		0/2				8	2	1	2					33:55
	Bench/Team																	
	Totals	46/62	74	7/11	9/16	2/6	1/1	25/26	2/2	44	10	16	7	1	1			

Goalkeepers		Total Shots		6m Shots		Wing Shots		9m Shots		7m Shots		Fast Breaks		Breakthroughs	
No.	Name	S/S	%	S/S	%	S/S	%	S/S	%	S/S	%	S/S	%	S/S	%
1	MASSON Chana	0/2	0							0/2	0				
16	de PAULA Darly	18/29	62	1/2	50	2/3	67	14/21	67					1/3	33
	Totals	18/31	58	1/2	50	2/3	67	14/21	67	0/2	0			1/3	33

Team Shots	Goals	Saves	Missed	Post	Blocked	Total	%
6m Shots	7	2	1	1		11	64
Wing Shots	9	5	2			16	56
9m Shots	2		2	2		6	33
7m Shots	1				n/a	1	100
Fast Breaks	25		1			26	96
Breakthroughs	2					2	100
Totals	46	7	6	3		62	74

Number of Attacks: 70, Scoring Efficiency: 66%

Match Team Statistics

Estadística del equipo por partido / Estatística da Equipe na partida

BRA 46 - 13 DOM

(24 - 6) (22 - 7)

Referee: VALDOVINO L. (MEX) / PEREZ E. (PUR)

BRA - Brazil

Shots Distribution

Players

Goals / Shots

2 DINIZ F.			3 NASCIMENTO A.			4 GRIPA F.			5 FACHINELLO CAVALEIRO D.			6 PIEDADE D.			9 FIGUEIREDO M.			10 ROSAS A.		
0/1			1/1					2/2	1/1		1/1		2/2				1/1			0/1
								2/2				1/1		3/4				2/2		2/2
1/1	1/1	1/1						2/2				2/2	2/2	1/1	1/1			3/4	1/1	2/2
1-Missed						1-Post			1-Missed			1-Post			2-Missed					
11 JACQUES V.			13 SILVA L.			17 MESQUITA I.			19 SANTOS A.			20 AMORIM E.								
												1/1								
1/3		2/2							1/1											
1/2	2/2	2/2						1/1			1/1									
1-Missed						1-Missed						1-Missed 1-Post								

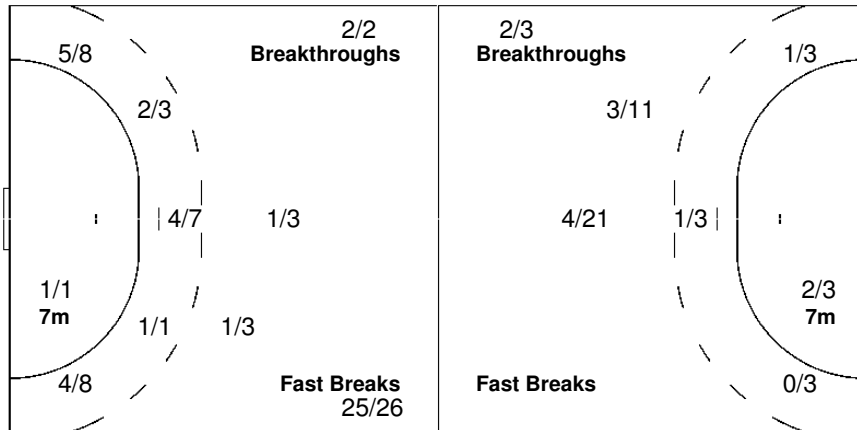
Team

Goals / Shots

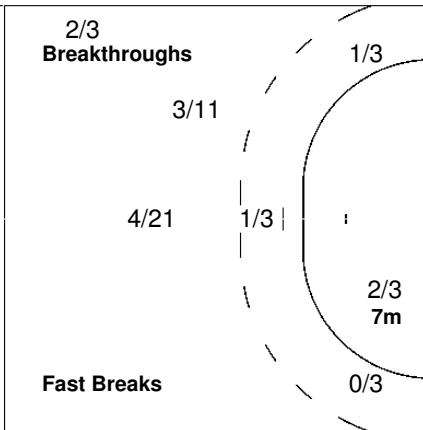
3/4	2/2	2/3
5/7		9/10
8/10	7/7	10/10

6-Missed 3-Post

Offence



Defence



Goalkeepers

Saves / Shots

2/6	4/5	1/4
1/1		0/1
1/2	6/8	3/4

1 MASSON C.

0/1		0/1

16 DE PAULA D.

2/5	4/5	1/3
1/1		0/1
1/2	6/8	3/4

Match Team Statistics

Estadística del equipo por partido / Estatística da Equipe na partida

BRA 46 - 13 DOM

(24 - 6) (22 - 7)

Referee: VALDOVINO L. (MEX) / PEREZ E. (PUR)

DOM - Dominican Republic

Players		Shots								Offence		Defence		Penalties			TP	
No.	Name	G/S	%	6m	Wing	9m	7m	FB	BT	AS	TF	ST	BS	YC	2Min	RC		EX
2	VASQUEZ HIDALGO Yinnett	0/1	0	0/1						1	1			1				33:33
3	HERNANDEZ Yanira	1/13	8		0/1	1/11			0/1	4	4			1	1			49:07
4	AMPARO Nargelyn	0/1	0		0/1					1								14:25
5	SANTOS Ingrid	2/3	67			2/3				1	8							27:55
6	GRANADOS BRITO Judith	3/7	43			0/3	1/2		2/2	1	3							22:05
7	LINARES Yndiana	2/5	40			1/4	1/1			1	5							30:53
8	PENA RODRIGUEZ Nancy Mileidy	1/3	33	0/1	1/2						2							40:50
9	ANDINO Mariela										1							20:50
10	ROSA BRITO Viviana	1/4	25		0/1	1/3					5							20:14
11	SANTANA Mariela	0/3	0		0/1	0/2					1			1				54:19
12	SUAREZ Suleidy																	45:31
14	TEJEDA PENA Yacaira	1/1	100	1/1						1								26:39
16	MEJIA ANDUJAR Elizabeth																	14:29
17	MAMBRU Maria	2/6	33			2/6				1	3	1						19:10
Bench/Team														1				
Totals		13/47	28	1/3	1/6	7/32	2/3		2/3	11	33	1		4	1			

Goalkeepers		Total Shots		6m Shots		Wing Shots		9m Shots		7m Shots		Fast Breaks		Breakthroughs	
No.	Name	S/S	%	S/S	%	S/S	%	S/S	%	S/S	%	S/S	%	S/S	%
12	SUAREZ Suleidy	4/42	10	1/7	14	3/10	30	0/2	0	0/1	0	0/20	0	0/2	0
16	MEJIA ANDUJAR Elizabeth	3/11	27	1/2	50	2/4	50					0/5	0		
Totals		7/53	13	2/9	22	5/14	36	0/2	0	0/1	0	0/25	0	0/2	0

Team Shots	Goals	Saves	Missed	Post	Blocked	Total	%
6m Shots	1	1	1			3	33
Wing Shots	1	2	1	2		6	17
9m Shots	7	14	2	1	8	32	22
7m Shots	2			1	n/a	3	67
Fast Breaks							
Breakthroughs	2	1				3	67
Totals	13	18	4	4	8	47	28

Number of Attacks: 70, Scoring Efficiency: 19%

Match Team Statistics

Estadística del equipo por partido / Estatística da Equipe na partida

BRA 46 - 13 DOM

(24 - 6) (22 - 7)

Referee: VALDOVINO L. (MEX) / PEREZ E. (PUR)

DOM - Dominican Republic

Shots Distribution

Players

Goals / Shots

2 VASQUEZ HIDALGO Y.	3 HERNANDEZ Y.	4 AMPARO N.	5 SANTOS I.	6 GRANADOS BRITO J.	7 LINARES Y.	8 PENA RODRIGUEZ N.
0/1	1/2 0/1 0/1		1/1 1/1	1/1 1/1	2/2 0/1	
	0/2 0/2			1/2 0/1		0/1 1/1
	2-Missed 3-Blocked	1-Post	1-Post	1-Post 1-Blocked	2-Blocked 1-Missed	

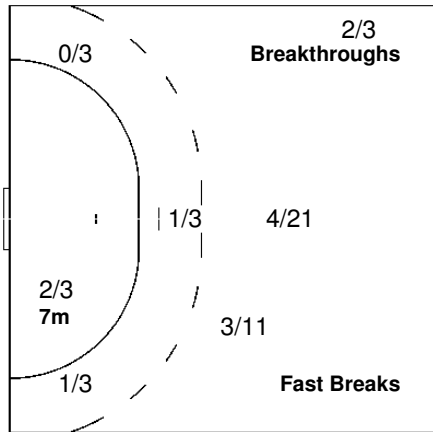
9 ANDINO M.	10 ROSA BRITO V.	11 SANTANA M.	14 TEJEDA PENYA Y.	17 MAMBRU M.
	0/1 0/1	0/1		1/1 0/1 1/1
	1/1	0/1	1/1	0/1
	1-Post	1-Missed		2-Blocked

Team

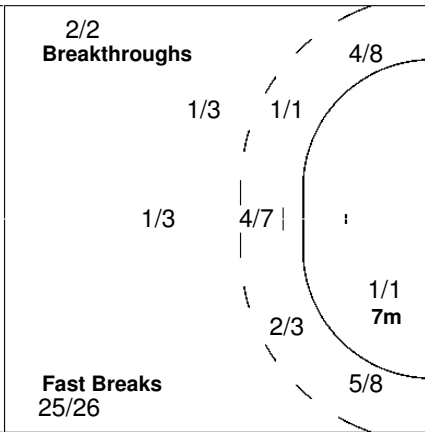
Goals / Shots

4/6	1/5	3/4
0/1		1/1
1/2	2/8	1/4
4-Missed	4-Post	8-Blocked

Offence



Defence



Goalkeepers

Saves / Shots

1/4	0/2	1/3
2/7		1/10
2/10	0/7	0/10

12 SUAREZ S.

0/3	0/1	1/2
2/6		1/10
0/6	0/6	0/8

16 MEJIA ANDUJAR E.

1/1	0/1	0/1
0/1		
2/4	0/1	0/2

LEGEND

G/S Goals / Shots	% Efficiency	6m 6-metre Shots	7m 7-metre Shots	9m 9-metre Shots
S/S Saves / Shots	Wing Wing Shots	FB Fast Breaks	BT Breakthroughs	EX Exclusions
AS Assists	TF Technical Faults	ST Steals	BS Blocked Shots	TP Time Played
YC Yellow Cards	RC Red Cards	n/a not applicable	2Min 2 Minute Suspensions	
+ 2 Minute + 2 Minute Suspensions				

Results

Resultados / Resultados

ARG 25 - 37 CUB

(9 - 20) (16 - 17)

Referee: BORD G. (FRA) / BUY O. (FRA)

RUNNING SCORE

ARG - CUB

ARG - Argentina

No.	Name	Shots								Penalties				
		G/S	%	6m	Wing	9m	7m	FB	BT	YC	2Min	RC	EX	
1	SCHLESINGER Silvana													
3	BASILE Cinthya									1				
4	COSTANTINO Georgina	2/3	67	1/2	1/1									
5	FERREA Bibiana	1/1	100			1/1								
6	MENA Antonela													
7	DECILIO Magdalena	5/10	50	1/3	1/3	2/3			1/1		1			
8	HARO Lucia	4/8	50	1/4	2/2	0/1			1/1	1	1			
9	ACOSTA Maria Emilia	3/9	33		0/1	1/5		0/1	2/2	1	1			
10	MEYER Sonia	3/5	60				3/4		0/1	1	1			
11	TOTOLO Silvana	1/3	33	0/2	1/1									
12	KOGAN Valentina													
13	FERNANDEZ Lucia	0/1	0			0/1					1			
14	TAGLIAVINI Solange	4/6	67	0/1	0/1	3/3								
15	SANGUINETTI Mariana	2/2	100	2/2							1			
	Bench/Team													
	Totals	25/48	52	5/14	5/9	7/14	3/4	0/1	5/6	2	6			

No.	Name	Saves							
		S/S	%	6m	Wing	9m	7m	FB	BT
1	SCHLESINGER Silvana	2/11	18	1/2	0/1	1/1	0/2	0/3	0/2
12	KOGAN Valentina	4/32	13	2/8	1/7	1/3	0/3	0/6	0/5
	Totals	6/43	14	3/10	1/8	2/4	0/5	0/9	0/7

CUB - Cuba

No.	Name	Shots								Penalties				
		G/S	%	6m	Wing	9m	7m	FB	BT	YC	2Min	RC	EX	
1	SARDINAS RIVERO Maydelis										1			
2	MURILLO VICET Virgen													
3	MARTINEZ DUANY Ayling	13/13	100		7/7			5/5	1/1		1			
4	TURRO BELTRON Yasnay	3/3	100	1/1				2/2			2			
5	DURAN MORENS Arassay	4/4	100	1/1		1/1			2/2	1	2			
6	CUESTA ZULUETA Ariagne										1			
7	GOMEZ HERNANDEZ Suleiky	6/11	55	0/4		1/2	5/5			1	1			
9	LUSSON MIRANDA Lisandra	8/11	73	2/2	0/1	0/2		2/2	4/4					
10	MEDEROS CASTILLO Neivys													
11	MARTI POMPA Yohania	3/4	75	3/4						1	2			
12	VIZCAY MEDINA Caridad													
13	VALDEZ AGRAMONTE Imara													
15	VALERA ABREU Nadezza	0/1	0	0/1										
16	GUEVARA LLOVERAS Eneleidys													
	Bench/Team													
	Totals	37/47	79	7/13	7/8	2/5	5/5	9/9	7/7	3	10			

No.	Name	Saves							
		S/S	%	6m	Wing	9m	7m	FB	BT
1	SARDINAS RIVERO Maydelis	8/25	32	0/4	3/8	3/6	1/3	1/1	0/3
12	VIZCAY MEDINA Caridad	2/10	20	1/2		1/5	0/1		0/2
16	GUEVARA LLOVERAS Eneleidys								
	Totals	10/35	29	1/6	3/8	4/11	1/4	1/1	0/5

1st Half

	0 (1) 1	MARTINEZ DUANY A.
	0 (3) 2	GOMEZ HERNANDEZ S.
ACOSTA M.	1 (3) 2	
HARO L.	2 (6) 2	
	2 (6) 3	GOMEZ HERNANDEZ S.
	2 (9) 4	MARTINEZ DUANY A.
	2 (10) 5	MARTI POMPA Y.
ACOSTA M.	3 (11) 5	
	3 (12) 6	MARTINEZ DUANY A.
MEYER S.	4 (13) 6	
	4 (14) 7	MARTINEZ DUANY A.
	4 (15) 8	MARTINEZ DUANY A.
	4 (16) 9	GOMEZ HERNANDEZ S.
FERREA B.	5 (18) 9	
	5 (19) 10	DURAN MORENS A.
HARO L.	6 (20) 10	
	6 (20) 11	DURAN MORENS A.
	6 (21) 12	TURRO BELTRON Y.
	6 (23) 13	GOMEZ HERNANDEZ S.
	6 (23) 14	MARTINEZ DUANY A.
DECILIO M.	7 (24) 14	
	7 (24) 15	MARTINEZ DUANY A.
	7 (25) 16	LUSSON MIRANDA L.
SANGUINETTI M.	8 (26) 16	
	8 (26) 17	LUSSON MIRANDA L.
	8 (27) 18	GOMEZ HERNANDEZ S.
	8 (28) 19	MARTINEZ DUANY A.
TAGLIAVINI S.	9 (29) 19	
	9 (29) 20	MARTINEZ DUANY A.

2nd Half

ACOSTA M.	10 (2) 20	
	10 (3) 21	TURRO BELTRON Y.
COSTANTINO G.	11 (5) 21	
DECILIO M.	12 (5) 21	
	12 (6) 22	GOMEZ HERNANDEZ S.
DECILIO M.	13 (8) 22	
DECILIO M.	14 (10) 22	
	14 (11) 23	LUSSON MIRANDA L.
	14 (11) 24	LUSSON MIRANDA L.
	14 (13) 25	DURAN MORENS A.
TAGLIAVINI S.	15 (14) 25	
TAGLIAVINI S.	16 (15) 25	
MEYER S.	17 (16) 25	
	17 (17) 26	MARTI POMPA Y.
TAGLIAVINI S.	18 (17) 26	
TOTOLO S.	19 (19) 26	
	19 (19) 27	LUSSON MIRANDA L.
	19 (20) 28	MARTINEZ DUANY A.
	19 (21) 29	DURAN MORENS A.
MEYER S.	20 (21) 29	
	20 (22) 30	MARTINEZ DUANY A.
COSTANTINO G.	21 (22) 30	
HARO L.	22 (23) 30	
DECILIO M.	23 (24) 30	
	23 (24) 31	MARTI POMPA Y.
	23 (25) 32	MARTINEZ DUANY A.
	23 (26) 33	TURRO BELTRON Y.
	23 (27) 34	LUSSON MIRANDA L.
	23 (28) 35	LUSSON MIRANDA L.
HARO L.	24 (29) 35	
	24 (30) 36	LUSSON MIRANDA L.
	24 (30) 37	MARTINEZ DUANY A.
SANGUINETTI M.	25 (30) 37	

LEGEND

G/S	Goals / Shots	6m	6-metre Shots	Wing	Wing Shots	EX	Exclusions	BT	Breakthroughs
S/S	Saves / Shots	7m	7-metre Shots	YC	Yellow Cards	2Min	2 Minute Suspensions	FB	Fast Breaks
%	Efficiency	9m	9-metre Shots	RC	Red Cards	+	2 Minute + 2 Minute Suspensions		

Match Team Statistics

Estadística del equipo por partido / Estatística da Equipe na partida

ARG 25 - 37 CUB

(9 - 20) (16 - 17)

Referee: BORD G. (FRA) / BUY O. (FRA)

ARG - Argentina

Players		Shots								Offence		Defence		Penalties			TP	
No.	Name	G/S	%	6m	Wing	9m	7m	FB	BT	AS	TF	ST	BS	YC	2Min	RC		EX
1	SCHLESINGER Silvina																	9:07
3	BASILE Cinthya										1			1				22:11
4	COSTANTINO Georgina	2/3	67	1/2	1/1					2	1	1						48:14
5	FERREA Bibiana	1/1	100			1/1					1							55:14
6	MENA Antonela																	3:59
7	DECILIO Magdalena	5/10	50	1/3	1/3	2/3			1/1		3				1			40:52
8	HARO Lucia	4/8	50	1/4	2/2	0/1			1/1	1	5	1		1	1			35:27
9	ACOSTA Maria Emilia	3/9	33		0/1	1/5		0/1	2/2		2				1			38:17
10	MEYER Sonia	3/5	60				3/4		0/1	1	1	1			1			29:44
11	TOTOLO Silvana	1/3	33	0/2	1/1					1	2							25:07
12	KOGAN Valentina																	50:53
13	FERNANDEZ Lucia	0/1	0			0/1										1		11:54
14	TAGLIAVINI Solange	4/6	67	0/1	0/1	3/3			1/1		3							24:17
15	SANGUINETTI Mariana	2/2	100	2/2							3	1				1		24:44
	Bench/Team																	
	Totals	25/48	52	5/14	5/9	7/14	3/4	0/1	5/6	5	22	4		2	6			

Goalkeepers		Total Shots		6m Shots		Wing Shots		9m Shots		7m Shots		Fast Breaks		Breakthroughs	
No.	Name	S/S	%	S/S	%	S/S	%	S/S	%	S/S	%	S/S	%	S/S	%
1	SCHLESINGER Silvina	2/11	18	1/2	50	0/1	0	1/1	100	0/2	0	0/3	0	0/2	0
12	KOGAN Valentina	4/32	13	2/8	25	1/7	14	1/3	33	0/3	0	0/6	0	0/5	0
	Totals	6/43	14	3/10	30	1/8	13	2/4	50	0/5	0	0/9	0	0/7	0

Team Shots	Goals	Saves	Missed	Post	Blocked	Total	%
6m Shots	5	1	2	4	2	14	36
Wing Shots	5	3		1		9	56
9m Shots	7	4	2	1		14	50
7m Shots	3	1			n/a	4	75
Fast Breaks		1				1	0
Breakthroughs	5			1		6	83
Totals	25	10	4	7	2	48	52

Number of Attacks: 66, Scoring Efficiency: 38%

Match Team Statistics

Estadística del equipo por partido / Estatística da Equipe na partida

ARG 25 - 37 CUB

(9 - 20) (16 - 17)

Referee: BORD G. (FRA) / BUY O. (FRA)

ARG - Argentina

Shots Distribution

Players

Goals / Shots

3 BASILE C.

4 COSTANTINO G.

	1/1	1/1

1-Post

5 FERREA B.

	1/1	

6 MENA A.

7 DECILIO M.

		1/1
		0/1
	1/2	3/4

1-Missed 1-Post

8 HARO L.

	0/2	1/1
		3/3

1-Missed 1-Post

9 ACOSTA M.

	0/1	1/2
		1/2

2-Missed 1-Post

10 MEYER S.

	0/1	
	1/1	
	2/2	

1-Post

11 TOTULO S.

		1/1

1-Post 1-Blocked

13 FERNANDEZ L.

1-Post

14 TAGLIAVINI S.

	1/1	
	0/1	1/1
		2/2

1-Blocked

15 SANGUINETTI M.

		2/2

Team

Goals / Shots

1/1	0/1	1/1
0/1	1/4	4/6
2/3	4/4	12/14

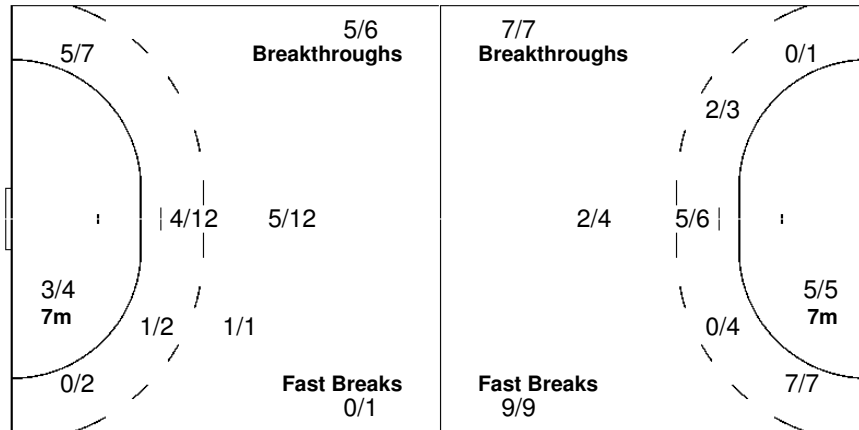
4-Missed 7-Post 2-Blocked

Offence

Defence

Goalkeepers

Saves / Shots



2/9	0/4	1/9
1/4		1/2
0/4	0/2	1/9

1 SCHLESINGER S.

0/1		0/3
		1/1
		1/6

12 KOGAN V.

2/8	0/4	1/6
1/4		0/1
0/4	0/2	0/3

Match Team Statistics

Estadística del equipo por partido / Estatística da Equipe na partida

ARG 25 - 37 CUB

(9 - 20) (16 - 17)

Referee: BORD G. (FRA) / BUY O. (FRA)

CUB - Cuba

Players		Shots								Offence		Defence		Penalties			TP	
No.	Name	G/S	%	6m	Wing	9m	7m	FB	BT	AS	TF	ST	BS	YC	2Min	RC		EX
1	SARDINAS RIVERO Maydelis									1					1			39:26
2	MURILLO VICET Virgen																	
3	MARTINEZ DUANY Ayling	13/13	100		7/7			5/5	1/1	2	3				1			60:00
4	TURRO BELTRON Yasnay	3/3	100	1/1				2/2		2	3	2			2			60:00
5	DURAN MORENS Arassay	4/4	100	1/1		1/1			2/2	9	2	6		1	2			60:00
6	CUESTA ZULUETA Ariagne										1				1			6:23
7	GOMEZ HERNANDEZ Suleiky	6/11	55	0/4		1/2	5/5			8	5			1	1			54:55
9	LUSSON MIRANDA Lisandra	8/11	73	2/2	0/1	0/2		2/2	4/4	2	2		1					38:16
10	MEDEROS CASTILLO Neivys										1							5:05
11	MARTI POMPA Yohania	3/4	75	3/4						2	3			1	2			51:37
12	VIZCAY MEDINA Caridad																	22:34
13	VALDEZ AGRAMONTE Imara																	
15	VALERA ABREU Nadezza	0/1	0	0/1						1	1							21:44
16	GUEVARA LLOVERAS Eneleidys																	
Bench/Team																		
Totals		37/47	79	7/13	7/8	2/5	5/5	9/9	7/7	27	21	8	1	3	10			

Goalkeepers		Total Shots		6m Shots		Wing Shots		9m Shots		7m Shots		Fast Breaks		Breakthroughs	
No.	Name	S/S	%	S/S	%	S/S	%	S/S	%	S/S	%	S/S	%	S/S	%
1	SARDINAS RIVERO Maydelis	8/25	32	0/4	0	3/8	38	3/6	50	1/3	33	1/1	100	0/3	0
12	VIZCAY MEDINA Caridad	2/10	20	1/2	50			1/5	20	0/1	0			0/2	0
16	GUEVARA LLOVERAS Eneleidys														
Totals		10/35	29	1/6	17	3/8	38	4/11	36	1/4	25	1/1	100	0/5	0

Team Shots	Goals	Saves	Missed	Post	Blocked	Total	%
6m Shots	7	3	2		1	13	54
Wing Shots	7	1				8	88
9m Shots	2	2	1			5	40
7m Shots	5				n/a	5	100
Fast Breaks	9					9	100
Breakthroughs	7					7	100
Totals	37	6	3		1	47	79

Number of Attacks: 67, Scoring Efficiency: 55%

Match Team Statistics

Estadística del equipo por partido / Estatística da Equipe na partida

ARG 25 - 37 CUB

(9 - 20) (16 - 17)

Referee: BORD G. (FRA) / BUY O. (FRA)

CUB - Cuba

Shots Distribution

Players

Goals / Shots

2 MURILLO VICET V.	3 MARTINEZ DUANY A.	4 TURRO BELTRON Y.	5 DURAN MORENS A.	6 CUESTA ZULUETA A.	7 GOMEZ HERNANDEZ S.	9 LUSSON MIRANDA L.
	6/6				1/1	0/1
	1/1		2/2		1/1	1/1
	4/4	1/1		1/1		1/2
					2/2	1/1
					1/1	4/5

3-Missed 1-Blocked

10 MEDEROS CASTILLO N.	11 MARTI POMPA Y.	13 VALDEZ AGRAMONTE I.	15 VALERA ABREU N.
	1/1		0/1
	0/1		
	1/1		

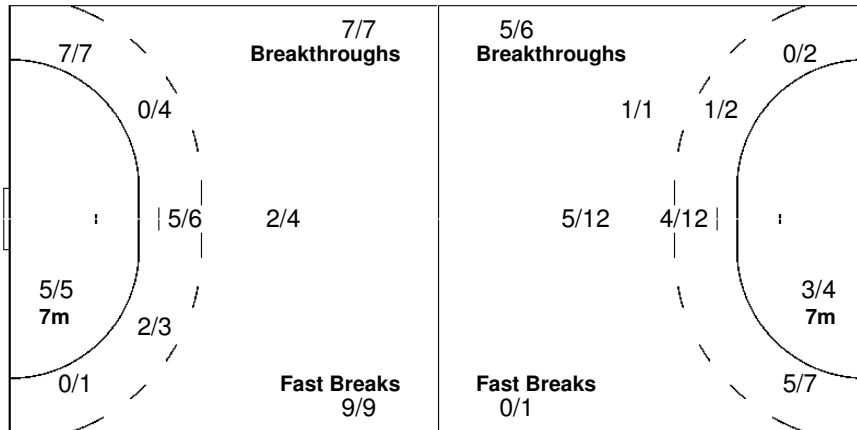
Team

Goals / Shots

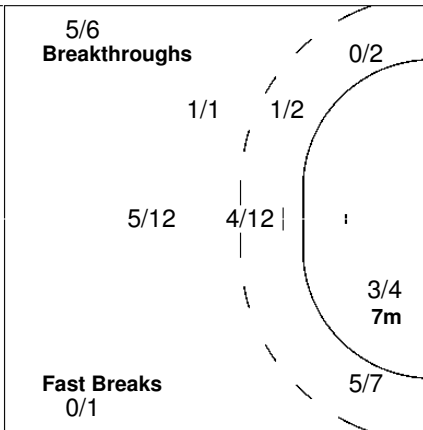
7/9	4/4	8/9
3/4		1/2
4/4	2/2	8/9

3-Missed 1-Blocked

Offence



Defence



Goalkeepers

Saves / Shots

0/1	1/1	0/1
1/1	3/4	2/6
1/3	0/4	2/14

1 SARDINAS RIVERO M.

0/1	1/1	0/1
1/1	2/3	1/4
1/2	0/2	2/10

12 VIZCAY MEDINA C.

	1/1	1/2
0/1	0/2	0/4

16 GUEVARA LLOVERAS E.



Riocentro - Pavilion 3B
 Riocentro Pabellón 3B
 Riocentro Pavilhão 3B

19 JUL 2007
 22:00

Handball
 Balonmano / Handebol

Women
 Señoras / Senhora

Semifinals
 Semifinales / Semifinais

Match No: 16

Match Team Statistics

Estadística del equipo por partido / Estatística da Equipe na partida

LEGEND									
G/S	Goals / Shots	%	Efficiency	6m	6-metre Shots	7m	7-metre Shots	9m	9-metre Shots
S/S	Saves / Shots	Wing	Wing Shots	FB	Fast Breaks	BT	Breakthroughs	EX	Exclusions
AS	Assists	TF	Technical Faults	ST	Steals	BS	Blocked Shots	TP	Time Played
YC	Yellow Cards	RC	Red Cards	n/a	not applicable	2Min	2 Minute Suspensions		
+	2 Minute + 2 Minute Suspensions								

Results

Resultados / Resultados

DOM 22 - 23 ARG

(11 - 11) (11 - 12)

Referee: DE MELLO E. (BRA) / FAVRETO M. (BRA)

RUNNING SCORE

DOM - ARG

DOM - Dominican Republic

Players		Shots								Penalties			
No.	Name	G/S	%	6m	Wing	9m	7m	FB	BT	YC	2Min	RC	EX
2	VASQUEZ HIDALGO Yinnett	3/4	75	2/2				1/2		1			
3	HERNANDEZ Yanira	3/8	38	3/4	0/1	0/3					1		
4	AMPARO Nargelyn												
5	SANTOS Ingrid	1/2	50		0/1				1/1		1		
6	GRANADOS BRITO Judith	11/17	65	5/8	1/1	0/3	1/1		4/4				
7	LINARES Yndiana									1	2		
8	PENA RODRIGUEZ Nancy Mileidy	3/4	75		2/2			1/2					
9	ANDINO Mariela	1/4	25	1/2	0/2								
10	ROSA BRITO Viviana												
11	SANTANA Mariela										2		
12	SUAREZ Suleidy									1			
14	TEJEDA PENA Yacaira												
16	MEJIA ANDUJAR Elizabeth												
17	MAMBRU Maria												
	Bench/Team									1			
Totals		22/39	56	11/16	3/7	0/6	1/1	2/4	5/5	4	6		

Goalkeepers		Saves							
No.	Name	S/S	%	6m	Wing	9m	7m	FB	BT
12	SUAREZ Suleidy	9/32	28	6/11	2/6	1/1	0/4	0/2	0/8
16	MEJIA ANDUJAR Elizabeth								
Totals		9/32	28	6/11	2/6	1/1	0/4	0/2	0/8

ARG - Argentina

Players		Shots								Penalties			
No.	Name	G/S	%	6m	Wing	9m	7m	FB	BT	YC	2Min	RC	EX
1	SCHLESINGER Silvina												
2	ALEJANDRE Maria del Carmen												
3	BASILE Cinthya	1/2	50				1/1		0/1		1		
4	COSTANTINO Georgina	2/4	50	1/3					1/1				
5	FERREA Bibiana	4/7	57	0/1	3/4			0/1	1/1		1		
6	MENA Antonela	0/2	0	0/2									
7	DECILIO Magdalena	0/1	0			0/1							
8	HARO Lucia	4/7	57	2/5					2/2				
9	ACOSTA Maria Emilia	5/6	83	1/1	1/1		2/3		1/1	1	1		
10	MEYER Sonia	1/3	33		0/1		1/2						
11	TOTOLO Silvana	4/5	80	0/1				2/2	2/2	1	2		
12	KOGAN Valentina												
13	FERNANDEZ Lucia	1/2	50	1/1	0/1								
15	SANGUINETTI Mariana	1/2	50	0/1					1/1	1	2		
	Bench/Team												
Totals		23/41	56	5/15	4/7	0/1	4/6	2/3	8/9	3	7		

Goalkeepers		Saves							
No.	Name	S/S	%	6m	Wing	9m	7m	FB	BT
1	SCHLESINGER Silvina	0/1	0				0/1		
12	KOGAN Valentina	11/32	34	2/13	3/6	4/4		2/4	0/5
Totals		11/33	33	2/13	3/6	4/4	0/1	2/4	0/5

1st Half

0 (2)	1	FERNANDEZ L.
0 (4)	2	ACOSTA M.
1 (6)	2	HERNANDEZ Y.
2 (8)	2	GRANADOS BRITO J.
3 (9)	2	PENA RODRIGUEZ N.
3 (10)	3	COSTANTINO G.
4 (10)	3	GRANADOS BRITO J.
4 (12)	4	TOTOLO S.
4 (13)	5	ACOSTA M.
4 (16)	6	TOTOLO S.
4 (18)	7	FERREA B.
5 (18)	7	GRANADOS BRITO J.
5 (20)	8	ACOSTA M.
6 (21)	8	VASQUEZ HIDALGO Y.
6 (22)	9	HARO L.
7 (23)	9	VASQUEZ HIDALGO Y.
8 (25)	9	SANTOS I.
9 (26)	9	HERNANDEZ Y.
9 (26)	10	FERREA B.
10 (28)	10	GRANADOS BRITO J.
10 (29)	11	HARO L.
11 (30)	11	GRANADOS BRITO J.

2nd Half

11 (1)	12	FERREA B.
12 (3)	12	GRANADOS BRITO J.
12 (3)	13	ACOSTA M.
12 (4)	14	MEYER S.
13 (6)	14	GRANADOS BRITO J.
14 (7)	14	ANDINO M.
14 (8)	15	BASILE C.
15 (9)	15	GRANADOS BRITO J.
16 (9)	15	VASQUEZ HIDALGO Y.
16 (10)	16	ACOSTA M.
16 (11)	17	TOTOLO S.
16 (12)	18	HARO L.
16 (13)	19	SANGUINETTI M.
17 (14)	19	PENA RODRIGUEZ N.
17 (15)	20	FERREA B.
17 (16)	21	COSTANTINO G.
18 (19)	21	GRANADOS BRITO J.
19 (20)	21	PENA RODRIGUEZ N.
19 (20)	22	HARO L.
20 (22)	22	GRANADOS BRITO J.
21 (25)	22	GRANADOS BRITO J.
22 (25)	22	HERNANDEZ Y.
22 (29)	23	TOTOLO S.

LEGEND

G/S	Goals / Shots	6m	6-metre Shots	Wing	Wing Shots	EX	Exclusions	BT	Breakthroughs
S/S	Saves / Shots	7m	7-metre Shots	YC	Yellow Cards	2Min	2 Minute Suspensions	FB	Fast Breaks
%	Efficiency	9m	9-metre Shots	RC	Red Cards	+	2 Minute + 2 Minute Suspensions		

Match Team Statistics

Estadística del equipo por partido / Estatística da Equipe na partida

DOM 22 - 23 ARG

(11 - 11) (11 - 12)

Referee: DE MELLO E. (BRA) / FAVRETO M. (BRA)

DOM - Dominican Republic

Players		Shots								Offence		Defence		Penalties			TP	
No.	Name	G/S	%	6m	Wing	9m	7m	FB	BT	AS	TF	ST	BS	YC	2Min	RC		EX
2	VASQUEZ HIDALGO Yinnett	3/4	75	2/2				1/2		1	3			1				58:26
3	HERNANDEZ Yanira	3/8	38	3/4	0/1	0/3					2	2			1			40:32
4	AMPARO Nargelyn																	
5	SANTOS Ingrid	1/2	50		0/1				1/1	2	6	1			1			60:00
6	GRANADOS BRITO Judith	11/17	65	5/8	1/1	0/3	1/1		4/4	4	4							40:49
7	LINARES Yndiana													1	2			26:47
8	PENA RODRIGUEZ Nancy Mileidy	3/4	75		2/2			1/2		1	4	2						60:00
9	ANDINO Mariela	1/4	25	1/2	0/2						2	2						60:00
10	ROSA BRITO Viviana																	
11	SANTANA Mariela											1			2			13:26
12	SUAREZ Suleidy													1				60:00
14	TEJEDA PENA Yacaira																	
16	MEJIA ANDUJAR Elizabeth																	
17	MAMBRU Maria																	
	Bench/Team													1				
Totals		22/39	56	11/16	3/7	0/6	1/1	2/4	5/5	8	21	8		4	6			

Goalkeepers		Total Shots		6m Shots		Wing Shots		9m Shots		7m Shots		Fast Breaks		Breakthroughs	
No.	Name	S/S	%	S/S	%	S/S	%	S/S	%	S/S	%	S/S	%	S/S	%
12	SUAREZ Suleidy	9/32	28	6/11	55	2/6	33	1/1	100	0/4	0	0/2	0	0/8	0
16	MEJIA ANDUJAR Elizabeth														
Totals		9/32	28	6/11	55	2/6	33	1/1	100	0/4	0	0/2	0	0/8	0

Team Shots	Goals	Saves	Missed	Post	Blocked	Total	%
6m Shots	11	2	1	1	1	16	69
Wing Shots	3	3	1			7	43
9m Shots		4	1	1		6	0
7m Shots	1				n/a	1	100
Fast Breaks	2	2				4	50
Breakthroughs	5					5	100
Totals	22	11	3	2	1	39	56

Number of Attacks: 57, Scoring Efficiency: 39%

Match Team Statistics

Estadística del equipo por partido / Estatística da Equipe na partida

DOM 22 - 23 ARG

(11 - 11) (11 - 12)

Referee: DE MELLO E. (BRA) / FAVRETO M. (BRA)

DOM - Dominican Republic

Shots Distribution

Players

Goals / Shots

2 VASQUEZ HIDALGO Y.	3 HERNANDEZ Y.	4 AMPARO N.	5 SANTOS I.	6 GRANADOS BRITO J.	7 LINARES Y.	8 PENNA RODRIGUEZ N.
2/2	1/1 0/1 0/1 0/1 2/2 0/1		0/1 1/1	1/1 0/2 2/2 5/5 1/1		1/1 1/1 0/1 1/1

1-Blocked

2-Missed 2-Post

9 ANDINO M.	10 ROSA BRITO V.	11 SANTANA M.	14 TEJEDA PENA Y.	17 MAMBRU M.
0/1 1/1 0/1				

1-Missed

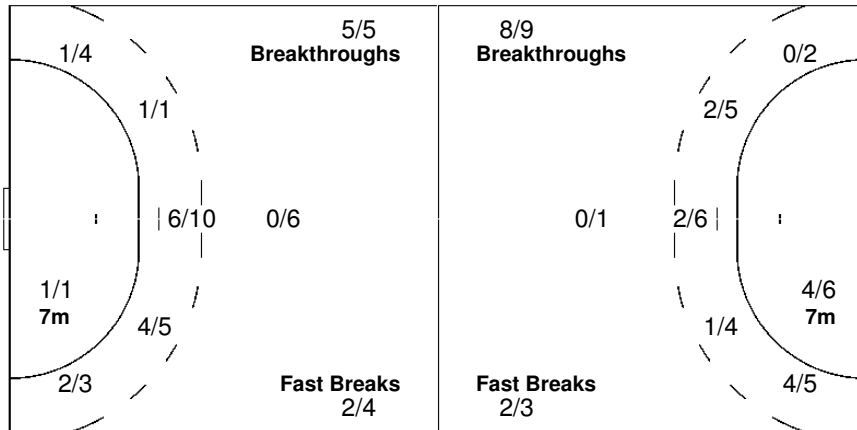
Team

Goals / Shots

1/1	1/2	3/4
4/5	0/4	6/7
0/1	5/5	2/4

3-Missed 2-Post 1-Blocked

Offence



Defence

Goalkeepers

Saves / Shots

0/1	2/4	
3/4		3/4
1/8	0/8	0/3

12 SUAREZ S.

0/1	2/4	
3/4		3/4
1/8	0/8	0/3

16 MEJIA ANDUJAR E.

Match Team Statistics

Estadística del equipo por partido / Estatística da Equipe na partida

DOM 22 - 23 ARG

(11 - 11) (11 - 12)

Referee: DE MELLO E. (BRA) / FAVRETO M. (BRA)

ARG - Argentina

Players		Shots								Offence		Defence		Penalties			TP	
No.	Name	G/S	%	6m	Wing	9m	7m	FB	BT	AS	TF	ST	BS	YC	2Min	RC		EX
1	SCHLESINGER Silvina																	0:11
2	ALEJANDRE Maria del Carmen																	
3	BASILE Cinthya	1/2	50				1/1		0/1						1			29:11
4	COSTANTINO Georgina	2/4	50	1/3					1/1		1							38:08
5	FERREA Bibiana	4/7	57	0/1	3/4			0/1	1/1	2	1				1			58:43
6	MENA Antonela	0/2	0	0/2									1					27:37
7	DECILIO Magdalena	0/1	0			0/1												4:25
8	HARO Lucia	4/7	57	2/5					2/2	3	4	1						43:42
9	ACOSTA Maria Emilia	5/6	83	1/1	1/1		2/3		1/1	2	5			1	1			34:36
10	MEYER Sonia	1/3	33		0/1		1/2			1	2	1						28:19
11	TOTOLO Silvana	4/5	80	0/1				2/2	2/2		1	4		1	2			34:48
12	KOGAN Valentina										1							59:49
13	FERNANDEZ Lucia	1/2	50	1/1	0/1						2							26:25
15	SANGUINETTI Mariana	1/2	50	0/1					1/1		2			1	2			34:06
Bench/Team																		
Totals		23/41	56	5/15	4/7	0/1	4/6	2/3	8/9	8	19	6	1	3	7			

Goalkeepers		Total Shots		6m Shots		Wing Shots		9m Shots		7m Shots		Fast Breaks		Breakthroughs	
No.	Name	S/S	%	S/S	%	S/S	%	S/S	%	S/S	%	S/S	%	S/S	%
1	SCHLESINGER Silvina	0/1	0							0/1	0				
12	KOGAN Valentina	11/32	34	2/13	15	3/6	50	4/4	100			2/4	50	0/5	0
Totals		11/33	33	2/13	15	3/6	50	4/4	100	0/1	0	2/4	50	0/5	0

Team Shots	Goals	Saves	Missed	Post	Blocked	Total	%
6m Shots	5	6	2	1	1	15	33
Wing Shots	4	2	1			7	57
9m Shots		1				1	0
7m Shots	4			2	n/a	6	67
Fast Breaks	2			1		3	67
Breakthroughs	8		1			9	89
Totals	23	9	4	4	1	41	56

Number of Attacks: 56, Scoring Efficiency: 41%

Match Team Statistics

Estadística del equipo por partido / Estatística da Equipe na partida

DOM 22 - 23 ARG

(11 - 11) (11 - 12)

Referee: DE MELLO E. (BRA) / FAVRETO M. (BRA)

ARG - Argentina

Shots Distribution

Players	Goals / Shots
2 ALEJANDRE M.	1/1
3 BASILE C.	1/1
4 COSTANTINO G.	1/2
5 FERREA B.	1/1, 0/1, 1/1, 2/2
6 MENA A.	0/1, 0/1
7 DECILIO M.	0/1
8 HARO L.	0/1, 1/1, 1/1, 2/2
9 ACOSTA M.	1/1, 1/1
10 MEYER S.	0/1, 1/1
11 TOTOLO S.	2/2, 2/2
13 FERNANDEZ L.	0/1, 1/1
15 SANGUINETTI M.	0/1, 1/1

1-Missed, 1-Post, 1-Missed 1-Post, 1-Missed, 1-Blocked

Team	Offence	Defence	Goalkeepers
Goals / Shots	8/9 Breakthroughs	5/5 Breakthroughs	Saves / Shots
1/1, 2/4, 7/8	4/5, 1/4, 2/6, 0/1, 4/6 7m, 0/2	2/3, 4/5, 6/10, 0/6, 1/1 7m, 1/4	0/1, 1/5, 1/1, 1/2, 4/4, 0/5, 1/4, 1/7, 2/4
4-Missed, 4-Post, 1-Blocked	Fast Breaks 2/3	Fast Breaks 2/4	1 SCHLESINGER S. 0/1
			12 KOGAN V. 0/1, 1/4, 1/1, 1/2, 4/4, 0/5, 1/4, 1/7, 2/4

LEGEND

G/S	Goals / Shots	%	Efficiency	6m	6-metre Shots	7m	7-metre Shots	9m	9-metre Shots
S/S	Saves / Shots	Wing	Wing Shots	FB	Fast Breaks	BT	Breakthroughs	EX	Exclusions
AS	Assists	TF	Technical Faults	ST	Steals	BS	Blocked Shots	TP	Time Played
YC	Yellow Cards	RC	Red Cards	n/a	not applicable	2Min	2 Minute Suspensions		
+	2 Minute + 2 Minute Suspensions								

Results

Resultados / Resultados

BRA 30 - 17 CUB

(15 - 8) (15 - 9)

Referee: ADJEMIAN T. (ARG) / GOTZ M. (ARG)

RUNNING SCORE

BRA - CUB

BRA - Brazil

No.	Name	Shots								Penalties										
		G/S	%	6m	Wing	9m	7m	FB	BT	YC	2Min	RC	EX							
1	MASSON Chana																			
2	DINIZ Fabiana	5/6	83	3/4	1/1				1/1						1					
3	NASCIMENTO Alexandra	3/5	60	1/1	0/2				2/2						1					
4	GRIPA Fabiana	5/6	83		1/1	2/2			0/1	2/2					2					
5	FACHINELLO CAVALEIRO Deonise	4/8	50	1/4		1/2			1/1	1/1			1							
6	PIEADADE Daniela	1/1	100						1/1					1						
10	ROSAS Aline	0/1	0		0/1															
11	JACQUES Viviane	1/2	50		0/1				1/1											
13	SILVA Lucila	1/2	50		1/2															
14	ROSA Juceli	2/4	50	2/4									1	1						
16	de PAULA Darly																			
17	MESQUITA Idalina	4/7	57	3/3	1/2			0/1	0/1				1							
19	SANTOS Aline	2/3	67			1/2	1/1													
20	AMORIM Eduarda	2/3	67	1/1		1/2														
Bench/Team																				
Totals		30/48	63	11/17	4/10	5/8	1/2	6/8	3/3				3	6						

No.	Name	Saves							
		S/S	%	6m	Wing	9m	7m	FB	BT
1	MASSON Chana	13/27	48	7/11	2/4	1/3	2/5	1/1	0/3
16	de PAULA Darly	0/3	0			0/1	0/2		
Totals		13/30	43	7/11	2/4	1/4	2/7	1/1	0/3

CUB - Cuba

No.	Name	Shots								Penalties										
		G/S	%	6m	Wing	9m	7m	FB	BT	YC	2Min	RC	EX							
1	SARDINAS RIVERO Maydelis																			
2	MURILLO VICET Virgen	0/1	0						0/1											
3	MARTINEZ DUANY Ayling	3/4	75		1/2			2/2												
4	TURRO BELTRON Yasnay	2/5	40	1/2	1/2				0/1											
5	DURAN MORENS Arassay	2/11	18	0/7		1/2	1/2							1	1					
6	CUESTA ZULUETA Ariagne													1						
7	GOMEZ HERNANDEZ Suleiky	6/11	55	2/6		1/1	2/3			1/1			1	3	1					
8	DESPAIGNE ROSALES Aida	0/1	0		0/1															
9	LUSSON MIRANDA Lisandra	3/4	75	0/1		1/1				2/2										
10	MEDEROS CASTILLO Neivys																			
11	MARTI POMPA Yohania												1							
12	VIZCAY MEDINA Caridad																			
13	VALDEZ AGRAMONTE Imara	0/2	0	0/1		0/1								2						
15	VALERA ABREU Nadezza	1/3	33	1/3																
Bench/Team													1							
Totals		17/42	40	4/20	2/5	3/5	5/7	0/2	3/3				3	7	2					

No.	Name	Saves							
		S/S	%	6m	Wing	9m	7m	FB	BT
1	SARDINAS RIVERO Maydelis	6/21	29	4/10	2/3	0/2		0/4	0/2
12	VIZCAY MEDINA Caridad	6/21	29	1/6	2/5	2/5	0/1	1/3	0/1
Totals		12/42	29	5/16	4/8	2/7	0/1	1/7	0/3

1st Half	
	0 (1) 1 GOMEZ HERNANDEZ S.
	0 (3) 2 GOMEZ HERNANDEZ S.
FACHINELLO CAVALEIRO D.	1 (4) 2
	1 (4) 3 DURAN MORENS A.
SANTOS A.	2 (6) 3
MESQUITA I.	3 (8) 3
PIEADADE D.	4 (9) 3
	4 (10) 4 DURAN MORENS A.
NASCIMENTO A.	5 (11) 4
MESQUITA I.	6 (13) 4
	6 (14) 5 GOMEZ HERNANDEZ S.
ROSA J.	7 (14) 5
	7 (16) 6 GOMEZ HERNANDEZ S.
SILVA L.	8 (17) 6
GRIPA F.	9 (18) 6
MESQUITA I.	10 (20) 6
SANTOS A.	11 (24) 6
	11 (24) 7 GOMEZ HERNANDEZ S.
MESQUITA I.	12 (25) 7
GRIPA F.	13 (25) 7
ROSA J.	14 (26) 7
	14 (28) 8 VALERA ABREU N.
AMORIM E.	15 (29) 8

2nd Half	
	15 (2) 9 TURRO BELTRON Y.
GRIPA F.	16 (3) 9
DINIZ F.	17 (5) 9
DINIZ F.	18 (6) 9
GRIPA F.	19 (7) 9
	19 (9) 10 TURRO BELTRON Y.
GRIPA F.	20 (9) 10
	20 (10) 11 LUSSON MIRANDA L.
	20 (11) 12 GOMEZ HERNANDEZ S.
AMORIM E.	21 (11) 12
	21 (12) 13 LUSSON MIRANDA L.
FACHINELLO CAVALEIRO D.	22 (13) 13
FACHINELLO CAVALEIRO D.	23 (14) 13
DINIZ F.	24 (15) 13
FACHINELLO CAVALEIRO D.	25 (16) 13
NASCIMENTO A.	26 (17) 13
DINIZ F.	27 (19) 13
	27 (22) 14 MARTINEZ DUANY A.
NASCIMENTO A.	28 (24) 14
DINIZ F.	29 (24) 14
	29 (28) 15 MARTINEZ DUANY A.
	29 (29) 16 MARTINEZ DUANY A.
	29 (30) 17 LUSSON MIRANDA L.
JACQUES V.	30 (30) 17

LEGEND

G/S	Goals / Shots	6m	6-metre Shots	Wing	Wing Shots	EX	Exclusions	BT	Breakthroughs
S/S	Saves / Shots	7m	7-metre Shots	YC	Yellow Cards	2Min	2 Minute Suspensions	FB	Fast Breaks
%	Efficiency	9m	9-metre Shots	RC	Red Cards	+	2 Minute + 2 Minute Suspensions		

Match Team Statistics

Estadística del equipo por partido / Estatística da Equipe na partida

BRA 30 - 17 CUB

(15 - 8) (15 - 9)

Referee: ADJEMIAN T. (ARG) / GOTZ M. (ARG)

BRA - Brazil

Players		Shots								Offence		Defence		Penalties			TP	
No.	Name	G/S	%	6m	Wing	9m	7m	FB	BT	AS	TF	ST	BS	YC	2Min	RC		EX
1	MASSON Chana									1	1							54:52
2	DINIZ Fabiana	5/6	83	3/4	1/1			1/1							1			31:20
3	NASCIMENTO Alexandra	3/5	60	1/1	0/2			2/2		1		1			1			43:48
4	GRIPA Fabiana	5/6	83		1/1	2/2		0/1	2/2	1	3				2			28:35
5	FACHINELLO CAVALEIRO Deonise	4/8	50	1/4		1/2		1/1	1/1	5	1	1		1				36:19
6	PIEADADE Daniela	1/1	100					1/1				1			1			24:38
10	ROSAS Aline	0/1	0		0/1						1							17:02
11	JACQUES Viviane	1/2	50		0/1			1/1		1								16:12
13	SILVA Lucila	1/2	50		1/2					1	3							27:34
14	ROSA Juceli	2/4	50	2/4						1				1	1			32:56
16	de PAULA Darly																	5:08
17	MESQUITA Idalina	4/7	57	3/3	1/2		0/1	0/1			3			1				42:58
19	SANTOS Aline	2/3	67			1/2	1/1			4	3		3					36:15
20	AMORIM Eduarda	2/3	67	1/1		1/2				4	2							22:23
Bench/Team																		
Totals		30/48	63	11/17	4/10	5/8	1/2	6/8	3/3	19	17	3	3	3	6			

Goalkeepers		Total Shots		6m Shots		Wing Shots		9m Shots		7m Shots		Fast Breaks		Breakthroughs	
No.	Name	S/S	%	S/S	%	S/S	%	S/S	%	S/S	%	S/S	%	S/S	%
1	MASSON Chana	13/27	48	7/11	64	2/4	50	1/3	33	2/5	40	1/1	100	0/3	0
16	de PAULA Darly	0/3	0					0/1	0	0/2	0				
Totals		13/30	43	7/11	64	2/4	50	1/4	25	2/7	29	1/1	100	0/3	0

Team Shots	Goals	Saves	Missed	Post	Blocked	Total	%
6m Shots	11	5		1		17	65
Wing Shots	4	4	1	1		10	40
9m Shots	5	2			1	8	63
7m Shots	1		1		n/a	2	50
Fast Breaks	6	1		1		8	75
Breakthroughs	3					3	100
Totals	30	12	2	3	1	48	63

Number of Attacks: 62, Scoring Efficiency: 48%

Match Team Statistics

Estadística del equipo por partido / Estatística da Equipe na partida

BRA 30 - 17 CUB

(15 - 8) (15 - 9)

Referee: ADJEMIAN T. (ARG) / GOTZ M. (ARG)

BRA - Brazil

Shots Distribution

Players

Goals / Shots

2 DINIZ F.	3 NASCIMENTO A.	4 GRIPA F.	5 FACHINELLO CAVALLEIRO D.	6 PIEDADE D.	10 ROSAS A.	11 JACQUES V.
1/2	1/1 0/1	1/1 1/1	0/1 1/1			
3/3	1/1 1/1		0/2 1/1	1/1	0/1	1/1
1/1		1/1 1/2	1/1 2/2			
	1-Missed		1-Post			1-Post

13 SILVA L.	14 ROSA J.	17 MESQUITA I.	19 SANTOS A.	20 AMORIM E.
1/1	2/2 0/1	3/3 0/1	0/1	1/1
		1/1	1/1 1/1	1/1
		1-Missed 1-Post		1-Blocked

Team

Offence

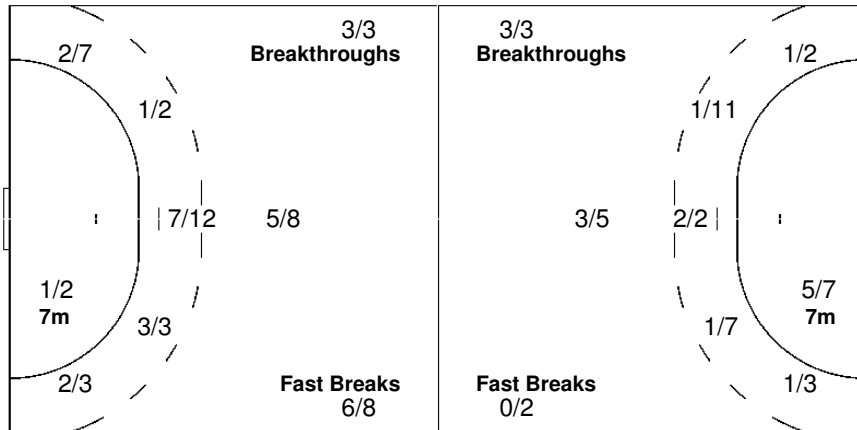
Defence

Goalkeepers

Goals / Shots

Saves / Shots

2/2	0/1	3/5
8/9	0/4	8/9
3/3	3/4	3/4
2-Missed	3-Post	1-Blocked



0/2		1/4
6/6		5/9
0/2	0/2	0/4

1 MASSON C.

0/1		1/3
6/6		5/9
0/2	0/1	0/4

16 DE PAULA D.

0/1		0/1
	0/1	



Match Team Statistics

Estadística del equipo por partido / Estatística da Equipe na partida

BRA 30 - 17 CUB

(15 - 8) (15 - 9)

Referee: ADJEMIAN T. (ARG) / GOTZ M. (ARG)

CUB - Cuba

Players		Shots								Offence		Defence		Penalties			TP	
No.	Name	G/S	%	6m	Wing	9m	7m	FB	BT	AS	TF	ST	BS	YC	2Min	RC		EX
1	SARDINAS RIVERO Maydelis																	30:00
2	MURILLO VICET Virgen	0/1	0					0/1										8:00
3	MARTINEZ DUANY Ayling	3/4	75		1/2		2/2			2	2							45:48
4	TURRO BELTRON Yasnay	2/5	40	1/2	1/2			0/1		2	4	3						52:00
5	DURAN MORENS Arassay	2/11	18	0/7		1/2	1/2				5				1	1		52:01
6	CUESTA ZULUETA Ariagne										1				1			9:26
7	GOMEZ HERNANDEZ Suleiky	6/11	55	2/6		1/1	2/3		1/1	2	2			1	3	1		46:48
8	DESPAIGNE ROSALES Aida	0/1	0		0/1						2							16:48
9	LUSSON MIRANDA Lisandra	3/4	75	0/1		1/1			2/2	2	1	1						11:52
10	MEDEROS CASTILLO Neivys										1							4:43
11	MARTI POMPA Yohania										2			1				35:20
12	VIZCAY MEDINA Caridad																	30:00
13	VALDEZ AGRAMONTE Imara	0/2	0	0/1		0/1					1				2			24:28
15	VALERA ABREU Nadezza	1/3	33	1/3						1	2							52:46
Bench/Team														1				
Totals		17/42	40	4/20	2/5	3/5	5/7	0/2	3/3	7	24	4	1	3	7	2		

Goalkeepers		Total Shots		6m Shots		Wing Shots		9m Shots		7m Shots		Fast Breaks		Breakthroughs	
No.	Name	S/S	%	S/S	%	S/S	%	S/S	%	S/S	%	S/S	%	S/S	%
1	SARDINAS RIVERO Maydelis	6/21	29	4/10	40	2/3	67	0/2	0			0/4	0	0/2	0
12	VIZCAY MEDINA Caridad	6/21	29	1/6	17	2/5	40	2/5	40	0/1	0	1/3	33	0/1	0
Totals		12/42	29	5/16	31	4/8	50	2/7	29	0/1	0	1/7	14	0/3	0

Team Shots	Goals	Saves	Missed	Post	Blocked	Total	%
6m Shots	4	7	2	4	3	20	20
Wing Shots	2	2		1		5	40
9m Shots	3	1	1			5	60
7m Shots	5	2			n/a	7	71
Fast Breaks		1		1		2	0
Breakthroughs	3					3	100
Totals	17	13	3	6	3	42	40

Number of Attacks: 61, Scoring Efficiency: 28%

Match Team Statistics

Estadística del equipo por partido / Estatística da Equipe na partida

BRA 30 - 17 CUB

(15 - 8) (15 - 9)

Referee: ADJEMIAN T. (ARG) / GOTZ M. (ARG)

CUB - Cuba

Shots Distribution

Players

Goals / Shots

2 MURILLO VICET V.	3 MARTINEZ DUANY A.	4 TURRO BELTRON Y.	5 DURAN MORENS A.	6 CUESTA ZULUETA A.	7 GOMEZ HERNANDEZ S.	8 DESPAIGNE ROSALES A.
1/1	1/1	0/1	0/2	0/2	1/1	1/1
	1/1	1/1	2/2		0/1	1/1
1-Post	1-Post	2-Missed 2-Post 1-Blocked	1-Missed	2-Blocked		
9 LUSSON MIRANDA L.	10 MEDEROS CASTILLO N.	11 MARTI POMPA Y.	13 VALDEZ AGRAMONTE I.	15 VALERA ABREU N.		
1/1			0/2	1/2		
1/1						
1-Post				1-Post		

Team

Offence

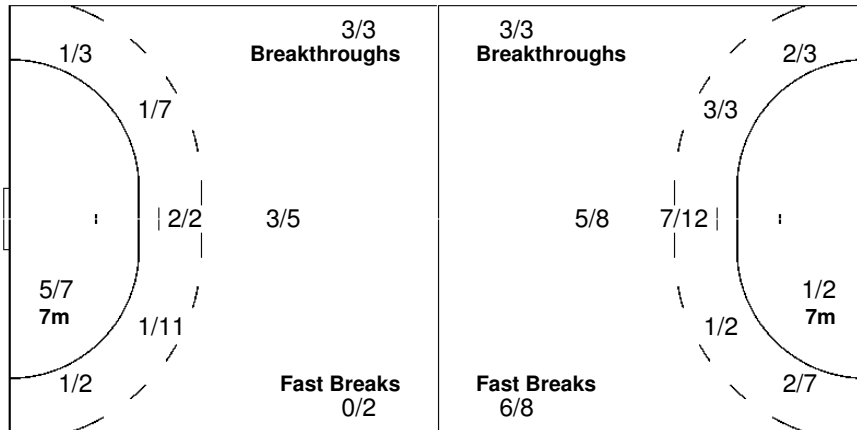
Defence

Goalkeepers

Goals / Shots

Saves / Shots

2/2	3/4
0/6	4/9
2/2	2/2
3-Missed	6-Post 3-Blocked



0/2	1/1	2/5
1/9	4/4	1/9
0/3	1/4	1/4

1 SARDINAS RIVERO M.

0/1	1/3
3/3	1/9
0/2	1/3

12 VIZCAY MEDINA C.

0/1	1/1	1/2
1/9	1/1	
0/3	1/2	0/1

LEGEND

G/S Goals / Shots	% Efficiency	6m 6-metre Shots	7m 7-metre Shots	9m 9-metre Shots
S/S Saves / Shots	Wing Wing Shots	FB Fast Breaks	BT Breakthroughs	EX Exclusions
AS Assists	TF Technical Faults	ST Steals	BS Blocked Shots	TP Time Played
YC Yellow Cards	RC Red Cards	n/a not applicable	2Min 2 Minute Suspensions	
+ 2 Minute + 2 Minute Suspensions				



Handball
Balonmano / Handebol

Women
Señoras / Senhora

Cumulative Statistics

Estadísticas cumulativas / Estatísticas Cumulativas

ARG - Argentina AFTER 5 MATCHES

Players		MP	Shots								Offence		Defence		Penalties				TP
No.	Name		G / S	%	6m	Wing	9m	7m	FB	BT	AS	TF	ST	BS	YC	2Min	RC	EX	
1	SCHLESINGER Silvina	5								2								38:39	
2	ALEJANDRE Maria del Carmen	4	3/4	75		1/2		2/2										13:30	
3	BASILE Cinthya	5	11/19	58		6/11	1/2	1/1	3/4	0/1	1	6	1		1	1		2:32:47	
4	COSTANTINO Georgina	5	6/10	60	4/7	1/2				1/1	5	3	3	1	2	2		3:37:08	
5	FERREA Bibiana	5	14/21	67	0/2	5/7	1/1		7/9	1/2	6	6	4		1	2		4:27:04	
6	MENA Antonela	5	2/6	33	2/5	0/1					3	1		2		2		1:18:07	
7	DECILIO Magdalena	5	13/24	54	2/4	2/4	7/14			2/2	3	4		4	2	2		1:50:48	
8	HARO Lucia	4	14/25	56	3/10	2/2	2/5			7/8	7	15	3		1	4		2:42:31	
9	ACOSTA Maria Emilia	5	27/46	59	2/4	1/3	4/11	6/11	3/4	11/13	9	13			1	2		3:11:11	
10	MEYER Sonia	5	13/18	72	1/1	3/4	1/1	4/6	3/4	1/2	5	7	6			1		1:56:48	
11	TOTOLO Silvana	5	13/19	68	0/3	1/3			9/9	3/4	11	5	15		1	3		2:08:22	
12	KOGAN Valentina	5									3	5	1					4:14:58	
13	FERNANDEZ Lucia	5	9/20	45	2/3	0/2	1/6		0/1	6/8	3	9		2	2			2:10:50	
14	TAGLIAVINI Solange	3	9/17	53	1/3	0/1	6/10			2/3	4	8						1:08:19	
15	SANGUINETTI Mariana	4	8/12	67	4/6	0/2			1/1	3/3	1	8	4		3	4		1:58:22	
Bench/Team																			
Totals			142/241	59	21/48	22/44	23/50	13/20	26/32	37/47	63	90	37	7	14	25			

Goalkeepers		Total Shots		6m Shots		Wing Shots		9m Shots		7m Shots		Fast Breaks		Breakthroughs	
No.	Name	S / S	%	S / S	%	S / S	%	S / S	%	S / S	%	S / S	%	S / S	%
1	SCHLESINGER Silvina	9/29	31	3/6	50	2/5	40	2/6	33	0/4	0	1/5	20	1/3	33
12	KOGAN Valentina	47/138	34	14/42	33	17/33	52	12/21	57	0/7	0	2/19	11	2/16	13
Totals		56/167	34	17/48	35	19/38	50	14/27	52	0/11	0	3/24	13	3/19	16

Team Shots	Goals	Saves	Missed	Post	Blocked	Total	%
6m Shots	21	13	4	7	3	48	44
Wing Shots	22	14	4	4		44	50
9m Shots	23	16	6	3	2	50	46
7m Shots	13	2		5	n/a	20	65
Fast Breaks	26	3		3		32	81
Breakthroughs	37	6	2	2		47	79
Totals	142	54	16	24	5	241	59

Played		
PR	PUR	39 - 14
PR	PAR	29 - 23
PR	DOM	26 - 15
SF	CUB	25 - 37
PL	DOM	23 - 22

Number of Attacks: 307, Scoring Efficiency: 46%



Handball
Balonmano / Handebol

Women
Señoras / Senhora

Cumulative Statistics

Estadísticas cumulativas / Estadísticas Cumulativas

ARG - Argentina AFTER 5 MATCHES

Shots Distribution

Players			Goals / Shots			
2 ALEJANDRE MDC	3 BASILE C	4 COSTANTINO G	5 FERREA B	6 MENA A	7 DECILIO M	8 HARO L
3/3	1/1 1/1 1/1	2/3	3/3 2/2	1/1	2/3 4/4	4/5 1/1
	0/2		1/1 1/2 0/1	0/1 0/1 0/1	0/1 1/3	0/2 0/2 2/2
	2/2 2/2 3/4	2/2 1/1 1/1	5/5 2/2	1/1	1/2 1/1 4/5	2/2 2/2 3/3
1-Missed	1-Missed 3-Post	2-Post	3-Missed 2-Post	1-Post	3-Missed 2-Post	2-Missed 2-Post 2-Blocked
9 ACOSTA ME	10 MEYER S	11 TOTOLLO S	13 FERNANDEZ L	14 TAGLIAVINI S	15 SANGUINETTI M	
3/3 3/4 2/3	1/1 1/2 1/1	2/2	0/1 1/1	3/5 0/2	1/1 1/2	
2/6 2/5	1/1 1/1 0/1	0/1 2/2 1/1	0/2 0/1	0/1 2/2	1/2 0/1 0/1	
5/5 6/6 4/5	3/4 3/3 2/2	5/5 1/1 2/2	4/5 3/4 1/1	1/1 3/3	1/1 4/4	
2-Missed 6-Post 1-Blocked	2-Post	1-Missed 2-Post 1-Blocked	2-Missed 2-Post	1-Missed 1-Blocked		

Team

Offence

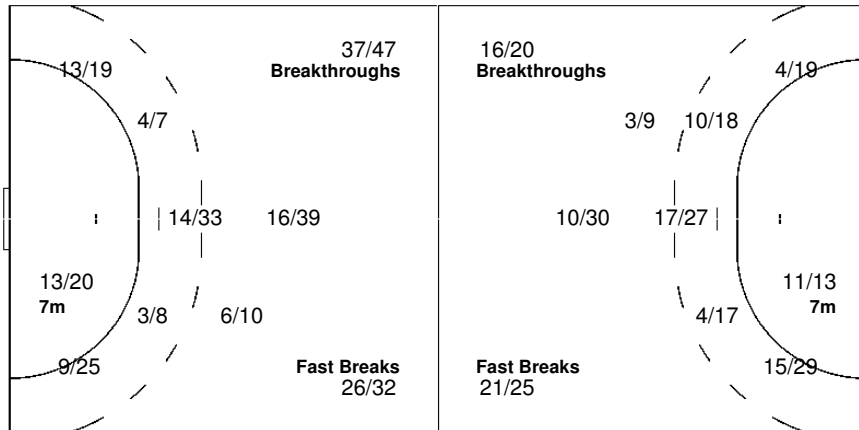
Defence

Goalkeepers

Goals / Shots

Saves / Shots

21/26	14/20	9/10
5/19	4/10	9/20
31/34	22/23	27/30
16-Missed	24-Post	5-Blocked



4/15	4/11	4/20
9/24	9/10	16/30
2/22	1/13	5/20

1 SCHLESINGER S		
0/1	1/1	0/4
1/4	1/1	4/6
0/3		1/8

12 KOGAN V		
4/14	3/10	4/16
8/20	8/9	12/24
2/19	1/13	4/12

LEGEND			
G/S Goals / Shots	% Efficiency	6m 6-metre Shots	7m 7-metre Shots
S/S Saves / Shots	Wing Wing Shots	FB Fast Breaks	BT Breakthroughs
AS Assists	TF Technical Faults	ST Steals	BS Blocked Shots
YC Yellow Cards	RC Red Cards	n/a not applicable	PL Placement
PR Preliminary Round	QF Quarterfinal	SF Semifinal	GM Gold Medal Match
2Min 2 Minute Suspensions	DSQ Disqualified		9m 9-metre Shots
			EX Exclusions
			TP Time Played
			MP Matches Played
			BM Bronze Medal Match

Cumulative Statistics

Estadísticas cumulativas / Estatísticas Cumulativas

BRA - Brazil AFTER 5 MATCHES

Players		MP	Shots								Offence		Defence		Penalties				TP
No.	Name		G / S	%	6m	Wing	9m	7m	FB	BT	AS	TF	ST	BS	YC	2Min	RC	EX	
1	MASSON Chana	5								4	2							2:12:40	
2	DINIZ Fabiana	5	15/20	75	9/13	1/1	0/1		4/4	1/1	7	4	3	3		2		2:12:10	
3	NASCIMENTO Alexandra	5	12/18	67	2/3	7/11	0/1		3/3		10	2	6			1		2:59:52	
4	GRIPA Fabiana	5	14/20	70	5/5	2/3	3/6		2/3	2/3	10	9	3	2	1	3		2:31:45	
5	FACHINELLO CAVALEIRO Deonise	4	20/31	65	3/6		5/13		7/7	5/5	15	11	5		1			2:26:52	
6	PIEADA Daniela	5	25/30	83	9/14	2/2			14/14		5	5	5		3	5		2:42:48	
9	FIGUEIREDO Millene	3	4/5	80	1/1	2/3				1/1	9	1	1					43:28	
10	ROSAS Aline	5	18/28	64	1/1	5/12		3/4	9/11		12	3	6					1:59:45	
11	JACQUES Viviane	5	15/26	58		4/13		1/1	10/12		5	2	7					1:58:13	
13	SILVA Lucila	5	4/6	67	2/2	1/3				1/1	14	6	1	1	2	1		1:54:32	
14	ROSA Juceli	4	11/15	73	8/12	1/1			2/2		1	2	1		2	5		2:02:13	
16	de PAULA Darly	5									8	1						2:47:20	
17	MESQUITA Idalina	5	21/31	68	5/5	8/12	1/3	2/3	4/7	1/1	3	12	4		1			2:57:16	
19	SANTOS Aline	5	15/19	79	1/2		9/12	4/4		1/1	23	7	2	11	2	2		2:56:40	
20	AMORIM Eduarda	4	9/16	56	3/3		3/7	1/4	1/1	1/1	22	9	2	2		1		2:02:25	
Bench/Team																			
Totals			183/265	69	49/67	33/61	21/43	11/16	56/64	13/14	148	76	46	19	12	20			

Goalkeepers		Total Shots		6m Shots		Wing Shots		9m Shots		7m Shots		Fast Breaks		Breakthroughs	
No.	Name	S / S	%	S / S	%	S / S	%	S / S	%	S / S	%	S / S	%	S / S	%
1	MASSON Chana	35/77	45	17/26	65	6/10	60	5/17	29	2/10	20	1/3	33	4/11	36
16	de PAULA Darly	46/87	53	7/12	58	11/21	52	26/42	62	0/5	0	0/1	0	2/6	33
Totals		81/164	49	24/38	63	17/31	55	31/59	53	2/15	13	1/4	25	6/17	35

Team Shots	Goals	Saves	Missed	Post	Blocked	Total	%
6m Shots	49	14	1	3		67	73
Wing Shots	33	17	5	6		61	54
9m Shots	21	8	8	3	3	43	49
7m Shots	11	1	2	2	n/a	16	69
Fast Breaks	56	6	1	1		64	88
Breakthroughs	13	1				14	93
Totals	183	47	17	15	3	265	69

Played		
PR	MEX	38 - 15
PR	CAN	37 - 10
PR	CUB	32 - 28
SF	DOM	46 - 13
F	CUB	30 - 17

Number of Attacks: 330, Scoring Efficiency: 55%



Cumulative Statistics

Estadísticas cumulativas / Estatísticas Cumulativas

BRA - Brazil AFTER 5 MATCHES

Shots Distribution

Players

Goals / Shots

2 DINIZ F			3 NASCIMENTO A			4 GRIPA F			5 FACHINELLO CAVALEI			6 PIEDADE D			9 FIGUEIREDO M			10 ROSAS A		
2/3	1/1	3/4	5/6	1/1	0/1	1/1	0/1	2/2	6/6	0/1	4/5	0/1	3/3	1/1	1/1	1/1	1/1		1/2	2/4
1/1	0/2	4/4	2/2		1/1	1/1		3/3		0/2	3/3	5/5	1/1	3/4	1/1			3/3	2/3	2/2
1/1	2/2	1/1	2/2	1/1		3/5	2/3	2/2	2/3	2/2	3/3	7/8	2/2	3/3	1/1			3/4	1/1	4/4
1-Missed			3-Missed 1-Post			2-Post			4-Missed 1-Post 1-Blocked			1-Post			1-Post			3-Missed 1-Post		

11 JACQUES V			13 SILVA L			14 ROSA J			17 MESQUITA I			19 SANTOS A			20 AMORIM E		
0/1		1/2				2/2	1/1	2/2	0/1	3/3	0/2	2/2	1/1	2/2	2/2		2/2
3/7		5/5	2/3		1/1	3/3	0/2		5/5	1/1	2/3	1/2		1/1	1/1		2/2
2/4	2/2	2/2			1/2	1/1		2/2	3/4	1/1	6/7	3/4		5/5			2/3
1-Missed 2-Post						1-Post			2-Missed 2-Post			2-Missed			1-Missed 3-Post 2-Blocked		

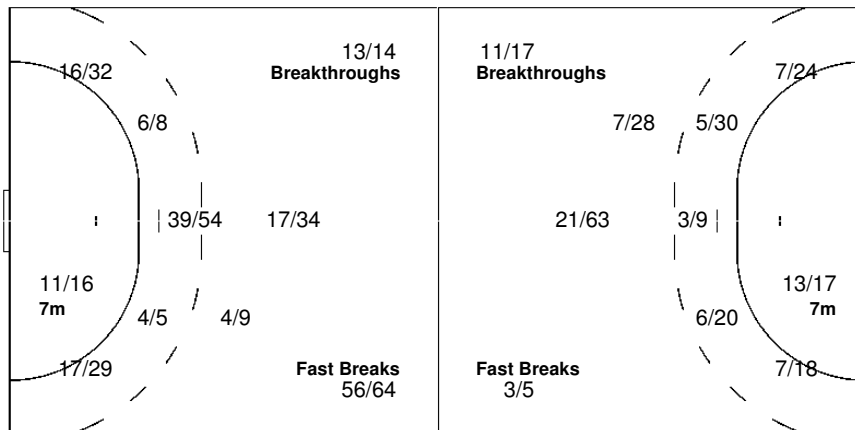
Team

Goals / Shots

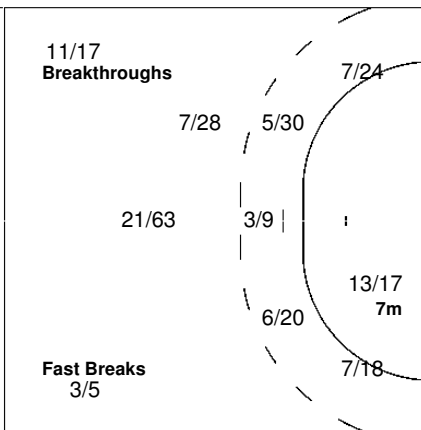
20/25	12/15	20/28
28/34	4/11	27/29
28/37	13/14	31/34

17-Missed 15-Post 3-Blocked

Offence



Defence



Goalkeepers

Saves / Shots

3/16	13/15	10/25
9/11	7/7	17/28
2/15	10/21	5/21

1 MASSON C

1/6	5/6	8/16
6/6	3/3	9/15
0/7	1/5	0/11

16 de PAULA D

2/10	8/9	2/9
3/5	4/4	8/13
2/8	9/16	5/10

LEGEND

G/S Goals / Shots	% Efficiency	6m 6-metre Shots	7m 7-metre Shots	9m 9-metre Shots
S/S Saves / Shots	Wing Wing Shots	FB Fast Breaks	BT Breakthroughs	EX Exclusions
AS Assists	TF Technical Faults	ST Steals	BS Blocked Shots	TP Time Played
YC Yellow Cards	RC Red Cards	n/a not applicable	PL Placement	MP Matches Played
PR Preliminary Round	QF Quarterfinal	SF Semifinal	GM Gold Medal Match	BM Bronze Medal Match
2Min 2 Minute Suspensions	DSQ Disqualified			

Cumulative Statistics

Estadísticas cumulativas / Estatísticas Cumulativas

CAN - Canada AFTER 5 MATCHES

Players		MP	Shots								Offence		Defence		Penalties				TP
No.	Name		G / S	%	6m	Wing	9m	7m	FB	BT	AS	TF	ST	BS	YC	2Min	RC	EX	
1	SAURIOL-JOLY Emilie	5								1	3							1:28:07	
2	GIRARD Emmanuelle	5	4/9	44	0/2	3/6			1/1	6	8	3			2			2:26:08	
3	SMART Amber	5	13/30	43	0/3	6/17	0/2		5/6	2/2	6	16	4		1	3		3:57:06	
4	NAULT Lynsey	3																18:12	
6	PILON Caroline	5	14/38	37	6/15	0/3	5/17	2/2		1/1	7	18	2	2	2	2		2:33:07	
7	TAUPIER Marie-Elaine	5	17/45	38	4/15	1/2	5/19	5/6	1/2	1/1	6	8	2		1	1		2:11:55	
8	FENTON Kate	5	6/13	46		3/10			2/2	1/1	3	6			2			2:00:05	
9	BALTIMORE Alexis	5	4/9	44	0/2		2/5			2/2		10	1	2		1		2:24:40	
10	GAGNON Martine	5	24/44	55	6/15	2/4	3/9	10/13	2/2	1/1	15	14	5	3	1	1		4:08:28	
12	TOUCHETTE Audrey	5	0/1	0			0/1			3	2							3:51:53	
13	BARETTE Kim	4	1/5	20	0/1	0/1	1/3			4	3	1	1	1	3			42:13	
14	BELISLE Kim	3								3								24:40	
18	TRUDEL-CRETE Karine	5	6/8	75	5/6		0/1			1/1	10	6		3	5	3		4:07:08	
19	RAPHAEL Fabienne	5	13/31	42	2/8	1/2	5/12	0/2	1/1	4/6	15	16	4		1	4	1	3:47:47	
20	DILALLO Kate	5	15/25	60	2/3	8/15		3/3	2/3	0/1	6	5	1			1		2:44:47	
Bench/Team																			
Totals			117/258	45	25/70	24/60	21/69	20/26	14/17	13/16	85	115	23	11	14	21	1		

Goalkeepers		Total Shots		6m Shots		Wing Shots		9m Shots		7m Shots		Fast Breaks		Breakthroughs	
No.	Name	S / S	%	S / S	%	S / S	%	S / S	%	S / S	%	S / S	%	S / S	%
1	SAURIOL-JOLY Emilie	15/71	21	2/11	18	5/11	45	5/20	25	2/14	14	1/9	11	0/6	0
12	TOUCHETTE Audrey	45/145	31	7/23	30	10/25	40	20/43	47	1/15	7	3/14	21	4/25	16
Totals		60/217	28	9/34	26	15/36	42	25/63	40	3/30	10	4/23	17	4/31	13

Team Shots	Goals	Saves	Missed	Post	Blocked	Total	%
6m Shots	25	18	12	7	8	70	36
Wing Shots	24	26	5	4		60	40
9m Shots	21	24	13	5	6	69	30
7m Shots	20	3	1	2	n/a	26	77
Fast Breaks	14	2	1			17	82
Breakthroughs	13	3				16	81
Totals	117	76	32	18	14	258	45

Played		
PR	CUB	25 - 38
PR	BRA	10 - 37
PR	MEX	20 - 23
PL	PAR	26 - 22
PL	MEX	36 - 37

Number of Attacks: 347, Scoring Efficiency: 34%

Cumulative Statistics

Estadísticas cumulativas / Estadísticas Cumulativas

CAN - Canada AFTER 5 MATCHES

Shots Distribution

2 GIRARD E			3 SMART A			4 NAULT L			6 PILON C			7 TAUPIER M			8 FENTON K			9 BALTIMORE A		
			2/2	3/4	1/3				2/3	1/3	1/1	4/5	0/3	3/4		1/2				1/1
	0/1	2/3	0/1	0/1	0/2				1/1		4/6	1/3		1/3		0/2		1/1		1/1
1/3	0/1	1/1	3/5	2/4	2/3				1/1	2/5	2/2	1/3	2/2	5/6	0/1		5/7			1/1
1-Missed 3-Post			7-Missed 6-Post 2-Blocked			8-Missed 2-Post 6-Blocked			1-Missed			2-Missed 1-Post 1-Blocked								
10 GAGNON M			13 BARETTE K			14 BELISLE K			18 TRUDEL-CRETE K			19 RAPHAEL F			20 DILALLO K					
3/3	3/4	3/3	0/1		1/1					1/1	1/1	2/2		2/2		0/2	4/6			
5/5	0/1	0/3										0/2	0/3	2/7	2/2	0/2	2/4			
4/4	1/1	5/6		0/1						2/2	2/2	2/3	0/2	5/6	1/1	1/2	5/5			
8-Missed 4-Post 2-Blocked			2-Blocked			1-Missed			1-Blocked 2-Missed 2-Post			1-Missed								

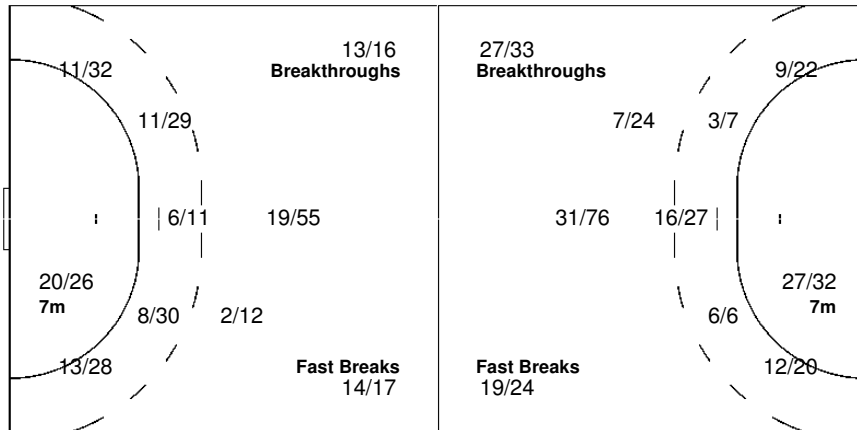
Team

Goals / Shots

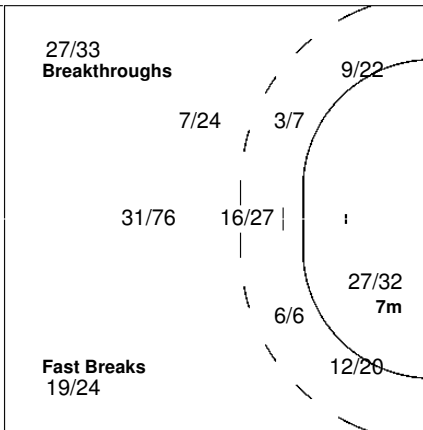
13/16	9/19	17/22
10/15	0/10	12/29
13/21	10/20	33/39

32-Missed 18-Post 14-Blocked

Offence



Defence



Goalkeepers

Saves / Shots

6/24	5/18	4/18
6/18	10/10	9/35
8/44	2/12	6/34

1 SAURIOL-JOLY E

2/9	0/3	2/5
2/6	2/2	3/10
3/18	1/5	0/13

12 TOUCHETTE A

4/15	5/15	2/13
4/12	8/8	6/25
5/26	1/6	6/21

LEGEND			
G/S Goals / Shots	% Efficiency	6m 6-metre Shots	7m 7-metre Shots
S/S Saves / Shots	Wing Wing Shots	FB Fast Breaks	9m 9-metre Shots
AS Assists	TF Technical Faults	ST Steals	EX Exclusions
YC Yellow Cards	RC Red Cards	n/a not applicable	TP Time Played
PR Preliminary Round	QF Quarterfinal	SF Semifinal	MP Matches Played
2Min 2 Minute Suspensions	DSQ Disqualified		BM Bronze Medal Match
			BS Blocked Shots
			PL Placement
			GM Gold Medal Match

Cumulative Statistics

Estadísticas cumulativas / Estatísticas Cumulativas

CUB - Cuba AFTER 5 MATCHES

No.	Name	MP	Shots								Offence		Defence		Penalties				TP	
			G / S	%	6m	Wing	9m	7m	FB	BT	AS	TF	ST	BS	YC	2Min	RC	EX		
1	SARDINAS RIVERO Maydelis	5										1		1			2			2:15:53
2	MURILLO VICET Virgen	5	4/9	44	1/3	1/3				2/3		1				1				1:09:14
3	MARTINEZ DUANY Ayling	5	28/35	80	3/5	11/15	1/1	2/2	8/8	3/4	13	14					2			4:27:34
4	TURRO BELTRON Yasnay	5	15/28	54	2/5	6/13	0/1		7/9		7	11	11				2			3:34:11
5	DURAN MORENS Arassay	5	26/44	59	1/10	0/1	13/18	7/9	0/1	5/5	23	20	9	4	1	4	1			4:21:24
6	CUESTA ZULUETA Ariagne	5	6/8	75	2/2		0/2		4/4		2	9	4				2			1:13:21
7	GOMEZ HERNANDEZ Suleiky	5	35/60	58	4/12		12/25	14/15	1/2	4/6	22	18	5		4	7	1			4:06:32
8	DESPAIGNE ROSALES Aida	4	1/2	50		0/1	1/1				1	3					1			40:57
9	LUSSON MIRANDA Lisandra	5	18/31	58	2/3	0/1	7/15	0/1	3/3	6/8	6	14	4	4	1					1:40:00
10	MEDEROS CASTILLO Neivys	5	3/6	50	0/2	2/2			1/2		4	6	2							53:03
11	MARTI POMPA Yohania	5	3/4	75	3/4						2	6		1	3	2				2:06:18
12	VIZCAY MEDINA Caridad	4									3	1								2:16:07
13	VALDEZ AGRAMONTE Imara	5	5/8	63	2/3		0/2	1/1	1/1	1/1	5	4	5				3			1:43:34
15	VALERA ABREU Nadezza	5	7/16	44	2/6	1/2	0/3			4/5	10	6	1	4	2	4	1			3:08:58
16	GUEVARA LLOVERAS Eneleidys	2																		30:00
Bench/Team																	1			
Totals			151/251	60	22/55	21/38	34/68	24/28	27/33	23/29	100	112	42	13	13	29	3			

No.	Name	Total Shots		6m Shots		Wing Shots		9m Shots		7m Shots		Fast Breaks		Breakthroughs	
		S / S	%	S / S	%	S / S	%	S / S	%	S / S	%	S / S	%	S / S	%
1	SARDINAS RIVERO Maydelis	27/85	32	12/29	41	8/20	40	4/14	29	2/6	33	1/8	13	0/8	0
12	VIZCAY MEDINA Caridad	24/85	28	10/24	42	4/12	33	8/26	31	0/3	0	2/12	17	0/8	0
16	GUEVARA LLOVERAS Eneleidys	7/15	47	6/6	100	1/5	20	0/1	0	0/1	0	0/1	0	0/1	0
Totals		58/185	31	28/59	47	13/37	35	12/41	29	2/10	20	3/21	14	0/17	0

Team Shots	Goals	Saves	Missed	Post	Blocked	Total	%
6m Shots	22	18	5	6	4	55	40
Wing Shots	21	11	3	3		38	55
9m Shots	34	11	9	9	4	68	50
7m Shots	24	3	1		n/a	28	86
Fast Breaks	27	2	1	3		33	82
Breakthroughs	23	4		2		29	79
Totals	151	49	19	23	8	251	60

Played		
PR	CAN	38 - 25
PR	MEX	31 - 15
PR	BRA	28 - 32
SF	ARG	37 - 25
F	BRA	17 - 30

Number of Attacks: 335, Scoring Efficiency: 45%

Cumulative Statistics

Estadísticas cumulativas / Estadísticas Cumulativas

CUB - Cuba AFTER 5 MATCHES

Shots Distribution

Players

Goals / Shots

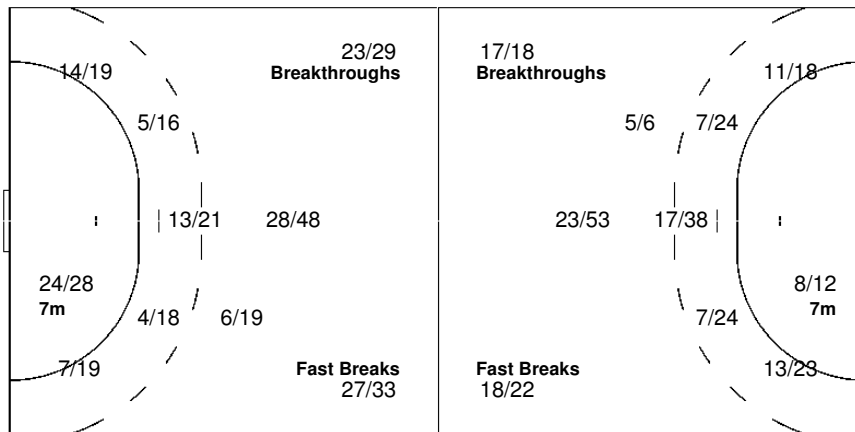
2 MURILLO VICET V			3 MARTINEZ DUANY			4 TURRO BELTRON Y			5 DURAN MORENS A			6 CUESTA ZULUETA			7 GOMEZ HERNANDEZ			8 DESPAIGNE ROSA.		
0/1	2/2	1/1	7/7	1/1	2/2	1/2	1/2	2/3	2/2	1/1	2/2	1/1			6/6	1/2	5/5	1/1		
	0/1		1/2	0/1	3/4	2/6	1/2	1/2	1/3	0/1	3/6	1/1		3/3	0/2	0/2	7/8	0/1		
	1/1		6/6	3/3	5/6	1/1	3/3	3/3	7/7	4/4	6/6	1/1			5/5	1/1	10/10			
3-Post			1-Missed 2-Post			2-Missed 1-Post			4-Missed 5-Post 2-Blocked 2-Missed			8-Missed 5-Post 5-Blocked								
9 LUSSON MIRANDA			10 MEDEROS CASTIL.			11 MARTI POMPA Y			13 VALDEZ AGRAMON.			15 VALERA ABREU N								
1/2	1/2	5/7		1/1			1/1	1/1	1/1			0/1	0/2							
1/2	0/1	1/2						0/1	3/4		0/2	1/1		3/4						
2/2	2/2	5/6	1/1	1/2				1/1	1/1				1/1	2/2						
1-Missed 3-Post 1-Blocked			1-Missed 1-Post									3-Post								

Team

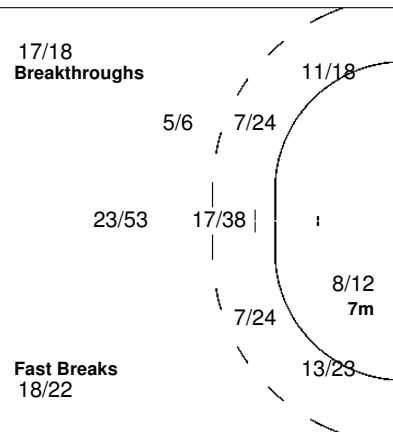
Goals / Shots

20/24	9/14	18/21
10/22	1/8	21/32
24/24	16/17	32/34
19-Missed 23-Post 8-Blocked		

Offence



Defence



Goalkeepers

Saves / Shots

3/15	3/9	3/17
11/24	9/10	9/24
7/24	3/15	6/43

1 SARDINAS RIVERO M

0/2	2/4	1/7
7/7	5/6	3/15
2/7	1/8	5/28

12 VIZCAY MEDINA C

3/13	1/3	2/9
2/15	2/2	5/8
4/13	2/7	1/13

16 GUEVARA LLOVER.

	0/2	0/1
2/2	2/2	1/1
1/4		0/2

LEGEND

G/S Goals / Shots	% Efficiency	6m 6-metre Shots	7m 7-metre Shots	9m 9-metre Shots
S/S Saves / Shots	Wing Wing Shots	FB Fast Breaks	BT Breakthroughs	EX Exclusions
AS Assists	TF Technical Faults	ST Steals	BS Blocked Shots	TP Time Played
YC Yellow Cards	RC Red Cards	n/a not applicable	PL Placement	MP Matches Played
PR Preliminary Round	QF Quarterfinal	SF Semifinal	GM Gold Medal Match	BM Bronze Medal Match
2Min 2 Minute Suspensions	DSQ Disqualified			



Handball
Balonmano / Handebol

Women
Señoras / Senhora

Cumulative Statistics

Estadísticas cumulativas / Estatísticas Cumulativas

DOM - Dominican Republic AFTER 5 MATCHES

Players		MP	Shots								Offence		Defence		Penalties				TP
No.	Name		G / S	%	6m	Wing	9m	7m	FB	BT	AS	TF	ST	BS	YC	2Min	RC	EX	
2	VASQUEZ HIDALGO Yinnett	5	17/26	65	9/16	3/3	0/1		5/6	12	7	1		2				4:01:59	
3	HERNANDEZ Yanira	5	16/43	37	5/11	2/4	4/22	1/1		4/5	11	14	3		2	4		3:11:56	
4	AMPARO Nargelyn	5	0/1	0		0/1				1								15:01	
5	SANTOS Ingrid	5	12/19	63	2/5	0/1	3/5			7/8	14	27	2		4			3:01:41	
6	GRANADOS BRITO Judith	5	41/62	66	11/18	1/2	1/8	16/20		12/14	14	19		3	3			3:29:20	
7	LINARES Yndiana	5	2/7	29	0/1		1/4	1/2			3	5	1	2	2	3		2:02:59	
8	PENA RODRIGUEZ Nancy Mileidy	5	16/28	57	1/3	8/15	1/1			5/7	1/2	5	14	4	3	3		4:15:53	
9	ANDINO Mariela	5	3/7	43	2/3	1/4				4	7	3		1	1			3:10:09	
10	ROSA BRITO Viviana	5	2/6	33	0/1	0/1	1/3		1/1			10			1	1		1:33:34	
11	SANTANA Mariela	5	4/9	44		4/7	0/2					4	2	1	3			1:47:58	
12	SUAREZ Suleidy	5								3				1				4:13:41	
13	LOPEZ VILLANUEVA Esther																		
14	TEJEDA PENA Yacaira	5	2/3	67	2/3					1	1				1			39:07	
16	MEJIA ANDUJAR Elizabeth	4																14:29	
17	MAMBRU Maria	5	3/7	43			3/7			1	3	1						20:25	
Bench/Team														2					
Totals			118/218	54	32/61	19/38	14/53	18/23	11/14	24/29	69	111	17	2	17	23	1		

Goalkeepers		Total Shots		6m Shots		Wing Shots		9m Shots		7m Shots		Fast Breaks		Breakthroughs	
No.	Name	S / S	%	S / S	%	S / S	%	S / S	%	S / S	%	S / S	%	S / S	%
12	SUAREZ Suleidy	44/182	24	22/55	40	13/45	29	6/13	46	1/12	8	2/34	6	0/23	0
16	MEJIA ANDUJAR Elizabeth	3/11	27	1/2	50	2/4	50					0/5	0		
Totals		47/193	24	23/57	40	15/49	31	6/13	46	1/12	8	2/39	5	0/23	0

Team Shots	Goals	Saves	Missed	Post	Blocked	Total	%
6m Shots	32	17	6	5	1	61	52
Wing Shots	19	8	5	6		38	50
9m Shots	14	20	5	6	8	53	26
7m Shots	18		2	3	n/a	23	78
Fast Breaks	11	3				14	79
Breakthroughs	24	2	1	2		29	83
Totals	118	50	19	22	9	218	54

Played		
PR	PAR	33 - 30
PR	PUR	35 - 21
PR	ARG	15 - 26
SF	BRA	13 - 46
PL	ARG	22 - 23

Number of Attacks: 310, Scoring Efficiency: 38%

Cumulative Statistics

Estadísticas cumulativas / Estadísticas Cumulativas

DOM - Dominican Republic AFTER 5 MATCHES

Shots Distribution

Players

Goals / Shots

2 VASQUEZ HIDALGO	3 HERNANDEZ Y	4 AMPARO N	5 SANTOS I	6 GRANADOS BRITO	7 LINARES Y	8 PENA RODRIGUEZ N
3/3 1/2 1/1	7/8 0/2 1/2		1/1 1/1 1/1	2/2 5/6 3/3	2/2 0/1	2/2 2/3 2/2
7/8 1/2 1/1	1/4 0/1 4/7		2/2 0/1 6/8	4/4 3/5 6/9		2/3 1/2 3/6
1/1 2/3 0/1	2/3 1/3 0/2		1/1	6/7 6/7 6/6		1/1 0/1 3/3
1-Missed 3-Post	4-Missed 3-Post 4-Blocked	1-Post	2-Missed 2-Post	4-Missed 8-Post 1-Blocked	1-Missed 1-Post 2-Blocked	4-Missed 1-Post

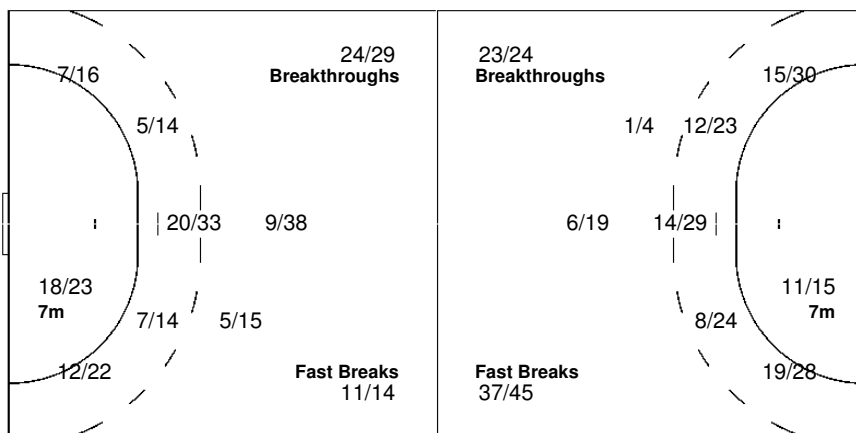
9 ANDINO M	10 ROSA BRITO V	11 SANTANA M	13 LOPEZ VILLANUE.	14 TEJEDA PENA Y	17 MAMBRU M
1/1 0/1	1/2 0/1	0/1			2/2 0/1 1/1
1/1 1/1	0/1	2/2 1/1		1/2	
1/1 0/1	1/1	0/1 1/1		1/1	0/1
1-Missed 1-Post	1-Post	2-Missed 1-Post			2-Blocked

Team

Goals / Shots

20/22	10/18	9/12
19/25	5/12	22/33
11/13	12/18	10/15
19-Missed	22-Post	9-Blocked

Offence



Defence

Goalkeepers

Saves / Shots

2/21	4/13	2/15
18/30	5/7	10/27
3/28	1/22	0/28

12 SUAREZ S

1/20	4/12	2/14
18/29	5/7	10/27
1/24	1/21	0/26

16 MEJIA ANDUJAR E

1/1	0/1	0/1
0/1		
2/4	0/1	0/2

LEGEND

G/S Goals / Shots	% Efficiency	6m 6-metre Shots	7m 7-metre Shots	9m 9-metre Shots
S/S Saves / Shots	Wing Wing Shots	FB Fast Breaks	BT Breakthroughs	EX Exclusions
AS Assists	TF Technical Faults	ST Steals	BS Blocked Shots	TP Time Played
YC Yellow Cards	RC Red Cards	n/a not applicable	PL Placement	MP Matches Played
PR Preliminary Round	QF Quarterfinal	SF Semifinal	GM Gold Medal Match	BM Bronze Medal Match
2Min 2 Minute Suspensions	DSQ Disqualified			



Handball
Balonmano / Handebol

Women
Señoras / Senhora

Cumulative Statistics

Estadísticas cumulativas / Estatísticas Cumulativas

MEX - Mexico AFTER 5 MATCHES

No.	Name	MP	Shots								Offence		Defence		Penalties				TP	
			G / S	%	6m	Wing	9m	7m	FB	BT	AS	TF	ST	BS	YC	2Min	RC	EX		
2	GARCIA MORALES Yesselly Alexandra	5	12/19	63	2/3	3/6	0/1	7/9			1	9			1	2			2:29:13	
3	AGUIAR GUERRERO Carolina	5	1/4	25		1/4						3							1:30:39	
4	RAMIREZ CHAVEZ Brenda Gabriela	5	4/11	36	1/5	0/1	0/2			3/3	2	8	3		1	6			3:50:53	
5	SERNA HERRERA Yuria Yunuen	5	7/22	32	4/10		2/10	0/1		1/1	8	11	5		4	8	1		3:04:43	
6	SAAVEDRA LUGO Guadalupe Elizabeth	2	1/5	20	1/5							1							12:23	
7	GARCIA CASTILLO Adriana	5	8/17	47	1/1	4/12	0/1			2/2	1/1	4	7	5		2			4:31:43	
8	SIFUENTES HERNANDEZ Selene Anabel	5	34/61	56	7/18	3/3	13/29	2/2	1/1	8/8	22	30	5		4	4			4:15:02	
9	ESQUIVEL GARDUNO Virginia	4	4/5	80	0/1	2/2				2/2	2	7	1		1	1			1:12:34	
10	GUTIERREZ LINARES Herenia	5	5/11	45	1/3	2/2	1/5			1/1	3	11	2		2	5			2:37:21	
11	FLORES LOPEZ Adriana	5	6/15	40	1/6	2/3	1/4	2/2			5	8			1	1			1:41:34	
13	ESQUIVEL GARDUNO Berenice Emma	5	25/47	53	1/7	3/5	8/20	3/3	1/1	9/11	17	23	2		1				3:33:11	
14	FLORES TOVAR Blanca Margarita	5	4/11	36	2/5		0/2	1/3		1/1	2	8	7	1		2			1:38:12	
16	SOSA GARCIA Marlene	5									1								4:01:53	
18	PARRA TORRES Jessica Alicia	5										1							1:18:07	
21	MORENO GOMEZ Diana Elena	4									1	2				1			50:47	
Bench/Team																				
Totals			111/228	49	21/64	20/38	25/74	15/20	6/6	24/26	68	129	30	1	15	32	1			

No.	Name	Total Shots		6m Shots		Wing Shots		9m Shots		7m Shots		Fast Breaks		Breakthroughs	
		S / S	%	S / S	%	S / S	%	S / S	%	S / S	%	S / S	%	S / S	%
16	SOSA GARCIA Marlene	43/150	29	7/34	21	13/33	39	13/25	52	4/15	27	5/31	16	1/12	8
18	PARRA TORRES Jessica Alicia	17/54	31	0/2	0	9/14	64	2/10	20	4/17	24	1/4	25	1/7	14
Totals		60/205	29	7/36	19	22/47	47	15/35	43	8/33	24	6/35	17	2/19	11

Team Shots	Goals	Saves	Missed	Post	Blocked	Total	%
6m Shots	21	29	5	7	2	64	33
Wing Shots	20	11	2	5		38	53
9m Shots	25	18	12	8	11	74	34
7m Shots	15	4		1	n/a	20	75
Fast Breaks	6					6	100
Breakthroughs	24	2				26	92
Totals	111	64	19	21	13	228	49

Played		
PR	BRA	15 - 38
PR	CUB	15 - 31
PR	CAN	23 - 20
PL	PUR	21 - 20
PL	CAN	37 - 36

Number of Attacks: 334, Scoring Efficiency: 33%



Handball
Balonmano / Handebol

Women
Señoras / Senhora

Cumulative Statistics

Estadísticas acumulativas / Estadísticas Cumulativas

MEX - Mexico AFTER 5 MATCHES

Shots Distribution

2 GARCIA MORALES			3 AGUIAR GUERRERO			4 RAMIREZ CHAVEZ			5 SERNA HERRERA Y			6 SAAVEDRA LUGO G			7 GARCIA CASTILLO			8 SIFUENTES HERN.		
		0/1	1/2			0/1			2/2	1/1	0/2			1/3		3/4	1/1	4/6	3/4	5/5
3/4		0/1				1/2		1/1	1/1	0/1	1/2							4/8	2/5	2/5
5/6	1/2	3/3	0/2			1/1		1/2	1/2		1/1				1/2	1/2	2/4	7/8	1/1	6/6
2-Missed						1-Missed 1-Post 1-Blocked			4-Missed 3-Post 2-Blocked			1-Missed 1-Post			3-Post			5-Missed 4-Post 2-Blocked		

9 ESQUIVEL GARDUNO V			10 GUTIERREZ LINA.			11 FLORES LOPEZ A			13 ESQUIVEL GARDUNO B			14 FLORES TOVAR BM			21 MORENO GOMEZ DE		
		1/1	1/3	1/1		2/2		1/1	1/2	0/2	7/8	0/1					
		0/1	0/1		1/1	0/1		0/2			2/4	0/1		0/1			
2/2		1/1	1/1		1/1	2/2	1/1		4/5	4/4	7/8	3/4	0/1	1/1			
1-Missed 2-Post						4-Missed			2-Blocked			1-Missed 5-Post 6-Blocked			2-Post		

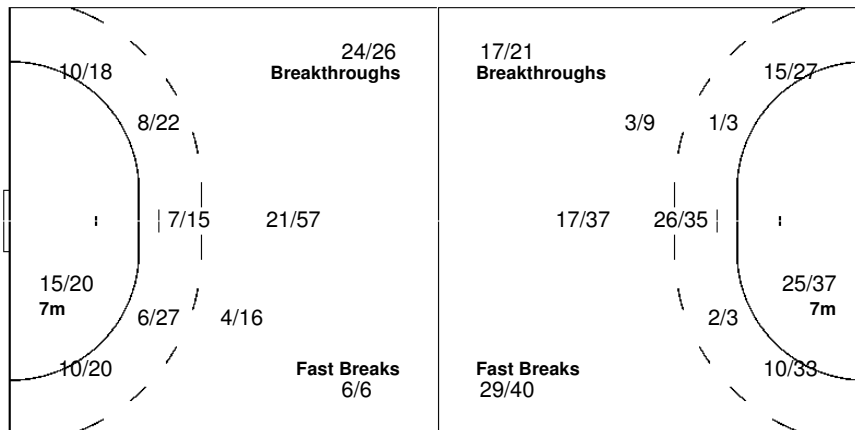
Team

Goals / Shots

11/19	8/12	16/22
9/18	2/6	7/18
27/35	8/11	23/27

19-Missed 21-Post 13-Blocked

Offence



Defence

Goalkeepers

Saves / Shots

8/22	4/14	6/28
4/23	9/14	9/20
10/33	5/14	3/35

16 SOSA GARCIA M

5/13	3/9	3/17
2/20	7/12	9/19
6/19	4/13	2/26

18 PARRA TORRES JA

3/9	1/5	3/10
2/3	2/2	0/1
4/14	1/1	1/9

LEGEND

G/S Goals / Shots	% Efficiency	6m 6-metre Shots	7m 7-metre Shots	9m 9-metre Shots
S/S Saves / Shots	Wing Wing Shots	FB Fast Breaks	BT Breakthroughs	EX Exclusions
AS Assists	TF Technical Faults	ST Steals	BS Blocked Shots	TP Time Played
YC Yellow Cards	RC Red Cards	n/a not applicable	PL Placement	MP Matches Played
PR Preliminary Round	QF Quarterfinal	SF Semifinal	GM Gold Medal Match	BM Bronze Medal Match
2Min 2 Minute Suspensions	DSQ Disqualified			

Cumulative Statistics

Estadísticas cumulativas / Estatísticas Cumulativas

PAR - Paraguay AFTER 5 MATCHES

Players		MP	Shots								Offence		Defence		Penalties				TP
No.	Name		G / S	%	6m	Wing	9m	7m	FB	BT	AS	TF	ST	BS	YC	2Min	RC	EX	
1	VILLALBA Alicia	5									3							1:51:05	
2	ALUAN Fabiana	5	57/112	51	9/21	0/3	28/60	8/13	2/2	10/13	9	22	2		4			4:44:43	
3	ALCARAZ Nadia	5	1/3	33	1/2	0/1					5	4	1	1	4	2		1:30:11	
4	ALUAN Marian	5	5/7	71		1/3				1/1	3/3	3	4	2	2			1:48:01	
5	PERROTTA Liliana	5	19/30	63	1/2	7/14				8/9	3/5	4	11	6	2	2		4:20:57	
6	BRUSQUETTI Gabriela	5									2	1			1			10:42	
7	BETTINI Giovanna	5	7/11	64	1/2	4/7				2/2	4	4	1	1	2			2:47:12	
9	FARIA Marizza Alejandra																		
10	CRISTALDO Ana	5	8/13	62	3/3	2/2	1/6			2/2	10	20	3	1	1			2:52:26	
11	ROMERO Nilsa	5									3	8	2		1			1:53:52	
12	MELGAREJO Carmen	5									1	2	1					3:08:55	
13	FARINA Lorena	5	5/12	42	1/2	2/5	1/3			1/2		6	2	2	2			1:39:00	
18	CHOVO Aline	5	10/20	50	4/6	3/6	2/5			1/3	6	10	2	1	1	3		4:16:56	
19	GENES Luz Maria	3	6/14	43	2/3		3/10				1/1	4	4		1	1		1:03:49	
20	ACOSTA Claudia	5	10/26	38	2/7		4/15			4/4	7	9	2		3	4		2:45:36	
	Bench/Team														3				
	Totals		128/248	52	24/48	19/41	39/99	8/13	14/17	24/30	58	108	22	3	17	25	2		

Goalkeepers		Total Shots		6m Shots		Wing Shots		9m Shots		7m Shots		Fast Breaks		Breakthroughs	
No.	Name	S / S	%	S / S	%	S / S	%	S / S	%	S / S	%	S / S	%	S / S	%
1	VILLALBA Alicia	17/74	23	6/19	32	4/16	25	4/10	40	0/8	0	1/11	9	2/10	20
12	MELGAREJO Carmen	39/117	33	12/28	43	9/21	43	13/23	57	0/11	0	2/13	15	3/21	14
	Totals	56/191	29	18/47	38	13/37	35	17/33	52	0/19	0	3/24	13	5/31	16

Team Shots	Goals	Saves	Missed	Post	Blocked	Total	%
6m Shots	24	15		4	5	48	50
Wing Shots	19	16	3	3		41	46
9m Shots	39	26	20	5	9	99	39
7m Shots	8		2	3	n/a	13	62
Fast Breaks	14	2		1		17	82
Breakthroughs	24	5	1			30	80
Totals	128	64	26	16	14	248	52

Played		
PR	DOM	30 - 33
PR	ARG	23 - 29
PR	PUR	31 - 26
PL	CAN	22 - 26
PL	PUR	22 - 21

Number of Attacks: 327, Scoring Efficiency: 39%

Cumulative Statistics

Estadísticas cumulativas / Estadísticas Cumulativas

PAR - Paraguay AFTER 5 MATCHES

Shots Distribution

Players

Goals / Shots

2 ALUAN F			3 ALCARAZ N			4 ALUAN M			5 PERROTTA L			6 BRUSQUETTI G			7 BETTINI G			9 FARIA MA		
9/9	2/6	5/8	0/1	1/1		0/1		1/1	1/1	0/1	6/6				1/1	1/1	1/1			
4/5	0/7	4/8	0/1	0/1		1/1		0/1	0/2	1/1	5/7				1/1	0/1				
17/19	3/5	13/16				2/2		1/1	0/1	4/4	2/3				1/1		2/2			
13-Missed 7-Post 7-Blocked									2-Missed 2-Post						1-Missed 2-Post					
10 CRISTALDO A			11 ROMERO N			13 FARINA L			18 CHOVO A			19 GENES LM			20 ACOSTA C					
	0/1	4/5						1/1	2/2	1/2	1/1	1/1		0/1	2/3	1/2				
1/1		2/2				0/1		1/2	2/3	1/2	0/2		0/1		2/3	0/2	3/4			
		1/1				2/2	0/2	1/2	1/1		2/3	2/2	0/1	3/3			2/2			
1-Missed 1-Post 1-Blocked						1-Missed 1-Blocked			1-Post 1-Blocked			2-Missed 1-Post 2-Blocked			6-Missed 2-Post 2-Blocked					

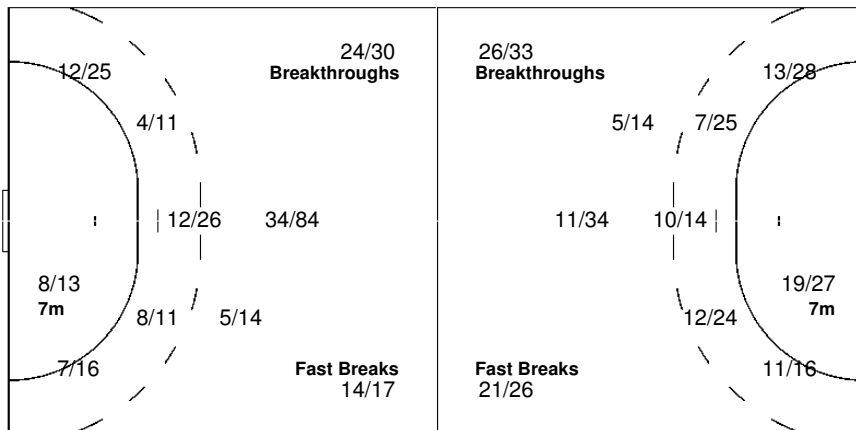
Team

Goals / Shots

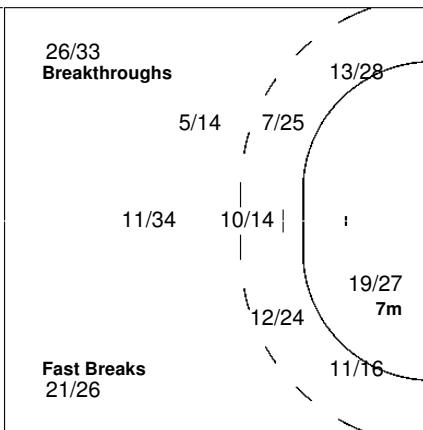
16/18	6/14	19/24
11/18	2/15	15/26
25/28	7/12	27/33

26-Missed 16-Post 14-Blocked

Offence



Defence



Goalkeepers

Saves / Shots

10/37	9/25	7/28
10/18	5/7	4/18
3/26	4/11	2/19

1 VILLALBA A

2/14	3/12	1/6
2/6	3/4	3/7
0/9	1/4	2/12

12 MELGAREJO C

8/23	6/13	6/22
8/12	2/3	1/11
3/17	3/7	0/7

LEGEND			
G/S Goals / Shots	% Efficiency	6m 6-metre Shots	7m 7-metre Shots
S/S Saves / Shots	Wing Wing Shots	FB Fast Breaks	BT Breakthroughs
AS Assists	TF Technical Faults	ST Steals	BS Blocked Shots
YC Yellow Cards	RC Red Cards	n/a not applicable	PL Placement
PR Preliminary Round	QF Quarterfinal	SF Semifinal	GM Gold Medal Match
2Min 2 Minute Suspensions	DSQ Disqualified		9m 9-metre Shots
			EX Exclusions
			TP Time Played
			MP Matches Played
			BM Bronze Medal Match

Cumulative Statistics

Estadísticas acumulativas / Estatísticas Cumulativas

PUR - Puerto Rico AFTER 5 MATCHES

No.	Name	MP	Shots							Offence		Defence		Penalties				TP	
			G / S	%	6m	Wing	9m	7m	FB	BT	AS	TF	ST	BS	YC	2Min	RC		EX
1	SERRANO Maria	5									1	4	1						4:12:43
2	ENCARNACION QUINONES Brenda	5	5/8	63		4/6	0/1			1/1	1	5	1						1:07:27
3	ROSADO POMALES Maria	4	1/1	100		1/1						2							20:04
4	ESCOBAR RODRIGUEZ Kitsa	5	10/19	53	1/2	5/11				4/6	5	11	5		1	2			3:07:12
5	CEBALLOS PIZARRO Nathalys	5	7/22	32	2/5	0/1	0/3			1/7	4/6	21	23	16		2	1		4:37:52
6	HIRALDO CEPEDA Sheila	4	16/32	50	10/16	2/4	2/8			1/3	1/1	11	24	9		3	6		3:38:52
8	DIAZ CARTAGENA Maria	5	9/21	43	1/5	5/12				2/3	1/1	3	14	7		1			3:56:56
10	LOPEZ CORDERO Natalia	5	3/7	43	1/2	0/1	1/3			1/1		1	6		1		2		1:13:07
11	CALDERO TORRES Christalia	5	0/4	0	0/1	0/1	0/2					2	8				1		1:02:59
12	CARRASQUILLO RIVERA Roxanaly	4																	21:29
13	GONZALEZ NATAL Jackeline	5	6/15	40	1/3	4/9	0/1			1/1	0/1	6	21	3		1	2		2:53:52
14	FIGUEROA PEREZ Sharmaine	4	0/1	0			0/1						1	1					11:25
15	CORREA KIANEZ Lauritza	5	21/41	51	1/8	0/1	8/17	10/13	2/2			9	10	1	2	2	1		3:16:31
16	MARTINEZ FELICIER Marangelly	4																	25:48
18	GARCIA LOPEZ Ciris	5	24/44	55	6/14	1/2	0/4	7/10	3/6	7/8	8	12	5	2	4	5			4:33:43
Bench/Team															1				
Totals			102/215	47	23/56	22/49	11/40	17/23	16/30	13/17	68	141	49	5	15	20			

No.	Name	Total Shots		6m Shots		Wing Shots		9m Shots		7m Shots		Fast Breaks		Breakthroughs	
		S / S	%	S / S	%	S / S	%	S / S	%	S / S	%	S / S	%	S / S	%
1	SERRANO Maria	36/158	23	10/31	32	5/22	23	15/44	34	0/9	0	2/18	11	4/34	12
12	CARRASQUILLO RIVERA Roxanaly	4/20	20	0/1	0	1/2	50	1/7	14	0/1	0	1/4	25	1/5	20
16	MARTINEZ FELICIER Marangelly	2/12	17	2/4	50	0/1	0	0/2	0	0/2	0	0/3	0		
Totals		42/190	22	12/36	33	6/25	24	16/53	30	0/12	0	3/25	12	5/39	13

Team Shots	Goals	Saves	Missed	Post	Blocked	Total	%
6m Shots	23	14	9	5	5	56	41
Wing Shots	22	17	8	2		49	45
9m Shots	11	13	12	4		40	28
7m Shots	17	3	1	2	n/a	23	74
Fast Breaks	16	7	2	5		30	53
Breakthroughs	13	2	2			17	76
Totals	102	56	34	18	5	215	47

Played		
PR	ARG	14 - 39
PR	DOM	21 - 35
PR	PAR	26 - 31
PL	MEX	20 - 21
PL	PAR	21 - 22

Number of Attacks: 341, Scoring Efficiency: 30%



Handball
Balonmano / Handebol

Women
Señoras / Senhora

Cumulative Statistics

Estadísticas cumulativas / Estadísticas Cumulativas

PUR - Puerto Rico AFTER 5 MATCHES

Shots Distribution

Players

Goals / Shots

2 ENCARNACION QUINON 1/1 0/1 1/1 2-Missed	3 ROSADO POMALES 1/1 1/1 1/1 1-Missed 2-Post	4 ESCOBAR RODRIG. 1/1 0/2 3/3 1-Blocked 2-Post	5 CEBALLOS PIZARRO N 2/5 0/4 2/3 1-Blocked 5-Missed 2-Post	6 HIRALDO CEPEDA 3/5 0/2 1/1 6-Missed 2-Post 1-Blocked	8 DIAZ CARTAGENA 3/4 0/1 3/4 2-Missed 3-Post	10 LOPEZ CORDERO N 0/1 1/1 1/1 1-Post
-------------------------------------------------------	----------------------------------------------------------	------------------------------------------------------------	------------------------------------------------------------------------	--------------------------------------------------------------------	----------------------------------------------------------	---------------------------------------------------

11 CALDERO TORRES C 0/1 2-Missed 1-Post	13 GONZALEZ NATAL 1/2 0/2 3/4 2-Missed 1-Post	14 FIGUEROA PEREZ 0/1 1-Blocked	15 CORREA KIANEZ L 5/7 3/7 5/5 7-Missed 2-Post 1-Blocked	18 GARCIA LOPEZ C 2/2 0/1 5/6 7-Missed 4-Post 2-Blocked
-----------------------------------------------	-----------------------------------------------------------	---------------------------------------	----------------------------------------------------------------------	---------------------------------------------------------------------

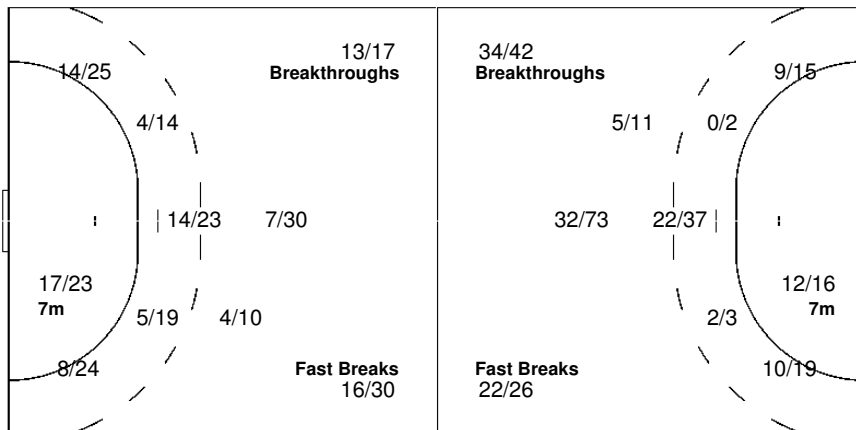
Team

Goals / Shots

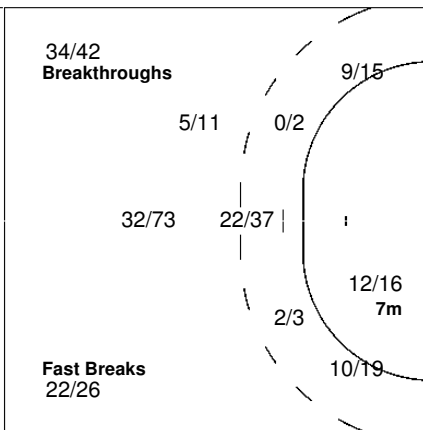
18/28	10/14	20/26
4/20	1/8	8/12
24/28	5/8	12/12

34-Missed 18-Post 5-Blocked

Offence



Defence



Goalkeepers

Saves / Shots

3/28	6/21	1/14
8/23	7/15	4/17
2/28	4/15	2/24

1 SERRANO M

3/19	5/19	1/13
6/18	7/14	3/13
1/24	4/14	2/20

12 CARRASQUILLO R.

0/7	1/1	
1/2		0/1
1/3	0/1	0/4

16 MARTINEZ FELIC.

0/2	0/1	0/1
1/3	0/1	1/3
0/1		

LEGEND			
G/S Goals / Shots	% Efficiency	6m 6-metre Shots	7m 7-metre Shots
S/S Saves / Shots	Wing Wing Shots	FB Fast Breaks	9m 9-metre Shots
AS Assists	TF Technical Faults	BT Breakthroughs	EX Exclusions
YC Yellow Cards	RC Red Cards	BS Blocked Shots	TP Time Played
PR Preliminary Round	QF Quarterfinal	PL Placement	MP Matches Played
2Min 2 Minute Suspensions	DSQ Disqualified	n/a not applicable	BM Bronze Medal Match
		SF Semifinal	
		GM Gold Medal Match	



Handball
Balonmano / Handebol

Women
Señoras / Senhora

Overall Team Statistics

Estadísticas Generales del equipo / Estatísticas Gerais da Equipe

As of 21 JUL 2007

Players

Team	MP	Total Shots		6m Shots		Wing Shots		9m Shots		7m Shots		Fast Breaks		Breakthroughs		Offence		Defence		Penalties			
		G / S	%	G / S	%	G / S	%	G / S	%	G / S	%	G / S	%	G / S	%	AS	TF	ST	BS	YC	2Min	RC	EX
ARG	5	142/241	59	21/48	44	22/44	50	23/50	46	13/20	65	26/32	81	37/47	79	63	90	37	7	14	25		
BRA	5	183/265	69	49/67	73	33/61	54	21/43	49	11/16	69	56/64	88	13/14	93	148	76	46	19	12	20		
CAN	5	117/258	45	25/70	36	24/60	40	21/69	30	20/26	77	14/17	82	13/16	81	85	115	23	11	14	21	1	
CUB	5	151/251	60	22/55	40	21/38	55	34/68	50	24/28	86	27/33	82	23/29	79	100	112	42	13	13	29	3	
DOM	5	118/218	54	32/61	52	19/38	50	14/53	26	18/23	78	11/14	79	24/29	83	69	111	17	2	17	23	1	
MEX	5	111/228	49	21/64	33	20/38	53	25/74	34	15/20	75	6/6	100	24/26	92	68	129	30	1	15	32	1	
PAR	5	128/248	52	24/48	50	19/41	46	39/99	39	8/13	62	14/17	82	24/30	80	58	108	22	3	17	25	2	
PUR	5	102/215	47	23/56	41	22/49	45	11/40	28	17/23	74	16/30	53	13/17	76	68	141	49	5	15	20		
Totals		1052/1924	55	217/469	46	180/369	49	188/496	38	126/169	75	170/213	80	171/208	82	659	882	266	61	117	195	8	

Goalkeepers

Team	MP	Total Shots		6m Shots		Wing Shots		9m Shots		7m Shots		Fast Breaks		Breakthroughs	
		S / S	%	S / S	%	S / S	%	S / S	%	S / S	%	S / S	%	S / S	%
ARG	5	56/167	34	17/48	35	19/38	50	14/27	52	0/11	0	3/24	13	3/19	16
BRA	5	81/164	49	24/38	63	17/31	55	31/59	53	2/15	13	1/4	25	6/17	35
CAN	5	60/217	28	9/34	26	15/36	42	25/63	40	3/30	10	4/23	17	4/31	13
CUB	5	58/185	31	28/59	47	13/37	35	12/41	29	2/10	20	3/21	14	0/17	0
DOM	5	47/193	24	23/57	40	15/49	31	6/13	46	1/12	8	2/39	5	0/23	0
MEX	5	60/205	29	7/36	19	22/47	47	15/35	43	8/33	24	6/35	17	2/19	11
PAR	5	56/191	29	18/47	38	13/37	35	17/33	52	0/19	0	3/24	13	5/31	16
PUR	5	42/190	22	12/36	33	6/25	24	16/53	30	0/12	0	3/25	12	5/39	13

LEGEND

G/S Goals / Shots	6m 6-metre Shots	AS Assists	TF Technical Faults	EX Exclusions
S/S Saves / Shots	7m 7-metre Shots	FB Fast Breaks	YC Yellow Cards	DSQ Disqualified
% Efficiency	9m 9-metre Shots	ST Steals	RC Red Cards	2Min 2 Minute Suspensions
MP Matches Played	Wing Wing Shots	BS Blocked Shots		



Team Fair Play

Fair Play de los equipos / Fair Play das Equipes

As of 21 JUL 2007

Rank	Team	Points		EX	RC	2Min	YC	MP
		Avg	Total					
1	BRA - Brazil	10.4	52			20	12	5
2	PUR - Puerto Rico	11.0	55			20	15	5
3	CAN - Canada	12.2	61		1	21	14	5
4	ARG - Argentina	12.8	64			25	14	5
5	DOM - Dominican Republic	13.6	68		1	23	17	5
6	PAR - Paraguay	15.4	77		2	25	17	5
7	MEX - Mexico	16.8	84		1	32	15	5
8	CUB - Cuba	17.2	86		3	29	13	5

NOTE:

Total Points = (EX) x 10 + (RC) x 5 + (2Min) x 2 + (YC) x 1

LEGEND

Avg	Average per Game	EX	Exclusions	RC	Red Cards	YC	Yellow Cards
MP	Matches Played	2Min	2 Minute Suspensions				



Individual Statistics

Estadística Individual / Estatísticas Individuais

As of 21 JUL 2007

GOALSCORERS (top 40)

Rank	Name	Team	Goals	Shots	%	7m Shots	MP
1	ALUAN Fabiana	PAR	57	112	51	8 / 13	5
2	GRANADOS BRITO Judith	DOM	41	62	66	16 / 20	5
3	GOMEZ HERNANDEZ Suleiky	CUB	35	60	58	14 / 15	5
4	SIFUENTES HERNANDEZ Selene Anabel	MEX	34	61	56	2 / 2	5
5	MARTINEZ DUANY Ayling	CUB	28	35	80	2 / 2	5
6	ACOSTA Maria Emilia	ARG	27	46	59	6 / 11	5
7	DURAN MORENS Arassay	CUB	26	44	59	7 / 9	5
8	ESQUIVEL GARDUNO Berenice Emma	MEX	25	47	53	3 / 3	5
8	PIEIDADE Daniela	BRA	25	30	83		5
10	GAGNON Martine	CAN	24	44	55	10 / 13	5
10	GARCIA LOPEZ Ciris	PUR	24	44	55	7 / 10	5
12	CORREA KIANEZ Lauritza	PUR	21	41	51	10 / 13	5
12	MESQUITA Idalina	BRA	21	31	68	2 / 3	5
14	FACHINELLO CAVALEIRO Deonise	BRA	20	31	65		4
15	PERROTTA Liliana	PAR	19	30	63		5
16	LUSSON MIRANDA Lisandra	CUB	18	31	58	0 / 1	5
16	ROSAS Aline	BRA	18	28	64	3 / 4	5
18	TAUPIER Marie-Elaine	CAN	17	45	38	5 / 6	5
18	VASQUEZ HIDALGO Yinnett	DOM	17	26	65		5
20	HERNANDEZ Yanira	DOM	16	43	37	1 / 1	5
20	HIRALDO CEPEDA Sheila	PUR	16	32	50		4
20	PENA RODRIGUEZ Nancy Mileidy	DOM	16	28	57		5
23	DILALLO Kate	CAN	15	25	60	3 / 3	5
23	DINIZ Fabiana	BRA	15	20	75		5
23	JACQUES Viviane	BRA	15	26	58	1 / 1	5
23	SANTOS Aline	BRA	15	19	79	4 / 4	5
23	TURRO BELTRON Yasnay	CUB	15	28	54		5
28	FERREA Bibiana	ARG	14	21	67		5
28	GRIPA Fabiana	BRA	14	20	70		5
28	HARO Lucia	ARG	14	25	56		4
28	PILON Caroline	CAN	14	38	37	2 / 2	5
32	DECILIO Magdalena	ARG	13	24	54		5
32	MEYER Sonia	ARG	13	18	72	4 / 6	5
32	RAPHAEL Fabienne	CAN	13	31	42	0 / 2	5
32	SMART Amber	CAN	13	30	43		5
32	TOTOLO Silvana	ARG	13	19	68		5
37	GARCIA MORALES Yesselly Alexandra	MEX	12	19	63	7 / 9	5
37	NASCIMENTO Alexandra	BRA	12	18	67		5
37	SANTOS Ingrid	DOM	12	19	63		5

Next 2 players were tied with 11

Individual Statistics

Estadística Individual / Estatísticas Individuais

As of 21 JUL 2007

ASSISTS (top 40)

Rank	Name	Team	Assists	MP
1	DURAN MORENS Arassay	CUB	23	5
1	SANTOS Aline	BRA	23	5
3	AMORIM Eduarda	BRA	22	4
3	GOMEZ HERNANDEZ Suleiky	CUB	22	5
3	SIFUENTES HERNANDEZ Selene Anabel	MEX	22	5
6	CEBALLOS PIZARRO Nathalys	PUR	21	5
7	ESQUIVEL GARDUNO Berenice Emma	MEX	17	5
8	FACHINELLO CAVALEIRO Deonise	BRA	15	4
8	GAGNON Martine	CAN	15	5
8	RAPHAEL Fabienne	CAN	15	5
11	GRANADOS BRITO Judith	DOM	14	5
11	SANTOS Ingrid	DOM	14	5
11	SILVA Lucila	BRA	14	5
14	MARTINEZ DUANY Ayling	CUB	13	5
15	ROSAS Aline	BRA	12	5
15	VASQUEZ HIDALGO Yinnett	DOM	12	5
17	HERNANDEZ Yanira	DOM	11	5
17	HIRALDO CEPEDA Sheila	PUR	11	4
17	TOTOLO Silvana	ARG	11	5
20	CRISTALDO Ana	PAR	10	5
20	GRIPA Fabiana	BRA	10	5
20	NASCIMENTO Alexandra	BRA	10	5
20	TRUDEL-CRETE Karine	CAN	10	5
20	VALERA ABREU Nadezza	CUB	10	5
25	ACOSTA Maria Emilia	ARG	9	5
25	ALUAN Fabiana	PAR	9	5
25	CORREA KIANEZ Lauritza	PUR	9	5
25	FIGUEIREDO Millene	BRA	9	3
29	GARCIA LOPEZ Ciris	PUR	8	5
29	SERNA HERRERA Yuria Yunuen	MEX	8	5
29	de PAULA Darly	BRA	8	5
32	ACOSTA Claudia	PAR	7	5
32	DINIZ Fabiana	BRA	7	5
32	HARO Lucia	ARG	7	4
32	PILON Caroline	CAN	7	5
32	TURRO BELTRON Yasnay	CUB	7	5

Next 8 players were tied with 6



Individual Statistics

Estadística Individual / Estatísticas Individuais

As of 21 JUL 2007

GOALS AND ASSISTS (top 40)

Rank	Name	Team	Goals + Assists	Goals	Assists	MP
1	ALUAN Fabiana	PAR	66	57	9	5
2	GOMEZ HERNANDEZ Suleiky	CUB	57	35	22	5
3	SIFUENTES HERNANDEZ Selene Anabel	MEX	56	34	22	5
4	GRANADOS BRITO Judith	DOM	55	41	14	5
5	DURAN MORENS Arassay	CUB	49	26	23	5
6	ESQUIVEL GARDUNO Berenice Emma	MEX	42	25	17	5
7	MARTINEZ DUANY Ayling	CUB	41	28	13	5
8	GAGNON Martine	CAN	39	24	15	5
9	SANTOS Aline	BRA	38	15	23	5
10	ACOSTA Maria Emilia	ARG	36	27	9	5
11	FACHINELLO CAVALEIRO Deonise	BRA	35	20	15	4
12	GARCIA LOPEZ Ciris	PUR	32	24	8	5
13	AMORIM Eduarda	BRA	31	9	22	4
14	CORREA KIANEZ Lauritza	PUR	30	21	9	5
14	PIECADE Daniela	BRA	30	25	5	5
14	ROSAS Aline	BRA	30	18	12	5
17	VASQUEZ HIDALGO Yinnett	DOM	29	17	12	5
18	CEBALLOS PIZARRO Nathalys	PUR	28	7	21	5
18	RAPHAEL Fabienne	CAN	28	13	15	5
20	HERNANDEZ Yanira	DOM	27	16	11	5
20	HIRALDO CEPEDA Sheila	PUR	27	16	11	4
22	SANTOS Ingrid	DOM	26	12	14	5
23	GRIPA Fabiana	BRA	24	14	10	5
23	LUSSON MIRANDA Lisandra	CUB	24	18	6	5
23	MESQUITA Idalina	BRA	24	21	3	5
23	TOTOLO Silvana	ARG	24	13	11	5
27	PERROTTA Liliana	PAR	23	19	4	5
27	TAUPIER Marie-Elaine	CAN	23	17	6	5
29	DINIZ Fabiana	BRA	22	15	7	5
29	NASCIMENTO Alexandra	BRA	22	12	10	5
29	TURRO BELTRON Yasnay	CUB	22	15	7	5
32	DILALLO Kate	CAN	21	15	6	5
32	HARO Lucia	ARG	21	14	7	4
32	PENA RODRIGUEZ Nancy Mileidy	DOM	21	16	5	5
32	PILON Caroline	CAN	21	14	7	5
36	FERREA Bibiana	ARG	20	14	6	5
36	JACQUES Viviane	BRA	20	15	5	5
38	SMART Amber	CAN	19	13	6	5

Next 8 players were tied with 6

Individual Statistics

Estadística Individual / Estatísticas Individuais

As of 21 JUL 2007

STEALS (top 20)

Rank	Name	Team	Total	Avg	MP
1	CEBALLOS PIZARRO Nathalys	PUR	16	3.2	5
2	TOTOLO Silvana	ARG	15	3.0	5
3	TURRO BELTRON Yasnay	CUB	11	2.2	5
4	DURAN MORENS Arassay	CUB	9	1.8	5
4	HIRALDO CEPEDA Sheila	PUR	9	2.3	4
6	DIAZ CARTAGENA Maria	PUR	7	1.4	5
6	FLORES TOVAR Blanca Margarita	MEX	7	1.4	5
6	JACQUES Viviane	BRA	7	1.4	5
9	MEYER Sonia	ARG	6	1.2	5
9	NASCIMENTO Alexandra	BRA	6	1.2	5
9	PERROTTA Liliana	PAR	6	1.2	5
9	ROSAS Aline	BRA	6	1.2	5

Next 10 players were tied with total of 5

BLOCKED SHOTS (top 20)

Rank	Name	Team	Total	Avg	MP
1	SANTOS Aline	BRA	11	2.2	5
2	DECILIO Magdalena	ARG	4	0.8	5
2	DURAN MORENS Arassay	CUB	4	0.8	5
2	LUSSON MIRANDA Lisandra	CUB	4	0.8	5
2	VALERA ABREU Nadezza	CUB	4	0.8	5
6	DINIZ Fabiana	BRA	3	0.6	5
6	GAGNON Martine	CAN	3	0.6	5
6	TRUDEL-CRETE Karine	CAN	3	0.6	5
9	AMORIM Eduarda	BRA	2	0.5	4
9	BALTIMORE Alexis	CAN	2	0.4	5
9	CORREA KIANEZ Lauritza	PUR	2	0.4	5
9	GARCIA LOPEZ Ciris	PUR	2	0.4	5
9	GRIPA Fabiana	BRA	2	0.4	5
9	LINARES Yndiana	DOM	2	0.4	5
9	MENA Antonela	ARG	2	0.4	5
9	PILON Caroline	CAN	2	0.4	5

Next 9 players were tied with total of 1



Individual Statistics

Estadística Individual / Estatísticas Individuais

As of 21 JUL 2007

PENALTIES (top 40)

Rank	Name	Team	Points		EX	RC	2Min	YC	MP
			Avg	Total					
1	SERNA HERRERA Yuria Yunuen	MEX	5.0	25		1	8	4	5
2	GOMEZ HERNANDEZ Suleiky	CUB	4.6	23		1	7	4	5
3	ALCARAZ Nadia	PAR	3.8	19		2	4	1	5
3	HIRALDO CEPEDA Sheila	PUR	3.8	15			6	3	4
5	ROSA Juceli	BRA	3.0	12			5	2	4
5	VALERA ABREU Nadezza	CUB	3.0	15		1	4	2	5
7	DURAN MORENS Arassay	CUB	2.8	14		1	4	1	5
7	GARCIA LOPEZ Ciris	PUR	2.8	14			5	4	5
7	RAPHAEL Fabienne	CAN	2.8	14		1	4	1	5
7	SANGUINETTI Mariana	ARG	2.8	11			4	3	4
11	PIEPADE Daniela	BRA	2.6	13			5	3	5
11	RAMIREZ CHAVEZ Brenda Gabriela	MEX	2.6	13			6	1	5
13	GUTIERREZ LINARES Herenia	MEX	2.4	12			5	2	5
13	SIFUENTES HERNANDEZ Selene Anabel	MEX	2.4	12			4	4	5
15	HARO Lucia	ARG	2.3	9			4	1	4
16	ACOSTA Claudia	PAR	2.2	11			4	3	5
16	TRUDEL-CRETE Karine	CAN	2.2	11			3	5	5
18	HERNANDEZ Yanira	DOM	2.0	10			4	2	5
19	BARETTE Kim	CAN	1.8	7			3	1	4
19	GRANADOS BRITO Judith	DOM	1.8	9			3	3	5
19	PENA RODRIGUEZ Nancy Mileidy	DOM	1.8	9			3	3	5
22	ALUAN Fabiana	PAR	1.6	8			4		5
22	LINARES Yndiana	DOM	1.6	8			3	2	5
22	SANTOS Ingrid	DOM	1.6	8			4		5
25	CHOVO Aline	PAR	1.4	7			3	1	5
25	GRIPA Fabiana	BRA	1.4	7			3	1	5
25	MARTI POMPA Yohania	CUB	1.4	7			2	3	5
25	ROSA BRITO Viviana	DOM	1.4	7		1	1		5
25	SANTANA Mariela	DOM	1.4	7			3	1	5
25	SMART Amber	CAN	1.4	7			3	1	5
25	TOTOLO Silvana	ARG	1.4	7			3	1	5
32	ALUAN Marian	PAR	1.2	6			2	2	5
32	COSTANTINO Georgina	ARG	1.2	6			2	2	5
32	DECILIO Magdalena	ARG	1.2	6			2	2	5
32	FARINA Lorena	PAR	1.2	6			2	2	5
32	FERNANDEZ Lucia	ARG	1.2	6			2	2	5
32	PERROTTA Liliana	PAR	1.2	6			2	2	5
32	PILON Caroline	CAN	1.2	6			2	2	5
32	SANTOS Aline	BRA	1.2	6			2	2	5
32	VALDEZ AGRAMONTE Imara	CUB	1.2	6			3		5

NOTE:

Total Points = (EX) x 10 + (RC) x 5 + (2Min) x 2 + (YC) x 1

LEGEND

MP Matches Played	% Efficiency	Avg Average per Game	YC Yellow Cards
RC Red Cards	EX Exclusions	2Min 2 Minute Suspensions	

Goalkeeper Statistics

Estadística de porteros / Estatística dos Goleiros

As of 21 JUL 2007

SHOTS (top 20)

Minimum 20% of total shots received by team

Rank	Name	Team	%	Saves	Shots	MP
1	de PAULA Darly	BRA	53	46	87	5
2	MASSON Chana	BRA	45	35	77	5
3	KOGAN Valentina	ARG	34	47	138	5
4	MELGAREJO Carmen	PAR	33	39	117	5
5	SARDINAS RIVERO Maydelis	CUB	32	27	85	5
6	PARRA TORRES Jessica Alicia	MEX	31	17	54	5
6	TOUCHETTE Audrey	CAN	31	45	145	5
8	SOSA GARCIA Marlene	MEX	29	43	150	5
9	VIZCAY MEDINA Caridad	CUB	28	24	85	4
10	SUAREZ Suleidy	DOM	24	44	182	5
11	SERRANO Maria	PUR	23	36	158	5
11	VILLALBA Alicia	PAR	23	17	74	5
13	SAURIOL-JOLY Emilie	CAN	21	15	71	5

PENALTY SHOTS (top 20)

Minimum 20% of total shots received by team

Rank	Name	Team	%	Saves	Shots	MP
1	SARDINAS RIVERO Maydelis	CUB	33	2	6	5
2	SOSA GARCIA Marlene	MEX	27	4	15	5
3	PARRA TORRES Jessica Alicia	MEX	24	4	17	5
4	MASSON Chana	BRA	20	2	10	5
5	SAURIOL-JOLY Emilie	CAN	14	2	14	5
6	SUAREZ Suleidy	DOM	8	1	12	5
7	TOUCHETTE Audrey	CAN	7	1	15	5

LEGEND

MP Matches Played

% Efficiency



Handball
Balonmano / Handebol

Men
Hombres / Senhores

Medallists

Medallista / Medalhistas

GOLD	SILVER	BRONZE
BRA - Brazil 1 SANTOS Maik 3 PACHECO FILHO Fernando 5 ERTEL Carlos 6 SILVA Danilo 7 RUI Renato 8 SOUZA Bruno 9 BORTOLINI Leonardo 10 JUSTINO Helio 11 KOJOROSKI Jaqson 12 VASCONCELOS Alexandre 13 LAUREANO Silvio 17 RIBEIRO Felipe 18 SANTANA Bruno 19 PIZZINATTO Jardel 28 OLIVEIRA Guilherme	ARG - Argentina 1 SCHULZ Matias Carlos 2 CREVATIN Sergio Pablo 3 PIZARRO Federico 5 LIMA Matias Martin 6 CASTRO Mariano Agustin 7 FERRO Maximiliano 8 CARRARA Alejo Juan 9 QUERIN Leonardo Facundo 10 CIVELLI Bruno 11 TORRES Facundo 12 GARCIA Fernando 13 la ROSA Emiliano 15 CAROU Gonzalo Matias 16 PARDALES German Alejandro 17 MIGUELES Damian Emmanuel	CUB - Cuba 1 QUINTANA BRAVO Alfredo 2 TURINO NOA Raifer 3 CORZO Guillermo 4 MARTI DIAZ Edgard 5 DIAZ de ARMAS Randy 6 FONSECA ALEAGA Denip 7 FERNANDEZ LESCAYLLI Denis Enyer 9 DACOSTA CAPOTE Rafael 10 PAVAN LOPEZ Jorge Luis 11 PAZ MARQUEZ Ariel 12 IGLESIAS POVEA Misael 13 CAROL MARZO Frankis 14 TOMACEN CARMONA Yinkelly 15 AMADOR SALINAS Daymaro 16 VALDES LUIS Eurelbis



Handball
Balonmano / Handebol

Men
Hombres / Senhores

Team Roster

Formación del Equipo / Escalação das Equipes

CORRECTED

As of 14 JUL 2007

ARG - Argentina

No.	Name	Pos	L/R	Height m / ft in	Weight kg / lbs	Date of Birth	Age	Club	Int'l. Matches	
									Played	Goals
1	SCHULZ Matias Carlos	GK	R	1.90/6'3"	87/192	12 FEB 1982	25	DESSAU-ROSSLAUER HV86		
2	CREVATIN Sergio Pablo	P	R	1.86/6'1"	103/227	28 MAY 1980	27	OCTAVIO PILOTES POSADA		
3	PIZARRO Federico	RW	L	1.85/6'1"	78/172	17 SEP 1986	20	SE. DA. LO.		
5	LIMA Matias Martin	CB	R	1.78/5'10"	78/172	13 MAR 1982	25	SAO CAETANO		
6	CASTRO Mariano Agustin	CB				28 JUL 1986	20			
7	FERRO Maximiliano	LW	R	1.78/5'10"	80/176	19 FEB 1985	22	C.D.F. GRAL. MITRE		
8	CARRARA Alejo Juan	LB	R	1.92/6'4"	92/203	13 JUN 1974	33	POLISP. JR. FASANO		
9	QUERIN Leonardo Facundo	RB	L	1.98/6'6"	103/227	17 APR 1982	25	S.C. MERAN HANDBALL		
10	CIVELLI Bruno	LB	R	1.93/6'4"	95/209	30 APR 1979	28	INDECO - CONVERSANO		
11	TORRES Facundo	LW	R	1.85/6'1"	85/187	21 JUN 1982	25	A.A.C.F. QUILMES		
12	GARCIA Fernando	GK	R	1.90/6'3"	88/194	31 AUG 1981	25	S.C. MERAN HANDBALL		
13	la ROSA Emiliano	RW	L	1.76/5'9"	82/181	13 MAY 1984	23	REGATAS DE MENDOZA		
15	CAROU Gonzalo Matias (C)	P	R	1.94/6'4"	100/220	15 AUG 1979	27	JUVENTUD DEPORTIVA ARRATE		
16	PARDALES German Alejand	GK	R	1.92/6'4"	90/198	17 OCT 1981	25	P. CONVERSANO		
17	MIGUELES Damian Emman	RB	L	1.92/6'4"	88/194	24 NOV 1983	23	S.A.G. POLVORINES		
Team Average				1.88/6'2"	89/197		24.9			

Uniform Colours	Shirt	Shorts
Team 1st	BR/AZ	BLUE
Team 2nd		
Goalkeeper 1st	RED	RED
Goalkeeper 2nd		

Officials:	GENE Jose	(Coach)
	CAPURRO Fernando	(Coach)
	TORRES Mauricio	(Head Coach)
	CAROU Alberto Jesus	(Team Leader)

NOTE:
Uniform numbers will be confirmed at the team managers meeting and under exceptional circumstances could still be changed right up to the start of the competition.
The player's age has been calculated based on the day of update.
Number of international matches played, includes Olympic Games, Senior and Junior World Championships and Continental Championships (other tournaments and friendly matches not included).

LEGEND							
LB Left Back	LW Left Wing	L Left	GK Goalkeeper	DSQ Disqualified			
CB Centre Back	RW Right Wing	R Right	Pos Position	L/R Handedness			
RB Right Back	P Pivot						



Handball
Balonmano / Handebol

Men
Hombres / Senhores

Team Roster

Formación del Equipo / Escalação das Equipes

CORRECTED

As of 14 JUL 2007

BRA - Brazil

No.	Name	Pos	L/R	Height m / ft in	Weight kg / lbs	Date of Birth	Age	Club	Int'l. Matches	
									Played	Goals
1	SANTOS Maik	GK	R	1.80/5'11"	87/192	6 SEP 1980	26	E. C. PINHEIROS		
3	PACHECO FILHO Fernando	RB	L	1.90/6'3"	96/212	25 MAY 1983	24	IMES		
5	ERTEL Carlos	P	R	1.88/6'2"	92/203	18 DEC 1974	32	IMES		
6	SILVA Danilo	P	R	1.94/6'4"	102/225	29 SEP 1984	22	A. A. METODISTA		
7	RUI Renato	RW	L	1.85/6'1"	85/187	7 JUN 1979	28	WILHELMSHAVENNER		
8	SOUZA Bruno	LB	R	1.92/6'4"	98/216	27 JUN 1977	30	HAMBURGO		
9	BORTOLINI Leonardo	CB	R	1.84/6'0"	83/183	10 APR 1977	30	UNIFIL		
10	JUSTINO Helio (C)	LW	R	1.84/6'0"	95/209	23 JUL 1972	34	IMES		
11	KOJOROSKI Jaqson	LB	R	1.91/6'3"	90/198	1 MAR 1979	28	A. A. METODISTA		
12	VASCONCELOS Alexandre	GK	R	1.94/6'4"	102/225	19 DEC 1978	28	A. A. METODISTA		
13	LAUREANO Silvio	RW	L	1.70/5'7"	75/165	19 APR 1981	26	UNIFIL		
17	RIBEIRO Felipe	LW	R	1.86/6'1"	88/194	4 MAY 1985	22	A. A. METODISTA		
18	SANTANA Bruno	CB	R	1.83/6'0"	90/198	27 FEB 1982	25	E. C. PINHEIROS		
19	PIZZINATTO Jardel	P	R	1.90/6'3"	98/216	10 FEB 1978	29	A. A. METODISTA		
28	OLIVEIRA Guilherme	LB	R	1.90/6'3"	90/198	1 AUG 1985	21	E. C. PINHEIROS		
Team Average				1.87/6'2"	91/202		27.0			

Uniform Colours	Shirt	Shorts
Team 1st	YEL	YEL
Team 2nd		
Goalkeeper 1st	PRETO	PRETO
Goalkeeper 2nd		

Officials:	SILVERIO Denis	(Coach)
	MACUS ANTONIO Cezar ()	(Coach)
	MARQUES Cassio ()	(Coach)
	RIBERA Jordi (ESP)	(Head Coach)

NOTE:
Uniform numbers will be confirmed at the team managers meeting and under exceptional circumstances could still be changed right up to the start of the competition.
The player's age has been calculated based on the day of update.
Number of international matches played, includes Olympic Games, Senior and Junior World Championships and Continental Championships (other tournaments and friendly matches not included).

LEGEND							
LB Left Back	LW Left Wing	L Left	GK Goalkeeper	DSQ Disqualified			
CB Centre Back	RW Right Wing	R Right	Pos Position	L/R Handedness			
RB Right Back	P Pivot						



Handball
Balonmano / Handebol

Men
Hombres / Senhores

Team Roster

Formación del Equipo / Escalação das Equipes

CORRECTED

As of 14 JUL 2007

CAN - Canada

No.	Name	Pos	L/R	Height m / ft in	Weight kg / lbs	Date of Birth	Age	Club	Int'l. Matches	
									Played	Goals
1	LEDUC Jonathan	GK		1.83/6'0"	85/187	17 NOV 1983	23			
2	BESSETTE Geoffroy	FP		1.75/5'9"	73/161	17 SEP 1984	22			
4	PELLETIER Marcelin	FP		1.80/5'11"	82/181	30 OCT 1973	33			
5	DEVLIN Dan	FP		1.78/5'10"	85/187	25 SEP 1983	23			
6	TODOSIC Andrej	FP		1.78/5'10"	85/187	31 MAR 1973	34			
7	PION Alexandre	FP		1.80/5'11"	82/181	15 JUL 1977	29			
8	PELLERIN Luc	FP		1.80/5'11"	96/212	15 MAY 1975	32			
9	BOULET Hugo	FP				1 JAN 1980	27			
10	FYFE Sebastien	FP		1.78/5'10"	82/181	17 JUN 1979	28			
11	BARITEAU Charles	FP		1.87/6'2"	88/194	29 JUN 1982	25			
12	HOMSY Ryan	GK		1.90/6'3"	90/198	31 JAN 1977	30			
13	GODIN Maxime	FP		1.93/6'4"	94/207	16 MAR 1980	27			
14	TAYLOR Mike	FP		1.85/6'1"	88/194	10 NOV 1984	22			
15	BERTRAND Alexis	FP		1.91/6'3"	98/216	4 NOV 1982	24			
16	LEVESQUE Vincent	GK		1.74/5'9"	90/198	28 NOV 1977	29			
Team Average				1.82/6'0"	87/192		27.2			

Uniform Colours

Shirt

Shorts

Team 1st

Team 2nd

Goalkeeper 1st

Goalkeeper 2nd

Officials:

BEAUMONT Louise

(Coach)

HRABI Ward

(Team Leader)

BENKREIRA Mohamed

(Head Coach)

NOTE:

Uniform numbers will be confirmed at the team managers meeting and under exceptional circumstances could still be changed right up to the start of the competition.

The player's age has been calculated based on the day of update.

Number of international matches played, includes Olympic Games, Senior and Junior World Championships and Continental Championships (other tournaments and friendly matches not included).

LEGEND

LB Left Back

LW Left Wing

L Left

GK Goalkeeper

DSQ Disqualified

CB Centre Back

RW Right Wing

R Right

Pos Position

L/R Handedness

RB Right Back

P Pivot



Handball
Balonmano / Handebol

Men
Hombres / Senhores

Team Roster

Formación del Equipo / Escalação das Equipes

CORRECTED

As of 14 JUL 2007

CHI - Chile

No.	Name	Pos	L/R	Height m / ft in	Weight kg / lbs	Date of Birth	Age	Club	Int'l. Matches	
									Played	Goals
1	HIGUERA GUAJARDO Gasti	GK	R	1.95/6'5"	104/229	2 SEP 1979	27	U. DE CHILE		
2	MARTINEZ Patricio	RW	L	1.77/5'10"	80/176	18 MAR 1979	28	MOGUER		
3	CHACANA Francisco	LB	R	1.81/5'11"	78/172	7 MAR 1984	23			
4	BAEZA GONZALEZ Pablo	RW	L	1.75/5'9"	90/198	11 NOV 1988	18	FEN		
5	JOFRE Nicolas	LB	R	1.79/5'10"	85/187	16 OCT 1984	22			
6	SALINAS MUNOZ Rodrigo	RB	L	1.83/6'0"	85/187	25 FEB 1989	18	WINTERHILL		
7	CORNEJO Rodolfo	LB	R	1.87/6'2"	88/194	7 SEP 1983	23	UD. DE CHILE		
8	MALTEZ Eduardo	P	R	2.03/6'8"	110/243	12 JAN 1984	23	LA SALLE		
9	KASSIS SATORRE Fuad	LB	R	1.80/5'11"	80/176	9 MAY 1984	23	LA SALLE		
10	FEUTCHMAN Emil (C)	CB	R	1.77/5'10"	80/176	1 JUN 1983	24	PETRER		
11	MAURIN Felipe	RB	L	1.84/6'0"	83/183	31 AUG 1984	22	ITALIANO		
12	BARRIENTOS Felipe	GK	R	1.82/6'0"	87/192	12 JUN 1984	23	ITALIANO		
13	ARAYA Guillermo	LB	R	1.82/6'0"	83/183	1 OCT 1985	21	SAN RAFAEL		
14	MIHOVILOVICH PEREZ Felij	LB	R	1.86/6'1"	103/227	2 DEC 1984	22	LA SALLE		
15	LAGOMARSINO Sebastian	CB	R	1.76/5'9"	76/168	24 OCT 1978	28	WINTERHILL		
Team Average				1.83/6'0"	87/193		23.0			

Uniform Colours	Shirt	Shorts
Team 1st	RED	BLUE
Team 2nd		
Goalkeeper 1st	PRETO	PRETO
Goalkeeper 2nd		

Officials:	REYES Gerardo	(Coach)
	CIFUENTES ZAPATA Claudio	(Coach)
	VALDEBENITO Hugo	(Head Coach)
	GARRIDO SEPULVEDA Jorge	(Team Leader)

NOTE:
Uniform numbers will be confirmed at the team managers meeting and under exceptional circumstances could still be changed right up to the start of the competition.
The player's age has been calculated based on the day of update.
Number of international matches played, includes Olympic Games, Senior and Junior World Championships and Continental Championships (other tournaments and friendly matches not included).

LEGEND			
LB	Left Back	LW	Left Wing
CB	Centre Back	RW	Right Wing
RB	Right Back	P	Pivot
L	Left	R	Right
GK	Goalkeeper	Pos	Position
DSQ	Disqualified	L/R	Handedness



Handball
Balonmano / Handebol

Men
Hombres / Senhores

Team Roster

Formación del Equipo / Escalação das Equipes

CORRECTED

As of 14 JUL 2007

CUB - Cuba

No.	Name	Pos	L/R	Height m / ft in	Weight kg / lbs	Date of Birth	Age	Club	Int'l. Matches	
									Played	Goals
1	QUINTANA BRAVO Alfredo	GK	R	1.99/6'6"	95/209	20 MAR 1988	19	CIUDAD HABANA		
2	TURINO NOA Raifer	RB	R	1.77/5'10"	73/161	22 NOV 1986	20	CIUDAD HABANA		
3	CORZO Guillermo	CB	R	1.90/6'3"	95/209	12 OCT 1980	26	MATANZAS		
4	MARTI DIAZ Edgard	LW	L	1.85/6'1"	78/172	19 DEC 1982	24	HABANA		
5	DIAZ de ARMAS Randy	CB	R	1.90/6'3"	75/165	7 JAN 1978	29	MATANZAS		
6	FONSECA ALEAGA Denip	P	R	1.80/5'11"	94/207	10 AUG 1979	27	GRANAMA		
7	FERNANDEZ LESCAYLLI D	RW	R	1.86/6'1"	75/165	13 SEP 1986	20	GUANTANAMO		
9	DACOSTA CAPOTE Rafael	RB	R	1.96/6'5"	93/205	5 OCT 1987	19	CIUDAD HABANA		
10	PAVAN LOPEZ Jorge Luis	RB	R	1.90/6'3"	88/194	19 DEC 1982	24	CIUDAD HABANA		
11	PAZ MARQUEZ Ariel	RB	R	1.95/6'5"	81/179	18 MAY 1978	29	PINAR DEL RIO		
12	IGLESIAS POVEA Misael (C	GK	R	1.91/6'3"	96/212	2 OCT 1987	19	PINAR DEL RIO		
13	CAROL MARZO Frankis	CB	L	1.90/6'3"	84/185	7 SEP 1987	19	MATANZAS		
14	TOMACEN CARMONA Yinke	RW	R	1.83/6'0"	80/176	11 OCT 1982	24	PINAR DEL RIO		
15	AMADOR SALINAS Daymar	P	R	1.90/6'3"	85/187	1 SEP 1987	19	HABANA		
16	VALDES LUIS Eurelbis	GK	R	1.90/6'3"	80/176	5 JUL 1984	23	HOLGUIN		
Team Average				1.89/6'2"	85/187		22.7			

Uniform Colours	Shirt	Shorts
Team 1st	RED	WHI
Team 2nd		
Goalkeeper 1st	VERDE	BLUE
Goalkeeper 2nd		

Officials:		
	CARRETE GALINDO Carlos	(Head Coach)
	RUIZ WALTON Gaspar	(Coach)
	CHAVEZ CORDERO Reinaldo	(Coach)
	TERRELONGE Jorge Wilfredo	(Team Leader)

NOTE:
Uniform numbers will be confirmed at the team managers meeting and under exceptional circumstances could still be changed right up to the start of the competition.
The player's age has been calculated based on the day of update.
Number of international matches played, includes Olympic Games, Senior and Junior World Championships and Continental Championships (other tournaments and friendly matches not included).

LEGEND			
LB	Left Back	LW	Left Wing
CB	Centre Back	RW	Right Wing
RB	Right Back	P	Pivot
		L	Left
		R	Right
		GK	Goalkeeper
		Pos	Position
		DSQ	Disqualified
		L/R	Handedness



Handball
Balonmano / Handebol

Men
Hombres / Senhores

Team Roster

Formación del Equipo / Escalação das Equipes

CORRECTED

As of 14 JUL 2007

DOM - Dominican Republic

No.	Name	Pos	L/R	Height m / ft in	Weight kg / lbs	Date of Birth	Age	Club	Int'l. Matches	
									Played	Goals
1	TAPIA Juan (C)	GK	R	1.89/6'2"	99/218	3 MAR 1975	32	LA VEGA		
2	de LEON Kellvin	RW	L	1.80/5'11"	90/198	5 OCT 1978	28	SAN PEDRO		
3	de LEON CASTRO Leonis	RB	L	1.80/5'11"	80/176	5 DEC 1976	30	SAN PEDRO		
4	SOSA Antonio	LW	R	1.83/6'0"	110/243	14 SEP 1973	33	LA VEGA		
5	TAVERAS LORENZO Luis M	P		1.89/6'2"	99/218	21 APR 1978	29	BAYAGUANA		
6	PUJOLS Rafael	P		1.78/5'10"	112/247	6 MAR 1978	29	JIMANI		
8	BRITO Junior	LW	R	1.80/5'11"	99/218	21 FEB 1979	28	SALCEDO		
9	ABREU Francisco	P		2.01/6'7"	115/254	27 APR 1984	23	DISTRITO		
10	PAULINO Willivaldo	LB	R	1.85/6'1"	100/220	9 OCT 1977	29	SALCEDO		
11	JACOBO Pablo	LB		1.92/6'4"	105/231	22 DEC 1979	27	SAN PEDRO		
12	SANLATE Luis	GK		1.92/6'4"	112/247	5 JUN 1981	26	BARAHONA		
13	ROMERO Felix	CB		1.85/6'1"	95/209	29 FEB 1972	35	DISTRITO		
15	AYBAR Frankalbert	RB		1.98/6'6"	97/214	30 DEC 1979	27	DISTRITO		
17	SEPULVEDA Angel	LB	R	1.89/6'2"	110/243	27 JAN 1972	35	DISTRITO		
18	MATEO Dioris	RW	L	1.85/6'1"	97/214	6 DEC 1986	20	DISTRITO		
Team Average				1.87/6'2"	101/223		28.7			

Uniform Colours

Shirt

Shorts

Team 1st

Team 2nd

Goalkeeper 1st

Goalkeeper 2nd

Officials:

RIVERA Miguel	(Coach)
BUSTOS Antonio	(Coach)
la SIERRA Gerald ()	(Coach)
CUEVAS Randolpho	(Head Coach)

NOTE:

Uniform numbers will be confirmed at the team managers meeting and under exceptional circumstances could still be changed right up to the start of the competition.

The player's age has been calculated based on the day of update.

Number of international matches played, includes Olympic Games, Senior and Junior World Championships and Continental Championships (other tournaments and friendly matches not included).

LEGEND

LB Left Back	LW Left Wing	L Left	GK Goalkeeper	DSQ Disqualified
CB Centre Back	RW Right Wing	R Right	Pos Position	L/R Handedness
RB Right Back	P Pivot			



Handball
Balonmano / Handebol

Men
Hombres / Senhores

Team Roster

Formación del Equipo / Escalação das Equipes

CORRECTED

As of 14 JUL 2007

MEX - Mexico

No.	Name	Pos	L/R	Height m / ft in	Weight kg / lbs	Date of Birth	Age	Club	Int'l. Matches	
									Played	Goals
1	ROMERO SANCHEZ Adrian	GK	R	1.85/6'1"	89/196	28 APR 1985	22	SONORA		
2	SANTOS BARROS Jose Raf	LW	R	1.82/6'0"	76/168	7 AUG 1979	27	NUEVO LEON		
4	GARCIA NAVARRO Jorge E	LW	R	1.68/5'6"	65/143	25 APR 1988	19	NUEVO LEON		
5	GONZALEZ MUNOZ Jorge	LB	L	1.85/6'1"	85/187	5 MAY 1980	27	POLITECNICO		
6	ACUNA MENDEZ Marcial	RB	R	1.95/6'5"	100/220	3 JAN 1986	21	SONORA		
7	ROJAS RODRIGUEZ Angel	CB	R	1.80/5'11"	90/198	7 AUG 1974	32	POLITECNICO		
9	STOOPEN MENDOZA Emilic	LB	R	1.93/6'4"	92/203	25 DEC 1976	30	UNAM		
10	GARCIA NAVARRO Jose Ju.	LW	R	1.73/5'8"	72/159	12 NOV 1986	20	NUEVO LEON		
11	RASCON MURRIETA Edson	CB	R	1.72/5'8"	72/159	19 OCT 1982	24	SONORA		
12	MENDOZA RODRIGUEZ Jul	RB	R	1.94/6'4"	96/212	10 JAN 1986	21	COLIMA		
13	FLORES FLORES Erik Israel	RW	R	1.78/5'10"	72/159	12 SEP 1986	20	PUEBLA		
14	ROSAS AGUILERA Arturo	P	R	1.85/6'1"	98/216	10 APR 1974	33	DINAMO		
16	LUNA VIVEROS Moises Gali	GK	R	1.80/5'11"	83/183	20 JUN 1986	21	SONORA		
17	HURTADO MOLINA Fernanc	RW	R	1.75/5'9"	78/172	22 FEB 1987	20	SONORA		
23	MENDOZA RODRIGUEZ Da	P	R	1.95/6'5"	115/254	10 JAN 1986	21	COLIMA		
Team Average				1.83/6'0"	86/189		23.9			

Uniform Colours

Shirt

Shorts

Team 1st

Team 2nd

Goalkeeper 1st

Goalkeeper 2nd

Officials:

SOSA LEYVA Alberto (Head Coach)
 MENDEZ CONCHILLOS Alfredo (Coach)
 AGUILAR Hector (Team Leader)
 RAMIREZ-SANCHEZ Leticia (Team Doctor)

NOTE:

Uniform numbers will be confirmed at the team managers meeting and under exceptional circumstances could still be changed right up to the start of the competition.

The player's age has been calculated based on the day of update.

Number of international matches played, includes Olympic Games, Senior and Junior World Championships and Continental Championships (other tournaments and friendly matches not included).

LEGEND

LB Left Back
CB Centre Back
RB Right Back

LW Left Wing
RW Right Wing
P Pivot

L Left
R Right

GK Goalkeeper
Pos Position

DSQ Disqualified
L/R Handedness



Handball
Balonmano / Handebol

Men
Hombres / Senhores

Team Roster

Formación del Equipo / Escalação das Equipes

CORRECTED

As of 14 JUL 2007

URU - Uruguay

No.	Name	Pos	L/R	Height m / ft in	Weight kg / lbs	Date of Birth	Age	Club	Int'l. Matches	
									Played	Goals
2	POGGIO GIUBBANI Pablo E	LB		1.86/6'1"	90/198	29 MAR 1979	28	POLI SPORTIVA-CONGOLI		
3	CARO SPALLA Pablo	RB		1.85/6'1"	96/212	11 JUL 1983	24	COLEGIO ALEMAN		
5	MALFATTI CUNHAR Maximi	P		1.87/6'2"	93/205	11 MAR 1982	25	HURACAN BUCEO		
8	MONTES GOITIA Pablo And	RB				24 JUN 1977	30			
9	FABRA GENTILE Nicolas Gc	LB		1.83/6'0"	90/198	5 JAN 1986	21	SCUOLA ITALIANA		
10	NOVERI HORTA Sebastian	LW		1.75/5'9"	80/176	25 JUN 1983	24	SCUOLA ITALIANA		
11	MARROCHI ONGAY Pablo M	LB		1.92/6'4"	93/205	13 SEP 1986	20	COLÉGIO ALEMAN		
12	PINTOS QUINTANA Carlos C	GK		1.84/6'0"	114/251	4 MAY 1983	24	HEBRAICA Y MACABI		
13	GRATADOUX TANCREDI M	P		1.90/6'3"	96/212	11 OCT 1973	33	COLÉGIO ALEMAN		
14	GAMBA CONFORTE Gonzal	CB		1.83/6'0"	85/187	23 JUL 1982	24	COLÉGIO ALEMAN		
15	BERNAL AGARE Rodrigo	RB		1.87/6'2"	86/190	25 NOV 1983	23	SCUOLA ITALIANA		
16	SUBERBIELLE BARBIERI Lt	GK		1.85/6'1"	76/168	21 SEP 1974	32	COLÉGIO LA MENNAIS		
18	SPANGENBERG TORRE Gc	RB		1.84/6'0"	88/194	4 APR 1986	21	COLÉGIO ALEMAN		
19	WENZEL SCASSO Hermanr	RB		1.84/6'0"	83/183	12 MAR 1978	29	UGAB		
20	ORLANDO BUQUET Nicolas	P		1.69/5'7"	110/243	4 AUG 1979	27	SCUOLA ITALIANA		
Team Average				1.84/6'0"	91/202		25.7			

Uniform Colours

Team 1st

Shirt

BLUE

Shorts

WHI

Team 2nd

Goalkeeper 1st

Goalkeeper 2nd

Officials:

BOTEJARA Jorge (Head Coach)
 FONTES Rodolfo (Team Leader)
 QUEIROLO BORBA Eduardo Roberto (Coach)
 CASTILLOS Juan () (Team Doctor)

NOTE:

Uniform numbers will be confirmed at the team managers meeting and under exceptional circumstances could still be changed right up to the start of the competition.
 The player's age has been calculated based on the day of update.
 Number of international matches played, includes Olympic Games, Senior and Junior World Championships and Continental Championships (other tournaments and friendly matches not included).

LEGEND

LB Left Back	LW Left Wing	L Left	GK Goalkeeper	DSQ Disqualified
CB Centre Back	RW Right Wing	R Right	Pos Position	L/R Handedness
RB Right Back	P Pivot			

Tournament Summary

Resumen del Torneo / Sumário do Torneio

As of 22 JUL 2007

Group A

Rank	Team	Pts	MP	W	T	L	GF	GA	Diff.
1	ARG	6	3	3	0	0	108	57	51
2	URU	4	3	2	0	1	76	82	-6
3	DOM	2	3	1	0	2	87	86	1
4	MEX	0	3	0	0	3	61	107	-46

Team	ARG	URU	DOM	MEX
ARG		35 - 16	33 - 25	40 - 16
URU	16 - 35		29 - 26	31 - 21
DOM	25 - 33	26 - 29		36 - 24
MEX	16 - 40	21 - 31	24 - 36	

Group B

Rank	Team	Pts	MP	W	T	L	GF	GA	Diff.
1	BRA	6	3	3	0	0	99	58	41
2	CUB	4	3	2	0	1	99	73	26
3	CHI	2	3	1	0	2	67	93	-26
4	CAN	0	3	0	0	3	52	93	-41

Team	BRA	CUB	CHI	CAN
BRA		35 - 26	33 - 20	31 - 12
CUB	26 - 35		40 - 18	33 - 20
CHI	20 - 33	18 - 40		29 - 20
CAN	12 - 31	20 - 33	20 - 29	

Classification

Date	Start Time	Teams	Phase	Match No.	Result
FRI 20 JUL	14:00	CHI - MEX	Classification Matches	13	28 - 27
	16:00	BRA - URU	Semi final	14	28 - 16
	20:00	DOM - CAN	Classification Matches	15	28 - 27
	22:00	ARG - CUB	Semi final	16	30 - 29
SUN 22 JUL	09:00	URU - CUB	Bronze Medal	17	23 - 24
	11:00	BRA - ARG	Final	18	30 - 22
	15:00	CHI - DOM	5th PLACE	19	28 - 27
	17:00	MEX - CAN	7th PLACE	20	32 - 34

Final Standings

Medal	Rank	Team
Gold	1	BRA - Brazil
Silver	2	ARG - Argentina
Bronze	3	CUB - Cuba
	4	URU - Uruguay
	5	CHI - Chile
	6	DOM - Dominican Republic
	7	CAN - Canada
	8	MEX - Mexico

NOTE:
"tbd *" time of the matches will be determined after the participating are known.

LEGEND	
Pts	Points
MP	Matches Played
GF	Goals For
GA	Goals Against
W	Won
Diff	Goal Difference
L	Lost
DSQ	Disqualified
T	Ties

Results

Resultados / Resultados

BRA 33 - 20 CHI

(14 - 10) (19 - 10)

Referee: ROBLEDO J. (ARG) / SOBENKO M. (ARG)

BRA - Brazil

No.	Name	Shots								Penalties				
		G/S	%	6m	Wing	9m	7m	FB	BT	YC	2Min	RC	EX	
1	SANTOS Maik													
3	PACHECO FILHO Fernando	1/3	33	0/1		0/1			1/1	1				
5	ERTEL Carlos	3/4	75	2/3				1/1						
6	SILVA Danilo	4/4	100	2/2				2/2			1			
7	RUI Renato	1/3	33		0/1			1/2						
9	BORTOLINI Leonardo	3/4	75	1/1		2/2	0/1							
10	JUSTINO Helio	6/8	75		1/2		3/4	2/2						
11	KOJOROSKI Jagson	2/2	100			1/1	1/1				1			
12	VASCONCELOS Alexandre													
13	LAUREANO Silvio	1/1	100					1/1			1			
17	RIBEIRO Felipe	8/11	73		0/3	1/1	2/2	5/5						
18	SANTANA Bruno	3/3	100			2/2			1/1	1	1			
19	PIZZINATTO Jardel	0/1	0	0/1						1				
28	OLIVEIRA Guilherme	1/5	20			0/4			1/1					
Bench/Team														
Totals		33/49	67	5/8	1/6	6/11	6/8	12/13	3/3	3	4			

No.	Name	Saves							
		S/S	%	6m	Wing	9m	7m	FB	BT
1	SANTOS Maik	8/17	47	0/2	3/4	3/4	0/1	2/6	
12	VASCONCELOS Alexandre	5/16	31	0/3	2/3	2/4	0/1	1/5	
Totals		13/33	39	0/5	5/7	5/8	0/2	2/6	1/5

CHI - Chile

No.	Name	Shots								Penalties				
		G/S	%	6m	Wing	9m	7m	FB	BT	YC	2Min	RC	EX	
1	HIGUERA GUAJARDO Gaston													
2	MARTINEZ Patricio	2/3	67		1/2			1/1						
3	CHACANA Francisco	1/1	100					1/1			1			
4	BAEZA GONZALEZ Pablo	2/3	67		1/2			1/1						
5	JOFRE Nicolas	1/3	33	1/1		0/2				1				
6	SALINAS MUNOZ Rodrigo	1/5	20	1/2	0/3									
7	CORNEJO Rodolfo	0/1	0						0/1	1				
9	KASSIS SATORRE Fuad	1/4	25	1/1	0/1	0/2					1			
10	FEUTCHMAN Emil	6/11	55	1/3		1/3	2/2	0/1	2/2					
11	MAURIN Felipe	4/7	57	1/2		1/3			2/2					
12	BARRIENTOS Felipe													
13	ARAYA Guillermo	1/2	50			1/2								
14	MIHOVILOVICH PEREZ Felipe									1	1			
15	LAGOMARSINO Sebastian	1/3	33		0/1			1/2						
Bench/Team														
Totals		20/43	47	5/9	2/9	3/12	2/2	4/6	4/5	3	3			

No.	Name	Saves							
		S/S	%	6m	Wing	9m	7m	FB	BT
1	HIGUERA GUAJARDO Gaston	0/10	0	0/1	0/1	0/1	0/4	0/2	0/1
12	BARRIENTOS Felipe	7/30	23	2/6	3/3	1/6	0/2	1/11	0/2
Totals		7/40	18	2/7	3/4	1/7	0/6	1/13	0/3

RUNNING SCORE

BRA - CHI

1st Half

ERTEL C.	1 (2) 0	
	1 (2) 1	FEUTCHMAN E.
ERTEL C.	2 (3) 1	
JUSTINO H.	3 (7) 1	
JUSTINO H.	4 (9) 1	
JUSTINO H.	5 (9) 1	
JUSTINO H.	6 (12) 1	
	6 (13) 2	MARTINEZ P.
SANTANA B.	7 (15) 2	
	7 (17) 3	LAGOMARSINO S.
RIBEIRO F.	8 (18) 3	
	8 (19) 4	FEUTCHMAN E.
RIBEIRO F.	9 (20) 4	
	9 (20) 5	MAURIN F.
	9 (23) 6	BAEZA GONZALEZ P.
	9 (24) 7	CHACANA F.
RIBEIRO F.	10 (25) 7	
	10 (25) 8	FEUTCHMAN E.
RIBEIRO F.	11 (26) 8	
	11 (26) 9	BAEZA GONZALEZ P.
PACHECO FILHO F.	12 (27) 9	
	12 (27) 10	FEUTCHMAN E.
JUSTINO H.	13 (28) 10	
RUI R.	14 (29) 10	

2nd Half

	14 (1) 11	MAURIN F.
LAUREANO S.	15 (2) 11	
ERTEL C.	16 (4) 11	
	16 (4) 12	FEUTCHMAN E.
SANTANA B.	17 (5) 12	
	17 (5) 13	KASSIS SATORRE F.
KOJOROSKI J.	18 (6) 13	
	18 (7) 14	JOFRE N.
JUSTINO H.	19 (7) 14	
	19 (8) 15	FEUTCHMAN E.
	19 (9) 16	MAURIN F.
SILVA D.	20 (10) 16	
	20 (11) 17	SALINAS MUNOZ R.
BORTOLINI L.	21 (11) 17	
SILVA D.	22 (13) 17	
	22 (13) 18	MARTINEZ P.
KOJOROSKI J.	23 (14) 18	
BORTOLINI L.	24 (15) 18	
SILVA D.	25 (16) 18	
RIBEIRO F.	26 (17) 18	
SILVA D.	27 (17) 18	
	27 (18) 19	ARAYA G.
SANTANA B.	28 (21) 19	
RIBEIRO F.	29 (23) 19	
RIBEIRO F.	30 (25) 19	
OLIVEIRA G.	31 (28) 19	
RIBEIRO F.	32 (28) 19	
	32 (29) 20	MAURIN F.
BORTOLINI L.	33 (29) 20	

LEGEND

G/S	Goals / Shots	6m	6-metre Shots	Wing	Wing Shots	EX	Exclusions	BT	Breakthroughs
S/S	Saves / Shots	7m	7-metre Shots	YC	Yellow Cards	2Min	2 Minute Suspensions	FB	Fast Breaks
%	Efficiency	9m	9-metre Shots	RC	Red Cards	+	2 Minute + 2 Minute Suspensions		

Match Team Statistics

Estadística del equipo por partido / Estatística da Equipe na partida

BRA 33 - 20 CHI

(14 - 10) (19 - 10)

Referee: ROBLEDO J. (ARG) / SOBENKO M. (ARG)

BRA - Brazil

Players		Shots								Offence		Defence		Penalties			TP	
No.	Name	G/S	%	6m	Wing	9m	7m	FB	BT	AS	TF	ST	BS	YC	2Min	RC		EX
1	SANTOS Maik									1	1							29:44
3	PACHECO FILHO Fernando	1/3	33	0/1		0/1			1/1	5	1		1	1				44:53
5	ERTEL Carlos	3/4	75	2/3				1/1		4	1							15:29
6	SILVA Danilo	4/4	100	2/2				2/2			2		1		1			18:39
7	RUI Renato	1/3	33		0/1			1/2		2	1							34:33
9	BORTOLINI Leonardo	3/4	75	1/1		2/2	0/1			5	4							24:37
10	JUSTINO Helio	6/8	75		1/2		3/4	2/2		1								29:56
11	KOJOROSKI Jaqson	2/2	100			1/1	1/1			4	1	1	3		1			44:03
12	VASCONCELOS Alexandre									1								30:16
13	LAUREANO Silvio	1/1	100					1/1		1	1	2			1			27:10
17	RIBEIRO Felipe	8/11	73		0/3	1/1	2/2	5/5		3		3						30:04
18	SANTANA Bruno	3/3	100			2/2			1/1	3	3	2		1	1			39:19
19	PIZZINATTO Jardel	0/1	0	0/1										1				19:55
28	OLIVEIRA Guilherme	1/5	20			0/4			1/1	2		1						31:22
Bench/Team																		
Totals		33/49	67	5/8	1/6	6/11	6/8	12/13	3/3	32	15	9	5	3	4			

Goalkeepers		Total Shots		6m Shots		Wing Shots		9m Shots		7m Shots		Fast Breaks		Breakthroughs	
No.	Name	S/S	%	S/S	%	S/S	%	S/S	%	S/S	%	S/S	%	S/S	%
1	SANTOS Maik	8/17	47	0/2	0	3/4	75	3/4	75	0/1	0	2/6	33		
12	VASCONCELOS Alexandre	5/16	31	0/3	0	2/3	67	2/4	50	0/1	0			1/5	20
Totals		13/33	39	0/5	0	5/7	71	5/8	63	0/2	0	2/6	33	1/5	20

Team Shots	Goals	Saves	Missed	Post	Blocked	Total	%
6m Shots	5	2		1		8	63
Wing Shots	1	3	1	1		6	17
9m Shots	6	1	2	2		11	55
7m Shots	6		1	1	n/a	8	75
Fast Breaks	12	1				13	92
Breakthroughs	3					3	100
Totals	33	7	4	5		49	67

Number of Attacks: 61, Scoring Efficiency: 54%



Riocentro - Pavilion 3B
 Riocentro Pabellón 3B
 Riocentro Pavilhão 3B

14 JUL 2007
 14:00

Handball
 Balonmano / Handebol

Men
 Hombres / Senhores

Preliminaries - Group B
 Preliminares - Grupo B / Preliminares - Grupo B

Match No: 01

Match Team Statistics

Estadística del equipo por partido / Estatística da Equipe na partida

BRA 33 - 20 CHI

(14 - 10) (19 - 10)

Referee: ROBLEDO J. (ARG) / SOBENKO M. (ARG)

BRA - Brazil

Shots Distribution

Players

Goals / Shots

3 PACHECO FILHO F.	5 ERTEL C.	6 SILVA D.	7 RUI R.	9 BORTOLINI L.	10 JUSTINO H.	11 KOJOROSKI J.
0/1	1/1 1/1	1/1 2/2	0/1 1/1	1/1 1/1	1/1 1/1 3/3	1/1 1/1
1/2	1-Post			1-Missed	1-Missed 1-Post	
13 LAUREANO S.	17 RIBEIRO F.	18 SANTANA B.	19 PIZZINATTO J.	28 OLIVEIRA G.		
1/1	1/2 3/3			1/1		
	1-Post			2-Missed 2-Post		

Team

Goals / Shots

5/5	2/3	6/6
3/4		1/3
7/8	3/3	6/6

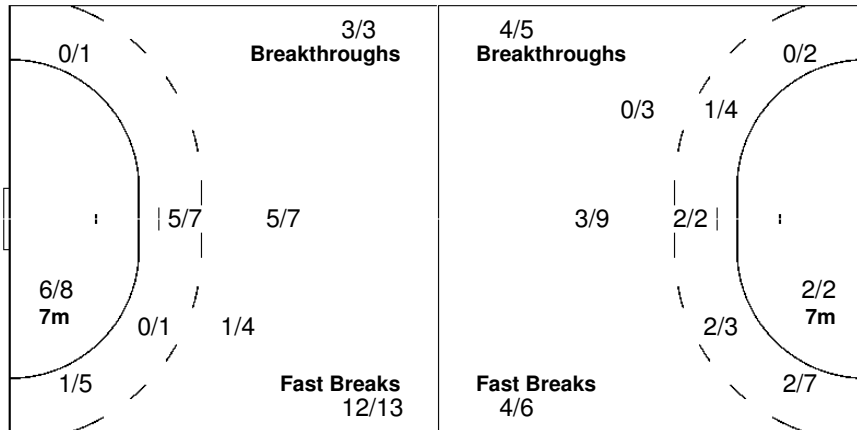
4-Missed 5-Post

Offence

Defence

Goalkeepers

Saves / Shots



1/2	2/2	2/3
1/2	1/1	0/1
0/5	2/3	2/12

1 SANTOS M.

1/2	2/2	1/2
1/1	1/1	
0/4	1/2	1/3

12 VASCONCELOS A.

		1/1
0/1		0/1
0/1	1/1	1/9

Match Team Statistics

Estadística del equipo por partido / Estatística da Equipe na partida

BRA 33 - 20 CHI

(14 - 10) (19 - 10)

Referee: ROBLEDO J. (ARG) / SOBENKO M. (ARG)

CHI - Chile

Players		Shots								Offence		Defence		Penalties			TP	
No.	Name	G/S	%	6m	Wing	9m	7m	FB	BT	AS	TF	ST	BS	YC	2Min	RC		EX
1	HIGUERA GUAJARDO Gaston											1						14:45
2	MARTINEZ Patricio	2/3	67		1/2			1/1		2	2							37:21
3	CHACANA Francisco	1/1	100					1/1				2			1			26:46
4	BAEZA GONZALEZ Pablo	2/3	67		1/2			1/1			1							22:39
5	JOFRE Nicolas	1/3	33	1/1		0/2				4	3		1	1				35:03
6	SALINAS MUNOZ Rodrigo	1/5	20	1/2	0/3					1	3							15:40
7	CORNEJO Rodolfo	0/1	0						0/1	1	1	1		1				19:22
9	KASSIS SATORRE Fuad	1/4	25	1/1	0/1	0/2				2	1				1			46:17
10	FEUTCHMAN Emil	6/11	55	1/3		1/3	2/2	0/1	2/2	2	3	1						43:59
11	MAURIN Felipe	4/7	57	1/2		1/3			2/2	3	4							43:36
12	BARRIENTOS Felipe									1	1							45:15
13	ARAYA Guillermo	1/2	50			1/2												10:54
14	MIHOVILOVICH PEREZ Felipe									1				1	1			32:38
15	LAGOMARSINO Sebastian	1/3	33		0/1			1/2										25:45
Bench/Team																		
Totals		20/43	47	5/9	2/9	3/12	2/2	4/6	4/5	17	19	5	1	3	3			

Goalkeepers		Total Shots		6m Shots		Wing Shots		9m Shots		7m Shots		Fast Breaks		Breakthroughs	
No.	Name	S/S	%	S/S	%	S/S	%	S/S	%	S/S	%	S/S	%	S/S	%
1	HIGUERA GUAJARDO Gaston	0/10	0	0/1	0	0/1	0	0/1	0	0/4	0	0/2	0	0/1	0
12	BARRIENTOS Felipe	7/30	23	2/6	33	3/3	100	1/6	17	0/2	0	1/11	9	0/2	0
Totals		7/40	18	2/7	29	3/4	75	1/7	14	0/6	0	1/13	8	0/3	0

Team Shots	Goals	Saves	Missed	Post	Blocked	Total	%
6m Shots	5		2	1	1	9	56
Wing Shots	2	5		2		9	22
9m Shots	3	5	1	1	2	12	25
7m Shots	2				n/a	2	100
Fast Breaks	4	2				6	67
Breakthroughs	4	1				5	80
Totals	20	13	3	4	3	43	47

Number of Attacks: 60, Scoring Efficiency: 33%

Match Team Statistics

Estadística del equipo por partido / Estatística da Equipe na partida

BRA 33 - 20 CHI

(14 - 10) (19 - 10)

Referee: ROBLEDO J. (ARG) / SOBENKO M. (ARG)

CHI - Chile

Shots Distribution

Players

Goals / Shots

2 MARTINEZ P.	3 CHACANA F.	4 BAEZA GONZALEZ P.	5 JOFRE N.	6 SALINAS MUNOZ R.	7 CORNEJO R.	9 KASSIS SATORRE F.
0/1		1/1	0/1	0/1		0/1 0/1
1/1 1/1	1/1	1/1	1/1	0/1 1/2	0/1	1/1
		1-Post	1-Post	1-Missed		
10 FEUTCHMAN E.	11 MAURIN F.	13 ARAYA G.	14 MIHOVLOVICH PEREZ F.	15 LAGOMARSINO S.		
1/1						
1/2				0/1		
2/2	2/3	1/1 2/2			1/1	
1-Post 1-Blocked 1-Missed	2-Blocked 1-Missed			1-Post		

Team

Offence

Defence

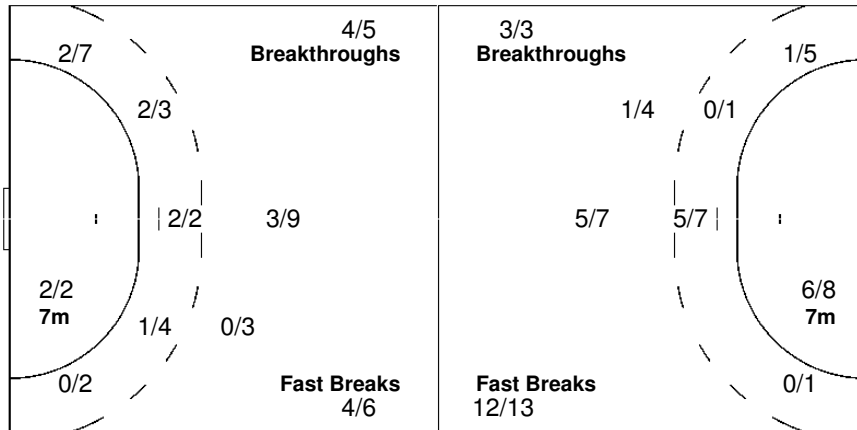
Goalkeepers

Goals / Shots

Saves / Shots

1/2	0/2	1/3
1/2	0/1	1/1
5/5	1/3	10/12

3-Missed 4-Post 3-Blocked



0/5	1/3	0/6
1/4		2/3
1/8	0/3	0/6

1 HIGUERA GUAJARDO G.

0/2		0/1
0/3	0/1	0/3

12 BARRIENTOS F.

0/3	1/3	0/5
1/4		2/3
1/5	0/2	0/3

LEGEND			
G/S	Goals / Shots	%	Efficiency
S/S	Saves / Shots	Wing	Wing Shots
AS	Assists	TF	Technical Faults
YC	Yellow Cards	RC	Red Cards
+	2 Minute + 2 Minute Suspensions		
6m	6-metre Shots	7m	7-metre Shots
FB	Fast Breaks	BT	Breakthroughs
ST	Steals	BS	Blocked Shots
n/a	not applicable	2Min	2 Minute Suspensions
9m	9-metre Shots	EX	Exclusions
		TP	Time Played

Results

Resultados / Resultados

DOM 26 - 29 URU

(12 - 13) (14 - 16)

Referee: DE MELLO E. (BRA) / FAVRETO M. (BRA)

RUNNING SCORE

DOM - URU

1st Half

	0 (3) 1	MARROCHI ONGAY P.
DE LEON K.	1 (3) 1	
DE LEON K.	2 (4) 1	
	2 (5) 2	GAMBA CONFORTE G.
DE LEON K.	3 (6) 2	
	3 (7) 3	WENZEL SCASSO H.
JACOBO P.	4 (8) 3	
TAVERAS LORENZOL.	5 (9) 3	
BRITO J.	6 (9) 3	
	6 (10) 4	MARROCHI ONGAY P.
	6 (11) 5	WENZEL SCASSO H.
JACOBO P.	7 (11) 5	
BRITO J.	8 (12) 5	
	8 (13) 6	SPANGENBERG TORRE G.
DE LEON K.	9 (15) 6	
	9 (15) 7	BERNAL AGARE R.
	9 (16) 8	MARROCHI ONGAY P.
	9 (18) 9	WENZEL SCASSO H.
PAULINO W.	10 (19) 9	
JACOBO P.	11 (22) 9	
	11 (22) 10	SPANGENBERG TORRE G.
	11 (24) 11	SPANGENBERG TORRE G.
	11 (25) 12	BERNAL AGARE R.
	11 (30) 13	SPANGENBERG TORRE G.
ROMERO F.	12 (30) 13	

2nd Half

	12 (2) 14	SPANGENBERG TORRE G.
ROMERO F.	13 (2) 14	
ROMERO F.	14 (4) 14	
	14 (4) 15	CARO SPALLA P.
TAVERAS LORENZOL.	15 (5) 15	
	15 (6) 16	MONTES GOITIA P.
DE LEON K.	16 (7) 16	
	16 (7) 17	MARROCHI ONGAY P.
DE LEON CASTRO L.	17 (8) 17	
PAULINO W.	18 (9) 17	
DE LEON K.	19 (11) 17	
PAULINO W.	20 (12) 17	
	20 (13) 18	GRATADOUX TANCREDI M.
	20 (14) 19	GAMBA CONFORTE G.
	20 (15) 20	WENZEL SCASSO H.
	20 (16) 21	POGGIO GIUBBANI P.
PAULINO W.	21 (16) 21	
	21 (18) 22	GAMBA CONFORTE G.
	21 (20) 23	GRATADOUX TANCREDI M.
DE LEON CASTRO L.	22 (21) 23	
	22 (21) 24	MARROCHI ONGAY P.
	22 (23) 25	WENZEL SCASSO H.
ROMERO F.	23 (24) 25	
	23 (24) 26	WENZEL SCASSO H.
PAULINO W.	24 (25) 26	
	24 (25) 27	POGGIO GIUBBANI P.
DE LEON CASTRO L.	24 (27) 28	POGGIO GIUBBANI P.
DE LEON K.	26 (29) 28	
	26 (29) 29	WENZEL SCASSO H.

DOM - Dominican Republic

No.	Name	Shots								Penalties				
		G/S	%	6m	Wing	9m	7m	FB	BT	YC	2Min	RC	EX	
1	TAPIA Juan													
2	de LEON Kelvin	7/11	64	1/1	1/4		1/2	3/3	1/1					
3	de LEON CASTRO Leonis	3/5	60	0/1	1/1	0/1			2/2		1			
4	SOSA Antonio	0/2	0		0/2									
5	TAVERAS LORENZO Luis M.	2/3	67	2/3						1	1			
6	PUJOLS Rafael	0/1	0	0/1							1			
8	BRITO Junior	2/2	100		2/2									
10	PAULINO Willivaldo	5/9	56		1/1	0/4	2/2	1/1	1/1	1				
11	JACOBO Pablo	3/5	60	1/1		1/3			1/1					
12	SANLATE Luis													
13	ROMERO Felix	4/8	50			2/5	0/1		2/2					
15	AYBAR Frankalbert									1	1			
17	SEPULVEDA Angel													
18	MATEO Dioris													
	Bench/Team									1				
	Totals	26/46	57	4/7	5/10	3/13	3/5	4/4	7/7	4	4			

No.	Name	Saves							
		S/S	%	6m	Wing	9m	7m	FB	BT
1	TAPIA Juan	5/18	28	3/5	0/2	1/1	0/3	1/5	0/2
12	SANLATE Luis	8/24	33	2/7	3/8	2/5	1/2	0/1	0/1
	Totals	13/42	31	5/12	3/10	3/6	1/5	1/6	0/3

URU - Uruguay

No.	Name	Shots								Penalties				
		G/S	%	6m	Wing	9m	7m	FB	BT	YC	2Min	RC	EX	
2	POGGIO GIUBBANI Pablo Ezequiel	3/4	75		2/2	1/2								
3	CARO SPALLA Pablo	1/3	33		1/2	0/1								
5	MALFATTI CUNHAR Maximiliano													
8	MONTES GOITIA Pablo Andres	1/3	33	0/1		1/2								
10	NOVERI HORTA Sebastian													
11	MARROCHI ONGAY Pablo Miguel	5/8	63		0/1	1/2	4/5			1				
12	PINTOS QUINTANA Carlos Gabriel													
13	GRATADOUX TANCREDI Maximiliano	2/2	100	2/2							1			
14	GAMBA CONFORTE Gonzalo	3/3	100	2/2				1/1		1				
15	BERNAL AGARE Rodrigo	2/5	40		1/3			1/2		1				
16	SUBERBIELLE BARBIERI Luis Euardo													
18	SPANGENBERG TORRE Gabriel	5/13	38	1/6		0/3		1/1	3/3		1			
19	WENZEL SCASSO Hermann Gustavo	7/8	88	2/2	3/4			2/2						
20	ORLANDO BUQUET Nicolas Rubek													
	Bench/Team													
	Totals	29/49	59	7/13	7/12	3/10	4/5	5/6	3/3	3	2			

No.	Name	Saves							
		S/S	%	6m	Wing	9m	7m	FB	BT
12	PINTOS QUINTANA Carlos Gabriel	9/35	26	1/5	3/8	3/6	2/5	0/4	0/7
16	SUBERBIELLE BARBIERI Luis Euardo								
	Totals	9/35	26	1/5	3/8	3/6	2/5	0/4	0/7

LEGEND

G/S	Goals / Shots	6m	6-metre Shots	Wing	Wing Shots	EX	Exclusions	BT	Breakthroughs
S/S	Saves / Shots	7m	7-metre Shots	YC	Yellow Cards	2Min	2 Minute Suspensions	FB	Fast Breaks
%	Efficiency	9m	9-metre Shots	RC	Red Cards	+	2 Minute + 2 Minute Suspensions		

Match Team Statistics

Estadística del equipo por partido / Estatística da Equipe na partida

DOM 26 - 29 URU

(12 - 13) (14 - 16)

Referee: DE MELLO E. (BRA) / FAVRETO M. (BRA)

DOM - Dominican Republic

Players		Shots								Offence		Defence		Penalties			TP	
No.	Name	G/S	%	6m	Wing	9m	7m	FB	BT	AS	TF	ST	BS	YC	2Min	RC		EX
1	TAPIA Juan									1								29:41
2	de LEON Kellvin	7/11	64	1/1	1/4		1/2	3/3	1/1	1	3							60:00
3	de LEON CASTRO Leonis	3/5	60	0/1	1/1	0/1			2/2	3	1				1			60:00
4	SOSA Antonio	0/2	0		0/2					1								22:05
5	TAVERAS LORENZO Luis M.	2/3	67	2/3						1	1			1	1			53:41
6	PUJOLS Rafael	0/1	0	0/1											1			7:53
8	BRITO Junior	2/2	100		2/2						1	1						37:38
10	PAULINO Willivaldo	5/9	56		1/1	0/4	2/2	1/1	1/1	4	3			1				37:10
11	JACOBO Pablo	3/5	60	1/1		1/3			1/1	4	2							16:36
12	SANLATE Luis									2								30:19
13	ROMERO Felix	4/8	50			2/5	0/1		2/2	8	5							38:08
15	AYBAR Frankalbert											1	1	1	1			26:49
17	SEPULVEDA Angel																	
18	MATEO Dioris																	
	Bench/Team													1				
Totals		26/46	57	4/7	5/10	3/13	3/5	4/4	7/7	25	16	2	1	4	4			

Goalkeepers		Total Shots		6m Shots		Wing Shots		9m Shots		7m Shots		Fast Breaks		Breakthroughs	
No.	Name	S/S	%	S/S	%	S/S	%	S/S	%	S/S	%	S/S	%	S/S	%
1	TAPIA Juan	5/18	28	3/5	60	0/2	0	1/1	100	0/3	0	1/5	20	0/2	0
12	SANLATE Luis	8/24	33	2/7	29	3/8	38	2/5	40	1/2	50	0/1	0	0/1	0
Totals		13/42	31	5/12	42	3/10	30	3/6	50	1/5	20	1/6	17	0/3	0

Team Shots	Goals	Saves	Missed	Post	Blocked	Total	%
6m Shots	4	1	1	1		7	57
Wing Shots	5	3	2			10	50
9m Shots	3	3	1	2	4	13	23
7m Shots	3	2			n/a	5	60
Fast Breaks	4					4	100
Breakthroughs	7					7	100
Totals	26	9	4	3	4	46	57

Number of Attacks: 55, Scoring Efficiency: 47%

Match Team Statistics

Estadística del equipo por partido / Estatística da Equipe na partida

DOM 26 - 29 URU

(12 - 13) (14 - 16)

Referee: DE MELLO E. (BRA) / FAVRETO M. (BRA)

DOM - Dominican Republic

Shots Distribution

2 DE LEON K.			3 DE LEON CASTRO L.			4 SOSA A.			5 TAVERAS LORENZO L.			6 PUJOLS R.			8 BRITO J.			10 PAULINO W.		
1/1	3/3	0/1		1/1							1/1				2/2				2/2	1/1
1/1											1/1									1/1
2/4				1/2	1/1			0/1										1/2		
1-Missed			1-Missed			1-Missed			1-Missed			1-Post						1-Post	2-Blocked	
11 JACOBO P.			13 ROMERO F.			15 AYBAR F.			17 SEPULVEDA A.			18 MATEO D.								
	0/1				1/1															
1/1	1/1	1/1		2/3	1/1															
			1-Blocked			1-Post	1-Blocked													

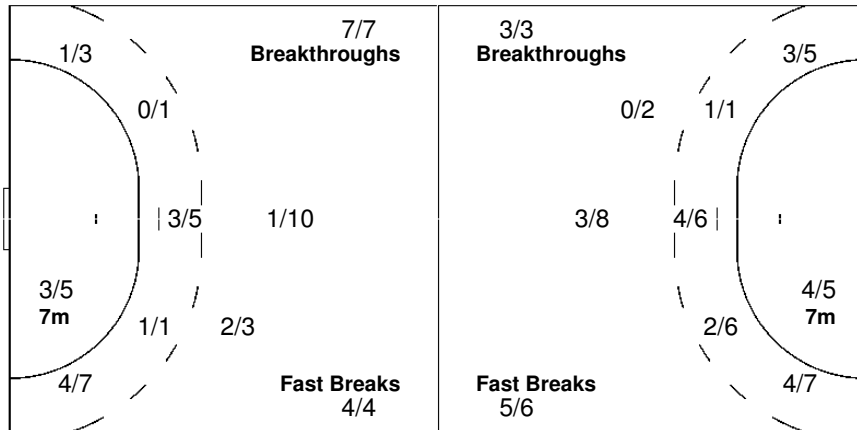
Team

Goals / Shots

3/3	6/6	2/3
1/1	0/1	3/3
4/7	4/6	3/4

4-Missed 3-Post 4-Blocked

Offence



Defence

Goalkeepers

Saves / Shots

	1/1	1/5
0/1	3/3	3/5
0/9	4/8	1/10

1 TAPIA J.

		1/2
	2/2	0/2
0/2	2/4	0/6

12 SANLATE L.

	1/1	0/3
0/1	1/1	3/3
0/7	2/4	1/4

Match Team Statistics

Estadística del equipo por partido / Estatística da Equipe na partida

DOM 26 - 29 URU

(12 - 13) (14 - 16)

Referee: DE MELLO E. (BRA) / FAVRETO M. (BRA)

URU - Uruguay

Players		Shots								Offence		Defence		Penalties			TP	
No.	Name	G/S	%	6m	Wing	9m	7m	FB	BT	AS	TF	ST	BS	YC	2Min	RC		EX
2	POGGIO GIUBBANI Pablo Ezequiel	3/4	75		2/2	1/2				1		1						15:04
3	CARO SPALLA Pablo	1/3	33		1/2	0/1				2								25:46
5	MALFATTI CUNHAR Maximiliano																	
8	MONTES GOITIA Pablo Andres	1/3	33	0/1		1/2						2						15:00
10	NOVERI HORTA Sebastian																	6:02
11	MARROCHI ONGAY Pablo Miguel	5/8	63		0/1	1/2	4/5			4	1			1				60:00
12	PINTOS QUINTANA Carlos Gabriel									2								60:00
13	GRATADOUX TANCREDI Maximiliano	2/2	100	2/2						4	2		3			1		60:00
14	GAMBA CONFORTE Gonzalo	3/3	100	2/2				1/1		4	3	1	1	1				41:10
15	BERNAL AGARE Rodrigo	2/5	40		1/3			1/2			2	2		1				44:56
16	SUBERBIELLE BARBIERI Luis Euardo																	
18	SPANGENBERG TORRE Gabriel	5/13	38	1/6		0/3		1/1	3/3	4	2					1		50:55
19	WENZEL SCASSO Hermann Gustavo	7/8	88	2/2	3/4			2/2		1		1						41:07
20	ORLANDO BUQUET Nicolas Rubek																	
Bench/Team																		
Totals		29/49	59	7/13	7/12	3/10	4/5	5/6	3/3	22	12	5	4	3	2			

Goalkeepers		Total Shots		6m Shots		Wing Shots		9m Shots		7m Shots		Fast Breaks		Breakthroughs	
No.	Name	S/S	%	S/S	%	S/S	%	S/S	%	S/S	%	S/S	%	S/S	%
12	PINTOS QUINTANA Carlos Gabriel	9/35	26	1/5	20	3/8	38	3/6	50	2/5	40	0/4	0	0/7	0
16	SUBERBIELLE BARBIERI Luis Euardo														
Totals		9/35	26	1/5	20	3/8	38	3/6	50	2/5	40	0/4	0	0/7	0

Team Shots	Goals	Saves	Missed	Post	Blocked	Total	%
6m Shots	7	5	1			13	54
Wing Shots	7	3	1	1		12	58
9m Shots	3	3	1	2	1	10	30
7m Shots	4	1			n/a	5	80
Fast Breaks	5	1				6	83
Breakthroughs	3					3	100
Totals	29	13	3	3	1	49	59

Number of Attacks: 55, Scoring Efficiency: 53%

Results

Resultados / Resultados

DOM 36 - 24 MEX

(20 - 15) (16 - 9)

Referee: DE SOUZA S. (BRA) / DAMACENO PAZ C. (BRA)

RUNNING SCORE

DOM - MEX

DOM - Dominican Republic

No.	Name	Shots								Penalties				
		G/S	%	6m	Wing	9m	7m	FB	BT	YC	2Min	RC	EX	
1	TAPIA Juan													
2	de LEON Kellvin	7/8	88	1/1	3/3	1/2		1/1	1/1	1	1			
3	de LEON CASTRO Leonis	3/4	75	1/2					2/2		1			
4	SOSA Antonio	4/5	80		3/4				1/1					
5	TAVERAS LORENZO Luis M.	2/2	100			1/1		1/1						
6	PUJOLS Rafael	1/2	50	1/1				0/1			2			
8	BRITO Junior	1/4	25	0/1	1/1			0/1	0/1					
9	ABREU Francisco													
10	PAULINO Willivaldo	8/9	89	1/1	0/1	3/3	1/1	3/3		1				
11	JACOBO Pablo	3/5	60		0/1	2/3			1/1					
12	SANLATE Luis													
13	ROMERO Felix	6/10	60	2/3		1/3	2/3		1/1		1			
15	AYBAR Frankalbert	0/1	0			0/1				1	2			
18	MATEO Dioris	1/1	100		1/1						1			
	Bench/Team									1				
	Totals	36/51	71	6/9	8/11	8/13	3/4	5/7	6/7	4	8			

No.	Name	Saves							
		S/S	%	6m	Wing	9m	7m	FB	BT
1	TAPIA Juan	5/20	25	2/5	0/1	2/5	0/1	0/5	1/3
12	SANLATE Luis	14/23	61	3/6	3/4	7/8	1/1	0/2	0/2
	Totals	19/43	44	5/11	3/5	9/13	1/2	0/7	1/5

MEX - Mexico

No.	Name	Shots								Penalties				
		G/S	%	6m	Wing	9m	7m	FB	BT	YC	2Min	RC	EX	
1	ROMERO SANCHEZ Adrian Bernabe													
2	SANTOS BARROS Jose Rafael										1			
4	GARCIA NAVARRO Jorge Eduardo	2/8	25	0/1	1/3	0/1		1/1	0/2					
5	GONZALEZ MUNOZ Jorge	0/2	0			0/2								
6	ACUNA MENDEZ Marcial	5/15	33			3/12	1/2	1/1			1			
7	ROJAS RODRIGUEZ Angel	3/5	60			0/2			3/3					
9	STOOPEN MENDOZA Emilio	2/7	29	1/2		1/5				1	1			
10	GARCIA NAVARRO Jose Juan	5/8	63	0/1	1/3			4/4						
11	RASCON MURRIETA Edson	1/3	33			0/1			1/2					
12	MENDOZA RODRIGUEZ Julio									1	1			
14	ROSAS AGUILERA Arturo	5/7	71	5/7							1			
16	LUNA VIVEROS Moises Galib													
17	HURTADO MOLINA Fernando	1/2	50					1/2		1				
23	MENDOZA RODRIGUEZ Daniel													
	Bench/Team													
	Totals	24/57	42	6/11	2/6	4/23	1/2	7/8	4/7	3	5			

No.	Name	Saves							
		S/S	%	6m	Wing	9m	7m	FB	BT
1	ROMERO SANCHEZ Adrian Bernabe	5/29	17	0/5	2/6	1/8	1/1	1/3	0/6
16	LUNA VIVEROS Moises Galib	6/18	33	3/4	1/5	1/2	0/3	1/4	
	Totals	11/47	23	3/9	3/11	2/10	1/4	2/7	0/6

1st Half	
PAULINO W.	1 (1) 0
ROMERO F.	2 (2) 0
DE LEON K.	3 (3) 0
TAVERAS LORENZO L.	4 (4) 0
	4 (4) 1
STOOPEN MENDOZA E.	
ROMERO F.	5 (7) 1
JACOBO P.	6 (8) 1
	6 (9) 2
ROSAS AGUILERA A.	
SOSA A.	7 (9) 2
	7 (10) 3
ROSAS AGUILERA A.	
DE LEON CASTRO L.	8 (10) 3
DE LEON K.	9 (11) 3
	9 (12) 4
ROJAS RODRIGUEZ A.	
	9 (13) 5
ROSAS AGUILERA A.	
SOSA A.	10 (13) 5
DE LEON K.	11 (15) 5
	11 (15) 6
ACUNA MENDEZ M.	
	11 (15) 7
GARCIA NAVARRO J.	
SOSA A.	12 (18) 7
PAULINO W.	13 (19) 7
	13 (20) 8
RASCON MURRIETA E.	
DE LEON K.	14 (20) 8
	14 (22) 9
HURTADO MOLINA F.	
	14 (23) 10
GARCIA NAVARRO J.	
JACOBO P.	15 (23) 10
	15 (23) 11
ACUNA MENDEZ M.	
SOSA A.	16 (25) 11
	16 (25) 12
GARCIA NAVARRO J.	
	16 (25) 13
GARCIA NAVARRO J.	
JACOBO P.	17 (26) 13
DE LEON CASTRO L.	18 (27) 13
PAULINO W.	19 (28) 13
	19 (29) 14
ACUNA MENDEZ M.	
	19 (29) 15
ACUNA MENDEZ M.	
DE LEON CASTRO L.	20 (30) 15
2nd Half	
	20 (1) 16
GARCIA NAVARRO J.	
	20 (3) 17
GARCIA NAVARRO J.	
TAVERAS LORENZO L.	21 (4) 17
	21 (4) 18
ACUNA MENDEZ M.	
DE LEON K.	22 (5) 18
	22 (5) 19
STOOPEN MENDOZA E.	
PAULINO W.	23 (6) 19
BRITO J.	24 (8) 19
DE LEON K.	25 (8) 19
PAULINO W.	26 (10) 19
	26 (11) 20
ROJAS RODRIGUEZ A.	
DE LEON K.	27 (11) 20
	27 (12) 21
ROJAS RODRIGUEZ A.	
PAULINO W.	28 (12) 21
ROMERO F.	29 (13) 21
ROMERO F.	30 (14) 21
PAULINO W.	31 (18) 21
PUJOLS R.	32 (20) 21
	32 (20) 22
ROSAS AGUILERA A.	
	32 (21) 23
ROSAS AGUILERA A.	
PAULINO W.	33 (23) 23
ROMERO F.	34 (25) 23
MATEO D.	35 (27) 23
ROMERO F.	36 (28) 23
	36 (30) 24
GARCIA NAVARRO J.	

LEGEND

G/S	Goals / Shots	6m	6-metre Shots	Wing	Wing Shots	EX	Exclusions	BT	Breakthroughs
S/S	Saves / Shots	7m	7-metre Shots	YC	Yellow Cards	2Min	2 Minute Suspensions	FB	Fast Breaks
%	Efficiency	9m	9-metre Shots	RC	Red Cards	+	2 Minute + 2 Minute Suspensions		

Match Team Statistics

Estadística del equipo por partido / Estatística da Equipe na partida

DOM 36 - 24 MEX

(20 - 15) (16 - 9)

Referee: DE SOUZA S. (BRA) / DAMACENO PAZ C. (BRA)

DOM - Dominican Republic

Players		Shots								Offence		Defence		Penalties			TP	
No.	Name	G/S	%	6m	Wing	9m	7m	FB	BT	AS	TF	ST	BS	YC	2Min	RC		EX
1	TAPIA Juan									2	1							30:00
2	de LEON Kellvin	7/8	88	1/1	3/3	1/2		1/1	1/1	4	4		1	1	1			60:00
3	de LEON CASTRO Leonis	3/4	75	1/2					2/2	4	1				1			29:14
4	SOSA Antonio	4/5	80		3/4				1/1		3	1	1					40:21
5	TAVERAS LORENZO Luis M.	2/2	100			1/1		1/1		2	1	2	1					46:53
6	PUJOLS Rafael	1/2	50	1/1				0/1			2				2			16:12
8	BRITO Junior	1/4	25	0/1	1/1			0/1	0/1	1	1							19:39
9	ABREU Francisco																	5:30
10	PAULINO Willivaldo	8/9	89	1/1	0/1	3/3	1/1	3/3		4	4	1	1	1				47:11
11	JACOBO Pablo	3/5	60		0/1	2/3			1/1	5	1							20:10
12	SANLATE Luis																	30:00
13	ROMERO Felix	6/10	60	2/3		1/3	2/3		1/1	4	6	1				1		30:50
15	AYBAR Frankalbert	0/1	0			0/1				1		2	1	1	2			22:51
18	MATEO Dioris	1/1	100		1/1						1	1				1		21:09
	Bench/Team													1				
	Totals	36/51	71	6/9	8/11	8/13	3/4	5/7	6/7	27	25	8	5	4	8			

Goalkeepers		Total Shots		6m Shots		Wing Shots		9m Shots		7m Shots		Fast Breaks		Breakthroughs	
No.	Name	S/S	%	S/S	%	S/S	%	S/S	%	S/S	%	S/S	%	S/S	%
1	TAPIA Juan	5/20	25	2/5	40	0/1	0	2/5	40	0/1	0	0/5	0	1/3	33
12	SANLATE Luis	14/23	61	3/6	50	3/4	75	7/8	88	1/1	100	0/2	0	0/2	0
	Totals	19/43	44	5/11	45	3/5	60	9/13	69	1/2	50	0/7	0	1/5	20

Team Shots	Goals	Saves	Missed	Post	Blocked	Total	%
6m Shots	6	3				9	67
Wing Shots	8	3				11	73
9m Shots	8	2	1	2		13	62
7m Shots	3	1			n/a	4	75
Fast Breaks	5	2				7	71
Breakthroughs	6		1			7	86
Totals	36	11	2	2		51	71

Number of Attacks: 71, Scoring Efficiency: 51%

Match Team Statistics

Estadística del equipo por partido / Estatística da Equipe na partida

DOM 36 - 24 MEX

(20 - 15) (16 - 9)

Referee: DE SOUZA S. (BRA) / DAMACENO PAZ C. (BRA)

DOM - Dominican Republic

Shots Distribution

Players

Goals / Shots

2 DE LEON K.			3 DE LEON CASTRO L.			4 SOSA A.			5 TAVERAS LORENZO L.			6 PUJOLS R.			8 BRITO J.			9 ABREU F.		
3/3		2/2	1/1				2/2		1/1		1/1	1/1			0/1					
		1/1				1/1								0/1			0/1			
1/1			1/1		1/2		1/1										1/1			

1-Post

1-Missed

10 PAULINO W.			11 JACOBO P.			13 ROMERO F.			15 AYBAR F.			18 MATEO D.		
4/5	2/2	1/1			2/2			2/2						
					0/1			1/3						
1/1				1/1	0/1	1/2		2/2				1/1		

1-Missed

1-Post

Team

Goals / Shots

10/12	4/4	8/8
1/1		2/7
5/6	2/2	4/6

2-Missed 2-Post

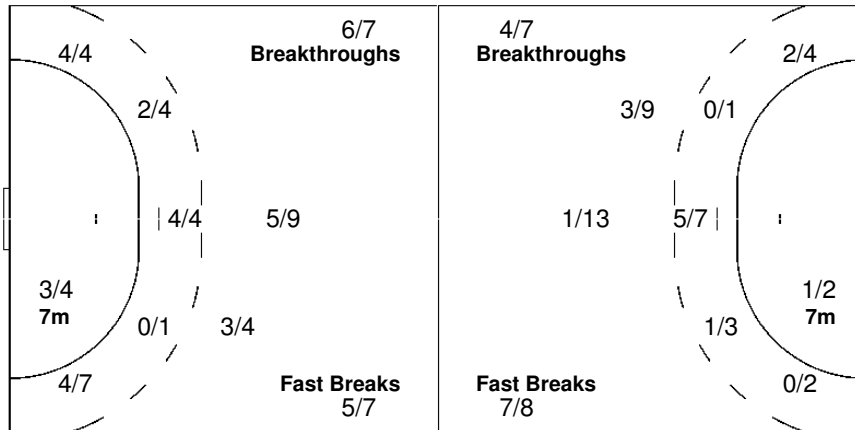
Offence

Defence

Goalkeepers

Saves / Shots

3/6	3/5	2/6
2/5	5/5	2/4
0/2	1/3	1/7



1 TAPIA J.		
0/2	1/2	0/1
0/2	3/3	0/2
0/1	1/2	0/5

12 SANLATE L.		
3/4	2/3	2/5
2/3	2/2	2/2
0/1	0/1	1/2

Match Team Statistics

Estadística del equipo por partido / Estatística da Equipe na partida

DOM 36 - 24 MEX

(20 - 15) (16 - 9)

Referee: DE SOUZA S. (BRA) / DAMACENO PAZ C. (BRA)

MEX - Mexico

Players		Shots								Offence		Defence		Penalties			TP	
No.	Name	G/S	%	6m	Wing	9m	7m	FB	BT	AS	TF	ST	BS	YC	2Min	RC		EX
1	ROMERO SANCHEZ Adrian Bernabe									1	1							38:52
2	SANTOS BARROS Jose Rafael									1	2				1			15:07
4	GARCIA NAVARRO Jorge Eduardo	2/8	25	0/1	1/3	0/1		1/1	0/2	1	3	1						52:30
5	GONZALEZ MUNOZ Jorge	0/2	0			0/2				1		1						22:12
6	ACUNA MENDEZ Marcial	5/15	33			3/12	1/2	1/1		5	7	2			1			59:32
7	ROJAS RODRIGUEZ Angel	3/5	60			0/2			3/3	4	2							22:18
9	STOOPEN MENDOZA Emilio	2/7	29	1/2		1/5				1	2	1		1	1			47:32
10	GARCIA NAVARRO Jose Juan	5/8	63	0/1	1/3			4/4		1								52:51
11	RASCON MURRIETA Edson	1/3	33			0/1			1/2	2	5							12:51
12	MENDOZA RODRIGUEZ Julio													1	1			7:27
14	ROSAS AGUILERA Arturo	5/7	71	5/7						2					1			51:21
16	LUNA VIVEROS Moises Galib																	21:08
17	HURTADO MOLINA Fernando	1/2	50					1/2		1		1		1				16:19
23	MENDOZA RODRIGUEZ Daniel																	
Bench/Team																		
Totals		24/57	42	6/11	2/6	4/23	1/2	7/8	4/7	20	22	6		3	5			

Goalkeepers		Total Shots		6m Shots		Wing Shots		9m Shots		7m Shots		Fast Breaks		Breakthroughs	
No.	Name	S/S	%	S/S	%	S/S	%	S/S	%	S/S	%	S/S	%	S/S	%
1	ROMERO SANCHEZ Adrian Bernabe	5/29	17	0/5	0	2/6	33	1/8	13	1/1	100	1/3	33	0/6	0
16	LUNA VIVEROS Moises Galib	6/18	33	3/4	75	1/5	20	1/2	50	0/3	0	1/4	25		
Totals		11/47	23	3/9	33	3/11	27	2/10	20	1/4	25	2/7	29	0/6	0

Team Shots	Goals	Saves	Missed	Post	Blocked	Total	%
6m Shots	6	5				11	55
Wing Shots	2	3	1			6	33
9m Shots	4	9	6		4	23	17
7m Shots	1	1			n/a	2	50
Fast Breaks	7			1		8	88
Breakthroughs	4	1	2			7	57
Totals	24	19	9	1	4	57	42

Number of Attacks: 70, Scoring Efficiency: 34%

Match Team Statistics

Estadística del equipo por partido / Estatística da Equipe na partida

DOM 36 - 24 MEX

(20 - 15) (16 - 9)

Referee: DE SOUZA S. (BRA) / DAMACENO PAZ C. (BRA)

MEX - Mexico

Shots Distribution

Players

Goals / Shots

2 SANTOS BARROS J.	4 GARCIA NAVARRO J.	5 GONZALEZ MUNOZ J.	6 ACUNA MENDEZ M.	7 ROJAS RODRIGUEZ A.	9 STOOPEN MENDOZA E.	10 GARCIA NAVARRO J.
	1/2		2/3			0/1
		0/1	1/2	2/2		0/1
	0/1		0/1	0/1	0/1	0/1
	0/1		1/1		1/1	1/2
				1/1		1/1
	3-Missed	1-Missed	3-Missed	2-Blocked	1-Missed	2-Blocked

11 RASCON MURRIETA E.	12 MENDOZA RODRIGUEZ J.	14 ROSAS AGUILERA A.	17 HURTADO MOLINA F.	23 MENDOZA RODRIGUEZ D.
		1/2		
		0/1		
		1/1	3/3	
			1/1	
1-Missed			1-Post	

Team

Offence

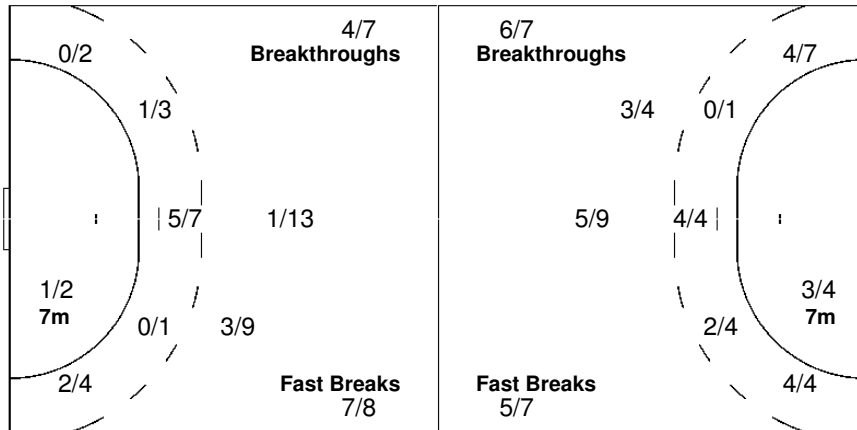
Defence

Goalkeepers

Goals / Shots

Saves / Shots

3/6	2/5	4/6
3/5	0/5	2/4
2/2	2/3	6/7
9-Missed	1-Post	4-Blocked



2/12	0/4	0/8
0/1		5/7
1/6	0/2	2/6

1 ROMERO SANCHEZ A.

0/8	0/1	0/4
		2/4
1/4	0/2	1/5

16 LUNA VIVEROS M.

2/4	0/3	0/4
0/1		3/3
0/2		1/1

LEGEND	
G/S Goals / Shots	% Efficiency
S/S Saves / Shots	Wing Wing Shots
AS Assists	TF Technical Faults
YC Yellow Cards	RC Red Cards
+ 2 Minute + 2 Minute Suspensions	
6m 6-metre Shots	7m 7-metre Shots
FB Fast Breaks	BT Breakthroughs
ST Steals	BS Blocked Shots
n/a not applicable	2Min 2 Minute Suspensions
	9m 9-metre Shots
	EX Exclusions
	TP Time Played

Results

Resultados / Resultados

BRA 31 - 12 CAN

(17 - 7) (14 - 5)

Referee: ADJEMIAN T. (ARG) / GOTZ M. (ARG)

RUNNING SCORE

BRA - CAN

BRA - Brazil

No.	Name	Shots								Penalties											
		G/S	%	6m	Wing	9m	7m	FB	BT	YC	2Min	RC	EX								
1	SANTOS Maik																				
3	PACHECO FILHO Fernando	4/6	67	1/1		3/5						1									
5	ERTEL Carlos	1/2	50	1/2																	
6	SILVA Danilo	1/2	50	1/2									1								
7	RUI Renato	3/3	100	1/1	1/1				1/1												
9	BORTOLINI Leonardo	5/6	83	1/1		0/1	4/4														
10	JUSTINO Helio	4/5	80		2/3		1/1	1/1													
11	KOJOROSKI Jagson	1/2	50			1/1			0/1												
12	VASCONCELOS Alexandre																				
13	LAUREANO Silvio	3/4	75		2/2			1/2													
17	RIBEIRO Felipe	5/6	83		2/3		2/2	1/1													
18	SANTANA Bruno	2/4	50	0/1				1/2	1/1												
19	PIZZINATTO Jardel											1									
28	OLIVEIRA Guilherme	2/3	67			2/3															
Bench/Team																					
Totals		31/43	72	5/8	7/9	6/10	7/7	5/8	1/1			2	1								

No.	Name	Saves							
		S/S	%	6m	Wing	9m	7m	FB	BT
1	SANTOS Maik	12/17	71	3/4	2/3	4/6	2/2	1/2	
12	VASCONCELOS Alexandre	6/13	46	2/2	1/1	3/7	0/1	0/1	0/1
Totals		18/30	60	5/6	3/4	7/13	2/3	1/3	0/1

CAN - Canada

No.	Name	Shots								Penalties											
		G/S	%	6m	Wing	9m	7m	FB	BT	YC	2Min	RC	EX								
1	LEDUC Jonathan																				
2	BESSETTE Geoffroy	1/3	33		0/1		0/1	1/1													
4	PELLETIER Marcelin	0/3	0		0/1	0/2						1									
5	DEVLIN Dan	0/3	0	0/2		0/1															
6	TODOSIC Andrej																				
7	PION Alexandre																				
8	PELLERIN Luc																				
9	BOULET Hugo	0/5	0		0/1	0/3		0/1				1									
10	FYFE Sebastien	2/5	40		1/2	0/1	1/2														
12	HOMSRY Ryan																				
13	GODIN Maxime	5/10	50			4/9			1/1												
14	TAYLOR Mike	2/4	50	1/3				1/1				1	1								
15	BERTRAND Alexis	2/11	18	0/1		2/9			0/1												
16	LEVESQUE Vincent																				
Bench/Team																					
Totals		12/44	27	1/6	1/5	6/25	1/3	2/3	1/2			3	2								

No.	Name	Saves							
		S/S	%	6m	Wing	9m	7m	FB	BT
1	LEDUC Jonathan	3/17	18	1/5	1/4	0/3	0/2	1/2	0/1
12	HOMSRY Ryan	4/20	20	1/2	0/4	1/4	0/4	2/6	
16	LEVESQUE Vincent	0/1	0				0/1		
Totals		7/38	18	2/7	1/8	1/7	0/7	3/8	0/1

1st Half	
BORTOLINI L.	1 (1) 0
BORTOLINI L.	2 (2) 0
	2 (4) 1
PACHECO FILHO F.	2 (6) 2
	3 (7) 2
	3 (8) 3
RIBEIRO F.	4 (9) 3
RUI R.	5 (10) 3
	5 (11) 4
	5 (11) 5
SANTANA B.	6 (12) 5
BORTOLINI L.	7 (13) 5
ERTEL C.	8 (15) 5
	8 (16) 6
RUI R.	9 (16) 6
PACHECO FILHO F.	10 (17) 6
BORTOLINI L.	11 (18) 6
RUI R.	12 (19) 6
	12 (20) 7
PACHECO FILHO F.	13 (21) 7
JUSTINO H.	14 (26) 7
OLIVEIRA G.	15 (28) 7
BORTOLINI L.	16 (29) 7
JUSTINO H.	17 (30) 7

2nd Half	
	17 (3) 8
LAUREANO S.	18 (3) 8
OLIVEIRA G.	19 (4) 8
JUSTINO H.	20 (5) 8
PACHECO FILHO F.	21 (8) 8
SANTANA B.	22 (9) 8
JUSTINO H.	23 (10) 8
LAUREANO S.	24 (14) 8
	24 (14) 9
RIBEIRO F.	25 (17) 9
RIBEIRO F.	26 (18) 9
RIBEIRO F.	27 (22) 9
	27 (23) 10
SILVA D.	28 (23) 10
	28 (24) 11
KOJOROSKI J.	29 (24) 11
LAUREANO S.	30 (25) 11
RIBEIRO F.	31 (25) 11
	31 (27) 12

LEGEND

G/S	Goals / Shots	6m	6-metre Shots	Wing	Wing Shots	EX	Exclusions	BT	Breakthroughs
S/S	Saves / Shots	7m	7-metre Shots	YC	Yellow Cards	2Min	2 Minute Suspensions	FB	Fast Breaks
%	Efficiency	9m	9-metre Shots	RC	Red Cards	+	2 Minute + 2 Minute Suspensions		

Match Team Statistics

Estadística del equipo por partido / Estatística da Equipe na partida

BRA 31 - 12 CAN

(17 - 7) (14 - 5)

Referee: ADJEMIAN T. (ARG) / GOTZ M. (ARG)

BRA - Brazil

Players		Shots								Offence		Defence		Penalties			TP	
No.	Name	G/S	%	6m	Wing	9m	7m	FB	BT	AS	TF	ST	BS	YC	2Min	RC		EX
1	SANTOS Maik									1	1							30:00
3	PACHECO FILHO Fernando	4/6	67	1/1		3/5				3	1	1	2	1				42:57
5	ERTEL Carlos	1/2	50	1/2						1	1							12:37
6	SILVA Danilo	1/2	50	1/2						2	3		2		1			21:29
7	RUI Renato	3/3	100	1/1	1/1			1/1		1		1	1					42:49
9	BORTOLINI Leonardo	5/6	83	1/1		0/1	4/4			7	1							31:16
10	JUSTINO Helio	4/5	80		2/3		1/1	1/1		1								23:14
11	KOJOROSKI Jaqson	1/2	50			1/1		0/1		2								28:04
12	VASCONCELOS Alexandre																	30:00
13	LAUREANO Silvio	3/4	75		2/2			1/2		1	2	1						32:50
17	RIBEIRO Felipe	5/6	83		2/3		2/2	1/1		2	2	1						38:38
18	SANTANA Bruno	2/4	50	0/1				1/2	1/1	7	4	3						37:17
19	PIZZINATTO Jardel									1		1	1	1				20:41
28	OLIVEIRA Guilherme	2/3	67			2/3				1		2	2					28:08
Bench/Team																		
Totals		31/43	72	5/8	7/9	6/10	7/7	5/8	1/1	30	15	10	8	2	1			

Goalkeepers		Total Shots		6m Shots		Wing Shots		9m Shots		7m Shots		Fast Breaks		Breakthroughs	
No.	Name	S/S	%	S/S	%	S/S	%	S/S	%	S/S	%	S/S	%	S/S	%
1	SANTOS Maik	12/17	71	3/4	75	2/3	67	4/6	67	2/2	100	1/2	50		
12	VASCONCELOS Alexandre	6/13	46	2/2	100	1/1	100	3/7	43	0/1	0	0/1	0	0/1	0
Totals		18/30	60	5/6	83	3/4	75	7/13	54	2/3	67	1/3	33	0/1	0

Team Shots	Goals	Saves	Missed	Post	Blocked	Total	%
6m Shots	5	2		1		8	63
Wing Shots	7	1		1		9	78
9m Shots	6	1	2	1		10	60
7m Shots	7				n/a	7	100
Fast Breaks	5	3				8	63
Breakthroughs	1					1	100
Totals	31	7	2	3		43	72

Number of Attacks: 58, Scoring Efficiency: 53%



Riocentro - Pavilion 3B
 Riocentro Pabellón 3B
 Riocentro Pavilhão 3B

16 JUL 2007
 16:00

Handball
 Balonmano / Handebol

Men
 Hombres / Senhores

Preliminaries - Group B
 Preliminares - Grupo B / Preliminares - Grupo B

Match No: 06

Match Team Statistics

Estadística del equipo por partido / Estatística da Equipe na partida

BRA 31 - 12 CAN

(17 - 7) (14 - 5)

Referee: ADJEMIAN T. (ARG) / GOTZ M. (ARG)

BRA - Brazil

Shots Distribution

Players

Goals / Shots

3 PACHECO FILHO F.	5 ERTEL C.	6 SILVA D.	7 RUI R.	9 BORTOLINI L.	10 JUSTINO H.	11 KOJOROSKI J.
2/3	0/1	1/1	1/1	3/3	1/1	0/1
2/2	1/1	0/1	1/1	2/2	3/3	1/1

1-Missed

1-Missed

1-Post

13 LAUREANO S.	17 RIBEIRO F.	18 SANTANA B.	19 PIZZINATTO J.	28 OLIVEIRA G.
1/1	2/3	1/1	1/1	1/1
0/1	2/2	0/1		1/1
1/1	1/1			

1-Post

1-Post

Team

Goals / Shots

3/4	6/8	3/3
5/6	0/1	0/1
5/5		9/10

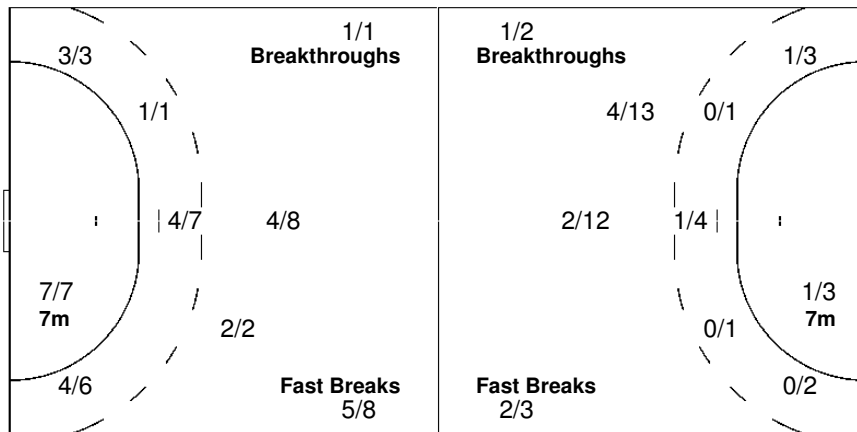
2-Missed 3-Post

Offence

Defence

Goalkeepers

Saves / Shots



	5/6	0/3
5/6	1/1	2/4
2/5	0/1	3/4

1 SANTOS M.

	3/3	0/2
3/3	1/1	2/3
2/3		1/2

12 VASCONCELOS A.

	2/3	0/1
2/3		0/1
0/2	0/1	2/2

Match Team Statistics

Estadística del equipo por partido / Estatística da Equipe na partida

BRA 31 - 12 CAN

(17 - 7) (14 - 5)

Referee: ADJEMIAN T. (ARG) / GOTZ M. (ARG)

CAN - Canada

Players		Shots								Offence		Defence		Penalties			TP	
No.	Name	G/S	%	6m	Wing	9m	7m	FB	BT	AS	TF	ST	BS	YC	2Min	RC		EX
1	LEDUC Jonathan																	27:35
2	BESSETTE Geoffroy	1/3	33		0/1		0/1	1/1			2							32:52
4	PELLETIER Marcelin	0/3	0		0/1	0/2					1			1				16:13
5	DEVLIN Dan	0/3	0	0/2		0/1				1	1							25:49
6	TODOSIC Andrej										1							22:11
7	PION Alexandre																	19:54
8	PELLERIN Luc									1								20:32
9	BOULET Hugo	0/5	0		0/1	0/3		0/1			6			1				35:17
10	FYFE Sebastien	2/5	40		1/2	0/1	1/2			2	1							51:57
12	HOMSY Ryan										1							32:07
13	GODIN Maxime	5/10	50			4/9			1/1		3							41:25
14	TAYLOR Mike	2/4	50	1/3				1/1			3			1	1			44:25
15	BERTRAND Alexis	2/11	18	0/1		2/9			0/1	4	4	1			1			49:25
16	LEVESQUE Vincent																	0:18
	Bench/Team																	
	Totals	12/44	27	1/6	1/5	6/25	1/3	2/3	1/2	8	23	1		3	2			

Goalkeepers		Total Shots		6m Shots		Wing Shots		9m Shots		7m Shots		Fast Breaks		Breakthroughs	
No.	Name	S/S	%	S/S	%	S/S	%	S/S	%	S/S	%	S/S	%	S/S	%
1	LEDUC Jonathan	3/17	18	1/5	20	1/4	25	0/3	0	0/2	0	1/2	50	0/1	0
12	HOMSY Ryan	4/20	20	1/2	50	0/4	0	1/4	25	0/4	0	2/6	33		
16	LEVESQUE Vincent	0/1	0							0/1	0				
	Totals	7/38	18	2/7	29	1/8	13	1/7	14	0/7	0	3/8	38	0/1	0

Team Shots	Goals	Saves	Missed	Post	Blocked	Total	%
6m Shots	1	5				6	17
Wing Shots	1	3	1			5	20
9m Shots	6	7	5		7	25	24
7m Shots	1	2			n/a	3	33
Fast Breaks	2	1				3	67
Breakthroughs	1			1		2	50
Totals	12	18	6	1	7	44	27

Number of Attacks: 57, Scoring Efficiency: 21%

Match Team Statistics

Estadística del equipo por partido / Estatística da Equipe na partida

BRA 31 - 12 CAN

(17 - 7) (14 - 5)

Referee: ADJEMIAN T. (ARG) / GOTZ M. (ARG)

CAN - Canada

Shots Distribution

Players
Goals / Shots

2 BESSETTE G.			4 PELLETIER M.			5 DEVLIN D.			6 TODOSIC A.			7 PION A.			8 PELLERIN L.			9 BOULET H.		
	0/1	1/1					0/1											0/1		0/1
	0/1							0/1												0/1
			1-Missed	1-Blocked	1-Missed													1-Missed	1-Blocked	
10 FYFE S.			13 GODIN M.			14 TAYLOR M.			15 BERTRAND A.											
	1/2	1/1			1/1					0/2										
0/1					2/2	0/2			1/2		0/1									
			2/2		0/1		1/1	1/1	1/2											
			1-Blocked	2-Missed		2-Blocked			1-Missed	1-Post	2-Blocked									

Team

Offence

Defence

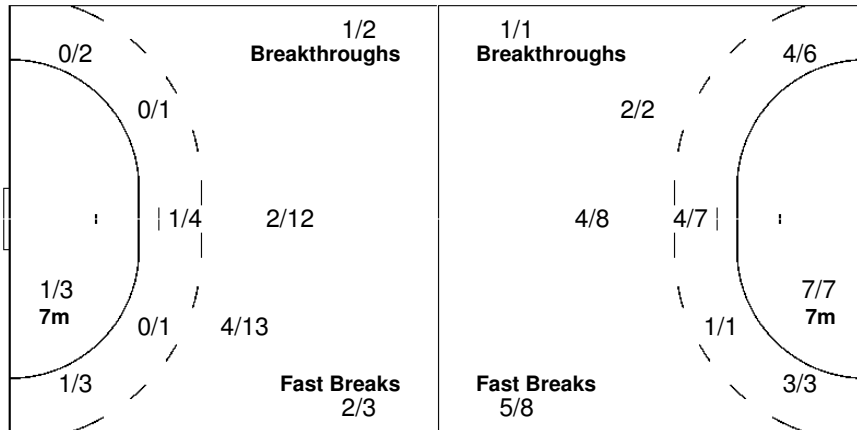
Goalkeepers

Goals / Shots

Saves / Shots

	1/6	3/3
1/6	0/1	2/4
3/5	1/1	1/4

6-Missed 1-Post 7-Blocked



1/4	2/8	0/3
1/6	1/1	1/1
0/5		1/10

1 LEDUC J.

	2/4	0/1
0/4		
0/3		1/5

12 HOMSY R.

1/4	0/3	0/2
1/2	1/1	1/1
0/2		0/5

16 LEVESQUE V.

	0/1	



Riocentro - Pavilion 3B
Riocentro Pabellón 3B
Riocentro Pavilhão 3B

16 JUL 2007
16:00

Handball
Balonmano / Handebol

Men
Hombres / Senhores

Preliminaries - Group B
Preliminares - Grupo B / Preliminares - Grupo B

Match No: 06

Match Team Statistics

Estadística del equipo por partido / Estatística da Equipe na partida

LEGEND

G/S	Goals / Shots	%	Efficiency	6m	6-metre Shots	7m	7-metre Shots	9m	9-metre Shots
S/S	Saves / Shots	Wing	Wing Shots	FB	Fast Breaks	BT	Breakthroughs	EX	Exclusions
AS	Assists	TF	Technical Faults	ST	Steals	BS	Blocked Shots	TP	Time Played
YC	Yellow Cards	RC	Red Cards	n/a	not applicable	2Min	2 Minute Suspensions		
+	2 Minute + 2 Minute Suspensions								

Results

Resultados / Resultados

URU 31 - 21 MEX

(14 - 11) (17 - 10)

Referee: ADJEMIAN T. (ARG) / GOTZ M. (ARG)

RUNNING SCORE

URU - MEX

URU - Uruguay

No.	Name	Shots								Penalties			
		G/S	%	6m	Wing	9m	7m	FB	BT	YC	2Min	RC	EX
2	POGGIO GIUBBANI Pablo Ezequiel	1/2	50			0/1			1/1				
3	CARO SPALLA Pablo	4/6	67	1/1	1/1	2/4					2		
5	MALFATTI CUNHAR Maximiliano	0/1	0	0/1							1		
9	FABRA GENTILE Nicolas Gonzalo	3/3	100	1/1				1/1	1/1				
10	NOVERI HORTA Sebastian	3/4	75	0/1		1/1		1/1	1/1	1			
11	MARROCHI ONGAY Pablo Miguel	9/12	75	0/2		2/3	3/3	1/1	3/3				
12	PINTOS QUINTANA Carlos Gabriel												
13	GRATADOUX TANCREDI Maximiliano									1			
14	GAMBA CONFORTE Gonzalo	4/5	80	1/2		2/2			1/1	1	1		
15	BERNAL AGARE Rodrigo	1/1	100						1/1				
16	SUBERBIELLE BARBIERI Luis Eduardo												
18	SPANGENBERG TORRE Gabriel	4/8	50	1/2	0/2				1/1	2/3			
19	WENZEL SCASSO Hermann Gustavo	2/4	50		2/4								
20	ORLANDO BUQUET Nicolas Rubek												
Bench/Team													
Totals		31/46	67	4/10	3/7	7/11	3/3	5/5	9/10	3	4		

No.	Name	Saves							
		S/S	%	6m	Wing	9m	7m	FB	BT
12	PINTOS QUINTANA Carlos Gabriel	11/29	38	4/10	3/5	4/8	0/1	0/2	0/3
16	SUBERBIELLE BARBIERI Luis Eduardo	4/7	57	3/3		0/1		1/3	
Totals		15/36	42	7/13	3/5	4/9	0/1	1/5	0/3

MEX - Mexico

No.	Name	Shots								Penalties			
		G/S	%	6m	Wing	9m	7m	FB	BT	YC	2Min	RC	EX
1	ROMERO SANCHEZ Adrian Bernabe												
4	GARCIA NAVARRO Jorge Eduardo	3/5	60		1/2	0/1		2/2					
5	GONZALEZ MUNOZ Jorge												
6	ACUNA MENDEZ Marcial	7/13	54	1/4	0/1	3/5		1/1	2/2	1			
7	ROJAS RODRIGUEZ Angel												
9	STOOPEN MENDOZA Emilio	3/8	38	1/5		1/2		1/1		1	1		
10	GARCIA NAVARRO Jose Juan	0/2	0		0/2								
11	RASCON MURRIETA Edson	5/7	71	2/3		1/2	1/1		1/1				
12	MENDOZA RODRIGUEZ Julio									1			
13	FLORES FLORES Erik Israel	1/1	100		1/1								
14	ROSAS AGUILERA Arturo	2/4	50	2/4									
16	LUNA VIVEROS Moises Galib												
17	HURTADO MOLINA Fernando	0/2	0	0/1					0/1				
23	MENDOZA RODRIGUEZ Daniel	0/1	0	0/1									
Bench/Team													
Totals		21/43	49	6/18	2/6	5/10	1/1	4/5	3/3	3	1		

No.	Name	Saves							
		S/S	%	6m	Wing	9m	7m	FB	BT
1	ROMERO SANCHEZ Adrian Bernabe	6/26	23	3/7	2/3	1/5	0/1	0/3	0/7
16	LUNA VIVEROS Moises Galib	3/14	21	1/1	1/3	1/4	0/2	0/2	0/2
Totals		9/40	23	4/8	3/6	2/9	0/3	0/5	0/9

1st Half	
BERNAL AGARE R.	1 (2) 0
MARROCHI ONGAY P.	1 (3) 1
WENZEL SCASSO H.	2 (7) 2
MARROCHI ONGAY P.	3 (8) 3
MARROCHI ONGAY P.	3 (9) 4
MARROCHI ONGAY P.	4 (10) 4
MARROCHI ONGAY P.	4 (11) 5
MARROCHI ONGAY P.	5 (13) 5
GAMBA CONFORTE G.	5 (14) 5
MARROCHI ONGAY P.	6 (18) 6
MARROCHI ONGAY P.	7 (19) 6
WENZEL SCASSO H.	7 (19) 7
SPANGENBERG TORRE G.	8 (20) 7
MARROCHI ONGAY P.	9 (21) 7
MARROCHI ONGAY P.	9 (22) 8
MARROCHI ONGAY P.	9 (22) 9
MARROCHI ONGAY P.	10 (23) 9
MARROCHI ONGAY P.	10 (24) 10
MARROCHI ONGAY P.	11 (24) 10
MARROCHI ONGAY P.	11 (25) 11
CARO SPALLA P.	12 (27) 11
MARROCHI ONGAY P.	13 (28) 11
NOVERI HORTA S.	14 (28) 11

2nd Half	
POGGIO GIUBBANI P.	14 (1) 12
SPANGENBERG TORRE G.	15 (2) 12
SPANGENBERG TORRE G.	16 (3) 12
SPANGENBERG TORRE G.	16 (4) 13
GAMBA CONFORTE G.	17 (6) 13
GAMBA CONFORTE G.	18 (7) 13
GAMBA CONFORTE G.	18 (8) 14
MARROCHI ONGAY P.	19 (9) 14
FABRA GENTILE N.	20 (10) 14
SPANGENBERG TORRE G.	21 (12) 14
FABRA GENTILE N.	22 (13) 14
CARO SPALLA P.	23 (14) 14
GAMBA CONFORTE G.	24 (15) 14
MARROCHI ONGAY P.	24 (17) 15
MARROCHI ONGAY P.	25 (18) 15
GAMBA CONFORTE G.	25 (19) 16
GAMBA CONFORTE G.	26 (20) 16
GAMBA CONFORTE G.	26 (21) 17
GAMBA CONFORTE G.	26 (23) 18
FABRA GENTILE N.	27 (24) 18
NOVERI HORTA S.	28 (27) 18
NOVERI HORTA S.	28 (27) 19
CARO SPALLA P.	28 (28) 20
CARO SPALLA P.	29 (29) 20
CARO SPALLA P.	29 (29) 21
CARO SPALLA P.	30 (30) 21
NOVERI HORTA S.	31 (30) 21

LEGEND

G/S	Goals / Shots	6m	6-metre Shots	Wing	Wing Shots	EX	Exclusions	BT	Breakthroughs
S/S	Saves / Shots	7m	7-metre Shots	YC	Yellow Cards	2Min	2 Minute Suspensions	FB	Fast Breaks
%	Efficiency	9m	9-metre Shots	RC	Red Cards	+	2 Minute + 2 Minute Suspensions		

Match Team Statistics

Estadística del equipo por partido / Estatística da Equipe na partida

URU 31 - 21 MEX

(14 - 11) (17 - 10)

Referee: ADJEMIAN T. (ARG) / GOTZ M. (ARG)

URU - Uruguay

No.	Name	Shots								Offence		Defence		Penalties			TP	
		G/S	%	6m	Wing	9m	7m	FB	BT	AS	TF	ST	BS	YC	2Min	RC		EX
2	POGGIO GIUBBANI Pablo Ezequiel	1/2	50			0/1			1/1	1	1		1					29:10
3	CARO SPALLA Pablo	4/6	67	1/1	1/1	2/4								2				31:27
5	MALFATTI CUNHAR Maximiliano	0/1	0	0/1							1		1		1			24:02
9	FABRA GENTILE Nicolas Gonzalo	3/3	100	1/1				1/1	1/1									21:58
10	NOVERI HORTA Sebastian	3/4	75	0/1		1/1		1/1	1/1		1	3		1				32:18
11	MARROCHI ONGAY Pablo Miguel	9/12	75	0/2		2/3	3/3	1/1	3/3	2	3	1						36:17
12	PINTOS QUINTANA Carlos Gabriel										1							52:22
13	GRATADOUX TANCREDI Maximiliano										1			1				29:15
14	GAMBA CONFORTE Gonzalo	4/5	80	1/2		2/2			1/1	1				1	1			41:51
15	BERNAL AGARE Rodrigo	1/1	100					1/1			3							21:41
16	SUBERBIELLE BARBIERI Luis Euardo																	7:38
18	SPANGENBERG TORRE Gabriel	4/8	50	1/2	0/2			1/1	2/3	3		1						43:02
19	WENZEL SCASSO Hermann Gustavo	2/4	50		2/4						1							41:14
20	ORLANDO BUQUET Nicolas Rubek										1							7:45
Bench/Team																		
Totals		31/46	67	4/10	3/7	7/11	3/3	5/5	9/10	7	13	5	2	3	4			

No.	Name	Total Shots		6m Shots		Wing Shots		9m Shots		7m Shots		Fast Breaks		Breakthroughs	
		S/S	%	S/S	%	S/S	%	S/S	%	S/S	%	S/S	%	S/S	%
12	PINTOS QUINTANA Carlos Gabriel	11/29	38	4/10	40	3/5	60	4/8	50	0/1	0	0/2	0	0/3	0
16	SUBERBIELLE BARBIERI Luis Euardo	4/7	57	3/3	100			0/1	0			1/3	33		
Totals		15/36	42	7/13	54	3/5	60	4/9	44	0/1	0	1/5	20	0/3	0

Team Shots	Goals	Saves	Missed	Post	Blocked	Total	%
6m Shots	4	4	2			10	40
Wing Shots	3	3	1			7	43
9m Shots	7	2	1	1		11	64
7m Shots	3				n/a	3	100
Fast Breaks	5					5	100
Breakthroughs	9			1		10	90
Totals	31	9	4	2		46	67

Number of Attacks: 58, Scoring Efficiency: 53%

Match Team Statistics

Estadística del equipo por partido / Estatística da Equipe na partida

URU 31 - 21 MEX

(14 - 11) (17 - 10)

Referee: ADJEMIAN T. (ARG) / GOTZ M. (ARG)

URU - Uruguay

Shots Distribution

Players

Goals / Shots

2 POGGIO GIUBBANI P.	3 CARO SPALLA P.	5 Malfatti Cunhar M.	9 FABRA GENTILE N.	10 NOVERI HORTA S.	11 MARROCHI ONGAY P.	13 GRATADOUX TANCREDI M.
1/1	0/1 2/2	0/1	1/1 1/1	2/2 0/1	4/4 2/2	
1-Post					2-Missed	

14 GAMBA CONFORTE G.	15 BERNAL AGARE R.	18 SPANGENBERG TORRE G.	19 WENZEL SCASSO H.	20 ORLANDO BUQUET N.
1/1		2/2 0/1 1/1	1/1 0/1	
1/2 2/2	1/1	1-Missed 1-Post	1-Missed	

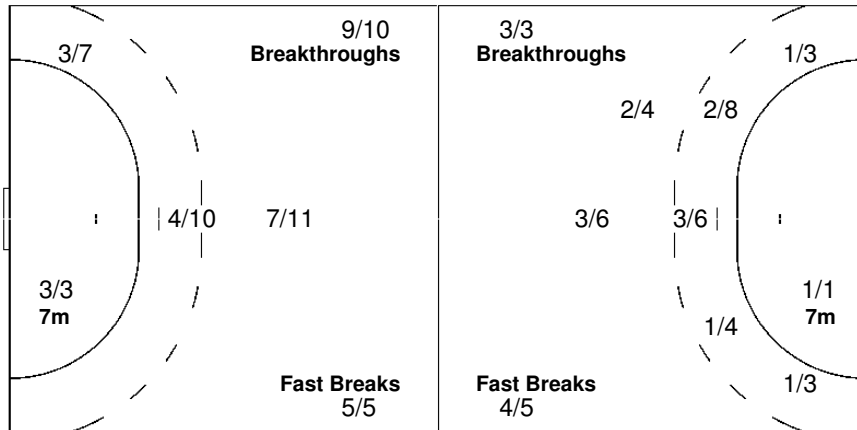
Team

Goals / Shots

3/3	7/8	3/4
0/1	0/1	3/5
5/7	7/8	3/3

4-Missed 2-Post

Offence



Defence

Goalkeepers

Saves / Shots

2/5	1/2	1/8
1/1	3/3	5/5
0/4	1/2	1/6

12 PINTOS QUINTANA C.

2/4	1/2	1/8
1/1	2/2	3/3
0/2	0/1	1/6

16 SUBERBIELLE BARBIERI L.

0/1		
	1/1	2/2
0/2	1/1	

Match Team Statistics

Estadística del equipo por partido / Estatística da Equipe na partida

URU 31 - 21 MEX

(14 - 11) (17 - 10)

Referee: ADJEMIAN T. (ARG) / GOTZ M. (ARG)

MEX - Mexico

Players		Shots								Offence		Defence		Penalties			TP	
No.	Name	G/S	%	6m	Wing	9m	7m	FB	BT	AS	TF	ST	BS	YC	2Min	RC		EX
1	ROMERO SANCHEZ Adrian Bernabe									1								34:50
4	GARCIA NAVARRO Jorge Eduardo	3/5	60		1/2	0/1		2/2			1							52:02
5	GONZALEZ MUNOZ Jorge																	
6	ACUNA MENDEZ Marcial	7/13	54	1/4	0/1	3/5		1/1	2/2	3	2	3		1				53:59
7	ROJAS RODRIGUEZ Angel																	
9	STOOPEN MENDOZA Emilio	3/8	38	1/5		1/2		1/1		1	5	1		1	1			47:05
10	GARCIA NAVARRO Jose Juan	0/2	0		0/2						1	1						51:48
11	RASCON MURRIETA Edson	5/7	71	2/3		1/2	1/1		1/1	2	3							32:16
12	MENDOZA RODRIGUEZ Julio										1	1		1				30:51
13	FLORES FLORES Erik Israel	1/1	100		1/1													26:00
14	ROSAS AGUILERA Arturo	2/4	50	2/4							5							54:33
16	LUNA VIVEROS Moises Galib																	25:10
17	HURTADO MOLINA Fernando	0/2	0	0/1				0/1			1							9:54
23	MENDOZA RODRIGUEZ Daniel	0/1	0	0/1														1:32
Bench/Team																		
Totals		21/43	49	6/18	2/6	5/10	1/1	4/5	3/3	7	19	6		3	1			

Goalkeepers		Total Shots		6m Shots		Wing Shots		9m Shots		7m Shots		Fast Breaks		Breakthroughs	
No.	Name	S/S	%	S/S	%	S/S	%	S/S	%	S/S	%	S/S	%	S/S	%
1	ROMERO SANCHEZ Adrian Bernabe	6/26	23	3/7	43	2/3	67	1/5	20	0/1	0	0/3	0	0/7	0
16	LUNA VIVEROS Moises Galib	3/14	21	1/1	100	1/3	33	1/4	25	0/2	0	0/2	0	0/2	0
Totals		9/40	23	4/8	50	3/6	50	2/9	22	0/3	0	0/5	0	0/9	0

Team Shots	Goals	Saves	Missed	Post	Blocked	Total	%
6m Shots	6	7	2	1	2	18	33
Wing Shots	2	3		1		6	33
9m Shots	5	4	1			10	50
7m Shots	1				n/a	1	100
Fast Breaks	4	1				5	80
Breakthroughs	3					3	100
Totals	21	15	3	2	2	43	49

Number of Attacks: 58, Scoring Efficiency: 36%

Match Team Statistics

Estadística del equipo por partido / Estatística da Equipe na partida

URU 31 - 21 MEX

(14 - 11) (17 - 10)

Referee: ADJEMIAN T. (ARG) / GOTZ M. (ARG)

MEX - Mexico

Shots Distribution

4 GARCIA NAVARRO J.			5 GONZALEZ MUNOZ J.			6 ACUNA MENDEZ M.			7 ROJAS RODRIGUEZ A.			9 STOOPEN MENDOZA E.			10 GARCIA NAVARRO J.			11 RASCON MURRIETA E.		
1/1						2/3	0/1	3/3				0/1		2/3						
	0/1							0/1					0/1	0/1	0/1					0/1
2/2						1/1		1/1				1/1					0/1		1/1	4/4
1-Post			2-Missed			1-Blocked			1-Post			1-Blocked								

12 MENDOZA RODRIGUEZ J.			13 FLORES FLORES E.			14 ROSAS AGUILERA A.			17 HURTADO MOLINA F.			23 MENDOZA RODRIGUEZ D.		
				1/1				2/2						
								0/1			0/1		0/1	
							0/1							
						1-Missed								

Team	Offence	Defence	Goalkeepers																																			
Goals / Shots			Saves / Shots																																			
<table border="1"> <tr><td>3/5</td><td>1/2</td><td>7/8</td></tr> <tr><td>0/1</td><td>0/3</td><td>0/5</td></tr> <tr><td>4/4</td><td>1/2</td><td>5/6</td></tr> </table> <p>3-Missed 2-Post 2-Blocked</p>	3/5	1/2	7/8	0/1	0/3	0/5	4/4	1/2	5/6	<p>3/3 Breakthroughs 9/10 Breakthroughs 7/11 4/10 3/3 7m 3/7 3/6 3/6 1/1 7m 2/8 2/4 1/3 1/4 1/3</p> <p>Fast Breaks 4/5 Fast Breaks 5/5</p>	<table border="1"> <tr><td>0/3</td><td>1/8</td><td>1/4</td></tr> <tr><td>1/1</td><td>1/1</td><td>2/5</td></tr> <tr><td>2/7</td><td>1/8</td><td>0/3</td></tr> </table> <p>1 ROMERO SANCHEZ A.</p> <table border="1"> <tr><td>0/2</td><td>1/6</td><td>1/2</td></tr> <tr><td></td><td>1/1</td><td>2/5</td></tr> <tr><td>1/3</td><td>0/5</td><td>0/2</td></tr> </table> <p>16 LUNA VIVEROS M.</p> <table border="1"> <tr><td>0/1</td><td>0/2</td><td>0/2</td></tr> <tr><td>1/1</td><td></td><td></td></tr> <tr><td>1/4</td><td>1/3</td><td>0/1</td></tr> </table>	0/3	1/8	1/4	1/1	1/1	2/5	2/7	1/8	0/3	0/2	1/6	1/2		1/1	2/5	1/3	0/5	0/2	0/1	0/2	0/2	1/1			1/4	1/3	0/1
3/5	1/2	7/8																																				
0/1	0/3	0/5																																				
4/4	1/2	5/6																																				
0/3	1/8	1/4																																				
1/1	1/1	2/5																																				
2/7	1/8	0/3																																				
0/2	1/6	1/2																																				
	1/1	2/5																																				
1/3	0/5	0/2																																				
0/1	0/2	0/2																																				
1/1																																						
1/4	1/3	0/1																																				

LEGEND			
G/S	Goals / Shots	%	Efficiency
S/S	Saves / Shots	Wing	Wing Shots
AS	Assists	TF	Technical Faults
YC	Yellow Cards	RC	Red Cards
+	2 Minute + 2 Minute Suspensions		
6m	6-metre Shots	7m	7-metre Shots
9m	9-metre Shots	BT	Breakthroughs
FB	Fast Breaks	EX	Exclusions
ST	Steals	BS	Blocked Shots
n/a	not applicable	2Min	2 Minute Suspensions
TP	Time Played		

Results

Resultados / Resultados

ARG 33 - 25 DOM

(14 - 14) (19 - 11)

Referee: AIRES MENEZES N. (BRA) / PINTO R. (BRA)

RUNNING SCORE

ARG - DOM

ARG - Argentina

No.	Name	Shots								Penalties			
		G/S	%	6m	Wing	9m	7m	FB	BT	YC	2Min	RC	EX
1	SCHULZ Matias Carlos												
2	CREVATIN Sergio Pablo												
3	PIZARRO Federico	1/2	50				1/2						
5	LIMA Matias Martin	6/8	75	0/2			1/1	3/3	2/2		1		
6	CASTRO Mariano Agustín	4/5	80	1/2	1/1			1/1	1/1				
7	FERRO Maximiliano	0/3	0	0/1	0/2								
8	CARRARA Alejo Juan	3/5	60	0/1		1/2	1/1		1/1		1		
9	QUERIN Leonardo Facundo	5/8	63			4/7		1/1					
10	CIVELLI Bruno	2/3	67		1/1	1/2							
11	TORRES Facundo	4/6	67	1/1	2/3		1/1	0/1		1			
12	GARCIA Fernando												
13	la ROSA Emiliano	0/2	0		0/1	0/1							
15	CAROU Gonzalo Matias	5/5	100	4/4	1/1					1	1		
17	MIGUELES Damian Emmanuel	3/6	50		1/1	1/3		1/2		1			
	Bench/Team												
	Totals	33/53	62	6/11	6/10	7/15	4/5	6/8	4/4	3	3		

No.	Name	Saves							
		S/S	%	6m	Wing	9m	7m	FB	BT
1	SCHULZ Matias Carlos	6/17	35	4/6	1/5		1/2	0/2	0/2
12	GARCIA Fernando	5/19	26	1/5	1/2		1/3	0/2	2/7
	Totals	11/36	31	5/11	2/7		2/5	0/4	2/9

DOM - Dominican Republic

No.	Name	Shots								Penalties			
		G/S	%	6m	Wing	9m	7m	FB	BT	YC	2Min	RC	EX
2	de LEON Kellvin	4/6	67	0/1	2/3		1/1		1/1				
3	de LEON CASTRO Leonis	2/4	50	0/1					2/3				
4	SOSA Antonio	1/3	33		1/3					1			
5	TAVERAS LORENZO Luis M.												
6	PUJOLS Rafael												
8	BRITO Junior	4/5	80	1/1	1/2			1/1	1/1				
9	ABREU Francisco										1		
10	PAULINO Willivaldo	3/7	43	0/3				3/4		1			
11	JACOBO Pablo	3/5	60	1/3	1/1				1/1		2		
13	ROMERO Felix	7/10	70	3/4			2/4		2/2				
15	AYBAR Frankalbert	1/2	50	1/1					0/1	1	1	1	
17	SEPULVEDA Angel												
18	MATEO Dioris												
	Bench/Team									1			
	Totals	25/42	60	6/14	5/9		3/5	4/5	7/9	4	4	1	

No.	Name	Saves							
		S/S	%	6m	Wing	9m	7m	FB	BT
5	TAVERAS LORENZO Luis M.	11/44	25	2/8	3/9	4/11	1/5	1/7	0/4
	Totals	11/44	25	2/8	3/9	4/11	1/5	1/7	0/4

1st Half

LIMA M.	1 (2)	0
CAROU G.	2 (4)	0
LIMA M.	3 (4)	0
PIZARRO F.	4 (5)	0
LIMA M.	5 (8)	0
	5 (9)	1 ROMERO F.
CAROU G.	6 (9)	1
	6 (9)	2 ROMERO F.
	6 (11)	3 AYBAR F.
CIVELLI B.	7 (13)	3
	7 (13)	4 SOSA A.
	7 (14)	5 ROMERO F.
	7 (15)	6 DE LEON K.
CIVELLI B.	8 (16)	6
	8 (17)	7 DE LEON CASTROL.
TORRES F.	9 (18)	7
	9 (18)	8 ROMERO F.
TORRES F.	10 (19)	8
	10 (19)	9 ROMERO F.
	10 (20)	10 PAULINO W.
	10 (21)	11 DE LEON CASTROL.
TORRES F.	11 (23)	11
	11 (24)	12 ROMERO F.
CARRARA A.	12 (24)	12
QUERIN L.	13 (25)	12
	13 (28)	13 PAULINO W.
CASTRO M.	14 (28)	13
	14 (29)	14 ROMERO F.

2nd Half

CASTRO M.	15 (1)	14
CARRARA A.	16 (2)	14
CASTRO M.	17 (3)	14
	17 (4)	15 JACOBO P.
QUERIN L.	18 (6)	15
	18 (7)	16 DE LEON K.
QUERIN L.	19 (7)	16
QUERIN L.	20 (9)	16
CAROU G.	21 (11)	16
	21 (11)	17 JACOBO P.
MIGUELES D.	22 (12)	17
	22 (14)	18 BRITO J.
CASTRO M.	23 (14)	18
	23 (15)	19 JACOBO P.
	23 (15)	20 DE LEON K.
CARRARA A.	24 (16)	20
	24 (18)	21 PAULINO W.
	24 (19)	22 DE LEON K.
LIMA M.	25 (21)	22
	25 (21)	23 BRITO J.
MIGUELES D.	26 (22)	23
CAROU G.	27 (23)	23
	27 (25)	24 BRITO J.
LIMA M.	28 (26)	24
LIMA M.	29 (26)	24
QUERIN L.	30 (27)	24
CAROU G.	31 (28)	24
MIGUELES D.	32 (29)	24
	32 (30)	25 BRITO J.
TORRES F.	33 (30)	25

LEGEND

G/S	Goals / Shots	6m	6-metre Shots	Wing	Wing Shots	EX	Exclusions	BT	Breakthroughs
S/S	Saves / Shots	7m	7-metre Shots	YC	Yellow Cards	2Min	2 Minute Suspensions	FB	Fast Breaks
%	Efficiency	9m	9-metre Shots	RC	Red Cards	+	2 Minute + 2 Minute Suspensions		

Match Team Statistics

Estadística del equipo por partido / Estatística da Equipe na partida

ARG 33 - 25 DOM

(14 - 14) (19 - 11)

Referee: AIRES MENEZES N. (BRA) / PINTO R. (BRA)

ARG - Argentina

Players		Shots								Offence		Defence		Penalties			TP	
No.	Name	G/S	%	6m	Wing	9m	7m	FB	BT	AS	TF	ST	BS	YC	2Min	RC		EX
1	SCHULZ Matias Carlos																	30:00
2	CREVATIN Sergio Pablo																	
3	PIZARRO Federico	1/2	50				1/2											0:43
5	LIMA Matias Martin	6/8	75	0/2			1/1	3/3	2/2	5	1	1			1			35:22
6	CASTRO Mariano Agustin	4/5	80	1/2	1/1			1/1	1/1		1	1						24:38
7	FERRO Maximiliano	0/3	0	0/1	0/2						4	1						32:05
8	CARRARA Alejo Juan	3/5	60	0/1		1/2	1/1		1/1	4	3				1			37:32
9	QUERIN Leonardo Facundo	5/8	63			4/7		1/1		1	2	1	1					44:56
10	CIVELLI Bruno	2/3	67		1/1	1/2				1	2	2						22:28
11	TORRES Facundo	4/6	67	1/1	2/3		1/1	0/1						1				27:55
12	GARCIA Fernando										1							30:00
13	la ROSA Emiliano	0/2	0		0/1	0/1					1	1						15:04
15	CAROU Gonzalo Matias	5/5	100	4/4	1/1					3	1	2		1	1			60:00
17	MIGUELES Damian Emmanuel	3/6	50		1/1	1/3		1/2			1			1				59:17
Bench/Team																		
Totals		33/53	62	6/11	6/10	7/15	4/5	6/8	4/4	14	17	9	1	3	3			

Goalkeepers		Total Shots		6m Shots		Wing Shots		9m Shots		7m Shots		Fast Breaks		Breakthroughs	
No.	Name	S/S	%	S/S	%	S/S	%	S/S	%	S/S	%	S/S	%	S/S	%
1	SCHULZ Matias Carlos	6/17	35	4/6	67	1/5	20			1/2	50	0/2	0	0/2	0
12	GARCIA Fernando	5/19	26	1/5	20	1/2	50			1/3	33	0/2	0	2/7	29
Totals		11/36	31	5/11	45	2/7	29			2/5	40	0/4	0	2/9	22

Team Shots	Goals	Saves	Missed	Post	Blocked	Total	%
6m Shots	6	2	1	1	1	11	55
Wing Shots	6	3	1			10	60
9m Shots	7	4	3	1		15	47
7m Shots	4	1			n/a	5	80
Fast Breaks	6	1		1		8	75
Breakthroughs	4					4	100
Totals	33	11	5	3	1	53	62

Number of Attacks: 63, Scoring Efficiency: 52%

Match Team Statistics

Estadística del equipo por partido / Estatística da Equipe na partida

ARG 33 - 25 DOM

(14 - 14) (19 - 11)

Referee: AIRES MENEZES N. (BRA) / PINTO R. (BRA)

ARG - Argentina

Shots Distribution

Players

Goals / Shots

2 CREVATIN S.	3 PIZARRO F.	5 LIMA M.	6 CASTRO M.	7 FERRO M.	8 CARRARA A.	9 QUERIN L.
	0/1	1/1 0/1			1/1	1/1 1/1
	1/1	1/1 1/1 1/1	1/1 2/2	0/1	1/1	2/3
		1-Blocked		2-Missed	1-Missed 1-Post	1-Missed

10 CIVELLI B.	11 TORRES F.	13 LA ROSA E.	15 CAROU G.	17 MIGUELES D.
1/2	1/1		1/1	1/1 0/1
1/1	1/1 1/1	0/1	1/1 1/1	1/1
1-Post		0/1	1-Missed 1-Post	

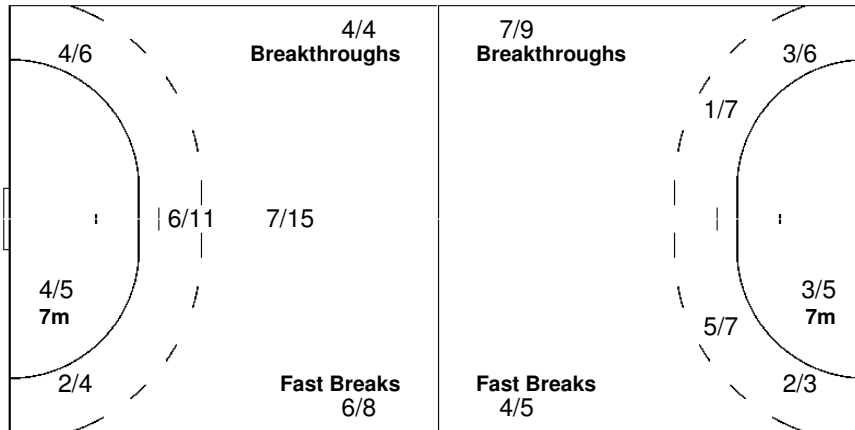
Team

Goals / Shots

5/5	0/1	1/1
6/7	1/6	3/4
4/4	5/5	7/10

5-Missed 3-Post 1-Blocked

Offence



Defence

Goalkeepers

Saves / Shots

0/1	2/3	1/2
0/2	2/2	3/7
0/4	1/5	2/10

1 SCHULZ M.

	1/1	1/2
0/1	1/1	1/4
0/1	1/3	1/4

12 GARCIA F.

0/1	1/2	
0/1	1/1	2/3
0/3	0/2	1/6



Match Team Statistics

Estadística del equipo por partido / Estatística da Equipe na partida

ARG 33 - 25 DOM

(14 - 14) (19 - 11)

Referee: AIRES MENEZES N. (BRA) / PINTO R. (BRA)

DOM - Dominican Republic

Players		Shots								Offence		Defence		Penalties			TP	
No.	Name	G/S	%	6m	Wing	9m	7m	FB	BT	AS	TF	ST	BS	YC	2Min	RC		EX
2	de LEON Kellvin	4/6	67	0/1	2/3		1/1		1/1	3	4							60:00
3	de LEON CASTRO Leonis	2/4	50	0/1					2/3	3	1							55:59
4	SOSA Antonio	1/3	33		1/3					1	1	1		1				29:11
5	TAVERAS LORENZO Luis M.									1	1	1						60:00
6	PUJOLS Rafael									2	2							20:23
8	BRITO Junior	4/5	80	1/1	1/2			1/1	1/1									34:50
9	ABREU Francisco									1						1		20:53
10	PAULINO Willivaldo	3/7	43	0/3				3/4		1	2	1		1				47:26
11	JACOBO Pablo	3/5	60	1/3	1/1				1/1		4					2		33:15
13	ROMERO Felix	7/10	70	3/4			2/4		2/2	2	6		1					39:54
15	AYBAR Frankalbert	1/2	50	1/1					0/1		1	1		1	1	1		18:09
17	SEPULVEDA Angel																	
18	MATEO Dioris																	
	Bench/Team													1				
Totals		25/42	60	6/14	5/9		3/5	4/5	7/9	14	22	4	1	4	4	1		

Goalkeepers		Total Shots		6m Shots		Wing Shots		9m Shots		7m Shots		Fast Breaks		Breakthroughs	
No.	Name	S/S	%	S/S	%	S/S	%	S/S	%	S/S	%	S/S	%	S/S	%
5	TAVERAS LORENZO Luis M.	11/44	25	2/8	25	3/9	33	4/11	36	1/5	20	1/7	14	0/4	0
Totals		11/44	25	2/8	25	3/9	33	4/11	36	1/5	20	1/7	14	0/4	0

Team Shots	Goals	Saves	Missed	Post	Blocked	Total	%
6m Shots	6	5	1	1	1	14	43
Wing Shots	5	2	1	1		9	56
9m Shots							
7m Shots	3	2			n/a	5	60
Fast Breaks	4			1		5	80
Breakthroughs	7	2				9	78
Totals	25	11	2	3	1	42	60

Number of Attacks: 61, Scoring Efficiency: 41%

Match Team Statistics

Estadística del equipo por partido / Estatística da Equipe na partida

ARG 33 - 25 DOM

(14 - 14) (19 - 11)

Referee: AIRES MENEZES N. (BRA) / PINTO R. (BRA)

DOM - Dominican Republic

Shots Distribution

Players			Goals / Shots																				
2 DE LEON K.			3 DE LEON CASTRO L.			4 SOSA A.			6 PUJOLS R.			8 BRITO J.			9 ABREU F.			10 PAULINO W.					
1/1				0/1										0/1							1/1	0/1	0/1
1/1		1/1		0/1										1/1							1/1	1/1	
1/1			2/2					1/2					1/1	2/2							1/1	1/1	
2-Missed						1-Post												1-Post 1-Blocked					
11 JACOBO P.			13 ROMERO F.			15 AYBAR F.			17 SEPULVEDA A.			18 MATEO D.											
	0/1	1/1					1/1																
		1/1			1/2			0/1															
		1/1		2/3	4/5																		
1-Post																							

Team	Offence	Defence	Goalkeepers																											
Goals / Shots			Saves / Shots																											
<table border="1"> <tr><td>1/1</td><td>1/3</td><td>1/2</td></tr> <tr><td>2/2</td><td>0/2</td><td>4/7</td></tr> <tr><td>4/4</td><td>4/5</td><td>8/10</td></tr> </table> <p>2-Missed 3-Post 1-Blocked</p>	1/1	1/3	1/2	2/2	0/2	4/7	4/4	4/5	8/10	<p>7/9 Breakthroughs</p> <p>4/5 Fast Breaks</p>	<p>4/4 Breakthroughs</p> <p>6/8 Fast Breaks</p>	<table border="1"> <tr><td>0/5</td><td>1/1</td><td>0/1</td></tr> <tr><td>1/7</td><td>5/6</td><td>1/4</td></tr> <tr><td>0/4</td><td>0/5</td><td>3/10</td></tr> </table> <p>5 TAVERAS LORENZO L.</p> <table border="1"> <tr><td>0/5</td><td>1/1</td><td>0/1</td></tr> <tr><td>1/7</td><td>5/6</td><td>1/4</td></tr> <tr><td>0/4</td><td>0/5</td><td>3/10</td></tr> </table>	0/5	1/1	0/1	1/7	5/6	1/4	0/4	0/5	3/10	0/5	1/1	0/1	1/7	5/6	1/4	0/4	0/5	3/10
1/1	1/3	1/2																												
2/2	0/2	4/7																												
4/4	4/5	8/10																												
0/5	1/1	0/1																												
1/7	5/6	1/4																												
0/4	0/5	3/10																												
0/5	1/1	0/1																												
1/7	5/6	1/4																												
0/4	0/5	3/10																												

LEGEND			
G/S	Goals / Shots	%	Efficiency
S/S	Saves / Shots	Wing	Wing Shots
AS	Assists	TF	Technical Faults
YC	Yellow Cards	RC	Red Cards
+	2 Minute + 2 Minute Suspensions	6m	6-metre Shots
		7m	7-metre Shots
		9m	9-metre Shots
		FB	Fast Breaks
		BT	Breakthroughs
		ST	Steals
		BS	Blocked Shots
		2Min	2 Minute Suspensions
		EX	Exclusions
		TP	Time Played
		n/a	not applicable

Results

Resultados / Resultados

ARG 40 - 16 MEX

(20 - 8) (20 - 8)

Referee: DAMACENO PAZ C. (BRA) / DE SOUZA S. (BRA)

RUNNING SCORE

ARG - MEX

ARG - Argentina

Players		Shots								Penalties			
No.	Name	G/S	%	6m	Wing	9m	7m	FB	BT	YC	2Min	RC	EX
1	SCHULZ Matias Carlos												
2	CREVATIN Sergio Pablo	1/1	100	1/1									
3	PIZARRO Federico	4/4	100		1/1		3/3						
5	LIMA Matias Martin	5/5	100	1/1		1/1	1/1	2/2			1		
6	CASTRO Mariano Agustín	3/4	75		0/1				3/3				
7	FERRO Maximiliano	3/3	100	1/1	2/2								
8	CARRARA Alejo Juan	2/4	50	0/1		1/2		1/1					
9	QUERIN Leonardo Facundo	2/4	50	1/2				1/2					
10	CIVELLI Bruno	3/3	100	1/1		2/2				1	2		
11	TORRES Facundo	10/11	91	1/2	4/4	2/2	1/1	2/2					
13	la ROSA Emiliano	2/3	67		2/3								
15	CAROU Gonzalo Matias	1/1	100	1/1									
16	PARDALES German Alejandro												
17	MIGUELES Damian Emmanuel	4/9	44	1/4	1/1	1/2		1/2					
	Bench/Team												
	Totals	40/52	77	8/14	10/12	7/9	5/5	7/9	3/3	1	3		

Goalkeepers		Saves							
No.	Name	S/S	%	6m	Wing	9m	7m	FB	BT
1	SCHULZ Matias Carlos	8/16	50	5/8	3/4	0/3			0/1
16	PARDALES German Alejandro	11/19	58	7/9	1/2	2/4		1/4	
	Totals	19/35	54	12/17	4/6	2/7		1/4	0/1

MEX - Mexico

Players		Shots								Penalties			
No.	Name	G/S	%	6m	Wing	9m	7m	FB	BT	YC	2Min	RC	EX
1	ROMERO SANCHEZ Adrian Bernabe												
2	SANTOS BARROS Jose Rafael	0/2	0		0/2						1		
4	GARCIA NAVARRO Jorge Eduardo	0/3	0	0/2	0/1								
5	GONZALEZ MUNOZ Jorge									1	2		
6	ACUNA MENDEZ Marcial	8/14	57	2/7	0/1	5/5		1/1		1	1		
7	ROJAS RODRIGUEZ Angel	1/3	33	1/2				0/1					
9	STOOPEN MENDOZA Emilio	1/8	13	0/4	1/2	0/2							
10	GARCIA NAVARRO Jose Juan	2/4	50		1/2	0/1		1/1					
12	MENDOZA RODRIGUEZ Julio	1/3	33	0/2				1/1					
13	FLORES FLORES Erik Israel	0/1	0		0/1								
14	ROSAS AGUILERA Arturo	2/3	67	1/2					1/1				
16	LUNA VIVEROS Moises Galib												
17	HURTADO MOLINA Fernando												
23	MENDOZA RODRIGUEZ Daniel	1/1	100	1/1									
	Bench/Team												
	Totals	16/42	38	5/20	2/9	5/8		3/4	1/1	2	4		

Goalkeepers		Saves							
No.	Name	S/S	%	6m	Wing	9m	7m	FB	BT
1	ROMERO SANCHEZ Adrian Bernabe	3/23	13	2/7	1/6	0/3	0/2	0/2	0/3
16	LUNA VIVEROS Moises Galib	5/25	20	3/6	1/6	0/4	0/3	1/6	
	Totals	8/48	17	5/13	2/12	0/7	0/5	1/8	0/3

1st Half

PIZARRO F.	1 (1) 0	
	1 (3) 1	ROSAS AGUILERA A.
	1 (8) 2	GARCIA NAVARRO J.
PIZARRO F.	2 (9) 2	
	2 (9) 3	ACUNA MENDEZ M.
MIGUELES D.	3 (10) 3	
TORRES F.	4 (12) 3	
	4 (12) 4	ACUNA MENDEZ M.
LA ROSA E.	5 (14) 4	
CIVELLI B.	6 (16) 4	
	6 (16) 5	ROSAS AGUILERA A.
TORRES F.	7 (17) 5	
CARRARA A.	8 (18) 5	
CIVELLI B.	9 (18) 5	
TORRES F.	10 (20) 5	
	10 (21) 6	ACUNA MENDEZ M.
CAROU G.	11 (21) 6	
MIGUELES D.	12 (22) 6	
TORRES F.	13 (25) 6	
LIMA M.	14 (25) 6	
PIZARRO F.	15 (26) 6	
TORRES F.	16 (27) 6	
TORRES F.	17 (28) 6	
QUERIN L.	18 (28) 6	
LA ROSA E.	19 (29) 6	
	19 (29) 7	ACUNA MENDEZ M.
	19 (30) 8	MENDOZA RODRIGUEZ D.
LIMA M.	20 (30) 8	

2nd Half

CIVELLI B.	21 (3) 8	
TORRES F.	22 (3) 8	
PIZARRO F.	23 (5) 8	
	23 (6) 9	STOOPEN MENDOZA E.
TORRES F.	24 (6) 9	
TORRES F.	25 (8) 9	
TORRES F.	26 (9) 9	
	26 (10) 10	MENDOZA RODRIGUEZ J.
	26 (11) 11	GARCIA NAVARRO J.
CASTRO M.	27 (12) 11	
MIGUELES D.	28 (13) 11	
CASTRO M.	29 (16) 11	
LIMA M.	30 (16) 11	
	30 (17) 12	ROJAS RODRIGUEZ A.
CREVATIN S.	31 (17) 12	
FERRO M.	32 (18) 12	
MIGUELES D.	33 (20) 12	
FERRO M.	34 (22) 12	
	34 (23) 13	ACUNA MENDEZ M.
CASTRO M.	35 (23) 13	
FERRO M.	36 (25) 13	
	36 (25) 14	ACUNA MENDEZ M.
	36 (26) 15	ACUNA MENDEZ M.
LIMA M.	37 (27) 15	
LIMA M.	38 (28) 15	
QUERIN L.	39 (29) 15	
	39 (30) 16	ACUNA MENDEZ M.
CARRARA A.	40 (30) 16	

LEGEND

G/S Goals / Shots	6m 6-metre Shots	Wing Wing Shots	EX Exclusions	BT Breakthroughs
S/S Saves / Shots	7m 7-metre Shots	YC Yellow Cards	2Min 2 Minute Suspensions	FB Fast Breaks
% Efficiency	9m 9-metre Shots	RC Red Cards	+ 2 Minute + 2 Minute Suspensions	

Match Team Statistics

Estadística del equipo por partido / Estatística da Equipe na partida

ARG 40 - 16 MEX

(20 - 8) (20 - 8)

Referee: DAMACENO PAZ C. (BRA) / DE SOUZA S. (BRA)

ARG - Argentina

Players		Shots								Offence		Defence		Penalties			TP	
No.	Name	G/S	%	6m	Wing	9m	7m	FB	BT	AS	TF	ST	BS	YC	2Min	RC		EX
1	SCHULZ Matias Carlos									1								30:00
2	CREVATIN Sergio Pablo	1/1	100	1/1						1		3						29:31
3	PIZARRO Federico	4/4	100		1/1		3/3				1							9:40
5	LIMA Matias Martin	5/5	100	1/1		1/1	1/1	2/2		1	2				1			32:45
6	CASTRO Mariano Agustin	3/4	75		0/1				3/3	3	2							16:17
7	FERRO Maximiliano	3/3	100	1/1	2/2					1								14:28
8	CARRARA Alejo Juan	2/4	50	0/1		1/2		1/1		2	1							34:09
9	QUERIN Leonardo Facundo	2/4	50	1/2				1/2		3	2							35:20
10	CIVELLI Bruno	3/3	100	1/1		2/2				3	1	1		1	2			38:04
11	TORRES Facundo	10/11	91	1/2	4/4	2/2	1/1	2/2		2	3	1						45:32
13	la ROSA Emiliano	2/3	67		2/3					1	1	1						30:40
15	CAROU Gonzalo Matias	1/1	100	1/1														30:00
16	PARDALES German Alejandro										1							30:00
17	MIGUELES Damian Emmanuel	4/9	44	1/4	1/1	1/2		1/2		2	1	1						43:34
Bench/Team																		
Totals		40/52	77	8/14	10/12	7/9	5/5	7/9	3/3	20	15	7		1	3			

Goalkeepers		Total Shots		6m Shots		Wing Shots		9m Shots		7m Shots		Fast Breaks		Breakthroughs	
No.	Name	S/S	%	S/S	%	S/S	%	S/S	%	S/S	%	S/S	%	S/S	%
1	SCHULZ Matias Carlos	8/16	50	5/8	63	3/4	75	0/3	0					0/1	0
16	PARDALES German Alejandro	11/19	58	7/9	78	1/2	50	2/4	50			1/4	25		
Totals		19/35	54	12/17	71	4/6	67	2/7	29			1/4	25	0/1	0

Team Shots	Goals	Saves	Missed	Post	Blocked	Total	%
6m Shots	8	5		1		14	57
Wing Shots	10	2				12	83
9m Shots	7		1	1		9	78
7m Shots	5				n/a	5	100
Fast Breaks	7	1		1		9	78
Breakthroughs	3					3	100
Totals	40	8	1	3		52	77

Number of Attacks: 64, Scoring Efficiency: 63%

Match Team Statistics

Estadística del equipo por partido / Estatística da Equipe na partida

ARG 40 - 16 MEX

(20 - 8) (20 - 8)

Referee: DAMACENO PAZ C. (BRA) / DE SOUZA S. (BRA)

ARG - Argentina

Shots Distribution

Players

Goals / Shots

2 CREVATIN S.			3 PIZARRO F.			5 LIMA M.			6 CASTRO M.			7 FERRO M.			8 CARRARA A.			9 QUERIN L.		
			1/1		1/1			1/1	2/2			1/1		2/2	1/1	0/1				0/1
1/1				1/1	1/1			3/3		1/2							1/1		2/2	
															1-Missed					1-Post
10 CIVELLI B.			11 TORRES F.			13 LA ROSA E.			15 CAROU G.			17 MIGUELES D.								
	1/1	1/1	1/1	2/2	1/1					1/1		1/1	1/3				0/1			
	1/1			1/1										0/1						
			3/3	2/2			1/2	1/1						2/3						
			1-Post											1-Post						

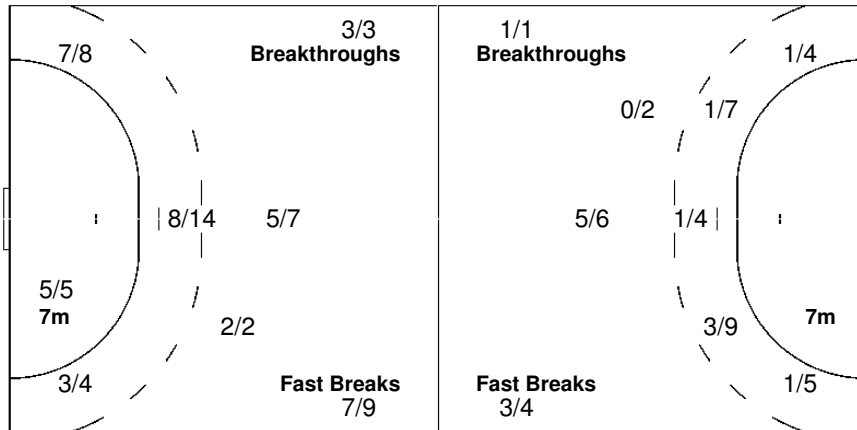
Team

Goals / Shots

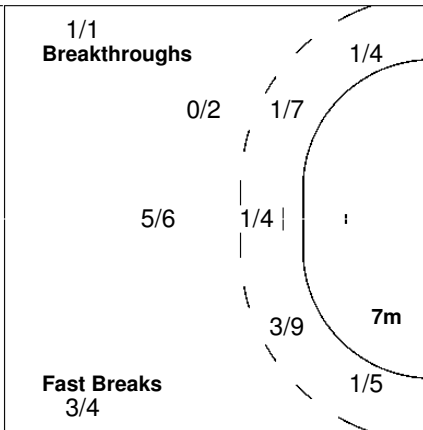
5/5	5/7	5/6
2/2	3/5	2/3
4/4	9/10	5/6

1-Missed 3-Post

Offence



Defence



Goalkeepers

Saves / Shots

1/2	0/1	2/9
2/2	3/3	6/7
0/1	2/6	1/2

1 SCHULZ M.

1/1		1/7
1/1	1/1	2/2
	0/1	0/1

16 PARDALES G.

0/1	0/1	1/2
1/1	2/2	4/5
0/1	2/5	1/1

Match Team Statistics

Estadística del equipo por partido / Estatística da Equipe na partida

ARG 40 - 16 MEX

(20 - 8) (20 - 8)

Referee: DAMACENO PAZ C. (BRA) / DE SOUZA S. (BRA)

MEX - Mexico

Players		Shots								Offence		Defence		Penalties			TP	
No.	Name	G/S	%	6m	Wing	9m	7m	FB	BT	AS	TF	ST	BS	YC	2Min	RC		EX
1	ROMERO SANCHEZ Adrian Bernabe										1							30:00
2	SANTOS BARROS Jose Rafael	0/2	0		0/2						2	1			1			32:32
4	GARCIA NAVARRO Jorge Eduardo	0/3	0	0/2	0/1						1							27:10
5	GONZALEZ MUNOZ Jorge										3			1	2			18:50
6	ACUNA MENDEZ Marcial	8/14	57	2/7	0/1	5/5		1/1			3			1	1			59:54
7	ROJAS RODRIGUEZ Angel	1/3	33	1/2				0/1		7	3	2						43:06
9	STOOPEN MENDOZA Emilio	1/8	13	0/4	1/2	0/2				1	8	1						46:13
10	GARCIA NAVARRO Jose Juan	2/4	50		1/2	0/1		1/1		2								40:06
12	MENDOZA RODRIGUEZ Julio	1/3	33	0/2				1/1		2	2	1						21:58
13	FLORES FLORES Erik Israel	0/1	0		0/1					1								13:13
14	ROSAS AGUILERA Arturo	2/3	67	1/2					1/1	1	3							44:10
16	LUNA VIVEROS Moises Galib											1						30:00
17	HURTADO MOLINA Fernando									1		1						5:40
23	MENDOZA RODRIGUEZ Daniel	1/1	100	1/1						1	1	1						7:08
Bench/Team																		
Totals		16/42	38	5/20	2/9	5/8		3/4	1/1	14	27	8		2	4			

Goalkeepers		Total Shots		6m Shots		Wing Shots		9m Shots		7m Shots		Fast Breaks		Breakthroughs	
No.	Name	S/S	%	S/S	%	S/S	%	S/S	%	S/S	%	S/S	%	S/S	%
1	ROMERO SANCHEZ Adrian Bernabe	3/23	13	2/7	29	1/6	17	0/3	0	0/2	0	0/2	0	0/3	0
16	LUNA VIVEROS Moises Galib	5/25	20	3/6	50	1/6	17	0/4	0	0/3	0	1/6	17		
Totals		8/48	17	5/13	38	2/12	17	0/7	0	0/5	0	1/8	13	0/3	0

Team Shots	Goals	Saves	Missed	Post	Blocked	Total	%
6m Shots	5	12	2	1		20	25
Wing Shots	2	4	2	1		9	22
9m Shots	5	2		1		8	63
7m Shots					n/a		
Fast Breaks	3	1				4	75
Breakthroughs	1					1	100
Totals	16	19	4	3		42	38

Number of Attacks: 63, Scoring Efficiency: 25%



Riocentro - Pavilion 3B
 Riocentro Pabellón 3B
 Riocentro Pavilhão 3B

14 JUL 2007
 20:00

Handball
 Balonmano / Handebol

Men
 Hombres / Senhores

Preliminaries - Group A
 Preliminares - Grupo A / Preliminares - Grupo A

Match No: 03

Match Team Statistics

Estadística del equipo por partido / Estatística da Equipe na partida

ARG 40 - 16 MEX

(20 - 8) (20 - 8)

Referee: DAMACENO PAZ C. (BRA) / DE SOUZA S. (BRA)

MEX - Mexico

Shots Distribution

Players

Goals / Shots

2 SANTOS BARROS J.	4 GARCIA NAVARRO J.	5 GONZALEZ MUNOZ J.	6 ACUNA MENDEZ M.	7 ROJAS RODRIGUEZ A.	9 STOOPEN MENDOZA E.	10 GARCIA NAVARRO J.
	0/1		1/1 4/5		0/1	1/1
			1/3		0/2 0/2	0/1
	0/1 0/1		1/1 1/1	1/2	1/1	1/1
1-Missed			2-Missed 1-Post		1-Missed 1-Post	1-Post
12 MENDOZA RODRIGUEZ J.	13 FLORES FLORES E.	14 ROSAS AGUILERA A.	17 HURTADO MOLINA F.	23 MENDOZA RODRIGUEZ D.		
1/1						
	0/2		1/1			
			0/1			
			1/1			

Team

Offence

Defence

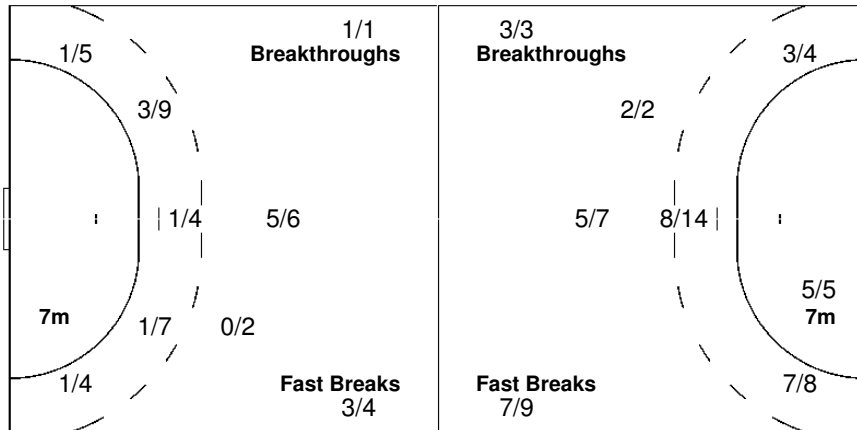
Goalkeepers

Goals / Shots

Saves / Shots

1/2	1/1	7/9
0/2	0/3	1/7
1/1	4/6	1/2

4-Missed 3-Post



0/5	2/7	1/6
0/2	2/5	1/3
0/4	1/10	1/6

1 ROMERO SANCHEZ A.

0/4	0/2	1/6
0/1	1/2	0/1
0/2	0/2	1/3

16 LUNA VIVEROS M.

0/1	2/5	
0/1	1/3	1/2
0/2	1/8	0/3

LEGENDA									
G/S	Goals / Shots	%	Efficiency	6m	6-metre Shots	7m	7-metre Shots	9m	9-metre Shots
S/S	Saves / Shots	Wing	Wing Shots	FB	Fast Breaks	BT	Breakthroughs	EX	Exclusions
AS	Assists	TF	Technical Faults	ST	Steals	BS	Blocked Shots	TP	Time Played
YC	Yellow Cards	RC	Red Cards	n/a	not applicable	2Min	2 Minute Suspensions		
+	2 Minute + 2 Minute Suspensions								

Results

Resultados / Resultados

CUB 33 - 20 CAN

(17 - 9) (16 - 11)

Referee: ADJEMIAN T. (ARG) / GOTZ M. (ARG)

RUNNING SCORE

CUB - CAN

CUB - Cuba

Players		Shots								Penalties			
No.	Name	G/S	%	6m	Wing	9m	7m	FB	BT	YC	2Min	RC	EX
1	QUINTANA BRAVO Alfredo												
2	TURINO NOA Raifer	1/3	33		0/2			1/1					
3	PAVAN LOPEZ Guillermo Corzo	8/12	67	2/4	0/1	3/3	3/3	0/1					
4	MARTI DIAZ Edgard	4/6	67		1/3			1/1	2/2		2		
5	DIAZ de ARMAS Randy	4/5	80	2/2		0/1		1/1	1/1		1		
6	FONSECA ALEAGA Denip	7/9	78	2/2	1/2	1/2		2/2	1/1	1			
7	FERNANDEZ LESCAYLLI Denis Enyer												
10	PAVAN LOPEZ Jorge Luis	5/7	71	3/4	0/1	1/1		1/1		1	3	1	
11	PAZ MARQUEZ Ariel	1/1	100	1/1							1		
12	IGLESIAS POVEA Misael												
13	CAROL MARZO Frankis	3/3	100		1/1			1/1	1/1				
14	TOMACEN CARMONA Yinkelly	0/1	0		0/1					1			
15	AMADOR SALINAS Daymaro	0/1	0		0/1								
16	VALDES LUIS Eurelbis												
Bench/Team													
Totals		33/48	69	10/13	3/12	5/7	3/3	7/8	5/5	3	7	1	

Goalkeepers		Saves							
No.	Name	S/S	%	6m	Wing	9m	7m	FB	BT
1	QUINTANA BRAVO Alfredo								
12	IGLESIAS POVEA Misael	22/38	58	15/23	2/3		2/7	2/2	1/3
16	VALDES LUIS Eurelbis	0/4	0	0/1		0/2		0/1	
Totals		22/42	52	15/24	2/3	0/2	2/7	2/3	1/3

CAN - Canada

Players		Shots								Penalties			
No.	Name	G/S	%	6m	Wing	9m	7m	FB	BT	YC	2Min	RC	EX
1	LEDUC Jonathan												
2	BESSETTE Geoffroy	3/6	50	1/1	0/1		2/3	0/1					
4	PELLETIER Marcelin	0/2	0	0/2									
5	DEVLIN Dan	2/3	67	1/1				1/2			1		
6	TODOSIC Andrej												
7	PION Alexandre	1/1	100	1/1						1			
8	PELLERIN Luc										1		
9	BOULET Hugo	3/5	60	2/3	1/1			0/1		1	1		
10	FYFE Sebastien	4/7	57	1/2	0/2		3/3						
11	BARITEAU Charles	0/4	0	0/4									
12	HOMSY Ryan												
13	GODIN Maxime	3/6	50	1/4					2/2				
14	TAYLOR Mike												
15	BERTRAND Alexis	4/11	36	2/7		2/2	0/1		0/1	1			
Bench/Team													
Totals		20/45	44	9/25	1/4	2/2	5/7	1/4	2/3	3	3		

Goalkeepers		Saves							
No.	Name	S/S	%	6m	Wing	9m	7m	FB	BT
1	LEDUC Jonathan	4/20	20	0/4	4/6	0/2	0/1	0/4	0/3
12	HOMSY Ryan	6/23	26	2/8	2/3	2/5	0/2	0/3	0/2
Totals		10/43	23	2/12	6/9	2/7	0/3	0/7	0/5

1st Half	
PAVAN LOPEZ G.	1 (1) 0
PAVAN LOPEZ J.	2 (2) 0
	2 (3) 1
PAVAN LOPEZ G.	3 (4) 1
MARTI DIAZ E.	4 (5) 1
	4 (6) 2
FONSECA ALEAGA D.	5 (10) 2
	5 (11) 3
MARTI DIAZ E.	6 (12) 3
	6 (12) 4
PAVAN LOPEZ J.	7 (16) 5
PAVAN LOPEZ G.	8 (18) 5
FONSECA ALEAGA D.	9 (18) 5
	9 (19) 6
PAVAN LOPEZ J.	10 (21) 6
	10 (23) 7
PAVAN LOPEZ G.	11 (23) 7
	11 (24) 8
PAVAN LOPEZ J.	12 (24) 8
	12 (25) 9
FONSECA ALEAGA D.	13 (26) 9
FONSECA ALEAGA D.	14 (28) 9
TURINO NOA R.	15 (29) 9
PAVAN LOPEZ G.	16 (30) 9

2nd Half	
PAVAN LOPEZ G.	17 (2) 9
	17 (3) 10
	17 (3) 11
FONSECA ALEAGA D.	18 (4) 11
	18 (5) 12
PAVAN LOPEZ J.	19 (5) 12
PAVAN LOPEZ G.	20 (7) 12
	20 (8) 13
DIAZ DE ARMAS R.	21 (11) 13
	21 (11) 14
PAVAN LOPEZ G.	22 (12) 14
	22 (13) 15
DIAZ DE ARMAS R.	23 (13) 15
MARTI DIAZ E.	24 (15) 15
	24 (16) 16
	24 (16) 17
	24 (18) 18
FONSECA ALEAGA D.	25 (21) 18
CAROL MARZO F.	26 (21) 18
	26 (23) 19
DIAZ DE ARMAS R.	27 (24) 19
FONSECA ALEAGA D.	28 (26) 19
CAROL MARZO F.	29 (27) 19
MARTI DIAZ E.	30 (28) 19
DIAZ DE ARMAS R.	31 (29) 19
	31 (30) 20
CAROL MARZO F.	32 (30) 20

LEGEND

G/S	Goals / Shots	6m	6-metre Shots	Wing	Wing Shots	EX	Exclusions	BT	Breakthroughs
S/S	Saves / Shots	7m	7-metre Shots	YC	Yellow Cards	2Min	2 Minute Suspensions	FB	Fast Breaks
%	Efficiency	9m	9-metre Shots	RC	Red Cards	+	2 Minute + 2 Minute Suspensions		

Match Team Statistics

Estadística del equipo por partido / Estatística da Equipe na partida

CUB 33 - 20 CAN

(17 - 9) (16 - 11)

Referee: ADJEMIAN T. (ARG) / GOTZ M. (ARG)

CUB - Cuba

Players		Shots								Offence		Defence		Penalties			TP	
No.	Name	G/S	%	6m	Wing	9m	7m	FB	BT	AS	TF	ST	BS	YC	2Min	RC		EX
1	QUINTANA BRAVO Alfredo																	
2	TURINO NOA Raifer	1/3	33		0/2			1/1		1		1						48:13
3	PAVAN LOPEZ Guillermo Corzo	8/12	67	2/4	0/1	3/3	3/3	0/1		3	1	1						58:18
4	MARTI DIAZ Edgard	4/6	67		1/3			1/1	2/2	1	5				2			57:47
5	DIAZ de ARMAS Randy	4/5	80	2/2		0/1		1/1	1/1	2	5				1			29:21
6	FONSECA ALEAGA Denip	7/9	78	2/2	1/2	1/2		2/2	1/1	2	5	2		1				48:13
7	FERNANDEZ LESCAYLLI Denis Enyer											1						11:47
10	PAVAN LOPEZ Jorge Luis	5/7	71	3/4	0/1	1/1		1/1				1		1	3	1		47:54
11	PAZ MARQUEZ Ariel	1/1	100	1/1											1			11:02
12	IGLESIAS POVEA Misael									2	2							52:27
13	CAROL MARZO Frankis	3/3	100		1/1			1/1	1/1	1								12:06
14	TOMACEN CARMONA Yinkelly	0/1	0		0/1					1	2			1				21:50
15	AMADOR SALINAS Daymaro	0/1	0		0/1						2							13:29
16	VALDES LUIS Eurelbis																	7:33
	Bench/Team																	
	Totals	33/48	69	10/13	3/12	5/7	3/3	7/8	5/5	13	22	6		3	7	1		

Goalkeepers		Total Shots		6m Shots		Wing Shots		9m Shots		7m Shots		Fast Breaks		Breakthroughs	
No.	Name	S/S	%	S/S	%	S/S	%	S/S	%	S/S	%	S/S	%	S/S	%
1	QUINTANA BRAVO Alfredo														
12	IGLESIAS POVEA Misael	22/38	58	15/23	65	2/3	67			2/7	29	2/2	100	1/3	33
16	VALDES LUIS Eurelbis	0/4	0	0/1	0			0/2	0			0/1	0		
	Totals	22/42	52	15/24	63	2/3	67	0/2	0	2/7	29	2/3	67	1/3	33

Team Shots	Goals	Saves	Missed	Post	Blocked	Total	%
6m Shots	10	2	1			13	77
Wing Shots	3	6	1	2		12	25
9m Shots	5	2				7	71
7m Shots	3				n/a	3	100
Fast Breaks	7		1			8	88
Breakthroughs	5					5	100
Totals	33	10	3	2		48	69

Number of Attacks: 68, Scoring Efficiency: 49%



Riocentro - Pavilion 3B
 Riocentro Pabellón 3B
 Riocentro Pavilhão 3B

14 JUL 2007
 22:00

Handball
 Balonmano / Handebol

Men
 Hombres / Senhores

Preliminaries - Group B
 Preliminares - Grupo B / Preliminares - Grupo B

Match No: 04

Match Team Statistics

Estadística del equipo por partido / Estatística da Equipe na partida

CUB 33 - 20 CAN

(17 - 9) (16 - 11)

Referee: ADJEMIAN T. (ARG) / GOTZ M. (ARG)

CUB - Cuba

Shots Distribution

Players

Goals / Shots

2 TURINO NOA R.	3 PAVAN LOPEZ G.	4 MARTI DIAZ E.	5 DIAZ DE ARMAS R.	6 FONSECA ALEAGA D.	7 FERNANDEZ LESCAYLLI D.	10 PAVAN LOPEZ J.
1/1	1/1 2/2	1/1 1/1	1/1 1/1	2/2 1/3 4/4		1/1
0/2	1/2 1/1	0/1 1/1	1/1 0/1			1/2 0/1 2/2
	1/1 2/2	1/1	1/1			1/1

2-Missed 1-Post

1-Post

11 PAZ MARQUEZ A.	13 CAROL MARZO F.	14 TOMACEN CARMONA Y.	15 AMADOR SALINAS D.
	1/1		
	1/1		0/1
1/1	1/1		

1-Missed

Team

Goals / Shots

4/4	4/4	2/2
5/8	2/7	8/10
4/4	4/4	

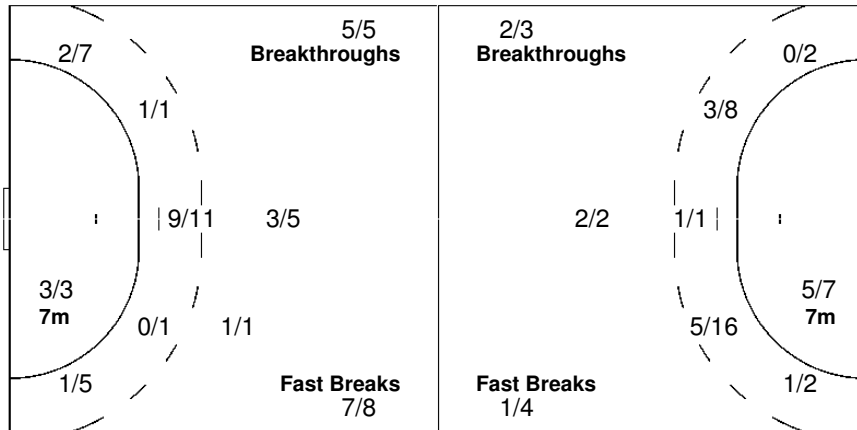
3-Missed 2-Post

Offence

Defence

Goalkeepers

Saves / Shots



	1/1	6/6
9/11		3/11
1/4	0/3	0/4

1 QUINTANA BRAVO A.

12 IGLESIAS POVEA M.

	1/1	6/6
9/11		3/9
1/4	0/2	0/3

16 VALDES LUIS E.

		0/2
	0/1	0/1

Match Team Statistics

Estadística del equipo por partido / Estatística da Equipe na partida

CUB 33 - 20 CAN

(17 - 9) (16 - 11)

Referee: ADJEMIAN T. (ARG) / GOTZ M. (ARG)

CAN - Canada

Players		Shots								Offence		Defence		Penalties			TP	
No.	Name	G/S	%	6m	Wing	9m	7m	FB	BT	AS	TF	ST	BS	YC	2Min	RC		EX
1	LEDUC Jonathan																	30:00
2	BESSETTE Geoffroy	3/6	50	1/1	0/1		2/3	0/1		2	1	2						55:42
4	PELLETIER Marcelin	0/2	0	0/2						1	1							14:25
5	DEVLIN Dan	2/3	67	1/1				1/2							1			12:53
6	TODOSIC Andrej																	4:23
7	PION Alexandre	1/1	100	1/1						2	1			1				44:13
8	PELLERIN Luc										1				1			2:48
9	BOULET Hugo	3/5	60	2/3	1/1			0/1		2	2			1	1			26:45
10	FYFE Sebastien	4/7	57	1/2	0/2		3/3			1	4	2						52:41
11	BARITEAU Charles	0/4	0	0/4						1	5							28:16
12	HOMSY Ryan																	30:00
13	GODIN Maxime	3/6	50	1/4					2/2	1	7							55:41
14	TAYLOR Mike										1							9:02
15	BERTRAND Alexis	4/11	36	2/7		2/2	0/1		0/1		5	3		1				53:11
Bench/Team																		
Totals		20/45	44	9/25	1/4	2/2	5/7	1/4	2/3	10	28	7		3	3			

Goalkeepers		Total Shots		6m Shots		Wing Shots		9m Shots		7m Shots		Fast Breaks		Breakthroughs	
No.	Name	S/S	%	S/S	%	S/S	%	S/S	%	S/S	%	S/S	%	S/S	%
1	LEDUC Jonathan	4/20	20	0/4	0	4/6	67	0/2	0	0/1	0	0/4	0	0/3	0
12	HOMSY Ryan	6/23	26	2/8	25	2/3	67	2/5	40	0/2	0	0/3	0	0/2	0
Totals		10/43	23	2/12	17	6/9	67	2/7	29	0/3	0	0/7	0	0/5	0

Team Shots	Goals	Saves	Missed	Post	Blocked	Total	%
6m Shots	9	15		1		25	36
Wing Shots	1	2	1			4	25
9m Shots	2					2	100
7m Shots	5	2			n/a	7	71
Fast Breaks	1	2		1		4	25
Breakthroughs	2	1				3	67
Totals	20	22	1	2		45	44

Number of Attacks: 69, Scoring Efficiency: 29%

Match Team Statistics

Estadística del equipo por partido / Estatística da Equipe na partida

CUB 33 - 20 CAN

(17 - 9) (16 - 11)

Referee: ADJEMIAN T. (ARG) / GOTZ M. (ARG)

CAN - Canada

Shots Distribution

Players

Goals / Shots

2 BESSETTE G.			4 PELLETIER M.			5 DEVLIN D.			6 TODOSIC A.			7 PION A.			8 PELLERIN L.			9 BOULET H.		
		0/2																1/2		2/2
		1/1	0/2			0/1														
1/1	1/1					1/1	1/1							1/1						

1-Missed

1-Post

10 FYFE S.			11 BARITEAU C.			13 GODIN M.			14 TAYLOR M.			15 BERTRAND A.		
		0/3											0/1	0/1
		2/2	0/1		0/2	0/3		1/1				1/2		2/3
1/1	1/1							2/2				0/1		1/1

1-Post

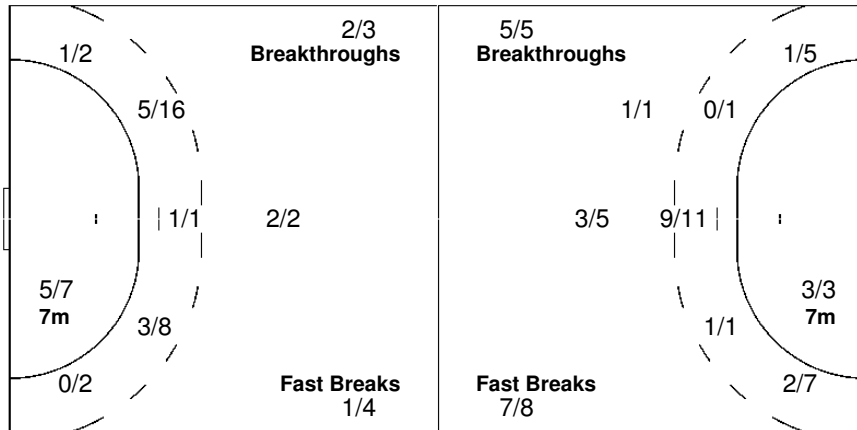
Team

Goals / Shots

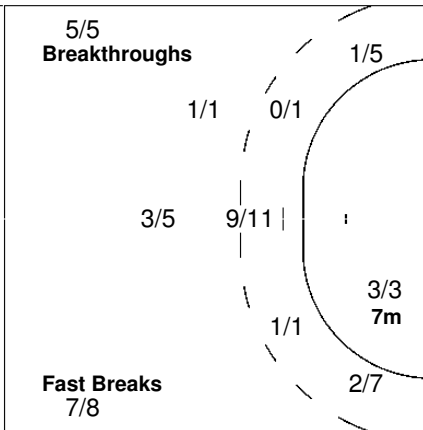
	0/1	0/6
2/11		8/11
3/4	3/3	4/4

1-Missed 2-Post

Offence



Defence



Goalkeepers

Saves / Shots

0/4	0/4	0/2
3/8	5/7	2/10
0/4	0/4	

1 LEDUC J.

0/4	0/1	
2/7	1/1	1/3
0/4		

12 HOMSY R.

	0/3	0/2
1/1	4/6	1/7
	0/4	

LEGEND											
G/S	Goals / Shots	%	Efficiency	6m	6-metre Shots	7m	7-metre Shots	9m	9-metre Shots	EX	Exclusions
S/S	Saves / Shots	Wing	Wing Shots	FB	Fast Breaks	BT	Breakthroughs	BS	Blocked Shots	TP	Time Played
AS	Assists	TF	Technical Faults	ST	Steals	2Min	2 Minute Suspensions				
YC	Yellow Cards	RC	Red Cards	n/a	not applicable						
+	2 Minute + 2 Minute Suspensions										

Results

Resultados / Resultados

CUB 40 - 18 CHI

(18 - 9) (22 - 9)

Referee: ADJEMIAN T. (ARG) / GOTZ M. (ARG)

CUB - Cuba

Players		Shots								Penalties			
No.	Name	G/S	%	6m	Wing	9m	7m	FB	BT	YC	2Min	RC	EX
1	QUINTANA BRAVO Alfredo												
2	TURINO NOA Raifer	3/3	100		3/3					1			
3	CORZO Guillermo	6/8	75	1/1		0/1	2/3	2/2	1/1				
4	MARTI DIAZ Edgard	1/1	100		1/1							1	
5	DIAZ de ARMAS Randy	2/5	40	0/1	0/1	1/2		1/1			1		
6	FONSECA ALEAGA Denip	6/6	100	2/2		2/2			2/2		1		
7	FERNANDEZ LESCAYLLI Denis Enyer	1/1	100		1/1						2		
10	PAVAN LOPEZ Jorge Luis	7/9	78		1/1	4/6	2/2						
11	PAZ MARQUEZ Ariel												
12	IGLESIAS POVEA Misael												
13	CAROL MARZO Frankis	5/6	83	1/1	0/1	3/3			1/1				
14	TOMACEN CARMONA Yinkelly	5/9	56	0/1	2/4			3/4		1	1		
15	AMADOR SALINAS Daymaro	4/4	100	1/1	1/1			1/1	1/1				
16	VALDES LUIS Eurelbis											1	
	Bench/Team												
	Totals	40/52	77	5/7	9/13	10/14	4/5	7/8	5/5	2	5	2	

Goalkeepers		Saves							
No.	Name	S/S	%	6m	Wing	9m	7m	FB	BT
1	QUINTANA BRAVO Alfredo	2/6	33	2/2	0/3		0/1		
12	IGLESIAS POVEA Misael	7/20	35	3/8	3/5	1/2	0/2	0/2	0/1
16	VALDES LUIS Eurelbis	3/4	75	2/2	1/2				
	Totals	12/30	40	7/12	4/10	1/2	0/3	0/2	0/1

CHI - Chile

Players		Shots								Penalties			
No.	Name	G/S	%	6m	Wing	9m	7m	FB	BT	YC	2Min	RC	EX
1	HIGUERA GUAJARDO Gaston												
2	MARTINEZ Patricio	1/4	25	0/1	1/2		0/1			1	1		
3	CHACANA Francisco	1/2	50		1/1			0/1			1		
4	BAEZA GONZALEZ Pablo	1/1	100		1/1								
5	JOFRE Nicolas	2/4	50	1/3				1/1					
6	SALINAS MUNOZ Rodrigo	3/7	43	2/5	1/2					1			
7	CORNEJO Rodolfo										1		
9	KASSIS SATORRE Fuad	2/3	67	0/1	1/1		1/1						
10	FEUTCHMAN Emil	3/7	43	1/3		0/1	2/3				1		
11	MAURIN Felipe	2/6	33	0/3	0/1	1/1			1/1			1	
12	BARRIENTOS Felipe												
13	ARAYA Guillermo	1/1	100		1/1								
14	MIHOVLOVICH PEREZ Felipe	1/1	100	1/1						1	1		
15	LAGOMARSINO Sebastian	1/2	50		0/1			1/1					
	Bench/Team												
	Totals	18/38	47	5/17	6/10	1/2	3/5	2/3	1/1	3	5	1	

Goalkeepers		Saves							
No.	Name	S/S	%	6m	Wing	9m	7m	FB	BT
1	HIGUERA GUAJARDO Gaston	2/19	11	1/4	1/5	0/3	0/3	0/3	0/1
12	BARRIENTOS Felipe	4/27	15	1/3	0/5	1/8	1/2	1/5	0/4
	Totals	6/46	13	2/7	1/10	1/11	1/5	1/8	0/5

RUNNING SCORE

CUB - CHI

1st Half

DIAZ DE ARMAS R.	1 (5) 0
TOMACEN CARMONA Y.	2 (5) 0
TURINO NOA R.	3 (7) 0
	3 (8) 1 JOFRE N.
	3 (10) 2 KASSIS SATORRE F.
FONSECA ALEAGA D.	4 (10) 2
CORZO G.	5 (11) 2
FONSECA ALEAGA D.	6 (12) 2
	6 (13) 3 FEUTCHMAN E.
MARTI DIAZ E.	7 (16) 3
PAVAN LOPEZ J.	8 (17) 3
	8 (19) 4 MAURIN F.
PAVAN LOPEZ J.	9 (20) 4
	9 (20) 5 FEUTCHMAN E.
CORZO G.	10 (21) 5
	10 (21) 6 MAURIN F.
FONSECA ALEAGA D.	11 (22) 6
TURINO NOA R.	12 (23) 6
FONSECA ALEAGA D.	13 (23) 6
	13 (24) 7 JOFRE N.
FONSECA ALEAGA D.	14 (24) 7
DIAZ DE ARMAS R.	15 (25) 7
	15 (27) 8 LAGOMARSINO S.
FONSECA ALEAGA D.	16 (27) 8
	16 (27) 9 SALINAS MUNOZ R.
TURINO NOA R.	17 (29) 9
CORZO G.	18 (30) 9

2nd Half

CORZO G.	19 (2) 9
TOMACEN CARMONA Y.	20 (3) 9
CAROL MARZO F.	21 (4) 9
PAVAN LOPEZ J.	22 (5) 9
PAVAN LOPEZ J.	23 (7) 9
	23 (8) 10 MARTINEZ P.
TOMACEN CARMONA Y.	24 (9) 10
CAROL MARZO F.	25 (11) 10
PAVAN LOPEZ J.	26 (12) 10
FERNANDEZ LESCAYLLI D.	27 (13) 10
PAVAN LOPEZ J.	28 (16) 10
	28 (16) 11 KASSIS SATORRE F.
	28 (17) 12 ARAYA G.
CAROL MARZO F.	29 (18) 12
	29 (18) 13 SALINAS MUNOZ R.
CORZO G.	30 (19) 13
AMADOR SALINAS D.	31 (19) 13
CAROL MARZO F.	32 (20) 13
	32 (21) 14 MIHOVLOVICH PEREZ F.
TOMACEN CARMONA Y.	33 (21) 14
TOMACEN CARMONA Y.	34 (22) 14
	34 (22) 15 FEUTCHMAN E.
CORZO G.	35 (23) 15
CAROL MARZO F.	36 (23) 15
	36 (24) 16 BAEZA GONZALEZ P.
PAVAN LOPEZ J.	37 (25) 16
	37 (27) 17 CHACANA F.
AMADOR SALINAS D.	38 (28) 17
AMADOR SALINAS D.	39 (29) 17
	39 (30) 18 SALINAS MUNOZ R.
AMADOR SALINAS D.	40 (30) 18

LEGEND

G/S	Goals / Shots	6m	6-metre Shots	Wing	Wing Shots	EX	Exclusions	BT	Breakthroughs
S/S	Saves / Shots	7m	7-metre Shots	YC	Yellow Cards	2Min	2 Minute Suspensions	FB	Fast Breaks
%	Efficiency	9m	9-metre Shots	RC	Red Cards	+	2 Minute + 2 Minute Suspensions		

Match Team Statistics

Estadística del equipo por partido / Estatística da Equipe na partida

CORRECTED

CUB 40 - 18 CHI

(18 - 9) (22 - 9)

Referee: ADJEMIAN T. (ARG) / GOTZ M. (ARG)

CUB - Cuba

Players		Shots								Offence		Defence		Penalties			TP	
No.	Name	G/S	%	6m	Wing	9m	7m	FB	BT	AS	TF	ST	BS	YC	2Min	RC		EX
1	QUINTANA BRAVO Alfredo																	10:44
2	TURINO NOA Raifer	3/3	100		3/3						1			1				37:27
3	CORZO Guillermo	6/8	75	1/1		0/1	2/3	2/2	1/1	6	2	2						46:54
4	MARTI DIAZ Edgard	1/1	100		1/1					1						1		21:43
5	DIAZ de ARMAS Randy	2/5	40	0/1	0/1	1/2		1/1		4	2	1			1			43:28
6	FONSECA ALEAGA Denip	6/6	100	2/2		2/2			2/2	1					1			30:59
7	FERNANDEZ LESCAYLLI Denis Enyer	1/1	100		1/1						1				2			22:33
10	PAVAN LOPEZ Jorge Luis	7/9	78		1/1	4/6	2/2			2	4	2						57:36
11	PAZ MARQUEZ Ariel																	
12	IGLESIAS POVEA Misael									1	2	1						41:27
13	CAROL MARZO Frankis	5/6	83	1/1	0/1	3/3			1/1	2		1						27:03
14	TOMACEN CARMONA Yinkelly	5/9	56	0/1	2/4			3/4		1	1	1		1	1			43:16
15	AMADOR SALINAS Daymaro	4/4	100	1/1	1/1			1/1	1/1	1		1						27:01
16	VALDES LUIS Eurelbis																1	9:49
	Bench/Team																	
	Totals	40/52	77	5/7	9/13	10/14	4/5	7/8	5/5	19	13	9		2	5	2		

Goalkeepers		Total Shots		6m Shots		Wing Shots		9m Shots		7m Shots		Fast Breaks		Breakthroughs	
No.	Name	S/S	%	S/S	%	S/S	%	S/S	%	S/S	%	S/S	%	S/S	%
1	QUINTANA BRAVO Alfredo	2/6	33	2/2	100	0/3	0			0/1	0				
12	IGLESIAS POVEA Misael	7/20	35	3/8	38	3/5	60	1/2	50	0/2	0	0/2	0	0/1	0
16	VALDES LUIS Eurelbis	3/4	75	2/2	100	1/2	50								
	Totals	12/30	40	7/12	58	4/10	40	1/2	50	0/3	0	0/2	0	0/1	0

Team Shots	Goals	Saves	Missed	Post	Blocked	Total	%
6m Shots	5	2				7	71
Wing Shots	9	1	1	2		13	69
9m Shots	10	1	3			14	71
7m Shots	4	1			n/a	5	80
Fast Breaks	7	1				8	88
Breakthroughs	5					5	100
Totals	40	6	4	2		52	77

Number of Attacks: 65, Scoring Efficiency: 62%

Match Team Statistics

Estadística del equipo por partido / Estatística da Equipe na partida

CORRECTED

CUB 40 - 18 CHI

(18 - 9) (22 - 9)

Referee: ADJEMIAN T. (ARG) / GOTZ M. (ARG)

CHI - Chile

Players		Shots								Offence		Defence		Penalties			TP	
No.	Name	G/S	%	6m	Wing	9m	7m	FB	BT	AS	TF	ST	BS	YC	2Min	RC		EX
1	HIGUERA GUAJARDO Gaston																	22:43
2	MARTINEZ Patricio	1/4	25	0/1	1/2		0/1			1	2			1	1			32:31
3	CHACANA Francisco	1/2	50		1/1			0/1							1			25:40
4	BAEZA GONZALEZ Pablo	1/1	100		1/1						1							9:18
5	JOFRE Nicolas	2/4	50	1/3				1/1		2	4							49:28
6	SALINAS MUNOZ Rodrigo	3/7	43	2/5	1/2					1		1		1				37:26
7	CORNEJO Rodolfo										1				1			10:09
9	KASSIS SATORRE Fuad	2/3	67	0/1	1/1		1/1			3	5							43:28
10	FEUTCHMAN Emil	3/7	43	1/3		0/1	2/3			1	7	1			1			42:13
11	MAURIN Felipe	2/6	33	0/3	0/1	1/1			1/1	1	5					1		37:19
12	BARRIENTOS Felipe										1							37:17
13	ARAYA Guillermo	1/1	100		1/1						2							13:22
14	MIHOVILOVICH PEREZ Felipe	1/1	100	1/1							1			1	1			43:38
15	LAGOMARSINO Sebastian	1/2	50		0/1			1/1			2							15:28
Bench/Team																		
Totals		18/38	47	5/17	6/10	1/2	3/5	2/3	1/1	9	31	2		3	5	1		

Goalkeepers		Total Shots		6m Shots		Wing Shots		9m Shots		7m Shots		Fast Breaks		Breakthroughs	
No.	Name	S/S	%	S/S	%	S/S	%	S/S	%	S/S	%	S/S	%	S/S	%
1	HIGUERA GUAJARDO Gaston	2/19	11	1/4	25	1/5	20	0/3	0	0/3	0	0/3	0	0/1	0
12	BARRIENTOS Felipe	4/27	15	1/3	33	0/5	0	1/8	13	1/2	50	1/5	20	0/4	0
Totals		6/46	13	2/7	29	1/10	10	1/11	9	1/5	20	1/8	13	0/5	0

Team Shots	Goals	Saves	Missed	Post	Blocked	Total	%
6m Shots	5	7	2	1	2	17	29
Wing Shots	6	4				10	60
9m Shots	1	1				2	50
7m Shots	3			2	n/a	5	60
Fast Breaks	2		1			3	67
Breakthroughs	1					1	100
Totals	18	12	3	3	2	38	47

Number of Attacks: 65, Scoring Efficiency: 28%

Match Team Statistics

Estadística del equipo por partido / Estatística da Equipe na partida

CORRECTED

CUB 40 - 18 CHI

(18 - 9) (22 - 9)

Referee: ADJEMIAN T. (ARG) / GOTZ M. (ARG)

CHI - Chile

Shots Distribution

Players

Goals / Shots

2 MARTINEZ P.	3 CHACANA F.	4 BAEZA GONZALEZ P.	5 JOFRE N.	6 SALINAS MUNOZ R.	7 CORNEJO R.	9 KASSIS SATORRE F.
1/1	1/1	1/1	1/1	1/1	1/1	1/1
1-Post	1-Missed		1-Blocked	1-Blocked		

10 FEUTCHMAN E.	11 MAURIN F.	13 ARAYA G.	14 MIHOVLOVICH PEREZ F.	15 LAGOMARSINO S.
0/1	0/1	1/1	1/1	0/1
2-Post	2-Missed			

Team

Offence

Defence

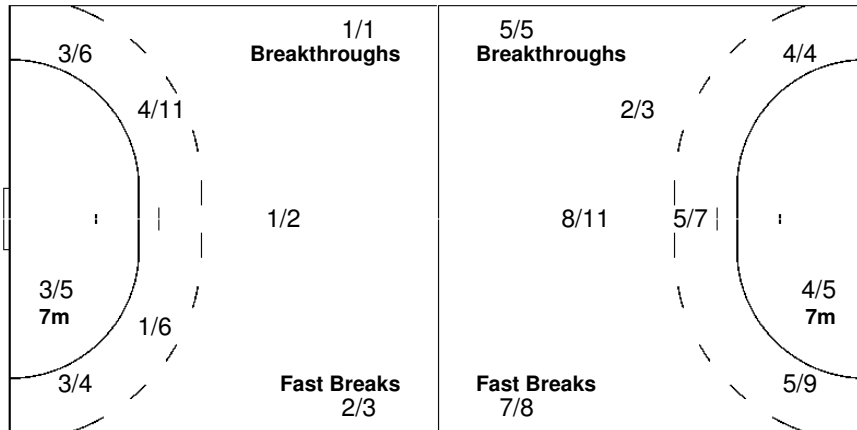
Goalkeepers

Goals / Shots

Saves / Shots

1/1	1/1	1/1
1/7		2/4
2/2	5/5	5/6

3-Missed 3-Post 2-Blocked



0/1	1/7	1/11
2/7	1/2	0/4
0/5	0/3	0/5

1 HIGUERA GUAJARDO G.

	0/4	0/4
1/4		0/3
0/1		0/2

12 BARRIENTOS F.

0/1	1/3	1/7
1/3	1/2	0/1
0/4	0/3	0/3

LEGEND			
G/S	Goals / Shots	%	Efficiency
S/S	Saves / Shots	Wing	Wing Shots
AS	Assists	TF	Technical Faults
YC	Yellow Cards	RC	Red Cards
+	2 Minute + 2 Minute Suspensions		
6m	6-metre Shots	7m	7-metre Shots
FB	Fast Breaks	BT	Breakthroughs
ST	Steals	BS	Blocked Shots
n/a	not applicable	2Min	2 Minute Suspensions
		9m	9-metre Shots
		EX	Exclusions
		TP	Time Played

Results

Resultados / Resultados

ARG 35 - 16 URU

(16 - 7) (19 - 9)

Referee: VALDOVINO L. (MEX) / PEREZ E. (PUR)

RUNNING SCORE

ARG - URU

ARG - Argentina

No.	Name	Shots								Penalties				
		G/S	%	6m	Wing	9m	7m	FB	BT	YC	2Min	RC	EX	
2	CREVATIN Sergio Pablo	2/3	67	2/3										
3	PIZARRO Federico	4/7	57		0/2		1/2	3/3						
5	LIMA Matias Martin	6/8	75	1/1	0/1	3/3		1/2	1/1					
6	CASTRO Mariano Agustin	2/4	50	0/1	0/1				2/2					
7	FERRO Maximiliano	3/4	75	1/1	1/2			1/1						
8	CARRARA Alejo Juan	2/4	50		0/2	1/1		1/1			2			
9	QUERIN Leonardo Facundo	3/3	100	1/1	1/1	1/1				1				
10	CIVELLI Bruno	3/5	60			2/4			1/1					
11	TORRES Facundo	5/8	63	1/1	2/5	1/1		1/1						
12	GARCIA Fernando													
13	la ROSA Emiliano	2/2	100		1/1		1/1							
15	CAROU Gonzalo Matias	1/1	100		1/1									
16	PARDALES German Alejandro													
17	MIGUELES Damian Emmanuel	2/3	67		0/1	1/1		1/1		1	1			
Bench/Team														
Totals		35/52	67	6/8	6/17	9/11	2/3	8/9	4/4	2	4			

No.	Name	Saves							
		S/S	%	6m	Wing	9m	7m	FB	BT
12	GARCIA Fernando	7/14	50	4/8	2/2	0/1		1/3	
16	PARDALES German Alejandro	8/17	47	2/6	4/6		1/1	1/3	0/1
Totals		15/31	48	6/14	6/8	0/1	1/1	2/6	0/1

URU - Uruguay

No.	Name	Shots								Penalties				
		G/S	%	6m	Wing	9m	7m	FB	BT	YC	2Min	RC	EX	
2	POGGIO GIUBBANI Pablo Ezequiel	1/4	25	0/1	1/2			0/1						
3	CARO SPALLA Pablo	0/3	0	0/1	0/2									
5	MALFATTI CUNHAR Maximiliano	2/3	67	2/3						1				
8	MONTES GOITIA Pablo Andres	0/1	0	0/1										
9	FABRA GENTILE Nicolas Gonzalo	2/4	50	1/2			0/1		1/1					
10	NOVERI HORTA Sebastian	1/2	50	1/1				0/1						
11	MARROCHI ONGAY Pablo Miguel	6/9	67	3/5	0/1	1/1		2/2		1				
12	PINTOS QUINTANA Carlos Gabriel	0/1	0			0/1								
13	GRATADOUX TANCREDI Maximiliano	1/1	100	1/1						1	1			
14	GAMBA CONFORTE Gonzalo	0/1	0	0/1							2			
15	BERNAL AGARE Rodrigo	0/1	0					0/1			1			
16	SUBERBIELE BARBIERI Luis Eduardo													
18	SPANENBERG TORRE Gabriel	1/4	25	0/3				1/1		1				
19	WENZEL SCASSO Hermann Gustavo	2/6	33	0/1	1/3			1/2						
Bench/Team														
Totals		16/40	40	8/20	2/8	1/2	0/1	4/8	1/1	3	5			

No.	Name	Saves							
		S/S	%	6m	Wing	9m	7m	FB	BT
12	PINTOS QUINTANA Carlos Gabriel	6/28	21	1/6	4/7	0/6	0/2	1/5	0/2
16	SUBERBIELE BARBIERI Luis Eduardo	2/15	13	0/1	1/4	0/3	1/1	0/4	0/2
Totals		8/43	19	1/7	5/11	0/9	1/3	1/9	0/4

1st Half	
CIVELLI B.	1 (4) 0
QUERIN L.	2 (5) 0
QUERIN L.	2 (7) 1
QUERIN L.	3 (8) 1
QUERIN L.	3 (9) 2
PIZARRO F.	4 (11) 2
CREVATIN S.	5 (12) 2
CREVATIN S.	5 (12) 3
CREVATIN S.	5 (14) 4
CIVELLI B.	6 (16) 4
CREVATIN S.	7 (16) 4
TORRES F.	8 (18) 4
TORRES F.	9 (20) 4
TORRES F.	9 (21) 5
LA ROSA E.	10 (22) 5
LA ROSA E.	10 (23) 6
QUERIN L.	11 (24) 6
TORRES F.	12 (25) 6
CIVELLI B.	13 (26) 6
CIVELLI B.	13 (27) 7
CIVELLI B.	13 (28) 7
CASTRO M.	14 (28) 7
TORRES F.	15 (29) 7
TORRES F.	16 (30) 7
2nd Half	
PIZARRO F.	17 (1) 7
CARRARA A.	18 (2) 7
CASTRO M.	19 (3) 7
CASTRO M.	19 (4) 8
CARRARA A.	20 (4) 8
CARRARA A.	20 (6) 9
CARRARA A.	20 (7) 10
PIZARRO F.	21 (9) 10
MIGUELES D.	22 (10) 10
MIGUELES D.	22 (10) 11
FERRO M.	23 (12) 11
PIZARRO F.	24 (12) 11
MIGUELES D.	25 (13) 11
MIGUELES D.	25 (14) 12
NOVERI HORTA S.	25 (14) 12
FERRO M.	26 (16) 12
CAROU G.	27 (17) 12
FERRO M.	28 (18) 12
FERRO M.	28 (21) 13
WENZEL SCASSO H.	28 (21) 13
LIMA M.	29 (22) 13
LIMA M.	29 (23) 14
LIMA M.	29 (23) 15
LIMA M.	29 (23) 15
LIMA M.	30 (24) 15
LIMA M.	31 (25) 15
LIMA M.	32 (27) 15
LIMA M.	33 (28) 15
LA ROSA E.	34 (29) 15
LIMA M.	35 (30) 15
LIMA M.	35 (30) 16

LEGEND

G/S	Goals / Shots	6m	6-metre Shots	Wing	Wing Shots	EX	Exclusions	BT	Breakthroughs
S/S	Saves / Shots	7m	7-metre Shots	YC	Yellow Cards	2Min	2 Minute Suspensions	FB	Fast Breaks
%	Efficiency	9m	9-metre Shots	RC	Red Cards	+	2 Minute + 2 Minute Suspensions		

Match Team Statistics

Estadística del equipo por partido / Estatística da Equipe na partida

ARG 35 - 16 URU

(16 - 7) (19 - 9)

Referee: VALDOVINO L. (MEX) / PEREZ E. (PUR)

ARG - Argentina

Players		Shots								Offence		Defence		Penalties			TP	
No.	Name	G/S	%	6m	Wing	9m	7m	FB	BT	AS	TF	ST	BS	YC	2Min	RC		EX
2	CREVATIN Sergio Pablo	2/3	67	2/3							1				1			41:31
3	PIZARRO Federico	4/7	57		0/2		1/2	3/3		1								27:14
5	LIMA Matias Martin	6/8	75	1/1	0/1	3/3		1/2	1/1		2	5						37:38
6	CASTRO Mariano Agustin	2/4	50	0/1	0/1				2/2			1						12:38
7	FERRO Maximiliano	3/4	75	1/1	1/2			1/1		1								29:38
8	CARRARA Alejo Juan	2/4	50		0/2	1/1		1/1		4	2	1				2		29:53
9	QUERIN Leonardo Facundo	3/3	100	1/1	1/1	1/1				2	2			1				30:13
10	CIVELLI Bruno	3/5	60			2/4			1/1	3	2							30:40
11	TORRES Facundo	5/8	63	1/1	2/5	1/1		1/1			3							30:00
12	GARCIA Fernando									1								30:00
13	la ROSA Emiliano	2/2	100		1/1		1/1					2						33:04
15	CAROU Gonzalo Matias	1/1	100		1/1							1						27:31
16	PARDALES German Alejandro																	30:00
17	MIGUELES Damian Emmanuel	2/3	67		0/1	1/1		1/1		2		2		1	1			30:00
Bench/Team																		
Totals		35/52	67	6/8	6/17	9/11	2/3	8/9	4/4	14	13	12		2	4			

Goalkeepers		Total Shots		6m Shots		Wing Shots		9m Shots		7m Shots		Fast Breaks		Breakthroughs	
No.	Name	S/S	%	S/S	%	S/S	%	S/S	%	S/S	%	S/S	%	S/S	%
12	GARCIA Fernando	7/14	50	4/8	50	2/2	100	0/1	0			1/3	33		
16	PARDALES German Alejandro	8/17	47	2/6	33	4/6	67			1/1	100	1/3	33	0/1	0
Totals		15/31	48	6/14	43	6/8	75	0/1	0	1/1	100	2/6	33	0/1	0

Team Shots	Goals	Saves	Missed	Post	Blocked	Total	%
6m Shots	6	1	1			8	75
Wing Shots	6	5	3	3		17	35
9m Shots	9		1	1		11	82
7m Shots	2	1			n/a	3	67
Fast Breaks	8	1				9	89
Breakthroughs	4					4	100
Totals	35	8	5	4		52	67

Number of Attacks: 62, Scoring Efficiency: 56%

Match Team Statistics

Estadística del equipo por partido / Estatística da Equipe na partida

ARG 35 - 16 URU

(16 - 7) (19 - 9)

Referee: VALDOVINO L. (MEX) / PEREZ E. (PUR)

ARG - Argentina

Shots Distribution

Players

Goals / Shots

2 CREVATIN S.	3 PIZARRO F.	5 LIMA M.	6 CASTRO M.	7 FERRO M.	8 CARRARA A.	9 QUERIN L.
1/1	0/1 1/1 1/1	1/2 3/3	0/2	1/1 1/1	0/1 2/2	1/1 1/1
1/1	1/1	2/2	1/1 1/1			

1-Missed

1-Missed

1-Post

10 CIVELLI B.	11 TORRES F.	13 LA ROSA E.	15 CAROU G.	17 MIGUELES D.
1/1	1/1 1/1	1/1 1/1	1/1	1/1 1/1
2/2	1/1 1/1 1/1			

1-Missed 1-Post

1-Missed 2-Post

1-Missed

Team

Offence

Defence

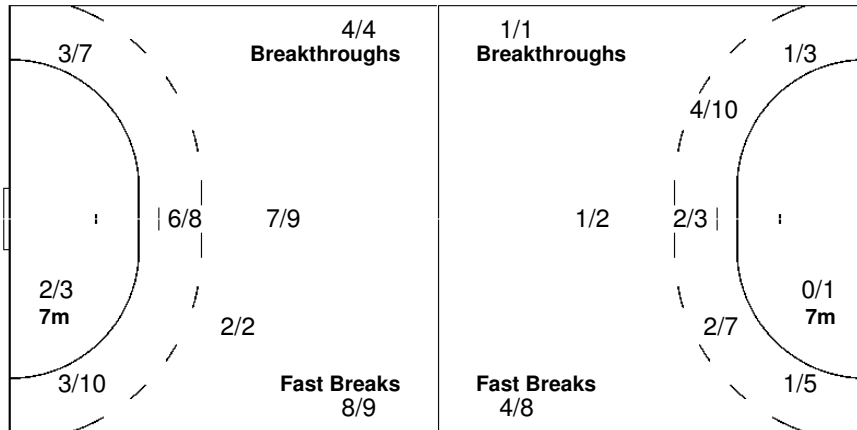
Goalkeepers

Goals / Shots

Saves / Shots

1/2	6/6	4/4
8/13	1/2	3/4
4/4	6/6	1/1

5-Missed 4-Post



		2/6
7/8	2/2	2/3
0/5	2/3	0/4

12 GARCIA F.

		2/6
3/3	1/1	1/1
		0/3

16 PARDALES G.

4/5	1/1	1/2
0/5	2/3	0/1

Match Team Statistics

Estadística del equipo por partido / Estatística da Equipe na partida

ARG 35 - 16 URU

(16 - 7) (19 - 9)

Referee: VALDOVINO L. (MEX) / PEREZ E. (PUR)

URU - Uruguay

Players		Shots								Offence		Defence		Penalties			TP	
No.	Name	G/S	%	6m	Wing	9m	7m	FB	BT	AS	TF	ST	BS	YC	2Min	RC		EX
2	POGGIO GIUBBANI Pablo Ezequiel	1/4	25	0/1	1/2			0/1		2	2	1						25:56
3	CARO SPALLA Pablo	0/3	0	0/1	0/2					1	2							15:04
5	MALFATTI CUNHAR Maximiliano	2/3	67	2/3										1				26:02
8	MONTES GOITIA Pablo Andres	0/1	0	0/1							1							15:17
9	FABRA GENTILE Nicolas Gonzalo	2/4	50	1/2			0/1		1/1		4							22:15
10	NOVERI HORTA Sebastian	1/2	50	1/1				0/1			1	1						22:01
11	MARROCHI ONGAY Pablo Miguel	6/9	67	3/5	0/1	1/1		2/2		1	3	2			1			40:56
12	PINTOS QUINTANA Carlos Gabriel	0/1	0			0/1					2							39:55
13	GRATADOUX TANCREDI Maximiliano	1/1	100	1/1						1				1	1			33:30
14	GAMBA CONFORTE Gonzalo	0/1	0	0/1						4	7	2			2			41:17
15	BERNAL AGARE Rodrigo	0/1	0					0/1			1	2			1			30:26
16	SUBERBIELLE BARBIERI Luis Euardo									1	1							20:05
18	SPANGENBERG TORRE Gabriel	1/4	25	0/3				1/1			4			1				42:06
19	WENZEL SCASSO Hermann Gustavo	2/6	33	0/1	1/3			1/2		1								45:10
Bench/Team																		
Totals		16/40	40	8/20	2/8	1/2	0/1	4/8	1/1	11	28	8		3	5			

Goalkeepers		Total Shots		6m Shots		Wing Shots		9m Shots		7m Shots		Fast Breaks		Breakthroughs	
No.	Name	S/S	%	S/S	%	S/S	%	S/S	%	S/S	%	S/S	%	S/S	%
12	PINTOS QUINTANA Carlos Gabriel	6/28	21	1/6	17	4/7	57	0/6	0	0/2	0	1/5	20	0/2	0
16	SUBERBIELLE BARBIERI Luis Euardo	2/15	13	0/1	0	1/4	25	0/3	0	1/1	100	0/4	0	0/2	0
Totals		8/43	19	1/7	14	5/11	45	0/9	0	1/3	33	1/9	11	0/4	0

Team Shots	Goals	Saves	Missed	Post	Blocked	Total	%
6m Shots	8	6	2	1	3	20	40
Wing Shots	2	6				8	25
9m Shots	1		1			2	50
7m Shots		1			n/a	1	0
Fast Breaks	4	2	1	1		8	50
Breakthroughs	1					1	100
Totals	16	15	4	2	3	40	40

Number of Attacks: 62, Scoring Efficiency: 26%



Riocentro - Pavilion 3B
 Riocentro Pabellón 3B
 Riocentro Pavilhão 3B

16 JUL 2007
 22:00

Handball
 Balonmano / Handebol

Men
 Hombres / Senhores

Preliminaries - Group A
 Preliminares - Grupo A / Preliminares - Grupo A

Match No: 08

Match Team Statistics

Estadística del equipo por partido / Estatística da Equipe na partida

ARG 35 - 16 URU

(16 - 7) (19 - 9)

Referee: VALDOVINO L. (MEX) / PEREZ E. (PUR)

URU - Uruguay

Shots Distribution

Players
Goals / Shots

2 POGGIO GIUBBANI P.	3 CARO SPALLA P.	5 MALFATTI CUNHAR M.	8 MONTES GOITIA P.	9 FABRA GENTILE N.	10 NOVERI HORTA S.	11 MARROCHI ONGAY P.
0/1 0/2 1/1	0/2	0/1 1/1		1/1 0/1	0/1 1/1	1/1 0/1 2/2
	1-Blocked		1-Missed	1-Post		1-Blocked

13 GRATADOUX TANCREDI M.	14 GAMBA CONFORTE G.	15 BERNAL AGARE R.	18 SPANGENBERG TORRE G.	19 WENZEL SCASSO H.
1/1	0/1		0/1 0/1 1/1	0/2 2/2
	1-Missed		1-Blocked	1-Missed 1-Post

Team

Offence

Defence

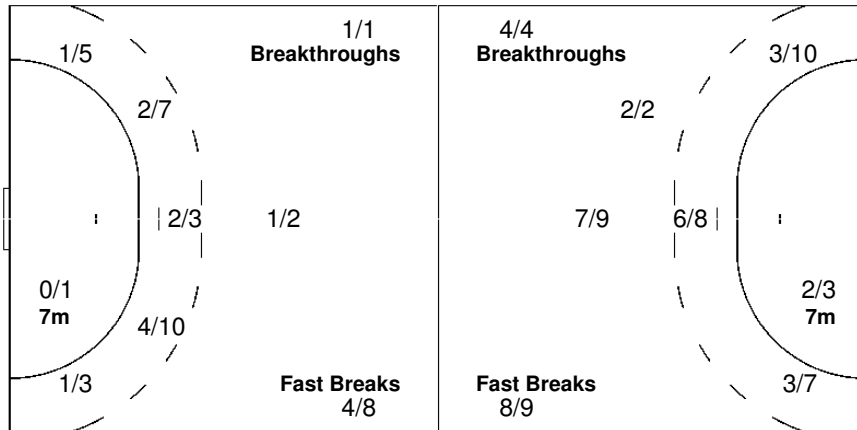
Goalkeepers

Goals / Shots

Saves / Shots

		4/6
1/8	0/2	1/3
5/5	1/3	4/4

4-Missed 2-Post 3-Blocked



1/2	0/6	0/4
5/13	1/2	1/4
0/4	0/6	0/1

12 PINTOS QUINTANA C.

1/2	0/5	0/2
3/9	1/1	1/2
0/2	0/4	

16 SUBERBIELLE BARBIERI L.

	0/1	0/2
2/4	0/1	0/2
0/2	0/2	0/1

LEGEND

G/S Goals / Shots	% Efficiency	6m 6-metre Shots	7m 7-metre Shots	9m 9-metre Shots
S/S Saves / Shots	Wing Wing Shots	FB Fast Breaks	BT Breakthroughs	EX Exclusions
AS Assists	TF Technical Faults	ST Steals	BS Blocked Shots	TP Time Played
YC Yellow Cards	RC Red Cards	n/a not applicable	2Min 2 Minute Suspensions	
+ 2 Minute + 2 Minute Suspensions				

Results

Resultados / Resultados

CAN 20 - 29 CHI

(12 - 12) (8 - 17)

Referee: VALDOVINOS L. (MEX) / PEREZ E. (PUR)

RUNNING SCORE

CAN - CHI

CAN - Canada

No.	Name	Shots								Penalties				
		G/S	%	6m	Wing	9m	7m	FB	BT	YC	2Min	RC	EX	
1	LEDUC Jonathan													
2	BESSETTE Geoffroy	6/8	75		4/5	1/2		1/1			1			
4	PELLETIER Marcelin	0/1	0	0/1							1			
5	DEVLIN Dan	1/2	50		1/2									
6	TODOSIC Andrej	1/2	50		1/2									
7	PION Alexandre	1/1	100					1/1		1				
8	PELLERIN Luc									1	2			
9	BOULET Hugo	1/3	33	0/1		1/2								
10	FYFE Sebastien	3/4	75		2/3		1/1							
12	HOMSY Ryan													
13	GODIN Maxime	3/7	43	1/2		0/3			2/2					
14	TAYLOR Mike													
15	BERTRAND Alexis	4/11	36			3/9			1/2	1	1			
16	LEVESQUE Vincent													
	Bench/Team													
	Totals	20/39	51	1/4	8/12	5/16	1/1	2/2	3/4	3	5			

No.	Name	Saves							
		S/S	%	6m	Wing	9m	7m	FB	BT
1	LEDUC Jonathan	7/23	30	2/5	1/2	3/7	0/1	0/1	1/7
12	HOMSY Ryan	4/16	25	0/1	0/3	2/3	0/2		2/7
16	LEVESQUE Vincent	0/1	0			0/1			
	Totals	11/40	28	2/6	1/5	5/10	0/4	0/1	3/14

CHI - Chile

No.	Name	Shots								Penalties				
		G/S	%	6m	Wing	9m	7m	FB	BT	YC	2Min	RC	EX	
1	HIGUERA GUAJARDO Gaston													
2	MARTINEZ Patricio	7/10	70	1/1	0/1	1/2			5/6					
3	CHACANA Francisco	0/3	0	0/2	0/1									
4	BAEZA GONZALEZ Pablo	1/1	100		1/1									
5	JOFRE Nicolas	4/5	80			1/1			3/4					
6	SALINAS MUNOZ Rodrigo	5/5	100		3/3	1/1		1/1		1				
7	CORNEJO Rodolfo										1			
9	KASSIS SATORRE Fuad													
10	FEUTCHMAN Emil	11/18	61	2/2		2/6	4/5		3/5					
12	BARRIENTOS Felipe													
13	ARAYA Guillermo													
14	MIHOVLOVICH PEREZ Felipe	1/1	100	1/1						1	1			
15	LAGOMARSINO Sebastian													
	Bench/Team													
	Totals	29/43	67	4/6	4/6	5/10	4/5	1/1	11/15	2	2			

No.	Name	Saves							
		S/S	%	6m	Wing	9m	7m	FB	BT
1	HIGUERA GUAJARDO Gaston								
12	BARRIENTOS Felipe	13/33	39	2/3	3/11	7/12	0/1	0/2	1/4
	Totals	13/33	39	2/3	3/11	7/12	0/1	0/2	1/4

1st Half

BESSETTE G.	1 (2) 0	
	1 (4) 1	FEUTCHMAN E.
	1 (6) 2	JOFRE N.
FYFE S.	2 (9) 2	
	2 (9) 3	JOFRE N.
BESSETTE G.	3 (10) 3	
	3 (10) 4	FEUTCHMAN E.
	3 (12) 5	MARTINEZ P.
FYFE S.	4 (13) 5	
BESSETTE G.	5 (14) 5	
	5 (15) 6	FEUTCHMAN E.
BOULET H.	6 (15) 6	
	6 (16) 7	FEUTCHMAN E.
	6 (18) 8	MIHOVLOVICH PEREZ F.
BESSETTE G.	7 (20) 8	
FYFE S.	8 (21) 8	
GODIN M.	9 (22) 8	
BESSETTE G.	10 (23) 8	
PION A.	11 (26) 8	
	11 (27) 9	MARTINEZ P.
	11 (27) 10	FEUTCHMAN E.
	11 (29) 11	FEUTCHMAN E.
GODIN M.	12 (30) 11	
	12 (30) 12	MARTINEZ P.

2nd Half

GODIN M.	13 (3) 12	
	13 (4) 13	MARTINEZ P.
	13 (4) 14	FEUTCHMAN E.
	13 (5) 15	FEUTCHMAN E.
	13 (6) 16	SALINAS MUNOZ R.
	13 (7) 17	SALINAS MUNOZ R.
DEVLIN D.	14 (8) 17	
	14 (8) 18	FEUTCHMAN E.
BERTRAND A.	15 (9) 18	
	15 (10) 19	SALINAS MUNOZ R.
TODOSIC A.	16 (12) 19	
BERTRAND A.	17 (13) 19	
BESSETTE G.	18 (15) 19	
	18 (16) 20	MARTINEZ P.
	18 (17) 21	JOFRE N.
	18 (18) 22	SALINAS MUNOZ R.
	18 (19) 23	FEUTCHMAN E.
	18 (20) 24	SALINAS MUNOZ R.
BERTRAND A.	19 (21) 24	
	19 (24) 25	MARTINEZ P.
	19 (25) 26	MARTINEZ P.
	19 (27) 27	FEUTCHMAN E.
	19 (28) 28	JOFRE N.
BERTRAND A.	20 (29) 28	
	20 (29) 29	BAEZA GONZALEZ P.

LEGEND

G/S	Goals / Shots	6m	6-metre Shots	Wing	Wing Shots	EX	Exclusions	BT	Breakthroughs
S/S	Saves / Shots	7m	7-metre Shots	YC	Yellow Cards	2Min	2 Minute Suspensions	FB	Fast Breaks
%	Efficiency	9m	9-metre Shots	RC	Red Cards	+	2 Minute + 2 Minute Suspensions		

Match Team Statistics

Estadística del equipo por partido / Estatística da Equipe na partida

CAN 20 - 29 CHI

(12 - 12) (8 - 17)

Referee: VALDOVINOS L. (MEX) / PEREZ E. (PUR)

CAN - Canada

Players		Shots								Offence		Defence		Penalties			TP	
No.	Name	G/S	%	6m	Wing	9m	7m	FB	BT	AS	TF	ST	BS	YC	2Min	RC		EX
1	LEDUC Jonathan																	32:52
2	BESSETTE Geoffroy	6/8	75		4/5	1/2		1/1		4	2				1			57:51
4	PELLETIER Marcelin	0/1	0	0/1						1	1	1			1			16:08
5	DEVLIN Dan	1/2	50		1/2						2							15:20
6	TODOSIC Andrej	1/2	50		1/2						1							20:25
7	PION Alexandre	1/1	100					1/1		1	1			1				37:56
8	PELLERIN Luc										1			1	2			19:55
9	BOULET Hugo	1/3	33	0/1		1/2					1							25:54
10	FYFE Sebastien	3/4	75		2/3		1/1			1		1						44:04
12	HOMSY Ryan																	26:57
13	GODIN Maxime	3/7	43	1/2		0/3			2/2	2	4	1						52:29
14	TAYLOR Mike																	15:11
15	BERTRAND Alexis	4/11	36			3/9			1/2	6	2			1	1			54:47
16	LEVESQUE Vincent																	0:11
	Bench/Team																	
	Totals	20/39	51	1/4	8/12	5/16	1/1	2/2	3/4	15	15	3		3	5			

Goalkeepers		Total Shots		6m Shots		Wing Shots		9m Shots		7m Shots		Fast Breaks		Breakthroughs	
No.	Name	S/S	%	S/S	%	S/S	%	S/S	%	S/S	%	S/S	%	S/S	%
1	LEDUC Jonathan	7/23	30	2/5	40	1/2	50	3/7	43	0/1	0	0/1	0	1/7	14
12	HOMSY Ryan	4/16	25	0/1	0	0/3	0	2/3	67	0/2	0			2/7	29
16	LEVESQUE Vincent	0/1	0							0/1	0				
	Totals	11/40	28	2/6	33	1/5	20	5/10	50	0/4	0	0/1	0	3/14	21

Team Shots	Goals	Saves	Missed	Post	Blocked	Total	%
6m Shots	1	2		1		4	25
Wing Shots	8	3		1		12	67
9m Shots	5	7	3	1		16	31
7m Shots	1				n/a	1	100
Fast Breaks	2					2	100
Breakthroughs	3	1				4	75
Totals	20	13	3	3		39	51

Number of Attacks: 50, Scoring Efficiency: 40%



Riocentro - Pavilion 3B
 Riocentro Pabellón 3B
 Riocentro Pavilhão 3B

18 JUL 2007
 14:00

Handball
 Balonmano / Handebol

Men
 Hombres / Senhores

Preliminaries - Group B
 Preliminares - Grupo B / Preliminares - Grupo B

Match No: 09

Match Team Statistics

Estadística del equipo por partido / Estatística da Equipe na partida

CAN 20 - 29 CHI

(12 - 12) (8 - 17)

Referee: VALDOVINOS L. (MEX) / PEREZ E. (PUR)

CAN - Canada

Shots Distribution

Players

Goals / Shots

2 BESSETTE G.	4 PELLETIER M.	5 DEVLIN D.	6 TODOSIC A.	7 PION A.	8 PELLERIN L.	9 BOULET H.
1/2 1/1 1/1	0/1	0/1	0/1	1/1		0/1 1/1
1/1 1/1 1/1		1/1	1/1	1/1		0/1 1/1

1-Missed

1-Missed

10 FYFE S.	13 GODIN M.	14 TAYLOR M.	15 BERTRAND A.
1/1	1/1		1/2 0/2 1/3
1/1 1/1	1/2 0/1 1/1		2/2

1-Post

2-Post

1-Missed

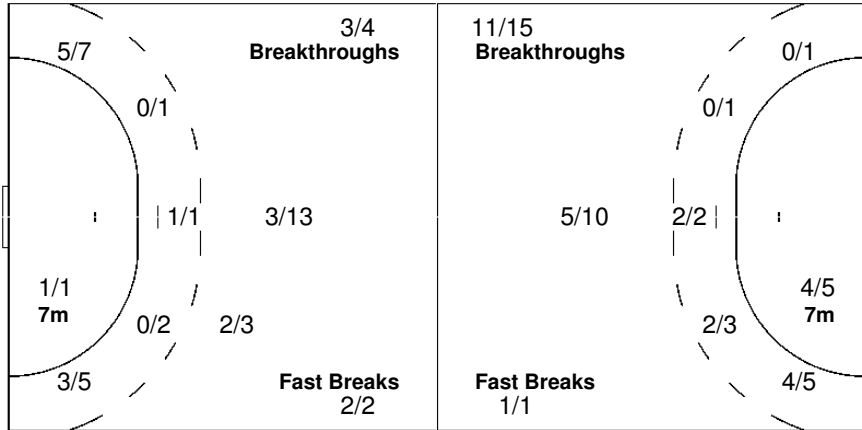
Team

Goals / Shots

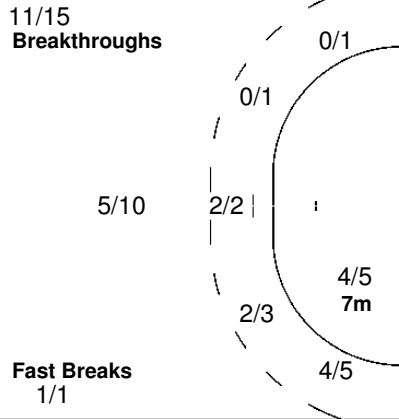
2/4	3/5	2/5
0/2		
5/7	2/3	6/6

3-Missed 3-Post

Offence



Defence



Goalkeepers

Saves / Shots

1/8	1/6	0/1
4/5		2/4
1/2	1/4	1/10

1 LEDUC J.

1/5	1/3	
3/4		1/2
1/1	0/1	0/7

12 HOMSY R.

0/3	0/3	0/1
1/1		1/2
	1/3	1/3

16 LEVESQUE V.

0/1		

Match Team Statistics

Estadística del equipo por partido / Estatística da Equipe na partida

CAN 20 - 29 CHI

(12 - 12) (8 - 17)

Referee: VALDOVINOS L. (MEX) / PEREZ E. (PUR)

CHI - Chile

Players		Shots								Offence		Defence		Penalties			TP	
No.	Name	G/S	%	6m	Wing	9m	7m	FB	BT	AS	TF	ST	BS	YC	2Min	RC		EX
1	HIGUERA GUAJARDO Gaston																	
2	MARTINEZ Patricio	7/10	70	1/1	0/1	1/2			5/6	11	2	3						57:00
3	CHACANA Francisco	0/3	0	0/2	0/1					1	2							43:02
4	BAEZA GONZALEZ Pablo	1/1	100		1/1													6:47
5	JOFRE Nicolas	4/5	80			1/1			3/4	6	1							49:48
6	SALINAS MUNOZ Rodrigo	5/5	100		3/3	1/1		1/1		1	2	2		1				56:13
7	CORNEJO Rodolfo														1			3:58
9	KASSIS SATORRE Fuad																	12:41
10	FEUTCHMAN Emil	11/18	61	2/2		2/6	4/5		3/5	7	4							37:37
12	BARRIENTOS Felipe																	60:00
13	ARAYA Guillermo											1						25:01
14	MIHOVILOVICH PEREZ Felipe	1/1	100	1/1						2	1	1		1	1			50:52
15	LAGOMARSINO Sebastian																	17:01
Bench/Team																		
Totals		29/43	67	4/6	4/6	5/10	4/5	1/1	11/15	28	12	7		2	2			

Goalkeepers		Total Shots		6m Shots		Wing Shots		9m Shots		7m Shots		Fast Breaks		Breakthroughs	
No.	Name	S/S	%	S/S	%	S/S	%	S/S	%	S/S	%	S/S	%	S/S	%
1	HIGUERA GUAJARDO Gaston														
12	BARRIENTOS Felipe	13/33	39	2/3	67	3/11	27	7/12	58	0/1	0	0/2	0	1/4	25
Totals		13/33	39	2/3	67	3/11	27	7/12	58	0/1	0	0/2	0	1/4	25

Team Shots	Goals	Saves	Missed	Post	Blocked	Total	%
6m Shots	4	2				6	67
Wing Shots	4	1		1		6	67
9m Shots	5	5				10	50
7m Shots	4			1	n/a	5	80
Fast Breaks	1					1	100
Breakthroughs	11	3	1			15	73
Totals	29	11	1	2		43	67

Number of Attacks: 50, Scoring Efficiency: 58%



Riocentro - Pavilion 3B
 Riocentro Pabellón 3B
 Riocentro Pavilhão 3B

18 JUL 2007
 14:00

Handball
 Balonmano / Handebol

Men
 Hombres / Senhores

Preliminaries - Group B
 Preliminares - Grupo B / Preliminares - Grupo B

Match No: 09

Match Team Statistics

Estadística del equipo por partido / Estatística da Equipe na partida

CAN 20 - 29 CHI

(12 - 12) (8 - 17)

Referee: VALDOVINOS L. (MEX) / PEREZ E. (PUR)

CHI - Chile

Shots Distribution

Players

Goals / Shots

2 MARTINEZ P.			3 CHACANA F.			4 BAEZA GONZALEZ P.			5 JOFRE N.			6 SALINAS MUNOZ R.			7 CORNEJO R.			9 KASSIS SATORRE F.		
1/1	3/3		0/1			1/1					1/1	3/3								
0/1		0/1	0/2								1/1									
	2/2	1/1									2/2		1/1	1/1						

1-Post

1-Missed

10 FEUTCHMAN E.			13 ARAYA G.			14 MIHOVLOVICH PEREZ F.			15 LAGOMARSINO S.		
2/2	2/3										
1/2		1/2									
1/2	0/1	4/5						1/1			

1-Post

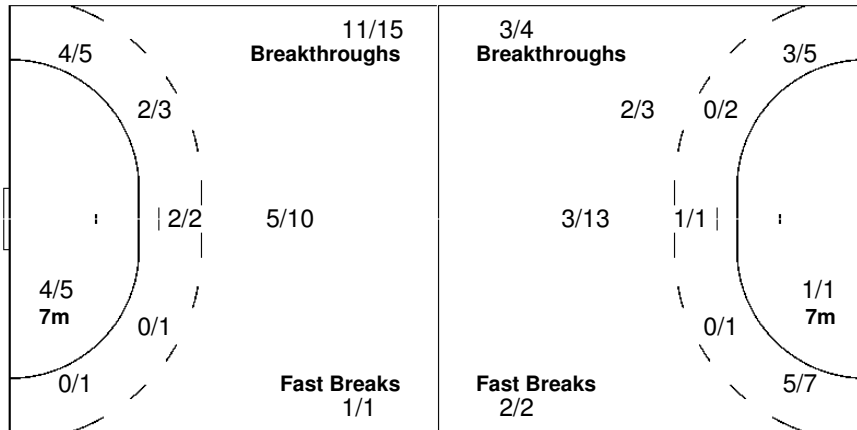
Team

Goals / Shots

7/8	5/6	1/1
1/5		2/4
1/2	3/4	9/10

1-Missed 2-Post

Offence



Goalkeepers

Saves / Shots

2/4	2/5	3/5
2/2		
2/7	1/3	0/6

1 HIGUERA GUAJARDO G.

12 BARRIENTOS F.

2/4	2/5	3/5
2/2		
2/7	1/3	0/6

LEGEND											
G/S	Goals / Shots	%	Efficiency	6m	6-metre Shots	7m	7-metre Shots	9m	9-metre Shots	EX	Exclusions
S/S	Saves / Shots	Wing	Wing Shots	FB	Fast Breaks	BT	Breakthroughs	BS	Blocked Shots	TP	Time Played
AS	Assists	TF	Technical Faults	ST	Steals	2Min	2 Minute Suspensions				
YC	Yellow Cards	RC	Red Cards	n/a	not applicable						
+	2 Minute + 2 Minute Suspensions										

Results

Resultados / Resultados

BRA 35 - 26 CUB

(18 - 10) (17 - 16)

Referee: BORD G. (FRA) / BUY O. (FRA)

BRA - Brazil

No.	Name	Shots								Penalties							
		G/S	%	6m	Wing	9m	7m	FB	BT	YC	2Min	RC	EX				
1	SANTOS Maik																
3	PACHECO FILHO Fernando	4/5	80	2/2		1/2				1/1	1						
5	ERTEL Carlos	3/4	75	3/4													
7	RUI Renato	1/3	33	0/1	0/1				1/1								
8	SOUZA Bruno	7/10	70	1/1	0/1	2/2	0/1	0/1	4/4								
9	BORTOLINI Leonardo	2/5	40			1/1	0/3		1/1								
10	JUSTINO Helio	1/3	33		0/2		1/1										
11	KOJORSKI Jagson	1/1	100						1/1	1	2						
12	VASCONCELOS Alexandre																
13	LAUREANO Silvio	6/8	75		2/4			4/4									
17	RIBEIRO Felipe	7/13	54		3/4	1/1	0/1	1/5	2/2		1						
18	SANTANA Bruno	2/3	67	1/1		1/2											
19	PIZZINATTO Jardel									1	1						
28	OLIVEIRA Guilherme	1/1	100	1/1							1						
Bench/Team																	
Totals		35/56	63	8/10	5/12	6/8	1/6	6/11	9/9	3	5						

No.	Name	Saves							
		S/S	%	6m	Wing	9m	7m	FB	BT
1	SANTOS Maik	7/16	44	1/2		4/7	2/5	0/1	0/1
12	VASCONCELOS Alexandre	10/27	37	3/7	1/4	3/5	1/3	1/5	1/3
Totals		17/43	40	4/9	1/4	7/12	3/8	1/6	1/4

CUB - Cuba

No.	Name	Shots								Penalties							
		G/S	%	6m	Wing	9m	7m	FB	BT	YC	2Min	RC	EX				
1	QUINTANA BRAVO Alfredo																
2	TURINO NOA Raifer	0/1	0			0/1											
3	CORZO Guillermo	8/18	44	0/1		2/8	3/5	1/1	2/3								
4	MARTI DIAZ Edgard	2/6	33	0/1	2/4			0/1		1							
5	DIAZ de ARMAS Randy	1/3	33	0/1		1/2											
6	FONSECA ALEAGA Denip	2/4	50	1/3				1/1		1	1	1					
7	FERNANDEZ LESCAYLLI Denis Enyer	2/2	100		1/1			1/1									
10	PAVAN LOPEZ Jorge Luis	8/12	67	3/4		2/4	2/3		1/1	1	2						
11	PAZ MARQUEZ Ariel																
12	IGLESIAS POVEA Misael																
13	CAROL MARZO Frankis	0/3	0			0/3											
14	TOMACEN CARMONA Yinkelly	2/2	100					2/2			1						
15	AMADOR SALINAS Daymaro	1/1	100	1/1							2						
Bench/Team																	
Totals		26/52	50	5/11	3/5	5/18	5/8	5/6	3/4	3	6	1					

No.	Name	Saves							
		S/S	%	6m	Wing	9m	7m	FB	BT
1	QUINTANA BRAVO Alfredo	2/7	29	0/2	0/1	1/1	0/1	1/1	0/1
12	IGLESIAS POVEA Misael	11/41	27	2/8	3/7	1/7	2/2	3/9	0/8
Totals		13/48	27	2/10	3/8	2/8	2/3	4/10	0/9

RUNNING SCORE

BRA - CUB

1st Half

	0 (1)	1	DIAZ DE ARMAS R.
	0 (3)	2	TOMACEN CARMONA Y.
	0 (5)	3	PAVAN LOPEZ J.
ERTEL C.	1 (6)	3	
	1 (7)	4	PAVAN LOPEZ J.
RIBEIRO F.	2 (8)	4	
	2 (9)	5	CORZO G.
ERTEL C.	3 (11)	5	
RUI R.	4 (13)	5	
SOUZA B.	5 (14)	5	
	5 (14)	6	PAVAN LOPEZ J.
RIBEIRO F.	6 (15)	6	
LAUREANO S.	7 (16)	6	
RIBEIRO F.	8 (17)	6	
PACHECO FILHO F.	9 (18)	6	
	9 (19)	7	PAVAN LOPEZ J.
LAUREANO S.	10 (20)	7	
KOJORSKI J.	11 (22)	7	
LAUREANO S.	12 (22)	7	
SOUZA B.	13 (24)	7	
	13 (25)	8	AMADOR SALINAS D.
SOUZA B.	14 (25)	8	
ERTEL C.	15 (28)	8	
PACHECO FILHO F.	16 (28)	8	
	16 (29)	9	CORZO G.
SOUZA B.	17 (29)	9	
	17 (30)	10	CORZO G.
SOUZA B.	18 (30)	10	

2nd Half

BORTOLINI L.	19 (1)	10	
	19 (2)	11	CORZO G.
SOUZA B.	20 (2)	11	
LAUREANO S.	21 (3)	11	
	21 (4)	12	CORZO G.
BORTOLINI L.	22 (5)	12	
LAUREANO S.	23 (6)	12	
	23 (6)	13	PAVAN LOPEZ J.
	23 (7)	14	PAVAN LOPEZ J.
PACHECO FILHO F.	24 (7)	14	
	24 (8)	15	FONSECA ALEAGA D.
	24 (10)	16	FERNANDEZ LESCAYLLI D.
	24 (11)	17	FONSECA ALEAGA D.
SOUZA B.	25 (12)	17	
LAUREANO S.	26 (13)	17	
PACHECO FILHO F.	27 (14)	17	
RIBEIRO F.	28 (15)	17	
	28 (16)	18	PAVAN LOPEZ J.
SANTANA B.	29 (16)	18	
RIBEIRO F.	30 (17)	18	
	30 (18)	19	MARTI DIAZ E.
JUSTINO H.	31 (19)	19	
	31 (19)	20	FERNANDEZ LESCAYLLI D.
RIBEIRO F.	32 (20)	20	
	32 (20)	21	CORZO G.
RIBEIRO F.	33 (21)	21	
SANTANA B.	34 (21)	21	
	34 (25)	22	PAVAN LOPEZ J.
	34 (25)	23	TOMACEN CARMONA Y.
	34 (26)	24	CORZO G.
OLIVEIRA G.	35 (26)	24	
	35 (27)	25	CORZO G.
	35 (30)	26	MARTI DIAZ E.

LEGEND

G/S	Goals / Shots	6m	6-metre Shots	Wing	Wing Shots	EX	Exclusions	BT	Breakthroughs
S/S	Saves / Shots	7m	7-metre Shots	YC	Yellow Cards	2Min	2 Minute Suspensions	FB	Fast Breaks
%	Efficiency	9m	9-metre Shots	RC	Red Cards	+	2 Minute + 2 Minute Suspensions		

Match Team Statistics

Estadística del equipo por partido / Estatística da Equipe na partida

BRA 35 - 26 CUB

(18 - 10) (17 - 16)

Referee: BORD G. (FRA) / BUY O. (FRA)

BRA - Brazil

Players		Shots								Offence		Defence		Penalties			TP	
No.	Name	G/S	%	6m	Wing	9m	7m	FB	BT	AS	TF	ST	BS	YC	2Min	RC		EX
1	SANTOS Maik									1	1							29:51
3	PACHECO FILHO Fernando	4/5	80	2/2		1/2			1/1	10	2		1	1				51:07
5	ERTEL Carlos	3/4	75	3/4						1	2							28:25
7	RUI Renato	1/3	33	0/1	0/1				1/1									13:02
8	SOUZA Bruno	7/10	70	1/1	0/1	2/2	0/1	0/1	4/4	1								30:28
9	BORTOLINI Leonardo	2/5	40			1/1	0/3		1/1	4	5							29:46
10	JUSTINO Helio	1/3	33		0/2		1/1			1								13:31
11	KOJOROSKI Jaqson	1/1	100					1/1			1		1	1	2			23:46
12	VASCONCELOS Alexandre																	30:09
13	LAUREANO Silvio	6/8	75		2/4			4/4		1		1						46:58
17	RIBEIRO Felipe	7/13	54		3/4	1/1	0/1	1/5	2/2		2	3			1			47:34
18	SANTANA Bruno	2/3	67	1/1		1/2				4	1							35:10
19	PIZZINATTO Jardel												1	1	1			25:09
28	OLIVEIRA Guilherme	1/1	100	1/1						1	2				1			15:04
Bench/Team																		
Totals		35/56	63	8/10	5/12	6/8	1/6	6/11	9/9	24	16	4	3	3	5			

Goalkeepers		Total Shots		6m Shots		Wing Shots		9m Shots		7m Shots		Fast Breaks		Breakthroughs	
No.	Name	S/S	%	S/S	%	S/S	%	S/S	%	S/S	%	S/S	%	S/S	%
1	SANTOS Maik	7/16	44	1/2	50			4/7	57	2/5	40	0/1	0	0/1	0
12	VASCONCELOS Alexandre	10/27	37	3/7	43	1/4	25	3/5	60	1/3	33	1/5	20	1/3	33
Totals		17/43	40	4/9	44	1/4	25	7/12	58	3/8	38	1/6	17	1/4	25

Team Shots	Goals	Saves	Missed	Post	Blocked	Total	%
6m Shots	8	2				10	80
Wing Shots	5	3	3	1		12	42
9m Shots	6	2				8	75
7m Shots	1	2	1	2	n/a	6	17
Fast Breaks	6	4	1			11	55
Breakthroughs	9					9	100
Totals	35	13	5	3		56	63

Number of Attacks: 67, Scoring Efficiency: 52%

Match Team Statistics

Estadística del equipo por partido / Estatística da Equipe na partida

BRA 35 - 26 CUB

(18 - 10) (17 - 16)

Referee: BORD G. (FRA) / BUY O. (FRA)

BRA - Brazil

Shots Distribution

Players

Goals / Shots

3 PACHECO FILHO F.			5 ERTEL C.			7 RUI R.			8 SOUZA B.			9 BORTOLINI L.			10 JUSTINO H.			11 KOJOROSKI J.		
	1/1					0/1			2/2	0/1										
1/1	0/1				1/1			0/1	1/1			1/2		1/1						
1/1		1/1	1/1	0/1	1/1			1/1	3/4		1/1				1/1			1/1		
									1-Post			1-Missed 1-Post			1-Missed 1-Post					
13 LAUREANO S.			17 RIBEIRO F.			18 SANTANA B.			19 PIZZINATTO J.			28 OLIVEIRA G.								
	2/2			2/3	1/2									1/1						
1/1		1/1	0/1		1/1			1/1												
1/2		1/1	1/2	1/1	1/1	1/1	0/1													
1-Missed			2-Missed																	

Team

Offence

Defence

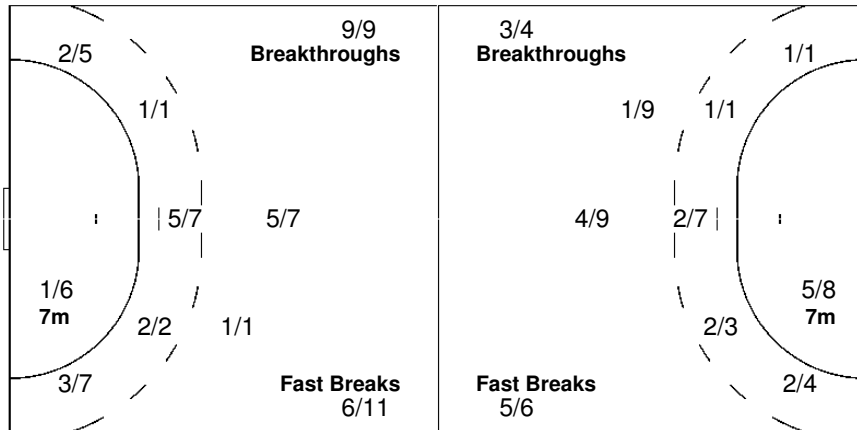
Goalkeepers

Goals / Shots

Saves / Shots

2/3	5/7	2/3
4/6	0/1	5/6
10/13	1/3	6/6

5-Missed 3-Post



0/1	3/5	2/8
3/4		7/7
0/4	0/4	1/9

1 SANTOS M.

0/1	1/2	0/1
2/2		3/3
0/3	0/2	0/1

12 VASCONCELOS A.

	2/3	2/7
1/2		4/4
0/1	0/2	1/8

Match Team Statistics

Estadística del equipo por partido / Estatística da Equipe na partida

BRA 35 - 26 CUB

(18 - 10) (17 - 16)

Referee: BORD G. (FRA) / BUY O. (FRA)

CUB - Cuba

Players		Shots								Offence		Defence		Penalties			TP	
No.	Name	G/S	%	6m	Wing	9m	7m	FB	BT	AS	TF	ST	BS	YC	2Min	RC		EX
1	QUINTANA BRAVO Alfredo																	12:51
2	TURINO NOA Raifer	0/1	0			0/1					3							35:05
3	CORZO Guillermo	8/18	44	0/1		2/8	3/5	1/1	2/3	4	7							60:00
4	MARTI DIAZ Edgard	2/6	33	0/1	2/4			0/1		5	3	3		1				59:37
5	DIAZ de ARMAS Randy	1/3	33	0/1		1/2				4	4							22:07
6	FONSECA ALEAGA Denip	2/4	50	1/3				1/1		2	1	1		1	1	1		32:53
7	FERNANDEZ LESCAYLLI Denis Enyer	2/2	100		1/1			1/1										24:55
10	PAVAN LOPEZ Jorge Luis	8/12	67	3/4		2/4	2/3		1/1	5	3	1		1	2			60:00
11	PAZ MARQUEZ Ariel																	
12	IGLESIAS POVEA Misael																	47:09
13	CAROL MARZO Frankis	0/3	0			0/3				1	1							5:47
14	TOMACEN CARMONA Yinkelly	2/2	100					2/2				1			1			32:29
15	AMADOR SALINAS Daymaro	1/1	100	1/1								1			2			27:07
Bench/Team																		
Totals		26/52	50	5/11	3/5	5/18	5/8	5/6	3/4	21	22	7		3	6	1		

Goalkeepers		Total Shots		6m Shots		Wing Shots		9m Shots		7m Shots		Fast Breaks		Breakthroughs	
No.	Name	S/S	%	S/S	%	S/S	%	S/S	%	S/S	%	S/S	%	S/S	%
1	QUINTANA BRAVO Alfredo	2/7	29	0/2	0	0/1	0	1/1	100	0/1	0	1/1	100	0/1	0
12	IGLESIAS POVEA Misael	11/41	27	2/8	25	3/7	43	1/7	14	2/2	100	3/9	33	0/8	0
Totals		13/48	27	2/10	20	3/8	38	2/8	25	2/3	67	4/10	40	0/9	0

Team Shots	Goals	Saves	Missed	Post	Blocked	Total	%
6m Shots	5	4	1	1		11	45
Wing Shots	3	1	1			5	60
9m Shots	5	7	1	1	4	18	28
7m Shots	5	3			n/a	8	63
Fast Breaks	5	1				6	83
Breakthroughs	3	1				4	75
Totals	26	17	3	2	4	52	50

Number of Attacks: 67, Scoring Efficiency: 39%

Match Team Statistics

Estadística del equipo por partido / Estatística da Equipe na partida

BRA 35 - 26 CUB

(18 - 10) (17 - 16)

Referee: BORD G. (FRA) / BUY O. (FRA)

CUB - Cuba

Shots Distribution

Players

Goals / Shots

2 TURINO NOA R.	3 CORZO G.	4 MARTI DIAZ E.	5 DIAZ DE ARMAS R.	6 FONSECA ALEAGA D.	7 FERNANDEZ LESCAYLLI D.	10 PAVAN LOPEZ J.
	1/3	0/1	0/1		2/2	1/1
	1/2	0/2	0/1	0/1		0/1
	1/1	1/1	1/1	2/2		1/1
	4/4	1/1	1/1	2/2		3/3
						1/2

1-Blocked 1-Missed 2-Post 2-Blocked 1-Missed

1-Missed

11 PAZ MARQUEZ A.	13 CAROL MARZO F.	14 TOMACEN CARMONA Y.	15 AMADOR SALINAS D.
		1/1	1/1
	0/2		
			1/1

1-Blocked

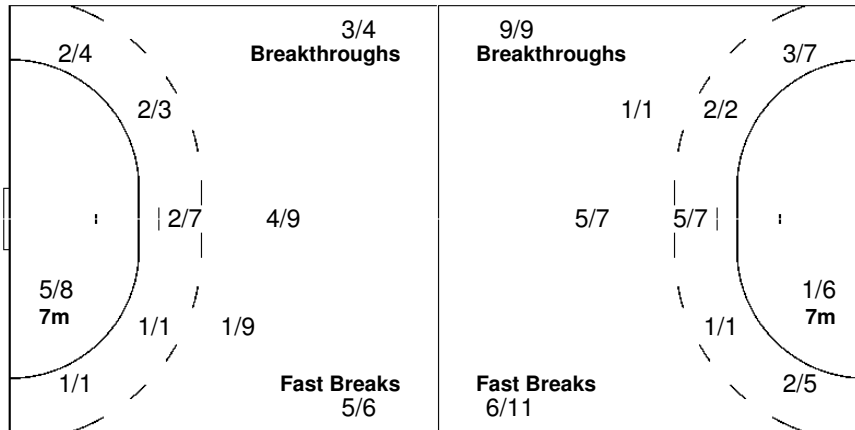
Team

Goals / Shots

1/1	2/5	6/8
1/4		0/7
4/4	4/4	8/9

3-Missed 2-Post 4-Blocked

Offence



Defence

Goalkeepers

Saves / Shots

1/3	2/7	1/3
2/6	1/1	1/6
3/13	2/3	0/6

1 QUINTANA BRAVO A.		
		0/2
1/3	1/1	0/1

12 IGLESIAS POVEA M.		
1/3	2/7	1/1
2/6	1/1	1/6
2/10	1/2	0/5

LEGEND			
G/S	Goals / Shots	%	Efficiency
S/S	Saves / Shots	Wing	Wing Shots
AS	Assists	TF	Technical Faults
YC	Yellow Cards	RC	Red Cards
+	2 Minute + 2 Minute Suspensions		
6m	6-metre Shots	7m	7-metre Shots
9m	9-metre Shots	BT	Breakthroughs
FB	Fast Breaks	EX	Exclusions
ST	Steals	BS	Blocked Shots
n/a	not applicable	2Min	2 Minute Suspensions

Results

Resultados / Resultados

CHI 28 - 27 MEX

(17 - 12) (11 - 15)

Referee: DE SOUZA S. (BRA) / DAMACENO PAZ C. (BRA)

RUNNING SCORE

CHI - MEX

CHI - Chile

Players		Shots								Penalties			
No.	Name	G/S	%	6m	Wing	9m	7m	FB	BT	YC	2Min	RC	EX
1	HIGUERA GUAJARDO Gaston												
2	MARTINEZ Patricio	3/4	75	1/2		1/1			1/1	1			
3	CHACANA Francisco	4/4	100	3/3				1/1			2		
4	BAEZA GONZALEZ Pablo	0/3	0		0/3								
5	JOFRE Nicolas	2/3	67		1/1	1/2					1		
6	SALINAS MUNOZ Rodrigo	4/8	50	1/1	1/2	0/2		2/3		1			
7	CORNEJO Rodolfo												
9	KASSIS SATORRE Fuad	4/4	100		2/2			1/1	1/1		1		
10	FEUTCHMAN Emil	9/12	75			2/5	5/5		2/2		1		
11	MAURIN Felipe	2/3	67	1/1		1/2							
12	BARRIENTOS Felipe												
13	ARAYA Guillermo									1			
14	MIHOVILOVICH PEREZ Felipe												
15	LAGOMARSINO Sebastian	0/2	0		0/1			0/1					
Bench/Team													
Totals		28/43	65	6/7	4/9	5/12	5/5	4/6	4/4	3	5		

Goalkeepers		Saves							
No.	Name	S/S	%	6m	Wing	9m	7m	FB	BT
1	HIGUERA GUAJARDO Gaston	8/20	40	3/4	1/1	3/6		0/4	1/5
12	BARRIENTOS Felipe	9/24	38	3/5	2/4	2/8	0/1	2/6	
Totals		17/44	39	6/9	3/5	5/14	0/1	2/10	1/5

MEX - Mexico

Players		Shots								Penalties			
No.	Name	G/S	%	6m	Wing	9m	7m	FB	BT	YC	2Min	RC	EX
1	ROMERO SANCHEZ Adrian Bernabe												
2	SANTOS BARROS Jose Rafael	2/4	50	1/1	1/2	0/1				1	1		
4	GARCIA NAVARRO Jorge Eduardo	3/6	50	0/1	1/2			2/3					
5	GONZALEZ MUNOZ Jorge	1/2	50			0/1		1/1					
6	ACUNA MENDEZ Marcial	7/12	58			6/9		0/2	1/1		1		
7	ROJAS RODRIGUEZ Angel									1	3	1	
9	STOOPEN MENDOZA Emilio	6/11	55	1/1		1/5	1/1	2/2	1/2				
10	GARCIA NAVARRO Jose Juan	3/6	50	0/1	0/2			2/2	1/1				
11	RASCON MURRIETA Edson	3/7	43			2/6			1/1	1			
12	MENDOZA RODRIGUEZ Julio												
13	FLORES FLORES Erik Israel												
14	ROSAS AGUILERA Arturo	2/6	33	1/5				1/1					
16	LUNA VIVEROS Moises Galib												
23	MENDOZA RODRIGUEZ Daniel												
Bench/Team													
Totals		27/54	50	3/9	2/6	9/22	1/1	8/11	4/5	3	5	1	

Goalkeepers		Saves							
No.	Name	S/S	%	6m	Wing	9m	7m	FB	BT
1	ROMERO SANCHEZ Adrian Bernabe	2/18	11	1/4	1/5	0/3	0/2	0/1	0/3
16	LUNA VIVEROS Moises Galib	5/17	29	0/3	2/2	1/3	0/3	2/5	0/1
Totals		7/35	20	1/7	3/7	1/6	0/5	2/6	0/4

1st Half

	0 (1) 1	GARCIA NAVARRO J.
SALINAS MUNOZ R.	1 (2) 1	
FEUTCHMAN E.	2 (4) 1	
	2 (5) 2	ACUNA MENDEZ M.
JOFRE N.	3 (5) 2	
FEUTCHMAN E.	4 (6) 2	
SALINAS MUNOZ R.	5 (7) 2	
	5 (9) 3	STOOPEN MENDOZA E.
	5 (10) 4	RASCON MURRIETA E.
CHACANA F.	6 (12) 4	
KASSIS SATORRE F.	7 (14) 4	
	7 (15) 5	ROSAS AGUILERA A.
FEUTCHMAN E.	8 (15) 5	
	8 (16) 6	GARCIA NAVARRO J.
JOFRE N.	9 (16) 6	
	9 (17) 7	ACUNA MENDEZ M.
FEUTCHMAN E.	10 (17) 7	
CHACANA F.	11 (18) 7	
	11 (18) 8	ACUNA MENDEZ M.
FEUTCHMAN E.	12 (20) 8	
	12 (21) 9	SANTOS BARROS J.
MAURIN F.	13 (21) 9	
	13 (22) 10	ACUNA MENDEZ M.
FEUTCHMAN E.	14 (22) 10	
	14 (23) 11	GARCIA NAVARRO J.
CHACANA F.	15 (24) 11	
	15 (26) 12	RASCON MURRIETA E.
MAURIN F.	16 (28) 12	
FEUTCHMAN E.	17 (30) 12	

2nd Half

	17 (3) 13	STOOPEN MENDOZA E.
SALINAS MUNOZ R.	18 (4) 13	
	18 (6) 14	STOOPEN MENDOZA E.
SALINAS MUNOZ R.	19 (7) 14	
	19 (8) 15	STOOPEN MENDOZA E.
	19 (12) 16	ACUNA MENDEZ M.
	19 (14) 17	GARCIA NAVARRO J.
FEUTCHMAN E.	20 (15) 17	
KASSIS SATORRE F.	21 (15) 17	
FEUTCHMAN E.	22 (17) 17	
KASSIS SATORRE F.	23 (18) 17	
	23 (19) 18	ACUNA MENDEZ M.
	23 (20) 19	GONZALEZ MUNOZ J.
	23 (21) 20	GARCIA NAVARRO J.
KASSIS SATORRE F.	24 (23) 20	
MARTINEZ P.	25 (24) 20	
	25 (25) 21	RASCON MURRIETA E.
MARTINEZ P.	26 (25) 21	
	26 (25) 22	ACUNA MENDEZ M.
	26 (26) 23	GARCIA NAVARRO J.
	26 (27) 24	ROSAS AGUILERA A.
	26 (28) 25	STOOPEN MENDOZA E.
CHACANA F.	27 (28) 25	
	27 (30) 26	SANTOS BARROS J.
MARTINEZ P.	28 (30) 26	
	28 (30) 27	STOOPEN MENDOZA E.

LEGEND

G/S	Goals / Shots	6m	6-metre Shots	Wing	Wing Shots	EX	Exclusions	BT	Breakthroughs
S/S	Saves / Shots	7m	7-metre Shots	YC	Yellow Cards	2Min	2 Minute Suspensions	FB	Fast Breaks
%	Efficiency	9m	9-metre Shots	RC	Red Cards	+	2 Minute + 2 Minute Suspensions		

Match Team Statistics

Estadística del equipo por partido / Estatística da Equipe na partida

CHI 28 - 27 MEX

(17 - 12) (11 - 15)

Referee: DE SOUZA S. (BRA) / DAMACENO PAZ C. (BRA)

CHI - Chile

No.	Name	Shots								Offence		Defence		Penalties			TP	
		G/S	%	6m	Wing	9m	7m	FB	BT	AS	TF	ST	BS	YC	2Min	RC		EX
1	HIGUERA GUAJARDO Gaston																	32:16
2	MARTINEZ Patricio	3/4	75	1/2		1/1			1/1	7	2			1				44:26
3	CHACANA Francisco	4/4	100	3/3				1/1			1		1		2			46:08
4	BAEZA GONZALEZ Pablo	0/3	0		0/3						1							18:05
5	JOFRE Nicolas	2/3	67		1/1	1/2				4	2		1		1			54:26
6	SALINAS MUNOZ Rodrigo	4/8	50	1/1	1/2	0/2		2/3			2	3		1				51:19
7	CORNEJO Rodolfo																	2:51
9	KASSIS SATORRE Fuad	4/4	100		2/2			1/1	1/1	1					1			34:20
10	FEUTCHMAN Emil	9/12	75			2/5	5/5		2/2	7	8				1			40:17
11	MAURIN Felipe	2/3	67	1/1		1/2				1			1					10:27
12	BARRIENTOS Felipe																	27:44
13	ARAYA Guillermo									1	2	1		1				32:23
14	MIHOVILOVICH PEREZ Felipe											1	1					25:18
15	LAGOMARSINO Sebastian	0/2	0		0/1			0/1		1								
Bench/Team																		
Totals		28/43	65	6/7	4/9	5/12	5/5	4/6	4/4	22	18	5	4	3	5			

No.	Name	Total Shots		6m Shots		Wing Shots		9m Shots		7m Shots		Fast Breaks		Breakthroughs	
		S/S	%	S/S	%	S/S	%	S/S	%	S/S	%	S/S	%	S/S	%
1	HIGUERA GUAJARDO Gaston	8/20	40	3/4	75	1/1	100	3/6	50			0/4	0	1/5	20
12	BARRIENTOS Felipe	9/24	38	3/5	60	2/4	50	2/8	25	0/1	0	2/6	33		
Totals		17/44	39	6/9	67	3/5	60	5/14	36	0/1	0	2/10	20	1/5	20

Team Shots	Goals	Saves	Missed	Post	Blocked	Total	%
6m Shots	6	1				7	86
Wing Shots	4	3	1	1		9	44
9m Shots	5	1	4	1	1	12	42
7m Shots	5				n/a	5	100
Fast Breaks	4	2				6	67
Breakthroughs	4					4	100
Totals	28	7	5	2	1	43	65

Number of Attacks: 60, Scoring Efficiency: 47%

Match Team Statistics

Estadística del equipo por partido / Estatística da Equipe na partida

CHI 28 - 27 MEX

(17 - 12) (11 - 15)

Referee: DE SOUZA S. (BRA) / DAMACENO PAZ C. (BRA)

CHI - Chile

Shots Distribution

Players

Goals / Shots

2 MARTINEZ P.	3 CHACANA F.	4 BAEZA GONZALEZ P.	5 JOFRE N.	6 SALINAS MUNOZ R.	7 CORNEJO R.	9 KASSIS SATORRE F.
0/1	1/1	0/1	1/1 1/1	1/2		2/2
1/1 1/1 1/1	2/2 1/1	0/1		1/2 1/1 1/1		1/1
		1-Missed	1-Missed	1-Missed 1-Blocked		1/1
10 FEUTCHMAN E.	11 MAURIN F.	13 ARAYA G.	14 MIHOVLOVICH PEREZ F.	15 LAGOMARSINO S.		
1/1	1/1			0/1		
3/4 5/5	1/1					
1-Missed 1-Post	1-Missed			1-Post		

Team

Offence

Defence

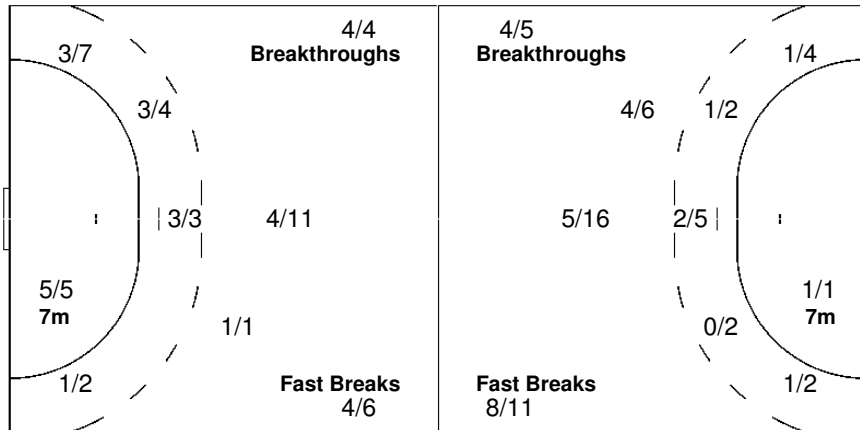
Goalkeepers

Goals / Shots

Saves / Shots

2/2	3/4	2/3
1/2		1/2
7/9	2/3	10/10

5-Missed 2-Post 1-Blocked



1/4	4/4	1/4
2/6	2/3	4/7
1/6	1/2	1/8

1 HIGUERA GUAJARDO G.

1/2	2/2	0/1
0/2	1/2	2/5
1/2	1/1	0/3

12 BARRIENTOS F.

0/2	2/2	1/3
2/4	1/1	2/2
0/4	0/1	1/5

Match Team Statistics

Estadística del equipo por partido / Estatística da Equipe na partida

CHI 28 - 27 MEX

(17 - 12) (11 - 15)

Referee: DE SOUZA S. (BRA) / DAMACENO PAZ C. (BRA)

MEX - Mexico

Players		Shots								Offence		Defence		Penalties			TP	
No.	Name	G/S	%	6m	Wing	9m	7m	FB	BT	AS	TF	ST	BS	YC	2Min	RC		EX
1	ROMERO SANCHEZ Adrian Bernabe																	29:06
2	SANTOS BARROS Jose Rafael	2/4	50	1/1	1/2	0/1				1	1			1	1			28:08
4	GARCIA NAVARRO Jorge Eduardo	3/6	50	0/1	1/2			2/3		3	2							50:51
5	GONZALEZ MUNOZ Jorge	1/2	50			0/1		1/1		1								31:28
6	ACUNA MENDEZ Marcial	7/12	58			6/9		0/2	1/1	4	5	1	1			1		48:49
7	ROJAS RODRIGUEZ Angel										1			1	3	1		25:00
9	STOOPEN MENDOZA Emilio	6/11	55	1/1		1/5	1/1	2/2	1/2	5	2	1						51:25
10	GARCIA NAVARRO Jose Juan	3/6	50	0/1	0/2			2/2	1/1	2	1	2						13:41
11	RASCON MURRIETA Edson	3/7	43			2/6			1/1	5	1			1				36:46
12	MENDOZA RODRIGUEZ Julio									1		1						4:50
13	FLORES FLORES Erik Israel																	
14	ROSAS AGUILERA Arturo	2/6	33	1/5				1/1		1								31:47
16	LUNA VIVEROS Moises Galib									1								30:54
23	MENDOZA RODRIGUEZ Daniel										1		1					7:15
Bench/Team																		
Totals		27/54	50	3/9	2/6	9/22	1/1	8/11	4/5	24	14	5	2	3	5	1		

Goalkeepers		Total Shots		6m Shots		Wing Shots		9m Shots		7m Shots		Fast Breaks		Breakthroughs	
No.	Name	S/S	%	S/S	%	S/S	%	S/S	%	S/S	%	S/S	%	S/S	%
1	ROMERO SANCHEZ Adrian Bernabe	2/18	11	1/4	25	1/5	20	0/3	0	0/2	0	0/1	0	0/3	0
16	LUNA VIVEROS Moises Galib	5/17	29	0/3	0	2/2	100	1/3	33	0/3	0	2/5	40	0/1	0
Totals		7/35	20	1/7	14	3/7	43	1/6	17	0/5	0	2/6	33	0/4	0

Team Shots	Goals	Saves	Missed	Post	Blocked	Total	%
6m Shots	3	6				9	33
Wing Shots	2	3		1		6	33
9m Shots	9	5	2	2	3	22	41
7m Shots	1				n/a	1	100
Fast Breaks	8	2		1		11	73
Breakthroughs	4	1				5	80
Totals	27	17	2	4	3	54	50

Number of Attacks: 60, Scoring Efficiency: 45%

Match Team Statistics

Estadística del equipo por partido / Estatística da Equipe na partida

CHI 28 - 27 MEX

(17 - 12) (11 - 15)

Referee: DE SOUZA S. (BRA) / DAMACENO PAZ C. (BRA)

MEX - Mexico

Shots Distribution

Players

Goals / Shots

2 SANTOS BARROS J.	4 GARCIA NAVARRO J.	5 GONZALEZ MUNOZ J.	6 ACUNA MENDEZ M.	7 ROJAS RODRIGUEZ A.	9 STOOPEN MENDOZA E.	10 GARCIA NAVARRO J.
1/1	2/2 0/1 1/1	1/1	1/1 0/2 1/1		1/1	0/1
			0/1 2/3		1/1	0/1 1/1
			2/3 1/1		2/2 0/1 2/3	1/1 1/1
1-Blocked	1-Post	1-Post			2-Missed	1-Post

11 RASCON MURRIETA E.	12 MENDOZA RODRIGUEZ J.	13 FLORES FLORES E.	14 ROSAS AGUILERA A.	23 MENDOZA RODRIGUEZ D.
2/2			0/1 0/1	
			0/1 1/1	
1-Post 2-Blocked				

Team

Offence

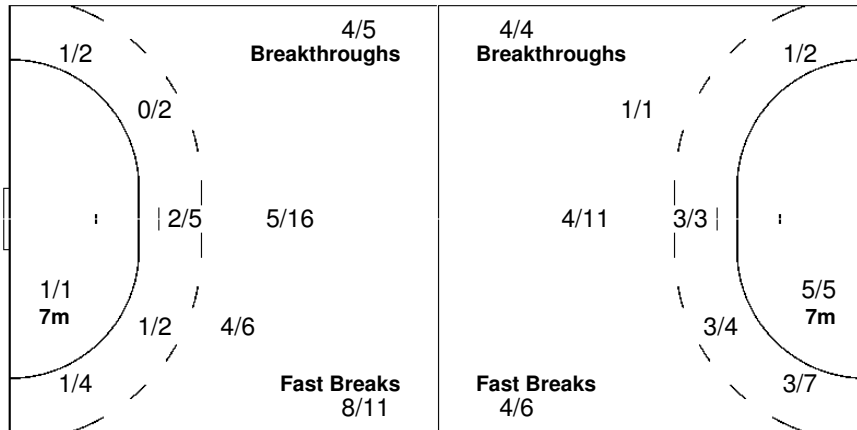
Defence

Goalkeepers

Goals / Shots

Saves / Shots

3/4	0/4	3/4
4/6	1/3	3/7
5/6	1/2	7/8
2-Missed	4-Post	3-Blocked



0/2	1/4	1/3
1/2		1/2
2/9	1/3	0/10

1 ROMERO SANCHEZ A.

0/1	0/2	0/1
1/2		
1/6	0/2	0/4

16 LUNA VIVEROS M.

0/1	1/2	1/2
		1/2
1/3	1/1	0/6

LEGEND

G/S Goals / Shots	% Efficiency	6m 6-metre Shots	7m 7-metre Shots	9m 9-metre Shots
S/S Saves / Shots	Wing Wing Shots	FB Fast Breaks	BT Breakthroughs	EX Exclusions
AS Assists	TF Technical Faults	ST Steals	BS Blocked Shots	TP Time Played
YC Yellow Cards	RC Red Cards	n/a not applicable	2Min 2 Minute Suspensions	
+ 2 Minute + 2 Minute Suspensions				

Results

Resultados / Resultados

DOM 28 - 27 CAN

(16 - 12) (12 - 15)

Referee: DE MELLO E. (BRA) / FAVRETO M. (BRA)

RUNNING SCORE

DOM - CAN

DOM - Dominican Republic

No.	Name	Shots							Penalties				
		G/S	%	6m	Wing	9m	7m	FB	BT	YC	2Min	RC	EX
2	de LEON Kellvin	6/11	55	0/1	3/7		3/3						
3	de LEON CASTRO Leonis	2/3	67		0/1			1/1	1/1				
4	SOSA Antonio	3/5	60	2/3	1/2					1			
5	TAVERAS LORENZO Luis M.												
6	PUJOLS Rafael	5/7	71	3/4	1/1			1/2		1	3	1	
8	BRITO Junior	2/3	67	1/1	0/1				1/1				
9	ABREU Francisco	0/1	0			0/1							
10	PAULINO Willivaldo	4/6	67	1/2	0/1	1/1	2/2						
11	JACOBO Pablo	2/5	40	0/1		1/3			1/1				
12	SANLATE Luis												
13	ROMERO Felix	4/6	67	0/1		0/1			4/4				
15	AYBAR Frankalbert									1	1		
17	SEPULVEDA Angel												
18	MATEO Dioris										1		
Bench/Team													
Totals		28/47	60	7/13	5/13	2/6	5/5	2/3	7/7	3	5	1	

No.	Name	Saves							
		S/S	%	6m	Wing	9m	7m	FB	BT
5	TAVERAS LORENZO Luis M.	13/40	33	7/16	4/9	0/4	2/3	0/2	0/6
12	SANLATE Luis								
Totals		13/40	33	7/16	4/9	0/4	2/3	0/2	0/6

CAN - Canada

No.	Name	Shots							Penalties				
		G/S	%	6m	Wing	9m	7m	FB	BT	YC	2Min	RC	EX
1	LEDUC Jonathan												
2	BESSETTE Geoffroy	3/6	50	0/1	1/3		1/1		1/1				
4	PELLETIER Marcelin	0/2	0	0/1	0/1								
5	DEVLIN Dan	4/5	80	2/2			0/1	1/1	1/1				
6	TODOSIC Andrej	1/3	33		1/3								
7	PION Alexandre	3/3	100	3/3						1			
8	PELLERIN Luc	0/1	0	0/1							1		
9	BOULET Hugo										1		
10	FYFE Sebastien	2/7	29	0/2	2/3		0/2						
12	HOMSY Ryan												
13	GODIN Maxime	6/12	50	1/6		3/4			2/2	1			
14	TAYLOR Mike	1/1	100	1/1						1			
15	BERTRAND Alexis	7/7	100	2/2	1/1	1/1		1/1	2/2		2		
16	LEVESQUE Vincent												
Bench/Team													
Totals		27/47	57	9/19	5/11	4/5	1/4	2/2	6/6	3	4		

No.	Name	Saves							
		S/S	%	6m	Wing	9m	7m	FB	BT
1	LEDUC Jonathan	6/27	22	2/7	3/8	0/1	0/3	1/2	0/6
12	HOMSY Ryan								
16	LEVESQUE Vincent	5/12	42	2/4	2/2	1/2	0/2	0/1	0/1
Totals		11/39	28	4/11	5/10	1/3	0/5	1/3	0/7

1st Half

	0 (1) 1	BERTRAND A.
DE LEON K.	1 (2) 1	
	1 (3) 2	FYFE S.
PAULINO W.	2 (5) 2	
DE LEON K.	3 (7) 2	
	3 (8) 3	GODIN M.
PUJOLS R.	4 (8) 3	
	4 (9) 4	GODIN M.
DE LEON CASTRO L.	5 (9) 4	
PAULINO W.	6 (13) 4	
	6 (13) 5	GODIN M.
SOSA A.	7 (14) 5	
	7 (14) 6	BERTRAND A.
PUJOLS R.	8 (15) 6	
DE LEON K.	9 (17) 6	
DE LEON K.	10 (18) 6	
JACOBO P.	11 (19) 6	
BRITO J.	12 (20) 6	
	12 (20) 7	TODOSIC A.
	12 (23) 8	DEVLIN D.
JACOBO P.	13 (23) 8	
	13 (25) 9	TAYLOR M.
DE LEON K.	14 (25) 9	
	14 (27) 10	GODIN M.
SOSA A.	15 (28) 10	
DE LEON CASTRO L.	16 (28) 10	
	16 (29) 11	BESSETTE G.
	16 (30) 12	GODIN M.

2nd Half

	16 (5) 13	FYFE S.
	16 (7) 14	PION A.
	16 (9) 15	PION A.
PUJOLS R.	17 (10) 15	
	17 (10) 16	BESSETTE G.
PAULINO W.	18 (12) 16	
	18 (13) 17	BERTRAND A.
SOSA A.	19 (14) 17	
PUJOLS R.	20 (15) 17	
	20 (15) 18	BERTRAND A.
ROMERO F.	21 (16) 18	
PAULINO W.	22 (20) 18	
ROMERO F.	23 (21) 18	
DE LEON K.	24 (22) 18	
	24 (22) 19	GODIN M.
	24 (23) 20	DEVLIN D.
	24 (25) 21	PION A.
PUJOLS R.	25 (25) 21	
	25 (26) 22	BERTRAND A.
ROMERO F.	26 (27) 22	
	26 (27) 23	DEVLIN D.
	26 (28) 24	BERTRAND A.
BRITO J.	27 (29) 24	
	27 (29) 25	DEVLIN D.
ROMERO F.	28 (30) 25	
	28 (30) 26	BESSETTE G.
	28 (30) 27	BERTRAND A.

LEGEND

G/S	Goals / Shots	6m	6-metre Shots	Wing	Wing Shots	EX	Exclusions	BT	Breakthroughs
S/S	Saves / Shots	7m	7-metre Shots	YC	Yellow Cards	2Min	2 Minute Suspensions	FB	Fast Breaks
%	Efficiency	9m	9-metre Shots	RC	Red Cards	+	2 Minute + 2 Minute Suspensions		



Match Team Statistics

Estadística del equipo por partido / Estatística da Equipe na partida

DOM 28 - 27 CAN

(16 - 12) (12 - 15)

Referee: DE MELLO E. (BRA) / FAVRETO M. (BRA)

DOM - Dominican Republic

Players		Shots								Offence		Defence		Penalties			TP	
No.	Name	G/S	%	6m	Wing	9m	7m	FB	BT	AS	TF	ST	BS	YC	2Min	RC		EX
2	de LEON Kellvin	6/11	55	0/1	3/7		3/3			1	2							57:49
3	de LEON CASTRO Leonis	2/3	67		0/1			1/1	1/1	5	3	2						41:40
4	SOSA Antonio	3/5	60	2/3	1/2						1			1				44:13
5	TAVERAS LORENZO Luis M.																	60:00
6	PUJOLS Rafael	5/7	71	3/4	1/1			1/2		1	5	1		1	3	1		46:19
8	BRITO Junior	2/3	67	1/1	0/1				1/1			1						24:20
9	ABREU Francisco	0/1	0			0/1												6:21
10	PAULINO Willivaldo	4/6	67	1/2	0/1	1/1	2/2				2	2						48:22
11	JACOBO Pablo	2/5	40	0/1		1/3			1/1	2	2							20:15
12	SANLATE Luis																	
13	ROMERO Felix	4/6	67	0/1		0/1			4/4	1								14:51
15	AYBAR Frankalbert									2	1	1		1	1			26:11
17	SEPULVEDA Angel																	11:40
18	MATEO Dioris									1		1				1		17:59
	Bench/Team																	
Totals		28/47	60	7/13	5/13	2/6	5/5	2/3	7/7	13	16	8		3	5	1		

Goalkeepers		Total Shots		6m Shots		Wing Shots		9m Shots		7m Shots		Fast Breaks		Breakthroughs	
No.	Name	S/S	%	S/S	%	S/S	%	S/S	%	S/S	%	S/S	%	S/S	%
5	TAVERAS LORENZO Luis M.	13/40	33	7/16	44	4/9	44	0/4	0	2/3	67	0/2	0	0/6	0
12	SANLATE Luis														
Totals		13/40	33	7/16	44	4/9	44	0/4	0	2/3	67	0/2	0	0/6	0

Team Shots	Goals	Saves	Missed	Post	Blocked	Total	%
6m Shots	7	4		2		13	54
Wing Shots	5	5	2	1		13	38
9m Shots	2	1	2	1		6	33
7m Shots	5				n/a	5	100
Fast Breaks	2	1				3	67
Breakthroughs	7					7	100
Totals	28	11	4	4		47	60

Number of Attacks: 60, Scoring Efficiency: 47%

Match Team Statistics

Estadística del equipo por partido / Estatística da Equipe na partida

DOM 28 - 27 CAN

(16 - 12) (12 - 15)

Referee: DE MELLO E. (BRA) / FAVRETO M. (BRA)

DOM - Dominican Republic

Shots Distribution

Players

Goals / Shots

2 DE LEON K.

1/1	1/1	1/1
0/1		0/1
1/2		2/2

1-Missed 1-Post

3 DE LEON CASTRO L.

	1/1	1/1

1-Missed

4 SOSA A.

	0/1	
		1/1
2/2		

1-Post

6 PUJOLS R.

1/1	0/1	3/3
		1/1

1-Post

8 BRITO J.

1/1		0/1
		1/1

1-Missed

9 ABREU F.

10 PAULINO W.

	2/2	1/1
		0/1
1/2		

11 JACOBO P.

	0/1	
		2/3

1-Missed

13 ROMERO F.

1/1		
2/2		0/1

1-Post

15 AYBAR F.

17 SEPULVEDA A.

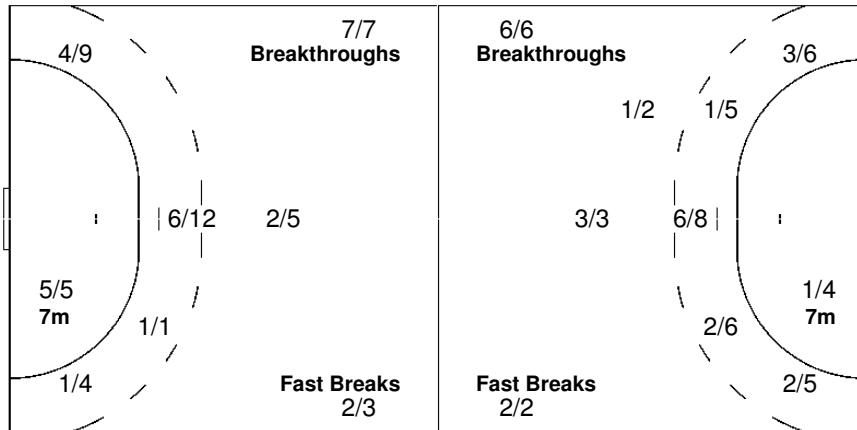
18 MATEO D.

Team
Goals / Shots

2/2	3/5	2/3
2/3	0/1	6/9
6/8	1/1	5/6

4-Missed 4-Post

Offence



Defence

Goalkeepers
Saves / Shots

0/1	3/5	0/2
3/9	2/2	2/5
1/7	2/6	0/3

5 TAVERAS LORENZO L.

0/1	3/5	0/2
3/9	2/2	2/5
1/7	2/6	0/3

12 SANLATE L.

Match Team Statistics

Estadística del equipo por partido / Estatística da Equipe na partida

DOM 28 - 27 CAN

(16 - 12) (12 - 15)

Referee: DE MELLO E. (BRA) / FAVRETO M. (BRA)

CAN - Canada

Players		Shots								Offence		Defence		Penalties			TP	
No.	Name	G/S	%	6m	Wing	9m	7m	FB	BT	AS	TF	ST	BS	YC	2Min	RC		EX
1	LEDUC Jonathan									1								40:14
2	BESSETTE Geoffroy	3/6	50	0/1	1/3		1/1		1/1		2							32:15
4	PELLETIER Marcelin	0/2	0	0/1	0/1						1							8:53
5	DEVLIN Dan	4/5	80	2/2			0/1	1/1	1/1		2	1						26:17
6	TODOSIC Andrej	1/3	33		1/3						2							37:05
7	PION Alexandre	3/3	100	3/3										1				35:39
8	PELLERIN Luc	0/1	0	0/1						1		1			1			30:50
9	BOULET Hugo									1	2				1			16:26
10	FYFE Sebastien	2/7	29	0/2	2/3		0/2			2								46:44
12	HOMSY Ryan																	
13	GODIN Maxime	6/12	50	1/6		3/4			2/2	2	5	1		1				47:49
14	TAYLOR Mike	1/1	100	1/1										1				36:02
15	BERTRAND Alexis	7/7	100	2/2	1/1	1/1		1/1	2/2	6	4	2			2			42:00
16	LEVESQUE Vincent																	19:46
	Bench/Team																	
	Totals	27/47	57	9/19	5/11	4/5	1/4	2/2	6/6	13	18	5		3	4			

Goalkeepers		Total Shots		6m Shots		Wing Shots		9m Shots		7m Shots		Fast Breaks		Breakthroughs	
No.	Name	S/S	%	S/S	%	S/S	%	S/S	%	S/S	%	S/S	%	S/S	%
1	LEDUC Jonathan	6/27	22	2/7	29	3/8	38	0/1	0	0/3	0	1/2	50	0/6	0
12	HOMSY Ryan														
16	LEVESQUE Vincent	5/12	42	2/4	50	2/2	100	1/2	50	0/2	0	0/1	0	0/1	0
	Totals	11/39	28	4/11	36	5/10	50	1/3	33	0/5	0	1/3	33	0/7	0

Team Shots	Goals	Saves	Missed	Post	Blocked	Total	%
6m Shots	9	7	2	1		19	47
Wing Shots	5	4		1	1	11	45
9m Shots	4		1			5	80
7m Shots	1	2		1	n/a	4	25
Fast Breaks	2					2	100
Breakthroughs	6					6	100
Totals	27	13	3	3	1	47	57

Number of Attacks: 59, Scoring Efficiency: 46%



Match Team Statistics

Estadística del equipo por partido / Estatística da Equipe na partida

DOM 28 - 27 CAN

(16 - 12) (12 - 15)

Referee: DE MELLO E. (BRA) / FAVRETO M. (BRA)

CAN - Canada

Shots Distribution

Players

Goals / Shots

2 BESSETTE G.			4 PELLETIER M.			5 DEVLIN D.			6 TODOSIC A.			7 PION A.			8 PELLERIN L.			9 BOULET H.		
1/1			0/1		0/1	2/2	1/1		1/2											
1/2	1/1						1/1			0/1		1/1	2/2			0/1				

1-Missed 1-Blocked

1-Post

10 FYFE S.			13 GODIN M.			14 TAYLOR M.			15 BERTRAND A.		
	0/2	1/1		1/2	1/1						
0/1				0/2	1/2				3/3		2/2
1/1			1/1		2/2	1/1			1/1		1/1

1-Missed 1-Post

1-Missed 1-Post

Team

Goals / Shots

1/1	2/5	2/2
6/9	0/2	3/5
6/7	4/6	3/3

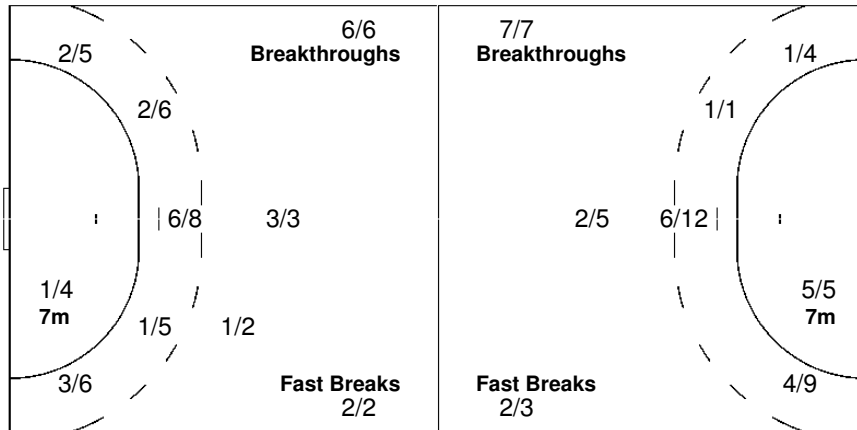
3-Missed 3-Post 1-Blocked

Offence

Defence

Goalkeepers

Saves / Shots



0/2	2/5	1/3
1/3	1/1	3/9
2/8	0/1	1/6

1 LEDUC J.

0/2	1/3	0/1
0/1	1/1	1/5
2/6	0/1	1/6

12 HOMSY R.

16 LEVESQUE V.

	1/2	1/2
1/2		2/4
0/2		



Riocentro - Pavilion 3B
Riocentro Pabellón 3B
Riocentro Pavilhão 3B

20 JUL 2007
20:00

Handball
Balonmano / Handebol

Men
Hombres / Senhores

Match No: 15

Match Team Statistics

Estadística del equipo por partido / Estatística da Equipe na partida

LEGEND

G/S	Goals / Shots	%	Efficiency	6m	6-metre Shots	7m	7-metre Shots	9m	9-metre Shots
S/S	Saves / Shots	Wing	Wing Shots	FB	Fast Breaks	BT	Breakthroughs	EX	Exclusions
AS	Assists	TF	Technical Faults	ST	Steals	BS	Blocked Shots	TP	Time Played
YC	Yellow Cards	RC	Red Cards	n/a	not applicable	2Min	2 Minute Suspensions		
+	2 Minute + 2 Minute Suspensions								

Results

Resultados / Resultados

MEX 32 - 34 CAN

(9 - 12) (14 - 11) (5 - 5) (4 - 6)

Referee: PINTO ADASME R. (CHI) / ORTIZ PINTO R. (CHI)

RUNNING SCORE

MEX - CAN

MEX - Mexico

Players		Shots								Penalties			
No.	Name	G/S	%	6m	Wing	9m	7m	FB	BT	YC	2Min	RC	EX
1	ROMERO SANCHEZ Adrian Bernabe												
2	SANTOS BARROS Jose Rafael											1	
4	GARCIA NAVARRO Jorge Eduardo	3/7	43	1/1	0/1	1/2		1/3			2		
5	GONZALEZ MUNOZ Jorge									1	1		
6	ACUNA MENDEZ Marcial	10/19	53	3/3		4/13	3/3			1			
7	ROJAS RODRIGUEZ Angel												
9	STOOPEN MENDOZA Emilio	5/11	45	1/1		2/8	1/1		1/1				
10	GARCIA NAVARRO Jose Juan	4/6	67	1/1	0/2	1/1		2/2					
11	RASCON MURRIETA Edson	6/10	60			3/7	2/2		1/1				
12	MENDOZA RODRIGUEZ Julio												
13	FLORES FLORES Erik Israel	1/2	50		0/1			1/1					
14	ROSAS AGUILERA Arturo	3/3	100	2/2				1/1					
16	LUNA VIVEROS Moises Galib												
17	HURTADO MOLINA Fernando									1			
Bench/Team													
Totals		32/58	55	8/8	0/4	11/31	6/6	5/7	2/2	3	3	1	

Goalkeepers		Saves							
No.	Name	S/S	%	6m	Wing	9m	7m	FB	BT
1	ROMERO SANCHEZ Adrian Bernabe	18/52	35	2/6	3/12	5/11	1/6		7/17
16	LUNA VIVEROS Moises Galib								
Totals		18/52	35	2/6	3/12	5/11	1/6		7/17

CAN - Canada

Players		Shots								Penalties			
No.	Name	G/S	%	6m	Wing	9m	7m	FB	BT	YC	2Min	RC	EX
1	LEDUC Jonathan												
2	BESSETTE Geoffroy	5/10	50	0/1	4/6				1/3				
4	PELLETIER Marcelin	2/4	50			0/1			2/3	1			
5	DEVLIN Dan	2/4	50		0/1				2/3		1		
6	TODOSIC Andrej	1/1	100		1/1								
7	PION Alexandre	6/9	67	3/6			3/3			1			
8	PELLERIN Luc												
9	BOULET Hugo												
10	FYFE Sebastien	4/6	67		4/5	0/1				1			
12	HOMSRY Ryan								3/6				
13	GODIN Maxime	5/16	31			2/10							
14	TAYLOR Mike	1/1	100	1/1									
15	BERTRAND Alexis	8/13	62			4/7	2/3		2/3		2		
16	LEVESQUE Vincent												
Bench/Team													
Totals		34/64	53	4/8	9/13	6/19	5/6		10/18	3	3		

Goalkeepers		Saves							
No.	Name	S/S	%	6m	Wing	9m	7m	FB	BT
1	LEDUC Jonathan	7/21	33	0/3	1/1	5/10	0/4	1/1	0/2
12	HOMSRY Ryan	2/14	14	0/2	1/1	1/5	0/1	0/5	
16	LEVESQUE Vincent	0/6	0	0/3		0/2	0/1		
Totals		9/41	22	0/8	2/2	6/17	0/6	1/6	0/2

1st Half

ROSAS AGUILERA A.	1 (1) 0
GARCIA NAVARRO J.	2 (3) 0
	2 (4) 1 BERTRAND A.
GARCIA NAVARRO J.	3 (5) 1
	3 (5) 2 GODIN M.
GARCIA NAVARRO J.	4 (9) 2
	4 (10) 3 BERTRAND A.
GARCIA NAVARRO J.	4 (13) 4 BERTRAND A.
	5 (14) 4
	5 (18) 5 BESSETTE G.
RASCON MURRIETA E.	6 (20) 5
	6 (20) 6 BESSETTE G.
STOOPEN MENDOZA E.	7 (23) 6
	7 (23) 7 BERTRAND A.
ACUNA MENDEZ M.	8 (23) 7
	8 (24) 8 FYFE S.
ROSAS AGUILERA A.	9 (24) 8
	9 (25) 9 DEVLIN D.
	9 (26) 10 PION A.
	9 (28) 11 PION A.
	9 (30) 12 BESSETTE G.

2nd Half

	9 (1) 13 BERTRAND A.
ROSAS AGUILERA A.	10 (2) 13
	10 (2) 14 PION A.
ACUNA MENDEZ M.	11 (3) 14
	11 (3) 15 GODIN M.
ACUNA MENDEZ M.	12 (4) 15
	12 (5) 16 BERTRAND A.
	12 (6) 17 PION A.
ACUNA MENDEZ M.	13 (6) 17
	13 (8) 18 FYFE S.
RASCON MURRIETA E.	14 (8) 18
	14 (9) 19 GODIN M.
ACUNA MENDEZ M.	15 (12) 19
	15 (12) 20 DEVLIN D.
GARCIA NAVARRO J.	16 (13) 20
	16 (17) 21 TAYLOR M.
	16 (18) 22 BESSETTE G.
RASCON MURRIETA E.	17 (19) 22
RASCON MURRIETA E.	18 (20) 22
ACUNA MENDEZ M.	19 (25) 22
ACUNA MENDEZ M.	20 (26) 22
FLORES FLORES E.	21 (27) 22
	21 (28) 23 TODOSIC A.
ACUNA MENDEZ M.	22 (29) 23
GARCIA NAVARRO J.	23 (30) 23

1st Overtime

STOOPEN MENDOZA E.	24 (2) 23
	24 (3) 24 GODIN M.
STOOPEN MENDOZA E.	25 (3) 24
STOOPEN MENDOZA E.	26 (5) 24
	26 (6) 25 FYFE S.
	26 (7) 26 PELLETIER M.
GARCIA NAVARRO J.	27 (8) 26
	27 (8) 27 BERTRAND A.
RASCON MURRIETA E.	28 (10) 27
	28 (10) 28 BESSETTE G.

2nd Overtime

	28 (2) 29 BERTRAND A.
	28 (3) 30 FYFE S.
STOOPEN MENDOZA E.	29 (3) 30
	29 (4) 31 PELLETIER M.
	29 (5) 32 GODIN M.
	29 (6) 33 PION A.
	29 (6) 34 PION A.
ACUNA MENDEZ M.	30 (6) 34
ACUNA MENDEZ M.	31 (7) 34



Riocentro - Pavilion 3B
Riocentro Pabellón 3B
Riocentro Pavilhão 3B

22 JUL 2007
17:00

Handball
Balonmano / Handebol

Men
Hombres / Senhores

Final Round (Classification 7th-8th Place)
Finales (Clasificación 7 -8) / Finais (Classificação 7 -8)

Match No: 20

Results

Resultados / Resultados

RASCON MURRIETA E. **32** (8) **34**

LEGEND

G/S Goals / Shots	6m 6-metre Shots	Wing Wing Shots	EX Exclusions	BT Breaktroughs
S/S Saves / Shots	7m 7-metre Shots	YC Yellow Cards	2Min 2 Minute Suspensions	FB Fast Breaks
% Efficiency	9m 9-metre Shots	RC Red Cards	+ 2 Minute + 2 Minute Suspensions	

Match Team Statistics

Estadística del equipo por partido / Estatística da Equipe na partida

MEX 32 - 34 CAN

(9 - 12) (14 - 11) (5 - 5) (4 - 6)

Referee: PINTO ADASME R. (CHI) / ORTIZ PINTO R. (CHI)

MEX - Mexico

Players		Shots								Offence		Defence		Penalties			TP	
No.	Name	G/S	%	6m	Wing	9m	7m	FB	BT	AS	TF	ST	BS	YC	2Min	RC		EX
1	ROMERO SANCHEZ Adrian Bernabe																	79:17
2	SANTOS BARROS Jose Rafael									3	5					1		43:16
4	GARCIA NAVARRO Jorge Eduardo	3/7	43	1/1	0/1	1/2		1/3			4	1			2			45:25
5	GONZALEZ MUNOZ Jorge												1	1	1			36:13
6	ACUNA MENDEZ Marcial	10/19	53	3/3		4/13	3/3			6	7	3		1				66:25
7	ROJAS RODRIGUEZ Angel										1							40:45
9	STOOPEN MENDOZA Emilio	5/11	45	1/1		2/8	1/1		1/1	3	6	2	1					55:05
10	GARCIA NAVARRO Jose Juan	4/6	67	1/1	0/2	1/1		2/2		9	2							61:20
11	RASCON MURRIETA Edson	6/10	60			3/7	2/2		1/1	3	1							39:28
12	MENDOZA RODRIGUEZ Julio																	
13	FLORES FLORES Erik Israel	1/2	50		0/1			1/1		1	1							22:38
14	ROSAS AGUILERA Arturo	3/3	100	2/2				1/1			1	2						65:48
16	LUNA VIVEROS Moises Galib																	0:43
17	HURTADO MOLINA Fernando													1				3:37
	Bench/Team																	
	Totals	32/58	55	8/8	0/4	11/31	6/6	5/7	2/2	25	28	8	2	3	3	1		

Goalkeepers		Total Shots		6m Shots		Wing Shots		9m Shots		7m Shots		Fast Breaks		Breakthroughs	
No.	Name	S/S	%	S/S	%	S/S	%	S/S	%	S/S	%	S/S	%	S/S	%
1	ROMERO SANCHEZ Adrian Bernabe	18/52	35	2/6	33	3/12	25	5/11	45	1/6	17			7/17	41
16	LUNA VIVEROS Moises Galib														
	Totals	18/52	35	2/6	33	3/12	25	5/11	45	1/6	17			7/17	41

Team Shots	Goals	Saves	Missed	Post	Blocked	Total	%
6m Shots	8					8	100
Wing Shots		2	1	1		4	0
9m Shots	11	6	5	4	5	31	35
7m Shots	6				n/a	6	100
Fast Breaks	5	1	1			7	71
Breakthroughs	2					2	100
Totals	32	9	7	5	5	58	55

Number of Attacks: 75, Scoring Efficiency: 43%

Match Team Statistics

Estadística del equipo por partido / Estatística da Equipe na partida

MEX 32 - 34 CAN

(9 - 12) (14 - 11) (5 - 5) (4 - 6)

Referee: PINTO ADASME R. (CHI) / ORTIZ PINTO R. (CHI)

MEX - Mexico

Shots Distribution

Players

Goals / Shots

2 SANTOS BARROS J.	4 GARCIA NAVARRO J.	5 GONZALEZ MUNOZ J.	6 ACUNA MENDEZ M.	7 ROJAS RODRIGUEZ A.	9 STOOPEN MENDOZA E.	10 GARCIA NAVARRO J.
	0/1 1/1 0/2		3/3 3/3			1/1
	1/1 1/1		3/3 1/1		0/1	1/2
					2/3 3/3	1/1 1/1
	1-Missed		3-Missed 2-Post 3-Blocked		1-Missed 1-Post 1-Blocked	1-Missed

11 RASCON MURRIETA E.	12 MENDOZA RODRIGUEZ J.	13 FLORES FLORES E.	14 ROSAS AGUILERA A.	17 HURTADO MOLINA F.
1/1 0/1				
2/2 3/3		1/1	1/1 1/1 1/1	
1-Missed 1-Post 1-Blocked		1-Post		

Team

Offence

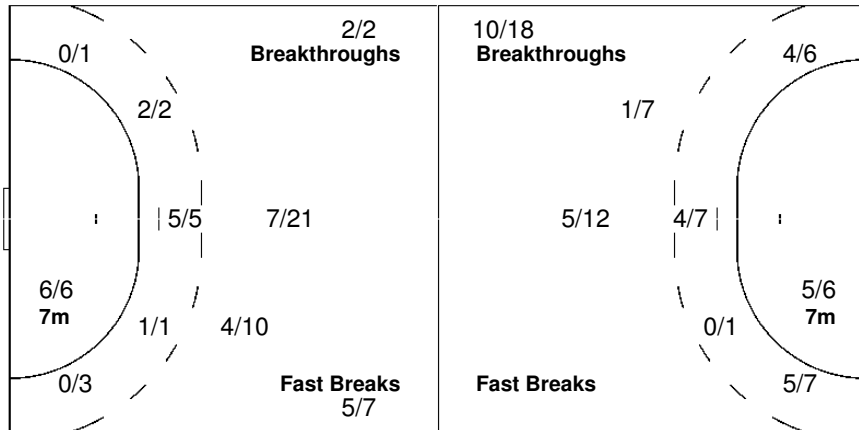
Defence

Goalkeepers

Goals / Shots

Saves / Shots

3/4	2/2	3/5
2/3		1/3
11/12	1/1	9/9
7-Missed	5-Post	5-Blocked



1/7	3/3	3/9
3/5		2/6
1/12	3/5	2/5

1 ROMERO SANCHEZ A.

1/7	3/3	3/9
3/5		2/6
1/12	3/5	2/5

16 LUNA VIVEROS M.

Match Team Statistics

Estadística del equipo por partido / Estatística da Equipe na partida

MEX 32 - 34 CAN

(9 - 12) (14 - 11) (5 - 5) (4 - 6)

Referee: PINTO ADASME R. (CHI) / ORTIZ PINTO R. (CHI)

CAN - Canada

Players		Shots								Offence		Defence		Penalties			TP	
No.	Name	G/S	%	6m	Wing	9m	7m	FB	BT	AS	TF	ST	BS	YC	2Min	RC		EX
1	LEDUC Jonathan																	38:11
2	BESSETTE Geoffroy	5/10	50	0/1	4/6				1/3	1	1	1						78:32
4	PELLETIER Marcelin	2/4	50			0/1			2/3	5	1			1				21:58
5	DEVLIN Dan	2/4	50		0/1				2/3	4	4				1			39:52
6	TODOSIC Andrej	1/1	100		1/1													5:13
7	PION Alexandre	6/9	67	3/6			3/3					1	1	1				49:42
8	PELLERIN Luc											1	2					37:17
9	BOULET Hugo										2							7:23
10	FYFE Sebastien	4/6	67		4/5	0/1				3	3	2		1				80:00
12	HOMSY Ryan																	28:26
13	GODIN Maxime	5/16	31			2/10			3/6	7	5							61:54
14	TAYLOR Mike	1/1	100	1/1							1	1						35:04
15	BERTRAND Alexis	8/13	62			4/7	2/3		2/3	10	1	4			2			63:05
16	LEVESQUE Vincent																	13:23
	Bench/Team																	
	Totals	34/64	53	4/8	9/13	6/19	5/6		10/18	30	18	10	3	3	3			

Goalkeepers		Total Shots		6m Shots		Wing Shots		9m Shots		7m Shots		Fast Breaks		Breakthroughs	
No.	Name	S/S	%	S/S	%	S/S	%	S/S	%	S/S	%	S/S	%	S/S	%
1	LEDUC Jonathan	7/21	33	0/3	0	1/1	100	5/10	50	0/4	0	1/1	100	0/2	0
12	HOMSY Ryan	2/14	14	0/2	0	1/1	100	1/5	20	0/1	0	0/5	0		
16	LEVESQUE Vincent	0/6	0	0/3	0			0/2	0	0/1	0				
	Totals	9/41	22	0/8	0	2/2	100	6/17	35	0/6	0	1/6	17	0/2	0

Team Shots	Goals	Saves	Missed	Post	Blocked	Total	%
6m Shots	4	2		2		8	50
Wing Shots	9	3		1		13	69
9m Shots	6	5	3	4	1	19	32
7m Shots	5	1			n/a	6	83
Fast Breaks							
Breakthroughs	10	7		1		18	56
Totals	34	18	3	8	1	64	53

Number of Attacks: 74, Scoring Efficiency: 46%



Riocentro - Pavilion 3B
 Riocentro Pabellón 3B
 Riocentro Pavilhão 3B

22 JUL 2007
 17:00

Handball
 Balonmano / Handebol

Men
 Hombres / Senhores

Final Round (Classification 7th-8th Place)
 Finales (Clasificación 7 -8) / Finais (Classificação 7 -8)

Match No: 20

Match Team Statistics

Estadística del equipo por partido / Estatística da Equipe na partida

MEX 32 - 34 CAN

(9 - 12) (14 - 11) (5 - 5) (4 - 6)

Referee: PINTO ADASME R. (CHI) / ORTIZ PINTO R. (CHI)

CAN - Canada

Shots Distribution

Players

Goals / Shots

2 BESSETTE G.			4 PELLETIER M.			5 DEVLIN D.			6 TODOSIC A.			7 PION A.			8 PELLERIN L.			9 BOULET H.		
2/2		0/1			1/1			1/1				1/1		1/1						
0/1		1/1						1/2				0/1								
2/3				1/1	0/1				1/1			4/4		0/1						
2-Post			1-Blocked			1-Post						1-Post								
10 FYFE S.			13 GODIN M.			14 TAYLOR M.			15 BERTRAND A.											
	0/1	2/2	1/2	0/2	0/1				2/2		1/2									
2/2					1/1				0/1		1/2									
			2/2	1/4				1/1	2/2		2/2									
1-Missed			1-Missed 3-Post						1-Missed 1-Post											

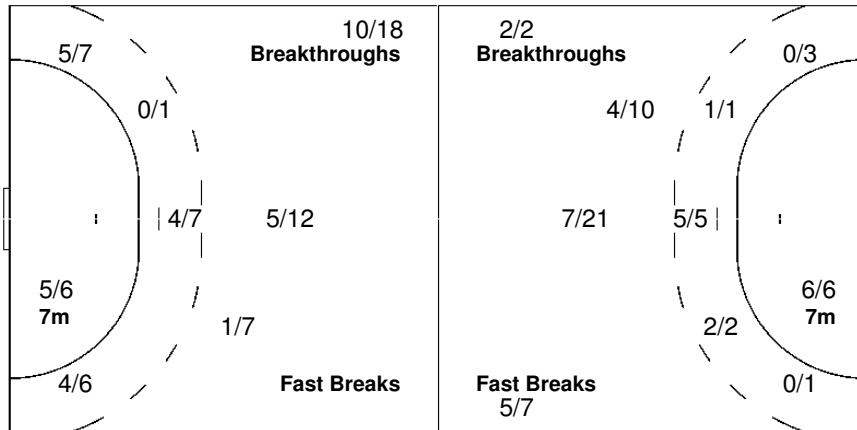
Team

Goals / Shots

6/7	0/3	6/9
2/5		4/6
11/12	2/5	3/5

3-Missed 8-Post 1-Blocked

Offence



Defence

Goalkeepers

Saves / Shots

1/4	0/2	2/5
1/3		2/3
1/12	0/1	0/9

1 LEDUC J.

1/2	0/1	1/3
1/2		2/2
1/5		0/5

12 HOMSY R.

0/1	0/1	1/1
0/1		
0/5	0/1	0/3

16 LEVESQUE V.

0/1		0/1
		0/1
0/2		0/1



Riocentro - Pavilion 3B
 Riocentro Pabellón 3B
 Riocentro Pavilhão 3B

22 JUL 2007
 17:00

Handball
 Balonmano / Handebol

Men
 Hombres / Senhores

Final Round (Classification 7th-8th Place)
 Finales (Clasificación 7 -8) / Finais (Classificação 7 -8)

Match No: 20

Match Team Statistics

Estadística del equipo por partido / Estatística da Equipe na partida

LEGEND									
G/S	Goals / Shots	%	Efficiency	6m	6-metre Shots	7m	7-metre Shots	9m	9-metre Shots
S/S	Saves / Shots	Wing	Wing Shots	FB	Fast Breaks	BT	Breakthroughs	EX	Exclusions
AS	Assists	TF	Technical Faults	ST	Steals	BS	Blocked Shots	TP	Time Played
YC	Yellow Cards	RC	Red Cards	n/a	not applicable	2Min	2 Minute Suspensions		
+	2 Minute + 2 Minute Suspensions								

Results

Resultados / Resultados

CHI 28 - 27 DOM

(14 - 12) (14 - 15)

Referee: VALDOVINOS L. (MEX) / PEREZ E. (PUR)

CHI - Chile

Players		Shots								Penalties			
No.	Name	G/S	%	6m	Wing	9m	7m	FB	BT	YC	2Min	RC	EX
1	HIGUERA GUAJARDO Gaston												
2	MARTINEZ Patricio	4/4	100	1/1	1/1				2/2				
3	CHACANA Francisco	1/3	33					1/3					
4	BAEZA GONZALEZ Pablo												
5	JOFRE Nicolas	4/6	67		2/3	0/1			2/2		1		
6	SALINAS MUNOZ Rodrigo	3/4	75		1/1			2/3					
7	CORNEJO Rodolfo												
9	KASSIS SATORRE Fuad	5/6	83	1/1	2/3	1/1		1/1					
10	FEUTCHMAN Emil	8/17	47			4/11	3/4	1/2			1		
11	MAURIN Felipe	3/7	43	1/3		1/3		1/1					
12	BARRIENTOS Felipe												
13	ARAYA Guillermo	0/1	0		0/1						1		
14	MIHOVILOVICH PEREZ Felipe	0/1	0	0/1									
15	LAGOMARSINO Sebastian	0/2	0		0/1			0/1					
Bench/Team													
Totals		28/51	55	3/6	6/10	6/16	3/4	6/11	4/4	1	2		

Goalkeepers		Saves							
No.	Name	S/S	%	6m	Wing	9m	7m	FB	BT
1	HIGUERA GUAJARDO Gaston	6/16	38	1/1	2/3	1/3	0/2	1/4	1/3
12	BARRIENTOS Felipe	13/29	45	0/3	3/9	4/7	0/1	2/3	4/6
Totals		19/46	41	1/4	5/13	5/10	0/3	3/7	5/9

DOM - Dominican Republic

Players		Shots								Penalties			
No.	Name	G/S	%	6m	Wing	9m	7m	FB	BT	YC	2Min	RC	EX
2	de LEON Kellvin	5/13	38	1/1	1/3	0/3	1/2	2/2	0/2	1	1		
3	de LEON CASTRO Leonis	3/7	43			0/2			3/5				
4	SOSA Antonio	4/8	50		4/7	0/1							
5	TAVERAS LORENZO Luis M.												
6	PUJOLS Rafael	1/5	20	1/3				0/2					
8	BRITO Junior	2/5	40		1/1	0/2		1/2					
9	ABREU Francisco												
10	PAULINO Willivaldo	7/13	54			4/6	2/2	1/2	0/3	1			
11	JACOBO Pablo	3/5	60	1/1		1/3			1/1				
13	ROMERO Felix												
15	AYBAR Frankalbert	0/3	0	0/1		0/2							
17	SEPULVEDA Angel												
18	MATEO Dioris	2/3	67		2/2	0/1				1			
Bench/Team										1			
Totals		27/62	44	3/6	8/13	5/20	3/4	4/8	4/11	4	1		

Goalkeepers		Saves							
No.	Name	S/S	%	6m	Wing	9m	7m	FB	BT
5	TAVERAS LORENZO Luis M.	15/43	35	1/4	2/8	7/13	1/4	4/10	0/4
Totals		15/43	35	1/4	2/8	7/13	1/4	4/10	0/4

RUNNING SCORE

CHI - DOM

1st Half

	0 (1) 1	DE LEON K.
KASSIS SATORRE F.	1 (2) 1	
	1 (2) 2	SOSA A.
JOFRE N.	2 (3) 2	
MARTINEZ P.	3 (4) 2	
SALINAS MUNOZ R.	4 (5) 2	
JOFRE N.	5 (6) 2	
	5 (7) 3	MATEO D.
MARTINEZ P.	6 (7) 3	
FEUTCHMAN E.	7 (8) 3	
	7 (9) 4	PUJOLS R.
	7 (11) 5	SOSA A.
JOFRE N.	8 (11) 5	
	8 (15) 6	DE LEON K.
	8 (16) 7	SOSA A.
MAURIN F.	9 (17) 7	
	9 (18) 8	SOSA A.
	9 (19) 9	MATEO D.
KASSIS SATORRE F.	10 (21) 9	
FEUTCHMAN E.	11 (22) 9	
KASSIS SATORRE F.	12 (25) 9	
CHACANA F.	13 (26) 9	
	13 (26) 10	PAULINO W.
MAURIN F.	14 (27) 10	
	14 (27) 11	PAULINO W.
	14 (30) 12	DE LEON K.

2nd Half

SALINAS MUNOZ R.	15 (3) 12	
	15 (4) 13	PAULINO W.
	15 (5) 14	PAULINO W.
FEUTCHMAN E.	16 (6) 14	
	16 (6) 15	DE LEON K.
MARTINEZ P.	17 (7) 15	
KASSIS SATORRE F.	18 (8) 15	
	18 (10) 16	PAULINO W.
JOFRE N.	19 (11) 16	
SALINAS MUNOZ R.	20 (11) 16	
	20 (13) 17	PAULINO W.
MARTINEZ P.	21 (13) 17	
	21 (14) 18	DE LEON CASTRO L.
	21 (15) 19	JACOBO P.
	21 (15) 20	BRITO J.
FEUTCHMAN E.	22 (16) 20	
	22 (17) 21	JACOBO P.
MAURIN F.	23 (17) 21	
	23 (19) 22	PAULINO W.
	23 (20) 23	BRITO J.
FEUTCHMAN E.	24 (21) 23	
	24 (23) 24	DE LEON CASTRO L.
	24 (24) 25	DE LEON CASTRO L.
FEUTCHMAN E.	25 (25) 25	
	25 (26) 26	DE LEON K.
KASSIS SATORRE F.	26 (26) 26	
	26 (27) 27	JACOBO P.
FEUTCHMAN E.	27 (28) 27	
FEUTCHMAN E.	28 (30) 27	

LEGEND

G/S	Goals / Shots	6m	6-metre Shots	Wing	Wing Shots	EX	Exclusions	BT	Breakthroughs
S/S	Saves / Shots	7m	7-metre Shots	YC	Yellow Cards	2Min	2 Minute Suspensions	FB	Fast Breaks
%	Efficiency	9m	9-metre Shots	RC	Red Cards	+	2 Minute + 2 Minute Suspensions		

Match Team Statistics

Estadística del equipo por partido / Estatística da Equipe na partida

CHI 28 - 27 DOM

(14 - 12) (14 - 15)

Referee: VALDOVINOS L. (MEX) / PEREZ E. (PUR)

CHI - Chile

No.	Name	Shots								Offence		Defence		Penalties			TP	
		G/S	%	6m	Wing	9m	7m	FB	BT	AS	TF	ST	BS	YC	2Min	RC		EX
1	HIGUERA GUAJARDO Gaston																	19:09
2	MARTINEZ Patricio	4/4	100	1/1	1/1				2/2	2	3	2						42:11
3	CHACANA Francisco	1/3	33					1/3										25:01
4	BAEZA GONZALEZ Pablo																	4:17
5	JOFRE Nicolas	4/6	67		2/3	0/1			2/2		3	1			1			48:18
6	SALINAS MUNOZ Rodrigo	3/4	75		1/1				2/3	1	1							43:35
7	CORNEJO Rodolfo																	3:15
9	KASSIS SATORRE Fuad	5/6	83	1/1	2/3	1/1		1/1		7	2	2	1					45:48
10	FEUTCHMAN Emil	8/17	47			4/11	3/4	1/2		6	2				1			40:33
11	MAURIN Felipe	3/7	43	1/3		1/3		1/1		3	2							29:57
12	BARRIENTOS Felipe																	40:51
13	ARAYA Guillermo	0/1	0		0/1							1	2	1				22:12
14	MIHOVILOVICH PEREZ Felipe	0/1	0	0/1						1								40:58
15	LAGOMARSINO Sebastian	0/2	0		0/1			0/1			1							13:55
Bench/Team																		
Totals		28/51	55	3/6	6/10	6/16	3/4	6/11	4/4	20	14	6	3	1	2			

No.	Name	Total Shots		6m Shots		Wing Shots		9m Shots		7m Shots		Fast Breaks		Breakthroughs	
		S/S	%	S/S	%	S/S	%	S/S	%	S/S	%	S/S	%	S/S	%
1	HIGUERA GUAJARDO Gaston	6/16	38	1/1	100	2/3	67	1/3	33	0/2	0	1/4	25	1/3	33
12	BARRIENTOS Felipe	13/30	43	0/3	0	3/10	30	4/7	57	0/1	0	2/3	67	4/6	67
Totals		19/46	41	1/4	25	5/13	38	5/10	50	0/3	0	3/7	43	5/9	56

Team Shots	Goals	Saves	Missed	Post	Blocked	Total	%
6m Shots	3	1		2		6	50
Wing Shots	6	2	1		1	10	60
9m Shots	6	7		2	1	16	38
7m Shots	3	1			n/a	4	75
Fast Breaks	6	4	1			11	55
Breakthroughs	4					4	100
Totals	28	15	2	4	2	51	55

Number of Attacks: 62, Scoring Efficiency: 45%

Match Team Statistics

Estadística del equipo por partido / Estatística da Equipe na partida

CHI 28 - 27 DOM

(14 - 12) (14 - 15)

Referee: VALDOVINOS L. (MEX) / PEREZ E. (PUR)

CHI - Chile

Shots Distribution

Players

Goals / Shots

2 MARTINEZ P.	3 CHACANA F.	4 BAEZA GONZALEZ P.	5 JOFRE N.	6 SALINAS MUNOZ R.	7 CORNEJO R.	9 KASSIS SATORRE F.
1/1	0/1 1/1					1/1
2/2	0/1		1/2 2/2	1/1 1/1		1/1 1/1 1/1

1-Blocked 1-Missed

1-Missed

10 FEUTCHMAN E.	11 MAURIN F.	13 ARAYA G.	14 MIHOVLOVICH PEREZ F.	15 LAGOMARSINO S.
1/1 0/1 0/2		0/1		
0/1 3/4	1/2 1/1			0/1
2/4				0/1

1-Post 1-Blocked

2-Post

1-Post

Team

Offence

Defence

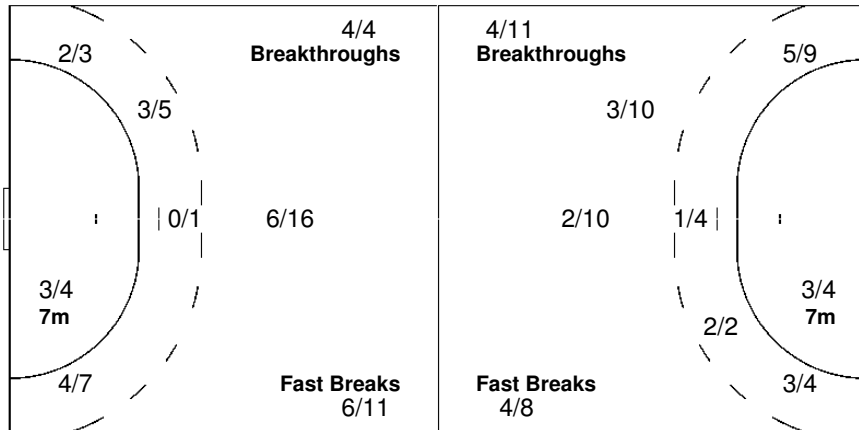
Goalkeepers

Goals / Shots

Saves / Shots

1/2	0/1	1/4
2/5	1/1	6/7
7/11	3/4	7/8

2-Missed 4-Post 2-Blocked



2/3	3/8	2/5
1/4	4/4	4/6
0/7	2/4	1/5

1 HIGUERA GUAJARDO G.

1/2	1/3	1/2
0/1	1/1	2/3
0/2		0/2

12 BARRIENTOS F.

1/1	2/5	1/3
1/3	3/3	2/3
0/5	2/4	1/3

Match Team Statistics

Estadística del equipo por partido / Estatística da Equipe na partida

CHI 28 - 27 DOM

(14 - 12) (14 - 15)

Referee: VALDOVINOS L. (MEX) / PEREZ E. (PUR)

DOM - Dominican Republic

Players		Shots								Offence		Defence		Penalties			TP	
No.	Name	G/S	%	6m	Wing	9m	7m	FB	BT	AS	TF	ST	BS	YC	2Min	RC		EX
2	de LEON Kellvin	5/13	38	1/1	1/3	0/3	1/2	2/2	0/2	4				1	1			60:00
3	de LEON CASTRO Leonis	3/7	43			0/2			3/5	4	1	1						30:32
4	SOSA Antonio	4/8	50		4/7	0/1				1	1	1						34:04
5	TAVERAS LORENZO Luis M.									1	1							60:00
6	PUJOLS Rafael	1/5	20	1/3				0/2		1	2	1						51:00
8	BRITO Junior	2/5	40		1/1	0/2		1/2		2	1	1						34:32
9	ABREU Francisco																	11:34
10	PAULINO Willivaldo	7/13	54			4/6	2/2	1/2	0/3	4	5		1	1				43:46
11	JACOBO Pablo	3/5	60	1/1		1/3			1/1	4	2							31:40
13	ROMERO Felix																	
15	AYBAR Frankalbert	0/3	0	0/1		0/2					1	1						30:49
17	SEPULVEDA Angel									1		3	1					15:45
18	MATEO Dioris	2/3	67		2/2	0/1					1			1				16:18
Bench/Team														1				
Totals		27/62	44	3/6	8/13	5/20	3/4	4/8	4/11	22	15	8	2	4	1			

Goalkeepers		Total Shots		6m Shots		Wing Shots		9m Shots		7m Shots		Fast Breaks		Breakthroughs	
No.	Name	S/S	%	S/S	%	S/S	%	S/S	%	S/S	%	S/S	%	S/S	%
5	TAVERAS LORENZO Luis M.	15/43	35	1/4	25	2/8	25	7/13	54	1/4	25	4/10	40	0/4	0
Totals		15/43	35	1/4	25	2/8	25	7/13	54	1/4	25	4/10	40	0/4	0

Team Shots	Goals	Saves	Missed	Post	Blocked	Total	%
6m Shots	3	1	1	1		6	50
Wing Shots	8	5				13	62
9m Shots	5	5	4	3	3	20	25
7m Shots	3			1	n/a	4	75
Fast Breaks	4	3		1		8	50
Breakthroughs	4	5	1	1		11	36
Totals	27	19	6	7	3	62	44

Number of Attacks: 63, Scoring Efficiency: 43%

Match Team Statistics

Estadística del equipo por partido / Estatística da Equipe na partida

CHI 28 - 27 DOM

(14 - 12) (14 - 15)

Referee: VALDOVINOS L. (MEX) / PEREZ E. (PUR)

DOM - Dominican Republic

Shots Distribution

2 DE LEON K.			3 DE LEON CASTRO L.			4 SOSA A.			6 PUJOLS R.			8 BRITO J.			9 ABREU F.			10 PAULINO W.		
	2/2	0/2					0/1			1/2								1/2	1/2	2/2
1/1	0/2	0/1			0/1	1/1	0/1	1/1		0/1				0/1				0/1		1/2
2/2			2/2		1/2	2/2	0/1							2/2				1/1		1/1
3-Post			2-Missed			1-Missed			2-Post			1-Post 1-Blocked			1-Post 1-Blocked					

11 JACOBO P.			13 ROMERO F.			15 AYBAR F.			17 SEPULVEDA A.			18 MATEO D.		
0/1	1/1	1/1												
												1/1		
	1/1												1/2	
1-Blocked						3-Missed								

Team	Offence	Defence	Goalkeepers																											
Goals / Shots			Saves / Shots																											
<table border="1"> <tr><td>1/3</td><td>5/8</td><td>3/5</td></tr> <tr><td>3/4</td><td>0/4</td><td>2/6</td></tr> <tr><td>7/7</td><td>2/4</td><td>4/5</td></tr> </table> <p>6-Missed 7-Post 3-Blocked</p>	1/3	5/8	3/5	3/4	0/4	2/6	7/7	2/4	4/5	<p>4/11 Breakthroughs</p> <p>4/4 Breakthroughs</p> <p>6/16</p> <p>4/8 Fast Breaks</p> <p>6/11 Fast Breaks</p>	<p>4/7</p> <p>0/1</p> <p>3/5</p> <p>2/3</p>	<table border="1"> <tr><td>1/2</td><td>1/1</td><td>3/4</td></tr> <tr><td>3/5</td><td>0/1</td><td>1/7</td></tr> <tr><td>4/11</td><td>1/4</td><td>1/8</td></tr> </table> <p>5 TAVERAS LORENZO L.</p> <table border="1"> <tr><td>1/2</td><td>1/1</td><td>3/4</td></tr> <tr><td>3/5</td><td>0/1</td><td>1/7</td></tr> <tr><td>4/11</td><td>1/4</td><td>1/8</td></tr> </table>	1/2	1/1	3/4	3/5	0/1	1/7	4/11	1/4	1/8	1/2	1/1	3/4	3/5	0/1	1/7	4/11	1/4	1/8
1/3	5/8	3/5																												
3/4	0/4	2/6																												
7/7	2/4	4/5																												
1/2	1/1	3/4																												
3/5	0/1	1/7																												
4/11	1/4	1/8																												
1/2	1/1	3/4																												
3/5	0/1	1/7																												
4/11	1/4	1/8																												

LEGEND			
G/S	Goals / Shots	%	Efficiency
S/S	Saves / Shots	Wing	Wing Shots
AS	Assists	TF	Technical Faults
YC	Yellow Cards	RC	Red Cards
+	2 Minute + 2 Minute Suspensions		
6m	6-metre Shots	7m	7-metre Shots
FB	Fast Breaks	BT	Breakthroughs
ST	Steals	BS	Blocked Shots
n/a	not applicable	2Min	2 Minute Suspensions
9m	9-metre Shots	EX	Exclusions
		TP	Time Played

Results

Resultados / Resultados

BRA 28 - 16 URU

(15 - 6) (13 - 10)

Referee: ROBLEDO J. (ARG) / SOBENKO M. (ARG)

RUNNING SCORE

BRA - URU

BRA - Brazil

No.	Name	Shots								Penalties										
		G/S	%	6m	Wing	9m	7m	FB	BT	YC	2Min	RC	EX							
1	SANTOS Maik																			
3	PACHECO FILHO Fernando	3/7	43			1/5		1/1	1/1											
5	ERTEL Carlos	1/1	100					1/1												
6	SILVA Danilo	1/4	25	1/2				0/2		1										
8	SOUZA Bruno	2/2	100	1/1		1/1														
9	BORTOLINI Leonardo	6/6	100			3/3	2/2	1/1												
10	JUSTINO Helio	2/5	40	1/1	0/1		0/2	1/1												
11	KOJOROSKI Jagson	1/3	33			0/1		1/1	0/1	1	1									
12	VASCONCELOS Alexandre																			
13	LAUREANO Silvio	4/6	67		2/4			2/2		1										
17	RIBEIRO Felipe	4/4	100	1/1			2/2	1/1												
18	SANTANA Bruno	3/5	60	0/1		0/1		2/2	1/1											
19	PIZZINATTO Jardel	0/1	0	0/1								2								
28	OLIVEIRA Guilherme	1/4	25			1/4														
	Bench/Team																			
Totals		28/48	58	4/7	2/5	6/15	4/6	10/12	2/3	3	3									

1st Half	
PACHECO FILHO F.	1 (2) 0
	1 (3) 1 SPANGENBERG TORRE G.
PACHECO FILHO F.	2 (3) 1
	2 (4) 2 CARO SPALLA P.
SOUZA B.	3 (4) 2
RIBEIRO F.	4 (7) 2
	4 (9) 3 WENZEL SCASSO H.
SANTANA B.	5 (11) 3
SANTANA B.	6 (13) 3
SOUZA B.	7 (16) 3
SILVA D.	8 (17) 3
PACHECO FILHO F.	9 (18) 3
	9 (19) 4 GAMBA CONFORTE G.
JUSTINO H.	10 (21) 4
BORTOLINI L.	11 (26) 4
	11 (26) 5 POGGIO GIUBBANI P.
LAUREANO S.	12 (27) 5
KOJOROSKI J.	13 (27) 5
	13 (28) 6 FABRA GENTILE N.
BORTOLINI L.	14 (29) 6
LAUREANO S.	15 (30) 6

Goalkeepers		Saves							
No.	Name	S/S	%	6m	Wing	9m	7m	FB	BT
1	SANTOS Maik	6/16	38	1/4	2/5	3/5		0/2	
12	VASCONCELOS Alexandre	8/14	57	1/1	1/3	6/8			0/2
Totals		14/30	47	2/5	3/8	9/13		0/2	0/2

URU - Uruguay

No.	Name	Shots								Penalties										
		G/S	%	6m	Wing	9m	7m	FB	BT	YC	2Min	RC	EX							
2	POGGIO GIUBBANI Pablo Ezequiel	2/3	67	0/1	2/2					1										
3	CARO SPALLA Pablo	2/10	20		1/2	1/8				1										
5	MALFATTI CUNHAR Maximiliano										1									
8	MONTES GOITIA Pablo Andres	1/3	33			1/3														
9	FABRA GENTILE Nicolas Gonzalo	3/7	43	1/2	0/1	1/2	0/1	1/1				1								
10	NOVERI HORTA Sebastian	1/3	33		0/1	0/1		1/1												
12	PINTOS QUINTANA Carlos Gabriel																			
13	GRATADOUX TANCREDI Maximiliano											1								
14	GAMBA CONFORTE Gonzalo	1/3	33	0/1		0/1			1/1											
15	BERNAL AGARE Rodrigo																			
16	SUBERBIELLE BARBIERI Luis Euardo																			
18	SPANGENBERG TORRE Gabriel	1/4	25			1/3			0/1	1	1									
19	WENZEL SCASSO Hermann Gustavo	4/6	67	1/1	2/4			1/1												
20	ORLANDO BUQUET Nicolas Rubek	1/1	100	1/1																
	Bench/Team									1										
Totals		16/40	40	3/6	5/10	4/18	0/1	2/2	2/3	4	4									

2nd Half	
BORTOLINI L.	16 (1) 6
	16 (2) 7 WENZEL SCASSO H.
SANTANA B.	17 (2) 7
	17 (3) 8 FABRA GENTILE N.
	17 (6) 9 POGGIO GIUBBANI P.
JUSTINO H.	18 (6) 9
ERTEL C.	19 (7) 9
	19 (8) 10 ORLANDO BUQUET N.
LAUREANO S.	20 (9) 10
	20 (11) 11 MONTES GOITIA P.
BORTOLINI L.	21 (13) 11
	21 (14) 12 FABRA GENTILE N.
BORTOLINI L.	22 (15) 12
	22 (17) 13 CARO SPALLA P.
RIBEIRO F.	23 (20) 13
LAUREANO S.	24 (21) 13
	24 (22) 14 WENZEL SCASSO H.
RIBEIRO F.	25 (22) 14
	25 (24) 15 NOVERI HORTA S.
	26 (25) 15
	26 (26) 16 WENZEL SCASSO H.
BORTOLINI L.	27 (26) 16
RIBEIRO F.	28 (30) 16

Goalkeepers		Saves							
No.	Name	S/S	%	6m	Wing	9m	7m	FB	BT
12	PINTOS QUINTANA Carlos Gabriel	2/17	12	0/2	0/1	2/5	0/1	0/7	0/1
16	SUBERBIELLE BARBIERI Luis Euardo	10/23	43	2/4	1/2	3/6	1/4	2/5	1/2
Totals		12/40	30	2/6	1/3	5/11	1/5	2/12	1/3

LEGEND

G/S	Goals / Shots	6m	6-metre Shots	Wing	Wing Shots	EX	Exclusions	BT	Breakthroughs
S/S	Saves / Shots	7m	7-metre Shots	YC	Yellow Cards	2Min	2 Minute Suspensions	FB	Fast Breaks
%	Efficiency	9m	9-metre Shots	RC	Red Cards	+	2 Minute + 2 Minute Suspensions		

Match Team Statistics

Estadística del equipo por partido / Estatística da Equipe na partida

BRA 28 - 16 URU

(15 - 6) (13 - 10)

Referee: ROBLEDO J. (ARG) / SOBENKO M. (ARG)

BRA - Brazil

Players		Shots								Offence		Defence		Penalties			TP	
No.	Name	G/S	%	6m	Wing	9m	7m	FB	BT	AS	TF	ST	BS	YC	2Min	RC		EX
1	SANTOS Maik																	30:00
3	PACHECO FILHO Fernando	3/7	43			1/5		1/1	1/1	4	1	1						37:14
5	ERTEL Carlos	1/1	100					1/1		2								9:41
6	SILVA Danilo	1/4	25	1/2				0/2		1	2	1	3	1				39:34
8	SOUZA Bruno	2/2	100	1/1		1/1				1	1							5:19
9	BORTOLINI Leonardo	6/6	100			3/3	2/2	1/1		3	1	1						18:16
10	JUSTINO Helio	2/5	40	1/1	0/1		0/2	1/1		1		1						30:23
11	KOJOROSKI Jaqson	1/3	33			0/1		1/1	0/1			3	1		1	1		29:13
12	VASCONCELOS Alexandre										1							30:00
13	LAUREANO Silvio	4/6	67		2/4			2/2				1		1				60:00
17	RIBEIRO Felipe	4/4	100	1/1			2/2	1/1		5	2	4						30:36
18	SANTANA Bruno	3/5	60	0/1		0/1		2/2	1/1	2	2	3						42:56
19	PIZZINATTO Jardel	0/1	0	0/1												2		21:04
28	OLIVEIRA Guilherme	1/4	25			1/4				4	2							35:44
Bench/Team																		
Totals		28/48	58	4/7	2/5	6/15	4/6	10/12	2/3	23	15	13	3	3	3			

Goalkeepers		Total Shots		6m Shots		Wing Shots		9m Shots		7m Shots		Fast Breaks		Breakthroughs	
No.	Name	S/S	%	S/S	%	S/S	%	S/S	%	S/S	%	S/S	%	S/S	%
1	SANTOS Maik	6/16	38	1/4	25	2/5	40	3/5	60			0/2	0		
12	VASCONCELOS Alexandre	8/14	57	1/1	100	1/3	33	6/8	75					0/2	0
Totals		14/30	47	2/5	40	3/8	38	9/13	69			0/2	0	0/2	0

Team Shots	Goals	Saves	Missed	Post	Blocked	Total	%
6m Shots	4	2		1		7	57
Wing Shots	2	1	1	1		5	40
9m Shots	6	5	1	2	1	15	40
7m Shots	4	1	1		n/a	6	67
Fast Breaks	10	2				12	83
Breakthroughs	2	1				3	67
Totals	28	12	3	4	1	48	58

Number of Attacks: 59, Scoring Efficiency: 47%

Match Team Statistics

Estadística del equipo por partido / Estatística da Equipe na partida

BRA 28 - 16 URU

(15 - 6) (13 - 10)

Referee: ROBLEDO J. (ARG) / SOBENKO M. (ARG)

BRA - Brazil

Shots Distribution

Players

Goals / Shots

3 PACHECO FILHO F.	5 ERTEL C.	6 SILVA D.	8 SOUZA B.	9 BORTOLINI L.	10 JUSTINO H.	11 KOJOROSKI J.
0/1	1/1	0/1	1/1	3/3	1/1	0/1
2/2		1/3		2/2		1/1
1/1	0/1		1/1	1/1	1/1	0/1

1-Post 1-Blocked

1-Missed

13 LAUREANO S.	17 RIBEIRO F.	18 SANTANA B.	19 PIZZINATTO J.	28 OLIVEIRA G.
1/1	2/2	1/1	0/1	1/1
		2/3		
2/2	1/1	2/2		0/1

1-Missed 1-Post

1-Post

1-Missed 1-Post

Team

Offence

Defence

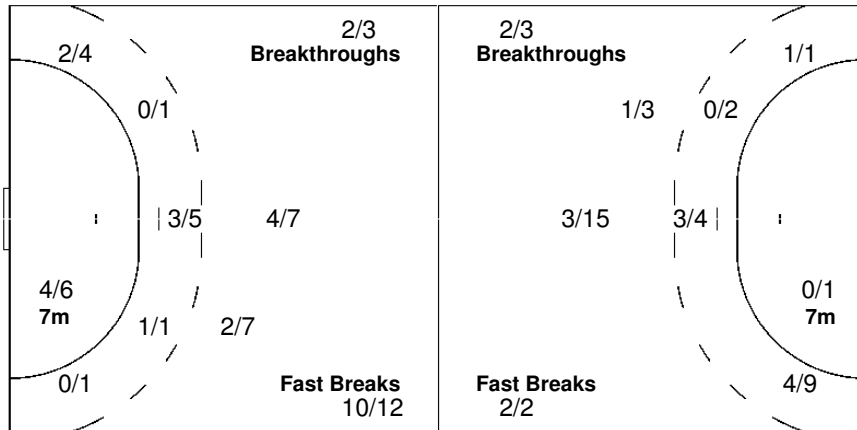
Goalkeepers

Goals / Shots

Saves / Shots

1/3	5/5	5/6
1/4		6/7
7/9	1/1	2/5

3-Missed 4-Post 1-Blocked



1/5	4/4	1/2
	1/1	1/2
0/4	4/7	2/5

1 SANTOS M.

0/2	3/3	0/1
	1/1	0/1
0/2	1/4	1/2

12 VASCONCELOS A.

1/3	1/1	1/1
		1/1
0/2	3/3	1/3

Match Team Statistics

Estadística del equipo por partido / Estatística da Equipe na partida

BRA 28 - 16 URU

(15 - 6) (13 - 10)

Referee: ROBLEDO J. (ARG) / SOBENKO M. (ARG)

URU - Uruguay

Players		Shots								Offence		Defence		Penalties			TP	
No.	Name	G/S	%	6m	Wing	9m	7m	FB	BT	AS	TF	ST	BS	YC	2Min	RC		EX
2	POGGIO GIUBBANI Pablo Ezequiel	2/3	67	0/1	2/2					2	3	1		1				22:31
3	CARO SPALLA Pablo	2/10	20		1/2	1/8				1	1			1				47:49
5	MALFATTI CUNHAR Maximiliano												1		1			21:27
8	MONTES GOITIA Pablo Andres	1/3	33			1/3				3	3							24:52
9	FABRA GENTILE Nicolas Gonzalo	3/7	43	1/2	0/1	1/2	0/1		1/1	1	1				1			33:24
10	NOVERI HORTA Sebastian	1/3	33		0/1	0/1		1/1			2							28:30
12	PINTOS QUINTANA Carlos Gabriel										2							30:00
13	GRATADOUX TANCREDI Maximiliano									2	2				1			26:33
14	GAMBA CONFORTE Gonzalo	1/3	33	0/1		0/1		1/1			3	1						24:09
15	BERNAL AGARE Rodrigo									2	1							35:19
16	SUBERBIELLE BARBIERI Luis Euardo																	30:00
18	SPANGENBERG TORRE Gabriel	1/4	25			1/3		0/1		1	7			1	1			41:12
19	WENZEL SCASSO Hermann Gustavo	4/6	67	1/1	2/4			1/1		1	1							42:19
20	ORLANDO BUQUET Nicolas Rubek	1/1	100	1/1														11:55
Bench/Team														1				
Totals		16/40	40	3/6	5/10	4/18	0/1	2/2	2/3	13	26	2	1	4	4			

Goalkeepers		Total Shots		6m Shots		Wing Shots		9m Shots		7m Shots		Fast Breaks		Breakthroughs	
No.	Name	S/S	%	S/S	%	S/S	%	S/S	%	S/S	%	S/S	%	S/S	%
12	PINTOS QUINTANA Carlos Gabriel	2/17	12	0/2	0	0/1	0	2/5	40	0/1	0	0/7	0	0/1	0
16	SUBERBIELLE BARBIERI Luis Euardo	10/23	43	2/4	50	1/2	50	3/6	50	1/4	25	2/5	40	1/2	50
Totals		12/40	30	2/6	33	1/3	33	5/11	45	1/5	20	2/12	17	1/3	33

Team Shots	Goals	Saves	Missed	Post	Blocked	Total	%
6m Shots	3	2		1		6	50
Wing Shots	5	3		2		10	50
9m Shots	4	9	1	2	2	18	22
7m Shots				1	n/a	1	0
Fast Breaks	2					2	100
Breakthroughs	2			1		3	67
Totals	16	14	1	7	2	40	40

Number of Attacks: 58, Scoring Efficiency: 28%

Match Team Statistics

Estadística del equipo por partido / Estatística da Equipe na partida

BRA 28 - 16 URU

(15 - 6) (13 - 10)

Referee: ROBLEDO J. (ARG) / SOBENKO M. (ARG)

URU - Uruguay

Shots Distribution

Players

Goals / Shots

2 POGGIO GIUBBANI P.	3 CARO SPALLA P.	5 MALFATTI CUNHAR M.	8 MONTES GOITIA P.	9 FABRA GENTILE N.	10 NOVERI HORTA S.	13 GRATADOUX TANCREDI M.
1/1	0/1 0/1		1/1	2/2	0/1	
	0/1 0/1					
	1/1 1/2		0/1		1/2	
	1-Post 2-Blocked		1-Post	1-Missed 3-Post		
14 GAMBA CONFORTE G.	15 BERNAL AGARE R.	18 SPANGENBERG TORRE G.	19 WENZEL SCASSO H.	20 ORLANDO BUQUET N.		
		0/2	0/1			
				1/1		
0/1 1/2		1/1	1/1 1/1 1/1	1/1		
		1-Post	1-Post			

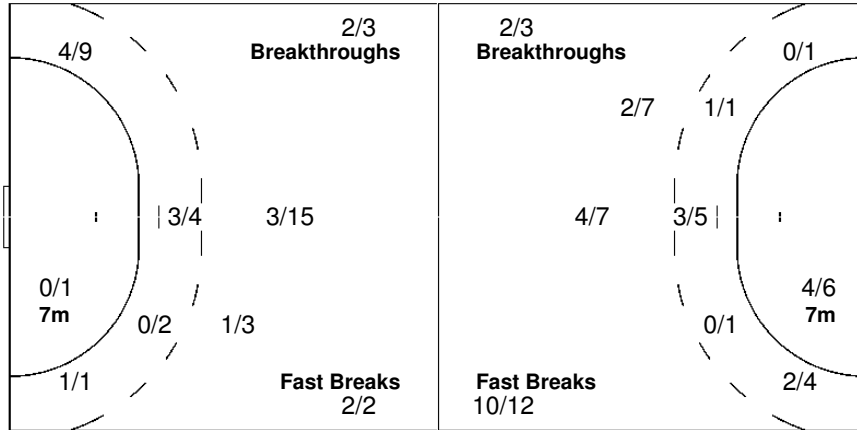
Team

Goals / Shots

4/5	0/4	1/2
	0/1	1/2
4/4	3/7	3/5

1-Missed 7-Post 2-Blocked

Offence



Defence

Goalkeepers

Saves / Shots

2/3	0/5	1/6
3/4		1/7
2/9	0/1	3/5

12 PINTOS QUINTANA C.

	0/2	0/1
1/2		0/5
0/4	0/1	1/2

16 SUBERBIELLE BARBIERI L.

2/3	0/3	1/5
2/2		1/2
2/5		2/3

LEGEND			
G/S	Goals / Shots	%	Efficiency
S/S	Saves / Shots	Wing	Wing Shots
AS	Assists	TF	Technical Faults
YC	Yellow Cards	RC	Red Cards
+	2 Minute + 2 Minute Suspensions		
6m	6-metre Shots	7m	7-metre Shots
8m	8-metre Shots	9m	9-metre Shots
FB	Fast Breaks	BT	Breakthroughs
ST	Steals	BS	Blocked Shots
n/a	not applicable	2Min	2 Minute Suspensions
		EX	Exclusions
		TP	Time Played

Results

Resultados / Resultados

ARG 30 - 29 CUB

(12 - 14) (13 - 11) (5 - 4)

Referee: AIRES MENEZES N. (BRA) / PINTO R. (BRA)

RUNNING SCORE

ARG - CUB

ARG - Argentina

No.	Name	Shots								Penalties			
		G/S	%	6m	Wing	9m	7m	FB	BT	YC	2Min	RC	EX
1	SCHULZ Matias Carlos												
2	CREVATIN Sergio Pablo	1/2	50	1/2							2		
3	PIZARRO Federico	3/9	33	1/3	1/3	0/1	1/2				1		
5	LIMA Matias Martin	2/4	50	0/1			1/2						
6	CASTRO Mariano Agustin	5/7	71	3/4	0/1						2/2		
7	FERRO Maximiliano												
8	CARRARA Alejo Juan	0/1	0					0/1			2		
9	QUERIN Leonardo Facundo	3/3	100			2/2		1/1			1		
10	CIVELLI Bruno	10/14	71	2/3	1/2	6/8		1/1			1		
11	TORRES Facundo	5/10	50		3/6		1/2	1/2		1			
13	la ROSA Emiliano	0/1	0					0/1					
15	CAROU Gonzalo Matias									1	2		
16	PARDALES German Alejandro												
17	MIGUELES Damian Emmanuel	1/3	33	0/1	1/1	0/1					1		
	Bench/Team									1			
	Totals	30/54	56	7/14	6/13	8/12	3/6	3/6	3/3	3	10		

No.	Name	Saves							
		S/S	%	6m	Wing	9m	7m	FB	BT
1	SCHULZ Matias Carlos	10/30	33	7/14	1/2	1/3	1/4	0/2	0/5
16	PARDALES German Alejandro	0/9	0	0/1		0/1	0/1	0/2	0/4
	Totals	10/39	26	7/15	1/2	1/4	1/5	0/4	0/9

CUB - Cuba

No.	Name	Shots								Penalties			
		G/S	%	6m	Wing	9m	7m	FB	BT	YC	2Min	RC	EX
2	TURINO NOA Raifer	2/2	100	1/1	1/1					1	1		
3	CORZO Guillermo	8/13	62	0/4		2/3			6/6	1	2		
4	MARTI DIAZ Edgard	1/5	20	0/1	0/1	0/1	0/1	1/1					
5	DIAZ de ARMAS Randy	1/2	50	1/2									
6	FONSECA ALEAGA Denip	3/6	50	2/4		0/1		1/1			1		
7	FERNANDEZ LESCAYLLI Denis Enyer												
10	PAVAN LOPEZ Jorge Luis	13/20	65	4/8		1/1	4/6	1/2	3/3	1	1		
11	PAZ MARQUEZ Ariel												
12	IGLESIAS POVEA Misael												
13	CAROL MARZO Frankis										1	1	
14	TOMACEN CARMONA Yinkelly	1/1	100					1/1			2		
15	AMADOR SALINAS Daymaro												
16	VALDES LUIS Eurelbis												
	Bench/Team												
	Totals	29/49	59	8/20	1/2	3/6	4/7	4/5	9/9	3	8	1	

No.	Name	Saves							
		S/S	%	6m	Wing	9m	7m	FB	BT
12	IGLESIAS POVEA Misael	17/47	36	4/11	5/11	3/11	2/5	3/6	0/3
16	VALDES LUIS Eurelbis	2/2	100	2/2					
	Totals	19/49	39	6/13	5/11	3/11	2/5	3/6	0/3

1st Half

	0 (1) 1	CORZO G.
LIMA M.	1 (1) 1	
	1 (2) 2	PAVAN LOPEZ J.
	1 (5) 3	PAVAN LOPEZ J.
PIZARRO F.	2 (6) 3	
	2 (7) 4	MARTI DIAZ E.
	2 (8) 5	CORZO G.
QUERIN L.	3 (9) 5	
CIVELLI B.	4 (10) 5	
	4 (10) 6	PAVAN LOPEZ J.
	4 (13) 7	TOMACEN CARMONA Y.
	4 (14) 8	CORZO G.
TORRES F.	5 (15) 8	
	5 (15) 9	TURINO NOA R.
	5 (16) 10	FONSECA ALEAGA D.
TORRES F.	6 (17) 10	
	6 (19) 11	PAVAN LOPEZ J.
CASTRO M.	7 (22) 11	
PIZARRO F.	8 (22) 11	
QUERIN L.	9 (24) 11	
	9 (25) 12	FONSECA ALEAGA D.
TORRES F.	10 (26) 12	
	10 (26) 13	PAVAN LOPEZ J.
CASTRO M.	11 (27) 13	
	11 (30) 14	CORZO G.
TORRES F.	12 (30) 14	

2nd Half

CASTRO M.	13 (2) 14	
	13 (3) 15	PAVAN LOPEZ J.
	13 (4) 16	CORZO G.
PIZARRO F.	14 (6) 16	
	14 (9) 17	CORZO G.
CASTRO M.	15 (10) 17	
	15 (11) 18	CORZO G.
CIVELLI B.	16 (12) 18	
	16 (12) 19	PAVAN LOPEZ J.
	16 (13) 20	PAVAN LOPEZ J.
CIVELLI B.	17 (14) 20	
CIVELLI B.	18 (16) 20	
	18 (16) 21	PAVAN LOPEZ J.
CIVELLI B.	19 (18) 21	
CIVELLI B.	20 (19) 21	
CREVATIN S.	21 (20) 21	
	21 (20) 22	PAVAN LOPEZ J.
CIVELLI B.	22 (21) 22	
	22 (22) 23	FONSECA ALEAGA D.
CASTRO M.	23 (22) 23	
	23 (23) 24	DIAZ DE ARMAS R.
QUERIN L.	24 (25) 24	
	24 (30) 25	TURINO NOA R.
LIMA M.	25 (30) 25	

1st Overtime

CIVELLI B.	26 (1) 25	
	26 (2) 26	PAVAN LOPEZ J.
TORRES F.	27 (3) 26	
	27 (7) 27	PAVAN LOPEZ J.
CIVELLI B.	28 (8) 27	
	28 (9) 28	CORZO G.
CIVELLI B.	29 (9) 28	
MIGUELES D.	30 (10) 28	
	30 (10) 29	PAVAN LOPEZ J.

LEGEND

G/S	Goals / Shots	6m	6-metre Shots	Wing	Wing Shots	EX	Exclusions	BT	Breakthroughs
S/S	Saves / Shots	7m	7-metre Shots	YC	Yellow Cards	2Min	2 Minute Suspensions	FB	Fast Breaks
%	Efficiency	9m	9-metre Shots	RC	Red Cards	+	2 Minute + 2 Minute Suspensions		

Match Team Statistics

Estadística del equipo por partido / Estatística da Equipe na partida

ARG 30 - 29 CUB

(12 - 14) (13 - 11) (5 - 4)

Referee: AIRES MENEZES N. (BRA) / PINTO R. (BRA)

ARG - Argentina

Players		Shots								Offence		Defence		Penalties			TP	
No.	Name	G/S	%	6m	Wing	9m	7m	FB	BT	AS	TF	ST	BS	YC	2Min	RC		EX
1	SCHULZ Matias Carlos																	56:01
2	CREVATIN Sergio Pablo	1/2	50	1/2											2			30:43
3	PIZARRO Federico	3/9	33	1/3	1/3	0/1	1/2			1	1				1			24:21
5	LIMA Matias Martin	2/4	50	0/1			1/2		1/1	1	1	1						18:52
6	CASTRO Mariano Agustin	5/7	71	3/4	0/1				2/2	1	4	1						50:58
7	FERRO Maximiliano																	
8	CARRARA Alejo Juan	0/1	0					0/1		1					2			29:47
9	QUERIN Leonardo Facundo	3/3	100			2/2		1/1		2	1	2	1		1			42:46
10	CIVELLI Bruno	10/14	71	2/3	1/2	6/8		1/1		6	2	3			1			70:00
11	TORRES Facundo	5/10	50		3/6		1/2	1/2				1		1				52:01
13	la ROSA Emiliano	0/1	0					0/1			2							16:44
15	CAROU Gonzalo Matias									2	2	2	2	1	2			60:19
16	PARDALES German Alejandro																	13:59
17	MIGUELES Damian Emmanuel	1/3	33	0/1	1/1	0/1					1					1		23:29
Bench/Team														1				
Totals		30/54	56	7/14	6/13	8/12	3/6	3/6	3/3	14	14	10	3	3	10			

Goalkeepers		Total Shots		6m Shots		Wing Shots		9m Shots		7m Shots		Fast Breaks		Breakthroughs	
No.	Name	S/S	%	S/S	%	S/S	%	S/S	%	S/S	%	S/S	%	S/S	%
1	SCHULZ Matias Carlos	10/30	33	7/14	50	1/2	50	1/3	33	1/4	25	0/2	0	0/5	0
16	PARDALES German Alejandro	0/9	0	0/1	0			0/1	0	0/1	0	0/2	0	0/4	0
Totals		10/39	26	7/15	47	1/2	50	1/4	25	1/5	20	0/4	0	0/9	0

Team Shots	Goals	Saves	Missed	Post	Blocked	Total	%
6m Shots	7	6		1		14	50
Wing Shots	6	5	1	1		13	46
9m Shots	8	3		1		12	67
7m Shots	3	2		1	n/a	6	50
Fast Breaks	3	3				6	50
Breakthroughs	3					3	100
Totals	30	19	1	4		54	56

Number of Attacks: 67, Scoring Efficiency: 45%

Match Team Statistics

Estadística del equipo por partido / Estatística da Equipe na partida

ARG 30 - 29 CUB

(12 - 14) (13 - 11) (5 - 4)

Referee: AIRES MENEZES N. (BRA) / PINTO R. (BRA)

ARG - Argentina

Shots Distribution

Players

Goals / Shots

2 CREVATIN S.			3 PIZARRO F.			5 LIMA M.			6 CASTRO M.			7 FERRO M.			8 CARRARA A.			9 QUERIN L.		
0/1			1/1		0/2			0/1	2/2							0/1				1/1
		1/1	0/1	1/1	1/2	1/1			1/1	2/2									1/1	1/1
1-Post			2-Post			1-Post														
10 CIVELLI B.			11 TORRES F.			13 LA ROSA E.			15 CAROU G.			17 MIGUELES D.								
1/1	1/1	2/2		1/2												0/1	1/1			
	0/1	1/2	0/2	0/1			0/1													
3/3	1/1	1/2	1/1		3/3												0/1			
1-Post			1-Missed																	

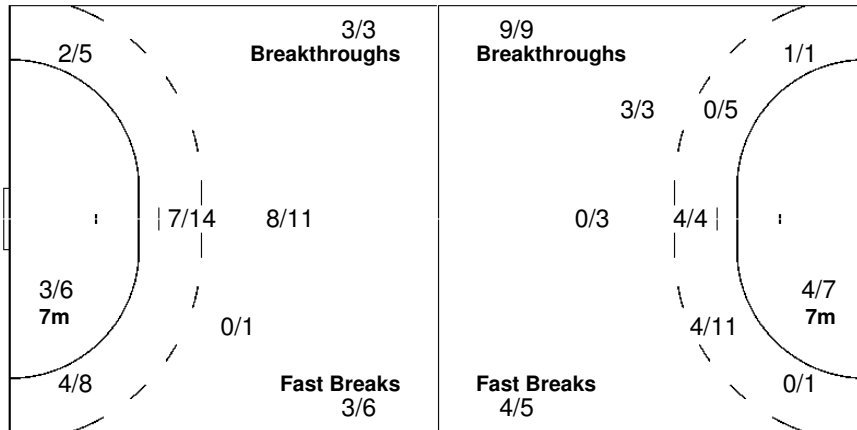
Team

Goals / Shots

3/3	2/3	2/3
1/4	0/5	4/8
6/7	5/5	7/10

1-Missed 4-Post

Offence



Defence

Goalkeepers

Saves / Shots

0/4	0/2	0/3
5/8		3/5
1/8	0/2	0/6

1 SCHULZ M.

0/1	0/2	0/2
5/7		3/5
1/7		0/5

16 PARDALES G.

0/3		0/1
0/1		
0/1	0/2	0/1

Match Team Statistics

Estadística del equipo por partido / Estatística da Equipe na partida

ARG 30 - 29 CUB

(12 - 14) (13 - 11) (5 - 4)

Referee: AIRES MENEZES N. (BRA) / PINTO R. (BRA)

CUB - Cuba

Players		Shots								Offence		Defence		Penalties			TP	
No.	Name	G/S	%	6m	Wing	9m	7m	FB	BT	AS	TF	ST	BS	YC	2Min	RC		EX
2	TURINO NOA Raifer	2/2	100	1/1	1/1					1	2			1	1			70:00
3	CORZO Guillermo	8/13	62	0/4		2/3			6/6	2	4	1		1	2			48:44
4	MARTI DIAZ Edgard	1/5	20	0/1	0/1	0/1	0/1	1/1		4	3							70:00
5	DIAZ de ARMAS Randy	1/2	50	1/2						7	7							36:41
6	FONSECA ALEAGA Denip	3/6	50	2/4		0/1		1/1		1	3				1			70:00
7	FERNANDEZ LESCAYLLI Denis Enyer																	
10	PAVAN LOPEZ Jorge Luis	13/20	65	4/8		1/1	4/6	1/2	3/3	1	5	1		1	1			70:00
11	PAZ MARQUEZ Ariel																	
12	IGLESIAS POVEA Misael																	65:00
13	CAROL MARZO Frankis										1				1	1		20:31
14	TOMACEN CARMONA Yinkelly	1/1	100					1/1				1			2			34:04
15	AMADOR SALINAS Daymaro																	
16	VALDES LUIS Eurelbis																	5:00
Bench/Team																		
Totals		29/49	59	8/20	1/2	3/6	4/7	4/5	9/9	16	25	3		3	8	1		

Goalkeepers		Total Shots		6m Shots		Wing Shots		9m Shots		7m Shots		Fast Breaks		Breakthroughs	
No.	Name	S/S	%	S/S	%	S/S	%	S/S	%	S/S	%	S/S	%	S/S	%
12	IGLESIAS POVEA Misael	17/47	36	4/11	36	5/11	45	3/11	27	2/5	40	3/6	50	0/3	0
16	VALDES LUIS Eurelbis	2/2	100	2/2	100										
Totals		19/49	39	6/13	46	5/11	45	3/11	27	2/5	40	3/6	50	0/3	0

Team Shots	Goals	Saves	Missed	Post	Blocked	Total	%
6m Shots	8	7	2	2	1	20	40
Wing Shots	1	1				2	50
9m Shots	3	1			2	6	50
7m Shots	4	1	1		n/a	7	57
Fast Breaks	4			1		5	80
Breakthroughs	9					9	100
Totals	29	10	3	3	3	49	59

Number of Attacks: 66, Scoring Efficiency: 44%

Match Team Statistics

Estadística del equipo por partido / Estatística da Equipe na partida

ARG 30 - 29 CUB

(12 - 14) (13 - 11) (5 - 4)

Referee: AIRES MENEZES N. (BRA) / PINTO R. (BRA)

CUB - Cuba

Shots Distribution

Players

Goals / Shots

2 TURINO NOA R.	3 CORZO G.	4 MARTI DIAZ E.	5 DIAZ DE ARMAS R.	6 FONSECA ALEAGA D.	7 FERNANDEZ LESCAYLLI D.	10 PAVAN LOPEZ J.
1/1	1/1	1/1	0/2	0/1	1/1	2/2
	2/2			0/1	2/2	1/3
	1/1	1/1	1/1	0/1		2/3
	1/1	3/3				6/6
						1/1
						1/1

1-Post 2-Blocked 1-Blocked 1-Missed 2-Missed 2-Post

11 PAZ MARQUEZ A.	13 CAROL MARZO F.	14 TOMACEN CARMONA Y.	15 AMADOR SALINAS D.
		1/1	

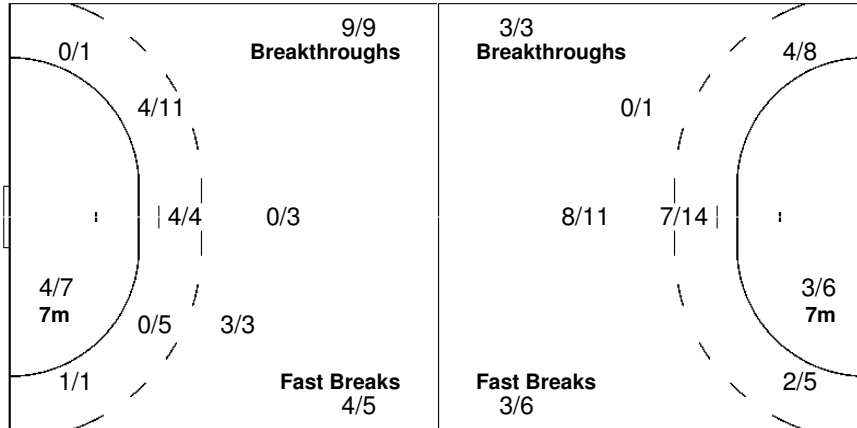
Team

Goals / Shots

4/4	2/2	3/3
3/8		2/5
7/8	2/2	6/6

3-Missed 3-Post 3-Blocked

Offence



Defence

Goalkeepers

Saves / Shots

0/3	1/3	1/3
3/4	5/5	4/8
1/7	0/5	3/10

12 IGLESIAS POVEA M.

0/3	1/3	1/3
2/3	4/4	4/8
1/7	0/5	3/10

16 VALDES LUIS E.

1/1	1/1	

LEGEND			
G/S	Goals / Shots	%	Efficiency
S/S	Saves / Shots	Wing	Wing Shots
AS	Assists	TF	Technical Faults
YC	Yellow Cards	RC	Red Cards
+	2 Minute + 2 Minute Suspensions		
6m	6-metre Shots	7m	7-metre Shots
FB	Fast Breaks	BT	Breakthroughs
ST	Steals	BS	Blocked Shots
n/a	not applicable	2Min	2 Minute Suspensions
9m	9-metre Shots	EX	Exclusions
		TP	Time Played

Results

Resultados / Resultados

URU 23 - 24 CUB

(10 - 11) (13 - 13)

Referee: DE SOUZA S. (BRA) / DAMACENO PAZ C. (BRA)

RUNNING SCORE

URU - CUB

URU - Uruguay

No.	Name	Shots								Penalties			
		G/S	%	6m	Wing	9m	7m	FB	BT	YC	2Min	RC	EX
2	POGGIO GIUBBANI Pablo Ezequiel	0/1	0		0/1								
3	CARO SPALLA Pablo	0/2	0		0/2								
5	MALFATTI CUNHAR Maximiliano												
9	FABRA GENTILE Nicolas Gonzalo	3/4	75	1/1	1/1		1/2						
10	NOVERI HORTA Sebastian									1	1		
11	MARROCHI ONGAY Pablo Miguel	8/12	67	1/1		2/5	1/2	2/2	2/2		1		
12	PINTOS QUINTANA Carlos Gabriel	0/1	0			0/1							
13	GRATADOUX TANCREDI Maximiliano										1		
14	GAMBA CONFORTE Gonzalo	1/5	20	0/3	0/1							1/1	
15	BERNAL AGARE Rodrigo	0/1	0		0/1					1			
16	SUBERBIELLE BARBIERI Luis Euardo												
18	SPANGENBERG TORRE Gabriel	6/7	86	3/3				2/3	1/1		1		
19	WENZEL SCASSO Hermann Gustavo	4/10	40		2/7	1/1		1/2		1			
20	ORLANDO BUQUET Nicolas Rubek	1/1	100	1/1									
Bench/Team													
Totals		23/44	52	6/9	3/13	3/7	2/4	5/7	4/4	3	6		

No.	Name	Saves							
		S/S	%	6m	Wing	9m	7m	FB	BT
12	PINTOS QUINTANA Carlos Gabriel	6/18	33	2/3	2/3	1/1	0/2	1/4	0/5
16	SUBERBIELLE BARBIERI Luis Euardo	5/17	29	3/6	0/3	1/2	1/3	0/2	0/1
Totals		11/35	31	5/9	2/6	2/3	1/5	1/6	0/6

CUB - Cuba

No.	Name	Shots								Penalties			
		G/S	%	6m	Wing	9m	7m	FB	BT	YC	2Min	RC	EX
2	TURINO NOA Raifer	0/1	0		0/1								
3	CORZO Guillermo	9/15	60	2/3		0/2	4/6	0/1	3/3		2		
4	MARTI DIAZ Edgard	4/6	67		2/4			2/2		1	3	1	
5	DIAZ de ARMAS Randy	1/3	33	0/1		0/1			1/1				
6	FONSECA ALEAGA Denip	2/4	50	0/2	1/1			1/1			1		
7	FERNANDEZ LESCAYLLI Denis Enyer												
10	PAVAN LOPEZ Jorge Luis	3/8	38	0/3		1/1	0/1	1/1	1/2				
11	PAZ MARQUEZ Ariel												
12	IGLESIAS POVEA Misael												
13	CAROL MARZO Frankis	5/6	83	2/3	1/1			1/1	1/1				
14	TOMACEN CARMONA Yinkelly									1	1		
15	AMADOR SALINAS Daymaro												
16	VALDES LUIS Eurelbis												
Bench/Team													
Totals		24/43	56	4/12	4/7	1/4	4/7	5/6	6/7	2	7	1	

No.	Name	Saves							
		S/S	%	6m	Wing	9m	7m	FB	BT
12	IGLESIAS POVEA Misael	16/39	41	2/8	7/10	3/6	2/4	2/7	0/4
16	VALDES LUIS Eurelbis								
Totals		16/39	41	2/8	7/10	3/6	2/4	2/7	0/4

1st Half

	0 (5) 1	MARTI DIAZ E.
SPANGENBERG TORRE G.	1 (6) 1	
	1 (8) 2	DIAZ DE ARMAS R.
WENZEL SCASSO H.	2 (10) 2	
	2 (10) 3	MARTI DIAZ E.
SPANGENBERG TORRE G.	3 (11) 3	
WENZEL SCASSO H.	4 (12) 3	
WENZEL SCASSO H.	5 (13) 3	
SPANGENBERG TORRE G.	6 (15) 3	
	6 (15) 4	CAROL MARZO F.
MARROCHI ONGAY P.	7 (16) 4	
	7 (17) 5	CORZO G.
MARROCHI ONGAY P.	8 (18) 5	
	8 (18) 6	CORZO G.
	8 (20) 7	CORZO G.
	8 (22) 8	MARTI DIAZ E.
	8 (22) 9	PAVAN LOPEZ J.
MARROCHI ONGAY P.	9 (27) 9	
	9 (28) 10	CORZO G.
	9 (28) 11	PAVAN LOPEZ J.
MARROCHI ONGAY P.	10 (29) 11	

2nd Half

MARROCHI ONGAY P.	11 (1) 11	
FABRA GENTILE N.	12 (3) 11	
	12 (4) 12	CAROL MARZO F.
	12 (5) 13	CORZO G.
	12 (7) 14	CORZO G.
ORLANDO BUQUET N.	13 (7) 14	
MARROCHI ONGAY P.	14 (9) 14	
MARROCHI ONGAY P.	15 (11) 14	
SPANGENBERG TORRE G.	16 (11) 14	
	16 (12) 15	CORZO G.
MARROCHI ONGAY P.	17 (13) 15	
	17 (14) 16	CORZO G.
	17 (16) 17	CAROL MARZO F.
	17 (17) 18	CAROL MARZO F.
	17 (19) 19	MARTI DIAZ E.
	17 (20) 20	CORZO G.
WENZEL SCASSO H.	18 (21) 20	
FABRA GENTILE N.	19 (22) 20	
	19 (24) 21	PAVAN LOPEZ J.
GAMBA CONFORTE G.	20 (24) 21	
	20 (25) 22	CAROL MARZO F.
	20 (26) 23	FONSECA ALEAGA D.
FABRA GENTILE N.	21 (27) 23	
	21 (27) 24	FONSECA ALEAGA D.
SPANGENBERG TORRE G.	22 (30) 24	
SPANGENBERG TORRE G.	23 (30) 24	

LEGEND

G/S	Goals / Shots	6m	6-metre Shots	Wing	Wing Shots	EX	Exclusions	BT	Breakthroughs
S/S	Saves / Shots	7m	7-metre Shots	YC	Yellow Cards	2Min	2 Minute Suspensions	FB	Fast Breaks
%	Efficiency	9m	9-metre Shots	RC	Red Cards	+	2 Minute + 2 Minute Suspensions		

Match Team Statistics

Estadística del equipo por partido / Estatística da Equipe na partida

URU 23 - 24 CUB

(10 - 11) (13 - 13)

Referee: DE SOUZA S. (BRA) / DAMACENO PAZ C. (BRA)

URU - Uruguay

No.	Name	Shots								Offence		Defence		Penalties			TP	
		G/S	%	6m	Wing	9m	7m	FB	BT	AS	TF	ST	BS	YC	2Min	RC		EX
2	POGGIO GIUBBANI Pablo Ezequiel	0/1	0		0/1						1				2			26:23
3	CARO SPALLA Pablo	0/2	0		0/2					1								10:52
5	MALFATTI CUNHAR Maximiliano											1						6:45
9	FABRA GENTILE Nicolas Gonzalo	3/4	75	1/1	1/1		1/2			1	1							10:38
10	NOVERI HORTA Sebastian													1	1			12:23
11	MARROCHI ONGAY Pablo Miguel	8/12	67	1/1		2/5	1/2	2/2	2/2	1	1	1			1			59:44
12	PINTOS QUINTANA Carlos Gabriel	0/1	0			0/1												33:11
13	GRATADOUX TANCREDI Maximiliano														1			40:46
14	GAMBA CONFORTE Gonzalo	1/5	20	0/3	0/1				1/1	1	1							40:23
15	BERNAL AGARE Rodrigo	0/1	0		0/1						1			1				28:35
16	SUBERBIELLE BARBIERI Luis Euardo									1								26:49
18	SPANGENBERG TORRE Gabriel	6/7	86	3/3				2/3	1/1	3	3	1			1			60:00
19	WENZEL SCASSO Hermann Gustavo	4/10	40		2/7	1/1		1/2		1	4	1		1				49:08
20	ORLANDO BUQUET Nicolas Rubek	1/1	100	1/1						1								14:23
Bench/Team																		
Totals		23/44	52	6/9	3/13	3/7	2/4	5/7	4/4	10	12	4		3	6			

No.	Name	Total Shots		6m Shots		Wing Shots		9m Shots		7m Shots		Fast Breaks		Breakthroughs	
		S/S	%	S/S	%	S/S	%	S/S	%	S/S	%	S/S	%	S/S	%
12	PINTOS QUINTANA Carlos Gabriel	6/18	33	2/3	67	2/3	67	1/1	100	0/2	0	1/4	25	0/5	0
16	SUBERBIELLE BARBIERI Luis Euardo	5/17	29	3/6	50	0/3	0	1/2	50	1/3	33	0/2	0	0/1	0
Totals		11/35	31	5/9	56	2/6	33	2/3	67	1/5	20	1/6	17	0/6	0

Team Shots	Goals	Saves	Missed	Post	Blocked	Total	%
6m Shots	6	2	1			9	67
Wing Shots	3	7	2	1		13	23
9m Shots	3	3	1			7	43
7m Shots	2	2			n/a	4	50
Fast Breaks	5	2				7	71
Breakthroughs	4					4	100
Totals	23	16	4	1		44	52

Number of Attacks: 53, Scoring Efficiency: 43%

Match Team Statistics

Estadística del equipo por partido / Estatística da Equipe na partida

URU 23 - 24 CUB

(10 - 11) (13 - 13)

Referee: DE SOUZA S. (BRA) / DAMACENO PAZ C. (BRA)

URU - Uruguay

Shots Distribution

Players

Goals / Shots

2 POGGIO GIUBBANI P.	3 CARO SPALLA P.	5 MALFATTI CUNHAR M.	9 FABRA GENTILE N.	10 NOVERI HORTA S.	11 MARROCHI ONGAY P.	13 GRATADOUX TANCREDI M.
	0/1 0/1		0/1 2/2		2/3	
			1/1		1/1 0/2 1/1	
					3/3 1/1 0/1	

1-Missed

14 GAMBA CONFORTE G.	15 BERNAL AGARE R.	18 SPANGENBERG TORRE G.	19 WENZEL SCASSO H.	20 ORLANDO BUQUET N.
			1/1 1/1	
0/1 1/2		3/3 0/1	0/3 0/1 1/2	
		2/2 1/1	1/1 0/1	1/1

2-Missed

1-Post

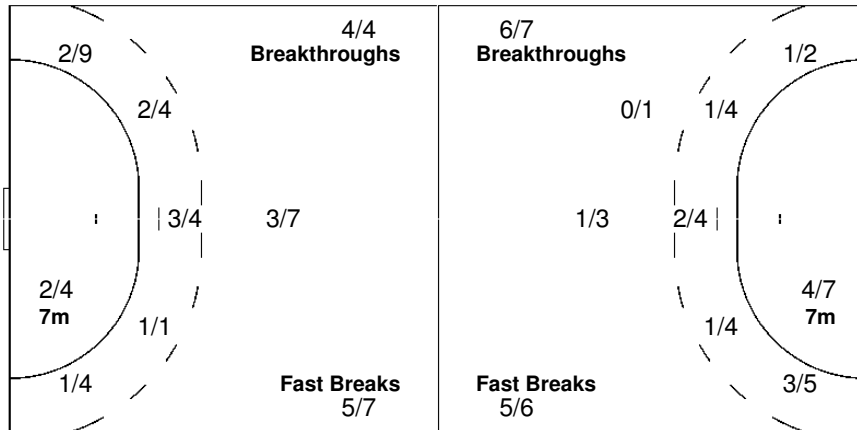
Team

Goals / Shots

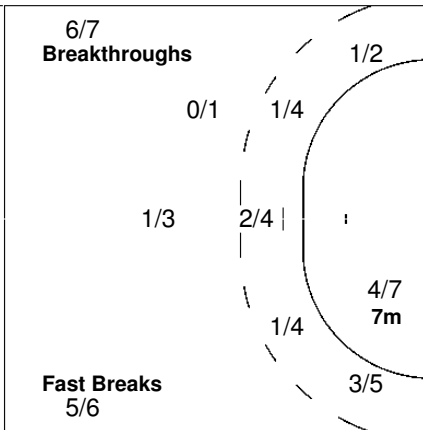
1/1		3/4
4/7	0/7	5/8
4/4	3/4	3/4

4-Missed 1-Post

Offence



Defence



Goalkeepers

Saves / Shots

	4/7	0/1
1/4	1/1	3/7
1/4	1/6	0/5

12 PINTOS QUINTANA C.

	4/6	
0/1		2/4
	0/3	0/4

16 SUBERBIELLE BARBIERI L.

	0/1	0/1
1/3	1/1	1/3
1/4	1/3	0/1

Match Team Statistics

Estadística del equipo por partido / Estatística da Equipe na partida

URU 23 - 24 CUB

(10 - 11) (13 - 13)

Referee: DE SOUZA S. (BRA) / DAMACENO PAZ C. (BRA)

CUB - Cuba

Players		Shots								Offence		Defence		Penalties			TP	
No.	Name	G/S	%	6m	Wing	9m	7m	FB	BT	AS	TF	ST	BS	YC	2Min	RC		EX
2	TURINO NOA Raifer	0/1	0		0/1					3	1	2						60:00
3	CORZO Guillermo	9/15	60	2/3		0/2	4/6	0/1	3/3	3	2				2			47:12
4	MARTI DIAZ Edgard	4/6	67		2/4			2/2		2	1	1		1	3	1		52:14
5	DIAZ de ARMAS Randy	1/3	33	0/1		0/1			1/1	1	2							17:15
6	FONSECA ALEAGA Denip	2/4	50	0/2	1/1			1/1			2	1			1			48:57
7	FERNANDEZ LESCAYLLI Denis Enyer																	
10	PAVAN LOPEZ Jorge Luis	3/8	38	0/3		1/1	0/1	1/1	1/2	5	3	3	1					55:30
11	PAZ MARQUEZ Ariel																	
12	IGLESIAS POVEA Misael																	60:00
13	CAROL MARZO Frankis	5/6	83	2/3	1/1			1/1	1/1	2	1							34:40
14	TOMACEN CARMONA Yinkelly													1	1			33:09
15	AMADOR SALINAS Daymaro																	11:03
16	VALDES LUIS Eurelbis																	
	Bench/Team																	
Totals		24/43	56	4/12	4/7	1/4	4/7	5/6	6/7	16	12	7	1	2	7	1		

Goalkeepers		Total Shots		6m Shots		Wing Shots		9m Shots		7m Shots		Fast Breaks		Breakthroughs	
No.	Name	S/S	%	S/S	%	S/S	%	S/S	%	S/S	%	S/S	%	S/S	%
12	IGLESIAS POVEA Misael	16/39	41	2/8	25	7/10	70	3/6	50	2/4	50	2/7	29	0/4	0
16	VALDES LUIS Eurelbis														
Totals		16/39	41	2/8	25	7/10	70	3/6	50	2/4	50	2/7	29	0/4	0

Team Shots	Goals	Saves	Missed	Post	Blocked	Total	%
6m Shots	4	5	2	1		12	33
Wing Shots	4	2		1		7	57
9m Shots	1	2		1		4	25
7m Shots	4	1	1	1	n/a	7	57
Fast Breaks	5	1				6	83
Breakthroughs	6		1			7	86
Totals	24	11	4	4		43	56

Number of Attacks: 52, Scoring Efficiency: 46%

Match Team Statistics

Estadística del equipo por partido / Estatística da Equipe na partida

URU 23 - 24 CUB

(10 - 11) (13 - 13)

Referee: DE SOUZA S. (BRA) / DAMACENO PAZ C. (BRA)

CUB - Cuba

Shots Distribution

Players

Goals / Shots

2 TURINO NOA R.	3 CORZO G.	4 MARTI DIAZ E.	5 DIAZ DE ARMAS R.	6 FONSECA ALEAGA D.	7 FERNANDEZ LESCAYLLI D.	10 PAVAN LOPEZ J.
0/1	0/1	1/1	0/1	1/2		1/1
	0/1		0/1	1/1		2/2
	2/2	2/3	3/3	1/1		0/1
	2-Post	1-Post	1-Missed	1-Post		3-Missed
11 PAZ MARQUEZ A.	13 CAROL MARZO F.	14 TOMACEN CARMONA Y.	15 AMADOR SALINAS D.			
		1/1				
		2/3				
	2/2					

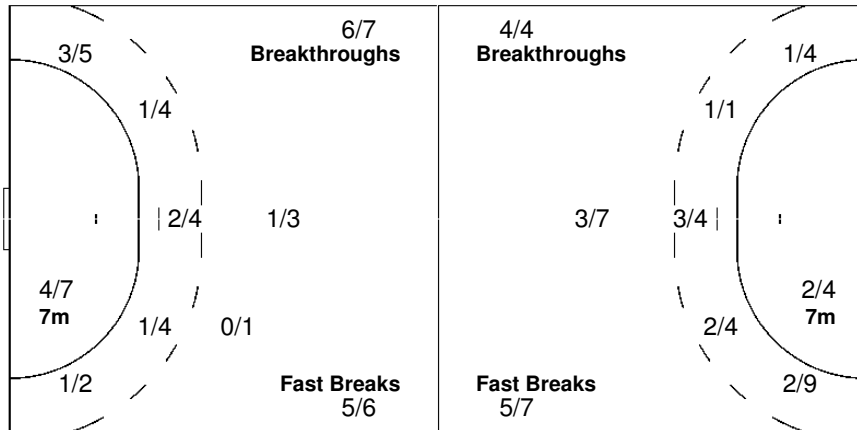
Team

Goals / Shots

	3/7	1/1
3/4	0/1	4/7
3/4	5/6	5/5

4-Missed 4-Post

Offence



Defence

Goalkeepers

Saves / Shots

0/1		1/4
3/7	7/7	3/8
0/4	1/4	1/4

12 IGLESIAS POVEA M.

0/1		1/4
3/7	7/7	3/8
0/4	1/4	1/4

16 VALDES LUIS E.

LEGEND			
G/S	Goals / Shots	%	Efficiency
S/S	Saves / Shots	Wing	Wing Shots
AS	Assists	TF	Technical Faults
YC	Yellow Cards	RC	Red Cards
+	2 Minute + 2 Minute Suspensions		
6m	6-metre Shots	7m	7-metre Shots
FB	Fast Breaks	BT	Breakthroughs
ST	Steals	BS	Blocked Shots
n/a	not applicable	2Min	2 Minute Suspensions
9m	9-metre Shots	EX	Exclusions
		TP	Time Played

Results

Resultados / Resultados

BRA 30 - 22 ARG

(11 - 6) (19 - 16)

Referee: BORD G. (FRA) / BUY O. (FRA)

RUNNING SCORE

BRA - ARG

BRA - Brazil

No.	Name	Shots								Penalties				
		G/S	%	6m	Wing	9m	7m	FB	BT	YC	2Min	RC	EX	
1	SANTOS Maik													
3	PACHECO FILHO Fernando	2/4	50	0/1	1/1	1/2				1				
5	ERTEL Carlos	1/1	100	1/1										
7	RUI Renato	3/4	75		2/3			1/1		1	1			
8	SOUZA Bruno	9/14	64	1/3	2/2	4/6	0/1		2/2		2			
9	BORTOLINI Leonardo	6/9	67	1/2	1/1	1/2	2/3		1/1			1		
10	JUSTINO Helio	4/5	80		3/4		1/1					1		
11	KOJOROSKI Jagson											1		
12	VASCONCELOS Alexandre													
13	LAUREANO Silvio													
17	RIBEIRO Felipe	4/6	67	1/2		1/1		2/3						
18	SANTANA Bruno	1/1	100			1/1					1			
19	PIZZINATTO Jardel										3	1		
28	OLIVEIRA Guilherme													
	Bench/Team													
	Totals	30/44	68	4/9	9/11	8/12	3/5	3/4	3/3	2	7	4		

No.	Name	Saves							
		S/S	%	6m	Wing	9m	7m	FB	BT
1	SANTOS Maik	18/39	46	11/18	1/2	1/2	2/2	3/8	0/7
12	VASCONCELOS Alexandre	0/1	0				0/1		
	Totals	18/40	45	11/18	1/2	1/2	2/3	3/8	0/7

ARG - Argentina

No.	Name	Shots								Penalties				
		G/S	%	6m	Wing	9m	7m	FB	BT	YC	2Min	RC	EX	
1	SCHULZ Matias Carlos													
2	CREVATIN Sergio Pablo	1/1	100					1/1						
3	PIZARRO Federico													
5	LIMA Matias Martin	3/4	75	0/1			1/1		2/2					
6	CASTRO Mariano Agustin	4/7	57	1/4					3/3		1	1		
7	FERRO Maximiliano													
8	CARRARA Alejo Juan	1/3	33	0/2				1/1						
9	QUERIN Leonardo Facundo	1/2	50	1/2						1	2	1		
10	CIVELLI Bruno	6/15	40	3/10		1/1		1/3	1/1					
11	TORRES Facundo	5/10	50	1/4	1/2		0/1	2/2	1/1					
12	GARCIA Fernando													
13	la ROSA Emiliano	0/1	0				0/1							
15	CAROU Gonzalo Matias	1/2	50	1/2						1	2			
17	MIGUELES Damian Emmanuel	0/5	0	0/3		0/1		0/1		1				
	Bench/Team													
	Totals	22/50	44	7/28	1/2	1/2	1/3	5/8	7/7	3	5	2		

No.	Name	Saves							
		S/S	%	6m	Wing	9m	7m	FB	BT
1	SCHULZ Matias Carlos	9/29	31	3/5	2/9	3/7	1/2	0/3	0/3
12	GARCIA Fernando	1/11	9	1/3	0/2	0/4	0/2		
	Totals	10/40	25	4/8	2/11	3/11	1/4	0/3	0/3

1st Half

RUI R.	1 (2)	0
SOUZA B.	2 (4)	0
RIBEIRO F.	3 (6)	0
	3 (7)	1
SOUZA B.	4 (8)	1
	4 (13)	2
BORTOLINI L.	5 (19)	2
RUI R.	6 (20)	2
BORTOLINI L.	7 (21)	2
	7 (23)	3
BORTOLINI L.	8 (24)	3
	8 (24)	4
JUSTINO H.	9 (25)	4
SOUZA B.	10 (27)	4
	10 (28)	5
PACHECO FILHO F.	11 (29)	5
	11 (30)	6

2nd Half

SANTANA B.	12 (2)	6
	12 (3)	7
JUSTINO H.	12 (3)	8
	13 (4)	8
JUSTINO H.	13 (4)	9
JUSTINO H.	14 (5)	9
	14 (6)	10
JUSTINO H.	15 (6)	10
	15 (8)	11
SOUZA B.	16 (9)	11
	16 (9)	12
SOUZA B.	17 (9)	12
BORTOLINI L.	18 (10)	12
	18 (11)	13
	18 (12)	14
	18 (13)	15
SOUZA B.	19 (14)	15
RIBEIRO F.	20 (14)	15
	20 (15)	16
	20 (16)	17
	20 (17)	18
BORTOLINI L.	21 (18)	18
	21 (19)	19
SOUZA B.	22 (19)	19
SOUZA B.	23 (20)	19
RIBEIRO F.	24 (23)	19
RUI R.	25 (24)	19
SOUZA B.	26 (26)	19
ERTEL C.	27 (27)	19
	27 (27)	20
PACHECO FILHO F.	28 (28)	21
	28 (28)	22
RIBEIRO F.	29 (28)	22
BORTOLINI L.	30 (29)	22

LEGEND

G/S	Goals / Shots	6m	6-metre Shots	Wing	Wing Shots	EX	Exclusions	BT	Breakthroughs
S/S	Saves / Shots	7m	7-metre Shots	YC	Yellow Cards	2Min	2 Minute Suspensions	FB	Fast Breaks
%	Efficiency	9m	9-metre Shots	RC	Red Cards	+	2 Minute + 2 Minute Suspensions		

Match Team Statistics

Estadística del equipo por partido / Estatística da Equipe na partida

BRA 30 - 22 ARG

(11 - 6) (19 - 16)

Referee: BORD G. (FRA) / BUY O. (FRA)

BRA - Brazil

Players		Shots								Offence		Defence		Penalties			TP	
No.	Name	G/S	%	6m	Wing	9m	7m	FB	BT	AS	TF	ST	BS	YC	2Min	RC		EX
1	SANTOS Maik										2							59:43
3	PACHECO FILHO Fernando	2/4	50	0/1	1/1	1/2				4	2			1				59:42
5	ERTEL Carlos	1/1	100	1/1						1	2							26:48
7	RUI Renato	3/4	75		2/3			1/1			1	1		1	1			59:39
8	SOUZA Bruno	9/14	64	1/3	2/2	4/6	0/1		2/2	4	3				2			37:02
9	BORTOLINI Leonardo	6/9	67	1/2	1/1	1/2	2/3		1/1	3	2					1		34:59
10	JUSTINO Helio	4/5	80		3/4		1/1									1		21:55
11	KOJOROSKI Jaqson												1			1		25:10
12	VASCONCELOS Alexandre																	0:17
13	LAUREANO Silvio																	
17	RIBEIRO Felipe	4/6	67	1/2		1/1		2/3			1	2						38:08
18	SANTANA Bruno	1/1	100			1/1				1	2	2			1			29:58
19	PIZZINATTO Jardel												2		3	1		25:55
28	OLIVEIRA Guilherme																	0:44
Bench/Team																		
Totals		30/44	68	4/9	9/11	8/12	3/5	3/4	3/3	13	15	5	3	2	7	4		

Goalkeepers		Total Shots		6m Shots		Wing Shots		9m Shots		7m Shots		Fast Breaks		Breakthroughs	
No.	Name	S/S	%	S/S	%	S/S	%	S/S	%	S/S	%	S/S	%	S/S	%
1	SANTOS Maik	18/39	46	11/18	61	1/2	50	1/2	50	2/2	100	3/8	38	0/7	0
12	VASCONCELOS Alexandre	0/1	0							0/1	0				
Totals		18/40	45	11/18	61	1/2	50	1/2	50	2/3	67	3/8	38	0/7	0

Team Shots	Goals	Saves	Missed	Post	Blocked	Total	%
6m Shots	4	4	1			9	44
Wing Shots	9	2				11	82
9m Shots	8	3	1			12	67
7m Shots	3	1		1	n/a	5	60
Fast Breaks	3			1		4	75
Breakthroughs	3					3	100
Totals	30	10	2	2		44	68

Number of Attacks: 59, Scoring Efficiency: 51%

Match Team Statistics

Estadística del equipo por partido / Estatística da Equipe na partida

BRA 30 - 22 ARG

(11 - 6) (19 - 16)

Referee: BORD G. (FRA) / BUY O. (FRA)

BRA - Brazil

Shots Distribution

Players

Goals / Shots

3 PACHECO FILHO F.	5 ERTEL C.	7 RUI R.	8 SOUZA B.	9 BORTOLINI L.	10 JUSTINO H.	11 KOJOROSKI J.
1/1		1/1	1/2			
	1/1		1/2	1/1	0/1	
		1/1	3/3	1/1	2/2	
				1/1	1/1	
					2/2	2/2

1-Missed

1-Missed 1-Post

13 LAUREANO S.	17 RIBEIRO F.	18 SANTANA B.	19 PIZZINATTO J.	28 OLIVEIRA G.
	1/1			
	1/1			
		1/1		

1-Post

Team

Goals / Shots

3/3		1/2
3/3	0/5	9/12
8/8	2/2	4/5

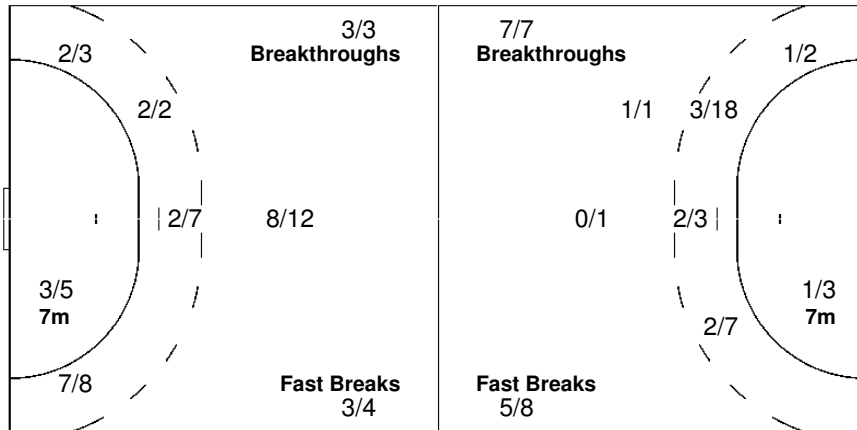
2-Missed 2-Post

Offence

Defence

Goalkeepers

Saves / Shots



1/2	0/2	3/7
3/4	2/2	3/5
1/3	2/4	1/9

1 SANTOS M.

1/2	0/2	3/7
3/4	2/2	3/5
1/3	2/3	1/9

12 VASCONCELOS A.

	0/1	

Match Team Statistics

Estadística del equipo por partido / Estatística da Equipe na partida

BRA 30 - 22 ARG

(11 - 6) (19 - 16)

Referee: BORD G. (FRA) / BUY O. (FRA)

ARG - Argentina

Players		Shots								Offence		Defence		Penalties			TP	
No.	Name	G/S	%	6m	Wing	9m	7m	FB	BT	AS	TF	ST	BS	YC	2Min	RC		EX
1	SCHULZ Matias Carlos										1	1						45:06
2	CREVATIN Sergio Pablo	1/1	100					1/1		1								22:18
3	PIZARRO Federico																	
5	LIMA Matias Martin	3/4	75	0/1			1/1		2/2		3							19:44
6	CASTRO Mariano Agustin	4/7	57	1/4					3/3	2	3				1	1		39:33
7	FERRO Maximiliano																	
8	CARRARA Alejo Juan	1/3	33	0/2				1/1		2		2						35:01
9	QUERIN Leonardo Facundo	1/2	50	1/2							2	1		1	2	1		39:05
10	CIVELLI Bruno	6/15	40	3/10		1/1		1/3	1/1	4	4	3						55:36
11	TORRES Facundo	5/10	50	1/4	1/2		0/1	2/2	1/1	2								47:45
12	GARCIA Fernando																	14:54
13	la ROSA Emiliano	0/1	0				0/1											5:35
15	CAROU Gonzalo Matias	1/2	50	1/2							1		1	1	2			58:35
17	MIGUELES Damian Emmanuel	0/5	0	0/3		0/1		0/1			1			1				36:48
Bench/Team																		
Totals		22/50	44	7/28	1/2	1/2	1/3	5/8	7/7	11	15	7	1	3	5	2		

Goalkeepers		Total Shots		6m Shots		Wing Shots		9m Shots		7m Shots		Fast Breaks		Breakthroughs	
No.	Name	S/S	%	S/S	%	S/S	%	S/S	%	S/S	%	S/S	%	S/S	%
1	SCHULZ Matias Carlos	9/29	31	3/5	60	2/9	22	3/7	43	1/2	50	0/3	0	0/3	0
12	GARCIA Fernando	1/11	9	1/3	33	0/2	0	0/4	0	0/2	0				
Totals		10/40	25	4/8	50	2/11	18	3/11	27	1/4	25	0/3	0	0/3	0

Team Shots	Goals	Saves	Missed	Post	Blocked	Total	%
6m Shots	7	11	5	2	3	28	25
Wing Shots	1	1				2	50
9m Shots	1	1				2	50
7m Shots	1	2			n/a	3	33
Fast Breaks	5	3				8	63
Breakthroughs	7					7	100
Totals	22	18	5	2	3	50	44

Number of Attacks: 59, Scoring Efficiency: 37%



Riocentro - Pavilion 3B
 Riocentro Pabellón 3B
 Riocentro Pavilhão 3B

22 JUL 2007
 11:00

Handball
 Balonmano / Handebol

Men
 Hombres / Senhores

Finals
 Finales / Finais

Match No: 18

Match Team Statistics

Estadística del equipo por partido / Estatística da Equipe na partida

BRA 30 - 22 ARG

(11 - 6) (19 - 16)

Referee: BORD G. (FRA) / BUY O. (FRA)

ARG - Argentina

Shots Distribution

Players

Goals / Shots

2 CREVATIN S.	3 PIZARRO F.	5 LIMA M.	6 CASTRO M.	7 FERRO M.	8 CARRARA A.	9 QUERIN L.
		1/1		0/1	0/1	1/1
				0/1	1/1	
		1/1 1/2	1/1 3/3			

1-Missed

1-Blocked

10 CIVELLI B.	11 TORRES F.	13 LA ROSA E.	15 CAROU G.	17 MIGUELES D.
1/1	1/1			0/2
1/1 0/1 0/2	0/3 1/1			0/1
	1/1 2/2	0/1	1/1	0/1 0/1

2-Missed 1-Post 2-Blocked 1-Missed 1-Post

1-Missed

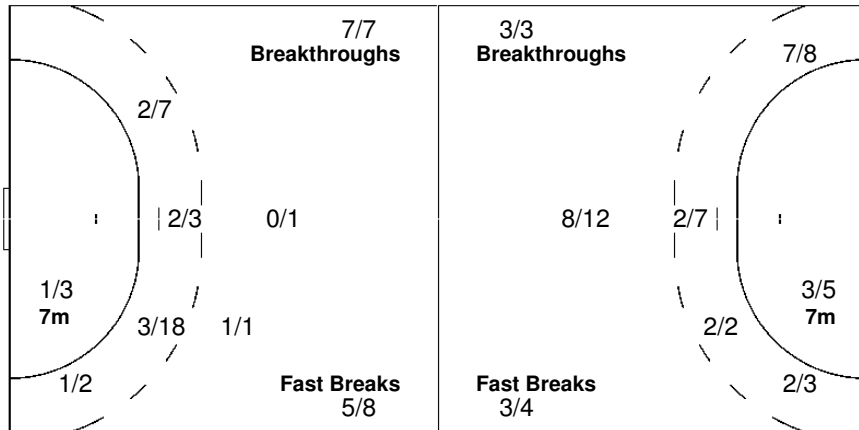
Team

Goals / Shots

1/2	2/2	4/7
1/4	0/2	2/5
2/3	2/4	8/9

5-Missed 2-Post 3-Blocked

Offence



Defence

Goalkeepers

Saves / Shots

0/3		1/2
0/3	5/5	3/12
0/8	0/2	1/5

1 SCHULZ M.

0/1		1/1
0/2	4/4	3/9
0/6	0/1	1/5

12 GARCIA F.

0/2		0/1
0/1	1/1	0/3
0/2	0/1	

LEGEND	
G/S Goals / Shots	% Efficiency
S/S Saves / Shots	Wing Wing Shots
AS Assists	TF Technical Faults
YC Yellow Cards	RC Red Cards
+ 2 Minute + 2 Minute Suspensions	
6m 6-metre Shots	7m 7-metre Shots
FB Fast Breaks	BT Breakthroughs
ST Steals	BS Blocked Shots
n/a not applicable	2Min 2 Minute Suspensions
	9m 9-metre Shots
	EX Exclusions
	TP Time Played

Cumulative Statistics

Estadísticas cumulativas / Estatísticas Cumulativas

ARG - Argentina AFTER 5 MATCHES

Players		MP	Shots								Offence		Defence		Penalties				TP
No.	Name		G / S	%	6m	Wing	9m	7m	FB	BT	AS	TF	ST	BS	YC	2Min	RC	EX	
1	SCHULZ Matias Carlos	4								1	1	1						2:41:07	
2	CREVATIN Sergio Pablo	5	5/7	71	4/6				1/1	2	1	3			3			2:04:03	
3	PIZARRO Federico	5	12/22	55	1/3	2/6	0/1	6/9	3/3	2	2				1			1:01:58	
5	LIMA Matias Martin	5	22/29	76	2/6	0/1	4/4	4/5	6/7	6/6	7	9	7		2			2:24:21	
6	CASTRO Mariano Agustin	5	18/27	67	5/11	1/4			1/1	11/11	6	10	3		1	1		2:24:04	
7	FERRO Maximiliano	5	6/10	60	2/3	3/6			1/1	2	4	1						1:16:11	
8	CARRARA Alejo Juan	5	8/17	47	0/4	0/2	3/5	1/1	3/4	1/1	13	6	3		5			2:46:22	
9	QUERIN Leonardo Facundo	5	14/20	70	3/5	1/1	7/10		3/4	8	9	4	2	2	3	1		3:12:20	
10	CIVELLI Bruno	5	24/40	60	6/14	2/3	12/17		2/4	2/2	17	11	9		1	3		3:36:48	
11	TORRES Facundo	5	29/45	64	4/8	12/20	3/3	3/5	6/8	1/1	4	6	2		2			3:23:13	
12	GARCIA Fernando	3								1	1							1:14:54	
13	la ROSA Emiliano	5	4/9	44		3/5	0/1	1/2	0/1	1	4	4						1:41:07	
15	CAROU Gonzalo Matias	5	8/9	89	6/7	2/2				5	4	5	3	3	5			3:56:25	
16	PARDALES German Alejandro	3										1						1:13:59	
17	MIGUELES Damian Emmanuel	5	10/26	38	1/8	3/4	3/8		3/6	4	4	3		3	2			3:13:08	
Bench/Team														1					
Totals			160/261	61	34/75	29/54	32/49	15/22	29/40	21/21	73	74	45	5	12	25	2		

Goalkeepers		Total Shots		6m Shots		Wing Shots		9m Shots		7m Shots		Fast Breaks		Breakthroughs	
No.	Name	S / S	%	S / S	%	S / S	%	S / S	%	S / S	%	S / S	%	S / S	%
1	SCHULZ Matias Carlos	33/92	36	19/33	58	7/20	35	4/13	31	3/8	38	0/7	0	0/11	0
12	GARCIA Fernando	13/44	30	6/16	38	3/6	50	0/5	0	1/5	20	1/5	20	2/7	29
16	PARDALES German Alejandro	19/45	42	9/16	56	5/8	63	2/5	40	1/2	50	2/9	22	0/5	0
Totals		65/181	36	34/65	52	15/34	44	6/23	26	5/15	33	3/21	14	2/23	9

Team Shots	Goals	Saves	Missed	Post	Blocked	Total	%
6m Shots	34	25	7	5	4	75	45
Wing Shots	29	16	5	4		54	54
9m Shots	32	8	5	4		49	65
7m Shots	15	6		1	n/a	22	68
Fast Breaks	29	9		2		40	73
Breakthroughs	21					21	100
Totals	160	64	17	16	4	261	61

Played		
PR	MEX	40 - 16
PR	URU	35 - 16
PR	DOM	33 - 25
SF	CUB	30 - 29
F	BRA	22 - 30

Number of Attacks: 315, Scoring Efficiency: 51%

Cumulative Statistics

Estadísticas cumulativas / Estatísticas Cumulativas

ARG - Argentina AFTER 5 MATCHES

Shots Distribution

Players			Goals / Shots			
2 CREVATIN S	3 PIZARRO F	5 LIMA M	6 CASTRO M	7 FERRO M	8 CARRARA A	9 QUERIN L
1/2	0/1 1/1 1/1	1/1 4/5 1/2	4/4 0/1 0/1	2/2 1/1 2/2	1/2 2/2 2/2	1/1 2/3 2/3
1/1 1/1 2/2	2/3 1/2 1/4	2/3 0/1 3/3	0/2 1/3 1/3		2/3 0/2 1/1	2/2 0/1 2/2
	1/2 3/3 2/3	5/5 5/6 1/1	3/3 6/6 3/3			3/3 3/4
1-Missed	2-Post	1-Post 1-Blocked		3-Missed	3-Missed 2-Post	1-Missed 1-Post 1-Blocked
10 CIVELLI B	11 TORRES F	13 la ROSA E	15 CAROU G	17 MIGUELES D		
2/2 2/2 6/6	2/2 4/5 2/2			2/2 1/3 0/2		
2/2 2/5 1/4	2/8 1/2 1/1	1/1 0/1 0/1	2/2 1/1 1/1	2/2 0/3 2/3		
3/3 3/3 3/4	7/7 4/4 6/6	1/3 1/2	1/1 1/1 2/2	0/1 3/6		
3-Missed 3-Post	2-Blocked 3-Missed 5-Post		1-Missed	2-Missed 2-Post		

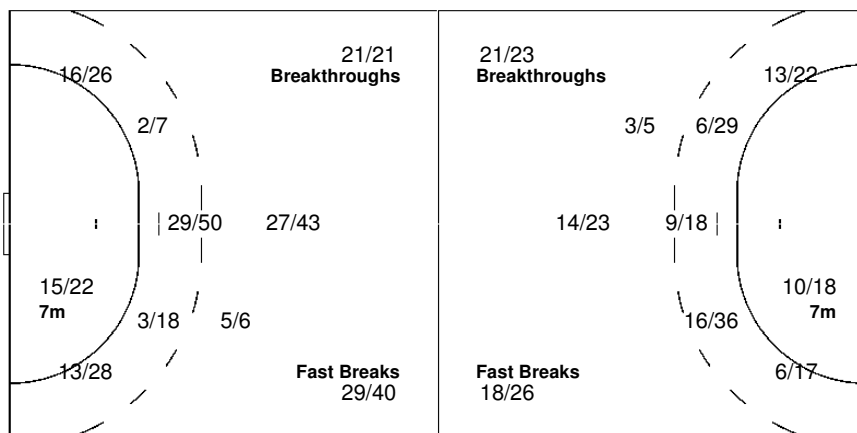
Team

Goals / Shots

15/17	15/19	16/21
18/30	5/20	14/24
20/22	27/30	28/36

17-Missed 16-Post 4-Blocked

Offence



Defence

Goalkeepers

Saves / Shots

1/10	2/6	6/22
14/23	12/12	17/34
1/26	5/18	4/27

1 SCHULZ M

1/3	1/3	3/12
6/11	6/6	9/20
1/14	1/5	2/15

12 GARCIA F

0/3	1/2	2/7
3/5	3/3	3/7
0/5	0/3	1/9

16 PARDALES G

0/4	0/1	1/3
5/7	3/3	5/7
0/7	4/10	1/3

LEGEND

G/S Goals / Shots	% Efficiency	6m 6-metre Shots	7m 7-metre Shots	9m 9-metre Shots
S/S Saves / Shots	Wing Wing Shots	FB Fast Breaks	BT Breakthroughs	EX Exclusions
AS Assists	TF Technical Faults	ST Steals	BS Blocked Shots	TP Time Played
YC Yellow Cards	RC Red Cards	n/a not applicable	PL Placement	MP Matches Played
PR Preliminary Round	QF Quarterfinal	SF Semifinal	GM Gold Medal Match	BM Bronze Medal Match
2Min 2 Minute Suspensions	DSQ Disqualified			

Cumulative Statistics

Estadísticas cumulativas / Estatísticas Cumulativas

BRA - Brazil AFTER 5 MATCHES

Players		MP	Shots								Offence		Defence		Penalties				TP
No.	Name		G / S	%	6m	Wing	9m	7m	FB	BT	AS	TF	ST	BS	YC	2Min	RC	EX	
1	SANTOS Maik	5								3	5							2:59:18	
3	PACHECO FILHO Fernando	5	14/25	56	3/5	1/1	6/15		1/1	3/3	26	7	2	4	4			3:55:53	
5	ERTEL Carlos	5	9/12	75	7/10				2/2		9	6						1:33:00	
6	SILVA Danilo	3	6/10	60	4/6				2/4		3	7	1	6	1	2		1:19:42	
7	RUI Renato	4	8/13	62	1/2	3/6			3/4	1/1	3	2	2	1	1	1		2:30:03	
8	SOUZA Bruno	3	18/26	69	3/5	2/3	7/9	0/2	0/1	6/6	6	4			2			1:12:49	
9	BORTOLINI Leonardo	5	22/30	73	3/4	1/1	7/9	8/13	1/1	2/2	22	13	1				1	2:18:54	
10	JUSTINO Helio	5	17/26	65	1/1	6/12		6/9	4/4		4		1				1	1:58:59	
11	KOJOROSKI Jaqson	5	5/8	63			2/3	1/1	2/3	0/1	6	5	2	5	2	4	1	2:30:16	
12	VASCONCELOS Alexandre	5									1	1						2:00:42	
13	LAUREANO Silvio	5	14/19	74		6/10			8/9		3	3	5		1	1		2:46:58	
17	RIBEIRO Felipe	5	28/40	70	2/3	5/10	3/3	6/7	10/15	2/2	10	7	13			1		3:05:00	
18	SANTANA Bruno	5	11/16	69	1/3		4/6		3/4	3/3	17	12	10		1	2		3:04:40	
19	PIZZINATTO Jardel	5	0/2	0	0/2						1		1	4	3	6	1	1:52:44	
28	OLIVEIRA Guilherme	5	5/13	38	1/1		3/11			1/1	8	4	3	2		1		1:51:02	
	Bench/Team																		
	Totals		157/240	65	26/42	24/43	32/56	21/32	36/48	18/19	122	76	41	22	13	20	4		

Goalkeepers		Total Shots		6m Shots		Wing Shots		9m Shots		7m Shots		Fast Breaks		Breakthroughs	
No.	Name	S / S	%	S / S	%	S / S	%	S / S	%	S / S	%	S / S	%	S / S	%
1	SANTOS Maik	51/105	49	16/30	53	8/14	57	15/24	63	6/10	60	6/19	32	0/8	0
12	VASCONCELOS Alexandre	29/71	41	6/13	46	5/11	45	14/24	58	1/6	17	1/6	17	2/11	18
	Totals	80/176	45	22/43	51	13/25	52	29/48	60	7/16	44	7/25	28	2/19	11

Team Shots	Goals	Saves	Missed	Post	Blocked	Total	%
6m Shots	26	12	1	3		42	62
Wing Shots	24	10	5	4		43	56
9m Shots	32	12	6	5	1	56	57
7m Shots	21	4	3	4	n/a	32	66
Fast Breaks	36	10	1	1		48	75
Breakthroughs	18	1				19	95
Totals	157	49	16	17	1	240	65

Played		
PR	CHI	33 - 20
PR	CAN	31 - 12
PR	CUB	35 - 26
SF	URU	28 - 16
F	ARG	30 - 22

Number of Attacks: 304, Scoring Efficiency: 52%

Cumulative Statistics

Estadísticas cumulativas / Estatísticas Cumulativas

BRA - Brazil AFTER 5 MATCHES

Shots Distribution

Players

Goals / Shots

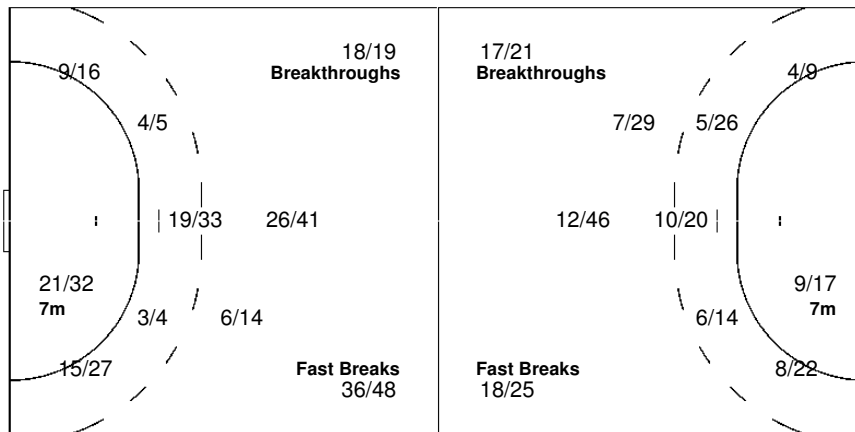
3 PACHECO FILHO F	5 ERTEL C	6 SILVA D	7 RUI R	8 SOUZA B	9 BORTOLINI L	10 JUSTINO H
1/1 1/1 0/1	1/2	2/3 2/2	1/2	2/2 0/1 1/2	7/7 2/2	1/1 2/2
3/4 0/1 3/4	3/3	1/3	1/2 1/3	2/2 0/3 3/4	3/4 0/1 3/3	0/1 1/1
4/5 1/1 1/3	3/3 0/1 1/1	1/2	2/2 1/1 2/2	7/8 3/3	3/3 1/1 3/3	5/5 8/10
2-Missed 1-Post 1-Blocked	1-Post			1-Post	4-Missed 2-Post	3-Missed 3-Post
11 KOJOROSKI J	13 LAUREANO S	17 RIBEIRO F	18 SANTANA B	19 PIZZINATTO J	28 OLIVEIRA G	
1/1 0/1	3/3 2/2	1/1 7/10 5/6	1/1 2/2	0/1	1/1 2/2	
1/2 1/1	1/1 1/2	2/3 2/4	0/1 3/4		2/2	
1/2 1/1	4/5 3/3	7/8 1/1 3/3	1/1 2/3 2/2		0/1	
	2-Missed 1-Post	2-Missed 2-Post	2-Post		3-Missed 4-Post	

Team

Goals / Shots

14/18	18/23	17/20
16/23	0/7	21/29
37/43	7/9	27/32
16-Missed	17-Post	1-Blocked

Offence



Defence

Goalkeepers

Saves / Shots

3/10	14/19	8/23
12/16	5/5	13/19
3/21	8/19	9/39

1 SANTOS M

2/7	9/12	4/13
9/10	5/5	8/12
3/15	4/11	4/17

12 VASCONCELOS A

1/3	5/7	4/10
3/6		5/7
0/6	4/8	5/22

LEGEND							
G/S Goals / Shots	% Efficiency	6m 6-metre Shots	7m 7-metre Shots	9m 9-metre Shots			
S/S Saves / Shots	Wing Wing Shots	FB Fast Breaks	BT Breakthroughs	EX Exclusions			
AS Assists	TF Technical Faults	ST Steals	BS Blocked Shots	TP Time Played			
YC Yellow Cards	RC Red Cards	n/a not applicable	PL Placement	MP Matches Played			
PR Preliminary Round	QF Quarterfinal	SF Semifinal	GM Gold Medal Match	BM Bronze Medal Match			
2Min 2 Minute Suspensions	DSQ Disqualified						

Cumulative Statistics

Estadísticas cumulativas / Estatísticas Cumulativas

CAN - Canada AFTER 5 MATCHES

Players		MP	Shots								Offence		Defence		Penalties				TP
No.	Name		G / S	%	6m	Wing	9m	7m	FB	BT	AS	TF	ST	BS	YC	2Min	RC	EX	
1	LEDUC Jonathan	5								1								2:48:52	
2	BESSETTE Geoffroy	5	18/33	55	1/3	9/16	1/2	3/5	2/3	2/4	7	8	3		1			4:17:12	
4	PELLETIER Marcelin	5	2/12	17	0/4	0/2	0/3			2/3	7	5	1	2	1			1:17:37	
5	DEVLIN Dan	5	9/17	53	3/5	1/3	0/1	0/1	2/3	3/4	5	9	1		2			2:00:11	
6	TODOSIC Andrej	5	3/6	50		3/6						4						1:29:17	
7	PION Alexandre	5	11/14	79	7/10			3/3	1/1		3	2	1	1	4			3:07:24	
8	PELLERIN Luc	5	0/1	0	0/1						2	2	2	2	1	4		1:51:22	
9	BOULET Hugo	5	4/13	31	2/4	1/2	1/5		0/2		3	13		2	2			1:51:45	
10	FYFE Sebastien	5	15/29	52	1/4	9/15	0/2	5/8			9	8	5		1			4:35:26	
11	BARITEAU Charles	1	0/4	0	0/4						1	5						28:16	
12	HOMSY Ryan	5										1						1:57:30	
13	GODIN Maxime	5	22/51	43	3/12		9/26			10/13	12	24	2	1				4:19:18	
14	TAYLOR Mike	5	4/6	67	3/5				1/1			5	1	2	1			2:19:44	
15	BERTRAND Alexis	5	25/53	47	4/10	1/1	12/28	2/4	1/1	5/9	26	16	10	2	6			4:22:28	
16	LEVESQUE Vincent	4																33:38	
Bench/Team																			
Totals			113/239	47	24/62	24/45	23/67	13/21	7/11	22/33	76	102	26	3	15	17			

Goalkeepers		Total Shots		6m Shots		Wing Shots		9m Shots		7m Shots		Fast Breaks		Breakthroughs	
No.	Name	S / S	%	S / S	%	S / S	%	S / S	%	S / S	%	S / S	%	S / S	%
1	LEDUC Jonathan	27/108	25	5/24	21	10/21	48	8/23	35	0/11	0	3/10	30	1/19	5
12	HOMSY Ryan	16/73	22	3/13	23	3/11	27	6/17	35	0/9	0	2/14	14	2/9	22
16	LEVESQUE Vincent	5/20	25	2/7	29	2/2	100	1/4	25	0/5	0	0/1	0	0/1	0
Totals		48/201	24	10/44	23	15/34	44	15/44	34	0/25	0	5/25	20	3/29	10

Team Shots	Goals	Saves	Missed	Post	Blocked	Total	%
6m Shots	24	31	2	5		62	39
Wing Shots	24	15	2	3	1	45	53
9m Shots	23	19	12	5	8	67	34
7m Shots	13	7		1	n/a	21	62
Fast Breaks	7	3		1		11	64
Breakthroughs	22	9		2		33	67
Totals	113	84	16	17	9	239	47

Played		
PR	CUB	20 - 33
PR	BRA	12 - 31
PR	CHI	20 - 29
PL	DOM	27 - 28
PL	MEX	34 - 32

Number of Attacks: 309, Scoring Efficiency: 37%



Cumulative Statistics

Estadísticas cumulativas / Estatísticas Cumulativas

CAN - Canada AFTER 5 MATCHES

Shots Distribution

2 BESSETTE G			4 PELLETIER M			5 DEVLIN D			6 TODOSIC A			7 PION A			8 PELLERIN L			9 BOULET H		
4/5	1/2	2/5			1/1		1/2	1/2				1/1		1/1				1/3		2/3
0/1	0/1	2/2	0/4		0/1	2/3		1/2	1/3			0/1						0/1		1/2
5/7	3/3	1/1	0/1	1/1	0/1	1/1	3/3	0/1	2/2	0/1		6/6	2/2	1/2		0/1		0/1		1/2
3-Missed 2-Post 1-Blocked 1-Missed			2-Blocked 1-Missed 2-Post			1-Post			2-Missed 1-Post 1-Blocked											

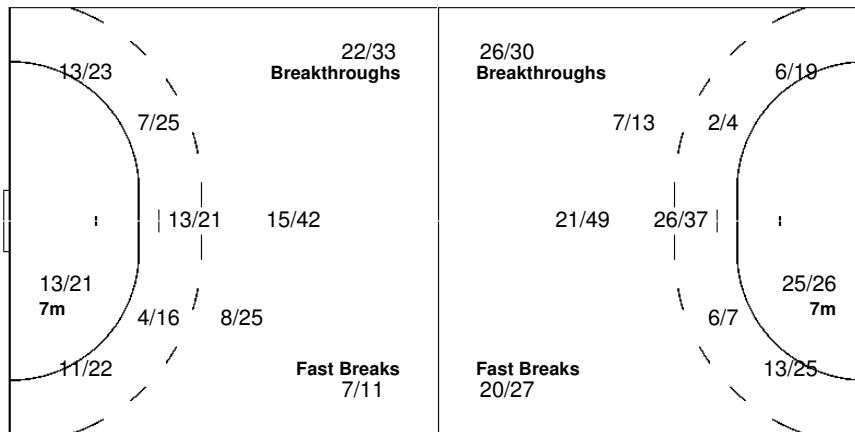
10 FYFE S			11 BARITEAU C			13 GODIN M			14 TAYLOR M			15 BERTRAND A		
	2/6	4/7				1/2	2/5	2/3				3/4	0/5	2/6
2/4		2/2	0/1		0/2	0/3	0/2	5/6	0/2			5/8		5/8
3/3	1/1	1/1				6/7	1/5	5/6	1/1	1/1	2/2	4/6		6/6
2-Missed 2-Post 1-Blocked			4-Missed 6-Post 2-Blocked			3-Missed 3-Post 2-Blocked								

Team

Goals / Shots

9/12	6/20	13/25
11/33	0/3	17/26
28/35	12/18	17/22
16-Missed 17-Post 9-Blocked		

Offence



Defence

Goalkeepers

Saves / Shots

3/22	5/25	3/14
10/25	7/9	10/27
4/31	1/10	3/35

1 LEDUC J		
2/13	4/12	1/5
6/18	2/2	5/12
4/19	0/2	2/23

12 HOMSY R		
1/8	0/10	1/6
3/5	5/7	3/10
0/7	1/8	1/11

16 LEVESQUE V		
0/1	1/3	1/3
1/2		2/5
0/5		0/1

LEGEND			
G/S Goals / Shots	% Efficiency	6m 6-metre Shots	7m 7-metre Shots
S/S Saves / Shots	Wing Wing Shots	FB Fast Breaks	BT Breakthroughs
AS Assists	TF Technical Faults	ST Steals	BS Blocked Shots
YC Yellow Cards	RC Red Cards	n/a not applicable	PL Placement
PR Preliminary Round	QF Quarterfinal	SF Semifinal	GM Gold Medal Match
2Min 2 Minute Suspensions	DSQ Disqualified		9m 9-metre Shots
			EX Exclusions
			TP Time Played
			MP Matches Played
			BM Bronze Medal Match

Cumulative Statistics

Estadísticas cumulativas / Estatísticas Cumulativas

CHI - Chile AFTER 5 MATCHES

Players		MP	Shots								Offence		Defence		Penalties				TP
No.	Name		G / S	%	6m	Wing	9m	7m	FB	BT	AS	TF	ST	BS	YC	2Min	RC	EX	
1	HIGUERA GUAJARDO Gaston	5												1					1:28:53
2	MARTINEZ Patricio	5	17/25	68	3/5	3/6	2/3	0/1	1/1	8/9	23	11	5		2	1			3:33:29
3	CHACANA Francisco	5	7/13	54	3/5	1/2			3/6		1	3	2	1		4			2:46:37
4	BAEZA GONZALEZ Pablo	5	4/8	50		3/7			1/1			3							1:01:06
5	JOFRE Nicolas	5	13/21	62	2/4	3/4	2/6		1/1	5/6	16	13	1	2	1	2			3:57:03
6	SALINAS MUNOZ Rodrigo	5	16/29	55	4/8	6/11	1/3		5/7		4	8	6		3				3:24:13
7	CORNEJO Rodolfo	5	0/1	0						0/1	1	2	1		1	2			39:35
8	MALTEZ Eduardo																		
9	KASSIS SATORRE Fuad	5	12/17	71	2/3	5/7	1/3	1/1	2/2	1/1	13	8	2	1		2			3:02:34
10	FEUTCHMAN Emil	5	37/65	57	4/8		9/26	16/19	1/3	7/9	23	24	2		3				3:24:39
11	MAURIN Felipe	4	11/23	48	3/9	0/1	4/9		1/1	3/3	8	11		1			1		2:01:19
12	BARRIENTOS Felipe	5									1	2							3:31:07
13	ARAYA Guillermo	5	2/4	50		1/2	1/2				1	4	3	2	2				1:43:52
14	MIHOVILOVICH PEREZ Felipe	5	2/3	67	2/3						4	2	2	1	3	3			3:13:24
15	LAGOMARSINO Sebastian	5	2/9	22		0/4			2/5		1	3							1:12:09
Bench/Team																			
Totals			123/218	56	23/45	22/44	20/52	17/21	17/27	24/29	96	94	25	8	12	17	1		

Goalkeepers		Total Shots		6m Shots		Wing Shots		9m Shots		7m Shots		Fast Breaks		Breakthroughs	
No.	Name	S / S	%	S / S	%	S / S	%	S / S	%	S / S	%	S / S	%	S / S	%
1	HIGUERA GUAJARDO Gaston	16/65	25	5/10	50	4/10	40	4/13	31	0/9	0	1/13	8	2/10	20
12	BARRIENTOS Felipe	46/144	32	8/20	40	11/33	33	15/41	37	1/7	14	6/27	22	5/16	31
Totals		62/209	30	13/30	43	15/43	35	19/54	35	1/16	6	7/40	18	7/26	27

Team Shots	Goals	Saves	Missed	Post	Blocked	Total	%
6m Shots	23	11	4	4	3	45	51
Wing Shots	22	15	2	4	1	44	50
9m Shots	20	19	5	4	4	52	38
7m Shots	17	1		3	n/a	21	81
Fast Breaks	17	8	2			27	63
Breakthroughs	24	4	1			29	83
Totals	123	58	14	15	8	218	56

Played		
PR	BRA	20 - 33
PR	CUB	18 - 40
PR	CAN	29 - 20
PL	MEX	28 - 27
PL	DOM	28 - 27

Number of Attacks: 297, Scoring Efficiency: 41%



Cumulative Statistics

Estadísticas cumulativas / Estatísticas Cumulativas

CHI - Chile
AFTER 5 MATCHES

Shots Distribution

Players

Goals / Shots

2 MARTINEZ P			3 CHACANA F			4 BAEZA GONZALEZ P			5 JOFRE N			6 SALINAS MUNOZ R			7 CORNEJO R			8 MALTEZ E		
1/1	3/3	0/1	1/2			1/1	0/1	1/1	1/1	2/3	1/1	4/4	0/1	1/2						
1/3		0/1	0/3	1/1						2/3	2/3	1/3		1/1						
4/4	4/4	4/4	3/4		2/2	1/1	0/1	1/1		2/3	5/5	2/3	4/5	3/4		0/1				
2-Post			1-Missed			1-Missed 1-Post			2-Missed 1-Post 2-Blocked			3-Missed 2-Blocked								
9 KASSIS SATORRE F			10 FEUTCHMAN E			11 MAURIN F			13 ARAYA G			14 MIHOVLOVICH PEREZ			15 LAGOMARSINO S					
0/1	2/2	2/3	4/4	2/4	0/2			1/2	0/1											
1/2		1/1	3/7		5/8	0/1		3/3							0/2	0/1	0/1			
2/2	2/2	2/2	8/12	2/3	13/15	2/3		5/6			2/2			2/2			2/3			
1-Missed			1-Missed 6-Post 2-Blocked			4-Missed 2-Post 2-Blocked			1-Missed			1-Post			2-Post					

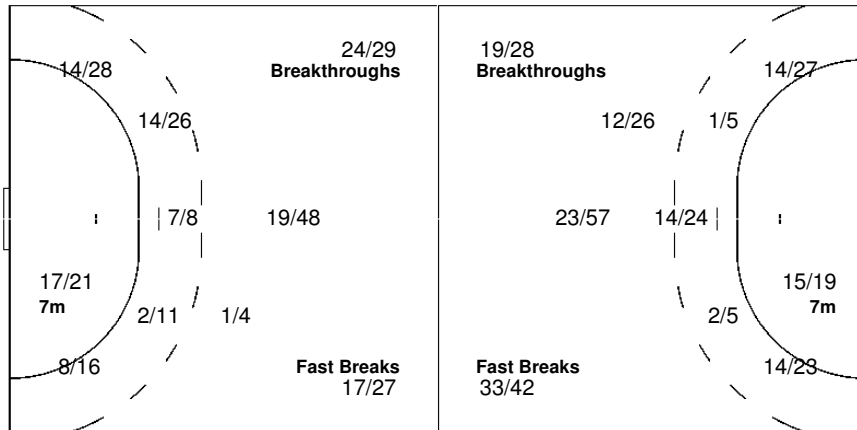
Team

Goals / Shots

12/15	9/14	6/12
6/21	1/2	12/18
22/29	14/19	41/46

14-Missed 15-Post 8-Blocked

Offence



Defence

Goalkeepers

Saves / Shots

5/17	11/27	7/31
8/23	7/9	10/20
4/33	4/15	2/30

1 HIGUERA GUAJARDO G

2/6	3/9	1/8
1/7	2/3	4/11
1/8	1/2	0/10

12 BARRIENTOS F

3/11	8/18	6/23
7/16	5/6	6/9
3/25	3/13	2/20

LEGEND			
G/S Goals / Shots	% Efficiency	6m 6-metre Shots	7m 7-metre Shots
S/S Saves / Shots	Wing Wing Shots	FB Fast Breaks	BT Breakthroughs
AS Assists	TF Technical Faults	ST Steals	BS Blocked Shots
YC Yellow Cards	RC Red Cards	n/a not applicable	PL Placement
PR Preliminary Round	QF Quarterfinal	SF Semifinal	GM Gold Medal Match
2Min 2 Minute Suspensions	DSQ Disqualified		9m 9-metre Shots
			EX Exclusions
			TP Time Played
			MP Matches Played
			BM Bronze Medal Match

Cumulative Statistics

Estadísticas acumulativas / Estatísticas Cumulativas

CUB - Cuba AFTER 5 MATCHES

Players		MP	Shots							Offence		Defence		Penalties				TP
No.	Name		G / S	%	6m	Wing	9m	7m	FB	BT	AS	TF	ST	BS	YC	2Min	RC	
1	QUINTANA BRAVO Alfredo	3																23:35
2	TURINO NOA Raifer	5	6/10	60	1/1	4/7	0/1		1/1	5	7	3		2	1			4:10:45
3	CORZO Guillermo	5	39/66	59	5/13	0/1	7/17	12/17	3/5	12/13	18	16	4		1	4		4:21:08
4	MARTI DIAZ Edgard	5	12/24	50	0/2	6/13	0/1	0/1	4/5	2/2	13	12	4		2	5	2	4:21:21
5	DIAZ de ARMAS Randy	5	9/18	50	3/7	0/1	2/6		2/2	2/2	18	20	1		2			2:28:52
6	FONSECA ALEAGA Denip	5	20/29	69	7/13	2/3	3/5		5/5	3/3	6	11	4		2	4	1	3:51:02
7	FERNANDEZ LESCAYLLI Denis Enyer	5	3/3	100		2/2			1/1		1	1			2			59:15
9	DACOSTA CAPOTE Rafael																	
10	PAVAN LOPEZ Jorge Luis	5	36/56	64	10/19	1/2	9/13	8/12	3/4	5/6	13	15	8	1	3	6	1	4:51:00
11	PAZ MARQUEZ Ariel	5	1/1	100	1/1										1			11:02
12	IGLESIAS POVEA Misael	5								3	4	1						4:26:03
13	CAROL MARZO Frankis	5	13/18	72	3/4	2/3	3/6		2/2	3/3	6	3	1			1	1	1:40:07
14	TOMACEN CARMONA Yinkelly	5	8/13	62	0/1	2/5			6/7		2	3	3		3	5		2:44:48
15	AMADOR SALINAS Daymaro	5	5/6	83	2/2	1/2			1/1		1	2	2		2			1:18:40
16	VALDES LUIS Eurelbis	4															1	22:22
Bench/Team																		
Totals			152/244	62	32/63	20/39	24/49	20/30	28/33	28/30	85	94	32	1	13	33	6	

Goalkeepers		Total Shots		6m Shots		Wing Shots		9m Shots		7m Shots		Fast Breaks		Breakthroughs	
No.	Name	S / S	%	S / S	%	S / S	%	S / S	%	S / S	%	S / S	%	S / S	%
1	QUINTANA BRAVO Alfredo	4/13	31	2/4	50	0/4	0	1/1	100	0/2	0	1/1	100	0/1	0
12	IGLESIAS POVEA Misael	73/185	39	26/58	45	20/36	56	8/26	31	8/20	40	10/26	38	1/19	5
16	VALDES LUIS Eurelbis	5/10	50	4/5	80	1/2	50	0/2	0			0/1	0		
Totals		82/208	39	32/67	48	21/42	50	9/29	31	8/22	36	11/28	39	1/20	5

Team Shots	Goals	Saves	Missed	Post	Blocked	Total	%
6m Shots	32	20	6	4	1	63	51
Wing Shots	20	11	3	5		39	51
9m Shots	24	13	4	2	6	49	49
7m Shots	20	6	2	1	n/a	30	67
Fast Breaks	28	3	1	1		33	85
Breakthroughs	28	1	1			30	93
Totals	152	54	17	13	7	244	62

Played		
PR	CAN	33 - 20
PR	CHI	40 - 18
PR	BRA	26 - 35
SF	ARG	29 - 30
PL	URU	24 - 23

Number of Attacks: 318, Scoring Efficiency: 48%

Cumulative Statistics

Estadísticas cumulativas / Estadísticas Cumulativas

CUB - Cuba AFTER 5 MATCHES

Shots Distribution

Players

Goals / Shots

2 TURINO NOA R			3 CORZO G			4 MARTI DIAZ E			5 DIAZ de ARMAS R			6 FONSECA ALEAGA D			7 FERNANDEZ LESCAYLL			9 DACOSTA CAPOTE R		
1/1	2/3	2/2	1/1	1/4	6/7	1/1	2/3		2/2	1/2	1/3	5/6	3/4	3/3			3/3			
		0/2	4/6	2/4	3/5	0/3		1/4	1/2	0/1			1/3	4/6						
1/1			5/5	6/7	11/11	3/3	1/1	4/4	2/2	1/1	1/1	0/1	2/2	2/2						

1-Blocked 4-Missed 6-Post 4-Blocked 1-Missed 2-Post 1-Blocked 3-Missed 1-Post 1-Missed 1-Post

10 PAVAN LOPEZ J			11 PAZ MARQUEZ A			13 CAROL MARZO F			14 TOMACEN CARMONA Y			15 AMADOR SALINAS D		
3/3	5/6	2/2				1/1		4/4	1/1	1/1	1/1		2/2	
4/8	0/2	5/8				1/1		3/6	2/4		2/2	0/1		
9/10	5/5	3/4		1/1		2/2	2/2				1/1	1/1		2/2

6-Missed 2-Post 1-Blocked 2-Missed 1-Post

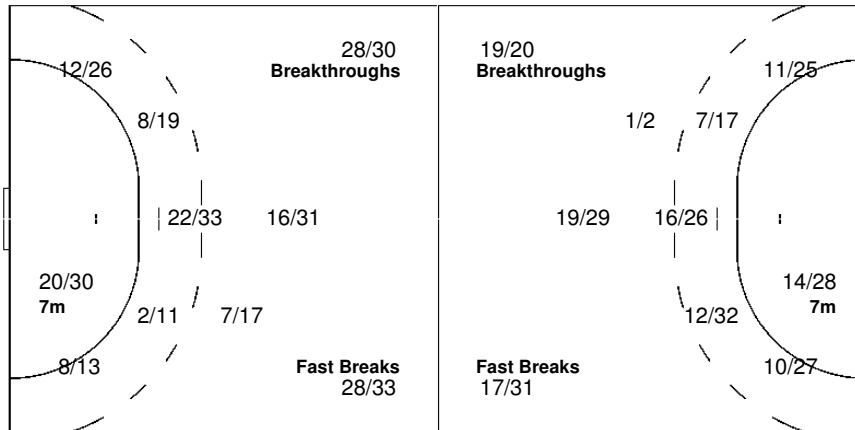
Team

Goals / Shots

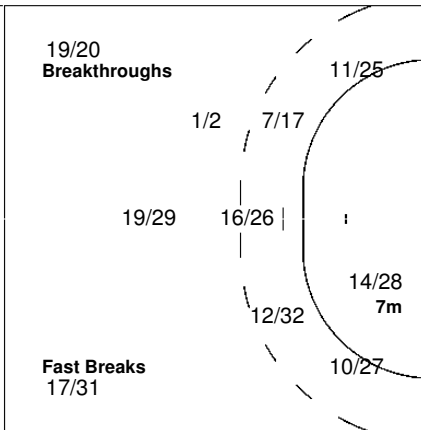
10/10	17/25	22/25
17/31	3/10	18/33
23/25	18/19	24/25

17-Missed 13-Post 7-Blocked

Offence



Defence



Goalkeepers

Saves / Shots

1/8	4/12	9/17
23/35	13/13	13/37
5/30	3/20	5/30

1 QUINTANA BRAVO A		
0/1		0/2
1/1		
1/4	1/2	0/2

12 IGLESIAS POVEA M		
1/7	4/12	9/15
20/32	12/12	12/34
4/25	2/17	4/26

16 VALDES LUIS E		
2/2	1/1	1/3
0/1	0/1	1/2

LEGEND

G/S Goals / Shots	% Efficiency	6m 6-metre Shots	7m 7-metre Shots	9m 9-metre Shots
S/S Saves / Shots	Wing Wing Shots	FB Fast Breaks	BT Breakthroughs	EX Exclusions
AS Assists	TF Technical Faults	ST Steals	BS Blocked Shots	TP Time Played
YC Yellow Cards	RC Red Cards	n/a not applicable	PL Placement	MP Matches Played
PR Preliminary Round	QF Quarterfinal	SF Semifinal	GM Gold Medal Match	BM Bronze Medal Match
2Min 2 Minute Suspensions	DSQ Disqualified			

Cumulative Statistics

Estadísticas cumulativas / Estatísticas Cumulativas

DOM - Dominican Republic AFTER 5 MATCHES

Players		MP	Shots								Offence		Defence		Penalties				TP
No.	Name		G / S	%	6m	Wing	9m	7m	FB	BT	AS	TF	ST	BS	YC	2Min	RC	EX	
1	TAPIA Juan	2								3	1							59:41	
2	de LEON Kellvin	5	29/49	59	3/5	10/20	1/5	6/8	6/6	3/5	13	13		1	2	2		4:57:49	
3	de LEON CASTRO Leonis	5	13/23	57	1/4	1/2	0/3		1/1	10/13	19	7	3		2			3:37:25	
4	SOSA Antonio	5	12/23	52	2/3	9/18	0/1			1/1	3	6	3	1	2			2:49:54	
5	TAVERAS LORENZO Luis M.	5	4/5	80	2/3		1/1		1/1		5	4	3	1	1	1		4:40:34	
6	PUJOLS Rafael	5	7/15	47	5/9	1/1			1/5		4	11	2		1	6	1	2:21:47	
8	BRITO Junior	5	11/19	58	2/3	5/7	0/2		2/4	2/3	3	3	3					2:30:59	
9	ABREU Francisco	4	0/1	0			0/1				1					1		44:18	
10	PAULINO Willivaldo	5	27/44	61	2/6	1/3	8/14	7/7	8/10	1/4	13	16	4	2	4			3:43:55	
11	JACOBO Pablo	5	14/25	56	3/6	1/2	5/12			5/5	15	11				2		2:01:56	
12	SANLATE Luis	3									2							1:00:19	
13	ROMERO Felix	5	21/34	62	5/8		3/9	4/8		9/9	15	17	1	1		1		2:03:43	
15	AYBAR Frankalbert	5	1/6	17	1/2		0/3			0/1	3	3	6	2	4	5	1	2:04:49	
17	SEPULVEDA Angel	4									1		3	1				27:25	
18	MATEO Dioris	5	3/4	75		3/3	0/1				1	2	2		1	2		55:26	
Bench/Team															4				
Totals			142/248	57	26/49	31/56	18/52	17/23	19/27	31/41	101	94	30	9	19	22	2		

Goalkeepers		Total Shots		6m Shots		Wing Shots		9m Shots		7m Shots		Fast Breaks		Breakthroughs	
No.	Name	S / S	%	S / S	%	S / S	%	S / S	%	S / S	%	S / S	%	S / S	%
1	TAPIA Juan	10/38	26	5/10	50	0/3	0	3/6	50	0/4	0	1/10	10	1/5	20
5	TAVERAS LORENZO Luis M.	39/127	31	10/28	36	9/26	35	11/28	39	4/12	33	5/19	26	0/14	0
12	SANLATE Luis	22/47	47	5/13	38	6/12	50	9/13	69	2/3	67	0/3	0	0/3	0
Totals		71/212	33	20/51	39	15/41	37	23/47	49	6/19	32	6/32	19	1/22	5

Team Shots	Goals	Saves	Missed	Post	Blocked	Total	%
6m Shots	26	14	3	5	1	49	53
Wing Shots	31	18	5	2		56	55
9m Shots	18	11	8	8	7	52	35
7m Shots	17	5		1	n/a	23	74
Fast Breaks	19	6		2		27	70
Breakthroughs	31	7	2	1		41	76
Totals	142	61	18	19	8	248	57

Played		
PR	URU	26 - 29
PR	MEX	36 - 24
PR	ARG	25 - 33
PL	CAN	28 - 27
PL	CHI	27 - 28

Number of Attacks: 310, Scoring Efficiency: 46%

Cumulative Statistics

Estadísticas cumulativas / Estadísticas Cumulativas

DOM - Dominican Republic AFTER 5 MATCHES

Shots Distribution

Players
Goals / Shots

2 de LEON K			3 de LEON CASTRO L			4 SOSA A			6 PUJOLS R			8 BRITO J			9 ABREU F			10 PAULINO W		
6/6	6/6	3/6	1/1	1/2		2/2	2/4		1/1	1/2	3/4	3/4		0/2				5/7	7/8	5/5
3/4	0/2	2/4		0/1	0/1	2/2	0/1	2/2	1/1	0/2	3/4			1/3				1/2	0/1	2/5
7/10		2/2	5/5	2/3	4/6	4/4	1/2	1/3			1/1		1/1	6/6				5/7	1/1	1/1
4-Missed 5-Post			4-Missed			2-Missed 2-Post			4-Post			1-Missed 1-Post 1-Blocked 1-Missed			3-Post 4-Blocked					
11 JACOBO P			13 ROMERO F			15 AYBAR F			17 SEPULVEDA A			18 MATEO D								
0/1	1/3	4/4			2/2		1/1													
	0/1	3/5	1/1		3/6			0/1				1/1								
1/1	3/3	2/3	3/4	4/6	7/9							1/1	1/2							
1-Missed 1-Post 2-Blocked			1-Missed 2-Post 1-Blocked			3-Missed 1-Post														

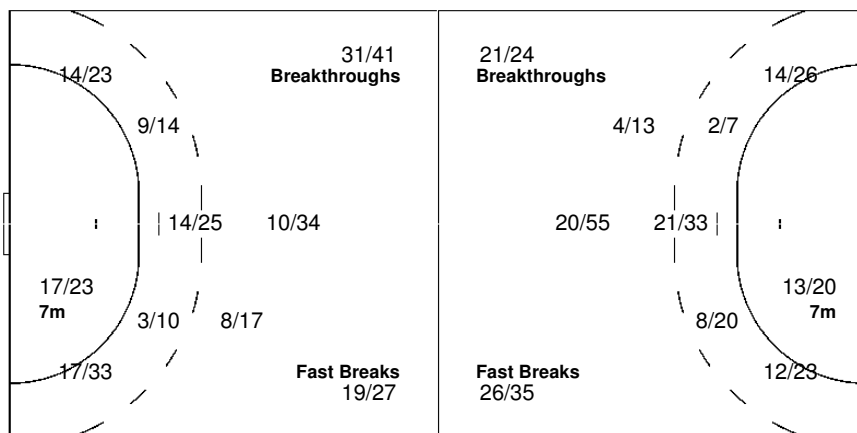
Team

Goals / Shots

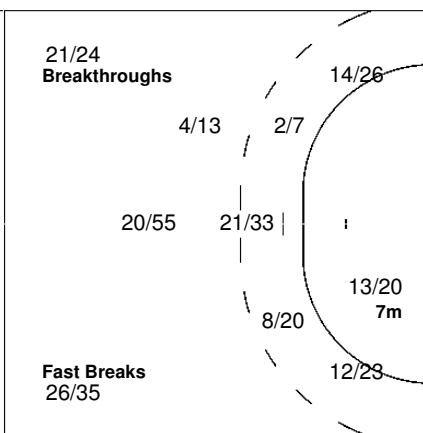
17/21	19/26	16/21
9/11	0/8	17/32
26/32	13/18	24/31

18-Missed 19-Post 8-Blocked

Offence



Defence



Goalkeepers

Saves / Shots

4/14	9/13	6/18
9/27	15/17	9/25
5/33	8/26	6/38

1 TAPIA J

0/2	1/2	1/3
0/2	5/5	0/4
0/3	3/6	0/11

5 TAVERAS LORENZO L

1/8	5/7	3/7
7/21	7/9	4/16
5/22	3/15	4/21

12 SANLATE L

3/4	3/4	2/8
2/4	3/3	5/5
0/8	2/5	2/6

LEGEND			
G/S Goals / Shots	% Efficiency	6m 6-metre Shots	7m 7-metre Shots
S/S Saves / Shots	Wing Wing Shots	FB Fast Breaks	9m 9-metre Shots
AS Assists	TF Technical Faults	BT Breakthroughs	EX Exclusions
YC Yellow Cards	RC Red Cards	BS Blocked Shots	TP Time Played
PR Preliminary Round	QF Quarterfinal	PL Placement	MP Matches Played
2Min 2 Minute Suspensions	DSQ Disqualified	n/a not applicable	BM Bronze Medal Match
		SF Semifinal	
		GM Gold Medal Match	



Cumulative Statistics

Estadísticas acumulativas / Estatísticas Cumulativas

MEX - Mexico AFTER 5 MATCHES

Players		MP	Shots								Offence		Defence		Penalties				TP
No.	Name		G / S	%	6m	Wing	9m	7m	FB	BT	AS	TF	ST	BS	YC	2Min	RC	EX	
1	ROMERO SANCHEZ Adrian Bernabe	5								2	2							3:32:05	
2	SANTOS BARROS Jose Rafael	4	2/6	33	1/1	1/4	0/1			5	10	1		1	3	1		1:59:03	
4	GARCIA NAVARRO Jorge Eduardo	5	11/29	38	1/5	3/9	1/4		6/9	0/2	4	11	2		2			3:47:58	
5	GONZALEZ MUNOZ Jorge	5	1/4	25			0/3		1/1	2	3	1	1	2	3			1:48:43	
6	ACUNA MENDEZ Marcial	5	37/73	51	6/14	0/2	21/44	4/5	3/5	3/3	18	24	9	1	3	3		4:48:39	
7	ROJAS RODRIGUEZ Angel	5	4/8	50	1/2		0/2		0/1	3/3	11	7	2		1	3	1	2:11:09	
9	STOOPEN MENDOZA Emilio	5	17/45	38	4/13	1/2	5/22	2/2	3/3	2/3	11	23	6	1	2	2		4:07:20	
10	GARCIA NAVARRO Jose Juan	5	14/26	54	1/3	2/11	1/2		9/9	1/1	14	4	3					3:39:46	
11	RASCON MURRIETA Edson	4	15/27	56	2/3		6/16	3/3		4/5	12	10		1				2:01:21	
12	MENDOZA RODRIGUEZ Julio	5	1/3	33	0/2				1/1		1	3	3		2	1		1:05:06	
13	FLORES FLORES Erik Israel	4	2/4	50		1/3			1/1		2	1						1:01:51	
14	ROSAS AGUILERA Arturo	5	14/23	61	11/20				2/2	1/1	4	9	2			1		4:07:39	
16	LUNA VIVEROS Moises Galib	5								1		1						1:47:55	
17	HURTADO MOLINA Fernando	4	1/4	25	0/1				1/3		2	1	2		2			35:30	
23	MENDOZA RODRIGUEZ Daniel	4	1/2	50	1/2						1	2	1	1				15:55	
Bench/Team																			
Totals			120/254	47	28/66	8/31	34/94	9/10	27/35	14/18	90	110	33	4	14	18	2		

Goalkeepers		Total Shots		6m Shots		Wing Shots		9m Shots		7m Shots		Fast Breaks		Breakthroughs	
No.	Name	S / S	%	S / S	%	S / S	%	S / S	%	S / S	%	S / S	%	S / S	%
1	ROMERO SANCHEZ Adrian Bernabe	34/148	23	8/29	28	9/32	28	7/30	23	2/12	17	1/9	11	7/36	19
16	LUNA VIVEROS Moises Galib	19/74	26	7/14	50	5/16	31	3/13	23	0/11	0	4/17	24	0/3	0
Totals		53/222	24	15/43	35	14/48	29	10/43	23	2/23	9	5/26	19	7/39	18

Team Shots	Goals	Saves	Missed	Post	Blocked	Total	%
6m Shots	28	30	4	2	2	66	42
Wing Shots	8	15	4	4		31	26
9m Shots	34	26	14	7	12	94	36
7m Shots	9	1			n/a	10	90
Fast Breaks	27	5	1	2		35	77
Breakthroughs	14	2	2			18	78
Totals	120	79	25	15	14	254	47

Played		
PR	ARG	16 - 40
PR	DOM	24 - 36
PR	URU	21 - 31
PL	CHI	27 - 28
PL	CAN	32 - 34

Number of Attacks: 326, Scoring Efficiency: 37%



Cumulative Statistics

Estadísticas acumulativas / Estatísticas Cumulativas

MEX - Mexico
AFTER 5 MATCHES

Shots Distribution

Players

Goals / Shots

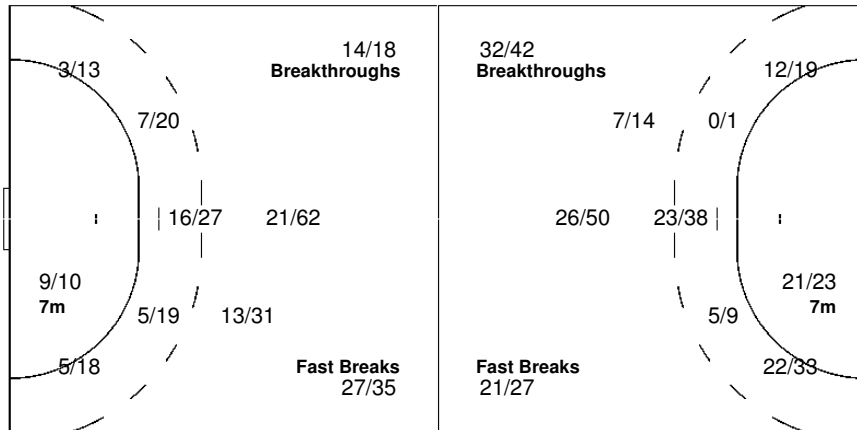
2 SANTOS BARROS J	4 GARCIA NAVARRO J	5 GONZALEZ MUNOZ J	6 ACUNA MENDEZ M	7 ROJAS RODRIGUEZ A	9 STOOPEN MENDOZA E	10 GARCIA NAVARRO J
1/1	4/7 1/2 2/4	1/1 0/1	8/10 2/6 11/13	0/1 0/1 2/3	0/1 1/5 4/5	0/1 1/3 1/1
1/1	3/3 0/2 1/2		0/2 0/1 5/9	0/1 0/1	0/2 0/2	4/6 0/1 2/4
1-Missed	1-Blocked 4-Missed 2-Post	1-Missed 1-Post	10-Missed 3-Post 6-Blocked		5-Missed 3-Post 3-Blocked	1-Missed 2-Post
11 RASCON MURRIETA E	12 MENDOZA RODRIGUEZ	13 FLORES FLORES E	14 ROSAS AGUILERA A	17 HURTADO MOLINA F	23 MENDOZA RODRIGUEZ	
3/3	1/1	1/1	0/1 1/2 3/4		1/1	
2/2 1/1 9/9	0/2	0/1	0/2 0/3	0/1	0/1	
2-Missed 2-Post 4-Blocked		1-Post	1/1 3/4 6/6	1-Missed 1-Post		

Team

Goals / Shots

13/21	6/14	24/32
9/17	1/14	7/26
23/25	9/14	28/32
25-Missed	15-Post	14-Blocked

Offence



Defence

Goalkeepers

Saves / Shots

3/29	7/26	6/30
5/11	3/6	11/23
6/38	6/28	5/30

1 ROMERO SANCHEZ A

1/22	4/14	5/22
4/8	2/3	6/16
4/27	3/16	4/19

16 LUNA VIVEROS M

2/7	3/12	1/8
1/3	1/3	5/7
2/11	3/12	1/11

LEGEND											
G/S Goals / Shots	% Efficiency	6m 6-metre Shots	7m 7-metre Shots	9m 9-metre Shots							
S/S Saves / Shots	Wing Wing Shots	FB Fast Breaks	BT Breakthroughs	EX Exclusions							
AS Assists	TF Technical Faults	ST Steals	BS Blocked Shots	TP Time Played							
YC Yellow Cards	RC Red Cards	n/a not applicable	PL Placement	MP Matches Played							
PR Preliminary Round	QF Quarterfinal	SF Semifinal	GM Gold Medal Match	BM Bronze Medal Match							
2Min 2 Minute Suspensions	DSQ Disqualified										

Cumulative Statistics

Estadísticas acumulativas / Estatísticas Cumulativas

URU - Uruguay AFTER 5 MATCHES

Players		MP	Shots								Offence		Defence		Penalties				TP
No.	Name		G / S	%	6m	Wing	9m	7m	FB	BT	AS	TF	ST	BS	YC	2Min	RC	EX	
2	POGGIO GIUBBANI Pablo Ezequiel	5	7/14	50	0/2	5/7	1/3		0/1	1/1	6	7	3	1	1	2			1:59:04
3	CARO SPALLA Pablo	5	7/24	29	1/2	3/9	3/13				5	3			1	2			2:10:58
5	MALFATTI CUNHAR Maximiliano	5	2/4	50	2/4							1	1	2	1	2			1:18:16
8	MONTES GOITIA Pablo Andres	3	2/7	29	0/2		2/5				3	6							55:09
9	FABRA GENTILE Nicolas Gonzalo	4	11/18	61	4/6	1/2	1/2	1/4	1/1	3/3	2	6				1			1:28:15
10	NOVERI HORTA Sebastian	5	5/9	56	1/2	0/1	1/2		2/3	1/1		4	4		2	1			1:41:14
11	MARROCHI ONGAY Pablo Miguel	4	28/41	68	4/8	0/2	6/11	8/10	5/5	5/5	8	8	4		1	2			3:16:57
12	PINTOS QUINTANA Carlos Gabriel	5	0/2	0			0/2				2	5							3:35:28
13	GRATADOUX TANCREDI Maximiliano	5	3/3	100	3/3						7	5		3	2	4			3:10:04
14	GAMBA CONFORTE Gonzalo	5	9/17	53	3/9	0/1	2/3		1/1	3/3	10	14	4	1	2	3			3:08:50
15	BERNAL AGARE Rodrigo	5	3/8	38		1/4			2/4		2	8	4		2	1			2:40:57
16	SUBERBIELLE BARBIERI Luis Euardo	5									2	1							1:24:32
18	SPANGENBERG TORRE Gabriel	5	17/36	47	5/14	0/2	1/6		5/6	6/8	11	16	2		2	3			3:57:15
19	WENZEL SCASSO Hermann Gustavo	5	19/34	56	3/4	10/22	1/1		5/7		4	6	2		1				3:38:58
20	ORLANDO BUQUET Nicolas Rubek	4	2/2	100	2/2						1	1							34:03
Bench/Team															1				
Totals			115/219	53	28/58	20/50	18/48	9/14	21/28	19/21	63	91	24	7	16	21			

Goalkeepers		Total Shots		6m Shots		Wing Shots		9m Shots		7m Shots		Fast Breaks		Breakthroughs	
No.	Name	S / S	%	S / S	%	S / S	%	S / S	%	S / S	%	S / S	%	S / S	%
12	PINTOS QUINTANA Carlos Gabriel	34/127	27	8/26	31	12/24	50	10/26	38	2/11	18	2/22	9	0/18	0
16	SUBERBIELLE BARBIERI Luis Euardo	21/62	34	8/14	57	2/9	22	4/12	33	3/8	38	3/14	21	1/5	20
Totals		55/189	29	16/40	40	14/33	42	14/38	37	5/19	26	5/36	14	1/23	4

Team Shots	Goals	Saves	Missed	Post	Blocked	Total	%
6m Shots	28	19	6	2	3	58	48
Wing Shots	20	22	4	4		50	40
9m Shots	18	17	5	5	3	48	38
7m Shots	9	4		1	n/a	14	64
Fast Breaks	21	5	1	1		28	75
Breakthroughs	19			2		21	90
Totals	115	67	16	15	6	219	53

Played		
PR	DOM	29 - 26
PR	ARG	16 - 35
PR	MEX	31 - 21
SF	BRA	16 - 28
PL	CUB	23 - 24

Number of Attacks: 286, Scoring Efficiency: 40%

Cumulative Statistics

Estadísticas cumulativas / Estatísticas Cumulativas

URU - Uruguay AFTER 5 MATCHES

Shots Distribution

2 POGGIO GIUBBANI P			3 CARO SPALLA P			5 MALFATTI CUNHAR M			8 MONTES GOITIA P			9 FABRA GENTILE N			10 NOVERI HORTA S			11 MARROCHI ONGAY P		
1/1		2/2	0/1	0/1	1/2		0/1	1/1	1/1			2/2		1/1		2/2	0/1		4/4	6/8
1/2	0/2	1/1	0/2	0/2	1/4	0/1							0/1	3/3	0/1	0/1		2/2	0/3	1/2
2/2	0/1	0/1	1/2	3/5	1/1		1/1			1/3		1/1	1/2	3/3	1/1	2/3		7/7	2/3	6/8
1-Missed 1-Post			1-Post 3-Blocked						1-Missed 2-Post			1-Missed 4-Post			3-Missed			1-Blocked		

13 GRATADOUX TANCREDI			14 GAMBA CONFORTE G			15 BERNAL AGARE R			18 SPANGENBERG TORRE			19 WENZEL SCASSO H			20 ORLANDO BUQUET N		
				1/1	1/1		0/1		2/2	0/2	0/2	2/2	0/1	3/3			
				0/1	1/2				3/4	0/3	2/6	0/5	0/1	3/5			
2/2		1/1	2/3	3/5	1/2	1/1	1/2	1/1	3/3	2/2	5/5	6/6	2/3	3/3	1/1		1/1
2-Missed						1-Missed 2-Post			2-Missed 3-Post 2-Blocked 3-Missed 2-Post								

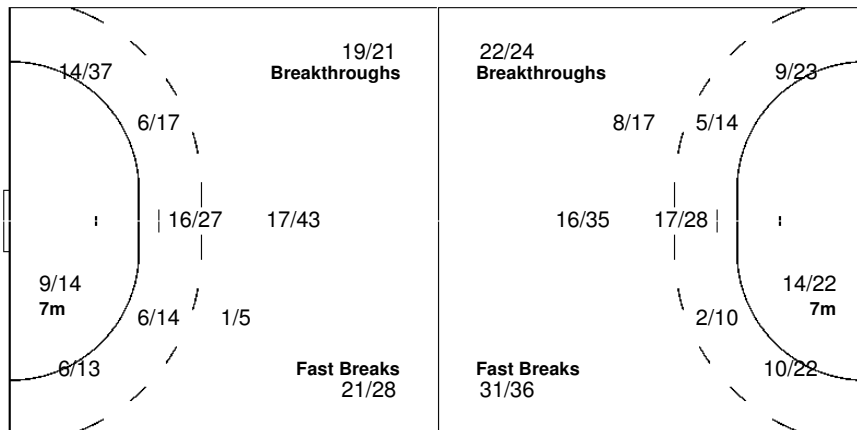
Team

Goals / Shots

8/9	7/13	15/21
6/17	0/14	12/23
27/29	18/30	22/26

16-Missed 15-Post 6-Blocked

Offence



Defence

Goalkeepers

Saves / Shots

5/13	5/26	3/22
10/23	6/7	10/26
6/28	4/21	5/21

12 PINTOS QUINTANA C

3/9	5/21	2/14
5/14	4/4	6/17
3/15	2/15	3/16

16 SUBERBIELLE BARBIE

2/4	0/5	1/8
5/9	2/3	4/9
3/13	2/6	2/5

LEGEND

G/S Goals / Shots	% Efficiency	6m 6-metre Shots	7m 7-metre Shots	9m 9-metre Shots
S/S Saves / Shots	Wing Wing Shots	FB Fast Breaks	BT Breakthroughs	EX Exclusions
AS Assists	TF Technical Faults	ST Steals	BS Blocked Shots	TP Time Played
YC Yellow Cards	RC Red Cards	n/a not applicable	PL Placement	MP Matches Played
PR Preliminary Round	QF Quarterfinal	SF Semifinal	GM Gold Medal Match	BM Bronze Medal Match
2Min 2 Minute Suspensions	DSQ Disqualified			



Handball
Balonmano / Handebol

Men
Hombres / Senhores

Overall Team Statistics

Estadísticas Generales del equipo / Estatísticas Gerais da Equipe

As of 22 JUL 2007

Players

Team	MP	Total Shots		6m Shots		Wing Shots		9m Shots		7m Shots		Fast Breaks		Breakthroughs		Offence		Defence		Penalties			
		G / S	%	G / S	%	G / S	%	G / S	%	G / S	%	G / S	%	G / S	%	AS	TF	ST	BS	YC	2Min	RC	EX
ARG	5	160/261	61	34/75	45	29/54	54	32/49	65	15/22	68	29/40	73	21/21	100	73	74	45	5	12	25	2	
BRA	5	157/240	65	26/42	62	24/43	56	32/56	57	21/32	66	36/48	75	18/19	95	122	76	41	22	13	20	4	
CAN	5	113/239	47	24/62	39	24/45	53	23/67	34	13/21	62	7/11	64	22/33	67	76	102	26	3	15	17		
CHI	5	123/218	56	23/45	51	22/44	50	20/52	38	17/21	81	17/27	63	24/29	83	96	94	25	8	12	17	1	
CUB	5	152/244	62	32/63	51	20/39	51	24/49	49	20/30	67	28/33	85	28/30	93	85	94	32	1	13	33	6	
DOM	5	142/248	57	26/49	53	31/56	55	18/52	35	17/23	74	19/27	70	31/41	76	101	94	30	9	19	22	2	
MEX	5	120/254	47	28/66	42	8/31	26	34/94	36	9/10	90	27/35	77	14/18	78	90	110	33	4	14	18	2	
URU	5	115/219	53	28/58	48	20/50	40	18/48	38	9/14	64	21/28	75	19/21	90	63	91	24	7	16	21		
Totals		1082/1923	56	221/460	48	178/362	49	201/467	43	121/173	70	184/249	74	177/212	83	706	735	256	59	114	173	17	

Goalkeepers

Team	MP	Total Shots		6m Shots		Wing Shots		9m Shots		7m Shots		Fast Breaks		Breakthroughs	
		S / S	%	S / S	%	S / S	%	S / S	%	S / S	%	S / S	%	S / S	%
ARG	5	65/181	36	34/65	52	15/34	44	6/23	26	5/15	33	3/21	14	2/23	9
BRA	5	80/176	45	22/43	51	13/25	52	29/48	60	7/16	44	7/25	28	2/19	11
CAN	5	48/201	24	10/44	23	15/34	44	15/44	34	0/25	0	5/25	20	3/29	10
CHI	5	62/209	30	13/30	43	15/43	35	19/54	35	1/16	6	7/40	18	7/26	27
CUB	5	82/208	39	32/67	48	21/42	50	9/29	31	8/22	36	11/28	39	1/20	5
DOM	5	71/212	33	20/51	39	15/41	37	23/47	49	6/19	32	6/32	19	1/22	5
MEX	5	53/222	24	15/43	35	14/48	29	10/43	23	2/23	9	5/26	19	7/39	18
URU	5	55/189	29	16/40	40	14/33	42	14/38	37	5/19	26	5/36	14	1/23	4

LEGEND											
G/S	Goals / Shots	6m	6-metre Shots	AS	Assists	TF	Technical Faults	EX	Exclusions		
S/S	Saves / Shots	7m	7-metre Shots	FB	Fast Breaks	YC	Yellow Cards	DSQ	Disqualified		
%	Efficiency	9m	9-metre Shots	ST	Steals	RC	Red Cards	2Min	2 Minute Suspensions		
MP	Matches Played	Wing	Wing Shots	BS	Blocked Shots						


Team Fair Play

Fair Play de los equipos / Fair Play das Equipes

As of 22 JUL 2007

Rank	Team	Points		EX	RC	2Min	YC	MP
		Avg	Total					
1	CAN - Canada	9.8	49			17	15	5
2	CHI - Chile	10.2	51		1	17	12	5
3	URU - Uruguay	11.6	58			21	16	5
4	MEX - Mexico	12.0	60		2	18	14	5
5	ARG - Argentina	14.4	72		2	25	12	5
6	BRA - Brazil	14.6	73		4	20	13	5
6	DOM - Dominican Republic	14.6	73		2	22	19	5
8	CUB - Cuba	21.8	109		6	33	13	5

NOTE:

Total Points = (EX) x 10 + (RC) x 5 + (2Min) x 2 + (YC) x 1

LEGEND

Avg	Average per Game	EX	Exclusions	RC	Red Cards	YC	Yellow Cards
MP	Matches Played	2Min	2 Minute Suspensions				



Individual Statistics

Estadística Individual / Estatísticas Individuais

As of 22 JUL 2007

GOALSCORERS (top 40)

Rank	Name	Team	Goals	Shots	%	7m Shots	MP
1	CORZO Guillermo	CUB	39	66	59	12 / 17	5
2	ACUNA MENDEZ Marcial	MEX	37	73	51	4 / 5	5
2	FEUTCHMAN Emil	CHI	37	65	57	16 / 19	5
4	PAVAN LOPEZ Jorge Luis	CUB	36	56	64	8 / 12	5
5	TORRES Facundo	ARG	29	45	64	3 / 5	5
5	de LEON Kellvin	DOM	29	49	59	6 / 8	5
7	MARROCHI ONGAY Pablo Miguel	URU	28	41	68	8 / 10	4
7	RIBEIRO Felipe	BRA	28	40	70	6 / 7	5
9	PAULINO Willivaldo	DOM	27	44	61	7 / 7	5
10	BERTRAND Alexis	CAN	25	53	47	2 / 4	5
11	CIVELLI Bruno	ARG	24	40	60		5
12	BORTOLINI Leonardo	BRA	22	30	73	8 / 13	5
12	GODIN Maxime	CAN	22	51	43		5
12	LIMA Matias Martin	ARG	22	29	76	4 / 5	5
15	ROMERO Felix	DOM	21	34	62	4 / 8	5
16	FONSECA ALEAGA Denip	CUB	20	29	69		5
17	WENZEL SCASSO Hermann Gustavo	URU	19	34	56		5
18	BESSETTE Geoffroy	CAN	18	33	55	3 / 5	5
18	CASTRO Mariano Agustin	ARG	18	27	67		5
18	SOUZA Bruno	BRA	18	26	69	0 / 2	3
21	JUSTINO Helio	BRA	17	26	65	6 / 9	5
21	MARTINEZ Patricio	CHI	17	25	68	0 / 1	5
21	SPANGENBERG TORRE Gabriel	URU	17	36	47		5
21	STOOPEN MENDOZA Emilio	MEX	17	45	38	2 / 2	5
25	SALINAS MUNOZ Rodrigo	CHI	16	29	55		5
26	FYFE Sebastien	CAN	15	29	52	5 / 8	5
26	RASCON MURRIETA Edson	MEX	15	27	56	3 / 3	4
28	GARCIA NAVARRO Jose Juan	MEX	14	26	54		5
28	JACOBO Pablo	DOM	14	25	56		5
28	LAUREANO Silvio	BRA	14	19	74		5
28	PACHECO FILHO Fernando	BRA	14	25	56		5
28	QUERIN Leonardo Facundo	ARG	14	20	70		5
28	ROSAS AGUILERA Arturo	MEX	14	23	61		5
34	CAROL MARZO Frankis	CUB	13	18	72		5
34	JOFRE Nicolas	CHI	13	21	62		5
34	de LEON CASTRO Leonis	DOM	13	23	57		5
37	KASSIS SATORRE Fuad	CHI	12	17	71	1 / 1	5
37	MARTI DIAZ Edgard	CUB	12	24	50	0 / 1	5
37	PIZARRO Federico	ARG	12	22	55	6 / 9	5
37	SOSA Antonio	DOM	12	23	52		5

Individual Statistics

Estadística Individual / Estatísticas Individuais

As of 22 JUL 2007

ASSISTS (top 40)

Rank	Name	Team	Assists	MP
1	BERTRAND Alexis	CAN	26	5
1	PACHECO FILHO Fernando	BRA	26	5
3	FEUTCHMAN Emil	CHI	23	5
3	MARTINEZ Patricio	CHI	23	5
5	BORTOLINI Leonardo	BRA	22	5
6	de LEON CASTRO Leonis	DOM	19	5
7	ACUNA MENDEZ Marcial	MEX	18	5
7	CORZO Guillermo	CUB	18	5
7	DIAZ de ARMAS Randy	CUB	18	5
10	CIVELLI Bruno	ARG	17	5
10	SANTANA Bruno	BRA	17	5
12	JOFRE Nicolas	CHI	16	5
13	JACOBO Pablo	DOM	15	5
13	ROMERO Felix	DOM	15	5
15	GARCIA NAVARRO Jose Juan	MEX	14	5
16	CARRARA Alejo Juan	ARG	13	5
16	KASSIS SATORRE Fuad	CHI	13	5
16	MARTI DIAZ Edgard	CUB	13	5
16	PAULINO Willivaldo	DOM	13	5
16	PAVAN LOPEZ Jorge Luis	CUB	13	5
16	de LEON Kellvin	DOM	13	5
22	GODIN Maxime	CAN	12	5
22	RASCON MURRIETA Edson	MEX	12	4
24	ROJAS RODRIGUEZ Angel	MEX	11	5
24	SPANGENBERG TORRE Gabriel	URU	11	5
24	STOOPEN MENDOZA Emilio	MEX	11	5
27	GAMBA CONFORTE Gonzalo	URU	10	5
27	RIBEIRO Felipe	BRA	10	5
29	ERTEL Carlos	BRA	9	5
29	FYFE Sebastien	CAN	9	5
31	MARROCHI ONGAY Pablo Miguel	URU	8	4
31	MAURIN Felipe	CHI	8	4
31	OLIVEIRA Guilherme	BRA	8	5
31	QUERIN Leonardo Facundo	ARG	8	5
35	BESSETTE Geoffroy	CAN	7	5
35	GRATADOUX TANCREDI Maximiliano	URU	7	5
35	LIMA Matias Martin	ARG	7	5
35	PELLETIER Marcelin	CAN	7	5

Next 6 players were tied with 6



Individual Statistics

Estadística Individual / Estatísticas Individuais

As of 22 JUL 2007

GOALS AND ASSISTS (top 40)

Rank	Name	Team	Goals + Assists	Goals	Assists	MP
1	FEUTCHMAN Emil	CHI	60	37	23	5
2	CORZO Guillermo	CUB	57	39	18	5
3	ACUNA MENDEZ Marcial	MEX	55	37	18	5
4	BERTRAND Alexis	CAN	51	25	26	5
5	PAVAN LOPEZ Jorge Luis	CUB	49	36	13	5
6	BORTOLINI Leonardo	BRA	44	22	22	5
7	de LEON Kellvin	DOM	42	29	13	5
8	CIVELLI Bruno	ARG	41	24	17	5
9	MARTINEZ Patricio	CHI	40	17	23	5
9	PACHECO FILHO Fernando	BRA	40	14	26	5
9	PAULINO Willivaldo	DOM	40	27	13	5
12	RIBEIRO Felipe	BRA	38	28	10	5
13	MARROCHI ONGAY Pablo Miguel	URU	36	28	8	4
13	ROMERO Felix	DOM	36	21	15	5
15	GODIN Maxime	CAN	34	22	12	5
16	TORRES Facundo	ARG	33	29	4	5
17	de LEON CASTRO Leonis	DOM	32	13	19	5
18	JACOBO Pablo	DOM	29	14	15	5
18	JOFRE Nicolas	CHI	29	13	16	5
18	LIMA Matias Martin	ARG	29	22	7	5
21	GARCIA NAVARRO Jose Juan	MEX	28	14	14	5
21	SANTANA Bruno	BRA	28	11	17	5
21	SPANGENBERG TORRE Gabriel	URU	28	17	11	5
21	STOOPEN MENDOZA Emilio	MEX	28	17	11	5
25	DIAZ de ARMAS Randy	CUB	27	9	18	5
25	RASCON MURRIETA Edson	MEX	27	15	12	4
27	FONSECA ALEAGA Denip	CUB	26	20	6	5
28	BESSETTE Geoffroy	CAN	25	18	7	5
28	KASSIS SATORRE Fuad	CHI	25	12	13	5
28	MARTI DIAZ Edgard	CUB	25	12	13	5
31	CASTRO Mariano Agustin	ARG	24	18	6	5
31	FYFE Sebastien	CAN	24	15	9	5
31	SOUZA Bruno	BRA	24	18	6	3
34	WENZEL SCASSO Hermann Gustavo	URU	23	19	4	5
35	QUERIN Leonardo Facundo	ARG	22	14	8	5
36	CARRARA Alejo Juan	ARG	21	8	13	5
36	JUSTINO Helio	BRA	21	17	4	5
38	SALINAS MUNOZ Rodrigo	CHI	20	16	4	5

Next 6 players were tied with 6

Individual Statistics

Estadística Individual / Estatísticas Individuais

As of 22 JUL 2007

STEALS (top 20)

Rank	Name	Team	Total	Avg	MP
1	RIBEIRO Felipe	BRA	13	2.6	5
2	BERTRAND Alexis	CAN	10	2.0	5
2	SANTANA Bruno	BRA	10	2.0	5
4	ACUNA MENDEZ Marcial	MEX	9	1.8	5
4	CIVELLI Bruno	ARG	9	1.8	5
6	PAVAN LOPEZ Jorge Luis	CUB	8	1.6	5
7	LIMA Matias Martin	ARG	7	1.4	5
8	AYBAR Frankalbert	DOM	6	1.2	5
8	SALINAS MUNOZ Rodrigo	CHI	6	1.2	5
8	STOOPEN MENDOZA Emilio	MEX	6	1.2	5
11	CAROU Gonzalo Matias	ARG	5	1.0	5
11	FYFE Sebastien	CAN	5	1.0	5
11	LAUREANO Silvio	BRA	5	1.0	5
11	MARTINEZ Patricio	CHI	5	1.0	5

Next 10 players were tied with total of 4

BLOCKED SHOTS (top 20)

Rank	Name	Team	Total	Avg	MP
1	SILVA Danilo	BRA	6	2.0	3
2	KOJOROSKI Jaqson	BRA	5	1.0	5
3	PACHECO FILHO Fernando	BRA	4	0.8	5
3	PIZZINATTO Jardel	BRA	4	0.8	5
5	CAROU Gonzalo Matias	ARG	3	0.6	5
5	GRATADOUX TANCREDI Maximiliano	URU	3	0.6	5
7	ARAYA Guillermo	CHI	2	0.4	5
7	AYBAR Frankalbert	DOM	2	0.4	5
7	JOFRE Nicolas	CHI	2	0.4	5
7	MALFATTI CUNHAR Maximiliano	URU	2	0.4	5
7	OLIVEIRA Guilherme	BRA	2	0.4	5
7	PAULINO Willivaldo	DOM	2	0.4	5
7	PELLERIN Luc	CAN	2	0.4	5
7	QUERIN Leonardo Facundo	ARG	2	0.4	5

Next 18 players were tied with total of 1



Individual Statistics

Estadística Individual / Estatísticas Individuais

As of 22 JUL 2007

PENALTIES (top 40)

Rank	Name	Team	Points		EX	RC	2Min	YC	MP
			Avg	Total					
1	MARTI DIAZ Edgard	CUB	4.4	22		2	5	2	5
2	PAVAN LOPEZ Jorge Luis	CUB	4.0	20		1	6	3	5
2	PIZZINATTO Jardel	BRA	4.0	20		1	6	3	5
4	AYBAR Frankalbert	DOM	3.8	19		1	5	4	5
5	PUJOLS Rafael	DOM	3.6	18		1	6	1	5
6	FONSECA ALEAGA Denip	CUB	3.0	15		1	4	2	5
6	KOJOROSKI Jaqson	BRA	3.0	15		1	4	2	5
6	SANTOS BARROS Jose Rafael	MEX	3.0	12		1	3	1	4
9	BERTRAND Alexis	CAN	2.8	14			6	2	5
10	CAROU Gonzalo Matias	ARG	2.6	13			5	3	5
10	QUERIN Leonardo Facundo	ARG	2.6	13		1	3	2	5
10	TOMACEN CARMONA Yinkelly	CUB	2.6	13			5	3	5
13	ROJAS RODRIGUEZ Angel	MEX	2.4	12		1	3	1	5
14	CARRARA Alejo Juan	ARG	2.0	10			5		5
14	GRATADOUX TANCREDI Maximiliano	URU	2.0	10			4	2	5
16	ACUNA MENDEZ Marcial	MEX	1.8	9			3	3	5
16	CORZO Guillermo	CUB	1.8	9			4	1	5
16	MIHOVILOVICH PEREZ Felipe	CHI	1.8	9			3	3	5
16	PELLERIN Luc	CAN	1.8	9			4	1	5
20	SILVA Danilo	BRA	1.7	5			2	1	3
21	CHACANA Francisco	CHI	1.6	8			4		5
21	GAMBA CONFORTE Gonzalo	URU	1.6	8			3	2	5
21	GONZALEZ MUNOZ Jorge	MEX	1.6	8			3	2	5
21	SPANGENBERG TORRE Gabriel	URU	1.6	8			3	2	5
25	CAROL MARZO Frankis	CUB	1.4	7		1	1		5
25	CASTRO Mariano Agustin	ARG	1.4	7		1	1		5
25	CIVELLI Bruno	ARG	1.4	7			3	1	5
25	MIGUELES Damian Emmanuel	ARG	1.4	7			2	3	5
29	MARROCHI ONGAY Pablo Miguel	URU	1.3	5			2	1	4
29	MAURIN Felipe	CHI	1.3	5		1			4
29	SOUZA Bruno	BRA	1.3	4			2		3
29	VALDES LUIS Eurlbis	CUB	1.3	5		1			4
33	BOULET Hugo	CAN	1.2	6			2	2	5
33	CREVATIN Sergio Pablo	ARG	1.2	6			3		5
33	FEUTCHMAN Emil	CHI	1.2	6			3		5
33	STOOPEN MENDOZA Emilio	MEX	1.2	6			2	2	5
33	de LEON Kellvin	DOM	1.2	6			2	2	5

Next 9 players were tied with 1.0

NOTE:

Total Points = (EX) x 10 + (RC) x 5 + (2Min) x 2 + (YC) x 1

LEGEND

MP Matches Played	% Efficiency	Avg Average per Game	YC Yellow Cards
RC Red Cards	EX Exclusions	2Min 2 Minute Suspensions	



Goalkeeper Statistics

Estadística de porteros / Estatística dos Goleiros

As of 22 JUL 2007

SHOTS (top 20)

Minimum 20% of total shots received by team

Rank	Name	Team	%	Saves	Shots	MP
1	SANTOS Maik	BRA	49	51	105	5
2	SANLATE Luis	DOM	47	22	47	3
3	PARDALES German Alejandro	ARG	42	19	45	3
4	VASCONCELOS Alexandre	BRA	41	29	71	5
5	IGLESIAS POVEA Misael	CUB	39	73	185	5
6	SCHULZ Matias Carlos	ARG	36	33	92	4
7	SUBERBIELLE BARBIERI Luis Eduardo	URU	34	21	62	5
8	BARRIENTOS Felipe	CHI	32	46	144	5
9	TAVERAS LORENZO Luis M.	DOM	31	39	127	5
10	GARCIA Fernando	ARG	30	13	44	3
11	PINTOS QUINTANA Carlos Gabriel	URU	27	34	127	5
12	LUNA VIVEROS Moises Galib	MEX	26	19	74	5
13	HIGUERA GUAJARDO Gaston	CHI	25	16	65	5
13	LEDUC Jonathan	CAN	25	27	108	5
15	ROMERO SANCHEZ Adrian Bernabe	MEX	23	34	148	5
16	HOMSY Ryan	CAN	22	16	73	5

PENALTY SHOTS (top 20)

Minimum 20% of total shots received by team

Rank	Name	Team	%	Saves	Shots	MP
1	SANTOS Maik	BRA	60	6	10	5
2	IGLESIAS POVEA Misael	CUB	40	8	20	5
3	SCHULZ Matias Carlos	ARG	38	3	8	4
3	SUBERBIELLE BARBIERI Luis Eduardo	URU	38	3	8	5
5	TAVERAS LORENZO Luis M.	DOM	33	4	12	5
6	GARCIA Fernando	ARG	20	1	5	3
7	PINTOS QUINTANA Carlos Gabriel	URU	18	2	11	5
8	ROMERO SANCHEZ Adrian Bernabe	MEX	17	2	12	5
8	VASCONCELOS Alexandre	BRA	17	1	6	5
10	BARRIENTOS Felipe	CHI	14	1	7	5

LEGEND

MP Matches Played

% Efficiency

Judô
Judo
Judo



Entry List by NOC

Lista de Inscripciones por CON / Lista de Inscrições por CON

As of 19 JUL 2007

NOC	Name	Gender	Weight Category	Date of Birth	Height m / ft in	Qualified
ARG - Argentina						
	ALBARRACIN Miguel	M	-60 kg	8 Jun 1981		
	BACCINO Orlando	M	-100 kg	25 Dec 1970		
	BERTOLOTTI Mariano	M	-73 kg	27 Sep 1982		
	CISNEROS Carlos	M	+100 kg	1 Jan 2000		
	LUCENTI Emmanuel	M	-81 kg	23 Nov 1984		
	ROSATI Diego	M	-90 kg	22 Nov 1978		
	BIELAKOWICZ Zarina	W	-57 kg	17 Jun 1987		
	BRICEÑO Lorena	W	-78 kg	9 Sep 1982		
	KRUKOWER Daniela	W	-63 kg	6 Jan 1975		
	LOPEZ Mariana	W	-70 kg	9 Sep 1982		
	PARETO Paula	W	-48 kg	16 Jan 1986		
	RODRIGUEZ Melissa	W	-52 kg	18 Oct 1981		
ARU - Aruba						
	VIS Fiderd	M	-81 kg	29 Mar 1981		
BOL - Bolivia						
	GUZMAN Juan	M	-66 kg	26 Oct 1988		
	VARGAS Roy	M	-60 kg	29 Aug 1989		
BRA - Brazil						
	CAMILO Tiago	M	-90 kg	24 May 1982	1.80 / 5'11"	
	CANTO Flavio	M	-81 kg	16 Apr 1975	1.78 / 5'10"	
	CORREA Luciano	M	-100 kg	25 Nov 1982	1.88 / 6'2"	
	DERLY João	M	-66 kg	6 Feb 1981	1.63 / 5'4"	
	GUILHEIRO Leandro	M	-73 kg	8 Jul 1983	1.77 / 5'10"	
	LEE Alexandre	M	-60 kg	9 Feb 1977	1.70 / 5'7"	
	SCHLITTLER Joao	M	+100 kg	2 Oct 1985	1.98 / 6'6"	
	BARBOSA Danielli	W	-63 kg	1 Mar 1984	1.60 / 5'3"	
	MARQUES Priscila	W	+78 kg	17 May 1978	1.74 / 5'9"	
	MIRANDA Erika	W	-52 kg	6 Apr 1987	1.62 / 5'4"	
	POLZIN Daniela	W	-48 kg	3 Apr 1979	1.58 / 5'2"	
	SILVA Edinanci	W	-78 kg	23 Aug 1976	1.73 / 5'8"	
	SILVA Mayra	W	-70 kg	8 Mar 1991	1.75 / 5'9"	
	ZANGRANDO Danielle	W	-57 kg	25 Jul 1979	1.62 / 5'4"	
CAN - Canada						
	BORAS Tyler	M	-81 kg	8 Dec 1982		
	McALPINE Trevor	M	+100 kg	28 Jan 1982		
	MEHMEDOVIC Sasha	M	-66 kg	18 Mar 1985		

Legend:

M - Man W - Woman INV - Invitation UQS - Union Qualification System WCH - World Championships

Entry List by NOC

Lista de Inscripciones por CON / Lista de Inscrições por CON

As of 19 JUL 2007

NOC	Name	Gender	Weight Category	Date of Birth	Height m / ft in	Qualified
CAN - Canada						
	MORGAN Keith	M	-100 kg	12 Nov 1973		
	TRITTON Nicholas	M	-73 kg	20 Jul 1984		
	WILL Frazer	M	-60 kg	10 May 1982		
	BERGER Olia	W	+78 kg	30 Jun 1980		
	LATULIPPE Isabel	W	-48 kg	2 Jul 1983		
	LÉVESQUE Marylise	W	-78 kg	3 Mar 1983		
	PEARSON Isabelle	W	-63 kg	14 Mar 1981		
	ROBERGE Catherine	W	-70 kg	8 Feb 1982		
	SALL Aminata	W	-52 kg	8 Jun 1979		
CHI - Chile						
	AYALA Francisco	M	-81 kg	1 Dec 1968		
	NOVOA Eduardo	M	-73 kg	28 Apr 1984		
	NOVOA Felipe	M	-66 kg	28 Apr 1984		
COL - Colombia						
	VALLES Mario	M	-81 kg	3 Feb 1977		
	ALVEAR Yuri	W	-70 kg	29 Mar 1986		
	AMARIS Yadinis	W	-57 kg	1 Mar 1984		
	CORTES Anny	W	-78 kg	4 Jan 1990		
	OROZCO Johana	W	-48 kg	1 Sep 1986		
	SANCHEZ Yulieth	W	-52 kg	23 May 1988		
CUB - Cuba						
	ARENCIBIA Yordanis	M	-66 kg	24 Jan 1980		
	BENAVIDES Jorge	M	-90 kg	3 May 1985		
	BRAYSON Oscar	M	+100 kg	10 Feb 1985		
	CARDENAS Oscar	M	-81 kg	11 Aug 1982		
	DESPAIGNE Oreidis	M	-100 kg	20 Sep 1981		
	GIRONES Ronald	M	-73 kg	10 May 1983		
	PIKE Yosmani	M	-60 kg	26 Apr 1987		
	BERMOY Yanet	W	-48 kg	29 May 1987		
	CORTES Onix	W	-70 kg	12 Dec 1988		
	DUEÑAS Ivis	W	+78 kg	2 Nov 1977		
	ESPINOSA Sheila	W	-52 kg	20 Jun 1987		
	GONZALEZ Driulis	W	-63 kg	21 Sep 1973		
	LABORDE Yurisel	W	-78 kg	18 Aug 1979		
	MESTRE Yagnelys	W	-57 kg	24 Oct 1983		
DOM - Dominican Republic						
	DIEK Teofilo	M	-100 kg	13 Dec 1987		

M - Man W - Woman

INV - Invitation

UQS - Union Qualification System

WCH - World Championships

Entry List by NOC

Lista de Inscripciones por CON / Lista de Inscrições por CON

As of 19 JUL 2007

NOC	Name	Gender	Weight Category	Date of Birth	Height m / ft in	Qualified
DOM - Dominican Republic						
	FIGUERO Marco	M	-73 kg	1 Jan 2000		
	JACINTO Juan	M	-66 kg	2 Jun 1978		
	LEOCADIO Melvin	M	-60 kg	1 Jan 2000		
	VASQUEZ José	M	+100 kg	5 Mar 1979		
	ASENCIO Fanny	W	-48 kg	27 Jul 1983		
	GARCÍA Maria	W	-52 kg	10 Aug 1987		
ECU - Ecuador						
	IBAÑEZ Roberto	M	-66 kg	20 Jan 1985	1.65 / 5'5"	
	ROMERO Jose	M	-60 kg	22 May 1987	1.62 / 5'4"	
	CHALA Carmen	W	+78 kg	7 Jun 1966	1.76 / 5'9"	
	CHALA Diana	W	-70 kg	20 May 1982	1.75 / 5'9"	
	MIRANDA Glenda	W	-48 kg	6 Dec 1985	1.55 / 5'1"	
	VILLAVICENCIO Diana	W	-57 kg	10 Nov 1985	1.62 / 5'4"	
ESA - El Salvador						
	CISNEROS Franklin	M	-81 kg	21 Dec 1983	1.71 / 5'7"	
	FIGUEROA Carlos	M	-66 kg	27 Mar 1985	1.71 / 5'7"	
	GARCIA Zuleyma	W	-48 kg	19 Apr 1986	1.53 / 5'0"	
	MENDOZA Veronica	W	-70 kg	14 Sep 1977	1.68 / 5'6"	
GUA - Guatemala						
	ARBAIZA Sajir	M	-73 kg	28 Aug 1987		
	AREVALO Douglas	M	-60 kg	3 Jun 1985		
	DOMINGUEZ Yennifer	W	-63 kg	6 Aug 1987		
	NOLBERTO Mirla	W	-78 kg	13 Jul 1984		
	RODRIGUEZ Evelyn	W	-48 kg	2 Jan 1990		
HAI - Haiti						
	BRUTUS Joel	M	+100 kg	12 Aug 1974		
	DEPREZ Josue	M	-73 kg	1 Jan 2000		
	JEAN-BAPTISTE Ange	W	-57 kg	1 Jan 2000		
	MATHIEU Gerdine	W	-48 kg	1 Jan 2000		
HON - Honduras						
	GODOY Kenny	M	-60 kg	6 Jan 1986	1.70 / 5'7"	
	MORAN Luis	M	+100 kg	4 Aug 1972		
MEX - Mexico						
	GARCIA Sergio	M	-60 kg	14 Aug 1987		

M - Man W - Woman INV - Invitation UQS - Union Qualification System WCH - World Championships

Entry List by NOC

Lista de Inscripciones por CON / Lista de Inscrições por CON

As of 19 JUL 2007

NOC	Name	Gender	Weight Category	Date of Birth	Height m / ft in	Qualified
MEX - Mexico						
	GUTIERREZ Julian	M	-90 kg	2 Aug 1975		
	NEGRETE Abraham	M	-73 kg	29 Jun 1978		
	PALAFX Victor	M	-81 kg	9 Jul 1984		
	NEGRETE Adriana	W	-52 kg	6 Jan 1984		
	ZAMBOTTI Vanessa	W	+78 kg	3 Mar 1982		
NCA - Nicaragua						
	GONZALEZ Claudia	W	-48 kg	1 Oct 1985	1.52 / 5'0"	
	SOLIS Alejandra	W	+78 kg	21 Apr 1985	1.76 / 5'9"	
PAR - Paraguay						
	CACERES Wilfrido	M	-73 kg	22 Aug 1981		
PER - Peru						
	POSTIGOS Juan	M	-60 kg	13 May 1989		
	ZEGARRA Carlos	M	+100 kg	1 Sep 1984		
PUR - Puerto Rico						
	BRENES Abderraman	M	-81 kg	22 Oct 1978	1.80 / 5'11"	
	CHICLANA Alexis	M	-90 kg	2 Feb 1987	1.80 / 5'11"	
	FIGUEROA Pablo	M	+100 kg	27 Oct 1981	1.86 / 6'1"	
	VILLANUEVA Pablo	M	-100 kg	5 Oct 1981		
	GARCIA Jessica	W	-63 kg	12 Jul 1980	1.68 / 5'6"	
	GARCIA Roxana	W	-57 kg	1 Sep 1977	1.60 / 5'3"	
	MOJICA Melissa	W	+78 kg	29 Dec 1983	1.78 / 5'10"	
	PEREZ Maria	W	-70 kg	1 Apr 1989	1.63 / 5'4"	
URU - Uruguay						
	TERRA Javier	M	-90 kg	7 Jul 1978		
USA - United States of America						
	FLORES Justin	M	-66 kg	5 Dec 1979		
	HAWN Rick	M	-90 kg	15 Sep 1976		
	HOFFMANN Kirk	M	+100 kg	13 Nov 1983		
	RESER Ryan	M	-73 kg	16 Apr 1980		
	STEVENS Travis	M	-81 kg	28 Feb 1986		
	VOLMAR Adler	M	-100 kg	5 Mar 1977		
	WILLIAMS Taraje	M	-60 kg	9 Nov 1984		
	GOTAY Valerie	W	-57 kg	3 Nov 1973		

Legend:

M - Man W - Woman INV - Invitation UQS - Union Qualification System WCH - World Championships

Entry List by NOC

Lista de Inscripciones por CON / Lista de Inscrições por CON

As of 19 JUL 2007

NOC	Name	Gender	Weight Category	Date of Birth	Height m / ft in	Qualified
USA - United States of America						
	LAMBERT Marina	W	-78 kg	8 Apr 1992		
	MALLOY Marti	W	-63 kg	23 Jun 1986		
	OHASHI Grace	W	-52 kg	1 Sep 1988		
	RODRIGUEZ Jeanette	W	-48 kg	22 Jul 1990		
	ROUSEY Ronda	W	-70 kg	1 Feb 1987		
	SHARIF Asma	W	+78 kg	27 Sep 1983		
VEN - Venezuela						
	CAMACHO Jose	M	-90 kg	26 Apr 1986		
	GUEDEZ Javier	M	-60 kg	15 Oct 1982		
	LEON Richard	M	-73 kg	7 Nov 1976		
	ORTIZ Ludwing	M	-66 kg	23 Feb 1976		
	ROSALES Albenis	M	-100 kg	18 May 1983		
	RUIZ Leonel	M	+100 kg	27 Jul 1975		
	BARRETO Mayerlyn	W	-57 kg	2 Aug 1983		
	BARRETO Ysis	W	-63 kg	27 Mar 1980		
	BLANCO Giovanna	W	+78 kg	18 Dec 1982		
	GONZALEZ Milagros	W	-48 kg	28 Nov 1986		
	PINTO Keivi	W	-78 kg	26 Dec 1979		
	ROJAS Maria	W	-70 kg	11 Aug 1988		
	VELASQUEZ Flor	W	-52 kg	2 May 1984		

Legend:

M - Man W - Woman INV - Invitation UQS - Union Qualification System WCH - World Championships



Riocentro 4A
RioCentro 4A
RioCentro 4A

Judo
Judo / Judô

Men -60 kg Extra-Light
Hombres menos de 60kg / Masculino até 60kg

Entry List By Weight Category

Lista de Inscripciones por Categoría de Peso / Lista de Inscrições por Categoria de Peso

As of 21 JUL 2007

NOC	Name	Date of Birth	Height m / ft in
ARG - Argentina	ALBARRACIN Miguel	8 JUN 1981	
BOL - Bolivia	VARGAS Roy	29 AUG 1989	
BRA - Brazil	LEE Alexandre	9 FEB 1977	1.70 / 5'7"
CAN - Canada	WILL Frazer	10 MAY 1982	
CUB - Cuba	PIKE Yosmani	26 APR 1987	
DOM - Dominican Republic	LEOCADIO Melvin	1 JAN 2000	
ECU - Ecuador	ROMERO Jose	22 MAY 1987	1.62 / 5'4"
GUA - Guatemala	AREVALO Douglas	3 JUN 1985	
HON - Honduras	GODOY Kenny	6 JAN 1986	1.70 / 5'7"
PER - Peru	POSTIGOS Juan	13 MAY 1989	
USA - United States of America	WILLIAMS Taraje	9 NOV 1984	
VEN - Venezuela	GUEDEZ Javier	15 OCT 1982	

Total Number of Judokas: 12



Riocentro 4A
Riocentro 4A
Riocentro 4A

Judo
Judo / Judô

Men -66 kg Half-Light

Hombres más de 60kg y menos de 66kg / Masculino acima de 60kg e até 66kg

Entry List By Weight Category

Lista de Inscripciones por Categoría de Peso / Lista de Inscrições por Categoria de Peso

As of 21 JUL 2007

NOC	Name	Date of Birth	Height m / ft in
BOL - Bolivia	GUZMAN Juan	26 OCT 1988	
BRA - Brazil	DERLY João	6 FEB 1981	1.63 / 5'4"
CAN - Canada	MEHMEDOVIC Sasha	18 MAR 1985	
CHI - Chile	NOVOA Felipe	28 APR 1984	
CUB - Cuba	ARENCIBIA Yordanis	24 JAN 1980	
DOM - Dominican Republic	JACINTO Juan	2 JUN 1978	
ECU - Ecuador	IBAÑEZ Roberto	20 JAN 1985	1.65 / 5'5"
ESA - El Salvador	FIGUEROA Carlos	27 MAR 1985	1.71 / 5'7"
USA - United States of America	FLORES Justin	5 DEC 1979	
VEN - Venezuela	ORTIZ Ludwing	23 FEB 1976	

Total Number of Judokas: 10



Riocentro 4A
Riocentro 4A
Riocentro 4A

Judo
Judo / Judô

Men -73 kg Light

Hombres más de 66kg y menos de 73kg / Masculino acima de 66kg e até 73kg

Entry List By Weight Category

Lista de Inscripciones por Categoría de Peso / Lista de Inscrições por Categoria de Peso

As of 20 JUL 2007

NOC	Name	Date of Birth	Height m / ft in
ARG - Argentina	BERTOLOTTI Mariano	27 SEP 1982	
BRA - Brazil	GUILHEIRO Leandro	8 JUL 1983	1.77 / 5'10"
CAN - Canada	TRITTON Nicholas	20 JUL 1984	
CHI - Chile	NOVOA Eduardo	28 APR 1984	
CUB - Cuba	GIRONES Ronald	10 MAY 1983	
DOM - Dominican Republic	FIGUEROO Marco	1 JAN 2000	
GUA - Guatemala	ARBAIZA Sajir	28 AUG 1987	
HAI - Haiti	DEPREZ Josue	1 JAN 2000	
MEX - Mexico	NEGRETE Abraham	29 JUN 1978	
PAR - Paraguay	CACERES Wilfrido	22 AUG 1981	
USA - United States of America	RESER Ryan	16 APR 1980	
VEN - Venezuela	LEON Richard	7 NOV 1976	

Total Number of Judokas: 12



Riocentro 4A
RioCentro 4A
RioCentro 4A

Judo
Judo / Judô

Men -81 kg Half-Middle

Hombres más de 73kg y menos de 81kg / Masculino acima de 73kg e até 81kg

Entry List By Weight Category

Lista de Inscripciones por Categoría de Peso / Lista de Inscrições por Categoria de Peso

As of 20 JUL 2007

NOC	Name	Date of Birth	Height m / ft in
ARG - Argentina	LUCENTI Emmanuel	23 NOV 1984	
ARU - Aruba	VIS Fiderd	29 MAR 1981	
BRA - Brazil	CANTO Flavio	16 APR 1975	1.78 / 5'10"
CAN - Canada	BORAS Tyler	8 DEC 1982	
CHI - Chile	AYALA Francisco	1 DEC 1968	
COL - Colombia	VALLES Mario	3 FEB 1977	
CUB - Cuba	CARDENAS Oscar	11 AUG 1982	
ESA - El Salvador	CISNEROS Franklin	21 DEC 1983	1.71 / 5'7"
MEX - Mexico	PALAFIX Victor	9 JUL 1984	
PUR - Puerto Rico	BRENES Abderraman	22 OCT 1978	1.80 / 5'11"
USA - United States of America	STEVENS Travis	28 FEB 1986	

Total Number of Judokas: 11



Riocentro 4A
RioCentro 4A
RioCentro 4A

Judo
Judo / Judô

Men -90 kg Middle
Hombres más de 81kg y menos de 90kg / Masculino acima de 81kg e até 90kg

Entry List By Weight Category

Lista de Inscripciones por Categoría de Peso / Lista de Inscrições por Categoria de Peso

As of 19 JUL 2007

NOC	Name	Date of Birth	Height m / ft in
ARG - Argentina	ROSATI Diego	22 NOV 1978	
BRA - Brazil	CAMILO Tiago	24 MAY 1982	1.80 / 5'11"
CUB - Cuba	BENAVIDES Jorge	3 MAY 1985	
MEX - Mexico	GUTIERREZ Julian	2 AUG 1975	
PUR - Puerto Rico	CHICLANA Alexis	2 FEB 1987	1.80 / 5'11"
URU - Uruguay	TERRA Javier	7 JUL 1978	
USA - United States of America	HAWN Rick	15 SEP 1976	
VEN - Venezuela	CAMACHO Jose	26 APR 1986	

Total Number of Judokas: 8



Riocentro 4A
RioCentro 4A
RioCentro 4A

Judo
Judo / Judô

Men -100 kg Half-Heavy
Masculino acima de 90kg e até 100kg

Entry List By Weight Category

Lista de Inscrições por Categoría de Peso / Lista de Inscrições por Categoria de Peso

As of 19 JUL 2007

NOC	Name	Date of Birth	Height m / ft in
ARG - Argentina	BACCINO Orlando	25 DEC 1970	
BRA - Brazil	CORREA Luciano	25 NOV 1982	1.88 / 6'2"
CAN - Canada	MORGAN Keith	12 NOV 1973	
CUB - Cuba	DESPAIGNE Oreidis	20 SEP 1981	
DOM - Dominican Republic	DIEK Teofilo	13 DEC 1987	
MEX - Mexico	GARCIA Sergio	14 AUG 1987	
PUR - Puerto Rico	VILLANUEVA Pablo	5 OCT 1981	
USA - United States of America	VOLMAR Adler	5 MAR 1977	
VEN - Venezuela	ROSALES Albenis	18 MAY 1983	

Total Number of Judokas: 9



Riocentro 4A
Riocentro 4A
Riocentro 4A

Judo
Judo / Judô

Men +100 kg Heavy
Hombres más de 100kg / Masculino acima de 100kg

Entry List By Weight Category

Lista de Inscripciones por Categoría de Peso / Lista de Inscrições por Categoria de Peso

As of 19 JUL 2007

NOC	Name	Date of Birth	Height m / ft in	Weight kg / lbs
ARG - Argentina	CISNEROS Carlos	1 JAN 2000		
BRA - Brazil	SCHLITTLER Joao	2 OCT 1985	1.98 / 6'6"	
CAN - Canada	McALPINE Trevor	28 JAN 1982		
CUB - Cuba	BRAYSON Oscar	10 FEB 1985		
DOM - Dominican Republic	VASQUEZ José	5 MAR 1979		
HAI - Haiti	BRUTUS Joel	12 AUG 1974		
HON - Honduras	MORAN Luis	4 AUG 1972		
PER - Peru	ZEGARRA Carlos	1 SEP 1984		
PUR - Puerto Rico	FIGUEROA Pablo	27 OCT 1981	1.86 / 6'1"	
USA - United States of America	HOFFMANN Kirk	13 NOV 1983		
VEN - Venezuela	RUIZ Leonel	27 JUL 1975		

Total Number of Judokas: 11

Actual weight will be available one hour after official weigh-in

JUM200000_C32C 1.0

Report Created THU 19 JUL 2007 0:38

Page 1/1



Riocentro 4A
Riocentro 4A
Riocentro 4A

Judo
Judo / Judô

Women -48 kg Extra-Light
Mujeres menos de 48kg / Feminino até 48kg

Entry List By Weight Category

Lista de Inscripciones por Categoría de Peso / Lista de Inscrições por Categoria de Peso

As of 21 JUL 2007

NOC	Name	Date of Birth	Height m / ft in
ARG - Argentina	PARETO Paula	16 JAN 1986	
BRA - Brazil	POLZIN Daniela	3 APR 1979	1.58 / 5'2"
CAN - Canada	LATULIPPE Isabel	2 JUL 1983	
COL - Colombia	OROZCO Johana	1 SEP 1986	
CUB - Cuba	BERMOY Yanet	29 MAY 1987	
DOM - Dominican Republic	ASENCIO Fanny	27 JUL 1983	
ECU - Ecuador	MIRANDA Glenda	6 DEC 1985	1.55 / 5'1"
ESA - El Salvador	GARCIA Zuleyma	19 APR 1986	1.53 / 5'0"
GUA - Guatemala	RODRIGUEZ Evelyn	2 JAN 1990	
HAI - Haiti	MATHIEU Gerdine	1 JAN 2000	
NCA - Nicaragua	GONZALEZ Claudia	1 OCT 1985	1.52 / 5'0"
USA - United States of America	RODRIGUEZ Jeanette	22 JUL 1990	
VEN - Venezuela	GONZALEZ Milagros	28 NOV 1986	

Total Number of Judokas: 13



Riocentro 4A
RioCentro 4A
RioCentro 4A

Judo
Judo / Judô

Women -52 kg Half-Light

Mujeres más de 48kg y menos de 52kg / Feminino acima de 48kg e até 52kg

Entry List By Weight Category

Lista de Inscripciones por Categoría de Peso / Lista de Inscrições por Categoria de Peso

As of 21 JUL 2007

NOC	Name	Date of Birth	Height m / ft in
ARG - Argentina	RODRIGUEZ Melissa	18 OCT 1981	
BRA - Brazil	MIRANDA Erika	6 APR 1987	1.62 / 5'4"
CAN - Canada	SALL Aminata	8 JUN 1979	
COL - Colombia	SANCHEZ Yulieth	23 MAY 1988	
CUB - Cuba	ESPINOSA Sheila	20 JUN 1987	
DOM - Dominican Republic	GARCÍA Maria	10 AUG 1987	
MEX - Mexico	NEGRETE Adriana	6 JAN 1984	
USA - United States of America	OHASHI Grace	1 SEP 1988	
VEN - Venezuela	VELASQUEZ Flor	2 MAY 1984	

Total Number of Judokas: 9



Riocentro 4A
Riocentro 4A
Riocentro 4A

Judo
Judo / Judô

Women -57 kg Light

Mujeres más de 52kg y menos de 57kg / Feminino acima de 52kg e até 57kg

Entry List By Weight Category

Lista de Inscripciones por Categoría de Peso / Lista de Inscrições por Categoria de Peso

As of 20 JUL 2007

NOC	Name	Date of Birth	Height m / ft in
ARG - Argentina	BIELAKOWICZ Zarina	17 JUN 1987	
BRA - Brazil	ZANGRANDO Danielle	25 JUL 1979	1.62 / 5'4"
COL - Colombia	AMARIS Yadinis	1 MAR 1984	
CUB - Cuba	MESTRE Yagnelys	24 OCT 1983	
ECU - Ecuador	VILLAVICENCIO Diana	10 NOV 1985	1.62 / 5'4"
HAI - Haiti	JEAN-BAPTISTE Ange	1 JAN 2000	
PUR - Puerto Rico	GARCIA Roxana	1 SEP 1977	1.60 / 5'3"
USA - United States of America	GOTAY Valerie	3 NOV 1973	
VEN - Venezuela	BARRETO Mayerlyn	2 AUG 1983	

Total Number of Judokas: 9



Riocentro 4A
Riocentro 4A
Riocentro 4A

Judo
Judo / Judô

Women -63 kg Half-Middle

Mujeres más de 57kg y menos de 63kg / Feminino acima de 57kg e até 63kg

Entry List By Weight Category

Lista de Inscripciones por Categoría de Peso / Lista de Inscrições por Categoria de Peso

As of 20 JUL 2007

NOC	Name	Date of Birth	Height m / ft in
ARG - Argentina	KRUKOWER Daniela	6 JAN 1975	
BRA - Brazil	BARBOSA Danielli	1 MAR 1984	1.60 / 5'3"
CAN - Canada	PEARSON Isabelle	14 MAR 1981	
CUB - Cuba	GONZALEZ Driulis	21 SEP 1973	
GUA - Guatemala	DOMINGUEZ Yennifer	6 AUG 1987	
PUR - Puerto Rico	GARCIA Jessica	12 JUL 1980	1.68 / 5'6"
USA - United States of America	MALLOY Marti	23 JUN 1986	
VEN - Venezuela	BARRETO Ysis	27 MAR 1980	

Total Number of Judokas: 8



Riocentro 4A
Riocentro 4A
Riocentro 4A

Judo
Judo / Judô

Women -70 kg Middle

Mujeres más de 63kg y menos de 70kg / Feminino acima de 63kg e até 70kg

Entry List By Weight Category

Lista de Inscripciones por Categoría de Peso / Lista de Inscrições por Categoria de Peso

As of 19 JUL 2007

NOC	Name	Date of Birth	Height m / ft in
ARG - Argentina	LOPEZ Mariana	9 SEP 1982	
BRA - Brazil	SILVA Mayra	8 MAR 1991	1.75 / 5'9"
CAN - Canada	ROBERGE Catherine	8 FEB 1982	
COL - Colombia	ALVEAR Yuri	29 MAR 1986	
CUB - Cuba	CORTES Onix	12 DEC 1988	
ECU - Ecuador	CHALA Diana	20 MAY 1982	1.75 / 5'9"
ESA - El Salvador	MENDOZA Veronica	14 SEP 1977	1.68 / 5'6"
PUR - Puerto Rico	PEREZ Maria	1 APR 1989	1.63 / 5'4"
USA - United States of America	ROUSEY Ronda	1 FEB 1987	
VEN - Venezuela	ROJAS Maria	11 AUG 1988	

Total Number of Judokas: 10



Riocentro 4A
Riocentro 4A
Riocentro 4A

Judo
Judo / Judô

Women -78 kg Half-Heavy

Mujeres más de 70kg y menos de 78kg / Feminino acima de 70kg e até 78kg

Entry List By Weight Category

Lista de Inscripciones por Categoría de Peso / Lista de Inscrições por Categoria de Peso

As of 19 JUL 2007

NOC	Name	Date of Birth	Height m / ft in
ARG - Argentina	BRICEÑO Lorena	9 SEP 1982	
BRA - Brazil	SILVA Edinanci	23 AUG 1976	1.73 / 5'8"
CAN - Canada	LÉVESQUE Marylise	3 MAR 1983	
COL - Colombia	CORTES Anny	4 JAN 1990	
CUB - Cuba	LABORDE Yurisel	18 AUG 1979	
GUA - Guatemala	NOLBERTO Mirla	13 JUL 1984	
USA - United States of America	LAMBERT Marina	8 APR 1992	
VEN - Venezuela	PINTO Keivi	26 DEC 1979	

Total Number of Judokas: 8



Riocentro 4A
RioCentro 4A
RioCentro 4A

Judo
Judo / Judô

Women +78 kg Heavy
Mujeres más de 78kg / Feminino acima de 78kg

Entry List By Weight Category

Lista de Inscripciones por Categoría de Peso / Lista de Inscrições por Categoria de Peso

As of 19 JUL 2007

NOC	Name	Date of Birth	Height m / ft in	Weight kg / lbs
BRA - Brazil	MARQUES Priscila	17 MAY 1978	1.74 / 5'9"	
CAN - Canada	BERGER Olia	30 JUN 1980		
CUB - Cuba	DUEÑAS Ivis	2 NOV 1977		
ECU - Ecuador	CHALA Carmen	7 JUN 1966	1.76 / 5'9"	
MEX - Mexico	ZAMBOTTI Vanessa	3 MAR 1982		
NCA - Nicaragua	SOLIS Alejandra	21 APR 1985	1.76 / 5'9"	
PUR - Puerto Rico	MOJICA Melissa	29 DEC 1983	1.78 / 5'10"	
USA - United States of America	SHARIF Asma	27 SEP 1983		
VEN - Venezuela	BLANCO Giovanna	18 DEC 1982		

Total Number of Judokas: 9

Actual weight will be available one hour after official weigh-in



Riocentro 4A
 Riocentro 4A
 Riocentro 4A

Judo
 Judo / Judô

Men -60 kg Extra-Light
 Hombres menos de 60kg / Masculino até 60kg

Contest List

Lista de Combates / Lista de partidas

SUN 22 JUL 2007 - Start at 10:00

Number of Judokas: 12

GUA AREVALO D	WILL F			
CAN WILL F	0000/1000 KAG 1:22			
		WILL F		
BOL VARGAS R	VARGAS R	1000/0000 KGU 0:10		
			PIKE Y	
HON GODOY K	LEE A	0011301001 P29 5:00		
BRA LEE A	0000/1001 TNG 1:48			
		PIKE Y		
CUB PIKE Y	PIKE Y	0000/0010 KTA 5:00		
				ALBARRACIN M
DOM LEOCADIO M	ALBARRACIN M	000030210 P29 4:46		0000/1000 TOS 0:32
ARG ALBARRACIN M			ALBARRACIN M	
		1000/0000 TGM 2:09		
USA WILLIAMS T	WILLIAMS T			
			ALBARRACIN M	
VEN GUEDEZ J	GUEDEZ J	1020/00002 KTA 3:32		
ECU ROMERO J	1110/0000 KGU 3:37			
		POSTIGOS J		
PER POSTIGOS J	POSTIGOS J	0000/0010 KTA 4:44		
GUA AREVALO D	AREVALO D	0211/00001 SON 2:38		
BOL VARGAS R			LEE A	
		000011021 SGT 2:23		
BRA LEE A	LEE A		LEE A	
			0100100013 P16 5:00	
		PER POSTIGOS J		
DOM LEOCADIO M	WILLIAMS T			
USA WILLIAMS T	000010001 P29 5:00			
		GUEDEZ J		
		000010001 P29 5:00		
VEN GUEDEZ J	GUEDEZ J		GUEDEZ J	
			HANTEI-GACHI	
	CAN WILL F			

Legend: nnnnP/kkkkP VVV MM:SS GS

nnnn: IPP, WAZ, YUK, and KOK for BLUE

kkkk: IPP, WAZ, YUK, and KOK for WHITE

P: Penalties (1,2,3,4 or H/X for direct Hansoku Make)

VVV: Winning Technique

MM:SS Winning Time

GS Golden Score

CLASSIFICATION

1	ALBARRACIN Miguel	ARG
2	PIKE Yosmani	CUB
3	LEE Alexandre	BRA
3	GUEDEZ Javier	VEN
5	POSTIGOS Juan	PER
5	WILL Frazer	CAN
7	AREVALO Douglas	GUA
7	WILLIAMS Taraje	USA

Contest List

Lista de Combates / Lista de partidas

SUN 22 JUL 2007 - Start at 10:00

Number of Judokas: 10

USA FLORES J	FLORES J			
CAN MEHMEDOVIC S	0200 ¹ /0001 UMA 3:44			
		IBAÑEZ R		
ECU IBANEZ R	IBAÑEZ R	0101 /1000 ¹ SON 2:42		
			IBAÑEZ R	
DOM JACINTO J	JACINTO J		1120 ² /0010 ² KKE 4:35	
		JACINTO J		
VEN ORTIZ L	ORTIZ L	1000 /0000 TGM 2:39		
				DERLY J
BRA DERLY J	DERLY J			0001 ² /0010 ¹ P29 5:00
BOL GUZMAN J	1000 /0000 KGU 0:54			
		DERLY J		
CUB ARENCIBIA Y	ARENCIBIA Y	0001 /0000 ¹ P29 1:44		
			DERLY J	
CHI NOVOA F	NOVOA F		1110 /0000 ³ KGU 2:49	
		NOVOA F		
ESA FIGUEROA C	FIGUEROA C	1000 /0000 SON 0:53		
USA FLORES J	FLORES J			
		ORTIZ L		
VEN ORTIZ L	ORTIZ L	0000 ¹ /0001 P16 5:00		
			ORTIZ L	
		CHI NOVOA F		
			1031 /0000 ¹ KTA 3:52	
BOL GUZMAN J	ARENCIBIA Y			
CUB ARENCIBIA Y	0000 /0200 UMM 1:50			
		ARENCIBIA Y		
		1103 /0000 ¹ STG 3:42		
ESA FIGUEROA C	FIGUEROA C		ARENCIBIA Y	
			0010 /0000 ² P29 5:00	
		DOM JACINTO J		

CLASSIFICATION

1	DERLY João	BRA
2	IBAÑEZ Roberto	ECU
3	ORTIZ Ludwing	VEN
3	ARENCIBIA Yordanis	CUB
5	NOVOA Felipe	CHI
5	JACINTO Juan	DOM
7	FLORES Justin	USA
7		

Legend:	nnnnP/kkkkP VVV MM:SS GS
nnnn:	IPP, WAZ, YUK, and KOK for BLUE
kkkk:	IPP, WAZ, YUK, and KOK for WHITE
P:	Penalties (1,2,3,4 or H/X for direct Hansoku Make)
VVV:	Winning Technique
MM:SS	Winning Time
GS	Golden Score

Contest List

Lista de Combates / Lista de partidas

SAT 21 JUL 2007 - Start at 10:00

Number of Judokas: 12

GUA ARBAIZA S CUB GIRONES R	GIRONES R 0000/1000 OAB 0:13	GIRONES R 1000/0001 ⁴ P05 3:00	
ARG BERTOLOTTI M	BERTOLOTTI M		GUILHEIRO L 0001 ⁷ 0031 ¹ SUG 5:00
BRA GUILHEIRO L HAI DEPREZ J	GUILHEIRO L 1001/0001 ¹ UMA 2:38	GUILHEIRO L 0100/0000 ³ P16 5:00	
CAN TRITTON N	TRITTON N		RESER R 0000/1000 DWK 1:00
PAR CACERES W CHI NOVOA E	NOVOA E 0000/1001 UMM 2:10	NEGRETE A 0000/1000 KIK 2:05	
MEX NEGRETE A	NEGRETE A		RESER R 0001 ⁷ 0020 ¹ P21 5:00
VEN LEON R USA RESER R	RESER R 0000/1000 KTA 0:06	RESER R 1000/0000 TGM 0:18	
DOM FIGUERO M	FIGUERO M		
GUA ARBAIZA S ARG BERTOLOTTI M	BERTOLOTTI M 0000 ³ 0200 P12 3:40	TRITTON N 0000/1000 TGM 2:55	
HAI DEPREZ J CAN TRITTON N	TRITTON N 0000/1010 SOO 1:41	TRITTON N 1010/0000 KGU 2:31	
CHI NOVOA E	NOVOA E	MEX NEGRETE A	
VEN LEON R DOM FIGUERO M	FIGUERO M 0100 ⁷ 1021 OUG 4:11	FIGUERO M FUSEN-GACHI	GIRONES R 0011 ³ 0111 ¹ P29 5:00
	CUB GIRONES R		

CLASSIFICATION

1	RESER Ryan	USA
2	GUILHEIRO Leandro	BRA
3	TRITTON Nicholas	CAN
3	GIRONES Ronald	CUB
5	NEGRETE Abraham	MEX
5	FIGUERO Marco	DOM
7	BERTOLOTTI Mariano	ARG
7	NOVOA Eduardo	CHI

Legend: nnnnP/kkkkP VVV MM:SS GS

nnnn: IPP, WAZ, YUK, and KOK for BLUE

kkkk: IPP, WAZ, YUK, and KOK for WHITE

P: Penalties (1,2,3,4 or H/X for direct Hansoku Make)

VVV: Winning Technique

MM:SS Winning Time

GS Golden Score

Contest List

Lista de Combates / Lista de partidas

SAT 21 JUL 2007 - Start at 10:00

Number of Judokas: 11

USA STEVENS T PUR BRENES A	STEVENS T 00121/00011 SON 5:00			
MEX PALAFOX V	PALAFOX V	STEVENS T 10011/00011 KOG 2:15		
CAN BORAS T CUB CARDENAS O	CARDENAS O 00103/11202 UMA 4:57		STEVENS T 1000/0000 UMA 4:07	
BRA CANTO F	CANTO F	CANTO F 00111/00211 SUG 5:00		
CHI AYALA F ARU VIS F	AYALA F 1000/0000 SUG 2:36		STEVENS T 1000/0000 OAB 3:09	
COL VALLES M	VALLES M	VALLES M 0000/1100 TNG 2:49		
ESA CISNEROS F	CISNEROS F		VALLES M 10001/0001 KUG 4:40	
ARG LUCENTI E	LUCENTI E	LUCENTI E 0001/00201 KUG 5:00		
PUR BRENES A MEX PALAFOX V	BRENES A 01001/0001 UMA 5:00			
CUB CARDENAS O	CARDENAS O	CARDENAS O 00011/10011 SUG 1:30		
		ARG LUCENTI E	CARDENAS O 00211/00012 P16 5:00	
CHI AYALA F	AYALA F			
ESA CISNEROS F	CISNEROS F	CISNEROS F 00111/0202 SON 4:27		
		BRA CANTO F	CISNEROS F FUSEN-GACHI	

Legend: nnnnP/kkkkP VVV MM:SS GS

nnnn: IPP, WAZ, YUK, and KOK for BLUE

kkkk: IPP, WAZ, YUK, and KOK for WHITE

P: Penalties (1,2,3,4 or H/X for direct Hansoku Make)

VVV: Winning Technique

MM:SS Winning Time

GS Golden Score

CLASSIFICATION

1	STEVENS Travis	USA
2	VALLES Mario	COL
3	CARDENAS Oscar	CUB
3	CISNEROS Franklin	ESA
5	LUCENTI Emmanuel	ARG
5	CANTO Flavio	BRA
7	BRENES Abderraman	PUR
7	AYALA Francisco	CHI



Riocentro 4A
 Riocentro 4A
 Riocentro 4A

Judo
 Judo / Judô

Men -90 kg Middle
 Hombres más de 81kg y menos de 90kg / Masculino acima de 81kg e até 90kg

Contest List

Lista de Combates / Lista de partidas

FRI 20 JUL 2007 - Start at 10:00

Number of Judokas: 8

PUR CHICLANA A	CAMILO T	
BRA CAMILO T	0000/1010 UMA 1:08	
		CAMILO T
		1000/0000 UMA 0:20
URU TERRA J	HAWN R	
USA HAWN R	0000?0100 P29 5:00	
		CAMILO T
		1000/0000 HRG 0:31
ARG ROSATI D	CAMACHO J	
VEN CAMACHO J	0001?0101? SUG 5:00	
		BENAVIDES J
		0000?1011 SON 4:41
CUB BENAVIDES J	BENAVIDES J	
MEX GUTIERREZ J	1000/0000 SON 0:51	
PUR CHICLANA A	CHICLANA A	
URU TERRA J	0120/0000 OSM 5:00	
		CAMACHO J
		0000/0030 STG 5:00
	VEN CAMACHO J	
ARG ROSATI D	GUTIERREZ J	
MEX GUTIERREZ J	0001/1000? TNO 1:27	
		HAWN R
		0000?0220 YSG 4:06
	USA HAWN R	

CLASSIFICATION

1	CAMILO Tiago	BRA
2	BENAVIDES Jorge	CUB
3	CAMACHO Jose	VEN
3	HAWN Rick	USA
5	CHICLANA Alexis	PUR
5	GUTIERREZ Julian	MEX
7		
7		

Legend: nnnnP/kkkkP VVV MM:SS GS

nnnn: IPP, WAZ, YUK, and KOK for BLUE
 kkkk: IPP, WAZ, YUK, and KOK for WHITE
 P: Penalties (1,2,3,4 or H/X for direct Hansoku Make)
 VVV: Winning Technique
 MM:SS Winning Time
 GS Golden Score

Contest List

Lista de Combates / Lista de partidas

FRI 20 JUL 2007 - Start at 10:00

Number of Judokas: 9

ARG BACCINO O	CORREA L			
BRA CORREA L	0010 ³ 1110 ² SON 4:00	CORREA L		
MEX GARCIA S	GARCIA S	1001 /0000 ¹ SON 1:34		
CUB DESPAIGNE O	DESPAIGNE O		DESPAIGNE O	
USA VOLMAR A	VOLMAR A	DESPAIGNE O	0000 /1000 OUG 1:19	
		1011 ¹ 0001 ² KYS 4:52		
VEN ROSALES A	ROSALES A		DESPAIGNE O	
DOM DIEK T	DIEK T	DIEK T	0011 ² 0010 ² P29 5:00	
		0000 ² 0020 DAB 5:00		
PUR VILLANUEVA P	VILLANUEVA P		MORGAN K	
CAN MORGAN K	MORGAN K	MORGAN K	0000 /1111 STA 2:45	
		0000 ¹ 1001 UMA 0:40		
ARG BACCINO O	BACCINO O			
MEX GARCIA S	1001 ¹ 0001 ¹ HRG 1:56	BACCINO O		
USA VOLMAR A	VOLMAR A	1000 ³ 0100 ⁴ P29 4:32	DIEK T	
			0001 ¹ 1011 ¹ KKE 3:23	
VEN ROSALES A	ROSALES A		DOM DIEK T	
		ROSALES A		
PUR VILLANUEVA P	VILLANUEVA P	1010 /0000 ² TGM 3:19		
			CORREA L	
			0001 ² 1010 ¹ UMA 2:17	
		BRA CORREA L		

Legend: nnnnP/kkkkP VVV MM:SS GS

nnnn: IPP, WAZ, YUK, and KOK for BLUE

kkkk: IPP, WAZ, YUK, and KOK for WHITE

P: Penalties (1,2,3,4 or H/X for direct Hansoku Make)

VVV: Winning Technique

MM:SS Winning Time

GS Golden Score

CLASSIFICATION

1	DESPAIGNE Oreidis	CUB
2	MORGAN Keith	CAN
3	DIEK Teofilo	DOM
3	CORREA Luciano	BRA
5	BACCINO Orlando	ARG
5	ROSALES Albenis	VEN
7		
7		

Contest List

Lista de Combates / Lista de partidas

THU 19 JUL 2007 - Start at 10:00

Number of Judokas: 11

VEN RUIZ L HON MORAN L	MORAN L 0013/0200 ¹ 0:20	ZEGARRA C 0000/1000 TSG 1:37	
PER ZEGARRA C	ZEGARRA C		BRAYSON O 0000/1000 OEJ 1:50
CUB BRAYSON O DOM VASQUEZ J	BRAYSON O 00111/0001 ² P25 11:35	BRAYSON O 1110/0000 UKG 0:52	
PUR FIGUEROA P	FIGUEROA P		BRAYSON O HANTEI-GACHI GS
USA HOFFMANN K ARG CISNEROS C	CISNEROS C 00101/1001 ² OSM 2:44	SCHLITTLER J 0000/1010 YSG 1:28	
BRA SCHLITTLER J	SCHLITTLER J		SCHLITTLER J 1010/0000 ² SGT 2:27
CAN McALPINE T	McALPINE T	BRUTUS J 0000/0100 TGO 4:08	
HAI BRUTUS J	BRUTUS J		
HON MORAN L	MORAN L	FIGUEROA P 00103/0100 ² P23 5:00	
DOM VASQUEZ J PUR FIGUEROA P	FIGUEROA P 00102/1010 ² SON 2:49	BRUTUS J 01003/0201 ³ TON 4:14	
ARG CISNEROS C	CISNEROS C	HAI BRUTUS J	
CAN McALPINE T	McALPINE T	CISNEROS C 00111/0001 ¹ TNO 5:00	
	PER ZEGARRA C	ZEGARRA C 01003/1100 ³ UMA 3:12	

Legend: nnnnP/kkkkP VVV MM:SS GS

nnnn: IPP, WAZ, YUK, and KOK for BLUE

kkkk: IPP, WAZ, YUK, and KOK for WHITE

P: Penalties (1,2,3,4 or H/X for direct Hansoku Make)

VVV: Winning Technique

MM:SS Winning Time

GS Golden Score

CLASSIFICATION

1	BRAYSON Oscar	CUB
2	SCHLITTLER Joao	BRA
3	BRUTUS Joel	HAI
3	ZEGARRA Carlos	PER
5	FIGUEROA Pablo	PUR
5	CISNEROS Carlos	ARG
7	MORAN Luis	HON
7		

Contest List

Lista de Combates / Lista de partidas

SUN 22 JUL 2007 - Start at 10:00

Number of Judokas: 13

NCA GONZALEZ C	ASENCIO F		
DOM ASENCIO F	0000 ² /0121 P21 5:00	BERMOY Y	
		0000/1020 KTO 3:41	
CUB BERMOY Y	BERMOY Y		
VEN GONZALEZ M	1000/0000 KTA 0:24		
		BERMOY Y	
		1002/0000 ¹ KSH 1:31	
CAN LATULIPPE I	PARETO P		
ARG PARETO P	0000 ¹ /0011 SON 5:00	MIRANDA G	
		0001 ² /0020 ¹ SON 5:00	
ECU MIRANDA G	MIRANDA G		
		BERMOY Y	
		1011/0000 ¹ MGA 4:38	
HAI MATHIEU G	MATHIEU G		
GUA RODRIGUEZ E	1102 ¹ /0001 ¹ OSO 3:55	POLZIN D	
		0000/1000 TNG 0:46	
BRA POLZIN D	POLZIN D		
		POLZIN D	
		0200/0000 ³ TNG 3:47	
USA RODRIGUEZ J	RODRIGUEZ J		
COL OROZCO J	0010/0001 OSM 5:00	GARCIA Z	
		0011/0100 KGU 5:00	
ESA GARCIA Z	GARCIA Z		
VEN GONZALEZ M	GONZALEZ M		
DOM ASENCIO F	1000/0000 TGM 1:16	PARETO P	
		0010/1011 SON 4:43	
ARG PARETO P	PARETO P		
		PARETO P	
		1020/0000 ² KUG 2:43	
		ESA GARCIA Z	
HAI MATHIEU G	MATHIEU G		
		RODRIGUEZ J	
		0000/1000 OSG 1:01	
USA RODRIGUEZ J	RODRIGUEZ J		
		RODRIGUEZ J	
		0011 ¹ /0002 ¹ OSM 5:00	
		ECU MIRANDA G	

Legend: nnnnP/kkkkP VVV MM:SS GS

nnnn: IPP, WAZ, YUK, and KOK for BLUE

kkkk: IPP, WAZ, YUK, and KOK for WHITE

P: Penalties (1,2,3,4 or H/X for direct Hansoku Make)

VVV: Winning Technique

MM:SS Winning Time

GS Golden Score

CLASSIFICATION

1	BERMOY Yanet	CUB
2	POLZIN Daniela	BRA
3	PARETO Paula	ARG
3	RODRIGUEZ Jeanette	USA
5	GARCIA Zuleyma	ESA
5	MIRANDA Glenda	ECU
7	GONZALEZ Milagros	VEN
7	MATHIEU Gerdine	HAI

Contest List

Lista de Combates / Lista de partidas

SUN 22 JUL 2007 - Start at 10:00

Number of Judokas: 9

ARG RODRIGUEZ M	RODRIGUEZ M		
USA OHASHI G	0110 ² /0011 ² OGO 5:00	ESPINOSA S	
		0000 ² /1120 SON 4:28	
CUB ESPINOSA S	ESPINOSA S		
		ESPINOSA S	
		0010 ¹ /0001 ² P29 5:00	
COL SANCHEZ Y	SANCHEZ Y		
		VELASQUEZ F	
		0000 /0010 TNO 2:17	
VEN VELASQUEZ F	VELASQUEZ F		
		ESPINOSA S	
		0001 /0000 ¹ P12 0:03	
		GS	
MEX NEGRETE A	NEGRETE A		
		GARCÍA M	
		0001 ¹ /0101 ¹ OSG 5:00	
DOM GARCIA M	GARCÍA M		
		MIRANDA E	
		0001 ¹ /1001 ¹ SON 2:37	
CAN SALL A	SALL A		
		MIRANDA E	
		0010 ¹ /1112 ² JSN 4:59	
BRA MIRANDA E	MIRANDA E		
ARG RODRIGUEZ M	RODRIGUEZ M		
		RODRIGUEZ M	
		0211 ¹ /0101 ¹ OSH 4:43	
COL SANCHEZ Y	SANCHEZ Y		
		GARCÍA M	
		0010 ¹ /0211 SON 4:30	
		DOM GARCIA M	
MEX NEGRETE A	NEGRETE A		
		NEGRETE A	
		0021 ² /0020 SON 5:00	
CAN SALL A	SALL A		
		VELASQUEZ F	
		0000 ¹ /0102 OAB 5:00	
		VEN VELASQUEZ F	

Legend: nnnnP/kkkkP VVV MM:SS GS

nnnn: IPP, WAZ, YUK, and KOK for BLUE

kkkk: IPP, WAZ, YUK, and KOK for WHITE

P: Penalties (1,2,3,4 or H/X for direct Hansoku Make)

VVV: Winning Technique

MM:SS Winning Time

GS Golden Score

CLASSIFICATION

1	ESPINOSA Sheila	CUB
2	MIRANDA Erika	BRA
3	GARCÍA Maria	DOM
3	VELASQUEZ Flor	VEN
5	RODRIGUEZ Melissa	ARG
5	NEGRETE Adriana	MEX
7		
7		

Contest List

Lista de Combates / Lista de partidas

SAT 21 JUL 2007 - Start at 10:00

Number of Judokas: 9

ECU VILLAVICENC.	MESTRE Y				
CUB MESTRE Y	0000 ¹ /0002 P12 5:00				
		MESTRE Y			
VEN BARRETO M	BARRETO M	1000 /0000 TNO 1:16			
			GOTAY V		
USA GOTAY V	GOTAY V		0001 ¹ /0101 ¹ TOS 5:00		
		GOTAY V			
PUR GARCIA R	GARCIA R	0012 /0000 ¹ KIG 5:00			
				ZANGRANDO D	
ARG BIELAKOWICZ	BIELAKOWICZ Z			0000 ¹ /0001 P16 5:00	
		AMARIS Y			
COL AMARIS Y	AMARIS Y	0000 ¹ /0002 P12 5:00			
			ZANGRANDO D		
HAI JEAN-BAPTIS.	JEAN-BAPTISTE A		0000 /1000 OEJ 0:23		
		ZANGRANDO D			
BRA ZANGRANDO D	ZANGRANDO D	0001 ⁴ /1000 ¹ P12 3:05			
ECU VILLAVICENC.	VILLAVICENCIO D				
VEN BARRETO M	1010 ¹ /0001 ² OEG 3:12				
		VILLAVICENCIO D			
		0002 /0000 ¹ SON 5:00			
PUR GARCIA R	GARCIA R		VILLAVICENCIO D		
			0031 /0000 SON 5:00		
		COL AMARIS Y			
ARG BIELAKOWICZ	BIELAKOWICZ Z				
		BIELAKOWICZ Z			
		1010 ¹ /0001 ² STG 4:29			
HAI JEAN-BAPTIS.	JEAN-BAPTISTE A		MESTRE Y		
			0010 ⁴ /1000 P29 2:54		
		CUB MESTRE Y			

Legend: nnnnP/kkkkP VVV MM:SS GS

nnnn: IPP, WAZ, YUK, and KOK for BLUE

kkkk: IPP, WAZ, YUK, and KOK for WHITE

P: Penalties (1,2,3,4 or H/X for direct Hansoku Make)

VVV: Winning Technique

MM:SS Winning Time

GS Golden Score

CLASSIFICATION

1	ZANGRANDO Danielle	BRA
2	GOTAY Valerie	USA
3	VILLAVICENCIO Diana	ECU
3	MESTRE Yagnelys	CUB
5	AMARIS Yadinis	COL
5	BIELAKOWICZ Zarina	ARG
7		
7		

Contest List

Lista de Combates / Lista de partidas

SAT 21 JUL 2007 - Start at 10:00

Number of Judokas: 8

PUR GARCIA J	BARBOSA D		
BRA BARBOSA D	0021 7 0100 ² P29 5:00		
		BARBOSA D	
		1001 /0000 SON 1:09	
CAN PEARSON I	KRUKOWER D		
ARG KRUKOWER D	0000 /0013 TNO 5:00		
			GONZALEZ D
			0000 3 0200 TSG 4:33
CUB GONZALEZ D	GONZALEZ D		
GUA DOMINGUEZ Y	1020 1 0001 KKE 1:51		
		GONZALEZ D	
		0200 /0000 KYS 1:43	
USA MALLOY M	BARRETO Y		
VEN BARRETO Y	0000 /0100 TGM 5:00		
PUR GARCIA J	GARCIA J		
CAN PEARSON I	1011 1 0001 ² SON 2:19		
		BARRETO Y	
		0000 2 0010 P29 5:00	
	VEN BARRETO Y		
GUA DOMINGUEZ Y	MALLOY M		
USA MALLOY M	0000 4 1001 P29 4:10		
		KRUKOWER D	
		0000 /0100 OUG 5:00	
	ARG KRUKOWER D		

Legend: nnnnP/kkkkP VVV MM:SS GS

nnnn: IPP, WAZ, YUK, and KOK for BLUE
 kkkk: IPP, WAZ, YUK, and KOK for WHITE
 P: Penalties (1,2,3,4 or H/X for direct Hansoku Make)
 VVV: Winning Technique
 MM:SS Winning Time
 GS Golden Score

CLASSIFICATION

1	GONZALEZ Driulis	CUB
2	BARBOSA Danielli	BRA
3	BARRETO Ysis	VEN
3	KRUKOWER Daniela	ARG
5	GARCIA Jessica	PUR
5	MALLOY Marti	USA
7		
7		

Contest List

Lista de Combates / Lista de partidas

FRI 20 JUL 2007 - Start at 10:00

Number of Judokas: 10

BRA SILVA M	SILVA M			
ESA MENDOZA V	0101/0001 ¹ TNO 5:00			
		SILVA M		
VEN ROJAS M	ROJAS M	1000/0000 KTA 0:18		
			SILVA M	
PUR PEREZ M	PEREZ M		0100/0000 ³ P37 5:00	
		CORTES O		
CUB CORTES O	CORTES O	0000/0011 OUG 5:00		
				ROUSEY R
USA ROUSEY R	ROUSEY R			0001/1010 ¹ UMM 4:44
CAN ROBERGE C	1002/0000 ¹ KUM 4:45			
		ROUSEY R		
ARG LOPEZ M	LOPEZ M	0201/0000 ¹ YSG 3:54		
			ROUSEY R	
ECU CHALA D	CHALA D		1000/0000 0:59	
		ALVEAR Y		
COL ALVEAR Y	ALVEAR Y	0000/1110 OSM 1:30		
ESA MENDOZA V	ROJAS M			
VEN ROJAS M	0010/0100 OSM 5:00			
		ROJAS M		
		0100/0012 ³ P16 5:00		
PUR PEREZ M	PEREZ M			ALVEAR Y
				0001/1010 KEG 2:37
		COL ALVEAR Y		
CAN ROBERGE C	ROBERGE C			
ARG LOPEZ M	0200/0000 YSG 2:56			
		ROBERGE C		
		0001/0000 TNO 1:31		
ECU CHALA D	CHALA D			ROBERGE C
				0100/0010 ³ P29 5:00
		CUB CORTES O		

Legend: nnnnP/kkkP VVV MM:SS GS

nnnn: IPP, WAZ, YUK, and KOK for BLUE

kkkP: IPP, WAZ, YUK, and KOK for WHITE

P: Penalties (1,2,3,4 or H/X for direct Hansoku Make)

VVV: Winning Technique

MM:SS Winning Time

GS Golden Score

CLASSIFICATION

1	ROUSEY Ronda	USA
2	SILVA Mayra	BRA
3	ALVEAR Yuri	COL
3	ROBERGE Catherine	CAN
5	ROJAS Maria	VEN
5	CORTES Onix	CUB
7		
7		

Contest List

Lista de Combates / Lista de partidas

FRI 20 JUL 2007 - Start at 10:00

Number of Judokas: 8

ARG BRICENO L	BRICEÑO L		
COL CORTES A	0011 /0000 ¹ OSO 5:00		
		SILVA E	
		0000 /1000 UMA 0:26	
BRA SILVA E	SILVA E		
GUA NOLBERTO M	1000 /0000 SUG 0:09		
			SILVA E
			1020 ¹ /0001 ² YSG 4:46
CAN LEVESQUE M	LÉVESQUE M		
USA LAMBERT M	1000 /0010 SAJ 2:30		
		LABORDE Y	
		0000 ¹ /1001 STG 1:36	
CUB LABORDE Y	LABORDE Y		
VEN PINTO K	1000 /0000 TNO 0:41		
COL CORTES A	NOLBERTO M		
GUA NOLBERTO M	0020 /0110 ² OSM 5:00		
		LÉVESQUE M	
		0000 /1000 SGT 1:09	
	CAN LEVESQUE M		
USA LAMBERT M	LAMBERT M		
VEN PINTO K	0010 ¹ /0001 ² P29 5:00		
		BRICEÑO L	
		0000 /1000 HRG 0:57	
	ARG BRICENO L		

Legend: nnnnP/kkkkP VVV MM:SS GS

nnnn: IPP, WAZ, YUK, and KOK for BLUE

kkkk: IPP, WAZ, YUK, and KOK for WHITE

P: Penalties (1,2,3,4 or H/X for direct Hansoku Make)

VVV: Winning Technique

MM:SS Winning Time

GS Golden Score

CLASSIFICATION

1	SILVA Edinanci	BRA
2	LABORDE Yurisel	CUB
3	LÉVESQUE Marylise	CAN
3	BRICEÑO Lorena	ARG
5	NOLBERTO Mirla	GUA
5	LAMBERT Marina	USA
7		
7		

Contest List

Lista de Combates / Lista de partidas

THU 19 JUL 2007 - Start at 10:00

Number of Judokas: 9

CUB DUEÑAS I	DUEÑAS I		
BRA MARQUES P	1000 /0000 OUG 0:17		
		DUEÑAS I	
USA SHARIF A	SHARIF A	1001 /0000 ¹ KOJ 2:12	
			ZAMBOTTI V
MEX ZAMBOTTI V	ZAMBOTTI V		0010 ² 0011 ² 5:00
		ZAMBOTTI V	
CAN BERGER O	BERGER O	0220 /0000 SON 4:10	
			ZAMBOTTI V
PUR MOJICA M	MOJICA M		0200 /0000 SON 3:54
		BLANCO G	
VEN BLANCO G	BLANCO G	0010 ² 0110 TNO 4:12	
			CHALA C
ECU CHALA C	CHALA C		0000 ¹ 0001 P25 2:36
		CHALA C	
NCA SOLIS A	SOLIS A	1000 /0000 TNO 1:05	
BRA MARQUES P	MARQUES P		
USA SHARIF A	1001 /0000 ¹ HRG 2:52		
		MARQUES P	
CAN BERGER O	BERGER O	1000 /0000 OSG 0:33	
			MARQUES P
		VEN BLANCO G	1000 /0000 TOS 0:58
PUR MOJICA M	MOJICA M		
		MOJICA M	
NCA SOLIS A	SOLIS A	1001 /0000 ¹ UKG 3:09	
			DUEÑAS I
		CUB DUEÑAS I	0001 ³ 0100 ¹ P25 5:00

Legend: nnnnP/kkkP VVV MM:SS GS

nnnn: IPP, WAZ, YUK, and KOK for BLUE

kkkP: IPP, WAZ, YUK, and KOK for WHITE

P: Penalties (1,2,3,4 or H/X for direct Hansoku Make)

VVV: Winning Technique

MM:SS Winning Time

GS Golden Score

CLASSIFICATION

1	ZAMBOTTI Vanessa	MEX
2	CHALA Carmen	ECU
3	MARQUES Priscila	BRA
3	DUEÑAS Ivis	CUB
5	BLANCO Giovanna	VEN
5	MOJICA Melissa	PUR
7		
7		

Results Summary (by weight category)

Resumen de resultados (por categoría de peso) / Resumo dos Resultados (por Categoria de Peso)

As of SUN 22 JUL 2007

Rank	Name	NOC Code
Gold	ALBARRACIN Miguel	ARG
Silver	PIKE Yosmani	CUB
Bronze	LEE Alexandre	BRA
Bronze	GUEDEZ Javier	VEN
5th	POSTIGOS Juan	PER
5th	WILL Frazer	CAN
7th	AREVALO Douglas	GUA
7th	WILLIAMS Taraje	USA

Total number of judokas	12
Total number of contests	17
Total number of "Golden Score" contests	

Wins by			
IPPON	8	47.06 %	
WAZA-ARI-AWASETE-IPPON	1	5.88 %	
WAZA-ARI	0	0.00 %	
YUKO	2	11.76 %	
KOKA	0	0.00 %	
HANSOKU-MAKE DIRECT	0	0.00 %	
HANSOKU-MAKE / 4 SHIDOS	0	0.00 %	
3 SHIDOS	2	11.76 %	
2 SHIDOS	0	0.00 %	
1 SHIDO	2	11.76 %	
YUSEI-GACHI (GOLDEN SCORE)	0	0.00 %	
HANTEI (GOLDEN SCORE)	1	5.88 %	
SOGO-GACHI	1	5.88 %	
KIKEN-GACHI	0	0.00 %	
FUSEN-GACHI	0	0.00 %	
MEDICAL	0	0.00 %	

The shortest contest:
Number 10 - 0:10
WILL Frazer (CAN) wins VARGAS Roy (BOL)
Winning Technique: KGU

Results Summary (by weight category)

Resumen de resultados (por categoría de peso) / Resumo dos Resultados (por Categoria de Peso)

As of SUN 22 JUL 2007

Rank	Name	NOC Code
Gold	DERLY João	BRA
Silver	IBAÑEZ Roberto	ECU
Bronze	ORTIZ Ludwing	VEN
Bronze	ARENCIBIA Yordanis	CUB
5th	NOVOA Felipe	CHI
5th	JACINTO Juan	DOM
7th	FLORES Justin	USA
7th		

Total number of judokas	10
Total number of contests	13
Total number of "Golden Score" contests	

Wins by			
IPPON	8	61.54 %	
WAZA-ARI-AWASETE-IPPON	2	15.38 %	
WAZA-ARI	0	0.00 %	
YUKO	0	0.00 %	
KOKA	0	0.00 %	
HANSOKU-MAKE DIRECT	0	0.00 %	
HANSOKU-MAKE / 4 SHIDOS	0	0.00 %	
3 SHIDOS	0	0.00 %	
2 SHIDOS	1	7.69 %	
1 SHIDO	2	15.38 %	
YUSEI-GACHI (GOLDEN SCORE)	0	0.00 %	
HANTEI (GOLDEN SCORE)	0	0.00 %	
SOGO-GACHI	0	0.00 %	
KIKEN-GACHI	0	0.00 %	
FUSEN-GACHI	0	0.00 %	
MEDICAL	0	0.00 %	

The shortest contest:
Number 13 - 0:53
NOVOA Felipe (CHI) wins FIGUEROA Carlos (ESA)
Winning Technique: SON

Results Summary (by weight category)

Resumen de resultados (por categoría de peso) / Resumo dos Resultados (por Categoria de Peso)

As of SAT 21 JUL 2007

Rank	Name	NOC Code
Gold	RESER Ryan	USA
Silver	GUILHEIRO Leandro	BRA
Bronze	TRITTON Nicholas	CAN
Bronze	GIRONES Ronald	CUB
5th	NEGRETE Abraham	MEX
5th	FIGUEROE Marco	DOM
7th	BERTOLOTTI Mariano	ARG
7th	NOVOA Eduardo	CHI

Total number of judokas	12
Total number of contests	17
Total number of "Golden Score" contests	

Wins by			
IPPON	10	58.82 %	
WAZA-ARI-AWASETE-IPPON	0	0.00 %	
WAZA-ARI	0	0.00 %	
YUKO	2	11.76 %	
KOKA	0	0.00 %	
HANSOKU-MAKE DIRECT	0	0.00 %	
HANSOKU-MAKE / 4 SHIDOS	1	5.88 %	
3 SHIDOS	2	11.76 %	
2 SHIDOS	0	0.00 %	
1 SHIDO	0	0.00 %	
YUSEI-GACHI (GOLDEN SCORE)	0	0.00 %	
HANTEI (GOLDEN SCORE)	0	0.00 %	
SOGO-GACHI	1	5.88 %	
KIKEN-GACHI	0	0.00 %	
FUSEN-GACHI	1	5.88 %	
MEDICAL	0	0.00 %	

The shortest contest:
Number 2 - 0:06
RESER Ryan (USA) wins LEON Richard (VEN)
Winning Technique: KTA

Results Summary (by weight category)

Resumen de resultados (por categoría de peso) / Resumo dos Resultados (por Categoria de Peso)

As of SAT 21 JUL 2007

Rank	Name	NOC Code
Gold	STEVENS Travis	USA
Silver	VALLES Mario	COL
Bronze	CARDENAS Oscar	CUB
Bronze	CISNEROS Franklin	ESA
5th	LUCENTI Emmanuel	ARG
5th	CANTO Flavio	BRA
7th	BRENES Abderraman	PUR
7th	AYALA Francisco	CHI

Total number of judokas	11
Total number of contests	15
Total number of "Golden Score" contests	

Wins by			
IPPON	8	53.33 %	
WAZA-ARI-AWASETE-IPPON	1	6.67 %	
WAZA-ARI	1	6.67 %	
YUKO	4	26.67 %	
KOKA	0	0.00 %	
HANSOKU-MAKE DIRECT	0	0.00 %	
HANSOKU-MAKE / 4 SHIDOS	0	0.00 %	
3 SHIDOS	0	0.00 %	
2 SHIDOS	0	0.00 %	
1 SHIDO	0	0.00 %	
YUSEI-GACHI (GOLDEN SCORE)	0	0.00 %	
HANTEI (GOLDEN SCORE)	0	0.00 %	
SOGO-GACHI	0	0.00 %	
KIKEN-GACHI	0	0.00 %	
FUSEN-GACHI	1	6.67 %	
MEDICAL	0	0.00 %	

The shortest contest:

Number 20 - 1:30

CARDENAS Oscar (CUB) wins BRENES Abderraman (PUR)

Winning Technique: SUG

Results Summary (by weight category)

Resumen de resultados (por categoría de peso) / Resumo dos Resultados (por Categoria de Peso)

As of FRI 20 JUL 2007

Rank	Name	NOC Code
Gold	CAMILO Tiago	BRA
Silver	BENAVIDES Jorge	CUB
Bronze	CAMACHO Jose	VEN
Bronze	HAWN Rick	USA
5th	CHICLANA Alexis	PUR
5th	GUTIERREZ Julian	MEX
7th		
7th		

Total number of judokas	8
Total number of contests	11
Total number of "Golden Score" contests	

Wins by			
IPPON	6	54.55 %	
WAZA-ARI-AWASETE-IPPON	1	9.09 %	
WAZA-ARI	2	18.18 %	
YUKO	1	9.09 %	
KOKA	0	0.00 %	
HANSOKU-MAKE DIRECT	0	0.00 %	
HANSOKU-MAKE / 4 SHIDOS	0	0.00 %	
3 SHIDOS	1	9.09 %	
2 SHIDOS	0	0.00 %	
1 SHIDO	0	0.00 %	
YUSEI-GACHI (GOLDEN SCORE)	0	0.00 %	
HANTEI (GOLDEN SCORE)	0	0.00 %	
SOGO-GACHI	0	0.00 %	
KIKEN-GACHI	0	0.00 %	
FUSEN-GACHI	0	0.00 %	
MEDICAL	0	0.00 %	

The shortest contest:
Number 18 - 0:20
CAMILO Tiago (BRA) wins HAWN Rick (USA)
Winning Technique: UMA

Results Summary (by weight category)

Resumen de resultados (por categoría de peso) / Resumo dos Resultados (por Categoria de Peso)

As of FRI 20 JUL 2007

Rank	Name	NOC Code
Gold	DESPAIGNE Oreidis	CUB
Silver	MORGAN Keith	CAN
Bronze	DIEK Teofilo	DOM
Bronze	CORREA Luciano	BRA
5th	BACCINO Orlando	ARG
5th	ROSALES Albenis	VEN
7th		
7th		

Total number of judokas	9
Total number of contests	13
Total number of "Golden Score" contests	

Wins by			
IPPON	10	76.92 %	
WAZA-ARI-AWASETE-IPPON	0	0.00 %	
WAZA-ARI	0	0.00 %	
YUKO	1	7.69 %	
KOKA	1	7.69 %	
HANSOKU-MAKE DIRECT	0	0.00 %	
HANSOKU-MAKE / 4 SHIDOS	1	7.69 %	
3 SHIDOS	0	0.00 %	
2 SHIDOS	0	0.00 %	
1 SHIDO	0	0.00 %	
YUSEI-GACHI (GOLDEN SCORE)	0	0.00 %	
HANTEI (GOLDEN SCORE)	0	0.00 %	
SOGO-GACHI	0	0.00 %	
KIKEN-GACHI	0	0.00 %	
FUSEN-GACHI	0	0.00 %	
MEDICAL	0	0.00 %	

The shortest contest:
Number 7 - 0:40
MORGAN Keith (CAN) wins VILLANUEVA Pablo (PUR)
Winning Technique: UMA

Results Summary (by weight category)

Resumen de resultados (por categoría de peso) / Resumo dos Resultados (por Categoria de Peso)

As of THU 19 JUL 2007

Rank	Name	NOC Code
Gold	BRAYSON Oscar	CUB
Silver	SCHLITTLER Joao	BRA
Bronze	BRUTUS Joel	HAI
Bronze	ZEGARRA Carlos	PER
5th	FIGUEROA Pablo	PUR
5th	CISNEROS Carlos	ARG
7th	MORAN Luis	HON
7th		

Total number of judokas	11
Total number of contests	15
Total number of "Golden Score" contests	1

Wins by			
IPPON	8	53.33 %	
WAZA-ARI-AWASETE-IPPON	0	0.00 %	
WAZA-ARI	1	6.67 %	
YUKO	1	6.67 %	
KOKA	0	0.00 %	
HANSOKU-MAKE DIRECT	0	0.00 %	
HANSOKU-MAKE / 4 SHIDOS	0	0.00 %	
3 SHIDOS	1	6.67 %	
2 SHIDOS	1	6.67 %	
1 SHIDO	0	0.00 %	
YUSEI-GACHI (GOLDEN SCORE)	0	0.00 %	
HANTEI (GOLDEN SCORE)	1	6.67 %	
SOGO-GACHI	2	13.33 %	
KIKEN-GACHI	0	0.00 %	
FUSEN-GACHI	0	0.00 %	
MEDICAL	0	0.00 %	

The shortest contest: Number 1 - 0:20 MORAN Luis (HON) wins RUIZ Leonel (VEN) Winning Technique:

Results Summary (by weight category)

Resumen de resultados (por categoría de peso) / Resumo dos Resultados (por Categoria de Peso)

As of SUN 22 JUL 2007

Rank	Name	NOC Code
Gold	BERMOY Yanet	CUB
Silver	POLZIN Daniela	BRA
Bronze	PARETO Paula	ARG
Bronze	RODRIGUEZ Jeanette	USA
5th	GARCIA Zuleyma	ESA
5th	MIRANDA Glenda	ECU
7th	GONZALEZ Milagros	VEN
7th	MATHIEU Gerdine	HAI

Total number of judokas	13
Total number of contests	17
Total number of "Golden Score" contests	

Wins by			
IPPON	10	58.82 %	
WAZA-ARI-AWASETE-IPPON	0	0.00 %	
WAZA-ARI	2	11.76 %	
YUKO	4	23.53 %	
KOKA	0	0.00 %	
HANSOKU-MAKE DIRECT	0	0.00 %	
HANSOKU-MAKE / 4 SHIDOS	0	0.00 %	
3 SHIDOS	0	0.00 %	
2 SHIDOS	0	0.00 %	
1 SHIDO	0	0.00 %	
YUSEI-GACHI (GOLDEN SCORE)	0	0.00 %	
HANTEI (GOLDEN SCORE)	0	0.00 %	
SOGO-GACHI	1	5.88 %	
KIKEN-GACHI	0	0.00 %	
FUSEN-GACHI	0	0.00 %	
MEDICAL	0	0.00 %	

The shortest contest:

Number 2 - 0:24

BERMOY Yanet (CUB) wins GONZALEZ Milagros (VEN)

Winning Technique: KTA

Results Summary (by weight category)

Resumen de resultados (por categoría de peso) / Resumo dos Resultados (por Categoria de Peso)

As of SUN 22 JUL 2007

Rank	Name	NOC Code
Gold	ESPINOSA Sheila	CUB
Silver	MIRANDA Erika	BRA
Bronze	GARCÍA Maria	DOM
Bronze	VELASQUEZ Flor	VEN
5th	RODRIGUEZ Melissa	ARG
5th	NEGRETE Adriana	MEX
7th		
7th		

Total number of judokas	9
Total number of contests	11
Total number of "Golden Score" contests	

Wins by			
IPPON	3	27.27 %	
WAZA-ARI-AWASETE-IPPON	2	18.18 %	
WAZA-ARI	3	27.27 %	
YUKO	1	9.09 %	
KOKA	1	9.09 %	
HANSOKU-MAKE DIRECT	0	0.00 %	
HANSOKU-MAKE / 4 SHIDOS	0	0.00 %	
3 SHIDOS	0	0.00 %	
2 SHIDOS	1	9.09 %	
1 SHIDO	0	0.00 %	
YUSEI-GACHI (GOLDEN SCORE)	0	0.00 %	
HANTEI (GOLDEN SCORE)	0	0.00 %	
SOGO-GACHI	0	0.00 %	
KIKEN-GACHI	0	0.00 %	
FUSEN-GACHI	0	0.00 %	
MEDICAL	0	0.00 %	

The shortest contest:
Number 13 - 2:17
VELASQUEZ Flor (VEN) wins SANCHEZ Yulieth (COL)
Winning Technique: TNO

Results Summary (by weight category)

Resumen de resultados (por categoría de peso) / Resumo dos Resultados (por Categoria de Peso)

As of SAT 21 JUL 2007

Rank	Name	NOC Code
Gold	ZANGRANDO Danielle	BRA
Silver	GOTAY Valerie	USA
Bronze	VILLAVICENCIO Diana	ECU
Bronze	MESTRE Yagnelys	CUB
5th	AMARIS Yadinis	COL
5th	BIELAKOWICZ Zarina	ARG
7th		
7th		

Total number of judokas	9
Total number of contests	12
Total number of "Golden Score" contests	

Wins by			
IPPON	4	33.33 %	
WAZA-ARI-AWASETE-IPPON	0	0.00 %	
WAZA-ARI	1	8.33 %	
YUKO	2	16.67 %	
KOKA	3	25.00 %	
HANSOKU-MAKE DIRECT	0	0.00 %	
HANSOKU-MAKE / 4 SHIDOS	2	16.67 %	
3 SHIDOS	0	0.00 %	
2 SHIDOS	0	0.00 %	
1 SHIDO	0	0.00 %	
YUSEI-GACHI (GOLDEN SCORE)	0	0.00 %	
HANTEI (GOLDEN SCORE)	0	0.00 %	
SOGO-GACHI	0	0.00 %	
KIKEN-GACHI	0	0.00 %	
FUSEN-GACHI	0	0.00 %	
MEDICAL	0	0.00 %	

The shortest contest:

Number 23 - 0:23

ZANGRANDO Danielle (BRA) wins AMARIS Yadinis (COL)

Winning Technique: OEJ

Results Summary (by weight category)

Resumen de resultados (por categoría de peso) / Resumo dos Resultados (por Categoria de Peso)

As of SAT 21 JUL 2007

Rank	Name	NOC Code
Gold	GONZALEZ Driulis	CUB
Silver	BARBOSA Danielli	BRA
Bronze	BARRETO Ysis	VEN
Bronze	KRUKOWER Daniela	ARG
5th	GARCIA Jessica	PUR
5th	MALLOY Marti	USA
7th		
7th		

Total number of judokas	8
Total number of contests	10
Total number of "Golden Score" contests	

Wins by			
IPPON	3	30.00 %	
WAZA-ARI-AWASETE-IPPON	1	10.00 %	
WAZA-ARI	2	20.00 %	
YUKO	1	10.00 %	
KOKA	0	0.00 %	
HANSOKU-MAKE DIRECT	0	0.00 %	
HANSOKU-MAKE / 4 SHIDOS	1	10.00 %	
3 SHIDOS	1	10.00 %	
2 SHIDOS	1	10.00 %	
1 SHIDO	0	0.00 %	
YUSEI-GACHI (GOLDEN SCORE)	0	0.00 %	
HANTEI (GOLDEN SCORE)	0	0.00 %	
SOGO-GACHI	0	0.00 %	
KIKEN-GACHI	0	0.00 %	
FUSEN-GACHI	0	0.00 %	
MEDICAL	0	0.00 %	

The shortest contest:

Number 21 - 1:09

BARBOSA Danielli (BRA) wins KRUKOWER Daniela (ARG)

Winning Technique: SON

Results Summary (by weight category)

Resumen de resultados (por categoría de peso) / Resumo dos Resultados (por Categoria de Peso)

As of FRI 20 JUL 2007

Rank	Name	NOC Code
Gold	ROUSEY Ronda	USA
Silver	SILVA Mayra	BRA
Bronze	ALVEAR Yuri	COL
Bronze	ROBERGE Catherine	CAN
5th	ROJAS Maria	VEN
5th	CORTES Onix	CUB
7th		
7th		

Total number of judokas	10
Total number of contests	15
Total number of "Golden Score" contests	

Wins by			
IPPON	6	40.00 %	
WAZA-ARI-AWASETE-IPPON	2	13.33 %	
WAZA-ARI	2	13.33 %	
YUKO	1	6.67 %	
KOKA	1	6.67 %	
HANSOKU-MAKE DIRECT	0	0.00 %	
HANSOKU-MAKE / 4 SHIDOS	0	0.00 %	
3 SHIDOS	3	20.00 %	
2 SHIDOS	0	0.00 %	
1 SHIDO	0	0.00 %	
YUSEI-GACHI (GOLDEN SCORE)	0	0.00 %	
HANTEI (GOLDEN SCORE)	0	0.00 %	
SOGO-GACHI	0	0.00 %	
KIKEN-GACHI	0	0.00 %	
FUSEN-GACHI	0	0.00 %	
MEDICAL	0	0.00 %	

The shortest contest:

Number 7 - 0:18

SILVA Mayra (BRA) wins ROJAS Maria (VEN)

Winning Technique: KTA

Results Summary (by weight category)

Resumen de resultados (por categoría de peso) / Resumo dos Resultados (por Categoria de Peso)

As of FRI 20 JUL 2007

Rank	Name	NOC Code
Gold	SILVA Edinanci	BRA
Silver	LABORDE Yurisel	CUB
Bronze	LÉVESQUE Marylise	CAN
Bronze	BRICEÑO Lorena	ARG
5th	NOLBERTO Mirla	GUA
5th	LAMBERT Marina	USA
7th		
7th		

Total number of judokas	8
Total number of contests	11
Total number of "Golden Score" contests	

Wins by			
IPPON	8	72.73 %	
WAZA-ARI-AWASETE-IPPON	0	0.00 %	
WAZA-ARI	1	9.09 %	
YUKO	1	9.09 %	
KOKA	0	0.00 %	
HANSOKU-MAKE DIRECT	0	0.00 %	
HANSOKU-MAKE / 4 SHIDOS	0	0.00 %	
3 SHIDOS	0	0.00 %	
2 SHIDOS	1	9.09 %	
1 SHIDO	0	0.00 %	
YUSEI-GACHI (GOLDEN SCORE)	0	0.00 %	
HANTEI (GOLDEN SCORE)	0	0.00 %	
SOGO-GACHI	0	0.00 %	
KIKEN-GACHI	0	0.00 %	
FUSEN-GACHI	0	0.00 %	
MEDICAL	0	0.00 %	

The shortest contest:

Number 5 - 0:09

SILVA Edinanci (BRA) wins NOLBERTO Mirla (GUA)

Winning Technique: SUG

Results Summary (by weight category)

Resumen de resultados (por categoría de peso) / Resumo dos Resultados (por Categoria de Peso)

As of THU 19 JUL 2007

Rank	Name	NOC Code
Gold	ZAMBOTTI Vanessa	MEX
Silver	CHALA Carmen	ECU
Bronze	MARQUES Priscila	BRA
Bronze	DUEÑAS Ivis	CUB
5th	BLANCO Giovanna	VEN
5th	MOJICA Melissa	PUR
7th		
7th		

Total number of judokas	9
Total number of contests	13
Total number of "Golden Score" contests	

Wins by			
IPPON	7	53.85 %	
WAZA-ARI-AWASETE-IPPON	2	15.38 %	
WAZA-ARI	1	7.69 %	
YUKO	0	0.00 %	
KOKA	1	7.69 %	
HANSOKU-MAKE DIRECT	0	0.00 %	
HANSOKU-MAKE / 4 SHIDOS	0	0.00 %	
3 SHIDOS	1	7.69 %	
2 SHIDOS	0	0.00 %	
1 SHIDO	1	7.69 %	
YUSEI-GACHI (GOLDEN SCORE)	0	0.00 %	
HANTEI (GOLDEN SCORE)	0	0.00 %	
SOGO-GACHI	0	0.00 %	
KIKEN-GACHI	0	0.00 %	
FUSEN-GACHI	0	0.00 %	
MEDICAL	0	0.00 %	

The shortest contest:
Number 1 - 0:17
DUEÑAS Ivis (CUB) wins MARQUES Priscila (BRA)
Winning Technique: OUG

Medal Standings

Posiciones de medallas / Posições das Medalhas

As of 22 JUL 2007

AFTER 14 OF 14 WEIGHT CATEGORIES

Rank	NOC	Men				Women				Total				Rank By Total
		Gold	Silver	Bronze	Total	Gold	Silver	Bronze	Total	Gold	Silver	Bronze	Total	
1	CUB - Cuba	2	2	3	7	3	1	2	6	5	3	5	13	=1
2	BRA - Brazil	2	2	2	6	2	4	1	7	4	6	3	13	=1
3	USA - United States of America	2		1	3	1	1	1	3	3	1	2	6	3
4	ARG - Argentina	1			1			3	3	1		3	4	=5
5	MEX - Mexico					1			1	1			1	=10
6	ECU - Ecuador		1		1		1	1	2		2	1	3	7
7	CAN - Canada		1	1	2			2	2		1	3	4	=5
8	COL - Colombia		1		1			1	1		1	1	2	=8
9	VEN - Venezuela			3	3			2	2			5	5	4
10	DOM - Dominican Republic			1	1			1	1			2	2	=8
11	ESA - El Salvador			1	1							1	1	=10
11	HAI - Haiti			1	1							1	1	=10
11	PER - Peru			1	1							1	1	=10
	Total	7	7	14	28	7	7	14	28	14	14	28	56	

Legend:

'=' - Equal sign indicates that two or more NOCs share the same rank by total

Result Summary By NOC

Resumen de resultados por CON. / Resumo dos Resultados por CON

As of 19 JUL 2007

NOC	Gender	Name	Weight Category	Total Contests	Won	Lost	Result
ARG - Argentina							
	MEN	CISNEROS Carlos	+100 kg	4	2	2	5th
BRA - Brazil							
	MEN	SCHLITTLER Joao	+100 kg	3	2	1	Silver
	WOMEN	MARQUES Priscila	+78 kg	4	3	1	Bronze
CAN - Canada							
	MEN	McALPINE Trevor	+100 kg	2	0	2	
	WOMEN	BERGER Oliia	+78 kg	2	0	2	
CUB - Cuba							
	MEN	BRAYSON Oscar	+100 kg	4	4	0	Gold
	WOMEN	DUEÑAS Ivis	+78 kg	4	3	1	Bronze
DOM - Dominican Republic							
	MEN	VASQUEZ José	+100 kg	2	0	2	
ECU - Ecuador							
	WOMEN	CHALA Carmen	+78 kg	3	2	1	Silver
HAI - Haiti							
	MEN	BRUTUS Joel	+100 kg	3	2	1	Bronze
HON - Honduras							
	MEN	MORAN Luis	+100 kg	3	1	2	7th
MEX - Mexico							
	WOMEN	ZAMBOTTI Vanessa	+78 kg	3	3	0	Gold
NCA - Nicaragua							
	WOMEN	SOLIS Alejandra	+78 kg	2	0	2	
PER - Peru							
	MEN	ZEGARRA Carlos	+100 kg	3	2	1	Bronze
PUR - Puerto Rico							
	MEN	FIGUEROA Pablo	+100 kg	4	2	2	5th
	WOMEN	MOJICA Melissa	+78 kg	3	1	2	5th
USA - United States of America							
	MEN	HOFFMANN Kirk	+100 kg	1	0	1	
	WOMEN	SHARIF Asma	+78 kg	2	0	2	



Riocentro 4A
RioCentro 4A
RioCentro 4A

Judo
Judo / Judô

Result Summary By NOC

Resumen de resultados por CON. / Resumo dos Resultados por CON

As of 19 JUL 2007

NOC	Gender	Name	Weight Category	Total Contests	Won	Lost	Result
VEN - Venezuela							
	MEN	RUIZ Leonel	+100 kg	1	0	1	
	WOMEN	BLANCO Giovanna	+78 kg	3	1	2	5th

Karatê
Karate
Karate



As of 24 JUL 2007

NOC Code	Region / NOC	Entries per Men by kg						Entries per Women by kg				Total	
		-60	-65	-70	-75	-80	+80	Total	-53	-60	+60		Total
	America												
AHO	Netherlands Antilles										1	1	1
ARG	Argentina	1	1	1	1		1	5					5
BRA	Brazil	1	1	1	1	1	1	6	1	1	1	3	9
CAN	Canada			1		1		2	1	1		2	4
CHI	Chile	1			1	1		3	1		1	2	5
COL	Colombia					1		1			1	1	2
CUB	Cuba	1			1	1	1	4		1	1	2	6
DOM	Dominican Republic	1	1	1	1	1	1	6		1	1	2	8
ECU	Ecuador		1	1			1	3		1		1	4
ESA	El Salvador	1	1	1	1			4	1			1	5
GUA	Guatemala		1		1			2	1			1	3
MEX	Mexico	1	1		1			3	1	1	1	3	6
NCA	Nicaragua			1		1		2					2
PER	Peru								1	1		2	2
PUR	Puerto Rico	1						1					1
URU	Uruguay						1	1					1
USA	United States						1	1					1
VEN	Venezuela		1	1		1	1	4	1	1	1	3	7
Total America	18	8	8	8	8	8	8	48	8	8	8	24	72
Total	18	8	8	8	8	8	8	48	8	8	8	24	72

Entry List By NOC

Lista de Inscripciones por CON / Lista de Inscrições por CON

As of 24 JUL 2007

NOC Code	NOC Name	Weight Category	Date of Birth	Height m/ft in	NOC Qualified
ARG	Argentina				
	ICASATI Franco	-75 kg	7 MAR 1982	1.77/5'10"	
	MARTINEZ Lucio	-65 kg	16 NOV 1971	1.70/5'7"	
	MONZON Leandro	+80 kg	9 MAR 1984	1.87/6'2"	
	NIEVES Francisco	-60 kg	17 FEB 1987	1.67/5'6"	
PARRA Fernando	-70 kg	2 FEB 1977	1.75/5'9"		
BRA	Brazil				
	BROSE Douglas	-60 kg	11 DEC 1985	1.68/5'6"	
	DUPRAT Caio	-75 kg	30 OCT 1986	1.82/6'0"	
	LOURENÇO Carlos	-65 kg	4 JUN 1985	1.73/5'8"	
	SANTOS Juarez	+80 kg	12 APR 1979	1.83/6'0"	
	SARDEMBERG Nelson	-80 kg	1 AUG 1971	1.80/5'11"	
SOUZA Vinicius	-70 kg	4 JUL 1985	1.85/6'1"		
CAN	Canada				
	BAGHBANI Saeed	-70 kg	28 MAR 1983		
POIRIER Philippe	-80 kg	1 DEC 1980			
CHI	Chile				
	BORQUEZ Diego	-80 kg	27 JAN 1976		
	DUBO David	-75 kg	26 JAN 1986		
SOFFIA Miguel	-60 kg	16 SEP 1978			
COL	Colombia				
OCORO Gilbert	-80 kg	19 AUG 1980			
CUB	Cuba				
	MARQUEZ Yilexis	-80 kg	19 MAY 1986		
	ROQUE Midiet	+80 kg	13 NOV 1981		
	TAMAME Eynar	-60 kg	23 NOV 1979		
ZARAGOZA Jorge	-75 kg	21 JAN 1984			
DOM	Dominican Republic				
	DIONISIO Gustavo	-75 kg	18 JAN 1983		
	MANCEBO Alberto	-70 kg	1 JAN 1982		
	SALOMON Rubiel	-80 kg	8 MAY 1981		
	SOSA Norberto	-60 kg	23 FEB 1983		
	VALDEZ Juan C.	+80 kg	13 JAN 1980		
ZABALA Alberto	-65 kg	15 NOV 1979			
ECU	Ecuador				
	HEREDIA Andres	+80 kg	8 AUG 1983	1.72/5'8"	
	ONTANELA Mero J.	-65 kg	6 SEP 1986	1.75/5'9"	
VIVEROS Daniel	-70 kg	20 FEB 1988	1.69/5'7"		
ESA	El Salvador				
	BARILLAS Emilio	-70 kg	10 AUG 1980	1.65/5'5"	
	GALAN Carlos	-60 kg	4 FEB 1986	1.68/5'6"	
	PEREZ Aron	-65 kg	19 APR 1987	1.68/5'6"	
SERRANO Williams	-75 kg	21 AUG 1983	1.69/5'7"		
GUA	Guatemala				
	de LEON Jose J.	-65 kg	15 JAN 1979		
VILLENA Daniel	-75 kg	19 MAY 1985			
MEX	Mexico				
	NAVARRO Ruben	-60 kg	2 JAN 1984		
	OVIDEO Emilio	-75 kg	17 AUG 1978		
SIAS Rolando	-65 kg	21 JUL 1987			



Miécimo da Silva Sports Complex
Complejo Miécimo da Silva
Complexo Miécimo da Silva

Karate
Karate / Karatê

MEN
HOMBRES

Entry List By NOC

Lista de Inscripciones por CON / Lista de Inscrições por CON

As of 24 JUL 2007

NOC Code	NOC Name	Weight Category	Date of Birth	Height m/ft in	NOC Qualified
NCA	Nicaragua				
	LANTT Emmett	-70 kg	25 JAN 1981		
	VALLECILLO Norlan	-80 kg	10 NOV 1980	1.75/5'9"	
PUR	Puerto Rico				
	RODRIGUES Jesus	-60 kg	29 JUN 1983	1.75/5'9"	
URU	Uruguay				
	COSTA Manuel	+80 kg	31 MAR 1975		
USA	United States				
	FINEGAN Willian	+80 kg	1 JAN 1981		
VEN	Venezuela				
	HERRERA Cesar	-80 kg	10 DEC 1984		
	PEÑA Jean Carlos	-70 kg	24 OCT 1979		
	PLUMACHER Luis	-65 kg	17 MAR 1983		
	TORO Mario	+80 kg	6 OCT 1980		

Entry List By NOC

Lista de Inscripciones por CON / Lista de Inscrições por CON

As of 24 JUL 2007

NOC Code	NOC Name	Weight Category	Date of Birth	Height m/ft in	NOC Qualified
AHO	Netherlands Antilles				
	HOOI Almarisca	+60 kg	4 DEC 1986	1.72/5'8"	
BRA	Brazil				
	FIGUEIREDO Dafini	-60 kg	2 APR 1982	1.64/5'5"	
	KUMIZAKI Valeria	-53 kg	15 APR 1985	1.59/5'3"	
	RIBEIRO Lucelia	+60 kg	12 JAN 1978	1.63/5'4"	
CAN	Canada				
	GUILLETTE Jennifer	-53 kg	10 JAN 1982		
	LEBLANC Véronique	-60 kg	6 NOV 1976		
CHI	Chile				
	REYES Jessy	-53 kg	7 FEB 1985		
	SOFFIA Stephanie	+60 kg	7 FEB 1985		
COL	Colombia				
	ESCANDON Ana	+60 kg	4 JAN 1982		
CUB	Cuba				
	GUTIERREZ Yaneya	+60 kg	23 NOV 1983		
	KINDELAN Yulisma	-60 kg	22 SEP 1982		
DOM	Dominican Republic				
	RODRIGUEZ Heidy	-60 kg	9 MAY 1981		
	SIERRA Johany	+60 kg	7 DEC 1979		
ECU	Ecuador				
	ARIAS Carmen	-60 kg	10 JAN 1988	1.63/5'4"	
ESA	El Salvador				
	CARCAMO Veronica	-53 kg	1 OCT 1978	1.54/5'1"	
GUA	Guatemala				
	GONZALEZ Cheili	-53 kg	21 NOV 1980		
MEX	Mexico				
	EMBRIZ Martha	-53 kg	30 JUL 1982		
	GUTIERREZ Bertha	-60 kg	12 JUN 1985		
	LIRA Yadira	+60 kg	7 OCT 1973		
PER	Peru				
	BOJAICO Susana	-60 kg	20 JUN 1976		
	EUSEBIO Gladys	-53 kg	23 APR 1978		
VEN	Venezuela				
	CASTRO Lisbeth	-53 kg	22 FEB 1975	1.55/5'1"	
	GUILLEN Yoly	+60 kg	30 MAY 1979		
	TORRES Kariu	-60 kg	4 SEP 1984		



Miécimo da Silva Sports Complex
Complejo Miécimo da Silva
Complexo Miécimo da Silva

Karate
Karate / Karatê

Women's Under 53kg
Mujeres Hasta 53kg

Entry list by Weight Category

Lista de Inscripciones por Categoría de Peso / Lista de Inscrições por Categoria de Peso

As of 24 JUL 2007

NOC Code	NOC	Bib Number	Name	Date Of Birth	Height m / ft in
BRA	Brazil	7	KUMIZAKI Valeria	15 APR 1985	1.59/5'3"
CAN	Canada	16	GUILLETTE Jennifer	10 JAN 1982	
CHI	Chile	20	REYES Jessy	7 FEB 1985	
ESA	El Salvador	45	CARCAMO Veronica	1 OCT 1978	1.54/5'1"
GUA	Guatemala	50	GONZALEZ Cheili	21 NOV 1980	
MEX	Mexico	53	EMBRIZ Martha	30 JUL 1982	
PER	Peru	61	EUSEBIO Gladys	23 APR 1978	
VEN	Venezuela	66	CASTRO Lisbeth	22 FEB 1975	1.55/5'1"



Miécimo da Silva Sports Complex
Complejo Miécimo da Silva
Complexo Miécimo da Silva

Karate
Karate / Karatê

Women's Under 60kg
Mujeres Hasta 60kg

Entry list by Weight Category

Lista de Inscripciones por Categoría de Peso / Lista de Inscrições por Categoria de Peso

As of 24 JUL 2007

NOC Code	NOC	Bib Number	Name	Date Of Birth	Height m / ft in
BRA	Brazil	8	FIGUEIREDO Dafini	2 APR 1982	1.64/5'5"
CAN	Canada	17	LEBLANC Véronique	6 NOV 1976	
CUB	Cuba	27	KINDELAN Yulisma	22 SEP 1982	
DOM	Dominican Republic	33	RODRIGUEZ Heidy	9 MAY 1981	
ECU	Ecuador	41	ARIAS Carmen	10 JAN 1988	1.63/5'4"
MEX	Mexico	54	GUTIERREZ Bertha	12 JUN 1985	
PER	Peru	62	BOJAICO Susana	20 JUN 1976	
VEN	Venezuela	67	TORRES Kariu	4 SEP 1984	



Miécimo da Silva Sports Complex
Complejo Miécimo da Silva
Complexo Miécimo da Silva

Karate
Karate / Karatê

Women's Over 60kg
Mujeres Más de 60kg

Entry list by Weight Category

Lista de Inscripciones por Categoría de Peso / Lista de Inscrições por Categoria de Peso

As of 24 JUL 2007

NOC Code	NOC	Bib Number	Name	Date Of Birth	Height m / ft in
AHO	Netherlands Antilles	1	HOOI Almarisca	4 DEC 1986	1.72/5'8"
BRA	Brazil	9	RIBEIRO Lucelia	12 JAN 1978	1.63/5'4"
CHI	Chile	21	SOFFIA Stephanie	7 FEB 1985	
COL	Colombia	25	ESCANDON Ana	4 JAN 1982	
CUB	Cuba	28	GUTIERREZ Yaneya	23 NOV 1983	
DOM	Dominican Republic	34	SIERRA Johany	7 DEC 1979	
MEX	Mexico	55	LIRA Yadira	7 OCT 1973	
VEN	Venezuela	68	GUILLEN Yoly	30 MAY 1979	

Round Summary

Resumen de la Ronda / Sumário da Rodada

Round Robin

Pool 1	NOC	CAN	CHI	VEN	PER
GUILLETTE J	CAN	----	-	-	W-L
REYES J	CHI	-	----	-	-
CASTRO L	VEN	-	-	----	-
EUSEBIO G	PER	L-W	-	-	----

Rank	PLD	Won	Tie	Lost	Pts
1	3	1	2	0	4
2	3	0	3	0	3
3	3	0	3	0	3
4	3	0	2	1	2

Pool 2	NOC	BRA	GUA	MEX	ESA
KUMIZAKI V	BRA	----	W-L	W-L	W-L
GONZALEZ C	GUA	L-W	----	W-L	W-L
EMBRIZ M	MEX	L-W	L-W	----	W-L
CARCAMO V	ESA	L-W	L-W	L-W	----

Rank	PLD	Won	Tie	Lost	Pts
1	3	3	0	0	6
2	3	2	0	1	4
3	3	1	0	2	2
4	3	0	0	3	0

Semifinal

Final

GUILLETTE Jennifer (CAN)
GONZALEZ Cheili (GUA)

GONZALEZ C
RSC *

Match 57
26 JUL

GONZALEZ C (Gold)
KUMIZAKI V (Silver)

REYES Jessy (CHI)
KUMIZAKI Valeria (BRA)

KUMIZAKI V
PTS 1:4

Classification

Date	Start Time	Teams	Match Phase	Result
THU 26 JUL	13:05	CASTRO L(VEN) Vs. CARCAMO V(ESA)	to 5th-8th Pos	--
	13:15	EUSEBIO G(PER) Vs. EMBRIZ M(MEX)	to 5th-8th Pos	--
	13:15	CASTRO L(VEN) Vs. EUSEBIO G(PER)	5-6 Position	PTS 0:2
	13:25	CARCAMO V(ESA) Vs. EMBRIZ M(MEX)	7-8 Position	--
	13:30	GUILLETTE J(CAN) Vs. GONZALEZ C(GUA)	Semifinal	RSC *
	13:40	REYES J(CHI) Vs. KUMIZAKI V(BRA)	Semifinal	PTS 1:4
	16:20	GONZALEZ C(GUA) Vs. KUMIZAKI V(BRA)	Final	PTS 3:1

Final Standings

Medal	Rank	Name	NOC
Gold	1	GONZALEZ Cheili	GUA
Silver	2	KUMIZAKI Valeria	BRA
Bronze	3	GUILLETTE Jennifer	CAN
Bronze	3	REYES Jessy	CHI
	5	EUSEBIO Gladys	PER
	6	CASTRO Lisbeth	VEN
	7	EMBRIZ Martha	MEX
	8	CARCAMO Veronica	ESA

Round Summary

Resumen de la Ronda / Sumário da Rodada

Round Robin

Pool 1	NOC	ECU	PER	CAN	CUB
ARIAS C	ECU	-----	-	-	W-L
BOJAICO S	PER	-	-----	-	W-L
LEBLANC V	CAN	-	-	-----	-
KINDELAN Y	CUB	L-W	L-W	-	-----

Rank	PLD	Won	Tie	Lost	Pts
1	3	1	2	0	4
1	3	1	2	0	4
3	3	0	3	0	3
4	3	0	1	2	1

Pool 2	NOC	DOM	MEX	VEN	BRA
RODRIGUEZ H	DOM	-----	-	W-L	W-L
GUTIERREZ B	MEX	-	-----	W-L	L-W
TORRES K	VEN	L-W	L-W	-----	W-L
FIGUEIREDO D	BRA	L-W	W-L	L-W	-----

Rank	PLD	Won	Tie	Lost	Pts
1	3	2	1	0	5
2	3	1	1	1	3
3	3	1	0	2	2
4	3	1	0	2	2

Semifinal

Final

ARIAS Carmen (ECU)
GUTIERREZ Bertha (MEX)

GUTIERREZ B
PTS 1:2

Match 57
27 JUL

RODRIGUEZ H (Gold)
GUTIERREZ B (Silver)

BOJAICO Susana (PER)
RODRIGUEZ Heidy (DOM)

RODRIGUEZ H
PTS 0:2

Classification

Date	Start Time	Teams	Match Phase	Result
FRI 27 JUL	13:40	LEBLANC V(CAN) Vs. FIGUEIREDO D(BRA)	to 5th-8th Pos	PTS 1:2 *
	13:45	KINDELAN Y(CUB) Vs. TORRES K(VEN)	to 5th-8th Pos	PTS 3:0
	13:50	LEBLANC V(CAN) Vs. TORRES K(VEN)	7-8 Position	PTS 0:2
	13:55	FIGUEIREDO D(BRA) Vs. KINDELAN Y(CUB)	5-6 Position	PTS 0:5
	14:30	ARIAS C(ECU) Vs. GUTIERREZ B(MEX)	Semifinal	PTS 1:2
	14:35	BOJAICO S(PER) Vs. RODRIGUEZ H(DOM)	Semifinal	PTS 0:2
	16:30	GUTIERREZ B(MEX) Vs. RODRIGUEZ H(DOM)	Final	RSC *

Final Standings

Medal	Rank	Name	NOC
Gold	1	RODRIGUEZ Heidy	DOM
Silver	2	GUTIERREZ Bertha	MEX
Bronze	3	ARIAS Carmen	ECU
Bronze	3	BOJAICO Susana	PER
	5	KINDELAN Yulisma	CUB
	6	FIGUEIREDO Dafini	BRA
	7	TORRES Kariu	VEN
	8	LEBLANC Véronique	CAN

Round Summary

Resumen de la Ronda / Sumário da Rodada

Round Robin

Pool 1	NOC	BRA	COL	MEX	CHI
RIBEIRO L	BRA	----	W-L	W-L	W-L
ESCANDON A	COL	L-W	----	-	W-L
LIRA Y	MEX	L-W	-	----	-
SOFFIA S	CHI	L-W	L-W	-	----

Rank	PLD	Won	Tie	Lost	Pts
1	3	3	0	0	6
2	3	1	1	1	3
3	3	0	2	1	2
4	3	0	1	2	1

Pool 2	NOC	VEN	CUB	DOM	AHO
GUILLEN Y	VEN	----	W-L	W-L	W-L
GUTIERREZ Y	CUB	L-W	----	W-L	W-L
SIERRA J	DOM	L-W	L-W	----	W-L
HOOI A	AHO	L-W	L-W	L-W	----

Rank	PLD	Won	Tie	Lost	Pts
1	3	3	0	0	6
2	3	2	0	1	4
3	3	1	0	2	2
4	3	0	0	3	0

Semifinal

Final

RIBEIRO Lucelia (BRA)
GUTIERREZ Yaneya (CUB)

RIBEIRO L
PTS 1:0

Match 57
25 JUL

RIBEIRO L (Gold)
ESCANDON A (Silver)

ESCANDON Ana (COL)
GUILLEN Yoly (VEN)

ESCANDON A
RSC *

Classification

Date	Start Time	Teams	Match Phase	Result
WED 25 JUL	13:05	LIRA Y(MEX) Vs. HOOI A(AHO)	to 5th-8th Pos	PTS 5:0
	13:05	SOFFIA S(CHI) Vs. SIERRA J(DOM)	to 5th-8th Pos	PTS 0:4
	13:20	HOOI A(AHO) Vs. SOFFIA S(CHI)	7-8 Position	PTS 0:1 *
	13:20	LIRA Y(MEX) Vs. SIERRA J(DOM)	5-6 Position	PTS 0:2
	13:35	RIBEIRO L(BRA) Vs. GUTIERREZ Y(CUB)	Semifinal	PTS 1:0
	13:35	ESCANDON A(COL) Vs. GUILLEN Y(VEN)	Semifinal	RSC *
	16:30	RIBEIRO L(BRA) Vs. ESCANDON A(COL)	Final	PTS 2:1

Final Standings

Medal	Rank	Name	NOC
Gold	1	RIBEIRO Lucelia	BRA
Silver	2	ESCANDON Ana	COL
Bronze	3	GUILLEN Yoly	VEN
Bronze	3	GUTIERREZ Yaneya	CUB
	5	SIERRA Johany	DOM
	6	LIRA Yadira	MEX
	7	SOFFIA Stephanie	CHI
	8	HOOI Almarisca	AHO



Miécimo da Silva Sports Complex
Complejo Miécimo da Silva
Complexo Miécimo da Silva

Karate
Karate / Karatê

Women's Under 53kg
Mujeres Hasta 53kg

Medallists

Medallista / Medalhistas

THU 26 JULY 2007

Medal	Name	NOC
GOLD	GONZALEZ Cheili	GUA - Guatemala
SILVER	KUMIZAKI Valeria	BRA - Brazil
BRONZE	GUILLETTE Jennifer	CAN - Canada
BRONZE	REYES Jessy	CHI - Chile



Miécimo da Silva Sports Complex
Complejo Miécimo da Silva
Complexo Miécimo da Silva

Karate
Karate / Karatê

Women's Under 60kg
Mujeres Hasta 60kg

Medallists

Medallista / Medalhistas

FRI 27 JULY 2007

Medal	Name	NOC
GOLD	RODRIGUEZ Heidi	DOM - Dominican Republic
SILVER	GUTIERREZ Bertha	MEX - Mexico
BRONZE	ARIAS Carmen	ECU - Ecuador
BRONZE	BOJAICO Susana	PER - Peru



Miécimo da Silva Sports Complex
Complejo Miécimo da Silva
Complexo Miécimo da Silva

Karate
Karate / Karatê

Women's Over 60kg
Mujeres Más de 60kg

Medallists

Medallista / Medalhistas

WED 25 JULY 2007

Medal	Name	NOC
GOLD	RIBEIRO Lucelia	BRA - Brazil
SILVER	ESCANDON Ana	COL - Colombia
BRONZE	GUILLEN Yoly	VEN - Venezuela
BRONZE	GUTIERREZ Yaneya	CUB - Cuba



Miécimo da Silva Sports Complex
Complejo Miécimo da Silva
Complexo Miécimo da Silva

Karate
Karate / Karatê

Men's Under 60kg
Hombres Menos de 60kg / Até 60kg - Masculino

Entry list by Weight Category

Lista de Inscripciones por Categoría de Peso / Lista de Inscrições por Categoria de Peso

As of 24 JUL 2007

NOC Code	NOC	Bib Number	Name	Date Of Birth	Height m / ft in
ARG	Argentina	2	NIEVAS Francisco	17 FEB 1987	1.67/5'6"
BRA	Brazil	10	BROSE Douglas	11 DEC 1985	1.68/5'6"
CHI	Chile	22	SOFFIA Miguel	16 SEP 1978	
CUB	Cuba	29	TAMAME Eynar	23 NOV 1979	
DOM	Dominican Republic	35	SOSA Norberto	23 FEB 1983	
ESA	El Salvador	46	GALAN Carlos	4 FEB 1986	1.68/5'6"
MEX	Mexico	56	NAVARRO Ruben	2 JAN 1984	
PUR	Puerto Rico	63	RODRIGUES Jesus	29 JUN 1983	1.75/5'9"

**Miécimo da Silva Sports Complex**Complejo Miécimo da Silva
Complexo Miécimo da Silva**Karate**

Karate / Karatê

Men's 60kg-65kg

Hombres Menos 65kg / Masculino 60kg-65kg

Entry list by Weight Category

Lista de Inscripciones por Categoría de Peso / Lista de Inscrições por Categoria de Peso

As of 24 JUL 2007

NOC Code	NOC	Bib Number	Name	Date Of Birth	Height m / ft in
ARG	Argentina	3	MARTINEZ Lucio	16 NOV 1971	1.70/5'7"
BRA	Brazil	11	LOURENÇO Carlos	4 JUN 1985	1.73/5'8"
DOM	Dominican Republic	36	ZABALA Alberto	15 NOV 1979	
ECU	Ecuador	42	ONTANEDA Mero J.	6 SEP 1986	1.75/5'9"
ESA	El Salvador	47	PEREZ Aron	19 APR 1987	1.68/5'6"
GUA	Guatemala	51	de LEON Jose J.	15 JAN 1979	
MEX	Mexico	57	SIAS Rolando	21 JUL 1987	
VEN	Venezuela	69	PLUMACHER Luis	17 MAR 1983	



Miécimo da Silva Sports Complex
Complejo Miécimo da Silva
Complexo Miécimo da Silva

Karate
Karate / Karatê

Men's 65kg-70kg
Hombres 65kg-70kg / Masculino 65kg-70kg

Entry list by Weight Category

Lista de Inscripciones por Categoría de Peso / Lista de Inscrições por Categoria de Peso

As of 24 JUL 2007

NOC Code	NOC	Bib Number	Name	Date Of Birth	Height m / ft in
ARG	Argentina	4	PARRA Fernando	2 FEB 1977	1.75/5'9"
BRA	Brazil	12	SOUZA Vinicius	4 JUL 1985	1.85/6'1"
CAN	Canada	18	BAGHBANI Saeed	28 MAR 1983	
DOM	Dominican Republic	37	MANCEBO Alberto	1 JAN 1982	
ECU	Ecuador	43	VIVEROS Daniel	20 FEB 1988	1.69/5'7"
ESA	El Salvador	48	BARILLAS Emilio	10 AUG 1980	1.65/5'5"
NCA	Nicaragua	59	LANTT Emmett	25 JAN 1981	
VEN	Venezuela	70	PEÑA Jean Carlos	24 OCT 1979	



Miécimo da Silva Sports Complex
Complejo Miécimo da Silva
Complexo Miécimo da Silva

Karate
Karate / Karatê

Men's 70kg-75kg
Hombres 70kg-75kg / Masculino 70kg-75kg

Entry list by Weight Category

Lista de Inscripciones por Categoría de Peso / Lista de Inscrições por Categoria de Peso

As of 24 JUL 2007

NOC Code	NOC	Bib Number	Name	Date Of Birth	Height m / ft in
ARG	Argentina	5	ICASATI Franco	7 MAR 1982	1.77/5'10"
BRA	Brazil	13	DUPRAT Caio	30 OCT 1986	1.82/6'0"
CHI	Chile	23	DUBO David	26 JAN 1986	
CUB	Cuba	30	ZARAGOZA Jorge	21 JAN 1984	
DOM	Dominican Republic	38	DIONISIO Gustavo	18 JAN 1983	
ESA	El Salvador	49	SERRANO Williams	21 AUG 1983	1.69/5'7"
GUA	Guatemala	52	VILLENA Daniel	19 MAY 1985	
MEX	Mexico	58	OVIEDO Emilio	17 AUG 1978	



Miécimo da Silva Sports Complex
Complejo Miécimo da Silva
Complexo Miécimo da Silva

Karate
Karate / Karatê

Men's 75Kg- 80kg
Hombres 75Kg- 80kg / Masculino 75Kg- 80kg

Entry list by Weight Category

Lista de Inscripciones por Categoría de Peso / Lista de Inscrições por Categoria de Peso

As of 24 JUL 2007

NOC Code	NOC	Bib Number	Name	Date Of Birth	Height m / ft in
BRA	Brazil	14	SARDEMBERG Nelson	1 AUG 1971	1.80/5'11"
CAN	Canada	19	POIRIER Philippe	1 DEC 1980	
CHI	Chile	24	BORQUEZ Diego	27 JAN 1976	
COL	Colombia	26	OCORO Gilbert	19 AUG 1980	
CUB	Cuba	31	MARQUEZ Yilexis	19 MAY 1986	
DOM	Dominican Republic	39	SALOMON Rubiel	8 MAY 1981	
NCA	Nicaragua	60	VALLECILLO Norlan	10 NOV 1980	1.75/5'9"
VEN	Venezuela	71	HERRERA Cesar	10 DEC 1984	

**Miécimo da Silva Sports Complex**Complejo Miécimo da Silva
Complexo Miécimo da Silva**Karate**

Karate / Karatê

Men's Over 80kg

Hombres Más de 80kg / Masculino Más de 80kg

Entry list by Weight Category

Lista de Inscripciones por Categoría de Peso / Lista de Inscrições por Categoria de Peso

As of 24 JUL 2007

NOC Code	NOC	Bib Number	Name	Date Of Birth	Height m / ft in
ARG	Argentina	6	MONZON Leandro	9 MAR 1984	1.87/6'2"
BRA	Brazil	15	SANTOS Juarez	12 APR 1979	1.83/6'0"
CUB	Cuba	32	ROQUE Midiet	13 NOV 1981	
DOM	Dominican Republic	40	VALDEZ Juan C.	13 JAN 1980	
ECU	Ecuador	44	HEREDIA Andres	8 AUG 1983	1.72/5'8"
URU	Uruguay	64	COSTA Manuel	31 MAR 1975	
USA	United States of America	65	FINEGAN Willian	1 JAN 1981	
VEN	Venezuela	72	TORO Mario	6 OCT 1980	

Round Summary

Resumen de la Ronda / Sumário da Rodada

Round Robin

Pool 1	NOC	CUB	ARG	CHI	PUR
TAMAME E	CUB	----	W-L	W-L	W-L
NIEVAS F	ARG	L-W	----	W-L	W-L
SOFFIA M	CHI	L-W	L-W	----	W-L
RODRIGUES J	PUR	L-W	L-W	L-W	----

Rank	PLD	Won	Tie	Lost	Pts
1	3	3	0	0	6
2	3	2	0	1	4
3	3	1	0	2	2
4	3	0	0	3	0

Pool 2	NOC	BRA	DOM	MEX	ESA
BROSE D	BRA	----	W-L	-	-
SOSA N	DOM	L-W	----	W-L	W-L
NAVARRO R	MEX	-	L-W	----	W-L
GALAN C	ESA	-	L-W	L-W	----

Rank	PLD	Won	Tie	Lost	Pts
1	3	1	2	0	4
2	3	2	0	1	4
3	3	1	1	1	3
4	3	0	1	2	1

Semifinal

Final

TAMAME Eynar (CUB) SOSA Norberto (DOM)	TAMAME E PTS 4:2	Match 55 27 JUL	NIEVAS F (Gold) TAMAME E (Silver)
NIEVAS Francisco (ARG) BROSE Douglas (BRA)	NIEVAS F PTS 5:4		

Classification

Date	Start Time	Teams	Match Phase	Result
FRI 27 JUL	13:00	SOFFIA M(CHI) Vs. GALAN C(ESA)	to 5th-8th Pos	PTS 7:4
	13:05	RODRIGUES J(PUR) Vs. NAVARRO R(MEX)	to 5th-8th Pos	PTS 1:2 *
	13:10	GALAN C(ESA) Vs. RODRIGUES J(PUR)	7-8 Position	PTS 6:8
	13:15	SOFFIA M(CHI) Vs. NAVARRO R(MEX)	5-6 Position	PTS 2:0
	14:00	TAMAME E(CUB) Vs. SOSA N(DOM)	Semifinal	PTS 4:2
	14:05	NIEVAS F(ARG) Vs. BROSE D(BRA)	Semifinal	PTS 5:4
	16:00	TAMAME E(CUB) Vs. NIEVAS F(ARG)	Final	PTS 3:4

Final Standings

Medal	Rank	Name	NOC
Gold	1	NIEVAS Francisco	ARG
Silver	2	TAMAME Eynar	CUB
Bronze	3	SOSA Norberto	DOM
Bronze	3	BROSE Douglas	BRA
	5	SOFFIA Miguel	CHI
	6	NAVARRO Ruben	MEX
	7	RODRIGUES Jesus	PUR
	8	GALAN Carlos	ESA

Round Summary

Resumen de la Ronda / Sumário da Rodada

Round Robin

Pool 1	NOC	ESA	ARG	ECU	MEX
PEREZ A	ESA	-----	W-L	-	W-L
MARTINEZ L	ARG	L-W	-----	W-L	W-L
ONTANEDA MJ	ECU	-	L-W	-----	W-L
SIAS R	MEX	L-W	L-W	L-W	-----

Rank	PLD	Won	Tie	Lost	Pts
1	3	2	1	0	5
2	3	2	0	1	4
3	3	1	1	1	3
4	3	0	0	3	0

Pool 2	NOC	VEN	BRA	DOM	GUA
PLUMACHER L	VEN	-----	W-L	W-L	W-L
LOURENÇO C	BRA	L-W	-----	W-L	W-L
ZABALA A	DOM	L-W	L-W	-----	W-L
de LEON JJ	GUA	L-W	L-W	L-W	-----

Rank	PLD	Won	Tie	Lost	Pts
1	3	3	0	0	6
2	3	2	0	1	4
3	3	1	0	2	2
4	3	0	0	3	0

Semifinal

Final

PEREZ Aron (ESA)
LOURENÇO Carlos (BRA)

LOURENÇO C
PTS 1:6

Match 56
25 JUL

PLUMACHER L (Gold)
LOURENÇO C (Silver)

MARTINEZ Lucio (ARG)
PLUMACHER Luis (VEN)

PLUMACHER L
PTS 0:4

Classification

Date	Start Time	Teams	Match Phase	Result
WED 25 JUL	11:55	ONTANEDA MJ(ECU) Vs. de LEON JJ(GUA)	to 5th-8th Pos	SUP 0:0 *
	11:55	SIAS R(MEX) Vs. ZABALA A(DOM)	to 5th-8th Pos	KIK
	12:00	de LEON JJ(GUA) Vs. ZABALA A(DOM)	7-8 Position	SUP 2:2 *
	12:05	PEREZ A(ESA) Vs. LOURENÇO C(BRA)	Semifinal	PTS 1:6
	12:10	ONTANEDA MJ(ECU) Vs. SIAS R(MEX)	5-6 Position	RSC *
	12:15	MARTINEZ L(ARG) Vs. PLUMACHER L(VEN)	Semifinal	PTS 0:4
	16:15	LOURENÇO C(BRA) Vs. PLUMACHER L(VEN)	Final	PTS 1:2

Final Standings

Medal	Rank	Name	NOC
Gold	1	PLUMACHER Luis	VEN
Silver	2	LOURENÇO Carlos	BRA
Bronze	3	MARTINEZ Lucio	ARG
Bronze	3	PEREZ Aron	ESA
	5	SIAS Rolando	MEX
	6	ONTANEDA Mero J.	ECU
	7	ZABALA Alberto	DOM
	8	de LEON Jose J.	GUA

Round Summary

Resumen de la Ronda / Sumário da Rodada

Round Robin

Pool 1	NOC	CAN	BRA	ARG	ESA
BAGHBANI S	CAN	-----	W-L	W-L	W-L
SOUZA V	BRA	L-W	-----	W-L	W-L
PARRA F	ARG	L-W	L-W	-----	-
BARILLAS E	ESA	L-W	L-W	-	-----

Rank	PLD	Won	Tie	Lost	Pts
1	3	3	0	0	6
2	3	2	0	1	4
3	3	0	1	2	1
4	3	0	1	2	1

Pool 2	NOC	VEN	DOM	ECU	NCA
PEÑA JC	VEN	-----	W-L	W-L	W-L
MANCEBO A	DOM	L-W	-----	W-L	W-L
VIVEROS D	ECU	L-W	L-W	-----	W-L
LANTT E	NCA	L-W	L-W	L-W	-----

Rank	PLD	Won	Tie	Lost	Pts
1	3	3	0	0	6
2	3	2	0	1	4
3	3	1	0	2	2
4	3	0	0	3	0

Semifinal

Final

BAGHBANI Saeed (CAN)
MANCEBO Alberto (DOM)

BAGHBANI S
PTS 4:2

Match 56
27 JUL

BAGHBANI S (Gold)
PEÑA JC (Silver)

SOUZA Vinicius (BRA)
PEÑA Jean Carlos (VEN)

PEÑA JC
PTS 5:6 *

Classification

Date	Start Time	Teams	Match Phase	Result
FRI 27 JUL	13:20	PARRA F(ARG) Vs. LANTT E(NCA)	to 5th-8th Pos	PTS 6:8
	13:25	BARILLAS E(ESA) Vs. VIVEROS D(ECU)	to 5th-8th Pos	PTS 1:0
	13:30	PARRA F(ARG) Vs. VIVEROS D(ECU)	7-8 Position	PTS 3:2 *
	13:35	LANTT E(NCA) Vs. BARILLAS E(ESA)	5-6 Position	PTS 1:0
	14:15	BAGHBANI S(CAN) Vs. MANCEBO A(DOM)	Semifinal	PTS 4:2
	14:20	SOUZA V(BRA) Vs. PEÑA JC(VEN)	Semifinal	PTS 5:6 *
	16:15	BAGHBANI S(CAN) Vs. PEÑA JC(VEN)	Final	PTS 3:2

Final Standings

Medal	Rank	Name	NOC
Gold	1	BAGHBANI Saeed	CAN
Silver	2	PEÑA Jean Carlos	VEN
Bronze	3	MANCEBO Alberto	DOM
Bronze	3	SOUZA Vinicius	BRA
	5	LANTT Emmett	NCA
	6	BARILLAS Emilio	ESA
	7	PARRA Fernando	ARG
	8	VIVEROS Daniel	ECU

Round Summary

Resumen de la Ronda / Sumário da Rodada

Round Robin

Pool 1	NOC	CUB	DOM	BRA	ARG
ZARAGOZA J	CUB	----	W-L	-	-
DIONISIO G	DOM	L-W	----	W-L	-
DUPRAT C	BRA	-	L-W	----	W-L
ICASATI F	ARG	-	-	L-W	----

Rank	PLD	Won	Tie	Lost	Pts
1	3	1	2	0	4
2	3	1	1	1	3
3	3	1	1	1	3
4	3	0	2	1	2

Pool 2	NOC	CHI	ESA	MEX	GUA
DUBO D	CHI	----	W-L	L-W	W-L
SERRANO W	ESA	L-W	----	W-L	W-L
OVIEDO E	MEX	W-L	L-W	----	W-L
VILLENA D	GUA	L-W	L-W	L-W	----

Rank	PLD	Won	Tie	Lost	Pts
1	3	2	0	1	4
2	3	2	0	1	4
3	3	2	0	1	4
4	3	0	0	3	0

Semifinal

Final

ZARAGOZA Jorge (CUB) SERRANO Williams (ESA)	ZARAGOZA J PTS 10:0	Match 56 26 JUL	DIONISIO G (Gold) ZARAGOZA J (Silver)
DIONISIO Gustavo (DOM) DUBO David (CHI)	DIONISIO G PTS 3:2 *		

Classification

Date	Start Time	Teams	Match Phase	Result
THU 26 JUL	12:00	DUPRAT C(BRA) Vs. VILLENA D(GUA)	to 5th-8th Pos	KIK
	12:10	ICASATI F(ARG) Vs. OVIEDO E(MEX)	to 5th-8th Pos	KIK
	12:20	DUPRAT C(BRA) Vs. OVIEDO E(MEX)	5-6 Position	PTS 1:4
	12:35	DIONISIO G(DOM) Vs. DUBO D(CHI)	Semifinal	PTS 3:2 *
	12:45	ZARAGOZA J(CUB) Vs. SERRANO W(ESA)	Semifinal	PTS 10:0
	13:00	VILLENA D(GUA) Vs. ICASATI F(ARG)	7-8 Position	--
	16:10	ZARAGOZA J(CUB) Vs. DIONISIO G(DOM)	Final	PTS 4:4 *

Final Standings

Medal	Rank	Name	NOC
Gold	1	DIONISIO Gustavo	DOM
Silver	2	ZARAGOZA Jorge	CUB
Bronze	3	SERRANO Williams	ESA
Bronze	3	DUBO David	CHI
	5	OVIEDO Emilio	MEX
	6	DUPRAT Caio	BRA
	7	VILLENA Daniel	GUA
	8	ICASATI Franco	ARG

Round Summary

Resumen de la Ronda / Sumário da Rodada

Round Robin

Pool 1	NOC	BRA	COL	VEN	CUB
SARDEMBERG N	BRA	-----	-	W-L	W-L
OCORO G	COL	-	-----	W-L	L-W
HERRERA C	VEN	L-W	L-W	-----	W-L
MARQUEZ Y	CUB	L-W	W-L	L-W	-----

Rank	PLD	Won	Tie	Lost	Pts
1	3	2	1	0	5
2	3	1	1	1	3
3	3	1	0	2	2
4	3	1	0	2	2

Pool 2	NOC	CAN	CHI	DOM	NCA
POIRIER P	CAN	-----	W-L	-	W-L
BORQUEZ D	CHI	L-W	-----	W-L	W-L
SALOMON R	DOM	-	L-W	-----	W-L
VALLECILLO N	NCA	L-W	L-W	L-W	-----

Rank	PLD	Won	Tie	Lost	Pts
1	3	2	1	0	5
2	3	2	0	1	4
3	3	1	1	1	3
4	3	0	0	3	0

Semifinal

Final

SARDEMBERG Nelson (BRA)
BORQUEZ Diego (CHI)

BORQUEZ D
PTS 4:5

Match 55
26 JUL

BORQUEZ D (Gold)
OCORO G (Silver)

OCORO Gilbert (COL)
POIRIER Philippe (CAN)

OCORO G
PTS 2:1 *

Classification

Date	Start Time	Teams	Match Phase	Result
THU 26 JUL	13:00	HERRERA C(VEN) Vs. VALLECILLO N(NCA)	to 5th-8th Pos	KO 3:00
	13:10	MARQUEZ Y(CUB) Vs. SALOMON R(DOM)	to 5th-8th Pos	PTS 3:2 *
	13:20	VALLECILLO N(NCA) Vs. SALOMON R(DOM)	7-8 Position	--
	13:30	HERRERA C(VEN) Vs. MARQUEZ Y(CUB)	5-6 Position	--
	13:40	SARDEMBERG N(BRA) Vs. BORQUEZ D(CHI)	Semifinal	PTS 4:5
	13:50	OCORO G(COL) Vs. POIRIER P(CAN)	Semifinal	PTS 2:1 *
	16:00	BORQUEZ D(CHI) Vs. OCORO G(COL)	Final	PTS 2:0

Final Standings

Medal	Rank	Name	NOC
Gold	1	BORQUEZ Diego	CHI
Silver	2	OCORO Gilbert	COL
Bronze	3	SARDEMBERG Nelson	BRA
Bronze	3	POIRIER Philippe	CAN
	5	MARQUEZ Yilexis	CUB
	6	HERRERA Cesar	VEN
	7	VALLECILLO Norlan	NCA
	8	SALOMON Rubiel	DOM

Round Summary

Resumen de la Ronda / Sumário da Rodada

Round Robin

Pool 1	NOC	BRA	ECU	ARG	USA
SANTOS J	BRA	-----	W-L	W-L	W-L
HEREDIA A	ECU	L-W	-----	-	W-L
MONZON L	ARG	L-W	-	-----	W-L
FINEGAN W	USA	L-W	L-W	L-W	-----

Rank	PLD	Won	Tie	Lost	Pts
1	3	3	0	0	6
2	3	1	1	1	3
3	3	1	1	1	3
4	3	0	0	3	0

Pool 2	NOC	VEN	DOM	URU	CUB
TORO M	VEN	-----	-	W-L	W-L
VALDEZ JC	DOM	-	-----	-	W-L
COSTA M	URU	L-W	-	-----	-
ROQUE M	CUB	L-W	L-W	-	-----

Rank	PLD	Won	Tie	Lost	Pts
1	3	2	1	0	5
2	3	1	2	0	4
3	3	0	2	1	2
4	3	0	1	2	1

Semifinal

Final

SANTOS Juarez (BRA)
VALDEZ Juan C. (DOM)

SANTOS J
PTS 3:2 *

Match 55
25 JUL

SANTOS J (Gold)
TORO M (Silver)

HEREDIA Andres (ECU)
TORO Mario (VEN)

TORO M
PTS 1:2

Classification

Date	Start Time	Teams	Match Phase	Result
WED 25 JUL	10:55	MONZON L(ARG) Vs. ROQUE M(CUB)	to 5th-8th Pos	PTS 1:3
	10:55	ROQUE M(CUB) Vs. FINEGAN W(USA)	5-6 Position	--
	11:00	FINEGAN W(USA) Vs. COSTA M(URU)	to 5th-8th Pos	PTS 6:1
	11:00	SANTOS J(BRA) Vs. VALDEZ JC(DOM)	Semifinal	PTS 3:2 *
	11:15	MONZON L(ARG) Vs. COSTA M(URU)	7-8 Position	PTS 3:2
	11:30	HEREDIA A(ECU) Vs. TORO M(VEN)	Semifinal	PTS 1:2
	16:00	SANTOS J(BRA) Vs. TORO M(VEN)	Final	PTS 2:0

Final Standings

Medal	Rank	Name	NOC
Gold	1	SANTOS Juarez	BRA
Silver	2	TORO Mario	VEN
Bronze	3	VALDEZ Juan C.	DOM
Bronze	3	HEREDIA Andres	ECU
	5	ROQUE Midiet	CUB
	6	FINEGAN Willian	USA
	7	MONZON Leandro	ARG
	8	COSTA Manuel	URU



Miécimo da Silva Sports Complex
Complejo Miécimo da Silva
Complexo Miécimo da Silva

Karate
Karate / Karatê

Men's Under 60kg
Hombres Menos de 60kg / Até 60kg - Masculino

Medallists

Medallista / Medalhistas

FRI 27 JULY 2007

Medal	Name	NOC
GOLD	NIEVAS Francisco	ARG - Argentina
SILVER	TAMAME Eynar	CUB - Cuba
BRONZE	SOSA Norberto	DOM - Dominican Republic
BRONZE	BROSE Douglas	BRA - Brazil



Miécimo da Silva Sports Complex
Complejo Miécimo da Silva
Complexo Miécimo da Silva

Karate
Karate / Karatê

Men's 60kg-65kg
Hombres Menos 65kg / Masculino 60kg-65kg

Medallists

Medallista / Medalhistas

WED 25 JULY 2007

Medal	Name	NOC
GOLD	PLUMACHER Luis	VEN - Venezuela
SILVER	LOURENÇO Carlos	BRA - Brazil
BRONZE	MARTINEZ Lucio	ARG - Argentina
BRONZE	PEREZ Aron	ESA - El Salvador

**Miécimo da Silva Sports Complex**Complejo Miécimo da Silva
Complexo Miécimo da Silva**Karate**

Karate / Karatê

Men's 65kg-70kg

Hombres 65kg-70kg / Masculino 65kg-70kg

Medallists

Medallista / Medalhistas

FRI 27 JULY 2007

Medal	Name	NOC
GOLD	BAGHBANI Saeed	CAN - Canada
SILVER	PEÑA Jean Carlos	VEN - Venezuela
BRONZE	MANCIBO Alberto	DOM - Dominican Republic
BRONZE	SOUZA Vinicius	BRA - Brazil

**Miécimo da Silva Sports Complex**Complejo Miécimo da Silva
Complexo Miécimo da Silva**Karate**

Karate / Karatê

Men's 70kg-75kg

Hombres 70kg-75kg / Masculino 70kg-75kg

Medallists

Medallista / Medalhistas

THU 26 JULY 2007

Medal	Name	NOC
GOLD	DIONISIO Gustavo	DOM - Dominican Republic
SILVER	ZARAGOZA Jorge	CUB - Cuba
BRONZE	SERRANO Williams	ESA - El Salvador
BRONZE	DUBO David	CHI - Chile



Miécimo da Silva Sports Complex
Complejo Miécimo da Silva
Complexo Miécimo da Silva

Karate
Karate / Karatê

Men's 75Kg- 80kg
Hombres 75Kg- 80kg / Masculino 75Kg- 80kg

Medallists

Medallista / Medalhistas

THU 26 JULY 2007

Medal	Name	NOC
GOLD	BORQUEZ Diego	CHI - Chile
SILVER	OCORO Gilbert	COL - Colombia
BRONZE	SARDEMBERG Nelson	BRA - Brazil
BRONZE	POIRIER Philippe	CAN - Canada



Miécimo da Silva Sports Complex
Complejo Miécimo da Silva
Complexo Miécimo da Silva

Karate
Karate / Karatê

Men's Over 80kg
Hombres Más de 80kg / Masculino Más de 80kg

Medallists

Medallista / Medalhistas

WED 25 JULY 2007

Medal	Name	NOC
GOLD	SANTOS Juarez	BRA - Brazil
SILVER	TORO Mario	VEN - Venezuela
BRONZE	VALDEZ Juan C.	DOM - Dominican Republic
BRONZE	HEREDIA Andres	ECU - Ecuador

Medal Standings

Posiciones de Medallas / Posições das Medalhas

As of 27 JUL 2007
 AFTER 9 OF 9 EVENTS

Rank	NOC	Men				Women				Total				Rank by Total
		G	S	B	Tot	G	S	B	Tot	G	S	B	Tot	
1	BRA - Brazil	1	1	3	5	1	1		2	2	2	3	7	1
2	DOM - Dominican Republic	1		3	4	1			1	2		3	5	2
3	VEN - Venezuela	1	2		3			1	1	1	2	1	4	3
4	CAN - Canada	1		1	2			1	1	1		2	3	=4
4	CHI - Chile	1		1	2			1	1	1		2	3	=4
6	ARG - Argentina	1		1	2					1		1	2	=7
7	GUA - Guatemala					1			1	1			1	=11
8	CUB - Cuba		2		2			1	1		2	1	3	=4
9	COL - Colombia		1		1		1		1		2		2	=7
10	MEX - Mexico						1		1		1		1	=11
11	ECU - Ecuador			1	1			1	1			2	2	=7
11	ESA - El Salvador			2	2							2	2	=7
13	PER - Peru							1	1			1	1	=11
Total		6	6	12	24	3	3	6	12	9	9	18	36	

Legend:

G Gold **S** Silver **B** Bronze **Tot** Total
 = Equal sign indicates that two or more contestants or NOCs share the same rank



Pentatlo Moderno
Pentatlón Moderno
Modern Pentathlon





Deodoro Military Club
Circulo Militar de Deodoro
Circulo Militar de Deodoro

Modern pentathlon
Pentatlón Moderno / Pentatlo Moderno

Men's Final
Final Hombres / Final Masculina

TUE 24 JUL 2007

MEDALLISTS

Medallista / Medalhistas

Medal	Name	NOC
GOLD	BREMER Eli	USA - United States of America
SILVER	VELAZQUEZ Yaniel	CUB - Cuba
BRONZE	RIKER-FOX Joshua	CAN - Canada



Deodoro Military Club
Circulo Militar de Deodoro
Circulo Militar de Deodoro

Modern pentathlon
Pentatlón Moderno / Pentatlo Moderno

Women's Final
Final Mujeres / Final Feminina

MON 23 JUL 2007

MEDALLISTS

Medallista / Medalhistas

Medal	Name	NOC
GOLD	MARQUES Yane	BRA - Brazil
SILVER	PINETTE Monica	CAN - Canada
BRONZE	KELLY Mickelle	USA - United States of America

MEDAL STANDINGS

Posiciones de medallas / Posições das Medalhas

As of 26 JUL 2007

After 2 of 2 events

Rank	NOC		Men				Women				Total				Rank by Total
			G	S	B	Total	G	S	B	Total	G	S	B	Total	
1	USA	United States of America	1	-	-	1	-	-	1	1	1	-	1	2	=1
2	CAN	Canada	-	-	1	1	-	1	-	1	-	1	1	2	=1
3	BRA	Brazil	-	-	-	-	1	-	-	1	1	-	-	1	=2
4	CUB	Cuba	-	1	-	1	-	-	-	-	-	1	-	1	=2
Total			1	1	1	3	1	1	1	3	2	2	2	6	

Legend: **G** - Gold; **S** - Silver; **B** - Bronze

'=' - Equal sign indicates that 2 or more athletes or NOCs share the same rank by total

TUE 24 JUL 2007

FINAL RESULTS

Resultados Finales / Resultados Finais

Rank	Bib No.	Name UIPM Code	NOC Code	Shoot	Fence	Swim	Ride	Run	MP Points	Time Difference
1	102	BREMER Eli M000327 - 31/05/78	USA	952 (10) 168	940 (4) 25V - 15D	1296 (1) 2:05.63	1144 (8) 70.07	1048 (7) 09:48.50	5380	0:00
2	107	VELAZQUEZ Yaniel M037721 - 12/07/87	CUB	1120 (4) 182	920 (5) 24V - 16D	1208 (6) 2:12.80	1024 (16) 92.82	1072 (6) 09:42.55	5344	0:09
3	104	RIKER-FOX Joshua M001620 - 06/09/83	CAN	1060 (5) 177	1000 (2) 28V - 12D	1188 (9) 2:14.37	1080 (14) 77.63	1000 (11) 10:00.25	5328	0:13
4	103	GARCIA Andres M001169 - 30/09/76	MEX	952 (9) 168	880 (8) 22V - 18D	1228 (4) 2:11.18	1120 (12) 81.43	1080 (4) 09:40.31	5260	0:30
5	118	BUSTOS Cristian M001178 - 16/07/83	CHI	1000 (7) 172	880 (8) 22V - 18D	1128 (15) 2:19.33	1136 (11) 79.20	1088 (2) 09:38.05	5232	0:37
6	101	BOWSHER Denis M002114 - 07/04/83	USA	1120 (3) 182	660 (17) 11V - 29D	1256 (2) 2:08.95	1144 (9) 68.46	1020 (9) 09:55.01	5200	0:45
7	109	SOTO Oscar M001348 - 09/06/83	MEX	1120 (2) 182	880 (8) 22V - 18D	1184 (12) 2:14.70	916 (19) 73.17	1080 (3) 09:40.25	5180	0:50
8	105	SANTOS Daniel M000644 - 31/10/78	BRA	868 (14) 161	1040 (1) 30V - 10D	1196 (7) 2:13.75	1144 (7) 71.14	892 (15) 10:27.55	5140	1:00
9	119	PAPADOPOLLO Nikkos M004692 - 10/04/90	GUA	952 (12) 168	800 (15) 18V - 22D	1192 (8) 2:14.01	1200 (2) 70.50	952 (14) 10:12.16	5096	1:11
10	106	ROMAO Wagner M001019 - 05/09/78	BRA	952 (11) 168	840 (13) 20V - 20D	1216 (5) 2:12.21	1084 (13) 74.03	984 (12) 10:04.00	5076	1:16
11	108	GUIJIAN Jose M000199 - 12/02/80	PAN	832 (15) 158	880 (8) 22V - 18D	1056 (18) 2:25.47	1172 (4) 72.33	1136 (1) 09:26.70	5076	1:16
12	116	TISI Gonzalo M000283 - 23/01/80	CHI	772 (20) 153	920 (5) 24V - 16D	1116 (17) 2:20.37	1172 (5) 69.17	1032 (8) 09:52.95	5012	1:32
13	113	MAYNARD Tik M001496 - 26/01/82	CAN	820 (17) 157	896 (7) 24V - 16D	1124 (16) 2:19.83	1144 (10) 62.38	1012 (10) 09:57.95	4996	1:36
14	112	ABREU Jesus M001666 - 10/07/83	DOM	832 (16) 158	1000 (2) 28V - 12D	1160 (14) 2:16.90	1200 (1) 72.49	700 (17) 11:15.01	4892	2:02
15	111	ZAPATA Emmanuel M005070 - 07/10/86	ARG	784 (19) 154	660 (17) 11V - 29D	1184 (11) 2:14.69	1172 (3) 72.41	980 (13) 10:05.70	4780	2:30
16	110	BENJAMIN Julio M005073 - 01/10/88	DOM	940 (13) 167	880 (8) 22V - 18D	1248 (3) 2:09.64	940 (18) 88.27	692 (19) 11:17.76	4700	2:50
17	115	SALAS Eduardo M002911 - 22/09/82	VEN	676 (21) 145	640 (20) 10V - 30D	1164 (13) 2:16.63	1060 (15) 60.36	1076 (5) 09:41.36	4616	3:11
18	114	ACOSTA Armando M002182 - 11/02/74	ARG	964 (8) 169	840 (13) 20V - 20D	940 (20) 2:35.31	888 (20) 94.36	760 (16) 11:00.00	4392	4:07
19	121	SIRI Luis M004732 - 11/02/82	URU	808 (18) 156	660 (17) 11V - 29D	1044 (19) 2:26.38	1004 (17) 97.62	664 (20) 11:24.00	4180	5:00
20	120	BENAVIDES Luis M005061 - 27/03/77	URU	1060 (6) 177	600 (21) 8V - 32D	892 (21) 2:39.12	1144 (6) 73.57	460 (21) 12:15.45	4156	5:06
21	117	PEREZ Otto M002990 - 27/03/87	GUA	1132 (1) 183	720 (16) 14V - 26D	1188 (10) 2:14.39	0 (21) DNF	696 (18) 11:16.95	3736	6:51

Legend: V=Victory; D=Defeat; DNF = Did Not Finish;

RESULTS

Resultados / Resultados

Rank	Bib No.	Name	NOC Code	Time	Penalties	MP Points	Status
1	108	GUITIAN Jose	PAN	9:26.70		1136	
2	118	BUSTOS Cristian	CHI	9:38.05		1088	
3	109	SOTO Oscar	MEX	9:40.25		1080	
4	103	GARCIA Andres	MEX	9:40.31		1080	
5	115	SALAS Eduardo	VEN	9:41.36		1076	
6	107	VELAZQUEZ Yaniel	CUB	9:42.55		1072	
7	102	BREMER Eli	USA	9:48.50		1048	
8	116	TISI Gonzalo	CHI	9:52.95		1032	
9	101	BOWSHER Denis	USA	9:55.01		1020	
10	113	MAYNARD Tik	CAN	9:57.95		1012	
11	104	RIKER-FOX Joshua	CAN	10:00.25		1000	
12	106	ROMAO Wagner	BRA	10:04.00		984	
13	111	ZAPATA Emmanuel	ARG	10:05.70		980	
14	119	PAPADOPOLO Nikkos	GUA	10:12.16		952	
15	105	SANTOS Daniel	BRA	10:27.55		892	
16	114	ACOSTA Armando	ARG	11:00.00		760	
17	112	ABREU Jesus	DOM	11:15.01		700	
18	117	PEREZ Otto	GUA	11:16.95		696	
19	110	BENJAMIN Julio	DOM	11:17.76		692	
20	121	SIRI Luis	URU	11:24.00		664	
21	120	BENAVIDES Luis	URU	12:15.45		460	



Deodoro Military Club
Círculo Militar de Deodoro
Círculo Militar de Deodoro

TUE 24 JUL 2007

Modern pentathlon
Pentatlón Moderno / Pentatlo Moderno

Men's Final
Final Hombres / Final Masculina

Running 3000m
Carrera / Corrida

START LIST

Lista de salida / Lista de Largada

Start Order	Bib No.	Name	NOC	Handicap Time
1	102	BREMER Eli	USA - United States of America	0:00
2	104	RIKER-FOX Joshua	CAN - Canada	0:01
3	107	VELAZQUEZ Yaniel	CUB - Cuba	0:15
4	105	SANTOS Daniel	BRA - Brazil	0:21
5	112	ABREU Jesus	DOM - Dominican Republic	0:35
7	103	GARCIA Andres	MEX - Mexico	0:38
6	101	BOWSHER Denis	USA - United States of America	0:38
9	118	BUSTOS Cristian	CHI - Chile	0:47
8	119	PAPADOPOLO Nikkos	GUA - Guatemala	0:47
10	109	SOTO Oscar	MEX - Mexico	0:58
11	106	ROMAO Wagner	BRA - Brazil	1:00
12	110	BENJAMIN Julio	DOM - Dominican Republic	1:21
13	113	MAYNARD Tik	CAN - Canada	1:27
14	116	TISI Gonzalo	CHI - Chile	1:28
15	108	GUITIAN Jose	PAN - Panama	1:38
16	111	ZAPATA Emmanuel	ARG - Argentina	2:13
17	120	BENAVIDES Luis	URU - Uruguay	2:39
18	114	ACOSTA Armando	ARG - Argentina	2:55
19	115	SALAS Eduardo	VEN - Venezuela	3:18
20	121	SIRI Luis	URU - Uruguay	3:24
21	117	PEREZ Otto	GUA - Guatemala	3:53



Deodoro Military Club
Circulo Militar de Deodoro
Circulo Militar de Deodoro

Modern pentathlon
Pentatlón Moderno / Pentatlo Moderno

Men's Final
Final Hombres / Final Masculina

Riding Show Jumping
Saltos / Saltos a caballo

TUE 24 JUL 2007

RESULTS

Resultados / Resultados

Rank	Bib No.	Name	NOC Code	Horse Name	Time	Penalties			MP Points	Status
						Time	Obs	Other		
1	112	ABREU Jesus	DOM	2 - LIRA ITALIANA	72.49	0	0	0	1200	
2	119	PAPADOPOLO Nikkos	GUA	15 - ULTRA LAND	70.50	0	0	0	1200	
3	111	ZAPATA Emmanuel	ARG	3 - TAI PAN	72.41	0	28	0	1172	
4	108	GUITIAN Jose	PAN	16 - LINCON	72.33	0	28	0	1172	
5	116	TISI Gonzalo	CHI	5 - ALAZAO	69.17	0	28	0	1172	
6	120	BENAVIDES Luis	URU	20 - SURPRESA	73.57	0	56	0	1144	
7	105	SANTOS Daniel	BRA	3 - TAI PAN	71.14	0	56	0	1144	
8	102	BREMER Eli	USA	18 - LEST MOON	70.07	0	56	0	1144	
9	101	BOWSHER Denis	USA	8 - LADY DAY	68.46	0	56	0	1144	
10	113	MAYNARD Tik	CAN	8 - LADY DAY	62.38	0	56	0	1144	
11	118	BUSTOS Cristian	CHI	15 - ULTRA LAND	79.20	16	28	20	1136	
12	103	GARCIA Andres	MEX	16 - LINCON	81.43	24	56	0	1120	
13	106	ROMAO Wagner	BRA	2 - LIRA ITALIANA	74.03	0	116	0	1084	
14	104	RIKER-FOX Joshua	CAN	19 - ABEESS	77.63	8	112	0	1080	
15	115	SALAS Eduardo	VEN	19 - ABEESS	60.36	0	140	0	1060	
16	107	VELAZQUEZ Yaniel	CUB	1 - RAVELA	92.82	68	108	0	1024	
17	121	SIRI Luis	URU	18 - LEST MOON	97.62	88	108	0	1004	
18	110	BENJAMIN Julio	DOM	4 - DRAGAO	88.27	52	208	0	940	
19	109	SOTO Oscar	MEX	20 - SURPRESA	73.17	0	284	0	916	
20	114	ACOSTA Armando	ARG	4 - DRAGAO	94.36	76	236	0	888	
21	117	PEREZ Otto	GUA	10 - EL PALADINO		300	1040	0	0	DNF

Legend: Obs=Obstacle; DNF = Did Not Finish;



Deodoro Military Club
Circulo Militar de Deodoro
Circulo Militar de Deodoro

TUE 24 JUL 2007

Modern pentathlon

Pentatlón Moderno / Pentatlo Moderno

Men's Final

Final Hombres / Final Masculina

Riding Show Jumping

Salto / Saltos a cavalo

START LIST

Lista de salida / Lista de Largada

Round 1

Start Order	Mounting time	Start Time	Bib No.	Name	NOC Code	Horse No.	Horse Name
1	15:00.00	15:20	106	ROMAO Wagner	BRA	2	LIRA ITALIANA
2	15:03.00	15:23	118	BUSTOS Cristian	CHI	15	ULTRA LAND
3	15:06.00	15:26	101	BOWSHER Denis	USA	8	LADY DAY
4	15:09.00	15:29	117	PEREZ Otto	GUA	10	EL PALADINO
5	15:12.00	15:32	103	GARCIA Andres	MEX	16	LINCON
6	15:15.00	15:35	110	BENJAMIN Julio	DOM	4	DRAGAO
7	15:18.00	15:38	105	SANTOS Daniel	BRA	3	TAI PAN
8	15:21.00	15:41	109	SOTO Oscar	MEX	20	SURPRESA
9	15:24.00	15:44	102	BREMER Eli	USA	18	LEST MOON
10	15:27.00	15:47	104	RIKER-FOX Joshua	CAN	19	ABEESS
11	15:30.00	15:50	107	VELAZQUEZ Yaniel	CUB	1	RAVELA

Round 2

Start Order	Mounting time	Start Time	Bib No.	Name	NOC Code	Horse No.	Horse Name
12	15:40.00	16:00	112	ABREU Jesus	DOM	2	LIRA ITALIANA
13	15:43.00	16:03	119	PAPADOPOLO Nikkos	GUA	15	ULTRA LAND
14	15:46.00	16:06	113	MAYNARD Tik	CAN	8	LADY DAY
15	15:49.00	16:09	116	TISI Gonzalo	CHI	5	ALAZAO
16	15:52.00	16:12	108	GUITIAN Jose	PAN	16	LINCON
17	15:55.00	16:15	114	ACOSTA Armando	ARG	4	DRAGAO
18	15:58.00	16:18	111	ZAPATA Emmanuel	ARG	3	TAI PAN
19	16:01.00	16:21	120	BENAVIDES Luis	URU	20	SURPRESA
20	16:04.00	16:24	121	SIRI Luis	URU	18	LEST MOON
21	16:07.00	16:27	115	SALAS Eduardo	VEN	19	ABEESS



Deodoro Military Club
Circulo Militar de Deodoro
Circulo Militar de Deodoro

TUE 24 JUL 2007

Modern pentathlon

Pentatlo Moderno / Pentatlón Moderno

Men's Final

Final Hombres / Final Masculina

Riding Show Jumping

Salto / Saltos a cavalo

COMPETITION HORSES

Caballos de la competición / Cavalos da Competição

Horses	
No.	Name
1	RAVELA
2	LIRA ITALIANA
3	TAI PAN
4	DRAGAO
8	LADY DAY
10	EL PALADINO
15	ULTRA LAND
16	LINCON
18	LEST MOON
19	ABEESS
20	SURPRESA

RESERVE HORSES

5	ALAZAO	1st reserve
14	ESPLANADA DO RINCAO	2nd reserve
17	GALAPEIRA	3rd reserve

Total Horses: 14

RESULTS

Resultados / Resultados

Rank	Bib No.	Name	NOC code	Split Time			Final Time	Penalties	MP Points	Status
				50 m	100 m	150 m				
1	102	BREMER Eli	USA		.59.87		2:05.63		1296	
2	101	BOWSHER Denis	USA		1.02.21		2:08.95		1256	
3	110	BENJAMIN Julio	DOM		1.02.57		2:09.64		1248	
4	103	GARCIA Andres	MEX		1.04.02		2:11.18		1228	
5	106	ROMAO Wagner	BRA		1.03.56		2:12.21		1216	
6	107	VELAZQUEZ Yaniel	CUB		1.03.22		2:12.80		1208	
7	105	SANTOS Daniel	BRA		1.04.38		2:13.75		1196	
8	119	PAPADOPOLO Nikkos	GUA		1.04.29		2:14.01		1192	
9	104	RIKER-FOX Joshua	CAN		1.04.53		2:14.37		1188	
10	117	PEREZ Otto	GUA		1.04.46		2:14.39		1188	
11	111	ZAPATA Emmanuel	ARG		1.02.85		2:14.69		1184	
12	109	SOTO Oscar	MEX		1.06.54		2:14.70		1184	
13	115	SALAS Eduardo	VEN		1.04.43		2:16.63		1164	
14	112	ABREU Jesus	DOM		1.03.63		2:16.90		1160	
15	118	BUSTOS Cristian	CHI		1.05.63		2:19.33		1128	
16	113	MAYNARD Tik	CAN		1.07.10		2:19.83		1124	
17	116	TISI Gonzalo	CHI		1.07.04		2:20.37		1116	
18	108	GUITIAN Jose	PAN		1.08.01		2:25.47		1056	
19	121	SIRI Luis	URU		1.07.08		2:26.38		1044	
20	114	ACOSTA Armando	ARG		1.11.28		2:35.31		940	
21	120	BENAVIDES Luis	URU		1.11.74		2:39.12		892	



Deodoro Military Club
Círculo Militar de Deodoro
Círculo Militar de Deodoro

TUE 24 JUL 2007

Modern pentathlon
Pentatlón Moderno / Pentatlo Moderno

Men's Final
Final Hombres / Final Masculina

Swimming 200m Freestyle
Natación / Natação

START LIST

Lista de salida / Lista de Largada

	Lane	Bib No	Name	NOC	Last 12 Months Best Time
HEAT 1 :	2	120	BENAVIDES Luis	URU - Uruguay	2:44.66
	3	121	SIRI Luis	URU - Uruguay	2:31.00
	4	114	ACOSTA Armando	ARG - Argentina	2:21.00
	5	116	TISI Gonzalo	CHI - Chile	2:22.31
	6	108	GUITIAN Jose	PAN - Panama	2:34.89
	HEAT 2 :	1	117	PEREZ Otto	GUA - Guatemala
2		119	PAPADOPOLO Nikkos	GUA - Guatemala	2:15.70
3		103	GARCIA Andres	MEX - Mexico	2:14.46
4		106	ROMAO Wagner	BRA - Brazil	2:13.30
5		112	ABREU Jesus	DOM - Dominican Republic	2:14.40
6		105	SANTOS Daniel	BRA - Brazil	2:15.66
7		118	BUSTOS Cristian	CHI - Chile	2:17.46
8		111	ZAPATA Emmanuel	ARG - Argentina	2:18.00
HEAT 3 :	1	109	SOTO Oscar	MEX - Mexico	2:13.21
	2	107	VELAZQUEZ Yaniel	CUB - Cuba	2:11.76
	3	115	SALAS Eduardo	VEN - Venezuela	2:10.30
	4	102	BREMER Eli	USA - United States of America	2:04.84
	5	110	BENJAMIN Julio	DOM - Dominican Republic	2:08.08
	6	101	BOWSHER Denis	USA - United States of America	2:11.71
	7	104	RIKER-FOX Joshua	CAN - Canada	2:12.42
	8	113	MAYNARD Tik	CAN - Canada	2:13.30

RESULTS

Resultados / Resultados

Rank	Bib No.	Name	NOC Code	Victories	Defeats	Penalties	MP Points	Status
1	105	SANTOS Daniel	BRA	30	10	0	1.040	
2	104	RIKER-FOX Joshua	CAN	28	12	0	1.000	
2	112	ABREU Jesus	DOM	28	12	0	1.000	
4	102	BREMER Eli	USA	25	15	0	940	
5	107	VELAZQUEZ Yaniel	CUB	24	16	0	920	
5	116	TISI Gonzalo	CHI	24	16	0	920	
7	113	MAYNARD Tik	CAN	24	16	24	896	
8	103	GARCIA Andres	MEX	22	18	0	880	
8	108	GUITIAN Jose	PAN	22	18	0	880	
8	109	SOTO Oscar	MEX	22	18	0	880	
8	110	BENJAMIN Julio	DOM	22	18	0	880	
8	118	BUSTOS Cristian	CHI	22	18	0	880	
13	106	ROMAO Wagner	BRA	20	20	0	840	
13	114	ACOSTA Armando	ARG	20	20	0	840	
15	119	PAPADOPOLO Nikkos	GUA	18	22	0	800	
16	117	PEREZ Otto	GUA	14	26	0	720	
17	101	BOWSHER Denis	USA	11	29	0	660	
17	111	ZAPATA Emmanuel	ARG	11	29	0	660	
17	121	SIRI Luis	URU	11	29	0	660	
20	115	SALAS Eduardo	VEN	10	30	0	640	
21	120	BENAVIDES Luis	URU	8	32	0	600	

BOUT SUMMARY

Resumen del combate / Sumário dos Assaltos

Bib No	Name	NOC Code	Bouts																			Pen	V	D	Points								
			1	2	3	4	5	6	7	8	9	10	11	12	13	14	15	16	17	18	19					20	21						
117	PEREZ Otto	GUA	1	0	1	0	2	0	2	2	0	0	2	1	0	0	0	1	1	0	1	0	0	0	14	26	720						
119	PAPADOPOLO Nikkos	GUA	1	1	1	0	1	1	2	0	1	2	1	0	2	1	1	1	0	0	1	1	1	1	1	1	1	1	1	0	18	22	800
109	SOTO Oscar	MEX	1	2	1	1	0	2	1	1	1	1	1	2	1	1	1	2	0	1	1	1	1	1	1	0	22	18	880				
103	GARCIA Andres	MEX	1	1	1	0	2	1	2	1	2	2	0	2	1	1	1	0	1	2	0	1	1	1	0	22	18	880					
108	GUITIAN Jose	PAN	2	1	2	2	0	0	1	2	2	1	2	0	1	1	1	0	1	2	1	0	1	0	22	18	880						
115	SALAS Eduardo	VEN	0	0	0	0	2	1	1	0	0	0	2	0	0	2	1	0	0	0	0	0	1	0	10	30	640						
107	VELAZQUEZ Yaniel	CUB	2	2	1	1	2	1	1	1	2	0	1	2	1	0	1	1	1	0	2	2	0	24	16	920							
121	SIRI Luis	URU	0	1	1	0	1	1	1	1	2	1	0	1	0	0	1	0	0	0	0	1	0	0	11	29	660						
120	BENAVIDES Luis	URU	0	0	1	1	0	2	1	0	1	0	1	1	0	0	1	0	0	0	0	0	0	0	8	32	600						
101	BOWSHER Denis	USA	2	1	1	0	0	1	0	1	0	2	0	0	0	0	1	0	0	0	1	1	0	0	11	29	660						
102	BREMER Eli	USA	2	2	1	0	1	2	2	2	1	2	2	2	1	1	1	0	1	0	2	0	0	25	15	940							
111	ZAPATA Emmanuel	ARG	0	0	0	2	0	0	1	1	1	2	0	1	0	0	0	1	0	0	1	1	0	11	29	660							
114	ACOSTA Armando	ARG	1	1	1	0	2	2	0	2	2	2	0	1	1	0	1	1	0	1	2	1	0	0	20	20	840						
105	SANTOS Daniel	BRA	2	1	1	1	1	2	1	2	2	2	1	2	2	2	2	2	1	2	1	1	1	0	30	10	1040						
106	ROMAO Wagner	BRA	2	1	1	1	1	0	1	1	1	1	1	2	1	0	2	2	0	1	1	0	0	20	20	840							
113	MAYNARD Tik	CAN	2	2	0	2	2	1	1	2	2	2	1	2	1	0	0	0	0	2	1	1	24	24	16	896							
104	RIKER-FOX Joshua	CAN	1	2	2	1	1	2	1	2	2	2	2	1	2	1	0	1	2	1	1	1	0	28	12	1000							
118	BUSTOS Cristian	CHI	1	1	1	0	0	2	1	2	2	2	1	2	1	0	2	2	0	1	1	0	0	22	18	880							
116	TISI Gonzalo	CHI	2	1	1	2	1	2	2	2	2	1	2	2	0	1	1	0	1	1	1	0	0	24	16	920							
110	BENJAMIN Julio	DOM	1	1	1	1	2	2	0	1	2	1	0	1	1	1	1	1	1	1	2	1	0	22	18	880							
112	ABREU Jesus	DOM	2	1	1	1	1	1	0	2	2	2	2	1	2	1	2	1	1	2	2	1	0	28	12	1000							

Legend: Pen=Penalties; V=Victory; D=Defeat; N=Double Defeat;



Deodoro Military Club
Circulo Militar de Deodoro
Circulo Militar de Deodoro

TUE 24 JUL 2007

Modern pentathlon

Pentatlón Moderno / Pentatlo Moderno

Men's Final

Final Hombres / Final Masculina

Fencing Epee One Touch

Esgrima / Esgrima

FENCING PAIRS

Parejas de Esgrima / Pares do Esgrima

Team Name	Bib No.	Name	NOC Code	Bib No.	Name	NOC Code
GUA - Guatemala	117	PEREZ O.	GUA	119	PAPADOPOLO N.	GUA
MEX - Mexico	109	SOTO O.	MEX	103	GARCIA A.	MEX
MIX1 - Mixed team 1	108	GUITIAN J.	PAN	115	SALAS E.	VEN
MIX2 - Mixed team 2	107	VELAZQUEZ Y.	CUB			
URU - Uruguay	121	SIRI L.	URU	120	BENAVIDES L.	URU
USA - United States of America	101	BOWSHER D.	USA	102	BREMER E.	USA
ARG - Argentina	111	ZAPATA E.	ARG	114	ACOSTA A.	ARG
BRA - Brazil	105	SANTOS D.	BRA	106	ROMAO W.	BRA
CAN - Canada	113	MAYNARD T.	CAN	104	RIKER-FOX J.	CAN
CHI - Chile	118	BUSTOS C.	CHI	116	TISI G.	CHI
DOM - Dominican Republic	110	BENJAMIN J.	DOM	112	ABREU J.	DOM

	Piste A	Piste B	Piste C	Piste D	Piste E	Wait
Round 0	GUA-DOM	MEX-CHI	MIX1-CAN	MIX2-BRA	URU-ARG	USA
Round 1	GUA-DOM	MEX-CHI	MIX1-CAN	MIX2-BRA	URU-ARG	USA
Round 2	DOM-CHI	GUA-CAN	MEX-BRA	MIX1-ARG	MIX2-USA	URU
Round 3	CHI-CAN	DOM-BRA	GUA-ARG	MEX-USA	MIX1-URU	MIX2
Round 4	CAN-BRA	CHI-ARG	DOM-USA	GUA-URU	MEX-MIX2	MIX1
Round 5	BRA-ARG	CAN-USA	CHI-URU	DOM-MIX2	GUA-MIX1	MEX
Round 6	ARG-USA	BRA-URU	CAN-MIX2	CHI-MIX1	DOM-MEX	GUA
Round 7	USA-URU	ARG-MIX2	BRA-MIX1	CAN-MEX	CHI-GUA	DOM
Round 8	URU-MIX2	USA-MIX1	ARG-MEX	BRA-GUA	CAN-DOM	CHI
Round 9	MIX2-MIX1	URU-MEX	USA-GUA	ARG-DOM	BRA-CHI	CAN
Round 10	MIX1-MEX	MIX2-GUA	URU-DOM	USA-CHI	ARG-CAN	BRA
Round 11	MEX-GUA	MIX1-DOM	MIX2-CHI	URU-CAN	USA-BRA	ARG

Note : Maximum expected number of bouts with 21 competitors in competition is 40. This means 28 victories earn 1000 Modern pentathlon points. One (1) victory over or under this number (28) means +/- 20 Modern pentathlon points

RESULTS

Resultados / Resultados

Rk	Bib No.	Name	NOC Code	Shots																	C	PNL	Score	MP Pts	Status	HT				
				1	2	3	4	5	6	7	8	9	10	11	12	13	14	15	16	17							18	19	20	
1	117	PEREZ Otto	GUA	9	9	9	8	9	9	9	9	10	9	C	8	10	8	9	10	9	9	10	10	1	0	183	1132		0:00	
2	109	SOTO Oscar	MEX	10	7	8	9	10	9	10	8	9	9	9	9	9	C	8	C	10	C	9	3	0	182	1120		0:03		
3	101	BOWSHER Denis	USA	9	9	9	9	9	9	C	9	8	9	10	9	10	9	8	9	9	C	8	C	3	0	182	1120		0:03	
4	107	VELAZQUEZ Yaniel	CUB	9	10	C	9	9	8	8	8	8	9	10	C	9	9	8	9	9	10	10	9	9	2	0	182	1120		0:03
5	104	RIKER-FOX Joshua	CAN	10	9	9	7	8	8	8	10	8	9	C	8	9	9	9	9	10	8	9	C	2	0	177	1060		0:18	
6	120	BENAVIDES Luis	URU	9	8	8	10	9	C	9	8	8	9	9	8	9	9	9	10	8	10	9	8	1	0	177	1060		0:18	
7	118	BUSTOS Cristian	CHI	8	7	9	10	8	9	C	9	10	8	8	10	8	7	9	8	9	8	8	9	1	0	172	1000		0:33	
8	114	ACOSTA Armando	ARG	9	1	8	7	10	10	8	C	9	C	9	9	9	10	8	8	9	8	C	7	3	0	169	964		0:42	
9	103	GARCIA Andres	MEX	7	9	9	9	8	C	C	8	10	8	6	C	9	10	7	8	9	7	8	6	3	0	168	952		0:45	
10	102	BREMER Eli	USA	7	9	7	C	9	9	9	9	8	8	4	10	10	10	9	9	7	10	4	C	2	0	168	952		0:45	
11	106	ROMAO Wagner	BRA	8	8	6	C	9	7	7	8	C	8	9	7	9	9	10	9	9	9	8	8	2	0	168	952		0:45	
12	119	PAPADOPOLO Nikkos	GUA	9	9	8	8	9	10	8	7	7	9	8	9	8	9	7	9	10	9	7	8	0	0	168	952		0:45	
13	110	BENJAMIN Julio	DOM	5	C	C	C	9	7	7	9	9	7	7	9	7	10	9	10	9	7	8	8	3	0	167	940		0:48	
14	105	SANTOS Daniel	BRA	9	6	10	8	9	6	9	9	5	9	8	8	10	9	8	8	5	9	7	9	0	0	161	868		1:06	
15	108	GUITIAN Jose	PAN	9	7	9	C	9	6	7	9	7	9	9	9	9	4	9	8	5	8	8	7	1	0	158	832		1:15	
16	112	ABREU Jesus	DOM	8	7	8	6	8	6	9	C	8	8	9	8	8	9	8	9	7	7	8	7	1	0	158	832		1:15	
17	113	MAYNARD Tik	CAN	9	8	8	6	7	9	8	7	8	6	8	10	10	9	7	7	7	9	8	6	0	0	157	820		1:18	
18	121	SIRI Luis	URU	8	5	9	9	8	9	7	10	9	9	6	9	8	8	3	6	7	9	8	9	0	0	156	808		1:21	
19	111	ZAPATA Emmanuel	ARG	9	6	8	6	9	6	9	5	8	6	10	8	8	4	8	8	8	9	C	9	1	0	154	784		1:27	
20	116	TISI Gonzalo	CHI	9	5	5	8	6	9	6	6	C	7	6	8	8	9	10	6	9	10	9	7	1	0	153	772		1:30	
21	115	SALAS Eduardo	VEN	9	8	9	7	9	5	5	9	9	7	8	9	3	7	6	6	8	7	6	8	0	0	145	676		1:54	

Legend: **Rk**=Rank; **C**=Centre ten; **MP**=Modern Pentathlon; **Pts**=Points; **PNL**=Penalties; **HT**=Handicap Time;



Deodoro Military Club
Circulo Militar de Deodoro
Circulo Militar de Deodoro

TUE 24 JUL 2007

Modern pentathlon

Pentatlón Moderno / Pentatlo Moderno

Men's Final

Final Hombres / Final Masculina

Shooting 10m Air pistol

Tiro / Tiro

START LIST

Lista de salida / Lista de Largada

Shooting Station	Bib No	Name	NOC	Last 12 Months Best Score
1	101	BOWSHER Denis	USA - United States of America	
2	102	BREMER Eli	USA - United States of America	
3	103	GARCIA Andres	MEX - Mexico	
4	104	RIKER-FOX Joshua	CAN - Canada	
5	105	SANTOS Daniel	BRA - Brazil	
6	106	ROMAO Wagner	BRA - Brazil	
7	107	VELAZQUEZ Yaniel	CUB - Cuba	
8	108	GUITIAN Jose	PAN - Panama	
9	109	SOTO Oscar	MEX - Mexico	
10	110	BENJAMIN Julio	DOM - Dominican Republic	
11	111	ZAPATA Emmanuel	ARG - Argentina	
12	112	ABREU Jesus	DOM - Dominican Republic	
13	113	MAYNARD Tik	CAN - Canada	
14	114	ACOSTA Armando	ARG - Argentina	
15	115	SALAS Eduardo	VEN - Venezuela	
16	116	TISI Gonzalo	CHI - Chile	
17	117	PEREZ Otto	GUA - Guatemala	
18	118	BUSTOS Cristian	CHI - Chile	
19	119	PAPADOPOLO Nikkos	GUA - Guatemala	
20	120	BENAVIDES Luis	URU - Uruguay	
21	121	SIRI Luis	URU - Uruguay	

FINAL RESULTS

Resultados Finales / Resultados Finais

Rank	Bib No.	Name UIPM Code	NOC Code	Shoot	Fence	Swim	Ride	Run	MP Points	Time Difference
1	205	MARQUES Yane W002663 - 07/01/84	BRA	1024 (5) 174	1216 (1) 24V - 2D	1304 (2) 2:14.72	1032 (10) 74.42	908 (10) 11:43.01	5484	0:00
2	202	PINETTE Monica W001503 - 20/02/77	CAN	1048 (3) 176	964 (2) 17V - 9D	1112 (9) 2:30.85	1116 (4) 68.59	1048 (3) 11:08.75	5288	0:49
3	203	KELLY Mickelle W001359 - 13/02/78	USA	976 (7) 170	784 (7) 12V - 14D	1160 (6) 2:26.75	1144 (3) 68.25	1188 (2) 10:33.55	5252	0:58
4	204	GRANT Kara W000253 - 09/01/79	CAN	1048 (2) 176	748 (11) 11V - 15D	992 (12) 2:40.98	1192 (1) 77.53	1188 (1) 10:33.38	5168	1:19
5	210	SANZ AGERO Rita W004716 - 08/11/91	GUA	1000 (6) 172	892 (4) 15V - 11D	1084 (11) 2:33.11	1172 (2) 69.32	1012 (5) 11:17.10	5160	1:21
6	206	SANCHEZ Marlene W037939 - 27/10/91	MEX	964 (8) 169	928 (3) 16V - 10D	1116 (8) 2:30.47	1060 (9) 68.04	1024 (4) 11:14.67	5092	1:21
7	209	RODRIGUEZ Katia W001361 - 29/09/84	CUB	880 (11) 162	856 (5) 14V - 12D	1184 (4) 2:24.89	1088 (6) 75.66	976 (7) 11:26.25	4984	1:38
8	208	LELLYS Larissa W002662 - 21/11/82	BRA	772 (14) 153	820 (6) 13V - 13D	1192 (3) 2:24.01	1116 (5) 64.85	992 (6) 11:22.38	4892	2:05
9	211	GARZA Marines W002989 - 29/03/87	GUA	904 (10) 164	748 (11) 11V - 15D	1132 (7) 2:29.22	1088 (7) 73.09	924 (9) 11:39.65	4796	2:28
10	213	GARCIA Suaima W037447 - 08/10/83	CUB	1084 (1) 179	784 (7) 12V - 14D	1164 (5) 2:26.50	512 (11) DNF	908 (11) 11:43.16	4452	3:22
11	201	TAORMINA Sheila W005271 - 18/03/69	USA	868 (12) 161	784 (7) 12V - 14D	1392 (1) 2:07.36	100 (13) DNF	968 (8) 11:28.18	4112	5:18
12	215	RAUTE Gabriela W002740 - 07/02/77	ARG	1036 (4) 175	460 (14) 3V - 23D	376 (14) 3:32.10	1088 (8) 72.40	792 (12) 12:12.20	3752	6:13
13	212	ZAPATA Pamela W037031 - 24/05/88	ARG	784 (13) 154	784 (7) 12V - 14D	1108 (10) 2:31.01	240 (12) DNF	644 (13) 12:49.91	3560	7:13
14	214	GIL BERAS Ana Luisa W035756 - 24/03/89	DOM	928 (9) 166	640 (13) 8V - 18D	988 (13) 2:41.00	100 (13) DNF	612 (14) 12:57.70	3268	9:01

Legend: V=Victory; D=Defeat; DNF = Did Not Finish;

RESULTS

Resultados / Resultados

Rank	Bib No.	Name	NOC Code	Time	Penalties	MP Points	Status
1	204	GRANT Kara	CAN	10:33.38		1188	
2	203	KELLY Mickelle	USA	10:33.55		1188	
3	202	PINETTE Monica	CAN	11:08.75		1048	
4	206	SANCHEZ Marlene	MEX	11:14.67		1024	
5	210	SANZ AGERO Rita	GUA	11:17.10		1012	
6	208	LELLYS Larissa	BRA	11:22.38		992	
7	209	RODRIGUEZ Katia	CUB	11:26.25		976	
8	201	TAORMINA Sheila	USA	11:28.18		968	
9	211	GARZA Marines	GUA	11:39.65		924	
10	205	MARQUES Yane	BRA	11:43.01		908	
11	213	GARCIA Suaima	CUB	11:43.16		908	
12	215	RAUTE Gabriela	ARG	12:12.20		792	
13	212	ZAPATA Pamela	ARG	12:49.91		644	
14	214	GIL BERAS Ana Luisa	DOM	12:57.70		612	



Deodoro Military Club
Circulo Militar de Deodoro
Circulo Militar de Deodoro

MON 23 JUL 2007

Modern pentathlon
Pentatlón Moderno / Pentatlo Moderno

Women's Final
Final Mujeres / Final Feminina

Running 3000m
Carrera / Corrida

START LIST

Lista de salida / Lista de Largada

Start Order	Bib No.	Name	NOC	Handicap Time
1	205	MARQUES Yane	BRA - Brazil	0:00
2	202	PINETTE Monica	CAN - Canada	1:24
3	210	SANZ AGERO Rita	GUA - Guatemala	1:47
4	206	SANCHEZ Marlene	MEX - Mexico	2:07
5	203	KELLY Mickelle	USA - United States of America	2:08
6	209	RODRIGUEZ Katia	CUB - Cuba	2:22
7	204	GRANT Kara	CAN - Canada	2:29
8	208	LELLYS Larissa	BRA - Brazil	2:49
9	211	GARZA Marines	GUA - Guatemala	2:56
10	213	GARCIA Suaima	CUB - Cuba	3:48
11	201	TAORMINA Sheila	USA - United States of America	4:28
12	215	RAUTE Gabriela	ARG - Argentina	4:44
13	212	ZAPATA Pamela	ARG - Argentina	4:55
14	214	GIL BERAS Ana Luisa	DOM - Dominican Republic	5:00

RESULTS

Resultados / Resultados

Rank	Bib No.	Name	NOC Code	Horse Name	Time	Penalties			MP Points	Status
						Time	Obs	Other		
1	204	GRANT Kara	CAN	18 - LEST MOON	77.53	8	0	0	1192	
2	210	SANZ AGERO Rita	GUA	18 - LEST MOON	69.32	0	28	0	1172	
3	203	KELLY Mickelle	USA	3 - TAI PAN	68.25	0	56	0	1144	
4	202	PINETTE Monica	CAN	20 - SURPRESA	68.59	0	84	0	1116	
5	208	LELLYS Larissa	BRA	3 - TAI PAN	64.85	0	84	0	1116	
6	209	RODRIGUEZ Katia	CUB	3 - TAI PAN	75.66	0	112	0	1088	
7	211	GARZA Marines	GUA	19 - ABEESS	73.09	0	112	0	1088	
8	215	RAUTE Gabriela	ARG	3 - TAI PAN	72.40	0	112	0	1088	
9	206	SANCHEZ Marlene	MEX	19 - ABEESS	68.04	0	140	0	1060	
10	205	MARQUES Yane	BRA	4 - DRAGAO	74.42	0	168	0	1032	
11	213	GARCIA Suaima	CUB	18 - LEST MOON		300	388	0	512	DNF
12	212	ZAPATA Pamela	ARG	20 - SURPRESA		300	660	0	240	DNF
13	201	TAORMINA Sheila	USA	18 - LEST MOON		300	800	0	100	DNF
13	214	GIL BERAS Ana Luisa	DOM	4 - DRAGAO		300	800	0	100	DNF

Legend: **Obs**=Obstacle; **DNF** = Did Not Finish;



Deodoro Military Club
Circulo Militar de Deodoro
Circulo Militar de Deodoro

MON 23 JUL 2007

Modern pentathlon
Pentatlón Moderno / Pentatlo Moderno

Women's Final
Final Mujeres / Final Feminina

Riding Show Jumping
Saltos / Saltos a cavalo

START LIST

Lista de salida / Lista de Largada

Round 1

Start Order	Mounting time	Start Time	Bib No.	Name	NOC Code	Horse No.	Horse Name
1	14:50.00	15:10	204	GRANT Kara	CAN	18	LEST MOON
2	14:53.00	15:13	209	RODRIGUEZ Katia	CUB	3	TAI PAN
3	14:56.00	15:16	203	KELLY Mickelle	USA	3	TAI PAN
4	14:59.00	15:19	206	SANCHEZ Marlene	MEX	19	ABEESS
5	15:02.00	15:22	210	SANZ AGERO Rita	GUA	18	LEST MOON
6	15:05.00	15:25	202	PINETTE Monica	CAN	20	SURPRESA
7	15:08.00	15:28	205	MARQUES Yane	BRA	4	DRAGAO

Round 2

Start Order	Mounting time	Start Time	Bib No.	Name	NOC Code	Horse No.	Horse Name
8	15:11.00	15:31	208	LELLYS Larissa	BRA	3	TAI PAN
9	15:14.00	15:34	211	GARZA Marines	GUA	19	ABEESS
10	15:17.00	15:37	213	GARCIA Suaima	CUB	18	LEST MOON
11	15:20.00	15:40	201	TAORMINA Sheila	USA	18	LEST MOON
12	15:23.00	15:43	215	RAUTE Gabriela	ARG	3	TAI PAN
13	15:26.00	15:46	212	ZAPATA Pamela	ARG	20	SURPRESA
14	15:29.00	15:49	214	GIL BERAS Ana Luisa	DOM	4	DRAGAO



Deodoro Military Club
Circulo Militar de Deodoro
Circulo Militar de Deodoro

MON 23 JUL 2007

Modern pentathlon

Pentatlo Moderno / Pentatlón Moderno

Women's Final

Final Mujeres / Final Feminina

Riding Show Jumping

Salto / Saltos a cavalo

COMPETITION HORSES

Caballos de la competición / Cavalos da Competição

Horses	
No.	Name
2	LIRA ITALIANA
3	TAI PAN
4	DRAGAO
13	EQUACAO DO RINCAO
18	LEST MOON
19	ABEESS
20	SURPRESA

RESERVE HORSES

10	EL PALADINO	1st reserve
14	ESPLANADA DO RINCAO	2nd reserve
15	ULTRA LAND	3rd reserve

Total Horses: 10

RESULTS

Resultados / Resultados

Rank	Bib No.	Name	NOC code	Split Time			Final Time	Penalties	MP Points	Status
				50 m	100 m	150 m				
1	201	TAORMINA Sheila	USA		1.01.93		2:07.36		1392	
2	205	MARQUES Yane	BRA		1.04.96		2:14.72		1304	
3	208	LELLYS Larissa	BRA		1.08.00		2:24.01		1192	
4	209	RODRIGUEZ Katia	CUB		1.10.11		2:24.89		1184	
5	213	GARCIA Suaima	CUB		1.10.21		2:26.50		1164	
6	203	KELLY Mickelle	USA		1.08.66		2:26.75		1160	
7	211	GARZA Marines	GUA		1.13.10		2:29.22		1132	
8	206	SANCHEZ Marlene	MEX		1.14.05		2:30.47		1116	
9	202	PINETTE Monica	CAN		1.12.49		2:30.85		1112	
10	212	ZAPATA Pamela	ARG		1.09.46		2:31.01		1108	
11	210	SANZ AGERO Rita	GUA		1.14.52		2:33.11		1084	
12	204	GRANT Kara	CAN		1.17.16		2:40.98		992	
13	214	GIL BERAS Ana Luisa	DOM		1.11.82		2:41.00		988	
14	215	RAUTE Gabriela	ARG		1.38.80		3:32.10		376	



Deodoro Military Club
Circulo Militar de Deodoro
Circulo Militar de Deodoro

MON 23 JUL 2007

Modern pentathlon
Pentatlón Moderno / Pentatlo Moderno

Women's Final
Final Mujeres / Final Feminina

Swimming 200m Freestyle
Natación / Natação

START LIST

Lista de salida / Lista de Largada

	Lane	Bib No	Name	NOC	Last 12 Months Best Time
HEAT 1 :	1	215	RAUTE Gabriela	ARG - Argentina	3:27.00
	2	210	SANZ AGERO Rita	GUA - Guatemala	2:36.00
	3	214	GIL BERAS Ana Luisa	DOM - Dominican Republic	2:32.30
	4	212	ZAPATA Pamela	ARG - Argentina	2:30.30
	5	206	SANCHEZ Marlene	MEX - Mexico	2:32.00
	6	211	GARZA Marines	GUA - Guatemala	2:35.30
	7	204	GRANT Kara	CAN - Canada	2:37.00
HEAT 2 :	1	202	PINETTE Monica	CAN - Canada	2:27.96
	2	208	LELLYS Larissa	BRA - Brazil	2:26.70
	3	203	KELLY Mickelle	USA - United States of America	2:23.00
	4	201	TAORMINA Sheila	USA - United States of America	2:03.70
	5	205	MARQUES Yane	BRA - Brazil	2:15.70
	6	209	RODRIGUEZ Katia	CUB - Cuba	2:25.30
	7	213	GARCIA Suaima	CUB - Cuba	2:26.70

RESULTS

Resultados / Resultados

Rank	Bib No.	Name	NOC Code	Victories	Defeats	Penalties	MP Points	Status
1	205	MARQUES Yane	BRA	24	2	0	1.216	
2	202	PINETTE Monica	CAN	17	9	0	964	
3	206	SANCHEZ Marlene	MEX	16	10	0	928	
4	210	SANZ AGERO Rita	GUA	15	11	0	892	
5	209	RODRIGUEZ Katia	CUB	14	12	0	856	
6	208	LELLYS Larissa	BRA	13	13	0	820	
7	201	TAORMINA Sheila	USA	12	14	0	784	
7	203	KELLY Mickelle	USA	12	14	0	784	
7	212	ZAPATA Pamela	ARG	12	14	0	784	
7	213	GARCIA Suaima	CUB	12	14	0	784	
11	204	GRANT Kara	CAN	11	15	0	748	
11	211	GARZA Marines	GUA	11	15	0	748	
13	214	GIL BERAS Ana Luisa	DOM	8	18	0	640	
14	215	RAUTE Gabriela	ARG	3	23	0	460	

MON 23 JUL 2007

BOUT SUMMARY

Resumen del combate / Sumário dos Assaltos

Bib No	Name	NOC Code	Bouts														Pen	V	D	Points
			1	2	3	4	5	6	7	8	9	10	11	12	13	14				
212	ZAPATA Pamela	ARG	2	2	0	1	1	0	1	0	0	1	2	1	1	0	12	14	784	
215	RAUTE Gabriela	ARG	0	2	0	0	0	1	0	0	0	1	1	0	0	0	3	23	460	
208	LELLYS Larissa	BRA	0	2	0	0	0	1	0	2	1	1	2	1	1	2	0	13	820	
205	MARQUES Yane	BRA	2	2	1	2	2	2	2	2	2	2	2	2	1	0	24	2	1216	
202	PINETTE Monica	CAN	1	2	2	0	2	2	2	1	2	1	1	1	0	0	17	9	964	
204	GRANT Kara	CAN	1	1	1	0	0	1	0	2	2	0	1	1	1	0	11	15	748	
209	RODRIGUEZ Katia	CUB	2	2	2	0	0	0	1	1	1	0	2	1	2	0	14	12	856	
213	GARCIA Suaima	CUB	1	2	0	0	0	2	1	1	1	0	2	1	1	0	12	14	784	
210	SANZ AGERO Rita	GUA	2	2	1	0	1	0	1	1	1	2	0	2	1	2	0	15	892	
211	GARZA Marines	GUA	2	1	1	0	0	0	1	2	0	2	0	1	2	1	0	11	748	
206	SANCHEZ Marlene	MEX	1	1	0	0	1	2	2	0	2	2	1	2	2	0	16	10	928	
214	GIL BERAS Ana Luisa	DOM	0	2	1	0	1	1	0	1	0	1	1	1	0	0	8	18	640	
201	TAORMINA Sheila	USA	1	2	1	0	1	1	1	1	1	0	0	2	1	0	12	14	784	
203	KELLY Mickelle	USA	1	2	0	1	2	1	0	1	0	1	0	2	1	0	12	14	784	

Legend: Pen=Penalties; V=Victory; D=Defeat; N=Double Defeat;



Deodoro Military Club
Circulo Militar de Deodoro
Circulo Militar de Deodoro

MON 23 JUL 2007

Modern pentathlon

Pentatlón Moderno / Pentatlo Moderno

Women's Final

Final Mujeres / Final Feminina

Fencing Epee One Touch

Esgrima / Esgrima

FENCING PAIRS

Parejas de Esgrima / Pares do Esgrima

Team Name	Bib No.	Name	NOC Code	Bib No.	Name	NOC Code
CUB - Cuba	209	RODRIGUEZ K.	CUB	213	GARCIA S.	CUB
GUA - Guatemala	210	SANZ AGERO R.	GUA	211	GARZA M.	GUA
MIX1 - Mixed team 1	206	SANCHEZ M.	MEX	214	GIL BERAS A.	DOM
USA - United States of America	201	TAORMINA S.	USA	203	KELLY M.	USA
ARG - Argentina	212	ZAPATA P.	ARG	215	RAUTE G.	ARG
BRA - Brazil	208	LELLYS L.	BRA	205	MARQUES Y.	BRA
CAN - Canada	202	PINETTE M.	CAN	204	GRANT K.	CAN

	Piste A	Piste B	Piste C	Wait
Round 0	CUB-CAN	GUA-BRA	MIX1-ARG	USA
Round 1	CUB-CAN	GUA-BRA	MIX1-ARG	USA
Round 2	CAN-BRA	CUB-ARG	GUA-USA	MIX1
Round 3	BRA-ARG	CAN-USA	CUB-MIX1	GUA
Round 4	ARG-USA	BRA-MIX1	CAN-GUA	CUB
Round 5	USA-MIX1	ARG-GUA	BRA-CUB	CAN
Round 6	MIX1-GUA	USA-CUB	ARG-CAN	BRA
Round 7	GUA-CUB	MIX1-CAN	USA-BRA	ARG

Note : Maximum expected number of bouts with 14 competitors in competition is 26. This means 18 victories earn 1000 Modern pentathlon points. One (1) victory over or under this number (18) means +/- 36 Modern pentathlon points

RESULTS

Resultados / Resultados

Rk	Bib No.	Name	NOC Code	Shots																				C	PNL	Score	MP Pts	Status	HT
				1	2	3	4	5	6	7	8	9	10	11	12	13	14	15	16	17	18	19	20						
1	213	GARCIA Suaima	CUB	10	10	7	9	9	8	9	9	9	10	8	9	8	8	8	C	9	9	10	C	2	0	179	1084		0:00
2	204	GRANT Kara	CAN	9	9	6	C	10	8	9	9	10	9	7	9	8	9	8	C	9	9	9	9	2	0	176	1048		0:09
3	202	PINETTE Monica	CAN	9	8	10	10	9	8	8	10	9	8	9	9	9	8	8	9	9	9	8	9	0	0	176	1048		0:09
4	215	RAUTE Gabriela	ARG	9	9	9	9	9	7	9	C	7	10	9	C	8	9	C	6	9	9	8	9	3	0	175	1036		0:12
5	205	MARQUES Yane	BRA	9	10	8	7	9	9	9	9	9	9	9	8	7	9	9	10	8	9	9	8	0	0	174	1024		0:15
6	210	SANZ AGERO Rita	GUA	7	C	8	7	6	8	8	9	10	8	9	10	9	9	8	9	C	9	10	8	2	0	172	1000		0:21
7	203	KELLY Mickelle	USA	9	9	8	7	9	10	8	8	9	10	7	9	7	C	9	9	9	9	8	6	1	0	170	976		0:27
8	206	SANCHEZ Marlene	MEX	9	8	9	8	7	8	8	10	10	C	7	9	7	7	9	C	C	8	9	6	3	0	169	964		0:30
9	214	GIL BERAS Ana Luisa	DOM	8	10	6	10	10	10	5	9	8	9	9	8	6	8	C	8	7	7	8	10	1	0	166	928		0:39
10	211	GARZA Marines	GUA	10	9	8	8	C	7	7	C	9	8	7	10	7	7	7	7	7	8	9	9	2	0	164	904		0:45
11	209	RODRIGUEZ Katia	CUB	9	6	6	9	7	8	8	C	8	10	8	9	7	10	8	9	7	6	9	8	1	0	162	880		0:51
12	201	TAORMINA Sheila	USA	9	8	7	9	5	9	8	8	8	9	8	8	5	7	8	8	9	9	9	10	0	0	161	868		0:54
13	212	ZAPATA Pamela	ARG	6	10	8	7	5	8	9	9	7	8	8	8	9	6	10	9	0	7	10	C	1	0	154	784		1:15
14	208	LELLYS Larissa	BRA	8	5	5	8	7	9	8	9	8	6	8	9	7	10	8	8	7	8	8	7	0	0	153	772		1:18

Legend: **Rk**=Rank; **C**=Centre ten; **MP**=Modern Pentathlon; **Pts**=Points; **PNL**=Penalties; **HT**=Handicap Time;



Deodoro Military Club
Circulo Militar de Deodoro
Circulo Militar de Deodoro

MON 23 JUL 2007

Modern pentathlon

Pentatlo Moderno / Pentatlón Moderno

Women's Final

Final Mujeres / Final Feminina

Shooting 10m Air pistol

Tiro / Tiro

START LIST

Lista de Largada / Lista de salida

Shooting Station	Bib No	Name	NOC	Last 12 Months Best Score
6	201	TAORMINA Sheila	USA - United States of America	
7	202	PINETTE Monica	CAN - Canada	
8	203	KELLY Mickelle	USA - United States of America	
9	204	GRANT Kara	CAN - Canada	
10	205	MARQUES Yane	BRA - Brazil	
11	206	SANCHEZ Marlene	MEX - Mexico	
13	208	LELLYS Larissa	BRA - Brazil	
14	209	RODRIGUEZ Katia	CUB - Cuba	
15	210	SANZ AGERO Rita	GUA - Guatemala	
16	211	GARZA Marines	GUA - Guatemala	
17	212	ZAPATA Pamela	ARG - Argentina	
18	213	GARCIA Suaima	CUB - Cuba	
19	214	GIL BERAS Ana Luisa	DOM - Dominican Republic	
20	215	RAUTE Gabriela	ARG - Argentina	

Patinação Artística
Patinaje Artística
Roller Skating Artistics



Number of Entries by NOC

Número de Inscripciones por CON / Número de Inscrições por CON

As of FRI 20 JUL 2007

NOC	Men	Women	Total
ARG - Argentina	3	4	7
BRA - Brazil	3	3	6
CAN - Canada		1	1
CHI - Chile	2	1	3
COL - Colombia	2	3	5
CUB - Cuba	3	2	5
MEX - Mexico	2	1	3
USA - United States of America	2	7	9
URU - Uruguay	1	2	3
Total: 9	18	24	42



Entry List by NOC

Lista de Inscripciones por CON / Lista de Inscrições por CON

As of FRI 20 JUL 2007

NOC	Name	Gender	Date of Birth
ARG - Argentina	ARRIOLA Daniel	M	26 AUG 1981
	VANZULLI Leila	W	8 SEP 1985
BRA - Brazil	ALMEIDA Juliana	W	19 MAY 1991
	STURMER Marcel	M	27 JUL 1985
CAN - Canada	MONTGOMERY Kathleen	W	29 APR 1985
CHI - Chile	HENRIQUEZ JIMENEZ Jorge A.	M	26 OCT 1979
	VILLARROEL ULLOA Marisol	W	26 APR 1987
COL - Colombia	DUQUE QUINCHE Diego	M	13 FEB 1984
	ZAPATA MORALES Laura C.	W	21 JAN 1989
CUB - Cuba	CURBELO Daniel	M	27 FEB 1987
	GONZALEZ Jessica	W	23 OCT 1986
MEX - Mexico	CAAMAL ACOSTA Yazmin I.	W	19 JAN 1990
	GARCIA RODRIGUEZ Orlando	M	27 JAN 1984
URU - Uruguay	GARCIA Maximiliano	M	1 JAN 1988
	LAURINO Cecilia	W	9 MAY 1984
USA - United States of America	BURRIS Abigail	W	10 OCT 1983
	RHOADS Josh	M	28 FEB 1980

**Miécimo da Silva Complex**Complejo Miécimo da Silva
Complexo Miécimo da Silva21 JUL 2007
20:00**Artistic Skating**

Patinaje Artístico / Patinação Artística

Women Freeskating

Femenino Libre / Feminino Livre

Short Program

Programa Corto / Programa Curto

Start List

Lista de salida / Lista de Largada

SAT 21 JUL 2007

Start	Bib	Name	NOC
1	101	LAURINO Cecilia	URU-Uruguay
2	102	ZAPATA MORALES Laura C.	COL-Colombia
3	103	VILLARROEL ULLOA Marisol	CHI-Chile
4	104	MONTGOMERY Kathleen	CAN-Canada
5	105	VANZULLI Leila	ARG-Argentina
6	106	GONZALEZ Jessica	CUB-Cuba
7	107	CAAMAL ACOSTA Yazmin I.	MEX-Mexico
8	108	BURRIS Abigail	USA-United States
9	109	ALMEIDA Juliana	BRA-Brazil

**Miécimo da Silva Complex**Complejo Miécimo da Silva
Complexo Miécimo da Silva22 JUL 2007
20:00**Artistic Skating**

Patinaje Artístico / Patinação Artística

Women Freeskating

Femenino Libre / Feminino Livre

Long Program

Programa Largo / Programa Longo

Start List

Lista de salida / Lista de Largada

SAT 21 JUL 2007

Start	Bib	Name	NOC
1	107	CAAMAL ACOSTA Yazmin I.	MEX-Mexico
2	104	MONTGOMERY Kathleen	CAN-Canada
3	106	GONZALEZ Jessica	CUB-Cuba
4	109	ALMEIDA Juliana	BRA-Brazil
5	102	ZAPATA MORALES Laura C.	COL-Colombia
6	101	LAURINO Cecilia	URU-Uruguay
7	108	BURRIS Abigail	USA-United States
8	103	VILLARROEL Marisol	CHI-Chile
9	105	VANZULLI Leila	ARG-Argentina

**Miécimo da Silva Complex**Complejo Miecimo da Silva
Complexo Miécimo da Silva21 JUL 2007
20:00**Artistic Skating**

Patinaje Artístico / Patinação Artística

Women Freeskating

Femenino Libre / Feminino Livre

Short Program

Programa Corto / Programa Curto

Results

Resultados / Resultados

SAT 21 JUL 2007

Rank	Bib	Name	NOC	Points	Victories
1	108	BURRIS Abigail	USA-United States	88.0	8.0
2	105	VANZULLI Leila	ARG-Argentina	87.4	7.0
3	103	VILLARROEL Marisol	CHI-Chile	78.5	6.0
4	109	ALMEIDA Juliana	BRA-Brazil	77.0	5.0
5	101	LAURINO Cecilia	URU-Uruguay	75.6	4.0
6	102	ZAPATA MORALES Laura C.	COL-Colombia	73.5	3.0
7	104	MONTGOMERY Kathleen	CAN-Canada	70.7	2.0
8	106	GONZALEZ Jessica	CUB-Cuba	68.2	1.0
9	107	CAAMAL ACOSTA Yazmin I.	MEX-Mexico	67.0	0.0

**Miécimo da Silva Complex**Complejo Miecimo da Silva
Complexo Miécimo da Silva22 JUL 2007
20:00**Artistic Skating**

Patinaje Artístico / Patinação Artística

Women Freeskating

Femenino Libre / Feminino Livre

Long Program

Programa Largo / Programa Longo

Results

Resultados / Resultados

SUN 22 JUL 2007

Rank	Bib	Name	NOC	Points	Victories
1	105	VANZULLI Leila	ARG-Argentina	369.7	7.0
2	108	BURRIS Abigail	USA-United States	341.8	6.0
3	109	ALMEIDA Juliana	BRA-Brazil	341.6	5.0
4	101	LAURINO Cecilia	URU-Uruguay	325.2	4.0
5	103	VILLARROEL Marisol	CHI-Chile	326.6	3.0
6	102	ZAPATA MORALES Laura C.	COL-Colombia	314.7	2.0
7	104	MONTGOMERY Kathleen	CAN-Canada	297.2	1.0
8	106	GONZALEZ Jessica	CUB-Cuba	292.0	1.0
9	107	CAAMAL ACOSTA Yazmin I.	MEX-Mexico	276.4	0.0



Miécimo da Silva Complex
Complejo Miecimo da Silva
Complexo Miécimo da Silva

21 JUL 2007
20:00

Artistic Skating
Patinaje Artístico / Patinação Artística

Women Freeskating
Femenino Libre / Feminino Livre

Medallists

Medallista / Medalhistas

22 JUL 2007

Medal	Name	NOC
GOLD	VANZULLI Leila	ARG - Argentina
SILVER	BURRIS Abigail	USA - United States of America
BRONZE	ALMEIDA Juliana	BRA - Brazil

**Miécimo da Silva Complex**Complejo Miecimo da Silva
Complexo Miécimo da Silva21 JUL 2007
21:00**Artistic Skating**

Patinaje Artístico / Patinação Artística

Men Freeskating

Masculino Libre / Masculino Livre

Short Program

Programa Corto / Programa Curto

Start List

Lista de salida / Lista de Largada

SAT 21 JUL 2007

Start	Bib	Name	NOC
1	110	CURBELO Daniel	CUB-Cuba
2	111	RHOADS Josh	USA-United States
3	112	STURMER Marcel	BRA-Brazil
4	113	HENRIQUEZ JIMENEZ Jorge A.	CHI-Chile
5	114	ARRIOLA Daniel	ARG-Argentina
6	115	DUQUE QUINCHE Diego	COL-Colombia
7	116	GARCIA Maximiliano	URU-Uruguay
8	117	GARCIA RODRIGUEZ Orlando	MEX-Mexico

**Miécimo da Silva Complex**Complejo Miecimo da Silva
Complexo Miécimo da Silva22 JUL 2007
21:00**Artistic Skating**

Patinaje Artístico / Patinação Artística

Men Freeskating

Masculino Libre / Masculino Livre

Long Program

Programa Largo / Programa Longo

Start List

Lista de salida / Lista de Largada

SAT 21 JUL 2007

Start	Bib	Name	NOC
1	110	CURBELO Daniel	CUB-Cuba
2	117	GARCIA Orlando	MEX-Mexico
3	113	HENRIQUEZ Jorge A.	CHI-Chile
4	116	GARCIA Maximiliano	URU-Uruguay
5	114	ARRIOLA Daniel	ARG-Argentina
6	115	DUQUE QUINCHE Diego	COL-Colombia
7	111	RHOADS Josh	USA-United States
8	112	STURMER Marcel	BRA-Brazil

**Miécimo da Silva Complex**Complejo Miecimo da Silva
Complexo Miécimo da Silva21 JUL 2007
21:00**Artistic Skating**

Patinaje Artístico / Patinação Artística

Men Freeskating

Masculino Libre / Masculino Livre

Short Program

Programa Corto / Programa Curto

Results

Resultados / Resultados

SAT 21 JUL 2007

Rank	Bib	Name	NOC	Points	Victories
1	112	STURMER Marcel	BRA-Brazil	95.1	7.0
2	114	ARRIOLA Daniel	ARG-Argentina	91.3	6.0
3	111	RHOADS Josh	USA-United States	87.4	4.5
4	115	DUQUE QUINCHE Diego	COL-Colombia	88.1	4.5
5	116	GARCIA Maximiliano	URU-Uruguay	80.3	3.0
6	113	HENRIQUEZ Jorge A.	CHI-Chile	77.1	2.0
7	117	GARCIA Orlando	MEX-Mexico	73.7	1.0
8	110	CURBELO Daniel	CUB-Cuba	69.9	0.0

**Miécimo da Silva Complex**Complejo Miecimo da Silva
Complexo Miécimo da Silva22 JUL 2007
21:00**Artistic Skating**

Patinaje Artístico / Patinação Artística

Men Freeskating

Masculino Libre / Masculino Livre

Long Program

Programa Largo / Programa Longo

Results

Resultados / Resultados

SUN 22 JUL 2007

Rank	Bib	Name	NOC	Points	Victories
1	112	STURMER Marcel	BRA-Brazil	389.1	6.0
2	114	ARRIOLA Daniel	ARG-Argentina	376.6	5.0
3	111	RHOADS Josh	USA-United States	359.5	4.0
4	115	DUQUE QUINCHE Diego	COL-Colombia	341.9	3.0
5	113	HENRIQUEZ Jorge A.	CHI-Chile	322.2	2.0
6	116	GARCIA Maximiliano	URU-Uruguay	318.8	1.0
7	117	GARCIA Orlando	MEX-Mexico	301.7	0.0
8	110	CURBELO Daniel	CUB-Cuba	297.9	0.0



Miécimo da Silva Complex
Complejo Miecimo da Silva
Complexo Miécimo da Silva

21 JUL 2007
21:00

Artistic Skating
Patinaje Artístico / Patinação Artística

Men Freeskating
Masculino Libre / Masculino Livre

Medallists

Medallista / Medalhistas

22 JUL 2007

Medal	Name	NOC
GOLD	STURMER Marcel	BRA - Brazil
SILVER	ARRIOLA Daniel	ARG - Argentina
BRONZE	RHOADS Josh	USA - United States of America

Patinação Velocidade
Patinaje Velocidad
Roller Skating Speed



Entry List by NOC

Lista de Inscripciones por CON / Lista de Inscrições por CON

As of 23 JUL 2007

NOC	Bib No	Name	Date of Birth
ARG - Argentina			
	1	BONNET Melisa	18 JUN 1985
	2	FERNANDEZ Damian	28 MAY 1985
	4	MARTINEZ Ruben	22 AUG 1980
	3	POSADA Silvina	15 OCT 1982
BRA - Brazil			
	7	ARROYO Thalita	4 JUL 1984
	6	DONATO Douglas	21 AUG 1988
	5	REIS Eliete	19 OCT 1973
	8	ROMANO Rafael	6 APR 1980
CAN - Canada			
	9	CHARBONNEAU Martine	18 MAR 1978
	12	DOUCET Peter	26 AUG 1977
	11	HOPKINS Sarah	27 APR 1981
	10	JALBERT Brian	18 NOV 1981
CHI - Chile			
	14	GUZMAN Jose	15 JUN 1983
	15	RIFFO Valeria	7 JUL 1990
	13	SANTIBAÑEZ Carolina	24 AUG 1984
	16	VERDUGO CAMPOS Ricardo	30 OCT 1986
COL - Colombia			
	19	CAICEDO MEJIA Jennifer Alexa	1 JUL 1984
	18	CIFUENTES Jorge Luis	21 APR 1987
	20	SAEL PERNETT Oswaldo Aramis	13 FEB 1988
	17	VIVAS Alexandra	3 FEB 1982
CUB - Cuba			
	23	CEDEÑO Maria Teresa	12 JUL 1986
	24	GARCIA Tony	21 FEB 1984
	21	HERRERA Amaya	1 DEC 1989
	22	PINEDA Dayron	12 APR 1983
ECU - Ecuador			
	26	ALBAN Hector	7 DEC 1987
	28	BOLAÑOS Jorge	23 NOV 1988
ESA - El Salvador			
	32	MIRANDA Odir	28 APR 1990
	29	PLATERO Diana	26 OCT 1991
	30	RAMOS David	21 DEC 1986
	31	RAMOS Evelyn	1 DEC 1985



Velodrome
Velódromo
Velódromo

Speed Skating
Patinaje de Velocidad / Patinação Velocidade

Entry List by NOC

Lista de Inscripciones por CON / Lista de Inscrições por CON

As of 23 JUL 2007

NOC	Bib No	Name	Date of Birth
GUA - Guatemala			
	35	ARANA CHEW Ligia Azucena	18 MAY 1991
	33	ESTRADA Joan Mariana	22 AUG 1991
	36	TZUL LOPEZ Vinicio	27 JAN 1986
	34	VILLATORO Edy	8 JAN 1988
MEX - Mexico			
	37	CELEDON Ana Gabriela	21 OCT 1990
	38	CORONADO FIGUEROA Alan	21 SEP 1987
	39	ELIAS ALVARADO Veronica	24 JAN 1989
	40	MUÑOZ ORTEGA Jose Nathanael	8 JAN 1989
USA - United States of America			
	41	BOWE Brittany	24 FEB 1988
	44	GARCIA Jonathan	14 DEC 1986
	42	MANTIA Joey	7 FEB 1986
	43	SMITH Jessica	14 OCT 1983
VEN - Venezuela			
	47	ERVITI Sara	18 APR 1990
	48	JARDINES Juan	1 AUG 1984
	46	OYALVIS Javier	20 FEB 1988
	45	VALENCIA Jeimy	20 APR 1990



Velodrome
Velódromo
Velódromo

24 JUL 2007
9:30

Speed Skating

Patinaje de Velocidad / Patinação Velocidade

Women's Combined Sprint

Mujeres Combinada de Velocidad / Feminino Velocidade Combinada

300m time trial

300m time trial / 300m time trial

Start List

Lista de Salida / Lista de Largada

Start Order	Bib No	Name	NOC
1	5	REIS Eliete	BRA - Brazil
2	31	RAMOS Evelyn	ESA - El Salvador
3	9	CHARBONNEAU Martine	CAN - Canada
4	45	VALENCIA Jeimy	VEN - Venezuela
5	13	SANTIBAÑEZ Carolina	CHI - Chile
6	23	CEDEÑO Maria Teresa	CUB - Cuba
7	33	ESTRADA Joan Mariana	GUA - Guatemala
8	41	BOWE Brittany	USA - United States of America
9	19	CAICEDO MEJIA Jennifer Alexa	COL - Colombia
10	1	BONNET Melisa	ARG - Argentina
11	39	ELIAS ALVARADO Veronica	MEX - Mexico



Velodrome
Velódromo
Velódromo

25 JUL 2007
15:30

Speed Skating

Patinaje de Velocidad / Patinação Velocidade

Women's Combined Sprint

Mujeres Combinada de Velocidad / Feminino Velocidade Combinada

500m time trial

500m combined / 500m combined

Start List

Lista de Salida / Lista de Largada

	Bib No	Name	NOC
HEAT 1:	41	BOWE Brittany	USA - United States of America
	23	CEDEÑO Maria Teresa	CUB - Cuba
	13	SANTIBAÑEZ Carolina	CHI - Chile
HEAT 2:	19	CAICEDO MEJIA Jennifer Alexa	COL - Colombia
	1	BONNET Melisa	ARG - Argentina
	45	VALENCIA Jeimy	VEN - Venezuela



Velodrome
Velódromo
Velódromo

25 JUL 2007
11:15

Speed Skating

Patinaje de Velocidad / Patinação Velocidade

Women's Combined Sprint

Mujeres Combinada de Velocidad / Feminino Velocidade Combinada

500m time trial

500m combined / 500m combined

Start List

Lista de Salida / Lista de Largada

	Bib No	Name	NOC
HEAT 1:	41	BOWE Brittany	USA - United States of America
	23	CEDEÑO Maria Teresa	CUB - Cuba
	31	RAMOS Evelyn	ESA - El Salvador
HEAT 2:	13	SANTIBAÑEZ Carolina	CHI - Chile
	39	ELIAS ALVARADO Veronica	MEX - Mexico
	5	REIS Eliete	BRA - Brazil
	19	CAICEDO MEJIA Jennifer Alexa	COL - Colombia
HEAT 3:	1	BONNET Melisa	ARG - Argentina
	45	VALENCIA Jeimy	VEN - Venezuela
	33	ESTRADA Joan Mariana	GUA - Guatemala
	9	CHARBONNEAU Martine	CAN - Canada



Velodrome
Velódromo
Velódromo

25 JUL 2007
18:30

Speed Skating

Patinaje de Velocidad / Patinação Velocidade

Women's Combined Sprint

Mujeres Combinada de Velocidad / Feminino Velocidade Combinada

500m time trial

500m combined / 500m combined

Start List

Lista de Salida / Lista de Largada

Start Order	Bib No	Name	NOC
1	41	BOWE Brittany	USA - United States of America
2	19	CAICEDO MEJIA Jennifer Alexa	COL - Colombia
3	13	SANTIBAÑEZ Carolina	CHI - Chile
4	1	BONNET Melisa	ARG - Argentina



Velodrome
Velódromo
Velódromo

24 JUL 2007
17:15

Speed Skating

Patinaje de Velocidad / Patinação Velocidade

Women's Combined Sprint

Mujeres Combinada de Velocidad / Feminino Velocidade Combinada

1000m combined

1000m combined / 1000m combined

Start List

Lista de Salida / Lista de Largada

Start Order	Bib No	Name	NOC
1	19	CAICEDO MEJIA Jennifer Alexa	COL - Colombia
2	41	BOWE Brittany	USA - United States of America
3	13	SANTIBAÑEZ Carolina	CHI - Chile
4	1	BONNET Melisa	ARG - Argentina
5	23	CEDEÑO Maria Teresa	CUB - Cuba
6	45	VALENCIA Jeimy	VEN - Venezuela



Velodrome
Velódromo
Velódromo

24 JUL 2007
16:15

Speed Skating

Patinaje de Velocidad / Patinação Velocidade

Women's Combined Sprint

Mujeres Combinada de Velocidad / Feminino Velocidade Combinada

1000m combined

1000m combined / 1000m combined

Start List

Lista de Salida / Lista de Largada

	Bib No	Name	NOC
HEAT 1:	41	BOWE Brittany	USA - United States of America
	45	VALENCIA Jeimy	VEN - Venezuela
	39	ELIAS ALVARADO Veronica	MEX - Mexico
	5	REIS Eliete	BRA - Brazil
	33	ESTRADA Joan Mariana	GUA - Guatemala
HEAT 2:	13	SANTIBAÑEZ Carolina	CHI - Chile
	1	BONNET Melisa	ARG - Argentina
	23	CEDEÑO Maria Teresa	CUB - Cuba
	31	RAMOS Evelyn	ESA - El Salvador
	9	CHARBONNEAU Martine	CAN - Canada
	19	CAICEDO MEJIA Jennifer Alexa	COL - Colombia



Results (by Event Unit)

Resultados (por Carrera) / Resultados (por Corrida)

Rank	Bib No	Name	NOC	Time	Points
1	41	BOWE Brittany	USA	28.720	12
2	13	SANTIBAÑEZ Carolina	CHI	29.958	11
3	1	BONNET Melisa	ARG	30.290	10
4	45	VALENCIA Jeimy	VEN	30.359	9
5	39	ELIAS ALVARADO Veronica	MEX	30.412	8
6	23	CEDEÑO Maria Teresa	CUB	30.435	7
7	31	RAMOS Evelyn	ESA	31.315	6
8	5	REIS Eliete	BRA	31.460	5
9	33	ESTRADA Joan Mariana	GUA	32.611	4
10	9	CHARBONNEAU Martine	CAN	32.813	3
11	19	CAICEDO MEJIA Jennifer Alexa	COL	48.543	2

Number of Entries by NOC

Numero de Inscripciones por CON / Numero de Inscrições por CON

As of 23 JUL 2007

NOC	Men	Women	Total Competitors
ARG - Argentina	2	2	4
BRA - Brazil	2	2	4
CAN - Canada	2	2	4
CHI - Chile	2	2	4
COL - Colombia	2	2	4
CUB - Cuba	2	2	4
ECU - Ecuador	2	0	2
ESA - El Salvador	2	2	4
GUA - Guatemala	2	2	4
MEX - Mexico	2	2	4
USA - United States of America	2	2	4
VEN - Venezuela	2	2	4
Total: 12	24	22	46



Results (by Event Unit)

Resultados (por Carrera) / Resultados (por Corrida)

	Rank	Bib No	Name	NOC	Time	Qualified
HEAT 1:	1	41	BOWE Brittany	USA	47.683	Q
	2	13	SANTIBAÑEZ Carolina	CHI	48.256	Q
	3	23	CEDEÑO Maria Teresa	CUB	49.816	
HEAT 2:	1	19	CAICEDO MEJIA Jennifer Alexa	COL	49.025	Q
	2	1	BONNET Melisa	ARG	49.105	Q
	3	45	VALENCIA Jeimy	VEN	49.485	

Legend:

Q Qualified by Rank



Results (by Event Unit)

Resultados (por Carrera) / Resultados (por Corrida)

	Rank	Bib No	Name	NOC	Time	Qualified
HEAT 1:	1	41	BOWE Brittany	USA	48.769	Q
	2	23	CEDEÑO Maria Teresa	CUB	50.037	Q
	3	31	RAMOS Evelyn	ESA	51.066	
HEAT 2:	1	19	CAICEDO MEJIA Jennifer Alexa	COL	49.310	Q
	2	13	SANTIBÁÑEZ Carolina	CHI	49.435	Q
	3	39	ELIAS ALVARADO Veronica	MEX	49.733	
	4	5	REIS Eliete	BRA	52.974	
HEAT 3:	1	1	BONNET Melisa	ARG	50.975	Q
	2	45	VALENCIA Jeimy	VEN	51.074	Q
	3	33	ESTRADA Joan Mariana	GUA	52.309	
	4	9	CHARBONNEAU Martine	CAN	52.423	

Legend:

Q Qualified by Rank



Results (by Phase)

Resultados (por Fase) / Resultados (por Fase)

Rank	Bib No	Name	NOC	Elim	Semifinals	Finals
1	41	BOWE Brittany	USA	-	-	(12), 46.534
2	13	SANTIBAÑEZ Carolina	CHI	-	-	(11), 47.326
3	19	CAICEDO MEJIA Jennifer Alexa	COL	-	-	(10), 47.417
4	1	BONNET Melisa	ARG	-	-	(9), 47.957
5	45	VALENCIA Jeimy	VEN	-	(8), 49.485	-
6	23	CEDEÑO Maria Teresa	CUB	-	(7), 49.816	-
7	39	ELIAS ALVARADO Veronica	MEX	(6), 49.733	-	-
8	31	RAMOS Evelyn	ESA	(5), 51.066	-	-
9	33	ESTRADA Joan Mariana	GUA	(4), 52.309	-	-
10	9	CHARBONNEAU Martine	CAN	(3), 52.423	-	-
11	5	REIS Eliete	BRA	(2), 52.974	-	-



Velodrome
Velódromo
Velódromo

25 JUL 2007
17:30

Speed Skating

Patinaje de Velocidad / Patinação Velocidade

Women's Combined Sprint

Mujeres Combinada de Velocidad / Feminino Velocidade Combinada

500m time trial

500m combined / 500m combined

Results (by Event Unit)

Resultados (por Carrera) / Resultados (por Corrida)

Rank	Bib No	Name	NOC	Time	Points
1	41	BOWE Brittany	USA	46.534	12
2	13	SANTIBAÑEZ Carolina	CHI	47.326	11
3	19	CAICEDO MEJIA Jennifer Alexa	COL	47.417	10
4	1	BONNET Melisa	ARG	47.957	9



Velodrome
Velódromo
Velódromo

24 JUL 2007
17:15

Speed Skating

Patinaje de Velocidad / Patinação Velocidade

Women's Combined Sprint

Mujeres Combinada de Velocidad / Feminino Velocidade Combinada

1000m combined

1000m combined / 1000m combined

Results (by Event Unit)

Resultados (por Carrera) / Resultados (por Corrida)

Rank	Bib No	Name	NOC	Time	Points
1	41	BOWE Brittany	USA	1:40.140	12
2	19	CAICEDO MEJIA Jennifer Alexa	COL	1:40.210	11
3	1	BONNET Melisa	ARG	1:40.430	10
4	13	SANTIBAÑEZ Carolina	CHI	1:40.600	9
5	23	CEDEÑO Maria Teresa	CUB	1:42.830	8
6	45	VALENCIA Jeimy	VEN	1:42.920	7



Results (by Event Unit)

Resultados (por Carrera) / Resultados (por Corrida)

	Rank	Bib No	Name	NOC	Time	Qualified
HEAT 1:	1	41	BOWE Brittany	USA	1:41.980	Q
	2	45	VALENCIA Jeimy	VEN	1:42.830	q
	3	39	ELIAS ALVARADO Veronica	MEX	1:42.870	
	4	33	ESTRADA Joan Mariana	GUA	1:45.050	
	5	5	REIS Eliete	BRA	1:46.660	
HEAT 2:	1	19	CAICEDO MEJIA Jennifer Alexa	COL	1:38.830	Q
	2	13	SANTIBAÑEZ Carolina	CHI	1:39.050	q
	3	1	BONNET Melisa	ARG	1:39.290	q
	4	23	CEDEÑO Maria Teresa	CUB	1:41.000	q
	5	9	CHARBONNEAU Martine	CAN	1:45.140	
	6	31	RAMOS Evelyn	ESA	1:45.160	

Legend:

q Qualified by Time Q Qualified by Rank



Results (by Phase)

Resultados (por Fase) / Resultados (por Fase)

Rank	Bib No	Name	NOC	Semifinals	Finals
1	41	BOWE Brittany	USA	-	(12), 1:40.140
2	19	CAICEDO MEJIA Jennifer Alexa	COL	-	(11), 1:40.210
3	1	BONNET Melisa	ARG	-	(10), 1:40.430
4	13	SANTIBAÑEZ Carolina	CHI	-	(9), 1:40.600
5	23	CEDEÑO Maria Teresa	CUB	-	(8), 1:42.830
6	45	VALENCIA Jeimy	VEN	-	(7), 1:42.920
7	39	ELIAS ALVARADO Veronica	MEX	(6), 1:42.870	-
8	33	ESTRADA Joan Mariana	GUA	(5), 1:45.050	-
9	9	CHARBONNEAU Martine	CAN	(4), 1:45.140	-
10	31	RAMOS Evelyn	ESA	(3), 1:45.160	-
11	5	REIS Eliete	BRA	(2), 1:46.660	-



Results (by Event)

Resultados (por Evento) / Resultados (por Evento)

Rank	Bib No	Name	NOC	300m time trial	1000m combined	500m time trial	Total
1	41	BOWE Brittany	USA	12	12	12	35
2	13	SANTIBAÑEZ Carolina	CHI	11	9	11	30
3	1	BONNET Melisa	ARG	10	10	9	28
4	45	VALENCIA Jeimy	VEN	9	7	8	24
5	19	CAICEDO MEJIA Jennifer Alexa	COL	2	11	10	22
6	23	CEDEÑO Maria Teresa	CUB	7	8	7	22
7	39	ELIAS ALVARADO Veronica	MEX	8	6	6	20
8	31	RAMOS Evelyn	ESA	6	3	5	14
9	33	ESTRADA Joan Mariana	GUA	4	5	4	13
10	9	CHARBONNEAU Martine	CAN	3	4	3	10
11	5	REIS Eliete	BRA	5	2	2	9



Medallists

Medallista / Medalhistas

Medal	Name	NOC
GOLD	BOWE Brittany	USA - United States of America
SILVER	SANTIBAÑEZ Carolina	CHI - Chile
BRONZE	BONNET Melisa	ARG - Argentina



Velodrome
Velódromo
Velódromo

25 JUL 2007
9:45

Speed Skating

Patinaje de Velocidad / Patinação Velocidade

Women's Combined Distance

Mujeres Combinada de Fondo / Feminino Distância Combinada

10000m points

10000m points / 10000m points

Start List

Lista de Salida / Lista de Largada

Bib No	Name	NOC
7	ARROYO Thalita	BRA - Brazil
29	PLATERO Diana	ESA - El Salvador
11	HOPKINS Sarah	CAN - Canada
47	ERVITI Sara	VEN - Venezuela
15	RIFFO Valeria	CHI - Chile
21	HERRERA Amaya	CUB - Cuba
35	ARANA CHEW Ligia Azucena	GUA - Guatemala
43	SMITH Jessica	USA - United States of America
17	VIVAS Alexandra	COL - Colombia
3	POSADA Silvina	ARG - Argentina
37	CELEDON Ana Gabriela	MEX - Mexico



Velodrome
Velódromo
Velódromo

25 JUL 2007
16:30

Speed Skating

Patinaje de Velocidad / Patinação Velocidade

Women's Combined Distance

Mujeres Combinada de Fondo / Feminino Distância Combinada

15000 combined

15000 combined / 15000 combined

Start List

Lista de Salida / Lista de Largada

Bib No	Name	NOC
7	ARROYO Thalita	BRA - Brazil
29	PLATERO Diana	ESA - El Salvador
11	HOPKINS Sarah	CAN - Canada
47	ERVITI Sara	VEN - Venezuela
15	RIFFO Valeria	CHI - Chile
21	HERRERA Amaya	CUB - Cuba
35	ARANA CHEW Ligia Azucena	GUA - Guatemala
43	SMITH Jessica	USA - United States of America
17	VIVAS Alexandra	COL - Colombia
3	POSADA Silvina	ARG - Argentina
37	CELEDON Ana Gabriela	MEX - Mexico



Velodrome
Velódromo
Velódromo

24 JUL 2007
11:15

Speed Skating

Patinaje de Velocidad / Patinação Velocidade

Women's Combined Distance

Mujeres Combinada de Fondo / Feminino Distância Combinada

20000m Elimination race

20000m Elimination race / 20000m Elimination race

Start List

Lista de Salida / Lista de Largada

Bib No	Name	NOC
7	ARROYO Thalita	BRA - Brazil
29	PLATERO Diana	ESA - El Salvador
11	HOPKINS Sarah	CAN - Canada
47	ERVITI Sara	VEN - Venezuela
15	RIFFO Valeria	CHI - Chile
21	HERRERA Amaya	CUB - Cuba
35	ARANA CHEW Ligia Azucena	GUA - Guatemala
43	SMITH Jessica	USA - United States of America
17	VIVAS Alexandra	COL - Colombia
3	POSADA Silvina	ARG - Argentina
37	CELEDON Ana Gabriela	MEX - Mexico



Velodrome
Velódromo
Velódromo

25 JUL 2007
9:45

Speed Skating

Patinaje de Velocidad / Patinação Velocidade

Women's Combined Distance

Mujeres Combinada de Fondo / Feminino Distância Combinada

10000m points

10000m points / 10000m points

Results (by Event Unit)

Resultados (por Carrera) / Resultados (por Corrida)

Rank	Bib No	Name	NOC	Time	Points
1	3	POSADA Silvina	ARG	17:33.432	12
2	15	RIFFO Valeria	CHI	17:34.282	11
3	43	SMITH Jessica	USA	17:33.983	10
4	17	VIVAS Alexandra	COL	17:34.157	9
5	47	ERVITI Sara	VEN		8
6	21	HERRERA Amaya	CUB		7
7	29	PLATERO Diana	ESA		6
8	7	ARROYO Thalita	BRA		5
9	37	CELEDON Ana Gabriela	MEX		4
10	11	HOPKINS Sarah	CAN		3
11	35	ARANA CHEW Ligia Azucena	GUA		2



Velodrome
Velódromo
Velódromo

25 JUL 2007
9:45

Speed Skating

Patinaje de Velocidad / Patinação Velocidade

Women's Combined Distance

Mujeres Combinada de Fondo / Feminino Distância Combinada

10000m points

10000m points / 10000m points

Results (by Phase)

Resultados (por Fase) / Resultados (por Fase)

Rank	Bib No	Name	NOC	Points
1	3	POSADA Silvina	ARG	(12), 17:33.432
2	43	SMITH Jessica	USA	(11), 17:33.983
3	15	RIFFO Valeria	CHI	(10), 17:34.282
4	17	VIVAS Alexandra	COL	(9), 17:34.157
5	47	ERVITI Sara	VEN	8
6	21	HERRERA Amaya	CUB	7
7	29	PLATERO Diana	ESA	6
8	7	ARROYO Thalita	BRA	5
9	11	HOPKINS Sarah	CAN	4
10	37	CELEDON Ana Gabriela	MEX	3
11	35	ARANA CHEW Ligia Azucena	GUA	2



Velodrome
Velódromo
Velódromo

25 JUL 2007
16:30

Speed Skating
Patinaje de Velocidad / Patinação Velocidade

Women's Combined Distance
Mujeres Combinada de Fondo / Feminino Distância Combinada

15000 combined
15000 combined / 15000 combined

Results (by Phase)

Resultados (por Fase) / Resultados (por Fase)

Rank	Bib No	Name	NOC	Points
1	17	VIVAS Alexandra	COL	(12), 31:03.023
2	43	SMITH Jessica	USA	(11), 31:03.102
3	3	POSADA Silvina	ARG	(10), 31:03.610
4	47	ERVITI Sara	VEN	(9), 31:05.056
5	29	PLATERO Diana	ESA	(8), 31:07.668
10	15	RIFFO Valeria	CHI	(7), EL
8	21	HERRERA Amaya	CUB	(6), EL
11	37	CELEDON Ana Gabriela	MEX	(5), EL
7	11	HOPKINS Sarah	CAN	(4), EL
6	35	ARANA CHEW Ligia Azucena	GUA	(3), EL
9	7	ARROYO Thalita	BRA	(2), EL

Legend:

EL Eliminated



Velodrome
Velódromo
Velódromo

24 JUL 2007
11:15

Speed Skating

Patinaje de Velocidad / Patinação Velocidade

Women's Combined Distance

Mujeres Combinada de Fondo / Feminino Distância Combinada

20000m Elimination race

20000m Elimination race / 20000m Elimination race

Results (by Event Unit)

Resultados (por Carrera) / Resultados (por Corrida)

Rank	Bib No	Name	NOC	Time	Points
1	43	SMITH Jessica	USA	43:11.680	12
2	17	VIVAS Alexandra	COL	43:11.797	11
3	3	POSADA Silvina	ARG	43:12.272	10
4	15	RIFFO Valeria	CHI	43:13.340	9
5	47	ERVITI Sara	VEN		8
6	29	PLATERO Diana	ESA		7
7	21	HERRERA Amaya	CUB		6
8	37	CELEDON Ana Gabriela	MEX		5
9	7	ARROYO Thalita	BRA		4
10	11	HOPKINS Sarah	CAN		3
11	35	ARANA CHEW Ligia Azucena	GUA		2

Legend:

EL Eliminated



Results (by Event)

Resultados (por Evento) / Resultados (por Evento)

Rank	Bib No	Name	NOC	20000m Elimination	10000m points	15000 combined	Total
1	43	SMITH Jessica	USA	12	11	11	34
2	17	VIVAS Alexandra	COL	11	9	12	32
3	3	POSADA Silvina	ARG	10	12	10	32
4	15	RIFFO Valeria	CHI	9	10	(7), EL	26
5	47	ERVITI Sara	VEN	(8), EL	8	9	25
6	29	PLATERO Diana	ESA	(7), EL	6	8	21
7	21	HERRERA Amaya	CUB	(6), EL	7	(6), EL	19
8	37	CELEDON Ana Gabriela	MEX	(5), EL	3	(5), EL	13
9	11	HOPKINS Sarah	CAN	(3), EL	4	(4), EL	11
10	7	ARROYO Thalita	BRA	(4), EL	5	(2), EL	11
11	35	ARANA CHEW Ligia Azucena	GUA	(2), EL	2	(3), EL	7



Velodrome
Velódromo
Velódromo

24 JUL 2007

Speed Skating

Patinaje de Velocidad / Patinação Velocidade

Women's Combined Distance

Mujeres Combinada de Fondo / Feminino Distância Combinada

Medallists

Medallista / Medalhistas

Medal	Name	NOC
GOLD	SMITH Jessica	USA - United States of America
SILVER	VIVAS Alexandra	COL - Colombia
BRONZE	POSADA Silvina	ARG - Argentina



Velodrome
Velódromo
Velódromo

24 JUL 2007
9:00

Speed Skating

Patinaje de Velocidad / Patinação Velocidade

Men's Combined Sprint

Hombres Combinada de Velocidad / Masculino Velocidade Combinada

300m time trial

300m time trial / 300m time trial

Start List

Lista de Salida / Lista de Largada

Start Order	Bib No	Name	NOC
1	16	VERDUGO CAMPOS Ricardo	CHI - Chile
2	36	TZUL LOPEZ Vinicio	GUA - Guatemala
3	38	CORONADO FIGUEROA Alan	MEX - Mexico
4	30	RAMOS David	ESA - El Salvador
5	26	ALBAN Hector	ECU - Ecuador
6	20	SAEL PERNETT Oswaldo Aramis	COL - Colombia
7	2	FERNANDEZ Damian	ARG - Argentina
8	48	JARDINES Juan	VEN - Venezuela
9	8	ROMANO Rafael	BRA - Brazil
10	42	MANTIA Joey	USA - United States of America
11	22	PINEDA Dayron	CUB - Cuba
12	10	JALBERT Brian	CAN - Canada



Velodrome
Velódromo
Velódromo

25 JUL 2007
18:00

Speed Skating

Patinaje de Velocidad / Patinação Velocidade

Men's Combined Sprint

Hombres Combinada de Velocidad / Masculino Velocidade Combinada

500m time trial

500m combined / 500m combined

Start List

Lista de Salida / Lista de Largada

Start Order	Bib No	Name	NOC
1	42	MANTIA Joey	USA - United States of America
2	2	FERNANDEZ Damian	ARG - Argentina
3	48	JARDINES Juan	VEN - Venezuela
4	16	VERDUGO CAMPOS Ricardo	CHI - Chile



Velodrome
Velódromo
Velódromo

25 JUL 2007
15:00

Speed Skating

Patinaje de Velocidad / Patinação Velocidade

Men's Combined Sprint

Hombres Combinada de Velocidad / Masculino Velocidade Combinada

500m time trial

500m combined / 500m combined

Start List

Lista de Salida / Lista de Largada

	Bib No	Name	NOC
HEAT 1:	42	MANTIA Joey	USA - United States of America
	22	PINEDA Dayron	CUB - Cuba
	48	JARDINES Juan	VEN - Venezuela
HEAT 2:	20	SAEL PERNETT Oswaldo Aramis	COL - Colombia
	16	VERDUGO CAMPOS Ricardo	CHI - Chile
	2	FERNANDEZ Damian	ARG - Argentina



Results (by Event Unit)

Resultados (por Carrera) / Resultados (por Corrida)

Rank	Bib No	Name	NOC	Time	Points
1	17	VIVAS Alexandra	COL	31:03.023	12
2	43	SMITH Jessica	USA	31:03.102	11
3	3	POSADA Silvina	ARG	31:03.610	10
4	47	ERVITI Sara	VEN	31:05.056	9
5	29	PLATERO Diana	ESA	31:07.668	8
6	15	RIFFO Valeria	CHI		7
7	21	HERRERA Amaya	CUB		6
8	37	CELEDON Ana Gabriela	MEX		5
9	11	HOPKINS Sarah	CAN		4
10	35	ARANA CHEW Ligia Azucena	GUA		3
11	7	ARROYO Thalita	BRA		2

Legend:

EL Eliminated



Start List

Lista de Salida / Lista de Largada

	Bib No	Name	NOC
HEAT 1:	42	MANTIA Joey	USA - United States of America
	22	PINEDA Dayron	CUB - Cuba
	38	CORONADO FIGUEROA Alan	MEX - Mexico
	10	JALBERT Brian	CAN - Canada
HEAT 2:	48	JARDINES Juan	VEN - Venezuela
	20	SAEL PERNETT Oswaldo Aramis	COL - Colombia
	8	ROMANO Rafael	BRA - Brazil
	36	TZUL LOPEZ Vinicio	GUA - Guatemala
HEAT 3:	16	VERDUGO CAMPOS Ricardo	CHI - Chile
	2	FERNANDEZ Damian	ARG - Argentina
	30	RAMOS David	ESA - El Salvador
	26	ALBAN Hector	ECU - Ecuador



Velodrome
Velódromo
Velódromo

24 JUL 2007
16:45

Speed Skating

Patinaje de Velocidad / Patinação Velocidade

Men's Combined Sprint

Hombres Combinada de Velocidad / Masculino Velocidade Combinada

1000m combined

1000m combined / 1000m combined

Start List

Lista de Salida / Lista de Largada

Start Order	Bib No	Name	NOC
1	42	MANTIA Joey	USA - United States of America
2	48	JARDINES Juan	VEN - Venezuela
3	2	FERNANDEZ Damian	ARG - Argentina
4	20	SAEL PERNETT Oswaldo Aramis	COL - Colombia
5	16	VERDUGO CAMPOS Ricardo	CHI - Chile
6	38	CORONADO FIGUEROA Alan	MEX - Mexico



Start List

Lista de Salida / Lista de Largada

	Bib No	Name	NOC
HEAT 1:	42	MANTIA Joey	USA - United States of America
	2	FERNANDEZ Damian	ARG - Argentina
	20	SAEL PERNETT Oswaldo Aramis	COL - Colombia
	8	ROMANO Rafael	BRA - Brazil
	30	RAMOS David	ESA - El Salvador
	10	JALBERT Brian	CAN - Canada
HEAT 2:	48	JARDINES Juan	VEN - Venezuela
	16	VERDUGO CAMPOS Ricardo	CHI - Chile
	22	PINEDA Dayron	CUB - Cuba
	38	CORONADO FIGUEROA Alan	MEX - Mexico
	26	ALBAN Hector	ECU - Ecuador
	36	TZUL LOPEZ Vinicio	GUA - Guatemala



Results (by Event Unit)

Resultados (por Carrera) / Resultados (por Corrida)

Rank	Bib No	Name	NOC	Time	Points
1	42	MANTIA Joey	USA	27.198	12
2	48	JARDINES Juan	VEN	27.377	11
3	16	VERDUGO CAMPOS Ricardo	CHI	27.679	10
4	2	FERNANDEZ Damian	ARG	28.013	9
5	20	SAEL PERNETT Oswaldo Aramis	COL	28.077	8
6	22	PINEDA Dayron	CUB	28.149	7
7	38	CORONADO FIGUEROA Alan	MEX	28.304	6
8	8	ROMANO Rafael	BRA	28.641	5
9	30	RAMOS David	ESA	28.660	4
10	26	ALBAN Hector	ECU	28.691	3
11	36	TZUL LOPEZ Vinicio	GUA	29.625	2
12	10	JALBERT Brian	CAN	30.053	1



Velodrome
Velódromo
Velódromo

25 JUL 2007
17:15

Speed Skating

Patinaje de Velocidad / Patinação Velocidade

Men's Combined Sprint

Hombres Combinada de Velocidad / Masculino Velocidade Combinada

500m time trial

500m combined / 500m combined

Results (by Event Unit)

Resultados (por Carrera) / Resultados (por Corrida)

Rank	Bib No	Name	NOC	Time	Points
1	42	MANTIA Joey	USA	44.774	12
2	48	JARDINES Juan	VEN	45.213	11
3	2	FERNANDEZ Damian	ARG	45.308	10
4	16	VERDUGO CAMPOS Ricardo	CHI	45.968	9



Results (by Event Unit)

Resultados (por Carrera) / Resultados (por Corrida)

	Rank	Bib No	Name	NOC	Time	Qualified
HEAT 1:	1	42	MANTIA Joey	USA	45.251	Q
	2	48	JARDINES Juan	VEN	45.540	Q
	3	22	PINEDA Dayron	CUB	46.032	
HEAT 2:	1	2	FERNANDEZ Damian	ARG	45.862	Q
	2	16	VERDUGO CAMPOS Ricardo	CHI	46.178	Q
	3	20	SAEL PERNETT Oswaldo Aramis	COL	46.237	

Legend:

Q Qualified by Rank



Results (by Event Unit)

Resultados (por Carrera) / Resultados (por Corrida)

	Rank	Bib No	Name	NOC	Time	Qualified
HEAT 1:	1	42	MANTIA Joey	USA	45.580	Q
	2	22	PINEDA Dayron	CUB	45.820	Q
	3	38	CORONADO FIGUEROA Alan	MEX	46.080	
	4	10	JALBERT Brian	CAN	50.730	
HEAT 2:	1	20	SAEL PERNETT Oswaldo Aramis	COL	46.750	Q
	2	48	JARDINES Juan	VEN	47.220	Q
	3	8	ROMANO Rafael	BRA	47.950	
	4	36	TZUL LOPEZ Vinicio	GUA	48.350	
HEAT 3:	1	16	VERDUGO CAMPOS Ricardo	CHI	46.260	Q
	2	2	FERNANDEZ Damian	ARG	46.280	Q
	3	30	RAMOS David	ESA	46.870	
	4	26	ALBAN Hector	ECU	47.790	

Legend:

Q Qualified by Rank



Results (by Phase)

Resultados (por Fase) / Resultados (por Fase)

Rank	Bib No	Name	NOC	Elim	Semifinals	Finals
1	42	MANTIA Joey	USA	-	-	(12), 44.774
2	48	JARDINES Juan	VEN	-	-	(11), 45.213
3	2	FERNANDEZ Damian	ARG	-	-	(10), 45.308
4	16	VERDUGO CAMPOS Ricardo	CHI	-	-	(9), 45.968
5	22	PINEDA Dayron	CUB	-	(8), 46.032	-
6	20	SAEL PERNETT Oswaldo Aramis	COL	-	(7), 46.237	-
7	38	CORONADO FIGUEROA Alan	MEX	(6), 46.073	-	-
8	30	RAMOS David	ESA	(5), 46.866	-	-
9	26	ALBAN Hector	ECU	(4), 47.786	-	-
10	8	ROMANO Rafael	BRA	(3), 47.944	-	-
11	36	TZUL LOPEZ Vinicio	GUA	(2), 48.345	-	-
12	10	JALBERT Brian	CAN	(1), 50.727	-	-



Results (by Event Unit)

Resultados (por Carrera) / Resultados (por Corrida)

Rank	Bib No	Name	NOC	Time	Points
1	42	MANTIA Joey	USA	1:35.710	12
2	20	SAEL PERNETT Oswaldo Aramis	COL	1:36.060	11
3	2	FERNANDEZ Damian	ARG	1:36.140	10
4	16	VERDUGO CAMPOS Ricardo	CHI	1:36.830	9
5	48	JARDINES Juan	VEN	1:37.550	8
6	38	CORONADO FIGUEROA Alan	MEX	1:38.580	7



Results (by Event Unit)

Resultados (por Carrera) / Resultados (por Corrida)

	Rank	Bib No	Name	NOC	Time	Qualified
HEAT 1:	1	42	MANTIA Joey	USA	1:35.120	Q
	2	2	FERNANDEZ Damian	ARG	1:35.160	q
	3	20	SAEL PERNETT Oswaldo Aramis	COL	1:35.390	q
	4	10	JALBERT Brian	CAN	1:45.288	
	5	8	ROMANO Rafael	BRA		DNF
		30	RAMOS David	ESA		DSQ
HEAT 2:	1	48	JARDINES Juan	VEN	1:35.370	Q
	2	16	VERDUGO CAMPOS Ricardo	CHI	1:35.410	q
	3	38	CORONADO FIGUEROA Alan	MEX	1:36.280	q
	4	22	PINEDA Dayron	CUB	1:36.410	
	5	26	ALBAN Hector	ECU	1:36.970	
	6	36	TZUL LOPEZ Vinicio	GUA	1:37.620	

Legend:

DNF Did not finish **DSQ** Disqualified **q** Qualified by Time **Q** Qualified by Rank



Results (by Phase)

Resultados (por Fase) / Resultados (por Fase)

Rank	Bib No	Name	NOC	Semifinals	Finals
1	42	MANTIA Joey	USA	-	(12), 1:35.710
2	20	SAEL PERNETT Oswaldo Aramis	COL	-	(11), 1:36.060
3	2	FERNANDEZ Damian	ARG	-	(10), 1:36.140
4	16	VERDUGO CAMPOS Ricardo	CHI	-	(9), 1:36.830
5	48	JARDINES Juan	VEN	-	(8), 1:37.550
6	38	CORONADO FIGUEROA Alan	MEX	-	(7), 1:38.580
7	22	PINEDA Dayron	CUB	(6), 1:36.410	-
8	26	ALBAN Hector	ECU	(5), 1:36.970	-
9	36	TZUL LOPEZ Vinicio	GUA	(4), 1:37.620	-
10	10	JALBERT Brian	CAN	(3), 1:45.288	-
11	8	ROMANO Rafael	BRA	(2), DNF	-
12	30	RAMOS David	ESA	DSQ	-

Legend:

DNF Did not finish **DSQ** Disqualified



Results (by Event)

Resultados (por Evento) / Resultados (por Evento)

Rank	Bib No	Name	NOC	300m time trial	1000m combined	500m time trial	Total
1	42	MANTIA Joey	USA	12	12	12	36
2	48	JARDINES Juan	VEN	11	8	11	30
3	2	FERNANDEZ Damian	ARG	9	10	10	29
4	16	VERDUGO CAMPOS Ricardo	CHI	10	9	9	28
5	20	SAEL PERNETT Oswaldo Aramis	COL	8	11	7	26
6	22	PINEDA Dayron	CUB	7	6	8	21
7	38	CORONADO FIGUEROA Alan	MEX	6	7	6	19
8	26	ALBAN Hector	ECU	3	5	4	12
9	8	ROMANO Rafael	BRA	5	(2), DNF	3	10
10	30	RAMOS David	ESA	4	DSQ	5	9
11	36	TZUL LOPEZ Vinicio	GUA	2	4	2	8
12	10	JALBERT Brian	CAN	1	3	1	5



Medallists

Medallista / Medalhistas

Medal	Name	NOC
GOLD	MANTIA Joey	USA - United States of America
SILVER	JARDINES Juan	VEN - Venezuela
BRONZE	FERNANDEZ Damian	ARG - Argentina



Velodrome
Velódromo
Velódromo

25 JUL 2007
9:00

Speed Skating

Patinaje de Velocidad / Patinação Velocidade

Men's Combined Distance

Hombres Combinada de Fondo / Masculino Distância Combinada

10000m points

10000m points / 10000m points

Start List

Lista de Salida / Lista de Largada

Bib No	Name	NOC
14	GUZMAN Jose	CHI - Chile
34	VILLATORO Edy	GUA - Guatemala
40	MUÑOZ ORTEGA Jose Nathanael	MEX - Mexico
32	MIRANDA Odir	ESA - El Salvador
28	BOLAÑOS Jorge	ECU - Ecuador
18	CIFUENTES Jorge Luis	COL - Colombia
4	MARTINEZ Ruben	ARG - Argentina
46	OYALVIS Javier	VEN - Venezuela
6	DONATO Douglas	BRA - Brazil
44	GARCIA Jonathan	USA - United States of America
24	GARCIA Tony	CUB - Cuba
12	DOUCET Peter	CAN - Canada



Velodrome
Velódromo
Velódromo

24 JUL 2007
10:30

Speed Skating

Patinaje de Velocidad / Patinação Velocidade

Men's Combined Distance

Hombres Combinada de Fondo / Masculino Distância Combinada

20000m Elimination race

20000m Elimination race / 20000m Elimination race

Start List

Lista de Salida / Lista de Largada

Bib No	Name	NOC
14	GUZMAN Jose	CHI - Chile
34	VILLATORO Edy	GUA - Guatemala
40	MUÑOZ ORTEGA Jose Nathanael	MEX - Mexico
32	MIRANDA Odir	ESA - El Salvador
28	BOLAÑOS Jorge	ECU - Ecuador
18	CIFUENTES Jorge Luis	COL - Colombia
4	MARTINEZ Ruben	ARG - Argentina
46	OYALVIS Javier	VEN - Venezuela
6	DONATO Douglas	BRA - Brazil
44	GARCIA Jonathan	USA - United States of America
24	GARCIA Tony	CUB - Cuba
12	DOUCET Peter	CAN - Canada



Velodrome
Velódromo
Velódromo

25 JUL 2007
9:00

Speed Skating

Patinaje de Velocidad / Patinação Velocidade

Men's Combined Distance

Hombres Combinada de Fondo / Masculino Distância Combinada

10000m points

10000m points / 10000m points

Results (by Event Unit)

Resultados (por Carrera) / Resultados (por Corrida)

Rank	Bib No	Name	NOC	Time	Points
1	18	CIFUENTES Jorge Luis	COL	16:21.209	12
2	28	BOLAÑOS Jorge	ECU	16:20.735	11
3	4	MARTINEZ Ruben	ARG	16:36.174	10
4	46	OYALVIS Javier	VEN	16:37.484	9
5	24	GARCIA Tony	CUB	16:21.284	8
6	44	GARCIA Jonathan	USA	16:41.242	7
7	14	GUZMAN Jose	CHI	16:37.547	6
8	34	VILLATORO Edy	GUA		5
9	12	DOUCET Peter	CAN		4
10	6	DONATO Douglas	BRA		3
11	40	MUÑOZ ORTEGA Jose Nathanael	MEX		2
12	32	MIRANDA Odir	ESA		1



Velodrome
Velódromo
Velódromo

25 JUL 2007
9:00

Speed Skating

Patinaje de Velocidad / Patinação Velocidade

Men's Combined Distance

Hombres Combinada de Fondo / Masculino Distância Combinada

10000m points

10000m points / 10000m points

Results (by Phase)

Resultados (por Fase) / Resultados (por Fase)

Rank	Bib No	Name	NOC	Points
1	18	CIFUENTES Jorge Luis	COL (12), 16:21.209	
2	28	BOLAÑOS Jorge	ECU (11), 16:20.735	
3	4	MARTINEZ Ruben	ARG (10), 16:36.174	
4	46	OYALVIS Javier	VEN (9), 16:37.484	
5	24	GARCIA Tony	CUB (8), 16:21.284	
6	44	GARCIA Jonathan	USA (7), 16:41.242	
7	14	GUZMAN Jose	CHI (6), 16:37.547	
8	32	MIRANDA Odir	ESA	5
9	12	DOUCET Peter	CAN	4
10	34	VILLATORO Edy	GUA	3
11	6	DONATO Douglas	BRA	2
12	40	MUÑOZ ORTEGA Jose Nathanael	MEX	1



Velodrome
Velódromo
Velódromo

25 JUL 2007
16:00

Speed Skating

Patinaje de Velocidad / Patinação Velocidade

Men's Combined Distance

Hombres Combinada de Fondo / Masculino Distância Combinada

15000 combined

15000 combined / 15000 combined

Results (by Event Unit)

Resultados (por Carrera) / Resultados (por Corrida)

Rank	Bib No	Name	NOC	Time	Points
1	18	CIFUENTES Jorge Luis	COL	25:36.001	12
2	46	OYALVIS Javier	VEN	25:36.262	11
3	14	GUZMAN Jose	CHI	25:36.485	10
4	4	MARTINEZ Ruben	ARG	25:38.540	9
5	44	GARCIA Jonathan	USA	25:37.160	8
6	24	GARCIA Tony	CUB		7
7	28	BOLAÑOS Jorge	ECU		6
8	12	DOUCET Peter	CAN		5
9	34	VILLATORO Edy	GUA		4
10	6	DONATO Douglas	BRA		3
11	32	MIRANDA Odir	ESA		2
12	40	MUÑOZ ORTEGA Jose Nathanael	MEX		1

Legend:

EL Eliminated



Results (by Phase)

Resultados (por Fase) / Resultados (por Fase)

Rank	Bib No	Name	NOC	Points
1	18	CIFUENTES Jorge Luis	COL	(12), 25:36.001
2	46	OYALVIS Javier	VEN	(11), 25:36.262
3	14	GUZMAN Jose	CHI	(10), 25:36.485
4	4	MARTINEZ Ruben	ARG	(9), 25:38.540
5	44	GARCIA Jonathan	USA	(8), 25:37.160
8	24	GARCIA Tony	CUB	(7), EL
10	28	BOLAÑOS Jorge	ECU	(6), EL
11	12	DOUCET Peter	CAN	(5), EL
6	34	VILLATORO Edy	GUA	(4), EL
9	6	DONATO Douglas	BRA	(3), EL
12	32	MIRANDA Odir	ESA	(2), EL
7	40	MUÑOZ ORTEGA Jose Nathanael	MEX	(1), EL

Legend:

EL Eliminated



Results (by Event Unit)

Resultados (por Carrera) / Resultados (por Corrida)

Rank	Bib No	Name	NOC	Time	Points
1	18	CIFUENTES Jorge Luis	COL	35:39.78	12
2	28	BOLAÑOS Jorge	ECU	35:40.22	11
3	44	GARCIA Jonathan	USA	35:40.39	10
4	24	GARCIA Tony	CUB	35:40.53	9
5	46	OYALVIS Javier	VEN	35:41.33	8
6	14	GUZMAN Jose	CHI		7
7	4	MARTINEZ Ruben	ARG		6
8	6	DONATO Douglas	BRA		5
9	34	VILLATORO Edy	GUA		4
10	40	MUÑOZ ORTEGA Jose Nathanael	MEX		3
11	12	DOUCET Peter	CAN		2
	32	MIRANDA Odir	ESA		DSQ

Legend:

DSQ Disqualified **EL** Eliminated



Results (by Event)

Resultados (por Evento) / Resultados (por Evento)

Rank	Bib No	Name	NOC	20000m Elimination	10000m points	15000 combined	Total
1	18	CIFUENTES Jorge Luis	COL	12	12	12	36
2	46	OYALVIS Javier	VEN	8	9	11	28
3	28	BOLAÑOS Jorge	ECU	11	11	(6), EL	28
4	4	MARTINEZ Ruben	ARG	(6), EL	10	9	25
5	44	GARCIA Jonathan	USA	10	7	8	25
6	24	GARCIA Tony	CUB	9	8	(7), EL	24
7	14	GUZMAN Jose	CHI	(7), EL	6	10	23
8	34	VILLATORO Edy	GUA	(4), EL	5	(4), EL	13
9	12	DOUCET Peter	CAN	(2), EL	4	(5), EL	11
10	6	DONATO Douglas	BRA	(5), EL	3	(3), EL	11
11	40	MUÑOZ ORTEGA Jose Nathanael	MEX	(3), EL	2	(1), EL	6
12	32	MIRANDA Odir	ESA	DSQ	1	(2), EL	3



Medallists

Medallista / Medalhistas

Medal	Name	NOC
GOLD	CIFUENTES Jorge Luis	COL - Colombia
SILVER	OYALVIS Javier	VEN - Venezuela
BRONZE	BOLAÑOS Jorge	ECU - Ecuador

Medal Standings

Posiciones de Medallas / Posições das Medalhas

As of 25 JUL 2007

AFTER 4 OF 4 EVENTS

Rank	NOC	Men				Women				Total				Rank By Total
		G	S	B	Tot	G	S	B	Tot	G	S	B	Tot	
1	USA - United States of America	1			1	2			2	3			3	=1
2	COL - Colombia	1			1		1		1	1	1		2	=3
3	VEN - Venezuela		2		2						2		2	=3
4	CHI - Chile						1		1		1		1	=5
5	ARG - Argentina			1	1			2	2			3	3	=1
6	ECU - Ecuador			1	1							1	1	=5
	Total:	2	2	2	6	2	2	2	6	4	4	4	12	

Legend:

= Equal sign indicates that two or more NOCs share the same rank by total
G Gold **S** Silver **Tot** Total **B** Bronze

Remo
Remo
Rowing





NUMBER OF ENTRIES BY NOC

Número de Inscrições por CON / Número de Inscripciones por CON.

As of 13 JUL 2007

NF Code	NF	W1x [1]	M1x [2]	W2- [3]	M2- [4]	W2x [5]	M2x [6]	M4- [7]	LW2x [8]	LM2x [9]	LM4- [10]	W4x [11]	M4x [12]	M8+ [14]	NF Code	Total
ARG	Argentina	1	1		1	1	1	1	1	1	1	1	1	1	ARG	12
BRA	Brazil		1		1			1	1	1	1	1	1	1	BRA	9
CAN	Canada			1	1	1		1	1	1	1	1			CAN	8
CHI	Chile		1	1						1	1				CHI	4
CUB	Cuba	1	1	1	1	1	1	1	1	1	1	1	1	1	CUB	13
ECU	Ecuador									1					ECU	1
ESA	El Salvador	1	1								1				ESA	3
GUA	Guatemala								1		1				GUA	2
HON	Honduras		1												HON	1
MEX	Mexico	1	1		1			1	1						MEX	5
PAN	Panama		1												PAN	1
PER	Peru						1			1					PER	2
URU	Uruguay						1			1			1		URU	3
USA	United States of America	1	1	1	1	1	1	1	1	1	1	1	1	1	USA	13
VEN	Venezuela	1	1				1		1	1					VEN	5
15	Total	6	10	4	6	4	6	6	8	10	8	5	5	4	15	82

Legend:

W1x	Women's Single Sculls	M1x	Men's Single Sculls	W2-	Women's Pairs	M2-	Men's Pairs
W2x	Women's Double Sculls	M2x	Men's Double Sculls	M4-	Men's Four	LW2x	Lwt. Women's Double Sculls
LM2x	Lightweight Men's Double Sculls	LM4-	Lightweight Men's Four	W4x	Women's Quadruple Sculls	M4x	Men's Quadruple Sculls
M8+	Men's Eight						



Rowing Stadium
Estádio de Remo
Estadio de Remo

ROWING
REMO / REMO

ENTRY LIST BY NOC

Lista de Inscrições por CON / Lista de Inscripciones por CON.

As of 19 JUL 2007

ARG - Argentina

Event Code	Event Number	Seat	Name
W1x	1	(b)	BEST Maria Gabriela
M1x	2	(b)	FERNANDEZ Santiago
M2-	4	(b) (s)	ORDAS Damian SAN MARTIN Alan
W2x	5	(b) (s)	PALERMO Lucia ABALO Maria Laura
M2x	6	(b) (s)	MURILLO Rodrigo SUAREZ Ariel
M4-	7	(b) (2) (3) (s)	SICILIA Horacio MARTINEZ Maximiliano IWAN Joaquin LOPEZ Diego Martin
LW2x	8	(b) (s)	SCHIFFMACHER Carolina ROHNER Maria Clara
LM2x	9	(b) (s)	CEJAS Mario CAMPASSI Juan Miguel
LM4-	10	(b) (2) (3) (s)	LAURO Carlo CARRIERI Nicolas Adrian MAHNIC Pablo David ATEM Kevin Antonio
W4x	11	(b) (2) (3) (s)	BEST Maria Gabriela PALERMO Lucia ABALO Maria Laura ROHNER Maria Clara
M4x	12	(b) (2) (3) (s)	ROSSO Cristian Alberto CLAUS Victor Sebastian SUAREZ Ariel MURILLO Rodrigo
M8+	14	(b) (2) (3) (4) (5) (6) (7) (s) (c)	SAN MARTIN Alan BRONCA Marcelo Walter MARTINEZ Maximiliano IWAN Joaquin SICILIA Horacio LOPEZ Diego Martin ORDAS Damian PALERMO Mariano INFANTE Joel

Crews: 12
RO0000000_C32A_3.0

Athletes: 25

Report Created THU 19 JUL 2007 07:36

Page 1 / 18



Rowing Stadium
Estádio de Remo
Estadio de Remo

ROWING
REMO / REMO

ENTRY LIST BY NOC

Lista de Inscrições por CON / Lista de Inscripciones por CON.

Note: All corrections until the draw are available in INFO.

Legend:

W1x	Women's Single Sculls	M1x	Men's Single Sculls	W2-	Women's Pairs	M2-	Men's Pairs
W2x	Women's Double Sculls	M2x	Men's Double Sculls	M4-	Men's Four	LW2x	Lwt. Women's Double Sculls
LM2x	Lightweight Men's Double Sculls	LM4-	Lightweight Men's Four	W4x	Women's Quadruple Sculls	M4x	Men's Quadruple Sculls
M8+	Men's Eight						
(b)	bow	(2)-(7)	seat	(s)	stroke	(c)	cox

ENTRY LIST BY NOC

Lista de Inscrições por CON / Lista de Inscripciones por CON.

BRA - Brazil

Event Code	Event Number	Seat	Name
M1x	2	(b)	SILVA Marcelus
M2-	4	(b) (s)	NOCETTI Anderson BITENCOURT Allan
M4-	7	(b) (2) (3) (s)	CASTRO Renan RIBAS Alexandre TOZZO Leandro CUNHA Gibran
LW2x	8	(b) (s)	CARVALHO Camila GRANATO Luciana
LM2x	9	(b) (s)	SOBRAL JUNIOR Jose GOMES Thiago
LM4-	10	(b) (2) (3) (s)	VARGAS Ronaldo FERREIRA Leandro ALMEIDA Thiago MESTRE Alexis
W4x	11	(b) (2) (3) (s)	COSTA Kissya GORGEN Renata ANVERSA Monica BELTRAME Fabiana
M4x	12	(b) (2) (3) (s)	KLUG Jairo MARTINS Marco SOARES JUNIOR Joao RANGEL Jose
M8+	14	(b) (2) (3) (4) (5) (6) (7) (s) (c)	CASTRO Renan RIBAS Alexandre TOZZO Leandro CUNHA Gibran NASCIMENTO JUNIOR Jose Roberto SILVA Marcelus NOCETTI Anderson BITENCOURT Allan ALONCO Nilton

Crews: 9 **Athletes:** 25

Note: All corrections until the draw are available in INFO.

Legend:							
W1x	Women's Single Sculls	M1x	Men's Single Sculls	W2-	Women's Pairs	M2-	Men's Pairs
W2x	Women's Double Sculls	M2x	Men's Double Sculls	M4-	Men's Four	LW2x	Lwt. Women's Double Sculls
LM2x	Lightweight Men's Double Sculls	LM4-	Lightweight Men's Four	W4x	Women's Quadruple Sculls	M4x	Men's Quadruple Sculls
M8+	Men's Eight						
(b)	bow	(2)-(7)	seat	(s)	stroke	(c)	cox



Rowing Stadium
Estádio de Remo
Estadio de Remo

ROWING
REMO / REMO

ENTRY LIST BY NOC

Lista de Inscrições por CON / Lista de Inscripciones por CON.

CAN - Canada

Event Code	Event Number	Seat	Name
W2-	3	(b) (s)	HOSKINS Zoe MAURER Nathalie
M2-	4	(b) (s)	CASACA Dan JARVIS Christopher
W2x	5	(b) (s)	HYSLOP Peggy McCARTY Cristin
M4-	7	(b) (2) (3) (s)	KEESEY Todd GOODFELLOW Vincent LAMB David HERON Brent
LW2x	8	(b) (s)	CUTHBERTSON Amber BRILLON Camille
LM2x	9	(b) (s)	HAYER John BORDEN Andrew
LM4-	10	(b) (2) (3) (s)	REYNOLDS Adam BORDEN Andrew HAYER John AMESBURY Paul
W4x	11	(b) (2) (3) (s)	MAURER Nathalie HOSKINS Zoe HYSLOP Peggy McCARTY Cristin
Crews:	8		Athletes: 16

Note: All corrections until the draw are available in INFO.

Legend:

W1x	Women's Single Sculls	M1x	Men's Single Sculls	W2-	Women's Pairs	M2-	Men's Pairs
W2x	Women's Double Sculls	M2x	Men's Double Sculls	M4-	Men's Four	LW2x	Lwt. Women's Double Sculls
LM2x	Lightweight Men's Double Sculls	LM4-	Lightweight Men's Four	W4x	Women's Quadruple Sculls	M4x	Men's Quadruple Sculls
M8+	Men's Eight						
(b)	bow	(2)-(7)	seat	(s)	stroke	(c)	cox



Velodrome
Velódromo
Velódromo

25 JUL 2007
16:00

Speed Skating

Patinaje de Velocidad / Patinação Velocidade

Men's Combined Distance

Hombres Combinada de Fondo / Masculino Distância Combinada

15000 combined

15000 combined / 15000 combined

Start List

Lista de Salida / Lista de Largada

Bib No	Name	NOC
14	GUZMAN Jose	CHI - Chile
34	VILLATORO Edy	GUA - Guatemala
40	MUÑOZ ORTEGA Jose Nathanael	MEX - Mexico
32	MIRANDA Odir	ESA - El Salvador
28	BOLAÑOS Jorge	ECU - Ecuador
18	CIFUENTES Jorge Luis	COL - Colombia
4	MARTINEZ Ruben	ARG - Argentina
46	OYALVIS Javier	VEN - Venezuela
6	DONATO Douglas	BRA - Brazil
44	GARCIA Jonathan	USA - United States of America
24	GARCIA Tony	CUB - Cuba
12	DOUCET Peter	CAN - Canada



ENTRY LIST BY NOC

Lista de Inscrições por CON / Lista de Inscripciones por CON.

CHI - Chile

Event Code	Event Number	Seat	Name
M1x	2	(b)	VASQUEZ Oscar
W2-	3	(b) (s)	JADUE Soraya ORELLANA Maria Jose
LM2x	9	(b) (s)	LEAL Felipe CERDA Miguel
LM4-	10	(b) (2) (3) (s)	GODOY Javier CIFUENTES Mauricio MUNOZ Rodrigo GONZALEZ Abraham
Crews:	4		Athletes: 9

Note: All corrections until the draw are available in INFO.

Legend:

W1x	Women's Single Sculls	M1x	Men's Single Sculls	W2-	Women's Pairs	M2-	Men's Pairs
W2x	Women's Double Sculls	M2x	Men's Double Sculls	M4-	Men's Four	LW2x	Lwt. Women's Double Sculls
LM2x	Lightweight Men's Double Sculls	LM4-	Lightweight Men's Four	W4x	Women's Quadruple Sculls	M4x	Men's Quadruple Sculls
M8+	Men's Eight						
(b)	bow	(2)-(7)	seat	(s)	stroke	(c)	cox



ENTRY LIST BY NOC

Lista de Inscrições por CON / Lista de Inscripciones por CON.

CUB - Cuba

Event Code	Event Number	Seat	Name
W1x	1	(b)	GONZALEZ Mayra
M1x	2	(b)	HERNANDEZ Yoennis
W2-	3	(b) (s)	VENET Yurisleydis DESPAIGNE Magela
M2-	4	(b) (s)	AVILA Jorber BASILIO POLL Yenser
W2x	5	(b) (s)	VENET Yurisleydis GONZALEZ Mayra
M2x	6	(b) (s)	CONCEPCION Janier HERNANDEZ Yoennis
M4-	7	(b) (2) (3) (s)	AVILA Jorber RUBIO Eduardo CASCARET Manuel BASILIO POLL Yenser
LW2x	8	(b) (s)	VELAZQUEZ Yaima DOMINGUEZ Yoslaine
LM2x	9	(b) (s)	BATISTA Eyder PEREZ Yunior
LM4-	10	(b) (2) (3) (s)	BATISTA Eyder MASSIP Dixan GONZALEZ Iran PEREZ Yunior
W4x	11	(b) (2) (3) (s)	TORRES Yurisneidy VENET Yurisleydis GONZALEZ Mayra MARERRO Ismaray
M4x	12	(b) (2) (3) (s)	CASCARET Yuleydis CONCEPCION Janier FOURNIER Angel HERNANDEZ Yoennis



Rowing Stadium
Estádio de Remo
Estadio de Remo

ROWING
REMO / REMO

ENTRY LIST BY NOC

Lista de Inscrições por CON / Lista de Inscripciones por CON.

CUB - Cuba

Event Code	Event Number	Seat	Name
M8+	14	(b)	AVILA Jorber
		(2)	DOMINGUEZ Michel
		(3)	RUBIO Eduardo
		(4)	PEREZ Yenier
		(5)	RODRIGUEZ Magdiel
		(6)	SUAREZ Elson
		(7)	CASCARET Manuel
		(s)	BASILIO POLL Yenser
		(c)	GONZALEZ Juan Carlos
Crews:	13		Athletes: 24

Note: All corrections until the draw are available in INFO.

Legend:

W1x	Women's Single Sculls	M1x	Men's Single Sculls	W2-	Women's Pairs	M2-	Men's Pairs
W2x	Women's Double Sculls	M2x	Men's Double Sculls	M4-	Men's Four	LW2x	Lwt. Women's Double Sculls
LM2x	Lightweight Men's Double Sculls	LM4-	Lightweight Men's Four	W4x	Women's Quadruple Sculls	M4x	Men's Quadruple Sculls
M8+	Men's Eight						
(b)	bow	(2)-(7)	seat	(s)	stroke	(c)	cox



ENTRY LIST BY NOC

Lista de Inscrições por CON / Lista de Inscripciones por CON.

ECU - Ecuador

Event Code	Event Number	Seat	Name
------------	--------------	------	------

LM2x	9	(b) (s)	ALVAREZ Miguel CRIOLLO Luis
------	---	------------	--------------------------------

Crews: 1 **Athletes:** 2

Note: All corrections until the draw are available in INFO.

Legend:

W1x	Women's Single Sculls	M1x	Men's Single Sculls	W2-	Women's Pairs	M2-	Men's Pairs
W2x	Women's Double Sculls	M2x	Men's Double Sculls	M4-	Men's Four	LW2x	Lwt. Women's Double Sculls
LM2x	Lightweight Men's Double Sculls	LM4-	Lightweight Men's Four	W4x	Women's Quadruple Sculls	M4x	Men's Quadruple Sculls
M8+	Men's Eight						
(b)	bow	(2)-(7)	seat	(s)	stroke	(c)	cox

ENTRY LIST BY NOC

Lista de Inscrições por CON / Lista de Inscripciones por CON.

ESA - El Salvador

Event Code	Event Number	Seat	Name
W1x	1	(b)	VARGAS Camila
M1x	2	(b)	CHAVEZ Cesar
LM4-	10	(b)	CORTEZ Carlos
		(2)	MERINO Carlos
		(3)	MARROQUIN Aristides
		(s)	RIVERA Ricardo
Crews:	3		Athletes: 6

Note: All corrections until the draw are available in INFO.

Legend:

W1x	Women's Single Sculls	M1x	Men's Single Sculls	W2-	Women's Pairs	M2-	Men's Pairs
W2x	Women's Double Sculls	M2x	Men's Double Sculls	M4-	Men's Four	LW2x	Lwt. Women's Double Sculls
LM2x	Lightweight Men's Double Sculls	LM4-	Lightweight Men's Four	W4x	Women's Quadruple Sculls	M4x	Men's Quadruple Sculls
M8+	Men's Eight						
(b)	bow	(2)-(7)	seat	(s)	stroke	(c)	cox



Rowing Stadium
Estádio de Remo
Estadio de Remo

ROWING
REMO / REMO

ENTRY LIST BY NOC

Lista de Inscrições por CON / Lista de Inscripciones por CON.

GUA - Guatemala

Event Code	Event Number	Seat	Name
LW2x	8	(b) (s)	DIMAS Emeline FIGUEROA Claudia
LM4-	10	(b) (2) (3) (s)	PEREZ Miguel Angel MAEDA Oscar GUEVARA Juan Carlos CATALAN Ericksen
Crews:	2		Athletes: 6

Note: All corrections until the draw are available in INFO.

Legend:

W1x	Women's Single Sculls	M1x	Men's Single Sculls	W2-	Women's Pairs	M2-	Men's Pairs
W2x	Women's Double Sculls	M2x	Men's Double Sculls	M4-	Men's Four	LW2x	Lwt. Women's Double Sculls
LM2x	Lightweight Men's Double Sculls	LM4-	Lightweight Men's Four	W4x	Women's Quadruple Sculls	M4x	Men's Quadruple Sculls
M8+	Men's Eight						
(b)	bow	(2)-(7)	seat	(s)	stroke	(c)	cox



Rowing Stadium
Estádio de Remo
Estadio de Remo

ROWING
REMO / REMO

ENTRY LIST BY NOC

Lista de Inscrições por CON / Lista de Inscripciones por CON.

HON - Honduras

Event Code	Event Number	Seat	Name
------------	--------------	------	------

M1x 2 (b) AVILA Norberto

Crews: 1 Athletes: 1

Note: All corrections until the draw are available in INFO.

Legend:

W1x	Women's Single Sculls	M1x	Men's Single Sculls	W2-	Women's Pairs	M2-	Men's Pairs
W2x	Women's Double Sculls	M2x	Men's Double Sculls	M4-	Men's Four	LW2x	Lwt. Women's Double Sculls
LM2x	Lightweight Men's Double Sculls	LM4-	Lightweight Men's Four	W4x	Women's Quadruple Sculls	M4x	Men's Quadruple Sculls
M8+	Men's Eight						
(b)	bow	(2)-(7)	seat	(s)	stroke	(c)	cox



Rowing Stadium
Estádio de Remo
Estadio de Remo

ROWING
REMO / REMO

ENTRY LIST BY NOC

Lista de Inscrições por CON / Lista de Inscripciones por CON.

MEX - Mexico

Event Code	Event Number	Seat	Name
W1x	1	(b)	HUERTA TRILLO Gabriela
M1x	2	(b)	LOLIGER SALAS Patrick Alexandre Er.
M2-	4	(b) (s)	ESTANOL ARIZA Raymundo Sebastian TEJADA RIOS Leopoldo
M4-	7	(b) (2) (3) (s)	CABALLERO AMOORE Pablo TEJADA RIOS Leopoldo ESTANOL ARIZA Raymundo Sebastian LOLIGER SALAS Patrick Alexandre Er.
LW2x	8	(b) (s)	RAMIREZ ESNAURRIZAR Analicia PEREZ RUL RIVERO Lila
Crews:	5		Athletes: 7

Note: All corrections until the draw are available in INFO.

Legend:							
W1x	Women's Single Sculls	M1x	Men's Single Sculls	W2-	Women's Pairs	M2-	Men's Pairs
W2x	Women's Double Sculls	M2x	Men's Double Sculls	M4-	Men's Four	LW2x	Lwt. Women's Double Sculls
LM2x	Lightweight Men's Double Sculls	LM4-	Lightweight Men's Four	W4x	Women's Quadruple Sculls	M4x	Men's Quadruple Sculls
M8+	Men's Eight						
(b)	bow	(2)-(7)	seat	(s)	stroke	(c)	cox



Rowing Stadium
Estádio de Remo
Estadio de Remo

ROWING
REMO / REMO

ENTRY LIST BY NOC

Lista de Inscrições por CON / Lista de Inscripciones por CON.

PAN - Panama

Event Code	Event Number	Seat	Name
------------	--------------	------	------

M1x 2 (b) ANDERSON Francisco

Crews: 1 Athletes: 1

Note: All corrections until the draw are available in INFO.

Legend:

W1x	Women's Single Sculls	M1x	Men's Single Sculls	W2-	Women's Pairs	M2-	Men's Pairs
W2x	Women's Double Sculls	M2x	Men's Double Sculls	M4-	Men's Four	LW2x	Lwt. Women's Double Sculls
LM2x	Lightweight Men's Double Sculls	LM4-	Lightweight Men's Four	W4x	Women's Quadruple Sculls	M4x	Men's Quadruple Sculls
M8+	Men's Eight						
(b)	bow	(2)-(7)	seat	(s)	stroke	(c)	cox



Rowing Stadium
Estádio de Remo
Estadio de Remo

ROWING
REMO / REMO

ENTRY LIST BY NOC

Lista de Inscrições por CON / Lista de Inscripciones por CON.

PER - Peru

Event Code	Event Number	Seat	Name
M2x	6	(b) (s)	WILHELMI MONGE del CASTILLO
LM2x	9	(b) (s)	MEJIA Diego ASPILLAGA Victor
Crews:	2		Athletes: 4

Note: All corrections until the draw are available in INFO.

Legend:

W1x	Women's Single Sculls	M1x	Men's Single Sculls	W2-	Women's Pairs	M2-	Men's Pairs
W2x	Women's Double Sculls	M2x	Men's Double Sculls	M4-	Men's Four	LW2x	Lwt. Women's Double Sculls
LM2x	Lightweight Men's Double Sculls	LM4-	Lightweight Men's Four	W4x	Women's Quadruple Sculls	M4x	Men's Quadruple Sculls
M8+	Men's Eight						
(b)	bow	(2)-(7)	seat	(s)	stroke	(c)	cox



ENTRY LIST BY NOC

Lista de Inscrições por CON / Lista de Inscripciones por CON.

URU - Uruguay

Event Code	Event Number	Seat	Name
M2x	6	(b) (s)	BOUVIER WALLER Emanuel ESQUIVEL Jhonatan
LM2x	9	(b) (s)	COLLAZO Rodolfo GARCIA Javier
M4x	12	(b) (2) (3) (s)	DUMESTRE Emiliano ESQUIVEL Jhonatan BOUVIER WALLER Emanuel REBOLEDO PINEYRUA Joe
Crews:	3		Athletes: 6

Note: All corrections until the draw are available in INFO.

Legend:

W1x	Women's Single Sculls	M1x	Men's Single Sculls	W2-	Women's Pairs	M2-	Men's Pairs
W2x	Women's Double Sculls	M2x	Men's Double Sculls	M4-	Men's Four	LW2x	Lwt. Women's Double Sculls
LM2x	Lightweight Men's Double Sculls	LM4-	Lightweight Men's Four	W4x	Women's Quadruple Sculls	M4x	Men's Quadruple Sculls
M8+	Men's Eight						
(b)	bow	(2)-(7)	seat	(s)	stroke	(c)	cox



Rowing Stadium
Estádio de Remo
Estádio de Remo

ROWING
REMO / REMO

ENTRY LIST BY NOC

Lista de Inscrições por CON / Lista de Inscripciones por CON.

USA - United States of America

Event Code	Event Number	Seat	Name
W1x	1	(b)	DAMPEER Reilly
M1x	2	(b)	SCHROEDER Jamie
W2-	3	(b) (s)	STIVER Ruth RECK Jennifer
M2-	4	(b) (s)	BEERY Daniel O'DUNNE Patrick
W2x	5	(b) (s)	TROWBRIDGE Sarah MATIA Margaret
M2x	6	(b) (s)	McEACHERN CUDDY Francis
M4-	7	(b) (2) (3) (s)	WINKLER Gabe BEA Sebastian WINKLEVOSS Howard Tyler WINKLEVOSS Cameron
LW2x	8	(b) (s)	MOORE Hannah BREZLER Carey
LM2x	9	(b) (s)	MONTGOMERY Rich LIVERMAN Andrew
LM4-	10	(b) (2) (3) (s)	BOLTON Andrew LARSEN Bjorn SMITH Matthew CARCAGNO Simon
W4x	11	(b) (2) (3) (s)	NICHOLS Julie DAMPEER Reilly TROWBRIDGE Sarah MATIA Margaret
M4x	12	(b) (2) (3) (s)	ANDERSON Warren SCHROEDER Jamie McEACHERN CUDDY Francis



Rowing Stadium
Estádio de Remo
Estadio de Remo

ROWING
REMO / REMO

ENTRY LIST BY NOC

Lista de Inscrições por CON / Lista de Inscripciones por CON.

USA - United States of America

Event Code	Event Number	Seat	Name
------------	--------------	------	------

M8+	14	(b)	KEPPER Troy
		(2)	CALLAGHAN Chris
		(3)	WINKLER Gabe
		(4)	BEERY Daniel
		(5)	WINKLEVOSS Cameron
		(6)	BEA Sebastian
		(7)	O'DUNNE Patrick
		(s)	WINKLEVOSS Howard Tyler
		(c)	DELGUERCIO Ned

Crews: 13 Athletes: 27

Note: All corrections until the draw are available in INFO.

Legend:

W1x	Women's Single Sculls	M1x	Men's Single Sculls	W2-	Women's Pairs	M2-	Men's Pairs
W2x	Women's Double Sculls	M2x	Men's Double Sculls	M4-	Men's Four	LW2x	Lwt. Women's Double Sculls
LM2x	Lightweight Men's Double Sculls	LM4-	Lightweight Men's Four	W4x	Women's Quadruple Sculls	M4x	Men's Quadruple Sculls
M8+	Men's Eight						
(b)	bow	(2)-(7)	seat	(s)	stroke	(c)	cox



Rowing Stadium
Estádio de Remo
Estadio de Remo

ROWING
REMO / REMO

ENTRY LIST BY NOC

Lista de Inscrições por CON / Lista de Inscripciones por CON.

VEN - Venezuela

Event Code	Event Number	Seat	Name
W1x	1	(b)	SANTOYO Ana
M1x	2	(b)	HERNANDEZ Dhison
M2x	6	(b) (s)	MARCANO Alexis ABOUT James
LW2x	8	(b) (s)	MENESES UZCATEGUI Kimberlyn Dariana IZAZE Yoselyn
LM2x	9	(b) (s)	GUIPE JIMENEZ Jose Ramon COVA Eduardo
Crews:	5		Athletes: 8

Note: All corrections until the draw are available in INFO.

Legend:

W1x	Women's Single Sculls	M1x	Men's Single Sculls	W2-	Women's Pairs	M2-	Men's Pairs
W2x	Women's Double Sculls	M2x	Men's Double Sculls	M4-	Men's Four	LW2x	Lwt. Women's Double Sculls
LM2x	Lightweight Men's Double Sculls	LM4-	Lightweight Men's Four	W4x	Women's Quadruple Sculls	M4x	Men's Quadruple Sculls
M8+	Men's Eight						
(b)	bow	(2)-(7)	seat	(s)	stroke	(c)	cox



Rowing Stadium
Estádio de Remo
Estadio de Remo

ROWING
REMO / REMO

1
(Event)

ENTRY LIST BY EVENT

Lista de Inscrições por Evento / Lista de Inscripciones por Evento

W1x

As of 19 JUL 2007

Women's Single Sculls

ARG (b)BEST Maria Gabriela	CUB GONZALEZ Mayra	ESA VARGAS Camila	MEX HUERTA TRILLO Gabriela	USA DAMPEER Reilly
VEN (b)SANTOYO Ana				

Note: All corrections until the draw are available in INFO.

Legend:

(b)	bow	(2)-(7)	seat	(s)	stroke	(c)	cox
-----	-----	---------	------	-----	--------	-----	-----



ENTRY LIST BY EVENT

(Event)

Lista de Inscrições por Evento / Lista de Inscripciones por Evento

Men's Single Sculls

ARG (b)FERNANDEZ Santiago	BRA SILVA Marcelus	CHI VASQUEZ Oscar	CUB HERNANDEZ Yoennis	ESA CHAVEZ Cesar
HON (b)AVILA Norberto	MEX LOLIGER SALAS Patrick Alexandre Er.	PAN ANDERSON Francisco	USA SCHROEDER Jamie	VEN HERNANDEZ Dhison

Note: All corrections until the draw are available in INFO.

Legend:

(b)	bow	(2)-(7)	seat	(s)	stroke	(c)	cox
-----	-----	---------	------	-----	--------	-----	-----



Rowing Stadium
Estádio de Remo
Estadio de Remo

ROWING
REMO / REMO

W2-

ENTRY LIST BY EVENT

(Event)

Lista de Inscrições por Evento / Lista de Inscripciones por Evento

Women's Pairs

CAN

(b)HOSKINS Zoe
(s)MAURER Nathalie

CHI

JADUE Soraya
ORELLANA Maria Jose

CUB

VENET Yurisleydis
DESPAIGNE Magela

USA

STIVER Ruth
RECK Jennifer

Note: All corrections until the draw are available in INFO.

Legend:

(b)	bow	(2)-(7)	seat	(s)	stroke	(c)	cox
-----	-----	---------	------	-----	--------	-----	-----



ENTRY LIST BY EVENT

(Event)

Lista de Inscrições por Evento / Lista de Inscripciones por Evento

Men's Pairs

ARG

(b)ORDAS Damian
(s)SAN MARTIN Alan

BRA

NOCETTI Anderson
BITENCOURT Allan

CAN

CASACA Dan
JARVIS Christopher

CUB

AVILA Jorber
BASILIO POLL Yenser

MEX

ESTANOL ARIZA Raymundo Sebastian
TEJADA RIOS Leopoldo

USA

(b)BEERY Daniel
(s)O'DUNNE Patrick

Note: All corrections until the draw are available in INFO.

Legend:

(b)	bow	(2)-(7)	seat	(s)	stroke	(c)	cox
-----	-----	---------	------	-----	--------	-----	-----



Rowing Stadium
Estádio de Remo
Estadio de Remo

ROWING
REMO / REMO

W2x

ENTRY LIST BY EVENT

(Event)

Lista de Inscrições por Evento / Lista de Inscripciones por Evento

Women's Double Sculls

ARG

(b) PALERMO Lucia
(s) ABALO Maria Laura

CAN

HYSLOP Peggy
McCARTY Cristin

CUB

VENET Yurisleydis
GONZALEZ Mayra

USA

TROWBRIDGE Sarah
MATIA Margaret

Note: All corrections until the draw are available in INFO.

Legend:

(b)	bow	(2)-(7)	seat	(s)	stroke	(c)	cox
-----	-----	---------	------	-----	--------	-----	-----



ENTRY LIST BY EVENT

(Event)

Lista de Inscrições por Evento / Lista de Inscripciones por Evento

Men's Double Sculls

ARG

(b)MURILLO Rodrigo
(s)SUAREZ Ariel

CUB

CONCEPCION Janier
HERNANDEZ Yoennis

PER

WILHELMI MONGE
del CASTILLO

URU

BOUVIER WALLER Emanuel
ESQUIVEL Jhonatan

USA

McEACHERN
CUDDY Francis

VEN

(b)MARCANO Alexis
(s)ABOUT James

Note: All corrections until the draw are available in INFO.

Legend:

(b)	bow	(2)-(7)	seat	(s)	stroke	(c)	cox
-----	-----	---------	------	-----	--------	-----	-----



ENTRY LIST BY EVENT

(Event)

Lista de Inscrições por Evento / Lista de Inscripciones por Evento

Men's Four

ARG

- (b)SICILIA Horacio
- (2)MARTINEZ Maximiliano
- (3)IWAN Joaquin
- (s)LOPEZ Diego Martin

BRA

- CASTRO Renan
- RIBAS Alexandre
- TOZZO Leandro
- CUNHA Gibran

CAN

- KEESEY Todd
- GOODFELLOW Vincent
- LAMB David
- HERON Brent

CUB

- AVILA Jorber
- RUBIO Eduardo
- CASCARET Manuel
- BASILIO POLL Yenser

MEX

- CABALLERO AMOORE Pablo
- TEJADA RIOS Leopoldo
- ESTANOL ARIZA Raymundo Sebastian
- LOLIGER SALAS Patrick Alexandre Er.

USA

- (b)WINKLER Gabe
- (2)BEA Sebastian
- (3)WINKLEVOSS Howard Tyler
- (s)WINKLEVOSS Cameron

Note: All corrections until the draw are available in INFO.

Legend:

(b)	bow	(2)-(7)	seat	(s)	stroke	(c)	cox
-----	-----	---------	------	-----	--------	-----	-----



Rowing Stadium
Estádio de Remo
Estadio de Remo

ROWING
REMO / REMO

LW2x

ENTRY LIST BY EVENT

(Event)

Lista de Inscrições por Evento / Lista de Inscripciones por Evento

Lightweight Women's Double Sculls

ARG

(b)SCHIFFMACHER Carolina
(s)ROHNER Maria Clara

BRA

CARVALHO Camila
GRANATO Luciana

CAN

CUTHBERTSON Amber
BRILLON Camille

CUB

VELAZQUEZ Yaima
MARERRO Ismaray

GUA

DIMAS Emeline
FIGUEROA Claudia

MEX

(b)RAMIREZ ESNAURRIZAR Analicia
(s)PEREZ RUL RIVERO Lila

USA

MOORE Hannah
BREZLER Carey

VEN

MENESES UZCATEGUI Kimberly Dariana
IZAZE Yoselyn

Note: All corrections until the draw are available in INFO.

Legend:

(b)	bow	(2)-(7)	seat	(s)	stroke	(c)	cox
-----	-----	---------	------	-----	--------	-----	-----



ENTRY LIST BY EVENT

(Event)

Lista de Inscrições por Evento / Lista de Inscripciones por Evento

Lightweight Men's Double Sculls

ARG

(b)CEJAS Mario
(s)CAMPASSI Juan Miguel

BRA

SOBRAL JUNIOR Jose
GOMES Thiago

CAN

HAYER John
BORDEN Andrew

CHI

LEAL Felipe
CERDA Miguel

CUB

BATISTA Eyder
PEREZ Yunior

ECU

(b)ALVAREZ Miguel
(s)CRIOLLO Luis

PER

MEJIA Diego
ASPILLAGA Victor

URU

COLLAZO Rodolfo
GARCIA Javier

USA

MONTGOMERY Rich
LIVERMAN Andrew

VEN

GUIPE JIMENEZ Jose Ramon
COVA Eduardo

Note: All corrections until the draw are available in INFO.

Legend:

(b)	bow	(2)-(7)	seat	(s)	stroke	(c)	cox
-----	-----	---------	------	-----	--------	-----	-----



ENTRY LIST BY EVENT

(Event)

Lista de Inscrições por Evento / Lista de Inscripciones por Evento

Lightweight Men's Four

ARG

(b) LAURO Carlo
(2) CARRIERI Nicolas Adrian
(3) MAHNNIC Pablo David
(s) ATEM Kevin Antonio

BRA

VARGAS Ronaldo
FERREIRA Leandro
ALMEIDA Thiago
MESTRE Alexis

CAN

REYNOLDS Adam
BORDEN Andrew
HAVER John
AMESBURY Paul

CHI

CIFUENTES Mauricio
GONZALEZ Abraham
GODOY Javier
MUNOZ Rodrigo

CUB

BATISTA Eyder
MASSIP Dixan
GONZALEZ Iran
PEREZ Yunion

ESA

(b) CORTEZ Carlos
(2) MERINO Carlos
(3) MARROQUIN Aristides
(s) RIVERA Ricardo

GUA

PEREZ Miguel Angel
MAEDA Oscar
GUEVARA Juan Carlos
CATALAN Ericksen

USA

BOLTON Andrew
LARSEN Bjorn
SMITH Matthew
CARCAGNO Simon

Note: All corrections until the draw are available in INFO.

Legend:

(b)	bow	(2)-(7)	seat	(s)	stroke	(c)	cox
-----	-----	---------	------	-----	--------	-----	-----



ENTRY LIST BY EVENT

(Event)

Lista de Inscrições por Evento / Lista de Inscripciones por Evento

Women's Quadruple Sculls

ARG

- (b)SCHIFFMACHER Carolina
- (2)ABALO Maria Laura
- (3)BEST Maria Gabriela
- (s)PALERMO Lucia

BRA

- COSTA Kissya
- GORGEN Renata
- ANVERSA Monica
- BELTRAME Fabiana

CAN

- MAURER Nathalie
- HOSKINS Zoe
- HYSLOP Peggy
- McCARTY Cristin

CUB

- TORRES Yurisneidy
- VENET Yurisleydis
- GONZALEZ Mayra
- MARERRO Ismaray

USA

- NICHOLS Julie
- DAMPEER Reilly
- TROWBRIDGE Sarah
- MATIA Margaret

Note: All corrections until the draw are available in INFO.

Legend:

(b)	bow	(2)-(7)	seat	(s)	stroke	(c)	cox
-----	-----	---------	------	-----	--------	-----	-----



ENTRY LIST BY EVENT

(Event)

Lista de Inscrições por Evento / Lista de Inscripciones por Evento

Men's Quadruple Sculls

ARG

(b)CLAUS Victor Sebastian
(2)SUAREZ Ariel
(3)FERNANDEZ Santiago
(s)ROSSO Cristian Alberto

BRA

KLUG Jairo
MARTINS Marco
SOARES JUNIOR Joao
RANGEL Jose

CUB

CASCARET Yuleydis
CONCEPCION Janier
FOURNIER Angel
HERNANDEZ Yoennis

URU

DUMESTRE Emiliano
ESQUIVEL Jhonatan
BOUVIER WALLER Emanuel
REBOLEDO PINEYRUA Joe

USA

ANDERSON Warren
SCHROEDER Jamie
McEACHERN
CUDDY Francis

Note: All corrections until the draw are available in INFO.

Legend:

(b)	bow	(2)-(7)	seat	(s)	stroke	(c)	cox
-----	-----	---------	------	-----	--------	-----	-----



ENTRY LIST BY EVENT

(Event)

Lista de Inscrições por Evento / Lista de Inscripciones por Evento

Men's Eight

ARG

(b) SAN MARTIN Alan
(2) BRONCA Marcelo Walter
(3) MARTINEZ Maximiliano
(4) IWAN Joaquin
(5) SICILIA Horacio
(6) LOPEZ Diego Martin
(7) ORDAS Damian
(s) PALERMO Mariano
(c) INFANTE Joel

BRA

CASTRO Renan
RIBAS Alexandre
TOZZO Leandro
CUNHA Gibran
NASCIMENTO JUNIOR Jose Roberto
SILVA Marcelus
NOCETTI Anderson
BITENCOURT Allan
ALONCO Nilton

CUB

AVILA Jorber
DOMINGUEZ Michel
RUBIO Eduardo
PEREZ Yenier
RODRIGUEZ Magdiel
SUAREZ Elson
CASCARET Manuel
BASILIO POLL Yenser
GONZALEZ Juan Carlos

USA

KEPPER Troy
CALLAGHAN Chris
WINKLER Gabe
BEERY Daniel
WINKLEVOSS Cameron
BEA Sebastian
O'DUNNE Patrick
WINKLEVOSS Howard Tyler
DELGUERCIO Ned

Note: All corrections until the draw are available in INFO.

Legend:

(b)	bow	(2)-(7)	seat	(s)	stroke	(c)	cox
-----	-----	---------	------	-----	--------	-----	-----

START LIST SUMMARY

Resumo da Lista de Largada / Resumen de la Lista de salida

Race	Start	Event		Round	Lanes						Qualification Rules	
		Code	Number		1	2	3	4	5	6		
1	8:30	W2-	[3]	Race for lanes 1	CHI	USA	CAN	CUB				1..->FA
2	8:40	M1x	[2]	Heat 1	ARG	BRA	ESA	HON	PAN			1->FA, 2..->R
3	8:50	M1x	[2]	Heat 2	CHI	CUB	MEX	VEN	USA			1->FA, 2..->R
4	9:00	W1x	[1]	Race for lanes 1	CUB	MEX	ESA	USA	VEN	ARG		1..->FA
5	9:20	M2-	[4]	Race for lanes 1	CAN	ARG	BRA	MEX	USA	CUB		1..->FA
6	9:30	LM2x	[9]	Heat 1	CHI	CAN	USA	BRA	VEN			1->FA, 2..->R
7	9:40	LM2x	[9]	Heat 2	ECU	PER	URU	CUB	ARG			1->FA, 2..->R
8	16:30	M1x	[2]	Repechage 1	HON	BRA	MEX	VEN				1-2->FA, 3..->FB
9	16:40	M1x	[2]	Repechage 2	CHI	USA	ESA					1-2->FA, 3..->FB
10	16:50	LM2x	[9]	Repechage 1	CAN	BRA	ARG	ECU				1-2->FA, 3..->FB
11	17:00	LM2x	[9]	Repechage 2	VEN	CHI	URU	PER				1-2->FA, 3..->FB

Legend:

W1x	Women's Single Sculls	M1x	Men's Single Sculls	W2-	Women's Pairs	M2-	Men's Pairs
LM2x	Lightweight Men's Double Sculls						
Q	Quarterfinal	H	Heat	R	Repechage	S	Semifinal
F	Final						



Rowing Stadium
Estádio de Remo
Estadio de Remo

15 JUL 2007

ROWING
REMO / REMO

START LIST SUMMARY

Resumo da Lista de Largada / Resumen de la Lista de salida

Race	Start	Event		Round	Lanes						Qualification Rules	
		Code	Number		1	2	3	4	5	6		
12	8:30	W2x	[5]	Race for lanes 1	USA	ARG	CAN	CUB				1..->FA
13	8:40	LW2x	[8]	Heat 1	CUB	BRA	ARG	VEN				1->FA, 2..->R
14	8:50	LW2x	[8]	Heat 2	GUA	CAN	MEX	USA				1->FA, 2..->R
15	9:00	M2x	[6]	Race for lanes 1	USA	ARG	CUB	PER	VEN	URU		1..->FA
16	9:20	M4-	[7]	Race for lanes 1	USA	CUB	MEX	BRA	CAN	ARG		1..->FA
17	16:30	LW2x	[8]	Repechage	GUA	ARG	CAN	BRA	MEX	VEN		1-4->FA, 5..->FB

Legend:

W2x	Women's Double Sculls	M2x	Men's Double Sculls	M4-	Men's Four	LW2x	Lwt. Women's Double Sculls
Q	Quarterfinal	H	Heat	R	Repechage	S	Semifinal
F	Final						



Rowing Stadium
Estádio de Remo
Estadio de Remo

16 JUL 2007

ROWING
REMO / REMO

START LIST SUMMARY

Resumo da Lista de Largada / Resumen de la Lista de salida

Race	Start	Event		Round	Lanes						Qualification Rules	
		Code	Number		1	2	3	4	5	6		
18	8:30	M4x	[12]	Race for lanes 1	ARG	CUB	URU	USA	BRA			1..->FA
19	8:40	W4x	[11]	Race for lanes 1	CUB	ARG	BRA	CAN	USA			1..->FA
20	9:00	LM4-	[10]	Heat 1	GUA	CHI	CAN	ARG				1->FA, 2..->R
21	9:10	LM4-	[10]	Heat 2	ESA	USA	CUB	BRA				1->FA, 2..->R
22	9:20	M8+	[14]	Race for lanes 1	BRA	USA	CUB	ARG				1..->FA
17	10:40	LW2x	[8]	Repechage	GUA	ARG	CAN	BRA	MEX	VEN		1-4->FA, 5..->FB
23	16:30	LM4-	[10]	Repechage	ESA	ARG	BRA	GUA	CUB	CHI		1-4->FA, 5..->FB

Legend:

LW2x	Lwt. Women's Double Sculls	LM4-	Lightweight Men's Four	W4x	Women's Quadruple Sculls	M4x	Men's Quadruple Sculls
M8+	Men's Eight						
Q	Quarterfinal	H	Heat	R	Repechage	S	Semifinal
F	Final						



Rowing Stadium
Estádio de Remo
Estadio de Remo

17 JUL 2007

ROWING
REMO / REMO

START LIST SUMMARY

Resumo da Lista de Largada / Resumen de la Lista de salida

Race	Start	Event		Round	Lanes						Qualification Rules	
		Code	Number		1	2	3	4	5	6		
24	9:00	W2-	[3]	Final A	CUB	CAN	CHI	USA				
25	9:15	M1x	[2]	Final B	HON	VEN	ESA					
26	9:25	M1x	[2]	Final A	BRA	MEX	ARG	CUB	CHI	USA		
27	9:35	W1x	[1]	Final A	MEX	ARG	CUB	USA	ESA	VEN		
28	9:45	M2-	[4]	Final A	MEX	CUB	CAN	USA	BRA	ARG		
29	10:00	LM2x	[9]	Final B	ECU	VEN		PER				
30	10:10	LM2x	[9]	Final A	CHI	URU	USA	CUB	BRA	CAN		

Legend:

W1x	Women's Single Sculls	M1x	Men's Single Sculls	W2-	Women's Pairs	M2-	Men's Pairs
LM2x	Lightweight Men's Double Sculls						
Q	Quarterfinal	H	Heat	R	Repechage	S	Semifinal
F	Final						



Rowing Stadium
Estádio de Remo
Estadio de Remo

18 JUL 2007

ROWING
REMO / REMO

START LIST SUMMARY

Resumo da Lista de Largada / Resumen de la Lista de salida

Race	Start	Event		Round	Lanes						Qualification Rules	
		Code	Number		1	2	3	4	5	6		
31	9:00	W2x	[5]	Final A	CUB	USA	CAN	ARG				
32	9:15	LW2x	[8]	Final B	GUA	VEN						
33	9:25	LW2x	[8]	Final A	BRA	MEX	CUB	USA	CAN	ARG		
34	9:35	M2x	[6]	Final A	URU	USA	CUB	ARG	VEN	PER		
35	9:45	M4-	[7]	Final A	MEX	CUB	CAN	USA	BRA	ARG		

Legend:

W2x	Women's Double Sculls	M2x	Men's Double Sculls	M4-	Men's Four	LW2x	Lwt. Women's Double Sculls
Q	Quarterfinal	H	Heat	R	Repechage	S	Semifinal
F	Final						



Rowing Stadium
Estádio de Remo
Estadio de Remo

19 JUL 2007

ROWING
REMO / REMO

START LIST SUMMARY

Resumo da Lista de Largada / Resumen de la Lista de salida

Race	Start	Event		Round	Lanes						Qualification Rules
		Code	Number		1	2	3	4	5	6	
36	9:30	M4x	[12]	Final A	BRA	USA	CUB	ARG	URU		
37	9:45	W4x	[11]	Final A	BRA	CAN	USA	CUB	ARG		
38	10:00	LM4-	[10]	Final B	ESA	CHI					
39	10:10	LM4-	[10]	Final A	ARG	GUA	USA	CAN	BRA	CUB	
40	10:20	M8+	[14]	Final A	CUB	BRA	USA	ARG			

Legend:

LM4-	Lightweight Men's Four	W4x	Women's Quadruple Sculls	M4x	Men's Quadruple Sculls	M8+	Men's Eight
Q	Quarterfinal	H	Heat	R	Repechage	S	Semifinal
F	Final						



Rowing Stadium
Estádio de Remo
Estadio de Remo

14 JUL 2007
09:00

ROWING
REMO / REMO

Women's Single Sculls
Single Skiff (1XF) / Un Par de Remos Cortos (1XF)

Race for lanes 1
Disputa de Raias na Final 1 / Disputa de Carriles en la Final 1

1
(Event) **RESULTS**
Resultados / Resultados

W1x
X1
Race 4

Rank	Lane	NF Code	Pos Name	500m	1000m	1500m	2000m	Qual. Code
1	1	CUB	(b) GONZALEZ Mayra	1:51.36 (1)	3:57.74 (1) 2:06.38 (3)	6:01.70 (1) 2:03.96 (3)	8:03.41 2:01.71 (3)	FA
2	4	USA	(b) DAMPEER Reilly	1:59.80 (5) 8.44	4:05.29 (3) 2:05.49 (2) 7.55	6:08.01 (3) 2:02.72 (1) 6.31	8:08.89 2:00.88 (1) 5.48	FA
3	6	ARG	(b) BEST Maria Gabriela	1:56.82 (2) 5.46	4:01.97 (2) 2:05.15 (1) 4.23	6:05.64 (2) 2:03.67 (2) 3.94	8:09.88 2:04.24 (5) 6.47	FA
4	3	ESA	(b) VARGAS Camila	1:59.26 (4) 7.90	4:07.68 (4) 2:08.42 (4) 9.94	6:17.19 (4) 2:09.51 (4) 15.49	8:18.99 2:01.80 (4) 15.58	FA
5	2	MEX	(b) HUERTA TRILLO Gabriela	1:58.80 (3) 7.44	4:07.94 (5) 2:09.14 (5) 10.20	6:18.88 (5) 2:10.94 (5) 17.18	8:19.91 2:01.03 (2) 16.50	FA
6	5	VEN	(b) SANTOYO Ana		4:09.30 (6) 11.56	6:20.59 (6) 2:11.29 (6) 18.89	8:26.88 2:06.29 (6) 23.47	FA

Qualification Rules: **Remainder to Final A (1..->FA)**

Legend:

WB	World Best Time						
(b)	bow						
Q	Quarterfinal	H	Heat	R	Repechage	S	Semifinal
F	Final						



Rowing Stadium
Estádio de Remo
Estadio de Remo

17 JUL 2007
09:35

ROWING
REMO / REMO

Women's Single Sculls
Single Skiff (1XF) / Un Par de Remos Cortos (1XF)

Final A
Final A / Final A

1
(Event) **RESULTS**
Resultados / Resultados

W1x
FA
Race 27

Rank	Lane	NF Code	Pos Name	500m	1000m	1500m	2000m	Qual. Code
1	3	CUB	(b) GONZALEZ Mayra	1:50.19 (1)	3:47.28 (1) 1:57.09 (1)	5:47.68 (1) 2:00.40 (2)	7:49.47 2:01.79 (1)	
2	2	ARG	(b) BEST Maria Gabriela	1:55.85 (3) 5.66	3:54.98 (2) 1:59.13 (2) 7.70	5:54.17 (2) 1:59.19 (1) 6.49	7:56.05 2:01.88 (2) 6.58	
3	5	ESA	(b) VARGAS Camila	1:56.95 (4) 6.76	3:57.47 (4) 2:00.52 (5) 10.19	6:00.07 (3) 2:02.60 (3) 12.39	8:06.43 2:06.36 (4) 16.96	
4	1	MEX	(b) HUERTA TRILLO Gabriela	1:57.22 (5) 7.03	3:57.61 (5) 2:00.39 (3) 10.33	6:03.72 (5) 2:06.11 (5) 16.04	8:08.30 2:04.58 (3) 18.83	
5	4	USA	(b) DAMPEER Reilly	1:57.89 (6) 7.70	3:58.37 (6) 2:00.48 (4) 11.09	6:03.03 (4) 2:04.66 (4) 15.35	8:16.06 2:13.03 (6) 26.59	
6	6	VEN	(b) SANTOYO Ana	1:54.13 (2) 3.94	3:56.50 (3) 2:02.37 (6) 9.22	6:05.09 (6) 2:08.59 (6) 17.41	8:16.64 2:11.55 (5) 27.17	

Legend:

WB	World Best Time						
(b)	bow						
Q	Quarterfinal	H	Heat	R	Repechage	S	Semifinal
F	Final						



Rowing Stadium
Estádio de Remo
Estadio de Remo

ROWING
REMO / REMO

Women's Single Sculls
Single Skiff (1XF) / Un Par de Remos Cortos (1XF)

1 **RESULTS SUMMARY BY EVENT** **W1x**
(Event) Resumo dos Resultados por Evento / Resumen de resultados por evento

As of 17 JUL 2007

Race	Date	Round	Rank						Qualification Rules
			1	2	3	4	5	6	

Race for lanes

4	14 JUL 2007	1	CUB	USA	ARG	ESA	MEX	VEN	1..->FA
			8:03.41	8:08.89	8:09.88	8:18.99	8:19.91	8:26.88	

Final

27	17 JUL 2007	A	CUB	ARG	ESA	MEX	USA	VEN
			7:49.47	7:56.05	8:06.43	8:08.30	8:16.06	8:16.64

Participating Crew

- | | | | | |
|--------------------------------------|---------------------------------|--------------------------------|-----------------------------------------|---------------------------------|
| ARG
(b)BEST Maria Gabriela | CUB
(b)GONZALEZ Mayra | ESA
(b)VARGAS Camila | MEX
(b)HUERTA TRILLO Gabriela | USA
(b)DAMPEER Reilly |
| VEN
(b)SANTOYO Ana | | | | |

Note: Names of crew are as entered in their last race.

Legend:

(b)	bow						
Q	Quarterfinal	H	Heat	R	Repechage	S	Semifinal
F	Final						



Rowing Stadium
Estádio de Remo
Estádio de Remo

15 JUL 2007
08:30

ROWING
REMO / REMO

Women's Double Sculls
Double Skiff (2XF) / Doble Par de Remos Cortos (2XF)

Race for lanes 1
Disputa de Raias na Final 1 / Disputa de Carriles en la Final 1

5
(Event) **RESULTS**
Resultados / Resultados

W2x
X1
Race 12

Rank	Lane	NF Code	Pos Name	500m	1000m	1500m	2000m	Qual. Code
1	1	USA	(b) TROWBRIDGE Sarah (s) MATIA Margaret	1:44.70 (1)	3:34.51 (1) 1:49.81 (2)	5:25.93 (1) 1:51.42 (1)	7:16.03 1:50.10 (1)	FA
2	3	CAN	(b) HYSLOP Peggy (s) McCARTY Cristin	1:46.06 (3) 1.36	3:35.25 (2) 1:49.19 (1) 0.74	5:27.35 (2) 1:52.10 (2) 1.42	7:18.27 1:50.92 (2) 2.24	FA
3	4	CUB	(b) VENET Yurisleydis (s) GONZALEZ Mayra	1:45.40 (2) 0.70	3:35.58 (3) 1:50.18 (3) 1.07	5:30.75 (3) 1:55.17 (3) 4.82	7:25.25 1:54.50 (3) 9.22	FA
4	2	ARG	(b) PALERMO Lucia (s) ABALO Maria Laura	1:46.77 (4) 2.07	3:48.00 (4) 2:01.23 (4) 13.49	5:45.61 (4) 1:57.61 (4) 19.68	7:44.72 1:59.11 (4) 28.69	FA

Qualification Rules: **Remainder to Final A (1..->FA)**

Legend:

WB	World Best Time						
(b)	bow	(s)	stroke				
Q	Quarterfinal	H	Heat	R	Repechage	S	Semifinal
F	Final						



Rowing Stadium
Estádio de Remo
Estadio de Remo

18 JUL 2007
09:00

ROWING
REMO / REMO

Women's Double Sculls
Double Skiff (2XF) / Doble Par de Remos Cortos (2XF)

Final A
Final A / Final A

5
(Event) **RESULTS**
Resultados / Resultados

W2x
FA
Race 31

Rank	Lane	NF Code	Pos Name	500m	1000m	1500m	2000m	Qual. Code
1	2	USA	(b) TROWBRIDGE Sarah (s) MATIA Margaret	1:42.57 (1)	3:29.64 (1) 1:47.07 (1)	5:19.32 (1) 1:49.68 (3)	7:06.49 1:47.17 (1)	
2	3	CAN	(b) HYSLOP Peggy (s) McCARTY Cristin	1:44.09 (2) 1.52	3:31.75 (2) 1:47.66 (2) 2.11	5:21.10 (2) 1:49.35 (2) 1.78	7:09.02 1:47.92 (2) 2.53	
3	1	CUB	(b) VENET Yurisleydis (s) GONZALEZ Mayra	1:46.77 (4) 4.20	3:35.18 (3) 1:48.41 (3) 5.54	5:23.14 (3) 1:47.96 (1) 3.82	7:12.72 1:49.58 (3) 6.23	
4	4	ARG	(b) PALERMO Lucia (s) ABALO Maria Laura	1:46.26 (3) 3.69	3:35.96 (4) 1:49.70 (4) 6.32	5:29.06 (4) 1:53.10 (4) 9.74	7:21.62 1:52.56 (4) 15.13	

Legend:

WB	World Best Time						
(b)	bow	(s)	stroke				
Q	Quarterfinal	H	Heat	R	Repechage	S	Semifinal
F	Final						



Rowing Stadium
Estádio de Remo
Estadio de Remo

ROWING
REMO / REMO

Women's Double Sculls
Double Skiff (2XF) / Doble Par de Remos Cortos (2XF)

5
(Event)

RESULTS SUMMARY BY EVENT

Resumo dos Resultados por Evento / Resumen de resultados por evento

W2x

As of 18 JUL 2007

Race	Date	Round	Rank						Qualification Rules
			1	2	3	4	5	6	

Race for lanes

12	15 JUL 2007	1	USA	CAN	CUB	ARG			1..->FA
			7:16.03	7:18.27	7:25.25	7:44.72			

Final

31	18 JUL 2007	A	USA	CAN	CUB	ARG			
			7:06.49	7:09.02	7:12.72	7:21.62			

Participating Crew

ARG

(b)PALERMO Lucia
(s)ABALO Maria Laura

CAN

(b)HYSLOP Peggy
(s)McCARTY Cristin

CUB

(b)VENET Yurisleydis
(s)GONZALEZ Mayra

USA

(b)TROWBRIDGE Sarah
(s)MATIA Margaret

Note: Names of crew are as entered in their last race.

Legend:

(b)	bow	(s)	stroke				
Q	Quarterfinal	H	Heat	R	Repechage	S	Semifinal
F	Final						



Rowing Stadium
Estádio de Remo
Estádio de Remo

15 JUL 2007
08:40

ROWING
REMO / REMO

Lightweight Women's Double Sculls
Double Skiff Peso Leve (2XHPL) / Doble Par de Remos Cortos Peso Ligero (2XFPL)

Heat 1
Série 1 / Serie 1

8
(Event) **RESULTS**
Resultados / Resultados

LW2x
H1
Race 13

Rank	Lane	NF Code	Pos Name	500m	1000m	1500m	2000m	Qual. Code
1	1	CUB	(b) VELAZQUEZ Yaima (s) MARERRO Ismaray	1:45.75 (1)	3:40.23 (1) 1:54.48 (1)	5:34.85 (1) 1:54.62 (2)	7:27.73 1:52.88 (2)	FA
2	2	BRA	(b) CARVALHO Camila (s) GRANATO Luciana	1:47.13 (2) 1.38	3:44.03 (2) 3.80	5:37.35 (2) 2.50	7:29.98 2.25	R
3	3	ARG	(b) SCHIFFMACHER Carolina (s) ROHNER Maria Clara	1:47.67 (3) 1.92	3:44.75 (3) 4.52	5:46.92 (3) 12.07	7:47.31 19.58	R
4	4	VEN	(b) MENESES UZCATEGUI Kimberlyn Dariana (s) IZAZE Yoselyn	1:52.00 (4) 6.25	3:52.52 (4) 12.29	5:53.30 (4) 18.45	7:54.54 26.81	R

Qualification Rules: **1 to Final A, Remainder to Repechage (1->FA, 2..->R)**

Legend:

WB	World Best Time						
(b)	bow	(s)	stroke				
Q	Quarterfinal	H	Heat	R	Repechage	S	Semifinal
F	Final						



Rowing Stadium
Estádio de Remo
Estádio de Remo

15 JUL 2007
08:50

ROWING
REMO / REMO

Lightweight Women's Double Sculls

Double Skiff Peso Leve (2XHPL) / Doble Par de Remos Cortos Peso Ligero (2XFPL)

Heat 2
Série 2 / Serie 2

8
(Event) **RESULTS**
Resultados / Resultados

LW2x
H2
Race 14

Rank	Lane	NF Code	Pos Name	500m	1000m	1500m	2000m	Qual. Code
1	4	USA	(b) MOORE Hannah (s) BREZLER Carey	1:45.71 (1)	3:37.14 (1) 1:51.43 (1)	5:29.14 (1) 1:52.00 (1)	7:24.38 1:55.24 (2)	FA
2	2	CAN	(b) CUTHBERTSON Amber (s) BRILLON Camille	1:47.26 (2) 1.55	3:40.60 (2) 3.46	5:34.03 (2) 4.89	7:29.42 1:55.39 (3) 5.04	R
3	3	MEX	(b) RAMIREZ ESNAURRIZAR Analicia (s) PEREZ RUL RIVERO Lila	1:47.60 (3) 1.89	3:44.43 (3) 7.29	5:39.43 (3) 10.29	7:33.82 1:54.39 (1) 9.44	R
4	1	GUA	(b) DIMAS Emeline (s) FIGUEROA Claudia	1:55.41 (4) 9.70	4:00.98 (4) 23.84	6:09.74 (4) 2:08.76 (4) 40.60	8:10.89 2:01.15 (4) 46.51	R

Qualification Rules: **1 to Final A, Remainder to Repechage (1->FA, 2..->R)**

Legend:

WB	World Best Time					
(b)	bow	(s)	stroke			
Q	Quarterfinal	H	Heat	R	Repechage	S Semifinal
F	Final					



Rowing Stadium
Estádio de Remo
Estádio de Remo

16 JUL 2007
10:40

ROWING
REMO / REMO

Lightweight Women's Double Sculls
Double Skiff Peso Leve (2XHPL) / Doble Par de Remos Cortos Peso Ligerero (2XFPL)

Repechage
Repescagem / Repesca

8
(Event) **RESULTS**
Resultados / Resultados

LW2x
R
Race 17

Rank	Lane	NF Code	Pos Name	500m	1000m	1500m	2000m	Qual. Code
1	3	CAN	(b) CUTHBERTSON Amber (s) BRILLON Camille	1:50.96 (1)	3:44.64 (1) 1:53.68 (2)	5:40.76 (1) 1:56.12 (2)	7:33.41 1:52.65 (1)	FA
2	5	MEX	(b) RAMIREZ ESNAURRIZAR Analicia (s) PEREZ RUL RIVERO Lila	1:51.74 (3) 0.78	3:45.76 (2) 1:54.02 (3) 1.12	5:41.44 (2) 1:55.68 (1) 0.68	7:36.57 1:55.13 (2) 3.16	FA
3	2	ARG	(b) SCHIFFMACHER Carolina (s) ROHNER Maria Clara	1:52.44 (4) 1.48	3:46.76 (4) 1:54.32 (4) 2.12	5:44.04 (4) 1:57.28 (4) 3.28	7:41.77 1:57.73 (3) 8.36	FA
4	4	BRA	(b) CARVALHO Camila (s) GRANATO Luciana	1:51.48 (2) 0.52	3:45.93 (3) 1:54.45 (5) 1.29	5:43.07 (3) 1:57.14 (3) 2.31	7:43.46 2:00.39 (4) 10.05	FA
5	6	VEN	(b) MENESES UZCATEGUI Kimberlyn Dariana (s) IZAZE Yoselyn	1:57.63 (6) 6.67	3:48.75 (5) 1:51.12 (1) 4.11	5:53.22 (5) 2:04.47 (5) 12.46	7:57.96 2:04.74 (5) 24.55	FB
6	1	GUA	(b) DIMAS Emeline (s) FIGUEROA Claudia	1:52.68 (5) 1.72	3:50.22 (6) 1:57.54 (6) 5.58	6:07.33 (6) 2:17.11 (6) 26.57	8:14.52 2:07.19 (6) 41.11	FB

Qualification Rules: **1-4 to Final A, Remainder to Final B (1-4->FA, 5..->FB)**

Legend:

WB	World Best Time					
(b)	bow	(s)	stroke			
Q	Quarterfinal	H	Heat	R	Repechage	S Semifinal
F	Final					



Rowing Stadium
Estádio de Remo
Estádio de Remo

18 JUL 2007
09:15

ROWING
REMO / REMO

Lightweight Women's Double Sculls
Double Skiff Peso Leve (2XHPL) / Doble Par de Remos Cortos Peso Ligero (2XFPL)

Final B
Final B / Final B

8
(Event) **RESULTS**
Resultados / Resultados

LW2x
FB
Race 32

Rank	Lane	NF Code	Pos Name	500m	1000m	1500m	2000m	Qual. Code
1	2	VEN	(b) MENESES UZCATEGUI Kimberlyn Dariana (s) IZAZE Yoselyn	1:49.60 (1)	3:48.27 (1) 1:58.67 (1)	5:49.67 (1) 2:01.40 (1)	7:51.96 2:02.29 (1)	
2	1	GUA	(b) DIMAS Emeline (s) FIGUEROA Claudia	1:51.73 (2) 2.13	3:57.10 (2) 2:05.37 (2) 8.83	6:04.43 (2) 2:07.33 (2) 14.76	8:10.61 2:06.18 (2) 18.65	

Legend:

WB	World Best Time						
(b)	bow	(s)	stroke				
Q	Quarterfinal	H	Heat	R	Repechage	S	Semifinal
F	Final						



Rowing Stadium
Estádio de Remo
Estadio de Remo

18 JUL 2007
09:25

ROWING
REMO / REMO

Lightweight Women's Double Sculls
Double Skiff Peso Leve (2XHPL) / Doble Par de Remos Cortos Peso Ligero (2XFPL)

Final A
Final A / Final A

8
(Event) **RESULTS**
Resultados / Resultados

LW2x
FA
Race 33

Rank	Lane	NF Code	Pos Name	500m	1000m	1500m	2000m	Qual. Code
1	3	CUB	(b) VELAZQUEZ Yaima (s) MARERRO Ismaray	1:46.91 (1)	3:38.15 (1) 1:51.24 (1)	5:31.30 (1) 1:53.15 (1)	7:25.80 1:54.50 (3)	
2	2	MEX	(b) RAMIREZ ESNAURRIZAR Analicia (s) PEREZ RUL RIVERO Lila	1:50.85 (6) 3.94	3:44.24 (5) 6.09	5:38.90 (4) 7.60	7:30.80 1:51.90 (1) 5.00	
3	5	CAN	(b) CUTHBERTSON Amber (s) BRILLON Camille	1:48.26 (3) 1.35	3:40.80 (3) 2.65	5:36.24 (3) 4.94	7:31.18 1:54.94 (4) 5.38	
4	4	USA	(b) MOORE Hannah (s) BREZLER Carey	1:47.60 (2) 0.69	3:39.71 (2) 1.56	5:34.71 (2) 3.41	7:32.46 1:57.75 (6) 6.66	
5	6	ARG	(b) SCHIFFMACHER Carolina (s) ROHNER Maria Clara	1:48.98 (4) 2.07	3:42.64 (4) 4.49	5:39.73 (5) 8.43	7:37.00 1:57.27 (5) 11.20	
6	1	BRA	(b) CARVALHO Camila (s) GRANATO Luciana	1:50.63 (5) 3.72	3:46.84 (6) 8.69	5:43.33 (6) 12.03	7:37.16 1:53.83 (2) 11.36	

Legend:

WB	World Best Time						
(b)	bow	(s)	stroke				
Q	Quarterfinal	H	Heat	R	Repechage	S	Semifinal
F	Final						



Rowing Stadium
Estádio de Remo
Estadio de Remo

ROWING
REMO / REMO

Lightweight Women's Double Sculls
Double Skiff Peso Leve (2XHPL) / Doble Par de Remos Cortos Peso Ligero (2XFPL)

8
(Event) **RESULTS SUMMARY BY EVENT**
Resumo dos Resultados por Evento / Resumen de resultados por evento

LW2x

As of 18 JUL 2007

Race	Date	Round	Rank						Qualification Rules
			1	2	3	4	5	6	

Heats

13	15 JUL 2007	1	CUB	BRA	ARG	VEN			1->FA, 2..->R
			7:27.73	7:29.98	7:47.31	7:54.54			
14	15 JUL 2007	2	USA	CAN	MEX	GUA			1->FA, 2..->R
			7:24.38	7:29.42	7:33.82	8:10.89			

Repechage

17	16 JUL 2007		CAN	MEX	ARG	BRA	VEN	GUA	1-4->FA, 5..->FB
			7:33.41	7:36.57	7:41.77	7:43.46	7:57.96	8:14.52	

Finals

32	18 JUL 2007	B	VEN	GUA					
			7:51.96	8:10.61					
33	18 JUL 2007	A	CUB	MEX	CAN	USA	ARG	BRA	
			7:25.80	7:30.80	7:31.18	7:32.46	7:37.00	7:37.16	

Participating Crew

ARG (b)SCHIFFMACHER Carolina (s)ROHNER Maria Clara	BRA (b)CARVALHO Camila (s)GRANATO Luciana	CAN (b)CUTHBERTSON Amber (s)BRILLON Camille	CUB (b)VELAZQUEZ Yaima (s)MARERRO Ismaray	GUA (b)DIMAS Emeline (s)FIGUEROA Claudia
MEX (b)RAMIREZ ESNAURRIZAR Analicia (s)PEREZ RUL RIVERO Lila	USA (b)MOORE Hannah (s)BREZLER Carey	VEN (b)MENESES UZCATEGUI Kimberlyn Dariana (s)IZAZE Yoselyn		

Note: Names of crew are as entered in their last race.

Legend:

(b)	bow	(s)	stroke				
Q	Quarterfinal	H	Heat	R	Repechage	S	Semifinal
F	Final						



ROWING

Official Communication

Item: 2

Start Delay
Start Delay for about 30 minutes

There is a Start Delay for about 30 minutes due to strong wind at the start. The Repechage of LW2x will take place at 17:00 hrs

Issued by: Competition Manager
Time: 16:00
Date: 15 JUL 2007

This decision affects:

RESULTS
SCHEDULE
OTHER

X

Note:



ROWING

Official Communication

Item: 3

Postponement of Afternoon Race
Repechage LW2x

I would like to inform, that the Repechage postponed from 16:30 hrs to 17:00 hrs was transferred to the afternoon of July 16th at 16:40 hrs.

The race in question refers to LW2x where the teams of the following countries will participate: Brasil, Argentina, Guatemala, Canada, Mexico and Venezuela.

The reason for this decision to be taken was the strong south west wind which caused high waves threatening the integrity of the boats as well as the crews.

Issued by: Race Manager
Time: 17:11
Date: 15 JUL 2007

This decision affects:

RESULTS
SCHEDULE
OTHER

X

Note:



ROWING

Official Communication

Item: 4

Postponement of Afternoon Race
Repechage of LW2x

I would like to inform, that the Repechage postponed from today 16:30 hrs to 17:00 hrs was transferred to the morning of July 16th at 10:40 hrs.

The race in question refers to LW2x where the teams of the following countries will participate: Brasil, Argentina, Guatemala, Canada, Mexico and Venezuela.

The reason for this decision to be taken was the strong south west wind which caused high waves threatening the integrity of the boats as well as the crews.

Issued by: Race Manager
Time: 18:25
Date: 15 JUL 2007

This decision affects:

RESULTS
SCHEDULE
OTHER

X

Note:



Rowing Stadium
Estádio de Remo
Estadio de Remo

16 JUL 2007
08:40

ROWING
REMO / REMO

Women's Quadruple Sculls
Four Skiff (4XF) / Cuatro Pares de Remos Cortos (4XF)

Race for lanes 1
Disputa de Raias na Final 1 / Disputa de Carriles en la Final 1

11
(Event) **RESULTS**
Resultados / Resultados

W4x
X1
Race 19

Rank	Lane	NF Code	Pos Name	500m	1000m	1500m	2000m	Qual. Code
1	5	USA	(b) NICHOLS Julie (2) DAMPEER Reilly (3) TROWBRIDGE Sarah (s) MATIA Margaret	1:42.55 (4) 2.74	3:25.39 (2) 1:42.84 (1) 0.98	5:13.22 (1) 1:47.83 (1)	6:57.11 1:43.89 (1)	FA
2	4	CAN	(b) MAURER Nathalie (2) HOSKINS Zoe (3) HYSLOP Peggy (s) McCARTY Cristin	1:40.54 (2) 0.73	3:24.41 (1) 1:43.87 (2)	5:13.62 (2) 0.40	7:01.71 1:48.09 (2) 4.60	FA
3	1	CUB	(b) TORRES Yurisneidy (2) VENET Yurisleydis (3) GONZALEZ Mayra (s) MARERRO Ismaray	1:41.92 (3) 2.11	3:27.73 (4) 1:45.81 (3) 3.32	5:17.34 (3) 1:49.61 (3) 4.12	7:06.57 1:49.23 (4) 9.46	FA
4	3	BRA	(b) COSTA Kissya (2) GORGEN Renata (3) ANVERSA Monica (s) BELTRAME Fabiana	1:39.81 (1) 2.54	3:26.95 (3) 1:47.14 (4) 5.42	5:18.64 (4) 1:51.69 (5)	7:07.13 1:48.49 (3) 10.02	FA
5	2	ARG	(b) SCHIFFMACHER Carolina (2) ABALO Maria Laura (3) BEST Maria Gabriela (s) PALERMO Lucia	1:46.11 (5) 6.30	3:37.74 (5) 1:51.63 (5) 13.33	5:27.43 (5) 1:49.69 (4) 14.21	7:17.23 1:49.80 (5) 20.12	FA

Qualification Rules: **Remainder to Final A (1...->FA)**

Legend:

WB	World Best Time						
(b)	bow	(2)-(3)	seat	(s)	stroke		
Q	Quarterfinal	H	Heat	R	Repechage	S	Semifinal
F	Final						



Rowing Stadium
Estádio de Remo
Estadio de Remo

19 JUL 2007
09:45

ROWING
REMO / REMO

Women's Quadruple Sculls
Four Skiff (4XF) / Cuatro Pares de Remos Cortos (4XF)

Final A
Final A / Final A

11
(Event) **RESULTS**
Resultados / Resultados

W4x
FA
Race 37

Rank	Lane	NF Code	Pos Name	500m	1000m	1500m	2000m	Qual. Code
1	2	CAN	(b) MAURER Nathalie (2) HOSKINS Zoe (3) HYSLOP Peggy (s) McCARTY Cristin	2:02.57 (4) 4.46	3:59.26 (3) 1:56.69 (1) 1.24	5:55.46 (2) 1:56.20 (3) 0.99	7:42.62 1:47.16 (2)	
2	3	USA	(b) NICHOLS Julie (2) DAMPEER Reilly (3) TROWBRIDGE Sarah (s) MATIA Margaret	2:02.25 (3) 4.14	3:59.02 (2) 1:56.77 (2) 1.00	5:54.47 (1) 1:55.45 (2)	7:43.17 1:48.70 (3) 0.55	
3	5	ARG	(b) SCHIFFMACHER Carolina (2) ABALO Maria Laura (3) BEST Maria Gabriela (s) PALERMO Lucia	2:06.10 (5) 7.99	4:03.47 (5) 1:57.37 (3) 5.45	5:57.93 (3) 1:54.46 (1) 3.46	7:50.29 1:52.36 (4) 7.67	
4	4	CUB	(b) TORRES Yurisneidy (2) VENET Yurisleydis (3) GONZALEZ Mayra (s) MARERRO Ismaray	1:58.11 (1)	3:58.02 (1) 1:59.91 (4)	5:58.62 (4) 2:00.60 (4) 4.15	7:58.11 1:59.49 (5) 15.49	
5	1	BRA	(b) COSTA Kissya (2) GORGEN Renata (3) ANVERSA Monica (s) BELTRAME Fabiana	2:01.64 (2) 3.53	4:02.96 (4) 2:01.32 (5) 4.94	6:33.51 (5) 2:30.55 (5) 39.04	8:15.81 1:42.30 (1) 33.19	

Legend:

WB	World Best Time						
(b)	bow	(2)-(3)	seat	(s)	stroke		
Q	Quarterfinal	H	Heat	R	Repechage	S	Semifinal
F	Final						

11 **RESULTS SUMMARY BY EVENT** **W4x**
(Event) Resumo dos Resultados por Evento / Resumen de resultados por evento

As of 19 JUL 2007

Race	Date	Round	Rank						Qualification Rules
			1	2	3	4	5	6	

Race for lanes

19	16 JUL 2007	1	USA	CAN	CUB	BRA	ARG	1..->FA
			6:57.11	7:01.71	7:06.57	7:07.13	7:17.23	

Final

37	19 JUL 2007	A	CAN	USA	ARG	CUB	BRA
			7:42.62	7:43.17	7:50.29	7:58.11	8:15.81

Participating Crew

ARG	BRA	CAN	CUB	USA
(b)SCHIFFMACHER Carolina	(b)COSTA Kissya	(b)MAURER Nathalie	(b)TORRES Yurisneidy	(b)NICHOLS Julie
(2)ABALO Maria Laura	(2)GORGEN Renata	(2)HOSKINS Zoe	(2)VENET Yurisleydis	(2)DAMPEER Reilly
(3)BEST Maria Gabriela	(3)ANVERSA Monica	(3)HYSLOP Peggy	(3)GONZALEZ Mayra	(3)TROWBRIDGE Sarah
(s)PALERMO Lucia	(s)BELTRAME Fabiana	(s)McCARTY Cristin	(s)MARERRO Ismaray	(s)MATIA Margaret

Note: Names of crew are as entered in their last race.

Legend:

(b)	bow	(2)-(3)	seat	(s)	stroke		
Q	Quarterfinal	H	Heat	R	Repechage	S	Semifinal
F	Final						



Rowing Stadium
Estádio de Remo
Estádio de Remo

14 JUL 2007
08:30

ROWING
REMO / REMO

Women's Pairs
Dois Sem Timoneiro (2-F) / Dos Remos Largos sin Timonel (2-F)

Race for lanes 1
Disputa de Raias na Final 1 / Disputa de Carriles en la Final 1

3
(Event) **RESULTS**
Resultados / Resultados

**W2-
X1
Race 1**

Rank	Lane	NF Code	Pos Name	500m	1000m	1500m	2000m	Qual. Code
1	3	CAN	(b) HOSKINS Zoe (s) MAURER Nathalie		3:39.41 (2)	5:36.59 (2) 1:57.18 (1)	7:30.77 1:54.17 (1)	FA
					1.22	0.74		
2	1	CHI	(b) JADUE Soraya (s) ORELLANA Maria Jose		3:38.19 (1)	5:35.85 (1) 1:57.66 (2)	7:33.33 1:57.47 (3)	FA
							2.56	
3	4	CUB	(b) VENET Yurisleydis (s) DESPAIGNE Magela		3:40.51 (4)	5:40.51 (4) 2:00.00 (3)	7:36.95 1:56.43 (2)	FA
					2.32	4.66	6.18	
4	2	USA	(b) STIVER Ruth (s) RECK Jennifer		3:39.69 (3)	5:39.75 (3) 2:00.06 (4)	7:38.14 1:58.38 (4)	FA
					1.50	3.90	7.37	

Qualification Rules: **Remainder to Final A (1..->FA)**

Legend:

WB	World Best Time						
(b)	bow	(s)	stroke				
Q	Quarterfinal	H	Heat	R	Repechage	S	Semifinal
F	Final						



Rowing Stadium
Estádio de Remo
Estádio de Remo

17 JUL 2007
09:00

ROWING
REMO / REMO

Women's Pairs
Dois Sem Timoneiro (2-F) / Dos Remos Largos sin Timonel (2-F)

Final A
Final A / Final A

3
(Event) **RESULTS**
Resultados / Resultados

**W2-
FA
Race 24**

Rank	Lane	NF Code	Pos Name	500m	1000m	1500m	2000m	Qual. Code
1	3	CHI	(b) JADUE Soraya (s) ORELLANA Maria Jose	1:44.72 (1)	3:33.91 (1) 1:49.19 (1)	5:29.85 (1) 1:55.94 (2)	7:28.94 1:59.09 (4)	
2	2	CAN	(b) HOSKINS Zoe (s) MAURER Nathalie	1:47.27 (2) 2.55	3:38.69 (2) 1:51.42 (2) 4.78	5:34.50 (2) 1:55.81 (1) 4.65	7:30.05 1:55.55 (1) 1.11	
3	4	USA	(b) STIVER Ruth (s) RECK Jennifer	1:48.01 (3) 3.29	3:41.45 (3) 1:53.44 (3) 7.54	5:39.36 (3) 1:57.91 (3) 9.51	7:36.12 1:56.76 (2) 7.18	
4	1	CUB	(b) VENET Yurisleydis (s) DESPAIGNE Magela	1:49.22 (4) 4.50	3:43.00 (4) 1:53.78 (4) 9.09	5:41.25 (4) 1:58.25 (4) 11.40	7:40.09 1:58.84 (3) 11.15	

Legend:

WB	World Best Time						
(b)	bow	(s)	stroke				
Q	Quarterfinal	H	Heat	R	Repechage	S	Semifinal
F	Final						



Rowing Stadium
Estádio de Remo
Estadio de Remo

ROWING
REMO / REMO

Women's Pairs
Dois Sem Timoneiro (2-F) / Dos Remos Largos sin Timonel (2-F)

3
(Event)

RESULTS SUMMARY BY EVENT

Resumo dos Resultados por Evento / Resumen de resultados por evento

W2-

As of 17 JUL 2007

Race	Date	Round	Rank						Qualification Rules
			1	2	3	4	5	6	

Race for lanes

1	14 JUL 2007	1	CAN	CHI	CUB	USA			1..->FA
			7:30.77	7:33.33	7:36.95	7:38.14			

Final

24	17 JUL 2007	A	CHI	CAN	USA	CUB			
			7:28.94	7:30.05	7:36.12	7:40.09			

Participating Crew

CAN	CHI	CUB	USA
(b)HOSKINS Zoe	(b)JADUE Soraya	(b)VENET Yurisleydis	(b)STIVER Ruth
(s)MAURER Nathalie	(s)ORELLANA Maria Jose	(s)DESPAIGNE Magela	(s)RECK Jennifer

Note: Names of crew are as entered in their last race.

Legend:

(b)	bow	(s)	stroke				
Q	Quarterfinal	H	Heat	R	Repechage	S	Semifinal
F	Final						



Rowing Stadium
Estádio de Remo
Estadio de Remo

14 JUL 2007
08:40

ROWING
REMO / REMO

Men's Single Sculls
Single Skiff (1XH) / Un Par de Remos Cortos (1XH)

Heat 1
Série 1 / Serie 1

2
(Event) **RESULTS**
Resultados / Resultados

M1x
H1
Race 2

Rank	Lane	NF Code	Pos Name	500m	1000m	1500m	2000m	Qual. Code
1	1	ARG	(b) FERNANDEZ Santiago	1:40.96 (1)	3:26.95 (1) 1:45.99 (1)	5:16.38 (1) 1:49.43 (1)	7:05.97 1:49.59 (1)	FA
2	2	BRA	(b) SILVA Marcelus	1:42.22 (2) 1.26	3:32.09 (2) 1:49.87 (2) 5.14	5:31.95 (2) 1:59.86 (2) 15.57	7:28.31 1:56.36 (2) 22.34	R
3	3	ESA	(b) CHAVEZ Cesar	1:49.98 (3) 9.02	3:52.32 (3) 2:02.34 (3) 25.37	6:00.60 (3) 2:08.28 (3) 44.22	8:06.74 2:06.14 (3) 1:00.77	R
4	4	HON	(b) AVILA Norberto	2:05.74 (4) 24.78	4:21.63 (4) 2:15.89 (4) 54.68	6:47.31 (4) 2:25.68 (4) 1:30.93	9:07.72 2:20.41 (4) 2:01.75	R
	5	PAN	(b) ANDERSON Francisco					DNS

Qualification Rules: 1 to Final A, Remainder to Repechage (1->FA, 2..->R)

Legend:

DNS	Did not start	WB	World Best Time				
(b)	bow						
Q	Quarterfinal	H	Heat	R	Repechage	S	Semifinal
F	Final						



Rowing Stadium
Estádio de Remo
Estadio de Remo

14 JUL 2007
08:50

ROWING
REMO / REMO

Men's Single Sculls
Single Skiff (1XH) / Un Par de Remos Cortos (1XH)

Heat 2
Série 2 / Serie 2

2
(Event) **RESULTS**
Resultados / Resultados

M1x
H2
Race 3

Rank	Lane	NF Code	Pos Name	500m	1000m	1500m	2000m	Qual. Code
1	2	CUB	(b) HERNANDEZ Yoennis	1:38.56 (1)	3:26.75 (1) 1:48.19 (1)	5:18.03 (1) 1:51.28 (1)	7:08.12 1:50.08 (2)	FA
2	5	USA	(b) SCHROEDER Jamie	1:44.96 (5) 6.40	3:33.22 (4) 1:48.26 (2) 6.47	5:25.41 (3) 1:52.19 (3) 7.38	7:14.31 1:48.89 (1) 6.19	R
3	3	MEX	(b) LOLIGER SALAS Patrick Alexandre Er.	1:42.14 (3) 3.58	3:34.49 (5) 1:52.35 (5) 7.74	5:26.03 (4) 1:51.54 (2) 8.00	7:16.60 1:50.56 (3) 8.48	R
4	1	CHI	(b) VASQUEZ Oscar	1:41.46 (2) 2.90	3:31.89 (2) 1:50.43 (4) 5.14	5:25.03 (2) 1:53.14 (4) 7.00	7:17.38 1:52.34 (4) 9.26	R
5	4	VEN	(b) HERNANDEZ Dhison	1:42.80 (4) 4.24	3:32.92 (3) 1:50.12 (3) 6.17	5:27.36 (5) 1:54.44 (5) 9.33	7:26.92 1:59.55 (5) 18.80	R

Qualification Rules: 1 to Final A, Remainder to Repechage (1->FA, 2..->R)

Legend:

WB	World Best Time					
(b)	bow					
Q	Quarterfinal	H	Heat	R	Repechage	S Semifinal
F	Final					



Rowing Stadium
Estádio de Remo
Estadio de Remo

14 JUL 2007
16:30

ROWING
REMO / REMO

Men's Single Sculls
Single Skiff (1XH) / Un Par de Remos Cortos (1XH)

Repechage 1
Repescagem 1 / Repesca 1

2
(Event) **RESULTS**
Resultados / Resultados

M1x
R1
Race 8

Rank	Lane	NF Code	Pos Name	500m	1000m	1500m	2000m	Qual. Code
1	3	MEX	(b) LOLIGER SALAS Patrick Alexandre Er.	1:47.04 (3) 1.15	3:39.22 (3) 1:52.18 (2) 3.13	5:31.19 (3) 1:51.97 (2) 2.03	7:18.24 1:47.05 (1)	FA
2	2	BRA	(b) SILVA Marcelus	1:45.89 (1)	3:38.56 (2) 1:52.67 (3) 2.47	5:29.16 (1) 1:50.60 (1)	7:20.61 1:51.45 (2) 2.37	FA
3	4	VEN	(b) HERNANDEZ Dhison	1:46.31 (2) 0.42	3:36.09 (1) 1:49.78 (1)	5:29.85 (2) 1:53.76 (3) 0.69	7:23.32 1:53.47 (3) 5.08	FB
4	1	HON	(b) AVILA Norberto	2:14.41 (4) 28.52	4:33.85 (4) 2:19.44 (4) 57.76	6:57.11 (4) 2:23.26 (4) 1:27.95	9:15.19 2:18.08 (4) 1:56.95	FB

Qualification Rules: **1-2 to Final A, Remainder to Final B (1-2->FA, 3..->FB)**

Legend:

WB	World Best Time						
(b)	bow						
Q	Quarterfinal	H	Heat	R	Repechage	S	Semifinal
F	Final						



Rowing Stadium
Estádio de Remo
Estadio de Remo

14 JUL 2007
16:40

ROWING
REMO / REMO

Men's Single Sculls
Single Skiff (1XH) / Un Par de Remos Cortos (1XH)

Repechage 2
Repescagem 2 / Repesca 2

2
(Event) **RESULTS**
Resultados / Resultados

M1x
R2
Race 9

Rank	Lane	NF Code	Pos Name	500m	1000m	1500m	2000m	Qual. Code
1	1	CHI	(b) VASQUEZ Oscar	1:45.68 (2) 0.96	3:35.67 (1) 1:49.99 (1)	5:27.08 (1) 1:51.41 (1)	7:18.57 1:51.49 (1)	FA
2	2	USA	(b) SCHROEDER Jamie	1:44.72 (1)	3:37.78 (2) 1:53.06 (2) 2.11	5:30.12 (2) 1:52.34 (2) 3.04	7:26.36 1:56.24 (2) 7.79	FA
3	3	ESA	(b) CHAVEZ Cesar	1:50.13 (3) 5.41	3:47.92 (3) 1:57.79 (3) 12.25	5:50.62 (3) 2:02.70 (3) 23.54	7:50.31 1:59.69 (3) 31.74	FB

Qualification Rules: 1-2 to Final A, Remainder to Final B (1-2->FA, 3..->FB)

Legend:

WB	World Best Time						
(b)	bow						
Q	Quarterfinal	H	Heat	R	Repechage	S	Semifinal
F	Final						



Rowing Stadium
Estádio de Remo
Estadio de Remo

17 JUL 2007
09:15

ROWING
REMO / REMO

Men's Single Sculls
Single Skiff (1XH) / Un Par de Remos Cortos (1XH)

Final B
Final B / Final B

2
(Event) **RESULTS**
Resultados / Resultados

M1x
FB
Race 25

Rank	Lane	NF Code	Pos Name	500m	1000m	1500m	2000m	Qual. Code
1	2	VEN	(b) HERNANDEZ Dhison	1:42.39 (1)	3:32.85 (1) 1:50.46 (1)	5:30.02 (1) 1:57.17 (1)	7:34.06 2:04.04 (1)	
2	3	ESA	(b) CHAVEZ Cesar	1:45.27 (2)	3:43.05 (2) 2.88 10.20	5:47.93 (2) 2:04.88 (2)	8:01.51 2:13.58 (2) 27.45	
3	1	HON	(b) AVILA Norberto	2:07.64 (3)	4:45.80 (3) 25.25 1:12.95	7:19.74 (3) 2:38.16 (3) 1:49.72	10:17.30 2:57.56 (3) 2:43.24	

Legend:

WB	World Best Time						
(b)	bow						
Q	Quarterfinal	H	Heat	R	Repechage	S	Semifinal
F	Final						



Rowing Stadium
Estádio de Remo
Estadio de Remo

17 JUL 2007
09:25

ROWING
REMO / REMO

Men's Single Sculls
Single Skiff (1XH) / Un Par de Remos Cortos (1XH)

Final A
Final A / Final A

2
(Event) **RESULTS**
Resultados / Resultados

M1x
FA
Race 26

Rank	Lane	NF Code	Pos Name	500m	1000m	1500m	2000m	Qual. Code
1	3	ARG	(b) FERNANDEZ Santiago	1:36.94 (1)	3:19.14 (1) 1:42.20 (1)	5:06.39 (1) 1:47.25 (1)	6:59.41 1:53.02 (3)	
2	4	CUB	(b) HERNANDEZ Yoennis	1:38.38 (2)	3:22.53 (2) 1:44.15 (3)	5:10.19 (2) 1:47.66 (3)	7:04.47 1:54.28 (5)	
				1.44	3.39	3.80	5.06	
3	1	BRA	(b) SILVA Marcelus	1:41.68 (4)	3:26.80 (4) 1:45.12 (4)	5:14.91 (4) 1:48.11 (4)	7:05.47 1:50.56 (1)	
				4.74	7.66	8.52	6.06	
4	5	CHI	(b) VASQUEZ Oscar	1:42.78 (5)	3:26.22 (3) 1:43.44 (2)	5:13.83 (3) 1:47.61 (2)	7:07.22 1:53.39 (4)	
				5.84	7.08	7.44	7.81	
5	6	USA	(b) SCHROEDER Jamie	1:40.72 (3)	3:29.29 (5) 1:48.57 (6)	5:20.98 (6) 1:51.69 (6)	7:13.63 1:52.65 (2)	
				3.78	10.15	14.59	14.22	
6	2	MEX	(b) LOLIGER SALAS Patrick Alexandre Er.	1:44.11 (6)	3:31.20 (6) 1:47.09 (5)	5:19.37 (5) 1:48.17 (5)	7:15.72 1:56.35 (6)	
				7.17	12.06	12.98	16.31	

Legend:

WB	World Best Time						
(b)	bow						
Q	Quarterfinal	H	Heat	R	Repechage	S	Semifinal
F	Final						



Rowing Stadium
Estádio de Remo
Estadio de Remo

ROWING
REMO / REMO

Men's Single Sculls
Single Skiff (1XH) / Un Par de Remos Cortos (1XH)

2
(Event)

RESULTS SUMMARY BY EVENT

Resumo dos Resultados por Evento / Resumen de resultados por evento

M1x

As of 17 JUL 2007

Race	Date	Round	Rank						Qualification Rules
			1	2	3	4	5	6	

Heats

2	14 JUL 2007	1	ARG	BRA	ESA	HON	PAN	1->FA, 2..->R
			7:05.97	7:28.31	8:06.74	9:07.72	DNS	
3	14 JUL 2007	2	CUB	USA	MEX	CHI	VEN	1->FA, 2..->R
			7:08.12	7:14.31	7:16.60	7:17.38	7:26.92	

Repechages

8	14 JUL 2007	1	MEX	BRA	VEN	HON	1-2->FA, 3..->FB
			7:18.24	7:20.61	7:23.32	9:15.19	
9	14 JUL 2007	2	CHI	USA	ESA		1-2->FA, 3..->FB
			7:18.57	7:26.36	7:50.31		

Finals

25	17 JUL 2007	B	VEN	ESA	HON			
			7:34.06	8:01.51	10:17.30			
26	17 JUL 2007	A	ARG	CUB	BRA	CHI	USA	MEX
			6:59.41	7:04.47	7:05.47	7:07.22	7:13.63	7:15.72

Participating Crew

ARG (b)FERNANDEZ Santiago	BRA (b)SILVA Marcellus	CHI (b)VASQUEZ Oscar	CUB (b)HERNANDEZ Yoennis	ESA (b)CHAVEZ Cesar
HON (b)AVILA Norberto	MEX (b)LOLIGER SALAS Patrick Alexandre Er.	PAN (b)ANDERSON Francisco	USA (b)SCHROEDER Jamie	VEN (b)HERNANDEZ Dhison

Note: Names of crew are as entered in their last race.

Legend:

DNS	Did not start						
(b)	bow						
Q	Quarterfinal	H	Heat	R	Repechage	S	Semifinal
F	Final						



ROWING

Official Communication

Item: 6

Withdrawal
M1x from Panama

The Rower Anderson, Francisco member of the Rowing team from Panama, withdraw from the Mens Single Scull (Mix) event of the Rio2007 Pan American Games.

Technical Delegate
Matt Draer
14/07/07

Issued by: Technical Delegate
Time: 16:55
Date: 16 JUL 2007

This decision affects:

RESULTS
SCHEDULE
OTHER

X

Note:



Rowing Stadium
Estádio de Remo
Estadio de Remo

15 JUL 2007
09:00

ROWING
REMO / REMO

Men's Double Sculls
Double Skiff (2XH) / Doble Par de Remos Cortos (2XH)

Race for lanes 1
Disputa de Raias na Final 1 / Disputa de Carriles en la Final 1

6
(Event) **RESULTS**
Resultados / Resultados

M2x
X1
Race 15

Rank	Lane	NF Code	Pos Name	500m	1000m	1500m	2000m	Qual. Code
1	3	CUB	(b) CONCEPCION Janier (s) HERNANDEZ Yoennis	1:32.55 (1)	3:10.80 (1) 1:38.25 (1)	4:51.33 (1) 1:40.53 (1)	6:30.93 1:39.60 (3)	FA
2	2	ARG	(b) MURILLO Rodrigo (s) SUAREZ Ariel	1:34.86 (2) 2.31	3:15.38 (2) 1:40.52 (3) 4.58	4:57.39 (3) 1:42.01 (3) 6.06	6:35.86 1:38.47 (1) 4.93	FA
3	1	USA	(b) McEACHERN (s) CUDDY Francis	1:35.72 (3) 3.17	3:16.04 (3) 1:40.32 (2) 5.24	4:56.90 (2) 1:40.86 (2) 5.57	6:36.13 1:39.23 (2) 5.20	FA
4	5	VEN	(b) MARCANO Alexis (s) ABOUT James	1:38.74 (6) 6.19	3:22.75 (4) 1:44.01 (4) 11.95	5:11.20 (4) 1:48.45 (4) 19.87	6:56.08 1:44.88 (4) 25.15	FA
5	6	URU	(b) BOUVIER WALLER Emanuel (s) ESQUIVEL Jhonatan	1:38.40 (5) 5.85	3:25.86 (5) 1:47.46 (5) 15.06	5:18.52 (5) 1:52.66 (5) 27.19	7:08.45 1:49.93 (5) 37.52	FA
6	4	PER	(b) WILHELMI MONGE (s) del CASTILLO	1:37.37 (4) 4.82	3:32.03 (6) 1:54.66 (6) 21.23	5:26.60 (6) 1:54.57 (6) 35.27	7:21.63 1:55.03 (6) 50.70	FA

Qualification Rules: **Remainder to Final A (1..->FA)**

Legend:

WB	World Best Time					
(b)	bow	(s)	stroke			
Q	Quarterfinal	H	Heat	R	Repechage	S Semifinal
F	Final					



Rowing Stadium
Estádio de Remo
Estadio de Remo

18 JUL 2007
09:35

ROWING
REMO / REMO

Men's Double Sculls
Double Skiff (2XH) / Doble Par de Remos Cortos (2XH)

Final A
Final A / Final A

6
(Event) **RESULTS**
Resultados / Resultados

M2x
FA
Race 34

Rank	Lane	NF Code	Pos Name	500m	1000m	1500m	2000m	Qual. Code
1	3	CUB	(b) CONCEPCION Janier (s) HERNANDEZ Yoennis	1:32.90 (1)	3:13.34 (1) 1:40.44 (1)	4:55.68 (1) 1:42.34 (1)	6:35.59 1:39.91 (3)	
2	4	ARG	(b) MURILLO Rodrigo (s) SUAREZ Ariel	1:34.12 (2) 1.22	3:17.74 (2) 4.40	5:01.11 (2) 1:43.37 (3) 5.43	6:39.06 1:37.95 (2) 3.47	
3	2	USA	(b) McEACHERN (s) CUDDY Francis	1:35.77 (3) 2.87	3:18.65 (3) 5.31	5:01.87 (3) 1:43.22 (2) 6.19	6:39.12 1:37.25 (1) 3.53	
4	1	URU	(b) BOUVIER WALLER Emanuel (s) ESQUIVEL Jhonatan	1:39.26 (5) 6.36	3:28.00 (5) 14.66	5:18.38 (5) 1:50.38 (4) 22.70	7:01.09 1:42.71 (4) 25.50	
5	5	VEN	(b) MARCANO Alexis (s) ABOUT James	1:38.09 (4) 5.19	3:26.80 (4) 13.46	5:17.41 (4) 1:50.61 (5) 21.73	7:01.22 1:43.81 (5) 25.63	
6	6	PER	(b) WILHELMI MONGE (s) del CASTILLO	1:40.57 (6) 7.67	3:30.41 (6) 17.07	5:25.34 (6) 1:54.93 (6) 29.66	7:15.77 1:50.43 (6) 40.18	

Legend:

WB	World Best Time						
(b)	bow	(s)	stroke				
Q	Quarterfinal	H	Heat	R	Repechage	S	Semifinal
F	Final						



Rowing Stadium
Estádio de Remo
Estadio de Remo

ROWING
REMO / REMO

Men's Double Sculls
Double Skiff (2XH) / Doble Par de Remos Cortos (2XH)

6 **RESULTS SUMMARY BY EVENT** **M2x**
(Event) Resumo dos Resultados por Evento / Resumen de resultados por evento

As of 18 JUL 2007

Race	Date	Round	Rank						Qualification Rules
			1	2	3	4	5	6	

Race for lanes

15	15 JUL 2007	1	CUB	ARG	USA	VEN	URU	PER	1..->FA
			6:30.93	6:35.86	6:36.13	6:56.08	7:08.45	7:21.63	

Final

34	18 JUL 2007	A	CUB	ARG	USA	URU	VEN	PER
			6:35.59	6:39.06	6:39.12	7:01.09	7:01.22	7:15.77

Participating Crew

ARG

(b)MURILLO Rodrigo
(s)SUAREZ Ariel

CUB

(b)CONCEPCION Janier
(s)HERNANDEZ Yoennis

PER

(b)WILHELMI MONGE
(s)del CASTILLO

URU

(b)BOUVIER WALLER Emanuel
(s)ESQUIVEL Jhonatan

USA

(b)McEACHERN
(s)CUDDY Francis

VEN

(b)MARCANO Alexis
(s)ABOUT James

Note: Names of crew are as entered in their last race.

Legend:

(b)	bow	(s)	stroke				
Q	Quarterfinal	H	Heat	R	Repechage	S	Semifinal
F	Final						



Rowing Stadium
Estádio de Remo
Estádio de Remo

14 JUL 2007
09:30

ROWING
REMO / REMO

Lightweight Men's Double Sculls

Double Skiff Peso Leve Homens (2XHPL) / Doble Par de Remos Cortos Peso Ligero (2XHPL)

Heat 1
Série 1 / Serie 1

9 RESULTS
(Event) Resultados / Resultados

**LM2x
H1
Race 6**

Rank	Lane	NF Code	Pos Name	500m	1000m	1500m	2000m	Qual. Code
1	3	USA	(b) MONTGOMERY Rich (s) LIVERMAN Andrew	1:31.92 (1)	3:10.77 (1) 1:38.85 (1)	4:51.13 (1) 1:40.36 (1)	6:33.09 1:41.96 (1)	FA
2	4	BRA	(b) SOBRAL JUNIOR Jose (s) GOMES Thiago	1:32.47 (2) 0.55	3:13.57 (2) 2.80	4:55.24 (2) 4.11	6:38.66 1:43.42 (3) 5.57	R
3	1	CHI	(b) LEAL Felipe (s) CERDA Miguel	1:34.60 (3) 2.68	3:14.53 (3) 3.76	4:56.47 (3) 5.34	6:40.85 1:44.38 (4) 7.76	R
4	2	CAN	(b) HAVER John (s) BORDEN Andrew	1:34.96 (4) 3.04	3:17.10 (4) 6.33	5:03.05 (4) 11.92	6:48.19 1:45.14 (5) 15.10	R
5	5	VEN	(b) GUIPE JIMENEZ Jose Ramon (s) COVA Eduardo	1:37.45 (5) 5.53	3:20.42 (5) 9.65	5:06.59 (5) 15.46	6:48.77 1:42.18 (2) 15.68	R

Qualification Rules: 1 to Final A, Remainder to Repechage (1->FA, 2..->R)

Legend:

WB	World Best Time					
(b)	bow	(s)	stroke			
Q	Quarterfinal	H	Heat	R	Repechage	S Semifinal
F	Final					



Rowing Stadium
Estádio de Remo
Estadio de Remo

14 JUL 2007
09:40

ROWING
REMO / REMO

Lightweight Men's Double Sculls

Double Skiff Peso Leve Homens (2XHPL) / Doble Par de Remos Cortos Peso Ligero (2XHPL)

Heat 2
Série 2 / Serie 2

9 RESULTS
(Event) Resultados / Resultados

**LM2x
H2
Race 7**

Rank	Lane	NF Code	Pos Name	500m	1000m	1500m	2000m	Qual. Code
1	4	CUB	(b) BATISTA Eyder (s) PEREZ Yunior	1:31.70 (1)	3:11.36 (1) 1:39.66 (1)	4:55.53 (1) 1:44.17 (1)	6:39.19 1:43.66 (2)	FA
2	3	URU	(b) COLLAZO Rodolfo (s) GARCIA Javier	1:34.08 (2) 2.38	3:14.42 (2) 3.06	4:58.68 (2) 1:44.26 (2) 3.15	6:41.14 1:42.46 (1) 1.95	R
3	5	ARG	(b) CEJAS Mario (s) CAMPASSI Juan Miguel	1:34.48 (3) 2.78	3:17.20 (3) 5.84	5:03.84 (3) 1:46.64 (3) 8.31	6:55.08 1:51.24 (5) 15.89	R
4	2	PER	(b) MEJIA Diego (s) ASPILLAGA Victor	1:37.26 (4) 5.56	3:19.96 (4) 8.60	5:08.97 (4) 1:49.01 (4) 13.44	6:59.10 1:50.13 (3) 19.91	R
5	1	ECU	(b) ALVAREZ Miguel (s) CRIOLLO Luis	1:39.24 (5) 7.54	3:24.40 (5) 13.04	5:16.25 (5) 1:51.85 (5) 20.72	7:06.84 1:50.59 (4) 27.65	R

Qualification Rules: 1 to Final A, Remainder to Repechage (1->FA, 2..->R)

Legend:

WB	World Best Time					
(b)	bow	(s)	stroke			
Q	Quarterfinal	H	Heat	R	Repechage	S Semifinal
F	Final					



Rowing Stadium
Estádio de Remo
Estádio de Remo

14 JUL 2007
16:50

ROWING
REMO / REMO

Lightweight Men's Double Sculls

Double Skiff Peso Leve Homens (2XHPL) / Doble Par de Remos Cortos Peso Ligero (2XHPL)

Repechage 1

Repescagem 1 / Repesca 1

9
(Event) **RESULTS**
Resultados / Resultados

LM2x
R1
Race 10

Rank	Lane	NF Code	Pos Name	500m	1000m	1500m	2000m	Qual. Code
1	2	BRA	(b) SOBRAL JUNIOR Jose (s) GOMES Thiago	1:37.08 (1)	3:18.70 (1) 1:41.62 (1)		6:46.44	FA
2	1	CAN	(b) HAVER John (s) BORDEN Andrew	1:39.27 (3) 2.19	3:22.05 (2) 1:42.78 (2) 3.35		6:48.87 2.43	FA
3	3	ARG	(b) CEJAS Mario (s) CAMPASSI Juan Miguel	1:39.01 (2) 1.93	3:23.06 (3) 1:44.05 (3) 4.36		6:52.58 6.14	FB
4	4	ECU	(b) ALVAREZ Miguel (s) CRIOLLO Luis	1:43.02 (4) 5.94	3:33.51 (4) 1:50.49 (4) 14.81		7:17.06 30.62	FB

Qualification Rules: 1-2 to Final A, Remainder to Final B (1-2->FA, 3..->FB)

Legend:

WB	World Best Time						
(b)	bow	(s)	stroke				
Q	Quarterfinal	H	Heat	R	Repechage	S	Semifinal
F	Final						



Rowing Stadium
Estádio de Remo
Estádio de Remo

14 JUL 2007
17:00

ROWING
REMO / REMO

Lightweight Men's Double Sculls
Double Skiff Peso Leve Homens (2XHPL) / Doble Par de Remos Cortos Peso Ligero (2XHPL)

Repechage 2
Repescagem 2 / Repesca 2

9
(Event) **RESULTS**
Resultados / Resultados

LM2x
R2
Race 11

Rank	Lane	NF Code	Pos Name	500m	1000m	1500m	2000m	Qual. Code
1	3	URU	(b) COLLAZO Rodolfo (s) GARCIA Javier	1:38.97 (1)	3:23.29 (2) 1:44.32 (3) 1.17	5:06.81 (1) 1:43.52 (1)	6:48.19 1:41.38 (1)	FA
2	2	CHI	(b) LEAL Felipe (s) CERDA Miguel	1:39.77 (3) 0.80	3:23.76 (3) 1:43.99 (2) 1.64	5:07.64 (2) 1:43.88 (2) 0.83	6:49.72 1:42.08 (2) 1.53	FA
3	1	VEN	(b) GUIPE JIMENEZ Jose Ramon (s) COVA Eduardo	1:39.27 (2) 0.30	3:22.12 (1) 1:42.85 (1)	5:08.38 (3) 1:46.26 (4) 1.57	6:52.94 1:44.56 (3) 4.75	FB
4	4	PER	(b) MEJIA Diego (s) ASPILLAGA Victor	1:43.08 (4) 4.11	3:29.16 (4) 1:46.08 (4) 7.04	5:15.02 (4) 1:45.86 (3) 8.21	7:01.79 1:46.77 (4) 13.60	FB

Qualification Rules: **1-2 to Final A, Remainder to Final B (1-2->FA, 3..->FB)**

Legend:

WB	World Best Time						
(b)	bow	(s)	stroke				
Q	Quarterfinal	H	Heat	R	Repechage	S	Semifinal
F	Final						



Rowing Stadium
Estádio de Remo
Estádio de Remo

17 JUL 2007
10:00

ROWING
REMO / REMO

Lightweight Men's Double Sculls
Double Skiff Peso Leve Homens (2XHPL) / Doble Par de Remos Cortos Peso Ligero (2XHPL)

Final B
Final B / Final B

9
(Event) **RESULTS**
Resultados / Resultados

LM2x
FB
Race 29

Rank	Lane	NF Code	Pos Name	500m	1000m	1500m	2000m	Qual. Code
1	4	PER	(b) MEJIA Diego (s) ASPILLAGA Victor	1:38.31 (3) 1.13	3:19.47 (2) 1:41.16 (1) 0.42	5:00.75 (1) 1:41.28 (1)	6:41.86 1:41.11 (2)	
2	2	VEN	(b) GUIPE JIMENEZ Jose Ramon (s) COVA Eduardo	1:37.18 (1)	3:19.05 (1) 1:41.87 (2)	5:02.49 (2) 1:43.44 (2) 1.74	6:43.38 1:40.89 (1) 1.52	
3	1	ECU	(b) ALVAREZ Miguel (s) CRIOLLO Luis	1:37.86 (2) 0.68	3:21.42 (3) 1:43.56 (3) 2.37	5:08.38 (3) 1:46.96 (3) 7.63	6:56.55 1:48.17 (3) 14.69	

Legend:

WB	World Best Time						
(b)	bow	(s)	stroke				
Q	Quarterfinal	H	Heat	R	Repechage	S	Semifinal
F	Final						



Rowing Stadium
Estádio de Remo
Estádio de Remo

17 JUL 2007
10:10

ROWING
REMO / REMO

Lightweight Men's Double Sculls

Double Skiff Peso Leve Homens (2XHPL) / Doble Par de Remos Cortos Peso Ligero (2XHPL)

Final A
Final A / Final A

9 RESULTS
(Event) Resultados / Resultados

**LM2x
FA
Race 30**

Rank	Lane	NF Code	Pos Name	500m	1000m	1500m	2000m	Qual. Code
1	4	CUB	(b) BATISTA Eyder (s) PEREZ Yuniór	1:33.87 (2) 0.98	3:11.29 (2) 1:37.42 (4) 1.50	4:49.28 (2) 1:37.99 (1) 0.90	6:24.19 1:34.91 (1)	
2	3	USA	(b) MONTGOMERY Rich (s) LIVERMAN Andrew	1:32.89 (1)	3:09.79 (1) 1:36.90 (1)	4:48.38 (1) 1:38.59 (3)	6:28.34 1:39.96 (5) 4.15	
3	1	CHI	(b) LEAL Felipe (s) CERDA Miguel	1:34.23 (3) 1.34	3:11.56 (3) 1:37.33 (3) 1.77	4:50.12 (3) 1:38.56 (2) 1.74	6:28.92 1:38.80 (3) 4.73	
4	5	BRA	(b) SOBRAL JUNIOR Jose (s) GOMES Thiago	1:34.70 (4) 1.81	3:11.93 (4) 1:37.23 (2) 2.14	4:50.98 (4) 1:39.05 (4) 2.60	6:30.81 1:39.83 (4) 6.62	
5	2	URU	(b) COLLAZO Rodolfo (s) GARCIA Javier	1:35.94 (5) 3.05	3:13.58 (5) 1:37.64 (5) 3.79	4:55.24 (5) 1:41.66 (6) 6.86	6:35.25 1:40.01 (6) 11.06	
6	6	CAN	(b) HAVER John (s) BORDEN Andrew		3:16.44 (6) 6.65	4:57.34 (6) 1:40.90 (5) 8.96	6:35.70 1:38.36 (2) 11.51	

Legend:

WB	World Best Time						
(b)	bow	(s)	stroke				
Q	Quarterfinal	H	Heat	R	Repechage	S	Semifinal
F	Final						



Rowing Stadium
Estádio de Remo
Estadio de Remo

ROWING
REMO / REMO

Lightweight Men's Double Sculls

Double Skiff Peso Leve Homens (2XHPL) / Doble Par de Remos Cortos Peso Ligero (2XHPL)

9 (Event) **RESULTS SUMMARY BY EVENT** **LM2x**
Resumo dos Resultados por Evento / Resumen de resultados por evento

As of 17 JUL 2007

Race	Date	Round	Rank						Qualification Rules
			1	2	3	4	5	6	

Heats

6	14 JUL 2007	1	USA	BRA	CHI	CAN	VEN	1->FA, 2..->R
			6:33.09	6:38.66	6:40.85	6:48.19	6:48.77	
7	14 JUL 2007	2	CUB	URU	ARG	PER	ECU	1->FA, 2..->R
			6:39.19	6:41.14	6:55.08	6:59.10	7:06.84	

Repechages

10	14 JUL 2007	1	BRA	CAN	ARG	ECU	1-2->FA, 3..->FB
			6:46.44	6:48.87	6:52.58	7:17.06	
11	14 JUL 2007	2	URU	CHI	VEN	PER	1-2->FA, 3..->FB
			6:48.19	6:49.72	6:52.94	7:01.79	

Finals

29	17 JUL 2007	B	PER	VEN	ECU			
			6:41.86	6:43.38	6:56.55			
30	17 JUL 2007	A	CUB	USA	CHI	BRA	URU	CAN
			6:24.19	6:28.34	6:28.92	6:30.81	6:35.25	6:35.70

Participating Crew

ARG (b)CEJAS Mario (s)CAMPASSI Juan Miguel	BRA (b)SOBRAL JUNIOR Jose (s)GOMES Thiago	CAN (b)HAVER John (s)BORDEN Andrew	CHI (b)LEAL Felipe (s)CERDA Miguel	CUB (b)BATISTA Eyder (s)PEREZ Yunior
ECU (b)ALVAREZ Miguel (s)CRIOLLO Luis	PER (b)MEJIA Diego (s)ASPILLAGA Victor	URU (b)COLLAZO Rodolfo (s)GARCIA Javier	USA (b)MONTGOMERY Rich (s)LIVERMAN Andrew	VEN (b)GUIPE JIMENEZ Jose Ramon (s)COVA Eduardo

Note: Names of crew are as entered in their last race.

Legend:

(b)	bow	(s)	stroke				
Q	Quarterfinal	H	Heat	R	Repechage	S	Semifinal
F	Final						



Rowing Stadium
Estádio de Remo
Estadio de Remo

16 JUL 2007
08:30

ROWING
REMO / REMO

Men's Quadruple Sculls
Four Skiff (4XH) / Cuatro Pares de Remos Cortos (4XH)

Race for lanes 1
Disputa de Raias na Final 1 / Disputa de Carriles en la Final 1

CORRECTED

12
(Event) **RESULTS**
Resultados / Resultados

M4x
X1
Race 18

Rank	Lane	NF Code	Pos Name	500m	1000m	1500m	2000m	Qual. Code	
1	2	CUB	(b) CASCARET Yuleydis (2) CONCEPCION Janier (3) FOURNIER Angel (s) HERNANDEZ Yoennis	1:26.94 (1)			6:05.57	FA	
2	4	USA	(b) ANDERSON Warren (2) SCHROEDER Jamie (3) McEACHERN (s) CUDDY Francis	1:27.85 (2)	0.91		6:05.58 0.01	FA	
3	1	ARG	(b) CLAUS Victor Sebastian (2) SUAREZ Ariel (3) FERNANDEZ Santiago (s) ROSSO Cristian Alberto	1:29.57 (3)	2.63		6:21.82 16.25	FA	
4	5	BRA	(b) KLUG Jairo (2) MARTINS Marco (3) SOARES JUNIOR Joao (s) RANGEL Jose	1:30.29 (4)	3.35		6:26.60 21.03	FA	
5	3	URU	(b) DUMESTRE Emiliano (2) ESQUIVEL Jhonatan (3) BOUVIER WALLER Emanuel (s) REBOLEDO PINEYRUA Joe	1:30.60 (5)	3.66		6:45.30 39.73	FA	

Qualification Rules: **Remainder to Final A (1...->FA)**

Legend:

WB	World Best Time						
(b)	bow	(2)-(3)	seat	(s)	stroke		
Q	Quarterfinal	H	Heat	R	Repechage	S	Semifinal
F	Final						

Intermediate Times corrected



Rowing Stadium
Estádio de Remo
Estadio de Remo

19 JUL 2007
09:30

ROWING
REMO / REMO

Men's Quadruple Sculls
Four Skiff (4XH) / Cuatro Pares de Remos Cortos (4XH)

Final A
Final A / Final A

12
(Event) **RESULTS**
Resultados / Resultados

M4x
FA
Race 36

Rank	Lane	NF Code	Pos Name	500m	1000m	1500m	2000m	Qual. Code
1	3	CUB	(b) CASCARET Yuleydis (2) CONCEPCION Janier (3) FOURNIER Angel (s) HERNANDEZ Yoennis	1:40.10 (2) 1.32	3:24.72 (2) 1:44.62 (1) 1.00	5:05.55 (1) 1:40.83 (1)	6:43.60 1:38.05 (1)	
2	4	ARG	(b) CLAUS Victor Sebastian (2) SUAREZ Ariel (3) FERNANDEZ Santiago (s) ROSSO Cristian Alberto	1:38.78 (1)	3:23.72 (1) 1:44.94 (2)	5:06.99 (2) 1:43.27 (3) 1.44	6:47.74 1:40.75 (3) 4.14	
3	2	USA	(b) ANDERSON Warren (2) SCHROEDER Jamie (3) McEACHERN (s) CUDDY Francis	1:41.62 (4) 2.84	3:29.97 (3) 1:48.35 (3) 6.25	5:11.16 (3) 1:41.19 (2) 5.61	6:49.65 1:38.49 (2) 6.05	
4	5	URU	(b) DUMESTRE Emiliano (2) ESQUIVEL Jhonatan (3) BOUVIER WALLER Emanuel (s) REBOLEDO PINEYRUA Joe	1:40.26 (3) 1.48	3:32.06 (4) 1:51.80 (4) 8.34	5:19.91 (4) 1:47.85 (4) 14.36	7:05.42 1:45.51 (4) 21.82	
5	1	BRA	(b) KLUG Jairo (2) MARTINS Marco (3) SOARES JUNIOR Joao (s) RANGEL Jose	1:42.74 (5) 3.96	3:39.03 (5) 1:56.29 (5) 15.31	5:28.24 (5) 1:49.21 (5) 22.69	7:22.65 1:54.41 (5) 39.05	

Legend:

WB	World Best Time						
(b)	bow	(2)-(3)	seat	(s)	stroke		
Q	Quarterfinal	H	Heat	R	Repechage	S	Semifinal
F	Final						

12 **RESULTS SUMMARY BY EVENT** **M4x**
(Event) Resumo dos Resultados por Evento / Resumen de resultados por evento

As of 19 JUL 2007

Race	Date	Round	Rank						Qualification Rules
			1	2	3	4	5	6	

Race for lanes

18	16 JUL 2007	1	CUB	USA	ARG	BRA	URU	1..->FA
			6:05.57	6:05.58	6:21.82	6:26.60	6:45.30	

Final

36	19 JUL 2007	A	CUB	ARG	USA	URU	BRA	
			6:43.60	6:47.74	6:49.65	7:05.42	7:22.65	

Participating Crew

ARG	BRA	CUB	URU	USA
(b)CLAUS Victor Sebastian	(b)KLUG Jairo	(b)CASCARET Yuleydis	(b)DUMESTRE Emiliano	(b)ANDERSON Warren
(2)SUAREZ Ariel	(2)MARTINS Marco	(2)CONCEPCION Janier	(2)ESQUIVEL Jhonatan	(2)SCHROEDER Jamie
(3)FERNANDEZ Santiago	(3)SOARES JUNIOR Joao	(3)FOURNIER Angel	(3)BOUVIER WALLER Emanuel	(3)McEACHERN
(s)ROSSO Cristian Alberto	(s)RANGEL Jose	(s)HERNANDEZ Yoennis	(s)REBOLEDO PINEYRUA Joe	(s)CUDDY Francis

Note: Names of crew are as entered in their last race.

Legend:

(b)	bow	(2)-(3)	seat	(s)	stroke		
Q	Quarterfinal	H	Heat	R	Repechage	S	Semifinal
F	Final						



Rowing Stadium
Estádio de Remo
Estadio de Remo

14 JUL 2007
09:20

ROWING
REMO / REMO

Men's Pairs

Dois Sem Timoneiro (2-H) / Dos Remos Largos sin Timonel (2-H)

Race for lanes 1

Disputa de Raias na Final 1 / Disputa de Carriles en la Final 1

4
(Event) **RESULTS**
Resultados / Resultados

**M2-
X1
Race 5**

Rank	Lane	NF Code	Pos Name	500m	1000m	1500m	2000m	Qual. Code	
1	1	CAN	(b) CASACA Dan (s) JARVIS Christopher	1:35.83 (1)	3:18.50 (1) 1:42.67 (1)	5:01.87 (1) 1:43.37 (1)	6:43.28 1:41.41 (1)	FA	
2	5	USA	(b) BEERY Daniel (s) O'DUNNE Patrick	1:38.37 (5) 2.54	3:22.08 (4) 1:43.71 (2) 3.58	5:06.68 (4) 1:44.60 (3) 4.81	6:50.68 1:44.00 (2) 7.40	FA	
3	6	CUB	(b) AVILA Jorber (s) BASILIO POLL Yenser	1:37.82 (4) 1.99	3:21.70 (3) 1:43.88 (3) 3.20	5:06.32 (3) 1:44.62 (4) 4.45	6:51.51 1:45.19 (3) 8.23	FA	
4	3	BRA	(b) NOCETTI Anderson (s) BITENCOURT Allan	1:36.44 (2) 0.61	3:20.77 (2) 1:44.33 (4) 2.27	5:04.43 (2) 1:43.66 (2) 2.56	6:54.97 1:50.54 (4) 11.69	FA	
5	4	MEX	(b) ESTANOL ARIZA Raymundo Sebastian (s) TEJADA RIOS Leopoldo	1:41.30 (6) 5.47	3:31.05 (5) 1:49.75 (5) 12.55	5:24.78 (5) 1:53.73 (5) 22.91	7:19.96 1:55.18 (5) 36.68	FA	
6	2	ARG	(b) ORDAS Damian (s) SAN MARTIN Alan	1:37.09 (3) 1.26	3:46.85 (6) 2:09.76 (6) 28.35	5:52.23 (6) 2:05.38 (6) 50.36	7:53.41 2:01.18 (6) 1:10.13	FA	

Qualification Rules: **Remainder to Final A (1.->FA)**

Legend:

WB	World Best Time						
(b)	bow	(s)	stroke				
Q	Quarterfinal	H	Heat	R	Repechage	S	Semifinal
F	Final						



Rowing Stadium
Estádio de Remo
Estádio de Remo

17 JUL 2007
09:45

ROWING
REMO / REMO

Men's Pairs
Dois Sem Timoneiro (2-H) / Dos Remos Largos sin Timonel (2-H)

Final A
Final A / Final A

4
(Event) **RESULTS**
Resultados / Resultados

**M2-
FA
Race 28**

Rank	Lane	NF Code	Pos Name	500m	1000m	1500m	2000m	Qual. Code	
1	3	CAN	(b) CASACA Dan (s) JARVIS Christopher	1:33.97 (1)	3:12.15 (1) 1:38.18 (1)	4:51.95 (1) 1:39.80 (1)	6:34.26 1:42.31 (4)		
2	4	USA	(b) BEERY Daniel (s) O'DUNNE Patrick	1:36.09 (4) 2.12	3:15.60 (3) 3.45	4:56.74 (3) 4.79	6:37.89 1:41.15 (2) 3.63		
3	5	BRA	(b) NOCETTI Anderson (s) BITENCOURT Allan	1:37.04 (5) 3.07	3:17.00 (4) 4.85	4:57.48 (4) 5.53	6:38.16 1:40.68 (1) 3.90		
4	2	CUB	(b) AVILA Jorber (s) BASILIO POLL Yenser	1:35.78 (3) 1.81	3:14.14 (2) 1.99	4:55.60 (2) 3.65	6:38.24 1:42.64 (5) 3.98		
5	1	MEX	(b) ESTANOL ARIZA Raymundo Sebastian (s) TEJADA RIOS Leopoldo	1:39.78 (6) 5.81	3:22.08 (6) 9.93	5:03.88 (6) 11.93	6:46.01 1:42.13 (3) 11.75		
6	6	ARG	(b) ORDAS Damian (s) SAN MARTIN Alan	1:35.26 (2) 1.29	3:18.96 (5) 6.81	5:03.51 (5) 11.56	6:51.20 1:47.69 (6) 16.94		

Legend:

WB	World Best Time						
(b)	bow	(s)	stroke				
Q	Quarterfinal	H	Heat	R	Repechage	S	Semifinal
F	Final						



Rowing Stadium
Estádio de Remo
Estadio de Remo

ROWING
REMO / REMO

Men's Pairs

Dois Sem Timoneiro (2-H) / Dos Remos Largos sin Timonel (2-H)

4 **RESULTS SUMMARY BY EVENT** **M2-**
(Event) Resumo dos Resultados por Evento / Resumen de resultados por evento

As of 17 JUL 2007

Race	Date	Round	Rank						Qualification Rules
			1	2	3	4	5	6	

Race for lanes

5	14 JUL 2007	1	CAN	USA	CUB	BRA	MEX	ARG	1..->FA
			6:43.28	6:50.68	6:51.51	6:54.97	7:19.96	7:53.41	

Final

28	17 JUL 2007	A	CAN	USA	BRA	CUB	MEX	ARG
			6:34.26	6:37.89	6:38.16	6:38.24	6:46.01	6:51.20

Participating Crew

- | | | | | |
|--------------------------------------------------------------|-------------------------------------------------------------------|---------------------------------------------------------------|------------------------------------------------------------------|---------------------------------------------------------------------------------------|
| <p>ARG
(b)ORDAS Damian
(s)SAN MARTIN Alan</p> | <p>BRA
(b)NOCETTI Anderson
(s)BITENCOURT Allan</p> | <p>CAN
(b)CASACA Dan
(s)JARVIS Christopher</p> | <p>CUB
(b)AVILA Jorber
(s)BASILIO POLL Yenser</p> | <p>MEX
(b)ESTANOL ARIZA Raymundo Sebastian
(s)TEJADA RIOS Leopoldo</p> |
| <p>USA
(b)BEERY Daniel
(s)O'DUNNE Patrick</p> | | | | |

Note: Names of crew are as entered in their last race.

Legend:

(b)	bow	(s)	stroke				
Q	Quarterfinal	H	Heat	R	Repechage	S	Semifinal
F	Final						





Rowing Stadium
Estádio de Remo
Estadio de Remo

15 JUL 2007
09:20

ROWING
REMO / REMO

Men's Four

Quatro Sem Timoneiro (4-H) / Cuatro Remos Largos sin Timonel (4-H)

Race for lanes 1

Disputa de Raias na Final 1 / Disputa de Carriles en la Final 1

7
(Event) **RESULTS**
Resultados / Resultados

**M4-
X1
Race 16**

Rank	Lane	NF Code	Pos Name	500m	1000m	1500m	2000m	Qual. Code
1	1	USA	(b) WINKLER Gabe (2) BEA Sebastian (3) WINKLEVOSS Howard Tyler (s) WINKLEVOSS Cameron	1:30.65 (2) 1.66	3:06.61 (2) 0.82 1:35.96 (2)	4:40.75 (1) 1:34.14 (1)	6:13.91 1:33.16 (1)	FA
2	5	CAN	(b) KEESEY Todd (2) GOODFELLOW Vincent (3) LAMB David (s) HERON Brent	1:31.75 (4) 2.76	3:05.79 (1) 1:34.04 (1)	4:42.71 (2) 1.96 1:36.92 (2)	6:17.54 3.63 1:34.83 (2)	FA
3	4	BRA	(b) CASTRO Renan (2) RIBAS Alexandre (3) TOZZO Leandro (s) CUNHA Gibran	1:31.20 (3) 2.21	3:07.84 (3) 2.05 1:36.64 (3)	4:47.90 (3) 7.15 1:40.06 (3)	6:26.76 12.85 1:38.86 (3)	FA
4	2	CUB	(b) AVILA Jorber (2) RUBIO Eduardo (3) CASCARET Manuel (s) BASILIO POLL Yenser	1:32.23 (5) 3.24	3:11.25 (4) 5.46 1:39.02 (4)	4:54.52 (4) 13.77 1:43.27 (4)	6:39.15 25.24 1:44.63 (4)	FA
5	6	ARG	(b) SICILIA Horacio (2) MARTINEZ Maximiliano (3) IWAN Joaquin (s) LOPEZ Diego Martin	1:28.99 (1) 25.24	3:31.03 (6) 2:02.04 (5) 49.90	5:30.65 (5) 1:59.62 (5) 1:12.21	7:26.12 1:55.47 (6)	FA
6	3	MEX	(b) CABALLERO AMOORE Pablo (2) TEJADA RIOS Leopoldo (3) ESTANOL ARIZA Raymundo Sebastian (s) LOLIGER SALAS Patrick Alexandre Er.		3:26.41 (5) 20.62	5:31.15 (6) 50.40 2:04.74 (6)	7:26.18 1:55.03 (5) 1:12.27	FA

Qualification Rules: **Remainder to Final A (1..->FA)**

Legend:

WB	World Best Time						
(b)	bow	(2)-(3)	seat	(s)	stroke		
Q	Quarterfinal	H	Heat	R	Repechage	S	Semifinal
F	Final						



Rowing Stadium
Estádio de Remo
Estadio de Remo

18 JUL 2007
09:45

ROWING
REMO / REMO

Men's Four
Quatro Sem Timoneiro (4-H) / Cuatro Remos Largos sin Timonel (4-H)

Final A
Final A / Final A

7
(Event) **RESULTS**
Resultados / Resultados

**M4-
FA
Race 35**

Rank	Lane	NF Code	Pos Name	500m	1000m	1500m	2000m	Qual. Code	
1	6	ARG	(b) SICILIA Horacio (2) MARTINEZ Maximiliano (3) IWAN Joaquin (s) LOPEZ Diego Martin	1:29.33 (1)			6:11.59		
2	4	USA	(b) WINKLER Gabe (2) BEA Sebastian (3) WINKLEVOSS Howard Tyler (s) WINKLEVOSS Cameron	1:30.85 (2)	1.52		6:11.71 0.12		
3	3	CAN	(b) KEESEY Todd (2) GOODFELLOW Vincent (3) LAMB David (s) HERON Brent	1:32.02 (5)	2.69		6:17.56 5.97		
4	1	MEX	(b) CABALLERO AMOORE Pablo (2) TEJADA RIOS Leopoldo (3) ESTANOL ARIZA Raymundo Sebastian (s) LOLIGER SALAS Patrick Alexandre Er.	1:33.65 (6)	4.32		6:17.59 6.00		
5	2	CUB	(b) AVILA Jorber (2) RUBIO Eduardo (3) CASCARET Manuel (s) BASILIO POLL Yenser	1:31.26 (3)	1.93		6:23.46 11.87		
6	5	BRA	(b) CASTRO Renan (2) RIBAS Alexandre (3) TOZZO Leandro (s) CUNHA Gibran	1:31.76 (4)	2.43		6:27.01 15.42		

Legend:

WB	World Best Time							
(b)	bow	(2)-(3)	seat	(s)	stroke			
Q	Quarterfinal	H	Heat	R	Repechage	S	Semifinal	
F	Final							



Rowing Stadium
Estádio de Remo
Estadio de Remo

ROWING
REMO / REMO

Men's Four
Cuatro Sem Timoneiro (4-H) / Cuatro Remos Largos sin Timonel (4-H)

7
(Event) **RESULTS SUMMARY BY EVENT**
Resumo dos Resultados por Evento / Resumen de resultados por evento

M4-

As of 18 JUL 2007

Race	Date	Round	Rank						Qualification Rules
			1	2	3	4	5	6	

Race for lanes

16	15 JUL 2007	1	USA	CAN	BRA	CUB	ARG	MEX	1..->FA
			6:13.91	6:17.54	6:26.76	6:39.15	7:26.12	7:26.18	

Final

35	18 JUL 2007	A	ARG	USA	CAN	MEX	CUB	BRA
			6:11.59	6:11.71	6:17.56	6:17.59	6:23.46	6:27.01

Participating Crew

- | | | | | |
|---------------------------------------------------------------------------------------------------------|--------------------------------------------------------------------------------------------|------------------------------------------------------------------------------------------|---------------------------------------------------------------------------------------------------|-----------------------------------------------------------------------------------------------------------------------------------------------------|
| ARG
(b)SICILIA Horacio
(2)MARTINEZ Maximiliano
(3)IWAN Joaquin
(s)LOPEZ Diego Martin | BRA
(b)CASTRO Renan
(2)RIBAS Alexandre
(3)TOZZO Leandro
(s)CUNHA Gibran | CAN
(b)KEESEY Todd
(2)GOODFELLOW Vincent
(3)LAMB David
(s)HERON Brent | CUB
(b)AVILA Jorber
(2)RUBIO Eduardo
(3)CASCARET Manuel
(s)BASILIO POLL Yenser | MEX
(b)CABALLERO AMOORE Pablo
(2)TEJADA RIOS Leopoldo
(3)ESTANOL ARIZA Raymundo Sebastian
(s)LOLIGER SALAS Patrick Alexandre Er. |
|---------------------------------------------------------------------------------------------------------|--------------------------------------------------------------------------------------------|------------------------------------------------------------------------------------------|---------------------------------------------------------------------------------------------------|-----------------------------------------------------------------------------------------------------------------------------------------------------|

- USA**
(b)WINKLER Gabe
(2)BEA Sebastian
(3)WINKLEVOSS Howard Tyler
(s)WINKLEVOSS Cameron

Note: Names of crew are as entered in their last race.

Legend:

(b)	bow	(2)-(3)	seat	(s)	stroke		
Q	Quarterfinal	H	Heat	R	Repechage	S	Semifinal
F	Final						



Rowing Stadium
Estádio de Remo
Estadio de Remo

16 JUL 2007
09:00

ROWING
REMO / REMO

Lightweight Men's Four

Quatro Sem Tim. Peso Leve (4-HPL) / Cuatro R. Largos sin Timonel Peso Ligero (4-HPL)

Heat 1
Série 1 / Serie 1

10
(Event) **RESULTS**
Resultados / Resultados

**LM4-
H1
Race 20**

Rank	Lane	NF Code	Pos Name	500m	1000m	1500m	2000m	Qual. Code
1	3	CAN	(b) REYNOLDS Adam (2) BORDEN Andrew (3) HAVER John (s) AMESBURY Paul	1:37.95 (2) 2.08	3:16.38 (2) 1:38.43 (1) 0.99	4:55.23 (1) 1:38.85 (2)	6:30.15 1:34.92 (2)	FA
2	1	GUA	(b) PEREZ Miguel Angel (2) MAEDA Oscar (3) GUEVARA Juan Carlos (s) CATALAN Ericksen	1:38.99 (3) 3.12	3:17.74 (3) 1:38.75 (2) 2.35	4:56.14 (2) 1:38.40 (1) 0.91	6:31.29 1:35.15 (3) 1.14	R
3	4	ARG	(b) LAURO Carlo (2) CARRIERI Nicolas Adrian (3) MAHNIC Pablo David (s) ATEM Kevin Antonio	1:35.87 (1) 7.35	3:15.39 (1) 1:39.52 (3) 10.47	5:09.44 (3) 1:54.05 (3) 14.21	6:51.04 1:41.60 (4) 20.89	R
4	2	CHI	(b) CIFUENTES Mauricio (2) GONZALEZ Abraham (3) GODOY Javier (s) MUNOZ Rodrigo	1:43.22 (4) 7.35	3:25.86 (4) 1:42.64 (4) 10.47	5:22.80 (4) 1:56.94 (4) 27.57	6:54.10 1:31.30 (1) 23.95	R

Qualification Rules: 1 to Final A, Remainder to Repechage (1->FA, 2..->R)

Legend:

WB	World Best Time						
(b)	bow	(2)-(3)	seat	(s)	stroke		
Q	Quarterfinal	H	Heat	R	Repechage	S	Semifinal
F	Final						



Rowing Stadium
Estádio de Remo
Estadio de Remo

16 JUL 2007
16:30

ROWING
REMO / REMO

Lightweight Men's Four

Quatro Sem Tim. Peso Leve (4-HPL) / Cuatro R. Largos sin Timonel Peso Ligero (4-HPL)

Repechage

Repescagem / Repesca

10
(Event) **RESULTS**
Resultados / Resultados

**LM4-
R
Race 23**

Rank	Lane	NF Code	Pos Name	500m	1000m	1500m	2000m	Qual. Code
1	3	BRA	(b) VARGAS Ronaldo (2) FERREIRA Leandro (3) ALMEIDA Thiago (s) MESTRE Alexis	1:34.98 (1)	3:16.68 (1) 1:41.70 (2)	4:59.34 (1) 1:42.66 (3)	6:36.52 1:37.18 (3)	FA
2	4	GUA	(b) PEREZ Miguel Angel (2) MAEDA Oscar (3) GUEVARA Juan Carlos (s) CATALAN Ericksen	1:36.61 (3)	3:18.58 (2) 1:41.97 (3)	5:00.19 (2) 1:41.61 (1)	6:36.79 1:36.60 (2)	FA
3	5	CUB	(b) BATISTA Eyder (2) MASSIP Dixan (3) GONZALEZ Iran (s) PEREZ Yunior	1:38.17 (4)	3:19.79 (3) 1:41.62 (1)	5:03.92 (4) 1:44.13 (5)	6:40.27 1:36.35 (1)	FA
4	2	ARG	(b) LAURO Carlo (2) CARRIERI Nicolas Adrian (3) MAHNIC Pablo David (s) ATEM Kevin Antonio	1:35.78 (2)	3:20.10 (4) 1:44.32 (5)	5:02.74 (3) 1:42.64 (2)	6:40.86 1:38.12 (4)	FA
5	6	CHI	(b) CIFUENTES Mauricio (2) GONZALEZ Abraham (3) GODOY Javier (s) MUNOZ Rodrigo	1:38.64 (5)	3:21.45 (5) 1:42.81 (4)	5:05.11 (5) 1:43.66 (4)	6:46.85 1:41.74 (5)	FB
6	1	ESA	(b) CORTEZ Carlos (2) MERINO Carlos (3) MARROQUIN Aristides (s) RIVERA Ricardo	1:41.15 (6)	3:30.62 (6) 1:49.47 (6)	5:21.06 (6) 1:50.44 (6)	7:08.20 1:47.14 (6)	FB

Qualification Rules: **1-4 to Final A, Remainder to Final B (1-4->FA, 5..->FB)**

Legend:

WB	World Best Time						
(b)	bow	(2)-(3)	seat	(s)	stroke		
Q	Quarterfinal	H	Heat	R	Repechage	S	Semifinal
F	Final						



Rowing Stadium
Estádio de Remo
Estadio de Remo

19 JUL 2007
10:00

ROWING
REMO / REMO

Lightweight Men's Four

Quatro Sem Tim. Peso Leve (4-HPL) / Cuatro R. Largos sin Timonel Peso Ligero (4-HPL)

Final B
Final B / Final B

10
(Event) **RESULTS**
Resultados / Resultados

**LM4-
FB
Race 38**

Rank	Lane	NF Code	Pos Name	500m	1000m	1500m	2000m	Qual. Code
1	2	CHI	(b) CIFUENTES Mauricio (2) GONZALEZ Abraham (3) GODOY Javier (s) MUNOZ Rodrigo	1:52.55 (1)	3:49.07 (1) 1:56.52 (1)	5:43.69 (1) 1:54.62 (1)	7:39.24 1:55.55 (2)	
2	1	ESA	(b) CORTEZ Carlos (2) MERINO Carlos (3) MARROQUIN Aristides (s) RIVERA Ricardo	1:52.98 (2) 0.43	3:51.93 (2) 2.86	5:51.59 (2) 7.90	7:46.34 1:54.75 (1) 7.10	

Legend:

WB	World Best Time						
(b)	bow	(2)-(3)	seat	(s)	stroke		
Q	Quarterfinal	H	Heat	R	Repechage	S	Semifinal
F	Final						



Rowing Stadium
Estádio de Remo
Estádio de Remo

19 JUL 2007
10:10

ROWING
REMO / REMO

Lightweight Men's Four

Quatro Sem Tim. Peso Leve (4-HPL) / Cuatro R. Largos sin Timonel Peso Ligero (4-HPL)

Final A
Final A / Final A

10
(Event) **RESULTS**
Resultados / Resultados

**LM4-
FA
Race 39**

Rank	Lane	NF Code	Pos Name	500m	1000m	1500m	2000m	Qual. Code
1	4	CAN	(b) REYNOLDS Adam (2) BORDEN Andrew (3) HAVER John (s) AMESBURY Paul	1:44.48 (2) 1.19	3:35.22 (2) 1:50.74 (3) 1.89	5:18.89 (1) 1:43.67 (1)	7:02.90 1:44.01 (4)	
2	3	USA	(b) BOLTON Andrew (2) LARSEN Bjorn (3) SMITH Matthew (s) CARCAGNO Simon	1:46.29 (4) 3.00	3:38.15 (5) 1:51.86 (5) 4.82	5:23.29 (5) 1:45.14 (3) 4.40	7:03.81 1:40.52 (1) 0.91	
3	6	CUB	(b) BATISTA Eyder (2) MASSIP Dixan (3) GONZALEZ Iran (s) PEREZ Yunior	1:45.90 (3) 2.61	3:36.48 (3) 1:50.58 (2) 3.15	5:21.10 (2) 1:44.62 (2) 2.21	7:04.55 1:43.45 (3) 1.65	
4	5	BRA	(b) VARGAS Ronaldo (2) FERREIRA Leandro (3) ALMEIDA Thiago (s) MESTRE Alexis	1:43.29 (1) 3.34	3:33.33 (1) 1:50.04 (1)	5:22.23 (3) 1:48.90 (5) 3.34	7:04.59 1:42.36 (2) 1.69	
5	1	ARG	(b) LAURO Carlo (2) CARRIERI Nicolas Adrian (3) MAHNIC Pablo David (s) ATEM Kevin Antonio	1:46.44 (5) 3.15	3:37.73 (4) 1:51.29 (4) 4.40	5:23.01 (4) 1:45.28 (4) 4.12	7:11.10 1:48.09 (5) 8.20	
6	2	GUA	(b) PEREZ Miguel Angel (2) MAEDA Oscar (3) GUEVARA Juan Carlos (s) CATALAN Ericksen	1:50.55 (6) 7.26			7:17.68 14.78	

Legend:

WB	World Best Time						
(b)	bow	(2)-(3)	seat	(s)	stroke		
Q	Quarterfinal	H	Heat	R	Repechage	S	Semifinal
F	Final						

10 **RESULTS SUMMARY BY EVENT** **LM4-**
(Event) Resumen dos Resultados por Evento / Resumen de resultados por evento

As of 19 JUL 2007

Race	Date	Round	Rank						Qualification Rules
			1	2	3	4	5	6	

Heats

20	16 JUL 2007	1	CAN	GUA	ARG	CHI				1->FA, 2..->R
			6:30.15	6:31.29	6:51.04	6:54.10				
21	16 JUL 2007	2	USA	BRA	CUB	ESA				1->FA, 2..->R
			6:22.79	6:30.41	6:33.57	7:08.18				

Repechage

23	16 JUL 2007		BRA	GUA	CUB	ARG	CHI	ESA	1-4->FA, 5..->FB
			6:36.52	6:36.79	6:40.27	6:40.86	6:46.85	7:08.20	

Finals

38	19 JUL 2007	B	CHI	ESA					
			7:39.24	7:46.34					
39	19 JUL 2007	A	CAN	USA	CUB	BRA	ARG	GUA	
			7:02.90	7:03.81	7:04.55	7:04.59	7:11.10	7:17.68	

Participating Crew

ARG (b)LAURO Carlo (2)CARRIERI Nicolas Adrian (3)MAHNIC Pablo David (s)ATEM Kevin Antonio	BRA (b)VARGAS Ronaldo (2)FERREIRA Leandro (3)ALMEIDA Thiago (s)MESTRE Alexis	CAN (b)REYNOLDS Adam (2)BORDEN Andrew (3)HAVER John (s)AMESBURY Paul	CHI (b)CIFUENTES Mauricio (2)GONZALEZ Abraham (3)GODOY Javier (s)MUNOZ Rodrigo	CUB (b)BATISTA Eyder (2)MASSIP Dixan (3)GONZALEZ Iran (s)PEREZ Yunior
ESA (b)CORTEZ Carlos (2)MERINO Carlos (3)MARROQUIN Aristides (s)RIVERA Ricardo	GUA (b)PEREZ Miguel Angel (2)MAEDA Oscar (3)GUEVARA Juan Carlos (s)CATALAN Ericksen	USA (b)BOLTON Andrew (2)LARSEN Bjorn (3)SMITH Matthew (s)CARCAGNO Simon		

Note: Names of crew are as entered in their last race.

Legend:

(b)	bow	(2)-(3)	seat	(s)	stroke		
Q	Quarterfinal	H	Heat	R	Repechage	S	Semifinal
F	Final						



Rowing Stadium
Estádio de Remo
Estadio de Remo

16 JUL 2007
09:20

ROWING
REMO / REMO

Men's Eight

Oito com Timoneiro (8+H) / Ocho Remos Largos con Timonel (8+H)

Race for lanes 1

Disputa de Raias na Final 1 / Disputa de Carriles en la Final 1

14
(Event) **RESULTS**
Resultados / Resultados

M8+
X1
Race 22

Rank	Lane	NF Code	Pos Name	500m	1000m	1500m	2000m	Qual. Code
1	2	USA	(b) KEPPER Troy (2) CALLAGHAN Chris (3) WINKLER Gabe (4) BEERY Daniel (5) WINKLEVOSS Cameron (6) BEA Sebastian (7) O'DUNNE Patrick (s) WINKLEVOSS Howard Tyler (c) DELGUERCIO Ned	1:26.28 (1)	2:58.04 (1) 1:31.76 (1)	4:35.79 (1) 1:37.75 (3)	6:14.38 1:38.59 (3)	FA
2	1	BRA	(b) CASTRO Renan (2) RIBAS Alexandre (3) TOZZO Leandro (4) CUNHA Gibran (5) NASCIMENTO JUNIOR Jose Roberto (6) SILVA Marcelus (7) NOCETTI Anderson (s) BITENCOURT Allan (c) ALONCO Nilton	1:34.06 (4) 7.78	3:15.39 (4) 1:41.33 (4) 17.35	4:52.29 (4) 1:36.90 (1) 16.50	6:20.71 1:28.42 (1) 6.33	FA
3	4	ARG	(b) SAN MARTIN Alan (2) BRONCA Marcelo Walter (3) MARTINEZ Maximiliano (4) IWAN Joaquin (5) SICILIA Horacio (6) LOPEZ Diego Martin (7) ORDAS Damian (s) PALERMO Mariano (c) INFANTE Joel	1:32.49 (2) 6.21	3:12.42 (2) 1:39.93 (2) 14.38	4:49.58 (2) 1:37.16 (2) 13.79	6:25.46 1:35.88 (2) 11.08	FA
4	3	CUB	(b) AVILA Jorber (2) DOMINGUEZ Michel (3) RUBIO Eduardo (4) PEREZ Yenier (5) RODRIGUEZ Magdiel (6) SUAREZ Elson (7) CASCARET Manuel (s) BASILIO POLL Yenser (c) GONZALEZ Juan Carlos	1:32.85 (3) 6.57	3:12.82 (3) 1:39.97 (3) 14.78	4:50.86 (3) 1:38.04 (4) 15.07	6:32.08 1:41.22 (4) 17.70	FA

Qualification Rules: **Remainder to Final A (1...->FA)**

Legend:

WB	World Best Time						
(b)	bow	(2)-(7)	seat	(s)	stroke	(c)	cox
Q	Quarterfinal	H	Heat	R	Repechage	S	Semifinal
F	Final						



Rowing Stadium
Estádio de Remo
Estadio de Remo

19 JUL 2007
10:20

ROWING
REMO / REMO

Men's Eight

Oito com Timoneiro (8+H) / Ocho Remos Largos con Timonel (8+H)

Final A

Final A / Final A

14
(Event)

RESULTS
Resultados / Resultados

M8+
FA
Race 40

Rank	Lane	NF Code	Pos	Name	500m	1000m	1500m	2000m	Qual. Code
1	3	USA	(b)	KEPPER Troy	1:34.84 (1)	3:12.36 (1)	4:50.95 (1)	6:22.47	
			(2)	CALLAGHAN Chris		1:37.52 (1)	1:38.59 (1)	1:31.52 (1)	
			(3)	WINKLER Gabe					
			(4)	BEERY Daniel					
			(5)	WINKLEVOSS Cameron					
			(6)	BEA Sebastian					
			(7)	O'DUNNE Patrick					
			(s)	WINKLEVOSS Howard Tyler					
			(c)	DELGUERCIO Ned					
2	2	BRA	(b)	CASTRO Renan	1:36.80 (2)	3:15.28 (2)	4:55.79 (2)	6:33.36	
			(2)	RIBAS Alexandre		1:38.48 (2)	1:40.51 (3)	1:37.57 (2)	
			(3)	TOZZO Leandro	1.96	2.92	4.84	10.89	
			(4)	CUNHA Gibran					
			(5)	NASCIMENTO JUNIOR Jose Roberto					
			(6)	SILVA Marcelus					
			(7)	NOCETTI Anderson					
			(s)	BITENCOURT Allan					
			(c)	ALONCO Nilton					
3	4	ARG	(b)	SAN MARTIN Alan	1:40.40 (4)	3:21.28 (4)	5:01.29 (3)	6:39.03	
			(2)	BRONCA Marcelo Walter		1:40.88 (3)	1:40.01 (2)	1:37.74 (3)	
			(3)	MARTINEZ Maximiliano	5.56	8.92	10.34	16.56	
			(4)	IWAN Joaquin					
			(5)	SICILIA Horacio					
			(6)	LOPEZ Diego Martin					
			(7)	ORDAS Damian					
			(s)	PALERMO Mariano					
			(c)	INFANTE Joel					
4	1	CUB	(b)	AVILA Jorber	1:38.44 (3)	3:20.18 (3)	5:04.20 (4)	6:42.99	
			(2)	DOMINGUEZ Michel		1:41.74 (4)	1:44.02 (4)	1:38.79 (4)	
			(3)	RUBIO Eduardo	3.60	7.82	13.25	20.52	
			(4)	PEREZ Yenier					
			(5)	RODRIGUEZ Magdiel					
			(6)	SUAREZ Elson					
			(7)	CASCARET Manuel					
			(s)	BASILIO POLL Yenser					
			(c)	GONZALEZ Juan Carlos					

Legend:

WB	World Best Time						
(b)	bow	(2)-(7)	seat	(s)	stroke	(c)	cox
Q	Quarterfinal	H	Heat	R	Repechage	S	Semifinal
F	Final						



Rowing Stadium
Estádio de Remo
Estadio de Remo

ROWING
REMO / REMO

Men's Eight
Oito com Timoneiro (8+H) / Ocho Remos Largos con Timonel (8+H)

14
(Event) **RESULTS SUMMARY BY EVENT**
Resumo dos Resultados por Evento / Resumen de resultados por evento

M8+

As of 19 JUL 2007

Race	Date	Round	Rank						Qualification Rules
			1	2	3	4	5	6	

Race for lanes

22	16 JUL 2007	1	USA	BRA	ARG	CUB			1..->FA
			6:14.38	6:20.71	6:25.46	6:32.08			

Final

40	19 JUL 2007	A	USA	BRA	ARG	CUB			
			6:22.47	6:33.36	6:39.03	6:42.99			

Participating Crew

ARG

- (b)SAN MARTIN Alan
- (2)BRONCA Marcelo Walter
- (3)MARTINEZ Maximiliano
- (4)IWAN Joaquin
- (5)SICILIA Horacio
- (6)LOPEZ Diego Martin
- (7)ORDAS Damian
- (s)PALERMO Mariano
- (c)INFANTE Joel

BRA

- (b)CASTRO Renan
- (2)RIBAS Alexandre
- (3)TOZZO Leandro
- (4)CUNHA Gibran
- (5)NASCIMENTO JUNIOR Jose Roberto
- (6)SILVA Marcelus
- (7)NOCETTI Anderson
- (s)BITENCOURT Allan
- (c)ALONCO Nilton

CUB

- (b)AVILA Jorber
- (2)DOMINGUEZ Michel
- (3)RUBIO Eduardo
- (4)PEREZ Yenier
- (5)RODRIGUEZ Magdiel
- (6)SUAREZ Elson
- (7)CASCARET Manuel
- (s)BASILIO POLL Yenser
- (c)GONZALEZ Juan Carlos

USA

- (b)KEPPER Troy
- (2)CALLAGHAN Chris
- (3)WINKLER Gabe
- (4)BEERY Daniel
- (5)WINKLEVOSS Cameron
- (6)BEA Sebastian
- (7)O'DUNNE Patrick
- (s)WINKLEVOSS Howard Tyler
- (c)DELGUERCIO Ned

Note: Names of crew are as entered in their last race.

Legend:

(b)	bow	(2)-(7)	seat	(s)	stroke	(c)	cox
Q	Quarterfinal	H	Heat	R	Repechage	S	Semifinal
F	Final						



Rowing Stadium
Estádio de Remo
Estadio de Remo

ROWING
REMO / REMO

FINAL PLACING BY NOC

Classificação Final por CON / Colocación Final por CON.

NF Code	NF	W1x [1]	M1x [2]	W2- [3]	M2- [4]	W2x [5]	M2x [6]	M4- [7]	LW2x [8]	LM2x [9]	LM4- [10]	W4x [11]	M4x [12]	M8+ [14]	NF Code
ARG	Argentina	2	1		6	4	2	1	5	10	5	3	2	3	ARG
BRA	Brazil		3		3			6	6	4	4	5	5	2	BRA
CAN	Canada			2	1	2		3	3	6	1	1			CAN
CHI	Chile		4	1						3	7				CHI
CUB	Cuba	1	2	4	4	3	1	5	1	1	3	4	1	4	CUB
ECU	Ecuador									9					ECU
ESA	El Salvador	3	8								8				ESA
GUA	Guatemala								8		6				GUA
HON	Honduras		9												HON
MEX	Mexico	4	6		5			4	2						MEX
PER	Peru						6			7					PER
URU	Uruguay						4			5			4		URU
USA	United States of America	5	5	3	2	1	3	2	4	2	2	2	3	1	USA
VEN	Venezuela	6	7				5		7	8					VEN

Legend:

DNS	Did not start														
W1x	Women's Single Sculls	M1x	Men's Single Sculls	W2-	Women's Pairs	M2-	Men's Pairs								
W2x	Women's Double Sculls	M2x	Men's Double Sculls	M4-	Men's Four	LW2x	Lwt. Women's Double Sculls								
LM2x	Lightweight Men's Double Sculls	LM4-	Lightweight Men's Four	W4x	Women's Quadruple Sculls	M4x	Men's Quadruple Sculls								
M8+	Men's Eight														

FINAL RANKING

Classificação Final / Clasificación final

As of 19 JUL 2007

	Rank	W1x [1]	M1x [2]	W2- [3]	M2- [4]	W2x [5]	M2x [6]	M4- [7]	LW2x [8]	LM2x [9]	LM4- [10]	W4x [11]	M4x [12]	M8+ [14]	
Gold	1	CUB	ARG	CHI	CAN	USA	CUB	ARG	CUB	CUB	CAN	CAN	CUB	USA	
Silver	2	ARG	CUB	CAN	USA	CAN	ARG	USA	MEX	USA	USA	USA	ARG	BRA	
Bronze	3	ESA	BRA	USA	BRA	CUB	USA	CAN	CAN	CHI	CUB	ARG	USA	ARG	
	4	MEX	CHI	CUB	CUB	ARG	URU	MEX	USA	BRA	BRA	CUB	URU	CUB	
	5	USA	USA		MEX		VEN	CUB	ARG	URU	ARG	BRA	BRA		
	6	VEN	MEX		ARG		PER	BRA	BRA	CAN	GUA				
	7		VEN						VEN	PER	CHI				
	8		ESA						GUA	VEN	ESA				
	9		HON							ECU					
	10									ARG					

Legend:

DNS	Did not start														
W1x	Women's Single Sculls	M1x	Men's Single Sculls	W2-	Women's Pairs	M2-	Men's Pairs								
W2x	Women's Double Sculls	M2x	Men's Double Sculls	M4-	Men's Four	LW2x	Lwt. Women's Double Sculls								
LM2x	Lightweight Men's Double Sculls	LM4-	Lightweight Men's Four	W4x	Women's Quadruple Sculls	M4x	Men's Quadruple Sculls								
M8+	Men's Eight														

MEDALLISTS BY EVENT

Medalhistas por Evento / Medallista por evento

AFTER 13 OF 13 EVENTS

Event Name	Date	Medal	Name	NOC Code
Women's Pairs	17 JUL 2007	Gold	(b) JADUE Soraya (s) ORELLANA Maria Jose	CHI
		Silver	(b) HOSKINS Zoe (s) MAURER Nathalie	CAN
		Bronze	(b) STIVER Ruth (s) RECK Jennifer	USA
Men's Single Sculls	17 JUL 2007	Gold	(b) FERNANDEZ Santiago	ARG
		Silver	(b) HERNANDEZ Yoennis	CUB
		Bronze	(b) SILVA Marcelus	BRA
Women's Single Sculls	17 JUL 2007	Gold	(b) GONZALEZ Mayra	CUB
		Silver	(b) BEST Maria Gabriela	ARG
		Bronze	(b) VARGAS Camila	ESA
Men's Pairs	17 JUL 2007	Gold	(b) CASACA Dan (s) JARVIS Christopher	CAN
		Silver	(b) BEERY Daniel (s) O'DUNNE Patrick	USA
		Bronze	(b) NOCETTI Anderson (s) BITENCOURT Allan	BRA
Lightweight Men's Double Sculls	17 JUL 2007	Gold	(b) BATISTA Eyder (s) PEREZ Yunior	CUB
		Silver	(b) MONTGOMERY Rich (s) LIVERMAN Andrew	USA
		Bronze	(b) LEAL Felipe (s) CERDA Miguel	CHI
Women's Double Sculls	18 JUL 2007	Gold	(b) TROWBRIDGE Sarah (s) MATIA Margaret	USA
		Silver	(b) HYSLOP Peggy (s) McCARTY Cristin	CAN
		Bronze	(b) VENET Yurisleydis (s) GONZALEZ Mayra	CUB
Lightweight Women's Double Sculls	18 JUL 2007	Gold	(b) VELAZQUEZ Yaima (s) MAREERO Ismaray	CUB
		Silver	(b) RAMIREZ ESNAURRIZAR Analicia (s) PEREZ RUL RIVERO Lila	MEX
		Bronze	(b) CUTHBERTSON Amber (s) BRILLON Camille	CAN
Men's Double Sculls	18 JUL 2007	Gold	(b) CONCEPCION Janier (s) HERNANDEZ Yoennis	CUB
		Silver	(b) MURILLO Rodrigo (s) SUAREZ Ariel	ARG
		Bronze	(b) McEACHERN (s) CUDDY Francis	USA
Men's Four	18 JUL 2007	Gold	(b) SICILIA Horacio (2) MARTINEZ Maximiliano (3) IWAN Joaquin (s) LOPEZ Diego Martin	ARG
		Silver	(b) WINKLER Gabe (2) BEA Sebastian (3) WINKLEVOSS Howard Tyler (s) WINKLEVOSS Cameron	USA
		Bronze	(b) KEESEY Todd (2) GOODFELLOW Vincent (3) LAMB David (s) HERON Brent	CAN

MEDALLISTS BY EVENT

Medalhistas por Evento / Medallista por evento

Event Name	Date	Medal	Name	NOC Code
Men's Quadruple Sculls	19 JUL 2007	Gold	(b) CASCARET Yuleydis (2) CONCEPCION Janier (3) FOURNIER Angel (s) HERNANDEZ Yoennis	CUB
		Silver	(b) CLAUS Victor Sebastian (2) SUAREZ Ariel (3) FERNANDEZ Santiago (s) ROSSO Cristian Alberto	ARG
		Bronze	(b) ANDERSON Warren (2) SCHROEDER Jamie (3) McEACHERN (s) CUDDY Francis	USA
Women's Quadruple Sculls	19 JUL 2007	Gold	(b) MAURER Nathalie (2) HOSKINS Zoe (3) HYSLOP Peggy (s) McCARTY Cristin	CAN
		Silver	(b) NICHOLS Julie (2) DAMPEER Reilly (3) TROWBRIDGE Sarah (s) MATIA Margaret	USA
		Bronze	(b) SCHIFFMACHER Carolina (2) ABALO Maria Laura (3) BEST Maria Gabriela (s) PALERMO Lucia	ARG
Lightweight Men's Four	19 JUL 2007	Gold	(b) REYNOLDS Adam (2) BORDEN Andrew (3) HAVER John (s) AMESBURY Paul	CAN
		Silver	(b) BOLTON Andrew (2) LARSEN Bjorn (3) SMITH Matthew (s) CARCAGNO Simon	USA
		Bronze	(b) BATISTA Eyder (2) MASSIP Dixan (3) GONZALEZ Iran (s) PEREZ Yunion	CUB



Rowing Stadium
Estádio de Remo
Estadio de Remo

ROWING
REMO / REMO

MEDALLISTS BY EVENT

Medalhistas por Evento / Medallista por evento

Event Name	Date	Medal	Name	NOC Code
Men's Eight	19 JUL 2007	Gold	(b) KEPPEL Troy (2) CALLAGHAN Chris (3) WINKLER Gabe (4) BEERY Daniel (5) WINKLEVOSS Cameron (6) BEA Sebastian (7) O'DUNNE Patrick (s) WINKLEVOSS Howard Tyler (c) DELGUERCIO Ned	USA
		Silver	(b) CASTRO Renan (2) RIBAS Alexandre (3) TOZZO Leandro (4) CUNHA Gibran (5) NASCIMENTO JUNIOR Jose Roberto (6) SILVA Marcelus (7) NOCETTI Anderson (s) BITENCOURT Allan (c) ALONCO Nilton	BRA
		Bronze	(b) SAN MARTIN Alan (2) BRONCA Marcelo Walter (3) MARTINEZ Maximiliano (4) IWAN Joaquin (5) SICILIA Horacio (6) LOPEZ Diego Martin (7) ORDAS Damian (s) PALERMO Mariano (c) INFANTE Joel	ARG

Legend:

(b)	bow	(2)-(7)	seat	(s)	stroke	(c)	cox
-----	-----	---------	------	-----	--------	-----	-----



MEDAL STANDINGS

Posições das Medalhas / Posiciones de medallas

AFTER 13 OF 13 EVENTS

Rank	NOC	Men				Women				Total				Rank by Total
		G	S	B	Total	G	S	B	Total	G	S	B	Total	
1	CUB - Cuba	3	1	1	5	2		1	3	5	1	2	8	2
2	CAN - Canada	2		1	3	1	2	1	4	3	2	2	7	=3
3	USA - United States	1	4	2	7	1	1	1	3	2	5	3	10	1
4	ARG - Argentina	2	2	1	5		1	1	2	2	3	2	7	=3
5	CHI - Chile			1	1	1			1	1		1	2	6
6	BRA - Brazil		1	2	3						1	2	3	5
7	MEX - Mexico						1		1		1		1	=7
8	ESA - El Salvador							1	1			1	1	=7
Total:		8	8	8	24	5	5	5	15	13	13	13	39	

Note: '=' - Equal sign indicates that two or more athletes or NOCs share the same rank by total

Legend:

G	Gold	S	Silver	B	Bronze	T	Total
---	------	---	--------	---	--------	---	-------

Vela
Vela
Sailing



Number of Entries by NOC

Número de Inscripciones por CON / Número de Inscrições por CON

As of 21 JUL 2007

NOC	Neil Pryde RS:X Men	Neil Pryde RS:X Women	Laser	Laser Radial	Sunfish	Snipe	Lightning	Hobie Cat 16	J24	Total Boats	Total Sailors
ARG - Argentina	1	1	1	1		1	1		1	7	13
BAH - Bahamas					1	1				2	3
BER - Bermuda			1	1	1	1				4	5
BRA - Brazil	1	1	1	1	1	1	1	1	1	9	16
CAN - Canada	1	1	1	1	1	1	1	1	1	9	16
CHI - Chile			1	1		1	1		1	5	11
COL - Colombia	1	1		1	1		1			5	7
CUB - Cuba	1	1		1		1				4	5
DOM - Dominican Republic			1		1					2	2
ECU - Ecuador			1				1			2	4
GUA - Guatemala					1			1		2	3
ISV - US Virgin Islands	1		1	1	1			1		5	6
MEX - Mexico	1	1		1		1		1		5	7
PAR - Paraguay						1				1	2
PER - Peru			1	1	1				1	4	7
PUR - Puerto Rico								1		1	2
URU - Uruguay			1			1			1	3	7
USA - United States	1	1	1	1	1	1	1	1	1	9	16
VEN - Venezuela	1		1	1	1			1		5	6
Total Boats:	9	7	12	12	11	11	7	8	7	84	
Total Sailors:	9	7	12	12	11	22	21	16	28		138
Total NOC's:	19										

Entry List by Event

Lista de Inscrições por Evento / Lista de Inscrições por Evento

As of 21 JUL 2007

NOC	Name	Date of Birth	Height m/ft in	Weight kg/lbs
ARG - Argentina	CARRANZA SAROLI Cecilia	29 DEC 1986	1.65/5'5"	68/150
BER - Bermuda	WILLIAMS Katrina	1 JAN 1980		
BRA - Brazil	KOSTIW Adriana	16 MAR 1974	1.68/5'6"	69/152
CAN - Canada	ROSS Lisa	13 MAR 1977		
CHI - Chile	GUMUCIO Arantza	4 OCT 1989		
COL - Colombia	DOUAT Paula	13 MAY 1980		
CUB - Cuba	DUARTE Maricela	7 NOV 1975		
ISV - US Virgin Islands	ROLLER Mimi	11 MAR 1991		
MEX - Mexico	ELIAS CALLES WOLF Tania	17 APR 1979		
PER - Peru	SCHMIDT Paloma	24 JAN 1987		
USA - United States of America	RAILEY Paige	15 MAY 1987		
VEN - Venezuela	SABA Andrea	12 DEC 1977	1.70/5'7"	61/134

Note:
All changes are available in INFO

Entry List by Event

Lista de Inscripciones por Evento / Lista de Inscrições por Evento

As of 21 JUL 2007

NOC	Name	Date of Birth	Height m/ft in	Weight kg/lbs
ARG - Argentina	GUTIERREZ Florencia	21 NOV 1970	1.65/5'5"	60/132
BRA - Brazil	CASTRO Patricia	29 MAY 1989	1.65/5'5"	62/137
CAN - Canada	VALLÉE Dominique	16 SEP 1974		
COL - Colombia	VILLEGAS Monica Beatriz	22 JUL 1966		
CUB - Cuba	PEREZ Anayansi	14 SEP 1976		
MEX - Mexico	VEGA de LILLE Demita	21 JUL 1983		
USA - United States of America	RIOS Nancy	26 APR 1988		

Note:
All changes are available in INFO

Entry List by Event

Lista de Inscrições por Evento / Lista de Inscrições por Evento

As of 21 JUL 2007

NOC	Name	Date of Birth	Height m/ft in	Weight kg/lbs
ARG - Argentina	ALSOGARAY Julio	11 APR 1980	1.79/5'10"	83/183
BER - Bermuda	WRIGHT Brett	3 JAN 1959		
BRA - Brazil	SCHEIDT Robert	15 APR 1973	1.87/6'2"	80/176
CAN - Canada	LEIGH Mike	25 NOV 1984		
CHI - Chile	del SOLAR Matias	29 NOV 1975		
DOM - Dominican Republic	AGUAYO SALADIN Raul	9 APR 1981		
ECU - Ecuador	MORÁN SILVA Gabriel	20 AUG 1987	1.73/5'8"	80/176
ISV - US Virgin Islands	BARROWS Thomas	2 NOV 1987		
PER - Peru	OLCESE Luis Alberto	19 OCT 1981		
URU - Uruguay	FOGLIA COSTA Alejandro	30 JAN 1984		
USA - United States of America	CAMPBELL Andrew	3 FEB 1984		
VEN - Venezuela	RUIZ Jose Miguel	22 JAN 1980	1.87/6'2"	83/183

Note:
All changes are available in INFO

Entry List by Event

Lista de Inscrições por Evento / Lista de Inscrições por Evento

As of 21 JUL 2007

NOC	Name	Date of Birth	Height m/ft in	Weight kg/lbs
ARG - Argentina	REUTEMANN Mariano	16 MAR 1977	1.74/5'9"	71/157
BRA - Brazil	WINICKI Ricardo	5 AUG 1980	1.84/6'0"	68/150
CAN - Canada	PLAVSIC Zac	15 JAN 1983		
COL - Colombia	MARMOL Camilo	7 FEB 1971		
CUB - Cuba	TORRES Alejandro	19 NOV 1987		
ISV - US Virgin Islands	COMPTON Michael	3 FEB 1973		
MEX - Mexico	MIER Y TERAN David	7 AUG 1978		
USA - United States of America	BARGER Benjamin	24 DEC 1980		
VEN - Venezuela	FLORES Carlos	24 OCT 1980	1.67/5'6"	63/139

Note:

All changes are available in INFO

Entry List by Event

Lista de Inscripciones por Evento / Lista de Inscrições por Evento

As of 21 JUL 2007

NOC	Name	Position	Gender	Date of Birth	Height m/ft in	Weight kg/lbs
ARG - Argentina	RIGONI Alejo	Skipper	M	17 NOV 1984	1.80/5'11"	82/181
	PERI BRUSA Sebastian	Crew 1	M	12 FEB 1988	1.81/5'11"	65/143
	DUARTE ARGERICH Joaquin	Crew 2	M	23 MAY 1983	1.70/5'7"	66/146
	GONZALEZ Gustavo	Crew 3	M	3 OCT 1970	1.77/5'10"	95/209
BRA - Brazil	OLIVEIRA Mauricio	Skipper	M	17 OCT 1974	1.68/5'6"	64/141
	JORDÃO Carlos	Crew 1	M	23 JUN 1962	1.82/6'0"	82/181
	SILVA Alexandre	Crew 2	M	15 NOV 1970	1.88/6'2"	74/163
	SANTIAGO Daniel	Crew 3	M	10 OCT 1978	1.80/5'11"	84/185
CAN - Canada	MILEV Rossi	Skipper	M	23 JUL 1971		
	WOLFS Mike	Crew 1	M	2 SEP 1970		
	GOODYEAR Mark	Crew 2	M	8 FEB 1979		
	NAIDOO Erwyn	Crew 3	M	3 OCT 1973		
CHI - Chile	von APPEN Per	Skipper	M	29 DEC 1971		
	MALSCH STEEGER Roberto	Crew 1	M	9 MAY 1967		
	SANCHEZ Juan Esteban	Crew 2	M	26 NOV 1985		
	LEON BULAT Claudio	Crew 3	M	7 OCT 1958		
PER - Peru	ARRIBAS Javier	Skipper	M	15 JAN 1961		
	VASQUEZ SOLIS German	Crew 1	M	30 APR 1953		
	MENDOZA Daniel	Crew 2	M	6 AUG 1979		
	LAFOSSE Wilfredo	Crew 3	M	4 JUL 1980		
URU - Uruguay	SILVEIRA Santiago	Skipper	M	10 AUG 1981		
	RAÑA Sebstan	Crew 1	M	3 SEP 1970		
	FOGLIA MAFIO Alejandro	Crew 2	M	12 SEP 1956		
	SHABAN Nicolas	Crew 3	M	19 MAR 1981		
USA - United States of America	BORRER Dan	Skipper	M	17 DEC 1971		
	VILARDEBO Nate	Crew 1	M	15 OCT 1974		
	WILSON Patrick	Crew 2	M	23 MAR 1984		
	PUTNAM Josh	Crew 3	M	28 DEC 1982		

Note:
All changes are available in INFO

Legend:
M Man

Entry List by Event

Lista de Inscrições por Evento / Lista de Inscrições por Evento

As of 21 JUL 2007

NOC	Name	Position	Gender	Date of Birth	Height m/ft in	Weight kg/lbs
BRA - Brazil	ARNDT Bernardo	Skipper	M	6 OCT 1967	1.82/6'0"	74/163
	OLIVEIRA Bruno	Crew 1	M	4 APR 1988	1.73/5'8"	66/146
CAN - Canada	STITTLE Kevin	Skipper	M	18 JUL 1979		
	McNEILL Erin	Crew 1	W	16 AUG 1989		
GUA - Guatemala	MAEGLI Juan Ignacio	Skipper	M	21 JUL 1988		
	GUIROLA Cristina	Crew 1	W	26 FEB 1987		
ISV - US Virgin Islands	JACKSON Terry	Skipper	M	6 JUN 1957		
	SCHREIBER Chris	Crew 1	M	3 NOV 1959		
MEX - Mexico	CABILDO QUIROZ Javier	Skipper	M	8 OCT 1980		
	REAL LOPEZ Katia Dennise	Crew 1	W	8 AUG 1981		
PUR - Puerto Rico	FIGUEROA SUAREZ Enrique	Skipper	M	25 FEB 1964	1.83/6'0"	84/185
	MALATRASÍ ALEGRIA Carla	Crew 1	W	27 OCT 1967	1.68/5'6"	52/115
USA - United States of America	MERRICK Bob	Skipper	M	18 JAN 1971		
	CLEVELAND Eliza	Crew 1	W	17 JAN 1953		
VEN - Venezuela	CENDRA Gonzalo	Skipper	M	27 OCT 1977	1.71/5'7"	62/137
	SABA Yamil	Crew 1	M	21 SEP 1975	1.70/5'7"	73/161

Note:
All changes are available in INFO

Legend:
M Man **W** Woman

Entry List by Event

Lista de Inscrições por Evento / Lista de Inscrições por Evento

As of 21 JUL 2007

NOC	Name	Position	Gender	Date of Birth	Height m/ft in	Weight kg/lbs
ARG - Argentina	MARCATELLI Adrian Oscar	Skipper	M	29 DEC 1967	1.70/5'7"	70/154
	BONAVENTURA Francisco	Crew 1	M	24 JUL 1986	1.70/5'7"	70/154
BAH - Bahamas	DUNKLEY Robert	Skipper	M	16 JAN 1949	1.80/5'11"	82/181
	LOWE Lori	Crew 1	W	31 AUG 1968	1.65/5'5"	60/132
BER - Bermuda	DICKINSON Stephen	Skipper	M	22 JAN 1960		
	ROMAN Leatrice	Crew 1	W	27 AUG 1957		
BRA - Brazil	PARADEDA Alexandre	Skipper	M	24 NOV 1972	1.70/5'7"	65/143
	AMARAL Pedro	Crew 1	M	28 NOV 1984	1.80/5'11"	70/154
CAN - Canada	NOAKES Craig	Skipper	M	25 AUG 1976		
	MARSHALL Heather	Crew 1	W	12 DEC 1980		
CHI - Chile	PONCELL VICH Antonio	Skipper	M	10 AUG 1965		
	VALDIVIESO Nicolas	Crew 1	M	29 NOV 1990		
CUB - Cuba	LEYVA Michel	Skipper	M	10 SEP 1982		
	MARTINEZ Darien	Crew 1	M	2 SEP 1979		
MEX - Mexico	MURRIETA Jorge Xavier	Skipper	M	23 NOV 1985		
	AKLE CARRANZA Andres	Crew 1	M	15 APR 1985		
PAR - Paraguay	SCHAUMAN Carlos	Skipper	M	26 OCT 1968		
	SCHAUMAN Jorge	Crew 1	M	11 FEB 1976		
URU - Uruguay	DEFAZIO Pablo	Skipper	M	15 MAY 1981		
	MEDICI Eduardo	Crew 1	M	8 DEC 1983		
USA - United States of America	DIAZ Augie	Skipper	M	6 JUN 1954		
	SMITH Tracy Nan	Crew 1	W	12 DEC 1974		

Note:
All changes are available in INFO

Legend:
M Man **W** Woman

Entry List by Event

Lista de Inscripciones por Evento / Lista de Inscrições por Evento

As of 21 JUL 2007

NOC	Name	Gender	Date of Birth	Height m/ft in	Weight kg/lbs
BAH - Bahamas	LOWE Jimmie	M	13 JUL 1947	1.75/5'9"	73/161
BER - Bermuda	SMITH Malcolm	M	23 JAN 1959		
BRA - Brazil	LOWBEER Bernardo	M	9 FEB 1986	1.78/5'10"	70/154
CAN - Canada	JOHANSSON Oskar	M	23 JUN 1977		
COL - Colombia	QUINTERO Andrey	M	17 AUG 1985		
DOM - Dominican Republic	MERA Sebastian	M	3 MAY 1987		
GUA - Guatemala	DELGADO Juan Jose	M	5 OCT 1985		
ISV - US Virgin Islands	STANTON Peter	M	10 JAN 1984		
PER - Peru	ZIMMERMANN Alexander	M	18 MAR 1991		
USA - United States of America	FOERSTER Paul	M	19 NOV 1963		
VEN - Venezuela	CORDERO Eduardo	M	1 OCT 1972	1.67/5'6"	68/150

Note:
All changes are available in INFO

Legend:
M Man

Entry List by Event

Lista de Inscrições por Evento / Lista de Inscrições por Evento

As of 21 JUL 2007

NOC	Name	Position	Gender	Date of Birth	Height m/ft in	Weight kg/lbs
ARG - Argentina	BETTINI Jose	Skipper	M	7 FEB 1981	1.71/5'7"	69/152
	LAMAS Marcos	Crew 1	M	26 JUL 1983	1.78/5'10"	68/150
	GNERI Diego	Crew 2	M	7 SEP 1985	1.81/5'11"	84/185
BRA - Brazil	BIEKARCK Claudio	Skipper	M	16 MAY 1951	1.85/6'1"	80/176
	FICKER Gunnar	Crew 1	M	26 NOV 1954	1.86/6'1"	83/183
	SILVA Marcelo	Crew 2	M	24 JAN 1973	1.76/5'9"	64/141
CAN - Canada	WALSH Richard	Skipper	M	1 JUL 1975		
	CAMERON Jim	Crew 1	M	1 JAN 1980		
	CAMERON Alisia	Crew 2	W	1 JAN 1980		
CHI - Chile	GONZALEZ Alberto	Skipper	M	15 NOV 1958		
	HERMAN Cristian	Crew 1	M	3 NOV 1960		
	GONZALEZ Diego	Crew 2	M	24 SEP 1987		
COL - Colombia	HIGUERA Juan Sebastian	Skipper	M	1 NOV 1976		
	BUSTOS Juan Camilo	Crew 1	M	6 JUL 1980		
	DEEB ORJUELA Nicolas	Crew 2	M	1 JAN 1981		
ECU - Ecuador	SANTOS GARCÉS Juan	Skipper	M	3 JAN 1958	1.76/5'9"	94/207
	SANTOS DILLON Juan	Crew 1	M	28 JUL 1987	1.75/5'9"	73/161
	HERRERA CASTRO Sebastián	Crew 2	M	11 SEP 1986		
USA - United States of America	STARCK David	Skipper	M	23 MAR 1968		
	STARCK Jody	Crew 1	W	24 FEB 1965		
	FAUDE Bill	Crew 2	M	25 DEC 1960		

Note:
All changes are available in INFO

Legend:
M Man **W** Woman

Medallists (Individual)

Medallista (Individual) / Medalhistas (Individual)

Medal	Name	NOC
GOLD	VALLÉE Dominique	CAN - Canada
SILVER	CASTRO Patricia	BRA - Brazil
BRONZE	GUTIERREZ Florencia	ARG - Argentina

Medallists (Individual)

Medallista (Individual) / Medalhistas (Individual)

Medal	Name	NOC
GOLD	RAILEY Paige	USA - United States of America
SILVER	ELIAS CALLES WOLF Tania	MEX - Mexico
BRONZE	KOSTIW Adriana	BRA - Brazil



Marina da Gloria
Marina da Gloria
Marina da Glória

28 JUL 2007

Sailing
Vela / Vela

Laser - Men's One Person Dinghy
Laser / Laser

Medallists (Individual)

Medallista (Individual) / Medalhistas (Individual)

Medal	Name	NOC
GOLD	CAMPBELL Andrew	USA - United States of America
SILVER	SCHEIDT Robert	BRA - Brazil
BRONZE	ALSOGARAY Julio	ARG - Argentina



Medallists (Individual)

Medallista (Individual) / Medalhistas (Individual)

Medal	Name	NOC
GOLD	WINICKI Ricardo	BRA - Brazil
SILVER	REUTEMANN Mariano	ARG - Argentina
BRONZE	MIER Y TERAN David	MEX - Mexico

Medallists (Team)

Medallista (Equipos) / Medalhistas (Equipes)

Medal	NOC	Name
GOLD	BRA - Brazil	JORDÃO Carlos OLIVEIRA Mauricio SANTIAGO Daniel SILVA Alexandre
SILVER	ARG - Argentina	DUARTE ARGERICH Joaquin GONZALEZ Gustavo PERI BRUSA Sebastian RIGONI Alejo
BRONZE	CAN - Canada	GOODYEAR Mark MILEV Rossi NAIDOO Erwyn WOLFS Mike

Medallists (Team)

Medallista (Equipos) / Medalhistas (Equipes)

Medal	NOC	Name
GOLD	GUA - Guatemala	GUIROLA Cristina MAEGLI Juan Ignacio
SILVER	VEN - Venezuela	CENDRA Gonzalo SABA Yamil
BRONZE	PUR - Puerto Rico	FIGUEROA SUAREZ Enrique MALATRASI ALEGRIA Carla

Medallists (Team)

Medallista (Equipos) / Medalhistas (Equipes)

Medal	NOC	Name
GOLD	BRA - Brazil	AMARAL Pedro PARADEDA Alexandre
SILVER	URU - Uruguay	DEFAZIO Pablo MEDICI Eduardo
BRONZE	MEX - Mexico	AKLE CARRANZA Andres MURRIETA Jorge Xavier

Medallists (Individual)

Medallista (Individual) / Medalhistas (Individual)

Medal	Name	NOC
GOLD	CORDERO Eduardo	VEN - Venezuela
SILVER	ZIMMERMANN Alexander	PER - Peru
BRONZE	FOERSTER Paul	USA - United States of America

Medallists (Team)

Medallista (Equipos) / Medalhistas (Equipes)

Medal	NOC	Name
GOLD	CHI - Chile	GONZALEZ Alberto GONZALEZ Diego HERMAN Cristian
SILVER	USA - United States of America	FAUDE Bill STARCK David STARCK Jody
BRONZE	BRA - Brazil	BIEKARCK Claudio FICKER Gunnar SILVA Marcelo

Medal Standings

posiciones de medallas / Posições das Medalhas

As of 28 JUL 2007
AFTER 9 OF 9 EVENTS

Rank	NOC	Men				Women				Open				Total				Rank By Total
		G	S	B	T	G	S	B	T	G	S	B	T	G	S	B	T	
1	BRA - Brazil	1	1		2		1	1	2	2		1	3	3	2	2	7	1
2	USA - United States of America	1			1	1			1		1	1	2	2	1	1	4	=2
3	VEN - Venezuela									1	1		2	1	1		2	=5
4	CAN - Canada					1			1			1	1	1		1	2	=5
5	CHI - Chile									1			1	1			1	=7
5	GUA - Guatemala									1			1	1			1	=7
7	ARG - Argentina		1	1	2			1	1		1		1		2	2	4	=2
8	MEX - Mexico			1	1		1		1			1	1		1	2	3	4
9	PER - Peru										1		1		1		1	=7
9	URU - Uruguay										1		1		1		1	=7
11	PUR - Puerto Rico											1	1			1	1	=7
Total:		2	2	2	6	2	2	2	6	5	5	5	15	9	9	9	27	

Legend:

= Equal sign indicates that two or more NOCs share the same rank by total

G Gold **S** Silver **B** Bronze

Fleet Overall

Vela General - tras las regatas / Vela Geral - Após as Regatas

As of 28 JUL 2007
AFTER 9 RACES

Place	Name	Pos	NOC Code	Points per Race								Medal Race	Total Pts	Net Pts
				1	2	3	4	5	6	7	8			
1	VALLÉE Dominique	S	CAN	1	1	1	(3)	1	2	1	3	4	17	14
2	CASTRO Patricia	S	BRA	(4)	3	2	1	2	1	2	2	2	19	15
3	GUTIERREZ Florencia	S	ARG	2	2	(4)	4	4	3	4	4	6	33	29
4	VEGA de LILLE Demita	S	MEX	5	(8) OCS	6	2	3	4	3	1	8	40	32
5	RIOS Nancy	S	USA	3	(8) OCS	3	5	5	5	5	5	10	49	41
6	PEREZ Anayansi	S	CUB	(6)	4	5	6	6	6	6	6	-	45	39
7	VILLEGAS Monica Beatriz	S	COL	7	5	7	7	7	7	7	(8) DNC	-	55	47

Legend:

DNC Did not come to the starting area

OCS On the course side

S Skipper

Fleet Overall

Vela General - tras las regatas / Vela Geral - Após as Regatas

As of 28 JUL 2007
AFTER 9 RACES

Place	Name	Pos	NOC Code	Points per Race								Medal Race	Total Pts	Net Pts
				1	2	3	4	5	6	7	8			
1	RAILEY Paige	S	USA	4	1	(9)	3	6	1	5	1	4	34	25
2	ELIAS CALLES WOLF Tania	S	MEX	(9)	6	1	2	2	3	3	2	6	34	25
3	KOSTIW Adriana	S	BRA	8	7	(11)	4	3	2	1	5	2	43	32
4	CARRANZA SAROLI Cecilia	S	ARG	3	4	(7)	1	4	5	2	3	10	39	32
5	ROSS Lisa	S	CAN	2	2	3	5	5	4	4	(13) OCS	8	46	33
6	GUMUCIO Arantza	S	CHI	1	(9)	8	6	1	6	6	4	-	41	32
7	SABA Andrea	S	VEN	6	5	5	(10)	10	7	7	6	-	56	46
8	WILLIAMS Katrina	S	BER	5	3	6	11	7	(13) DNF	8	7	-	60	47
9	SCHMIDT Paloma	S	PER	7	(12)	4	9	11	9	12	8	-	72	60
10	DOUAT Paula	S	COL	11	11	(12)	7	8	8	10	9	-	76	64
11	DUARTE Maricela	S	CUB	(12)	10	2	12	12	10	9	11	-	78	66
12	ROLLER Mimi	S	ISV	10	8	10	8	9	(11)	11	10	-	77	66

Legend:

DNF Did not finish

OCS On the course side

S Skipper

Fleet Overall

Vela General - tras las regatas / Vela Geral - Após as Regatas

As of 28 JUL 2007
AFTER 9 RACES

Place	Name	Pos	NOC Code	Points per Race								Medal Race	Total Pts	Net Pts
				1	2	3	4	5	6	7	8			
1	CAMPBELL Andrew	S	USA	1	(5)	2	1	3	1	2	4	4	23	18
2	SCHEIDT Robert	S	BRA	3	4	3	3	2	(5)	1	1	2	24	19
3	ALSOGARAY Julio	S	ARG	7	1	1	(11)	1	4	3	2	8	38	27
4	del SOLAR Matias	S	CHI	4	2	7	4	(13) DNF	2	4	5	6	47	34
5	LEIGH Mike	S	CAN	6	3	6	2	4	6	(9)	3	10	49	40
6	FOGLIA COSTA Alejandro	S	URU	5	(13) DSQ	4	7	6	3	5	6	-	49	36
7	OLCESE Luis Alberto	S	PER	(9)	6	8	8	5	8	6	8	-	58	49
8	BARROWS Thomas	S	ISV	8	7	5	9	7	9	(11)	7	-	63	52
9	AGUAYO SALADIN Raul	S	DOM	2	8	(11)	5	10	10	8	10	-	64	53
10	RUIZ Jose Miguel	S	VEN	11	11	9	6	8	11	7	(13) OCS	-	76	63
11	WRIGHT Brett	S	BER	(12)	9	10	12	9	7	12	9	-	80	68
12	MORÁN SILVA Gabriel	S	ECU	10	10	(13) DNF	10	11	12	10	11	-	87	74

Legend:

DNF Did not finish
S Skipper

DSQ Disqualification

OCS On the course side

Fleet Overall

Vela General - tras las regatas / Vela Geral - Após as Regatas

As of 28 JUL 2007
AFTER 9 RACES

Place	Name	Pos	NOC Code	Points per Race								Medal Race	Total Pts	Net Pts
				1	2	3	4	5	6	7	8			
1	WINICKI Ricardo	S	BRA	(3)	2	3	1	2	1	2	1	4	19	16
2	REUTEMANN Mariano	S	ARG	2	3	2	(5)	3	3	1	3	6	28	23
3	MIER Y TERAN David	S	MEX	1	1	1	4	(6)	2	3	4	10	32	26
4	PLAVSIC Zac	S	CAN	6	(7)	4	3	1	4	5	2	2	34	27
5	BARGER Benjamin	S	USA	5	4	(6)	6	4	6	4	6	8	49	43
6	FLORES Carlos	S	VEN	4	5	(7)	7	5	5	6	5	-	44	37
7	TORRES Alejandro	S	CUB	7	6	5	2	7	7	7	(8)	-	49	41
8	MARMOL Camilo	S	COL	(10) DNF	9	8	8	9	8	8	7	-	67	57
9	COMPTON Michael	S	ISV	(10) DNF	8	9	9	8	9	10 DNF	9	-	72	62

Legend:

DNF Did not finish

S Skipper

Fleet Overall

Vela General - tras las regatas / Vela Geral - Após as Regatas

As of 28 JUL 2007

AFTER 8 RACES

Place	Name	Pos	NOC Code	Points per Race							Medal Race	Total Pts	Net Pts
				1	2	3	4	5	6	7			
1	OLIVEIRA Mauricio	S	BRA	(8)	1	1	1	2	4	1	8	26	18
	JORDÃO Carlos	C1		DNC									
	SILVA Alexandre	C2											
	SANTIAGO Daniel	C3											
2	RIGONI Alejo	S	ARG	1	2	4	2	1	1	(6)	10	27	21
	PERI BRUSA Sebastian	C1											
	DUARTE ARGERICH Joaquin	C2											
	GONZALEZ Gustavo	C3											
3	MILEV Rossi	S	CAN	3	(4)	3	4	3	3	4	2	26	22
	WOLFS Mike	C1											
	GOODYEAR Mark	C2											
	NAIDOO Erwyn	C3											
4	SILVEIRA Santiago	S	URU	4	3	(8)	3	4	2	2	6	32	24
	RAÑA Sebastian	C1		OCS									
	FOGLIA MAFIO Alejandro	C2											
	SHABAN Nicolas	C3											
5	BORRER Dan	S	USA	(6)	5	2	5	6	6	3	4	37	31
	VILARDEBO Nate	C1											
	WILSON Patrick	C2											
	PUTNAM Josh	C3											
6	von APPEN Per	S	CHI	5	6	5	6	5	(8)	5	-	40	32
	MALSCH STEEGER Roberto	C1		DSQ									
	SANCHEZ Juan Esteban	C2											
	LEON BULAT Claudio	C3											
7	ARRIBAS Javier	S	PER	2	7	(8)	7	7	5	7	-	43	35
	VASQUEZ SOLIS German	C1		OCS									
	MENDOZA Daniel	C2											
	LAFOSSE Wilfredo	C3											

Legend:

C1 Crew 1

C2 Crew 2

DNC Did not come to the starting area

DSQ Disqualification

OCS On the course side

S Skipper

Fleet Overall

Vela General - tras las regatas / Vela Geral - Após as Regatas

As of 28 JUL 2007
AFTER 8 RACES

Place	Name	Pos	NOC Code	Points per Race								Total Pts	Net Pts
				1	2	3	4	5	6	7	8		
1	MAEGLI Juan Ignacio GUIROLA Cristina	S C1	GUA	2	1	(5)	2	5	1	2	2	20	15
2	CENDRA Gonzalo SABA Yamil	S C1	VEN	3	2	2	(5)	1	2	3	4	22	17
3	FIGUEROA SUAREZ Enrique MALATRASI ALEGRIA Carla	S C1	PUR	1	5	4	(6)	3	5	1	1	26	20
4	MERRICK Bob CLEVELAND Eliza	S C1	USA	5	3	1	1	2	(6)	5	5	28	22
5	CABILDO QUIROZ Javier REAL LOPEZ Katia Dennise	S C1	MEX	4	4	(6)	3	6	3	4	3	33	27
6	STITTLE Kevin McNEILL Erin	S C1	CAN	6	6	3	(7)	4	4	7	6	43	36
7	JACKSON Terry SCHREIBER Chris	S C1	ISV	(7)	7	7	4	7	7	6	7	52	45
8	ARNDT Bernardo OLIVEIRA Bruno	S C1	BRA	(9) DSQ	9 DSQ	9 DSQ	9 DSQ	9 DSQ	9 DSQ	9 DSQ	9 DSQ	72	63

Legend:

C1 Crew 1

DSQ Disqualification

S Skipper

Fleet Overall

Vela General - tras las regatas / Vela Geral - Após as Regatas

As of 28 JUL 2007
AFTER 8 RACES

Place	Name	Pos	NOC Code	Points per Race							Medal Race	Total Pts	Net Pts
				1	2	3	4	5	6	7			
1	PARADEDA Alexandre AMARAL Pedro	S C1	BRA	1	3	(6)	4	2	1	1	2	20	14
2	DEFAZIO Pablo MEDICI Eduardo	S C1	URU	2	2	2	2	(6)	2	4	4	24	18
3	MURRIETA Jorge Xavier AKLE CARRANZA Andres	S C1	MEX	3	(10)	3	1	4	4	3	8	36	26
4	DIAZ Augie SMITH Tracy Nan	S C1	USA	5	4	1	3	1	5	(7)	10	36	29
5	MARCATELLI Adrian Oscar BONAVENTURA Francisco	S C1	ARG	6	1	5	(10)	5	6	2	6	41	31
6	PONCELL VICH Antonio VALDIVIESO Nicolas	S C1	CHI	4	(7)	4	6	3	3	5	-	32	25
7	LEYVA Michel MARTINEZ Darien	S C1	CUB	(10)	6	9	5	7	7	6	-	50	40
8	DICKINSON Stephen ROMAN Leatrice	S C1	BER	8	9	7	7	(10)	8	9	-	58	48
9	NOAKES Craig MARSHALL Heather	S C1	CAN	9	5	10	8	9	(11)	10	-	62	51
10	DUNKLEY Robert LOWE Lori	S C1	BAH	(11)	8	8	9	11	9	8	-	64	53
11	SCHAUMAN Carlos SCHAUMAN Jorge	S C1	PAR	7	(11)	11	11	8	10	11	-	69	58

Legend:

C1 Crew 1

S Skipper

Fleet Overall

Vela General - tras las regatas / Vela Geral - Após as Regatas

As of 28 JUL 2007
AFTER 8 RACES

Place	Name	Pos	NOC Code	Points per Race								Total Pts	Net Pts
				1	2	3	4	5	6	7	8		
1	CORDERO Eduardo	S	VEN	(3)	1	2	2	3	2	1	1	15	12
2	ZIMMERMANN Alexander	S	PER	1	6	1	5	1	(10)	6	3	33	23
3	FOERSTER Paul	S	USA	2	5	3	(8)	4	7	2	2	33	25
4	STANTON Peter	S	ISV	5	2	8	1	8	5	(10)	4	43	33
5	DELGADO Juan Jose	S	GUA	4	(11)	6	6	2	6	5	5	45	34
6	SMITH Malcolm	S	BER	7	3	7	3	5	4	(8)	7	44	36
7	LOWBEER Bernardo	S	BRA	8	10	5	7	(12) DNF	1	3	9	55	43
8	QUINTERO Andrey	S	COL	9	4	4	10	7	8	4	(12) DSQ	58	46
9	MERA Sebastian	S	DOM	6	8	(9)	9	6	3	7	8	56	47
10	JOHANSSON Oskar	S	CAN	(11)	7	10	4	10	9	9	6	66	55
11	LOWE Jimmie	S	BAH	10	9	(11)	11	9	11	11	10	82	71

Legend:

DNF Did not finish

DSQ Disqualification

S Skipper

Fleet Overall

Vela General - tras las regatas / Vela Geral - Após as Regatas

As of 28 JUL 2007
AFTER 8 RACES

Place	Name	Pos	NOC Code	Points per Race							Medal Race	Total Pts	Net Pts
				1	2	3	4	5	6	7			
1	GONZALEZ Alberto HERMAN Cristian GONZALEZ Diego	S C1 C2	CHI	1	1	(8) OCS	1	4	3	2	2	22	14
2	STARCK David STARCK Jody FAUDE Bill	S C1 C2	USA	3	(4)	1	3	3	2	3	4	23	19
3	BIEKARCK Claudio FICKER Gunnar SILVA Marcelo	S C1 C2	BRA	2	3	4	2	(5)	1	1	6	24	19
4	SANTOS GARCÉS Juan SANTOS DILLON Juan HERRERA CASTRO Sebastián	S C1 C2	ECU	5	2	3	(6)	2	6	5	10	39	33
5	WALSH Richard CAMERON Jim CAMERON Alisia	S C1 C2	CAN	6	(7)	2	7	1	7	4	8	42	35
6	BETTINI Jose LAMAS Marcos GNERI Diego	S C1 C2	ARG	4	(6)	6	4	6	5	6	-	37	31
7	HIGUERA Juan Sebastian BUSTOS Juan Camilo DEEB ORJUELA Nicolas	S C1 C2	COL	7	5	5	5	(8) DNF	4	7	-	41	33

Legend:

C1 Crew 1

C2 Crew 2

DNF Did not finish

OCS On the course side

S Skipper

Fleet Overall - Progressive

Vela General - Progresivo / Vela Geral - Progressivo

SAT 28 JUL 2007

Name	Pos	NOC Code	Overall Position (Rank) after each race								Medal	
			1	2	3	4	5	6	7	8		
VALLÉE Dominique	S	CAN	1	1	1	1	1	1	1	1	1	1
CASTRO Patricia	S	BRA	4	3	3	2	2	2	2	2	2	2
GUTIERREZ Florencia	S	ARG	2	2	2	3	3	3	3	3	3	3
VEGA de LILLE Demita	S	MEX	5	6	6	4	4	4	4	4	4	4
RIOS Nancy	S	USA	3	4	4	5	5	5	5	5	5	5
PEREZ Anayansi	S	CUB	6	5	5	6	6	6	6	6	6	6
VILLEGAS Monica Beatriz	S	COL	7	7	7	7	7	7	7	7	7	7

Legend:

S Skipper

Fleet Overall - Progressive

Vela General - Progresivo / Vela Geral - Progresivo

SAT 28 JUL 2007

Name	Pos	NOC Code	Overall Position (Rank) after each race								Medal
			1	2	3	4	5	6	7	8	
RAILEY Paige	S	USA	2	2	2	4	4	2	2	2	1
ELIAS CALLES WOLF Tania	S	MEX	7	7	5	1	1	1	1	1	2
KOSTIW Adriana	S	BRA	8	8	10	7	7	5	5	5	3
CARRANZA SAROLI Cecilia	S	ARG	3	3	3	2	2	3	3	3	4
ROSS Lisa	S	CAN	1	1	1	3	3	4	4	4	5
GUMUCIO Arantza	S	CHI	5	5	7	5	5	6	6	6	6
SABA Andrea	S	VEN	6	6	6	8	8	7	7	7	7
WILLIAMS Katrina	S	BER	4	4	4	6	6	8	8	8	8
SCHMIDT Paloma	S	PER	10	10	8	9	9	9	9	9	9
DOUAT Paula	S	COL	12	12	12	12	12	10	10	10	10
DUARTE Maricela	S	CUB	11	11	9	11	11	11	11	11	11
ROLLER Mimi	S	ISV	9	9	11	10	10	12	12	12	12

Legend:

S Skipper

Fleet Overall - Progressive

Vela General - Progresivo / Vela Geral - Progresivo

SAT 28 JUL 2007

Name	Pos	NOC Code	Overall Position (Rank) after each race								Medal	
			1	2	3	4	5	6	7	8		
CAMPBELL Andrew	S	USA	1	1	1	1	1	1	1	1	1	1
SCHEIDT Robert	S	BRA	3	3	3	3	3	2	2	2	2	2
ALSOGARAY Julio	S	ARG	4	4	2	2	2	3	3	3	3	3
del SOLAR Matias	S	CHI	2	2	4	5	5	4	4	4	4	4
LEIGH Mike	S	CAN	5	5	5	4	4	5	5	5	5	5
FOGLIA COSTA Alejandro	S	URU	9	9	8	6	6	6	6	6	6	6
OLCESE Luis Alberto	S	PER	7	7	9	8	8	7	7	7	7	7
BARROWS Thomas	S	ISV	8	8	6	9	9	8	8	8	8	8
AGUAYO SALADIN Raul	S	DOM	6	6	7	7	7	9	9	9	9	9
RUIZ Jose Miguel	S	VEN	12	12	11	10	10	10	10	10	10	10
WRIGHT Brett	S	BER	11	11	10	11	11	11	11	11	11	11
MORÁN SILVA Gabriel	S	ECU	10	10	12	12	12	12	12	12	12	12

Legend:

S Skipper

Fleet Overall - Progressive

Vela General - Progresivo / Vela Geral - Progressivo

SAT 28 JUL 2007

Name	Pos	NOC Code	Overall Position (Rank) after each race								Medal	
			1	2	3	4	5	6	7	8		
WINICKI Ricardo	S	BRA	2	2	2	2	2	2	2	1	1	1
REUTEMANN Mariano	S	ARG	3	3	3	3	3	3	3	3	3	2
MIER Y TERAN David	S	MEX	1	1	1	1	1	1	1	2	2	3
PLAVSIC Zac	S	CAN	7	7	5	5	4	4	4	4	4	4
BARGER Benjamin	S	USA	4	4	6	6	5	5	5	5	5	5
FLORES Carlos	S	VEN	5	5	7	7	6	6	6	6	6	6
TORRES Alejandro	S	CUB	6	6	4	4	7	7	7	7	7	7
MARMOL Camilo	S	COL	9	9	8	8	8	8	8	8	8	8
COMPTON Michael	S	ISV	8	8	9	9	9	9	9	9	9	9

Legend:

S Skipper

Fleet Overall - Progressive

Vela General - Progresivo / Vela Geral - Progressivo

SAT 28 JUL 2007

Name	Pos	NOC Code	Overall Position (Rank) after each race							Medal
			1	2	3	4	5	6	7	
OLIVEIRA Mauricio	S	BRA	4	4	2	2	1	1	1	1
JORDÃO Carlos	C1									
SILVA Alexandre	C2									
SANTIAGO Daniel	C3									
RIGONI Alejo	S	ARG	1	1	1	1	2	2	2	2
PERI BRUSA Sebastian	C1									
DUARTE ARGERICH Joaquin	C2									
GONZALEZ Gustavo	C3									
MILEV Rossi	S	CAN	3	3	3	3	4	4	4	3
WOLFS Mike	C1									
GOODYEAR Mark	C2									
NAIDOO Erwyn	C3									
SILVEIRA Santiago	S	URU	2	2	5	5	3	3	3	4
RAÑA Sebastian	C1									
FOGLIA MAFIO Alejandro	C2									
SHABAN Nicolas	C3									
BORRER Dan	S	USA	6	6	4	4	5	5	5	5
VILARDEBO Nate	C1									
WILSON Patrick	C2									
PUTNAM Josh	C3									
von APPEN Per	S	CHI	7	7	6	6	6	6	6	6
MALSCH STEEGER Roberto	C1									
SANCHEZ Juan Esteban	C2									
LEON BULAT Claudio	C3									
ARRIBAS Javier	S	PER	5	5	7	7	7	7	7	7
VASQUEZ SOLIS German	C1									
MENDOZA Daniel	C2									
LAFOSSE Wilfredo	C3									

Legend:

C1 Crew 1 C2 Crew 2 S Skipper

Fleet Overall - Progressive

Vela General - Progresivo / Vela Geral - Progressivo

SAT 28 JUL 2007

Name	Pos	NOC Code	Overall Position (Rank) after each race							
			1	2	3	4	5	6	7	8
MAEGLI Juan Ignacio	S	GUA	1	1	1	1	2	1	1	1
GUIROLA Cristina	C1									
CENDRA Gonzalo	S	VEN	2	2	2	2	1	2	2	2
SABA Yamil	C1									
FIGUEROA SUAREZ Enrique	S	PUR	3	5	4	4	4	3	3	3
MALATRASIA ALEGRIA Carla	C1									
MERRICK Bob	S	USA	5	3	3	3	3	4	4	4
CLEVELAND Eliza	C1									
CABILDO QUIROZ Javier	S	MEX	6	4	5	5	5	5	5	5
REAL LOPEZ Katia Dennise	C1									
STITTLE Kevin	S	CAN	8	6	6	6	6	6	6	6
McNEILL Erin	C1									
JACKSON Terry	S	ISV	4	7	7	7	7	7	7	7
SCHREIBER Chris	C1									
ARNDT Bernardo	S	BRA	7	8	8	8	8	8	8	8
OLIVEIRA Bruno	C1									

Legend:

C1 Crew 1 S Skipper

Fleet Overall - Progressive

Vela General - Progresivo / Vela Geral - Progressivo

SAT 28 JUL 2007

Name	Pos	NOC Code	Overall Position (Rank) after each race							Medal
			1	2	3	4	5	6	7	
PARADEDA Alexandre	S	BRA	1	1	2	3	1	1	1	1
AMARAL Pedro	C1									
DEFAZIO Pablo	S	URU	2	2	1	1	2	2	2	2
MEDICI Eduardo	C1									
MURRIETA Jorge Xavier	S	MEX	6	6	6	4	3	3	3	3
AKLE CARRANZA Andres	C1									
DIAZ Augie	S	USA	4	4	3	2	4	4	4	4
SMITH Tracy Nan	C1									
MARCATELLI Adrian Oscar	S	ARG	3	3	4	6	5	5	5	5
BONAVENTURA Francisco	C1									
PONCELL VICH Antonio	S	CHI	5	5	5	5	6	6	6	6
VALDIVIESO Nicolas	C1									
LEYVA Michel	S	CUB	8	8	9	7	7	7	7	7
MARTINEZ Darien	C1									
DICKINSON Stephen	S	BER	9	9	8	8	8	8	8	8
ROMAN Leatrice	C1									
NOAKES Craig	S	CAN	7	7	7	9	9	9	9	9
MARSHALL Heather	C1									
DUNKLEY Robert	S	BAH	11	11	10	10	10	10	10	10
LOWE Lori	C1									
SCHAUMAN Carlos	S	PAR	10	10	11	11	11	11	11	11
SCHAUMAN Jorge	C1									

Legend:

C1 Crew 1 S Skipper

Fleet Overall - Progressive

Vela General - Progresivo / Vela Geral - Progressivo

SAT 28 JUL 2007

Name	Pos	NOC Code	Overall Position (Rank) after each race							
			1	2	3	4	5	6	7	8
CORDERO Eduardo	S	VEN	1	1	1	2	2	1	1	1
ZIMMERMANN Alexander	S	PER	2	2	2	1	1	2	2	2
FOERSTER Paul	S	USA	4	4	3	3	3	3	3	3
STANTON Peter	S	ISV	3	3	4	4	4	4	4	4
DELGADO Juan Jose	S	GUA	8	8	7	5	5	5	5	5
SMITH Malcolm	S	BER	5	5	5	6	6	6	6	6
LOWBEER Bernardo	S	BRA	10	10	8	9	9	8	8	7
QUINTERO Andrey	S	COL	6	6	6	7	7	7	7	8
MERA Sebastian	S	DOM	7	7	9	8	8	9	9	9
JOHANSSON Oskar	S	CAN	9	9	10	10	10	10	10	10
LOWE Jimmie	S	BAH	11	11	11	11	11	11	11	11

Legend:

S Skipper

Fleet Overall - Progressive

Vela General - Progresivo / Vela Geral - Progresivo

SAT 28 JUL 2007

Name	Pos	NOC Code	Overall Position (Rank) after each race							Medal
			1	2	3	4	5	6	7	
GONZALEZ Alberto	S	CHI	1	1	3	1	1	1	1	1
HERMAN Cristian	C1									
GONZALEZ Diego	C2									
STARCK David	S	USA	4	4	1	2	3	3	3	2
STARCK Jody	C1									
FAUDE Bill	C2									
BIEKARCK Claudio	S	BRA	2	2	2	3	2	2	2	3
FICKER Gunnar	C1									
SILVA Marcelo	C2									
SANTOS GARCÉS Juan	S	ECU	3	3	4	4	4	4	4	4
SANTOS DILLON Juan	C1									
HERRERA CASTRO Sebastián	C2									
WALSH Richard	S	CAN	7	7	5	6	5	5	5	5
CAMERON Jim	C1									
CAMERON Alisia	C2									
BETTINI Jose	S	ARG	5	5	6	5	6	6	6	6
LAMAS Marcos	C1									
GNERI Diego	C2									
HIGUERA Juan Sebastian	S	COL	6	6	7	7	7	7	7	7
BUSTOS Juan Camilo	C1									
DEEB ORJUELA Nicolas	C2									

Legend:

C1 Crew 1 C2 Crew 2 S Skipper

Individual Race Results with Mark Rounding

Resultados Carreras Individuales redondear el puntaje / Resultados Corrida Individual Arredondamento da Pontuação

	Marks	
	Start	Finish
Wind Direction:	225	225
Wind Speed(kts):	13	13
Elapsed time of first boat:		

Rank	Name	Pos	NOC Code	Marks		Race Points
				Finish		
1	VEGA de LILLE Demita	S	MEX	1		1
2	CASTRO Patricia	S	BRA	2		2
3	VALLÉE Dominique	S	CAN	3		3
4	GUTIERREZ Florencia	S	ARG	4		4
5	RIOS Nancy	S	USA	5		5
6	PEREZ Anayansi	S	CUB	6		6
-	VILLEGAS Monica Beatriz	S	COL	-		8 DNC

Other information:

Course:	Windward/Leeward finishing Leeward
Temperature:	15 C
Humidity:	58%
Conditions:	Cloudy

Note:

- (1) A dash in a mark rounding column indicates that the boat's position was not recorded at that mark.
(2) Times shown under NOC are times behind the leader.

Legend:

DNC Did not come to the starting area **S** Skipper

Individual Race Results with Mark Rounding

Resultados Carreras Individuales redondear el puntaje / Resultados Corrida Individual Arredondamento da Pontuação

	Marks	
	Start	Finish
Wind Direction:	225	225
Wind Speed(kts):	13	13
Elapsed time of first boat:		

Rank	Name	Pos	NOC Code	Marks	
				Finish	Race Points
1	VALLÉE Dominique	S	CAN	1	1
2	CASTRO Patricia	S	BRA	2	2
3	VEGA de LILLE Demita	S	MEX	3	3
4	GUTIERREZ Florencia	S	ARG	4	4
5	RIOS Nancy	S	USA	5	5
6	PEREZ Anayansi	S	CUB	6	6
7	VILLEGAS Monica Beatriz	S	COL	7	7

Other information:

Course:	Windward/Leeward finishing Leeward
Temperature:	15 C
Humidity:	58%
Conditions:	Cloudy

Note:

- (1) A dash in a mark rounding column indicates that the boat's position was not recorded at that mark.
(2) Times shown under NOC are times behind the leader.

Legend:

S Skipper

Individual Race Results with Mark Rounding

Resultados Carreras Individuales redondear el puntaje / Resultados Corrida Individual Arredondamento da Pontuação

	Marks	
	Start	Finish
Wind Direction:	240	240
Wind Speed(kts):	12	12
Elapsed time of first boat:		

Rank	Name	Pos	NOC Code	Marks		Race Points
				Finish		
1	CASTRO Patricia	S	BRA	1		1
2	VALLÉE Dominique	S	CAN	2		2
3	GUTIERREZ Florencia	S	ARG	3		3
4	VEGA de LILLE Demita	S	MEX	4		4
5	RIOS Nancy	S	USA	5		5
6	PEREZ Anayansi	S	CUB	6		6
7	VILLEGAS Monica Beatriz	S	COL	7		7

Other information:

Course:	Windward/Leeward finishing Leeward
Temperature:	15 C
Humidity:	58%
Conditions:	Cloudy

Note:

- (1) A dash in a mark rounding column indicates that the boat's position was not recorded at that mark.
(2) Times shown under NOC are times behind the leader.

Legend:

S Skipper

Individual Race Results with Mark Rounding

Resultados Carreras Individuales redondear el puntaje / Resultados Corrida Individual Arredondamento da Pontuação

	Marks	
	Start	Finish
Wind Direction:	230	230
Wind Speed(kts):	6	6
Elapsed time of first boat:		

Rank	Name	Pos	NOC Code	Marks		Race Points
				Finish		
1	VALLÉE Dominique	S	CAN	1		1
2	CASTRO Patricia	S	BRA	2		2
3	VEGA de LILLE Demita	S	MEX	3		3
4	GUTIERREZ Florencia	S	ARG	4		4
5	RIOS Nancy	S	USA	5		5
6	PEREZ Anayansi	S	CUB	6		6
7	VILLEGAS Monica Beatriz	S	COL	7		7

Other information:

Course:	Windward/Leeward finishing Leeward
Temperature:	19 C
Humidity:	97%
Conditions:	Partly cloudy

Note:

- (1) A dash in a mark rounding column indicates that the boat's position was not recorded at that mark.
(2) Times shown under NOC are times behind the leader.

Legend:

S Skipper

Individual Race Results with Mark Rounding

Resultados Carreras Individuales redondear el puntaje / Resultados Corrida Individual Arredondamento da Pontuação

	Marks	
	Start	Finish
Wind Direction:	230	230
Wind Speed(kts):	8	8
Elapsed time of first boat:		

Rank	Name	Pos	NOC Code	Marks		Race Points
				Finish		
1	CASTRO Patricia	S	BRA	1		1
2	VEGA de LILLE Demita	S	MEX	2		2
3	VALLÉE Dominique	S	CAN	3		3
4	GUTIERREZ Florencia	S	ARG	4		4
5	RIOS Nancy	S	USA	5		5
6	PEREZ Anayansi	S	CUB	6		6
7	VILLEGAS Monica Beatriz	S	COL	7		7

Other information:

Course:	Windward/Leeward finishing Leeward
Temperature:	19 C
Humidity:	97%
Conditions:	Partly cloudy

Note:

- (1) A dash in a mark rounding column indicates that the boat's position was not recorded at that mark.
(2) Times shown under NOC are times behind the leader.

Legend:

S Skipper

Individual Race Results with Mark Rounding

Resultados Carreras Individuales redondear el puntaje / Resultados Corrida Individual Arredondamento da Pontuação

	Marks	
	Start	Finish
Wind Direction:	175	175
Wind Speed(kts):	7	7
Elapsed time of first boat:		

Rank	Name	Pos	NOC Code	Marks		Race Points
				Finish		
1	VALLÉE Dominique	S	CAN	1		1
2	CASTRO Patricia	S	BRA	2		2
3	RIOS Nancy	S	USA	3		3
4	GUTIERREZ Florencia	S	ARG	4		4
5	PEREZ Anayansi	S	CUB	5		5
6	VEGA de LILLE Demita	S	MEX	6		6
7	VILLEGAS Monica Beatriz	S	COL	7		7

Other information:

Course:	Trapezoid Outer
Temperature:	18 C
Humidity:	59%
Conditions:	Unstable

Note:

- (1) A dash in a mark rounding column indicates that the boat's position was not recorded at that mark.
(2) Times shown under NOC are times behind the leader.

Legend:

S Skipper

Individual Race Results with Mark Rounding

Resultados Carreras Individuales redondear el puntaje / Resultados Corrida Individual Arredondamento da Pontuação

	Marks	
	Start	Finish
Wind Direction:	180	180
Wind Speed(kts):	6	6
Elapsed time of first boat:		

Rank	Name	Pos	NOC Code	Marks	
				Finish	Race Points
1	VALLÉE Dominique	S	CAN	1	1
2	GUTIERREZ Florencia	S	ARG	2	2
3	CASTRO Patricia	S	BRA	3	3
4	PEREZ Anayansi	S	CUB	4	4
5	VILLEGAS Monica Beatriz	S	COL	5	5
-	VEGA de LILLE Demita	S	MEX	-	8 OCS
-	RIOS Nancy	S	USA	-	8 OCS

Other information:

Course:	Windward/Leeward finishing Windward
Temperature:	18 C
Humidity:	59%
Conditions:	Unstable

Note:

- (1) A dash in a mark rounding column indicates that the boat's position was not recorded at that mark.
(2) Times shown under NOC are times behind the leader.

Legend:

OCS On the course side **S** Skipper

Individual Race Results with Mark Rounding

Resultados Carreras Individuales redondear el puntaje / Resultados Corrida Individual Arredondamento da Pontuação

	Marks	
	Start	Finish
Wind Direction:	215	215
Wind Speed(kts):	11	11
Elapsed time of first boat:		

Rank	Name	Pos	NOC Code	Marks		Race Points
				Finish		
1	VALLÉE Dominique	S	CAN	1		1
2	GUTIERREZ Florencia	S	ARG	2		2
3	RIOS Nancy	S	USA	3		3
4	CASTRO Patricia	S	BRA	4		4
5	VEGA de LILLE Demita	S	MEX	5		5
6	PEREZ Anayansi	S	CUB	6		6
7	VILLEGAS Monica Beatriz	S	COL	7		7

Other information:

Course:	Trapezoid Outer
Temperature:	19 C
Humidity:	78%
Conditions:	Mostly cloudy

Note:

- (1) A dash in a mark rounding column indicates that the boat's position was not recorded at that mark.
(2) Times shown under NOC are times behind the leader.

Legend:

S Skipper

Individual Race Results with Mark Rounding

Resultados Carreras Individuales redondear el puntaje / Resultados Corrida Individual Arredondamento da Pontuação

	Marks	
	Start	Finish
Wind Direction:	260	260
Wind Speed(kts):	17	17
Elapsed time of first boat:		

Rank	Name	Pos	NOC Code	Marks		Race Points
				Finish		
1	CASTRO Patricia	S	BRA	1		2
2	VALLÉE Dominique	S	CAN	2		4
3	GUTIERREZ Florencia	S	ARG	3		6
4	VEGA de LILLE Demita	S	MEX	4		8
5	RIOS Nancy	S	USA	5		10

Other information:

Course:	Windward/Leeward finishing Leeward
Temperature:	17 C
Humidity:	70%
Conditions:	Rain

Note:

- (1) A dash in a mark rounding column indicates that the boat's position was not recorded at that mark.
(2) Times shown under NOC are times behind the leader.

Legend:

S Skipper

Individual Race Results with Mark Rounding

Resultados Carreras Individuales redondear el puntaje / Resultados Corrida Individual Arredondamento da Pontuação

	Marks	
	Start	Finish
Wind Direction:	230	230
Wind Speed(kts):	16	16
Elapsed time of first boat:		

Rank	Name	Pos	NOC Code	Marks		Race Points
				Finish		
1	RAILEY Paige	S	USA	1		1
2	ELIAS CALLES WOLF Tania	S	MEX	2		2
3	CARRANZA SAROLI Cecilia	S	ARG	3		3
4	GUMUCIO Arantza	S	CHI	5		4
5	KOSTIW Adriana	S	BRA	6		5
6	SABA Andrea	S	VEN	7		6
7	WILLIAMS Katrina	S	BER	8		7
8	SCHMIDT Paloma	S	PER	9		8
9	DOUAT Paula	S	COL	10		9
10	ROLLER Mimi	S	ISV	11		10
11	DUARTE Maricela	S	CUB	12		11
-	ROSS Lisa	S	CAN	4		13 OCS

Other information:

Course:	Trapezoid Outer
Temperature:	15 C
Humidity:	58%
Conditions:	Cloudy

Note:

- (1) A dash in a mark rounding column indicates that the boat's position was not recorded at that mark.
(2) Times shown under NOC are times behind the leader.

Legend:

OCS On the course side S Skipper

Individual Race Results with Mark Rounding

Resultados Carreras Individuales redondear el puntaje / Resultados Corrida Individual Arredondamento da Pontuação

	Marks	
	Start	Finish
Wind Direction:	240	240
Wind Speed(kts):	18	18
Elapsed time of first boat:		

Rank	Name	Pos	NOC Code	Marks		Race Points
				Finish		
1	KOSTIW Adriana	S	BRA	1		1
2	CARRANZA SAROLI Cecilia	S	ARG	2		2
3	ELIAS CALLES WOLF Tania	S	MEX	3		3
4	ROSS Lisa	S	CAN	4		4
5	RAILEY Paige	S	USA	5		5
6	GUMUCIO Arantza	S	CHI	6		6
7	SABA Andrea	S	VEN	7		7
8	WILLIAMS Katrina	S	BER	8		8
9	DUARTE Maricela	S	CUB	9		9
10	DOUAT Paula	S	COL	10		10
11	ROLLER Mimi	S	ISV	11		11
12	SCHMIDT Paloma	S	PER	12		12

Other information:

Course:	Trapezoid Outer
Temperature:	15 C
Humidity:	58%
Conditions:	Cloudy

Note:

- (1) A dash in a mark rounding column indicates that the boat's position was not recorded at that mark.
(2) Times shown under NOC are times behind the leader.

Legend:

S Skipper

Individual Race Results with Mark Rounding

Resultados Carreras Individuales redondear el puntaje / Resultados Corrida Individual Arredondamento da Pontuação

	Marks	
	Start	Finish
Wind Direction:	230	230
Wind Speed(kts):	16	16
Elapsed time of first boat:		

Rank	Name	Pos	NOC Code	Marks		Race Points
				Finish		
1	RAILEY Paige	S	USA	1		1
2	KOSTIW Adriana	S	BRA	2		2
3	ELIAS CALLES WOLF Tania	S	MEX	3		3
4	ROSS Lisa	S	CAN	4		4
5	CARRANZA SAROLI Cecilia	S	ARG	5		5
6	GUMUCIO Arantza	S	CHI	6		6
7	SABA Andrea	S	VEN	7		7
8	DOUAT Paula	S	COL	8		8
9	SCHMIDT Paloma	S	PER	9		9
10	DUARTE Maricela	S	CUB	10		10
11	ROLLER Mimi	S	ISV	11		11
-	WILLIAMS Katrina	S	BER	12	13	DNF

Other information:

Course:	Trapezoid Outer
Temperature:	15 C
Humidity:	58%
Conditions:	Cloudy

Note:
(1) A dash in a mark rounding column indicates that the boat's position was not recorded at that mark.
(2) Times shown under NOC are times behind the leader.

Legend:
DNF Did not finish **S** Skipper

Individual Race Results with Mark Rounding

Resultados Carreras Individuales redondear el puntaje / Resultados Corrida Individual Arredondamento da Pontuação

	Marks	
	Start	Finish
Wind Direction:	210	210
Wind Speed(kts):	4	4
Elapsed time of first boat:		

Rank	Name	Pos	NOC Code	Marks		Race Points
				Finish		
1	GUMUCIO Arantza	S	CHI	1		1
2	ELIAS CALLES WOLF Tania	S	MEX	2		2
3	KOSTIW Adriana	S	BRA	3		3
4	CARRANZA SAROLI Cecilia	S	ARG	4		4
5	ROSS Lisa	S	CAN	5		5
6	RAILEY Paige	S	USA	6		6
7	WILLIAMS Katrina	S	BER	7		7
8	DOUAT Paula	S	COL	8		8
9	ROLLER Mimi	S	ISV	9		9
10	SABA Andrea	S	VEN	10		10
11	SCHMIDT Paloma	S	PER	11		11
12	DUARTE Maricela	S	CUB	12		12

Other information:

Course:	Trapezoid Outer
Temperature:	19 C
Humidity:	97%
Conditions:	Partly cloudy

Note:

- (1) A dash in a mark rounding column indicates that the boat's position was not recorded at that mark.
(2) Times shown under NOC are times behind the leader.

Legend:

S Skipper

Individual Race Results with Mark Rounding

Resultados Carreras Individuales redondear el puntaje / Resultados Corrida Individual Arredondamento da Pontuação

	Marks	
	Start	Finish
Wind Direction:	220	220
Wind Speed(kts):	12	12
Elapsed time of first boat:		

Rank	Name	Pos	NOC Code	Marks		Race Points
				Finish		
1	CARRANZA SAROLI Cecilia	S	ARG	1		1
2	ELIAS CALLES WOLF Tania	S	MEX	2		2
3	RAILEY Paige	S	USA	3		3
4	KOSTIW Adriana	S	BRA	4		4
5	ROSS Lisa	S	CAN	5		5
6	GUMUCIO Arantza	S	CHI	6		6
7	DOUAT Paula	S	COL	7		7
8	ROLLER Mimi	S	ISV	8		8
9	SCHMIDT Paloma	S	PER	9		9
10	SABA Andrea	S	VEN	10		10
11	WILLIAMS Katrina	S	BER	11		11
12	DUARTE Maricela	S	CUB	12		12

Other information:

Course:	Trapezoid Outer
Temperature:	19 C
Humidity:	97%
Conditions:	Partly cloudy

Note:

- (1) A dash in a mark rounding column indicates that the boat's position was not recorded at that mark.
(2) Times shown under NOC are times behind the leader.

Legend:

S Skipper

Individual Race Results with Mark Rounding

Resultados Carreras Individuales redondear el puntaje / Resultados Corrida Individual Arredondamento da Pontuação

	Marks	
	Start	Finish
Wind Direction:	180	180
Wind Speed(kts):	6	6
Elapsed time of first boat:		

Rank	Name	Pos	NOC Code	Marks		Race Points
				Finish		
1	ELIAS CALLES WOLF Tania	S	MEX	1		1
2	DUARTE Maricela	S	CUB	2		2
3	ROSS Lisa	S	CAN	3		3
4	SCHMIDT Paloma	S	PER	4		4
5	SABA Andrea	S	VEN	5		5
6	WILLIAMS Katrina	S	BER	6		6
7	CARRANZA SAROLI Cecilia	S	ARG	7		7
8	GUMUCIO Arantza	S	CHI	8		8
9	RAILEY Paige	S	USA	9		9
10	ROLLER Mimi	S	ISV	10		10
11	KOSTIW Adriana	S	BRA	11		11
12	DOUAT Paula	S	COL	12		12

Other information:

Course:	Trapezoid Outer
Temperature:	18 C
Humidity:	59%
Conditions:	Unstable

Note:

- (1) A dash in a mark rounding column indicates that the boat's position was not recorded at that mark.
(2) Times shown under NOC are times behind the leader.

Legend:

S Skipper

Individual Race Results with Mark Rounding

Resultados Carreras Individuales redondear el puntaje / Resultados Corrida Individual Arredondamento da Pontuação

	Marks	
	Start	Finish
Wind Direction:	180	180
Wind Speed(kts):	8	8
Elapsed time of first boat:		

Rank	Name	Pos	NOC Code	Marks		Race Points
				Finish		
1	RAILEY Paige	S	USA	1		1
2	ROSS Lisa	S	CAN	2		2
3	WILLIAMS Katrina	S	BER	3		3
4	CARRANZA SAROLI Cecilia	S	ARG	4		4
5	SABA Andrea	S	VEN	5		5
6	ELIAS CALLES WOLF Tania	S	MEX	6		6
7	KOSTIW Adriana	S	BRA	7		7
8	ROLLER Mimi	S	ISV	8		8
9	GUMUCIO Arantza	S	CHI	9		9
10	DUARTE Maricela	S	CUB	10		10
11	DOUAT Paula	S	COL	11		11
12	SCHMIDT Paloma	S	PER	12		12

Other information:

Course:	Trapezoid Inner
Temperature:	19 C
Humidity:	78%
Conditions:	Mostly cloudy

Note:

- (1) A dash in a mark rounding column indicates that the boat's position was not recorded at that mark.
(2) Times shown under NOC are times behind the leader.

Legend:

S Skipper

Individual Race Results with Mark Rounding

Resultados Carreras Individuales redondear el puntaje / Resultados Corrida Individual Arredondamento da Pontuação

	Marks	
	Start	Finish
Wind Direction:	215	215
Wind Speed(kts):	11	11
Elapsed time of first boat:		

Rank	Name	Pos	NOC Code	Marks		Race Points
				Finish		
1	GUMUCIO Arantza	S	CHI	1		1
2	ROSS Lisa	S	CAN	2		2
3	CARRANZA SAROLI Cecilia	S	ARG	3		3
4	RAILEY Paige	S	USA	4		4
5	WILLIAMS Katrina	S	BER	5		5
6	SABA Andrea	S	VEN	6		6
7	SCHMIDT Paloma	S	PER	7		7
8	KOSTIW Adriana	S	BRA	8		8
9	ELIAS CALLES WOLF Tania	S	MEX	9		9
10	ROLLER Mimi	S	ISV	10		10
11	DOUAT Paula	S	COL	11		11
12	DUARTE Maricela	S	CUB	12		12

Other information:

Course:	Trapezoid Inner
Temperature:	19 C
Humidity:	78%
Conditions:	Mostly cloudy

Note:

- (1) A dash in a mark rounding column indicates that the boat's position was not recorded at that mark.
(2) Times shown under NOC are times behind the leader.

Legend:

S Skipper

Individual Race Results with Mark Rounding

Resultados Carreras Individuales redondear el puntaje / Resultados Corrida Individual Arredondamento da Pontuação

	Marks	
	Start	Finish
Wind Direction:	260	260
Wind Speed(kts):	14	14
Elapsed time of first boat:		

Rank	Name	Pos	NOC Code	Marks		Race Points
				Finish		
1	KOSTIW Adriana	S	BRA	1		2
2	RAILEY Paige	S	USA	2		4
3	ELIAS CALLES WOLF Tania	S	MEX	3		6
4	ROSS Lisa	S	CAN	4		8
5	CARRANZA SAROLI Cecilia	S	ARG	5		10

Other information:

Course:	Windward/Leeward finishing Leeward
Temperature:	17 C
Humidity:	70%
Conditions:	Rain

Note:

- (1) A dash in a mark rounding column indicates that the boat's position was not recorded at that mark.
(2) Times shown under NOC are times behind the leader.

Legend:

S Skipper

Individual Race Results with Mark Rounding

Resultados Carreras Individuales redondear el puntaje / Resultados Corrida Individual Arredondamento da Pontuação

	Marks	
	Start	Finish
Wind Direction:	230	230
Wind Speed(kts):	16	16
Elapsed time of first boat:		

Rank	Name	Pos	NOC Code	Marks		Race Points
				Finish		
1	SCHEIDT Robert	S	BRA	1		1
2	ALSOGARAY Julio	S	ARG	2		2
3	LEIGH Mike	S	CAN	3		3
4	CAMPBELL Andrew	S	USA	4		4
5	del SOLAR Matias	S	CHI	5		5
6	FOGLIA COSTA Alejandro	S	URU	6		6
7	BARROWS Thomas	S	ISV	7		7
8	OLCESE Luis Alberto	S	PER	8		8
9	WRIGHT Brett	S	BER	9		9
10	AGUAYO SALADIN Raul	S	DOM	10		10
11	MORÁN SILVA Gabriel	S	ECU	11		11
-	RUIZ Jose Miguel	S	VEN	-		13 OCS

Other information:

Course:	Trapezoid Outer
Temperature:	15 C
Humidity:	58%
Conditions:	Cloudy

Note:

- (1) A dash in a mark rounding column indicates that the boat's position was not recorded at that mark.
(2) Times shown under NOC are times behind the leader.

Legend:

OCS On the course side S Skipper

Individual Race Results with Mark Rounding

Resultados Carreras Individuales redondear el puntaje / Resultados Corrida Individual Arredondamento da Pontuação

	Marks	
	Start	Finish
Wind Direction:	240	240
Wind Speed(kts):	18	18
Elapsed time of first boat:		

Rank	Name	Pos	NOC Code	Marks		Race Points
				Finish		
1	SCHEIDT Robert	S	BRA	1		1
2	CAMPBELL Andrew	S	USA	2		2
3	ALSOGARAY Julio	S	ARG	3		3
4	del SOLAR Matias	S	CHI	4		4
5	FOGLIA COSTA Alejandro	S	URU	5		5
6	OLCESE Luis Alberto	S	PER	6		6
7	RUIZ Jose Miguel	S	VEN	7		7
8	AGUAYO SALADIN Raul	S	DOM	8		8
9	LEIGH Mike	S	CAN	9		9
10	MORÁN SILVA Gabriel	S	ECU	10		10
11	BARROWS Thomas	S	ISV	11		11
12	WRIGHT Brett	S	BER	12		12

Other information:

Course:	Trapezoid Outer
Temperature:	15 C
Humidity:	58%
Conditions:	Cloudy

Note:

- (1) A dash in a mark rounding column indicates that the boat's position was not recorded at that mark.
(2) Times shown under NOC are times behind the leader.

Legend:

S Skipper

Individual Race Results with Mark Rounding

Resultados Carreras Individuales redondear el puntaje / Resultados Corrida Individual Arredondamento da Pontuação

	Marks	
	Start	Finish
Wind Direction:	230	230
Wind Speed(kts):	16	16
Elapsed time of first boat:		

Rank	Name	Pos	NOC Code	Marks		Race Points
				Finish		
1	CAMPBELL Andrew	S	USA	1		1
2	del SOLAR Matias	S	CHI	2		2
3	FOGLIA COSTA Alejandro	S	URU	3		3
4	ALSOGARAY Julio	S	ARG	4		4
5	SCHEIDT Robert	S	BRA	5		5
6	LEIGH Mike	S	CAN	6		6
7	WRIGHT Brett	S	BER	7		7
8	OLCESE Luis Alberto	S	PER	8		8
9	BARROWS Thomas	S	ISV	9		9
10	AGUAYO SALADIN Raul	S	DOM	10		10
11	RUIZ Jose Miguel	S	VEN	11		11
12	MORÁN SILVA Gabriel	S	ECU	12		12

Other information:

Course:	Trapezoid Outer
Temperature:	15 C
Humidity:	58%
Conditions:	Cloudy

Note:

- (1) A dash in a mark rounding column indicates that the boat's position was not recorded at that mark.
(2) Times shown under NOC are times behind the leader.

Legend:

S Skipper



Marina da Gloria
Marina da Gloria
Marina da Glória

25 JUL 2007

Sailing
Vela / Vela

Laser - Men's One Person Dinghy
Laser / Laser

Race 5
Recata 5 / Regata 5

Individual Race Results with Mark Rounding

Resultados Carreras Individuales redondear el puntaje / Resultados Corrida Individual Arredondamento da Pontuação

	Marks	
	Start	Finish
Wind Direction:	210	210
Wind Speed(kts):	4	4
Elapsed time of first boat:		

Rank	Name	Pos	NOC Code	Marks	Race Points
				Finish	
1	ALSOGARAY Julio	S	ARG	1	1
2	SCHEIDT Robert	S	BRA	2	2
3	CAMPBELL Andrew	S	USA	3	3
4	LEIGH Mike	S	CAN	4	4
5	OLCESE Luis Alberto	S	PER	5	5
6	FOGLIA COSTA Alejandro	S	URU	6	6
7	BARROWS Thomas	S	ISV	7	7
8	RUIZ Jose Miguel	S	VEN	8	8
9	WRIGHT Brett	S	BER	9	9
10	AGUAYO SALADIN Raul	S	DOM	10	10
11	MORÁN SILVA Gabriel	S	ECU	11	11
-	del SOLAR Matias	S	CHI	12	13 DNF

Other information:

Course:	Trapezoid Outer
Temperature:	19 C
Humidity:	97%
Conditions:	Partly cloudy

Note:

- (1) A dash in a mark rounding column indicates that the boat's position was not recorded at that mark.
(2) Times shown under NOC are times behind the leader.

Legend:

DNF Did not finish **S** Skipper

Individual Race Results with Mark Rounding

Resultados Carreras Individuales redondear el puntaje / Resultados Corrida Individual Arredondamento da Pontuação

	Marks	
	Start	Finish
Wind Direction:	220	220
Wind Speed(kts):	14	14
Elapsed time of first boat:		

Rank	Name	Pos	NOC Code	Marks		Race Points
				Finish		
1	CAMPBELL Andrew	S	USA	1		1
2	LEIGH Mike	S	CAN	2		2
3	SCHEIDT Robert	S	BRA	3		3
4	del SOLAR Matias	S	CHI	4		4
5	AGUAYO SALADIN Raul	S	DOM	5		5
6	RUIZ Jose Miguel	S	VEN	6		6
7	FOGLIA COSTA Alejandro	S	URU	7		7
8	OLCESE Luis Alberto	S	PER	8		8
9	BARROWS Thomas	S	ISV	9		9
10	MORÁN SILVA Gabriel	S	ECU	10		10
11	ALSOGARAY Julio	S	ARG	11		11
12	WRIGHT Brett	S	BER	12		12

Other information:

Course:	Trapezoid Outer
Temperature:	19 C
Humidity:	97%
Conditions:	Partly cloudy

Note:

- (1) A dash in a mark rounding column indicates that the boat's position was not recorded at that mark.
(2) Times shown under NOC are times behind the leader.

Legend:

S Skipper

Individual Race Results with Mark Rounding

Resultados Carreras Individuales redondear el puntaje / Resultados Corrida Individual Arredondamento da Pontuação

	Marks	
	Start	Finish
Wind Direction:	180	180
Wind Speed(kts):	6	6
Elapsed time of first boat:		

Rank	Name	Pos	NOC Code	Marks		Race Points
				Finish		
1	ALSOGARAY Julio	S	ARG	1		1
2	CAMPBELL Andrew	S	USA	2		2
3	SCHEIDT Robert	S	BRA	3		3
4	FOGLIA COSTA Alejandro	S	URU	4		4
5	BARROWS Thomas	S	ISV	5		5
6	LEIGH Mike	S	CAN	6		6
7	del SOLAR Matias	S	CHI	7		7
8	OLCESE Luis Alberto	S	PER	8		8
9	RUIZ Jose Miguel	S	VEN	9		9
10	WRIGHT Brett	S	BER	10		10
11	AGUAYO SALADIN Raul	S	DOM	11		11
-	MORÁN SILVA Gabriel	S	ECU	12		13 DNF

Other information:

Course:	Trapezoid Outer
Temperature:	18 C
Humidity:	59%
Conditions:	Unstable

Note:

- (1) A dash in a mark rounding column indicates that the boat's position was not recorded at that mark.
(2) Times shown under NOC are times behind the leader.

Legend:

DNF Did not finish

S Skipper

Individual Race Results with Mark Rounding

Resultados Carreras Individuales redondear el puntaje / Resultados Corrida Individual Arredondamento da Pontuação

	Marks	
	Start	Finish
Wind Direction:	180	180
Wind Speed(kts):	8	8
Elapsed time of first boat:		

Rank	Name	Pos	NOC Code	Marks		Race Points
				Finish		
1	ALSOGARAY Julio	S	ARG	1		1
2	del SOLAR Matias	S	CHI	2		2
3	LEIGH Mike	S	CAN	3		3
4	SCHEIDT Robert	S	BRA	4		4
5	CAMPBELL Andrew	S	USA	5		5
6	OLCESE Luis Alberto	S	PER	7		6
7	BARROWS Thomas	S	ISV	8		7
8	AGUAYO SALADIN Raul	S	DOM	9		8
9	WRIGHT Brett	S	BER	10		9
10	MORÁN SILVA Gabriel	S	ECU	11		10
11	RUIZ Jose Miguel	S	VEN	12		11
-	FOGLIA COSTA Alejandro	S	URU	6		13 DSQ

Other information:

Course:	Trapezoid Inner
Temperature:	19 C
Humidity:	78%
Conditions:	Mostly cloudy

Note:

- (1) A dash in a mark rounding column indicates that the boat's position was not recorded at that mark.
(2) Times shown under NOC are times behind the leader.

Legend:

DSQ Disqualification

S Skipper

Individual Race Results with Mark Rounding

Resultados Carreras Individuales redondear el puntaje / Resultados Corrida Individual Arredondamento da Pontuação

	Marks	
	Start	Finish
Wind Direction:	215	215
Wind Speed(kts):	11	11
Elapsed time of first boat:		

Rank	Name	Pos	NOC Code	Marks		Race Points
				Finish		
1	CAMPBELL Andrew	S	USA	1		1
2	AGUAYO SALADIN Raul	S	DOM	2		2
3	SCHEIDT Robert	S	BRA	3		3
4	del SOLAR Matias	S	CHI	4		4
5	FOGLIA COSTA Alejandro	S	URU	5		5
6	LEIGH Mike	S	CAN	6		6
7	ALSOGARAY Julio	S	ARG	7		7
8	BARROWS Thomas	S	ISV	8		8
9	OLCESE Luis Alberto	S	PER	9		9
10	MORÁN SILVA Gabriel	S	ECU	10		10
11	RUIZ Jose Miguel	S	VEN	11		11
12	WRIGHT Brett	S	BER	12		12

Other information:

Course:	Trapezoid Inner
Temperature:	19 C
Humidity:	78%
Conditions:	Mostly cloudy

Note:

- (1) A dash in a mark rounding column indicates that the boat's position was not recorded at that mark.
(2) Times shown under NOC are times behind the leader.

Legend:

S Skipper

Individual Race Results with Mark Rounding

Resultados Carreras Individuales redondear el puntaje / Resultados Corrida Individual Arredondamento da Pontuação

	Marks	
	Start	Finish
Wind Direction:	260	260
Wind Speed(kts):	14	14
Elapsed time of first boat:		

Rank	Name	Pos	NOC Code	Marks		Race Points
				Finish		
1	SCHEIDT Robert	S	BRA	1		2
2	CAMPBELL Andrew	S	USA	2		4
3	del SOLAR Matias	S	CHI	3		6
4	ALSOGARAY Julio	S	ARG	4		8
5	LEIGH Mike	S	CAN	5		10

Other information:

Course:	Windward/Leeward finishing Leeward
Temperature:	17 C
Humidity:	70%
Conditions:	Rain

Note:

- (1) A dash in a mark rounding column indicates that the boat's position was not recorded at that mark.
(2) Times shown under NOC are times behind the leader.

Legend:

S Skipper

Individual Race Results with Mark Rounding

Resultados Carreras Individuales redondear el puntaje / Resultados Corrida Individual Arredondamento da Pontuação

	Marks	
	Start	Finish
Wind Direction:	225	225
Wind Speed(kts):	13	13
Elapsed time of first boat:		

Rank	Name	Pos	NOC Code	Marks		Race Points
				Finish		
1	WINICKI Ricardo	S	BRA	1		1
2	PLAVSIC Zac	S	CAN	2		2
3	REUTEMANN Mariano	S	ARG	3		3
4	MIER Y TERAN David	S	MEX	4		4
5	FLORES Carlos	S	VEN	5		5
6	BARGER Benjamin	S	USA	6		6
7	MARMOL Camilo	S	COL	7		7
8	TORRES Alejandro	S	CUB	8		8
9	COMPTON Michael	S	ISV	9		9

Other information:

Course:	Windward/Leeward finishing Leeward
Temperature:	15 C
Humidity:	58%
Conditions:	Cloudy

Note:

- (1) A dash in a mark rounding column indicates that the boat's position was not recorded at that mark.
(2) Times shown under NOC are times behind the leader.

Legend:

S Skipper

Individual Race Results with Mark Rounding

Resultados Carreras Individuales redondear el puntaje / Resultados Corrida Individual Arredondamento da Pontuação

	Marks	
	Start	Finish
Wind Direction:	240	240
Wind Speed(kts):	10	10
Elapsed time of first boat:		

Rank	Name	Pos	NOC Code	Marks		Race Points
				Finish		
1	REUTEMANN Mariano	S	ARG	1		1
2	WINICKI Ricardo	S	BRA	2		2
3	MIER Y TERAN David	S	MEX	3		3
4	BARGER Benjamin	S	USA	4		4
5	PLAVSIC Zac	S	CAN	5		5
6	FLORES Carlos	S	VEN	6		6
7	TORRES Alejandro	S	CUB	7		7
8	MARMOL Camilo	S	COL	8		8
-	COMPTON Michael	S	ISV	9		10 DNF

Other information:

Course:	Windward/Leeward finishing Leeward
Temperature:	15 C
Humidity:	58%
Conditions:	Cloudy

Note:

- (1) A dash in a mark rounding column indicates that the boat's position was not recorded at that mark.
(2) Times shown under NOC are times behind the leader.

Legend:

DNF Did not finish **S** Skipper

Individual Race Results with Mark Rounding

Resultados Carreras Individuales redondear el puntaje / Resultados Corrida Individual Arredondamento da Pontuação

	Marks	
	Start	Finish
Wind Direction:	220	220
Wind Speed(kts):	8	8
Elapsed time of first boat:		

Rank	Name	Pos	NOC Code	Marks		Race Points
				Finish		
1	WINICKI Ricardo	S	BRA	1		1
2	MIER Y TERAN David	S	MEX	2		2
3	REUTEMANN Mariano	S	ARG	3		3
4	PLAVSIC Zac	S	CAN	4		4
5	FLORES Carlos	S	VEN	5		5
6	BARGER Benjamin	S	USA	6		6
7	TORRES Alejandro	S	CUB	7		7
8	MARMOL Camilo	S	COL	8		8
9	COMPTON Michael	S	ISV	9		9

Other information:

Course:	Windward/Leeward finishing Leeward
Temperature:	19 C
Humidity:	97%
Conditions:	Partly cloudy

Note:

- (1) A dash in a mark rounding column indicates that the boat's position was not recorded at that mark.
(2) Times shown under NOC are times behind the leader.

Legend:

S Skipper

Individual Race Results with Mark Rounding

Resultados Carreras Individuales redondear el puntaje / Resultados Corrida Individual Arredondamento da Pontuação

	Marks	
	Start	Finish
Wind Direction:	230	230
Wind Speed(kts):	11	11
Elapsed time of first boat:		

Rank	Name	Pos	NOC Code	Marks		Race Points
				Finish		
1	PLAVSIC Zac	S	CAN	1		1
2	WINICKI Ricardo	S	BRA	2		2
3	REUTEMANN Mariano	S	ARG	3		3
4	BARGER Benjamin	S	USA	4		4
5	FLORES Carlos	S	VEN	5		5
6	MIER Y TERAN David	S	MEX	6		6
7	TORRES Alejandro	S	CUB	7		7
8	COMPTON Michael	S	ISV	8		8
9	MARMOL Camilo	S	COL	9		9

Other information:

Course:	Windward/Leeward finishing Leeward
Temperature:	19 C
Humidity:	97%
Conditions:	Partly cloudy

Note:

- (1) A dash in a mark rounding column indicates that the boat's position was not recorded at that mark.
(2) Times shown under NOC are times behind the leader.

Legend:

S Skipper

Individual Race Results with Mark Rounding

Resultados Carreras Individuales redondear el puntaje / Resultados Corrida Individual Arredondamento da Pontuação

	Marks	
	Start	Finish
Wind Direction:	175	175
Wind Speed(kts):	7	7
Elapsed time of first boat:		

Rank	Name	Pos	NOC Code	Marks		Race Points
				Finish		
1	WINICKI Ricardo	S	BRA	1		1
2	TORRES Alejandro	S	CUB	2		2
3	PLAVSIC Zac	S	CAN	3		3
4	MIER Y TERAN David	S	MEX	4		4
5	REUTEMANN Mariano	S	ARG	5		5
6	BARGER Benjamin	S	USA	6		6
7	FLORES Carlos	S	VEN	7		7
8	MARMOL Camilo	S	COL	8		8
9	COMPTON Michael	S	ISV	9		9

Other information:

Course:	Windward/Leeward finishing Leeward
Temperature:	18 C
Humidity:	59%
Conditions:	Unstable

Note:

- (1) A dash in a mark rounding column indicates that the boat's position was not recorded at that mark.
(2) Times shown under NOC are times behind the leader.

Legend:

S Skipper

Individual Race Results with Mark Rounding

Resultados Carreras Individuales redondear el puntaje / Resultados Corrida Individual Arredondamento da Pontuação

	Marks	
	Start	Finish
Wind Direction:	180	180
Wind Speed(kts):	6	6
Elapsed time of first boat:		

Rank	Name	Pos	NOC Code	Marks		Race Points
				Finish		
1	MIER Y TERAN David	S	MEX	1		1
2	REUTEMANN Mariano	S	ARG	2		2
3	WINICKI Ricardo	S	BRA	3		3
4	PLAVSIC Zac	S	CAN	4		4
5	TORRES Alejandro	S	CUB	5		5
6	BARGER Benjamin	S	USA	6		6
7	FLORES Carlos	S	VEN	7		7
8	MARMOL Camilo	S	COL	8		8
9	COMPTON Michael	S	ISV	9		9

Other information:

Course:	Windward/Leeward finishing Windward
Temperature:	18 C
Humidity:	59%
Conditions:	Unstable

Note:

- (1) A dash in a mark rounding column indicates that the boat's position was not recorded at that mark.
(2) Times shown under NOC are times behind the leader.

Legend:

S Skipper

Individual Race Results with Mark Rounding

Resultados Carreras Individuales redondear el puntaje / Resultados Corrida Individual Arredondamento da Pontuação

	Marks	
	Start	Finish
Wind Direction:	180	180
Wind Speed(kts):	8	8
Elapsed time of first boat:		

Rank	Name	Pos	NOC Code	Marks		Race Points
				Finish		
1	MIER Y TERAN David	S	MEX	1		1
2	WINICKI Ricardo	S	BRA	2		2
3	REUTEMANN Mariano	S	ARG	3		3
4	BARGER Benjamin	S	USA	4		4
5	FLORES Carlos	S	VEN	5		5
6	TORRES Alejandro	S	CUB	6		6
7	PLAVSIC Zac	S	CAN	7		7
8	COMPTON Michael	S	ISV	8		8
9	MARMOL Camilo	S	COL	9		9

Other information:

Course:	Trapezoid Outer
Temperature:	19 C
Humidity:	78%
Conditions:	Mostly cloudy

Note:

- (1) A dash in a mark rounding column indicates that the boat's position was not recorded at that mark.
(2) Times shown under NOC are times behind the leader.

Legend:

S Skipper

Individual Race Results with Mark Rounding

Resultados Carreras Individuales redondear el puntaje / Resultados Corrida Individual Arredondamento da Pontuação

	Marks	
	Start	Finish
Wind Direction:	215	215
Wind Speed(kts):	11	11
Elapsed time of first boat:		

Rank	Name	Pos	NOC Code	Marks		Race Points
				Finish		
1	MIER Y TERAN David	S	MEX	1		1
2	REUTEMANN Mariano	S	ARG	2		2
3	WINICKI Ricardo	S	BRA	3		3
4	FLORES Carlos	S	VEN	4		4
5	BARGER Benjamin	S	USA	5		5
6	PLAVSIC Zac	S	CAN	6		6
7	TORRES Alejandro	S	CUB	7		7
-	MARMOL Camilo	S	COL	9		10 DNF
-	COMPTON Michael	S	ISV	8		10 DNF

Other information:

Course:	Trapezoid Outer
Temperature:	19 C
Humidity:	78%
Conditions:	Mostly cloudy

Note:

- (1) A dash in a mark rounding column indicates that the boat's position was not recorded at that mark.
(2) Times shown under NOC are times behind the leader.

Legend:

DNF Did not finish

S Skipper

Individual Race Results with Mark Rounding

Resultados Carreras Individuales redondear el puntaje / Resultados Corrida Individual Arredondamento da Pontuação

	Marks	
	Start	Finish
Wind Direction:	260	260
Wind Speed(kts):	17	17
Elapsed time of first boat:		

Rank	Name	Pos	NOC Code	Marks	Race Points
				Finish	
1	PLAVSIC Zac	S	CAN	1	2
2	WINICKI Ricardo	S	BRA	2	4
3	REUTEMANN Mariano	S	ARG	3	6
4	BARGER Benjamin	S	USA	4	8
5	MIER Y TERAN David	S	MEX	5	10

Other information:

Course:	Windward/Leeward finishing Leeward
Temperature:	17 C
Humidity:	70%
Conditions:	Rain

Note:

- (1) A dash in a mark rounding column indicates that the boat's position was not recorded at that mark.
(2) Times shown under NOC are times behind the leader.

Legend:

S Skipper

Individual Race Results with Mark Rounding

Resultados Carreras Individuales redondear el puntaje / Resultados Corrida Individual Arredondamento da Pontuação

	Marks	
	Start	Finish
Wind Direction:	240	240
Wind Speed(kts):	18	18
Elapsed time of first boat:		

Rank	Name	Pos	NOC Code	Marks		Race Points
				Finish		
1	CORDERO Eduardo	S	VEN	1		1
2	FOERSTER Paul	S	USA	2		2
3	LOWBEER Bernardo	S	BRA	3		3
4	QUINTERO Andrey	S	COL	4		4
5	DELGADO Juan Jose	S	GUA	5		5
6	ZIMMERMANN Alexander	S	PER	6		6
7	MERA Sebastian	S	DOM	7		7
8	SMITH Malcolm	S	BER	8		8
9	JOHANSSON Oskar	S	CAN	9		9
10	STANTON Peter	S	ISV	10		10
11	LOWE Jimmie	S	BAH	11		11

Other information:

Course:	Trapezoid Outer
Temperature:	15 C
Humidity:	58%
Conditions:	Cloudy

Note:

- (1) A dash in a mark rounding column indicates that the boat's position was not recorded at that mark.
(2) Times shown under NOC are times behind the leader.

Legend:

S Skipper

Individual Race Results with Mark Rounding

Resultados Carreras Individuales redondear el puntaje / Resultados Corrida Individual Arredondamento da Pontuação

	Marks	
	Start	Finish
Wind Direction:	230	230
Wind Speed(kts):	18	18
Elapsed time of first boat:		

Rank	Name	Pos	NOC Code	Marks		Race Points
				Finish		
1	LOWBEER Bernardo	S	BRA	1		1
2	CORDERO Eduardo	S	VEN	2		2
3	MERA Sebastian	S	DOM	3		3
4	SMITH Malcolm	S	BER	4		4
5	STANTON Peter	S	ISV	5		5
6	DELGADO Juan Jose	S	GUA	6		6
7	FOERSTER Paul	S	USA	7		7
8	QUINTERO Andrey	S	COL	8		8
9	JOHANSSON Oskar	S	CAN	9		9
10	ZIMMERMANN Alexander	S	PER	10		10
11	LOWE Jimmie	S	BAH	11		11

Other information:

Course:	Trapezoid Outer
Temperature:	15 C
Humidity:	58%
Conditions:	Cloudy

Note:

- (1) A dash in a mark rounding column indicates that the boat's position was not recorded at that mark.
(2) Times shown under NOC are times behind the leader.

Legend:

S Skipper

Individual Race Results with Mark Rounding

Resultados Carreras Individuales redondear el puntaje / Resultados Corrida Individual Arredondamento da Pontuação

	Marks	
	Start	Finish
Wind Direction:	210	210
Wind Speed(kts):	3	3
Elapsed time of first boat:		

Rank	Name	Pos	NOC Code	Marks		Race Points
				Finish		
1	ZIMMERMANN Alexander	S	PER	1		1
2	DELGADO Juan Jose	S	GUA	2		2
3	CORDERO Eduardo	S	VEN	3		3
4	FOERSTER Paul	S	USA	4		4
5	SMITH Malcolm	S	BER	5		5
6	MERA Sebastian	S	DOM	6		6
7	QUINTERO Andrey	S	COL	7		7
8	STANTON Peter	S	ISV	8		8
9	LOWE Jimmie	S	BAH	9		9
10	JOHANSSON Oskar	S	CAN	10		10
-	LOWBEER Bernardo	S	BRA	11		12 DNF

Other information:

Course:	Trapezoid Outer
Temperature:	19 C
Humidity:	97%
Conditions:	Partly cloudy

Note:

- (1) A dash in a mark rounding column indicates that the boat's position was not recorded at that mark.
(2) Times shown under NOC are times behind the leader.

Legend:

DNF Did not finish

S Skipper

Individual Race Results with Mark Rounding

Resultados Carreras Individuales redondear el puntaje / Resultados Corrida Individual Arredondamento da Pontuação

	Marks	
	Start	Finish
Wind Direction:	220	220
Wind Speed(kts):	12	12
Elapsed time of first boat:		

Rank	Name	Pos	NOC Code	Marks		Race Points
				Finish		
1	STANTON Peter	S	ISV	1		1
2	CORDERO Eduardo	S	VEN	2		2
3	SMITH Malcolm	S	BER	3		3
4	JOHANSSON Oskar	S	CAN	4		4
5	ZIMMERMANN Alexander	S	PER	5		5
6	DELGADO Juan Jose	S	GUA	6		6
7	LOWBEER Bernardo	S	BRA	7		7
8	FOERSTER Paul	S	USA	8		8
9	MERA Sebastian	S	DOM	9		9
10	QUINTERO Andrey	S	COL	10		10
11	LOWE Jimmie	S	BAH	11		11

Other information:

Course:	Trapezoid Outer
Temperature:	19 C
Humidity:	97%
Conditions:	Partly cloudy

Note:

- (1) A dash in a mark rounding column indicates that the boat's position was not recorded at that mark.
(2) Times shown under NOC are times behind the leader.

Legend:

S Skipper

Individual Race Results with Mark Rounding

Resultados Carreras Individuales redondear el puntaje / Resultados Corrida Individual Arredondamento da Pontuação

	Marks	
	Start	Finish
Wind Direction:	180	180
Wind Speed(kts):	6	6
Elapsed time of first boat:		

Rank	Name	Pos	NOC Code	Marks		Race Points
				Finish		
1	ZIMMERMANN Alexander	S	PER	1		1
2	CORDERO Eduardo	S	VEN	2		2
3	FOERSTER Paul	S	USA	3		3
4	QUINTERO Andrey	S	COL	4		4
5	LOWBEER Bernardo	S	BRA	5		5
6	DELGADO Juan Jose	S	GUA	6		6
7	SMITH Malcolm	S	BER	7		7
8	STANTON Peter	S	ISV	8		8
9	MERA Sebastian	S	DOM	9		9
10	JOHANSSON Oskar	S	CAN	10		10
11	LOWE Jimmie	S	BAH	11		11

Other information:

Course:	Trapezoid Outer
Temperature:	18 C
Humidity:	59%
Conditions:	Unstable

Note:

- (1) A dash in a mark rounding column indicates that the boat's position was not recorded at that mark.
(2) Times shown under NOC are times behind the leader.

Legend:

S Skipper

Individual Race Results with Mark Rounding

Resultados Carreras Individuales redondear el puntaje / Resultados Corrida Individual Arredondamento da Pontuação

	Marks	
	Start	Finish
Wind Direction:	180	180
Wind Speed(kts):	8	8
Elapsed time of first boat:		

Rank	Name	Pos	NOC Code	Marks		Race Points
				Finish		
1	CORDERO Eduardo	S	VEN	1		1
2	STANTON Peter	S	ISV	2		2
3	SMITH Malcolm	S	BER	3		3
4	QUINTERO Andrey	S	COL	4		4
5	FOERSTER Paul	S	USA	5		5
6	ZIMMERMANN Alexander	S	PER	6		6
7	JOHANSSON Oskar	S	CAN	7		7
8	MERA Sebastian	S	DOM	8		8
9	LOWE Jimmie	S	BAH	9		9
10	LOWBEER Bernardo	S	BRA	10		10
11	DELGADO Juan Jose	S	GUA	11		11

Other information:

Course:	Trapezoid Inner
Temperature:	19 C
Humidity:	78%
Conditions:	Mostly cloudy

Note:

- (1) A dash in a mark rounding column indicates that the boat's position was not recorded at that mark.
(2) Times shown under NOC are times behind the leader.

Legend:

S Skipper

Individual Race Results with Mark Rounding

Resultados Carreras Individuales redondear el puntaje / Resultados Corrida Individual Arredondamento da Pontuação

	Marks	
	Start	Finish
Wind Direction:	215	215
Wind Speed(kts):	11	11
Elapsed time of first boat:		

Rank	Name	Pos	NOC Code	Marks		Race Points
				Finish		
1	ZIMMERMANN Alexander	S	PER	1		1
2	FOERSTER Paul	S	USA	2		2
3	CORDERO Eduardo	S	VEN	3		3
4	DELGADO Juan Jose	S	GUA	4		4
5	STANTON Peter	S	ISV	5		5
6	MERA Sebastian	S	DOM	6		6
7	SMITH Malcolm	S	BER	7		7
8	LOWBEER Bernardo	S	BRA	8		8
9	QUINTERO Andrey	S	COL	9		9
10	LOWE Jimmie	S	BAH	10		10
11	JOHANSSON Oskar	S	CAN	11		11

Other information:

Course:	Trapezoid Inner
Temperature:	19 C
Humidity:	78%
Conditions:	Mostly cloudy

Note:

- (1) A dash in a mark rounding column indicates that the boat's position was not recorded at that mark.
(2) Times shown under NOC are times behind the leader.

Legend:

S Skipper

Individual Race Results with Mark Rounding

Resultados Carreras Individuales redondear el puntaje / Resultados Corrida Individual Arredondamento da Pontuação

	Marks	
	Start	Finish
Wind Direction:	240	240
Wind Speed(kts):	13	13
Elapsed time of first boat:		

Rank	Name	Pos	NOC Code	Marks	Race Points
				Finish	
1	PARADEDA Alexandre AMARAL Pedro	S C1	BRA	1	1
2	MARCATELLI Adrian Oscar BONAVENTURA Francisco	S C1	ARG	2	2
3	MURRIETA Jorge Xavier AKLE CARRANZA Andres	S C1	MEX	3	3
4	DEFAZIO Pablo MEDICI Eduardo	S C1	URU	4	4
5	PONCELL VICH Antonio VALDIVIESO Nicolas	S C1	CHI	5	5
6	LEYVA Michel MARTINEZ Darien	S C1	CUB	6	6
7	DIAZ Augie SMITH Tracy Nan	S C1	USA	7	7
8	DUNKLEY Robert LOWE Lori	S C1	BAH	8	8
9	DICKINSON Stephen ROMAN Leatrice	S C1	BER	9	9
10	NOAKES Craig MARSHALL Heather	S C1	CAN	10	10
11	SCHAUMAN Carlos SCHAUMAN Jorge	S C1	PAR	11	11

Other information:

Course:	Windward/Leeward finishing Leeward
Temperature:	15 C
Humidity:	58%
Conditions:	Cloudy

Note:

- (1) A dash in a mark rounding column indicates that the boat's position was not recorded at that mark.
(2) Times shown under NOC are times behind the leader.

Legend:

C1 Crew 1 **S** Skipper

Individual Race Results with Mark Rounding

Resultados Carreras Individuales redondear el puntaje / Resultados Corrida Individual Arredondamento da Pontuação

	Marks	
	Start	Finish
Wind Direction:	245	245
Wind Speed(kts):	15	15
Elapsed time of first boat:		

Rank	Name	Pos	NOC Code	Marks		Race Points
				Finish		
1	PARADEDA Alexandre AMARAL Pedro	S C1	BRA	1		1
2	DEFAZIO Pablo MEDICI Eduardo	S C1	URU	2		2
3	PONCELL VICH Antonio VALDIVIESO Nicolas	S C1	CHI	3		3
4	MURRIETA Jorge Xavier AKLE CARRANZA Andres	S C1	MEX	4		4
5	DIAZ Augie SMITH Tracy Nan	S C1	USA	5		5
6	MARCATELLI Adrian Oscar BONAVENTURA Francisco	S C1	ARG	6		6
7	LEYVA Michel MARTINEZ Darien	S C1	CUB	7		7
8	DICKINSON Stephen ROMAN Leatrice	S C1	BER	8		8
9	DUNKLEY Robert LOWE Lori	S C1	BAH	9		9
10	SCHAUMAN Carlos SCHAUMAN Jorge	S C1	PAR	10		10
11	NOAKES Craig MARSHALL Heather	S C1	CAN	11		11

Other information:

Course:	Windward/Leeward finishing Leeward
Temperature:	15 C
Humidity:	58%
Conditions:	Cloudy

Note:

- (1) A dash in a mark rounding column indicates that the boat's position was not recorded at that mark.
(2) Times shown under NOC are times behind the leader.

Legend:

C1 Crew 1 S Skipper

Individual Race Results with Mark Rounding

Resultados Carreras Individuales redondear el puntaje / Resultados Corrida Individual Arredondamento da Pontuação

	Marks	
	Start	Finish
Wind Direction:	205	200
Wind Speed(kts):	10	7
Elapsed time of first boat:		

Rank	Name	Pos	NOC Code	Marks		Race Points
				Finish		
1	MURRIETA Jorge Xavier AKLE CARRANZA Andres	S C1	MEX	1		1
2	DEFAZIO Pablo MEDICI Eduardo	S C1	URU	2		2
3	DIAZ Augie SMITH Tracy Nan	S C1	USA	3		3
4	PARADEDA Alexandre AMARAL Pedro	S C1	BRA	4		4
5	LEYVA Michel MARTINEZ Darien	S C1	CUB	5		5
6	PONCELL VICH Antonio VALDIVIESO Nicolas	S C1	CHI	6		6
7	DICKINSON Stephen ROMAN Leatrice	S C1	BER	7		7
8	NOAKES Craig MARSHALL Heather	S C1	CAN	8		8
9	DUNKLEY Robert LOWE Lori	S C1	BAH	9		9
10	MARCATELLI Adrian Oscar BONAVENTURA Francisco	S C1	ARG	10		10
11	SCHAUMAN Carlos SCHAUMAN Jorge	S C1	PAR	11		11

Other information:

Course:	Windward/Leeward finishing Leeward
Temperature:	19 C
Humidity:	97%
Conditions:	Partly cloudy

Note:

- (1) A dash in a mark rounding column indicates that the boat's position was not recorded at that mark.
(2) Times shown under NOC are times behind the leader.

Legend:

C1 Crew 1 S Skipper

Individual Race Results with Mark Rounding

Resultados Carreras Individuales redondear el puntaje / Resultados Corrida Individual Arredondamento da Pontuação

			Marks	
			Start	Finish
Wind Direction:	185	185		
Wind Speed(kts):	8	8		
Elapsed time of first boat:				

Rank	Name	Pos	NOC Code	Marks		Race Points
				Finish		
1	DIAZ Augie SMITH Tracy Nan	S C1	USA	1		1
2	DEFAZIO Pablo MEDICI Eduardo	S C1	URU	2		2
3	MURRIETA Jorge Xavier AKLE CARRANZA Andres	S C1	MEX	3		3
4	PONCELL VICH Antonio VALDIVIESO Nicolas	S C1	CHI	4		4
5	MARCATELLI Adrian Oscar BONAVENTURA Francisco	S C1	ARG	5		5
6	PARADEDA Alexandre AMARAL Pedro	S C1	BRA	6		6
7	DICKINSON Stephen ROMAN Leatrice	S C1	BER	7		7
8	DUNKLEY Robert LOWE Lori	S C1	BAH	8		8
9	LEYVA Michel MARTINEZ Darien	S C1	CUB	9		9
10	NOAKES Craig MARSHALL Heather	S C1	CAN	10		10
11	SCHAUMAN Carlos SCHAUMAN Jorge	S C1	PAR	11		11

Other information:

Course:	Windward/Leeward finishing Windward
Temperature:	18 C
Humidity:	59%
Conditions:	Unstable

Note:

- (1) A dash in a mark rounding column indicates that the boat's position was not recorded at that mark.
(2) Times shown under NOC are times behind the leader.

Legend:

C1 Crew 1 S Skipper

Individual Race Results with Mark Rounding

Resultados Carreras Individuales redondear el puntaje / Resultados Corrida Individual Arredondamento da Pontuação

			Marks	
			Start	Finish
Wind Direction:	185	185		
Wind Speed(kts):	9	9		
Elapsed time of first boat:				

Rank	Name	Pos	NOC Code	Marks		Race Points
				Finish		
1	MARCATELLI Adrian Oscar BONAVENTURA Francisco	S C1	ARG	1		1
2	DEFAZIO Pablo MEDICI Eduardo	S C1	URU	2		2
3	PARADEDA Alexandre AMARAL Pedro	S C1	BRA	3		3
4	DIAZ Augie SMITH Tracy Nan	S C1	USA	4		4
5	NOAKES Craig MARSHALL Heather	S C1	CAN	5		5
6	LEYVA Michel MARTINEZ Darien	S C1	CUB	6		6
7	PONCELL VICH Antonio VALDIVIESO Nicolas	S C1	CHI	7		7
8	DUNKLEY Robert LOWE Lori	S C1	BAH	8		8
9	DICKINSON Stephen ROMAN Leatrice	S C1	BER	9		9
10	MURRIETA Jorge Xavier AKLE CARRANZA Andres	S C1	MEX	10		10
11	SCHAUMAN Carlos SCHAUMAN Jorge	S C1	PAR	11		11

Other information:

Course:	Windward/Leeward finishing Leeward
Temperature:	19 C
Humidity:	78%
Conditions:	Mostly cloudy

Note:

- (1) A dash in a mark rounding column indicates that the boat's position was not recorded at that mark.
(2) Times shown under NOC are times behind the leader.

Legend:

C1 Crew 1 **S** Skipper

Individual Race Results with Mark Rounding

Resultados Carreras Individuales redondear el puntaje / Resultados Corrida Individual Arredondamento da Pontuação

	Marks	
	Start	Finish
Wind Direction:	245	245
Wind Speed(kts):	15	15
Elapsed time of first boat:		

Rank	Name	Pos	NOC Code	Marks	
				Finish	Race Points
1	FIGUEROA SUAREZ Enrique MALATRASI ALEGRIA Carla	S C1	PUR	1	1
2	MAEGLI Juan Ignacio GUIROLA Cristina	S C1	GUA	2	2
3	CENDRA Gonzalo SABA Yamil	S C1	VEN	4	3
4	CABILDO QUIROZ Javier REAL LOPEZ Katia Dennise	S C1	MEX	5	4
5	MERRICK Bob CLEVELAND Eliza	S C1	USA	6	5
6	JACKSON Terry SCHREIBER Chris	S C1	ISV	7	6
7	STITTLE Kevin McNEILL Erin	S C1	CAN	8	7
-	ARNDT Bernardo OLIVEIRA Bruno	S C1	BRA	3	9 DSQ

Other information:

Course:	Windward/Leeward finishing Leeward
Temperature:	15 C
Humidity:	58%
Conditions:	Cloudy

Note:

- (1) A dash in a mark rounding column indicates that the boat's position was not recorded at that mark.
(2) Times shown under NOC are times behind the leader.

Legend:

C1 Crew 1 DSQ Disqualification S Skipper

Individual Race Results with Mark Rounding

Resultados Carreras Individuales redondear el puntaje / Resultados Corrida Individual Arredondamento da Pontuação

	Marks	
	Start	Finish
Wind Direction:	250	250
Wind Speed(kts):	11	11
Elapsed time of first boat:		

Rank	Name	Pos	NOC Code	Marks		Race Points
				Finish		
1	MAEGLI Juan Ignacio GUIROLA Cristina	S C1	GUA	2		1
2	CENDRA Gonzalo SABA Yamil	S C1	VEN	3		2
3	CABILDO QUIROZ Javier REAL LOPEZ Katia Dennise	S C1	MEX	4		3
4	STITTLE Kevin McNEILL Erin	S C1	CAN	5		4
5	FIGUEROA SUAREZ Enrique MALATRASI ALEGRIA Carla	S C1	PUR	6		5
6	MERRICK Bob CLEVELAND Eliza	S C1	USA	7		6
7	JACKSON Terry SCHREIBER Chris	S C1	ISV	8		7
-	ARNDT Bernardo OLIVEIRA Bruno	S C1	BRA	1		9 DSQ

Other information:

Course:	Windward/Leeward finishing Leeward
Temperature:	15 C
Humidity:	58%
Conditions:	Cloudy

Note:

- (1) A dash in a mark rounding column indicates that the boat's position was not recorded at that mark.
- (2) Times shown under NOC are times behind the leader.

Legend:

C1 Crew 1

DSQ Disqualification

S Skipper

Individual Race Results with Mark Rounding

Resultados Carreras Individuales redondear el puntaje / Resultados Corrida Individual Arredondamento da Pontuação

	Marks	
	Start	Finish
Wind Direction:	205	200
Wind Speed(kts):	10	7
Elapsed time of first boat:		

Rank	Name	Pos	NOC Code	Marks		Race Points
				Finish		
1	CENDRA Gonzalo SABA Yamil	S C1	VEN	1		1
2	MERRICK Bob CLEVELAND Eliza	S C1	USA	3		2
3	FIGUEROA SUAREZ Enrique MALATRASI ALEGRIA Carla	S C1	PUR	4		3
4	STITTLE Kevin McNEILL Erin	S C1	CAN	5		4
5	MAEGLI Juan Ignacio GUIROLA Cristina	S C1	GUA	6		5
6	CABILDO QUIROZ Javier REAL LOPEZ Katia Dennise	S C1	MEX	7		6
7	JACKSON Terry SCHREIBER Chris	S C1	ISV	8		7
-	ARNDT Bernardo OLIVEIRA Bruno	S C1	BRA	2		9 DSQ

Other information:

Course:	Windward/Leeward finishing Leeward
Temperature:	19 C
Humidity:	97%
Conditions:	Partly cloudy

Note:

- (1) A dash in a mark rounding column indicates that the boat's position was not recorded at that mark.
 (2) Times shown under NOC are times behind the leader.

Legend:

C1 Crew 1 **DSQ** Disqualification **S** Skipper

Individual Race Results with Mark Rounding

Resultados Carreras Individuales redondear el puntaje / Resultados Corrida Individual Arredondamento da Pontuação

	Marks	
	Start	Finish
Wind Direction:	185	185
Wind Speed(kts):	8	8
Elapsed time of first boat:		

Rank	Name	Pos	NOC Code	Marks		Race Points
				Finish		
1	MERRICK Bob CLEVELAND Eliza	S C1	USA	1		1
2	CENDRA Gonzalo SABA Yamil	S C1	VEN	3		2
3	STITTLE Kevin McNEILL Erin	S C1	CAN	4		3
4	FIGUEROA SUAREZ Enrique MALATRASI ALEGRIA Carla	S C1	PUR	5		4
5	MAEGLI Juan Ignacio GUIROLA Cristina	S C1	GUA	6		5
6	CABILDO QUIROZ Javier REAL LOPEZ Katia Dennise	S C1	MEX	7		6
7	JACKSON Terry SCHREIBER Chris	S C1	ISV	8		7
-	ARNDT Bernardo OLIVEIRA Bruno	S C1	BRA	2		9 DSQ

Other information:

Course:	Windward/Leeward finishing Windward
Temperature:	18 C
Humidity:	59%
Conditions:	Unstable

Note:

- (1) A dash in a mark rounding column indicates that the boat's position was not recorded at that mark.
(2) Times shown under NOC are times behind the leader.

Legend:

C1 Crew 1	DSQ Disqualification	S Skipper
------------------	-----------------------------	------------------

Individual Race Results with Mark Rounding

Resultados Carreras Individuales redondear el puntaje / Resultados Corrida Individual Arredondamento da Pontuação

	Marks	
	Start	Finish
Wind Direction:	180	180
Wind Speed(kts):	8	8
Elapsed time of first boat:		

Rank	Name	Pos	NOC Code	Marks		Race Points
				Finish		
1	FIGUEROA SUAREZ Enrique MALATRASI ALEGRIA Carla	S C1	PUR	2		1
2	MAEGLI Juan Ignacio GUIROLA Cristina	S C1	GUA	3		2
3	CENDRA Gonzalo SABA Yamil	S C1	VEN	4		3
4	CABILDO QUIROZ Javier REAL LOPEZ Katia Dennise	S C1	MEX	5		4
5	MERRICK Bob CLEVELAND Eliza	S C1	USA	6		5
6	STITTLE Kevin McNEILL Erin	S C1	CAN	7		6
7	JACKSON Terry SCHREIBER Chris	S C1	ISV	8		7
-	ARNDT Bernardo OLIVEIRA Bruno	S C1	BRA	1		9 DSQ

Other information:

Course:	Windward/Leeward finishing Leeward
Temperature:	19 C
Humidity:	78%
Conditions:	Mostly cloudy

Note:

- (1) A dash in a mark rounding column indicates that the boat's position was not recorded at that mark.
(2) Times shown under NOC are times behind the leader.

Legend:

C1 Crew 1

DSQ Disqualification

S Skipper

Individual Race Results with Mark Rounding

Resultados Carreras Individuales redondear el puntaje / Resultados Corrida Individual Arredondamento da Pontuação

	Marks	
	Start	Finish
Wind Direction:	240	240
Wind Speed(kts):	13	13
Elapsed time of first boat:		

Rank	Name	Pos	NOC Code	Marks		Race Points
				Finish		
1	OLIVEIRA Mauricio	S	BRA	1		1
	JORDÃO Carlos	C1				
	SILVA Alexandre	C2				
	SANTIAGO Daniel	C3				
2	SILVEIRA Santiago	S	URU	2		2
	RAÑA Sebastian	C1				
	FOGLIA MAFIO Alejandro	C2				
	SHABAN Nicolas	C3				
3	BORRER Dan	S	USA	3		3
	VILARDEBO Nate	C1				
	WILSON Patrick	C2				
	PUTNAM Josh	C3				
4	MILEV Rossi	S	CAN	4		4
	WOLFS Mike	C1				
	GOODYEAR Mark	C2				
	NAIDOO Erwyn	C3				
5	von APPEN Per	S	CHI	5		5
	MALSCH STEEGER Roberto	C1				
	SANCHEZ Juan Esteban	C2				
	LEON BULAT Claudio	C3				
6	RIGONI Alejo	S	ARG	6		6
	PERI BRUSA Sebastian	C1				
	DUARTE ARGERICH Joaquin	C2				
	GONZALEZ Gustavo	C3				
7	ARRIBAS Javier	S	PER	7		7
	VASQUEZ SOLIS German	C1				
	MENDOZA Daniel	C2				
	LAFOSSE Wilfredo	C3				

Other information:

Course:	Windward/Leeward finishing Leeward
Temperature:	15 C
Humidity:	58%
Conditions:	Cloudy

Note:
(1) A dash in a mark rounding column indicates that the boat's position was not recorderd at that mark.
(2) Times shown under NOC are times behind the leader.

Legend:
C1 Crew 1 C2 Crew 2 S Skipper

Individual Race Results with Mark Rounding

Resultados Carreras Individuales redondear el puntaje / Resultados Corrida Individual Arredondamento da Pontuação

	Marks	
	Start	Finish
Wind Direction:	245	245
Wind Speed(kts):	15	15
Elapsed time of first boat:		

Rank	Name	Pos	NOC Code	Marks		Race Points
				Finish		
1	RIGONI Alejo	S	ARG	1		1
	PERI BRUSA Sebastian	C1				
	DUARTE ARGERICH Joaquin	C2				
	GONZALEZ Gustavo	C3				
2	SILVEIRA Santiago	S	URU	2		2
	RAÑA Sebastian	C1				
	FOGLIA MAFIO Alejandro	C2				
	SHABAN Nicolas	C3				
3	MILEV Rossi	S	CAN	3		3
	WOLFS Mike	C1				
	GOODYEAR Mark	C2				
	NAIDOO Erwyn	C3				
4	OLIVEIRA Mauricio	S	BRA	4		4
	JORDÃO Carlos	C1				
	SILVA Alexandre	C2				
	SANTIAGO Daniel	C3				
5	ARRIBAS Javier	S	PER	6		5
	VASQUEZ SOLIS German	C1				
	MENDOZA Daniel	C2				
	LAFOSSE Wilfredo	C3				
6	BORRER Dan	S	USA	7		6
	VILARDEBO Nate	C1				
	WILSON Patrick	C2				
	PUTNAM Josh	C3				

Individual Race Results with Mark Rounding

Resultados Carreras Individuales redondear el puntaje / Resultados Corrida Individual Arredondamento da Pontuação

Rank	Name	Pos	NOC Code	Marks	
				Finish	Race Points
-	von APPEN Per	S	CHI	5	8
	MALSCH STEEGER Roberto	C1			DSQ
	SANCHEZ Juan Esteban	C2			
	LEON BULAT Claudio	C3			

Other information:

Course:	Windward/Leeward finishing Leeward
Temperature:	15 C
Humidity:	58%
Conditions:	Cloudy

Note:

- (1) A dash in a mark rounding column indicates that the boat's position was not recorded at that mark.
(2) Times shown under NOC are times behind the leader.

Legend:

C1 Crew 1	C2 Crew 2	DSQ Disqualification
S Skipper		



Individual Race Results with Mark Rounding

Resultados Carreras Individuales redondear el puntaje / Resultados Corrida Individual Arredondamento da Pontuação

	Marks	
	Start	Finish
Wind Direction:	205	200
Wind Speed(kts):	10	7
Elapsed time of first boat:		

Rank	Name	Pos	NOC Code	Marks	
				Finish	Race Points
1	OLIVEIRA Mauricio	S	BRA	1	1
	JORDÃO Carlos	C1			
	SILVA Alexandre	C2			
	SANTIAGO Daniel	C3			
2	RIGONI Alejo	S	ARG	2	2
	PERI BRUSA Sebastian	C1			
	DUARTE ARGERICH Joaquin	C2			
	GONZALEZ Gustavo	C3			
3	SILVEIRA Santiago	S	URU	3	3
	RAÑA Sebastian	C1			
	FOGLIA MAFIO Alejandro	C2			
	SHABAN Nicolas	C3			
4	MILEV Rossi	S	CAN	4	4
	WOLFS Mike	C1			
	GOODYEAR Mark	C2			
	NAIDOO Erwyn	C3			
5	BORRER Dan	S	USA	5	5
	VILARDEBO Nate	C1			
	WILSON Patrick	C2			
	PUTNAM Josh	C3			
6	von APPEN Per	S	CHI	6	6
	MALSCH STEEGER Roberto	C1			
	SANCHEZ Juan Esteban	C2			
	LEON BULAT Claudio	C3			
7	ARRIBAS Javier	S	PER	7	7
	VASQUEZ SOLIS German	C1			
	MENDOZA Daniel	C2			
	LAFOSSSE Wilfredo	C3			

Other information:

Course:	Windward/Leeward finishing Leeward
Temperature:	19 C
Humidity:	97%
Conditions:	Partly cloudy

Note:

- (1) A dash in a mark rounding column indicates that the boat's position was not recorderd at that mark.
(2) Times shown under NOC are times behind the leader.

Legend:

C1 Crew 1 C2 Crew 2 S Skipper

Individual Race Results with Mark Rounding

Resultados Carreras Individuales redondear el puntaje / Resultados Corrida Individual Arredondamento da Pontuação

	Marks	
	Start	Finish
Wind Direction:	185	185
Wind Speed(kts):	8	8
Elapsed time of first boat:		

Rank	Name	Pos	NOC Code	Marks		Race Points
				Finish		
1	OLIVEIRA Mauricio	S	BRA	2		1
	JORDÃO Carlos	C1				
	SILVA Alexandre	C2				
	SANTIAGO Daniel	C3				
2	BORRER Dan	S	USA	3		2
	VILARDEBO Nate	C1				
	WILSON Patrick	C2				
	PUTNAM Josh	C3				
3	MILEV Rossi	S	CAN	4		3
	WOLFS Mike	C1				
	GOODYEAR Mark	C2				
	NAIDOO Erwyn	C3				
4	RIGONI Alejo	S	ARG	5		4
	PERI BRUSA Sebastian	C1				
	DUARTE ARGERICH Joaquin	C2				
	GONZALEZ Gustavo	C3				
5	von APPEN Per	S	CHI	7		5
	MALSCH STEEGER Roberto	C1				
	SANCHEZ Juan Esteban	C2				
	LEON BULAT Claudio	C3				
-	ARRIBAS Javier	S	PER	6		8 OCS
	VASQUEZ SOLIS German	C1				
	MENDOZA Daniel	C2				
	LAFOSSE Wilfredo	C3				

Individual Race Results with Mark Rounding

Resultados Carreras Individuales redondear el puntaje / Resultados Corrida Individual Arredondamento da Pontuação

Rank	Name	Pos	NOC Code	Marks	
				Finish	Race Points
-	SILVEIRA Santiago	S	URU	1	8
	RAÑA Sebastian	C1			OCS
	FOGLIA MAFIO Alejandro	C2			
	SHABAN Nicolas	C3			

Other information:

Course:	Windward/Leeward finishing Windward
Temperature:	18 C
Humidity:	59%
Conditions:	Unstable

Note:

- (1) A dash in a mark rounding column indicates that the boat's position was not recorded at that mark.
(2) Times shown under NOC are times behind the leader.

Legend:

C1 Crew 1	C2 Crew 2	OCS On the course side
S Skipper		



23 JUL 2007

Individual Race Results with Mark Rounding

Resultados Carreras Individuales redondear el puntaje / Resultados Corrida Individual Arredondamento da Pontuação

	Marks	
	Start	Finish
Wind Direction:	185	185
Wind Speed(kts):	9	9
Elapsed time of first boat:		

Rank	Name	Pos	NOC Code	Marks		Race Points
				Finish		
1	OLIVEIRA Mauricio JORDÃO Carlos SILVA Alexandre SANTIAGO Daniel	S C1 C2 C3	BRA	1		1
2	RIGONI Alejo PERI BRUSA Sebastian DUARTE ARGERICH Joaquin GONZALEZ Gustavo	S C1 C2 C3	ARG	2		2
3	SILVEIRA Santiago RAÑA Sebastian FOGLIA MAFIO Alejandro SHABAN Nicolas	S C1 C2 C3	URU	3		3
4	MILEV Rossi WOLFS Mike GOODYEAR Mark NAIDOO Erwyn	S C1 C2 C3	CAN	4		4
5	BORRER Dan VILARDEBO Nate WILSON Patrick PUTNAM Josh	S C1 C2 C3	USA	5		5
6	von APPEN Per MALSCH STEEGER Roberto SANCHEZ Juan Esteban LEON BULAT Claudio	S C1 C2 C3	CHI	6		6
7	ARRIBAS Javier VASQUEZ SOLIS German MENDOZA Daniel LAFOSSE Wilfredo	S C1 C2 C3	PER	7		7

Other information:

Course:	Windward/Leeward finishing Leeward
Temperature:	19 C
Humidity:	78%
Conditions:	Mostly cloudy

Note:

- (1) A dash in a mark rounding column indicates that the boat's position was not recordered at that mark.
(2) Times shown under NOC are times behind the leader.

Legend:

C1 Crew 1 **C2** Crew 2 **S** Skipper

Individual Race Results with Mark Rounding

Resultados Carreras Individuales redondear el puntaje / Resultados Corrida Individual Arredondamento da Pontuação

	Marks	
	Start	Finish
Wind Direction:	180	180
Wind Speed(kts):	8	8
Elapsed time of first boat:		

Rank	Name	Pos	NOC Code	Marks		Race Points
				Finish		
1	RIGONI Alejo	S	ARG	1		1
	PERI BRUSA Sebastian	C1				
	DUARTE ARGERICH Joaquin	C2				
	GONZALEZ Gustavo	C3				
2	ARRIBAS Javier	S	PER	2		2
	VASQUEZ SOLIS German	C1				
	MENDOZA Daniel	C2				
	LAFOSSE Wilfredo	C3				
3	MILEV Rossi	S	CAN	3		3
	WOLFS Mike	C1				
	GOODYEAR Mark	C2				
	NAIDOO Erwyn	C3				
4	SILVEIRA Santiago	S	URU	4		4
	RAÑA Sebastian	C1				
	FOGLIA MAFIO Alejandro	C2				
	SHABAN Nicolas	C3				
5	von APPEN Per	S	CHI	5		5
	MALSCH STEEGER Roberto	C1				
	SANCHEZ Juan Esteban	C2				
	LEON BULAT Claudio	C3				
6	BORRER Dan	S	USA	6		6
	VILARDEBO Nate	C1				
	WILSON Patrick	C2				
	PUTNAM Josh	C3				

Individual Race Results with Mark Rounding

Resultados Carreras Individuales redondear el puntaje / Resultados Corrida Individual Arredondamento da Pontuação

Rank	Name	Pos	NOC Code	Marks	
				Finish	Race Points
-	OLIVEIRA Mauricio	S	BRA	7	8
	JORDÃO Carlos	C1			DNC
	SILVA Alexandre	C2			
	SANTIAGO Daniel	C3			

Other information:

Course:	Windward/Leeward finishing Leeward
Temperature:	19 C
Humidity:	78%
Conditions:	Mostly cloudy

Note:

- (1) A dash in a mark rounding column indicates that the boat's position was not recorded at that mark.
(2) Times shown under NOC are times behind the leader.

Legend:

C1 Crew 1	C2 Crew 2	DNC Did not come to the starting area
S Skipper		



Marina da Gloria
Marina da Gloria
Marina da Glória

26 JUL 2007

Sailing
Vela / Vela

Lightning - Multi-Crewed Dinghy
Lightning / Lightning

Race 7
Recata 7 / Regata 7

Individual Race Results with Mark Rounding

Resultados Carreras Individuales redondear el puntaje / Resultados Corrida Individual Arredondamento da Pontuação

	Marks	
	Start	Finish
Wind Direction:	240	240
Wind Speed(kts):	13	13
Elapsed time of first boat:		

Rank	Name	Pos	NOC Code	Marks		Race Points
				Finish		
1	BIEKARCK Claudio	S	BRA	1	1	1
	FICKER Gunnar	C1				
	SILVA Marcelo	C2				
2	GONZALEZ Alberto	S	CHI	2	2	2
	HERMAN Cristian	C1				
	GONZALEZ Diego	C2				
3	STARCK David	S	USA	3	3	3
	STARCK Jody	C1				
	FAUDE Bill	C2				
4	WALSH Richard	S	CAN	4	4	4
	CAMERON Jim	C1				
	CAMERON Alisia	C2				
5	SANTOS GARCÉS Juan	S	ECU	5	5	5
	SANTOS DILLON Juan	C1				
	HERRERA CASTRO Sebastián	C2				
6	BETTINI Jose	S	ARG	6	6	6
	LAMAS Marcos	C1				
	GNERI Diego	C2				
7	HIGUERA Juan Sebastian	S	COL	7	7	7
	BUSTOS Juan Camilo	C1				
	DEEB ORJUELA Nicolas	C2				

Other information:

Course:	Windward/Leeward finishing Leeward
Temperature:	15 C
Humidity:	58%
Conditions:	Cloudy

Note:
(1) A dash in a mark rounding column indicates that the boat's position was not recorded at that mark.
(2) Times shown under NOC are times behind the leader.

Legend:
C1 Crew 1 **C2** Crew 2 **S** Skipper

Individual Race Results with Mark Rounding

Resultados Carreras Individuales redondear el puntaje / Resultados Corrida Individual Arredondamento da Pontuação

	Marks	
	Start	Finish
Wind Direction:	250	250
Wind Speed(kts):	11	11
Elapsed time of first boat:		

Rank	Name	Pos	NOC Code	Marks		Race Points
				Finish		
1	WALSH Richard	S	CAN	1		1
	CAMERON Jim	C1				
	CAMERON Alisia	C2				
2	SANTOS GARCÉS Juan	S	ECU	2		2
	SANTOS DILLON Juan	C1				
	HERRERA CASTRO Sebastián	C2				
3	STARCK David	S	USA	3		3
	STARCK Jody	C1				
	FAUDE Bill	C2				
4	GONZALEZ Alberto	S	CHI	4		4
	HERMAN Cristian	C1				
	GONZALEZ Diego	C2				
5	BIEKARCK Claudio	S	BRA	5		5
	FICKER Gunnar	C1				
	SILVA Marcelo	C2				
6	BETTINI Jose	S	ARG	6		6
	LAMAS Marcos	C1				
	GNERI Diego	C2				
-	HIGUERA Juan Sebastian	S	COL	7		8
	BUSTOS Juan Camilo	C1				
	DEEB ORJUELA Nicolas	C2				

Other information:

Course:	Windward/Leeward finishing Leeward
Temperature:	15 C
Humidity:	58%
Conditions:	Cloudy

Note:

- (1) A dash in a mark rounding column indicates that the boat's position was not recorded at that mark.
(2) Times shown under NOC are times behind the leader.

Legend:

C1	Crew 1	C2	Crew 2	DNF	Did not finish
S	Skipper				

Individual Race Results with Mark Rounding

Resultados Carreras Individuales redondear el puntaje / Resultados Corrida Individual Arredondamento da Pontuação

	Marks	
	Start	Finish
Wind Direction:	185	185
Wind Speed(kts):	8	8
Elapsed time of first boat:		

Rank	Name	Pos	NOC Code	Marks		Race Points
				Finish		
1	STARCK David	S	USA	2		1
	STARCK Jody	C1				
	FAUDE Bill	C2				
2	WALSH Richard	S	CAN	3		2
	CAMERON Jim	C1				
	CAMERON Alisia	C2				
3	SANTOS GARCÉS Juan	S	ECU	4		3
	SANTOS DILLON Juan	C1				
	HERRERA CASTRO Sebastián	C2				
4	BIEKARCK Claudio	S	BRA	5		4
	FICKER Gunnar	C1				
	SILVA Marcelo	C2				
5	HIGUERA Juan Sebastian	S	COL	6		5
	BUSTOS Juan Camilo	C1				
	DEEB ORJUELA Nicolas	C2				
6	BETTINI Jose	S	ARG	7		6
	LAMAS Marcos	C1				
	GNERI Diego	C2				
-	GONZALEZ Alberto	S	CHI	1		8
	HERMAN Cristian	C1				OCS
	GONZALEZ Diego	C2				

Other information:

Course:	Windward/Leeward finishing Windward
Temperature:	18 C
Humidity:	59%
Conditions:	Unstable

Note:

- (1) A dash in a mark rounding column indicates that the boat's position was not recorded at that mark.
(2) Times shown under NOC are times behind the leader.

Legend:

C1	Crew 1	C2	Crew 2	OCS	On the course side
S	Skipper				

Individual Race Results with Mark Rounding

Resultados Carreras Individuales redondear el puntaje / Resultados Corrida Individual Arredondamento da Pontuação

	Marks	
	Start	Finish
Wind Direction:	185	185
Wind Speed(kts):	9	9
Elapsed time of first boat:		

Rank	Name	Pos	NOC Code	Marks	Race Points
				Finish	
1	GONZALEZ Alberto	S	CHI	1	1
	HERMAN Cristian	C1			
	GONZALEZ Diego	C2			
2	SANTOS GARCÉS Juan	S	ECU	2	2
	SANTOS DILLON Juan	C1			
	HERRERA CASTRO Sebastián	C2			
3	BIEKARCK Claudio	S	BRA	3	3
	FICKER Gunnar	C1			
	SILVA Marcelo	C2			
4	STARCK David	S	USA	4	4
	STARCK Jody	C1			
	FAUDE Bill	C2			
5	HIGUERA Juan Sebastian	S	COL	5	5
	BUSTOS Juan Camilo	C1			
	DEEB ORJUELA Nicolas	C2			
6	BETTINI Jose	S	ARG	6	6
	LAMAS Marcos	C1			
	GNERI Diego	C2			
7	WALSH Richard	S	CAN	7	7
	CAMERON Jim	C1			
	CAMERON Alisia	C2			

Other information:

Course:	Windward/Leeward finishing Leeward
Temperature:	19 C
Humidity:	78%
Conditions:	Mostly cloudy

Note:

- (1) A dash in a mark rounding column indicates that the boat's position was not recordered at that mark.
 (2) Times shown under NOC are times behind the leader.

Legend:

C1 Crew 1 **C2** Crew 2 **S** Skipper

Tiro Esportivo
Tiro Deportivo
Shooting





Entries by NOC

Número de inscritos por CON / Número de Inscrições por CON

As of 17 JUL 2007

NOC Code	Men									Women						Total
	Rifle			Pistol			Shotgun			Rifle		Pistol		Shotgun		
	3P	PR	AR	FP	RFP	AP	TR	DT	SK	3P	AR	SP	AP	TR	SK	
AHO						1	1	1								3
ANT		2														2
ARG	2	2	2	2	2	2	2		2	2	2	1	2		1	24
ARU						1										1
BAR				2		2	1		1			1	1			8
BOL						2	1			1	1					5
BRA	2	2	2	2	2	2	2	2	2	2	2	2	2	1	1	28
CAN	2	2	2	2	1	2	2	2	2	2	2	2	2	2		27
CAY							1		2							3
CHI	1	1	1	1		1	2		2	2	2	1	1		2	17
COL				2		2	2	2	2		1	2	2			15
CRC		2	1													3
CUB	2	2	2	2	2	2			2	3	2	2	2			23
DOM							2	1	2							5
ECU	2	2	2	2		2					2	1				13
ESA				1	1	2				1	2	1	1			9
GUA	1	2	1	1		1	2	1	2	1	2	1	1		1	17
HON						1							2			3
ISV	1	2		1		1						1	1			7
MEX	2	2	2	2		2	2	1	2	2	2		2	1		22
NCA	2	2	2	1		1							1			9
PAR						1							1			2
PER		2	1	2	2	2	2	2	2	1	1					17
PUR				2	1	2	1	2	1	1	1	1	1	2		15
SUR				2		2										4
TRI				1		1			1							3
URU			1			1				1	1		1			5
USA	2	2	2	2	2	2	2	2	2	2	2	2	2	1	2	29
VEN	1	2	2	2		2				1	1	1	1			13
Total	20	29	23	32	13	40	25	16	27	22	26	19	26	7	7	332

Legend:

3P 50m Rifle 3 Position
FP 50m Pistol
SP 25m Pistol

AP 10m Air Pistol
PR 50m Rifle Prone
TR Trap

AR 10m Air Rifle
RFP 25m Rapid Fire Pistol

DT Double Trap
SK Skeet



National Shooting Center
Centro Nacional de Tiro Deportivo
Centro Nacional de Tiro Esportivo

15 JUL 2007
13:00

SHOOTING
TIRO DEPORTIVO / TIRO ESPORTIVO

Women's 10m Air Rifle
Mujeres Carabina Aire Comprim. 10m / Feminino Rifle Ar 10m

Medallists

Medallistas

SUN 15 JUL 2007

Medal	Name	NOC
GOLD	CRUZ FARFAN Eglis Yaima	CUB - Cuba
SILVER	SOWASH Amy	USA - United States of America
BRONZE	MONCADA AGUIRRE Alix Rocio	MEX - Mexico



National Shooting Center
Centro Nacional de Tiro Deportivo
Centro Nacional de Tiro Esportivo

21 JUL 2007
9:00

SHOOTING
TIRO DEPORTIVO / TIRO ESPORTIVO

Women's 50m Rifle 3 Positions
Mujeres Carabina 3 Posiciones 50m / Feminino Rifle 3 Posições 50m

Medallists

Medallistas / Medalhistas

SAT 21 JUL 2007

Medal	Name	NOC
GOLD	BEYERLE Jamie	USA - United States of America
SILVER	CRUZ FARFAN Eglis Yaima	CUB - Cuba
BRONZE	FURRER Amanda	USA - United States of America



National Shooting Center
Centro Nacional de Tiro Deportivo
Centro Nacional de Tiro Esportivo

16 JUL 2007
10:00

SHOOTING
TIRO DEPORTIVO / TIRO ESPORTIVO

Women's 10m Air Pistol
Mujeres Pistola Aire Comprimido 10m / Feminino Pistola de Ar 10m

Medallists

Medallistas / Medalhistas

MON 16 JUL 2007

Medal	Name	NOC
GOLD	CHAO Avianna	CAN - Canada
SILVER	MAIDA Luisa	ESA - El Salvador
BRONZE	BELLO TRUJILLO Kirenia	CUB - Cuba



National Shooting Center
Centro Nacional de Tiro Deportivo
Centro Nacional de Tiro Esportivo

15 JUL 2007
10:15

SHOOTING
TIRO DEPORTIVO / TIRO ESPORTIVO

Women's 25m Pistol
Mujeres Pistola 25m / Feminino Pistola 25m

Medallists

Medallistas / Medalhistas

SUN 15 JUL 2007

Medal	Name	NOC
GOLD	UPTAGRAFFT Sandra	USA - United States of America
SILVER	PEREZ FACUNDO Laina	CUB - Cuba
BRONZE	MAIDA Luisa	ESA - El Salvador



National Shooting Center
Centro Nacional de Tiro Deportivo
Centro Nacional de Tiro Esportivo

17 JUL 2007
9:00

SHOOTING
TIRO DEPORTIVO / TIRO ESPORTIVO

Women's Trap
Mujeres Fosa / Feminino Fossa

Medallists

Medallistas / Medalhistas

TUE 17 JUL 2007

Medal	Name	NOC
GOLD	NATTRASS Sue	CAN - Canada
SILVER	FELICIANO BERNIER Deborah	PUR - Puerto Rico
BRONZE	COGDELL Corey	USA - United States of America



National Shooting Center
Centro Nacional de Tiro Deportivo
Centro Nacional de Tiro Esportivo

19 JUL 2007
9:00

SHOOTING
TIRO DEPORTIVO / TIRO ESPORTIVO

Women's Skeet
Mujeres Skeet / Feminino Skeet

Medallists

Medallistas / Medalhistas

THU 19 JUL 2007

Medal	Name	NOC
GOLD	DUNN Haley	USA - United States of America
SILVER	RHODE Kim	USA - United States of America
BRONZE	GIL Melisa	ARG - Argentina



National Shooting Center
Centro Nacional de Tiro Deportivo
Centro Nacional de Tiro Esportivo

15 JUL 2007
10:45

SHOOTING
TIRO DEPORTIVO / TIRO ESPORTIVO

Men's 10m Air Rifle
Hombres Carabina de Aire 10m / Masculino Rifle Ar 10m

Medallists

Medallistas / Medalhistas

SUN 15 JUL 2007

Medal	Name	NOC
GOLD	PARKER Jason	USA - United States of America
SILVER	RAWLINGS Matt	USA - United States of America
BRONZE	ELIAS OROZCO Roberto Jose	MEX - Mexico



National Shooting Center
Centro Nacional de Tiro Deportivo
Centro Nacional de Tiro Esportivo

17 JUL 2007
9:00

SHOOTING
TIRO DEPORTIVO / TIRO ESPORTIVO

Men's 50m Rifle Prone
Hombres Carabina Tendido 50m / Masculino Rifle Pronado 50m

Medallists

Medallistas / Medalhistas

TUE 17 JUL 2007

Medal	Name	NOC
GOLD	TAMAS Thomas	USA - United States of America
SILVER	McPHAIL Michael	USA - United States of America
BRONZE	STEWART Gale	CAN - Canada



National Shooting Center
Centro Nacional de Tiro Deportivo
Centro Nacional de Tiro Esportivo

19 JUL 2007
9:00

SHOOTING
TIRO DEPORTIVO / TIRO ESPORTIVO

Men's 50m Rifle 3 Position
Hombres Carabina 3 Posiciones 50m / Masculino Rifle 3 Posições 50m

Medallists

Medallistas / Medalhistas

THU 19 JUL 2007

Medal	Name	NOC
GOLD	PARKER Jason	USA - United States of America
SILVER	PEREZ EXPOSITO Eliecer	CUB - Cuba
BRONZE	ANGELONI Juan Diego	ARG - Argentina



National Shooting Center
Centro Nacional de Tiro Deportivo
Centro Nacional de Tiro Esportivo

16 JUL 2007
9:00

SHOOTING
TIRO DEPORTIVO / TIRO ESPORTIVO

Men's 50m Pistol
Hombres Pistola 50m / Masculino Pistola 50m

Medallists

Medallistas / Medalhistas

MON 16 JUL 2007

Medal	Name	NOC
GOLD	TURNER Jason	USA - United States of America
SILVER	SZARENSKI Daryl	USA - United States of America
BRONZE	ZORRILLA PELLEIJA Yulio	CUB - Cuba



National Shooting Center
Centro Nacional de Tiro Deportivo
Centro Nacional de Tiro Esportivo

18 JUL 2007
11:00

SHOOTING
TIRO DEPORTIVO / TIRO ESPORTIVO

Men's 25m Rapid Fire Pistol
Hombres Pistola Tiro Rápido 25m / Masculino Pistola Tiro Rápido 25m

Medallists

Medallistas / Medalhistas

THU 19 JUL 2007

Medal	Name	NOC
GOLD	PUPO REQUEJO Leuris	CUB - Cuba
SILVER	SANDERSON Keith	USA - United States of America
BRONZE	CARDOSO JUNIOR Fernando	BRA - Brazil



National Shooting Center
Centro Nacional de Tiro Deportivo
Centro Nacional de Tiro Esportivo

17 JUL 2007
10:00

SHOOTING
TIRO DEPORTIVO / TIRO ESPORTIVO

Men's 10m Air Pistol
Hombres Pistola de Aire 10m / Masculino Pistola de Ar 10m

Medallists

Medallistas / Medalhistas

TUE 17 JUL 2007

Medal	Name	NOC
GOLD	TURNER Jason	USA - United States of America
SILVER	ALMEIDA Julio	BRA - Brazil
BRONZE	ROSE Thomas	USA - United States of America



National Shooting Center
Centro Nacional de Tiro Deportivo
Centro Nacional de Tiro Esportivo

15 JUL 2007
9:00

SHOOTING
TIRO DEPORTIVO / TIRO ESPORTIVO

Men's Trap
Hombres Fosa / Masculino Fossa

Medallists

Medallistas / Medalhistas

MON 16 JUL 2007

Medal	Name	NOC
GOLD	DASQUE Juan Carlos	ARG - Argentina
SILVER	ERICKSON Bret	USA - United States of America
BRONZE	di SALVATORE Giuseppe	CAN - Canada



National Shooting Center
Centro Nacional de Tiro Deportivo
Centro Nacional de Tiro Esportivo

18 JUL 2007
9:00

SHOOTING
TIRO DEPORTIVO / TIRO ESPORTIVO

Men's Double Trap
Hombres Fosa Doble / Masculino Fossa Dublé

Medallists

Medallistas / Medalhistas

WED 18 JUL 2007

Medal	Name	NOC
GOLD	RICHMOND Josh	USA - United States of America
SILVER	HOLGUIN Jeff	USA - United States of America
BRONZE	BENNAZAR ORTIZ Lucas	PUR - Puerto Rico



National Shooting Center
Centro Nacional de Tiro Deportivo
Centro Nacional de Tiro Esportivo

20 JUL 2007
9:00

SHOOTING
TIRO DEPORTIVO / TIRO ESPORTIVO

Men's Skeet
Hombres Skeet / Masculino Skeet

Medallists

Medallistas / Medalhistas

SAT 21 JUL 2007

Medal	Name	NOC
GOLD	HANCOCK Vincent	USA - United States of America
SILVER	GRAVES Todd	USA - United States of America
BRONZE	FLORES GOMEZ Ariel Mauricio	MEX - Mexico

Medal Standings

Medallero / Posições das Medalhas

As of 21 JUL 2007
AFTER 15 OF 15 EVENTS

Rank	NOC Code	NOC	MEN				WOMEN				TOTAL				Rank By Total
			G	S	B	Tot	G	S	B	Tot	G	S	B	Tot	
1	USA	United States	7	7	1	15	3	2	2	7	10	9	3	22	1
2	CUB	Cuba	1	1	1	3	1	2	1	4	2	3	2	7	2
3	CAN	Canada			2	2	2			2	2		2	4	3
4	ARG	Argentina	1		1	2			1	1	1		2	3	=4
5	BRA	Brazil		1	1	2						1	1	2	=6
	ESA	El Salvador						1	1	2		1	1	2	=6
	PUR	Puerto Rico			1	1		1		1		1	1	2	=6
8	MEX	Mexico			2	2			1	1			3	3	=4
Total:			9	9	9	27	6	6	6	18	15	15	15	45	

Legend:

= Equal sign indicates that two or more NOCs share the same rank by total
B Bronze **G** Gold **S** Silver **Tot** Total

Records Broken/Equalled

Records batidos / igualados

As of 21 JUL 2007

NEW PAN AMERICAN GAMES RECORD

Event	Phase	Old / New	Name	NOC Code	Date	Place
Men's 50m Rifle 3 Position	Qualif.	1161/1173	PARKER Jason	USA	19 JUL 2007	Rio (BRA)
Men's 50m Rifle Prone	Qualif.	597/ 598	TAMAS Thomas	USA	17 JUL 2007	Rio (BRA)
Men's 10m Air Rifle	Qualif.	591/ 594	PARKER Jason	USA	15 JUL 2007	Rio (BRA)
Men's 10m Air Rifle	Qualif.	591/ 594	RAWLINGS Matt	USA	15 JUL 2007	Rio (BRA)
Men's 25m Rapid Fire Pistol	Qualif.	/ 582	PUPO REQUEJO Leuris	CUB	18 JUL 2007	Rio (BRA)
Men's 10m Air Pistol	Qualif.	577/ 579	ALMEIDA Julio	BRA	17 JUL 2007	Rio (BRA)
Men's 10m Air Pistol	Qualif.	577/ 579	TURNER Jason	USA	17 JUL 2007	Rio (BRA)
Men's Skeet	Qualif.	/ 123	GRAVES Todd	USA	20 JUL 2007	Rio (BRA)

EQUALLED PAN AMERICAN GAMES RECORD

Event	Phase	Old / New	Name	NOC Code	Date	Place
Men's Double Trap	Qualif.	138/ 138	RICHMOND Josh	USA	18 JUL 2007	Rio (BRA)

NEW FINAL PAN AMERICAN GAMES RECORD

Event	Phase	Old / New	Name	NOC Code	Date	Place
Men's 50m Rifle 3 Position	Final	1259.7/1274.6	PARKER Jason	USA	19 JUL 2007	Rio (BRA)
Men's 50m Rifle Prone	Final	698.6/ 703.0	TAMAS Thomas	USA	17 JUL 2007	Rio (BRA)
Men's 10m Air Rifle	Final	692.5/ 695.8	PARKER Jason	USA	15 JUL 2007	Rio (BRA)
Men's 25m Rapid Fire Pistol	Final	/ 784.0	PUPO REQUEJO Leuris	CUB	19 JUL 2007	Rio (BRA)
Men's 10m Air Pistol	Final	676.7/ 678.0	TURNER Jason	USA	17 JUL 2007	Rio (BRA)
Men's Trap	Final	/ 138	DASQUE Juan Carlos	ARG	16 JUL 2007	Rio (BRA)
Men's Skeet	Final	/ 147	GRAVES Todd	USA	21 JUL 2007	Rio (BRA)
Men's Skeet	Final	/ 147	HANCOCK Vincent	USA	21 JUL 2007	Rio (BRA)
Women's 25m Pistol	Final	/ 771.9	UPTAGRAFFT Sandra	USA	15 JUL 2007	Rio (BRA)

Note:

All corrections until the eliminations/qualifications are available in INFO.

Legend:

Qualif. Qualification



Results

Resultados

SUN 15 JUL 2007, Start Time 13:00

(Qualification)				(Final)			
WR	400	SEO Sunhwa	KOR 12 APR 2002 WC Sydney (AUS)	FWR	504.9	DU Li	CHN 4 JUN 2003 WC Zagreb (CRO)
EWR	400	GAO Jing	CHN 22 APR 2002 WC Shanghai (CHN)				
EWR	400	GALKINA Lioubov	RUS 24 AUG 2002 WCF Munich (GER)				
EWR	400	DU Li	CHN 4 JUN 2003 WC Zagreb (CRO)				
EWR	400	GALKINA Lioubov	RUS 14 JUN 2003 WC Munich (GER)				
EWR	400	SHIRUR Suma	IND 13 FEB 2004 ASC Kuala L. (MAS)				
EWR	400	GALKINA Lioubov	RUS 22 FEB 2004 WC Bangkok (THA)				
EWR	400	HASELSBERGER Monika	AUT 22 APR 2004 WC Athens (GRE)				
EWR	400	LECHNER Barbara	GER 5 MAR 2005 ECH Tallinn (EST)				
EWR	400	ZHAO Yinghui	CHN 11 APR 2005 WC Changwon (CHN)				
EWR	400	WU Liuxi	CHN 11 JUN 2005 WC Munich (GER)				
EWR	400	DU Li	CHN 4 OCT 2006 WCF Granada (ESP)				
PR	396	CRUZ Eglis	CUB 2 AUG 2003 Sto Domingo (DOM)	FPR	497.4	CRUZ Eglis	CUB 2 AUG 2003 Sto Domingo (DOM)

Rk	Bib No.	Name	NOC Code	Series				Total	Remarks
				1	2	3	4		
1	108	CRUZ FARFAN Eglis Yaima	CUB	99	100	97	98	394	
	Final shots:	10.0 9.4 10.4 10.5 9.4	10.5	10.2	10.7	10.6	10.4	102.1	
								496.1	
2	218	SOWASH Amy	USA	98	99	100	97	394	
	Final shots:	10.5 8.7 10.3 9.6 9.7	10.7	10.2	9.6	10.5	10.6	100.4	
								494.4	
3	166	MONCADA AGUIRRE Alix Rocio	MEX	97	97	98	99	391	
	Final shots:	10.0 10.1 10.4 10.5 10.5	9.4	10.4	10.2	10.7	10.3	102.5	
								493.5	
4	243	MENDEZ Diliana	VEN	97	100	98	98	393	
	Final shots:	10.5 9.2 9.8 10.6 10.3	10.5	10.1	9.7	9.7	10.0	100.4	
								493.4	
5	165	MARTINEZ MACIAS Alexis Gabriela	MEX	97	100	98	97	392	
	Final shots:	9.5 10.8 9.1 10.5 10.1	10.1	9.9	10.8	9.7	9.9	100.4	
								492.4	
6	75	BOWES Sharon Ruth	CAN	96	99	100	99	394	
	Final shots:	9.7 10.3 10.3 9.4 9.8	9.6	9.0	9.5	10.8	9.3	97.7	
								491.7	
7	73	FYFE Monica	CAN	99	97	95	99	390	
	Final shots:	10.4 9.5 9.1 9.7 10.6	10.3	10.2	10.1	10.0	10.7	100.6	
								490.6	
8	11	ZEID Cecilia	ARG	97	96	97	100	390	
	Final shots:	10.8 10.2 9.6 10.1 9.7	9.8	8.4	10.2	10.2	9.9	98.9	
								488.9	
9	200	DAVILA TORRES Kayra	PUR	96	99	95	99	389	
10	140	RIVAS Patricia	ESA	98	98	98	95	389	
11	142	RIVAS Veronica	ESA	96	97	97	97	387	



Results

Resultados

Rk	Bib No.	Name	NOC Code	Series				Total	Remarks
				1	2	3	4		
12	51	CABO Roberta	BRA	94	97	98	97	386	
13	38	BAPTISTA Cristina	BRA	96	96	97	97	386	
14	8	FOURNEL Amelia R.	ARG	99	95	96	96	386	
15	136	PADILLA Sofia	ECU	95	97	98	95	385	
16	254	GARCIA Carina	BOL	93	96	98	97	384	
17	226	JASIS Jessica	USA	95	95	97	96	383	
18	101	MURILLO B. Paola	COL	96	95	97	95	383	
19	251	VERA CERPA Karina Paola	CHI	92	95	97	98	382	
20	117	AGUIAR LORENZO Linet	CUB	96	96	98	92	382	
21	151	GUERRA Lourdes	GUA	94	97	94	96	381	
22	145	VELASCO Diana Maria	GUA	94	95	95	95	379	
23	212	CABRERA Diana	URU	93	95	92	96	376	
24	89	OYARSE SARAVEDRA Eliana	CHI	94	93	90	95	372	
25	137	ESTRADA Veronica	ECU	93	87	90	95	365	
26	197	SEMINARIO BALDWIN Gladys	PER	88	91	90	90	359	

Legend:

ASC	Asian Championships	ECH	European Championships	WC	World Cup	EWR	Equalled World Record
FWR	Final World Record	Rk	Rank			WCF	World Cup Final
WR	World Record						



Final Results

Resultados finales / Resultados Finais

SAT 21 JUL 2007, Start Time 9:00

(Qualification)				(Final)			
WR	594	PFEILSCHIFTER Sonja	GER 28 MAY 2006 WC Munich (GER)	FWR	698.0	PFEILSCHIFTER Sonja	GER 28 MAY 2006 WC Munich (GER)
PR	584	SINCLAIR Debora	USA 6 AUG 1991 Havana (CUB)	FPR	680.6	SINCLAIR Debora	USA 6 AUG 1991 Havana (CUB)

Rk	Bib No.	Name	NOC Code	Position	Series		Sub Total	Total	Remarks			
					1	2						
1	222	BEYERLE Jamie	USA	Prone	99	100	199					
				Standing	96	96	192					
				Kneeling	96	96	192	583				
				Final shots:	10.5	8.2	10.0	10.2	9.9	9.2	10.1	9.6
											679.8	
2	108	CRUZ FARFAN Eglis Yaima	CUB	Prone	98	97	195					
				Standing	95	97	192					
				Kneeling	96	98	194	581				
				Final shots:	10.0	9.7	9.4	10.1	9.7	10.2	9.7	10.5
											679.6	
3	217	FURRER Amanda	USA	Prone	99	99	198					
				Standing	92	92	184					
				Kneeling	97	99	196	578				
				Final shots:	9.9	9.5	10.3	9.6	9.0	9.6	10.0	9.9
											675.5	
4	175	ZAMORA Natalia	MEX	Prone	96	97	193					
				Standing	91	93	184					
				Kneeling	97	98	195	572				
				Final shots:	10.5	10.7	9.8	10.3	9.1	9.3	9.5	10.1
											670.0	
5	75	BOWES Sharon Ruth	CAN	Prone	99	92	191					
				Standing	91	97	188					
				Kneeling	94	95	189	568				
				Final shots:	10.1	6.9	10.2	9.4	8.7	8.7	10.7	9.1
											661.1	S-Off 9.3
6	142	RIVAS Veronica	ESA	Prone	96	97	193					
				Standing	92	95	187					
				Kneeling	95	92	187	567				
				Final shots:	8.8	10.2	10.5	10.0	9.1	9.5	10.2	9.3
											661.1	S-Off 9.1
7	21	VILLOTTI Leonela	ARG	Prone	98	96	194					
				Standing	90	93	183					
				Kneeling	93	96	189	566				
				Final shots:	9.2	9.8	9.4	8.9	8.8	9.4	9.3	10.2
											660.2	



Final Results

Resultados finales / Resultados Finais

Rk	Bib No.	Name	NOC Code	Position	Series		Sub Total	Total	Remarks				
					1	2							
8	106	HERNANDEZ ORDOÑEZ Delvis	CUB	Prone	97	94	191						
				Standing	91	95	186						
				Kneeling	92	96	188	565					
				Final shots:	9.4	9.5	9.7	9.2	7.7	10.3	9.7	10.2	9.8
9	243	MENDEZ Dilia	VEN	Prone	94	95	189						
				Standing	92	93	185						
				Kneeling	94	94	188	562					
10	11	ZEID Cecilia	ARG	Prone	96	95	191						
				Standing	88	89	177						
				Kneeling	96	97	193	561					
11	251	VERA CERPA Karina Paola	CHI	Prone	99	98	197						
				Standing	93	91	184						
				Kneeling	91	89	180	561					
12	254	GARCIA Carina	BOL	Prone	98	93	191						
				Standing	89	92	181						
				Kneeling	91	95	186	558					
13	212	CABRERA Diana	URU	Prone	99	98	197						
				Standing	91	87	178						
				Kneeling	92	91	183	558					
14	61	HAMULAS Cindy	CAN	Prone	97	98	195						
				Standing	91	85	176						
				Kneeling	92	94	186	557					
15	145	VELASCO Diana Maria	GUA	Prone	100	96	196						
				Standing	87	85	172						
				Kneeling	92	94	186	554					
16	200	DAVILA TORRES Kayra	PUR	Prone	95	97	192						
				Standing	89	91	180						
				Kneeling	91	90	181	553					
17	167	PALAFOX LOPEZ Andrea	MEX	Prone	96	95	191						
				Standing	85	89	174						
				Kneeling	92	94	186	551					
18	89	OYARSE SARAVEDRA Eliana	CHI	Prone	96	97	193						
				Standing	86	92	178						
				Kneeling	92	86	178	549					
19	57	MACHADO Victoria	BRA	Prone	93	93	186						
				Standing	85	82	167						
				Kneeling	92	89	181	534					
20	55	ROCHA Simone	BRA	Prone	99	96	195						
				Standing	87	76	163						
				Kneeling	93	83	176	534					



National Shooting Center
 Centro Nacional de Tiro Deportivo
 Centro Nacional de Tiro Esportivo

21 JUL 2007
 9:00

SHOOTING
 TIRO DEPORTIVO / TIRO ESPORTIVO

Women's 50m Rifle 3 Positions
 Mujeres Carabina 3 Posiciones 50m / Feminino Rifle 3 Posições 50m

Final
 Final / Final

Final Results

Resultados finales / Resultados Finais

Rk	Bib No.	Name	NOC Code	Position	Series		Sub Total	Total	Remarks
					1	2			
21	197	SEMINARIO BALDWIN Gladys	PER	Prone	97	93	190	533	
				Standing	78	81	159		
				Kneeling	92	92	184		

Legend:

FWR	Final World Record	Rk	Rank	S-Off	Shoot-off	WC	World Cup
WR	World Record						



Results

Resultados

MON 16 JUL 2007, Start Time 10:00

(Qualification)				(Final)			
WR	393 SMIRNOVA Svetlana	RUS	23 MAY 1998 WC Munich (GER)	FWR	493.5 REN Jie	CHN	22 MAY 1999 WC Munich (GER)
PR	380 CALLAHAN Elizabeth	USA	9 AUG 1991 Havana (CUB)	FPR	479.2 EAGLES Kim	USA	29 JUL 1999 Winnipeg (CAN)
EPR	380 EAGLES Kim	USA	29 JUL 1999 Winnipeg (CAN)				

Rk	Bib No.	Name	NOC Code	Series				Total	Remarks
				1	2	3	4		
1	60	CHAO Avianna	CAN	90	93	92	97	372	
	Final shots:	8.7 9.1 10.2 9.4 10.8	9.4	10.6	9.7	9.8	9.2	96.9	
								468.9	
2	139	MAIDA Luisa	ESA	90	92	95	95	372	
	Final shots:	8.3 9.4 10.5 10.1 9.1	9.4	9.5	9.7	10.0	9.9	95.9	
								467.9	
3	114	BELLO TRUJILLO Kirenia	CUB	94	94	89	93	370	
	Final shots:	9.1 9.0 9.7 10.4 9.3	9.7	9.6	10.5	10.4	9.8	97.5	
								467.5	
4	65	LUDWIG Dorothy	CAN	89	96	93	95	373	
	Final shots:	8.9 9.2 10.2 9.1 9.2	10.1	8.4	10.0	10.2	9.0	94.3	
								467.3	S-Off 9.3
5	152	MENENDEZ Lucia	GUA	94	92	93	91	370	
	Final shots:	9.6 8.8 10.6 10.4 10.3	10.2	8.4	10.2	8.8	10.0	97.3	
								467.3	S-Off 8.4
6	9	RODRIGUES Andrea	ARG	94	92	95	89	370	
	Final shots:	9.5 9.4 10.0 10.4 9.0	9.3	8.7	9.4	9.7	10.1	95.5	
								465.5	
7	231	CALLAHAN Libby	USA	94	90	93	92	369	
	Final shots:	9.8 9.2 8.2 9.8 10.0	9.2	10.6	9.5	10.1	9.4	95.8	
								464.8	
8	90	RENDON M. Adriana	COL	93	91	95	90	369	
	Final shots:	9.6 10.2 7.6 9.0 8.5	10.3	9.9	9.4	9.0	9.7	93.2	
								462.2	
9	237	MEYER Teresa	USA	90	92	91	95	368	
10	178	ZUÑIGA HERNANDEZ Rosa Maria Hilda	MEX	91	89	94	93	367	
11	37	FREJ Cecilia	BRA	88	94	94	91	367	
12	81	LAGOS Carolina	CHI	87	97	90	92	366	
13	211	LOZADO Carolina	URU	91	93	91	91	366	
14	203	CABRERA MORALES Margarita	PUR	92	91	89	93	365	
15	49	CASTRO Renata	BRA	93	91	89	92	365	
16	244	PIMENTEL Editzy	VEN	91	91	93	90	365	
17	185	WILKA Patricia	PAR	95	89	92	89	365	
18	91	MONDOL C. Amanda	COL	93	92	89	90	364	



Results

Resultados

Rk	Bib No.	Name	NOC Code	Series				Total	Remarks
				1	2	3	4		
19	163	ZAVALA VAZQUEZ Alejandra	MEX	90	90	88	94	362	
20	26	SZABO Eva	ARG	89	91	88	93	361	
21	115	PEREZ FACUNDO Laina	CUB	89	94	92	85	360	
22	33	MAYNARD Michele	BAR	87	87	93	90	357	
23	160	GERARD Karen	ISV	90	84	91	91	356	
24	179	CONTRERA REYES Elida C.	NCA	84	94	86	85	349	
25	5	FAJARDO Claudia	HON	87	85	84	89	345	
26	7	ESPINA Eva del Carmen	HON	65	68	73	88	294	

Legend:

FWR	Final World Record	Rk	Rank	S-Off	Shoot-off	WC	World Cup
WR	World Record						



Results

Resultados

SUN 15 JUL 2007, Start Time 10:15

(Qualification)				(Final)			
WR	594 IORGOVA Diana	BUL	31 MAY 1994 WC Milan (ITA)	FWR	796.7 GROZDEVA Maria	BUL	11 APR 2005 WC Changwon (KOR)
EWR	594 TAO Luna	CHN	23 AUG 2002 WCF Munich (GER)				
PR	585 PETRACEK Constance	USA	19 MAR 1995 Mar de Plata (ARG)	FPR	--		Rio de Janeiro (BRA)

Rank	Bib No.	Name	NOC Code	Stage	Series			Sub Total	Total	Remarks						
					1	2	3									
1	235	UPTAGRAFFT Sandra	USA	Precision	94	98	94	286	771.9	FPR						
				Rapid	96	96	97	289								
				Final shots:	10.7	10.3	10.0	10.5			9.3	9.8	10.5	9.9	10.1	10.3
					8.3	8.0	10.7	10.1			10.0	10.4	10.7	9.0	9.6	8.7
2	115	PEREZ FACUNDO Laina	CUB	Precision	91	93	93	277	770.3							
				Rapid	97	97	95	289								
				Final shots:	9.9	10.4	10.1	10.3			10.3	10.0	9.4	10.8	10.3	10.4
					9.8	10.3	10.3	10.5			10.5	10.3	10.4	10.0	10.3	10.0
3	139	MAIDA Luisa	ESA	Precision	93	95	92	280	769.3							
				Rapid	98	94	96	288								
				Final shots:	10.7	9.9	10.6	9.3			10.4	10.5	10.0	10.1	10.6	10.7
					10.3	10.6	10.0	10.4			7.5	10.6	9.8	10.5	10.9	7.9
4	91	MONDOL C. Amanda	COL	Precision	91	96	94	281	761.5							
				Rapid	95	95	93	283								
				Final shots:	9.8	9.8	9.6	9.3			10.1	9.8	9.8	10.1	10.7	9.6
					9.0	10.1	9.1	10.0			10.2	10.2	9.7	10.3	10.3	10.0
5	244	PIMENTEL Editzy	VEN	Precision	93	96	93	282	759.7							
				Rapid	97	95	92	284								
				Final shots:	8.2	10.6	9.5	10.3			9.9	10.6	9.0	9.5	8.5	10.1
					9.7	9.7	10.8	10.2			9.3	9.1	10.1	8.7	9.8	10.1
6	100	TOBAR P. Natalia	COL	Precision	90	95	92	277	755.8							
				Rapid	91	95	96	282								
				Final shots:	10.5	9.9	9.2	9.8			8.6	10.3	9.3	8.8	10.3	9.2
					8.0	10.3	10.8	10.6			10.6	10.6	10.1	9.9	9.8	10.2
7	65	LUDWIG Dorothy	CAN	Precision	95	97	97	289	754.9							
				Rapid	96	91	89	276								
				Final shots:	9.7	10.1	10.3	8.8			9.1	10.5	8.8	9.3	10.5	10.3
					8.0	9.8	9.4	9.5			8.1	10.7	9.3	8.5	10.1	9.1



Results

Resultados

Rank	Bib No.	Name	NOC Code	Stage	Series			Sub Total	Total	Remarks						
					1	2	3									
8	130	MALO Carmen	ECU	Precision	92	92	97	281								
				Rapid	92	92	95	279	560							
		Final shots:			8.0	9.5	9.6	9.2	6.8	10.4	10.0	9.3	10.7	9.4		
					9.4	10.6	9.5	10.3	9.4	10.5	10.6	9.7	10.8	10.5	194.2	
														754.2		
9	114	BELLO TRUJILLO Kirenia	CUB	Precision	95	92	90	277								
				Rapid	91	99	91	281	558							
10	152	MENENDEZ Lucia	GUA	Precision	93	94	94	281								
				Rapid	87	95	93	275	556							
11	241	BORISOVA Vladimira	USA	Precision	94	91	94	279								
				Rapid	88	93	94	275	554							
12	36	MELLO Ana	BRA	Precision	91	94	93	278								
				Rapid	97	86	91	274	552							
13	203	CABRERA MORALES Margarita	PUR	Precision	97	91	93	281								
				Rapid	91	91	89	271	552							
14	70	WACHOWICH Lea	CAN	Precision	92	92	96	280								
				Rapid	92	90	89	271	551							
15	48	SILVEIRA Rachel	BRA	Precision	92	92	94	278								
				Rapid	85	93	92	270	548							
16	33	MAYNARD Michele	BAR	Precision	92	95	94	281								
				Rapid	91	85	84	260	541							
17	160	GERARD Karen	ISV	Precision	90	90	93	273								
				Rapid	89	90	88	267	540							
18	9	RODRIGUES Andrea	ARG	Precision	92	92	84	268								
				Rapid	84	80	89	253	521							
19	81	LAGOS Carolina	CHI	Precision	81	87	82	250								
				Rapid	88	76	87	251	501							

Legend:

EWR	Equalled World Record	FWR	Final World Record	WC	World Cup	WCF	World Cup Final
WR	World Record						

Results

Resultados / Resultados

THU 19 JUL 2007, Start Time 9:00

(Qualification)

WR	74 LITTLE Elena	GBR	17 JUL 2005 WC Belgrade (SCG)
EWR	74 BRINKER Christine	GER	9 APR 2006 WC Qingyuan (CHN)
EWR	74 SHI Hong Yan	CHN	9 APR 2006 WC Qingyuan (CHN)
EWR	74 MEFTAKHETDINOVA Z.	AZE	18 MAY 2006 WC Cairo (EGY)
EWR	74 AVETISYAN Erdzhanik	RUS	13 JUN 2007 WC Lonato (ITA)
PR	--		Rio de Janeiro (BRA)

(Final)

FWR	98 RHODE Kimberly	USA	22 MAR 2007 WC S. Domingo (DOM)
FPR	--		Rio de Janeiro (BRA)

Rank	Bib No.	Name	NOC Code	Round			Qualification		Final	Total	Final S-Off	Remarks
				1	2	3	Total	S-Off				
1	221	DUNN Haley	USA	24	24	22	70		24	94		
		Final shots:										
2	230	RHODE Kim	USA	20	23	25	68		23	91		
		Final shots:										
3	23	GIL Melisa	ARG	21	20	20	61		19	80		
		Final shots:										
4	83	CROVETTO Francisca	CHI	19	17	22	58		19	77 +3		
		Final shots:										
5	143	ROMERO Andrea	GUA	19	22	19	60		17	77 +2		
		Final shots:										
6	39	CARRARO Daniela	BRA	20	19	18	57		19	76		
		Final shots:										
7	88	MORGADO Nicole	CHI	19	18	15	52					

Legend:

EWR	Equalled World Record	FPR	Final PanAmerican Record	WC	World Cup	FWR	Final World Record
PR	PanAmerican Record	S-Off	Shoot-off			WR	World Record



Results

Resultados

SUN 15 JUL 2007, Start Time 10:45

(Qualification)				(Final)			
WR	600 MAJCHACHEEP Tavarit	THA	27 JAN 2000 ASC Langkawi (MAS)	FWR	703.1 FARNIK Thomas	AUT	4 OCT 2006 WCF Granada (ESP)
PR	591 VELARTE Angel	ARG	4 AUG 2003 Winnipeg (CAN)	FPR	692.5 VELARTE Angel	ARG	4 AUG 2003 Winnipeg (CAN)

Rk	Bib No.	Name	NOC Code	Series						Total	Remarks				
				1	2	3	4	5	6						
1	223	PARKER Jason	USA	100	99	99	99	98	99	594	PR				
		Final shots:		9.9	10.0	9.4	9.8	10.5	10.4	10.4	10.3	10.7	10.4	101.8	
														695.8	FPR
2	232	RAWLINGS Matt	USA	100	99	98	99	98	100	594	PR				
		Final shots:		10.1	9.2	9.5	10.1	10.0	10.3	9.9	9.8	10.5	10.8	100.2	
														694.2	
3	177	ELIAS OROZCO Roberto Jose	MEX	99	99	98	98	98	100	592					
		Final shots:		10.3	10.0	9.4	9.7	9.4	10.8	10.7	9.6	9.1	9.9	98.9	
														690.9	
4	172	SANCHEZ CASTILLO Jose Luis	MEX	97	99	97	97	100	99	589					
		Final shots:		10.6	10.2	10.2	10.2	10.0	9.0	9.9	9.6	10.5	9.4	99.6	
														688.6	
5	35	FARIA Aliseu	BRA	98	98	99	98	95	98	586					
		Final shots:		10.3	10.1	10.8	9.9	10.6	10.7	9.6	9.4	10.3	10.0	101.7	
														687.7	
6	120	ESTOPIÑAN GOMEZ Reynier	CUB	98	99	98	99	98	97	589					
		Final shots:		10.7	9.4	10.1	9.8	9.5	9.5	10.5	8.8	10.1	10.2	98.6	
														687.6	
7	249	IEMMA HERNANDEZ Julio Cesar	VEN	97	99	98	99	96	95	584					
		Final shots:		10.2	10.5	10.7	9.3	9.7	10.9	9.8	10.1	9.0	10.1	100.3	
														684.3	
8	41	COELHO Fabio	BRA	99	96	100	96	97	98	586					
		Final shots:		9.8	9.3	9.4	9.6	10.5	9.3	9.7	10.1	10.2	9.5	97.4	
														683.4	
9	87	HUERTA Mauricio	CHI	97	94	96	98	99	98	582					
10	16	BASSEDAS Gaston	ARG	92	97	98	98	97	99	581					
11	62	NIEFER Cory	CAN	95	98	97	99	94	98	581					
12	10	VELARTE Angel Rosendo	ARG	96	97	97	97	98	96	581					
13	153	SANDOVAL Octavio	GUA	94	95	98	98	97	97	579					
14	247	VARGAS LEDEZMA Raul Alejandro	VEN	96	94	98	98	95	95	576					
15	118	HERNANDEZ PAEZ Liuben F.	CUB	94	94	98	95	97	97	575					
16	183	MARTINEZ HERNANDEZ Walter A.	NCA	98	96	96	92	97	94	573					
17	131	SANTACRUZ Cristhian	ECU	95	95	97	97	95	94	573					
18	105	VAZQUEZ Rodrigo	CRC	93	95	99	97	95	93	572					
19	135	PABON Oscar	ECU	96	94	95	94	94	97	570					



National Shooting Center
Centro Nacional de Tiro Deportivo
Centro Nacional de Tiro Esportivo

15 JUL 2007
10:45

SHOOTING
TIRO DEPORTIVO / TIRO ESPORTIVO

Men's 10m Air Rifle
Hombres Carabina de Aire 10m / Masculino Rifle Ar 10m

Final
Final / Final

Results

Resultados

Rk	Bib No.	Name	NOC Code	Series						Total	Remarks
				1	2	3	4	5	6		
20	187	YUI Cesar	PER	96	95	98	93	95	90	567	
21	72	GOODCHILD Michael	CAN	95	96	96	93	93	93	566	
22	214	GARCÍA Jorge	URU	91	91	93	93	93	95	556	
23	180	ARGEÑAL URTECHO Glenn David	NCA	89	94	91	92	91	87	544	

Legend:

ASC	Asian Championships	FWR	Final World Record	Rk	Rank	WCF	World Cup Final
WR	World Record						



Results

Resultados / Resultados

TUE 17 JUL 2007, Start Time 9:00

(Qualification)				(Final)			
WR	600	BOTCHKAREV Viatcheslav	URS 13 JUL 1989 ECH Zagreb (YUG)	FWR	704.8	KLEES Christian	GER 25 JUL 1996 OG Atlanta (USA)
EWR	600	PLETIKOSIC Stevan	YUG 29 AUG 1991 WCF Munich (GER)				
EWR	600	AMAT Jean Pierre	FRA 27 APR 1994 WC Havana (CUB)				
EWR	600	KLEES Christian	GER 25 JUL 1996 OG Atlanta (USA)				
EWR	600	MARTYNOV Sergei	BLR 23 MAY 1997 WC Munich (GER)				
EWR	600	TAMAS Thomas	USA 29 JUL 1998 WCH Barcelona (ESP)				
EWR	600	MARTYNOV Sergei	BLR 4 SEP 1998 WC B. Aires (ARG)				
EWR	600	MARTYNOV Sergei	BLR 8 JUN 2000 WC Munich (GER)				
EWR	600	LITVINCHUK Petr	BLR 11 JUN 2003 WC Munich (GER)				
EWR	600	WAIBEL Wolfram Jun.	AUT 18 JUL 2003 ECH Plzen (CZE)				
EWR	600	WAIBEL Wolfram Jun.	AUT 3 MAR 2004 WC Sydney (AUS)				
EWR	600	LUSCH Christian	GER 27 OCT 2004 WCF Bangkok (THA)				
EWR	600	UPTAGRAFFT Eric	USA 11 MAY 2005 WC Ft. Benning (USA)				
EWR	600	SAUVEPLANE Valerian	FRA 11 MAY 2005 WC Ft. Benning (USA)				
EWR	600	MARTYNOV Sergei	BLR 26 AUG 2005 WCF Munich (GER)				
EWR	600	MARTYNOV Sergei	BLR 29 MAR 2006 WC Guangzhou (CHN)				
EWR	600	EMMONS Matthew	USA 9 MAY 2007 WC Bangkok (THA)				
PR	597	TAMAS Thomas	USA 6 AUG 1991 Havana (CUB)	FPR	698.6	TAMAS Thomas	USA 6 AUG 1991 Havana (CUB)

Rk	Bib No.	Name	NOC Code	Series						Total	Remarks
				1	2	3	4	5	6		
1	253	TAMAS Thomas	USA	99	100	100	100	100	99	598	PR
		Final shots:	10.4 10.2 10.7 10.8	10.1	10.8	10.0	10.9	10.6	10.5	105.0	
										703.0	FPR
2	233	McPHAIL Michael	USA	98	100	100	98	100	100	596	
		Final shots:	10.3 10.7 10.6 10.8	10.5	10.1	10.3	10.5	10.2	9.9	103.9	
										699.9	
3	66	STEWART Gale	CAN	97	100	98	100	99	100	594	
		Final shots:	10.4 10.8 9.4 10.1	10.6	9.9	10.7	10.2	9.8	9.9	101.8	
										695.8	S-Off 10.2
4	54	LOPES Samuel	BRA	99	99	99	99	99	98	593	
		Final shots:	10.1 10.6 9.6 10.8	9.9	10.2	10.3	10.7	10.2	10.4	102.8	
										695.8	S-Off 8.3
5	249	IEMMA HERNANDEZ Julio Cesar	VEN	98	100	98	99	98	99	592	
		Final shots:	10.4 10.4 10.5 10.0	10.3	10.3	10.8	10.3	10.4	10.3	103.7	
										695.7	
6	120	ESTOPIÑAN GOMEZ Reynier	CUB	97	99	98	100	98	99	591	
		Final shots:	10.3 10.4 10.0 10.0	10.2	10.6	10.1	10.1	10.3	10.5	102.5	
										693.5	
7	183	MARTINEZ HERNANDEZ Walter A.	NCA	98	98	99	97	98	99	589	
		Final shots:	10.2 10.7 9.8 10.1	9.8	10.1	10.6	10.4	9.9	9.9	101.5	
										690.5	
8	153	SANDOVAL Octavio	GUA	95	99	98	98	98	100	588	
		Final shots:	8.6 9.7 10.7 10.4	10.1	10.6	10.2	10.4	9.1	9.7	99.5	
										687.5	



Results

Resultados / Resultados

Rk	Bib No.	Name	NOC Code	Series						Total	Remarks
				1	2	3	4	5	6		
9	62	NIEFER Cory	CAN	98	99	97	98	99	97	588	
10	247	VARGAS LEDEZMA Raul Alejandro	VEN	99	99	98	96	97	98	587	
11	24	ALVAREZ Pablo Damián	ARG	97	97	98	99	96	99	586	
12	156	DAVILA Sergio	GUA	97	100	99	98	95	97	586	
13	131	SANTACRUZ Cristhian	ECU	97	99	99	96	99	96	586	
14	46	BORK Luiz	BRA	97	97	97	97	98	99	585	
15	161	GERARD Ned	ISV	97	97	97	99	98	97	585	
16	177	ELIAS OROZCO Roberto Jose	MEX	98	97	98	98	97	97	585	
17	103	ROHRMOSER Max	CRC	99	98	95	97	98	97	584	
18	20	ANGELONI Juan Diego	ARG	99	98	96	99	96	96	584	
19	158	MEREDITH Bruce	ISV	98	96	95	99	98	97	583	
20	169	RUIZ MARTINEZ Blas	MEX	95	99	97	94	95	100	580	
21	119	GUERRA ROBAINA Maykel	CUB	94	97	97	98	99	94	579	
22	105	VAZQUEZ Rodrigo	CRC	97	96	96	95	98	95	577	
23	87	HUERTA Mauricio	CHI	98	97	98	94	91	96	574	
24	189	MORENO Justo	PER	93	95	97	95	96	97	573	
25	133	MOSCOSO Juan	ECU	97	96	94	93	96	95	571	
26	196	PADILLA LAURENTE Alexander	PER	93	97	91	95	94	96	566	
27	180	ARGEÑAL URTECHO Glenn David	NCA	93	96	94	94	90	90	557	
28	6	WINTER Stephns Winter	ANT	91	94	94	93	90	93	555	
29	4	AMBROSE Ivan J. D.	ANT	89	92	91	86	91	93	542	

Legend:

ECH	European Championships	Rk	Rank	EWR	Equalled World Record	FWR	Final World Record
OG	Olympic Games	WCH	World Championships	S-Off	Shoot-off	WC	World Cup
WCF	World Cup Final			WR	World Record		



Final Results

Resultados finales / Resultados Finais

THU 19 JUL 2007, Start Time 9:00

(Qualification)				(Final)			
WR	1186 DEBEVEC Rajmond	SLO	29 AUG 1992 WCF Munich (GER)	FWR	1287.9 DEBEVEC Rajmond	SLO	29 AUG 1992 WCF Munich (GER)
PR	1161 PARKER Jason	USA	9 AUG 2003 Sto Domingo (DOM)	FPR	1259.7 PARKER Jason	USA	9 AUG 2003 Sto Domingo (DOM)

Rk	Bib No.	Name	NOC Code	Position	Series				Sub Total	Total	Remarks		
					1	2	3	4					
1	223	PARKER Jason	USA	Prone	99	100	100	99	398				
				Standing	95	93	94	99	381				
				Kneeling	99	98	100	97	394	1173	PR		
				Final shots:	9.0	10.5	9.7	10.8	10.5	9.9	9.9	10.7	10.4
												1274.6	FPR
2	109	PEREZ EXPOSITO Eliecer	CUB	Prone	97	99	98	100	394				
				Standing	93	95	95	97	380				
				Kneeling	95	92	93	97	377	1151			
				Final shots:	9.9	10.5	10.2	8.2	10.3	8.3	9.8	9.3	5.7
												1243.6	
3	20	ANGELONI Juan Diego	ARG	Prone	97	98	98	96	389				
				Standing	94	93	95	92	374				
				Kneeling	97	96	93	95	381	1144			
				Final shots:	9.9	9.5	9.1	8.6	9.6	10.5	9.1	10.5	9.4
												1240.0	
4	233	McPHAIL Michael	USA	Prone	99	100	100	100	399				
				Standing	91	92	94	90	367				
				Kneeling	98	94	98	92	382	1148			
				Final shots:	9.3	8.3	8.7	9.4	8.6	7.9	10.0	9.4	9.6
												1239.1	
5	24	ALVAREZ Pablo Damián	ARG	Prone	99	98	99	99	395				
				Standing	94	91	93	94	372				
				Kneeling	89	95	93	99	376	1143			
				Final shots:	10.1	9.9	9.5	9.2	9.5	8.6	9.4	9.0	9.7
												1238.6	
6	169	RUIZ MARTINEZ Blas	MEX	Prone	99	99	100	99	397				
				Standing	94	95	96	95	380				
				Kneeling	93	95	94	88	370	1147			
				Final shots:	5.7	9.6	9.1	10.0	9.2	9.8	10.0	9.1	9.2
												1237.3	
7	120	ESTOPIÑAN GOMEZ Reynier	CUB	Prone	99	100	95	98	392				
				Standing	88	95	93	96	372				
				Kneeling	99	94	91	93	377	1141			
				Final shots:	9.3	9.6	9.8	9.3	9.1	8.8	10.0	9.5	9.3
												1235.8	



Final Results

Resultados finales / Resultados Finais

Rk	Bib No.	Name	NOC Code	Position	Series				Sub Total	Total	Remarks	
					1	2	3	4				
8	67	SYCH Grzegorz	CAN	Prone	99	98	98	99	394			
				Standing	89	91	83	94	357			
				Kneeling	96	99	96	97	388	1139		
				Final shots:	9.0	10.2	9.2	9.3	10.2	10.4	9.5	9.7
											1235.3	
9	153	SANDOVAL Octavio	GUA	Prone	97	100	99	98	394			
				Standing	92	88	93	92	365			
				Kneeling	95	94	96	92	377	1136		
10	41	COELHO Fabio	BRA	Prone	100	94	95	95	384			
				Standing	92	96	97	93	378			
				Kneeling	90	94	94	95	373	1135		
11	177	ELIAS OROZCO Roberto Jose	MEX	Prone	99	98	99	97	393			
				Standing	93	93	95	92	373			
				Kneeling	90	91	95	92	368	1134		
12	62	NIEFER Cory	CAN	Prone	97	97	99	99	392			
				Standing	93	90	90	94	367			
				Kneeling	93	90	94	93	370	1129		
13	249	IEMMA HERNANDEZ Julio Cesar	VEN	Prone	97	93	98	96	384			
				Standing	85	95	91	93	364			
				Kneeling	97	92	95	95	379	1127		
14	35	FARIA Aliseu	BRA	Prone	96	99	94	98	387			
				Standing	91	93	91	90	365			
				Kneeling	93	91	95	94	373	1125		
15	131	SANTACRUZ Cristhian	ECU	Prone	96	100	97	100	393			
				Standing	81	92	90	89	352			
				Kneeling	93	91	95	94	373	1118		
16	87	HUERTA Mauricio	CHI	Prone	96	99	97	94	386			
				Standing	87	87	90	92	356			
				Kneeling	93	94	91	93	371	1113		
17	183	MARTINEZ HERNANDEZ Walter A.	NCA	Prone	99	96	98	96	389			
				Standing	88	93	86	90	357			
				Kneeling	91	93	90	91	365	1111		
18	133	MOSCOSO Juan	ECU	Prone	93	94	96	93	376			
				Standing	85	88	84	91	348			
				Kneeling	88	88	85	91	352	1076		
19	180	ARGEÑAL URTECHO Glenn David	NCA	Prone	90	96	95	97	378			
				Standing	85	87	82	73	327			
				Kneeling	93	96	94	85	368	1073		
20	161	GERARD Ned	ISV	Prone								
				Standing								
				Kneeling								DNS

Legend:

DNS	Did Not Start	FWR	Final World Record	Rk	Rank	WCF	World Cup Final
WR	World Record						



Results

Resultados

MON 16 JUL 2007, Start Time 9:00

(Qualification)				(Final)			
WR	581 MELENTIEV Aleksander	URS	20 JUL 1980 OG Moscow (URS)	FWR	676.2 DEMAREST William	USA	4 JUN 2000 WC Milan (ITA)
PR	563 SZARENSKI Daryl	USA	5 AUG 2003 Sto Domingo (DOM)	FPR	658.1 SZARENSKI Daryl	USA	5 AUG 2003 Sto Domingo (DOM)

Rk	Bib No.	Name	NOC Code	Series						Total	Remarks				
				1	2	3	4	5	6						
1	224	TURNER Jason	USA	84	89	95	93	94	97	552					
		Final shots:		9.9	9.5	10.2	10.4	9.7	10.3	10.4	9.9	9.4	8.8	98.5	
														650.5	
2	242	SZARENSKI Daryl	USA	89	90	91	95	91	96	552					
		Final shots:		8.4	9.5	9.4	10.3	8.8	9.6	10.3	9.7	10.5	7.9	94.4	
														646.4	
3	121	ZORRILLA PELLEIJA Yulio	CUB	93	95	92	89	86	89	544					
		Final shots:		9.8	10.1	8.1	9.5	9.6	8.2	10.7	9.9	10.4	8.7	95.0	
														639.0	
4	171	HERNANDEZ Hugo	MEX	90	90	92	94	90	86	542					
		Final shots:		7.9	10.7	10.5	8.8	10.1	9.0	9.5	10.5	8.5	8.6	94.1	
														636.1	
5	25	OLIVERA ARAUS Rafael	ARG	91	95	95	86	90	90	547					
		Final shots:		9.4	8.3	10.2	8.6	9.8	9.7	8.8	6.7	9.4	6.8	87.7	
														634.7	
6	86	SANCHEZ Manuel	CHI	92	87	88	94	92	90	543					
		Final shots:		8.9	8.8	8.6	6.5	7.4	10.1	10.5	10.7	10.3	7.1	88.9	
														631.9	
7	58	SILVEIRA Vladimir	BRA	91	88	93	89	92	92	545					
		Final shots:		10.1	8.1	9.0	6.6	7.6	9.8	6.7	8.7	8.8	10.2	85.6	
														630.6	
8	56	YAMAMOTO Stenio	BRA	87	84	91	93	93	91	539					
		Final shots:		10.0	8.5	10.1	9.5	9.7	8.6	9.1	7.2	8.1	9.3	90.1	
														629.1	
9	248	NUÑEZ Marcos	VEN	88	88	90	92	90	91	539					
10	111	ALVAREZ Jorge F.	CUB	88	92	91	91	93	84	539					
11	252	SANCHEZ Sergio	GUA	93	91	91	90	93	81	539					
12	173	OLVERA VEGA Juan Bernardo	MEX	92	90	90	86	89	89	536					
13	210	DANIEL Roger	TRI	85	89	96	89	90	87	536					
14	64	SINGH Deepinder	CAN	91	84	90	90	87	93	535					
15	98	PERALTA S. Jorge	COL	91	84	89	92	88	88	532					
16	95	DEVIA H. Hector	COL	86	91	88	91	92	83	531					
17	205	PEÑA FELICIANO Nestor	PUR	85	89	89	89	91	87	530					
18	246	BONILLA Frank	VEN	90	84	85	91	92	87	529					
19	192	CARRILLO PALOMINO Marco	PER	91	88	90	87	86	87	529					



National Shooting Center
Centro Nacional de Tiro Deportivo
Centro Nacional de Tiro Esportivo

16 JUL 2007
9:00

SHOOTING
TIRO DEPORTIVO / TIRO ESPORTIVO

Men's 50m Pistol
Hombres Pistola 50m / Masculino Pistola 50m

Final
Final / Final

Results

Resultados

Rk	Bib No.	Name	NOC Code	Series						Total	Remarks
				1	2	3	4	5	6		
20	22	MODESTI Maximino	ARG	88	86	89	82	93	89	527	
21	138	AGUILAR Carlos	ESA	87	87	90	87	89	86	526	
22	159	RICE Christopher	ISV	84	92	92	88	82	87	525	
23	204	RIVERA MILLAN Maximino	PUR	82	86	89	88	89	88	522	
24	132	MOSCOSO Esteban	ECU	90	84	89	86	87	86	522	
25	80	MOVSHOVICH Yuri	CAN	89	85	88	87	87	85	521	
26	207	TJON A SAN Johan	SUR	89	86	81	81	85	88	510	
27	189	MORENO Justo	PER	87	84	87	86	81	84	509	
28	208	SOOGEA Mike	SUR	76	86	88	88	83	85	506	
29	28	CHASE Bernard	BAR	87	78	77	81	85	90	498	
30	29	FOSTER Chester	BAR								DNS
31	182	GUERRERO GUTIERREZ Pablo A.	NCA								DNS
32	134	GUILCAPI Luis	ECU								DNS

Legend:

DNS	Did Not Start	FPR	Final PanAmerican Record	Rk	Rank	FWR	Final World Record
OG	Olympic Games	PR	PanAmerican Record			WC	World Cup
WR	World Record						



Results

Resultados

WED 18 JUL 2007, Start Time 11:00

(Qualification)				(Final)			
WR	591 KLIMOV Alexei	RUS	6 OCT 2006 WCF Granada (ESP)	FWR	788.8 SCHUMANN Ralf	GER	5 APR 2007 WC F. Benning (USA)
PR	--		Rio de Janeiro (BRA)	FPR	--		Rio de Janeiro (BRA)

Rk	Bib No.	Name	NOC Code	Stage	Series			Sub Total	Total	Remarks					
					8	6	4								
1	116	PUPO REQUEJO Leuris	CUB	Stage 1	98	98	99	295							
				Stage 2	98	98	91	287	582	PR					
		Final shots:			10.4	10.2	10.4	10.0	9.8	9.8	10.7	9.4	10.7		
					10.1	10.2	9.0	10.7	10.1	10.4	10.3	9.6	10.7	8.8	202.0
														784.0	FPR
2	229	SANDERSON Keith	USA	Stage 1	97	98	90	285							
				Stage 2	98	97	96	291	576						
		Final shots:			10.4	9.8	10.9	9.6	8.8	9.8	10.2	10.5	9.8	10.3	
					8.2	10.3	9.4	9.6	9.5	10.5	10.0	10.1	9.4	9.1	196.2
														772.2	
3	42	CARDOSO JUNIOR Fernando	BRA	Stage 1	95	94	95	284							
				Stage 2	98	93	94	285	569						
		Final shots:			9.4	9.2	9.6	10.4	10.0	10.7	10.0	10.8	9.9	10.3	
					10.0	10.7	10.0	9.8	10.5	10.6	10.3	8.6	9.5	8.8	199.1
														768.1	
4	12	FELIZIA Daniel	ARG	Stage 1	99	95	93	287							
				Stage 2	95	97	89	281	568						
		Final shots:			10.6	9.7	9.9	10.6	9.3	10.6	9.3	10.4	7.9	9.7	
					9.5	8.9	10.3	9.8	10.4	10.2	10.6	9.9	9.0	10.5	197.1
														765.1	
5	40	DUARTE Emerson	BRA	Stage 1	98	97	89	284							
				Stage 2	98	96	91	285	569						
		Final shots:			8.7	9.5	9.4	8.5	9.3	8.5	10.6	10.5	7.2	9.6	
					9.1	10.5	8.5	10.4	9.9	7.7	9.3	9.8	9.0	10.7	186.7
														755.7	S-Off 48.5
6	227	McNALLY John	USA	Stage 1	92	98	92	282							
				Stage 2	100	95	88	283	565						
		Final shots:			8.7	10.9	9.6	9.7	8.3	10.7	10.2	9.6	8.4	10.0	
					10.6	9.5	9.0	8.6	9.0	9.2	7.9	10.1	10.6	10.1	190.7
														755.7	S-Off 46.7
7	141	MOLINA Tirso	ESA	Stage 1	98	93	92	283							
				Stage 2	98	92	89	279	562						
8	112	PEREZ ALET Juan Francisco	CUB	Stage 1	97	96	89	282							
				Stage 2	96	94	89	279	561						



Results

Resultados

Rk	Bib No.	Name	NOC Code	Stage	Series			Sub Total	Total	Remarks
					8	6	4			
9	71	IGOROV Metodi	CAN	Stage 1	93	94	92	279	560	
				Stage 2	97	94	90	281		
10	17	FOSSATI Hector Leopoldo	ARG	Stage 1	96	94	89	279	559	
				Stage 2	97	93	90	280		
11	205	PEÑA FELICIANO Nestor	PUR	Stage 1	97	89	86	272	539	
				Stage 2	91	93	83	267		
12	192	CARRILLO PALOMINO Marco	PER	Stage 1	96	90	79	265	526	
				Stage 2	92	89	80	261		
13	186	GARCIA MIRO Alejandro	PER	Stage 1	88	84	72	244	494	
				Stage 2	89	80	81	250		

Legend:

FWR	Final World Record	Rk	Rank	S-Off	Shoot-off	WC	World Cup
WCF	World Cup Final	WR	World Record				



Results

Resultados

TUE 17 JUL 2007, Start Time 10:00

(Qualification)				(Final)			
WR	593 PYZHIANOV Sergei	URS	13 OCT 1989 WCF Munich (GER)	FWR	695.1 PYZHIANOV Sergei	URS	13 OCT 1989 WCF Munich (GER)
PR	577 TOBAR Bernardo	COL	11 AUG 1991 Havana (CUB)	FPR	676.7 TOBAR Bernardo	COL	11 AUG 1991 Havana (CUB)
EPR	577 BARZAGA Norbelis	CUB	15 MAR 1995 Mar de Plata (ARG)				
EPR	577 TURNER Jason	USA	2 AUG 2003 Sto Domingo (DOM)				

Rk	Bib No.	Name	NOC Code	Series						Total	Remarks				
				1	2	3	4	5	6						
1	224	TURNER Jason	USA	95	97	97	98	95	97	579	PR				
		Final shots:		9.4	10.3	9.2	10.7	9.9	9.7	9.3	10.6	9.7	10.2	99.0	
										678.0	FPR				
2	45	ALMEIDA Julio	BRA	95	96	96	97	97	98	579	PR				
		Final shots:		9.7	9.6	9.6	9.4	10.1	9.6	9.6	10.0	9.2	10.1	96.9	
										675.9					
3	238	ROSE Thomas	USA	93	99	97	98	97	94	578					
		Final shots:		9.3	10.6	9.6	9.6	9.6	10.2	8.3	9.8	9.5	9.7	96.2	
										674.2					
4	171	HERNANDEZ Hugo	MEX	97	94	95	96	96	96	574					
		Final shots:		10.4	9.8	10.5	10.8	9.3	9.2	9.9	9.6	9.3	9.6	98.4	
										672.4					
5	110	MORA LOPEZ Elieser	CUB	92	94	98	95	95	97	571					
		Final shots:		8.4	10.2	8.9	10.2	10.4	9.0	9.8	10.6	10.6	10.5	98.6	
										669.6					
6	121	ZORRILLA PELLEIJA Yulio	CUB	95	98	91	94	97	94	569					
		Final shots:		10.6	9.9	9.9	10.2	9.2	10.1	8.7	10.0	9.1	9.6	97.3	
										666.3					
7	86	SANCHEZ Manuel	CHI	96	94	94	95	94	95	568					
		Final shots:		9.3	9.4	8.6	10.7	10.7	9.4	10.2	9.1	8.2	9.5	95.1	
										663.1					
8	141	MOLINA Tirso	ESA	97	94	95	94	90	97	567					
		Final shots:		8.7	8.7	10.0	9.6	8.7	9.3	7.8	9.5	9.9	10.1	92.3	
										659.3					
9	80	MOVSHOVICH Yuri	CAN	94	98	95	93	94	93	567					
10	56	YAMAMOTO Stenio	BRA	93	99	95	94	94	92	567					
11	98	PERALTA S. Jorge	COL	96	97	94	95	93	92	567					
12	194	GALVEZ BOLUARTE Ivan	PER	97	94	96	92	91	96	566					
13	246	BONILLA Frank	VEN	92	91	97	96	96	94	566					
14	210	DANIEL Roger	TRI	94	92	94	95	98	93	566					
15	256	ARIAS Jose	BOL	94	94	94	95	98	90	565					
16	13	LUNA AVELLANEDA Diego	ARG	95	89	96	94	95	95	564					
17	159	RICE Christopher	ISV	96	94	92	95	92	95	564					



Results

Resultados

Rk	Bib No.	Name	NOC Code	Series						Total	Remarks
				1	2	3	4	5	6		
18	204	RIVERA MILLAN Maximino	PUR	91	90	94	95	97	95	562	
19	79	SALHANY Wayne	CAN	94	96	92	95	92	93	562	
20	138	AGUILAR Carlos	ESA	92	95	93	90	93	98	561	
21	257	KNIJNENBURG Rudolf	BOL	93	93	90	95	95	95	561	
22	22	MODESTI Maximino	ARG	94	91	95	93	94	94	561	
23	192	CARRILLO PALOMINO Marco	PER	94	93	98	92	94	90	561	
24	252	SANCHEZ Sergio	GUA	92	92	95	93	95	93	560	
25	27	ODUBER Alvin	ARU	93	92	97	91	96	90	559	
26	248	NUÑEZ Marcos	VEN	93	92	97	95	92	90	559	
27	205	PEÑA FELICIANO Nestor	PUR	92	92	96	92	92	92	556	
28	2	ELHAGE P.	AHO	96	96	94	86	94	90	556	
29	132	MOSCOSO Esteban	ECU	91	93	94	89	95	92	554	
30	173	OLVERA VEGA Juan Bernardo	MEX	95	86	90	93	95	90	549	
31	28	CHASE Bernard	BAR	89	88	87	94	93	95	546	
32	207	TJON A SAN Johan	SUR	93	92	89	93	91	88	546	
33	208	SOOGEA Mike	SUR	91	88	89	93	88	95	544	
34	215	MENDEZ Luis	URU	89	95	90	90	88	91	543	
35	184	RICCIARDI Oscar	PAR	92	91	95	89	93	81	541	
36	182	GUERRERO GUTIERREZ Pablo A.	NCA	88	89	91	91	92	89	540	
37	3	HERRERA Christian	HON	89	94	89	91	86	87	536	
38	95	DEVIA H. Hector	COL								DSQ
39	29	FOSTER Chester	BAR								DNS
40	134	GUILCAPI Luis	ECU								DNS

Legend:

DNS	Did Not Start	DSQ	Disqualified	FWR	Final World Record	Rk	Rank
WCF	World Cup Final	WR	World Record				



National Shooting Center
Centro Nacional de Tiro Deportivo
Centro Nacional de Tiro Esportivo

15 JUL 2007
9:00

SHOOTING
TIRO DEPORTIVO / TIRO ESPORTIVO

Men's Trap
Hombres Fosa / Masculino Fossa

Final
Final / Final

Results

Resultados / Resultados

MON 16 JUL 2007, Start Time 9:00

(Qualification)				(Final)			
WR	125 PELLIELO Giovanni	ITA	1 APR 1994 WC Nicosia (CYP)	FWR	147 ALIPOV Alexey	RUS	12 JUL 2005 ECH Belgrade (SCG)
EWR	125 YCONG Ray	USA	9 JUN 1995 WC Lahti (FIN)	EFWR	147 FABRIZI Massimo	ITA	5 APR 2006 WC Qingyuan (CHN)
EWR	125 TITTARELLI Marcello	ITA	11 JUN 1996 WC Suhli (GER)	EFWR	147 ALIPOV Alexey	RUS	5 OCT 2006 WCF Granada (ESP)
EWR	125 BADE Lance	USA	23 JUL 1998 WCH Barcelona (ESP)	EFWR	147 KOSTELECKY David	CZE	5 OCT 2006 WCF Granada (ESP)
EWR	125 GURKIN Pavel	RUS	10 AUG 2005 WC Americana (BRA)	EFWR	147 MOLA Massimiliano	ITA	9 JUN 2007 WC Lonato (ITA)
EWR	125 KOSTELECKY David	CZE	5 OCT 2006 WCF Granada (ESP)				
PR	124 BASTOS Rodrigo Pimentel	BRA	3 AUG 2003 Sto Domingo (DOM)	FPR	--		Rio de Janeiro (BRA)

Rank	Bib No.	Name	NOC Code	Day 1			Day 2		Qualification		Final	Total	Final S-Off	Remarks	
				1	2	3	4	5	Total	S-Off					
1	19	DASQUE Juan Carlos	ARG	23	23	23	23	22	114		24	138		FPR	
				Final shots:											
2	219	ERICKSON Bret	USA	24	23	18	25	25	115		22	137			
				Final shots:											
3	77	di SALVATORE Giuseppe	CAN	24	21	24	22	24	115		19	134	+4		
				Final shots:											
4	149	BROL Jean Pierre	GUA	24	23	21	23	22	113		21	134	+3		
				Final shots:											
5	78	BIETZ Tye	CAN	23	24	22	23	23	115		17	132			
				Final shots:											
6	188	BOZA Francisco	PER	22	23	23	20	24	112	+1	19	131			
				Final shots:											
7	52	SCHMITS Roberto	BRA	24	24	19	24	21	112	+0					
8	234	HERMAN Mike	USA	23	21	21	24	22	111						
9	53	BASTOS Rodrigo	BRA	23	23	20	23	22	111						
10	255	MENACHO Cesar	BOL	22	24	22	20	22	110						
11	93	CARO G. Danilo	COL	23	22	21	21	23	110						
12	191	PACUSSICH Marco	PER	22	23	25	19	21	110						
13	84	VIDAL Francisco	CHI	22	24	22	22	20	110						
14	18	RODULFO Hugo	ARG	22	22	20	20	25	109						
15	124	LORENZO Eduardo	DOM	20	24	22	21	22	109						
16	144	BROL Dany Enrique	GUA	23	19	23	22	22	109						
17	34	GREENIDGE Richard Greenidge	BAR	20	22	25	21	19	107						
18	123	LORENZO Domingo	DOM	22	21	20	21	23	107						
19	164	FERNANDEZ AVILA Alejandro	MEX	23	25	23	17	19	107						
20	176	TOCA TREVIÑO Ramon	MEX	22	21	20	18	24	105						
21	199	TORRES LABOY Jose	PUR	25	21	21	20	17	104						
22	82	VERGARA BERNABE Claudio C.	CHI	20	24	19	22	18	103						
23	258	JACKSON Christopher	CAY	18	20	22	19	17	96						
24	97	VEGA C. Hernando	COL	18	19	23	16	18	94						
25	1	DAOU M.	AHO	20	16	19	18	20	93						

Legend:	ECH European Championships	EFWR Equalled Final World Record
	EWR Equalled World Record	FWR Final World Record
	PR PanAmerican Record	WCF World Cup Final
	WCH World Championships	WC World Cup
	FPR Final PanAmerican Record	WR World Record
	S-Off Shoot-off	



Results

Resultados / Resultados

WED 18 JUL 2007, Start Time 9:00

(Qualification)

WR	147 DIAMOND Michael	AUS	19 JUL 1998	WCH Barcelona (ESP)
PR	138 BADE Lance	USA	30 JUL 1999	Winnipeg (CAN)
PR	138 REDDING Charles	USA	30 JUL 1999	Winnipeg (CAN)

(Final)

FWR	194 DI SPIGNO Daniele	ITA	7 JUL 1999	WCH Tampere (FIN)
FPR	187 BADE Lance	USA	30 JUL 1999	Winnipeg (CAN)

Rank	Bib No.	Name	NOC Code	Round			Qualification		Final	Total	Final S-Off	Remarks
				1	2	3	Total	S-Off				
1	228	RICHMOND Josh	USA	47	44	47	138		47	185	EPR	
		Final shots:		██████████								
2	225	HOLGUIN Jeff	USA	46	46	43	135		45	180		
		Final shots:		██████████								
3	201	BENNAZAR ORTIZ Lucas	PUR	43	45	45	133		46	179		
		Final shots:		██████████								
4	146	BROL Fernando	GUA	50	43	37	130		43	173		
		Final shots:		██████████								
5	43	FUZARO Filipe	BRA	42	44	42	128		42	170		
		Final shots:		██████████								
6	47	GRAÇA Luiz Fernando	BRA	41	42	41	124		41	165		
		Final shots:		██████████								
7	199	TORRES LABOY Jose	PUR	47	41	35	123					
8	78	BIETZ Tye	CAN	40	43	39	122					
9	125	RODGERS Elvin	DOM	43	37	42	122					
10	188	BOZA Francisco	PER	44	41	33	118					
11	99	REYNA S. Luis	COL	42	40	35	117					
12	1	DAOU M.	AHO	39	39	38	116					
13	97	VEGA C. Hernando	COL	42	39	31	112					
14	69	REYNOLDS Kirk	CAN	39	36	37	112					
15	193	CILLONIZ PARODI Asier	PER	36	39	36	111					
16	162	MONRAZ PONCE Aldo Ernesrto	MEX	39	39	33	111					

Legend:

FWR Final World Record **S-Off** Shoot-off **WCH** World Championships **WR** World Record

Results

Resultados / Resultados

FRI 20 JUL 2007, Start Time 9:00

(Qualification)				(Final)			
WR	125 HANCOCK Vincent	USA	14 JUN 2007 WC Lonato (ITA)	FWR	150 HANCOCK Vincent	USA	14 JUN 2007 WC Lonato (ITA)
PR	--		Rio de Janeiro (BRA)	FPR	--		Rio de Janeiro (BRA)

Rank	Bib No.	Name	NOC Code	Day 1			Day 2		Qualification		Final	Total	Final S-Off	Remarks
				1	2	3	4	5	Total	S-Off				
1	240	HANCOCK Vincent	USA	24	25	23	25	25	122		25	147	+2	FPR
				Final shots: ██████████										
2	239	GRAVES Todd	USA	24	24	25	25	25	123		24	147	+1	PR/FPR
				Final shots: ██████████										
3	168	FLORES GOMEZ Ariel Mauricio	MEX	23	25	23	25	24	120		24	144		
				Final shots: ██████████										
4	190	MATELLINI Marco	PER	23	24	24	24	25	120		22	142		
				Final shots: ██████████										
5	68	CASWELL Jason	CAN	25	25	23	24	22	119		21	140		
				Final shots: ██████████										
6	170	VALDEZ ROMERO Carlos A.	MEX	23	24	25	22	25	119		20	139		
				Final shots: ██████████										
7	113	RODRIGUEZ MARTINEZ Juan M.	CUB	24	23	25	22	24	118					
8	85	ATALAH Jorge	CHI	23	24	23	24	24	118					
9	195	GIHA YARUR Nicolas	PER	23	25	22	24	24	118					
10	122	TORRES RODRIGUEZ Guillermo	CUB	23	21	24	25	24	117					
11	14	GIL Federico	ARG	24	20	24	24	25	117					
12	32	MASKELL Michael	BAR	23	24	23	22	25	117					
13	209	AUERBACH Robrt John	TRI	23	23	24	24	22	116					
14	250	BILBAO Bonifacio	CHI	23	24	23	22	23	115					
15	150	ROMERO Juan Carlos	GUA	23	22	23	24	23	115					
16	15	GAZOTTI Fernando	ARG	22	21	22	24	24	113					
17	94	DUARTE D. Diego	COL	21	22	23	24	23	113					
18	259	McLEAN Eddie	CAY	22	23	23	23	21	112					
19	92	SOLIS CH. Carlos	COL	24	18	23	24	22	111					
20	59	ZOCLOTTE JUNIOR Wilson	BRA	23	23	20	23	22	111					
21	50	PORTELA Renato	BRA	21	21	21	23	24	110					
22	128	DUJARRIC Julio Manuel	DOM	21	22	22	22	23	110					
23	127	DUJARRIC Julio Elizardo	DOM	20	22	21	22	23	108					
24	147	ESTRADA Fernando	GUA	20	20	23	22	21	106					
25	202	BERMUDEZ Luis	PUR	20	23	18	24	21	106					
26	260	HARRIS Rob	CAY	22	20	21	18	23	104					
27	74	McBRIDE Richard	CAN	23	19	21	22	19	104					

Legend:							
FPR	Final PanAmerican Record	WC	World Cup	FWR	Final World Record	PR	PanAmerican Record
S-Off	Shoot-off			WR	World Record		

Softbol
Softbol
Softball





Medallists

Medallistas / Medalhistas

GOLD	SILVER	SILVER
USA-UNITED STATES of AMERICA	CAN-CANADA	VEN-VENEZUELA
2 MENDOZA Jessica	4 LAWRICK Sheena	1 ALICART Yurubi
3 JUNG Lovieanne	5 WILLIS Janiva	3 MUJICA Desiree
6 BUSTOS Crystl	7 SALLING Jennifer	4 RUIZ Hernanza
8 OSTERMAN Cat	8 ROSENRETER Katie	5 CASTELLANOS Marianella
11 FLOWERS Tairia	10 ODAMURA Kristy	6 BOGADO Mariangee
12 KRETSCHMAN Kelly	12 MATTHEWS Melanie	8 ROJAS Rubilena
14 ABBOTT Monica	13 LAWRIE Danielle	9 FUENMAYOR Denisse
15 RITTER Jennie	14 TIMPF Megan	10 PIMENTEL Jineth
19 VICKY Galindo	15 MACKIN Robin	11 SOJO Yaicey
26 LOWE Caitlin	17 BRADLEY Alison	12 RAMIREZ Angybel
27 FINCH Jennie	18 CUMPSTONE Erin	14 SOTO Maria
28 DURAN Andrea	19 GEE Erin	15 PEREZ Yusmary
29 WATLEY Natasha	20 McLEAN Erin	17 RIERA Maribel
31 TOPPING Jenny	21 MARIN Noemie	20 RODRIGUEZ PEREZ Mailes
34 HOLLOWELL Alicia	30 McKAY Cambria	22 PUERTAS Geraldine
37 LAPPIN Lauren	55 RAFTER Kaleigh	23 CIRIMELLE Zuleima
44 BERG Laura	77 MEIER Dione	24 GOMEZ Johana

Legend:
(C) Captain

Tournament Summary

Resumen Final / Sumário Final

AFTER GAME 18
As of 28 JUL 2007 at 16:25

Group "A"

	USA	CUB	COL	BRA	Games			Runs		W/L%	GB
					Played	Won	Lost	For	Against		
USA		10-0	4-0	7-0	3	3	0	21	0	1.000	-
CUB	0-10		10-1	1-0	3	2	1	11	11	.667	1
COL	0-4	1-10		2-0	3	1	2	3	14	.333	2
BRA	0-7	0-1	0-2		3	0	3	0	10	.000	3

Group "B"

	CAN	VEN	ARG	PUR	Games			Runs		W/L%	GB
					Played	Won	Lost	For	Against		
CAN		1-0	5-2	6-3	3	3	0	12	5	1.000	-
VEN	0-1		7-0	3-0	3	2	1	10	1	.667	1
ARG	2-5	0-7		3-1	3	1	2	5	13	.333	2
PUR	3-6	0-3	1-3		3	0	3	4	12	.000	3

Classification	FRI 27 JUL	10:00	13	PUERTO RICO - BRAZIL	0 - 1
Classification	FRI 27 JUL	12:00	14	COLOMBIA - ARGENTINA	1 - 0

Note:

During the playoffs, home team in each game is determined in a technical meeting prior to each phase.

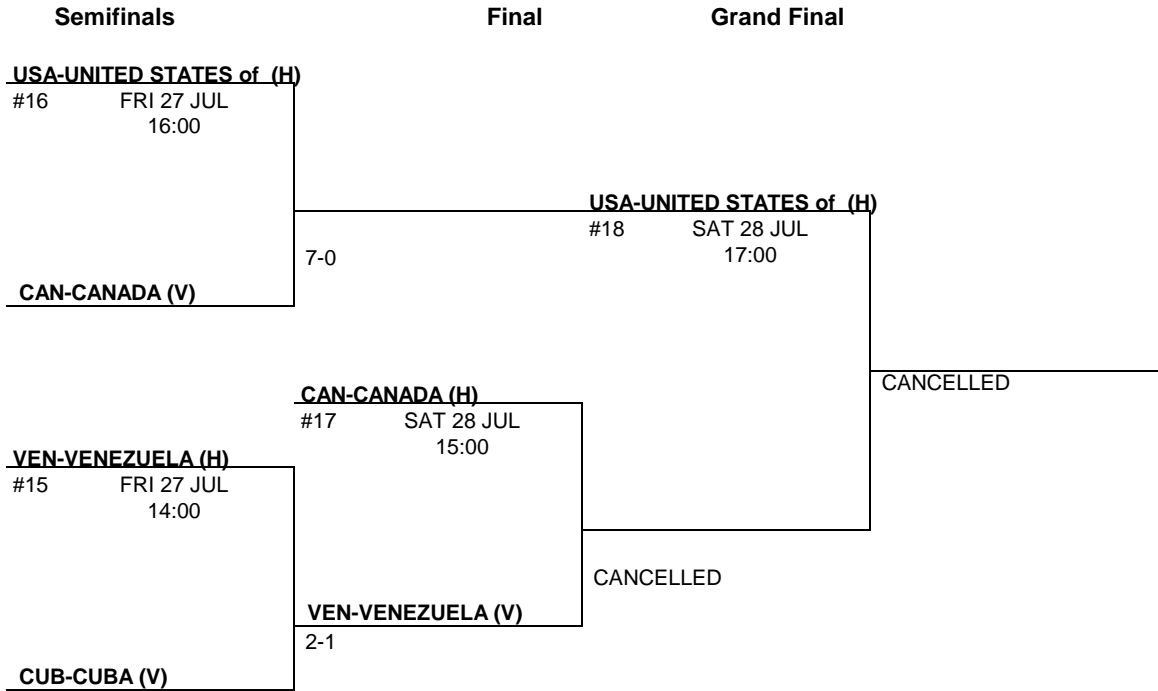
Legend:

GB Games behind H Home team V Visiting team W/L% Win/loss percentage

Tournament Summary

Resumen Final / Sumário Final

Playoffs



Final Standings

Gold	1	USA
Silver	2	CAN
Silver	2	VEN
	4	CUB
	5	COL
	6	ARG
	7	BRA
	8	PUR

Note:

During the playoffs, home team in each game is determined in a technical meeting prior to each phase.

Legend:

GB Games behind **H** Home team **V** Visiting team **W/L%** Win/loss percentage

Team Roster

Formación del equipo / Escalação das Equipes

As of 22 JUL 2007

ARG - ARGENTINA

No	Name	Pos	Height m/ft	Throw in	Bat Hand	Date of Birth	Club	IG
1	NETTO Rocio	OF	1.68/5'6"	R	R	13 JUN 1989		0
3	GIMENEZ Nuria Andrea	IF		R	R			0
3	ONORATI Maria Carolina	OF	1.57/5'2"	R	R	06 SEP 1987		0
8	BUSO GOMEZ Maria	P	1.65/5'5"	R	R	26 JAN 1981		0
9	TAVELLA Tatiana	C	1.67/5'6"	R	R	29 SEP 1984		0
10	CLARK Pamela	OF	1.57/5'2"	R	R	30 AUG 1988		0
12	CASTAGNO Cecilia Alejandra	C	1.60/5'3"	R	R	12 APR 1989		0
13	BUKACSEWKI Veronica	IF	1.56/5'1"	R	R	19 SEP 1986		0
16	TAZZIOLI Claudia Rosana	P	1.64/5'5"	L	R	03 SEP 1971		0
17	HEIS Nadia Soledad	IF	1.56/5'1"	R	R	14 JUL 1985		0
18	MEIZOSO Paula Andrea	P	1.67/5'6"	R	R	25 JUL 1972		0
19	SILVESTRINI Maria Valeria	IF	1.63/5'4"	R	L	19 JUL 1979		0
22	de la VEGA Maria Josefina	P	1.62/5'4"	R	R	19 JUN 1987		0
23	FREZZOTTI Magali Nadia	IF		R	R	23 AUG 1988		0
24	OSUNA Maia Soledad	OF	1.72/5'8"	R	R	03 FEB 1976		0
26	VILLALVA	P	1.66/5'5"	R	R	07 JUN 1982		0
30	GODOY Agustina	IF	1.57/5'2"	R	R	24 SEP 1985		0

Uniform Colour: White (Light) Blue (Dark) (Alternate)

Head Coach: SCIAMMARO Donato Victor (ARG)
VEGA Mario Alberto (ARG)

Asst. Coaches: GAMARCI Julio Ismael (ARG)
LUNA Andres Osvaldo (ARG)
SPOTORNO Guillermo (ARG)

Legend:

C Catcher	DP Designated player	IF Infielder	IG International games played
L Bats/Throws left handed	No Uniform number	OF Outfielder	P Pitcher
Pos Position	R Bats/Throws right handed	S Switch hitter	U Utility fielder

Team Roster

Formación del equipo / Escalação das Equipes

As of 22 JUL 2007

BRA - BRAZIL

No	Name	Pos	Height m/ft in	Throw Hand	Bat Hand	Date of Birth	Club	IG
1	MISAWA Tathiane	IF		R	L	12 FEB 1988		0
2	ABE Mariana	OF		R	R	25 JUN 1986		0
3	SUETSUGU Simone	IF		R	R	01 MAR 1989		0
4	ABE Katia	IF		R	L	01 DEC 1984		0
5	TANAKA Maria	OF		L	L	19 OCT 1986		0
6	MURAZAWA Martha	IF		R	R	18 AUG 1986		0
7	MORIMOTO Vivian	C		R	L	05 MAR 1988		0
8	SOMEYA Miriam	P		R	R	07 APR 1986		0
9	ARIKI Camila	IF		R	L	15 FEB 1984		0
10	MIZUSHIMA Marcia	C		R	R	04 JUL 1979		0
11	HIGA Nilze	P		R	R	27 FEB 1986		0
12	MIYAHIRA Simone	IF		R	R	20 FEB 1984		0
13	SUGINO Patricia	OF		R	R	14 OCT 1986		0
14	SHIBATA Juliana	IF		R	R	25 JUL 1985		0
15	TAKAHASHI Cynthia	OF		R	L	05 MAY 1984		0
16	SIMON Elayne	P		R	R	18 MAR 1985		0
17	KUDO Cinthia	P		R	R	18 MAR 1982		0

Uniform Colour: White (Light) Blue (Dark) (Alternate)

Head Coach: HIGASHI Taketomi (BRA)

Asst. Coaches: MILTON Kono (BRA)

Legend:

C Catcher	DP Designated player	IF Infielder	IG International games played
L Bats/Throws left handed	No Uniform number	OF Outfielder	P Pitcher
Pos Position	R Bats/Throws right handed	S Switch hitter	U Utility fielder

Team Roster

Formación del equipo / Escalação das Equipes

As of 22 JUL 2007

CAN - CANADA

No	Name	Pos	Height m/ft in	Throw Hand	Bat Hand	Date of Birth	Club	IG
4	LAWRICK Sheena	IF		R	L	22 JUN 1983		0
5	WILLIS Janiva	OF		R	R	16 MAR 1983		0
7	SALLING Jennifer	IF		R	L	01 JAN 1980		0
8	ROSENRETER Katie	P		L	R	17 NOV 1984		0
10	ODAMURA Kristy	IF		R	L	03 OCT 1977		0
12	MATTHEWS Melanie	OF		R	L	06 AUG 1986		0
13	LAWRIE Danielle	P		R	R	11 APR 1987		0
14	TIMPF Megan	IF		R	R	21 JAN 1984		0
15	MACKIN Robin	P		R	R	31 AUG 1987		0
17	BRADLEY Alison	OF		R	R	27 APR 1979		0
18	CUMPSTONE Erin	C		R	R	03 NOV 1980		0
19	GEE Erin	OF		R	L	09 JAN 1984		0
20	McLEAN Erin	IF		R	R	09 NOV 1985		0
21	MARIN Noemie	U		R	L	05 APR 1984		0
30	McKAY Cambria	C		R	R	07 OCT 1983		0
55	RAFTER Kaleigh	U		R	R	18 AUG 1986		0
77	MEIER Dione	P		R	R	03 SEP 1981		0

Uniform Colour: White (Light) Red (Dark) (Alternate)

Head Coach: STEVENSON Harv (CAN)
Asst. Coaches: ALAMEDA Alana (CAN)
DOBBIN Wendy (CAN)
SIPPEL Lori (CAN)

Legend:

C Catcher	DP Designated player	IF Infielder	IG International games played
L Bats/Throws left handed	No Uniform number	OF Outfielder	P Pitcher
Pos Position	R Bats/Throws right handed	S Switch hitter	U Utility fielder

Team Roster

Formación del equipo / Escalação das Equipes

As of 22 JUL 2007

COL - COLOMBIA

No	Name	Pos	Height m/ft in	Throw Hand	Bat Hand	Date of Birth	Club	IG
2	GARCÍA PÉREZ Vianys	OF		R	R	17 NOV 1985		0
3	HURTADO PAYARES Libis	P		R	R	01 OCT 1987		0
6	MENDOZA MIRANDA Zunilda	OF		R	R	10 APR 1968		0
7	GARCÍA NIETO Melisa	OF		R	R	14 DEC 1986		0
8	CONRRADO PINILLA Yadira	OF		R	R	27 MAY 1984		0
9	OLIVERO OLIVO Yomara			R	R	24 OCT 1979		0
11	GARCÍA DÍAZ Monica	OF		R	R	21 NOV 1984		0
15	MILIAN QUIROZ Ketty			R	R	14 APR 1985		0
16	PEÑATA TAPIA Janey	P		L	L	26 OCT 1977		0
19	PUSEY ME LAUGHLIN Ana			R	R	21 OCT 1973		0
21	GIRALDO ISAZA Durley	IF		R	R	19 FEB 1986		0
24	CUDRIZ BORJA Beatriz	C		R	R	08 APR 1972		0
25	GUZMAN AREVALO Kerlin	IF		R	S	25 JUN 1985		0
26	PÉREZ Luz Levis	P		R	R	01 JAN 1980		0
29	OLIVO ALFARO Ana	C		R	R	20 SEP 1983		0
44	PÉREZ OSPINO Ibeth	IF		R	R	04 JAN 1983		0
74	FERNÁNDEZ Eugenia	IF		R	R	01 JAN 1974		0

Uniform Colour: Yellow (Light) (Alternate)

Head Coach: BONFANTE MILANO Guillermo (COL)
Asst. Coaches: MARRUGO MUÑOZ Leobardo (COL)

Legend:

C Catcher	DP Designated player	IF Infielder	IG International games played
L Bats/Throws left handed	No Uniform number	OF Outfielder	P Pitcher
Pos Position	R Bats/Throws right handed	S Switch hitter	U Utility fielder

Team Roster

Formación del equipo / Escalação das Equipes

As of 22 JUL 2007

CUB - CUBA

No	Name	Pos	Height m/ft in	Throw Hand	Bat Hand	Date of Birth	Club	IG
0	ALVAREZ Vilma	OF		R	L	10 APR 1970		0
0	Lafa Yailin	OF		R	R	17 DEC 1983		0
0	OCAÑA Yumelis	C		R	L	02 FEB 1985		0
1	ACOSTA Yuselys	OF		R	L	24 MAR 1985		0
1	CUMBA Miroslava	IF		R	R	15 AUG 1979		0
2	CASTELLON Lidibet	C		R	L	27 FEB 1986		0
2	SOTO Yaleisa	IF		R	R	02 DEC 1982		0
3	AVILES Yanitza	OF		R	L	19 SEP 1982		0
3	BUBAIRE Marlen	P		R	R	31 MAY 1986		0
4	HEREDIA Minieyi	OF		R	R	10 JUN 1986		0
5	LOPEZ Anisley	P		R	R	28 JUL 1985		0
6	RODRIGUEZ Yanelis	P		L	R	27 MAR 1983		0
7	IGLESIAS Maibelis	OF		R	L	22 JUN 1986		0
7	TOLEDO Maritza	IF		R	L	10 SEP 1984		0
9	SANCHEZ Maylin	IF		R	L	04 APR 1988		0
25	PUENTES Diamela	IF		R	L	05 JAN 1981		0
26	PACHECO Yusmari	P		R	R	08 OCT 1981		0

Uniform Colour: White (Light) Red (Dark) (Alternate)

Head Coach: ACOSTA Miguel (CUB)
Asst. Coaches: ACOSTA Bernardo (CUB)
 ARMENTEROS Luis (CUB)
 GONZALEZ Noelvis (CUB)
 SUAREZ Luis Macario (CUB)
 VALDEZ Arian (CUB)

Legend:

C Catcher	DP Designated player	IF Infielder	IG International games played
L Bats/Throws left handed	No Uniform number	OF Outfielder	P Pitcher
Pos Position	R Bats/Throws right handed	S Switch hitter	U Utility fielder

Team Roster

Formación del equipo / Escalação das Equipes

As of 22 JUL 2007

PUR - PUERTO RICO

No	Name	Pos	Height m/ft	Throw in	Bat Hand	Date of Birth	Club	IG
2	TORRES MEDINA Aracelis	IF	1.63/5'4"	R	R	01 APR 1986		0
3	MARICONDA Charisse	IF		R	R	10 DEC 1986		0
4	KEMPISTY MERCADO Koely	U	1.63/5'4"	R	R	30 APR 1986		0
5	COLON FIGUEROA Brenda	P	1.60/5'3"	R	R	05 DEC 1978		0
8	RIVERA NAZARIO Lany	C	1.80/5'11"	R	R	15 AUG 1986		0
9	TORRES Mirelis	IF	1.75/5'9"	R	R	05 APR 1984		0
11	LOZANO MARCANO Zomari	F	1.63/5'4"	R	L	29 OCT 1981		0
12	BONILLA Jennifer	P		R	R			0
15	LOPEZ Jenna Jocelyn	OF	1.65/5'5"	R	L	17 APR 1985		0
17	ARIAZ Alexandra	P	1.68/5'6"	R	R	11 AUG 1985		0
18	SANTIAGO BERNIER Linellis	OF	1.60/5'3"	R	L	28 JAN 1984		0
22	MORALES Aileen Rae	IF	1.65/5'5"	R	R	05 APR 1987		0
23	FERGUSON Kamren	P	1.73/5'8"	R	R	22 JAN 1988		0
24	OLIVARES MAYMI Isabel	OF	1.83/6'0"	R	L	24 JUL 1984		0
33	HERNENDEZ Davina Osanna	OF	1.68/5'6"	R	R	16 APR 1987		0
34	FIGUEROA Luciola	C	1.70/5'7"	R	R	06 JAN 1983		0
35	ALVAREZ ORTIZ Olivia	IF	1.83/6'0"	R	R	25 OCT 1990		0

Uniform Colour: White (Light) Blue (Dark) (Alternate)

Head Coach: VELAZQUEZ Tommy (PUR)
Asst. Coaches: MELENDEZ VAZQUEZ Felix (PUR)
 MERCADO ROSARIO Edwin (PUR)
 OYOLA RODRIGUEZ Juan (PUR)
 TORRES Hector (PUR)

Legend:

C Catcher	DP Designated player	IF Infielder	IG International games played
L Bats/Throws left handed	No Uniform number	OF Outfielder	P Pitcher
Pos Position	R Bats/Throws right handed	S Switch hitter	U Utility fielder

Team Roster

Formación del equipo / Escalação das Equipes

As of 22 JUL 2007

USA - UNITED STATES of AMERICA

No	Name	Pos	Height m/ft in	Throw Hand	Bat Hand	Date of Birth	Club	IG
2	MENDOZA Jessica	OF		R	L	11 OCT 1980		0
3	JUNG Lovieanne	IF		R	R	11 JAN 1980		0
6	BUSTOS Crystl	U		R	R	08 SEP 1977		0
8	OSTERMAN Cat	P		L	L	16 APR 1983		0
11	FLOWERS Tairia	IF		R	R	09 JAN 1981		0
12	KRETSCHMAN Kelly	OF		R	L	26 AUG 1979		0
14	ABBOTT Monica	P		L	L	28 JUL 1985		0
15	RITTER Jennie	P		R	R	01 JUN 1984		0
19	VICKY Galindo	IF		R	L	22 DEC 1983		0
26	LOWE Caitlin	OF		R	R	06 FEB 1985		0
27	FINCH Jennie	P		R	R	03 SEP 1980		0
28	DURAN Andrea	IF		R	R	12 APR 1984		0
29	WATLEY Natasha	IF		R	L	27 NOV 1981		0
31	TOPPING Jenny	IF		L	L	30 MAY 1980		0
34	HOLLOWELL Alicia	P		R	R	29 FEB 1984		0
37	LAPPIN Lauren	IF		R	S	26 JUN 1984		0
44	BERG Laura	OF		L	L	06 JAN 1975		0

Uniform Colour: White (Light) Blue (Dark) (Alternate)

Head Coach: CANDREA Mike (USA)
Asst. Coaches: D'ARCY Chuck (USA)
RITTMAN John (USA)

Legend:

C Catcher	DP Designated player	IF Infielder	IG International games played
L Bats/Throws left handed	No Uniform number	OF Outfielder	P Pitcher
Pos Position	R Bats/Throws right handed	S Switch hitter	U Utility fielder

Team Roster

Formación del equipo / Escalação das Equipes

As of 22 JUL 2007

VEN - VENEZUELA

No	Name	Pos	Height m/ft	Throw in	Bat Hand	Date of Birth	Club	IG
1	ALICART Yurubi	IF	1.65/5'5"	R	R	25 AUG 1985		0
3	MUJICA Desiree	OF		R	R	11 AUG 1989		0
4	RUIZ Hernanza	IF	1.70/5'7"	R	R	04 MAY 1983		0
5	CASTELLANOS Marianella	P	1.80/5'11"	R	R	15 JAN 1984		0
6	BOGADO Mariangee	P	1.70/5'7"	R	R	04 JUL 1984		0
8	ROJAS Rubilena	IF	1.65/5'5"	R	R	26 AUG 1985		0
9	FUENMAYOR Denisse	IF	1.80/5'11"	R	R	17 MAY 1979		0
10	PIMENTEL Jineth	OF	1.70/5'7"	R	R	23 APR 1986		0
11	SOJO Yaicey	OF	1.70/5'7"	R	R	13 APR 1987		0
12	RAMIREZ Angybel	P		R	R	24 FEB 1990		0
14	SOTO Maria	IF	1.70/5'7"	R	R	14 JUN 1978		0
15	PEREZ Yusmary	IF	1.70/5'7"	R	R	10 NOV 1980		0
17	RIERA Maribel	C	1.65/5'5"	R	R	07 JAN 1980		0
20	RODRIGUEZ PEREZ Mailles	IF		R	R	03 APR 1989		0
22	PUERTAS Geraldine	IF	1.70/5'7"	R	R	08 JUN 1988		0
23	CIRIMELLE Zuleima	C	1.70/5'7"	R	R	26 MAY 1967		0
24	GOMEZ Johana	P	1.65/5'5"	R	R	04 FEB 1989		0

Uniform Colour: Red (Light) (Alternate)

Asst. Coaches: HIDALGO Hugo (VEN)
RODRIGUEZ Rafael (VEN)

Legend:

C Catcher	DP Designated player	IF Infielder	IG International games played
L Bats/Throws left handed	No Uniform number	OF Outfielder	P Pitcher
Pos Position	R Bats/Throws right handed	S Switch hitter	U Utility fielder

Game Summary (Box Score)

Acta del partido (Box Score) / Sumário do Jogo (Box Score)

VEN 2 - CUB 1

Team	1	2	3	4	5	6	7	R	H	E	LOB
CUB	0	0	0	0	1	0	0	1	6	1	7
VEN	1	0	0	0	0	0	1	2	7	1	10

CUB - CUBA	Pos	AB	R	H	RBI	BB	SO	PO	A	E
SANCHEZ M	2B	2	-	-	-	1	-	2	3	-
*LAFA Y	2B	1	-	1	1	-	-	-	-	-
	PH	-	-	-	-	-	-	-	-	-
PUENTES D	SS	4	-	1	-	-	-	4	3	-
AVILES Y	CF	3	-	-	-	-	1	2	-	-
CASTELLON L	C	3	-	2	-	-	-	1	-	1
SOTO Y	3B	3	-	1	-	-	-	-	2	-
CUMBA M	DP	3	-	-	-	-	1	-	-	-
TOLEDO M	1B	3	-	-	-	-	-	8	-	-
HEREDIA M	LF	2	1	-	-	1	2	-	-	-
*IGLESIAS M	LF	-	-	-	-	-	-	-	-	-
ACOSTA Y	RF	3	-	1	-	-	1	3	-	-
LOPEZ A	P	-	-	-	-	-	-	-	1	-
*BUBAIRE M	P	-	-	-	-	-	-	-	1	-
Totals		27	1	6	1	2	5	20	10	1

VEN - VENEZUELA	Pos	AB	R	H	RBI	BB	SO	PO	A	E
SOTO M	1B	4	-	-	-	-	-	5	-	-
CIRIMELLE Z	C	4	1	1	-	-	-	6	-	-
*MUJICA D	PR	-	1	-	-	-	-	-	-	-
ALICART Y	2B	4	-	3	-	-	-	1	1	-
PIMENTEL J	3B	2	-	-	-	2	-	-	1	1
FUENMAYOR D	SS	4	-	1	1	-	-	1	2	-
SOJO Y	LF	2	-	-	-	-	1	4	1	-
ROJAS R	DP	2	-	-	-	-	-	-	-	-
*GOMEZ J	DP	1	-	1	-	-	-	-	-	-
	PH	-	-	-	-	-	-	-	-	-
RIERA M	CF	3	-	1	-	-	-	2	-	-
PEREZ Y	RF	1	-	-	-	-	-	1	-	-
BOGADO M	P	-	-	-	-	-	-	1	2	-
Totals		27	2	7	1	2	1	21	7	1

Bottom 2nd BUBAIRE M enter as Pitcher
Top 5th LAFA Y hit for (9) SANCHEZ M
Bottom 5th SANCHEZ M enter as Second Baseman
Bottom 7th IGLESIAS M enter as Left Fielder

Bottom 6th GOMEZ J hit for (8) ROJAS R
Bottom 7th MUJICA D ran for (23) CIRIMELLE Z

2B - CUB 0; VEN 2 - CIRIMELLE Zuleima, ALICART Yurubi
SB - CUB 1 - ACOSTA Yuselys; VEN 0
GDP - CUB 0; VEN 1 - SOTO Maria
DP - CUB 0 - PUENTES Diamela; VEN 0
PB - CUB 1 - CASTELLON Lidibet; VEN 1 - CIRIMELLE Zuleima

CUB - CUBA	W/L/S	IP	H	R	ER	BB	SO	HR	WP	ILP
LOPEZ A		1.1	2	1	-	1	-	-	-	-
BUBAIRE M	L(0,2,0)	5.1	5	1	-	1	1	-	-	-
Totals		6.2	7	2	-	2	1	-	-	-

VEN - VENEZUELA	W/L/S	IP	H	R	ER	BB	SO	HR	WP	ILP
BOGADO M	W(2,1,0)	7.0	6	1	-	2	5	-	1	-
Totals		7.0	6	1	-	2	5	-	1	-

IBB - CUB 1 - PIMENTEL J by BUBAIRE M; VEN 1 - SANCHEZ M by BOGADO M
HBP - CUB 3 - PEREZ Y by BUBAIRE M, SOJO Y by LOPEZ A, PEREZ Y by BUBAIRE M; VEN 0



City of Rock-Field 1
Ciudad del Rock-Campo 1
Cidade do Rock-Campo 1

27 JUL 2007
14:00

Softball
Softbol / Softbol

Women
Mujeres / Feminino

Semifinal - Game 15
Semifinal - Partido 15 / Semifinal - Jogo 15

Game Summary (Box Score)

Acta del partido (Box Score) / Sumário do Jogo (Box Score)

UMPIRES

(HP) MEZA HERAZO Silvio (COL) (1B) SILVA Fernando (BRA)
(2B) KEARNEY Keith Nolen (USA) (3B) AFUSO Jorge (BRA)
(LF) YOSHIDA Mario (BRA) (RF) DIBUR Oscar (ARG)

SCOREKEEPERS

LIE AOYAGUI Cristina (BRA) KOZANO Jorge (BRA)

MIKIE SONOHARA Marta (BRA)

LENGTH OF GAME: 1h 46min

ATTENDANCE: 0

CONDITIONS: Mostly cloudy

TEMPERATURE: 19C/66F

HUMIDITY: 95%

Legend:

1B 1st base	2B Doubles/second base	3B Triples/third base	A Assist
AB At bats	BB Base on balls	BK Balk	C Catcher
CF Centre field	CS Caught stealing	DH Designated hitter	DP Double plays
E Errors	ER Earned runs	GDP Grounded into double play	H Hits
HBP Hit by pitch	HP Home plate	HR Home runs	IBB Intentional base on balls
I/O Reached base on interference or obstruction			IP Innings pitched
L Losses	LF Left field	LOB Left on base	P Pitcher
PB Passed balls	PH Pinch hitter	PO Put outs	Pos Fielding position
PR Pinch runner	R Runs	RBI Runs batted in	RF Right fielder
S Saves	SB Stolen bases	SF Sacrifice flies	SH Sacrifice hits
SO Strike outs	SS Shortstop	TP Triple plays	W Wins
WP Wild pitches	* Substitutions		

Game Summary (Box Score)

Acta del partido (Box Score) / Sumário do Jogo (Box Score)

USA 7 - CAN 0

Team	1	2	3	4	5	6	7	R	H	E	LOB
CAN	0	0	0	0	0			0	2	3	2
USA	0	0	3	3	1			7	8	0	6

CAN - CANADA	Pos	AB	R	H	RBI	BB	SO	PO	A	E
MATTHEWS M	RF	2	-	-	-	-	2	-	-	-
SALLING J	SS	2	-	1	-	-	1	-	-	1
LAWRICK S	1B	2	-	-	-	-	1	6	1	-
BRADLEY A	CF	2	-	-	-	-	1	-	-	1
MARIN N	LF	2	-	-	-	-	1	1	-	-
McLEAN E	3B	2	-	-	-	-	1	-	-	-
WILLIS J	DP	2	-	1	-	-	-	-	-	-
CUMPSTONE E	C	2	-	-	-	-	1	6	-	-
ODAMURA K	2B	1	-	-	-	-	-	1	2	-
LAWRIE D	P	-	-	-	-	-	-	-	1	-
*ROSENRETER K	P	-	-	-	-	-	-	-	-	1
Totals		17	-	2	-	-	8	14	4	3

USA - UNITED STATES of	Pos	AB	R	H	RBI	BB	SO	PO	A	E
LOWE C	CF	3	1	2	-	-	-	-	-	-
WATLEY N	SS	3	-	-	-	-	1	1	1	-
MENDOZA J	LF	3	1	1	2	-	-	2	-	-
BUSTOS C	3B	2	1	-	-	1	1	-	-	-
KRETSCHMAN K	RF	3	-	-	-	-	-	1	-	-
DURAN A	1B	3	1	1	-	-	1	3	-	-
VICKY G	DP	3	1	2	-	-	-	-	-	-
JUNG L	2B	2	1	-	-	-	2	-	1	-
LAPPIN L	C	3	1	2	3	-	1	8	-	-
ABBOTT M	P	-	-	-	-	-	-	-	-	-
Totals		25	7	8	5	1	6	15	2	-

Bottom 4th ROSENRETER K enter as Pitcher

2B - CAN 0; USA 1 - MENDOZA Jessica

SB - CAN 0; USA 1 - MENDOZA Jessica

PB - CAN 0; USA 1 - LAPPIN Lauren

CAN - CANADA	W/L/S	IP	H	R	ER	BB	SO	HR	WP	ILP
LAWRIE D	L(1,1,0)	3.0	3	3	1	1	4	-	-	-
ROSENRETER K		1.2	5	4	3	-	2	-	2	-
Totals		4.2	8	7	-	1	6	-	2	-

USA - UNITED STATES of	W/L/S	IP	H	R	ER	BB	SO	HR	WP	ILP
ABBOTT M	W(2,0,0)	5.0	2	-	-	-	8	-	-	-
Totals		5.0	2	-	-	-	8	-	-	-

IBB - CAN 1 - BUSTOS C by LAWRIE D; USA 0

HBP - CAN 1 - JUNG L by ROSENRETER K; USA 0



City of Rock-Field 1
Ciudad del Rock-Campo 1
Cidade do Rock-Campo 1

27 JUL 2007
16:00

Softball
Softbol / Softbol

Women
Mujeres / Feminino

Semifinal - Game 16
Semifinal - Partido 16 / Semifinal - Jogo 16

Game Summary (Box Score)

Acta del partido (Box Score) / Sumário do Jogo (Box Score)

UMPIRES

(HP) MATSUMORI Fernando (BRA) (1B) HIRAKAWA João (BRA)
(2B) MORALES PEÑA Rafael (VEN) (3B) HAMAMOTO Patricia (BRA)
(LF) KAWASE Yozo (BRA) (RF) OBA Carlos (BRA)

SCOREKEEPERS

LIE AOYAGUI Cristina (BRA) KOZANO Jorge (BRA)

MIKIE SONOHARA Marta (BRA)

LENGTH OF GAME: 1h 44min

ATTENDANCE: 0

CONDITIONS: Mostly cloudy

TEMPERATURE: 19C/66F

HUMIDITY: 95%

Legend:

1B 1st base	2B Doubles/second base	3B Triples/third base	A Assist
AB At bats	BB Base on balls	BK Balk	C Catcher
CF Centre field	CS Caught stealing	DH Designated hitter	DP Double plays
E Errors	ER Earned runs	GDP Grounded into double play	H Hits
HBP Hit by pitch	HP Home plate	HR Home runs	IBB Intentional base on balls
I/O Reached base on interference or obstruction			IP Innings pitched
L Losses	LF Left field	LOB Left on base	P Pitcher
PB Passed balls	PH Pinch hitter	PO Put outs	Pos Fielding position
PR Pinch runner	R Runs	RBI Runs batted in	RF Right fielder
S Saves	SB Stolen bases	SF Sacrifice flies	SH Sacrifice hits
SO Strike outs	SS Shortstop	TP Triple plays	W Wins
WP Wild pitches	* Substitutions		

Team Statistics

Estadísticas del Equipo / Estatística das Equipes

PLAYOFFS
INCLUDING COMPLETED GAMES 4
As of 27 JUL 2007 at 18:48

BATTING

Rank	Team	BA	GP	AB	R	H	2B	3B	HR	RBI	SLG%	OB%	SO	BB	IBB	SH	SF	HBP	I/O	SB	CS	LOB	GDP
1	USA	.320	1	25	7	8	1	-	-	5	.360	.370	6	1	1	-	-	1	-	1	-	6	-
2	VEN	.259	1	27	2	7	2	-	-	1	.333	.375	1	2	1	-	-	3	-	-	-	12	1
3	CUB	.222	1	27	1	6	-	-	-	1	.222	.276	5	2	1	-	-	-	-	1	-	6	-
4	PUR	.190	1	21	-	4	1	1	-	-	.333	.292	4	3	-	3	-	-	-	1	-	6	1
5	BRA	.167	1	24	1	4	1	1	-	1	.292	.259	1	3	1	-	-	-	-	-	-	5	1
6	COL	.160	1	25	1	4	-	-	-	1	.160	.323	6	6	3	1	-	-	-	-	1	8	1
7	CAN	.118	1	17	-	2	-	-	-	-	.118	.118	8	-	-	-	-	-	-	-	-	2	-
8	ARG	.083	1	24	-	2	-	-	-	-	.083	.154	-	1	-	1	-	1	-	-	-	4	1

FIELDING

Rank	Team	GP	PO	A	E	DP	FLD%
1	ARG	1	23	14	-	-	1.000
2	PUR	1	21	10	-	-	1.000
3	BRA	1	21	9	-	-	1.000
4	USA	1	15	2	-	-	1.000
5	COL	1	24	13	1	-	.974
6	CUB	1	20	10	1	-	.968
7	VEN	1	21	7	1	-	.966
8	CAN	1	14	4	3	-	.857

CATCHING

Team	GP	PB	SB	CS
ARG	1	1	-	1
BRA	1	-	1	-
CAN	1	-	1	-
COL	1	-	-	-
CUB	1	1	-	-
PUR	1	-	-	-
USA	1	1	-	-
VEN	1	1	1	-

PITCHING

Rank	Team	W	L	S	ERA	GP	CG	Sho	IP	H	R	ER	HR	BB	IBB	SO	HBP	SH	SF	WP	ILP
1	COL	1	-	-	0.00	1	-	-	8.0	2	-	-	-	1	-	-	1	1	-	-	-
2	ARG	-	1	-	0.00	1	-	-	7.2	4	1	-	-	6	3	6	-	1	-	2	-
3	BRA	1	-	-	0.00	1	-	-	7.0	4	-	-	-	3	-	4	-	3	-	-	-
3	PUR	-	1	-	0.00	1	-	-	7.0	4	1	-	-	3	1	1	-	-	-	-	-
3	VEN	1	-	-	0.00	1	-	-	7.0	6	1	-	-	2	1	5	-	-	-	1	-
6	CUB	-	1	-	0.00	1	-	-	6.2	7	2	-	-	2	1	1	3	-	-	-	-
7	USA	1	-	-	0.00	1	-	-	5.0	2	-	-	-	-	8	-	-	-	-	-	-
8	CAN	-	1	-	0.00	1	-	-	4.2	8	7	-	-	1	1	6	1	-	-	2	-

Legend:

2B Doubles	3B Triples	A Assists	AB At bats
BB Bases on balls	CG Complete games	CS Caught stealing	DP Double plays
ER Earned runs	ERA Earned run average	FLD% Fielding percentage	GDP Grounded into double play
H Hits	HBP Hit by pitch	HR Home runs	IBB Intentional bases on balls
I/O Reached base on interference or obstruction	OB% On base percentage	PB Passed balls	IP Innings pitched
L Games Lost	S Games saved	SB Stolen bases	PO Put outs
R Runs	SLG% Slugging percentage	SO Strikeouts	SF Sacrifice flies
SH Sacrifice hits			W Games Won
WP Wild pitches			

Cumulative Statistics

Estadísticas acumulativas / Estadísticas Cumulativas

PLAYOFFS BATTING AND FIELDING

No	Player	BA	GP	AB	R	H	2B	3B	HR	RBI	SLG%	OB%	SO	BB	IBB	SH	SF	HBP	SB	CS	Pos	GP	IP	PO	A	E	FLD%	DP	
13	BUKACSEWKI V	.000	1	3	-	-	-	-	-	-	.000	.000	-	-	-	-	-	-	-	-	-	3B	1	7.2	-	3	-	1.000	-
10	CLARK P	.000	1	2	-	-	-	-	-	-	.000	.000	-	-	-	1	-	-	-	-	-	RF	1	7.2	-	-	-	-	-
30	GODOY A	.333	1	3	-	1	-	-	-	-	.333	.333	-	-	-	-	-	-	-	-	-	SS	1	7.2	3	3	-	1.000	-
17	HEIS NS	.000	1	2	-	-	-	-	-	-	.000	.333	-	-	-	-	-	1	-	-	-	2B	1	7.2	2	2	-	1.000	-
1	NETTO R	.000	1	1	-	-	-	-	-	-	.000	.000	-	-	-	-	-	-	-	-	-	PH	1	-	-	-	-	-	-
20	ONORATI MC	.000	1	2	-	-	-	-	-	-	.000	.333	-	1	-	-	-	-	-	-	-	LF	1	7.2	-	-	-	-	-
24	OSUNA MS	.000	1	3	-	-	-	-	-	-	.000	.000	-	-	-	-	-	-	-	-	-	1B	1	7.2	10	-	-	1.000	-
19	SILVESTRINI MV	.333	1	3	-	1	-	-	-	-	.333	.333	-	-	-	-	-	-	-	-	-	CF	1	7.2	2	-	-	1.000	-
9	TAVELLA T	.000	1	2	-	-	-	-	-	-	.000	.000	-	-	-	-	-	-	-	-	-	C	1	7.2	6	3	-	1.000	1
16	TAZZIOLI CR	.000	1	3	-	-	-	-	-	-	.000	.000	-	-	-	-	-	-	-	-	-	DP	1	-	-	-	-	-	-
26	VILLALVA C	.000	1	-	-	-	-	-	-	-	.000	.000	-	-	-	-	-	-	-	-	-	P	1	6.0	-	2	-	1.000	-
22	de la VEGA MJ	.000	1	-	-	-	-	-	-	-	.000	.000	-	-	-	-	-	-	-	-	-	P	1	1.2	-	1	-	1.000	-
	TOTALS	.083	1	24	-	2	-	-	-	-	.083	.154	-	1	-	1	-	1	-	-	-		1	7.2	23	14	-	1.000	-

GDP:ONORATI Maria Carolina (1)

Note:

Team GP,DP and IP are not the sum of player participation

Legend:

1B First base	2B Doubles/Second base	3B Triples/Third base	A Assists
AB At Bats	BA Batting aAverage	BB Bases on balls	C Catcher
CF Center fielder	CS Caught stealing	DH Designated hitter	DP Double play/Designated player
E Errors	FLD% Fielding average	GDP Grounded into double play	GP Games played
H Hits	HBP Hit by pitch	HR Home runs	IP Innings played
I/O Reached base on interference or obstruction	No Uniform number	IBB Intentional bases on balls	P Pitcher
LF Left fielder	PO Put outs	OB% On base percentage	PR Pinch runner
PH Pinch hitter	RBI Runs batted In	Pos Fielding position	SB Stolen bases
R Runs	SH Sacrifice hits	RF Right fielder	SO Strike outs
SF Sacrifice flies		SLG% Slugging percentage	
SS Shortstop			

Cumulative Statistics

Estadísticas cumulativas / Estatísticas Cumulativas

PITCHING

No	Player	L/R	W	L	S	ERA	GP	GS	CG	Sho	IP	H	R	ER	HR	BB	IBB	SO	HBP	SH	SF	WP	ILP
26	VILLALVA C	R	-	-	-	0.00	1	1	-	-	6.0	3	-	-	-	4	1	5	-	1	-	1	-
22	de la VEGA MJ	R	-	1	-	4.22	1	-	-	-	1.2	1	1	1	-	2	2	1	-	-	-	1	-
	TOTALS		-	1	-	0.00	1	1	-	-	7.2	4	1	-	-	6	3	6	-	1	-	2	-

CATCHING

No	Player	GP	IP	PB	SB	CS
9	TAVELLA T	1	7.2	1	-	1
	TOTALS	1	7.2	1	-	1

Note:

Team ER may not be the sum of player participation

Legend:

BB Bases on balls allowed	CG Complete games	CS Caught stealing	ER Earned runs allowed
ERA Earned run average	GP Games pitched/played	GS Games started	H Hits allowed
HBP Hit by pitch	HR Home runs allowed	IBB Intentional bases on balls	IP Innings pitched/played
L Losses	L/R Left or right handed	No Uniform number	PB Passed balls
R Runs allowed	S Saves	SB Stolen bases allowed	SF Sacrifice flies allowed
SH Sacrifice hits allowed	Sho Shutouts	SO Strikeouts	W Games Won
WP Wild pitches			

Cumulative Statistics

Estadísticas acumulativas / Estatísticas Cumulativas

PLAYOFFS BATTING AND FIELDING

No	Player	BA	GP	AB	R	H	2B	3B	HR	RBI	SLG%	OB%	SO	BB	IBB	SH	SF	HBP	SB	CS	Pos	GP	IP	PO	A	E	FLD%	DP	
4	ABE K	.000	1	2	-	-	-	-	-	-	-	.000	-	-	-	-	-	-	-	-	-	RF	1	4.0	-	-	-	-	-
2	ABE M	.333	1	3	-	1	-	-	-	-	.333	.333	1	-	-	-	-	-	-	-	-	LF	1	7.0	2	-	-	1.000	-
9	ARIKI C	.000	1	-	-	-	-	-	-	-	-	-	-	-	-	-	-	-	-	-	-	DP	1	-	-	-	-	-	-
																						PR	1	-	-	-	-	-	-
11	HIGA N	.000	1	-	-	-	-	-	-	-	-	-	-	-	-	-	-	-	-	-	-	P	1	4.0	-	1	-	1.000	-
17	KUDO C	.000	1	-	-	-	-	-	-	-	-	-	-	-	-	-	-	-	-	-	-	P	1	3.0	-	-	-	-	-
1	MISAWA T	.500	1	2	-	1	-	1	-	1	1.500	.667	-	1	1	-	-	-	-	-	-	3B	1	7.0	-	4	-	1.000	-
12	MIYAHIRA S	.000	1	3	-	-	-	-	-	-	-	.000	-	-	-	-	-	-	-	-	-	1B	1	7.0	6	2	-	1.000	-
7	MORIMOTO V	.333	1	3	-	1	-	-	-	-	.333	.333	-	-	-	-	-	-	-	-	-	C	1	7.0	5	-	-	1.000	-
6	MURAZAWA M	.333	1	3	1	1	1	-	-	-	.667	.333	-	-	-	-	-	-	-	-	-	2B	1	7.0	5	1	-	1.000	-
14	SHIBATA J	.000	1	1	-	-	-	-	-	-	-	.000	-	-	-	-	-	-	-	-	-	RF	1	2.0	-	-	-	-	-
																						PH	1	-	-	-	-	-	-
16	SIMON E	.000	1	-	-	-	-	-	-	-	-	1.000	-	1	-	-	-	-	-	-	-	PH	1	-	-	-	-	-	-
3	SUETSUGU S	.000	1	3	-	-	-	-	-	-	-	.000	-	-	-	-	-	-	-	-	-	SS	1	7.0	2	1	-	1.000	1
13	SUGINO P	.000	1	1	-	-	-	-	-	-	-	.500	-	1	-	-	-	-	-	-	-	DP	1	-	-	-	-	-	-
15	TAKAHASHI C	.000	1	-	-	-	-	-	-	-	-	-	-	-	-	-	-	-	-	-	-	RF	1	1.0	-	-	-	-	-
5	TANAKA M	.000	1	3	-	-	-	-	-	-	-	.000	-	-	-	-	-	-	-	-	-	CF	1	7.0	1	-	-	1.000	-
	TOTALS	.167	1	24	1	4	1	1	-	1	.292	.259	1	3	1	-	-	-	-	-	-		1	7.0	21	9	-	1.000	-

GDPSUETSUGU Simone (1)

Note:

Team GP,DP and IP are not the sum of player participation

Legend:

1B First base	2B Doubles/Second base	3B Triples/Third base	A Assists
AB At Bats	BA Batting aAverage	BB Bases on balls	C Catcher
CF Center fielder	CS Caught stealing	DH Designated hitter	DP Double play/Designated player
E Errors	FLD% Fielding average	GDP Grounded into double play	GP Games played
H Hits	HBP Hit by pitch	HR Home runs	IP Innings played
I/O Reached base on interference or obstruction	No Uniform number	IBB Intentional bases on balls	P Pitcher
LF Left fielder	PO Put outs	OB% On base percentage	PR Pinch runner
PH Pinch hitter	RBI Runs batted In	Pos Fielding position	SB Stolen bases
R Runs	SH Sacrifice hits	RF Right fielder	SO Strike outs
SF Sacrifice flies		SLG% Slugging percentage	
SS Shortstop			

Cumulative Statistics

Estadísticas acumulativas / Estatísticas Cumulativas

PITCHING

No	Player	L/R	W	L	S	ERA	GP	GS	CG	Sho	IP	H	R	ER	HR	BB	IBB	SO	HBP	SH	SF	WP	ILP
11	HIGA N	R	1	-	-	0.00	1	-	-	-	4.0	2	-	-	-	-	-	4	-	1	-	-	-
17	KUDO C	R	-	-	-	0.00	1	1	-	-	3.0	2	-	-	-	3	-	-	-	2	-	-	-
	TOTALS		1	-	-	0.00	1	1	-	-	7.0	4	-	-	-	3	-	4	-	3	-	-	-

CATCHING

No	Player	GP	IP	PB	SB	CS
7	MORIMOTO V	1	7.0	-	1	-
	TOTALS	1	7.0	-	1	-

Note:

Team ER may not be the sum of player participation

Legend:

BB Bases on balls allowed	CG Complete games	CS Caught stealing	ER Earned runs allowed
ERA Earned run average	GP Games pitched/played	GS Games started	H Hits allowed
HBP Hit by pitch	HR Home runs allowed	IBB Intentional bases on balls	IP Innings pitched/played
L Losses	L/R Left or right handed	No Uniform number	PB Passed balls
R Runs allowed	S Saves	SB Stolen bases allowed	SF Sacrifice flies allowed
SH Sacrifice hits allowed	Sho Shutouts	SO Strikeouts	W Games Won
WP Wild pitches			

Cumulative Statistics

Estadísticas acumulativas / Estatísticas Cumulativas

PLAYOFFS BATTING AND FIELDING

No	Player	BA	GP	AB	R	H	2B	3B	HR	RBI	SLG%	OB%	SO	BB	IBB	SH	SF	HBP	SB	CS	Pos	GP	IP	PO	A	E	FLD%	DP	
17	BRADLEY A	.000	1	2	-	-	-	-	-	-	-	.000	1	-	-	-	-	-	-	-	-	CF	1	4.2	-	-	1	.000	-
18	CUMPSTONE E	.000	1	2	-	-	-	-	-	-	-	.000	1	-	-	-	-	-	-	-	-	C	1	4.2	6	-	-	1.000	-
4	LAWRICK S	.000	1	2	-	-	-	-	-	-	-	.000	1	-	-	-	-	-	-	-	-	1B	1	4.2	6	1	-	1.000	-
13	LAWRIE D	.000	1	-	-	-	-	-	-	-	-	-	-	-	-	-	-	-	-	-	-	P	1	3.0	-	1	-	1.000	-
21	MARIN N	.000	1	2	-	-	-	-	-	-	-	.000	1	-	-	-	-	-	-	-	-	LF	1	4.2	1	-	-	1.000	-
12	MATTHEWS M	.000	1	2	-	-	-	-	-	-	-	.000	2	-	-	-	-	-	-	-	-	RF	1	4.2	-	-	-	-	-
20	McLEAN E	.000	1	2	-	-	-	-	-	-	-	.000	1	-	-	-	-	-	-	-	-	3B	1	4.2	-	-	-	-	-
10	ODAMURA K	.000	1	1	-	-	-	-	-	-	-	.000	-	-	-	-	-	-	-	-	-	2B	1	4.2	1	2	-	1.000	-
8	ROSENRETER K	.000	1	-	-	-	-	-	-	-	-	-	-	-	-	-	-	-	-	-	-	P	1	1.2	-	-	1	.000	-
7	SALLING J	.500	1	2	-	1	-	-	-	-	.500	.500	1	-	-	-	-	-	-	-	-	SS	1	4.2	-	-	1	.000	-
5	WILLIS J	.500	1	2	-	1	-	-	-	-	.500	.500	-	-	-	-	-	-	-	-	-	DP	1	-	-	-	-	-	-
	TOTALS	.118	1	17	-	2	-	-	-	-	.118	.118	8	-	-	-	-	-	-	-	-		1	4.2	14	4	3	.857	-

Note:

Team GP, DP and IP are not the sum of player participation

Legend:

1B First base	2B Doubles/Second base	3B Triples/Third base	A Assists
AB At Bats	BA Batting aAverage	BB Bases on balls	C Catcher
CF Center fielder	CS Caught stealing	DH Designated hitter	DP Double play/Designated player
E Errors	FLD% Fielding average	GDP Grounded into double play	GP Games played
H Hits	HBP Hit by pitch	HR Home runs	IP Innings played
I/O Reached base on interference or obstruction	No Uniform number	IBB Intentional bases on balls	P Pitcher
LF Left fielder	PO Put outs	OB% On base percentage	PR Pinch runner
PH Pinch hitter	RBI Runs batted In	Pos Fielding position	SB Stolen bases
R Runs	SH Sacrifice hits	RF Right fielder	SO Strike outs
RF Sacrifice flies		SLG% Slugging percentage	
SS Shortstop			

Cumulative Statistics

Estadísticas acumulativas / Estatísticas Cumulativas

PITCHING

No	Player	L/R	W	L	S	ERA	GP	GS	CG	Sho	IP	H	R	ER	HR	BB	IBB	SO	HBP	SH	SF	WP	ILP
13	LAWRIE D	R	-	1	-	2.33	1	1	-	-	3.0	3	3	1	-	1	1	4	-	-	-	-	-
8	ROSENRETER K	L	-	-	-	12.65	1	-	-	-	1.2	5	4	3	-	-	-	2	1	-	-	2	-
	TOTALS		-	1	-	0.00	1	1	-	-	4.2	8	7	-	-	1	1	6	1	-	-	2	-

CATCHING

No	Player	GP	IP	PB	SB	CS
18	CUMPSTONE E	1	4.2	-	1	-
	TOTALS	1	4.2	-	1	-

Note:

Team ER may not be the sum of player participation

Legend:

BB Bases on balls allowed	CG Complete games	CS Caught stealing	ER Earned runs allowed
ERA Earned run average	GP Games pitched/played	GS Games started	H Hits allowed
HBP Hit by pitch	HR Home runs allowed	IBB Intentional bases on balls	IP Innings pitched/played
L Losses	L/R Left or right handed	No Uniform number	PB Passed balls
R Runs allowed	S Saves	SB Stolen bases allowed	SF Sacrifice flies allowed
SH Sacrifice hits allowed	Sho Shutouts	SO Strikeouts	W Games Won
WP Wild pitches			

Cumulative Statistics

Estadísticas acumulativas / Estatísticas Cumulativas

PLAYOFFS BATTING AND FIELDING

No	Player	BA	GP	AB	R	H	2B	3B	HR	RBI	SLG%	OB%	SO	BB	IBB	SH	SF	HBP	SB	CS	Pos	GP	IP	PO	A	E	FLD%	DP
8	CONRRADO PINIL.	.000	1	2	-	-	-	-	-	-	-	.000	1	-	-	1	-	-	-	-	RF	1	8.0	3	-	-	1.000	-
24	CUDRIZ BORJA B	.000	1	3	-	-	-	-	-	-	-	.000	2	-	-	-	-	-	-	-	C	1	8.0	1	1	-	1.000	-
74	FERNÁNDEZ HOOC.	.333	1	3	-	1	-	-	-	-	.333	.500	-	1	1	-	-	-	-	-	SS	1	8.0	2	2	-	1.000	-
11	GARCÍA DÍAZ M	.000	1	1	-	-	-	-	-	-	-	.000	1	-	-	-	-	-	-	-	PH	1	-	-	-	-	-	-
7	GARCÍA NIETO M	.500	1	2	-	1	-	-	-	-	.500	.667	-	1	-	-	-	-	-	-	CF	1	8.0	1	-	-	1.000	-
21	GIRALDO ISAZA D	.000	1	-	-	-	-	-	-	-	-	-	-	-	-	-	-	-	-	-	PR	1	-	-	-	-	-	-
25	GUZMAN AREVALO	.500	1	2	1	1	-	-	-	-	.500	.750	-	2	1	-	-	-	-	-	2B	1	8.0	3	2	-	1.000	-
6	MENDOZA MIRANDA	.000	1	3	-	-	-	-	-	-	-	.250	1	1	1	-	-	-	-	-	DP	1	-	-	-	-	-	-
9	OLIVERO OLIVO Y	.000	1	2	-	-	-	-	-	-	-	.333	-	1	-	-	-	-	-	-	1B	1	8.0	9	2	-	1.000	-
29	OLIVO ALFARO A	.250	1	4	-	1	-	-	-	1	.250	.250	1	-	-	-	-	-	-	-	LF	1	8.0	1	-	-	1.000	-
19	PUSEY ME LAUGH.	.000	1	-	-	-	-	-	-	-	-	-	-	-	-	-	-	-	-	-	P	1	8.0	2	4	1	.857	1
44	PÉREZ OSPINO I	.000	1	3	-	-	-	-	-	-	-	.000	-	-	-	-	-	-	-	-	3B	1	8.0	2	2	-	1.000	-
	TOTALS	.160	1	25	1	4	-	-	-	1	.160	.323	6	6	3	1	-	-	-	-		1	8.0	24	13	1	.974	-

GDP MENDOZA MIRANDA Zunilda (1)

Note:

Team GP, DP and IP are not the sum of player participation

Legend:

1B First base	2B Doubles/Second base	3B Triples/Third base	A Assists
AB At Bats	BA Batting aAverage	BB Bases on balls	C Catcher
CF Center fielder	CS Caught stealing	DH Designated hitter	DP Double play/Designated player
E Errors	FLD% Fielding average	GDP Grounded into double play	GP Games played
H Hits	HBP Hit by pitch	HR Home runs	IP Innings played
I/O Reached base on interference or obstruction	No Uniform number	IBB Intentional bases on balls	P Pitcher
LF Left fielder	PO Put outs	OB% On base percentage	PR Pinch runner
PH Pinch hitter	RBI Runs batted In	Pos Fielding position	SB Stolen bases
R Runs	SH Sacrifice hits	RF Right fielder	SO Strike outs
RF Sacrifice flies		SLG% Slugging percentage	
SS Shortstop			

Cumulative Statistics

Estadísticas acumulativas / Estatísticas Cumulativas

PITCHING

No	Player	L/R	W	L	S	ERA	GP	GS	CG	Sho	IP	H	R	ER	HR	BB	IBB	SO	HBP	SH	SF	WP	ILP
19	PUSEY ME LAUGH.	R	1	-	-	0.00	1	1	-	-	8.0	2	-	-	-	1	-	-	1	1	-	-	-
TOTALS			1	-	-	0.00	1	1	-	-	8.0	2	-	-	-	1	-	-	1	1	-	-	-

CATCHING

No	Player	GP	IP	PB	SB	CS
24	CUDRIZ BORJA B	1	8.0	-	-	-
TOTALS		1	8.0	-	-	-

Note:

Team ER may not be the sum of player participation

Legend:

BB Bases on balls allowed	CG Complete games	CS Caught stealing	ER Earned runs allowed
ERA Earned run average	GP Games pitched/played	GS Games started	H Hits allowed
HBP Hit by pitch	HR Home runs allowed	IBB Intentional bases on balls	IP Innings pitched/played
L Losses	L/R Left or right handed	No Uniform number	PB Passed balls
R Runs allowed	S Saves	SB Stolen bases allowed	SF Sacrifice flies allowed
SH Sacrifice hits allowed	Sho Shutouts	SO Strikeouts	W Games Won
WP Wild pitches			



City of Rock
Ciudad del Rock
Cidade do Rock

Softball
Softbol / Softbol

Women
Mujeres / Feminino

CUBA

Cumulative Statistics

Estadísticas acumulativas / Estatísticas Cumulativas

PLAYOFFS BATTING AND FIELDING

No	Player	BA	GP	AB	R	H	2B	3B	HR	RBI	SLG%	OB%	SO	BB	IBB	SH	SF	HBP	SB	CS	Pos	GP	IP	PO	A	E	FLD%	DP	
21	ACOSTA Y	.333	1	3	-	1	-	-	-	-	.333	.333	1	-	-	-	-	-	-	1	-	RF	1	6.2	3	-	-	1.000	-
13	AVILES Y	.000	1	3	-	-	-	-	-	-	.000	.000	1	-	-	-	-	-	-	-	-	CF	1	6.2	2	-	-	1.000	-
3	BUBAIRE M	.000	1	-	-	-	-	-	-	-	-	-	-	-	-	-	-	-	-	-	-	P	1	5.1	-	1	-	1.000	-
32	CASTELLON L	.667	1	3	-	2	-	-	-	-	.667	.667	-	-	-	-	-	-	-	-	-	C	1	6.2	1	-	1	.500	-
1	CUMBA M	.000	1	3	-	-	-	-	-	-	.000	.000	1	-	-	-	-	-	-	-	-	DP	1	-	-	-	-	-	-
34	HEREDIA M	.000	1	2	1	-	-	-	-	-	.000	.333	2	1	-	-	-	-	-	-	-	LF	1	6.1	-	-	-	-	-
27	IGLESIAS M	.000	1	-	-	-	-	-	-	-	-	-	-	-	-	-	-	-	-	-	-	LF	1	0.1	-	-	-	-	-
40	LAFA Y	1.000	1	1	-	1	-	-	-	1	1.000	1.000	-	-	-	-	-	-	-	-	-	PH	1	-	-	-	-	-	-
5	LOPEZ A	.000	1	-	-	-	-	-	-	-	-	-	-	-	-	-	-	-	-	-	-	P	1	1.1	-	1	-	1.000	-
25	PUENTES D	.250	1	4	-	1	-	-	-	-	.250	.250	-	-	-	-	-	-	-	-	-	SS	1	6.2	4	3	-	1.000	1
9	SANCHEZ M	.000	1	2	-	-	-	-	-	-	.000	.333	-	1	1	-	-	-	-	-	-	2B	1	6.2	2	3	-	1.000	-
12	SOTO Y	.333	1	3	-	1	-	-	-	-	.333	.333	-	-	-	-	-	-	-	-	-	3B	1	6.2	-	2	-	1.000	-
17	TOLEDO M	.000	1	3	-	-	-	-	-	-	.000	.000	-	-	-	-	-	-	-	-	-	1B	1	6.2	8	-	-	1.000	-
	TOTALS	.222	1	27	1	6	-	-	-	1	.222	.276	5	2	1	-	-	-	-	1	-		1	6.2	20	10	1	.968	-

Note:

Team GP,DP and IP are not the sum of player participation

Legend:

1B First base	2B Doubles/Second base	3B Triples/Third base	A Assists
AB At Bats	BA Batting aAverage	BB Bases on balls	C Catcher
CF Center fielder	CS Caught stealing	DH Designated hitter	DP Double play/Designated player
E Errors	FLD% Fielding average	GDP Grounded into double play	GP Games played
H Hits	HBP Hit by pitch	HR Home runs	IP Innings played
I/O Reached base on interference or obstruction	No Uniform number	IBB Intentional bases on balls	P Pitcher
LF Left fielder	PO Put outs	OB% On base percentage	PR Pinch runner
PH Pinch hitter	RBI Runs batted In	Pos Fielding position	SB Stolen bases
R Runs	SH Sacrifice hits	RF Right fielder	SO Strike outs
RF Sacrifice flies		SLG% Slugging percentage	
SS Shortstop			

Cumulative Statistics

Estadísticas acumulativas / Estatísticas Cumulativas

PITCHING

No	Player	L/R	W	L	S	ERA	GP	GS	CG	Sho	IP	H	R	ER	HR	BB	IBB	SO	HBP	SH	SF	WP	ILP
3	BUBAIRE M	R	-	1	-	0.00	1	-	-	-	5.1	5	1	-	-	1	1	1	2	-	-	-	-
5	LOPEZ A	R	-	-	-	0.00	1	1	-	-	1.1	2	1	-	-	1	-	-	1	-	-	-	-
	TOTALS		-	1	-	0.00	1	1	-	-	6.2	7	2	-	-	2	1	1	3	-	-	-	-

CATCHING

No	Player	GP	IP	PB	SB	CS
32	CASTELLON L	1	6.2	1	-	-
	TOTALS	1	6.2	1	-	-

Note:

Team ER may not be the sum of player participation

Legend:

BB Bases on balls allowed	CG Complete games	CS Caught stealing	ER Earned runs allowed
ERA Earned run average	GP Games pitched/played	GS Games started	H Hits allowed
HBP Hit by pitch	HR Home runs allowed	IBB Intentional bases on balls	IP Innings pitched/played
L Losses	L/R Left or right handed	No Uniform number	PB Passed balls
R Runs allowed	S Saves	SB Stolen bases allowed	SF Sacrifice flies allowed
SH Sacrifice hits allowed	Sho Shutouts	SO Strikeouts	W Games Won
WP Wild pitches			



Cumulative Statistics

Estadísticas acumulativas / Estatísticas Cumulativas

PLAYOFFS BATTING AND FIELDING

No	Player	BA	GP	AB	R	H	2B	3B	HR	RBI	SLG%	OB%	SO	BB	IBB	SH	SF	HBP	SB	CS	Pos	GP	IP	PO	A	E	FLD%	DP
35	ALVAREZ ORTIZ O	.000	1	1	-	-	-	-	-	-	-	.500	-	1	-	1	-	-	-	-	P	1	2.0	-	-	-	-	-
17	ARIAZ RODRIGUEZ	.000	1	-	-	-	-	-	-	-	-	-	-	-	-	-	-	-	-	-	P	1	5.0	3	3	-	1.000	-
34	FIGUEROA L	.000	1	1	-	-	-	-	-	-	-	.667	-	2	-	-	-	-	-	-	C	1	7.0	1	1	-	1.000	-
33	HERNENDEZ DO	.333	1	3	-	1	-	-	-	-	.333	.333	1	-	-	-	-	-	-	-	RF	1	7.0	-	-	-	-	-
4	KEMPISTY MERCA.	.000	1	-	-	-	-	-	-	-	-	-	-	-	-	-	-	-	-	-	2B	1	2.0	1	-	-	1.000	-
15	LOPEZ JJ	.333	1	3	-	1	-	-	-	-	.333	.333	1	-	-	-	-	-	-	-	CF	1	7.0	3	-	-	1.000	-
11	LOZANO MARCANO	.000	1	1	-	-	-	-	-	-	-	.000	1	-	-	-	-	-	-	-	PH	1	-	-	-	-	-	-
3	MARICONDA C	.000	1	2	-	-	-	-	-	-	-	.000	-	-	-	1	-	-	1	-	3B	1	7.0	1	2	-	1.000	-
22	MORALES AR	.333	1	3	-	1	1	-	-	-	.667	.333	-	-	-	-	-	-	-	-	SS	1	7.0	3	3	-	1.000	1
24	OLIVARES MAYMI	.000	1	-	-	-	-	-	-	-	-	-	-	-	-	-	-	-	-	-	DP	1	-	-	-	-	-	-
8	RIVERA NAZARIO	.000	1	-	-	-	-	-	-	-	-	-	-	-	-	-	-	-	-	-	PR	1	-	-	-	-	-	-
18	SANTIAGO BERNI.	.000	1	2	-	-	-	-	-	-	-	.000	-	-	-	-	-	-	-	-	LF	1	7.0	1	-	-	1.000	-
9	TORRES M	.000	1	2	-	-	-	-	-	-	-	.000	1	-	-	1	-	-	-	-	1B	1	7.0	7	-	-	1.000	-
2	TORRES MEDINA A	.333	1	3	-	1	-	1	-	-	1.000	.333	-	-	-	-	-	-	-	-	DP	1	-	-	-	-	-	-
	TOTALS	.190	1	21	-	4	1	1	-	-	.333	.292	4	3	-	3	-	-	-	1	-	1	7.0	21	10	-	1.000	-

GDP: TORRES MEDINA Aracelis (1)

Note:
Team GP, DP and IP are not the sum of player participation

Legend:			
1B First base	2B Doubles/Second base	3B Triples/Third base	A Assists
AB At Bats	BA Batting aAverage	BB Bases on balls	C Catcher
CF Center fielder	CS Caught stealing	DH Designated hitter	DP Double play/Designated player
E Errors	FLD% Fielding average	GDP Grounded into double play	GP Games played
H Hits	HBP Hit by pitch	HR Home runs	IP Innings played
I/O Reached base on interference or obstruction	No Uniform number	IBB Intentional bases on balls	P Pitcher
LF Left fielder	PO Put outs	OB% On base percentage	PR Pinch runner
PH Pinch hitter	RBI Runs batted In	Pos Fielding position	SB Stolen bases
R Runs	SH Sacrifice hits	RF Right fielder	SO Strike outs
RF Sacrifice flies		SLG% Slugging percentage	
SS Shortstop			



Cumulative Statistics

Estadísticas acumulativas / Estatísticas Cumulativas

PITCHING

No	Player	L/R	W	L	S	ERA	GP	GS	CG	Sho	IP	H	R	ER	HR	BB	IBB	SO	HBP	SH	SF	WP	ILP
35	ALVAREZ ORTIZ O	R	-	-	-	0.00	1	-	-	-	2.0	-	-	-	-	1	-	1	-	-	-	-	-
17	ARIAZ RODRIGUEZ	R	-	1	-	1.40	1	1	-	-	5.0	4	1	1	-	2	1	-	-	-	-	-	-
	TOTALS		-	1	-	0.00	1	1	-	-	7.0	4	1	-	-	3	1	1	-	-	-	-	-

CATCHING

No	Player	GP	IP	PB	SB	CS
34	FIGUEROA L	1	7.0	-	-	-
	TOTALS	1	7.0	-	-	-

Note:

Team ER may not be the sum of player participation

Legend:

BB Bases on balls allowed	CG Complete games	CS Caught stealing	ER Earned runs allowed
ERA Earned run average	GP Games pitched/played	GS Games started	H Hits allowed
HBP Hit by pitch	HR Home runs allowed	IBB Intentional bases on balls	IP Innings pitched/played
L Losses	L/R Left or right handed	No Uniform number	PB Passed balls
R Runs allowed	S Saves	SB Stolen bases allowed	SF Sacrifice flies allowed
SH Sacrifice hits allowed	Sho Shutouts	SO Strikeouts	W Games Won
WP Wild pitches			



Cumulative Statistics

Estadísticas acumulativas / Estatísticas Cumulativas

PLAYOFFS BATTING AND FIELDING

No	Player	BA	GP	AB	R	H	2B	3B	HR	RBI	SLG%	OB%	SO	BB	IBB	SH	SF	HBP	SB	CS	Pos	GP	IP	PO	A	E	FLD%	DP	
14	ABBOTT M	.000	1	-	-	-	-	-	-	-	-	-	-	-	-	-	-	-	-	-	-	P	1	5.0	-	-	-	-	-
6	BUSTOS C	.000	1	2	1	-	-	-	-	-	.333	.333	1	1	1	-	-	-	-	-	-	3B	1	5.0	-	-	-	-	-
28	DURAN A	.333	1	3	1	1	-	-	-	-	.333	.333	1	-	-	-	-	-	-	-	-	1B	1	5.0	3	-	-	1.000	-
3	JUNG L	.000	1	2	1	-	-	-	-	-	-	.333	2	-	-	-	-	1	-	-	-	2B	1	5.0	-	1	-	1.000	-
12	KRETSCHMAN K	.000	1	3	-	-	-	-	-	-	.000	-	-	-	-	-	-	-	-	-	-	RF	1	5.0	1	-	-	1.000	-
37	LAPPIN L	.667	1	3	1	2	-	-	-	3	.667	.667	1	-	-	-	-	-	-	-	-	C	1	5.0	8	-	-	1.000	-
26	LOWE C	.667	1	3	1	2	-	-	-	-	.667	.667	-	-	-	-	-	-	-	1	-	CF	1	5.0	-	-	-	-	-
2	MENDOZA J	.333	1	3	1	1	1	-	-	2	.667	.333	-	-	-	-	-	-	-	-	-	LF	1	5.0	2	-	-	1.000	-
19	VICKY G	.667	1	3	1	2	-	-	-	-	.667	.667	-	-	-	-	-	-	-	-	-	DP	1	-	-	-	-	-	-
29	WATLEY N	.000	1	3	-	-	-	-	-	-	-	.000	1	-	-	-	-	-	-	-	-	SS	1	5.0	1	1	-	1.000	-
	TOTALS	.320	1	25	7	8	1	-	-	5	.360	.370	6	1	1	-	-	1	1	-	-		1	5.0	15	2	-	1.000	-

Note:

Team GP,DP and IP are not the sum of player participation

Legend:

1B First base	2B Doubles/Second base	3B Triples/Third base	A Assists
AB At Bats	BA Batting aAverage	BB Bases on balls	C Catcher
CF Center fielder	CS Caught stealing	DH Designated hitter	DP Double play/Designated player
E Errors	FLD% Fielding average	GDP Grounded into double play	GP Games played
H Hits	HBP Hit by pitch	HR Home runs	IP Innings played
I/O Reached base on interference or obstruction	No Uniform number	IBB Intentional bases on balls	P Pitcher
LF Left fielder	PO Put outs	OB% On base percentage	PR Pinch runner
PH Pinch hitter	RBI Runs batted In	Pos Fielding position	SB Stolen bases
R Runs	SH Sacrifice hits	RF Right fielder	SO Strike outs
RF Sacrifice flies		SLG% Slugging percentage	
SS Shortstop			



City of Rock
Ciudad del Rock
Cidade do Rock

Softball
Softbol / Softbol

Women
Mujeres / Feminino

UNITED STATES of AMERICA

Cumulative Statistics

Estadísticas acumulativas / Estatísticas Cumulativas

PITCHING

No	Player	L/R	W	L	S	ERA	GP	GS	CG	Sho	IP	H	R	ER	HR	BB	IBB	SO	HBP	SH	SF	WP	ILP
14	ABBOTT M	L	1	-	-	0.00	1	1	-	-	5.0	2	-	-	-	-	-	8	-	-	-	-	-
	TOTALS		1	-	-	0.00	1	1	-	-	5.0	2	-	-	-	-	-	8	-	-	-	-	-

CATCHING

No	Player	GP	IP	PB	SB	CS
37	LAPPIN L	1	5.0	1	-	-
	TOTALS	1	5.0	1	-	-

Note:

Team ER may not be the sum of player participation

Legend:

BB Bases on balls allowed	CG Complete games	CS Caught stealing	ER Earned runs allowed
ERA Earned run average	GP Games pitched/played	GS Games started	H Hits allowed
HBP Hit by pitch	HR Home runs allowed	IBB Intentional bases on balls	IP Innings pitched/played
L Losses	L/R Left or right handed	No Uniform number	PB Passed balls
R Runs allowed	S Saves	SB Stolen bases allowed	SF Sacrifice flies allowed
SH Sacrifice hits allowed	Sho Shutouts	SO Strikeouts	W Games Won
WP Wild pitches			

Cumulative Statistics

Estadísticas acumulativas / Estadísticas Cumulativas

PLAYOFFS BATTING AND FIELDING

No	Player	BA	GP	AB	R	H	2B	3B	HR	RBI	SLG%	OB%	SO	BB	IBB	SH	SF	HBP	SB	CS	Pos	GP	IP	PO	A	E	FLD%	DP
1	ALICART Y	.750	1	4	-	3	1	-	-	-	1.000	.750	-	-	-	-	-	-	-	-	2B	1	7.0	1	1	-	1.000	-
6	BOGADO M	.000	1	-	-	-	-	-	-	-	-	-	-	-	-	-	-	-	-	-	P	1	7.0	1	2	-	1.000	-
23	CIRIMELLE Z	.250	1	4	1	1	1	-	-	-	.500	.250	-	-	-	-	-	-	-	-	C	1	7.0	6	-	-	1.000	-
9	FUENMAYOR D	.250	1	4	-	1	-	-	-	1	.250	.250	-	-	-	-	-	-	-	-	SS	1	7.0	1	2	-	1.000	-
24	GOMEZ J	1.000	1	1	-	1	-	-	-	-	1.000	1.000	-	-	-	-	-	-	-	-	DP	1	-	-	-	-	-	-
																					PH	1	-	-	-	-	-	-
3	MUJICA D	.000	1	-	1	-	-	-	-	-	-	-	-	-	-	-	-	-	-	-	PR	1	-	-	-	-	-	-
15	PEREZ Y	.000	1	1	-	-	-	-	-	-	-	.667	-	-	-	-	-	2	-	-	RF	1	7.0	1	-	-	1.000	-
10	PIMENTEL J	.000	1	2	-	-	-	-	-	-	-	.500	-	2	1	-	-	-	-	-	3B	1	7.0	-	1	1	.500	-
17	RIERA M	.333	1	3	-	1	-	-	-	-	.333	.333	-	-	-	-	-	-	-	-	CF	1	7.0	2	-	-	1.000	-
8	ROJAS R	.000	1	2	-	-	-	-	-	-	.000	-	-	-	-	-	-	-	-	-	DP	1	-	-	-	-	-	-
11	SOJO Y	.000	1	2	-	-	-	-	-	-	.333	.333	1	-	-	-	-	1	-	-	LF	1	7.0	4	1	-	1.000	-
14	SOTO M	.000	1	4	-	-	-	-	-	-	.000	-	-	-	-	-	-	-	-	-	1B	1	7.0	5	-	-	1.000	-
	TOTALS	.259	1	27	2	7	2	-	-	1	.333	.375	1	2	1	-	-	3	-	-		1	7.0	21	7	1	.966	-

GDPSOTO Maria (1)

Note:

Team GP,DP and IP are not the sum of player participation

Legend:

1B First base	2B Doubles/Second base	3B Triples/Third base	A Assists
AB At Bats	BA Batting aAverage	BB Bases on balls	C Catcher
CF Center fielder	CS Caught stealing	DH Designated hitter	DP Double play/Designated player
E Errors	FLD% Fielding average	GDP Grounded into double play	GP Games played
H Hits	HBP Hit by pitch	HR Home runs	IP Innings played
I/O Reached base on interference or obstruction	No Uniform number	IBB Intentional bases on balls	P Pitcher
LF Left fielder	PO Put outs	OB% On base percentage	PR Pinch runner
PH Pinch hitter	RBI Runs batted In	Pos Fielding position	SB Stolen bases
R Runs	SH Sacrifice hits	RF Right fielder	SO Strike outs
RF Sacrifice flies		SLG% Slugging percentage	
SS Shortstop			

Cumulative Statistics

Estadísticas acumulativas / Estatísticas Cumulativas

PITCHING

No	Player	L/R	W	L	S	ERA	GP	GS	CG	Sho	IP	H	R	ER	HR	BB	IBB	SO	HBP	SH	SF	WP	ILP
6	BOGADO M	R	1	-	-	0.00	1	1	-	-	7.0	6	1	-	-	2	1	5	-	-	-	1	-
	TOTALS		1	-	-	0.00	1	1	-	-	7.0	6	1	-	-	2	1	5	-	-	-	1	-

CATCHING

No	Player	GP	IP	PB	SB	CS
23	CIRIMELLE Z	1	7.0	1	1	-
	TOTALS	1	7.0	1	1	-

Note:

Team ER may not be the sum of player participation

Legend:

BB Bases on balls allowed	CG Complete games	CS Caught stealing	ER Earned runs allowed
ERA Earned run average	GP Games pitched/played	GS Games started	H Hits allowed
HBP Hit by pitch	HR Home runs allowed	IBB Intentional bases on balls	IP Innings pitched/played
L Losses	L/R Left or right handed	No Uniform number	PB Passed balls
R Runs allowed	S Saves	SB Stolen bases allowed	SF Sacrifice flies allowed
SH Sacrifice hits allowed	Sho Shutouts	SO Strikeouts	W Games Won
WP Wild pitches			

Best Offensive Players

Mejores atacantes / Melhores Atacantes

PLAYOFFS
INCLUDING COMPLETED GAMES 4
As of 27 JUL 2007 at 18:49

(Minimum 2.1 plate appearances per game played by team)

BATTING AVERAGE LEADERS

Rk	Player	Team	GP	PA	AB	H	BA
1	ALICART Yurubi	VEN	1	4	4	3	.750
2	CASTELLON Lidibet	CUB	1	3	3	2	.667
2	LAPPIN Lauren	USA	1	3	3	2	.667
2	LOWE Caitlin	USA	1	3	3	2	.667
2	VICKY Galindo	USA	1	3	3	2	.667
6	MISAWA Tathiane	BRA	1	3	2	1	.500
7	GARCÍA NIETO Melisa	COL	1	3	2	1	.500
7	GUZMAN Kerlin	COL	1	4	2	1	.500
9	TORRES MEDINA Aracelis	PUR	1	3	3	1	.333

There are 3 players tied with .333

SLUGGING PERCENTAGE LEADERS

Rk	Player	Team	GP	PA	AB	TB	Slg%
1	MISAWA Tathiane	BRA	1	3	2	3	1.500
2	ALICART Yurubi	VEN	1	4	4	4	1.000
3	TORRES MEDINA Aracelis	PUR	1	3	3	3	1.000
4	CASTELLON Lidibet	CUB	1	3	3	2	.667
4	LAPPIN Lauren	USA	1	3	3	2	.667
4	LOWE Caitlin	USA	1	3	3	2	.667
4	MENDOZA Jessica	USA	1	3	3	2	.667
4	MORALES Aileen Rae	PUR	1	3	3	2	.667
4	MURAZAWA Martha	BRA	1	3	3	2	.667
4	VICKY Galindo	USA	1	3	3	2	.667

HOME RUN LEADERS

Rk	Player	Team	HR

RUNS BATTED IN LEADERS

Rk	Player	Team	RBI
1	LAPPIN Lauren	USA	3
2	MENDOZA Jessica	USA	2
3	Lafa Yailin	CUB	1
4	MISAWA Tathiane	BRA	1
5	FUENMAYOR Denisse	VEN	1
5	OLIVO ALFARO Ana	COL	1

RUNS SCORED LEADERS

Rk	Player	Team	R
1	MUJICA Desiree	VEN	1
2	BUSTOS Crystl	USA	1
2	GUZMAN Kerlin	COL	1
2	HEREDIA Minieyi	CUB	1
2	JUNG Lovieanne	USA	1

There are 6 players tied with 1

STOLEN BASE LEADERS

Rk	Player	Team	SB
1	ACOSTA Yuselys	CUB	1
1	MARICONDA Charisse	PUR	1
1	MENDOZA Jessica	USA	1

Note: Determination of rankings:

Batting average: Batting average (descending), Slugging percentage (descending), At bats (descending)

Slugging percentage: Slugging percentage (descending), At bats (descending)

Home runs: Home runs (descending), At bats (ascending)

Runs batted in: Runs batted in (descending), At bats (ascending)

Runs scored: Runs scored (descending), At bats (ascending)

Stolen bases: Stolen bases (descending), Stolen base percentage (descending)

Legend:

AB At bats

BA Batting average

GP Games played

H Hits

R Runs

Rk Rank

RBI Runs batted in

SB Stolen bases

Best Fielders

Mejores Defensores / Melhores Defensores

PLAYOFFS INCLUDING COMPLETED GAMES 4 As of 27 JUL 2007 at 18:49

PITCHER

(Minimum 2.5 innings pitched per game played by team)

Rk	Player	Team	GP	IP	PO	A	E	DP	FLD%
1	BOGADO Mariangee	VEN	1	7.0	1	2	-	-	1.000
2	ARIAZ Alexandra	PUR	1	5.0	1	1	-	-	1.000
2	VILLALVA Carla	ARG	1	6.0	-	2	-	-	1.000

There are 3 players tied with 1.000

CATCHER

(Minimum 1/2 of Games played by Team)

Rk	Player	Team	GP	IP	PO	A	E	DP	FLD%
1	TAVELLA Tatiana	ARG	1	7.2	6	3	-	1	1.000
2	LAPPIN Lauren	USA	1	5.0	8	-	-	-	1.000
3	CIRIMELLE Zuleima	VEN	1	7.0	6	-	-	-	1.000
3	CUMPSTONE Erin	CAN	1	4.2	6	-	-	-	1.000
5	MORIMOTO Vivian	BRA	1	7.0	5	-	-	-	1.000

FIRST BASE

(Minimum 2/3 of Games played by Team)

Rk	Player	Team	GP	IP	PO	A	E	DP	FLD%
1	OLIVERO OLIVO Yomara	COL	1	8.0	9	2	-	-	1.000
2	OSUNA Maia Soledad	ARG	1	7.2	10	-	-	-	1.000
3	MIYAHIRA Simone	BRA	1	7.0	6	2	-	-	1.000
3	TOLEDO Maritza	CUB	1	6.2	8	-	-	-	1.000

There are 2 players tied with 1.000

SHORTSTOP

(Minimum 2/3 of Games played by Team)

Rk	Player	Team	GP	IP	PO	A	E	DP	FLD%
1	PUENTES Diamela	CUB	1	6.2	4	3	-	1	1.000
2	GODOY Agustina	ARG	1	7.2	3	3	-	-	1.000
2	MORALES Aileen Rae	PUR	1	7.0	3	3	-	1	1.000
4	FERNÁNDEZ Eugenia	COL	1	8.0	2	2	-	-	1.000

There are 2 players tied with 1.000

SECOND BASE

(Minimum 2/3 of Games played by Team)

Rk	Player	Team	GP	IP	PO	A	E	DP	FLD%
1	ALVAREZ ORTIZ Olivia	PUR	1	5.0	3	3	-	-	1.000
1	MURAZAWA Martha	BRA	1	7.0	5	1	-	-	1.000
3	GUZMAN Kerlin	COL	1	8.0	3	2	-	-	1.000
3	SANCHEZ Maylin	CUB	1	6.2	2	3	-	-	1.000
5	HEIS Nadia Soledad	ARG	1	7.2	2	2	-	-	1.000

LEFT FIELD

(Minimum 2/3 of Games played by Team)

Rk	Player	Team	GP	IP	PO	A	E	DP	FLD%
1	SOJO Yaicey	VEN	1	7.0	4	1	-	-	1.000
2	ABE Mariana	BRA	1	7.0	2	-	-	-	1.000
2	MENDOZA Jessica	USA	1	5.0	2	-	-	-	1.000

There are 3 players tied with 1.000

THIRD BASE

(Minimum 2/3 of Games played by Team)

Rk	Player	Team	GP	IP	PO	A	E	DP	FLD%
1	MISAWA Tathiane	BRA	1	7.0	-	4	-	-	1.000
1	PÉREZ OSPINO Ibeth	COL	1	8.0	2	2	-	-	1.000
3	BUKACSEWKI Veronica	ARG	1	7.2	-	3	-	-	1.000
3	MARICONDA Charisse	PUR	1	7.0	1	2	-	-	1.000
5	SOTO Yaleisa	CUB	1	6.2	-	2	-	-	1.000

CENTER FIELD

(Minimum 2/3 of Games played by Team)

Rk	Player	Team	GP	IP	PO	A	E	DP	FLD%
1	LOPEZ Jenna Jocelyn	PUR	1	7.0	3	-	-	-	1.000
2	AVILES Yanitza	CUB	1	6.2	2	-	-	-	1.000
2	RIERA Maribel	VEN	1	7.0	2	-	-	-	1.000
2	SILVESTRINI Maria Valeria	ARG	1	7.2	2	-	-	-	1.000

There are 2 players tied with 1.000

RIGHT FIELD

(Minimum 2/3 of Games played by Team)

Rk	Player	Team	GP	IP	PO	A	E	DP	FLD%
1	ACOSTA Yuselys	CUB	1	6.2	3	-	-	-	1.000
1	CONRRADO Yadira	COL	1	8.0	3	-	-	-	1.000
3	KRETSCHMAN Kelly	USA	1	5.0	1	-	-	-	1.000
3	PEREZ Yusmary	VEN	1	7.0	1	-	-	-	1.000

Note:

Players are ranked according fielding average (descending), then total opportunities (sum of putouts, assists and errors) (descending), then alphabetically.

Legend:

A Assists
GP Games played

DP Double plays
IP Innings pitched/played

E Errors
PO Putouts

FLD% Fielding percentage
Rk Rank

Best Pitchers

Mejores lanzadores / Melhores Arremessadores

PLAYOFFS
INCLUDING COMPLETED GAMES 4
As of 27 JUL 2007 at 18:50

EARNED RUN AVERAGE LEADERS

(Minimum 1.0 innings pitched per game played by team)

Rank	Player	Team	L/R	BF	IP	H	R	ER	ERA
1	PUSEY ME LAUGHLIN Ana	COL	R	26	8.0	2	-	-	0.00
2	BOGADO Mariangee	VEN	R	29	7.0	6	1	-	0.00
3	VILLALVA Carla	ARG	R	23	6.0	3	-	-	0.00
4	BUBAIRE Marlen	CUB	R	23	5.1	5	1	-	0.00
5	ABBOTT Monica	USA	L	17	5.0	2	-	-	0.00
6	HIGA Nilze	BRA	R	14	4.0	2	-	-	0.00
7	KUDO Cinthia	BRA	R	12	3.0	2	-	-	0.00
8	ALVAREZ ORTIZ Olivia	PUR	R	7	2.0	-	-	-	0.00
9	LOPEZ Anisley	CUB	R	8	1.1	2	1	-	0.00
10	ARIAZ Alexandra	PUR	R	19	5.0	4	1	1	1.40

WIN/LOSS LEADERS

Rank	Player	Team	L/R	GP	IP	W	L	W/L%
1	PUSEY ME LAUGHLIN Ana	COL	R	1	8.0	1	-	1.000
2	BOGADO Mariangee	VEN	R	1	7.0	1	-	1.000
3	ABBOTT Monica	USA	L	1	5.0	1	-	1.000
4	HIGA Nilze	BRA	R	1	4.0	1	-	1.000

STRIKEOUT LEADERS

Rank	Player	Team	L/R	SO
1	ABBOTT Monica	USA	L	8
2	VILLALVA Carla	ARG	R	5
3	BOGADO Mariangee	VEN	R	5
4	LAWRIE Danielle	CAN	R	4
5	HIGA Nilze	BRA	R	4
6	ROSENRETER Katie	CAN	L	2
7	de la VEGA Maria Josefina	ARG	R	1
8	ALVAREZ ORTIZ Olivia	PUR	R	1
9	BUBAIRE Marlen	CUB	R	1

Note: Determination of rankings:

ERA leaders: Earned run average (ascending),innings pitched (descending).

Win/loss leaders: Win/loss percentage (descending),number of wins (descending),innings pitched (descending).

Strikeouts leaders: Strikeouts (descending),innings pitched (ascending).

Legend:

BF Batters faced
H Hits
R Runs

ER Earned runs
IP Innings pitched
SO Strikeouts

ERA Earned run average
L Games lost
W Games won

GP Games pitched
L/R Left or right handed
W/L% Win/loss percentage

Game Summary (Box Score)

Acta del partido (Box Score) / Sumário do Jogo (Box Score)

USA 7 - BRA 0

Team	1	2	3	4	5	6	7	R	H	E	LOB
BRA	0	0	0	0	0			0	0	0	0
USA	2	1	1	2	1			7	7	0	7

BRA - BRAZIL	Pos	AB	R	H	RBI	BB	SO	PO	A	E
ARIKI C	3B	2	-	-	-	-	2	-	1	-
TAKAHASHI C	RF	2	-	-	-	-	2	-	-	-
*SIMON E	P	-	-	-	-	-	-	-	-	-
SUETSUGU S	SS	2	-	-	-	-	2	2	-	-
MIYAHIRA S	1B	2	-	-	-	-	2	5	-	-
SUGINO P	DP	1	-	-	-	-	1	-	-	-
*MISAWA T	PH	1	-	-	-	-	1	-	-	-
ABE M	LF	2	-	-	-	-	2	3	-	-
TANAKA M	CF	1	-	-	-	-	1	1	-	-
MURAZAWA M	2B	1	-	-	-	-	-	3	-	-
MIZUSHIMA M	C	1	-	-	-	-	1	1	-	-
*MORIMOTO V	C	-	-	-	-	-	-	-	-	-
KUDO C	P	-	-	-	-	-	-	-	-	-
*ABE K	RF	-	-	-	-	-	-	1	-	-
Totals		15	-	-	-	-	14	13	4	-

USA - UNITED STATES of	Pos	AB	R	H	RBI	BB	SO	PO	A	E
LOWE C	CF	3	-	1	-	-	-	-	-	-
WATLEY N	SS	2	2	1	1	1	-	-	-	-
MENDOZA J	LF	2	2	1	1	1	-	-	-	-
BUSTOS C	DP	2	-	1	1	1	-	-	-	-
FLOWERS T	1B	2	-	-	-	1	-	1	-	-
*LAPPIN L	1B	-	-	-	-	-	-	1	-	-
VICKY G	2B	2	1	-	-	1	1	-	1	-
DURAN A	3B	2	-	1	1	-	-	-	-	-
TOPPING J	C	2	-	-	-	1	-	13	1	-
BERG L	RF	2	2	2	1	-	-	-	-	-
FINCH J	P	-	-	-	-	-	-	-	-	-
*HOLLOWELL A	P	-	-	-	-	-	-	-	-	-
Totals		19	7	7	5	6	1	15	2	-

Bottom 4th SIMON E enter as Right Fielder

Bottom 4th ABE K enter as Pitcher

Top 5th MISAWA T hit for (13) SUGINO P

Bottom 5th SUGINO P ran for (1) MISAWA T

Bottom 5th MORIMOTO V enter as Catcher

Top 5th HOLLOWELL A enter as Pitcher

Top 5th LAPPIN L enter as First Baseman

2B - BRA 0; USA 2 - BUSTOS Crystl, MENDOZA Jessica

SF - BRA 0; USA 1 - BERG Laura

PB - BRA 1 - MIZUSHIMA Marcia; USA 0

BRA - BRAZIL	W/L/S	IP	H	R	ER	BB	SO	HR	WP	ILP
KUDO C	L(0,1,0)	3.0	4	4	4	4	1	-	2	-
SIMON E		1.1	3	3	3	2	-	-	-	-
Totals		4.1	7	7	-	6	1	-	2	-

USA - UNITED STATES of	W/L/S	IP	H	R	ER	BB	SO	HR	WP	ILP
FINCH J	W(1,0,0)	4.0	-	-	-	-	11	-	-	-
HOLLOWELL A		1.0	-	-	-	-	3	-	-	-
Totals		5.0	-	-	-	-	14	-	-	-

HBP - BRA 1 - DURAN A by SIMON E; USA 0



City of Rock-Field 1
Ciudad del Rock-Campo 1
Cidade do Rock-Campo 1

25 JUL 2007
11:00

Softball
Softbol / Softbol

Women
Mujeres / Feminino

Preliminaries - Game 1
Preliminares - Partido 1 / Preliminares - Jogo 1

Game Summary (Box Score)

Acta del partido (Box Score) / Sumário do Jogo (Box Score)

UMPIRES (HP) GARRIDO Raul (CUB) (1B) GOSTOLA Bonnie (CAN)
(2B) MEZA HERAZO Silvio (COL) (3B) KWAI Dik (BRA)

SCOREKEEPERS MISSAE TANKA Simone (BRA) MAYUMI BANDO Lucy (BRA) SEGUCHI Priscila (BRA)

LENGTH OF GAME: **ATTENDANCE:** 120

CONDITIONS: Mostly cloudy **TEMPERATURE:** 20C/68F **HUMIDITY:** 94%

Legend:

1B 1st base	2B Doubles/second base	3B Triples/third base	A Assist
AB At bats	BB Base on balls	BK Balk	C Catcher
CF Centre field	CS Caught stealing	DH Designated hitter	DP Double plays
E Errors	ER Earned runs	GDP Grounded into double play	H Hits
HBP Hit by pitch	HP Home plate	HR Home runs	IBB Intentional base on balls
I/O Reached base on interference or obstruction			IP Innings pitched
L Losses	LF Left field	LOB Left on base	P Pitcher
PB Passed balls	PH Pinch hitter	PO Put outs	Pos Fielding position
PR Pinch runner	R Runs	RBI Runs batted in	RF Right fielder
S Saves	SB Stolen bases	SF Sacrifice flies	SH Sacrifice hits
SO Strike outs	SS Shortstop	TP Triple plays	W Wins
WP Wild pitches	* Substitutions		

Game Summary (Box Score)

Acta del partido (Box Score) / Sumário do Jogo (Box Score)

USA 4 - COL 0

Team	1	2	3	4	5	6	7	R	H	E	LOB
COL	0	0	0	0	0	0	0	0	0	0	1
USA	0	0	4	0	0	0	x	4	5	0	4

COL - COLOMBIA	Pos	AB	R	H	RBI	BB	SO	PO	A	E
GUZMAN AREVALO	2B	3	-	-	-	-	2	5	2	-
CONRRADO PINIL.	RF	3	-	-	-	-	2	1	1	-
OLIVERO OLIVO Y	1B	3	-	-	-	-	3	8	-	-
MENDOZA MIRANDA	DP	3	-	-	-	-	2	-	-	-
FERNÁNDEZ HOOC.	SS	2	-	-	-	-	2	1	1	-
PÉREZ OSPINO I	3B	2	-	-	-	-	2	-	3	-
CUDRIZ BORJA B	C	1	-	-	-	1	1	1	2	-
GARCÍA DÍAZ M	LF	2	-	-	-	-	2	-	-	-
GARCÍA NIETO M	CF	2	-	-	-	-	1	1	-	-
PEÑATA TAPIA J	P	-	-	-	-	-	-	1	-	-
Totals		21	-	-	-	1	17	18	9	-

USA - UNITED STATES of	Pos	AB	R	H	RBI	BB	SO	PO	A	E
LOWE C	CF	3	1	1	-	-	-	-	-	-
WATLEY N	SS	2	-	-	-	-	-	-	1	-
MENDOZA J	LF	3	-	-	-	-	-	-	-	-
BUSTOS C	3B	1	1	-	-	1	-	1	-	-
KRETSCHMAN K	RF	2	1	1	-	1	-	-	-	-
DURAN A	1B	2	1	1	4	-	-	2	1	-
VICKY G	DP	3	-	1	-	-	-	-	-	-
JUNG L	2B	3	-	1	-	-	1	1	1	-
LAPPIN L	C	2	-	-	-	-	-	17	-	-
ABBOTT M	P	-	-	-	-	-	-	-	-	-
*RITTER J	P	-	-	-	-	-	-	-	-	-
Totals		21	4	5	4	2	1	21	3	-

Top 6th RITTER J enter as Pitcher

HR - COL 0; USA 1 - DURAN A in 3rd, (4 RBI)

SH - COL 0; USA 1 - DURAN Andrea

COL - COLOMBIA	W/L/S	IP	H	R	ER	BB	SO	HR	WP	ILP
PEÑATA TAPIA J	L(0,1,0)	6.0	5	4	4	2	1	1	-	-
Totals		6.0	5	4	-	2	1	1	-	-

USA - UNITED STATES of	W/L/S	IP	H	R	ER	BB	SO	HR	WP	ILP
ABBOTT M	W(1,0,0)	5.0	-	-	-	-	12	-	-	-
RITTER J		2.0	-	-	-	1	5	-	-	-
Totals		7.0	-	-	-	1	17	-	-	-

HBP - COL 2 - WATLEY N by PEÑATA TAPIA J, BUSTOS C by PEÑATA TAPIA J; USA 0



City of Rock-Field 1
Ciudad del Rock-Campo 1
Cidade do Rock-Campo 1

25 JUL 2007
13:00

Softball
Softbol / Softbol

Women
Mujeres / Feminino

Preliminaries - Game 3
Preliminares - Partido 3 / Preliminares - Jogo 3

Game Summary (Box Score)

Acta del partido (Box Score) / Sumário do Jogo (Box Score)

UMPIRES (HP) BARBOSA Jaime José (BRA) (1B) YAJIMA Nelson (BRA)
(2B) YOSHIDA Mario (BRA) (3B) KAWASE Yozo (BRA)

SCOREKEEPERS MISSAE TANKA Simone (BRA) MAYUMI BANDO Lucy (BRA) SEGUCHI Priscila (BRA)

LENGTH OF GAME: 1h 23min **ATTENDANCE:** 10

CONDITIONS: Partly cloudy **TEMPERATURE:** 21C/69F **HUMIDITY:** 95%

Legend:

1B 1st base	2B Doubles/second base	3B Triples/third base	A Assist
AB At bats	BB Base on balls	BK Balk	C Catcher
CF Centre field	CS Caught stealing	DH Designated hitter	DP Double plays
E Errors	ER Earned runs	GDP Grounded into double play	H Hits
HBP Hit by pitch	HP Home plate	HR Home runs	IBB Intentional base on balls
I/O Reached base on interference or obstruction			IP Innings pitched
L Losses	LF Left field	LOB Left on base	P Pitcher
PB Passed balls	PH Pinch hitter	PO Put outs	Pos Fielding position
PR Pinch runner	R Runs	RBI Runs batted in	RF Right fielder
S Saves	SB Stolen bases	SF Sacrifice flies	SH Sacrifice hits
SO Strike outs	SS Shortstop	TP Triple plays	W Wins
WP Wild pitches	* Substitutions		

Game Summary (Box Score)

Acta del partido (Box Score) / Sumário do Jogo (Box Score)

CUB 1 - BRA 0

Team	1	2	3	4	5	6	7	R	H	E	LOB
BRA	0	0	0	0	0	0	0	0	4	1	6
CUB	0	0	1	0	0	0	x	1	4	0	3

BRA - BRAZIL	Pos	AB	R	H	RBI	BB	SO	PO	A	E
ARIKI C	3B	3	-	-	-	-	1	1	2	-
TAKAHASHI C	RF	2	-	-	-	1	1	-	-	-
SUETSUGU S	SS	3	-	1	-	-	1	3	-	-
MIYAHIRA S	1B	2	-	1	-	1	1	3	1	-
SUGINO P	DP	2	-	-	-	-	-	-	-	-
*MISAWA T	DP	1	-	-	-	-	-	-	-	-
ABE M	LF	3	-	-	-	-	-	2	-	-
TANAKA M	CF	3	-	2	-	-	-	-	-	-
MURAZAWA M	2B	1	-	-	-	2	-	2	-	-
MIZUSHIMA M	C	1	-	-	-	-	-	5	-	1
*MORIMOTO V	C	2	-	-	-	-	1	2	-	-
HIGA N	P	-	-	-	-	-	-	-	1	-
Totals		23	-	4	-	4	5	18	4	1

CUB - CUBA	Pos	AB	R	H	RBI	BB	SO	PO	A	E
SANCHEZ M	2B	3	1	1	-	-	2	3	3	-
PUENTES D	SS	3	-	2	-	-	-	2	1	-
AVILES Y	CF	2	-	-	1	-	-	-	-	-
CASTELLON L	C	2	-	-	-	1	2	4	1	-
SOTO Y	3B	2	-	-	-	-	-	-	3	-
CUMBA M	DP	2	-	-	-	-	1	-	-	-
TOLEDO M	1B	2	-	1	-	-	1	10	-	-
HEREDIA M	LF	2	-	-	-	-	-	-	-	-
*IGLESIAS M	LF	-	-	-	-	-	-	-	-	-
ACOSTA Y	RF	2	-	-	-	-	-	2	-	-
BUBAIRE M	P	-	-	-	-	-	-	-	1	-
**LOPEZ A	P	-	-	-	-	-	-	-	1	-
Totals		20	1	4	1	1	6	21	10	-

Top 5th MORIMOTO V hit for (10) MIZUSHIMA M
Top 6th MISAWA T hit for (13) SUGINO P

Top 1st LOPEZ A enter as Pitcher
Top 6th BUBAIRE M enter as Pitcher
Top 7th IGLESIAS M enter as Left Fielder

2B - BRA 1 - TANAKA Maria; CUB 1 - PUENTES Diamela
SB - BRA 0; CUB 1 - SANCHEZ Maylin
SF - BRA 0; CUB 1 - AVILES Yanitza
GDP - BRA 1 - ARIKI Camila; CUB 0
DP - BRA 0 - MIYAHIRA Simone; CUB 0 - PUENTES Diamela, SOTO Yaleisa

BRA - BRAZIL	W/L/S	IP	H	R	ER	BB	SO	HR	WP	ILP
HIGA N	L(0,1,0)	6.0	4	1	-	1	6	-	-	1
Totals		6.0	4	1	-	1	6	-	-	1

CUB - CUBA	W/L/S	IP	H	R	ER	BB	SO	HR	WP	ILP
BUBAIRE M		2.0	2	-	-	1	-	-	-	-
LOPEZ A	W(1,0,0)	5.0	2	-	-	3	5	-	-	-
Totals		7.0	4	-	-	4	5	-	-	-



City of Rock-Field 1
Ciudad del Rock-Campo 1
Cidade do Rock-Campo 1

25 JUL 2007
14:00

Softball
Softbol / Softbol

Women
Mujeres / Feminino

Preliminaries - Game 3
Preliminares - Partido 3 / Preliminares - Jogo 3

Game Summary (Box Score)

Acta del partido (Box Score) / Sumário do Jogo (Box Score)

UMPIRES (HP) DIBUR Oscar (ARG) (1B) MORALES PEÑA Rafael (VEN)
(2B) HIRAKAWA João (BRA) (3B) KEARNEY Keith Nolen (USA)
SCOREKEEPERS LIE AOYAGUI Cristina (BRA) IGI Rubia (BRA) KOZANO Jorge (BRA)

LENGTH OF GAME: 1h 54min **ATTENDANCE:** 250

CONDITIONS: Partly cloudy **TEMPERATURE:** 19C/66F **HUMIDITY:** 95%

Legend:

1B 1st base	2B Doubles/second base	3B Triples/third base	A Assist
AB At bats	BB Base on balls	BK Balk	C Catcher
CF Centre field	CS Caught stealing	DH Designated hitter	DP Double plays
E Errors	ER Earned runs	GDP Grounded into double play	H Hits
HBP Hit by pitch	HP Home plate	HR Home runs	IBB Intentional base on balls
I/O Reached base on interference or obstruction			IP Innings pitched
L Losses	LF Left field	LOB Left on base	P Pitcher
PB Passed balls	PH Pinch hitter	PO Put outs	Pos Fielding position
PR Pinch runner	R Runs	RBI Runs batted in	RF Right fielder
S Saves	SB Stolen bases	SF Sacrifice flies	SH Sacrifice hits
SO Strike outs	SS Shortstop	TP Triple plays	W Wins
WP Wild pitches	* Substitutions		

Game Summary (Box Score)

Acta del partido (Box Score) / Sumário do Jogo (Box Score)

CUB 10 - COL 1

Team	1	2	3	4	5	6	7	R	H	E	LOB
COL	0	0	0	1	0			1	3	1	1
CUB	5	2	0	3	x			10	12	0	3

COL - COLOMBIA	Pos	AB	R	H	RBI	BB	SO	PO	A	E
GUZMAN AREVALO	2B	1	1	-	-	1	1	3	-	-
CONRRADO PINIL.	RF	2	-	-	-	-	-	-	-	-
OLIVERO OLIVO Y	1B	1	-	-	-	-	1	1	-	1
MENDOZA MIRANDA	DP	2	-	2	1	-	-	-	-	-
*GIRALDO ISAZA D	DP	-	-	-	-	-	-	-	-	-
	PR	-	-	-	-	-	-	-	-	-
FERNÁNDEZ HOOC.	SS	2	-	-	-	-	1	3	1	-
PÉREZ OSPINO I	3B	2	-	-	-	-	-	1	2	-
CUDRIZ BORJA B	C	2	-	1	-	-	-	2	-	-
GARCÍA DÍAZ M	LF	2	-	-	-	-	-	-	-	-
GARCÍA NIETO M	CF	1	-	-	-	-	-	2	1	-
HURTADO PAYARES	P	-	-	-	-	-	-	-	-	-
*PUSEY ME LAUGH.	P	-	-	-	-	-	-	-	-	-
Totals		15	1	3	1	1	3	12	4	1

CUB - CUBA	Pos	AB	R	H	RBI	BB	SO	PO	A	E
SANCHEZ M	2B	1	1	1	-	1	-	2	1	-
*ALVAREZ V	PH	1	-	-	-	-	-	-	-	-
PUNTES D	SS	3	3	2	-	-	-	2	1	-
AVILES Y	CF	3	1	2	-	-	-	1	-	-
CASTELLON L	C	3	2	2	2	-	-	3	-	-
*LAFA Y	PR	-	1	-	-	-	-	-	-	-
SOTO Y	3B	2	2	2	4	-	-	-	-	-
CUMBA M	DP	3	-	1	1	-	-	-	-	-
TOLEDO M	1B	3	-	-	-	-	1	7	-	-
HEREDIA M	LF	2	-	2	1	-	-	-	-	-
*IGLESIAS M	LF	-	-	-	-	-	-	-	-	-
	PR	-	-	-	-	-	-	-	-	-
ACOSTA Y	RF	2	-	-	-	-	1	-	-	-
RODRIGUEZ Y	P	-	-	-	-	-	-	-	2	-
Totals		23	10	12	8	1	2	15	4	-

Bottom 1st PUSEY ME LAUGH. enter as Pitcher
Top 4th GIRALDO ISAZA D ran for (6) MENDOZA MIRANDA

Bottom 1st ALVAREZ V hit for (9) SANCHEZ M
Top 2nd SANCHEZ M enter as Second Baseman
Bottom 3rd IGLESIAS M ran for (34) HEREDIA M
Bottom 4th LAFA Y ran for (32) CASTELLON L
Top 5th CASTELLON L enter as Catcher

2B - COL 0; CUB 2 - CASTELLON Lidibet, SOTO Yaleisa
SH - COL 1 - OLIVERO OLIVO Yomara ; CUB 0
GDP - COL 2 - GARCÍA DÍAZ Monica, FERNÁNDEZ Eugenia; CUB 1 - ACOSTA Yuselys
DP - COL 0 - FERNÁNDEZ Eugenia; CUB 0 - TOLEDO Maritza, PUNTES Diamela
PB - COL 1 - CUDRIZ BORJA Beatriz; CUB 0

COL - COLOMBIA	W/L/S	IP	H	R	ER	BB	SO	HR	WP	ILP
HURTADO PAYARES	L	(0,1,0)	3	5	5	1	-	-	1	-
PUSEY ME LAUGH.		4.0	9	5	4	-	2	-	-	-
Totals		4.0	12	10	-	1	2	-	1	-

CUB - CUBA	W/L/S	IP	H	R	ER	BB	SO	HR	WP	ILP
RODRIGUEZ Y	W	(1,0,0)	5.0	3	1	1	1	3	-	-
Totals		5.0	3	1	-	1	3	-	-	-

HBP - COL 1 - SOTO Y by HURTADO PAYARES; CUB 0



City of Rock-Field 1
Ciudad del Rock-Campo 1
Cidade do Rock-Campo 1

25 JUL 2007
16:00

Softball
Softbol / Softbol

Women
Mujeres / Feminino

Preliminaries - Game 4
Preliminares - Partido 4 / Preliminares - Jogo 4

Game Summary (Box Score)

Acta del partido (Box Score) / Sumário do Jogo (Box Score)

UMPIRES

(HP) GOSTOLA Bonnie (CAN) (1B) KAWASE Yozo (BRA)

SCOREKEEPERS

(2B) MORALES PEÑA Rafael (VEN) (3B) BARBOSA Jaime José (BRA)
SEGUCHI Priscila (BRA) MAYUMI BANDO Lucy (BRA)

MISSAE TANAKA Simone (BRA)

LENGTH OF GAME: 1h 13min

ATTENDANCE: 225

CONDITIONS: Mostly cloudy

TEMPERATURE: 17C/62F

HUMIDITY: 96%

Legend:

1B 1st base	2B Doubles/second base	3B Triples/third base	A Assist
AB At bats	BB Base on balls	BK Balk	C Catcher
CF Centre field	CS Caught stealing	DH Designated hitter	DP Double plays
E Errors	ER Earned runs	GDP Grounded into double play	H Hits
HBP Hit by pitch	HP Home plate	HR Home runs	IBB Intentional base on balls
I/O Reached base on interference or obstruction			IP Innings pitched
L Losses	LF Left field	LOB Left on base	P Pitcher
PB Passed balls	PH Pinch hitter	PO Put outs	Pos Fielding position
PR Pinch runner	R Runs	RBI Runs batted in	RF Right fielder
S Saves	SB Stolen bases	SF Sacrifice flies	SH Sacrifice hits
SO Strike outs	SS Shortstop	TP Triple plays	W Wins
WP Wild pitches	* Substitutions		

Game Summary (Box Score)

Acta del partido (Box Score) / Sumário do Jogo (Box Score)

PUR 0 - VEN 3

Team	1	2	3	4	5	6	7	R	H	E	LOB
VEN	0	2	1	0	0	0	0	3	7	0	9
PUR	0	0	0	0	0	0	0	0	0	2	0

VEN - VENEZUELA	Pos	AB	R	H	RBI	BB	SO	PO	A	E
SOTO M	1B	4	-	-	-	-	-	7	-	-
CIRIMELLE Z	C	3	-	1	-	-	-	6	-	-
**MUJICA D	PR	-	-	-	-	-	-	-	-	-
ALICART Y	2B	4	1	-	-	-	-	1	2	-
PIMENTEL J	3B	3	1	2	-	1	-	-	1	-
ROJAS R	DP	3	-	1	1	1	1	-	-	-
FUENMAYOR D	SS	4	1	1	-	-	1	1	-	-
SOJO Y	LF	2	-	-	-	1	-	2	-	-
RIERA M	CF	2	-	-	-	-	-	2	-	-
*PUERTAS G	PH	1	-	-	-	-	1	-	-	-
PEREZ Y	RF	3	-	2	1	-	-	2	-	-
BOGADO M	P	-	-	-	-	-	-	-	4	-
Totals		29	3	7	2	3	3	21	7	-

PUR - PUERTO RICO	Pos	AB	R	H	RBI	BB	SO	PO	A	E
MORALES AR	SS	3	-	-	-	-	1	-	4	-
ALVAREZ ORTIZ O	2B	3	-	-	-	-	-	6	-	-
TORRES MEDINA A	DP	3	-	-	-	-	2	-	-	-
TORRES M	1B	2	-	-	-	-	-	7	-	-
*BONILLA J	1B	-	-	-	-	-	-	1	1	-
FIGUEROA L	C	2	-	-	-	-	1	3	-	-
MARICONDA C	3B	2	-	-	-	-	-	-	3	1
LOPEZ JJ	CF	2	-	-	-	-	1	2	-	-
SANTIAGO BERNI.	LF	2	-	-	-	-	-	2	-	-
OLIVARES MAYMI	RF	1	-	-	-	-	-	-	-	1
*HERNENDEZ DO	RF	1	-	-	-	-	-	-	-	-
FERGUSON GONZA.	P	-	-	-	-	-	-	-	3	-
Totals		21	-	-	-	-	5	21	11	2

Top 5th MUJICA D ran for (23) CIRIMELLE Z
Bottom 5th CIRIMELLE Z enter as Catcher
Top 6th PUERTAS G hit for (17) RIERA M
Bottom 6th RIERA M enter as Center Fielder

Top 5th HERNENDEZ DO enter as Right Fielder
Top 6th BONILLA J enter as First Baseman

SB - VEN 1 - MUJICA Desiree; PUR 0

VEN - VENEZUELA	W/L/S	IP	H	R	ER	BB	SO	HR	WP	ILP
BOGADO M	W	(1,0,0)	7.0	-	-	-	5	-	-	-
Totals			7.0	-	-	-	5	-	-	-

PUR - PUERTO RICO	W/L/S	IP	H	R	ER	BB	SO	HR	WP	ILP
FERGUSON GONZA.L	L	(0,1,0)	7.0	7	3	3	3	-	-	1
Totals			7.0	7	3	-	3	3	-	1

IBB - VEN 0; PUR 1 - PIMENTEL J by FERGUSON GONZA.
HBP - VEN 0; PUR 1 - CIRIMELLE Z by FERGUSON GONZA.



City of Rock-Field 1
Ciudad del Rock-Campo 1
Cidade do Rock-Campo 1

25 JUL 2007
18:00

Softball
Softbol / Softbol

Women
Mujeres / Feminino

Preliminaries - Game 5
Preliminares - Partido 5 / Preliminares - Jogo 5

Game Summary (Box Score)

Acta del partido (Box Score) / Sumário do Jogo (Box Score)

UMPIRES (HP) MATSUMORI Fernando (BRA) (1B) YOSHIDA Mario (BRA)
(2B) KEARNEY Keith Nolen (USA) (3B) YAJIMA Nelson (BRA)

SCOREKEEPERS LIE AOYAGUI Cristina (BRA) IGI Rubia (BRA) KOZANO Jorge (BRA)

LENGTH OF GAME: 1h 27min **ATTENDANCE:** 150

CONDITIONS: Cloudy **TEMPERATURE:** 17C/62F **HUMIDITY:** 96%

Legend:

1B 1st base	2B Doubles/second base	3B Triples/third base	A Assist
AB At bats	BB Base on balls	BK Balk	C Catcher
CF Centre field	CS Caught stealing	DH Designated hitter	DP Double plays
E Errors	ER Earned runs	GDP Grounded into double play	H Hits
HBP Hit by pitch	HP Home plate	HR Home runs	IBB Intentional base on balls
I/O Reached base on interference or obstruction			IP Innings pitched
L Losses	LF Left field	LOB Left on base	P Pitcher
PB Passed balls	PH Pinch hitter	PO Put outs	Pos Fielding position
PR Pinch runner	R Runs	RBI Runs batted in	RF Right fielder
S Saves	SB Stolen bases	SF Sacrifice flies	SH Sacrifice hits
SO Strike outs	SS Shortstop	TP Triple plays	W Wins
WP Wild pitches	* Substitutions		

Game Summary (Box Score)

Acta del partido (Box Score) / Sumário do Jogo (Box Score)

CAN 5 - ARG 2

Team	1	2	3	4	5	6	7	R	H	E	LOB
ARG	2	0	0	0	0	0	0	2	3	4	4
CAN	3	0	2	0	0	0	x	5	10	1	11

ARG - ARGENTINA	Pos	AB	R	H	RBI	BB	SO	PO	A	E
GODOY A	SS	2	1	-	-	1	-	2	3	-
BUKACSEWKI V	3B	1	1	-	-	-	1	1	-	1
*FREZZOTTI MN	3B	1	-	-	-	-	1	1	-	-
HEIS NS	2B	2	-	-	-	-	1	1	3	1
OSUNA MS	1B	3	-	-	-	-	1	6	1	-
TAZZIOLI CR	DP	3	-	2	1	-	-	-	-	-
*CASTAGNO CA	PR	-	-	-	-	-	-	-	-	-
SILVESTRINI MV	CF	2	-	-	-	-	-	1	-	-
CLARK P	RF	3	-	1	-	-	1	2	-	-
TAVELLA T	C	2	-	-	-	-	1	3	3	1
*VILLALVA C	PH	1	-	-	-	-	1	-	-	-
ONORATI MC	LF	2	-	-	-	-	1	1	1	1
*BUSSO GOMEZ M	PH	1	-	-	-	-	1	-	-	-
MEIZOSO PA	P	-	-	-	-	-	-	-	1	-
*de la VEGA MJ	P	-	-	-	-	-	-	-	-	-
Totals		23	2	3	1	1	9	18	12	4

CAN - CANADA	Pos	AB	R	H	RBI	BB	SO	PO	A	E
MATTHEWS M	RF	3	1	2	-	-	-	-	-	-
SALLING J	SS	4	-	1	1	-	-	-	3	-
LAWRICK S	1B	3	1	1	-	1	-	7	1	-
BRADLEY A	CF	4	1	-	-	-	-	1	-	-
MARIN N	DP	2	2	2	-	1	-	-	-	-
McLEAN E	3B	3	-	2	2	1	-	1	2	-
CUMPSTONE E	C	3	-	1	-	-	2	9	-	-
*McKAY C	PH	1	-	-	-	-	1	-	-	-
WILLIS J	LF	2	-	-	-	1	-	1	-	-
ODAMURA K	2B	2	-	1	-	1	-	2	1	1
MACKIN R	P	-	-	-	-	-	-	-	1	-
Totals		27	5	10	3	5	3	21	8	1

Bottom 2nd de la VEGA MJ enter as Pitcher
Bottom 3rd FREZZOTTI MN enter as Third Baseman
Top 7th CASTAGNO CA ran for (16) TAZZIOLI CR
Top 7th VILLALVA C hit for (9) TAVELLA T
Top 7th BUSSO GOMEZ M hit for (20) ONORATI MC

Bottom 6th McKAY C hit for (18) CUMPSTONE E
Top 7th CUMPSTONE E enter as Catcher

2B - ARG 0; CAN 2 - MATTHEWS Melanie, SALLING Jennifer
SB - ARG 0; CAN 2 - MARIN Noemie, WILLIS Janiva
SH - ARG 1 - HEIS Nadia Soledad; CAN 0

ARG - ARGENTINA	W/L/S	IP	H	R	ER	BB	SO	HR	WP	ILP
MEIZOSO PA	L(0,1,0)	1.1	4	3	1	1	-	-	-	-
de la VEGA MJ		4.2	6	2	-	4	3	-	3	-
Totals		6.0	10	5	-	5	3	-	3	-

CAN - CANADA	W/L/S	IP	H	R	ER	BB	SO	HR	WP	ILP
MACKIN R	W(1,0,0)	7.0	3	2	1	1	9	-	-	-
Totals		7.0	3	2	-	1	9	-	-	-

HBP - ARG 2 - MATTHEWS M by MEIZOSO PA, MARIN N by de la VEGA MJ; CAN 2 - SILVESTRINI MV by MACKIN R, BUKACSEWKI V by MACKIN R



City of Rock-Field 1
Ciudad del Rock-Campo 1
Cidade do Rock-Campo 1

25 JUL 2007
20:00

Softball
Softbol / Softbol

Women
Mujeres / Feminino

Preliminaries - Game 6
Preliminares - Partido 6 / Preliminares - Jogo 6

Game Summary (Box Score)

Acta del partido (Box Score) / Sumário do Jogo (Box Score)

UMPIRES (HP) HAMAMOTO Patricia (BRA) (1B) AFUSO Jorge (BRA)
(2B) OBA Carlos (BRA) (3B) SILVA Fernando (BRA)

SCOREKEEPERS LIE AOYAGUI Cristina (BRA) IGI Rubia (BRA) KOZANO Jorge (BRA)

LENGTH OF GAME: 2h 29min **ATTENDANCE:** 150

CONDITIONS: **TEMPERATURE:** **HUMIDITY:**

Legend:

1B 1st base	2B Doubles/second base	3B Triples/third base	A Assist
AB At bats	BB Base on balls	BK Balk	C Catcher
CF Centre field	CS Caught stealing	DH Designated hitter	DP Double plays
E Errors	ER Earned runs	GDP Grounded into double play	H Hits
HBP Hit by pitch	HP Home plate	HR Home runs	IBB Intentional base on balls
I/O Reached base on interference or obstruction			IP Innings pitched
L Losses	LF Left field	LOB Left on base	P Pitcher
PB Passed balls	PH Pinch hitter	PO Put outs	Pos Fielding position
PR Pinch runner	R Runs	RBI Runs batted in	RF Right fielder
S Saves	SB Stolen bases	SF Sacrifice flies	SH Sacrifice hits
SO Strike outs	SS Shortstop	TP Triple plays	W Wins
WP Wild pitches	* Substitutions		



City of Rock-Field 1
Ciudad del Rock-Campo 1
Cidade do Rock-Campo 1

26 JUL 2007
10:00

Softball
Softbol / Softbol

Women
Mujeres / Feminino

Preliminaries - Game 7
Preliminares - Partido 7 / Preliminares - Jogo 7

Game Summary (Box Score)

Acta del partido (Box Score) / Sumário do Jogo (Box Score)

CUB 0 - USA 10

Team	1	2	3	4	5	6	7	R	H	E	LOB
USA	4	2	0	3	1			10	14	0	5
CUB	0	0	0	0	0			0	0	1	1

USA - UNITED STATES of	Pos	AB	R	H	RBI	BB	SO	PO	A	E
LOWE C	CF	4	1	2	-	-	-	-	-	-
WATLEY N	SS	4	3	3	-	-	-	-	-	-
MENDOZA J	LF	4	2	2	1	-	-	-	-	-
BUSTOS C	3B	3	2	2	4	-	-	-	-	-
KRETSCHMAN K	DP	3	-	1	-	-	1	-	-	-
DURAN A	1B	3	-	2	3	-	-	1	-	-
TOPPING J	C	3	-	-	-	-	1	14	1	-
JUNG L	2B	3	1	1	1	-	1	-	-	-
BERG L	RF	3	1	1	-	-	-	-	-	-
OSTERMAN C	P	-	-	-	-	-	-	-	-	-
Totals		30	10	14	9	-	3	15	1	-

CUB - CUBA	Pos	AB	R	H	RBI	BB	SO	PO	A	E
SANCHEZ M	2B	2	-	-	-	-	1	-	2	1
PUENTES D	SS	2	-	-	-	-	2	-	2	-
AVILES Y	CF	2	-	-	-	-	2	1	-	-
CASTELLON L	C	2	-	-	-	-	2	4	-	-
*OCAÑA Y	C	-	-	-	-	-	-	-	-	-
SOTO Y	3B	2	-	-	-	-	2	1	-	-
CUMBA M	DP	-	-	-	-	1	-	-	-	-
*ALVAREZ V	PH	1	-	-	-	-	1	-	-	-
TOLEDO M	1B	1	-	-	-	-	1	6	-	-
*LAFA Y	PH	1	-	-	-	-	1	-	-	-
HEREDIA M	LF	1	-	-	-	-	1	1	-	-
ACOSTA Y	RF	1	-	-	-	-	1	1	-	-
BUBAIRE M	P	-	-	-	-	-	-	-	-	-
**RODRIGUEZ Y	P	-	-	-	-	-	-	1	-	-
**LOPEZ A	P	-	-	-	-	-	-	-	-	-
*PACHECO Y	P	-	-	-	-	-	-	-	-	-
Totals		15	-	-	-	1	14	15	4	1

Top 1st RODRIGUEZ Y enter as Pitcher

Top 3rd LOPEZ A enter as Pitcher

Top 5th PACHECO Y enter as Pitcher

Top 5th OCAÑA Y enter as Catcher

Bottom 5th ALVAREZ V hit for (1) CUMBA M

Bottom 5th LAFA Y hit for (17) TOLEDO M

2B - USA 1 - MENDOZA Jessica; CUB 0

HR - USA 2 - BUSTOS C in 2nd, (2 RBI);JUNG L in 5th, (1 RBI); CUB 0

PB - USA 0; CUB 2 - CASTELLON Lidibet (2)

Game Summary (Box Score)

Acta del partido (Box Score) / Sumário do Jogo (Box Score)

USA - UNITED STATES of	W/L/S	IP	H	R	ER	BB	SO	HR	WP	ILP
OSTERMAN C	W(1,0,0)	5.0	-	-	-	1	14	-	-	-
Totals		5.0	-	-	-	1	14	-	-	-

CUB - CUBA	W/L/S	IP	H	R	ER	BB	SO	HR	WP	ILP
BUBAIRE M	L(0,1,0)	-	4	4	4	-	-	-	-	-
RODRIGUEZ Y		2.0	4	2	2	-	3	1	-	-
LOPEZ A		2.0	4	3	1	-	-	-	-	-
PACHECO Y		1.0	2	1	1	-	-	1	-	-
Totals		5.0	14	10	-	-	3	2	-	-

UMPIRES

(HP) SILVA Fernando (BRA)
(2B) DIBUR Oscar (ARG)

(1B) BARBOSA Jaime José (BRA)
(3B) HIRAKAWA João (BRA)

SCOREKEEPERS

MISSAE TANAKA Simone (BRA)

MAYUMI BANDO Lucy (BRA)

SEGUCHI Priscila (BRA)

LENGTH OF GAME: 1h 23min

ATTENDANCE: 100

CONDITIONS: Mostly cloudy

TEMPERATURE: 19C/66F

HUMIDITY: 92%

Legend:

1B 1st base	2B Doubles/second base	3B Triples/third base	A Assist
AB At bats	BB Base on balls	BK Balk	C Catcher
CF Centre field	CS Caught stealing	DH Designated hitter	DP Double plays
E Errors	ER Earned runs	GDP Grounded into double play	H Hits
HBP Hit by pitch	HP Home plate	HR Home runs	IBB Intentional base on balls
I/O Reached base on interference or obstruction			IP Innings pitched
L Losses	LF Left field	LOB Left on base	P Pitcher
PB Passed balls	PH Pinch hitter	PO Put outs	Pos Fielding position
PR Pinch runner	R Runs	RBI Runs batted in	RF Right fielder
S Saves	SB Stolen bases	SF Sacrifice flies	SH Sacrifice hits
SO Strike outs	SS Shortstop	TP Triple plays	W Wins
WP Wild pitches	* Substitutions		

Game Summary (Box Score)

Acta del partido (Box Score) / Sumário do Jogo (Box Score)

BRA 0 - COL 2

Team	1	2	3	4	5	6	7	R	H	E	LOB
COL	0	0	0	2	0	0	0	2	8	1	6
BRA	0	0	0	0	0	0	0	0	6	1	8

COL - COLOMBIA	Pos	AB	R	H	RBI	BB	SO	PO	A	E
GUZMAN AREVALO	2B	2	-	2	-	-	-	7	1	-
CONRRADO PINIL.	RF	3	-	-	-	-	2	-	-	-
FERNÁNDEZ HOOC.	SS	3	-	-	-	-	2	-	-	-
MENDOZA MIRANDA	DP	3	-	1	-	-	1	-	-	-
*GIRALDO ISAZA D	PR	-	1	-	-	-	-	-	-	-
OLIVO ALFARO A	LF	2	-	1	-	-	-	-	-	-
CUDRIZ BORJA B	C	2	-	-	-	-	1	6	-	-
OLIVERO OLIVO Y	1B	3	1	1	1	-	1	4	2	-
PÉREZ OSPINO I	3B	3	-	1	-	-	-	2	2	1
GARCÍA NIETO M	CF	3	-	2	-	-	-	2	-	-
GARCÍA PÉREZ V	P	-	-	-	-	-	-	-	-	-
*PEÑATA TAPIA J	P	-	-	-	-	-	-	-	3	-
Totals		24	2	8	1	-	7	21	8	1

BRA - BRAZIL	Pos	AB	R	H	RBI	BB	SO	PO	A	E
ARIKI C	3B	2	-	1	-	-	1	-	4	-
*MISAWA T	PH	1	-	-	-	-	1	-	-	-
TAKAHASHI C	RF	2	-	-	-	-	-	-	-	-
*ABE K	PH	1	-	-	-	-	1	-	-	-
TANAKA M	CF	3	-	-	-	-	1	-	-	-
MIYAHIRA S	1B	3	-	1	-	-	-	5	3	1
MORIMOTO V	C	3	-	2	-	-	-	7	-	-
ABE M	LF	2	-	-	-	-	-	2	1	-
SUGINO P	DP	3	-	-	-	-	1	-	-	-
MURAZAWA M	2B	2	-	-	-	-	1	5	1	-
*SUETSUGU S	2B	1	-	1	-	-	-	2	-	-
SHIBATA J	SS	3	-	1	-	-	-	-	1	-
SIMON E	P	-	-	-	-	-	-	-	1	-
*HIGA N	P	-	-	-	-	-	-	-	1	-
Totals		26	-	6	-	-	6	21	12	1

Bottom 3rd PEÑATA TAPIA J enter as Pitcher
Top 4th GIRALDO ISAZA D ran for (6) MENDOZA MIRANDA
Bottom 4th MENDOZA MIRANDA ran for (21) GIRALDO ISAZA D

Top 3rd HIGA N enter as Pitcher
Top 6th SUETSUGU S enter as Second Baseman
Bottom 7th MISAWA T hit for (9) ARIKI C
Bottom 7th ABE K hit for (15) TAKAHASHI C

2B - COL 1 - OLIVO ALFARO Ana; BRA 1 - SHIBATA Juliana

SH - COL 5 - CONRRADO PINILLA Yadira, OLIVO ALFARO Ana, CUDRIZ BORJA Beatriz, GUZMAN AREVALO Kerlin (2); BRA 2 - ARIKI Camila, ABE Mariana

GDP - COL 1 - CONRRADO PINILLA Yadira; BRA 0

COL - COLOMBIA	W/L/S	IP	H	R	ER	BB	SO	HR	WP	ILP
GARCÍA PÉREZ V		2.1	3	-	-	-	2	-	-	-
PEÑATA TAPIA J	W(1,1,0)	4.2	3	-	-	-	4	-	-	-
Totals		7.0	6	-	-	-	6	-	-	-

BRA - BRAZIL	W/L/S	IP	H	R	ER	BB	SO	HR	WP	ILP
SIMON E		2.0	3	-	-	-	2	-	-	-
HIGA N	L(0,2,0)	5.0	5	2	2	-	5	-	-	-
Totals		7.0	8	2	-	-	7	-	-	-

HBP - COL 1 - TAKAHASHI C by GARCÍA PÉREZ V; BRA 0



City of Rock-Field 1
Ciudad del Rock-Campo 1
Cidade do Rock-Campo 1

26 JUL 2007
12:00

Softball
Softbol / Softbol

Women
Mujeres / Feminino

Preliminaries - Game 8
Preliminares - Partido 8 / Preliminares - Jogo 8

Game Summary (Box Score)

Acta del partido (Box Score) / Sumário do Jogo (Box Score)

UMPIRES

(HP) MORALES PEÑA Rafael (VEN)(1B) DIBUR Oscar (ARG)

SCOREKEEPERS

(2B) GOSTOLA Bonnie (CAN) (3B) GARRIDO Raul (CUB)
SEGUCHI Priscila (BRA) MAYUMI BANDO Lucy (BRA)

MISSAE TANAKA Simone (BRA)

LENGTH OF GAME: 2h 16min

ATTENDANCE: 140

CONDITIONS: Mostly cloudy

TEMPERATURE: 17C/62F

HUMIDITY: 95%

Legend:

1B 1st base	2B Doubles/second base	3B Triples/third base	A Assist
AB At bats	BB Base on balls	BK Balk	C Catcher
CF Centre field	CS Caught stealing	DH Designated hitter	DP Double plays
E Errors	ER Earned runs	GDP Grounded into double play	H Hits
HBP Hit by pitch	HP Home plate	HR Home runs	IBB Intentional base on balls
I/O Reached base on interference or obstruction			IP Innings pitched
L Losses	LF Left field	LOB Left on base	P Pitcher
PB Passed balls	PH Pinch hitter	PO Put outs	Pos Fielding position
PR Pinch runner	R Runs	RBI Runs batted in	RF Right fielder
S Saves	SB Stolen bases	SF Sacrifice flies	SH Sacrifice hits
SO Strike outs	SS Shortstop	TP Triple plays	W Wins
WP Wild pitches	* Substitutions		



CAN 6 - PUR 3

Team	1	2	3	4	5	6	7	R	H	E	LOB
PUR	0	0	0	0	0	0	3	3	5	1	5
CAN	1	0	3	0	1	1	x	6	11	0	7

PUR - PUERTO RICO	Pos	AB	R	H	RBI	BB	SO	PO	A	E
MORALES AR	SS	3	-	1	1	1	1	1	1	-
ALVAREZ ORTIZ O	2B	2	-	-	-	-	1	-	4	-
	P	-	-	-	-	-	-	-	1	-
**OLIVARES MAYMI	PH	2	-	-	-	-	2	-	-	-
ARIAZ RODRIGUEZ	P	-	-	-	-	-	-	-	1	1
TORRES MEDINA A	3B	2	-	-	-	1	1	1	1	-
TORRES M	DP	1	-	-	-	1	1	-	-	-
*KEMPISTY MERCA.	DP	1	-	-	-	-	1	-	-	-
	PR	-	-	-	-	-	-	-	-	-
	2B	-	-	-	-	-	-	-	1	-
HERNENDEZ DO	RF	3	-	1	-	-	-	1	-	-
FIGUEROA L	C	2	1	1	-	-	-	3	1	-
*RIVERA NAZARIO	C	-	-	-	-	-	-	-	-	-
	PR	-	-	-	-	-	-	-	-	-
BONILLA J	1B	3	1	1	-	-	-	10	-	-
LOPEZ JJ	CF	2	-	-	-	-	1	2	-	-
	PH	-	-	-	-	-	-	-	-	-
*LOZANO MARCANO	CF	1	-	-	-	-	-	-	-	-
	PH	-	-	-	-	-	-	-	-	-
SANTIAGO BERNI.	LF	2	-	-	-	-	1	-	-	-
*MARICONDA C	PH	1	1	1	1	-	-	-	-	-
Totals		25	3	5	2	3	9	18	10	1

CAN - CANADA	Pos	AB	R	H	RBI	BB	SO	PO	A	E
MATTHEWS M	RF	4	-	-	-	-	-	2	-	-
SALLING J	SS	2	1	1	-	2	-	2	-	-
LAWRICK S	1B	3	-	1	2	-	-	4	1	-
BRADLEY A	CF	4	2	3	-	-	-	1	-	-
MARIN N	DP	3	1	1	-	-	-	-	-	-
	3B	-	-	-	-	-	-	1	-	-
McLEAN E	3B	3	1	2	4	-	1	-	3	-
	2B	-	-	-	-	-	-	-	-	-
CUMPSTONE E	C	2	-	-	-	-	1	5	-	-
*McKAY C	C	1	-	-	-	-	-	4	-	-
GEE E	LF	3	-	1	-	-	-	-	-	-
ODAMURA K	2B	2	-	1	-	-	-	1	1	-
	DP	-	-	-	-	-	-	-	-	-
	PR	-	-	-	-	-	-	-	-	-
*RAFTER K	PH	1	1	1	-	-	-	-	-	-
MEIER D	P	-	-	-	-	-	-	1	-	-
Totals		28	6	11	6	2	2	21	5	-

Top 5th KEMPISTY MERCA. ran for (9) TORRES M
 Top 5th RIVERA NAZARIO ran for (34) FIGUEROA L
 Top 5th LOZANO MARCANO hit for (15) LOPEZ JJ
 Bottom 5th FIGUEROA L enter as Catcher
 Bottom 5th LOPEZ JJ hit for (11) LOZANO MARCANO
 Bottom 5th ALVAREZ ORTIZ O enter as Pitcher
 Top 6th OLIVARES MAYMI hit for (35) ALVAREZ ORTIZ O
 Bottom 6th ARIAZ RODRIGUEZ enter as Pitcher
 Top 7th MARICONDA C hit for (18) SANTIAGO BERNI.

Top 5th McKAY C enter as Catcher
 Bottom 6th RAFTER K hit for (10) ODAMURA K
 Bottom 6th ODAMURA K ran for (55) RAFTER K



City of Rock-Field 2
Ciudad del Rock-Campo 2
Cidade do Rock-Campo 2

26 JUL 2007
12:00

Softball
Softbol / Softbol

Women
Mujeres / Feminino

Preliminaries - Game 9
Preliminares - Partido 9 / Preliminares - Jogo 9

2B - PUR 3 - FIGUEROA Luciola, HERNENDEZ Davina Osanna, MORALES Aileen Rae; CAN 3 - McLEAN Erin, BRADLEY Alison, RAFTER Kaleigh
3B - PUR 0; CAN 1 - SALLING Jennifer
HR - PUR 0; CAN 1 - McLEAN E in 3rd, (3 RBI)
CS - PUR 0; CAN 1 - McLEAN Erin
SF - PUR 0; CAN 1 - LAWRICK Sheena
GDP - PUR 1 - FIGUEROA Luciola; CAN 0
DP - PUR 0; CAN 0 - McLEAN Erin

PUR - PUERTO RICO	W/L/S	IP	H	R	ER	BB	SO	HR	WP	ILP
OLIVARES MAYMI	-	-	-	-	-	-	-	-	-	-
ARIAZ RODRIGUEZ	L(0,1,0)	5.1	11	6	6	2	2	1	-	-
ALVAREZ ORTIZ O	0.2	-	-	-	-	-	-	-	-	-
Totals		6.0	11	6	-	2	2	1	-	-

CAN - CANADA	W/L/S	IP	H	R	ER	BB	SO	HR	WP	ILP
MEIER D	W(1,0,0)	7.0	5	3	3	3	9	-	1	-
Totals		7.0	5	3	-	3	9	-	1	-

IBB - PUR 1 - SALLING J by ARIAZ RODRIGUEZ; CAN 0
HBP - PUR 0; CAN 1 - FIGUEROA L by MEIER D

UMPIRES (HP) KWAI Dik (BRA) (1B) YOSHIDA Mario (BRA)
 (2B) AFUSO Jorge (BRA) (3B) HAMAMOTO Patricia (BRA)
SCOREKEEPERS LIE AOYAGUI Cristina (BRA) IGI Rubia (BRA) KOZANO Jorge (BRA)

LENGTH OF GAME: 2h 24min

ATTENDANCE: 8

CONDITIONS: Partly cloudy

TEMPERATURE: 30C/86F

HUMIDITY: 50%

Legend:

1B 1st base	2B Doubles/second base	3B Triples/third base	A Assist
AB At bats	BB Base on balls	BK Balk	C Catcher
CF Centre field	CS Caught stealing	DH Designated hitter	DP Double plays
E Errors	ER Earned runs	GDP Grounded into double play	H Hits
HBP Hit by pitch	HP Home plate	HR Home runs	IBB Intentional base on balls
I/O Reached base on interference or obstruction			IP Innings pitched
L Losses	LF Left field	LOB Left on base	P Pitcher
PB Passed balls	PH Pinch hitter	PO Put outs	Pos Fielding position
PR Pinch runner	R Runs	RBI Runs batted in	RF Right fielder
S Saves	SB Stolen bases	SF Sacrifice flies	SH Sacrifice hits
SO Strike outs	SS Shortstop	TP Triple plays	W Wins
WP Wild pitches	* Substitutions		

Game Summary (Box Score)

Acta del partido (Box Score) / Sumário do Jogo (Box Score)

CAN 1 - VEN 0

Team	1	2	3	4	5	6	7	8	R	H	E	LOB
VEN	0	0	0	0	0	0	0	0	0	3	0	6
CAN	0	0	0	0	0	0	0	1	1	4	1	6

VEN - VENEZUELA	Pos	AB	R	H	RBI	BB	SO	PO	A	E
SOTO M	1B	3	-	2	-	1	-	10	-	-
CIRIMELLE Z	C	3	-	-	-	-	2	2	-	-
ALICART Y	2B	3	-	-	-	-	2	4	4	-
PIMENTEL J	3B	2	-	1	-	1	-	1	3	-
*MUJICA D	PR	-	-	-	-	-	-	-	-	-
ROJAS R	DP	3	-	-	-	-	1	-	-	-
FUENMAYOR D	SS	3	-	-	-	-	-	2	3	-
SOJO Y	LF	2	-	-	-	1	-	2	-	-
RIERA M	CF	1	-	-	-	1	1	1	-	-
*PUERTAS G	PH	1	-	-	-	-	-	-	-	-
PEREZ Y	RF	3	-	-	-	-	1	-	-	-
GOMEZ J	P	-	-	-	-	-	-	-	1	-
*BOGADO M	P	-	-	-	-	-	-	-	2	-
Totals		24	-	3	-	4	7	22	13	-

CAN - CANADA	Pos	AB	R	H	RBI	BB	SO	PO	A	E
MATTHEWS M	RF	4	-	1	1	-	-	-	-	-
SALLING J	SS	3	-	1	-	-	-	2	1	-
LAWRICK S	1B	3	-	1	-	-	1	4	2	-
BRADLEY A	CF	2	-	-	-	-	-	-	-	-
MARIN N	LF	3	-	-	-	-	-	1	-	-
McLEAN E	3B	3	-	1	-	-	1	3	3	1
WILLIS J	DP	1	-	-	-	-	-	-	-	-
CUMPSTONE E	C	2	1	-	-	-	-	9	2	-
*GEE E	PR	-	-	-	-	-	-	-	-	-
ODAMURA K	2B	1	-	-	-	-	-	5	-	-
*McKAY C	PH	-	-	-	-	1	-	-	-	-
LAWRIE D	P	-	-	-	-	-	-	-	1	-
Totals		22	1	4	1	1	2	24	9	1

Top 5th PUERTAS G hit for (17) RIERA M
Bottom 5th RIERA M enter as Center Fielder
Bottom 5th BOGADO M enter as Pitcher
Top 7th MUJICA D ran for (10) PIMENTEL J
Bottom 7th PIMENTEL J enter as Third Baseman

Bottom 3rd GEE E ran for (18) CUMPSTONE E
Top 4th CUMPSTONE E enter as Catcher
Bottom 5th McKAY C hit for (10) ODAMURA K
Bottom 5th ODAMURA K ran for (30) McKAY C

2B - VEN 2 - PIMENTEL Jineth, SOTO María; CAN 2 - LAWRICK Sheena, SALLING Jennifer

CS - VEN 1 - SOJO Yaicey; CAN 0

SH - VEN 1 - CIRIMELLE Zuleima; CAN 3 - CUMPSTONE Erin, ODAMURA Kristy, WILLIS Janiva

GDP - VEN 2 - CIRIMELLE Zuleima, FUENMAYOR Denisse; CAN 2 - MATTHEWS Melanie, MARIN Noemie

DP - VEN 0 - FUENMAYOR Denisse (2); CAN 0 - McLEAN Erin, LAWRICK Sheena

VEN - VENEZUELA	W/L/S	IP	H	R	ER	BB	SO	HR	WP	ILP
GOMEZ J		4.1	2	-	-	-	1	-	1	-
BOGADO M	L(1,1,0)	3.0	2	1	-	1	1	-	-	-
Totals		7.1	4	1	1	1	2	-	1	-

CAN - CANADA	W/L/S	IP	H	R	ER	BB	SO	HR	WP	ILP
LAWRIE D	W(1,0,0)	8.0	3	-	-	4	7	-	-	-
Totals		8.0	3	-	-	4	7	-	-	-

HBP - VEN 2 - BRADLEY A by BOGADO M, WILLIS J by GOMEZ J; CAN 0



City of Rock-Field 1
Ciudad del Rock-Campo 1
Cidade do Rock-Campo 1

26 JUL 2007
14:00

Softball
Softbol / Softbol

Women
Mujeres / Feminino

Preliminaries - Game 10
Preliminares - Partido 10 / Preliminares - Jogo 10

Game Summary (Box Score)

Acta del partido (Box Score) / Sumário do Jogo (Box Score)

UMPIRES (HP) KEARNEY Keith Nolen (USA) (1B) KAWASE Yozo (BRA)
(2B) YAJIMA Nelson (BRA) (3B) MATSUMORI Fernando (BRA)
Tie Break

SCOREKEEPERS MISSAE TANAKA Simone (BRA) MAYUMI BANDO Lucy (BRA) SEGUCHI Priscila (BRA)

LENGTH OF GAME: 2h 10min **ATTENDANCE:** 123

CONDITIONS: Mostly cloudy **TEMPERATURE:** 16C/60F **HUMIDITY:** 95%

Legend:

1B 1st base	2B Doubles/second base	3B Triples/third base	A Assist
AB At bats	BB Base on balls	BK Balk	C Catcher
CF Centre field	CS Caught stealing	DH Designated hitter	DP Double plays
E Errors	ER Earned runs	GDP Grounded into double play	H Hits
HBP Hit by pitch	HP Home plate	HR Home runs	IBB Intentional base on balls
I/O Reached base on interference or obstruction			IP Innings pitched
L Losses	LF Left field	LOB Left on base	P Pitcher
PB Passed balls	PH Pinch hitter	PO Put outs	Pos Fielding position
PR Pinch runner	R Runs	RBI Runs batted in	RF Right fielder
S Saves	SB Stolen bases	SF Sacrifice flies	SH Sacrifice hits
SO Strike outs	SS Shortstop	TP Triple plays	W Wins
WP Wild pitches	* Substitutions		

Game Summary (Box Score)

Acta del partido (Box Score) / Sumário do Jogo (Box Score)

ARG 3 - PUR 1

Team	1	2	3	4	5	6	7	R	H	E	LOB
PUR	0	0	0	0	0	1	0	1	3	4	6
ARG	0	1	0	0	2	0	x	3	5	1	7

PUR - PUERTO RICO	Pos	AB	R	H	RBI	BB	SO	PO	A	E
MORALES AR	SS	4	1	1	-	-	-	-	1	-
SANTIAGO BERNI.	LF	2	-	-	-	-	-	2	-	-
MARICONDA C	3B	3	-	-	1	-	-	2	2	1
FIGUEROA L	C	3	-	1	-	-	1	2	1	-
*RIVERA NAZARIO	PR	-	-	-	-	-	-	-	-	-
HERNENDEZ DO	RF	3	-	-	-	-	1	1	-	-
BONILLA J	1B	1	-	-	-	1	-	10	-	-
*TORRES MEDINA A	PH	1	-	-	-	-	-	-	-	-
LOPEZ JJ	CF	2	-	-	-	-	1	-	-	-
	PR	-	-	-	-	-	-	-	-	-
*LOZANO MARCANO	PH	1	-	-	-	-	-	-	-	-
OLIVARES MAYMI	DP	1	-	1	-	2	-	-	-	-
KEMPISTY MERCA.	2B	1	-	-	-	-	-	1	5	2
*TORRES M	PH	1	-	-	-	-	1	-	-	-
FERGUSON GONZA.	P	-	-	-	-	-	-	-	3	1
Totals		23	1	3	1	3	4	18	12	4

ARG - ARGENTINA	Pos	AB	R	H	RBI	BB	SO	PO	A	E
GODOY A	SS	4	1	1	-	-	-	1	3	1
BUKACSEWKI V	3B	3	1	1	-	-	-	1	4	-
HEIS NS	2B	2	-	1	-	-	-	4	2	-
OSUNA MS	1B	3	-	-	-	-	-	10	3	-
TAZZIOLI CR	DP	2	-	-	-	1	-	-	-	-
SILVESTRINI MV	CF	2	1	2	-	1	-	-	-	-
CLARK P	RF	3	-	-	-	-	-	1	-	-
TAVELLA T	C	3	-	-	-	-	-	4	1	-
ONORATI MC	LF	3	-	-	-	-	1	-	-	-
VILLALVA C	P	-	-	-	-	-	-	-	4	-
Totals		25	3	5	-	2	1	21	17	1

Top 6th RIVERA NAZARIO ran for (34) FIGUEROA L
Bottom 6th FIGUEROA L enter as Catcher
Top 7th TORRES MEDINA A hit for (12) BONILLA J
Top 7th LOZANO MARCANO hit for (15) LOPEZ JJ
Top 7th LOPEZ JJ ran for (11) LOZANO MARCANO
Top 7th TORRES M hit for (4) KEMPISTY MERCA.

2B - PUR 1 - MORALES Aileen Rae; ARG 1 - HEIS Nadia Soledad
3B - PUR 0; ARG 1 - SILVESTRINI Maria Valeria
SB - PUR 1 - OLIVARES MAYMI Isabel; ARG 0
CS - PUR 1 - OLIVARES MAYMI Isabel; ARG 0
SH - PUR 1 - KEMPISTY MERCADO Koely; ARG 1 - HEIS Nadia Soledad

PUR - PUERTO RICO	W/L/S	IP	H	R	ER	BB	SO	HR	WP	ILP
FERGUSON GONZA.L(0,2,0)	6.0	5	3	-	2	1	-	-	-	-
Totals	6.0	5	3	-	2	1	-	-	-	-

ARG - ARGENTINA	W/L/S	IP	H	R	ER	BB	SO	HR	WP	ILP
VILLALVA C	W(1,0,0)	7.0	3	1	1	3	4	-	-	-
Totals	7.0	3	1	-	3	4	-	-	-	-

HBP - PUR 0; ARG 1 - SANTIAGO BERNI. by VILLALVA C



City of Rock-Field 1
Ciudad del Rock-Campo 1
Cidade do Rock-Campo 1

26 JUL 2007
16:00

Softball
Softbol / Softbol

Women
Mujeres / Feminino

Preliminaries - Game 11
Preliminares - Partido 11 / Preliminares - Jogo 11

Game Summary (Box Score)

Acta del partido (Box Score) / Sumário do Jogo (Box Score)

UMPIRES (HP) OBA Carlos (BRA) (1B) HAMAMOTO Patricia (BRA)
(2B) GARRIDO Raul (CUB) (3B) AFUSO Jorge (BRA)
SCOREKEEPERS LIE AOYAGUI Cristina (BRA) IGI Rubia (BRA) KOZANO Jorge (BRA)

LENGTH OF GAME: 1h 42min **ATTENDANCE:** 150

CONDITIONS: Mostly cloudy **TEMPERATURE:** 15C/59F **HUMIDITY:** 95%

Legend:

1B 1st base	2B Doubles/second base	3B Triples/third base	A Assist
AB At bats	BB Base on balls	BK Balk	C Catcher
CF Centre field	CS Caught stealing	DH Designated hitter	DP Double plays
E Errors	ER Earned runs	GDP Grounded into double play	H Hits
HBP Hit by pitch	HP Home plate	HR Home runs	IBB Intentional base on balls
I/O Reached base on interference or obstruction			IP Innings pitched
L Losses	LF Left field	LOB Left on base	P Pitcher
PB Passed balls	PH Pinch hitter	PO Put outs	Pos Fielding position
PR Pinch runner	R Runs	RBI Runs batted in	RF Right fielder
S Saves	SB Stolen bases	SF Sacrifice flies	SH Sacrifice hits
SO Strike outs	SS Shortstop	TP Triple plays	W Wins
WP Wild pitches	* Substitutions		

Game Summary (Box Score)

Acta del partido (Box Score) / Sumário do Jogo (Box Score)

VEN 7 - ARG 0

Team	1	2	3	4	5	6	7	R	H	E	LOB
ARG	0	0	0	0	0			0	1	2	3
VEN	7	0	0	0	x			7	8	1	3

ARG - ARGENTINA	Pos	AB	R	H	RBI	BB	SO	PO	A	E
GODOY A	SS	2	-	-	-	-	-	1	4	1
BUKACSEWKI V	3B	2	-	1	-	-	-	-	4	-
HEIS NS	2B	1	-	-	-	-	-	2	1	1
OSUNA MS	1B	2	-	-	-	-	1	5	-	-
TAZZIOLI CR	DP	2	-	-	-	-	-	-	-	-
	P	-	-	-	-	-	-	-	-	-
SILVESTRINI MV	CF	2	-	-	-	-	-	2	-	-
CLARK P	RF	1	-	-	-	1	-	1	-	-
*FREZZOTTI MN	PR	-	-	-	-	-	-	-	-	-
TAVELLA T	C	1	-	-	-	-	1	-	1	-
*NETTO R	PH	1	-	-	-	-	-	-	-	-
ONORATI MC	LF	1	-	-	-	-	-	1	-	-
*VILLALVA C	PH	1	-	-	-	-	1	-	-	-
de la VEGA MJ	P	-	-	-	-	-	-	-	-	-
	DP	-	-	-	-	-	-	-	-	-
*BUSSO GOMEZ M	DP	-	-	-	-	-	-	-	-	-
	P	-	-	-	-	-	-	-	-	-
Totals		16	-	1	-	1	3	12	10	2

VEN - VENEZUELA	Pos	AB	R	H	RBI	BB	SO	PO	A	E
SOTO M	1B	2	1	1	1	-	-	4	-	1
CIRIMELLE Z	C	1	-	-	-	-	-	1	-	-
*RODRIGUEZ PEREZ	C	1	-	-	-	-	-	2	-	-
ALICART Y	2B	2	1	1	1	-	-	2	-	-
*MUJICA D	2B	1	-	-	-	-	-	1	2	-
PIMENTEL J	3B	3	1	1	1	-	-	-	1	-
ROJAS R	DP	2	1	-	-	-	-	-	-	-
FUENMAYOR D	SS	2	1	2	1	-	-	1	-	-
*RUIZ H	SS	-	-	-	-	-	-	-	1	-
	PR	-	-	-	-	-	-	-	-	-
SOJO Y	LF	2	1	1	1	-	-	2	-	-
RIERA M	CF	2	1	1	1	-	-	-	-	-
PEREZ Y	RF	2	-	1	1	-	-	2	-	-
CASTELLANOS M	P	-	-	-	-	-	-	-	2	-
*RAMIREZ A	P	-	-	-	-	-	-	-	-	-
Totals		20	7	8	7	-	-	15	6	1

Bottom 2nd BUSSO GOMEZ M ran for (22) de la VEGA MJ
Top 5th NETTO R hit for (9) TAVELLA T
Top 5th FREZZOTTI MN ran for (10) CLARK P
Top 5th VILLALVA C hit for (20) ONORATI MC

Top 3rd MUJICA D enter as Second Baseman
Bottom 3rd RUIZ H ran for (9) FUENMAYOR D
Top 4th RODRIGUEZ PEREZ enter as Catcher
Top 5th RAMIREZ A enter as Pitcher

2B - ARG 0; VEN 5 - ALICART Yurubi, FUENMAYOR Denisse, SOJO Yaicey, PEREZ Yusmary, PIMENTEL Jineth

SH - ARG 1 - HEIS Nadia Soledad; VEN 1 - CIRIMELLE Zuleima

SF - ARG 0; VEN 1 - SOTO Maria

ARG - ARGENTINA	W/L/S	IP	H	R	ER	BB	SO	HR	WP	ILP
de la VEGA MJ	L(0,1,0)	0.1	4	5	4	-	-	-	1	-
TAZZIOLI CR		0.2	3	2	1	-	-	-	-	-
BUSSO GOMEZ M		3.0	1	-	-	-	-	-	-	-
Totals		4.0	8	7	-	-	-	-	1	-

VEN - VENEZUELA	W/L/S	IP	H	R	ER	BB	SO	HR	WP	ILP
CASTELLANOS M	W(1,0,0)	4.0	1	-	-	-	2	-	-	-
RAMIREZ A		1.0	-	-	-	1	1	-	-	-
Totals		5.0	1	-	-	1	3	-	-	-



City of Rock-Field 1
Ciudad del Rock-Campo 1
Cidade do Rock-Campo 1

26 JUL 2007
18:00

Softball
Softbol / Softbol

Women
Mujeres / Feminino

Preliminaries - Game 12
Preliminares - Partido 12 / Preliminares - Jogo 12

Game Summary (Box Score)

Acta del partido (Box Score) / Sumário do Jogo (Box Score)

UMPIRES (HP) MEZA HERAZO Silvio (COL) (1B) KEARNEY Keith Nolen (USA)
(2B) HIRAKAWA João (BRA) (3B) MORALES PEÑA Rafael (VEN)

SCOREKEEPERS LIE AOYAGUI Cristina (BRA) IGI Rubia (BRA) KOZANO Jorge (BRA)

LENGTH OF GAME: 1h 09min **ATTENDANCE:** 150

CONDITIONS: Mostly cloudy **TEMPERATURE:** 15C/59F **HUMIDITY:** 95%

Legend:

1B 1st base	2B Doubles/second base	3B Triples/third base	A Assist
AB At bats	BB Base on balls	BK Balk	C Catcher
CF Centre field	CS Caught stealing	DH Designated hitter	DP Double plays
E Errors	ER Earned runs	GDP Grounded into double play	H Hits
HBP Hit by pitch	HP Home plate	HR Home runs	IBB Intentional base on balls
I/O Reached base on interference or obstruction			IP Innings pitched
L Losses	LF Left field	LOB Left on base	P Pitcher
PB Passed balls	PH Pinch hitter	PO Put outs	Pos Fielding position
PR Pinch runner	R Runs	RBI Runs batted in	RF Right fielder
S Saves	SB Stolen bases	SF Sacrifice flies	SH Sacrifice hits
SO Strike outs	SS Shortstop	TP Triple plays	W Wins
WP Wild pitches	* Substitutions		

Game Summary (Box Score)

Acta del partido (Box Score) / Sumário do Jogo (Box Score)

PUR 0 - BRA 1

Team	1	2	3	4	5	6	7	R	H	E	LOB
BRA	0	0	1	0	0	0	0	1	4	0	5
PUR	0	0	0	0	0	0	0	0	4	0	6

BRA - BRAZIL	Pos	AB	R	H	RBI	BB	SO	PO	A	E
MISAWA T	3B	2	-	1	1	1	-	-	4	-
ABE K	RF	2	-	-	-	-	-	-	-	-
**SHIBATA J	PH	1	-	-	-	-	-	-	-	-
*TAKAHASHI C	RF	-	-	-	-	-	-	-	-	-
MORIMOTO V	C	3	-	1	-	-	5	-	-	-
MIYAHIRA S	1B	3	-	-	-	-	6	2	-	-
SUETSUGU S	SS	3	-	-	-	-	2	1	-	-
TANAKA M	CF	3	-	-	-	-	1	-	-	-
ABE M	LF	3	-	1	-	1	2	-	-	-
SUGINO P	DP	1	-	-	1	-	-	-	-	-
*SIMON E	PH	-	-	-	1	-	-	-	-	-
*ARIKI C	DP	-	-	-	-	-	-	-	-	-
	PR	-	-	-	-	-	-	-	-	-
MURAZAWA M	2B	3	1	1	-	-	5	1	-	-
KUDO C	P	-	-	-	-	-	-	-	-	-
*HIGA N	P	-	-	-	-	-	-	1	-	-
Totals		24	1	4	1	3	1	21	9	-

PUR - PUERTO RICO	Pos	AB	R	H	RBI	BB	SO	PO	A	E
MORALES AR	SS	3	-	1	-	-	3	3	-	-
ALVAREZ ORTIZ O	2B	1	-	-	1	-	3	3	-	-
	P	-	-	-	-	-	-	-	-	-
TORRES MEDINA A	DP	3	-	1	-	-	-	-	-	-
*OLIVARES MAYMI	DP	-	-	-	-	-	-	-	-	-
	PR	-	-	-	-	-	-	-	-	-
FIGUEROA L	C	1	-	-	2	-	1	1	-	-
**RIVERA NAZARIO	PR	-	-	-	-	-	-	-	-	-
MARICONDA C	3B	2	-	-	-	-	1	2	-	-
HERNENDEZ DO	RF	3	-	1	-	1	-	-	-	-
TORRES M	1B	2	-	-	-	1	7	-	-	-
SANTIAGO BERNI.	LF	2	-	-	-	-	1	-	-	-
*LOZANO MARCANO	PH	1	-	-	-	1	-	-	-	-
LOPEZ JJ	CF	3	-	1	-	1	3	-	-	-
ARIAZ RODRIGUEZ	P	-	-	-	-	-	1	1	-	-
*KEMPISTY MERCA.	2B	-	-	-	-	-	1	-	-	-
Totals		21	-	4	-	3	4	21	10	-

Bottom 4th HIGA N enter as Pitcher
Top 5th SHIBATA J hit for (4) ABE K
Top 7th SIMON E hit for (13) SUGINO P
Top 7th ARIKI C ran for (16) SIMON E
Bottom 7th TAKAHASHI C enter as Right Fielder

Bottom 4th RIVERA NAZARIO ran for (34) FIGUEROA L
Top 5th FIGUEROA L enter as Catcher
Top 6th KEMPISTY MERCA. enter as Pitcher
Bottom 6th OLIVARES MAYMI ran for (2) TORRES MEDINA A
Bottom 7th LOZANO MARCANO hit for (18) SANTIAGO BERNI.

2B - BRA 1 - MURAZAWA Martha; PUR 1 - MORALES Aileen Rae
3B - BRA 1 - MISAWA Tathiane; PUR 1 - TORRES MEDINA Aracelis
SB - BRA 0; PUR 1 - MARICONDA Charisse
SH - BRA 0; PUR 3 - ALVAREZ ORTIZ Olivia, MARICONDA Charisse, TORRES Mirelis
GDP - BRA 1 - SUETSUGU Simone; PUR 1 - TORRES MEDINA Aracelis
DP - BRA 0 - SUETSUGU Simone; PUR 0 - MORALES Aileen Rae

Game Summary (Box Score)

Acta del partido (Box Score) / Sumário do Jogo (Box Score)

BRA - BRAZIL	W/L/S	IP	H	R	ER	BB	SO	HR	WP	ILP
KUDO C		3.0	2	-	-	3	-	-	-	-
HIGA N	W(1,2,0)	4.0	2	-	-	-	4	-	-	-
Totals		7.0	4	-	-	3	4	-	-	-

PUR - PUERTO RICO	W/L/S	IP	H	R	ER	BB	SO	HR	WP	ILP
ARIAZ RODRIGUEZ	L(0,2,0)	5.0	4	1	1	2	-	-	-	-
ALVAREZ ORTIZ O		2.0	-	-	-	1	1	-	-	-
Totals		7.0	4	1	-	3	1	-	-	-

IBB - BRA 0; PUR 1 - MISAWA T by ARIAZ RODRIGUEZ

UMPIRES

(HP) GOSTOLA Bonnie (CAN)

(1B) DIBUR Oscar (ARG)

(2B) MEZA HERAZO Silvio (COL)

(3B) MORALES PEÑA Rafael (VEN)

(LF) GARRIDO Raul (CUB)

(RF) KEARNEY Keith Nolen (USA)

SCOREKEEPERS

MISSAE TANAKA Simone (BRA)

HIDEKO OKAWA Carmen (BRA)

HIGA Inez (BRA)

LENGTH OF GAME: 1h 52min

ATTENDANCE: 0

CONDITIONS: Mostly cloudy

TEMPERATURE: 19C/66F

HUMIDITY: 92%

Legend:

1B 1st base	2B Doubles/second base	3B Triples/third base	A Assist
AB At bats	BB Base on balls	BK Balk	C Catcher
CF Centre field	CS Caught stealing	DH Designated hitter	DP Double plays
E Errors	ER Earned runs	GDP Grounded into double play	H Hits
HBP Hit by pitch	HP Home plate	HR Home runs	IBB Intentional base on balls
I/O Reached base on interference or obstruction			IP Innings pitched
L Losses	LF Left field	LOB Left on base	P Pitcher
PB Passed balls	PH Pinch hitter	PO Put outs	Pos Fielding position
PR Pinch runner	R Runs	RBI Runs batted in	RF Right fielder
S Saves	SB Stolen bases	SF Sacrifice flies	SH Sacrifice hits
SO Strike outs	SS Shortstop	TP Triple plays	W Wins
WP Wild pitches	* Substitutions		

Game Summary (Box Score)

Acta del partido (Box Score) / Sumário do Jogo (Box Score)

COL 1 - ARG 0

Team	1	2	3	4	5	6	7	8	R	H	E	LOB
ARG	0	0	0	0	0	0	0	0	0	2	0	4
COL	0	0	0	0	0	0	0	1	1	4	1	9

ARG - ARGENTINA	Pos	AB	R	H	RBI	BB	SO	PO	A	E
GODOY A	SS	3	-	1	-	-	-	3	3	-
BUKACSEWKI V	3B	3	-	-	-	-	-	-	3	-
HEIS NS	2B	2	-	-	-	-	-	2	2	-
TAZZIOLI CR	DP	3	-	-	-	-	-	-	-	-
SILVESTRINI MV	CF	3	-	1	-	-	-	2	-	-
OSUNA MS	1B	3	-	-	-	-	-	10	-	-
CLARK P	RF	2	-	-	-	-	-	-	-	-
TAVELLA T	C	2	-	-	-	-	-	6	3	-
*NETTO R	PH	1	-	-	-	-	-	-	-	-
ONORATI MC	LF	2	-	-	-	1	-	-	-	-
VILLALVA C	P	-	-	-	-	-	-	-	2	-
*de la VEGA MJ	P	-	-	-	-	-	-	-	1	-
Totals		24	-	2	-	1	-	23	14	-

COL - COLOMBIA	Pos	AB	R	H	RBI	BB	SO	PO	A	E
GUZMAN AREVALO	2B	2	1	1	-	2	-	3	2	-
CONRRADO PINIL.	RF	2	-	-	-	-	-	1	3	-
*GARCÍA DÍAZ M	PH	1	-	-	-	-	-	1	-	-
FERNÁNDEZ HOOC.	SS	3	-	1	-	1	-	2	2	-
*GIRALDO ISAZA D	PR	-	-	-	-	-	-	-	-	-
MENDOZA MIRANDA	DP	3	-	-	-	1	1	-	-	-
OLIVO ALFARO A	LF	4	-	1	1	-	1	1	1	-
OLIVERO OLIVO Y	1B	2	-	-	-	1	-	9	2	-
CUDRIZ BORJA B	C	3	-	-	-	-	-	2	1	1
PÉREZ OSPINO I	3B	3	-	-	-	-	-	2	2	-
GARCÍA NIETO M	CF	2	-	1	-	1	-	1	1	-
PUSEY ME LAUGH.	P	-	-	-	-	-	-	-	2	4
Totals		25	1	4	1	6	6	24	13	1

Top 6th NETTO R hit for (9) TAVELLA T
Bottom 6th TAVELLA T enter as Catcher
Bottom 7th de la VEGA MJ enter as Pitcher

Bottom 5th GARCÍA DÍAZ M hit for (8) CONRRADO PINIL.
Top 6th CONRRADO PINIL. enter as Right Fielder
Bottom 6th GIRALDO ISAZA D ran for (74) FERNÁNDEZ HOOC.
Top 7th FERNÁNDEZ HOOC. enter as Shortstop

CS - ARG 0; COL 1 - GARCÍA NIETO Melisa

SH - ARG 1 - CLARK Pamela; COL 1 - CONRRADO Yadira

GDP - ARG 1 - ONORATI Maria Carolina; COL 1 - MENDOZA MIRANDA Zunilda

DP - ARG 0 - TAVELLA Tatiana; COL 0 - PUSEY ME LAUGHLIN Ana

PB - ARG 1 - TAVELLA Tatiana; COL 0

ARG - ARGENTINA	W/L/S	IP	H	R	ER	BB	SO	HR	WP	ILP
VILLALVA C		6.0	3	-	-	4	5	-	1	-
de la VEGA MJ	L(0,2,0)	1.2	1	1	1	2	1	-	1	-
Totals		7.2	4	1	-	6	6	-	2	-

COL - COLOMBIA	W/L/S	IP	H	R	ER	BB	SO	HR	WP	ILP
PUSEY ME LAUGH.	W(1,0,0)	8.0	2	-	-	1	-	-	-	-
Totals		8.0	2	-	-	1	-	-	-	-

IBB - ARG 3 - MENDOZA MIRANDA by VILLALVA C, GUZMAN AREVALO by de la VEGA MJ, FERNÁNDEZ HOOC. by de la VEGA MJ; COL 0

HBP - ARG 0; COL 1 - HEIS NS by PUSEY ME LAUGH.



City of Rock-Field 1
Ciudad del Rock-Campo 1
Cidade do Rock-Campo 1

27 JUL 2007
12:00

Softball
Softbol / Softbol

Women
Mujeres / Feminino

Classification - Game 14
Clasificación - Partido 14 / Classificação - Jogo 14

Game Summary (Box Score)

Acta del partido (Box Score) / Sumário do Jogo (Box Score)

UMPIRES

(HP) KWAI Dik (BRA) (1B) BARBOSA Jaime José (BRA)
(2B) OBA Carlos (BRA) (3B) KAWASE Yozo (BRA)
(LF) HIRAKAWA João (BRA) (RF) YAJIMA Nelson (BRA)

SCOREKEEPERS

SEGUCHI Priscila (BRA) HIDEKO OKAWA Carmen (BRA) HIGA Inez (BRA)

LENGTH OF GAME: 1h 57min

ATTENDANCE: 0

CONDITIONS: Mostly cloudy

TEMPERATURE: 21C/69F

HUMIDITY: 94%

Legend:

1B 1st base	2B Doubles/second base	3B Triples/third base	A Assist
AB At bats	BB Base on balls	BK Balk	C Catcher
CF Centre field	CS Caught stealing	DH Designated hitter	DP Double plays
E Errors	ER Earned runs	GDP Grounded into double play	H Hits
HBP Hit by pitch	HP Home plate	HR Home runs	IBB Intentional base on balls
I/O Reached base on interference or obstruction			IP Innings pitched
L Losses	LF Left field	LOB Left on base	P Pitcher
PB Passed balls	PH Pinch hitter	PO Put outs	Pos Fielding position
PR Pinch runner	R Runs	RBI Runs batted in	RF Right fielder
S Saves	SB Stolen bases	SF Sacrifice flies	SH Sacrifice hits
SO Strike outs	SS Shortstop	TP Triple plays	W Wins
WP Wild pitches	* Substitutions		

Team Statistics

Estadísticas del Equipo / Estatística das Equipes

PRELIMINARY ROUND
INCLUDING COMPLETED GAMES 12
As of 26 JUL 2007 at 20:43

BATTING

Rank	Team	Gr	BA	GP	AB	R	H	2B	3B	HR	RBI	SLG%	OB%	SO	BB	IBB	SH	SF	HBP	I/O	SB	CS	LOB	GDP
1	USA	A	.371	3	70	21	26	3	-	3	18	.543	.451	5	8	-	1	1	3	-	-	-	18	-
2	CAN	B	.325	3	77	12	25	7	1	1	10	.481	.411	7	8	1	3	1	4	-	2	2	26	2
3	CUB	A	.276	3	58	11	16	3	-	-	9	.328	.317	22	3	-	-	1	1	-	1	-	7	1
4	VEN	B	.247	3	73	10	18	7	-	-	9	.342	.317	10	7	1	2	1	1	-	1	1	18	2
5	COL	A	.183	3	60	3	11	1	-	-	2	.200	.210	27	2	-	6	-	-	-	-	-	12	3
6	BRA	A	.156	3	64	-	10	2	-	-	-	.188	.217	25	4	-	2	-	1	-	-	-	17	1
7	ARG	B	.141	3	64	5	9	1	1	-	1	.188	.214	13	4	-	3	-	2	-	-	1	13	-
8	PUR	B	.116	3	69	4	8	4	-	-	3	.174	.208	18	6	-	1	-	2	-	1	1	11	1

FIELDING

Rank	Team	Gr	GP	PO	A	E	DP	FLD%
1	USA	A	3	51	6	-	-	1.000
2	VEN	B	3	58	26	1	-	.988
3	CUB	A	3	51	18	1	-	.986
4	CAN	B	3	66	22	2	-	.978
5	BRA	A	3	52	20	2	-	.973
5	COL	A	3	51	21	2	-	.973
7	ARG	B	3	51	39	7	-	.928
7	PUR	B	3	57	33	7	-	.928

CATCHING

Team	Gr	GP	PB	SB	CS
ARG	B	3	-	3	2
BRA	A	3	1	1	-
CAN	B	3	-	-	1
COL	A	3	1	-	-
CUB	A	3	2	-	-
PUR	B	3	-	1	1
USA	A	3	-	-	-
VEN	B	3	-	-	-

PITCHING

Rank	Team	Gr	W	L	S	ERA	GP	CG	Sho	IP	H	R	ER	HR	BB	IBB	SO	HBP	SH	SF	WP	ILP
1	CAN	B	3	-	-	0.00	3	-	-	22.0	11	5	-	-	8	-	25	3	2	-	1	-
2	PUR	B	-	3	-	0.00	3	-	-	19.0	23	12	-	1	7	2	6	1	1	1	-	1
3	BRA	A	-	3	-	0.00	3	-	-	17.1	19	10	-	-	7	-	14	1	5	2	2	1
4	ARG	B	1	2	-	0.00	3	-	-	17.0	21	13	-	-	8	-	7	3	2	1	4	-
4	COL	A	1	2	-	0.00	3	-	-	17.0	23	14	-	1	3	-	9	4	3	-	1	-
4	CUB	A	2	1	-	0.00	3	-	-	17.0	21	11	-	2	5	-	11	-	1	-	-	-
4	USA	A	3	-	-	0.00	3	-	-	17.0	-	-	-	-	2	-	45	-	-	-	-	-
8	VEN	B	2	1	-	0.36	3	-	-	19.1	5	1	1	-	2	-	10	2	4	-	1	-

Legend:

2B Doubles	3B Triples	A Assists	AB At bats
BB Bases on balls	CG Complete games	CS Caught stealing	DP Double plays
ER Earned runs	ERA Earned run average	FLD% Fielding percentage	GDP Grounded into double play
H Hits	HBP Hit by pitch	HR Home runs	IBB Intentional bases on balls
I/O Reached base on interference or obstruction	OB% On base percentage	PB Passed balls	IP Innings pitched
L Games Lost	S Games saved	SB Stolen bases	PO Put outs
R Runs	SLG% Slugging percentage	SO Strikeouts	SF Sacrifice flies
SH Sacrifice hits			W Games Won
WP Wild pitches			

Cumulative Statistics

Estadísticas acumulativas / Estatísticas Cumulativas

PRELIMINARY ROUND BATTING AND FIELDING

No	Player	BA	GP	AB	R	H	2B	3B	HR	RBI	SLG%	OB%	SO	BB	IBB	SH	SF	HBP	SB	CS	Pos	GP	IP	PO	A	E	FLD%	DP
13	BUKACSEWKI V	.333	3	6	2	2	-	-	-	-	.333	.429	1	-	-	-	-	1	-	-	3B	3	13.0	2	8	1	.909	-
8	BUSSO GOMEZ M	.000	2	1	-	-	-	-	-	-	-	.000	1	-	-	-	-	-	-	-	-	P	1	3.0	-	-	-	-
																						DP	1	-	-	-	-	-
																						PH	1	3.0	-	-	-	-
12	CASTAGNO CA	.000	1	-	-	-	-	-	-	-	-	-	-	-	-	-	-	-	-	-	PR	1	-	-	-	-	-	-
10	CLARK P	.143	3	7	-	1	-	-	-	-	.143	.250	1	1	-	-	-	-	-	-	RF	3	17.0	4	-	-	1.000	-
23	FREZZOTTI MN	.000	2	1	-	-	-	-	-	-	-	.000	1	-	-	-	-	-	-	-	-	3B	1	4.0	1	-	-	1.000
																						PR	1	-	-	-	-	-
30	GODOY A	.125	3	8	2	1	-	-	-	-	.125	.222	-	1	-	-	-	-	-	-	SS	3	17.0	4	10	2	.875	-
17	HEIS NS	.200	3	5	-	1	1	-	-	-	.400	.200	1	-	-	3	-	-	-	-	2B	3	17.0	7	6	2	.867	-
18	MEIZOSO PA	.000	1	-	-	-	-	-	-	-	-	-	-	-	-	-	-	-	-	-	P	1	1.1	-	1	-	1.000	-
1	NETTO R	.000	1	1	-	-	-	-	-	-	-	.000	-	-	-	-	-	-	-	-	PH	1	-	-	-	-	-	-
20	ONORATI MC	.000	3	6	-	-	-	-	-	-	-	.000	2	-	-	-	-	-	-	-	LF	3	17.0	2	1	1	.750	-
24	OSUNA MS	.000	3	8	-	-	-	-	-	-	-	.000	2	-	-	-	-	-	-	-	1B	3	17.0	21	4	-	1.000	-
19	SILVESTRINI MV	.333	3	6	1	2	-	1	-	-	.667	.500	-	1	-	-	-	1	-	-	CF	3	17.0	3	-	-	1.000	-
9	TAVELLA T	.000	3	6	-	-	-	-	-	-	.000	2	-	-	-	-	-	-	-	-	C	3	17.0	7	5	1	.923	
																					DP	1	0.2	-	-	-	-	
16	TAZZIOLI CR	.286	3	7	-	2	-	-	-	1	.286	.375	-	1	-	-	-	-	-	-	-	P	1	0.2	-	-	-	-
																						DP	3	-	-	-	-	-
26	VILLALVA C	.000	3	2	-	-	-	-	-	-	-	.000	2	-	-	-	-	-	-	-	-	P	1	7.0	-	4	-	1.000
																						PH	2	7.0	-	4	-	1.000
22	de la VEGA MJ	.000	2	-	-	-	-	-	-	-	-	-	-	-	-	-	-	-	-	-	-	P	2	5.0	-	-	-	-
																						DP	1	-	-	-	-	-
TOTALS		.141	3	64	5	9	1	1	-	1	.188	.214	13	4	-	3	-	2	-	1		3	17.0	51	39	7	.928	-

Note:

Team GP,DP and IP are not the sum of player participation

Legend:

1B First base	2B Doubles/Second base	3B Triples/Third base	A Assists
AB At Bats	BA Batting aAverage	BB Bases on balls	C Catcher
CF Center fielder	CS Caught stealing	DH Designated hitter	DP Double play/Designated player
E Errors	FLD% Fielding average	GDP Grounded into double play	GP Games played
H Hits	HBP Hit by pitch	HR Home runs	IP Innings played
I/O Reached base on interference or obstruction	No Uniform number	IBB Intentional bases on balls	P Pitcher
LF Left fielder	PO Put outs	OB% On base percentage	PR Pinch runner
PH Pinch hitter	RBI Runs batted In	Pos Fielding position	SB Stolen bases
R Runs	SH Sacrifice hits	RF Right fielder	SO Strike outs
SF Sacrifice flies		SLG% Slugging percentage	
SS Shortstop			

Cumulative Statistics

Estadísticas acumulativas / Estatísticas Cumulativas

PITCHING

No	Player	L/R	W	L	S	ERA	GP	GS	CG	Sho	IP	H	R	ER	HR	BB	IBB	SO	HBP	SH	SF	WP	ILP
8	BUSSO GOMEZ M	R	-	-	-	0.00	1	-	-	-	3.0	1	-	-	-	-	-	-	-	-	-	-	-
18	MEIZOSO PA	R	-	1	-	5.26	1	1	-	-	1.1	4	3	1	-	1	-	-	1	-	-	-	-
16	TAZZIOLI CR	L	-	-	-	10.61	1	-	-	-	0.2	3	2	1	-	-	-	-	-	-	1	-	-
26	VILLALVA C	R	1	-	-	1.00	1	1	-	-	7.0	3	1	1	-	3	-	4	1	1	-	-	-
22	de la VEGA MJ	R	-	1	-	5.60	2	1	-	-	5.0	10	7	4	-	4	-	3	1	1	-	4	-
TOTALS			1	2	-	0.00	3	3	-	-	17.0	21	13	-	-	8	-	7	3	2	1	4	-

CATCHING

No	Player	GP	IP	PB	SB	CS
9	TAVELLA T	3	17.0	-	3	2
TOTALS		3	17.0	-	3	2

Note:

Team ER may not be the sum of player participation

Legend:

BB Bases on balls allowed	CG Complete games	CS Caught stealing	ER Earned runs allowed
ERA Earned run average	GP Games pitched/played	GS Games started	H Hits allowed
HBP Hit by pitch	HR Home runs allowed	IBB Intentional bases on balls	IP Innings pitched/played
L Losses	L/R Left or right handed	No Uniform number	PB Passed balls
R Runs allowed	S Saves	SB Stolen bases allowed	SF Sacrifice flies allowed
SH Sacrifice hits allowed	Sho Shutouts	SO Strikeouts	W Games Won
WP Wild pitches			



Cumulative Statistics

Estadísticas acumulativas / Estatísticas Cumulativas

PRELIMINARY ROUND BATTING AND FIELDING

No	Player	BA	GP	AB	R	H	2B	3B	HR	RBI	SLG%	OB%	SO	BB	IBB	SH	SF	HBP	SB	CS	Pos	GP	IP	PO	A	E	FLD%	DP
4	ABE K	.000	2	1	-	-	-	-	-	-	-	.000	1	-	-	-	-	-	-	-	RF	1	1.1	1	-	-	1.000	-
																					PH	1	-	-	-	-	-	-
2	ABE M	.000	3	7	-	-	-	-	-	-	-	.000	2	-	-	1	-	-	-	-	LF	3	17.1	7	1	-	1.000	1
9	ARIKI C	.143	3	7	-	1	-	-	-	-	.143	.143	4	-	-	1	-	-	-	-	3B	3	17.1	1	7	-	1.000	-
11	HIGA N	.000	2	-	-	-	-	-	-	-	-	-	-	-	-	-	-	-	-	-	P	2	11.0	-	2	-	1.000	-
17	KUDO C	.000	1	-	-	-	-	-	-	-	-	-	-	-	-	-	-	-	-	-	P	1	3.0	-	-	-	-	-
1	MISAWA T	.000	3	3	-	-	-	-	-	-	-	.000	2	-	-	-	-	-	-	-	DP	1	-	-	-	-	-	-
																					PH	2	-	-	-	-	-	-
12	MIYAHIRA S	.286	3	7	-	2	-	-	-	-	.286	.375	3	1	-	-	-	-	-	-	1B	3	17.1	13	4	1	.944	1
10	MIZUSHIMA M	.000	2	2	-	-	-	-	-	-	-	.000	1	-	-	-	-	-	-	-	C	2	8.0	6	-	1	.857	-
7	MORIMOTO V	.400	3	5	-	2	-	-	-	-	.400	.400	1	-	-	-	-	-	-	-	C	3	9.1	9	-	-	1.000	-
6	MURAZAWA M	.000	3	4	-	-	-	-	-	-	-	.333	1	2	-	-	-	-	-	-	2B	3	16.0	7	4	-	1.000	-
14	SHIBATA J	.333	1	3	-	1	1	-	-	-	.667	.333	-	-	-	-	-	-	-	-	SS	1	7.0	-	1	-	1.000	-
16	SIMON E	.000	2	-	-	-	-	-	-	-	-	-	-	-	-	-	-	-	-	-	P	2	3.1	-	1	-	1.000	-
3	SUETSUGU S	.333	3	6	-	2	-	-	-	-	.333	.333	3	-	-	-	-	-	-	-	2B	1	1.1	2	-	-	1.000	-
																					SS	2	10.1	5	-	-	1.000	-
13	SUGINO P	.000	3	6	-	-	-	-	-	-	-	.000	2	-	-	-	-	-	-	-	DP	3	-	-	-	-	-	-
15	TAKAHASHI C	.000	3	6	-	-	-	-	-	-	-	.250	3	1	-	-	-	1	-	-	RF	3	16.0	-	-	-	-	-
5	TANAKA M	.286	3	7	-	2	1	-	-	-	.429	.286	2	-	-	-	-	-	-	-	CF	3	17.1	1	-	-	1.000	-
	TOTALS	.156	3	64	-	10	2	-	-	-	.188	.217	25	4	-	2	-	1	-	-		3	17.1	52	20	2	.973	-

GDP:ARIKI Camila (1)

Note:

Team GP,DP and IP are not the sum of player participation

Legend:

1B First base	2B Doubles/Second base	3B Triples/Third base	A Assists
AB At Bats	BA Batting aAverage	BB Bases on balls	C Catcher
CF Center fielder	CS Caught stealing	DH Designated hitter	DP Double play/Designated player
E Errors	FLD% Fielding average	GDP Grounded into double play	GP Games played
H Hits	HBP Hit by pitch	HR Home runs	IP Innings played
I/O Reached base on interference or obstruction	No Uniform number	IBB Intentional bases on balls	P Pitcher
LF Left fielder	PO Put outs	OB% On base percentage	PR Pinch runner
PH Pinch hitter	RBI Runs batted In	Pos Fielding position	SB Stolen bases
R Runs	SH Sacrifice hits	RF Right fielder	SO Strike outs
RF Sacrifice flies		SLG% Slugging percentage	
SS Shortstop			

Cumulative Statistics

Estadísticas acumulativas / Estatísticas Cumulativas

PITCHING

No	Player	L/R	W	L	S	ERA	GP	GS	CG	Sho	IP	H	R	ER	HR	BB	IBB	SO	HBP	SH	SF	WP	ILP
11	HIGA N	R	-	2	-	1.27	2	1	-	-	11.0	9	3	2	-	1	-	11	-	4	1	-	1
17	KUDO C	R	-	1	-	9.33	1	1	-	-	3.0	4	4	4	-	4	-	1	-	-	-	2	-
16	SIMON E	R	-	-	-	6.31	2	1	-	-	3.1	6	3	3	-	2	-	2	1	1	1	-	-
	TOTALS		-	3	-	0.00	3	3	-	-	17.1	19	10	-	-	7	-	14	1	5	2	2	1

CATCHING

No	Player	GP	IP	PB	SB	CS
10	MIZUSHIMA M	2	8.0	1	1	-
7	MORIMOTO V	3	9.1	-	-	-
	TOTALS	3	17.1	1	1	-

Note:

Team ER may not be the sum of player participation

Legend:

BB Bases on balls allowed	CG Complete games	CS Caught stealing	ER Earned runs allowed
ERA Earned run average	GP Games pitched/played	GS Games started	H Hits allowed
HBP Hit by pitch	HR Home runs allowed	IBB Intentional bases on balls	IP Innings pitched/played
L Losses	L/R Left or right handed	No Uniform number	PB Passed balls
R Runs allowed	S Saves	SB Stolen bases allowed	SF Sacrifice flies allowed
SH Sacrifice hits allowed	Sho Shutouts	SO Strikeouts	W Games Won
WP Wild pitches			

Cumulative Statistics

Estadísticas acumulativas / Estatísticas Cumulativas

PRELIMINARY ROUND BATTING AND FIELDING

No	Player	BA	GP	AB	R	H	2B	3B	HR	RBI	SLG%	OB%	SO	BB	IBB	SH	SF	HBP	SB	CS	Pos	GP	IP	PO	A	E	FLD%	DP
17	BRADLEY A	.300	3	10	3	3	1	-	-	-	.400	.364	-	-	-	-	-	1	-	-	CF	3	22.0	2	-	-	1.000	-
18	CUMPSTONE E	.143	3	7	1	1	-	-	-	-	.143	.143	3	-	-	1	-	-	-	-	C	3	19.0	23	2	-	1.000	-
19	GEE E	.333	2	3	-	1	-	-	-	-	.333	.333	-	-	-	-	-	-	-	-	LF	1	7.0	-	-	-	-	-
																					PR	1	-	-	-	-	-	-
4	LAWRICK S	.333	3	9	1	3	1	-	-	2	.444	.364	1	1	-	-	1	-	-	-	1B	3	22.0	15	4	-	1.000	1
13	LAWRIE D	.000	1	-	-	-	-	-	-	-	-	-	-	-	-	-	-	-	-	-	P	1	8.0	-	1	-	1.000	-
15	MACKIN R	.000	1	-	-	-	-	-	-	-	-	-	-	-	-	-	-	-	-	-	P	1	7.0	-	1	-	1.000	-
21	MARIN N	.375	3	8	3	3	-	-	-	-	.375	.500	-	1	-	-	-	1	1	-	3B	1	2.0	1	-	-	1.000	-
																					LF	1	8.0	1	-	-	1.000	-
																					DP	2	-	-	-	-	-	-
12	MATTHEWS M	.273	3	11	1	3	1	-	-	1	.364	.333	-	-	-	-	-	1	-	-	RF	3	22.0	2	-	-	1.000	-
77	MEIER D	.000	1	-	-	-	-	-	-	-	-	-	-	-	-	-	-	-	-	-	P	1	7.0	1	-	-	1.000	-
30	McKAY C	.000	3	2	-	-	-	-	-	-	-	.333	1	1	-	-	-	-	-	-	C	1	3.0	4	-	-	1.000	-
																					PH	2	-	-	-	-	-	-
20	McLEAN E	.556	3	9	1	5	1	-	1	6	1.000	.600	2	1	-	-	-	-	-	2	2B	1	2.0	-	-	-	-	-
																					3B	3	20.0	4	8	1	.923	2
10	ODAMURA K	.400	3	5	-	2	-	-	-	-	.400	.500	-	1	-	1	-	-	-	-	2B	3	20.0	8	2	1	.909	-
																					DP	1	-	-	-	-	-	-
55	RAFTER K	1.000	1	1	1	1	1	-	-	-	2.000	1.000	-	-	-	-	-	-	-	-	PH	1	-	-	-	-	-	-
7	SALLING J	.333	3	9	1	3	2	1	-	1	.778	.455	-	2	1	-	-	-	-	-	SS	3	22.0	4	4	-	1.000	-
5	WILLIS J	.000	2	3	-	-	-	-	-	-	-	.400	-	1	-	1	-	1	1	-	LF	1	7.0	1	-	-	1.000	-
																					DP	1	-	-	-	-	-	-
	TOTALS	.325	3	77	12	25	7	1	1	10	.481	.411	7	8	1	3	1	4	2	2		3	22.0	66	22	2	.978	-

GDP: MARIN Noemie (1); MATTHEWS Melanie (1)

Note:

Team GP, DP and IP are not the sum of player participation

Legend:

1B First base	2B Doubles/Second base	3B Triples/Third base	A Assists
AB At Bats	BA Batting aAverage	BB Bases on balls	C Catcher
CF Center fielder	CS Caught stealing	DH Designated hitter	DP Double play/Designated player
E Errors	FLD% Fielding average	GDP Grounded into double play	GP Games played
H Hits	HBP Hit by pitch	HR Home runs	IP Innings played
I/O Reached base on interference or obstruction	No Uniform number	IBB Intentional bases on balls	P Pitcher
LF Left fielder	PO Put outs	OB% On base percentage	PR Pinch runner
PH Pinch hitter	RBI Runs batted In	Pos Fielding position	SB Stolen bases
R Runs	SH Sacrifice hits	RF Right fielder	SO Strike outs
RF Right fielder		SLG% Slugging percentage	
SF Sacrifice flies			
SS Shortstop			

Cumulative Statistics

Estadísticas acumulativas / Estatísticas Cumulativas

PITCHING

No	Player	L/R	W	L	S	ERA	GP	GS	CG	Sho	IP	H	R	ER	HR	BB	IBB	SO	HBP	SH	SF	WP	ILP
13	LAWRIE D	R	1	-	-	0.00	1	1	-	-	8.0	3	-	-	-	4	-	7	-	1	-	-	-
15	MACKIN R	R	1	-	-	1.00	1	1	-	-	7.0	3	2	1	-	1	-	9	2	1	-	-	-
77	MEIER D	R	1	-	-	3.00	1	1	-	-	7.0	5	3	3	-	3	-	9	1	-	-	1	-
TOTALS			3	-	-	0.00	3	3	-	-	22.0	11	5	-	-	8	-	25	3	2	-	1	-

CATCHING

No	Player	GP	IP	PB	SB	CS
18	CUMPSTONE E	3	19.0	-	-	1
30	McKAY C	1	3.0	-	-	-
TOTALS		3	22.0	-	-	1

Note:

Team ER may not be the sum of player participation

Legend:

BB Bases on balls allowed	CG Complete games	CS Caught stealing	ER Earned runs allowed
ERA Earned run average	GP Games pitched/played	GS Games started	H Hits allowed
HBP Hit by pitch	HR Home runs allowed	IBB Intentional bases on balls	IP Innings pitched/played
L Losses	L/R Left or right handed	No Uniform number	PB Passed balls
R Runs allowed	S Saves	SB Stolen bases allowed	SF Sacrifice flies allowed
SH Sacrifice hits allowed	Sho Shutouts	SO Strikeouts	W Games Won
WP Wild pitches			

Cumulative Statistics

Estadísticas acumulativas / Estatísticas Cumulativas

PRELIMINARY ROUND BATTING AND FIELDING

No	Player	BA	GP	AB	R	H	2B	3B	HR	RBI	SLG%	OB%	SO	BB	IBB	SH	SF	HBP	SB	CS	Pos	GP	IP	PO	A	E	FLD%	DP
8	CONRRADO PINIL.	.000	3	8	-	-	-	-	-	-	-	.000	4	-	-	1	-	-	-	-	RF	3	17.0	1	1	-	1.000	-
24	CUDRIZ BORJA B	.200	3	5	-	1	-	-	-	-	.200	.333	2	1	-	1	-	-	-	-	C	3	17.0	9	2	-	1.000	-
74	FERNÁNDEZ HOOC.	.000	3	7	-	-	-	-	-	-	-	.000	5	-	-	-	-	-	-	-	SS	3	17.0	4	2	-	1.000	1
11	GARCÍA DÍAZ M	.000	2	4	-	-	-	-	-	-	-	.000	2	-	-	-	-	-	-	-	LF	2	10.0	-	-	-	-	-
7	GARCÍA NIETO M	.333	3	6	-	2	-	-	-	-	.333	.333	1	-	-	-	-	-	-	-	CF	3	17.0	5	1	-	1.000	-
2	GARCÍA PÉREZ V	.000	1	-	-	-	-	-	-	-	-	-	-	-	-	-	-	-	-	-	P	1	2.1	-	-	-	-	-
21	GIRALDO ISAZA D	.000	2	-	1	-	-	-	-	-	-	-	-	-	-	-	-	-	-	-	DP PR	1 1	- -	- -	- -	- -	- -	- -
25	GUZMAN AREVALO	.333	3	6	1	2	-	-	-	-	.333	.429	3	1	-	2	-	-	-	-	2B	3	17.0	15	3	-	1.000	-
3	HURTADO PAYARES	.000	1	-	-	-	-	-	-	-	-	-	-	-	-	-	-	-	-	-	P	1	-	-	-	-	-	-
6	MENDOZA MIRANDA	.375	3	8	-	3	-	-	-	1	.375	.375	3	-	-	-	-	-	-	-	DP	3	-	-	-	-	-	-
9	OLIVERO OLIVO Y	.143	3	7	1	1	-	-	-	1	.143	.143	5	-	-	1	-	-	-	-	1B	3	17.0	13	2	1	.938	-
29	OLIVO ALFARO A	.500	1	2	-	1	1	-	-	-	1.000	.500	-	-	-	1	-	-	-	-	LF	1	7.0	-	-	-	-	-
16	PEÑATA TAPIA J	.000	2	-	-	-	-	-	-	-	-	-	-	-	-	-	-	-	-	-	P	2	10.2	1	3	-	1.000	-
19	PUSEY ME LAUGH.	.000	1	-	-	-	-	-	-	-	-	-	-	-	-	-	-	-	-	-	P	1	4.0	-	-	-	-	-
44	PÉREZ OSPINO I	.143	3	7	-	1	-	-	-	-	.143	.143	2	-	-	-	-	-	-	-	3B	3	17.0	3	7	1	.909	-
	TOTALS	.183	3	60	3	11	1	-	-	2	.200	.210	27	2	-	6	-	-	-	-		3	17.0	51	21	2	.973	-

GDP: CONRRADO PINILLA Yadira (1); FERNÁNDEZ Eugenia (1); GARCÍA DÍAZ Monica (1)

Note:

Team GP, DP and IP are not the sum of player participation

Legend:

1B First base	2B Doubles/Second base	3B Triples/Third base	A Assists
AB At Bats	BA Batting aAverage	BB Bases on balls	C Catcher
CF Center fielder	CS Caught stealing	DH Designated hitter	DP Double play/Designated player
E Errors	FLD% Fielding average	GDP Grounded into double play	GP Games played
H Hits	HBP Hit by pitch	HR Home runs	IP Innings played
I/O Reached base on interference or obstruction	No Uniform number	IBB Intentional bases on balls	P Pitcher
LF Left fielder	PO Put outs	OB% On base percentage	PR Pinch runner
PH Pinch hitter	RBI Runs batted In	Pos Fielding position	SB Stolen bases
R Runs	SH Sacrifice hits	RF Right fielder	SO Strike outs
SF Sacrifice flies		SLG% Slugging percentage	
SS Shortstop			

Cumulative Statistics

Estadísticas acumulativas / Estatísticas Cumulativas

PITCHING

No	Player	L/R	W	L	S	ERA	GP	GS	CG	Sho	IP	H	R	ER	HR	BB	IBB	SO	HBP	SH	SF	WP	ILP
2	GARCÍA PÉREZ V	R	-	-	-	0.00	1	1	-	-	2.1	3	-	-	-	-	-	2	1	2	-	-	-
3	HURTADO PAYARES	R	-	1	-	99.9	1	1	-	-	3	5	5	-	1	-	-	1	-	-	-	1	-
16	PEÑATA TAPIA J	L	1	1	-	2.63	2	1	-	-	10.2	8	4	4	1	2	-	5	2	1	-	-	-
19	PUSEY ME LAUGH.	R	-	-	-	7.00	1	-	-	-	4.0	9	5	4	-	-	-	2	-	-	-	-	-
TOTALS			1	2	-	0.00	3	3	-	-	17.0	23	14	-	1	3	-	9	4	3	-	1	-

CATCHING

No	Player	GP	IP	PB	SB	CS
24	CUDRIZ BORJA B	3	17.0	1	-	-
TOTALS		3	17.0	1	-	-

Note:

Team ER may not be the sum of player participation

Legend:

BB Bases on balls allowed	CG Complete games	CS Caught stealing	ER Earned runs allowed
ERA Earned run average	GP Games pitched/played	GS Games started	H Hits allowed
HBP Hit by pitch	HR Home runs allowed	IBB Intentional bases on balls	IP Innings pitched/played
L Losses	L/R Left or right handed	No Uniform number	PB Passed balls
R Runs allowed	S Saves	SB Stolen bases allowed	SF Sacrifice flies allowed
SH Sacrifice hits allowed	Sho Shutouts	SO Strikeouts	W Games Won
WP Wild pitches			

Cumulative Statistics

Estadísticas acumulativas / Estadísticas Cumulativas

PRELIMINARY ROUND BATTING AND FIELDING

No	Player	BA	GP	AB	R	H	2B	3B	HR	RBI	SLG%	OB%	SO	BB	IBB	SH	SF	HBP	SB	CS	Pos	GP	IP	PO	A	E	FLD%	DP
21	ACOSTA Y	.000	3	5	-	-	-	-	-	-	.000	.000	2	-	-	-	-	-	-	-	RF	3	17.0	3	-	-	1.000	-
70	ALVAREZ V	.000	2	2	-	-	-	-	-	-	.000	.000	1	-	-	-	-	-	-	-	PH	2	-	-	-	-	-	-
13	AVILES Y	.286	3	7	1	2	-	-	-	1	.286	.250	2	-	-	-	1	-	-	-	CF	3	17.0	2	-	-	1.000	-
3	BUBAIRE M	.000	2	-	-	-	-	-	-	-	-	-	-	-	-	-	-	-	-	-	P	2	2.0	-	1	-	1.000	-
32	CASTELLON L	.286	3	7	2	2	1	-	-	2	.429	.375	4	1	-	-	-	-	-	-	C	3	16.0	11	1	-	1.000	-
1	CUMBA M	.200	3	5	-	1	-	-	-	1	.200	.333	1	1	-	-	-	-	-	-	DP	3	-	-	-	-	-	-
34	HEREDIA M	.400	3	5	-	2	-	-	-	1	.400	.400	1	-	-	-	-	-	-	-	LF	3	14.0	1	-	-	1.000	-
27	IGLESIAS M	.000	2	-	-	-	-	-	-	-	-	-	-	-	-	-	-	-	-	-	LF	2	3.0	-	-	-	-	-
40	LAFA Y	.000	2	1	1	-	-	-	-	-	-	.000	1	-	-	-	-	-	-	-	PR	1	-	-	-	-	-	-
																					PH	1	-	-	-	-	-	-
5	LOPEZ A	.000	2	-	-	-	-	-	-	-	-	-	-	-	-	-	-	-	-	-	P	2	7.0	-	1	-	1.000	-
10	OCAÑA Y	.000	1	-	-	-	-	-	-	-	-	-	-	-	-	-	-	-	-	-	C	1	1.0	-	-	-	-	-
26	PACHECO Y	.000	1	-	-	-	-	-	-	-	-	-	-	-	-	-	-	-	-	-	P	1	1.0	-	-	-	-	-
25	PUNTES D	.500	3	8	3	4	1	-	-	-	.625	.500	2	-	-	-	-	-	-	-	SS	3	17.0	4	4	-	1.000	2
16	RODRIGUEZ Y	.000	2	-	-	-	-	-	-	-	-	-	-	-	-	-	-	-	-	-	P	2	7.0	1	2	-	1.000	-
9	SANCHEZ M	.333	3	6	2	2	-	-	-	-	.333	.429	3	1	-	-	-	-	1	-	2B	3	17.0	5	6	1	.917	-
12	SOTO Y	.333	3	6	2	2	1	-	-	4	.500	.429	2	-	-	-	-	-	1	-	3B	3	17.0	1	3	-	1.000	1
17	TOLEDO M	.167	3	6	-	1	-	-	-	-	.167	.167	3	-	-	-	-	-	-	-	1B	3	17.0	23	-	-	1.000	1
	TOTALS	.276	3	58	11	16	3	-	-	9	.328	.317	22	3	-	-	1	1	1	-		3	17.0	51	18	1	.986	-

GDPACOSTA Yuselys (1)

Note:

Team GP,DP and IP are not the sum of player participation

Legend:

1B First base	2B Doubles/Second base	3B Triples/Third base	A Assists
AB At Bats	BA Batting aAverage	BB Bases on balls	C Catcher
CF Center fielder	CS Caught stealing	DH Designated hitter	DP Double play/Designated player
E Errors	FLD% Fielding average	GDP Grounded into double play	GP Games played
H Hits	HBP Hit by pitch	HR Home runs	IP Innings played
I/O Reached base on interference or obstruction	No Uniform number	IBB Intentional bases on balls	P Pitcher
LF Left fielder	PO Put outs	OB% On base percentage	PR Pinch runner
PH Pinch hitter	RBI Runs batted In	Pos Fielding position	SB Stolen bases
R Runs	SH Sacrifice hits	RF Right fielder	SO Strike outs
RF Sacrifice flies		SLG% Slugging percentage	
SS Shortstop			

Cumulative Statistics

Estadísticas acumulativas / Estatísticas Cumulativas

PITCHING

No	Player	L/R	W	L	S	ERA	GP	GS	CG	Sho	IP	H	R	ER	HR	BB	IBB	SO	HBP	SH	SF	WP	ILP
3	BUBAIRE M	R	-	1	-	14.00	2	2	-	-	2.0	6	4	4	-	1	-	-	-	-	-	-	-
5	LOPEZ A	R	1	-	-	1.00	2	-	-	-	7.0	6	3	1	-	3	-	5	-	-	-	-	-
26	PACHECO Y	R	-	-	-	7.00	1	-	-	-	1.0	2	1	1	1	-	-	-	-	-	-	-	-
16	RODRIGUEZ Y	L	1	-	-	3.00	2	1	-	-	7.0	7	3	3	1	1	-	6	-	1	-	-	-
TOTALS			2	1	-	0.00	3	3	-	-	17.0	21	11	-	2	5	-	11	-	1	-	-	-

CATCHING

No	Player	GP	IP	PB	SB	CS
32	CASTELLON L	3	16.0	2	-	-
10	OCAÑA Y	1	1.0	-	-	-
TOTALS		3	17.0	2	-	-

Note:

Team ER may not be the sum of player participation

Legend:

BB Bases on balls allowed	CG Complete games	CS Caught stealing	ER Earned runs allowed
ERA Earned run average	GP Games pitched/played	GS Games started	H Hits allowed
HBP Hit by pitch	HR Home runs allowed	IBB Intentional bases on balls	IP Innings pitched/played
L Losses	L/R Left or right handed	No Uniform number	PB Passed balls
R Runs allowed	S Saves	SB Stolen bases allowed	SF Sacrifice flies allowed
SH Sacrifice hits allowed	Sho Shutouts	SO Strikeouts	W Games Won
WP Wild pitches			

Cumulative Statistics

Estadísticas acumulativas / Estadísticas Cumulativas

PRELIMINARY ROUND BATTING AND FIELDING

No	Player	BA	GP	AB	R	H	2B	3B	HR	RBI	SLG%	OB%	SO	BB	IBB	SH	SF	HBP	SB	CS	Pos	GP	IP	PO	A	E	FLD%	DP		
35	ALVAREZ ORTIZ O	.000	2	5	-	-	-	-	-	-	-	.000	1	-	-	-	-	-	-	-	-	P	1	0.2	-	1	-	1.000	-	
																							P	2	11.0	6	4	-	1.000	-
17	ARIAZ RODRIGUEZ	.000	1	-	-	-	-	-	-	-	-	-	-	-	-	-	-	-	-	-	-	P	1	5.1	-	1	1	.500	-	
12	BONILLA J	.250	3	4	1	1	-	-	-	-	.250	.400	-	1	-	-	-	-	-	-	-	1B	3	14.0	21	1	-	1.000	-	
23	FERGUSON GONZA.	.000	2	-	-	-	-	-	-	-	-	-	-	-	-	-	-	-	-	-	-	P	2	13.0	-	6	1	.857	-	
34	FIGUEROA L	.286	3	7	1	2	1	-	-	-	.429	.375	2	-	-	-	-	1	-	-	-	C	3	19.0	8	2	-	1.000	-	
33	HERNENDEZ DO	.143	3	7	-	1	1	-	-	-	.286	.143	1	-	-	-	-	-	-	-	-	RF	3	15.0	2	-	-	1.000	-	
4	KEMPISTY MERCA.	.000	2	2	-	-	-	-	-	-	-	.000	1	-	-	1	-	-	-	-	-	2B	2	8.0	1	6	2	.778	-	
																							DP	1	-	-	-	-	-	-
15	LOPEZ JJ	.000	3	6	-	-	-	-	-	-	-	.000	3	-	-	-	-	-	-	-	-	CF	3	19.0	4	-	-	1.000	-	
																						PR	1	-	-	-	-	-	-	
11	LOZANO MARCANO	.000	2	2	-	-	-	-	-	-	-	.000	-	-	-	-	-	-	-	-	-	PH	1	-	-	-	-	-	-	
3	MARICONDA C	.167	3	6	1	1	-	-	-	2	.167	.167	-	-	-	-	-	-	-	-	-	3B	2	13.0	2	5	2	.778	-	
																							PH	1	-	-	-	-	-	-
22	MORALES AR	.200	3	10	1	2	2	-	-	1	.400	.273	2	1	-	-	-	-	-	-	-	SS	3	19.0	1	6	-	1.000	-	
24	OLIVARES MAYMI	.250	3	4	-	1	-	-	-	-	.250	.500	2	2	-	-	-	-	1	1	-	RF	1	4.0	-	-	1	.000	-	
																							DP	1	-	-	-	-	-	-
																							PH	1	-	-	-	-	-	-
8	RIVERA NAZARIO	.000	2	-	-	-	-	-	-	-	-	-	-	-	-	-	-	-	-	-	-	PR	2	-	-	-	-	-	-	
18	SANTIAGO BERNI.	.000	3	6	-	-	-	-	-	-	.143	.143	1	-	-	-	-	1	-	-	-	LF	3	19.0	4	-	-	1.000	-	
9	TORRES M	.000	3	4	-	-	-	-	-	-	.200	.200	2	1	-	-	-	-	-	-	-	1B	1	5.0	7	-	-	1.000	-	
																							DP	1	-	-	-	-	-	-
																							PH	1	-	-	-	-	-	-
2	TORRES MEDINA A	.000	3	6	-	-	-	-	-	-	.143	.143	3	1	-	-	-	-	-	-	-	3B	1	6.0	1	1	-	1.000	-	
																							DP	1	-	-	-	-	-	-
																							PH	1	-	-	-	-	-	-
TOTALS		.116	3	69	4	8	4	-	-	3	.174	.208	18	6	-	1	-	2	1	1		3	19.0	57	33	7	.928	-		

GDPFIGUEROA Luciola (1)

Note:

Team GP,DP and IP are not the sum of player participation

Legend:

1B First base	2B Doubles/Second base	3B Triples/Third base	A Assists
AB At Bats	BA Batting aAverage	BB Bases on balls	C Catcher
CF Center fielder	CS Caught stealing	DH Designated hitter	DP Double play/Designated player
E Errors	FLD% Fielding average	GDP Grounded into double play	GP Games played
H Hits	HBP Hit by pitch	HR Home runs	IP Innings played
I/O Reached base on interference or obstruction	No Uniform number	IBB Intentional bases on balls	P Pitcher
LF Left fielder	PO Put outs	OB% On base percentage	PR Pinch runner
PH Pinch hitter	RBI Runs batted In	Pos Fielding position	SB Stolen bases
R Runs	SH Sacrifice hits	RF Right fielder	SO Strike outs
RF Sacrifice flies		SLG% Slugging percentage	
SS Shortstop			

Cumulative Statistics

Estadísticas acumulativas / Estatísticas Cumulativas

PITCHING

No	Player	L/R	W	L	S	ERA	GP	GS	CG	Sho	IP	H	R	ER	HR	BB	IBB	SO	HBP	SH	SF	WP	ILP
35	ALVAREZ ORTIZ O	R	-	-	-	0.00	1	-	-	-	0.2	-	-	-	-	-	-	-	-	-	-	-	-
17	ARIAZ RODRIGUEZ	R	-	1	-	7.88	1	1	-	-	5.1	11	6	6	1	2	1	2	-	-	1	-	-
23	FERGUSON GONZA.	R	-	2	-	1.62	2	2	-	-	13.0	12	6	3	-	5	1	4	1	1	-	-	1
TOTALS			-	3	-	0.00	3	3	-	-	19.0	23	12	-	1	7	2	6	1	1	1	-	1

CATCHING

No	Player	GP	IP	PB	SB	CS
34	FIGUEROA L	3	19.0	-	1	1
TOTALS		3	19.0	-	1	1

Note:

Team ER may not be the sum of player participation

Legend:

BB Bases on balls allowed	CG Complete games	CS Caught stealing	ER Earned runs allowed
ERA Earned run average	GP Games pitched/played	GS Games started	H Hits allowed
HBP Hit by pitch	HR Home runs allowed	IBB Intentional bases on balls	IP Innings pitched/played
L Losses	L/R Left or right handed	No Uniform number	PB Passed balls
R Runs allowed	S Saves	SB Stolen bases allowed	SF Sacrifice flies allowed
SH Sacrifice hits allowed	Sho Shutouts	SO Strikeouts	W Games Won
WP Wild pitches			

Cumulative Statistics

Estadísticas acumulativas / Estadísticas Cumulativas

PRELIMINARY ROUND BATTING AND FIELDING

No	Player	BA	GP	AB	R	H	2B	3B	HR	RBI	SLG%	OB%	SO	BB	IBB	SH	SF	HBP	SB	CS	Pos	GP	IP	PO	A	E	FLD%	DP	
14	ABBOTT M	.000	1	-	-	-	-	-	-	-	-	-	-	-	-	-	-	-	-	-	-	P	1	5.0	-	-	-	-	-
44	BERG L	.600	2	5	3	3	-	-	-	1	.600	.500	-	-	-	-	1	-	-	-	-	RF	2	10.0	-	-	-	-	-
6	BUSTOS C	.500	3	6	3	3	1	-	1	5	1.167	.667	-	2	-	-	-	1	-	-	-	3B	2	12.0	1	-	-	1.000	-
																						DP	1	-	-	-	-	-	-
28	DURAN A	.571	3	7	1	4	-	-	1	8	1.000	.625	-	-	-	1	-	1	-	-	-	1B	2	12.0	3	1	-	1.000	-
																						3B	1	5.0	-	-	-	-	-
27	FINCH J	.000	1	-	-	-	-	-	-	-	-	-	-	-	-	-	-	-	-	-	-	P	1	4.0	-	-	-	-	-
11	FLOWERS T	.000	1	2	-	-	-	-	-	-	-	.333	-	1	-	-	-	-	-	-	-	1B	1	4.0	1	-	-	1.000	-
34	HOLLOWELL A	.000	1	-	-	-	-	-	-	-	-	-	-	-	-	-	-	-	-	-	-	P	1	1.0	-	-	-	-	-
3	JUNG L	.333	2	6	1	2	-	-	1	1	.833	.333	2	-	-	-	-	-	-	-	-	2B	2	12.0	1	1	-	1.000	-
12	KRETSCHMAN K	.400	2	5	1	2	-	-	-	-	.400	.500	1	1	-	-	-	-	-	-	-	RF	1	7.0	-	-	-	-	-
																						DP	1	-	-	-	-	-	-
37	LAPPIN L	.000	2	2	-	-	-	-	-	-	-	.000	-	-	-	-	-	-	-	-	-	C	1	7.0	17	-	-	1.000	-
																						1B	1	1.0	1	-	-	1.000	-
26	LOWE C	.400	3	10	2	4	-	-	-	-	.400	.400	-	-	-	-	-	-	-	-	-	CF	3	17.0	-	-	-	-	-
2	MENDOZA J	.333	3	9	4	3	2	-	-	2	.556	.400	-	1	-	-	-	-	-	-	-	LF	3	17.0	-	-	-	-	-
8	OSTERMAN C	.000	1	-	-	-	-	-	-	-	-	-	-	-	-	-	-	-	-	-	-	P	1	5.0	-	-	-	-	-
15	RITTER J	.000	1	-	-	-	-	-	-	-	-	-	-	-	-	-	-	-	-	-	-	P	1	2.0	-	-	-	-	-
31	TOPPING J	.000	2	5	-	-	-	-	-	-	-	.167	1	1	-	-	-	-	-	-	-	C	2	10.0	27	2	-	1.000	-
19	VICKY G	.200	2	5	1	1	-	-	-	-	.200	.333	1	1	-	-	-	-	-	-	-	2B	1	5.0	-	1	-	1.000	-
																						DP	1	-	-	-	-	-	-
29	WATLEY N	.500	3	8	5	4	-	-	-	1	.500	.600	-	1	-	-	-	1	-	-	-	SS	3	17.0	-	1	-	1.000	-
	TOTALS	.371	3	70	21	26	3	-	3	18	.543	.451	5	8	-	1	1	3	-	-	-		3	17.0	51	6	-	1.000	-

Note:

Team GP,DP and IP are not the sum of player participation

Legend:

1B First base	2B Doubles/Second base	3B Triples/Third base	A Assists
AB At Bats	BA Batting aAverage	BB Bases on balls	C Catcher
CF Center fielder	CS Caught stealing	DH Designated hitter	DP Double play/Designated player
E Errors	FLD% Fielding average	GDP Grounded into double play	GP Games played
H Hits	HBP Hit by pitch	HR Home runs	IP Innings played
I/O Reached base on interference or obstruction	No Uniform number	IBB Intentional bases on balls	P Pitcher
LF Left fielder	PO Put outs	OB% On base percentage	PR Pinch runner
PH Pinch hitter	RBI Runs batted In	Pos Fielding position	SB Stolen bases
R Runs	SH Sacrifice hits	RF Right fielder	SO Strike outs
RF Sacrifice flies		SLG% Slugging percentage	
SS Shortstop			

Cumulative Statistics

Estadísticas acumulativas / Estatísticas Cumulativas

PITCHING

No	Player	L/R	W	L	S	ERA	GP	GS	CG	Sho	IP	H	R	ER	HR	BB	IBB	SO	HBP	SH	SF	WP	ILP
14	ABBOTT M	L	1	-	-	0.00	1	1	-	-	5.0	-	-	-	-	-	-	12	-	-	-	-	-
27	FINCH J	R	1	-	-	0.00	1	1	-	-	4.0	-	-	-	-	-	-	11	-	-	-	-	-
34	HOLLOWELL A	R	-	-	-	0.00	1	-	-	-	1.0	-	-	-	-	-	-	3	-	-	-	-	-
8	OSTERMAN C	L	1	-	-	0.00	1	1	-	-	5.0	-	-	-	-	1	-	14	-	-	-	-	-
15	RITTER J	R	-	-	-	0.00	1	-	-	-	2.0	-	-	-	-	1	-	5	-	-	-	-	-
TOTALS			3	-	-	0.00	3	3	-	-	17.0	-	-	-	-	2	-	45	-	-	-	-	-

CATCHING

No	Player	GP	IP	PB	SB	CS
37	LAPPIN L	1	7.0	-	-	-
31	TOPPING J	2	10.0	-	-	-
TOTALS		3	17.0	-	-	-

Note:

Team ER may not be the sum of player participation

Legend:

BB Bases on balls allowed	CG Complete games	CS Caught stealing	ER Earned runs allowed
ERA Earned run average	GP Games pitched/played	GS Games started	H Hits allowed
HBP Hit by pitch	HR Home runs allowed	IBB Intentional bases on balls	IP Innings pitched/played
L Losses	L/R Left or right handed	No Uniform number	PB Passed balls
R Runs allowed	S Saves	SB Stolen bases allowed	SF Sacrifice flies allowed
SH Sacrifice hits allowed	Sho Shutouts	SO Strikeouts	W Games Won
WP Wild pitches			

Cumulative Statistics

Estadísticas acumulativas / Estatísticas Cumulativas

PRELIMINARY ROUND BATTING AND FIELDING

No	Player	BA	GP	AB	R	H	2B	3B	HR	RBI	SLG%	OB%	SO	BB	IBB	SH	SF	HBP	SB	CS	Pos	GP	IP	PO	A	E	FLD%	DP	
1	ALICART Y	.111	3	9	2	1	1	-	-	1	.222	.111	2	-	-	-	-	-	-	-	-	2B	3	16.1	7	6	-	1.000	-
6	BOGADO M	.000	2	-	-	-	-	-	-	-	-	-	-	-	-	-	-	-	-	-	-	P	2	10.0	-	6	-	1.000	-
5	CASTELLANOS M	.000	1	-	-	-	-	-	-	-	-	-	-	-	-	-	-	-	-	-	-	P	1	4.0	-	2	-	1.000	-
23	CIRIMELLE Z	.143	3	7	-	1	-	-	-	-	.143	.250	2	-	-	2	-	1	-	-	-	C	3	17.1	9	-	-	1.000	-
9	FUENMAYOR D	.333	3	9	2	3	1	-	-	1	.444	.333	1	-	-	-	-	-	-	-	-	SS	3	17.1	4	3	-	1.000	2
24	GOMEZ J	.000	1	-	-	-	-	-	-	-	-	-	-	-	-	-	-	-	-	-	-	P	1	4.1	-	1	-	1.000	-
3	MUJICA D	.000	3	1	-	-	-	-	-	-	-	.000	-	-	-	-	-	-	-	1	-	2B	1	3.0	1	2	-	1.000	-
																						PR	2	-	-	-	-	-	-
15	PEREZ Y	.375	3	8	-	3	1	-	-	2	.500	.375	1	-	-	-	-	-	-	-	-	RF	3	19.1	4	-	-	1.000	-
10	PIMENTEL J	.500	3	8	2	4	2	-	-	1	.750	.600	-	2	1	-	-	-	-	-	-	3B	3	19.1	1	5	-	1.000	-
22	PUERTAS G	.000	2	2	-	-	-	-	-	-	.000	.000	1	-	-	-	-	-	-	-	-	PH	2	-	-	-	-	-	-
12	RAMIREZ A	.000	1	-	-	-	-	-	-	-	-	-	-	-	-	-	-	-	-	-	-	P	1	1.0	-	-	-	-	-
17	RIERA M	.200	3	5	1	1	-	-	-	1	.200	.333	1	1	-	-	-	-	-	-	-	CF	3	19.1	3	-	-	1.000	-
20	RODRIGUEZ PEREZ	.000	1	1	-	-	-	-	-	-	.000	.000	-	-	-	-	-	-	-	-	-	C	1	2.0	2	-	-	1.000	-
8	ROJAS R	.125	3	8	1	1	-	-	-	1	.125	.222	2	1	-	-	-	-	-	-	-	DP	3	-	-	-	-	-	-
4	RUIZ H	.000	1	-	-	-	-	-	-	-	-	-	-	-	-	-	-	-	-	-	-	SS	1	2.0	-	1	-	1.000	-
																						PR	1	-	-	-	-	-	-
11	SOJO Y	.167	3	6	1	1	1	-	-	1	.333	.375	-	2	-	-	-	-	-	-	-	LF	3	19.1	6	-	-	1.000	-
14	SOTO M	.333	3	9	1	3	1	-	-	1	.444	.364	-	1	-	-	1	-	-	-	-	1B	3	19.1	21	-	1	.955	-
	TOTALS	.247	3	73	10	18	7	-	-	9	.342	.317	10	7	1	2	1	1	1	1		3	19.1	58	26	1	.988	-	

GDP: CIRIMELLE Zuleima (1); FUENMAYOR Denisse (1)

Note:

Team GP, DP and IP are not the sum of player participation

Legend:

1B First base	2B Doubles/Second base	3B Triples/Third base	A Assists
AB At Bats	BA Batting aAverage	BB Bases on balls	C Catcher
CF Center fielder	CS Caught stealing	DH Designated hitter	DP Double play/Designated player
E Errors	FLD% Fielding average	GDP Grounded into double play	GP Games played
H Hits	HBP Hit by pitch	HR Home runs	IP Innings played
I/O Reached base on interference or obstruction	No Uniform number	IBB Intentional bases on balls	P Pitcher
LF Left fielder	PO Put outs	OB% On base percentage	PR Pinch runner
PH Pinch hitter	RBI Runs batted In	Pos Fielding position	SB Stolen bases
R Runs	SH Sacrifice hits	RF Right fielder	SO Strike outs
SF Sacrifice flies		SLG% Slugging percentage	
SS Shortstop			

Cumulative Statistics

Estadísticas acumulativas / Estatísticas Cumulativas

PITCHING

No	Player	L/R	W	L	S	ERA	GP	GS	CG	Sho	IP	H	R	ER	HR	BB	IBB	SO	HBP	SH	SF	WP	ILP
6	BOGADO M	R	1	1	-	0.00	2	1	-	-	10.0	2	1	-	-	1	-	6	1	1	-	-	-
5	CASTELLANOS M	R	1	-	-	0.00	1	1	-	-	4.0	1	-	-	-	-	2	-	1	-	-	-	-
24	GOMEZ J	R	-	-	-	0.00	1	1	-	-	4.1	2	-	-	-	-	-	1	1	2	-	1	-
12	RAMIREZ A	R	-	-	-	0.00	1	-	-	-	1.0	-	-	-	-	1	-	1	-	-	-	-	-
TOTALS			2	1	-	0.36	3	3	-	-	19.1	5	1	1	-	2	-	10	2	4	-	1	-

CATCHING

No	Player	GP	IP	PB	SB	CS
23	CIRIMELLE Z	3	17.1	-	-	-
20	RODRIGUEZ PEREZ	1	2.0	-	-	-
TOTALS		3	19.1	-	-	-

Note:

Team ER may not be the sum of player participation

Legend:

BB Bases on balls allowed	CG Complete games	CS Caught stealing	ER Earned runs allowed
ERA Earned run average	GP Games pitched/played	GS Games started	H Hits allowed
HBP Hit by pitch	HR Home runs allowed	IBB Intentional bases on balls	IP Innings pitched/played
L Losses	L/R Left or right handed	No Uniform number	PB Passed balls
R Runs allowed	S Saves	SB Stolen bases allowed	SF Sacrifice flies allowed
SH Sacrifice hits allowed	Sho Shutouts	SO Strikeouts	W Games Won
WP Wild pitches			

Best Offensive Players

Mejores atacantes / Melhores Atacantes

PRELIMINARY ROUND
INCLUDING COMPLETED GAMES 12
As of 26 JUL 2007 at 20:43

(Minimum 2.1 plate appearances per game played by team)

BATTING AVERAGE LEADERS

Rk	Player	Team	Gr	GP	PA	AB	H	BA
1	DURAN Andrea	USA	A	3	9	7	4	.571
2	McLEAN Erin	CAN	B	3	10	9	5	.556
3	BUSTOS Crystl	USA	A	3	9	6	3	.500
4	PIMENTEL Jineth	VEN	B	3	10	8	4	.500
5	PUNTES Diamela	CUB	A	3	8	8	4	.500
6	WATLEY Natasha	USA	A	3	10	8	4	.500
7	LOWE Caitlin	USA	A	3	10	10	4	.400
8	ODAMURA Kristy	CAN	B	3	7	5	2	.400
9	PEREZ Yusmary	VEN	B	3	8	8	3	.375

There are 2 players tied with .375

SLUGGING PERCENTAGE LEADERS

Rk	Player	Team	Gr	GP	PA	AB	TB	Slg%
1	BUSTOS Crystl	USA	A	3	9	6	7	1.167
2	McLEAN Erin	CAN	B	3	10	9	9	1.000
3	DURAN Andrea	USA	A	3	9	7	7	1.000
4	SALLING Jennifer	CAN	B	3	11	9	7	.778
5	PIMENTEL Jineth	VEN	B	3	10	8	6	.750
6	SILVESTRINI Maria Valeria	ARG	B	3	8	6	4	.667
7	PUNTES Diamela	CUB	A	3	8	8	5	.625
8	MENDOZA Jessica	USA	A	3	10	9	5	.556
9	PEREZ Yusmary	VEN	B	3	8	8	4	.500
9	WATLEY Natasha	USA	A	3	10	8	4	.500

HOME RUN LEADERS

Rk	Player	Team	Gr	HR
1	BUSTOS Crystl	USA	A	1
1	JUNG Lovieanne	USA	A	1
3	DURAN Andrea	USA	A	1
4	McLEAN Erin	CAN	B	1

RUNS BATTED IN LEADERS

Rk	Player	Team	Gr	RBI
1	DURAN Andrea	USA	A	8
2	McLEAN Erin	CAN	B	6
3	BUSTOS Crystl	USA	A	5
4	SOTO Yaleisa	CUB	A	4
5	MARICONDA Charisse	PUR	B	2
6	CASTELLON Lidibet	CUB	A	2
7	PEREZ Yusmary	VEN	B	2
8	LAWRICK Sheena	CAN	B	2
8	MENDOZA Jessica	USA	A	2

There are 4 players tied with 1

RUNS SCORED LEADERS

Rk	Player	Team	Gr	R
1	WATLEY Natasha	USA	A	5
2	MENDOZA Jessica	USA	A	4
3	BERG Laura	USA	A	3
4	BUSTOS Crystl	USA	A	3
5	MARIN Noemie	CAN	B	3
5	PUNTES Diamela	CUB	A	3
7	BRADLEY Alison	CAN	B	3
8	BUKACSEWKI Veronica	ARG	B	2
8	SANCHEZ Maylin	CUB	A	2
8	SOTO Yaleisa	CUB	A	2

STOLEN BASE LEADERS

Rk	Player	Team	Gr	SB
1	MARIN Noemie	CAN	B	1
1	MUJICA Desiree	VEN	B	1
1	SANCHEZ Maylin	CUB	A	1
1	WILLIS Janiva	CAN	B	1
5	OLIVARES MAYMI Isabel	PUR	B	1

Note: Determination of rankings:

Batting average: Batting average (descending), Slugging percentage (descending), At bats (descending)

Slugging percentage: Slugging percentage (descending), At bats (descending)

Home runs: Home runs (descending), At bats (ascending)

Runs batted in: Runs batted in (descending), At bats (ascending)

Runs scored: Runs scored (descending), At bats (ascending)

Stolen bases: Stolen bases (descending), Stolen base percentage (descending)

Legend:

AB At bats

BA Batting average

GP Games played

H Hits

R Runs

Rk Rank

RBI Runs batted in

SB Stolen bases

Best Fielders

Mejores Defensores / Melhores Defensores

PRELIMINARY ROUND INCLUDING COMPLETED GAMES 12 As of 26 JUL 2007 at 20:44

PITCHER

(Minimum 2.5 innings pitched per game played by team)

Rk	Player	Team	GrGP	IP	PO	A	E	DP	F	FLD%
1	BOGADO Mariangee	VEN	B 2	10.0	-	6	-	-	-	1.000
2	PEÑATA TAPIA Janey	COL	A 2	10.2	1	3	-	-	-	1.000
3	HIGA Nilze	BRA	A 2	11.0	-	2	-	-	-	1.000
4	LAWRIE Danielle	CAN	B 1	8.0	-	1	-	-	-	1.000
5	FERGUSON Kamren	PUR	B 2	13.0	-	6	1	-	-	.857

CATCHER

(Minimum 1/2 of Games played by Team)

Rk	Player	Team	GrGP	IP	PO	A	E	DP	F	FLD%
1	TOPPING Jenny	USA	A 2	10.0	27	2	-	-	-	1.000
2	CUMPSTONE Erin	CAN	B 3	19.0	23	2	-	-	-	1.000
3	CASTELLON Lidibet	CUB	A 3	16.0	11	1	-	-	-	1.000
4	CUDRIZ BORJA Beatriz	COL	A 3	17.0	9	2	-	-	-	1.000
5	FIGUEROA Luciola	PUR	B 3	19.0	8	2	-	-	-	1.000

FIRST BASE

(Minimum 2/3 of Games played by Team)

Rk	Player	Team	GrGP	IP	PO	A	E	DP	F	FLD%
1	OSUNA Maia Soledad	ARG	B 3	17.0	21	4	-	-	-	1.000
2	TOLEDO Maritza	CUB	A 3	17.0	23	-	-	-	1	1.000
3	BONILLA Jennifer	PUR	B 3	14.0	21	1	-	-	-	1.000
4	LAWRICK Sheena	CAN	B 3	22.0	15	4	-	-	1	1.000
5	DURAN Andrea	USA	A 2	12.0	3	1	-	-	-	1.000

SHORTSTOP

(Minimum 2/3 of Games played by Team)

Rk	Player	Team	GrGP	IP	PO	A	E	DP	F	FLD%
1	PUNTES Diamela	CUB	A 3	17.0	4	4	-	-	2	1.000
1	SALLING Jennifer	CAN	B 3	22.0	4	4	-	-	-	1.000
3	FUENMAYOR Denisse	VEN	B 3	17.1	4	3	-	-	2	1.000
3	MORALES Aileen Rae	PUR	B 3	19.0	1	6	-	-	-	1.000
5	FERNÁNDEZ Eugenia	COL	A 3	17.0	4	2	-	-	1	1.000

SECOND BASE

(Minimum 2/3 of Games played by Team)

Rk	Player	Team	GrGP	IP	PO	A	E	DP	F	FLD%
1	GUZMAN Kerlin	COL	A 3	17.0	15	3	-	-	-	1.000
2	ALICART Yurubi	VEN	B 3	16.1	7	6	-	-	-	1.000
3	MURAZAWA Martha	BRA	A 3	16.0	7	4	-	-	-	1.000
4	ALVAREZ ORTIZ Olivia	PUR	B 2	11.0	6	4	-	-	-	1.000
5	JUNG Lovieanne	USA	A 2	12.0	1	1	-	-	-	1.000

LEFT FIELD

(Minimum 2/3 of Games played by Team)

Rk	Player	Team	GrGP	IP	PO	A	E	DP	F	FLD%
1	ABE Mariana	BRA	A 3	17.1	7	1	-	-	1	1.000
2	SOJO Yaicey	VEN	B 3	19.1	6	-	-	-	-	1.000
3	SANTIAGO Linellis	PUR	B 3	19.0	4	-	-	-	-	1.000
4	HEREDIA Minieyi	CUB	A 3	14.0	1	-	-	-	-	1.000
5	ONORATI Maria Carolina	ARG	B 3	17.0	2	1	1	-	-	.750

THIRD BASE

(Minimum 2/3 of Games played by Team)

Rk	Player	Team	GrGP	IP	PO	A	E	DP	F	FLD%
1	ARIKI Camila	BRA	A 3	17.1	1	7	-	-	-	1.000
2	PIMENTEL Jineth	VEN	B 3	19.1	1	5	-	-	-	1.000
3	SOTO Yaleisa	CUB	A 3	17.0	1	3	-	-	1	1.000
4	BUSTOS Crystl	USA	A 2	12.0	1	-	-	-	-	1.000
5	McLEAN Erin	CAN	B 3	20.0	4	8	1	2	-	.923

CENTER FIELD

(Minimum 2/3 of Games played by Team)

Rk	Player	Team	GrGP	IP	PO	A	E	DP	F	FLD%
1	GARCÍA NIETO Melisa	COL	A 3	17.0	5	1	-	-	-	1.000
2	LOPEZ Jenna Jocelyn	PUR	B 3	19.0	4	-	-	-	-	1.000
3	RIERA Maribel	VEN	B 3	19.1	3	-	-	-	-	1.000
3	SILVESTRINI Maria Valeria	ARG	B 3	17.0	3	-	-	-	-	1.000

There are 2 players tied with 1.000

RIGHT FIELD

(Minimum 2/3 of Games played by Team)

Rk	Player	Team	GrGP	IP	PO	A	E	DP	F	FLD%
1	CLARK Pamela	ARG	B 3	17.0	4	-	-	-	-	1.000
1	PEREZ Yusmary	VEN	B 3	19.1	4	-	-	-	-	1.000
3	ACOSTA Yuselys	CUB	A 3	17.0	3	-	-	-	-	1.000

There are 3 players tied with 1.000

Note:

Players are ranked according fielding average (descending), then total opportunities (sum of putouts, assists and errors) (descending), then alphabetically.

Legend:

A Assists	DP Double plays	E Errors	FLD% Fielding percentage
GP Games played	IP Innings pitched/played	PO Putouts	Rk Rank

Best Pitchers

Mejores lanzadores / Melhores Arremessadores

PRELIMINARY ROUND
INCLUDING COMPLETED GAMES 12
As of 26 JUL 2007 at 20:44

EARNED RUN AVERAGE LEADERS

(Minimum 1.0 innings pitched per game played by team)

Rank	Player	Team	Group	L/R	BF	IP	H	R	ER	ERA
1	BOGADO Mariangee	VEN	B	R	30	10.0	2	1	-	0.00
2	LAWRIE Danielle	CAN	B	R	27	8.0	3	-	-	0.00
3	ABBOTT Monica	USA	A	L	15	5.0	-	-	-	0.00
3	OSTERMAN Cat	USA	A	L	16	5.0	-	-	-	0.00
5	GOMEZ Johana	VEN	B	R	17	4.1	2	-	-	0.00
6	CASTELLANOS Marianella	VEN	B	R	14	4.0	1	-	-	0.00
6	FINCH Jennie	USA	A	R	12	4.0	-	-	-	0.00
8	BUSSO GOMEZ Maria	ARG	B	R	11	3.0	1	-	-	0.00

There are 3 players tied with 1.00

WIN/LOSS LEADERS

Rank	Player	Team	Group	L/R	GP	IP	W	L	W/L%
1	LAWRIE Danielle	CAN	B	R	1	8.0	1	-	1.000
2	LOPEZ Anisley	CUB	A	R	2	7.0	1	-	1.000
2	MACKIN Robin	CAN	B	R	1	7.0	1	-	1.000
2	MEIER Dione	CAN	B	R	1	7.0	1	-	1.000
2	RODRIGUEZ Yanelis	CUB	A	L	2	7.0	1	-	1.000
2	VILLALVA Carla	ARG	B	R	1	7.0	1	-	1.000
7	ABBOTT Monica	USA	A	L	1	5.0	1	-	1.000
7	OSTERMAN Cat	USA	A	L	1	5.0	1	-	1.000
9	CASTELLANOS Marianella	VEN	B	R	1	4.0	1	-	1.000
9	FINCH Jennie	USA	A	R	1	4.0	1	-	1.000

STRIKEOUT LEADERS

Rank	Player	Team	Group	L/R	SO
1	OSTERMAN Cat	USA	A	L	14
2	ABBOTT Monica	USA	A	L	12
3	FINCH Jennie	USA	A	R	11
4	HIGA Nilze	BRA	A	R	11
5	MACKIN Robin	CAN	B	R	9
5	MEIER Dione	CAN	B	R	9
7	LAWRIE Danielle	CAN	B	R	7
8	RODRIGUEZ Yanelis	CUB	A	L	6
9	BOGADO Mariangee	VEN	B	R	6
10	RITTER Jennie	USA	A	R	5

Note: Determination of rankings:

ERA leaders: Earned run average (ascending),innings pitched (descending).

Win/loss leaders: Win/loss percentage (descending),number of wins (descending),innings pitched (descending).

Strikeouts leaders: Strikeouts (descending),innings pitched (ascending).

Legend:

BF Batters faced
H Hits
R Runs

ER Earned runs
IP Innings pitched
SO Strikeouts

ERA Earned run average
L Games lost
W Games won

GP Games pitched
L/R Left or right handed
W/L% Win/loss percentage

Squash
Squash
Squash



Daily Competition Schedule

Programa diario de la competición / Programação Diária da Competição

SAT 14 JUL 2007

Start Time	Court	Event	Round	Match No.	Name	NOC Code	Referee Marker	NOC Code
9:00	C	MS	Round Of 32	1	PEZZOTA Robertino	ARG	(R) Mc LUACHLAN Ronal	PER
					HERNANDEZ Luis	VEN	(M) MILANI Paulo	BRA
	2	MS	Round Of 32	2	ELIAS Jose	PER	(R) COSTA Junio	BRA
					ASTURIAS Luis	GUA	(M) PALACIOS Jose	ECU
10:00	C	MS	Round Of 32	3	GORDON Chris	USA	(R) CLEMENTS Adeline	CAN
					DASSO Mauricio	PER	(M) Mc LUACHLAN Ronal	PER
	2	MS	Round Of 32	4	CONCEIÇÃO Ronivaldo	BRA	(R) PALACIOS Jose	ECU
					PEZZOTA Rodrigo	ARG	(M) GLOVER Penny	CAN
11:00	C	WS	Round Of 16	1	ETCHECHOURY Luz	ARG	(R) MILANI Paulo	BRA
					QUIBELL Michelle	USA	(M) CLEMENTS Adeline	CAN
	2	WS	Round Of 16	2	REDFERN Karen	BRA	(R) GLOVER Penny	CAN
					HERNANDEZ Nayelli	MEX	(M) COSTA Junio	BRA
12:00	C	WS	Round Of 16	3	MILLER Alana	CAN	(R) Mc LUACHLAN Ronal	PER
					RESTREPO Maria Isabel	COL	(M) MILANI Paulo	BRA
	2	WS	Round Of 16	4	ANGULO Silvia	COL	(R) PALACIOS Jose	ECU
					FALCIONE Antonella	ARG	(M) COSTA Junio	BRA
17:00	C	MS	Round Of 16	7	RODRÍGUEZ Miguel A.	COL	(R) DIÉGUEZ Arthur	BRA
					MENDEZ Jose	GUA	(M) McCLYMONT Alfredo	ARG
	2	MS	Round Of 16	10	VALECILLO Francisco	VEN	(R) BAHIA Renato	BRA
					DELIERRE Shawn	CAN	(M) SANTA MARIA F	PER
18:00	C	MS	Round Of 16	5	RAZIK Shahier	CAN	(R) VEGA Marta Luz	COL
					WEISKOPFT Ricardo	ESA	(M) DIÉGUEZ Arthur	BRA
	2	MS	Round Of 16	6	ILLINGWORTH Julian	USA	(R) SANTA MARIA F	PER
					PEZZOTA Robertino	ARG	(M) BAHIA Renato	BRA
19:00	C	MS	Round Of 16	11	CONCEIÇÃO Ronivaldo	BRA	(R) ANDERSON Sheldon	CAN
					SAMPER Bernardo	COL	(M) VEGA Marta Luz	COL
	2	MS	Round Of 16	9	GORDON Chris	USA	(R) FAGUY Barry	CAN
					BALTAZAR Jorge	MEX	(M) VELASQUEZ Roberto	MEX
20:00	C	MS	Round Of 16	12	CORONADO Nelson	ESA	(R) McCLYMONT Alfredo	ARG
					GALVEZ Eric	MEX	(M) ANDERSON Sheldon	CAN
	2	MS	Round Of 16	8	ALARCON Rafael	BRA	(R) VELASQUEZ Roberto	MEX
					ELIAS Jose	PER	(M) FAGUY Barry	CAN

Legend:

MS Men's Singles WS Women's Singles MT Men's Teams WT Women's Teams

Daily Competition Schedule

Programa diario de la competición / Programação Diária da Competição

SUN 15 JUL 2007

Start Time	Court	Event	Round	Match No.	Name	NOC Code	Referee Marker	NOC Code
9:00	C	WS	Quarterfinals	5	GRAINGER Natalie	USA	(R) McCLYMONT Alfredo	ARG
					QUIBELL Michelle	USA	(M) BAHIA Renato	BRA
	2	WS	Quarterfinals	6	RETA Runa	CAN	(R) SANTA MARIA F	PER
					REDFERN Karen	BRA	(M) DIÉGUEZ Arthur	BRA
10:00	C	WS	Quarterfinals	8	ANGULO Silvia	COL	(R) BAHIA Renato	BRA
					TERAN Samantha	MEX	(M) VELASQUEZ Roberto	MEX
	2	WS	Quarterfinals	7	MILLER Alana	CAN	(R) SANTA MARIA F	PER
					SERAFINI Thaisa	BRA	(M) FAGUY Barry	CAN
11:00	C	MS	Quarterfinals	13	RAZIK Shahier	CAN	(R) VELASQUEZ Roberto	MEX
					ILLINGWORTH Julian	USA	(M) ANDERSON Sheldon	CAN
	2	MS	Quarterfinals	14	RODRÍGUEZ Miguel A.	COL	(R) FAGUY Barry	CAN
					ALARCON Rafael	BRA	(M) DIÉGUEZ Arthur	BRA
12:00	C	MS	Quarterfinals	16	SAMPER Bernardo	COL	(R) ANDERSON Sheldon	CAN
					GALVEZ Eric	MEX	(M) McCLYMONT Alfredo	ARG
	2	MS	Quarterfinals	15	BALTAZAR Jorge	MEX	(R) FAGUY Barry	CAN
					DELIERRE Shawn	CAN	(M) DIÉGUEZ Arthur	BRA
16:30	2	WS	Semifinals	9	GRAINGER Natalie	USA	(R) MILANI Paulo	BRA
					RETA Runa	CAN	(M) Mc LUACHLAN Ronal	PER
17:30	2	WS	Semifinals	10	MILLER Alana	CAN	(R) COSTA Junio	BRA
					TERAN Samantha	MEX	(M) VEGA Marta Luz	COL
18:30	2	MS	Semifinals	17	ILLINGWORTH Julian	USA	(R) PALACIOS Jose	ECU
					RODRÍGUEZ Miguel A.	COL	(M) GLOVER Penny	CAN
19:30	2	MS	Semifinals	18	DELIERRE Shawn	CAN	(R) Mc LUACHLAN Ronal	PER
					GALVEZ Eric	MEX	(M) CLEMENTS Adeline	CAN

Legend:

MS Men's Singles **WS** Women's Singles **MT** Men's Teams **WT** Women's Teams

Daily Competition Schedule

Programa diario de la competición / Programação Diária da Competição

MON 16 JUL 2007

Start Time	Court	Event	Round	Match No.	Name	NOC Code	Referee Marker	NOC Code	
9:00	C	WT	Qualifier Pool B	2	MEX	MEX			
					ARG	ARG			
	2	WT	Qualifier Pool A	1	USA	USA			
					COL	COL			
12:00	C	MT	Qualifier Pool B	2	CAN	CAN			
					GUA	GUA			
	2	MT	Qualifier Pool A	1	MEX	MEX			
					ESA	ESA			
15:00	C	MT	Qualifier Pool C	3	BRA	BRA			
					VEN	VEN			
				2	COL	COL			
		2	MT	Qualifier Pool C	4	PER	PER		
19:30	C	WS	Gold Medal Match	11	GRAINGER Natalie MILLER Alana	USA CAN	(R) McCLYMONT Alfredo (M) CLEMENTS Adeline	ARG CAN	
20:30	C	MS	Gold Medal Match	19	ILLINGWORTH Julian GALVEZ Eric	USA MEX	(R) FAGUY Barry (M) DIÉGUEZ Arthur	CAN BRA	

Legend:

MS Men's Singles **WS** Women's Singles **MT** Men's Teams **WT** Women's Teams

Daily Competition Schedule

Programa diario de la competición / Programação Diária da Competição

TUE 17 JUL 2007

Start Time	Court	Event	Round	Match No.	Name	NOC Code	Referee Marker	NOC Code
8:00	C	MT	Qualifier Pool A	5	USA ESA	USA ESA		
	2	MT	Qualifier Pool B	6	ARG GUA	ARG GUA		
11:00	C	MT	Qualifier Pool C	7	COL VEN	COL VEN		
	2	WT	Qualifier Pool A	3	BRA COL	BRA COL		
14:00	C	MT	Qualifier Pool C	8	BRA PER	BRA PER		
	2	WT	Qualifier Pool B	4	CAN ARG	CAN ARG		
17:00	C	MT	Qualifier Pool A	9	MEX USA	MEX USA		
	2	MT	Qualifier Pool B	10	CAN ARG	CAN ARG		
20:00	C	MT	Qualifier Pool C	12	PER VEN	PER VEN		
	2	MT	Qualifier Pool C	11	BRA COL	BRA COL		

Legend:

MS Men's Singles **WS** Women's Singles **MT** Men's Teams **WT** Women's Teams

Daily Competition Schedule

Programa diario de la competición / Programação Diária da Competição

WED 18 JUL 2007

Start Time	Court	Event	Round	Match No.	Name	NOC Code	Referee Marker	NOC Code
8:00	C	WT	Qualifier Pool A	5	USA BRA	USA BRA		
	2	WT	Qualifier Pool B	6	MEX CAN	MEX CAN		
11:00	C	MT	Quarterfinals	13	COL ARG	COL ARG		
	2	MT	Quarterfinals	14	BRA USA	BRA USA		
14:00	2	MT	Pos 7, 8 & 9 Pool A	15	ESA GUA	ESA GUA		
17:00	C	WT	Semifinals	7	USA MEX	USA MEX		
	2	WT	Semifinals	8	CAN COL	CAN COL		
20:00	C	MT	Semifinals	16	MEX COL	MEX COL		
	2	MT	Semifinals	17	BRA CAN	BRA CAN		

Legend:

MS Men's Singles **WS** Women's Singles **MT** Men's Teams **WT** Women's Teams

Daily Competition Schedule

Programa diario de la competición / Programação Diária da Competição

THU 19 JUL 2007

Start Time	Court	Event	Round	Match No.	Name	NOC Code	Referee Marker	NOC Code
8:00	2	MT	Pos 7, 8 & 9 Pool A	18	ESA	ESA		
					PER	PER		
11:00	C	WT	Pos 5 & 6	9	BRA	BRA		
					ARG	ARG		
14:00	2	MT	Pos 5 & 6	19	ARG	ARG		
					USA	USA		
14:00	C	MT	Pos 7, 8 & 9 Pool A	20	GUA	GUA		
					PER	PER		
17:00	2	WT	Gold Medal Match	10	USA	USA		
					CAN	CAN		
17:00	2	MT	Gold Medal Match	21	COL	COL		
					CAN	CAN		

Legend:

MS Men's Singles **WS** Women's Singles **MT** Men's Teams **WT** Women's Teams

Number of Entries By NOC

Número de Inscripciones por CON / Número de Inscrições por CON

NOC Code	NOC	Entries per Event				Players			
		MS	WS	MT	WT	Men	Women	Total	
ARG	Argentina	2	2	1	1	9	7	16	
BRA	Brazil	2	2	1	1	6	8	14	
CAN	Canada	2	2	1	1	5	8	13	
COL	Colombia	2	2	1	1	7	5	12	
ESA	El Salvador	2	0	1	0	8	0	8	
GUA	Guatemala	2	0	1	0	6	0	6	
MEX	Mexico	2	2	1	1	6	5	11	
PER	Peru	2	0	1	0	5	0	5	
USA	United States of America	2	2	1	1	8	6	14	
VEN	Venezuela	2	0	1	0	5	0	5	
Total:		10	20	12	10	6	65	39	104

Legend:

MS Men's Singles WS Women's Singles MT Men's Teams WT Women's Teams

Entry List By NOC

Lista de Inscripciones por CON / Lista de Inscrições por CON

NOC	Name	Gender	Date of Birth	Event Participation and World Ranking (as of 1 JUL 2002)			
				MS	WS	MT	WT
ARG - Argentina	ETCHECHOURY Luz	W	22 JAN 1985		*		*
	FALCIONE Antonella	W	28 JAN 1991		*		*
	PEZZOTA Robertino	M	10 MAR 1983	*		*	
	PEZZOTA Rodrigo	M	15 SEP 1985	*		*	
	ROCHA Fernanda	W	30 APR 1984				*
	VALENZUELA Matias	M	10 NOV 1984			*	
BRA - Brazil	ALARCON Rafael	M	2 MAY 1977	*		*	
	BARBOSA Luciano	M	30 DEC 1976			*	
	CONCEIÇÃO Ronivaldo	M	8 JUL 1972	*		*	
	PONTALTI Mariana	W	21 DEC 1981				*
	REDFERN Karen	W	12 APR 1963		*		*
	SERAFINI Thaisa	W	14 FEB 1985		*		*
CAN - Canada	CLARKE Robin	M	25 MAR 1986			*	
	DELIERRE Shawn	M	25 MAY 1982	*		*	
	MILLER Alana	W	22 JUL 1980		*		*
	RAZIK Shahier	M	18 NOV 1977	*		*	
	RETA Runa	W	14 DEC 1980		*		*
	RUSSELL Carolyn	W	18 MAY 1974				*
COL - Colombia	ANGULO Silvia	W	14 SEP 1983		*		*
	CASTILLA Javier	M	18 APR 1981			*	
	PELAEZ Catalina	W	4 SEP 1991				*
	RESTREPO Isabel	W	8 OCT 1983		*		*
	RODRÍGUEZ Miguel Angel	M	20 DEC 1985	*		*	
	SAMPER Bernardo	M	8 APR 1982	*		*	
ESA - El Salvador	CORONADO Nelson	M	28 JUN 1969	*		*	
	GARCIA Byron	M	9 DEC 1982			*	
	WEISSKOPF Ricardo	M	7 APR 1986	*		*	
GUA - Guatemala	ASTURIAS Luis Diego	M	15 JAN 1979	*		*	
	MENDEZ Jose Paulo	M	27 MAY 1988	*		*	
	SEDANO Mauricio	M	12 OCT 1990			*	

Legend:

M	Men	W	Women	MS	Men's Singles	WS	Women's Singles
MT	Men's Teams	WT	Women's Teams				

Entry List By NOC

Lista de Inscripciones por CON / Lista de Inscrições por CON

NOC	Name	Gender	Date of Birth	Event Participation and World Ranking (as of 1 JUL 2002)			
				MS	WS	MT	WT
MEX - Mexico	BALTAZAR Jorge Isaac	M	3 NOV 1982	*		*	
	GALVEZ Eric	M	4 OCT 1983	*		*	
	HERNANDEZ Nayelli	W	23 FEB 1986		*		*
	HERRERA ZUÑIGA Karina	W	19 JUN 1977				*
	MENDEZ Marcos	M	11 FEB 1972			*	
	TERAN Samantha	W	6 MAY 1981		*		*
PER - Peru	DASSO Mauricio	M	26 NOV 1998	*		*	
	DUANY Andres	M	25 AUG 1990			*	
	ELIAS Jose Manuel	M	11 JAN 1970	*		*	
USA - United States of America	CROMBIE Jamie	M	14 SEP 1965			*	
	GORDON Christopher	M	17 JUL 1986	*		*	
	GRAINGER Natalie	W	8 JUL 1977		*		*
	ILLINGWORTH Julian	M	1 FEB 1984	*		*	
	KHAN Latasha	W	20 JAN 1973				*
	QUIBELL Michelle	W	23 APR 1984		*		*
VEN - Venezuela	HERNANDEZ Luis	M	27 APR 1983	*		*	
	MARIÑO Herman	M	7 MAR 1979			*	
	VALECILLO Francisco	M	25 SEP 1982	*		*	

Legend:

M	Men	W	Women	MS	Men's Singles	WS	Women's Singles
MT	Men's Teams	WT	Women's Teams				

Entry List By Event

Lista de Inscripciones por Evento / Lista de Inscrições por Evento

NOC Code	NOC	Name	Seed	Date of Birth	World Ranking
ARG	Argentina	ETCHECHOURY Luz		22 JAN 1985	*
		FALCIONE Antonella		28 JAN 1991	*
BRA	Brazil	REDFERN Karen		12 APR 1963	*
		SERAFINI Thaisa		14 FEB 1985	*
CAN	Canada	MILLER Alana		22 JUL 1980	*
		RETA Runa		14 DEC 1980	*
COL	Colombia	ANGULO Silvia		14 SEP 1983	*
		RESTREPO Isabel		8 OCT 1983	*
MEX	Mexico	HERNANDEZ Nayelli		23 FEB 1986	*
		TERAN Samantha		6 MAY 1981	*
USA	United States of America	GRAINGER Natalie		8 JUL 1977	*
		QUIBELL Michelle		23 APR 1984	*

Entry List By Event

Lista de Inscripciones por Evento / Lista de Inscrições por Evento

NOC	NOC Code	Name	Seed	Date of Birth	World Ranking
Argentina	ARG	ETCHECHOURY Luz FALCIONE Antonella ROCHA Fernanda		22 JAN 1985 28 JAN 1991 30 APR 1984	*
Brazil	BRA	SERAFINI Thaisa REDFERN Karen PONTALTI Mariana		14 FEB 1985 12 APR 1963 21 DEC 1981	*
Canada	CAN	RETA Runa MILLER Alana RUSSELL Carolyn		14 DEC 1980 22 JUL 1980 18 MAY 1974	*
Colombia	COL	ANGULO Silvia RESTREPO Isabel PELAEZ Catalina		14 SEP 1983 8 OCT 1983 4 SEP 1991	*
Mexico	MEX	TERAN Samantha HERRERA ZUÑIGA Karina HERNANDEZ Nayelli		6 MAY 1981 19 JUN 1977 23 FEB 1986	*
United States of America	USA	GRAINGER Natalie KHAN Latasha QUIBELL Michelle		8 JUL 1977 20 JAN 1973 23 APR 1984	*

**Miécimo da Silva Complex**Complejo Miécimo da Silva
Complexo Miécimo da Silva14 JUL 2007
12:00**Squash**

Squash / Squash

Women's Singles

Individual Femenino / Individual Feminino

Round Of 16

Ronda de 16 / Rodada de 16

Match Report

Informe del partido / Relatório da partida

ANGULO Silvia (COL) 3-0 FALCIONE Antonella (ARG)

		Match	Game 1	Game 2	Game 3
ANGULO Silvia	COL	3	9	9	9
FALCIONE Antonella	ARG	0	4	4	6
	Duration	0h:32m	0h08m	0h08m	0h10m

Match No.: 4**Court:** CT 2**Referee:** PALACIOS Jose (ECU)**Marker:** COSTA Junio (BRA)**Legend:**

W/O	Walkover	DSQ	Disqualified	RET	Retired
------------	----------	------------	--------------	------------	---------

**Miécimo da Silva Complex**Complejo Miecimo da Silva
Complexo Miécimo da Silva14 JUL 2007
12:00**Squash**

Squash / Squash

Women's Singles

Individual Femenino / Individual Feminino

Round Of 16

Ronda de 16 / Rodada de 16

Match Report

Informe del partido / Relatório da partida

MILLER Alana (CAN) 3-0 RESTREPO Maria Isabel (COL)

		Match	Game 1	Game 2	Game 3
MILLER Alana	CAN	3	9	9	9
RESTREPO Maria Isabel	COL	0	4	3	0
Duration		0h:22m	0h09m	0h05m	0h03m

Match No.: 3**Court:** CT 1**Referee:** Mc LUACHLAN Ronal (PER)**Marker:** MILANI Paulo (BRA)**Legend:**

W/O	Walkover	DSQ	Disqualified	RET	Retired
------------	----------	------------	--------------	------------	---------



Match Report

Informe del partido / Relatório da partida

REDFERN Karen (BRA) 3-0 HERNANDEZ Nayelli (MEX)

		Match	Game 1	Game 2	Game 3
REDFERN Karen	BRA	3	9	9	9
HERNANDEZ Nayelli	MEX	0	0	5	2
Duration		0h:17m	0h03m	0h05m	0h04m

Match No.: 2

Court: CT 2

Referee: GLOVER Penny (CAN)

Marker: COSTA Junio (BRA)

Legend:

W/O Walkover **DSQ** Disqualified **RET** Retired

**Miécimo da Silva Complex**Complejo Miécimo da Silva
Complexo Miécimo da Silva14 JUL 2007
11:00**Squash**

Squash / Squash

Women's Singles

Individual Femenino / Individual Feminino

Round Of 16

Ronda de 16 / Rodada de 16

Match Report

Informe del partido / Relatório da partida

ETCHECHOURY Luz (ARG) **0-3** QUEBELL Michelle (USA)

		Match	Game 1	Game 2	Game 3
ETCHECHOURY Luz	ARG	0	0	3	1
QUEBELL Michelle	USA	3	9	9	9
Duration		0h:20m	0h04m	0h07m	0h04m

Match No.: 1**Court:** CT 1**Referee:** MILANI Paulo (BRA)**Marker:** CLEMENTS Adeline (CAN)**Legend:**

W/O	Walkover	DSQ	Disqualified	RET	Retired
------------	----------	------------	--------------	------------	---------



Match Report

Informe del partido / Relatório da partida

 ANGULO Silvia (COL) **0-3** TERAN Samantha (MEX)

		Match	Game 1	Game 2	Game 3
ANGULO Silvia	COL	0	4	1	2
TERAN Samantha	MEX	3	9	9	9
Duration		0h:28m	0h11m	0h05m	0h05m

Match No.: 8

Court: CT 1

Referee: BAHIA Renato (BRA)

Marker: VELASQUEZ Roberto (MEX)

Legend:

W/O	Walkover	DSQ	Disqualified	RET	Retired
------------	----------	------------	--------------	------------	---------

Match Report

Informe del partido / Relatório da partida

MILLER Alana (CAN) 3-0 SERAFINI Thaisa (BRA)

		Match	Game 1	Game 2	Game 3
MILLER Alana	CAN	3	9	9	9
SERAFINI Thaisa	BRA	0	0	0	5
Duration		0h:24m	0h05m	0h04m	0h09m

Match No.: 7

Court: CT 2

Referee: SANTA MARIA Fernando (PER)

Marker: FAGUY Barry (CAN)

Legend:

W/O Walkover **DSQ** Disqualified **RET** Retired



Match Report

Informe del partido / Relatório da partida

RETA Runa (CAN) 3-0 REDFERN Karen (BRA)

		Match	Game 1	Game 2	Game 3
RETA Runa	CAN	3	9	9	9
REDFERN Karen	BRA	0	2	3	2
Duration		0h:23m	0h05m	0h06m	0h07m

Match No.: 6

Court: CT 2

Referee: SANTA MARIA Fernando (PER)

Marker: DIÉGUEZ Arthur (BRA)

Legend:

W/O	Walkover	DSQ	Disqualified	RET	Retired
------------	----------	------------	--------------	------------	---------

**Miécimo da Silva Complex**Complejo Miécimo da Silva
Complexo Miécimo da Silva15 JUL 2007
9:00**Squash**

Squash / Squash

Women's Singles

Individual Femenino / Individual Feminino

Quarterfinals

Cuartos de final / Quartas de final

Match Report

Informe del partido / Relatório da partida

GRAINGER Natalie (USA) 3-0 QUEBELL Michelle (USA)

		Match	Game 1	Game 2	Game 3
GRAINGER Natalie	USA	3	9	9	9
QUEBELL Michelle	USA	0	2	2	2
Duration		0h:17m	0h03m	0h05m	0h06m

Match No.: 5**Court:** CT 1**Referee:** McCLYMONT Alfredo (ARG)**Marker:** BAHIA Renato (BRA)**Legend:**

W/O	Walkover	DSQ	Disqualified	RET	Retired
------------	----------	------------	--------------	------------	---------



Match Report

Informe del partido / Relatório da partida

MILLER Alana (CAN) 3-2 TERAN Samantha (MEX)

		Match	Game 1	Game 2	Game 3	Game 4	Game 5
MILLER Alana	CAN	3	10	9	3	6	9
TERAN Samantha	MEX	2	8	3	9	9	1
Duration		1h:19m	0h15m	0h10m	0h11m	0h21m	0h10m

Match No.: 10

Court: CT 2

Referee: COSTA Junio (BRA)

Marker: VEGA Marta Luz (COL)

Legend:

W/O	Walkover	DSQ	Disqualified	RET	Retired
------------	----------	------------	--------------	------------	---------

**Miécimo da Silva Complex**Complejo Miécimo da Silva
Complexo Miécimo da Silva15 JUL 2007
16:30**Squash**

Squash / Squash

Women's Singles

Individual Femenino / Individual Feminino

Semifinals

Semifinales / Semifinais

Match Report

Informe del partido / Relatório da partida

GRAINGER Natalie (USA) 3-0 RETA Runa (CAN)

		Match	Game 1	Game 2	Game 3
GRAINGER Natalie	USA	3	9	9	9
RETA Runa	CAN	0	3	5	0
Duration		0h:17m	0h00m	0h10m	0h04m

Match No.: 9**Court:** CT 2**Referee:** MILANI Paulo (BRA)**Marker:** Mc LUACHLAN Ronal (PER)**Legend:**

W/O	Walkover	DSQ	Disqualified	RET	Retired
------------	----------	------------	--------------	------------	---------



Match Report

Informe del partido / Relatório da partida

GRAINGER Natalie (USA) 3-0 MILLER Alana (CAN)

		Match	Game 1	Game 2	Game 3
GRAINGER Natalie	USA	3	9	9	9
MILLER Alana	CAN	0	1	0	1
Duration		0h:20m	0h04m	0h03m	0h08m

Match No.: 11

Court: CT 2

Referee: McCLYMONT Alfredo (ARG)

Marker: CLEMENTS Adeline (CAN)

Legend:

W/O Walkover **DSQ** Disqualified **RET** Retired

Final Standings

Posiciones finales / Posições Finais

Medal	Rank	Player
Gold	1	(USA) GRAINGER Natalie
Silver	2	(CAN) MILLER Alana
Bronze	3	(MEX) TERAN Samantha
Bronze	3	(CAN) RETA Runa
	5	(BRA) SERAFINI Thaisa
	5	(COL) ANGULO Silvia
	5	(BRA) REDFERN Karen
	5	(USA) QUIBELL Michelle
		(ARG) ETCHECHOURY Luz
		(ARG) FALCIONE Antonella
		(MEX) HERNANDEZ Nayelli

Results Summary by Event

Resumen de resultados por evento / Resumo dos Resultados por Evento

Match No.	Round	Time	Teams/Players	Result	Score	Duration HH:MM:SS
Date - 14 Jul 2007						
1	Round Of 16	11:00	ETCHECHOU. (ARG) Lost to (USA) QUIBELL Michelle	0-3	(0-9 3-9 1-9)	20:32
2	Round Of 16	11:00	REDFERN Karen (BRA) Beat (MEX) HERNANDEZ N	3-0	(9-0 9-5 9-2)	17:53
3	Round Of 16	12:00	MILLER Alana (CAN) Beat (COL) RESTREPO MI	3-0	(9-4 9-3 9-0)	22:58
4	Round Of 16	12:00	ANGULO Silvia (COL) Beat (ARG) FALCIONE A	3-0	(9-4 9-4 9-6)	32:16
Date - 15 Jul 2007						
5	Quarterfinals	9:00	GRAINGER N (USA) Beat (USA) QUIBELL Michelle	3-0	(9-2 9-2 9-2)	17:38
6	Quarterfinals	9:00	RETA Runa (CAN) Beat (BRA) REDFERN Karen	3-0	(9-2 9-3 9-2)	23:12
8	Quarterfinals	10:00	ANGULO Silvia (COL) Lost to (MEX) TERAN Samantha	0-3	(4-9 1-9 2-9)	28:02
7	Quarterfinals	10:00	MILLER Alana (CAN) Beat (BRA) SERAFINI Thaisa	3-0	(9-0 9-0 9-5)	24:03
9	Semifinals	16:30	GRAINGER N (USA) Beat (CAN) RETA Runa	3-0	(9-3 9-5 9-0)	17:35
10	Semifinals	17:30	MILLER Alana (CAN) Beat (MEX) TERAN Samantha	3-2	(10-8 9-3 3-9 6-9 9-1)	1:19:16
Date - 16 Jul 2007						
11	Gold Medal Match	19:30	GRAINGER N (USA) Beat (CAN) MILLER Alana	3-0	(9-1 9-0 9-1)	20:05

Legend:

W/O Walkover DSQ Disqualified RET Retired

Medallists

Medallistas / Medalhistas

As of 16 JUL 2007

Medal	NOC	Name	NOC Code
Gold	United States of America	GRAINGER Natalie	USA
Silver	Canada	MILLER Alana	CAN
Bronze	Mexico	TERAN Samantha	MEX
Bronze	Canada	RETA Runa	CAN

Entry List By Event

Lista de Inscripciones por Evento / Lista de Inscrições por Evento

NOC	NOC Code	Name	Seed	Date of Birth	World Ranking
Argentina	ARG	ETCHECHOURY Luz FALCIONE Antonella ROCHA Fernanda		22 JAN 1985 28 JAN 1991 30 APR 1984	*
Brazil	BRA	SERAFINI Thaisa REDFERN Karen PONTALTI Mariana		14 FEB 1985 12 APR 1963 21 DEC 1981	*
Canada	CAN	RETA Runa MILLER Alana RUSSELL Carolyn		14 DEC 1980 22 JUL 1980 18 MAY 1974	*
Colombia	COL	ANGULO Silvia RESTREPO Isabel PELAEZ Catalina		14 SEP 1983 8 OCT 1983 4 SEP 1991	*
Mexico	MEX	TERAN Samantha HERRERA ZUÑIGA Karina HERNANDEZ Nayelli		6 MAY 1981 19 JUN 1977 23 FEB 1986	*
United States of America	USA	GRAINGER Natalie KHAN Latasha QUIBELL Michelle		8 JUL 1977 20 JAN 1973 23 APR 1984	*

Match Report

Informe del partido / Relatório da partida

USA (USA) 3-0 COL (COL)

Match No.: 1

Court: CT 2

		Match	Game 1	Game 2	Game 3	Game 4	Game 5
USA - GRAINGER Natalie	USA	3	9	9	9	0	0
COL - ANGULO Silvia	COL	0	0	0	0	0	0
Duration		0h:15m	0h04m	0h02m	0h04m	0h00m	0h00m

Referee: MILANI Paulo (BRA)

Marker: GLOVER Penny (CAN)

		Match	Game 1	Game 2	Game 3	Game 4	Game 5
USA - QUIBELL Michelle	USA	3	9	9	9	0	0
COL - PELAEZ Catalina	COL	0	2	1	3	0	0
Duration		0h:19m	0h04m	0h05m	0h05m	0h00m	0h00m

Referee: GLOVER Penny (CAN)

Marker: PALACIOS Jose (ECU)

		Match	Game 1	Game 2	Game 3	Game 4	Game 5
USA - KHAN Latasha	USA	3	9	9	10	0	0
COL - RESTREPO Maria Isabel	COL	0	2	0	8	0	0
Duration		0h:19m	0h05m	0h03m	0h07m	0h00m	0h00m

Referee: PALACIOS Jose (ECU)

Marker: MILANI Paulo (BRA)

Legend:

W/O Walkover **DSQ** Disqualified **RET** Retired

Match Report

Informe del partido / Relatório da partida

MEX (MEX) 3-0 ARG (ARG)

Match No.: 2

Court: CT 1

		Match	Game 1	Game 2	Game 3	Game 4	Game 5
MEX - TERAN Samantha	MEX	3	9	9	9	0	0
ARG - ETCHECHOURY Luz	ARG	0	3	4	0	0	0
Duration		0h:23m	0h08m	0h08m	0h07m	0h00m	0h00m

Referee: COSTA Junio (BRA)

Marker: FAGUY Barry (CAN)

		Match	Game 1	Game 2	Game 3	Game 4	Game 5
MEX - HERNANDEZ Nayelli	MEX	3	9	9	9	0	0
ARG - ROCHA Fernanda	ARG	0	2	5	4	0	0
Duration		0h:19m	0h06m	0h06m	0h07m	0h00m	0h00m

Referee: Mc LUACHLAN Ronal (PER)

Marker: VEGA Marta Luz (COL)

		Match	Game 1	Game 2	Game 3	Game 4	Game 5
MEX - HERRERA ZUÑIGA Karina	MEX	3	9	9	9	0	0
ARG - FALCIONE Antonella	ARG	0	3	1	3	0	0
Duration		0h:22m	0h10m	0h05m	0h07m	0h00m	0h00m

Referee: VEGA Marta Luz (COL)

Marker: FAGUY Barry (CAN)

Legend:

W/O Walkover **DSQ** Disqualified **RET** Retired

Match Report

Informe del partido / Relatório da partida

BRA (BRA) 1-2 COL (COL)

Match No.: 3

Court: CT 2

		Match	Game 1	Game 2	Game 3	Game 4	Game 5
BRA - SERAFINI Thaisa	BRA	0	6	5	1	0	0
COL - ANGULO Silvia	COL	3	9	9	9	0	0
Duration		0h:38m	0h12m	0h11m	0h08m	0h00m	0h00m

Referee: ANDERSON Sheldon (CAN)

Marker: McCLYMONT Alfredo (ARG)

		Match	Game 1	Game 2	Game 3	Game 4	Game 5
BRA - REDFERN Karen	BRA	3	5	9	9	9	0
COL - RESTREPO Maria Isabel	COL	1	9	0	0	5	0
Duration		0h:26m	0h06m	0h03m	0h03m	0h07m	0h00m

Referee: VELASQUEZ Roberto (MEX)

Marker: ANDERSON Sheldon (CAN)

		Match	Game 1	Game 2	Game 3	Game 4	Game 5
BRA - PONTALTI Mariana	BRA	1	8	9	6	5	0
COL - PELAEZ Catalina	COL	3	10	6	9	9	0
Duration		0h:39m	0h09m	0h08m	0h06m	0h05m	0h00m

Referee: McCLYMONT Alfredo (ARG)

Marker: VELASQUEZ Roberto (MEX)

Legend:

W/O Walkover DSQ Disqualified RET Retired

Match Report

Informe del partido / Relatório da partida

CAN (CAN) 3-0 ARG (ARG)

Match No.: 4

Court: CT 2

		Match	Game 1	Game 2	Game 3	Game 4	Game 5
CAN - RETA Runa	CAN	3	9	9	9	0	0
ARG - ETCHECHOURY Luz	ARG	0	0	0	5	0	0
Duration		0h:18m	0h02m	0h03m	0h09m	0h00m	0h00m

Referee: MILANI Paulo (BRA)

Marker: Mc LUACHLAN Ronal (PER)

		Match	Game 1	Game 2	Game 3	Game 4	Game 5
CAN - MILLER Alana	CAN	3	9	9	9	0	0
ARG - FALCIONE Antonella	ARG	0	4	0	1	0	0
Duration		0h:24m	0h10m	0h04m	0h04m	0h00m	0h00m

Referee: COSTA Junio (BRA)

Marker: MILANI Paulo (BRA)

		Match	Game 1	Game 2	Game 3	Game 4	Game 5
CAN - RUSSELL Carolyn	CAN	3	9	9	9	0	0
ARG - ROCHA Fernanda	ARG	0	3	1	1	0	0
Duration		0h:21m	0h05m	0h05m	0h05m	0h00m	0h00m

Referee: Mc LUACHLAN Ronal (PER)

Marker: COSTA Junio (BRA)

Legend:

W/O Walkover **DSQ** Disqualified **RET** Retired

Match Report

Informe del partido / Relatório da partida

USA (USA) 3-0 BRA (BRA)

Match No.: 5

Court: CT 1

		Match	Game 1	Game 2	Game 3	Game 4	Game 5
USA - QUIBELL Michelle	USA	3	9	9	9	0	0
BRA - PONTALTI Mariana	BRA	0	5	1	6	0	0
Duration		0h:23m	0h07m	0h04m	0h07m	0h00m	0h00m

Referee: GLOVER Penny (CAN)

Marker: VELASQUEZ Roberto (MEX)

		Match	Game 1	Game 2	Game 3	Game 4	Game 5
USA - GRAINGER Natalie	USA	3	9	9	9	0	0
BRA - SERAFINI Thaisa	BRA	0	1	0	2	0	0
Duration		0h:18m	0h04m	0h04m	0h05m	0h00m	0h00m

Referee: Mc LUACHLAN Ronal (PER)

Marker: GLOVER Penny (CAN)

		Match	Game 1	Game 2	Game 3	Game 4	Game 5
USA - KHAN Latasha	USA	3	9	9	9	0	0
BRA - REDFERN Karen	BRA	0	1	0	3	0	0
Duration		0h:20m	0h04m	0h07m	0h05m	0h00m	0h00m

Referee: VELASQUEZ Roberto (MEX)

Marker: Mc LUACHLAN Ronal (PER)

Legend:

W/O Walkover **DSQ** Disqualified **RET** Retired

Match Report

Informe del partido / Relatório da partida

MEX (MEX) 1-2 CAN (CAN)

Match No.: 6

Court: CT 2

		Match	Game 1	Game 2	Game 3	Game 4	Game 5
MEX - HERNANDEZ Nayelli	MEX	0	1	1	2	0	0
CAN - RUSSELL Carolyn	CAN	3	9	9	9	0	0
Duration		0h:23m	0h05m	0h05m	0h07m	0h00m	0h00m

Referee: PALACIOS Jose (ECU)

Marker: COSTA Junio (BRA)

		Match	Game 1	Game 2	Game 3	Game 4	Game 5
MEX - TERAN Samantha	MEX	3	9	2	9	9	0
CAN - RETA Runa	CAN	1	3	9	2	3	0
Duration		0h:36m	0h08m	0h07m	0h08m	0h06m	0h00m

Referee: DIÉGUEZ Arthur (BRA)

Marker: PALACIOS Jose (ECU)

		Match	Game 1	Game 2	Game 3	Game 4	Game 5
MEX - HERRERA ZUÑIGA Karina	MEX	1	4	9	0	0	0
CAN - MILLER Alana	CAN	3	9	5	9	9	0
Duration		0h:32m	0h09m	0h07m	0h06m	0h03m	0h00m

Referee: COSTA Junio (BRA)

Marker: DIÉGUEZ Arthur (BRA)

Legend:

W/O Walkover DSQ Disqualified RET Retired

Match Report

Informe del partido / Relatório da partida

USA (USA) 3-0 MEX (MEX)

Match No.: 7

Court: CT 1

		Match	Game 1	Game 2	Game 3	Game 4	Game 5
USA - QUIBELL Michelle	USA	3	9	9	9	0	0
MEX - HERNANDEZ Nayelli	MEX	0	6	2	2	0	0
Duration		0h:22m	0h07m	0h07m	0h04m	0h00m	0h00m

Referee: SANTA MARIA Fernando (PER)

Marker: FAGUY Barry (CAN)

		Match	Game 1	Game 2	Game 3	Game 4	Game 5
USA - GRAINGER Natalie	USA	3	9	9	9	0	0
MEX - TERAN Samantha	MEX	0	7	2	5	0	0
Duration		0h:27m	0h11m	0h04m	0h08m	0h00m	0h00m

Referee: FAGUY Barry (CAN)

Marker: VEGA Marta Luz (COL)

		Match	Game 1	Game 2	Game 3	Game 4	Game 5
USA - KHAN Latasha	USA	3	9	9	9	0	0
MEX - HERRERA ZUÑIGA Karina	MEX	0	0	3	4	0	0
Duration		0h:25m	0h05m	0h10m	0h06m	0h00m	0h00m

Referee: VEGA Marta Luz (COL)

Marker: BAHIA Renato (BRA)

Legend:

W/O Walkover **DSQ** Disqualified **RET** Retired

Match Report

Informe del partido / Relatório da partida

CAN (CAN) 2-1 COL (COL)

Match No.: 8

Court: CT 2

		Match	Game 1	Game 2	Game 3	Game 4	Game 5
CAN - RUSSELL Carolyn	CAN	3	9	9	9	0	0
COL - PELAEZ Catalina	COL	0	0	3	0	0	0
Duration		0h:19m	0h04m	0h07m	0h03m	0h00m	0h00m

Referee: MILANI Paulo (BRA)

Marker: ANDERSON Sheldon (CAN)

		Match	Game 1	Game 2	Game 3	Game 4	Game 5
CAN - RETA Runa	CAN	3	9	9	9	0	0
COL - ANGULO Silvia	COL	0	7	1	3	0	0
Duration		0h:35m	0h16m	0h05m	0h08m	0h00m	0h00m

Referee: ANDERSON Sheldon (CAN)

Marker: McCLYMONT Alfredo (ARG)

		Match	Game 1	Game 2	Game 3	Game 4	Game 5
CAN - MILLER Alana	CAN	0	0	0	0	0	0
COL - RESTREPO Maria Isabel	COL	2	9	9	0	0	0
Duration		0h:00m	0h00m	0h00m	0h00m	0h00m	0h00m

Referee: McCLYMONT Alfredo (ARG)

Marker: MILANI Paulo (BRA)

Legend:

W/O Walkover **DSQ** Disqualified **RET** Retired

Match Report

Informe del partido / Relatório da partida

BRA (BRA) 3-0 ARG (ARG)

Match No.: 9

Court: CT 1

		Match	Game 1	Game 2	Game 3	Game 4	Game 5
BRA - PONTALTI Mariana	BRA	3	9	9	9	0	0
ARG - ROCHA Fernanda	ARG	0	3	5	3	0	0
Duration		0h:23m	0h06m	0h09m	0h03m	0h00m	0h00m

Referee: Mc LUACHLAN Ronal (PER)

Marker: SANTA MARIA Fernando (PER)

		Match	Game 1	Game 2	Game 3	Game 4	Game 5
BRA - SERAFINI Thaisa	BRA	3	9	9	10	0	0
ARG - ETCHECHOURY Luz	ARG	0	2	3	8	0	0
Duration		0h:32m	0h06m	0h06m	0h14m	0h00m	0h00m

Referee: SANTA MARIA Fernando (PER)

Marker: VELASQUEZ Roberto (MEX)

		Match	Game 1	Game 2	Game 3	Game 4	Game 5
BRA - REDFERN Karen	BRA	3	9	9	9	0	0
ARG - FALCIONE Antonella	ARG	0	4	1	6	0	0
Duration		0h:26m	0h06m	0h06m	0h09m	0h00m	0h00m

Referee: VELASQUEZ Roberto (MEX)

Marker: Mc LUACHLAN Ronal (PER)

Legend:

W/O Walkover **DSQ** Disqualified **RET** Retired

Match Report

Informe del partido / Relatório da partida

USA (USA) 1-2 CAN (CAN)

Match No.: 10

Court: CT 2

		Match	Game 1	Game 2	Game 3	Game 4	Game 5
USA - QUIBELL Michelle	USA	1	9	2	4	5	0
CAN - RUSSELL Carolyn	CAN	3	3	9	9	9	0
Duration		0h:35m	0h05m	0h08m	0h06m	0h08m	0h00m

Referee: DIÉGUEZ Arthur (BRA)

Marker: McCLYMONT Alfredo (ARG)

		Match	Game 1	Game 2	Game 3	Game 4	Game 5
USA - GRAINGER Natalie	USA	3	9	9	9	0	0
CAN - RETA Runa	CAN	0	2	0	4	0	0
Duration		0h:22m	0h00m	0h00m	0h08m	0h03m	0h00m

Referee: McCLYMONT Alfredo (ARG)

Marker: BAHIA Renato (BRA)

		Match	Game 1	Game 2	Game 3	Game 4	Game 5
USA - KHAN Latasha	USA	0	7	5	8	0	0
CAN - MILLER Alana	CAN	3	9	9	10	0	0
Duration		0h:43m	0h13m	0h07m	0h18m	0h00m	0h00m

Referee: BAHIA Renato (BRA)

Marker: DIÉGUEZ Arthur (BRA)

Legend:

W/O Walkover DSQ Disqualified RET Retired

Table of Pool: Results

Tabla de grupos: Resultados / Tabela de Grupos: Resultados

Pool A

	Name	USA	COL	BRA	Mat. played	Mat. won	Mat. lost	Games won	Games lost	Points won	Points lost
1	USA	USA	3-0	3-0	2	2	0	18	0	163	35
2	COL	COL	0-3	2-1	2	1	1	7	13	91	154
3	BRA	BRA	0-3	1-2	2	0	2	4	16	91	156

Pool B

	Name	CAN	MEX	ARG	Mat. played	Mat. won	Mat. lost	Games won	Games lost	Points won	Points lost
1	CAN	CAN	2-1	3-0	2	2	0	16	4	157	61
2	MEX	MEX	1-2	3-0	2	1	1	13	7	127	101
3	ARG	ARG	0-3	0-3	2	0	2	0	18	40	162

Final Standings

Posiciones finales / Posições Finais

Medal	Rank	Team
Gold	1	(CAN) CAN
Silver	2	(USA) USA
Bronze	3	(COL) COL
Bronze	3	(MEX) MEX
	5	(BRA) BRA
	6	(ARG) ARG

Results Summary by Event

Resumen de resultados por evento / Resumo dos Resultados por Evento

Match No.	Round	Time	Teams/Players	Result	Score	Duration HH:MM:SS
Date - 16 Jul 2007						
2	Qualifier Pool B	9:00	MEX (MEX) Beat (ARG) ARG	3-0	(3:0 3:0 3:0)	1:04:00
			TERAN Samantha (MEX) Beat (ARG) ETCHECHOU.	3-0	(9-3 9-4 9-0)	23:00
			HERNANDEZ N (MEX) Beat (ARG) ROCHA Fernanda	3-0	(9-2 9-5 9-4)	19:00
			HERRERA Z. (MEX) Beat (ARG) FALCIONE A	3-0	(9-3 9-1 9-3)	22:00
1	Qualifier Pool A	9:00	USA (USA) Beat (COL) COL	3-0	(3:0 3:0 3:0)	53:00
			GRAINGER N (USA) Beat (COL) ANGULO Silvia	3-0	(9-0 9-0 9-0)	15:00
			QUIBELL Michelle (USA) Beat (COL) PELAEZ Catalina	3-0	(9-2 9-1 9-3)	19:00
			KHAN Latasha (USA) Beat (COL) RESTREPO MI	3-0	(9-2 9-0 10-8)	19:00

Date - 17 Jul 2007

3	Qualifier Pool A	11:00	BRA (BRA) Lost to (COL) COL	1-2	(0:3 3:1 1:3)	1:43:51
			SERAFINI Thaisa (BRA) Lost to (COL) ANGULO Silvia	0-3	(6-9 5-9 1-9)	38:02
			REDFERN Karen (BRA) Beat (COL) RESTREPO MI	3-1	(5-9 9-0 9-0 9-5)	26:23
			PONTALTI M (BRA) Lost to (COL) PELAEZ Catalina	1-3	(8-10 9-6 6-9 5-9)	39:26
4	Qualifier Pool B	14:00	CAN (CAN) Beat (ARG) ARG	3-0	(3:0 3:0 3:0)	1:04:31
			RETA Runa (CAN) Beat (ARG) ETCHECHOU.	3-0	(9-0 9-0 9-5)	18:59
			MILLER Alana (CAN) Beat (ARG) FALCIONE A	3-0	(9-4 9-0 9-1)	24:16
			RUSSELL Carolyn (CAN) Beat (ARG) ROCHA Fernanda	3-0	(9-3 9-1 9-1)	21:16

Date - 18 Jul 2007

5	Qualifier Pool A	8:00	USA (USA) Beat (BRA) BRA	3-0	(3:0 3:0 3:0)	1:02:20
			QUIBELL Michelle (USA) Beat (BRA) PONTALTI M	3-0	(9-5 9-1 9-6)	23:47
			GRAINGER N (USA) Beat (BRA) SERAFINI Thaisa	3-0	(9-1 9-0 9-2)	18:04
			KHAN Latasha (USA) Beat (BRA) REDFERN Karen	3-0	(9-1 9-0 9-3)	20:29
6	Qualifier Pool B	8:00	MEX (MEX) Lost to (CAN) CAN	1-2	(0:3 3:1 1:3)	1:32:06
			HERNANDEZ N (MEX) Lost to (CAN) RUSSELL Carolyn	0-3	(1-9 1-9 2-9)	23:28
			TERAN Samantha (MEX) Beat (CAN) RETA Runa	3-1	(9-3 2-9 9-2 9-3)	36:36
			HERRERA Z. (MEX) Lost to (CAN) MILLER Alana	1-3	(4-9 9-5 0-9 0-9)	32:02
7	Semifinals	17:00	USA (USA) Beat (MEX) MEX	3-0	(3:0 3:0 3:0)	1:15:54
			QUIBELL Michelle (USA) Beat (MEX) HERNANDEZ N	3-0	(9-6 9-2 9-2)	22:50
			GRAINGER N (USA) Beat (MEX) TERAN Samantha	3-0	(0-0)	27:52
			KHAN Latasha (USA) Beat (MEX) HERRERA Z.	3-0	(9-0 9-3 9-4)	25:12
8	Semifinals	17:00	CAN (CAN) Beat (COL) COL	2-1	(3:0 3:0 0:2)	55:13
			RUSSELL Carolyn (CAN) Beat (COL) PELAEZ Catalina	3-0	(9-0 9-3 9-0)	19:35
			RETA Runa (CAN) Beat (COL) ANGULO Silvia	3-0	(9-7 9-1 9-3)	35:38
			MILLER Alana (CAN) - (COL) RESTREPO MI	0-2	(0-9 0-9)	-

Date - 19 Jul 2007

9	Pos 5 & 6	11:00	BRA (BRA) Beat (ARG) ARG	3-0	(3:0 3:0 3:0)	1:22:56
			PONTALTI M (BRA) Beat (ARG) ROCHA Fernanda	3-0	(9-3 9-5 9-3)	23:41
			SERAFINI Thaisa (BRA) Beat (ARG) ETCHECHOU.	3-0	(9-2 9-3 10-8)	32:31
			REDFERN Karen (BRA) Beat (ARG) FALCIONE A	3-0	(9-4 9-1 9-6)	26:44
10	Gold Medal Match	14:00	USA (USA) Lost to (CAN) CAN	1-2	(1:3 3:0 0:3)	1:42:05
			QUIBELL Michelle (USA) Lost to (CAN) RUSSELL Carolyn	1-3	(9-3 2-9 4-9 5-9)	35:42
			GRAINGER N (USA) Beat (CAN) RETA Runa	3-0	(0-0)	22:47
			KHAN Latasha (USA) Lost to (CAN) MILLER Alana	0-3	(7-9 5-9 8-10)	43:36

Legend:

W/O Walkover DSQ Disqualified RET Retired

Medallists (Team)

Medallista (Equipos) / Medalhistas (Equipes)

As of 19 JUL 2007

Medal	NOC	Name	NOC Code
Gold	Canada	RETA Runa MILLER Alana RUSSELL Carolyn	CAN
Silver	United States of America	GRAINGER Natalie KHAN Latasha QUIBELL Michelle	USA
Bronze	Colombia	ANGULO Silvia RESTREPO Maria Isabel PELAEZ Catalina	COL
Bronze	Mexico	TERAN Samantha HERRERA ZUÑIGA Karina HERNANDEZ Nayelli	MEX

Entry List By Event

Lista de Inscripciones por Evento / Lista de Inscrições por Evento

NOC Code	NOC	Name	Seed	Date of Birth	World Ranking
ARG	Argentina	PEZZOTA Robertino		10 MAR 1983	*
		PEZZOTA Rodrigo		15 SEP 1985	*
BRA	Brazil	ALARCON Rafael		2 MAY 1977	*
		CONCEIÇÃO Ronivaldo		8 JUL 1972	*
CAN	Canada	DELIERRE Shawn		25 MAY 1982	*
		RAZIK Shahier		18 NOV 1977	*
COL	Colombia	RODRÍGUEZ Miguel Angel		20 DEC 1985	*
		SAMPER Bernardo		8 APR 1982	*
ESA	El Salvador	CORONADO Nelson		28 JUN 1969	*
		WEISSKOPF Ricardo		7 APR 1986	*
GUA	Guatemala	ASTURIAS Luis Diego		15 JAN 1979	*
		MENDEZ Jose Paulo		27 MAY 1988	*
MEX	Mexico	BALTAZAR Jorge Isaac		3 NOV 1982	*
		GALVEZ Eric		4 OCT 1983	*
PER	Peru	DASSO Mauricio		26 NOV 1998	*
		ELIAS Jose Manuel		11 JAN 1970	*
USA	United States of America	GORDON Christopher		17 JUL 1986	*
		ILLINGWORTH Julian		1 FEB 1984	*
VEN	Venezuela	HERNANDEZ Luis		27 APR 1983	*
		VALECILLO Francisco		25 SEP 1982	*

**Miécimo da Silva Complex**Complejo Miécimo da Silva
Complexo Miécimo da Silva14 JUL 2007
10:00**Squash**

Squash / Squash

Men's Singles

Individual Masculino / Individual Masculino

Round Of 32

Ronda de 32 / Rodada de 32

Match Report

Informe del partido / Relatório da partida

CONCEIÇÃO Ronivaldo (BRA) 3-0 PEZZOTA Rodrigo (ARG)

		Match	Game 1	Game 2	Game 3
CONCEIÇÃO Ronivaldo	BRA	3	9	9	9
PEZZOTA Rodrigo	ARG	0	6	2	2
Duration		0h:25m	0h10m	0h03m	0h05m

Match No.: 4**Court:** CT 2**Referee:** PALACIOS Jose (ECU)**Marker:** GLOVER Penny (CAN)**Legend:**

W/O	Walkover	DSQ	Disqualified	RET	Retired
------------	----------	------------	--------------	------------	---------

**Miécimo da Silva Complex**Complejo Miécimo da Silva
Complexo Miécimo da Silva14 JUL 2007
10:00**Squash**

Squash / Squash

Men's Singles

Individual Masculino / Individual Masculino

Round Of 32

Ronda de 32 / Rodada de 32

Match Report

Informe del partido / Relatório da partida

GORDON Chris (USA) 3-0 DASSO Mauricio (PER)

		Match	Game 1	Game 2	Game 3
GORDON Chris	USA	3	9	9	9
DASSO Mauricio	PER	0	5	0	1
Duration		0h:24m	0h08m	0h05m	0h06m

Match No.: 3**Court:** CT 1**Referee:** CLEMENTS Adeline (CAN)**Marker:** Mc LUACHLAN Ronal (PER)**Legend:**

W/O	Walkover	DSQ	Disqualified	RET	Retired
------------	----------	------------	--------------	------------	---------

**Miécimo da Silva Complex**Complejo Miécimo da Silva
Complexo Miécimo da Silva14 JUL 2007
9:00**Squash**

Squash / Squash

Men's Singles

Individual Masculino / Individual Masculino

Round Of 32

Ronda de 32 / Rodada de 32

Match Report

Informe del partido / Relatório da partida

ELIAS Jose (PER) 3-0 ASTURIAS Luis (GUA)

		Match	Game 1	Game 2	Game 3
ELIAS Jose	PER	3	9	9	9
ASTURIAS Luis	GUA	0	4	1	1
Duration		0h:29m	0h11m	0h07m	0h06m

Match No.: 2**Court:** CT 2**Referee:** COSTA Junio (BRA)**Marker:** PALACIOS Jose (ECU)**Legend:**

W/O	Walkover	DSQ	Disqualified	RET	Retired
------------	----------	------------	--------------	------------	---------



Match Report

Informe del partido / Relatório da partida

PEZZOTA Robertino (ARG) 3-0 HERNANDEZ Luis (VEN)

		Match	Game 1	Game 2	Game 3
PEZZOTA Robertino	ARG	3	9	9	9
HERNANDEZ Luis	VEN	0	4	0	2
Duration		0h:19m	0h06m	0h03m	0h05m

Match No.: 1

Court: CT 1

Referee: Mc LUACHLAN Ronal (PER)

Marker: MILANI Paulo (BRA)

Legend:

W/O	Walkover	DSQ	Disqualified	RET	Retired
------------	----------	------------	--------------	------------	---------

**Miécimo da Silva Complex**Complejo Miécimo da Silva
Complexo Miécimo da Silva14 JUL 2007
20:00**Squash**

Squash / Squash

Men's Singles

Individual Masculino / Individual Masculino

Round Of 16

Ronda de 16 / Rodada de 16

Match Report

Informe del partido / Relatório da partida

CORONADO Nelson (ESA) 0-3 GALVEZ Eric (MEX)

		Match	Game 1	Game 2	Game 3
CORONADO Nelson	ESA	0	1	0	0
GALVEZ Eric	MEX	3	9	9	9
Duration		0h:22m	0h05m	0h08m	0h04m

Match No.: 12**Court:** CT 1**Referee:** McCLYMONT Alfredo (ARG)**Marker:** ANDERSON Sheldon (CAN)**Legend:**

W/O	Walkover	DSQ	Disqualified	RET	Retired
------------	----------	------------	--------------	------------	---------



Match Report

Informe del partido / Relatório da partida

CONCEIÇÃO Ronivaldo (BRA) 1-3 **SAMPER Bernardo (COL)**

		Match	Game 1	Game 2	Game 3	Game 4
CONCEIÇÃO Ronivaldo	BRA	1	3	4	9	6
SAMPER Bernardo	COL	3	9	9	2	9
Duration		0h:50m	0h12m	0h09m	0h10m	0h11m

Match No.: 11

Court: CT 1

Referee: ANDERSON Sheldon (CAN)

Marker: VEGA Marta Luz (COL)

Legend:

W/O Walkover **DSQ** Disqualified **RET** Retired

**Miécimo da Silva Complex**Complejo Miécimo da Silva
Complexo Miécimo da Silva14 JUL 2007
17:00**Squash**

Squash / Squash

Men's Singles

Individual Masculino / Individual Masculino

Round Of 16

Ronda de 16 / Rodada de 16

Match Report

Informe del partido / Relatório da partida

VALECILLO Francisco (VEN) **0-3** DELIERRE Shawn (CAN)

		Match	Game 1	Game 2	Game 3
VALECILLO Francisco	VEN	0	1	5	0
DELIERRE Shawn	CAN	3	9	9	9
	Duration	0h:23m	0h06m	0h08m	0h03m

Match No.: 10**Court:** CT 2**Referee:** BAHIA Renato (BRA)**Marker:** SANTA MARIA Fernando (PER)**Legend:**

W/O	Walkover	DSQ	Disqualified	RET	Retired
------------	----------	------------	--------------	------------	---------

**Miécimo da Silva Complex**Complejo Miécimo da Silva
Complexo Miécimo da Silva14 JUL 2007
19:00**Squash**

Squash / Squash

Men's Singles

Individual Masculino / Individual Masculino

Round Of 16

Ronda de 16 / Rodada de 16

Match Report

Informe del partido / Relatório da partida

GORDON Chris (USA) 1-3 BALTAZAR Jorge (MEX)

		Match	Game 1	Game 2	Game 3	Game 4
GORDON Chris	USA	1	7	8	9	5
BALTAZAR Jorge	MEX	3	9	10	5	9
Duration		1h:07m	0h14m	0h13m	0h11m	0h18m

Match No.: 9**Court:** CT 2**Referee:** FAGUY Barry (CAN)**Marker:** VELASQUEZ Roberto (MEX)**Legend:**

W/O	Walkover	DSQ	Disqualified	RET	Retired
------------	----------	------------	--------------	------------	---------

**Miécimo da Silva Complex**Complejo Miécimo da Silva
Complexo Miécimo da Silva14 JUL 2007
20:00**Squash**

Squash / Squash

Men's Singles

Individual Masculino / Individual Masculino

Round Of 16

Ronda de 16 / Rodada de 16

Match Report

Informe del partido / Relatório da partida

ALARCON Rafael (BRA) 3-0 ELIAS Jose (PER)

		Match	Game 1	Game 2	Game 3
ALARCON Rafael	BRA	3	9	9	9
ELIAS Jose	PER	0	2	3	7
Duration		0h:36m	0h08m	0h09m	0h14m

Match No.: 8**Court:** CT 2**Referee:** VELASQUEZ Roberto (MEX)**Marker:** FAGUY Barry (CAN)**Legend:**

W/O	Walkover	DSQ	Disqualified	RET	Retired
------------	----------	------------	--------------	------------	---------

**Miécimo da Silva Complex**Complejo Miécimo da Silva
Complexo Miécimo da Silva14 JUL 2007
17:00**Squash**

Squash / Squash

Men's Singles

Individual Masculino / Individual Masculino

Round Of 16

Ronda de 16 / Rodada de 16

Match Report

Informe del partido / Relatório da partida

RODRÍGUEZ Miguel A. (COL) 3-0 MENDEZ Jose (GUA)

		Match	Game 1	Game 2	Game 3
RODRÍGUEZ Miguel A.	COL	3	9	9	9
MENDEZ Jose	GUA	0	2	0	3
	Duration	0h:24m	0h09m	0h04m	0h07m

Match No.: 7**Court:** CT 1**Referee:** DIÉGUEZ (BRA)**Marker:** McCLYMONT Alfredo (ARG)**Legend:**

W/O	Walkover	DSQ	Disqualified	RET	Retired
------------	----------	------------	--------------	------------	---------

**Miécimo da Silva Complex**Complejo Miécimo da Silva
Complexo Miécimo da Silva14 JUL 2007
18:00**Squash**

Squash / Squash

Men's Singles

Individual Masculino / Individual Masculino

Round Of 16

Ronda de 16 / Rodada de 16

Match Report

Informe del partido / Relatório da partida

ILLINGWORTH Julian (USA) 3-1 PEZZOTA Robertino (ARG)

		Match	Game 1	Game 2	Game 3	Game 4
ILLINGWORTH Julian	USA	3	9	6	9	9
PEZZOTA Robertino	ARG	1	2	9	3	4
Duration		0h:52m	0h05m	0h15m	0h07m	0h13m

Match No.: 6**Court:** CT 2**Referee:** SANTA MARIA Fernando (PER)**Marker:** BAHIA Renato (BRA)**Legend:**

W/O	Walkover	DSQ	Disqualified	RET	Retired
------------	----------	------------	--------------	------------	---------

**Miécimo da Silva Complex**Complejo Miécimo da Silva
Complexo Miécimo da Silva14 JUL 2007
18:00**Squash**

Squash / Squash

Men's Singles

Individual Masculino / Individual Masculino

Round Of 16

Ronda de 16 / Rodada de 16

Match Report

Informe del partido / Relatório da partida

RAZIK Shahier (CAN) 3-0 WEISKOPFT Ricardo (ESA)

		Match	Game 1	Game 2	Game 3
RAZIK Shahier	CAN	3	9	9	9
WEISKOPFT Ricardo	ESA	0	0	2	1
	Duration	0h:28m	0h07m	0h09m	0h06m

Match No.: 5**Court:** CT 1**Referee:** VEGA Marta Luz (COL)**Marker:** DIÉGUEZ (BRA)**Legend:**

W/O	Walkover	DSQ	Disqualified	RET	Retired
------------	----------	------------	--------------	------------	---------

**Miécimo da Silva Complex**Complejo Miécimo da Silva
Complexo Miécimo da Silva15 JUL 2007
12:00**Squash**

Squash / Squash

Men's Singles

Individual Masculino / Individual Masculino

Quarterfinals

Cuartos de final / Quartas de final

Match Report

Informe del partido / Relatório da partida

SAMPER Bernardo (COL) 0-3 GALVEZ Eric (MEX)

		Match	Game 1	Game 2	Game 3
SAMPER Bernardo	COL	0	6	5	2
GALVEZ Eric	MEX	3	9	9	9
Duration		0h:44m	0h16m	0h14m	0h09m

Match No.: 16**Court:** CT 1**Referee:** ANDERSON Sheldon (CAN)**Marker:** McCLYMONT Alfredo (ARG)**Legend:**

W/O	Walkover	DSQ	Disqualified	RET	Retired
------------	----------	------------	--------------	------------	---------

Match Report

Informe del partido / Relatório da partida

BALTAZAR Jorge (MEX) 1-3 DELIERRE Shawn (CAN)

		Match	Game 1	Game 2	Game 3	Game 4
BALTAZAR Jorge	MEX	1	7	3	9	3
DELIERRE Shawn	CAN	3	9	9	7	9
Duration		1h:10m	0h22m	0h13m	0h13m	0h11m

Match No.: 15

Court: CT 2

Referee: FAGUY Barry (CAN)

Marker: DIÉGUEZ Arthur (BRA)

Legend:

W/O Walkover DSQ Disqualified RET Retired

**Miécimo da Silva Complex**Complejo Miécimo da Silva
Complexo Miécimo da Silva15 JUL 2007
9:00**Squash**

Squash / Squash

Women's Singles

Individual Femenino / Individual Feminino

Quarterfinals

Cuartos de final / Quartas de final

Match Report

Informe del partido / Relatório da partida

RETA Runa (CAN) 3-0 REDFERN Karen (BRA)

		Match	Game 1	Game 2	Game 3
RETA Runa	CAN	3	9	9	9
REDFERN Karen	BRA	0	2	3	2
Duration		0h:23m	0h05m	0h06m	0h07m

Match No.: 6**Court:** CT 2**Referee:** SANTA MARIA Fernando (PER)**Marker:** DIÉGUEZ Arthur (BRA)**Legend:**

W/O	Walkover	DSQ	Disqualified	RET	Retired
------------	----------	------------	--------------	------------	---------

**Miécimo da Silva Complex**Complejo Miecimo da Silva
Complexo Miécimo da Silva15 JUL 2007
9:00**Squash**

Squash / Squash

Women's Singles

Individual Femenino / Individual Feminino

Quarterfinals

Cuartos de final / Quartas de final

Match Report

Informe del partido / Relatório da partida

GRAINGER Natalie (USA) 3-0 QUEBELL Michelle (USA)

		Match	Game 1	Game 2	Game 3
GRAINGER Natalie	USA	3	9	9	9
QUEBELL Michelle	USA	0	2	2	2
Duration		0h:17m	0h03m	0h05m	0h06m

Match No.: 5**Court:** CT 1**Referee:** McCLYMONT Alfredo (ARG)**Marker:** BAHIA Renato (BRA)**Legend:**

W/O	Walkover	DSQ	Disqualified	RET	Retired
------------	----------	------------	--------------	------------	---------



Match Report

Informe del partido / Relatório da partida

 DELIERRE Shawn (CAN) **0-3** GALVEZ Eric (MEX)

		Match	Game 1	Game 2	Game 3
DELIERRE Shawn	CAN	0	3	3	7
GALVEZ Eric	MEX	3	9	9	9
Duration		0h:44m	0h06m	0h12m	0h20m

Match No.: 18

Court: CT 2

Referee: Mc LUACHLAN Ronal (PER)

Marker: CLEMENTS Adeline (CAN)

Legend:

W/O	Walkover	DSQ	Disqualified	RET	Retired
------------	----------	------------	--------------	------------	---------



Match Report

Informe del partido / Relatório da partida

ILLINGWORTH Julian (USA) 3-2 RODRÍGUEZ Miguel A. (COL)

		Match	Game 1	Game 2	Game 3	Game 4	Game 5
ILLINGWORTH Julian	USA	3	9	4	8	9	9
RODRÍGUEZ Miguel A.	COL	2	7	9	10	1	6
Duration		1h:35m	0h21m	0h12m	0h20m	0h05m	0h24m

Match No.: 17

Court: CT 2

Referee: PALACIOS Jose (ECU)

Marker: GLOVER Penny (CAN)

Legend:

W/O Walkover **DSQ** Disqualified **RET** Retired



Match Report

Informe del partido / Relatório da partida

 ILLINGWORTH Julian (USA) **0-3** GALVEZ Eric (MEX)

		Match	Game 1	Game 2	Game 3
ILLINGWORTH Julian	USA	0	0	4	7
GALVEZ Eric	MEX	3	9	9	9
Duration		0h:41m	0h09m	0h11m	0h15m

Match No.: 19

Court: CT 2

Referee: FAGUY Barry (CAN)

Marker: DIÉGUEZ Arthur (BRA)

Legend:

W/O	Walkover	DSQ	Disqualified	RET	Retired
------------	----------	------------	--------------	------------	---------

Final Standings

Posiciones finales / Posições Finais

Medal	Rank	Player
Gold	1	(MEX) GALVEZ Eric
Silver	2	(USA) ILLINGWORTH Julian
Bronze	3	(COL) RODRÍGUEZ Miguel A.
Bronze	3	(CAN) DELIERRE Shawn
	5	(CAN) RAZIK Shahier
	5	(COL) SAMPER Bernardo
	5	(MEX) BALTAZAR Jorge
	5	(BRA) ALARCON Rafael
		(PER) ELIAS Jose
		(GUA) ASTURIAS Luis
		(ARG) PEZZOTA Rodrigo
		(VEN) HERNANDEZ Luis
		(USA) GORDON Chris
		(GUA) MENDEZ Jose
		(ARG) PEZZOTA Robertino
		(ESA) CORONADO Nelson
		(ESA) WEISKOPFT Ricardo
		(VEN) VALECILLO Francisco

Results Summary by Event

Resumen de resultados por evento / Resumo dos Resultados por Evento

Match No.	Round	Time	Teams/Players	Result	Score	Duration HH:MM:SS
Date - 14 Jul 2007						
1	Round Of 32	9:00	PEZZOTA R (ARG) Beat (VEN) HERNANDEZ Luis	3-0	(9-4 9-0 9-2)	19:57
2	Round Of 32	9:00	ELIAS Jose (PER) Beat (GUA) ASTURIAS Luis	3-0	(9-4 9-1 9-1)	29:10
3	Round Of 32	10:00	GORDON Chris (USA) Beat (PER) DASSO Mauricio	3-0	(9-5 9-0 9-1)	24:12
4	Round Of 32	10:00	CONCEIÇÃO R (BRA) Beat (ARG) PEZZOTA Rodrigo	3-0	(9-6 9-2 9-2)	25:47
7	Round Of 16	17:00	RODRÍGUEZ MA (COL) Beat (GUA) MENDEZ Jose	3-0	(9-2 9-0 9-3)	24:55
10	Round Of 16	17:00	VALECILLO F (VEN) Lost to (CAN) DELIERRE Shawn	0-3	(1-9 5-9 0-9)	23:05
5	Round Of 16	18:00	RAZIK Shahier (CAN) Beat (ESA) WEISKOPFT R	3-0	(9-0 9-2 9-1)	28:13
6	Round Of 16	18:00	ILLINGWORTH J (USA) Beat (ARG) PEZZOTA R	3-1	(9-2 6-9 9-3 9-4)	52:38
11	Round Of 16	19:00	CONCEIÇÃO R (BRA) Lost to (COL) SAMPER Bernardo	1-3	(3-9 4-9 9-2 6-9)	50:18
9	Round Of 16	19:00	GORDON Chris (USA) Lost to (MEX) BALTAZAR Jorge	1-3	(7-9 8-10 9-5 5-9)	1:07:44
12	Round Of 16	20:00	CORONADO N (ESA) Lost to (MEX) GALVEZ Eric	0-3	(1-9 0-9 0-9)	22:23
8	Round Of 16	20:00	ALARCON Rafael (BRA) Beat (PER) ELIAS Jose	3-0	(9-2 9-3 9-7)	36:09
Date - 15 Jul 2007						
13	Quarterfinals	11:00	RAZIK Shahier (CAN) Lost to (USA) ILLINGWORTH J	0-3	(3-9 6-9 6-9)	58:23
14	Quarterfinals	11:00	RODRÍGUEZ MA (COL) Beat (BRA) ALARCON Rafael	3-1	(4-9 9-1 9-7 9-5)	1:16:37
16	Quarterfinals	12:00	SAMPER Bernardo (COL) Lost to (MEX) GALVEZ Eric	0-3	(6-9 5-9 2-9)	44:53
15	Quarterfinals	12:00	BALTAZAR Jorge (MEX) Lost to (CAN) DELIERRE Shawn	1-3	(7-9 3-9 9-7 3-9)	1:10:34
17	Semifinals	18:30	ILLINGWORTH J (USA) Beat (COL) RODRÍGUEZ MA	3-2	(9-7 4-9 8-10 9-1 9-6)	1:35:26
18	Semifinals	19:30	DELIERRE Shawn (CAN) Lost to (MEX) GALVEZ Eric	0-3	(3-9 3-9 7-9)	44:31
Date - 16 Jul 2007						
19	Gold Medal Match	20:30	ILLINGWORTH J (USA) Lost to (MEX) GALVEZ Eric	0-3	(0-9 4-9 7-9)	41:17

Legend:

W/O Walkover DSQ Disqualified RET Retired

Medallists

Medallistas / Medalhistas

As of 16 JUL 2007

Medal	NOC	Name	NOC Code
Gold	Mexico	GALVEZ Eric	MEX
Silver	United States of America	ILLINGWORTH Julian	USA
Bronze	Colombia	RODRÍGUEZ Miguel A.	COL
Bronze	Canada	DELIERRE Shawn	CAN

Entry List By Event

Lista de Inscripciones por Evento / Lista de Inscrições por Evento

NOC	NOC Code	Name	Seed	Date of Birth	World Ranking
Argentina	ARG	PEZZOTA Robertino PEZZOTA Rodrigo VALENZUELA Matias		10 MAR 1983 15 SEP 1985 10 NOV 1984	*
Brazil	BRA	ALARCON Rafael CONCEIÇÃO Ronivaldo BARBOSA Luciano		2 MAY 1977 8 JUL 1972 30 DEC 1976	*
Canada	CAN	RAZIK Shazier DELIERRE Shawn CLARKE Robin		18 NOV 1977 25 MAY 1982 25 MAR 1986	*
Colombia	COL	RODRÍGUEZ Miguel Angel SAMPER Bernardo CASTILLA Javier		20 DEC 1985 8 APR 1982 18 APR 1981	*
El Salvador	ESA	WEISSKOPF Ricardo CORONADO Nelson GARCIA Byron		7 APR 1986 28 JUN 1969 9 DEC 1982	*
Guatemala	GUA	MENDEZ Jose Paulo ASTURIAS Luis Diego SEDANO Mauricio		27 MAY 1988 15 JAN 1979 12 OCT 1990	*
Mexico	MEX	GALVEZ Eric BALTAZAR Jorge Isaac MENDEZ Marcos		4 OCT 1983 3 NOV 1982 11 FEB 1972	*
Peru	PER	ELIAS Jose Manuel DASSO Mauricio DUANY Andres		11 JAN 1970 26 NOV 1998 25 AUG 1990	*
United States of America	USA	ILLINGWORTH Julian GORDON Christopher CROMBIE Jamie		1 FEB 1984 17 JUL 1986 14 SEP 1965	*

Entry List By Event

Lista de Inscripciones por Evento / Lista de Inscrições por Evento

NOC	NOC Code	Name	Seed	Date of Birth	World Ranking
Venezuela	VEN	MARIÑO Herman VALECILLO Francisco HERNANDEZ Luis		7 MAR 1979 25 SEP 1982 27 APR 1983	*

Match Report

Informe del partido / Relatório da partida

MEX (MEX) 3-0 ESA (ESA)

Match No.: 1

Court: CT 2

		Match	Game 1	Game 2	Game 3	Game 4	Game 5
MEX - GALVEZ Eric	MEX	3	9	9	9	0	0
ESA - WEISKOPFT Ricardo	ESA	0	4	3	4	0	0
Duration		0h:20m	0h07m	0h04m	0h05m	0h00m	0h00m

Referee: PALACIOS Jose (ECU)

Marker: GLOVER Penny (CAN)

		Match	Game 1	Game 2	Game 3	Game 4	Game 5
MEX - MENDEZ Marcos	MEX	3	9	9	9	0	0
ESA - GARCIA Byron	ESA	0	7	5	1	0	0
Duration		0h:27m	0h10m	0h08m	0h04m	0h00m	0h00m

Referee: GLOVER Penny (CAN)

Marker: MILANI Paulo (BRA)

		Match	Game 1	Game 2	Game 3	Game 4	Game 5
MEX - BALTAZAR Jorge	MEX	3	9	9	9	0	0
ESA - CORONADO Nelson	ESA	0	3	6	2	0	0
Duration		0h:19m	0h04m	0h07m	0h05m	0h00m	0h00m

Referee: MILANI Paulo (BRA)

Marker: PALACIOS Jose (ECU)

Legend:

W/O Walkover **DSQ** Disqualified **RET** Retired

Match Report

Informe del partido / Relatório da partida

CAN (CAN) 2-1 GUA (GUA)

Match No.: 2

Court: CT 1

		Match	Game 1	Game 2	Game 3	Game 4	Game 5
CAN - RAZIK Shahier	CAN	3	9	9	9	0	0
GUA - MENDEZ Jose	GUA	0	2	2	2	0	0
Duration		0h:00m	0h00m	0h00m	0h00m	0h00m	0h00m

Referee: VEGA Marta Luz (COL)

Marker: Mc LUACHLAN Ronal (PER)

		Match	Game 1	Game 2	Game 3	Game 4	Game 5
CAN - CLARKE Robin	CAN	3	9	9	9	0	0
GUA - SEDANO Mauricio	GUA	0	1	6	3	0	0
Duration		0h:00m	0h00m	0h00m	0h00m	0h00m	0h00m

Referee: COSTA Junio (BRA)

Marker: FAGUY Barry (CAN)

		Match	Game 1	Game 2	Game 3	Game 4	Game 5
CAN - DELIERRE Shawn	CAN	1	4	4	9	7	0
GUA - ASTURIAS Luis	GUA	3	9	9	1	9	0
Duration		0h:00m	0h00m	0h00m	0h00m	0h00m	0h00m

Referee: Mc LUACHLAN Ronal (PER)

Marker: COSTA Junio (BRA)

Legend:

W/O Walkover **DSQ** Disqualified **RET** Retired



Match Report

Informe del partido / Relatório da partida

BRA (BRA) 3-0 VEN (VEN)

Match No.: 3

Court: CT 1

		Match	Game 1	Game 2	Game 3	Game 4	Game 5
BRA - ALARCON Rafael	BRA	3	9	9	9	0	0
VEN - MARIÑO Herman	VEN	0	0	1	3	0	0
Duration		0h:22m	0h04m	0h08m	0h06m	0h00m	0h00m

Referee: CLEMENTS Adeline (CAN)

Marker: VELASQUEZ Roberto (MEX)

		Match	Game 1	Game 2	Game 3	Game 4	Game 5
BRA - BARBOSA Luciano	BRA	3	9	9	9	0	0
VEN - HERNANDEZ Luis	VEN	0	0	0	0	0	0
Duration		0h:15m	0h03m	0h02m	0h05m	0h00m	0h00m

Referee: McCLYMONT Alfredo (ARG)

Marker: CLEMENTS Adeline (CAN)

		Match	Game 1	Game 2	Game 3	Game 4	Game 5
BRA - CONCEIÇÃO Ronivaldo	BRA	3	9	9	9	0	0
VEN - VALECILLO Francisco	VEN	0	4	4	1	0	0
Duration		0h:21m	0h06m	0h06m	0h04m	0h00m	0h00m

Referee: VELASQUEZ Roberto (MEX)

Marker: McCLYMONT Alfredo (ARG)

Legend:

W/O Walkover **DSQ** Disqualified **RET** Retired

Match Report

Informe del partido / Relatório da partida

COL (COL) 2-1 PER (PER)

Match No.: 4

Court: CT 2

		Match	Game 1	Game 2	Game 3	Game 4	Game 5
COL - RODRÍGUEZ Miguel A.	COL	1	9	6	4	6	0
PER - ELIAS Jose	PER	3	1	9	9	9	0
Duration		0h:46m	0h08m	0h10m	0h07m	0h14m	0h00m

Referee:

Marker: SANTA MARIA Fernando (PER)

		Match	Game 1	Game 2	Game 3	Game 4	Game 5
COL - CASTILLA Javier	COL	3	9	7	9	4	9
PER - DUANY Andres	PER	2	3	9	2	9	1
Duration		1h:00m	0h10m	0h11m	0h07m	0h06m	0h09m

Referee: SANTA MARIA Fernando (PER)

Marker: ANDERSON Sheldon (CAN)

		Match	Game 1	Game 2	Game 3	Game 4	Game 5
COL - SAMPER Bernardo	COL	3	9	9	9	0	0
PER - DASSO Mauricio	PER	0	0	0	1	0	0
Duration		0h:19m	0h04m	0h06m	0h05m	0h00m	0h00m

Referee: ANDERSON Sheldon (CAN)

Marker: DIÉGUEZ Arthur (BRA)

Legend:

W/O Walkover **DSQ** Disqualified **RET** Retired



Match Report

Informe del partido / Relatório da partida

USA (USA) 2-1 ESA (ESA)

Match No.: 5

Court: CT 1

		Match	Game 1	Game 2	Game 3	Game 4	Game 5
USA - ILLINGWORTH Julian	USA	0	3	0	6	0	0
ESA - WEISKOPFT Ricardo	ESA	3	9	9	9	0	0
Duration		0h:26m	0h05m	0h10m	0h07m	0h00m	0h00m

Referee: McCLYMONT Alfredo (ARG)

Marker: VELASQUEZ Roberto (MEX)

		Match	Game 1	Game 2	Game 3	Game 4	Game 5
USA - GORDON Chris	USA	3	9	9	9	0	0
ESA - CORONADO Nelson	ESA	0	5	2	0	0	0
Duration		0h:20m	0h08m	0h04m	0h02m	0h00m	0h00m

Referee: VELASQUEZ Roberto (MEX)

Marker: SANTA MARIA Fernando (PER)

		Match	Game 1	Game 2	Game 3	Game 4	Game 5
USA - CROMBIE Jamie	USA	3	9	9	9	0	0
ESA - GARCIA Byron	ESA	0	1	1	5	0	0
Duration		0h:18m	0h04m	0h05m	0h06m	0h00m	0h00m

Referee: SANTA MARIA Fernando (PER)

Marker: McCLYMONT Alfredo (ARG)

Legend:

W/O Walkover **DSQ** Disqualified **RET** Retired

Match Report

Informe del partido / Relatório da partida

ARG (ARG) 3-0 GUA (GUA)

Match No.: 6

Court: CT 2

		Match	Game 1	Game 2	Game 3	Game 4	Game 5
ARG - PEZZOTA Robertino	ARG	3	9	9	9	0	0
GUA - MENDEZ Jose	GUA	0	0	5	1	0	0
Duration		0h:29m	0h04m	0h11m	0h09m	0h00m	0h00m

Referee: ANDERSON Sheldon (CAN)

Marker: DIÉGUEZ Arthur (BRA)

		Match	Game 1	Game 2	Game 3	Game 4	Game 5
ARG - PEZZOTA Rodrigo	ARG	3	5	10	9	9	0
GUA - ASTURIAS Luis	GUA	1	9	8	7	4	0
Duration		0h:56m	0h11m	0h16m	0h11m	0h09m	0h00m

Referee: BAHIA Renato (BRA)

Marker: ANDERSON Sheldon (CAN)

		Match	Game 1	Game 2	Game 3	Game 4	Game 5
ARG - VALENZUELA Matias	ARG	3	9	9	9	0	0
GUA - SEDANO Mauricio	GUA	0	2	2	1	0	0
Duration		0h:30m	0h08m	0h08m	0h08m	0h00m	0h00m

Referee: DIÉGUEZ Arthur (BRA)

Marker: BAHIA Renato (BRA)

Legend:

W/O Walkover **DSQ** Disqualified **RET** Retired

Match Report

Informe del partido / Relatório da partida

COL (COL) 2-1 VEN (VEN)

Match No.: 7

Court: CT 1

		Match	Game 1	Game 2	Game 3	Game 4	Game 5
COL - RODRÍGUEZ Miguel A.	COL	3	9	7	9	9	0
VEN - MARIÑO Herman	VEN	1	3	9	4	0	0
Duration		0h:37m	0h08m	0h12m	0h07m	0h01m	0h00m

Referee: BAHIA Renato (BRA)

Marker: DIÉGUEZ Arthur (BRA)

		Match	Game 1	Game 2	Game 3	Game 4	Game 5
COL - SAMPER Bernardo	COL	3	9	9	9	0	0
VEN - VALECILLO Francisco	VEN	0	0	0	1	0	0
Duration		0h:12m	0h03m	0h02m	0h03m	0h00m	0h00m

Referee: SANTA MARIA Fernando (PER)

Marker: BAHIA Renato (BRA)

		Match	Game 1	Game 2	Game 3	Game 4	Game 5
COL - CASTILLA Javier	COL	0	0	0	0	0	0
VEN - HERNANDEZ Luis	VEN	3	9	9	9	0	0
Duration		0h:00m	0h00m	0h00m	0h00m	0h00m	0h00m

Referee: DIÉGUEZ Arthur (BRA)

Marker: SANTA MARIA Fernando (PER)

Legend:

W/O Walkover DSQ Disqualified RET Retired

Match Report

Informe del partido / Relatório da partida

BRA (BRA) 3-0 PER (PER)

Match No.: 8

Court: CT 1

		Match	Game 1	Game 2	Game 3	Game 4	Game 5
BRA - ALARCON Rafael	BRA	3	9	10	9	0	0
PER - ELIAS Jose	PER	0	0	9	7	0	0
Duration		0h:37m	0h03m	0h20m	0h09m	0h00m	0h00m

Referee: PALACIOS Jose (ECU)

Marker: GLOVER Penny (CAN)

		Match	Game 1	Game 2	Game 3	Game 4	Game 5
BRA - CONCEIÇÃO Ronivaldo	BRA	3	9	9	9	0	0
PER - DASSO Mauricio	PER	0	1	3	2	0	0
Duration		0h:15m	0h04m	0h04m	0h04m	0h00m	0h00m

Referee: FAGUY Barry (CAN)

Marker: PALACIOS Jose (ECU)

		Match	Game 1	Game 2	Game 3	Game 4	Game 5
BRA - BARBOSA Luciano	BRA	3	9	9	9	0	0
PER - DUANY Andres	PER	0	7	1	4	0	0
Duration		0h:33m	0h13m	0h05m	0h10m	0h00m	0h00m

Referee: GLOVER Penny (CAN)

Marker: FAGUY Barry (CAN)

Legend:

W/O Walkover **DSQ** Disqualified **RET** Retired

Match Report

Informe del partido / Relatório da partida

MEX (MEX) 2-1 USA (USA)

Match No.: 9

Court: CT 1

		Match	Game 1	Game 2	Game 3	Game 4	Game 5
MEX - GALVEZ Eric	MEX	1	3	9	8	0	0
USA - ILLINGWORTH Julian	USA	3	9	7	10	9	0
Duration		0h:57m	0h11m	0h15m	0h17m	0h05m	0h00m

Referee: PALACIOS Jose (ECU)

Marker: GLOVER Penny (CAN)

		Match	Game 1	Game 2	Game 3	Game 4	Game 5
MEX - BALTAZAR Jorge	MEX	3	7	9	9	9	0
USA - GORDON Chris	USA	1	9	4	5	2	0
Duration		1h:05m	0h22m	0h12m	0h16m	0h07m	0h00m

Referee: GLOVER Penny (CAN)

Marker: FAGUY Barry (CAN)

		Match	Game 1	Game 2	Game 3	Game 4	Game 5
MEX - MENDEZ Marcos	MEX	3	9	9	9	0	0
USA - CROMBIE Jamie	USA	0	4	3	0	0	0
Duration		0h:45m	0h13m	0h20m	0h06m	0h00m	0h00m

Referee: PALACIOS Jose (ECU)

Marker: GLOVER Penny (CAN)

Legend:

W/O Walkover **DSQ** Disqualified **RET** Retired

Match Report

Informe del partido / Relatório da partida

CAN (CAN) 3-0 ARG (ARG)

Match No.: 10

Court: CT 2

		Match	Game 1	Game 2	Game 3	Game 4	Game 5
CAN - RAZIK Shahier	CAN	3	9	9	9	0	0
ARG - PEZZOTA Robertino	ARG	0	0	1	3	0	0
Duration		0h:24m	0h03m	0h08m	0h08m	0h00m	0h00m

Referee: MILANI Paulo (BRA)

Marker: Mc LUACHLAN Ronal (PER)

		Match	Game 1	Game 2	Game 3	Game 4	Game 5
CAN - DELIERRE Shawn	CAN	3	7	9	4	9	9
ARG - PEZZOTA Rodrigo	ARG	2	9	2	9	4	1
Duration		1h:02m	0h14m	0h07m	0h08m	0h12m	0h10m

Referee: Mc LUACHLAN Ronal (PER)

Marker: MILANI Paulo (BRA)

		Match	Game 1	Game 2	Game 3	Game 4	Game 5
CAN - CLARKE Robin	CAN	3	9	9	9	0	0
ARG - VALENZUELA Matias	ARG	0	6	8	6	0	0
Duration		0h:41m	0h12m	0h09m	0h13m	0h00m	0h00m

Referee: COSTA Junio (BRA)

Marker: CLEMENTS Adeline (CAN)

Legend:

W/O Walkover **DSQ** Disqualified **RET** Retired

Match Report

Informe del partido / Relatório da partida

BRA (BRA) 2-1 COL (COL)

Match No.: 11

Court: CT 2

		Match	Game 1	Game 2	Game 3	Game 4	Game 5
BRA - ALARCON Rafael	BRA	3	9	9	9	0	0
COL - RODRÍGUEZ Miguel A.	COL	0	4	5	0	0	0
Duration		0h:19m	0h05m	0h07m	0h03m	0h00m	0h00m

Referee: Mc LUACHLAN Ronal (PER)

Marker: FAGUY Barry (CAN)

		Match	Game 1	Game 2	Game 3	Game 4	Game 5
BRA - CONCEIÇÃO Ronivaldo	BRA	1	3	6	9	6	0
COL - SAMPER Bernardo	COL	3	9	9	5	9	0
Duration		0h:29m	0h06m	0h06m	0h06m	0h06m	0h00m

Referee: FAGUY Barry (CAN)

Marker: GLOVER Penny (CAN)

		Match	Game 1	Game 2	Game 3	Game 4	Game 5
BRA - BARBOSA Luciano	BRA	2	9	9	0	0	0
COL - CASTILLA Javier	COL	0	0	0	0	0	0
Duration		0h:00m	0h00m	0h00m	0h00m	0h00m	0h00m

Referee: GLOVER Penny (CAN)

Marker: Mc LUACHLAN Ronal (PER)

Legend:

W/O Walkover **DSQ** Disqualified **RET** Retired

Match Report

Informe del partido / Relatório da partida

PER (PER) 2-1 VEN (VEN)

Match No.: 12

Court: CT 1

		Match	Game 1	Game 2	Game 3	Game 4	Game 5
PER - ELIAS Jose	PER	3	9	9	9	0	0
VEN - MARIÑO Herman	VEN	0	7	4	2	0	0
Duration		0h:37m	0h13m	0h07m	0h10m	0h00m	0h00m

Referee: COSTA Junio (BRA)

Marker: MILANI Paulo (BRA)

		Match	Game 1	Game 2	Game 3	Game 4	Game 5
PER - DASSO Mauricio	PER	1	9	10	8	1	0
VEN - VALECILLO Francisco	VEN	3	10	8	10	9	0
Duration		0h:43m	0h09m	0h09m	0h10m	0h07m	0h00m

Referee: MILANI Paulo (BRA)

Marker: PALACIOS Jose (ECU)

		Match	Game 1	Game 2	Game 3	Game 4	Game 5
PER - DUANY Andres	PER	3	9	9	9	0	0
VEN - HERNANDEZ Luis	VEN	0	3	0	0	0	0
Duration		0h:26m	0h09m	0h06m	0h04m	0h00m	0h00m

Referee: PALACIOS Jose (ECU)

Marker: COSTA Junio (BRA)

Legend:

W/O Walkover DSQ Disqualified RET Retired

Table of Pool: Results

Tabla de grupos: Resultados / Tabela de Grupos: Resultados

Pool A

	Name	MEX	USA	ESA	Mat. played	Mat. won	Mat. lost	Games won	Games lost	Points won	Points lost
1	MEX	MEX	2-1	3-0	2	2	0	16	4	162	97
2	USA	USA	1-2	2-1	2	1	1	10	10	125	122
3	ESA	ESA	0-3	1-2	2	0	2	3	15	76	144

Pool B

	Name	CAN	ARG	GUA	Mat. played	Mat. won	Mat. lost	Games won	Games lost	Points won	Points lost
1	CAN	CAN	3-0	2-1	2	2	0	16	5	170	93
2	ARG	ARG	0-3	3-0	2	1	1	11	10	136	131
3	GUA	GUA	1-2	0-3	2	0	2	4	16	83	165

Pool C

	Name	BRA	COL	PER	VEN	Mat. played	Mat. won	Mat. lost	Games won	Games lost	Points won	Points lost
1	BRA	BRA	2-1	3-0	3-0	3	3	0	25	3	241	88
2	COL	COL	1-2	2-1	2-1	3	2	1	16	16	192	175
3	PER	PER	0-3	1-2	2-1	3	1	2	12	19	169	225
4	VEN	VEN	0-3	1-2	1-2	3	0	3	7	22	110	224

Final Standings

Posiciones finales / Posições Finais

Medal	Rank	Team
Gold	1	(COL) COL
Silver	2	(CAN) CAN
Bronze	3	(BRA) BRA
Bronze	3	(MEX) MEX
	5	(USA) USA
	6	(ARG) ARG
	7	(ESA) ESA
	8	(PER) PER
	9	(GUA) GUA
		(VEN) VEN

Results Summary by Event

Resumen de resultados por evento / Resumo dos Resultados por Evento

Match No.	Round	Time	Teams/Players	Result	Score	Duration HH:MM:SS
Date - 16 Jul 2007						
2	Qualifier Pool B	12:00	CAN (CAN) Beat (GUA) GUA	2-1	(3:0 3:0 1:3)	-
			RAZIK Shahier (CAN) Beat (GUA) MENDEZ Jose	3-0	(9-2 9-2 9-2)	-
			CLARKE Robin (CAN) Beat (GUA) SEDANO Mauricio	3-0	(9-1 9-6 9-3)	-
			DELIERRE Shawn (CAN) Lost to (GUA) ASTURIAS Luis	1-3	(4-9 4-9 9-1 7-9)	-
1	Qualifier Pool A	12:00	MEX (MEX) Beat (ESA) ESA	3-0	(3:0 3:0 3:0)	1:08:22
			GALVEZ Eric (MEX) Beat (ESA) WEISKOPFT R	3-0	(9-4 9-3 9-4)	20:41
			MENDEZ Marcos (MEX) Beat (ESA) GARCIA Byron	3-0	(9-7 9-5 9-1)	27:53
			BALTAZAR Jorge (MEX) Beat (ESA) CORONADO N	3-0	(9-3 9-6 9-2)	19:48
3	Qualifier Pool C	15:00	BRA (BRA) Beat (VEN) VEN	3-0	(3:0 3:0 3:0)	58:45
			ALARCON Rafael (BRA) Beat (VEN) MARIÑO Herman	3-0	(9-0 9-1 9-3)	22:31
			BARBOSA Luciano (BRA) Beat (VEN) HERNANDEZ Luis	3-0	(9-0 9-0 9-0)	15:08
			CONCEIÇÃO R (BRA) Beat (VEN) VALECILLO F	3-0	(9-4 9-4 9-1)	21:06
4	Qualifier Pool C	15:00	COL (COL) Beat (PER) PER	2-1	(1:3 3:2 3:0)	2:06:39
			RODRÍGUEZ MA (COL) Lost to (PER) ELIAS Jose	1-3	(9-1 6-9 4-9 6-9)	46:26
			CASTILLA Javier (COL) Beat (PER) DUANY Andres	3-2	(9-3 7-9 9-2 4-9 9-1)	1:00:53
			SAMPER Bernardo (COL) Beat (PER) DASSO Mauricio	3-0	(9-0 9-0 9-1)	19:20

Legend:

W/O Walkover DSQ Disqualified RET Retired

Medallists (Team)

Medallista (Equipos) / Medalhistas (Equipes)

As of 19 JUL 2007

Medal	NOC	Name	NOC Code
Gold	Colombia	RODRÍGUEZ Miguel A. SAMPER Bernardo CASTILLA Javier	COL
Silver	Canada	RAZIK Shahier DELIERRE Shawn CLARKE Robin	CAN
Bronze	Brazil	ALARCON Rafael CONCEIÇÃO Ronivaldo BARBOSA Luciano	BRA
Bronze	Mexico	GALVEZ Eric BALTAZAR Jorge MENDEZ Marcos	MEX

Daily Results Summary

Resumen diarios de los resultados / Resumo diário dos Resultados

SAT 14 JUL 2007

Time	Event	Round	Match No.	Teams/Players	NOC	Result	Score	Duration HH:MM:SS
9:00	MS	Round Of 32	1	PEZZOTA Robertino	ARG	3-0	(9-4 9-0 9-2)	19:57
				HERNANDEZ Luis	VEN			
	MS	Round Of 32	2	ELIAS Jose	PER	3-0	(9-4 9-1 9-1)	29:10
				ASTURIAS Luis	GUA			
10:00	MS	Round Of 32	3	GORDON Chris	USA	3-0	(9-5 9-0 9-1)	24:12
				DASSO Mauricio	PER			
	MS	Round Of 32	4	CONCEIÇÃO Ronivaldo	BRA	3-0	(9-6 9-2 9-2)	25:47
				PEZZOTA Rodrigo	ARG			
11:00	WS	Round Of 16	1	ETCHECHOURY Luz	ARG	0-3	(0-9 3-9 1-9)	20:32
				QUEBELL Michelle	USA			
	WS	Round Of 16	2	REDFERN Karen	BRA	3-0	(9-0 9-5 9-2)	17:53
				HERNANDEZ Nayelli	MEX			
12:00	WS	Round Of 16	3	MILLER Alana	CAN	3-0	(9-4 9-3 9-0)	22:58
				RESTREPO Maria Isabel	COL			
	WS	Round Of 16	4	ANGULO Silvia	COL	3-0	(9-4 9-4 9-6)	32:16
				FALCIONE Antonella	ARG			
17:00	MS	Round Of 16	7	RODRÍGUEZ Miguel A.	COL	3-0	(9-2 9-0 9-3)	24:55
				MENDEZ Jose	GUA			
	MS	Round Of 16	10	VALECILLO Francisco	VEN	0-3	(1-9 5-9 0-9)	23:05
				DELIERRE Shawn	CAN			
18:00	MS	Round Of 16	5	RAZIK Shahier	CAN	3-0	(9-0 9-2 9-1)	28:13
				WEISKOPFT Ricardo	ESA			
	MS	Round Of 16	6	ILLINGWORTH Julian	USA	3-1	(9-2 6-9 9-3 9-4)	52:38
				PEZZOTA Robertino	ARG			
19:00	MS	Round Of 16	9	GORDON Chris	USA	1-3	(7-9 8-10 9-5 5-9)	1:07:44
				BALTAZAR Jorge	MEX			
	MS	Round Of 16	11	CONCEIÇÃO Ronivaldo	BRA	1-3	(3-9 4-9 9-2 6-9)	50:18
				SAMPER Bernardo	COL			
20:00	MS	Round Of 16	8	ALARCON Rafael	BRA	3-0	(9-2 9-3 9-7)	36:09
				ELIAS Jose	PER			
	MS	Round Of 16	12	CORONADO Nelson	ESA	0-3	(1-9 0-9 0-9)	22:23
				GALVEZ Eric	MEX			

Legend:

MS	Men's Singles	WS	Women's Singles	MT	Men's Teams	WT	Women's Teams
W/O	Walkover	DSQ	Disqualified	RET	Retired		

Daily Results Summary

Resumen diarios de los resultados / Resumo diário dos Resultados

SUN 15 JUL 2007

Time	Event	Round	Match No.	Teams/Players	NOC	Result	Score	Duration HH:MM:SS
9:00	WS	Quarterfinals	5	GRAINGER Natalie	USA	3-0	(9-2 9-2 9-2)	17:38
				QUEBELL Michelle	USA			
	WS	Quarterfinals	6	RETA Runa	CAN	3-0	(9-2 9-3 9-2)	23:12
				REDFERN Karen	BRA			
10:00	WS	Quarterfinals	7	MILLER Alana	CAN	3-0	(9-0 9-0 9-5)	24:03
				SERAFINI Thaisa	BRA			
	WS	Quarterfinals	8	ANGULO Silvia	COL	0-3	(4-9 1-9 2-9)	28:02
				TERAN Samantha	MEX			
11:00	MS	Quarterfinals	13	RAZIK Shahier	CAN	0-3	(3-9 6-9 6-9)	58:23
				ILLINGWORTH Julian	USA			
	MS	Quarterfinals	14	RODRIGUEZ Miguel A.	COL	3-1	(4-9 9-1 9-7 9-5)	1:16:37
				ALARCON Rafael	BRA			
12:00	MS	Quarterfinals	15	BALTAZAR Jorge	MEX	1-3	(7-9 3-9 9-7 3-9)	1:10:34
				DELIERRE Shawn	CAN			
	MS	Quarterfinals	16	SAMPER Bernardo	COL	0-3	(6-9 5-9 2-9)	44:53
				GALVEZ Eric	MEX			
16:30	WS	Semifinals	9	GRAINGER Natalie	USA	3-0	(9-3 9-5 9-0)	17:35
				RETA Runa	CAN			
17:30	WS	Semifinals	10	MILLER Alana	CAN	3-2	(10-8 9-3 3-9 6-9 9-1)	1:19:16
				TERAN Samantha	MEX			
18:30	MS	Semifinals	17	ILLINGWORTH Julian	USA	3-2	(9-7 4-9 8-10 9-1 9-6)	1:35:26
				RODRIGUEZ Miguel A.	COL			
19:30	MS	Semifinals	18	DELIERRE Shawn	CAN	0-3	(3-9 3-9 7-9)	44:31
				GALVEZ Eric	MEX			

Legend:

MS	Men's Singles	WS	Women's Singles	MT	Men's Teams	WT	Women's Teams
W/O	Walkover	DSQ	Disqualified	RET	Retired		

Daily Results Summary

Resumen diarios de los resultados / Resumo diário dos Resultados

MON 16 JUL 2007

Time	Event	Round	Match No.	Teams/Players	NOC	Result	Score	Duration HH:MM:SS
9:00	WT	Qualifier Pool A	1	USA COL	USA COL	3-0	(3:0 3:0 3:0)	53:00
	WT	Qualifier Pool B	2	MEX ARG	MEX ARG	3-0	(3:0 3:0 3:0)	1:04:00
12:00	MT	Qualifier Pool A	1	MEX ESA	MEX ESA	3-0	(3:0 3:0 3:0)	1:08:22
	MT	Qualifier Pool B	2	CAN GUA	CAN GUA	2-1	(3:0 3:0 1:3)	-
15:00	MT	Qualifier Pool C	3	BRA VEN	BRA VEN	3-0	(3:0 3:0 3:0)	58:45
	MT	Qualifier Pool C	4	COL PER	COL PER	2-1	(1:3 3:2 3:0)	2:06:39
19:30	WS	Gold Medal Match	11	GRAINGER Natalie MILLER Alana	USA CAN	3-0	(9-1 9-0 9-1)	20:05
20:30	MS	Gold Medal Match	19	ILLINGWORTH Julian GALVEZ Eric	USA MEX	0-3	(0-9 4-9 7-9)	41:17

Legend:

MS	Men's Singles	WS	Women's Singles	MT	Men's Teams	WT	Women's Teams
W/O	Walkover	DSQ	Disqualified	RET	Retired		

Daily Results Summary

Resumen diarios de los resultados / Resumo diário dos Resultados

TUE 17 JUL 2007

Time	Event	Round	Match No.	Teams/Players	NOC	Result	Score	Duration HH:MM:SS
8:00	MT	Qualifier Pool A	5	USA ESA	USA ESA	2-1	(0:3 3:0 3:0)	1:05:56
	MT	Qualifier Pool B	6	ARG GUA	ARG GUA	3-0	(3:0 3:1 3:0)	1:56:36
11:00	MT	Qualifier Pool C	7	COL VEN	COL VEN	2-1	(3:1 3:0 0:3)	50:21
	WT	Qualifier Pool A	3	BRA COL	BRA COL	1-2	(0:3 3:1 1:3)	1:43:51
14:00	MT	Qualifier Pool C	8	BRA PER	BRA PER	3-0	(3:0 3:0 3:0)	1:26:16
	WT	Qualifier Pool B	4	CAN ARG	CAN ARG	3-0	(3:0 3:0 3:0)	1:04:31
17:00	MT	Qualifier Pool A	9	MEX USA	MEX USA	2-1	(1:3 3:1 3:0)	2:48:47
	MT	Qualifier Pool B	10	CAN ARG	CAN ARG	3-0	(3:0 3:2 3:0)	2:08:40
20:00	MT	Qualifier Pool C	11	BRA COL	BRA COL	2-1	(3:0 1:3 3:0)	49:27
	MT	Qualifier Pool C	12	PER VEN	PER VEN	2-1	(3:0 1:3 3:0)	1:46:29

Legend:

MS	Men's Singles	WS	Women's Singles	MT	Men's Teams	WT	Women's Teams
W/O	Walkover	DSQ	Disqualified	RET	Retired		

Daily Results Summary

Resumen diarios de los resultados / Resumo diário dos Resultados

WED 18 JUL 2007

Time	Event	Round	Match No.	Teams/Players	NOC	Result	Score	Duration HH:MM:SS
8:00	WT	Qualifier Pool A	5	USA BRA	USA BRA	3-0	(3:0 3:0 3:0)	1:02:20
	WT	Qualifier Pool B	6	MEX CAN	MEX CAN	1-2	(0:3 3:1 1:3)	1:32:06
11:00	MT	Quarterfinals	13	COL ARG	COL ARG	2-1	(3:1 0:3 3:0)	1:08:39
	MT	Quarterfinals	14	BRA USA	BRA USA	2-1	(3:1 3:1 0:2)	1:06:04
14:00	MT	Pos 7, 8 & 9 Pool A	15	ESA GUA	ESA GUA	2-1	(3:1 3:0 0:3)	2:24:31
17:00	WT	Semifinals	7	USA MEX	USA MEX	3-0	(3:0 3:0 3:0)	1:15:54
	WT	Semifinals	8	CAN COL	CAN COL	2-1	(3:0 3:0 0:2)	55:13
20:00	MT	Semifinals	16	MEX COL	MEX COL	0-2	(1:3 1:3 0:0)	2:30:41
	MT	Semifinals	17	BRA CAN	BRA CAN	0-2	(1:3 1:3 0:0)	57:50

Legend:

MS	Men's Singles	WS	Women's Singles	MT	Men's Teams	WT	Women's Teams
W/O	Walkover	DSQ	Disqualified	RET	Retired		

Daily Results Summary

Resumen diarios de los resultados / Resumo diário dos Resultados

THU 19 JUL 2007

Time	Event	Round	Match No.	Teams/Players	NOC	Result	Score	Duration HH:MM:SS																																																							
8:00	MT	Pos 7, 8 & 9 Pool A	18	ESA	ESA	2-1	(0:3 3:1 3:1)	2:33:29																																																							
				PER	PER				11:00	MT	Pos 5 & 6	19	ARG	ARG	1-2	(0:3 3:0 0:3)	1:36:38	USA	USA		WT	Pos 5 & 6	9	BRA	BRA	3-0	(3:0 3:0 3:0)	1:22:56	ARG	ARG	14:00	MT	Pos 7, 8 & 9 Pool A	20	GUA	GUA	0-3	(0:3 2:3 0:3)	1:42:28	PER	PER		WT	Gold Medal Match	10	USA	USA	1-2	(1:3 3:0 0:3)	1:42:05	CAN	CAN	17:00	MT	Gold Medal Match	21	COL	COL	2-0	(3:1 3:1 0:0)	2:26:24		
11:00	MT	Pos 5 & 6	19	ARG	ARG	1-2	(0:3 3:0 0:3)	1:36:38																																																							
				USA	USA					WT	Pos 5 & 6	9	BRA	BRA	3-0	(3:0 3:0 3:0)	1:22:56	ARG	ARG	14:00	MT	Pos 7, 8 & 9 Pool A	20	GUA	GUA	0-3	(0:3 2:3 0:3)	1:42:28	PER	PER		WT	Gold Medal Match	10	USA	USA	1-2	(1:3 3:0 0:3)	1:42:05	CAN	CAN	17:00	MT	Gold Medal Match	21	COL	COL	2-0	(3:1 3:1 0:0)	2:26:24					CAN	CAN							
	WT	Pos 5 & 6	9	BRA	BRA	3-0	(3:0 3:0 3:0)	1:22:56																																																							
				ARG	ARG				14:00	MT	Pos 7, 8 & 9 Pool A	20	GUA	GUA	0-3	(0:3 2:3 0:3)	1:42:28	PER	PER		WT	Gold Medal Match	10	USA	USA	1-2	(1:3 3:0 0:3)	1:42:05	CAN	CAN	17:00	MT	Gold Medal Match	21	COL	COL	2-0	(3:1 3:1 0:0)	2:26:24					CAN	CAN																		
14:00	MT	Pos 7, 8 & 9 Pool A	20	GUA	GUA	0-3	(0:3 2:3 0:3)	1:42:28																																																							
				PER	PER					WT	Gold Medal Match	10	USA	USA	1-2	(1:3 3:0 0:3)	1:42:05	CAN	CAN	17:00	MT	Gold Medal Match	21	COL	COL	2-0	(3:1 3:1 0:0)	2:26:24					CAN	CAN																													
	WT	Gold Medal Match	10	USA	USA	1-2	(1:3 3:0 0:3)	1:42:05																																																							
				CAN	CAN				17:00	MT	Gold Medal Match	21	COL	COL	2-0	(3:1 3:1 0:0)	2:26:24					CAN	CAN																																								
17:00	MT	Gold Medal Match	21	COL	COL	2-0	(3:1 3:1 0:0)	2:26:24																																																							
				CAN	CAN																																																										

Legend:

MS	Men's Singles	WS	Women's Singles	MT	Men's Teams	WT	Women's Teams
W/O	Walkover	DSQ	Disqualified	RET	Retired		

Results Summary by Event

Resumen de resultados por evento / Resumo dos Resultados por Evento

Match No.	Round	Time	Teams/Players	Result	Score	Duration HH:MM:SS
Date - 17 Jul 2007						
5	Qualifier Pool A	8:00	USA (USA) Beat (ESA) ESA	2-1	(0:3 3:0 3:0)	1:05:56
			ILLINGWORTH J (USA) Lost to (ESA) WEISKOPFT R	0-3	(3-9 0-9 6-9)	26:43
			GORDON Chris (USA) Beat (ESA) CORONADO N	3-0	(9-5 9-2 9-0)	20:23
			CROMBIE Jamie (USA) Beat (ESA) GARCIA Byron	3-0	(9-1 9-1 9-5)	18:50
6	Qualifier Pool B	8:00	ARG (ARG) Beat (GUA) GUA	3-0	(3:0 3:1 3:0)	1:56:36
			PEZZOTA R (ARG) Beat (GUA) MENDEZ Jose	3-0	(9-0 9-5 9-2)	29:54
			PEZZOTA Rodrigo (ARG) Beat (GUA) ASTURIAS Luis	3-1	(5-9 10-8 9-7 9-4)	56:34
			VALENZUELA M (ARG) Beat (GUA) SEDANO Mauricio	3-0	(9-2 9-2 9-1)	30:08
7	Qualifier Pool C	11:00	COL (COL) Beat (VEN) VEN	2-1	(3:1 3:0 0:3)	50:21
			RODRÍGUEZ MA (COL) Beat (VEN) MARIÑO Herman	3-1	(9-3 7-9 9-4 9-0)	37:44
			SAMPER Bernardo (COL) Beat (VEN) VALECILLO F	3-0	(9-0 9-0 9-1)	12:37
			CASTILLA Javier (COL) Lost to (VEN) HERNANDEZ Luis	0-3	(0-9 0-9 0-9)	-
8	Qualifier Pool C	14:00	BRA (BRA) Beat (PER) PER	3-0	(3:0 3:0 3:0)	1:26:16
			ALARCON Rafael (BRA) Beat (PER) ELIAS Jose	3-0	(9-0 10-9 9-7)	37:23
			CONCEIÇÃO R (BRA) Beat (PER) DASSO Mauricio	3-0	(9-1 9-3 9-2)	15:11
			BARBOSA Luciano (BRA) Beat (PER) DUANY Andres	3-0	(9-7 9-1 9-4)	33:42
9	Qualifier Pool A	17:00	MEX (MEX) Beat (USA) USA	2-1	(1:3 3:1 3:0)	2:48:47
			GALVEZ Eric (MEX) Lost to (USA) ILLINGWORTH J	1-3	(3-9 9-7 8-10 0-9)	57:47
			BALTAZAR Jorge (MEX) Beat (USA) GORDON Chris	3-1	(7-9 9-4 9-5 9-2)	1:05:45
			MENDEZ Marcos (MEX) Beat (USA) CROMBIE Jamie	3-0	(9-4 9-3 9-0)	45:15
10	Qualifier Pool B	17:00	CAN (CAN) Beat (ARG) ARG	3-0	(3:0 3:2 3:0)	2:08:40
			RAZIK Shahier (CAN) Beat (ARG) PEZZOTA R	3-0	(9-0 9-1 9-3)	24:42
			DELIERRE Shawn (CAN) Beat (ARG) PEZZOTA Rodrigo	3-2	(7-9 9-2 4-9 9-4 9-1)	1:02:54
			CLARKE Robin (CAN) Beat (ARG) VALENZUELA M	3-0	(9-6 9-8 9-6)	41:04
12	Qualifier Pool C	20:00	PER (PER) Beat (VEN) VEN	2-1	(3:0 1:3 3:0)	1:46:29
			ELIAS Jose (PER) Beat (VEN) MARIÑO Herman	3-0	(9-7 9-4 9-2)	37:01
			DASSO Mauricio (PER) Lost to (VEN) VALECILLO F	1-3	(9-10 10-8 8-10 1-9)	43:20
			DUANY Andres (PER) Beat (VEN) HERNANDEZ Luis	3-0	(9-3 9-0 9-0)	26:08
11	Qualifier Pool C	20:00	BRA (BRA) Beat (COL) COL	2-1	(3:0 1:3 2:0)	49:27
			ALARCON Rafael (BRA) Beat (COL) RODRÍGUEZ MA	3-0	(9-4 9-5 9-0)	19:55
			CONCEIÇÃO R (BRA) Lost to (COL) SAMPER Bernardo	1-3	(3-9 6-9 9-5 6-9)	29:32
			BARBOSA Luciano (BRA) - (COL) CASTILLA Javier	2-0	(9-0 9-0 0-0)	-

Legend:

W/O Walkover DSQ Disqualified RET Retired

Results Summary by Event

Resumen de resultados por evento / Resumo dos Resultados por Evento

Match No.	Round	Time	Teams/Players	Result	Score	Duration HH:MM:SS
Date - 18 Jul 2007						
13	Quarterfinals	11:00	COL (COL) Beat (ARG) ARG	2-1	(3:1 0:3 3:0)	1:08:39
			CASTILLA Javier (COL) Beat (ARG) VALENZUELA M	3-1	(6-9 9-2 9-1 9-7)	1:09
			RODRÍGUEZ MA (COL) Lost to (ARG) PEZZOTA R	0-3	(6-9 1-9 1-9)	32:28
			SAMPER Bernardo (COL) Beat (ARG) PEZZOTA Rodrigo	3-0	(9-6 9-1 9-6)	35:02
14	Quarterfinals	11:00	BRA (BRA) Beat (USA) USA	2-1	(3:1 3:1 0:2)	1:06:04
			BARBOSA Luciano (BRA) Beat (USA) CROMBIE Jamie	3-1	(7-9 9-2 9-0 9-2)	:54
			ALARCON Rafael (BRA) Beat (USA) ILLINGWORTH J	3-1	(8-10 9-4 9-4 9-4)	1:05:10
			CONCEIÇÃO R (BRA) - (USA) GORDON Chris	0-2	(0-9 0-9 0-0)	-
15	Pos 7, 8 & 9 Pool A14:00		ESA (ESA) Beat (GUA) GUA	2-1	(3:1 3:0 0:3)	2:24:31
			GARCIA Byron (ESA) Beat (GUA) SEDANO Mauricio	3-1	(8-10 9-3 9-7 9-7)	1:07:22
			WEISKOPFT R (ESA) Beat (GUA) MENDEZ Jose	3-0	(9-1 9-2 9-2)	26:01
			CORONADO N (ESA) Lost to (GUA) ASTURIAS Luis	0-3	(8-10 9-10 6-9)	51:08
16	Semifinals	20:00	MEX (MEX) Lost to (COL) COL	0-2	(1:3 1:3 0:0)	2:30:41
			MENDEZ Marcos (MEX) Lost to (COL) CASTILLA Javier	1-3	(4-9 9-4 4-9 4-9)	1:06:58
			GALVEZ Eric (MEX) Lost to (COL) RODRÍGUEZ MA	1-3	(0-0 5-9 7-9 3-9)	1:23:43
			BALTAZAR Jorge (MEX) - (COL) SAMPER Bernardo	0-0	(0-0)	-
17	Semifinals	20:00	BRA (BRA) Lost to (CAN) CAN	0-2	(1:3 1:3 0:0)	57:50
			BARBOSA Luciano (BRA) Lost to (CAN) CLARKE Robin	1-3	(5-9 9-5 7-9 4-9)	57:50
			ALARCON Rafael (BRA) Lost to (CAN) RAZIK Shahier	1-3	(6-9 9-4 6-9 6-9)	-
			CONCEIÇÃO R (BRA) - (CAN) DELIERRE Shawn	0-0	(0-0)	-
Date - 19 Jul 2007						
18	Pos 7, 8 & 9 Pool A 8:00		ESA (ESA) Beat (PER) PER	2-1	(0:3 3:1 3:1)	2:33:29
			GARCIA Byron (ESA) Lost to (PER) DUANY Andres	0-3	(7-9 0-9 1-9)	28:40
			WEISKOPFT R (ESA) Beat (PER) ELIAS Jose	3-1	(9-6 9-5 1-9 9-6)	1:22:35
			CORONADO N (ESA) Beat (PER) DASSO Mauricio	3-1	(9-5 4-9 9-2 9-2)	42:14
19	Pos 5 & 6	11:00	ARG (ARG) Lost to (USA) USA	1-2	(0:3 3:0 0:3)	1:36:38
			VALENZUELA M (ARG) Lost to (USA) CROMBIE Jamie	0-3	(3-9 3-9 0-9)	38:37
			PEZZOTA R (ARG) Beat (USA) ILLINGWORTH J	3-0	(9-2 9-6 9-3)	31:52
			PEZZOTA Rodrigo (ARG) Lost to (USA) GORDON Chris	0-3	(0-9 4-9 4-9)	26:09
20	Pos 7, 8 & 9 Pool A14:00		GUA (GUA) Lost to (PER) PER	0-3	(0:3 2:3 0:3)	1:42:28
			SEDANO Mauricio (GUA) Lost to (PER) DUANY Andres	0-3	(3-9 3-9 2-9)	39:17
			MENDEZ Jose (GUA) Lost to (PER) ELIAS Jose	2-3	(9-2 8-10 9-5 4-9 4-9)	1:03:11
			ASTURIAS Luis (GUA) Lost to (PER) DASSO Mauricio	0-3	(0-9 0-9 0-9)	-
21	Gold Medal Match	17:00	COL (COL) Beat (CAN) CAN	2-0	(3:1 3:1 0:0)	2:26:24
			CASTILLA Javier (COL) Beat (CAN) CLARKE Robin	3-1	(9-2 0-9 10-9 9-3)	51:32
			RODRÍGUEZ MA (COL) Beat (CAN) RAZIK Shahier	3-1	(0-9 10-9 9-4 9-7)	1:34:52
			SAMPER Bernardo (COL) - (CAN) DELIERRE Shawn	0-0	(0-0)	-

Legend:

W/O Walkover DSQ Disqualified RET Retired

Medal Standings

Posiciones de Medallas / Posições das Medalhas

AFTER 4 OF 4 EVENTS

As of 19 JUL 2007

Rank	NOC	Men				Women				Total				Rank By Total
		G	S	B	Tot	G	S	B	Tot	G	S	B	Tot	
1	CAN - Canada		1	1	2	1	1	1	3	1	2	2	5	1
2	USA - United States of America		1		1	1	1		2	1	2		3	=3
3	MEX - Mexico	1		1	2			2	2	1		3	4	2
4	COL - Colombia	1		1	2			1	1	1		2	3	=3
5	BRA - Brazil			1	1							1	1	5
	Total	2	2	4	8	2	2	4	8	4	4	8	16	

Natação
Natación
Swimming





Aquatic Park
Parque Aquático
Parque Acuático

Swimming
Natação / Natación

Medal Standings

Posições das Medalhas / Posiciones de Medallas

After 34 of 34 Events as of 25 JUL 2007

CORRECTED

Rank	NOC	Men				Women				Total				Rank by Total
		G	S	B	Tot	G	S	B	Tot	G	S	B	Tot	
1	USA - United States	6	10	2	18	15	5	3	23	21	15	5	41	1
2	BRA - Brazil	10	4	4	18	2	3	6	11	12	7	10	29	2
3	CAN - Canada	1		6	7		5	6	11	1	5	12	18	3
4	VEN - Venezuela		1	2	3		2		2		3	2	5	4
5	MEX - Mexico			1	1		2		2		2	1	3	5
6	ARG - Argentina		1		1			1	1		1	1	2	6
7	CAY - Cayman Islands		1		1						1		1	=7
8	BAR - Barbados			1	1							1	1	=7
8	PUR - Puerto Rico							1	1			1	1	=7
8	TRI - Trinidad & Tobago			1	1							1	1	=7
	Total NOCs = 10	17	17	17	51	17	17	17	51	34	34	34	102	

Legend

G Gold S Silver B Bronze Tot Total * Equal sign indicates that two or more NOCs share the same rank by total

Medallists by Event

Medalhistas por Evento / Medallista por Evento

After 32 of 32 Events

Event	Date	Medal	Name	NOC Code
Women's 50m Freestyle	18 JUL 2007	GOLD	GUSMÃO Rebeca	BRA
		SILVER	SEMECO Arlene	VEN
		BRONZE	GARCIA VEGA Vanessa	PUR
Women's 100m Freestyle	22 JUL 2007	GOLD	GUSMÃO Rebeca	BRA
		SILVER	SEMECO Arlene	VEN
		BRONZE	DELAROLI Flavia	BRA
Women's 200m Freestyle	20 JUL 2007	GOLD	OHLGREN Ava	USA
		SILVER	HORNER Stephanie	CAN
		BRONZE	FERREIRA Monique	BRA
Women's 400m Freestyle	17 JUL 2007	GOLD	RODRIQUEZ Jessica	USA
		SILVER	CASTANEDA MIYAMOTO Patricia Midori	MEX
		BRONZE	SHOWALTER Corinne	USA
Women's 800m Freestyle	20 JUL 2007	GOLD	BURCKLE Caroline	USA
		SILVER	CASTANEDA MIYAMOTO Patricia Midori	MEX
		BRONZE	KING Savannah	CAN
Women's 100m Backstroke	19 JUL 2007	GOLD	SMIT Julia	USA
		SILVER	MOLINA Fabiola	BRA
		BRONZE	WYCLIFFE Liz	CAN
Women's 200m Backstroke	22 JUL 2007	GOLD	CRIPPEN Teresa	USA
		SILVER	SMIT Julia	USA
		BRONZE	WYCLIFFE Liz	CAN
Women's 100m Breaststroke	19 JUL 2007	GOLD	McKEEHAN Michelle	USA
		SILVER	PIERSE Annamay	CAN
		BRONZE	TINNON Elizabeth	USA
Women's 200m Breaststroke	22 JUL 2007	GOLD	LEVERENZ Caitlin	USA
		SILVER	PIERSE Annamay	CAN
		BRONZE	HEHN Keri	USA
Women's 100m Butterfly	18 JUL 2007	GOLD	HERSEY Kathleen	USA
		SILVER	WOODWARD Sam	USA
		BRONZE	SILVA Gabriella	BRA
Women's 200m Butterfly	21 JUL 2007	GOLD	HERSEY Kathleen	USA
		SILVER	KALISZ Courtney	USA
		BRONZE	DIAS Daiene	BRA
Women's 200m Individual Medley	20 JUL 2007	GOLD	SMIT Julia	USA
		SILVER	KUKORS Emily	USA
		BRONZE	HORNER Stephanie	CAN
Women's 400m Individual Medley	17 JUL 2007	GOLD	HERSEY Kathleen	USA
		SILVER	CRIPPEN Teresa	USA
		BRONZE	BARDACH Georgina	ARG
Women's 4x100m Freestyle	19 JUL 2007	GOLD	SMIT Julia	USA
			WOODWARD Sam	
			KUKORS Emily	
			CORREIA Maritza	
		SILVER	BARBOSA Tatiana	BRA
			DELAROLI Flavia	
			FERREIRA Monique	
			GUSMÃO Rebeca	
		BRONZE	COLLINS Elizabeth	CAN
			MITCHELL Seanna	
	CHARRON-WATSON Chanelle			
	BELL Hilary			

Medallists by Event

Medalistas por Evento / Medallista por Evento

After 32 of 32 Events

Event	Date	Medal	Name	NOC Code
Women's 4x200m Freestyle	18 JUL 2007	GOLD	RODRIQUEZ Jessica	USA
			KUKORS Emily	
			OHLGREN Ava	
			CARROLL Katie	
		SILVER	CHARRON-WATSON Chanelle	CAN
			COLLINS Elizabeth	
			BELL Hilary	
			HORNER Stephanie	
		BRONZE	BARBOSA Tatiana	BRA
			FERREIRA Monique	
			LYRIO Manuella	
			BARACHO Paula	
Women's 4x100m Medley Relay	22 JUL 2007	GOLD	SMIT Julia	USA
			McKEEHAN Michelle	
			HERSEY Kathleen	
			CORREIA Maritza	
		SILVER	WYCLIFFE Liz	CAN
			PIERSE Annamay	
			HORNER Stephanie	
			CHARRON-WATSON Chanelle	
		BRONZE	MOLINA Fabiola	BRA
			SAKEMI Tatiane	
			DIAS Daiene	
			GUSMÃO Rebeca	
Men's 50m Freestyle	22 JUL 2007	GOLD	CIELO FILHO Cesar	BRA
		SILVER	SANTOS Nicholas	BRA
		BRONZE	BOVELL George	TRI
Men's 100m Freestyle	18 JUL 2007	GOLD	CIELO FILHO Cesar	BRA
		SILVER	MEOLANS Jose Martin	ARG
		BRONZE	WOODWARD Gabriel	USA
Men's 200m Freestyle	20 JUL 2007	GOLD	OWEN Matthew	USA
		SILVER	FRASER Shaune	CAY
		BRONZE	SIOUI Adam	CAN
Men's 400m Freestyle	18 JUL 2007	GOLD	PATTON Matt	USA
		SILVER	WORK Tobias	USA
		BRONZE	NEGREIROS Armando	BRA
Men's 1500m Freestyle	21 JUL 2007	GOLD	PETERSON Charles	USA
		SILVER	MONASTERIO Ricardo	VEN
		BRONZE	MAITLAND Kier	CAN
Men's 100m Backstroke	22 JUL 2007	GOLD	BAL Randall	USA
		SILVER	MARSHALL Peter	USA
		BRONZE	PEREIRA Thiago	BRA
Men's 200m Backstroke	19 JUL 2007	GOLD	PEREIRA Thiago	BRA
		SILVER	CLARY Scott	USA
		BRONZE	SALATTA Lucas	BRA
Men's 100m Breaststroke	18 JUL 2007	GOLD	DICKENS Scott	CAN
		SILVER	GANGLOFF Mark	USA
		BRONZE	BOIS Mathieu	CAN
Men's 200m Breaststroke	21 JUL 2007	GOLD	PEREIRA Thiago	BRA
		SILVER	BARBOSA Henrique	BRA
		BRONZE	SPANN Scott	USA
Men's 100m Butterfly	18 JUL 2007	GOLD	ALMEIDA Kaio Marcio	BRA
		SILVER	MANGABEIRA Gabriel	BRA
		BRONZE	SUBIRATS Albert	VEN

Medallists by Event

Medalhistas por Evento / Medallista por Evento

After 32 of 32 Events

Event	Date	Medal	Name	NOC Code
Men's 200m Butterfly	21 JUL 2007	GOLD	ALMEIDA Kaio Marcio	BRA
		SILVER	ERAZO Eddie	USA
		BRONZE	VELOZ DAVILA Juan Jose	MEX
Men's 200m Individual Medley	20 JUL 2007	GOLD	PEREIRA Thiago	BRA
		SILVER	MARGALIS Robert	USA
		BRONZE	ALLY Bradley	BAR
Men's 400m Individual Medley	17 JUL 2007	GOLD	PEREIRA Thiago	BRA
		SILVER	MARGALIS Robert	USA
		BRONZE	BEAVERS Keith	CAN
Men's 4x100m Freestyle	20 JUL 2007	GOLD	SILVA Fernando	BRA
			DEBONI Eduardo	
			OLIVEIRA Nicolas	
			CIELO FILHO Cesar	
		SILVER	WOODWARD Gabriel	USA
			BERENS Ricky	
			ROGERS Dale	
			GRANT Andy	
		BRONZE	SUBIRATS Albert	VEN
			ALESI Octavio	
			ROJAS Luis	
			ACUÑA Crox	
Men's 4x200m Freestyle	17 JUL 2007	GOLD	PEREIRA Thiago	BRA
			CASTRO Rodrigo	
			SALATTA Lucas	
			OLIVEIRA Nicolas	
		SILVER	BERENS Ricky	USA
			OWEN Matthew	
			GRANT Andy	
			MARGALIS Robert	
		BRONZE	HANKEWICH Chad	CAN
			HIRNIAK Stefan	
			WOLLACH Pascal	
			SIOUI Adam	
Men's 4x100m Medley Relay	22 JUL 2007	GOLD	BAL Randall	USA
			GANGLOFF Mark	
			BERENS Ricky	
			GRANT Andy	
		SILVER	PEREIRA Thiago	BRA
			BARBOSA Henrique	
			ALMEIDA Kaio Marcio	
			CIELO FILHO Cesar	
		BRONZE	HAWES Matthew	CAN
			DICKENS Scott	
			BARTOCH Joe	
			SIOUI Adam	

Multi-Medallists at These Games

Multi-Medallistas nestes Jogos / Mayor Medallista de estos juegos

After 32 of 32 Events

Rank	Name	NOC Code	Event	Medal	Total No. of Medals	Rank by Total
1	PEREIRA Thiago	BRA	Men's 400m Individual Medley	Gold	8	1
			Men's 4x200m Freestyle	Gold		
			Men's 200m Backstroke	Gold		
			Men's 200m Individual Medley	Gold		
			Men's 4x100m Freestyle	Gold		
			Men's 200m Breaststroke	Gold		
			Men's 100m Backstroke	Bronze		
			Men's 4x100m Medley Relay	Silver		
2	SMIT Julia	USA	Women's 100m Backstroke	Gold	5	2
			Women's 4x100m Freestyle	Gold		
			Women's 200m Individual Medley	Gold		
			Women's 200m Backstroke	Silver		
			Women's 4x100m Medley Relay	Gold		
3	HERSEY Kathleen	USA	Women's 400m Individual Medley	Gold	4	=3
			Women's 100m Butterfly	Gold		
			Women's 200m Butterfly	Gold		
			Women's 4x100m Medley Relay	Gold		
4	CIELO FILHO Cesar	BRA	Men's 100m Freestyle	Gold	4	=3
			Men's 4x100m Freestyle	Gold		
			Men's 50m Freestyle	Gold		
			Men's 4x100m Medley Relay	Silver		
5	GUSMÃO Rebeca	BRA	Women's 50m Freestyle	Gold	4	=3
			Women's 4x100m Freestyle	Silver		
			Women's 100m Freestyle	Gold		
			Women's 4x100m Medley Relay	Bronze		
6	ALMEIDA Kaio Marcio	BRA	Men's 100m Butterfly	Gold	3	=7
			Men's 200m Butterfly	Gold		
			Men's 4x100m Medley Relay	Silver		
6	KUKORS Emily	USA	Women's 4x200m Freestyle	Gold	3	=7
			Women's 4x100m Freestyle	Gold		
			Women's 200m Individual Medley	Silver		
6	CRIPPEN Teresa	USA	Women's 400m Individual Medley	Silver	3	=7
			Women's 4x200m Freestyle	Gold		
			Women's 200m Backstroke	Gold		
9	OLIVEIRA Nicolas	BRA	Men's 4x200m Freestyle	Gold	2	=21
			Men's 4x100m Freestyle	Gold		
9	BAL Randall	USA	Men's 100m Backstroke	Gold	2	=21
			Men's 4x100m Medley Relay	Gold		
9	RODRIQUEZ Jessica	USA	Women's 400m Freestyle	Gold	2	=21
			Women's 4x200m Freestyle	Gold		
9	McKEEHAN Michelle	USA	Women's 100m Breaststroke	Gold	2	=21
			Women's 4x100m Medley Relay	Gold		
9	OHLGREN Ava	USA	Women's 4x200m Freestyle	Gold	2	=21
			Women's 200m Freestyle	Gold		
9	CORREIA Maritza	USA	Women's 4x100m Freestyle	Gold	2	=21
			Women's 4x100m Medley Relay	Gold		
9	THIES Lauren	USA	Women's 4x200m Freestyle	Gold	2	=21
			Women's 4x100m Freestyle	Gold		
16	GRANT Andy	USA	Men's 4x200m Freestyle	Silver	3	=7
			Men's 4x100m Freestyle	Silver		
			Men's 4x100m Medley Relay	Gold		
16	BERENS Ricky	USA	Men's 4x200m Freestyle	Silver	3	=7
			Men's 4x100m Freestyle	Silver		
			Men's 4x100m Medley Relay	Gold		

Multi-Medallists at These Games

Multi-Medallistas nestes Jogos / Mayor Medallista de estos juegos

After 32 of 32 Events

Rank	Name	NOC Code	Event	Medal	Total No. of Medals	Rank by Total
18	SALATTA Lucas	BRA	Men's 4x200m Freestyle	Gold	3	=7
			Men's 200m Backstroke	Bronze		
			Men's 4x100m Medley Relay	Silver		
19	DEBONI Eduardo	BRA	Men's 4x100m Freestyle	Gold	2	=21
			Men's 4x100m Medley Relay	Silver		
19	SANTOS Nicholas	BRA	Men's 4x100m Freestyle	Gold	2	=21
			Men's 50m Freestyle	Silver		
19	MARSHALL Peter	USA	Men's 100m Backstroke	Silver	2	=21
			Men's 4x100m Medley Relay	Gold		
19	GANGLOFF Mark	USA	Men's 100m Breaststroke	Silver	2	=21
			Men's 4x100m Medley Relay	Gold		
19	RIGHI Alex	USA	Men's 4x100m Freestyle	Silver	2	=21
			Men's 4x100m Medley Relay	Gold		
19	WOODWARD Sam	USA	Women's 100m Butterfly	Silver	2	=21
			Women's 4x100m Freestyle	Gold		
19	OWEN Matthew	USA	Men's 4x200m Freestyle	Silver	2	=21
			Men's 200m Freestyle	Gold		
26	DICKENS Scott	CAN	Men's 100m Breaststroke	Gold	2	=21
			Men's 4x100m Medley Relay	Bronze		
27	HORNER Stephanie	CAN	Women's 4x200m Freestyle	Silver	4	=3
			Women's 200m Individual Medley	Bronze		
			Women's 200m Freestyle	Silver		
			Women's 4x100m Medley Relay	Silver		
28	MARGALIS Robert	USA	Men's 400m Individual Medley	Silver	3	=7
			Men's 4x200m Freestyle	Silver		
			Men's 200m Individual Medley	Silver		
28	PIERSE Annamay	CAN	Women's 100m Breaststroke	Silver	3	=7
			Women's 200m Breaststroke	Silver		
			Women's 4x100m Medley Relay	Silver		
30	COLLINS Elizabeth	CAN	Women's 4x200m Freestyle	Silver	3	=7
			Women's 4x100m Freestyle	Bronze		
			Women's 4x100m Medley Relay	Silver		
30	CHARRON-WATSON Chanelle	CAN	Women's 4x200m Freestyle	Silver	3	=7
			Women's 4x100m Freestyle	Bronze		
			Women's 4x100m Medley Relay	Silver		
32	CASTAÑEDA MIYAMOTO Patricia Midori	MEX	Women's 400m Freestyle	Silver	2	=21
			Women's 800m Freestyle	Silver		
32	SEMECO Arlene	VEN	Women's 50m Freestyle	Silver	2	=21
			Women's 100m Freestyle	Silver		
32	MANGABEIRA Gabriel	BRA	Men's 100m Butterfly	Silver	2	=21
			Men's 4x100m Medley Relay	Silver		
32	BARBOSA Henrique	BRA	Men's 200m Breaststroke	Silver	2	=21
			Men's 4x100m Medley Relay	Silver		
36	DELAROLI Flavia	BRA	Women's 4x100m Freestyle	Silver	3	=7
			Women's 100m Freestyle	Bronze		
			Women's 4x100m Medley Relay	Bronze		
36	WYCLIFFE Liz	CAN	Women's 100m Backstroke	Bronze	3	=7
			Women's 200m Backstroke	Bronze		
			Women's 4x100m Medley Relay	Silver		
36	FERREIRA Monique	BRA	Women's 4x200m Freestyle	Bronze	3	=7
			Women's 4x100m Freestyle	Silver		
			Women's 200m Freestyle	Bronze		
39	BARBOSA Tatiana	BRA	Women's 4x200m Freestyle	Bronze	2	=21
			Women's 4x100m Freestyle	Silver		

Multi-Medallists at These Games

Multi-Medallistas nestes Jogos / Mayor Medallista de estos juegos

After 32 of 32 Events

Rank	Name	NOC Code	Event	Medal	Total No. of Medals	Rank by Total
39	LYRIO Manuella	BRA	Women's 4x200m Freestyle	Bronze	2	=21
			Women's 4x100m Freestyle	Silver		
39	MOLINA Fabiola	BRA	Women's 100m Backstroke	Silver	2	=21
			Women's 4x100m Medley Relay	Bronze		
39	WOODWARD Gabriel	USA	Men's 100m Freestyle	Bronze	2	=21
			Men's 4x100m Freestyle	Silver		
39	KING Savannah	CAN	Women's 4x200m Freestyle	Silver	2	=21
			Women's 800m Freestyle	Bronze		
39	BELL Hilary	CAN	Women's 4x200m Freestyle	Silver	2	=21
			Women's 4x100m Freestyle	Bronze		
45	SIOUI Adam	CAN	Men's 4x200m Freestyle	Bronze	3	=7
			Men's 200m Freestyle	Bronze		
			Men's 4x100m Medley Relay	Bronze		
46	SUBIRATS Albert	VEN	Men's 100m Butterfly	Bronze	2	=21
			Men's 4x100m Freestyle	Bronze		
46	SILVA Gabriella	BRA	Women's 100m Butterfly	Bronze	2	=21
			Women's 4x100m Medley Relay	Bronze		
46	DIAS Daiene	BRA	Women's 200m Butterfly	Bronze	2	=21
			Women's 4x100m Medley Relay	Bronze		
46	BOIS Mathieu	CAN	Men's 100m Breaststroke	Bronze	2	=21
			Men's 4x100m Medley Relay	Bronze		
46	HANKEWICH Chad	CAN	Men's 4x200m Freestyle	Bronze	2	=21
			Men's 4x100m Medley Relay	Bronze		

Legend
* Equal sign indicates that two or more athletes share the same rank by total



Aquatic Park
Parque Aquático
Parque Acuático

18 JUL 2007
10:08

Swimming

Natação / Natación

Women's 50m Freestyle

50m Livre Feminino / 50m Libre Femenino

Final - Heat 1

Finais - Heat 1 / Finales - Heat 1

Results

Resultados / Resultados

WR	24.13	DE BRUIJN Inge	NED	Sydney (AUS)	22 SEP 2000
PR	25.14	SEMECO Arlene	VEN	Rio de Janeiro (BRA)	17 JUL 2007

Final

Event No. 1

Rank	Lane	Name	NOC Code	R.T.	Time	Time Behind	
1	5	GUSMÃO Rebeca	BRA	0.66	25.05		PR
2	4	SEMECO Arlene	VEN	0.72	25.22	0.17	
3	6	GARCIA VEGA Vanessa	PUR	0.74	25.46	0.41	
4	3	DELAROLI Flavia	BRA	0.74	25.52	0.47	
5	7	CORREIA Maritza	USA	0.76	25.63	0.58	
6	2	WOODWARD Sam	USA	0.78	25.79	0.74	
7	8	VILAR Ximena	VEN	0.76	26.40	1.35	
8	1	MITCHELL Seanna	CAN	0.80	26.43	1.38	

Legend							
WR	World Record	=WR	Equal World Record	OR	Olympic Record	=OR	Equal Olympic Record
AF	African Record	=AF	Equal African Record	AM	Americas Record	=AM	Equal Americas Record
AS	Asian Record	=AS	Equal Asian Record	EU	European Record	=EU	Equal European Record
OC	Oceania Record	=OC	Equal Oceania Record	DNF	Did not Finish	DNS	Did not Start
R.T.	Reaction Time	DSQ	Disqualified				



Aquatic Park
Parque Aquático
Parque Acuático

17 JUL 2007
10:00

Swimming

Natação / Natación

Women's 50m Freestyle

50m Livre Feminino / 50m Libre Femenino

Semifinals - Heat 1

Semifinais - Heat 1 / Semifinales - Heat 1

Results

Resultados / Resultados

WR	24.13	DE BRUIJN Inge	NED	Sydney (AUS)	22 SEP 2000
PR	25.24	JOYCE Kara	USA	Santo Domingo (DOM)	16 AUG 2003

Semifinal 1 of 2

Event No. 1

Rank	Lane	Name	NOC Code	R.T.	Time	Time Behind	
1	4	SEMECO Arlene	VEN	0.74	25.14		PR
2	5	GUSMÃO Rebeca	BRA	0.68	25.26	0.12	
3	3	GARCIA VEGA Vanessa	PUR	0.72	25.69	0.55	
4	8	VILAR Ximena	VEN	0.78	26.56	1.42	
5	2	Mc LEAN Sharntelle	TRI	0.69	26.57	1.43	
6	1	COLLINS Elizabeth	CAN	0.81	26.73	1.59	
7	7	COLORADO HENAO Carolina Colorado	COL	0.82	26.75	1.61	
8	6	IBÁÑEZ LOPEZ Liliana	MEX	0.75	26.89	1.75	

Legend			
WR	World Record	=WR	Equal World Record
AF	African Record	=AF	Equal African Record
AS	Asian Record	=AS	Equal Asian Record
OC	Oceania Record	=OC	Equal Oceania Record
R.T.	Reaction Time	DSQ	Disqualified
		OR	Olympic Record
		AM	Americas Record
		EU	European Record
		DNF	Did not Finish
		DNS	Did not Start
		=OR	Equal Olympic Record
		=AM	Equal Americas Record
		=EU	Equal European Record



Aquatic Park
Parque Aquático
Parque Acuático

17 JUL 2007
10:00

Swimming

Natação / Natación

Women's 50m Freestyle

50m Livre Feminino / 50m Libre Femenino

Semifinals - Heat 2

Semifinais - Heat 2 / Semifinales - Heat 2

Results

Resultados / Resultados

WR	24.13	DE BRUIJN Inge	NED	Sydney (AUS)	22 SEP 2000
PR	25.14	SEMECO Arlene	VEN	Rio de Janeiro (BRA)	17 JUL 2007

Semifinal 2 of 2

Event No. 1

Rank	Lane	Name	NOC Code	R.T.	Time	Time Behind	
1	4	DELAROLI Flavia	BRA	0.72	25.34		
2	5	WOODWARD Sam	USA	0.80	25.74	0.40	
3	3	CORREIA Maritza	USA	0.74	25.81	0.47	
4	6	MITCHELL Seanna	CAN	0.80	26.36	1.02	
5	1	ATKINSON Alia	JAM	0.72	26.74	1.40	
6	7	VANDERPOOL-WALLACE Arianna	BAH	0.70	26.80	1.46	
7	8	MOODIE Natasha	JAM	0.72	26.85	1.51	
8	2	BAHAMONDE CABELLO Yamile	ECU	0.77	26.99	1.65	

Legend							
WR	World Record	=WR	Equal World Record	OR	Olympic Record	=OR	Equal Olympic Record
AF	African Record	=AF	Equal African Record	AM	Americas Record	=AM	Equal Americas Record
AS	Asian Record	=AS	Equal Asian Record	EU	European Record	=EU	Equal European Record
OC	Oceania Record	=OC	Equal Oceania Record				
R.T.	Reaction Time	DSQ	Disqualified	DNF	Did not Finish	DNS	Did not Start



Aquatic Park
Parque Aquático
Parque Acuático

17 JUL 2007
10:00

Swimming

Natação / Natación

Women's 50m Freestyle

50m Livre Feminino / 50m Libre Femenino

Semifinals

Semifinais / Semifinales

Results Summary

Resumo dos Resultados / Resumen de Resultados

WR	24.13	DE BRUIJN Inge	NED	Sydney (AUS)	22 SEP 2000
PR	25.24	JOYCE Kara	USA	Santo Domingo (DOM)	16 AUG 2003

Semifinals

Event No. 1

Rank	Heat	Lane	Name	NOC Code	R.T.	Time	Time Behind	
1	1	4	SEMECO Arlene	VEN	0.74	25.14		PR
2	1	5	GUSMÃO Rebeca	BRA	0.68	25.26	0.12	
3	2	4	DELAROLI Flavia	BRA	0.72	25.34	0.20	
4	1	3	GARCIA VEGA Vanessa	PUR	0.72	25.69	0.55	
5	2	5	WOODWARD Sam	USA	0.80	25.74	0.60	
6	2	3	CORREIA Maritza	USA	0.74	25.81	0.67	
7	2	6	MITCHELL Seanna	CAN	0.80	26.36	1.22	
8	1	8	VILAR Ximena	VEN	0.78	26.56	1.42	
9	1	2	Mc LEAN Sharntelle	TRI	0.69	26.57	1.43	
10	1	1	COLLINS Elizabeth	CAN	0.81	26.73	1.59	
11	2	1	ATKINSON Alia	JAM	0.72	26.74	1.60	
12	1	7	COLORADO HENAO Carolina Colorado	COL	0.82	26.75	1.61	
13	2	7	VANDERPOOL-WALLACE Arianna	BAH	0.70	26.80	1.66	
14	2	8	MOODIE Natasha	JAM	0.72	26.85	1.71	
15	1	6	IBANEZ LOPEZ Liliana	MEX	0.75	26.89	1.75	
16	2	2	BAHAMONDE CABELLO Yamile	ECU	0.77	26.99	1.85	

Legend			
WR	World Record	=WR	Equal World Record
AF	African Record	=AF	Equal African Record
AS	Asian Record	=AS	Equal Asian Record
OC	Oceania Record	=OC	Equal Oceania Record
R.T.	Reaction Time	DSQ	Disqualified
		OR	Olympic Record
		AM	Americas Record
		EU	European Record
		DNF	Did not Finish
		=OR	Equal Olympic Record
		=AM	Equal Americas Record
		=EU	Equal European Record
		DNS	Did not Start



Aquatic Park
Parque Aquático
Parque Acuático

16 JUL 2007
19:00

Swimming

Natação / Natación

Women's 50m Freestyle

50m Livre Feminino / 50m Libre Femenino

Heats - Heat 1

Séries - Heat 1 / Series - Heat 1

Results

Resultados / Resultados

WR	24.13	DE BRUIJN Inge	NED	Sydney (AUS)	22 SEP 2000
PR	25.24	JOYCE Kara	USA	Santo Domingo (DOM)	16 AUG 2003

Heat 1 of 3

Event No. 1

Rank	Lane	Name	NOC Code	R.T.	Time	Time Behind
1	5	WOODWARD Sam	USA	0.78	25.56	
2	4	GUSMÃO Rebeca	BRA	0.66	25.60	0.04
3	6	IBANEZ LOPEZ Liliana	MEX	0.75	26.57	1.01
4	3	BAHAMONDE CABELLO Yamile	ECU	0.79	26.61	1.05
5	2	DEVEAUX Nikia Deveaux	BAH	0.70	27.15	1.59
6	7	THOMPSON Cherelle	TRI	0.85	27.51	1.95
7	8	CICILSON Nishani	SUR	0.84	27.74	2.18

Legend							
WR	World Record	=WR	Equal World Record	OR	Olympic Record	=OR	Equal Olympic Record
AF	African Record	=AF	Equal African Record	AM	Americas Record	=AM	Equal Americas Record
AS	Asian Record	=AS	Equal Asian Record	EU	European Record	=EU	Equal European Record
OC	Oceania Record	=OC	Equal Oceania Record				
R.T.	Reaction Time	DSQ	Disqualified	DNF	Did not Finish	DNS	Did not Start



Aquatic Park
Parque Aquático
Parque Acuático

16 JUL 2007
19:00

Swimming

Natação / Natación

Women's 50m Freestyle

50m Livre Feminino / 50m Libre Femenino

Heats - Heat 2

Séries - Heat 2 / Series - Heat 2

Results

Resultados / Resultados

WR	24.13	DE BRUIJN Inge	NED	Sydney (AUS)	22 SEP 2000
PR	25.24	JOYCE Kara	USA	Santo Domingo (DOM)	16 AUG 2003

Heat 2 of 3

Event No. 1

Rank	Lane	Name	NOC Code	R.T.	Time	Time Behind	
1	5	DELAROLI Flavia	BRA	0.73	25.35		
2	4	CORREIA Maritza	USA	0.73	25.74	0.39	
3	3	MITCHELL Seanna	CAN	0.78	26.28	0.93	
4	2	VANDERPOOL-WALLACE Arianna	BAH	0.72	26.67	1.32	
5	7	COLLINS Elizabeth	CAN	0.83	26.77	1.42	
6	6	MOODIE Natasha	JAM	0.71	26.85	1.50	
7	1	ISENIA Nilshaira	AHO	0.77	27.39	2.04	
8	8	AITKEN Kiera	BER	0.68	27.67	2.32	

Legend							
WR	World Record	=WR	Equal World Record	OR	Olympic Record	=OR	Equal Olympic Record
AF	African Record	=AF	Equal African Record	AM	Americas Record	=AM	Equal Americas Record
AS	Asian Record	=AS	Equal Asian Record	EU	European Record	=EU	Equal European Record
OC	Oceania Record	=OC	Equal Oceania Record				
R.T.	Reaction Time	DSQ	Disqualified	DNF	Did not Finish	DNS	Did not Start



Aquatic Park
Parque Acuático
Parque Acuático

16 JUL 2007
19:00

Swimming
Natação / Natación

Women's 50m Freestyle
50m Livre Feminino / 50m Libre Femenino

Heats - Heat 3
Séries - Heat 3 / Series - Heat 3

Results

Resultados / Resultados

WR	24.13	DE BRUIJN Inge	NED	Sydney (AUS)	22 SEP 2000
PR	25.24	JOYCE Kara	USA	Santo Domingo (DOM)	16 AUG 2003

Heat 3 of 3

Event No. 1

Rank	Lane	Name	NOC Code	R.T.	Time	Time Behind	
1	5	SEMECO Arlene	VEN	0.77	25.40		
2	4	GARCIA VEGA Vanessa	PUR	0.75	25.82	0.42	
3	3	Mc LEAN Sharntelle	TRI	0.71	26.64	1.24	
4	7	COLORADO HENAO Carolina Colorado	COL	0.76	26.69	1.29	
5	6	ATKINSON Alia	JAM	0.72	26.71	1.31	
6	2	VILAR Ximena	VEN	0.81	26.85	1.45	
7	8	FAJARDO SIERRA Sharon Paola	HON	0.67	27.37	1.97	
8	1	PUMAR Elsa	URU	0.76	28.40	3.00	

Legend							
WR	World Record	=WR	Equal World Record	OR	Olympic Record	=OR	Equal Olympic Record
AF	African Record	=AF	Equal African Record	AM	Americas Record	=AM	Equal Americas Record
AS	Asian Record	=AS	Equal Asian Record	EU	European Record	=EU	Equal European Record
OC	Oceania Record	=OC	Equal Oceania Record	DNF	Did not Finish	DNS	Did not Start
R.T.	Reaction Time	DSQ	Disqualified				



Aquatic Park
Parque Aquático
Parque Acuático

16 JUL 2007
19:00

Swimming

Natação / Natación

Women's 50m Freestyle

50m Livre Feminino / 50m Libre Femenino

Heats

Séries / Series

Results Summary

Resumo dos Resultados / Resumen de Resultados

WR	24.13	DE BRUIJN Inge	NED	Sydney (AUS)	22 SEP 2000
PR	25.24	JOYCE Kara	USA	Santo Domingo (DOM)	16 AUG 2003

Heats

Event No. 1

Rank	Heat	Lane	Name	NOC Code	R.T.	Time	Time Behind
1	2	5	DELAROLI Flavia	BRA	0.73	25.35	
2	3	5	SEMECO Arlene	VEN	0.77	25.40	0.05
3	1	5	WOODWARD Sam	USA	0.78	25.56	0.21
4	1	4	GUSMÃO Rebeca	BRA	0.66	25.60	0.25
5	2	4	CORREIA Maritza	USA	0.73	25.74	0.39
6	3	4	GARCIA VEGA Vanessa	PUR	0.75	25.82	0.47
7	2	3	MITCHELL Seanna	CAN	0.78	26.28	0.93
8	1	6	IBÁÑEZ LOPEZ Liliana	MEX	0.75	26.57	1.22
9	1	3	BAHAMONDE CABELLO Yamile	ECU	0.79	26.61	1.26
10	3	3	Mc LEAN Sharntelle	TRI	0.71	26.64	1.29
11	2	2	VANDERPOOL-WALLACE Arianna	BAH	0.72	26.67	1.32
12	3	7	COLORADO HENAO Carolina Colorado	COL	0.76	26.69	1.34
13	3	6	ATKINSON Alia	JAM	0.72	26.71	1.36
14	2	7	COLLINS Elizabeth	CAN	0.83	26.77	1.42
15	2	6	MOODIE Natasha	JAM	0.71	26.85	1.50
15	3	2	VILAR Ximena	VEN	0.81	26.85	1.50
17	1	2	DEVEAUX Nikia Deveaux	BAH	0.70	27.15	1.80
18	3	8	FAJARDO SIERRA Sharon Paola	HON	0.67	27.37	2.02
19	2	1	ISENIA Nilshaira	AHO	0.77	27.39	2.04
20	1	7	THOMPSON Cherelle	TRI	0.85	27.51	2.16
21	2	8	AITKEN Kiera	BER	0.68	27.67	2.32
22	1	8	CICILSON Nishani	SUR	0.84	27.74	2.39
23	3	1	PUMAR Elsa	URU	0.76	28.40	3.05
			KETELAARS Silvie	AHO		DNS	

Legend			
WR	World Record	=WR	Equal World Record
AF	African Record	=AF	Equal African Record
AS	Asian Record	=AS	Equal Asian Record
OC	Oceania Record	=OC	Equal Oceania Record
R.T.	Reaction Time	DSQ	Disqualified
		OR	Olympic Record
		AM	Americas Record
		EU	European Record
		DNF	Did not Finish
		=OR	Equal Olympic Record
		=AM	Equal Americas Record
		=EU	Equal European Record
		DNS	Did not Start



Aquatic Park
Parque Acuático
Parque Acuático

22 JUL 2007
10:00

Swimming

Natação / Natación

Women's 100m Freestyle

100m Libre Feminino / 100m Libre Femenino

Final - Heat 1

Finais - Heat 1 / Finales - Heat 1

Results

Resultados / Resultados

WR	53.30	25.84	STEFFEN Britta	GER	Budapest (HUN)	2 AUG 2006
PR	54.46		WEIR Amanda	USA	Santo Domingo (DOM)	11 AUG 2003

Final

Event No. 25

Rank	Lane	Name	NOC	R.T.	50m	Time	Time	
			Code				Behind	
1	4	GUSMAO Rebeca	BRA	0.71	(2) 26.77	55.17 28.40		
2	2	SEMECO Arlene	VEN	0.79	(3) 26.81	55.78 28.97	0.61	
3	5	DELAROLI Flavia	BRA	0.74	(4) 26.87	55.84 28.97	0.67	
4	3	GARCIA VEGA Vanessa	PUR	0.74	(1) 26.17	56.61 30.44	1.44	
5	6	THIES Lauren	USA	0.75	(6) 27.25	56.67 29.42	1.50	
6	1	COLLINS Elizabeth	CAN	0.83	(7) 27.34	56.81 29.47	1.64	
7	8	MITCHELL Seanna	CAN	0.80	(5) 27.17	57.04 29.87	1.87	
8	7	IBAÑEZ LOPEZ Liliana	MEX	0.78	(8) 27.93	57.33 29.40	2.16	

Legend

WR World Record =WR Equal World Record PR Panam Games Record =PR Equal Panam Games Record
R.T. Reaction Time DSQ Disqualified DNF Did not Finish DNS Did not Start



Aquatic Park
Parque Aquático
Parque Acuático

21 JUL 2007
11:35

Swimming

Natação / Natación

Women's 100m Freestyle

100m Livre Feminino / 100m Libre Femenino

Semifinals - Heat 1

Semifinais - Heat 1 / Semifinales - Heat 1

Results

Resultados / Resultados

WR	53.30	25.84	STEFFEN Britta	GER	Budapest (HUN)	2 AUG 2006
PR	54.46		WEIR Amanda	USA	Santo Domingo (DOM)	11 AUG 2003

Semifinal 1 of 2

Event No. 25

Rank	Lane	Name	NOC	R.T.	50m	Time	Time	
			Code				Behind	
1	4	GUSMAO Rebeca	BRA	0.72	(3) 27.32	55.76 28.44		
2	7	DELAROLI Flavia	BRA	0.77	(1) 27.05	56.40 29.35	0.64	
3	2	GARCIA VEGA Vanessa	PUR	0.77	(2) 27.23	56.44 29.21	0.68	
4	5	SEMECO Arlene	VEN	0.76	(4) 27.42	56.55 29.13	0.79	
5	6	IBAÑEZ LOPEZ Liliana	MEX	0.77	(5) 27.75	56.80 29.05	1.04	
6	3	VANDERPOOL-WALLACE Arianna	BAH	0.69	(7) 27.79	57.94 30.15	2.18	
7	8	VILAR Ximena	VEN	0.77	(6) 27.77	58.56 30.79	2.80	
8	1	Mc LEAN Sharntelle	TRI	0.74	(8) 28.10	59.07 30.97	3.31	

Legend

WR World Record
R.T. Reaction Time

=WR Equal World Record
DSQ Disqualified

PR Panam Games Record
DNF Did not Finish

=PR Equal Panam Games Record
DNS Did not Start



Aquatic Park
Parque Acuático
Parque Acuático

21 JUL 2007
11:35

Swimming

Natação / Natación

Women's 100m Freestyle

100m Libre Femenino / 100m Libre Femenino

Semifinals - Heat 2

Semifinais - Heat 2 / Semifinales - Heat 2

Results

Resultados / Resultados

WR	53.30	25.84	STEFFEN Britta	GER	Budapest (HUN)	2 AUG 2006
PR	54.46		WEIR Amanda	USA	Santo Domingo (DOM)	11 AUG 2003

Semifinal 2 of 2

Event No. 25

Rank	Lane	Name	NOC	R.T.	50m	Time	Time	
			Code				Behind	
1	4	THIES Lauren	USA	0.74	(1) 27.47	56.47 29.00		
2	5	COLLINS Elizabeth	CAN	0.83	(4) 27.74	56.80 29.06	0.33	
3	3	MITCHELL Seanna	CAN	0.84	(3) 27.64	56.98 29.34	0.51	
4	6	KING Michele	USA	0.72	(2) 27.61	57.14 29.53	0.67	
5	2	DILLETTE Alana	BAH	0.75	(5) 27.86	57.92 30.06	1.45	
6	1	COLORADO HENAO Carolina Colorado	COL	0.74	(8) 28.33	58.78 30.45	2.31	
7	8	MOODIE Natasha	JAM	0.74	(7) 28.30	58.81 30.51	2.34	
8	7	BAHAMONDE CABELLO Yamile	ECU	0.77	(6) 28.29	59.76 31.47	3.29	

Legend

WR World Record
R.T. Reaction Time

=WR Equal World Record
DSQ Disqualified

PR Panam Games Record
DNF Did not Finish

=PR Equal Panam Games Record
DNS Did not Start



Aquatic Park
Parque Aquático
Parque Acuático

21 JUL 2007
11:35

Swimming

Natação / Natación

Women's 100m Freestyle

100m Livre Feminino / 100m Libre Femenino

Semifinals

Semifinais / Semifinales

Results Summary

Resumo dos Resultados / Resumen de Resultados

WR	53.30	25.84	STEFFEN Britta	GER	Budapest (HUN)	2 AUG 2006
PR	54.46		WEIR Amanda	USA	Santo Domingo (DOM)	11 AUG 2003

Semifinals

Event No. 25

Rank	Heat	Lane	Name	NOC Code	R.T.	50m	Time	Time Behind	
1	1	4	GUSMÃO Rebeca	BRA	0.72	27.32	55.76 28.44		
2	1	7	DELAROLI Flavia	BRA	0.77	27.05	56.40 29.35	0.64	
3	1	2	GARCIA VEGA Vanessa	PUR	0.77	27.23	56.44 29.21	0.68	
4	2	4	THIES Lauren	USA	0.74	27.47	56.47 29.00	0.71	
5	1	5	SEMECO Arlene	VEN	0.76	27.42	56.55 29.13	0.79	
6	1	6	IBANEZ LOPEZ Liliana	MEX	0.77	27.75	56.80 29.05	1.04	
6	2	5	COLLINS Elizabeth	CAN	0.83	27.74	56.80 29.06	1.04	
8	2	3	MITCHELL Seanna	CAN	0.84	27.64	56.98 29.34	1.22	
9	2	6	KING Michele	USA	0.72	27.61	57.14 29.53	1.38	
10	2	2	DILLETTE Alana	BAH	0.75	27.86	57.92 30.06	2.16	
11	1	3	VANDERPOOL-WALLACE Arianna	BAH	0.69	27.79	57.94 30.15	2.18	
12	1	8	VILAR Ximena	VEN	0.77	27.77	58.56 30.79	2.80	
13	2	1	COLORADO HENAO Carolina Colorado	COL	0.74	28.33	58.78 30.45	3.02	
14	2	8	MOODIE Natasha	JAM	0.74	28.30	58.81 30.51	3.05	
15	1	1	Mc LEAN Sharntelle	TRI	0.74	28.10	59.07 30.97	3.31	
16	2	7	BAHAMONDE CABELLO Yamile	ECU	0.77	28.29	59.76 31.47	4.00	

Legend

WR World Record
R.T. Reaction Time

=WR Equal World Record
DSQ Disqualified

PR Panam Games Record
DNF Did not Finish

=PR Equal Panam Games Record
DNS Did not Start



Aquatic Park
Parque Acuático
Parque Acuático

20 JUL 2007
19:00

Swimming

Natação / Natación

Women's 100m Freestyle

100m Livre Feminino / 100m Libre Femenino

Heats - Heat 1

Séries - Heat 1 / Series - Heat 1

Results

Resultados / Resultados

WR	53.30	25.84	STEFFEN Britta	GER	Budapest (HUN)	2 AUG 2006
PR	54.46		WEIR Amanda	USA	Santo Domingo (DOM)	11 AUG 2003

Heat 1 of 3

Event No. 25

Rank	Lane	Name	NOC	R.T.	50m	Time	Time	
			Code				Behind	
1	4	GUSMAO Rebeca	BRA	0.70	(1) 27.57	56.86 29.29		
2	5	SEMECO Arlene	VEN	0.74	(2) 27.62	57.19 29.57	0.33	
3	3	VANDERPOOL-WALLACE Arianna	BAH	0.66	(3) 27.65	57.52 29.87	0.66	
4	6	DILLETTE Alana	BAH	0.71	(4) 28.03	57.78 29.75	0.92	
5	2	MOODIE Natasha	JAM	0.76	(5) 28.42	59.15 30.73	2.29	
6	7	FAJARDO SIERRA Sharon Paola	HON	0.70	(6) 29.24	1:00.17 30.93	3.31	
7	1	KETELAARS Silvie	AHO	0.82	(7) 29.60	1:02.20 32.60	5.34	

Legend

WR World Record =WR Equal World Record PR Panam Games Record =PR Equal Panam Games Record
R.T. Reaction Time DSQ Disqualified DNF Did not Finish DNS Did not Start



Aquatic Park
Parque Acuático
Parque Acuático

20 JUL 2007
19:00

Swimming

Natação / Natación

Women's 100m Freestyle

100m Libre Femenino / 100m Libre Femenino

Heats - Heat 2

Séries - Heat 2 / Series - Heat 2

Results

Resultados / Resultados

WR	53.30	25.84	STEFFEN Britta	GER	Budapest (HUN)	2 AUG 2006
PR	54.46		WEIR Amanda	USA	Santo Domingo (DOM)	11 AUG 2003

Heat 2 of 3

Event No. 25

Rank	Lane	Name	NOC	R.T.	50m	Time	Time	
			Code				Behind	
1	4	THIES Lauren	USA	0.73	(1) 27.43	56.53 29.10		
2	3	COLLINS Elizabeth	CAN	0.85	(2) 27.74	56.90 29.16	0.37	
3	5	KING Michele	USA	0.60	(3) 27.87	57.68 29.81	1.15	
4	6	IBÁÑEZ LOPEZ Liliana	MEX	0.77	(4) 28.29	57.76 29.47	1.23	
5	2	COLORADO HENAO Carolina Colorado	COL	0.85	(6) 28.94	58.97 30.03	2.44	
6	7	Mc LEAN Sharntelle	TRI	0.72	(5) 28.53	59.10 30.57	2.57	
7	1	COY Maria Fernanda	GUA	0.72	(7) 29.75	1:02.10 32.35	5.57	

Legend

WR World Record =WR Equal World Record PR Panam Games Record =PR Equal Panam Games Record
R.T. Reaction Time DSQ Disqualified DNF Did not Finish DNS Did not Start



Aquatic Park
Parque Aquático
Parque Acuático

20 JUL 2007
19:00

Swimming

Natação / Natación

Women's 100m Freestyle

100m Libre Feminino / 100m Libre Femenino

Heats - Heat 3

Séries - Heat 3 / Series - Heat 3

Results

Resultados / Resultados

WR	53.30	25.84	STEFFEN Britta	GER	Budapest (HUN)	2 AUG 2006
PR	54.46		WEIR Amanda	USA	Santo Domingo (DOM)	11 AUG 2003

Heat 3 of 3

Event No. 25

Rank	Lane	Name	NOC	R.T.	50m	Time	Time	
			Code				Behind	
1	3	MITCHELL Seanna	CAN	0.81	(1) 27.81	57.37 29.56		
2	4	GARCIA VEGA Vanessa	PUR	0.74	(3) 28.22	58.19 29.97	0.82	
3	2	BAHAMONDE CABELLO Yamile	ECU	0.76	(2) 28.14	58.30 30.16	0.93	
4	5	DELAROLI Flavia	BRA	0.77	(4) 28.30	58.59 30.29	1.22	
5	7	VILAR Ximena	VEN	0.79	(5) 28.51	59.20 30.69	1.83	
6	6	ALVARADO GORDOA Mariana	MEX	0.72	(6) 28.65	59.29 30.64	1.92	
7	1	PUMAR Elsa	URU	0.74	(7) 29.61	1:01.86 32.25	4.49	
8	8	TORRES Maria Alejandra	PER	0.81	(8) 30.49	1:03.18 32.69	5.81	

Legend

WR World Record
R.T. Reaction Time

=WR Equal World Record
DSQ Disqualified

PR Panam Games Record
DNF Did not Finish

=PR Equal Panam Games Record
DNS Did not Start



Aquatic Park
Parque Aquático
Parque Acuático

20 JUL 2007
19:00

Swimming

Natação / Natación

Women's 100m Freestyle

100m Livre Feminino / 100m Libre Femenino

Heats

Séries / Series

Results Summary

Resumo dos Resultados / Resumen de Resultados

WR	53.30	25.84	STEFFEN Britta	GER	Budapest (HUN)	2 AUG 2006
PR	54.46		WEIR Amanda	USA	Santo Domingo (DOM)	11 AUG 2003

Heats

Event No. 25

Rank	Heat	Lane	Name	NOC Code	R.T.	50m	Time	Time Behind
1	2	4	THIES Lauren	USA	0.73	27.43	56.53 29.10	
2	1	4	GUSMÃO Rebeca	BRA	0.70	27.57	56.86 29.29	0.33
3	2	3	COLLINS Elizabeth	CAN	0.85	27.74	56.90 29.16	0.37
4	1	5	SEMECO Arlene	VEN	0.74	27.62	57.19 29.57	0.66
5	3	3	MITCHELL Seanna	CAN	0.81	27.81	57.37 29.56	0.84
6	1	3	VANDERPOOL-WALLACE Arianna	BAH	0.66	27.65	57.52 29.87	0.99
7	2	5	KING Michele	USA	0.60	27.87	57.68 29.81	1.15
8	2	6	IBÁÑEZ LOPEZ Liliana	MEX	0.77	28.29	57.76 29.47	1.23
9	1	6	DILLETTE Alana	BAH	0.71	28.03	57.78 29.75	1.25
10	3	4	GARCIA VEGA Vanessa	PUR	0.74	28.22	58.19 29.97	1.66
11	3	2	BAHAMONDE CABELLO Yamile	ECU	0.76	28.14	58.30 30.16	1.77
12	3	5	DELAROLI Flavia	BRA	0.77	28.30	58.59 30.29	2.06
13	2	2	COLORADO HENAO Carolina Colorado	COL	0.85	28.94	58.97 30.03	2.44
14	2	7	Mc LEAN Sharntelle	TRI	0.72	28.53	59.10 30.57	2.57
15	1	2	MOODIE Natasha	JAM	0.76	28.42	59.15 30.73	2.62
16	3	7	VILAR Ximena	VEN	0.79	28.51	59.20 30.69	2.67
17	3	6	ALVARADO GORDOA Mariana	MEX	0.72	28.65	59.29 30.64	2.76
18	1	7	FAJARDO SIERRA Sharon Paola	HON	0.70	29.24	1:00.17 30.93	3.64
19	3	1	PUMAR Elsa	URU	0.74	29.61	1:01.86 32.25	5.33
20	2	1	COY Maria Fernanda	GUA	0.72	29.75	1:02.10 32.35	5.57
21	1	1	KETELAARS Silvie	AHO	0.82	29.60	1:02.20 32.60	5.67
22	3	8	TORRES Maria Alejandra	PER	0.81	30.49	1:03.18 32.69	6.65

Legend

WR World Record
R.T. Reaction Time

=WR Equal World Record
DSQ Disqualified

PR Panam Games Record
DNF Did not Finish

=PR Equal Panam Games Record
DNS Did not Start



Aquatic Park
Parque Acuático
Parque Acuático

20 JUL 2007
11:31

Swimming

Natação / Natación

Women's 200m Freestyle

200m Libre Femenino / 200m Libre Femenino

Final - Heat 1

Finais - Heat 1 / Finales - Heat 1

Results

Resultados / Resultados

WR	1:55.52	27.13	56.24	1:25.69	MANAUDOU Laure	FRA	Melbourne (AUS)	28 MAR 2007
PR	1:58.43				WOODHEAD Cynthia	USA	San Juan (ARG)	3 JUL 1979

Final

Event No. 15

Rank	Lane	Name	NOC Code	R.T.	50m	100m	150m	Time	Time Behind
1	4	OHLGREN Ava	USA	0.75	(3) 28.74	(1) 59.24 30.50	(2) 1:29.74 30.50	2:00.03 30.29	
2	5	HORNER Stephanie	CAN	0.76	(1) 28.72	(2) 59.29 30.57	(1) 1:29.67 30.38	2:00.29 30.62	0.26
3	2	FERREIRA Monique	BRA	0.72	(1) 28.72	(3) 59.44 30.72	(3) 1:30.31 30.87	2:01.38 31.07	1.35
4	6	BELL Hilary	CAN	0.80	(7) 29.04	(5) 59.69 30.65	(4) 1:30.52 30.83	2:02.35 31.83	2.32
5	3	CARROLL Katie	USA	0.69	(4) 28.92	(4) 59.50 30.58	(5) 1:30.66 31.16	2:02.74 32.08	2.71
6	8	BENITEZ Pamela	ESA	0.71	(6) 29.01	(7) 1:00.37 31.36	(8) 1:32.11 31.74	2:03.80 31.69	3.77
7	1	BIAGIOLI Cecilia	ARG	0.82	(8) 29.18	(6) 1:00.35 31.17	(6) 1:31.78 31.43	2:04.10 32.32	4.07
8	7	VOLCAN Erin	VEN	0.75	(4) 28.92	(7) 1:00.37 31.45	(7) 1:31.87 31.50	2:05.01 33.14	4.98

Legend

WR World Record
R.T. Reaction Time

=WR Equal World Record
DSQ Disqualified

PR Panam Games Record
DNF Did not Finish

=PR Equal Panam Games Record
DNS Did not Start



Aquatic Park
Parque Acuático
Parque Acuático

19 JUL 2007
10:00

Swimming

Natação / Natación

Women's 200m Freestyle

200m Livre Feminino / 200m Libre Femenino

Semifinals - Heat 1

Semifinais - Heat 1 / Semifinales - Heat 1

Results

Resultados / Resultados

WR	1:55.52	27.13	56.24	1:25.69	MANAUDOU Laure	FRA	Melbourne (AUS)	28 MAR 2007
PR	1:58.43				WOODHEAD Cynthia	USA	San Juan (ARG)	3 JUL 1979

Semifinal 1 of 2

Event No. 15

Rank	Lane	Name	NOC Code	R.T.	50m	100m	150m	Time	Time Behind
1	4	BELL Hilary	CAN	0.79	(4) 29.45	(1) 1:00.48 31.03	(1) 1:32.00 31.52	2:03.33 31.33	
2	3	FERREIRA Monique	BRA	0.73	(2) 29.33	(2) 1:00.54 31.21	(2) 1:32.08 31.54	2:03.49 31.41	0.16
3	5	VOLCAN Erin	VEN	0.73	(1) 29.28	(3) 1:00.72 31.44	(3) 1:32.09 31.37	2:03.95 31.86	0.62
4	6	BENITEZ Pamela	ESA	0.76	(3) 29.40	(4) 1:00.93 31.53	(4) 1:32.71 31.78	2:04.85 32.14	1.52
5	2	ALVARADO GORDOA Mariana	MEX	0.72	(5) 29.64	(5) 1:02.02 32.38	(5) 1:34.25 32.23	2:06.95 32.70	3.62
6	7	RODONI Raffaella	CHI	0.76	(7) 30.34	(7) 1:02.31 31.97	(6) 1:34.72 32.41	2:07.12 32.40	3.79
7	1	VANDERPOOL-WALLACE Arianna	BAH	0.66	(6) 29.79	(6) 1:02.10 32.31	(7) 1:35.00 32.90	2:08.44 33.44	5.11
8	8	TORRES Maria Alejandra	PER	0.79	(8) 31.82	(8) 1:04.45 32.63	(8) 1:38.73 34.28	2:12.92 34.19	9.59

Legend

WR World Record
R.T. Reaction Time

=WR Equal World Record
DSQ Disqualified

PR Panam Games Record
DNF Did not Finish

=PR Equal Panam Games Record
DNS Did not Start



Aquatic Park
Parque Acuático
Parque Acuático

19 JUL 2007
10:00

Swimming

Natação / Natación

Women's 200m Freestyle

200m Libre Femenino / 200m Libre Femenino

Semifinals - Heat 2

Semifinais - Heat 2 / Semifinales - Heat 2

Results

Resultados / Resultados

WR	1:55.52	27.13	56.24	1:25.69	MANAUDOU Laure	FRA	Melbourne (AUS)	28 MAR 2007
PR	1:58.43				WOODHEAD Cynthia	USA	San Juan (ARG)	3 JUL 1979

Semifinal 2 of 2

Event No. 15

Rank	Lane	Name	NOC Code	R.T.	50m	100m	150m	Time	Time Behind
1	4	OHLGREN Ava	USA	0.73	(1) 29.27	(1) 1:00.00 30.73	(1) 1:30.85 30.85	2:01.02 30.17	
2	5	HORNER Stephanie	CAN	0.77	(3) 29.32	(2) 1:00.11 30.79	(2) 1:30.95 30.84	2:01.45 30.50	0.43
3	3	CARROLL Katie	USA	0.66	(4) 29.42	(4) 1:00.41 30.99	(3) 1:31.80 31.39	2:02.98 31.18	1.96
4	2	BIAGIOLI Cecilia	ARG	0.83	(2) 29.31	(3) 1:00.38 31.07	(4) 1:31.84 31.46	2:04.08 32.24	3.06
5	6	MARQUEZ Jennifer	VEN	0.77	(6) 29.98	(7) 1:02.47 32.49	(7) 1:35.00 32.53	2:06.64 31.64	5.62
6	7	LYRIO Manuella	BRA	0.72	(7) 30.20	(6) 1:01.85 31.65	(6) 1:34.58 32.73	2:06.85 32.27	5.83
7	1	ALANIS ZAPATA Sandra	MEX	0.75	(5) 29.60	(5) 1:01.72 32.12	(5) 1:34.51 32.79	2:08.18 33.67	7.16
8	8	MOODIE Natasha	JAM	0.78	(8) 31.01	(8) 1:03.76 32.75	(8) 1:38.15 34.39	2:12.68 34.53	11.66

Legend

WR World Record
R.T. Reaction Time

=WR Equal World Record
DSQ Disqualified

PR Panam Games Record
DNF Did not Finish

=PR Equal Panam Games Record
DNS Did not Start



Aquatic Park
Parque Acuático
Parque Acuático

19 JUL 2007
10:00

Swimming

Natação / Natación

Women's 200m Freestyle

200m Libre Femenino / 200m Libre Femenino

Semifinals

Semifinais / Semifinales

Results Summary

Resumo dos Resultados / Resumen de Resultados

WR	1:55.52	27.13	56.24	1:25.69	MANAUDOU Laure	FRA	Melbourne (AUS)	28 MAR 2007
PR	1:58.43				WOODHEAD Cynthia	USA	San Juan (ARG)	3 JUL 1979

Semifinals

Event No. 15

Rank	Heat	Lane	Name	NOC Code	R.T.	50m	100m	150m	Time	Time Behind
1	2	4	OHLGREN Ava	USA	0.73	29.27	1:00.00 30.73	1:30.85 30.85	2:01.02 30.17	
2	2	5	HORNER Stephanie	CAN	0.77	29.32	1:00.11 30.79	1:30.95 30.84	2:01.45 30.50	0.43
3	2	3	CARROLL Katie	USA	0.66	29.42	1:00.41 30.99	1:31.80 31.39	2:02.98 31.18	1.96
4	1	4	BELL Hilary	CAN	0.79	29.45	1:00.48 31.03	1:32.00 31.52	2:03.33 31.33	2.31
5	1	3	FERREIRA Monique	BRA	0.73	29.33	1:00.54 31.21	1:32.08 31.54	2:03.49 31.41	2.47
6	1	5	VOLCAN Erin	VEN	0.73	29.28	1:00.72 31.44	1:32.09 31.37	2:03.95 31.86	2.93
7	2	2	BIAGIOLI Cecilia	ARG	0.83	29.31	1:00.38 31.07	1:31.84 31.46	2:04.08 32.24	3.06
8	1	6	BENITEZ Pamela	ESA	0.76	29.40	1:00.93 31.53	1:32.71 31.78	2:04.85 32.14	3.83
9	2	6	MARQUEZ Jennifer	VEN	0.77	29.98	1:02.47 32.49	1:35.00 32.53	2:06.64 31.64	5.62
10	2	7	LYRIO Manuella	BRA	0.72	30.20	1:01.85 31.65	1:34.58 32.73	2:06.85 32.27	5.83
11	1	2	ALVARADO GORDOA Mariana	MEX	0.72	29.64	1:02.02 32.38	1:34.25 32.23	2:06.95 32.70	5.93
12	1	7	RODONI Raffaella	CHI	0.76	30.34	1:02.31 31.97	1:34.72 32.41	2:07.12 32.40	6.10
13	2	1	ALANIS ZAPATA Sandra	MEX	0.75	29.60	1:01.72 32.12	1:34.51 32.79	2:08.18 33.67	7.16
14	1	1	VANDERPOOL-WALLACE Arianna	BAH	0.66	29.79	1:02.10 32.31	1:35.00 32.90	2:08.44 33.44	7.42
15	2	8	MOODIE Natasha	JAM	0.78	31.01	1:03.76 32.75	1:38.15 34.39	2:12.68 34.53	11.66
16	1	8	TORRES Maria Alejandra	PER	0.79	31.82	1:04.45 32.63	1:38.73 34.28	2:12.92 34.19	11.90

Legend

WR World Record
R.T. Reaction Time

=WR Equal World Record
DSQ Disqualified

PR Panam Games Record
DNF Did not Finish

=PR Equal Panam Games Record
DNS Did not Start



Aquatic Park
Parque Aquático
Parque Acuático

18 JUL 2007
19:00

Swimming

Natação / Natación

Women's 200m Freestyle

200m Libre Femenino / 200m Libre Femenino

Heats - Heat 1

Séries - Heat 1 / Series - Heat 1

Results

Resultados / Resultados

WR	1:55.52	27.13	56.24	1:25.69	MANAUDOU Laure	FRA	Melbourne (AUS)	28 MAR 2007
PR	1:58.43				WOODHEAD Cynthia	USA	San Juan (ARG)	3 JUL 1979

Heat 1 of 3

Event No. 15

Rank	Lane	Name	NOC Code	R.T.	50m	100m	150m	Time	Time Behind
1	5	BELL Hilary	CAN	0.82	(1) 29.56	(1) 1:01.07 31.51	(1) 1:32.08 31.01	2:02.57 30.49	
2	4	FERREIRA Monique	BRA	0.75	(2) 29.74	(2) 1:01.19 31.45	(2) 1:32.81 31.62	2:04.27 31.46	1.70
3	3	BENITEZ Pamela	ESA	0.77	(3) 29.89	(3) 1:01.58 31.69	(3) 1:33.19 31.61	2:04.42 31.23	1.85
4	6	VANDERPOOL-WALLACE Arianna	BAH	0.72	(4) 29.97	(4) 1:02.25 32.28	(4) 1:34.86 32.61	2:07.83 32.97	5.26
5	2	GOMEZ-SANCHEZ CABALLERO Fiorella	PER	0.76	(5) 31.07	(5) 1:04.87 33.80	(5) 1:38.69 33.82	2:12.26 33.57	9.69
	7	TREWHELA Carolina	CHI					DNS	

Legend			
WR	World Record	=WR	Equal World Record
AF	African Record	=AF	Equal African Record
AS	Asian Record	=AS	Equal Asian Record
OC	Oceania Record	=OC	Equal Oceania Record
R.T.	Reaction Time	DSQ	Disqualified
		OR	Olympic Record
		AM	Americas Record
		EU	European Record
		DNF	Did not Finish
		=OR	Equal Olympic Record
		=AM	Equal Americas Record
		=EU	Equal European Record
		DNS	Did not Start



Aquatic Park
Parque Acuático
Parque Acuático

18 JUL 2007
19:00

Swimming

Natação / Natación

Women's 200m Freestyle

200m Libre Femenino / 200m Libre Femenino

Heats - Heat 2

Séries - Heat 2 / Series - Heat 2

Results

Resultados / Resultados

WR	1:55.52	27.13	56.24	1:25.69	MANAUDOU Laure	FRA	Melbourne (AUS)	28 MAR 2007
PR	1:58.43				WOODHEAD Cynthia	USA	San Juan (ARG)	3 JUL 1979

Heat 2 of 3

Event No. 15

Rank	Lane	Name	NOC Code	R.T.	50m	100m	150m	Time	Time Behind
1	5	OHLGREN Ava	USA	0.74	(2) 29.52	(1) 1:00.41 30.89	(1) 1:31.56 31.15	2:02.24 30.68	
2	3	VOLCAN Erin	VEN	0.75	(1) 29.28	(2) 1:00.91 31.63	(2) 1:32.42 31.51	2:03.92 31.50	1.68
3	2	MARQUEZ Jennifer	VEN	0.76	(3) 29.54	(3) 1:01.35 31.81	(3) 1:33.22 31.87	2:04.28 31.06	2.04
4	4	BIAGIOLI Cecilia	ARG	0.81	(5) 30.09	(4) 1:01.52 31.43	(4) 1:33.44 31.92	2:05.62 32.18	3.38
5	6	ALANIS ZAPATA Sandra	MEX	0.72	(4) 30.01	(5) 1:01.75 31.74	(5) 1:34.13 32.38	2:06.02 31.89	3.78
6	7	TORRES Maria Alejandra	PER	0.76	(6) 30.95	(6) 1:03.57 32.62	(6) 1:37.16 33.59	2:10.81 33.65	8.57
7	1	RAHAEL Samantha	TRI	0.78	(7) 31.10	(7) 1:05.01 33.91	(7) 1:40.47 35.46	2:15.92 35.45	13.68

Legend							
WR	World Record	=WR	Equal World Record	OR	Olympic Record	=OR	Equal Olympic Record
AF	African Record	=AF	Equal African Record	AM	Americas Record	=AM	Equal Americas Record
AS	Asian Record	=AS	Equal Asian Record	EU	European Record	=EU	Equal European Record
OC	Oceania Record	=OC	Equal Oceania Record	DNF	Did not Finish	DNS	Did not Start
R.T.	Reaction Time	DSQ	Disqualified				



Aquatic Park
Parque Acuático
Parque Acuático

18 JUL 2007
19:00

Swimming

Natação / Natación

Women's 200m Freestyle

200m Libre Femenino / 200m Libre Femenino

Heats - Heat 3

Séries - Heat 3 / Series - Heat 3

Results

Resultados / Resultados

WR	1:55.52	27.13	56.24	1:25.69	MANAUDOU Laure	FRA	Melbourne (AUS)	28 MAR 2007
PR	1:58.43				WOODHEAD Cynthia	USA	San Juan (ARG)	3 JUL 1979

Heat 3 of 3

Event No. 15

Rank	Lane	Name	NOC Code	R.T.	50m	100m	150m	Time	Time Behind
1	4	HORNER Stephanie	CAN	0.80	(1) 29.82	(1) 1:00.89 31.07	(1) 1:32.07 31.18	2:02.62 30.55	
2	5	CARROLL Katie	USA	0.73	(2) 29.97	(2) 1:01.28 31.31	(2) 1:32.89 31.61	2:04.12 31.23	1.50
3	6	ALVARADO GORDOA Mariana	MEX	0.71	(4) 30.64	(4) 1:02.69 32.05	(4) 1:34.52 31.83	2:05.72 31.20	3.10
4	3	LYRIO Manuella	BRA	0.76	(3) 30.40	(3) 1:02.31 31.91	(3) 1:33.94 31.63	2:05.95 32.01	3.33
5	2	RODONI Raffaella	CHI	0.76	(5) 30.68	(5) 1:02.83 32.15	(5) 1:34.77 31.94	2:05.99 31.22	3.37
6	1	MOODIE Natasha	JAM	0.75	(7) 30.87	(7) 1:03.66 32.79	(6) 1:36.85 33.19	2:10.42 33.57	7.80
7	7	ROFFEY Heather	CAY	0.76	(6) 30.81	(6) 1:03.49 32.68	(7) 1:37.31 33.82	2:11.67 34.36	9.05

Legend			
WR	World Record	=WR	Equal World Record
AF	African Record	=AF	Equal African Record
AS	Asian Record	=AS	Equal Asian Record
OC	Oceania Record	=OC	Equal Oceania Record
R.T.	Reaction Time	DSQ	Disqualified
		OR	Olympic Record
		AM	Americas Record
		EU	European Record
		DNF	Did not Finish
		DNS	Did not Start
		=OR	Equal Olympic Record
		=AM	Equal Americas Record
		=EU	Equal European Record



Aquatic Park
Parque Acuático
Parque Acuático

18 JUL 2007
19:00

Swimming

Natação / Natación

Women's 200m Freestyle

200m Livre Feminino / 200m Libre Femenino

Heats

Séries / Series

Results Summary

Resumo dos Resultados / Resumen de Resultados

WR	1:55.52	27.13	56.24	1:25.69	MANAUDOU Laure	FRA	Melbourne (AUS)	28 MAR 2007
PR	1:58.43				WOODHEAD Cynthia	USA	San Juan (ARG)	3 JUL 1979

Heats

Event No. 15

Rank	Heat	Lane	Name	NOC Code	R.T.	50m	100m	150m	Time	Time Behind
1	2	5	OHLGREN Ava	USA	0.74	29.52	1:00.41 30.89	1:31.56 31.15	2:02.24 30.68	
2	1	5	BELL Hilary	CAN	0.82	29.56	1:01.07 31.51	1:32.08 31.01	2:02.57 30.49	0.33
3	3	4	HORNER Stephanie	CAN	0.80	29.82	1:00.89 31.07	1:32.07 31.18	2:02.62 30.55	0.38
4	2	3	VOLCAN Erin	VEN	0.75	29.28	1:00.91 31.63	1:32.42 31.51	2:03.92 31.50	1.68
5	3	5	CARROLL Katie	USA	0.73	29.97	1:01.28 31.31	1:32.89 31.61	2:04.12 31.23	1.88
6	1	4	FERREIRA Monique	BRA	0.75	29.74	1:01.19 31.45	1:32.81 31.62	2:04.27 31.46	2.03
7	2	2	MARQUEZ Jennifer	VEN	0.76	29.54	1:01.35 31.81	1:33.22 31.87	2:04.28 31.06	2.04
8	1	3	BENITEZ Pamela	ESA	0.77	29.89	1:01.58 31.69	1:33.19 31.61	2:04.42 31.23	2.18
9	2	4	BIAGIOLI Cecilia	ARG	0.81	30.09	1:01.52 31.43	1:33.44 31.92	2:05.62 32.18	3.38
10	3	6	ALVARADO GORDOA Mariana	MEX	0.71	30.64	1:02.69 32.05	1:34.52 31.83	2:05.72 31.20	3.48
11	3	3	LYRIO Manuella	BRA	0.76	30.40	1:02.31 31.91	1:33.94 31.63	2:05.95 32.01	3.71
12	3	2	RODONI Raffaella	CHI	0.76	30.68	1:02.83 32.15	1:34.77 31.94	2:05.99 31.22	3.75
13	2	6	ALANIS ZAPATA Sandra	MEX	0.72	30.01	1:01.75 31.74	1:34.13 32.38	2:06.02 31.89	3.78
14	1	6	VANDERPOOL-WALLACE Arianna	BAH	0.72	29.97	1:02.25 32.28	1:34.86 32.61	2:07.83 32.97	5.59
15	3	1	MOODIE Natasha	JAM	0.75	30.87	1:03.66 32.79	1:36.85 33.19	2:10.42 33.57	8.18
16	2	7	TORRES Maria Alejandra	PER	0.76	30.95	1:03.57 32.62	1:37.16 33.59	2:10.81 33.65	8.57
17	3	7	ROFFEY Heather	CAY	0.76	30.81	1:03.49 32.68	1:37.31 33.82	2:11.67 34.36	9.43
18	1	2	GOMEZ-SANCHEZ CABALLERO Fiorella	PER	0.76	31.07	1:04.87 33.80	1:38.69 33.82	2:12.26 33.57	10.02
19	2	1	RAHAEL Samantha	TRI	0.78	31.10	1:05.01 33.91	1:40.47 35.46	2:15.92 35.45	13.68
	1	7	TREWHELA Carolina	CHI					DNS	

Legend							
WR	World Record	=WR	Equal World Record	OR	Olympic Record	=OR	Equal Olympic Record
AF	African Record	=AF	Equal African Record	AM	Americas Record	=AM	Equal Americas Record
AS	Asian Record	=AS	Equal Asian Record	EU	European Record	=EU	Equal European Record
OC	Oceania Record	=OC	Equal Oceania Record				
R.T.	Reaction Time	DSQ	Disqualified	DNF	Did not Finish	DNS	Did not Start



Aquatic Park
Parque Aquático
Parque Acuático

17 JUL 2007
11:09

Swimming

Natação / Natación

Women's 400m Freestyle

400m Libre Femenino / 400m Libre Femenino

Final - Heat 1

Finais - Heat 1 / Finales - Heat 1

Results

Resultados / Resultados

WR	4:02.13	57.81	1:59.11	3:01.16	MANAUDOU Laure	FRA	Budapest (HUN)	6 AUG 2006
PR	4:10.48				HILL Elizabeth	USA	Santo Domingo (DOM)	13 AUG 2003

Final

Event No. 7

Rank	Lane	Name	NOC Code	R.T.	Time	Time Behind
1	4	RODRIQUEZ Jessica	USA	0.83	4:12.22	
50m (2) 29.51	100m (2) 1:00.88 31.37	150m (2) 1:32.60 31.72	200m (3) 2:04.91 32.31	250m (2) 2:37.23 32.32	300m (1) 3:09.77 32.54	350m (1) 3:41.14 31.37 31.08
2	6	CASTAÑEDA MIYAMOTO Patricia Midori	MEX	0.90	4:13.34	1.12
50m (7) 30.37	100m (7) 1:02.33 31.96	150m (7) 1:34.10 31.77	200m (6) 2:06.29 32.19	250m (5) 2:37.92 31.63	300m (3) 3:09.99 32.07	350m (2) 3:41.59 31.60 31.75
3	3	SHOWALTER Corinne	USA	0.85	4:13.72	1.50
50m (3) 29.62	100m (4) 1:01.15 31.53	150m (4) 1:33.09 31.94	200m (4) 2:05.39 32.30	250m (4) 2:37.83 32.44	300m (5) 3:10.36 32.53	350m (4) 3:42.59 32.23 31.13
4	5	CHARRON-WATSON Chanelle	CAN	0.75	4:14.08	1.86
50m (1) 29.26	100m (1) 1:00.66 31.40	150m (1) 1:32.54 31.88	200m (1) 2:04.81 32.27	250m (1) 2:37.16 32.35	300m (1) 3:09.77 32.61	350m (3) 3:41.96 32.19 32.12
5	1	FERREIRA Monique	BRA	0.74	4:14.54	2.32
50m (5) 29.81	100m (5) 1:01.38 31.57	150m (5) 1:33.61 32.23	200m (5) 2:06.02 32.41	250m (6) 2:38.23 32.21	300m (6) 3:10.70 32.47	350m (5) 3:42.88 32.18 31.66
6	7	BIAGIOLI Cecilia	ARG	0.84	4:16.57	4.35
50m (4) 29.70	100m (3) 1:00.96 31.26	150m (3) 1:32.68 31.72	200m (2) 2:04.82 32.14	250m (3) 2:37.43 32.61	300m (4) 3:10.16 32.73	350m (6) 3:43.51 33.35 33.06
7	2	BALAZS Zsofia	CAN	0.85	4:17.87	5.65
50m (6) 30.02	100m (6) 1:01.83 31.81	150m (6) 1:33.83 32.00	200m (7) 2:06.68 32.85	250m (7) 2:39.14 32.46	300m (7) 3:12.52 33.38	350m (7) 3:45.48 32.96 32.39
8	8	KOBRIK Kristel	CHI	0.87	4:19.10	6.88
50m (8) 31.03	100m (8) 1:03.12 32.09	150m (8) 1:35.54 32.42	200m (8) 2:07.93 32.39	250m (8) 2:40.77 32.84	300m (8) 3:13.55 32.78	350m (8) 3:46.72 33.17 32.38

Legend			
WR	World Record	=WR	Equal World Record
AF	African Record	=AF	Equal African Record
AS	Asian Record	=AS	Equal Asian Record
OC	Oceania Record	=OC	Equal Oceania Record
R.T.	Reaction Time	DSQ	Disqualified
		OR	Olympic Record
		AM	Americas Record
		EU	European Record
		DNF	Did not Finish
		=OR	Equal Olympic Record
		=AM	Equal Americas Record
		=EU	Equal European Record
		DNS	Did not Start



Aquatic Park
Parque Aquático
Parque Acuático

16 JUL 2007
20:19

Swimming

Natação / Natación

Women's 400m Freestyle

400m Libre Feminino / 400m Libre Femenino

Heats - Heat 1

Séries - Heat 1 / Series - Heat 1

Results

Resultados / Resultados

WR	4:02.13	57.81	1:59.11	3:01.16	MANAUDOU Laure	FRA	Budapest (HUN)	6 AUG 2006
PR	4:10.48				HILL Elizabeth	USA	Santo Domingo (DOM)	13 AUG 2003

Heat 1 of 3

Event No. 7

Rank	Lane	Name	NOC Code	R.T.	Time	Time Behind
1	4	SHOWALTER Corinne	USA	0.82	4:13.62	
50m (1) 29.27	100m (1) 1:00.65 31.38	150m (1) 1:32.35 31.70	200m (1) 2:04.69 32.34	250m (1) 2:36.69 32.00	300m (1) 3:09.24 32.55	350m (1) 3:41.74 32.50 31.88
2	3	KOBRIKH Kristel	CHI	0.89	4:16.42	2.80
50m (4) 30.78	100m (4) 1:02.97 32.19	150m (4) 1:35.17 32.20	200m (2) 2:07.63 32.46	250m (2) 2:39.67 32.04	300m (2) 3:11.93 32.26	350m (2) 3:44.30 32.37 32.12
3	2	BENITEZ Pamela	ESA	0.78	4:20.76	7.14
50m (2) 29.85	100m (2) 1:01.71 31.86	150m (3) 1:34.93 33.22	200m (3) 2:08.17 33.24	250m (3) 2:41.44 33.27	300m (3) 3:15.14 33.70	350m (3) 3:48.62 33.48 32.14
4	6	MARCUS Golda	ESA	0.73	4:21.82	8.20
50m (5) 31.03	100m (5) 1:03.78 32.75	150m (5) 1:36.85 33.07	200m (5) 2:10.31 33.46	250m (5) 2:43.15 32.84	300m (5) 3:16.42 33.27	350m (4) 3:49.35 32.93 32.47
5	5	LYRIO Manuella	BRA	0.90	4:23.04	9.42
50m (3) 30.18	100m (3) 1:02.22 32.04	150m (2) 1:34.74 32.52	200m (4) 2:08.35 33.61	250m (4) 2:41.48 33.13	300m (4) 3:15.70 34.22	350m (5) 3:49.49 33.79 33.55
6	1	CHAPLIN Jenna Chaplin	BAH	0.83	4:39.37	25.75
50m (6) 31.67	100m (6) 1:05.79 34.12	150m (6) 1:40.63 34.84	200m (6) 2:16.21 35.58	250m (6) 2:51.74 35.53	300m (6) 3:27.75 36.01	350m (6) 4:03.55 35.80 35.82
7	7	EMAN Valerie	ARU	0.83	4:45.83	32.21
50m (7) 32.03	100m (7) 1:06.85 34.82	150m (7) 1:42.16 35.31	200m (7) 2:18.57 36.41	250m (7) 2:55.47 36.90	300m (7) 3:32.90 37.43	350m (7) 4:10.04 37.14 35.79

Legend			
WR	World Record	=WR	Equal World Record
AF	African Record	=AF	Equal African Record
AS	Asian Record	=AS	Equal Asian Record
OC	Oceania Record	=OC	Equal Oceania Record
R.T.	Reaction Time	DSQ	Disqualified
		OR	Olympic Record
		AM	Americas Record
		EU	European Record
		DNF	Did not Finish
		=OR	Equal Olympic Record
		=AM	Equal Americas Record
		=EU	Equal European Record
		DNS	Did not Start



Aquatic Park
Parque Aquático
Parque Acuático

16 JUL 2007
20:19

Swimming

Natação / Natación

Women's 400m Freestyle

400m Libre Femenino / 400m Libre Femenino

Heats - Heat 2

Séries - Heat 2 / Series - Heat 2

Results

Resultados / Resultados

WR	4:02.13	57.81	1:59.11	3:01.16	MANAUDOU Laure	FRA	Budapest (HUN)	6 AUG 2006
PR	4:10.48				HILL Elizabeth	USA	Santo Domingo (DOM)	13 AUG 2003

Heat 2 of 3

Event No. 7

Rank	Lane	Name	NOC Code	R.T.	Time	Time Behind
1	4	RODRIQUEZ Jessica	USA	0.80	4:11.47	
50m (1) 28.94	100m (1) 1:00.03 31.09	150m (1) 1:31.77 31.74	200m (1) 2:04.05 32.28	250m (2) 2:36.32 32.27	300m (2) 3:09.02 32.70	350m (2) 3:41.19 32.17 30.28
2	5	CHARRON-WATSON Chanelle	CAN	0.76	4:11.76	0.29
50m (2) 29.27	100m (2) 1:00.37 31.10	150m (2) 1:31.93 31.56	200m (2) 2:04.29 32.36	250m (1) 2:35.83 31.54	300m (1) 3:07.67 31.84	350m (1) 3:39.42 31.75 32.34
3	6	CASTAÑEDA MIYAMOTO Patricia Midori	MEX	0.89	4:14.18	2.71
50m (5) 30.71	100m (3) 1:02.88 32.17	150m (3) 1:34.52 31.64	200m (3) 2:06.73 32.21	250m (3) 2:38.31 31.58	300m (3) 3:10.41 32.10	350m (3) 3:42.29 31.88 31.89
4	3	ESCOBAR TORRES Charetzen Susana	MEX	0.79	4:19.26	7.79
50m (4) 30.56	100m (3) 1:02.88 32.32	150m (4) 1:35.32 32.44	200m (4) 2:07.71 32.39	250m (4) 2:40.30 32.59	300m (4) 3:13.21 32.91	350m (4) 3:46.52 33.31 32.74
5	2	PINTO Yanel	VEN	0.77	4:29.12	17.65
50m (3) 30.18	100m (5) 1:03.36 33.18	150m (5) 1:37.16 33.80	200m (5) 2:11.23 34.07	250m (5) 2:45.95 34.72	300m (5) 3:20.81 34.86	350m (5) 3:55.36 34.55 33.76
6	7	TORRES Maria Alejandra	PER	0.79	4:35.07	23.60
50m (7) 31.91	100m (7) 1:05.50 33.59	150m (6) 1:39.86 34.36	200m (6) 2:14.65 34.79	250m (6) 2:49.54 34.89	300m (6) 3:24.97 35.43	350m (6) 4:00.34 35.37 34.73
7	1	RODRIGUEZ Johanna	CRC	0.87	4:46.17	34.70
50m (6) 30.96	100m (6) 1:05.05 34.09	150m (7) 1:41.26 36.21	200m (7) 2:17.86 36.60	250m (7) 2:54.97 37.11	300m (7) 3:32.38 37.41	350m (7) 4:09.74 37.36 36.43

Legend			
WR	World Record	=WR	Equal World Record
AF	African Record	=AF	Equal African Record
AS	Asian Record	=AS	Equal Asian Record
OC	Oceania Record	=OC	Equal Oceania Record
R.T.	Reaction Time	DSQ	Disqualified
		OR	Olympic Record
		AM	Americas Record
		EU	European Record
		DNF	Did not Finish
		=OR	Equal Olympic Record
		=AM	Equal Americas Record
		=EU	Equal European Record
		DNS	Did not Start



Aquatic Park
Parque Aquático
Parque Acuático

16 JUL 2007
20:19

Swimming

Natação / Natación

Women's 400m Freestyle

400m Libre Femenino / 400m Libre Femenino

Heats - Heat 3

Séries - Heat 3 / Series - Heat 3

Results

Resultados / Resultados

WR	4:02.13	57.81	1:59.11	3:01.16	MANAUDOU Laure	FRA	Budapest (HUN)	6 AUG 2006
PR	4:10.48				HILL Elizabeth	USA	Santo Domingo (DOM)	13 AUG 2003

Heat 3 of 3

Event No. 7

Rank	Lane	Name	NOC Code	R.T.	Time	Time Behind
1	3	BALAZS Zsofia	CAN	0.80	4:15.26	
50m (2) 29.93	100m (3) 1:02.14 32.21	150m (3) 1:34.44 32.30	200m (3) 2:06.80 32.36	250m (3) 2:39.25 32.45	300m (3) 3:11.90 32.65	350m (3) 3:44.40 32.50 30.86
2	4	BIAGIOLI Cecilia	ARG	0.83	4:15.70	0.44
50m (3) 30.10	100m (2) 1:01.93 31.83	150m (2) 1:34.06 32.13	200m (2) 2:06.49 32.43	250m (2) 2:38.94 32.45	300m (2) 3:11.44 32.50	350m (1) 3:43.58 32.14 32.12
3	5	FERREIRA Monique	BRA	0.74	4:16.30	1.04
50m (1) 29.85	100m (1) 1:01.73 31.88	150m (1) 1:33.82 32.09	200m (1) 2:06.40 32.58	250m (1) 2:38.66 32.26	300m (1) 3:11.31 32.65	350m (2) 3:43.69 32.38 32.61
4	6	PINTO Andreina	VEN	0.77	4:17.85	2.59
50m (4) 30.36	100m (5) 1:03.02 32.66	150m (4) 1:35.37 32.35	200m (4) 2:08.14 32.77	250m (4) 2:40.68 32.54	300m (4) 3:13.72 33.04	350m (4) 3:45.97 32.25 31.88
5	2	RODONI Raffaella	CHI	0.75	4:26.94	11.68
50m (5) 30.80	100m (4) 1:02.82 32.02	150m (5) 1:36.07 33.25	200m (5) 2:09.72 33.65	250m (5) 2:43.73 34.01	300m (5) 3:18.42 34.69	350m (5) 3:52.95 34.53 33.99
6	7	Fiorella GOMEZ-SANCHEZ CABALLERO	PER	0.79	4:37.36	22.10
50m (8) 31.81	100m (7) 1:06.34 34.53	150m (7) 1:41.20 34.86	200m (7) 2:16.81 35.61	250m (7) 2:52.25 35.44	300m (7) 3:27.76 35.51	350m (7) 4:03.44 35.68 33.92
7	1	CARRILLO Camila	CUB	0.84	4:39.44	24.18
50m (6) 31.05	100m (6) 1:04.03 32.98	150m (6) 1:38.50 34.47	200m (6) 2:14.33 35.83	250m (6) 2:50.19 35.86	300m (6) 3:26.82 36.63	350m (6) 4:03.12 36.30 36.32
8	8	RAHAEL Samantha	TRI	0.75	4:42.72	27.46
50m (7) 31.75	100m (8) 1:06.39 34.64	150m (8) 1:42.29 35.90	200m (8) 2:18.13 35.84	250m (8) 2:55.25 37.12	300m (8) 3:31.43 36.18	350m (8) 4:07.74 36.31 34.98

Legend							
WR	World Record	=WR	Equal World Record	OR	Olympic Record	=OR	Equal Olympic Record
AF	African Record	=AF	Equal African Record	AM	Americas Record	=AM	Equal Americas Record
AS	Asian Record	=AS	Equal Asian Record	EU	European Record	=EU	Equal European Record
OC	Oceania Record	=OC	Equal Oceania Record				
R.T.	Reaction Time	DSQ	Disqualified	DNF	Did not Finish	DNS	Did not Start



Aquatic Park
Parque Acuático
Parque Acuático

16 JUL 2007
20:19

Swimming
Natação / Natación

Women's 400m Freestyle
400m Libre Femenino / 400m Libre Femenino

Heats
Séries / Series

Results Summary

Resumo dos Resultados / Resumen de Resultados

WR	4:02.13	57.81	1:59.11	3:01.16	MANAUDOU Laure	FRA	Budapest (HUN)	6 AUG 2006
PR	4:10.48				HILL Elizabeth	USA	Santo Domingo (DOM)	13 AUG 2003

Heats								Event No. 7
Rank	Heat	Lane	Name	NOC Code	R.T.	Time	Time Behind	
1	2	4	RODRIQUEZ Jessica	USA	0.80	4:11.47		
	50m 28.94	100m 1:00.03 31.09	150m 1:31.77 31.74	200m 2:04.05 32.28	250m 2:36.32 32.27	300m 3:09.02 32.70	350m 3:41.19 32.17	30.28
2	2	5	CHARRON-WATSON Chanelle	CAN	0.76	4:11.76	0.29	
	50m 29.27	100m 1:00.37 31.10	150m 1:31.93 31.56	200m 2:04.29 32.36	250m 2:35.83 31.54	300m 3:07.67 31.84	350m 3:39.42 31.75	32.34
3	1	4	SHOWALTER Corinne	USA	0.82	4:13.62	2.15	
	50m 29.27	100m 1:00.65 31.38	150m 1:32.35 31.70	200m 2:04.69 32.34	250m 2:36.69 32.00	300m 3:09.24 32.55	350m 3:41.74 32.50	31.88
4	2	6	CASTAÑEDA MIYAMOTO Patricia Midori	MEX	0.89	4:14.18	2.71	
	50m 30.71	100m 1:02.88 32.17	150m 1:34.52 31.64	200m 2:06.73 32.21	250m 2:38.31 31.58	300m 3:10.41 32.10	350m 3:42.29 31.88	31.89
5	3	3	BALAZS Zsofia	CAN	0.80	4:15.26	3.79	
	50m 29.93	100m 1:02.14 32.21	150m 1:34.44 32.30	200m 2:06.80 32.36	250m 2:39.25 32.45	300m 3:11.90 32.65	350m 3:44.40 32.50	30.86
6	3	4	BIAGIOLI Cecilia	ARG	0.83	4:15.70	4.23	
	50m 30.10	100m 1:01.93 31.83	150m 1:34.06 32.13	200m 2:06.49 32.43	250m 2:38.94 32.45	300m 3:11.44 32.50	350m 3:43.58 32.14	32.12
7	3	5	FERREIRA Monique	BRA	0.74	4:16.30	4.83	
	50m 29.85	100m 1:01.73 31.88	150m 1:33.82 32.09	200m 2:06.40 32.58	250m 2:38.66 32.26	300m 3:11.31 32.65	350m 3:43.69 32.38	32.61
8	1	3	KOBIRICH Kristel	CHI	0.89	4:16.42	4.95	
	50m 30.78	100m 1:02.97 32.19	150m 1:35.17 32.20	200m 2:07.63 32.46	250m 2:39.67 32.04	300m 3:11.93 32.26	350m 3:44.30 32.37	32.12
9	3	6	PINTO Andreina	VEN	0.77	4:17.85	6.38	
	50m 30.36	100m 1:03.02 32.66	150m 1:35.37 32.35	200m 2:08.14 32.77	250m 2:40.68 32.54	300m 3:13.72 33.04	350m 3:45.97 32.25	31.88
10	2	3	ESCOBAR TORRES Charetzeni Susana	MEX	0.79	4:19.26	7.79	
	50m 30.56	100m 1:02.88 32.32	150m 1:35.32 32.44	200m 2:07.71 32.39	250m 2:40.30 32.59	300m 3:13.21 32.91	350m 3:46.52 33.31	32.74
11	1	2	BENITEZ Pamela	ESA	0.78	4:20.76	9.29	
	50m 29.85	100m 1:01.71 31.86	150m 1:34.93 33.22	200m 2:08.17 33.24	250m 2:41.44 33.27	300m 3:15.14 33.70	350m 3:48.62 33.48	32.14
12	1	6	MARCUS Golda	ESA	0.73	4:21.82	10.35	
	50m 31.03	100m 1:03.78 32.75	150m 1:36.85 33.07	200m 2:10.31 33.46	250m 2:43.15 32.84	300m 3:16.42 33.27	350m 3:49.35 32.93	32.47
13	1	5	LYRIO Manuella	BRA	0.90	4:23.04	11.57	
	50m 30.18	100m 1:02.22 32.04	150m 1:34.74 32.52	200m 2:08.35 33.61	250m 2:41.48 33.13	300m 3:15.70 34.22	350m 3:49.49 33.79	33.55
14	3	2	RODONI Raffaella	CHI	0.75	4:26.94	15.47	
	50m 30.80	100m 1:02.82 32.02	150m 1:36.07 33.25	200m 2:09.72 33.65	250m 2:43.73 34.01	300m 3:18.42 34.69	350m 3:52.95 34.53	33.99
15	2	2	PINTO Yanel	VEN	0.77	4:29.12	17.65	
	50m 30.18	100m 1:03.36 33.18	150m 1:37.16 33.80	200m 2:11.23 34.07	250m 2:45.95 34.72	300m 3:20.81 34.86	350m 3:55.36 34.55	33.76
16	2	7	TORRES Maria Alejandra	PER	0.79	4:35.07	23.60	
	50m 31.91	100m 1:05.50 33.59	150m 1:39.86 34.36	200m 2:14.65 34.79	250m 2:49.54 34.89	300m 3:24.97 35.43	350m 4:00.34 35.37	34.73
17	3	7	Fiorella GOMEZ-SANCHEZ CABALLERO	PER	0.79	4:37.36	25.89	
	50m 31.81	100m 1:06.34 34.53	150m 1:41.20 34.86	200m 2:16.81 35.61	250m 2:52.25 35.44	300m 3:27.76 35.51	350m 4:03.44 35.68	33.92
18	1	1	CHAPLIN Jenna Chaplin	BAH	0.83	4:39.37	27.90	
	50m 31.67	100m 1:05.79 34.12	150m 1:40.63 34.84	200m 2:16.21 35.58	250m 2:51.74 35.53	300m 3:27.75 36.01	350m 4:03.55 35.80	35.82
19	3	1	CARRILLO Camila	CUB	0.84	4:39.44	27.97	
	50m 31.05	100m 1:04.03 32.98	150m 1:38.50 34.47	200m 2:14.33 35.83	250m 2:50.19 35.86	300m 3:26.82 36.63	350m 4:03.12 36.30	36.32
20	3	8	RAHAEL Samantha	TRI	0.75	4:42.72	31.25	
	50m 31.75	100m 1:06.39 34.64	150m 1:42.29 35.90	200m 2:18.13 35.84	250m 2:55.25 37.12	300m 3:31.43 36.18	350m 4:07.74 36.31	34.98
21	1	7	EMAN Valerie	ARU	0.83	4:45.83	34.36	
	50m 32.03	100m 1:06.85 34.82	150m 1:42.16 35.31	200m 2:18.57 36.41	250m 2:55.47 36.90	300m 3:32.90 37.43	350m 4:10.04 37.14	35.79



Aquatic Park
Parque Acuático
Parque Acuático

16 JUL 2007
20:19

Swimming

Natação / Natación

Women's 400m Freestyle

400m Livre Feminino / 400m Libre Femenino

Heats

Séries / Series

Results Summary

Resumo dos Resultados / Resumen de Resultados

Heats

Event No. 7

Rank	Heat	Lane	Name	NOC Code	R.T.	Time	Time Behind	
22	2	1	RODRIGUEZ Johanna	CRC	0.87	4:46.17	34.70	
	50m 30.96	100m 1:05.05 34.09	150m 1:41.26 36.21	200m 2:17.86 36.60	250m 2:54.97 37.11	300m 3:32.38 37.41	350m 4:09.74 37.36	36.43

Legend			
WR	World Record	=WR	Equal World Record
AF	African Record	=AF	Equal African Record
AS	Asian Record	=AS	Equal Asian Record
OC	Oceania Record	=OC	Equal Oceania Record
R.T.	Reaction Time	DSQ	Disqualified
		OR	Olympic Record
		AM	Americas Record
		EU	European Record
		DNF	Did not Finish
		DNS	Did not Start
		=OR	Equal Olympic Record
		=AM	Equal Americas Record
		=EU	Equal European Record



Aquatic Park
Parque Acuático
Parque Acuático

19 JUL 2007
19:42

Swimming

Natação / Natación

Women's 800m Freestyle

800m Libre Feminino / 800m Libre Femenino

Heats - Heat 1

Séries - Heat 1 / Series - Heat 1

Results

Resultados / Resultados

WR	8:16.22	1:00.20	2:02.53	3:05.12	4:07.92	EVANS Janet	USA	Tokyo (JPN)	20 AUG 1989
		5:10.27	6:12.82	7:15.44					
PR	8:34.65					SANDENO Kaitlin	USA	Winnipeg (CAN)	6 AUG 1999

Heat 1 of 3

Event No. 23

Rank	Lane	Name	NOC Code	R.T.	Time	Time Behind			
1	5	CHAPLIN Jenna Chaplin	BAH	0.83	9:33.25				
		50m (3) 32.93	100m (3) 1:08.07 35.14	150m (2) 1:43.51 35.44	200m (2) 2:19.33 35.82	250m (2) 2:55.29 35.96	300m (2) 3:31.44 36.15	350m (2) 4:07.82 36.38	400m (2) 4:44.52 36.70
		450m (2) 5:20.75 36.23	500m (2) 5:57.51 36.76	550m (1) 6:34.04 36.53	600m (1) 7:10.72 36.68	650m (1) 7:47.13 36.41	700m (1) 8:23.12 35.99	750m (1) 8:58.65 35.53	34.60
2	4	EMAN Valerie	ARU	0.85	9:39.58	6.33			
		50m (2) 32.73	100m (1) 1:07.37 34.64	150m (1) 1:42.79 35.42	200m (1) 2:18.27 35.48	250m (1) 2:54.63 36.36	300m (1) 3:30.94 36.31	350m (1) 4:07.56 36.62	400m (1) 4:43.91 36.35
		450m (1) 5:20.66 36.75	500m (1) 5:57.41 36.75	550m (2) 6:34.40 36.99	600m (2) 7:11.17 36.77	650m (2) 7:48.70 37.53	700m (2) 8:25.75 37.05	750m (2) 9:02.58 36.83	37.00
3	3	RAHAEL Samantha	TRI	0.77	9:49.44	16.19			
		50m (1) 32.28	100m (2) 1:07.39 35.11	150m (3) 1:43.69 36.30	200m (3) 2:20.20 36.51	250m (3) 2:57.41 37.21	300m (3) 3:34.44 37.03	350m (3) 4:12.58 38.14	400m (3) 4:49.96 37.38
		450m (3) 5:27.61 37.65	500m (3) 6:05.21 37.60	550m (3) 6:43.29 38.08	600m (3) 7:21.20 37.91	650m (3) 7:58.81 37.61	700m (3) 8:36.00 37.19	750m (3) 9:13.05 37.05	36.39

Legend

WR World Record
R.T. Reaction Time

=WR Equal World Record
DSQ Disqualified

PR Panam Games Record
DNF Did not Finish

=PR Equal Panam Games Record
DNS Did not Start



Aquatic Park
Parque Acuático
Parque Acuático

19 JUL 2007
19:42

Swimming

Natação / Natación

Women's 800m Freestyle

800m Libre Femenino / 800m Libre Femenino

Heats - Heat 2

Séries - Heat 2 / Series - Heat 2

Results

Resultados / Resultados

WR	8:16.22	1:00.20	2:02.53	3:05.12	4:07.92	EVANS Janet	USA	Tokyo (JPN)	20 AUG 1989
		5:10.27	6:12.82	7:15.44					
PR	8:34.65					SANDENO Kaitlin	USA	Winnipeg (CAN)	6 AUG 1999

Heat 2 of 3

Event No. 23

Rank	Lane	Name	NOC Code	R.T.	Time	Time Behind			
1	4	CASTANEDA MIYAMOTO Patricia Midori	MEX	0.87	8:38.92				
		50m (2) 31.39	100m (2) 1:04.46	150m (2) 1:37.53	200m (2) 2:10.57	250m (2) 2:43.36	300m (2) 3:16.29	350m (1) 3:49.17	400m (1) 4:22.10
			33.07	33.07	33.04	32.79	32.93	32.88	32.93
		450m (1) 4:54.01	500m (1) 5:26.18	550m (1) 5:58.33	600m (1) 6:30.88	650m (1) 7:03.14	700m (1) 7:35.44	750m (1) 8:07.33	
			31.91	32.17	32.15	32.26	32.30	31.89	31.59
2	5	PINTO Andreina	VEN	0.77	8:46.67	7.75			
		50m (1) 31.25	100m (1) 1:04.36	150m (1) 1:37.41	200m (1) 2:10.33	250m (1) 2:43.33	300m (1) 3:16.23	350m (2) 3:49.28	400m (2) 4:22.14
			33.11	33.05	32.92	33.00	32.90	33.05	32.86
		450m (2) 4:54.67	500m (2) 5:27.90	550m (2) 6:00.74	600m (2) 6:34.25	650m (2) 7:07.43	700m (2) 7:41.17	750m (2) 8:14.29	
			32.53	33.23	33.51	33.18	33.74	33.12	32.38
3	3	MARCUS Golda	ESA	0.75	8:57.17	18.25			
		50m (3) 31.64	100m (3) 1:04.84	150m (3) 1:37.95	200m (3) 2:11.35	250m (3) 2:44.60	300m (3) 3:17.98	350m (3) 3:51.62	400m (3) 4:25.41
			33.20	33.11	33.40	33.25	33.38	33.64	33.79
		450m (3) 4:59.18	500m (3) 5:33.23	550m (3) 6:07.40	600m (3) 6:41.64	650m (3) 7:15.61	700m (3) 7:50.07	750m (3) 8:23.97	
			33.77	34.05	34.17	33.97	34.46	33.90	33.20
4	6	CARRILLO Camila	CUB	0.82	9:20.03	41.11			
		50m (5) 32.14	100m (5) 1:06.75	150m (5) 1:41.45	200m (5) 2:16.26	250m (4) 2:51.00	300m (4) 3:26.21	350m (4) 4:01.48	400m (4) 4:36.90
			34.81	34.70	34.81	34.74	35.21	35.27	35.42
		450m (4) 5:11.89	500m (4) 5:47.44	550m (4) 6:22.50	600m (4) 6:58.32	650m (4) 7:33.42	700m (4) 8:09.51	750m (4) 8:44.69	
			34.99	35.55	35.06	35.10	36.09	35.18	35.34
5	2	TORRES Maria Alejandra	PER	0.80	9:25.80	46.88			
		50m (4) 31.98	100m (4) 1:06.32	150m (4) 1:40.87	200m (4) 2:16.05	250m (5) 2:51.10	300m (5) 3:26.92	350m (5) 4:01.98	400m (5) 4:37.77
			34.34	34.55	35.18	35.05	35.82	35.06	35.79
		450m (5) 5:13.30	500m (5) 5:49.38	550m (5) 6:25.31	600m (5) 7:01.91	650m (5) 7:37.90	700m (5) 8:14.44	750m (5) 8:50.49	
			35.53	35.93	36.60	35.99	36.54	36.05	35.31
6	1	GOMEZ-SANCHEZ CABALLERO Fiorella	PER	0.77	9:31.79	52.87			
		50m (6) 32.20	100m (6) 1:06.99	150m (6) 1:41.89	200m (6) 2:17.62	250m (6) 2:52.90	300m (6) 3:28.80	350m (6) 4:05.18	400m (6) 4:41.56
			34.79	34.90	35.73	35.28	35.90	36.38	36.38
		450m (6) 5:17.96	500m (6) 5:54.19	550m (6) 6:30.47	600m (6) 7:07.45	650m (6) 7:43.87	700m (6) 8:20.20	750m (6) 8:55.77	
			36.40	36.23	36.28	36.98	36.33	35.57	36.02

Legend

WR World Record =WR Equal World Record PR Panam Games Record =PR Equal Panam Games Record
R.T. Reaction Time DSQ Disqualified DNF Did not Finish DNS Did not Start



Aquatic Park
Parque Acuático
Parque Acuático

19 JUL 2007
19:42

Swimming

Natação / Natación

Women's 800m Freestyle

800m Libre Femenino / 800m Libre Femenino

Heats - Heat 3

Séries - Heat 3 / Series - Heat 3

Results

Resultados / Resultados

WR	8:16.22	1:00.20 5:10.27	2:02.53 6:12.82	3:05.12 7:15.44	4:07.92	EVANS Janet	USA	Tokyo (JPN)	20 AUG 1989
PR	8:34.65					SANDENO Kaitlin	USA	Winnipeg (CAN)	6 AUG 1999

Heat 3 of 3

Event No. 23

Rank	Lane	Name	NOC Code	R.T.	Time	Time Behind	
1	4	BURCKLE Caroline	USA	0.81	8:35.10		
50m (1) 29.87	100m (1) 1:01.47 31.60	150m (1) 1:33.14 31.67	200m (1) 2:05.53 32.39	250m (1) 2:37.59 32.06	300m (1) 3:10.06 32.47	350m (1) 3:42.84 32.78	400m (1) 4:15.32 32.48
450m (1) 4:47.51 32.19	500m (1) 5:19.71 32.20	550m (1) 5:52.06 32.35	600m (1) 6:24.60 32.54	650m (1) 6:57.17 32.57	700m (1) 7:30.22 33.05	750m (1) 8:03.10 32.88	32.00
2	3	KING Savannah	CAN	0.86	8:39.36	4.26	
50m (2) 30.35	100m (2) 1:02.49 32.14	150m (2) 1:35.01 32.52	200m (2) 2:07.91 32.90	250m (3) 2:40.81 32.90	300m (3) 3:13.67 32.86	350m (3) 3:46.73 33.06	400m (3) 4:19.84 33.11
450m (3) 4:52.90 33.06	500m (3) 5:25.61 32.71	550m (3) 5:58.36 32.75	600m (3) 6:31.08 32.72	650m (3) 7:03.63 32.55	700m (3) 7:36.62 32.99	750m (3) 8:08.95 32.33	30.41
3	1	ESCOBAR TORRES Charetzeni Susana	MEX	0.76	8:39.41	4.31	
50m (3) 30.51	100m (3) 1:03.09 32.58	150m (3) 1:35.24 32.15	200m (3) 2:08.14 32.90	250m (2) 2:40.52 32.38	300m (2) 3:13.51 32.99	350m (2) 3:45.94 32.43	400m (2) 4:18.89 32.95
450m (2) 4:51.11 32.22	500m (2) 5:24.08 32.97	550m (2) 5:56.59 32.51	600m (2) 6:29.58 32.99	650m (2) 7:02.02 32.44	700m (2) 7:35.06 33.04	750m (2) 8:07.52 32.46	31.89
4	6	CHARRON-WATSON Chanelle	CAN	0.79	8:44.66	9.56	
50m (4) 30.63	100m (4) 1:03.65 33.02	150m (6) 1:36.31 32.66	200m (6) 2:09.43 33.12	250m (6) 2:42.22 32.79	300m (6) 3:15.53 33.31	350m (6) 3:48.18 32.65	400m (6) 4:21.26 33.08
450m (5) 4:53.76 32.50	500m (6) 5:26.95 33.19	550m (5) 6:00.20 33.25	600m (5) 6:33.62 33.42	650m (5) 7:06.47 32.85	700m (4) 7:39.69 33.22	750m (4) 8:12.34 32.65	32.32
5	5	KOBIRICH Kristel	CHI	0.85	8:45.99	10.89	
50m (6) 30.98	100m (6) 1:03.83 32.85	150m (4) 1:36.17 32.34	200m (4) 2:09.16 32.99	250m (4) 2:41.80 32.64	300m (4) 3:14.77 32.97	350m (5) 3:47.79 33.02	400m (4) 4:20.80 33.01
450m (4) 4:53.41 32.61	500m (4) 5:26.71 33.30	550m (4) 5:59.74 33.03	600m (4) 6:33.02 33.28	650m (4) 7:06.32 33.30	700m (5) 7:39.84 33.52	750m (5) 8:13.01 33.17	32.98
6	2	GUENTHNER Laurabeth	USA	0.85	8:48.92	13.82	
50m (5) 30.73	100m (5) 1:03.76 33.03	150m (5) 1:36.23 32.47	200m (5) 2:09.20 32.97	250m (5) 2:41.97 32.77	300m (5) 3:14.96 32.99	350m (4) 3:47.72 32.76	400m (5) 4:20.91 33.19
450m (6) 4:53.77 32.86	500m (5) 5:26.94 33.17	550m (6) 6:00.25 33.31	600m (6) 6:34.15 33.90	650m (6) 7:07.64 33.49	700m (6) 7:41.79 34.15	750m (6) 8:15.63 33.84	33.29
7	8	RIBEIRO Nayara	BRA	0.95	9:09.11	34.01	
50m (7) 31.55	100m (7) 1:05.10 33.55	150m (7) 1:38.90 33.80	200m (7) 2:13.24 34.34	250m (7) 2:48.01 34.77	300m (7) 3:22.54 34.53	350m (7) 3:57.37 34.83	400m (7) 4:32.05 34.68
450m (7) 5:06.89 34.84	500m (7) 5:41.67 34.78	550m (7) 6:16.72 35.05	600m (7) 6:51.45 34.73	650m (7) 7:26.15 34.70	700m (7) 8:00.89 34.74	750m (7) 8:35.38 34.49	33.73

Legend

WR World Record	=WR Equal World Record	PR Panam Games Record	=PR Equal Panam Games Record
R.T. Reaction Time	DSQ Disqualified	DNF Did not Finish	DNS Did not Start



Aquatic Park
Parque Acuático
Parque Acuático

19 JUL 2007
19:42

Swimming
Natação / Natación

Women's 800m Freestyle
800m Livre Feminino / 800m Libre Femenino

Heats
Séries / Series

Results Summary

Resumo dos Resultados / Resumen de Resultados

WR	8:16.22	1:00.20 5:10.27	2:02.53 6:12.82	3:05.12 7:15.44	4:07.92	EVANS Janet	USA	Tokyo (JPN)	20 AUG 1989
PR	8:34.65					SANDENO Kaitlin	USA	Winnipeg (CAN)	6 AUG 1999

Heats										Event No. 23		
Rank	Heat	Lane	Name						NOC Code	R.T.	Time	Time Behind
1	3	4	BURCKLE Caroline						USA	0.81	8:35.10	
	50m 29.87	100m 1:01.47 31.60	150m 1:33.14 31.67	200m 2:05.53 32.39	250m 2:37.59 32.06	300m 3:10.06 32.47	350m 3:42.84 32.78	400m 4:15.32 32.48				
	450m 4:47.51 32.19	500m 5:19.71 32.20	550m 5:52.06 32.35	600m 6:24.60 32.54	650m 6:57.17 32.57	700m 7:30.22 33.05	750m 8:03.10 32.88	800m 8:35.10 32.00				
2	2	4	CASTANEDA MIYAMOTO Patricia Midori						MEX	0.87	8:38.92	3.82
	50m 31.39	100m 1:04.46 33.07	150m 1:37.53 33.07	200m 2:10.57 33.04	250m 2:43.36 32.79	300m 3:16.29 32.93	350m 3:49.17 32.88	400m 4:22.10 32.93				
	450m 4:54.01 31.91	500m 5:26.18 32.17	550m 5:58.33 32.15	600m 6:30.88 32.55	650m 7:03.14 32.26	700m 7:35.44 32.30	750m 8:07.33 31.89	800m 8:38.92 31.59				
3	3	3	KING Savannah						CAN	0.86	8:39.36	4.26
	50m 30.35	100m 1:02.49 32.14	150m 1:35.01 32.52	200m 2:07.91 32.90	250m 2:40.81 32.90	300m 3:13.67 32.86	350m 3:46.73 33.06	400m 4:19.84 33.11				
	450m 4:52.90 33.06	500m 5:25.61 32.71	550m 5:58.36 32.75	600m 6:31.08 32.72	650m 7:03.63 32.55	700m 7:36.62 32.99	750m 8:08.95 32.33	800m 8:39.36 30.41				
4	3	1	ESCOBAR TORRES Charetzeni Susana						MEX	0.76	8:39.41	4.31
	50m 30.51	100m 1:03.09 32.58	150m 1:35.24 32.15	200m 2:08.14 32.90	250m 2:40.52 32.38	300m 3:13.51 32.99	350m 3:45.94 32.43	400m 4:18.89 32.95				
	450m 4:51.11 32.22	500m 5:24.08 32.97	550m 5:56.59 32.51	600m 6:29.58 32.99	650m 7:02.02 32.44	700m 7:35.06 33.04	750m 8:07.52 32.46	800m 8:39.41 31.89				
5	3	6	CHARRON-WATSON Chanelle						CAN	0.79	8:44.66	9.56
	50m 30.63	100m 1:03.65 33.02	150m 1:36.31 32.66	200m 2:09.43 33.12	250m 2:42.22 32.79	300m 3:15.53 33.31	350m 3:48.18 32.65	400m 4:21.26 33.08				
	450m 4:53.76 32.50	500m 5:26.95 33.19	550m 6:00.20 33.25	600m 6:33.62 33.42	650m 7:06.47 32.85	700m 7:39.69 33.22	750m 8:12.34 32.65	800m 8:44.66 32.32				
6	3	5	KOBRIK Kristel						CHI	0.85	8:45.99	10.89
	50m 30.98	100m 1:03.83 32.85	150m 1:36.17 32.34	200m 2:09.16 32.99	250m 2:41.80 32.64	300m 3:14.77 32.97	350m 3:47.79 33.02	400m 4:20.80 33.01				
	450m 4:53.41 32.61	500m 5:26.71 33.30	550m 5:59.74 33.03	600m 6:33.02 33.28	650m 7:06.32 33.30	700m 7:39.84 33.52	750m 8:13.01 33.17	800m 8:45.99 32.98				
7	2	5	PINTO Andreina						VEN	0.77	8:46.67	11.57
	50m 31.25	100m 1:04.36 33.11	150m 1:37.41 33.05	200m 2:10.33 32.92	250m 2:43.33 33.00	300m 3:16.23 32.90	350m 3:49.28 33.05	400m 4:22.14 32.86				
	450m 4:54.67 32.53	500m 5:27.90 33.23	550m 6:00.74 32.84	600m 6:34.25 33.51	650m 7:07.43 33.18	700m 7:41.17 33.74	750m 8:14.29 33.12	800m 8:46.67 32.38				
8	3	2	GUENTHNER Laurabeth						USA	0.85	8:48.92	13.82
	50m 30.73	100m 1:03.76 33.03	150m 1:36.23 32.47	200m 2:09.20 32.97	250m 2:41.97 32.77	300m 3:14.96 32.99	350m 3:47.72 32.76	400m 4:20.91 33.19				
	450m 4:53.77 32.86	500m 5:26.94 33.17	550m 6:00.25 33.31	600m 6:34.15 33.90	650m 7:07.64 33.49	700m 7:41.79 34.15	750m 8:15.63 33.84	800m 8:48.92 33.29				
9	2	3	MARCUS Golda						ESA	0.75	8:57.17	22.07
	50m 31.64	100m 1:04.84 33.20	150m 1:37.95 33.11	200m 2:11.35 33.40	250m 2:44.60 33.25	300m 3:17.98 33.38	350m 3:51.62 33.64	400m 4:25.41 33.79				
	450m 4:59.18 33.77	500m 5:33.23 34.05	550m 6:07.40 34.17	600m 6:41.64 34.24	650m 7:15.61 33.97	700m 7:50.07 34.46	750m 8:23.97 33.90	800m 8:57.17 33.20				
10	3	8	RIBEIRO Nayara						BRA	0.95	9:09.11	34.01
	50m 31.55	100m 1:05.10 33.55	150m 1:38.90 33.80	200m 2:13.24 34.34	250m 2:48.01 34.77	300m 3:22.54 34.53	350m 3:57.37 34.83	400m 4:32.05 34.68				
	450m 5:06.89 34.84	500m 5:41.67 34.78	550m 6:16.72 35.05	600m 6:51.45 34.73	650m 7:26.15 34.70	700m 8:00.89 34.74	750m 8:35.38 34.49	800m 9:09.11 33.73				
11	2	6	CARRILLO Camila						CUB	0.82	9:20.03	44.93
	50m 32.14	100m 1:06.75 34.61	150m 1:41.45 34.70	200m 2:16.26 34.81	250m 2:51.00 34.74	300m 3:26.21 35.21	350m 4:01.48 35.27	400m 4:36.90 35.42				
	450m 5:11.89 34.99	500m 5:47.44 35.55	550m 6:22.50 35.06	600m 6:58.32 35.82	650m 7:33.42 35.10	700m 8:09.51 36.09	750m 8:44.69 35.18	800m 9:20.03 35.34				
12	2	2	TORRES Maria Alejandra						PER	0.80	9:25.80	50.70
	50m 31.98	100m 1:06.32 34.34	150m 1:40.87 34.55	200m 2:16.05 35.18	250m 2:51.10 35.05	300m 3:26.92 35.82	350m 4:01.98 35.06	400m 4:37.77 35.79				
	450m 5:13.30 35.53	500m 5:49.38 36.08	550m 6:25.31 35.93	600m 7:01.91 36.60	650m 7:37.90 35.99	700m 8:14.44 36.54	750m 8:50.49 36.05	800m 9:25.80 35.31				



Aquatic Park
Parque Acuático
Parque Acuático

19 JUL 2007
19:42

Swimming

Natação / Natación

Women's 800m Freestyle

800m Libre Femenino / 800m Libre Femenino

Heats

Séries / Series

Results Summary

Resumo dos Resultados / Resumen de Resultados

Heats

Event No. 23

Rank	Heat	Lane	Name	NOC Code	R.T.	Time	Time Behind	
13	2	1	GOMEZ-SANCHEZ CABALLERO Fiorella	PER	0.77	9:31.79	56.69	
	50m 32.20	100m 1:06.99	150m 1:41.89	200m 2:17.62	250m 2:52.90	300m 3:28.80	350m 4:05.18	400m 4:41.56
			34.90	35.73	35.28	35.90	36.38	36.38
	450m 5:17.96	500m 5:54.19	550m 6:30.47	600m 7:07.45	650m 7:43.87	700m 8:20.20	750m 8:55.77	
	36.40	36.23	36.28	36.98	36.42	36.33	35.57	36.02
14	1	5	CHAPLIN Jenna Chaplin	BAH	0.83	9:33.25	58.15	
	50m 32.93	100m 1:08.07	150m 1:43.51	200m 2:19.33	250m 2:55.29	300m 3:31.44	350m 4:07.82	400m 4:44.52
			35.44	35.82	35.96	36.15	36.38	36.70
	450m 5:20.75	500m 5:57.51	550m 6:34.04	600m 7:10.72	650m 7:47.13	700m 8:23.12	750m 8:58.65	
	36.23	36.76	36.53	36.68	36.41	35.99	35.53	34.60
15	1	4	EMAN Valerie	ARU	0.85	9:39.58	1:04.48	
	50m 32.73	100m 1:07.37	150m 1:42.79	200m 2:18.27	250m 2:54.63	300m 3:30.94	350m 4:07.56	400m 4:43.91
			35.42	35.48	36.36	36.31	36.62	36.35
	450m 5:20.66	500m 5:57.41	550m 6:34.40	600m 7:11.17	650m 7:48.70	700m 8:25.75	750m 9:02.58	
	36.75	36.75	36.99	36.77	37.53	37.05	36.83	37.00
16	1	3	RAHAEL Samantha	TRI	0.77	9:49.44	1:14.34	
	50m 32.28	100m 1:07.39	150m 1:43.69	200m 2:20.20	250m 2:57.41	300m 3:34.44	350m 4:12.58	400m 4:49.96
			36.30	36.51	37.21	37.03	38.14	37.38
	450m 5:27.61	500m 6:05.21	550m 6:43.29	600m 7:21.20	650m 7:58.81	700m 8:36.00	750m 9:13.05	
	37.65	37.60	38.08	37.91	37.61	37.19	37.05	36.39

Legend

WR World Record
R.T. Reaction Time

=WR Equal World Record
DSQ Disqualified

PR Panam Games Record
DNF Did not Finish

=PR Equal Panam Games Record
DNS Did not Start



Aquatic Park
Parque Acuático
Parque Acuático

19 JUL 2007
10:25

Swimming

Natação / Natación

Women's 100m Backstroke

100m Costas Femenino / 100m Espalda Femenino

Final - Heat 1

Finais - Heat 1 / Finales - Heat 1

Results

Resultados / Resultados

WR	59.44	28.30	COUGHLIN Natalie	USA	Melbourne (AUS)	27 MAR 2007
PR	1:01.71		BEDFORD Barbara	USA	Mer Del Plata (ARG)	14 MAR 1995

Final

Event No. 10

Rank	Lane	Name	NOC	R.T.	50m	Time	Time	
			Code				Behind	
1	3	SMIT Julia	USA	0.59	(3) 30.42	1:02.01 31.59		
2	4	MOLINA Fabiola	BRA	0.60	(4) 30.55	1:02.18 31.63	0.17	
3	5	WYCLIFFE Liz	CAN	0.68	(1) 30.14	1:02.46 32.32	0.45	
4	6	WHITE Brielle	USA	0.63	(2) 30.32	1:02.49 32.17	0.48	
5	2	COLORADO HENAO Carolina Colorado	COL	0.65	(7) 31.38	1:03.01 31.63	1.00	
6	7	MEREDITH Caitlin	CAN	0.67	(5) 31.31	1:04.09 32.78	2.08	
7	1	GONZALEZ RAMIREZ Maria Fernanda	MEX	0.69	(6) 31.35	1:04.33 32.98	2.32	
8	8	DILLETTE Alana	BAH	0.57	(8) 31.59	1:05.19 33.60	3.18	

Legend

WR World Record =WR Equal World Record PR Panam Games Record =PR Equal Panam Games Record
R.T. Reaction Time DSQ Disqualified DNF Did not Finish DNS Did not Start



Aquatic Park
Parque Acuático
Parque Acuático

18 JUL 2007
10:53

Swimming

Natação / Natación

Women's 100m Backstroke

100m Costas Femenino / 100m Espalda Femenino

Semifinals - Heat 1

Semifinais - Heat 1 / Semifinales - Heat 1

Results

Resultados / Resultados

WR	59.44	28.30	COUGHLIN Natalie	USA	Melbourne (AUS)	27 MAR 2007
PR	1:01.71		BEDFORD Barbara	USA	Mer Del Plata (ARG)	14 MAR 1995

Semifinal 1 of 2

Event No. 10

Rank	Lane	Name	NOC	R.T.	50m	Time	Time	
			Code				Behind	
1	4	WHITE Brielle	USA	0.67	(1) 30.37	1:03.10 32.73		
2	5	MEREDITH Caitlin	CAN	0.69	(5) 31.30	1:04.00 32.70	0.90	
3	6	GONZALEZ RAMIREZ Maria Fernanda	MEX	0.68	(4) 31.25	1:04.29 33.04	1.19	
4	2	DILLETTE Alana	BAH	0.60	(3) 31.17	1:04.39 33.22	1.29	
5	3	VOLCAN Erin	VEN	0.66	(2) 31.03	1:04.55 33.52	1.45	
6	7	ALVARENGA Fernanda	BRA	0.68	(6) 32.27	1:06.60 34.33	3.50	
7	8	CARRILLO Massie	PER	0.52	(8) 32.74	1:07.14 34.40	4.04	
8	1	WICKHAM Donna-Marie	TRI	0.64	(7) 32.40	1:09.12 36.72	6.02	

Legend			
WR	World Record	=WR	Equal World Record
AF	African Record	=AF	Equal African Record
AS	Asian Record	=AS	Equal Asian Record
OC	Oceania Record	=OC	Equal Oceania Record
R.T.	Reaction Time	DSQ	Disqualified
		OR	Olympic Record
		AM	Americas Record
		EU	European Record
		DNF	Did not Finish
		=OR	Equal Olympic Record
		=AM	Equal Americas Record
		=EU	Equal European Record
		DNS	Did not Start



Aquatic Park
Parque Acuático
Parque Acuático

18 JUL 2007
10:53

Swimming

Natação / Natación

Women's 100m Backstroke

100m Costas Femenino / 100m Espalda Femenino

Semifinals - Heat 2

Semifinais - Heat 2 / Semifinales - Heat 2

Results

Resultados / Resultados

WR	59.44	28.30	COUGHLIN Natalie	USA	Melbourne (AUS)	27 MAR 2007
PR	1:01.71		BEDFORD Barbara	USA	Mer Del Plata (ARG)	14 MAR 1995

Semifinal 2 of 2

Event No. 10

Rank	Lane	Name	NOC	R.T.	50m	Time	Time	
			Code				Behind	
1	6	MOLINA Fabiola	BRA	0.60	(1) 30.21	1:02.26 32.05		
2	5	WYCLIFFE Liz	CAN	0.69	(3) 30.52	1:02.49 31.97	0.23	
3	4	SMIT Julia	USA	0.64	(2) 30.29	1:02.67 32.38	0.41	
4	3	COLORADO HENAO Carolina Colorado	COL	0.65	(4) 31.15	1:03.33 32.18	1.07	
5	2	AITKEN Kiera	BER	0.72	(6) 32.03	1:05.93 33.90	3.67	
6	7	VILLASENOR REYES Lourdes	MEX	0.70	(7) 32.45	1:06.47 34.02	4.21	
7	1	PINTO Jeserick	VEN	0.66	(5) 31.67	1:07.32 35.65	5.06	
8	8	Slavica PAVIC	PER	0.65	(8) 32.92	1:08.53 35.61	6.27	

Legend			
WR	World Record	=WR	Equal World Record
AF	African Record	=AF	Equal African Record
AS	Asian Record	=AS	Equal Asian Record
OC	Oceania Record	=OC	Equal Oceania Record
R.T.	Reaction Time	DSQ	Disqualified
		OR	Olympic Record
		AM	Americas Record
		EU	European Record
		DNF	Did not Finish
		=OR	Equal Olympic Record
		=AM	Equal Americas Record
		=EU	Equal European Record
		DNS	Did not Start



Aquatic Park
Parque Acuático
Parque Acuático

18 JUL 2007
10:53

Swimming

Natação / Natación

Women's 100m Backstroke

100m Costas Femenino / 100m Espalda Femenino

Semifinals

Semifinais / Semifinales

Results Summary

Resumo dos Resultados / Resumen de Resultados

WR	59.44	28.30	COUGHLIN Natalie	USA	Melbourne (AUS)	27 MAR 2007
PR	1:01.71		BEDFORD Barbara	USA	Mer Del Plata (ARG)	14 MAR 1995

Semifinals

Event No. 10

Rank	Heat	Lane	Name	NOC Code	R.T.	50m	Time	Time Behind
1	2	6	MOLINA Fabiola	BRA	0.60	30.21	1:02.26 32.05	
2	2	5	WYCLIFFE Liz	CAN	0.69	30.52	1:02.49 31.97	0.23
3	2	4	SMIT Julia	USA	0.64	30.29	1:02.67 32.38	0.41
4	1	4	WHITE Brielle	USA	0.67	30.37	1:03.10 32.73	0.84
5	2	3	COLORADO HENAO Carolina Colorado	COL	0.65	31.15	1:03.33 32.18	1.07
6	1	5	MEREDITH Caitlin	CAN	0.69	31.30	1:04.00 32.70	1.74
7	1	6	GONZALEZ RAMIREZ Maria Fernanda	MEX	0.68	31.25	1:04.29 33.04	2.03
8	1	2	DILLETTE Alana	BAH	0.60	31.17	1:04.39 33.22	2.13
9	1	3	VOLCAN Erin	VEN	0.66	31.03	1:04.55 33.52	2.29
10	2	2	AITKEN Kiera	BER	0.72	32.03	1:05.93 33.90	3.67
11	2	7	VILLASEÑOR REYES Lourdes	MEX	0.70	32.45	1:06.47 34.02	4.21
12	1	7	ALVARENGA Fernanda	BRA	0.68	32.27	1:06.60 34.33	4.34
13	1	8	CARRILLO Massie	PER	0.52	32.74	1:07.14 34.40	4.88
14	2	1	PINTO Jeserick	VEN	0.66	31.67	1:07.32 35.65	5.06
15	2	8	Slavica PAVIC	PER	0.65	32.92	1:08.53 35.61	6.27
16	1	1	WICKHAM Donna-Marie	TRI	0.64	32.40	1:09.12 36.72	6.86

Legend			
WR	World Record	=WR	Equal World Record
AF	African Record	=AF	Equal African Record
AS	Asian Record	=AS	Equal Asian Record
OC	Oceania Record	=OC	Equal Oceania Record
R.T.	Reaction Time	DSQ	Disqualified
		OR	Olympic Record
		AM	Americas Record
		EU	European Record
		DNF	Did not Finish
		DNS	Did not Start
		=OR	Equal Olympic Record
		=AM	Equal Americas Record
		=EU	Equal European Record



Aquatic Park
Parque Acuático
Parque Acuático

17 JUL 2007
19:00

Swimming
Natação / Natación

Women's 100m Backstroke
100m Costas Femenino / 100m Espalda Femenino

Heats - Heat 1
Séries - Heat 1 / Series - Heat 1

Results

Resultados / Resultados

WR	59.44	28.30	COUGHLIN Natalie	USA	Melbourne (AUS)	27 MAR 2007
PR	1:01.71		BEDFORD Barbara	USA	Mer Del Plata (ARG)	14 MAR 1995

Heat 1 of 3

Event No. 10

Rank	Lane	Name	NOC	R.T.	50m	Time	Time	
			Code				Behind	
1	4	WHITE Brielle	USA	0.69	(1) 30.26	1:02.46 32.20		
2	5	VOLCAN Erin	VEN	0.70	(2) 31.17	1:03.90 32.73	1.44	
3	6	VILLASENOR REYES Lourdes	MEX	0.66	(4) 32.14	1:05.40 33.26	2.94	
4	3	ALVARENGA Fernanda	BRA	0.67	(3) 31.97	1:06.15 34.18	3.69	
5	2	Slavica PAVIC	PER	0.66	(5) 33.03	1:08.39 35.36	5.93	
6	7	FERDINAND Natalie	BAR	0.62	(6) 33.09	1:09.60 36.51	7.14	

Legend			
WR	World Record	=WR	Equal World Record
AF	African Record	=AF	Equal African Record
AS	Asian Record	=AS	Equal Asian Record
OC	Oceania Record	=OC	Equal Oceania Record
R.T.	Reaction Time	DSQ	Disqualified
		OR	Olympic Record
		AM	Americas Record
		EU	European Record
		DNF	Did not Finish
		=OR	Equal Olympic Record
		=AM	Equal Americas Record
		=EU	Equal European Record
		DNS	Did not Start



Aquatic Park
Parque Acuático
Parque Acuático

17 JUL 2007
19:00

Swimming
Natação / Natación

Women's 100m Backstroke
100m Costas Femenino / 100m Espalda Femenino

Heats - Heat 2
Séries - Heat 2 / Series - Heat 2

Results

Resultados / Resultados

WR	59.44	28.30	COUGHLIN Natalie	USA	Melbourne (AUS)	27 MAR 2007
PR	1:01.71		BEDFORD Barbara	USA	Mer Del Plata (ARG)	14 MAR 1995

Heat 2 of 3

Event No. 10

Rank	Lane	Name	NOC	R.T.	50m	Time	Time	
			Code				Behind	
1	5	SMIT Julia	USA	0.66	(1) 30.06	1:02.33 32.27		
2	4	WYCLIFFE Liz	CAN	0.74	(2) 31.00	1:02.69 31.69	0.36	
3	3	COLORADO HENAO Carolina Colorado	COL	0.68	(4) 31.53	1:03.38 31.85	1.05	
4	6	DILLETTE Alana	BAH	0.57	(2) 31.00	1:05.23 34.23	2.90	
5	2	CARRILLO Massie	PER	0.51	(6) 33.24	1:09.06 35.82	6.73	
6	7	KETELAARS Silvie	AHO	0.62	(5) 32.76	1:09.98 37.22	7.65	

Legend			
WR	World Record	=WR	Equal World Record
AF	African Record	=AF	Equal African Record
AS	Asian Record	=AS	Equal Asian Record
OC	Oceania Record	=OC	Equal Oceania Record
R.T.	Reaction Time	DSQ	Disqualified
		OR	Olympic Record
		AM	Americas Record
		EU	European Record
		DNF	Did not Finish
		DNF	Did not Start
		=OR	Equal Olympic Record
		=AM	Equal Americas Record
		=EU	Equal European Record



Aquatic Park
Parque Acuático
Parque Acuático

17 JUL 2007
19:00

Swimming
Natação / Natación

Women's 100m Backstroke
100m Costas Femenino / 100m Espalda Femenino

Heats - Heat 3
Séries - Heat 3 / Series - Heat 3

Results

Resultados / Resultados

WR	59.44	28.30	COUGHLIN Natalie	USA	Melbourne (AUS)	27 MAR 2007
PR	1:01.71		BEDFORD Barbara	USA	Mer Del Plata (ARG)	14 MAR 1995

Heat 3 of 3

Event No. 10

Rank	Lane	Name	NOC	R.T.	50m	Time	Time	
			Code				Behind	
1	5	MEREDITH Caitlin	CAN	0.69	(1) 30.77	1:02.98 32.21		
2	4	MOLINA Fabiola	BRA	0.61	(3) 30.92	1:04.13 33.21	1.15	
3	3	GONZALEZ RAMIREZ Maria Fernanda	MEX	0.65	(2) 30.80	1:04.34 33.54	1.36	
4	6	AITKEN Kiera	BER	0.72	(4) 31.40	1:05.18 33.78	2.20	
5	2	PINTO Jeserick	VEN	0.66	(5) 31.69	1:06.48 34.79	3.50	
6	7	WICKHAM Donna-Marie	TRI	0.69	(6) 32.10	1:07.54 35.44	4.56	
7	1	REMERSARO Ines	URU	0.71	(7) 34.12	1:10.50 36.38	7.52	

Legend			
WR	World Record	=WR	Equal World Record
AF	African Record	=AF	Equal African Record
AS	Asian Record	=AS	Equal Asian Record
OC	Oceania Record	=OC	Equal Oceania Record
R.T.	Reaction Time	DSQ	Disqualified
		OR	Olympic Record
		AM	Americas Record
		EU	European Record
		DNF	Did not Finish
		=OR	Equal Olympic Record
		=AM	Equal Americas Record
		=EU	Equal European Record
		DNS	Did not Start



Aquatic Park
Parque Acuático
Parque Acuático

17 JUL 2007
19:00

Swimming

Natação / Natación

Women's 100m Backstroke

100m Costas Femenino / 100m Espalda Femenino

Heats

Séries / Series

Results Summary

Resumo dos Resultados / Resumen de Resultados

WR	59.44	28.30	COUGHLIN Natalie	USA	Melbourne (AUS)	27 MAR 2007
PR	1:01.71		BEDFORD Barbara	USA	Mer Del Plata (ARG)	14 MAR 1995

Heats

Event No. 10

Rank	Heat	Lane	Name	NOC Code	R.T.	50m	Time	Time Behind
1	2	5	SMIT Julia	USA	0.66	30.06	1:02.33 32.27	
2	1	4	WHITE Brielle	USA	0.69	30.26	1:02.46 32.20	0.13
3	2	4	WYCLIFFE Liz	CAN	0.74	31.00	1:02.69 31.69	0.36
4	3	5	MEREDITH Caitlin	CAN	0.69	30.77	1:02.98 32.21	0.65
5	2	3	COLORADO HENAO Carolina Colorado	COL	0.68	31.53	1:03.38 31.85	1.05
6	1	5	VOLCAN Erin	VEN	0.70	31.17	1:03.90 32.73	1.57
7	3	4	MOLINA Fabiola	BRA	0.61	30.92	1:04.13 33.21	1.80
8	3	3	GONZALEZ RAMIREZ Maria Fernanda	MEX	0.65	30.80	1:04.34 33.54	2.01
9	3	6	AITKEN Kiera	BER	0.72	31.40	1:05.18 33.78	2.85
10	2	6	DILLETTE Alana	BAH	0.57	31.00	1:05.23 34.23	2.90
11	1	6	VILLASEÑOR REYES Lourdes	MEX	0.66	32.14	1:05.40 33.26	3.07
12	1	3	ALVARENGA Fernanda	BRA	0.67	31.97	1:06.15 34.18	3.82
13	3	2	PINTO Jeserick	VEN	0.66	31.69	1:06.48 34.79	4.15
14	3	7	WICKHAM Donna-Marie	TRI	0.69	32.10	1:07.54 35.44	5.21
15	1	2	Slavica PAVIC	PER	0.66	33.03	1:08.39 35.36	6.06
16	2	2	CARRILLO Massie	PER	0.51	33.24	1:09.06 35.82	6.73
17	1	7	FERDINAND Natalie	BAR	0.62	33.09	1:09.60 36.51	7.27
18	2	7	KETELAARS Silvie	AHO	0.62	32.76	1:09.98 37.22	7.65
19	3	1	REMERSARO Ines	URU	0.71	34.12	1:10.50 36.38	8.17

Legend			
WR	World Record	=WR	Equal World Record
AF	African Record	=AF	Equal African Record
AS	Asian Record	=AS	Equal Asian Record
OC	Oceania Record	=OC	Equal Oceania Record
R.T.	Reaction Time	DSQ	Disqualified
		OR	Olympic Record
		AM	Americas Record
		EU	European Record
		DNF	Did not Finish
		=OR	Equal Olympic Record
		=AM	Equal Americas Record
		=EU	Equal European Record
		DNS	Did not Start



Aquatic Park
Parque Acuático
Parque Acuático

22 JUL 2007
10:19

Swimming

Natação / Natación

Women's 200m Backstroke

200m Costas Feminino / 200m Espalda Femenino

Final - Heat 1

Finais - Heat 1 / Finales - Heat 1

Results

Resultados / Resultados

WR	2:06.62	30.55	1:02.34	1:34.79	EGERSZEGI Krisztina	HUN	Athens (GRE)	25 AUG 1991
PR	2:12.35	31.76	1:05.32	1:39.32	CRIPPEN Teresa	USA	Rio de Janeiro (BRA)	20 JUL 2007

Final

Event No. 28

Rank	Lane	Name	NOC Code	R.T.	50m	100m	150m	Time	Time Behind	
1	4	CRIPPEN Teresa	USA	0.77	(2) 31.19	(1) 1:03.68 32.49	(1) 1:37.61 33.93	2:10.57 32.96		PR
2	3	SMIT Julia	USA	0.67	(1) 31.13	(2) 1:03.94 32.81	(2) 1:37.73 33.79	2:11.18 33.45	0.61	
3	5	WYCLIFFE Liz	CAN	0.72	(4) 31.56	(3) 1:04.64 33.08	(3) 1:38.34 33.70	2:13.29 34.95	2.72	
4	2	STANWORTH-BELLEVILLE Karah	CAN	0.72	(6) 32.23	(6) 1:06.27 34.04	(5) 1:41.38 35.11	2:17.11 35.73	6.54	
5	7	GONZALEZ RAMIREZ Maria Fernanda	MEX	0.69	(3) 31.34	(4) 1:06.10 34.76	(6) 1:41.62 35.52	2:17.33 35.71	6.76	
6	6	VOLCAN Erin	VEN	0.71	(5) 32.17	(5) 1:06.24 34.07	(4) 1:41.05 34.81	2:17.46 36.41	6.89	
7	1	VILLASEÑOR REYES Lourdes	MEX	0.72	(8) 33.24	(8) 1:08.55 35.31	(8) 1:44.59 36.04	2:20.29 35.70	9.72	
8	8	BARACHO Paula	BRA	0.81	(7) 32.57	(7) 1:07.97 35.40	(7) 1:44.35 36.38	2:21.05 36.70	10.48	

Legend

WR World Record
R.T. Reaction Time

=WR Equal World Record
DSQ Disqualified

PR Panam Games Record
DNF Did not Finish

=PR Equal Panam Games Record
DNS Did not Start



Aquatic Park
Parque Acuático
Parque Acuático

21 JUL 2007
11:10

Swimming

Natação / Natación

Women's 200m Backstroke

200m Costas Femenino / 200m Espalda Femenino

Semifinals - Heat 1

Semifinais - Heat 1 / Semifinales - Heat 1

Results

Resultados / Resultados

WR	2:06.62	30.55	1:02.34	1:34.79	EGERSZEGI Krisztina	HUN	Athens (GRE)	25 AUG 1991
PR	2:12.35	31.76	1:05.32	1:39.32	CRIPPEN Teresa	USA	Rio de Janeiro (BRA)	20 JUL 2007

Semifinal 1 of 2

Event No. 28

Rank	Lane	Name	NOC Code	R.T.	50m	100m	150m	Time	Time Behind
1	4	WYCLIFFE Liz	CAN	0.72	(1) 31.75	(1) 1:04.94 33.19	(1) 1:39.03 34.09	2:12.86 33.83	
2	3	VOLCAN Erin	VEN	0.67	(2) 32.56	(2) 1:06.73 34.17	(2) 1:41.38 34.65	2:16.80 35.42	3.94
3	5	STANWORTH-BELLEVILLE Karah	CAN	0.72	(3) 32.69	(3) 1:07.56 34.87	(3) 1:42.57 35.01	2:17.47 34.90	4.61
4	6	ALVARENGA Fernanda	BRA	0.68	(4) 32.78	(4) 1:08.13 35.35	(4) 1:45.30 37.17	2:22.09 36.79	9.23
5	2	AITKEN Kiera	BER	0.74	(6) 33.52	(5) 1:09.49 35.97	(5) 1:46.73 37.24	2:24.24 37.51	11.38
6	7	PINTO Jeserick	VEN	0.69	(5) 33.41	(6) 1:10.96 37.55	(6) 1:50.49 39.53	2:30.00 39.51	17.14
7	1	SCHNETTLER RAMIREZ Mariana	CHI	0.69	(8) 35.13	(7) 1:13.28 38.15	(7) 1:52.19 38.91	2:31.41 39.22	18.55
8	8	REMERSARO Ines	URU	0.68	(7) 34.84	(8) 1:13.61 38.77	(8) 1:53.17 39.56	2:32.64 39.47	19.78

Legend

WR World Record
R.T. Reaction Time

=WR Equal World Record
DSQ Disqualified

PR Panam Games Record
DNF Did not Finish

=PR Equal Panam Games Record
DNS Did not Start



Aquatic Park
Parque Acuático
Parque Acuático

21 JUL 2007
11:10

Swimming

Natação / Natación

Women's 200m Backstroke

200m Costas Femenino / 200m Espalda Femenino

Semifinals - Heat 2

Semifinais - Heat 2 / Semifinales - Heat 2

Results

Resultados / Resultados

WR	2:06.62	30.55	1:02.34	1:34.79	EGERSZEGI Krisztina	HUN	Athens (GRE)	25 AUG 1991
PR	2:12.35	31.76	1:05.32	1:39.32	CRIPPEN Teresa	USA	Rio de Janeiro (BRA)	20 JUL 2007

Semifinal 2 of 2

Event No. 28

Rank	Lane	Name	NOC Code	R.T.	50m	100m	150m	Time	Time Behind
1	4	CRIPPEN Teresa	USA	0.77	(3) 31.97	(1) 1:05.10 33.13	(1) 1:39.41 34.31	2:12.75 33.34	
2	5	SMIT Julia	USA	0.68	(2) 31.91	(2) 1:05.21 33.30	(2) 1:40.36 35.15	2:13.50 33.14	0.75
3	6	GONZALEZ RAMIREZ Maria Fernanda	MEX	0.75	(1) 31.81	(3) 1:06.91 35.10	(3) 1:42.70 35.79	2:18.13 35.43	5.38
4	3	VILLASEÑOR REYES Lourdes	MEX	0.68	(4) 33.23	(5) 1:08.89 35.66	(4) 1:44.72 35.83	2:19.44 34.72	6.69
5	2	BARACHO Paula	BRA	0.80	(5) 33.33	(4) 1:08.65 35.32	(5) 1:44.82 36.17	2:20.20 35.38	7.45
6	7	PAVIC Slavica	PER	0.62	(6) 33.83	(6) 1:10.90 37.07	(6) 1:49.05 38.15	2:27.79 38.74	15.04
7	1	CARRILLO Massie	PER	0.51	(7) 34.37	(7) 1:12.72 38.35	(7) 1:51.65 38.93	2:30.05 38.40	17.30
8	8	LIGHTBOURN McKayla Lightbourn	BAH	0.78	(8) 35.29	(8) 1:13.14 37.85	(8) 1:52.10 38.96	2:31.14 39.04	18.39

Legend

WR World Record
R.T. Reaction Time

=WR Equal World Record
DSQ Disqualified

PR Panam Games Record
DNF Did not Finish

=PR Equal Panam Games Record
DNS Did not Start



Aquatic Park
Parque Acuático
Parque Acuático

21 JUL 2007
11:10

Swimming

Natação / Natación

Women's 200m Backstroke

200m Costas Feminino / 200m Espalda Femenino

Semifinals

Semifinais / Semifinales

Results Summary

Resumo dos Resultados / Resumen de Resultados

WR	2:06.62	30.55	1:02.34	1:34.79	EGERSZEGI Krisztina	HUN	Athens (GRE)	25 AUG 1991
PR	2:12.35	31.76	1:05.32	1:39.32	CRIPPEN Teresa	USA	Rio de Janeiro (BRA)	20 JUL 2007

Semifinals

Event No. 28

Rank	Heat	Lane	Name	NOC Code	R.T.	50m	100m	150m	Time	Time Behind
1	2	4	CRIPPEN Teresa	USA	0.77	31.97	1:05.10 33.13	1:39.41 34.31	2:12.75 33.34	
2	1	4	WYCLIFFE Liz	CAN	0.72	31.75	1:04.94 33.19	1:39.03 34.09	2:12.86 33.83	0.11
3	2	5	SMIT Julia	USA	0.68	31.91	1:05.21 33.30	1:40.36 35.15	2:13.50 33.14	0.75
4	1	3	VOLCAN Erin	VEN	0.67	32.56	1:06.73 34.17	1:41.38 34.65	2:16.80 35.42	4.05
5	1	5	STANWORTH-BELLEVILLE Karah	CAN	0.72	32.69	1:07.56 34.87	1:42.57 35.01	2:17.47 34.90	4.72
6	2	6	GONZALEZ RAMIREZ Maria Fernanda	MEX	0.75	31.81	1:06.91 35.10	1:42.70 35.79	2:18.13 35.43	5.38
7	2	3	VILLASEÑOR REYES Lourdes	MEX	0.68	33.23	1:08.89 35.66	1:44.72 35.83	2:19.44 34.72	6.69
8	2	2	BARACHO Paula	BRA	0.80	33.33	1:08.65 35.32	1:44.82 36.17	2:20.20 35.38	7.45
9	1	6	ALVARENGA Fernanda	BRA	0.68	32.78	1:08.13 35.35	1:45.30 37.17	2:22.09 36.79	9.34
10	1	2	AITKEN Kiera	BER	0.74	33.52	1:09.49 35.97	1:46.73 37.24	2:24.24 37.51	11.49
11	2	7	PAVIC Slavica	PER	0.62	33.83	1:10.90 37.07	1:49.05 38.15	2:27.79 38.74	15.04
12	1	7	PINTO Jeserick	VEN	0.69	33.41	1:10.96 37.55	1:50.49 39.53	2:30.00 39.51	17.25
13	2	1	CARRILLO Massie	PER	0.51	34.37	1:12.72 38.35	1:51.65 38.93	2:30.05 38.40	17.30
14	2	8	LIGHTBOURN McKayla Lightbourn	BAH	0.78	35.29	1:13.14 37.85	1:52.10 38.96	2:31.14 39.04	18.39
15	1	1	SCHNETTLER RAMIREZ Mariana	CHI	0.69	35.13	1:13.28 38.15	1:52.19 38.91	2:31.41 39.22	18.66
16	1	8	REMERSARO Ines	URU	0.68	34.84	1:13.61 38.77	1:53.17 39.56	2:32.64 39.47	19.89

Legend

WR World Record
R.T. Reaction Time

=WR Equal World Record
DSQ Disqualified

PR Panam Games Record
DNF Did not Finish

=PR Equal Panam Games Record
DNS Did not Start



Aquatic Park
Parque Acuático
Parque Acuático

20 JUL 2007
19:35

Swimming

Natação / Natación

Women's 200m Backstroke

200m Costas Feminino / 200m Espalda Femenino

Heats - Heat 1

Séries - Heat 1 / Series - Heat 1

Results

Resultados / Resultados

WR	2:06.62	30.55	1:02.34	1:34.79	EGERSZEGI Krisztina	HUN	Athens (GRE)	25 AUG 1991
PR	2:12.48				KNAPP Denali	USA	Winnipeg (CAN)	7 AUG 1999

Heat 1 of 3

Event No. 28

Rank	Lane	Name	NOC Code	R.T.	50m	100m	150m	Time	Time Behind
1	4	WYCLIFFE Liz	CAN	0.71	(1) 31.59	(1) 1:05.11 33.52	(1) 1:38.89 33.78	2:13.41 34.52	
2	5	VILLASEÑOR REYES Lourdes	MEX	0.71	(3) 32.62	(2) 1:07.27 34.65	(2) 1:42.58 35.31	2:17.34 34.76	3.93
3	3	GONZALEZ RAMIREZ Maria Fernanda	MEX	0.72	(2) 32.06	(3) 1:07.71 35.65	(3) 1:44.17 36.46	2:20.46 36.29	7.05
4	6	AITKEN Kiera	BER	0.68	(4) 33.20	(4) 1:09.18 35.98	(4) 1:46.63 37.45	2:24.57 37.94	11.16
5	2	LIGHTBOURN McKayla Lightbourn	BAH	0.86	(5) 34.80	(5) 1:13.00 38.20	(5) 1:52.14 39.14	2:31.31 39.17	17.90
6	7	HARCROW Lauren	ISV	0.65	(6) 34.96	(6) 1:13.89 38.93	(6) 1:56.28 42.39	2:37.81 41.53	24.40

Legend

WR World Record =WR Equal World Record PR Panam Games Record =PR Equal Panam Games Record
R.T. Reaction Time DSQ Disqualified DNF Did not Finish DNS Did not Start



Aquatic Park
Parque Acuático
Parque Acuático

20 JUL 2007
19:35

Swimming

Natação / Natación

Women's 200m Backstroke

200m Costas Feminino / 200m Espalda Femenino

Heats - Heat 2

Séries - Heat 2 / Series - Heat 2

Results

Resultados / Resultados

WR	2:06.62	30.55	1:02.34	1:34.79	EGERSZEGI Krisztina	HUN	Athens (GRE)	25 AUG 1991
PR	2:12.48				KNAPP Denali	USA	Winnipeg (CAN)	7 AUG 1999

Heat 2 of 3

Event No. 28

Rank	Lane	Name	NOC Code	R.T.	50m	100m	150m	Time	Time Behind
1	4	SMIT Julia	USA	0.63	(1) 32.08	(1) 1:06.65 34.57	(2) 1:41.94 35.29	2:15.90 33.96	
2	5	STANWORTH-BELLEVILLE Karah	CAN	0.70	(2) 32.33	(2) 1:06.92 34.59	(1) 1:41.65 34.73	2:16.44 34.79	0.54
3	3	ALVARENGA Fernanda	BRA	0.67	(3) 32.90	(3) 1:08.01 35.11	(3) 1:44.80 36.79	2:22.39 37.59	6.49
4	6	PAVIC Slavica	PER	0.61	(4) 33.71	(4) 1:10.47 36.76	(4) 1:48.62 38.15	2:25.60 36.98	9.70
5	7	SCHNETTLER RAMIREZ Mariana	CHI	0.72	(5) 35.11	(5) 1:12.39 37.28	(5) 1:50.97 38.58	2:30.16 39.19	14.26
6	2	REMERSARO Ines	URU	0.63	(6) 35.39	(6) 1:13.88 38.49	(6) 1:53.53 39.65	2:32.03 38.50	16.13
7	1	TORREZ Dalia Massiel	NCA	0.69	(7) 37.89	(7) 1:18.93 41.04	(7) 2:01.34 42.41	2:43.63 42.29	27.73

Legend

WR World Record
R.T. Reaction Time

=WR Equal World Record
DSQ Disqualified

PR Panam Games Record
DNF Did not Finish

=PR Equal Panam Games Record
DNS Did not Start



Aquatic Park
Parque Acuático
Parque Acuático

20 JUL 2007
19:35

Swimming

Natação / Natación

Women's 200m Backstroke

200m Costas Feminino / 200m Espalda Femenino

Heats - Heat 3

Séries - Heat 3 / Series - Heat 3

Results

Resultados / Resultados

WR	2:06.62	30.55	1:02.34	1:34.79	EGERSZEGI Krisztina	HUN	Athens (GRE)	25 AUG 1991
PR	2:12.48				KNAPP Denali	USA	Winnipeg (CAN)	7 AUG 1999

Heat 3 of 3

Event No. 28

Rank	Lane	Name	NOC Code	R.T.	50m	100m	150m	Time	Time Behind	
1	4	CRIPPEN Teresa	USA	0.67	(1) 31.76	(1) 1:05.32 33.56	(1) 1:39.32 34.00	2:12.35 33.03		PR
2	5	VOLCAN Erin	VEN	0.68	(2) 32.80	(2) 1:06.78 33.98	(2) 1:42.07 35.29	2:17.47 35.40	5.12	
3	3	BARACHO Paula	BRA	0.78	(3) 33.61	(3) 1:09.80 36.19	(3) 1:46.86 37.06	2:23.48 36.62	11.13	
4	2	PINTO Jeserick	VEN	0.67	(4) 33.69	(4) 1:10.72 37.03	(4) 1:47.68 36.96	2:26.35 38.67	14.00	
5	7	CARRILLO Massie	PER	0.52	(5) 34.51	(5) 1:12.47 37.96	(5) 1:51.01 38.54	2:28.64 37.63	16.29	
6	1	POUCHET Renee	TRI	0.74	(6) 37.21	(6) 1:18.34 41.13	(6) 2:01.65 43.31	2:44.78 43.13	32.43	
	6	DILLETTE Alana	BAH					DNS		

Legend

WR World Record =WR Equal World Record PR Panam Games Record =PR Equal Panam Games Record
R.T. Reaction Time DSQ Disqualified DNF Did not Finish DNS Did not Start



Aquatic Park
Parque Acuático
Parque Acuático

20 JUL 2007
19:35

Swimming

Natação / Natación

Women's 200m Backstroke

200m Costas Feminino / 200m Espalda Femenino

Heats

Séries / Series

Results Summary

Resumo dos Resultados / Resumen de Resultados

WR	2:06.62	30.55	1:02.34	1:34.79	EGERSZEGI Krisztina	HUN	Athens (GRE)	25 AUG 1991
PR	2:12.48				KNAPP Denali	USA	Winnipeg (CAN)	7 AUG 1999

Heats

Event No. 28

Rank	Heat	Lane	Name	NOC Code	R.T.	50m	100m	150m	Time	Time Behind	
1	3	4	CRIPPEN Teresa	USA	0.67	31.76	1:05.32 33.56	1:39.32 34.00	2:12.35 33.03		PR
2	1	4	WYCLIFFE Liz	CAN	0.71	31.59	1:05.11 33.52	1:38.89 33.78	2:13.41 34.52	1.06	
3	2	4	SMIT Julia	USA	0.63	32.08	1:06.65 34.57	1:41.94 35.29	2:15.90 33.96	3.55	
4	2	5	STANWORTH-BELLEVILLE Karah	CAN	0.70	32.33	1:06.92 34.59	1:41.65 34.73	2:16.44 34.79	4.09	
5	1	5	VILLASEÑOR REYES Lourdes	MEX	0.71	32.62	1:07.27 34.65	1:42.58 35.31	2:17.34 34.76	4.99	
6	3	5	VOLCAN Erin	VEN	0.68	32.80	1:06.78 33.98	1:42.07 35.29	2:17.47 35.40	5.12	
7	1	3	GONZALEZ RAMIREZ Maria Fernanda	MEX	0.72	32.06	1:07.71 35.65	1:44.17 36.46	2:20.46 36.29	8.11	
8	2	3	ALVARENGA Fernanda	BRA	0.67	32.90	1:08.01 35.11	1:44.80 36.79	2:22.39 37.59	10.04	
9	3	3	BARACHO Paula	BRA	0.78	33.61	1:09.80 36.19	1:46.86 37.06	2:23.48 36.62	11.13	
10	1	6	AITKEN Kiera	BER	0.68	33.20	1:09.18 35.98	1:46.63 37.45	2:24.57 37.94	12.22	
11	2	6	PAVIC Slavica	PER	0.61	33.71	1:10.47 36.76	1:48.62 38.15	2:25.60 36.98	13.25	
12	3	2	PINTO Jeserick	VEN	0.67	33.69	1:10.72 37.03	1:47.68 36.96	2:26.35 38.67	14.00	
13	3	7	CARRILLO Massie	PER	0.52	34.51	1:12.47 37.96	1:51.01 38.54	2:28.64 37.63	16.29	
14	2	7	SCHNETTLER RAMIREZ Mariana	CHI	0.72	35.11	1:12.39 37.28	1:50.97 38.58	2:30.16 39.19	17.81	
15	1	2	LIGHTBOURN McKayla Lightbourn	BAH	0.86	34.80	1:13.00 38.20	1:52.14 39.14	2:31.31 39.17	18.96	
16	2	2	REMERSARO Ines	URU	0.63	35.39	1:13.88 38.49	1:53.53 39.65	2:32.03 38.50	19.68	
17	1	7	HARCROW Lauren	ISV	0.65	34.96	1:13.89 38.93	1:56.28 42.39	2:37.81 41.53	25.46	
18	2	1	TORREZ Dalia Massiel	NCA	0.69	37.89	1:18.93 41.04	2:01.34 42.41	2:43.63 42.29	31.28	
19	3	1	POUCHET Renee	TRI	0.74	37.21	1:18.34 41.13	2:01.65 43.31	2:44.78 43.13	32.43	
	3	6	DILLETTE Alana	BAH					DNS		

Legend

WR World Record
R.T. Reaction Time

=WR Equal World Record
DSQ Disqualified

PR Panam Games Record
DNF Did not Finish

=PR Equal Panam Games Record
DNS Did not Start



Aquatic Park
Parque Aquático
Parque Acuático

19 JUL 2007
11:03

Swimming

Natação / Natación

Women's 100m Breaststroke

100m Peito Feminino / 100m Braza Femenino

Final - Heat 1

Finais - Heat 1 / Finales - Heat 1

Results

Resultados / Resultados

WR	1:05.09	30.83	JONES Leisel	AUS	Melbourne (AUS)	20 MAR 2006
PR	1:07.78	32.10	PIERSE Annamay	CAN	Rio de Janeiro (BRA)	17 JUL 2007

Final

Event No. 12

Rank	Lane	Name	NOC	R.T.	50m	Time	Time	
			Code				Behind	
1	3	McKEEHAN Michelle	USA	0.69	(1) 31.76	1:08.49 36.73		
2	4	PIERSE Annamay	CAN	0.84	(3) 32.79	1:08.72 35.93	0.23	
3	5	TINNON Elizabeth	USA	0.76	(2) 32.71	1:09.18 36.47	0.69	
4	6	TYLER Jillian	CAN	0.81	(4) 33.17	1:10.29 37.12	1.80	
5	2	SALCEDO Javiera	ARG	0.81	(5) 33.71	1:12.26 38.55	3.77	
6	7	SAKEMI Tatiane	BRA	0.69	(7) 34.35	1:12.35 38.00	3.86	
7	8	MARMOLEJO VARGAS Adriana	MEX	0.74	(8) 34.94	1:12.60 37.66	4.11	
8	1	ATKINSON Alia	JAM	0.73	(6) 33.91	1:14.34 40.43	5.85	

Legend

WR World Record =WR Equal World Record PR Panam Games Record =PR Equal Panam Games Record
R.T. Reaction Time DSQ Disqualified DNF Did not Finish DNS Did not Start



Aquatic Park
Parque Aquático
Parque Acuático

18 JUL 2007
11:16

Swimming

Natação / Natación

Women's 100m Breaststroke

100m Peito Feminino / 100m Braza Femenino

Semifinals - Heat 1

Semifinais - Heat 1 / Semifinales - Heat 1

Results

Resultados / Resultados

WR	1:05.09	30.83	JONES Leisel	AUS	Melbourne (AUS)	20 MAR 2006
PR	1:07.78	32.10	PIERSE Annamay	CAN	Rio de Janeiro (BRA)	17 JUL 2007

Semifinal 1 of 2

Event No. 12

Rank	Lane	Name	NOC	R.T.	50m	Time	Time	
			Code				Behind	
1	4	TINNON Elizabeth	USA	0.74	(1) 32.89	1:09.99 37.10		
2	5	TYLER Jillian	CAN	0.80	(2) 33.59	1:11.14 37.55	1.15	
3	3	SAKEMI Tatiane	BRA	0.66	(3) 33.62	1:11.74 38.12	1.75	
4	6	de GIOVANNI Agustina	ARG	0.84	(5) 34.50	1:13.64 39.14	3.65	
5	2	KATSUNO Mariana	BRA	0.74	(7) 34.83	1:14.15 39.32	4.16	
6	7	GONZALEZ Gloria	VEN	0.79	(4) 34.38	1:14.93 40.55	4.94	
7	1	Valeria SILVA MEREIA	PER	0.83	(6) 34.81	1:15.23 40.42	5.24	
8	8	COLLYMORE Kimba	TRI	0.85	(8) 35.02	1:15.65 40.63	5.66	

Legend											
WR	World Record	=WR	Equal World Record	OR	Olympic Record	=OR	Equal Olympic Record				
AF	African Record	=AF	Equal African Record	AM	Americas Record	=AM	Equal Americas Record				
AS	Asian Record	=AS	Equal Asian Record	EU	European Record	=EU	Equal European Record				
OC	Oceania Record	=OC	Equal Oceania Record								
R.T.	Reaction Time	DSQ	Disqualified	DNF	Did not Finish	DNS	Did not Start				



Aquatic Park
Parque Aquático
Parque Acuático

18 JUL 2007
11:16

Swimming

Natação / Natación

Women's 100m Breaststroke

100m Peito Feminino / 100m Braza Femenino

Semifinals - Heat 2

Semifinais - Heat 2 / Semifinales - Heat 2

Results

Resultados / Resultados

WR	1:05.09	30.83	JONES Leisel	AUS	Melbourne (AUS)	20 MAR 2006
PR	1:07.78	32.10	PIERSE Annamay	CAN	Rio de Janeiro (BRA)	17 JUL 2007

Semifinal 2 of 2

Event No. 12

Rank	Lane	Name	NOC	R.T.	50m	Time	Time	
			Code				Behind	
1	4	PIERSE Annamay	CAN	0.81	(1) 32.31	1:08.27 35.96		
2	5	McKEEHAN Michelle	USA	0.73	(2) 33.02	1:10.34 37.32	2.07	
3	3	SALCEDO Javiera	ARG	0.75	(3) 33.82	1:11.57 37.75	3.30	
4	6	ATKINSON Alia	JAM	0.71	(4) 33.97	1:13.01 39.04	4.74	
5	2	MARMOLEJO VARGAS Adriana	MEX	0.77	(5) 34.17	1:13.50 39.33	5.23	
6	7	VICTORIA Daniela	VEN	0.80	(6) 34.32	1:13.81 39.49	5.54	
7	8	BEAUBRUN Danielle	LCA	0.76	(7) 35.24	1:16.44 41.20	8.17	
	1	LIGHTBOURNE Alicia	BAH			DSQ		

Legend			
WR	World Record	=WR	Equal World Record
AF	African Record	=AF	Equal African Record
AS	Asian Record	=AS	Equal Asian Record
OC	Oceania Record	=OC	Equal Oceania Record
R.T.	Reaction Time	DSQ	Disqualified
		OR	Olympic Record
		AM	Americas Record
		EU	European Record
		DNF	Did not Finish
		OR	Equal Olympic Record
		AM	Equal Americas Record
		EU	Equal European Record
		DNS	Did not Start



Aquatic Park
Parque Aquático
Parque Acuático

18 JUL 2007
11:16

Swimming

Natação / Natación

Women's 100m Breaststroke

100m Peito Feminino / 100m Braza Femenino

Semifinals

Semifinais / Semifinales

Results Summary

Resumo dos Resultados / Resumen de Resultados

WR	1:05.09	30.83	JONES Leisel	AUS	Melbourne (AUS)	20 MAR 2006
PR	1:07.78	32.10	PIERSE Annamay	CAN	Rio de Janeiro (BRA)	17 JUL 2007

Semifinals

Event No. 12

Rank	Heat	Lane	Name	NOC Code	R.T.	50m	Time	Time Behind
1	2	4	PIERSE Annamay	CAN	0.81	32.31	1:08.27 35.96	
2	1	4	TINNON Elizabeth	USA	0.74	32.89	1:09.99 37.10	1.72
3	2	5	McKEEHAN Michelle	USA	0.73	33.02	1:10.34 37.32	2.07
4	1	5	TYLER Jillian	CAN	0.80	33.59	1:11.14 37.55	2.87
5	2	3	SALCEDO Javiera	ARG	0.75	33.82	1:11.57 37.75	3.30
6	1	3	SAKEMI Tatiane	BRA	0.66	33.62	1:11.74 38.12	3.47
7	2	6	ATKINSON Alia	JAM	0.71	33.97	1:13.01 39.04	4.74
8	2	2	MARMOLEJO VARGAS Adriana	MEX	0.77	34.17	1:13.50 39.33	5.23
9	1	6	de GIOVANNI Agustina	ARG	0.84	34.50	1:13.64 39.14	5.37
10	2	7	VICTORIA Daniela	VEN	0.80	34.32	1:13.81 39.49	5.54
11	1	2	KATSUNO Mariana	BRA	0.74	34.83	1:14.15 39.32	5.88
12	1	7	GONZALEZ Gloria	VEN	0.79	34.38	1:14.93 40.55	6.66
13	1	1	Valeria SILVA MERA	PER	0.83	34.81	1:15.23 40.42	6.96
14	1	8	COLLYMORE Kimba	TRI	0.85	35.02	1:15.65 40.63	7.38
15	2	8	BEAUBRUN Danielle	LCA	0.76	35.24	1:16.44 41.20	8.17
	2	1	LIGHTBOURNE Alicia	BAH			DSQ	

Legend			
WR	World Record	=WR	Equal World Record
AF	African Record	=AF	Equal African Record
AS	Asian Record	=AS	Equal Asian Record
OC	Oceania Record	=OC	Equal Oceania Record
R.T.	Reaction Time	DSQ	Disqualified
		OR	Olympic Record
		AM	Americas Record
		EU	European Record
		DNF	Did not Finish
		DSQ	Did not Start



Aquatic Park
Parque Acuático
Parque Acuático

17 JUL 2007
19:31

Swimming

Natação / Natación

Women's 100m Breaststroke

100m Peito Feminino / 100m Braza Femenino

Heats - Heat 1

Séries - Heat 1 / Series - Heat 1

Results

Resultados / Resultados

WR	1:05.09	30.83	JONES Leisel	AUS	Melbourne (AUS)	20 MAR 2006
PR	1:09.01		STITTS Staciana	USA	Santo Domingo (DOM)	14 AUG 2003

Heat 1 of 3

Event No. 12

Rank	Lane	Name	NOC	R.T.	50m	Time	Time	
			Code				Behind	
1	4	TINNON Elizabeth	USA	0.74	(1) 32.25	1:08.94 36.69		PR
2	5	SALCEDO Javiera	ARG	0.78	(2) 33.74	1:11.79 38.05	2.85	
3	3	MARMOLEJO VARGAS Adriana	MEX	0.78	(3) 34.16	1:12.57 38.41	3.63	
4	6	Valeria SILVA MEREÁ	PER	0.83	(4) 35.03	1:15.09 40.06	6.15	
5	2	COLLYMORE Kimba	TRI	0.86	(5) 35.33	1:15.77 40.44	6.83	
6	7	LIGHTBOURN McKayla Lightbourn	BAH	0.78	(6) 35.80	1:15.97 40.17	7.03	
7	1	MORENO MAISER Katerine	BOL	0.86	(7) 37.18	1:19.28 42.10	10.34	

Legend			
WR	World Record	=WR	Equal World Record
AF	African Record	=AF	Equal African Record
AS	Asian Record	=AS	Equal Asian Record
OC	Oceania Record	=OC	Equal Oceania Record
R.T.	Reaction Time	DSQ	Disqualified
		OR	Olympic Record
		AM	Americas Record
		EU	European Record
		DNF	Did not Finish
		DNS	Did not Start
		=OR	Equal Olympic Record
		=AM	Equal Americas Record
		=EU	Equal European Record



Aquatic Park
Parque Aquático
Parque Acuático

17 JUL 2007
19:31

Swimming

Natação / Natación

Women's 100m Breaststroke

100m Peito Feminino / 100m Braza Femenino

Heats - Heat 2

Séries - Heat 2 / Series - Heat 2

Results

Resultados / Resultados

WR	1:05.09	30.83	JONES Leisel	AUS	Melbourne (AUS)	20 MAR 2006
PR	1:08.94	32.25	TINNON Elizabeth	USA	Rio de Janeiro (BRA)	17 JUL 2007

Heat 2 of 3

Event No. 12

Rank	Lane	Name	NOC	R.T.	50m	Time	Time	
			Code				Behind	
1	4	PIERSE Annamay	CAN	0.82	(1) 32.10	1:07.78 35.68		PR
2	3	SAKEMI Tatiane	BRA	0.69	(3) 33.85	1:11.97 38.12	4.19	
3	5	ATKINSON Alia	JAM	0.70	(2) 33.42	1:12.25 38.83	4.47	
4	6	VICTORIA Daniela	VEN	0.81	(4) 34.06	1:13.35 39.29	5.57	
5	7	BEAUBRUN Danielle	LCA	0.73	(5) 35.15	1:15.52 40.37	7.74	
6	2	MIRO QUESADA Nora	PER	0.79	(6) 35.98	1:16.58 40.60	8.80	
7	1	ISENIA Nilshaira	AHO	0.80	(7) 36.28	1:18.98 42.70	11.20	
8	8	PIGOT Chinyere	SUR	0.75	(8) 38.47	1:20.85 42.38	13.07	

Legend			
WR	World Record	=WR	Equal World Record
AF	African Record	=AF	Equal African Record
AS	Asian Record	=AS	Equal Asian Record
OC	Oceania Record	=OC	Equal Oceania Record
R.T.	Reaction Time	DSQ	Disqualified
		OR	Olympic Record
		AM	Americas Record
		EU	European Record
		DNF	Did not Finish
		=OR	Equal Olympic Record
		=AM	Equal Americas Record
		=EU	Equal European Record
		DNS	Did not Start



Aquatic Park
Parque Aquático
Parque Acuático

17 JUL 2007
19:31

Swimming

Natação / Natación

Women's 100m Breaststroke

100m Peito Feminino / 100m Braza Femenino

Heats - Heat 3

Séries - Heat 3 / Series - Heat 3

Results

Resultados / Resultados

WR	1:05.09	30.83	JONES Leisel	AUS	Melbourne (AUS)	20 MAR 2006
PR	1:07.78	32.10	PIERSE Annamay	CAN	Rio de Janeiro (BRA)	17 JUL 2007

Heat 3 of 3

Event No. 12

Rank	Lane	Name	NOC	R.T.	50m	Time	Time	
			Code				Behind	
1	4	McKEEHAN Michelle	USA	0.72	(1) 32.67	1:10.35 37.68		
2	5	TYLER Jillian	CAN	0.82	(2) 33.69	1:10.42 36.73	0.07	
3	6	de GIOVANNI Agustina	ARG	0.82	(4) 34.06	1:12.30 38.24	1.95	
4	3	KATSUNO Mariana	BRA	0.76	(3) 34.01	1:13.23 39.22	2.88	
5	2	GONZALEZ Gloria	VEN	0.81	(5) 34.09	1:14.34 40.25	3.99	
6	7	LIGHTBOURNE Alicia	BAH	0.83	(6) 35.11	1:14.36 39.25	4.01	
7	1	MOODIE Natasha	JAM	0.74	(7) 36.26	1:18.56 42.30	8.21	
8	8	POUJOL Karen	HON	0.75	(8) 37.44	1:22.13 44.69	11.78	

Legend			
WR	World Record	=WR	Equal World Record
AF	African Record	=AF	Equal African Record
AS	Asian Record	=AS	Equal Asian Record
OC	Oceania Record	=OC	Equal Oceania Record
R.T.	Reaction Time	DSQ	Disqualified
		OR	Olympic Record
		AM	Americas Record
		EU	European Record
		DNF	Did not Finish
		=OR	Equal Olympic Record
		=AM	Equal Americas Record
		=EU	Equal European Record
		DNS	Did not Start



Aquatic Park
Parque Aquático
Parque Acuático

17 JUL 2007
19:31

Swimming

Natação / Natación

Women's 100m Breaststroke

100m Peito Feminino / 100m Braza Femenino

Heats

Séries / Series

Results Summary

Resumo dos Resultados / Resumen de Resultados

WR	1:05.09	30.83	JONES Leisel	AUS	Melbourne (AUS)	20 MAR 2006
PR	1:09.01		STITTS Staciana	USA	Santo Domingo (DOM)	14 AUG 2003

Heats

Event No. 12

Rank	Heat	Lane	Name	NOC Code	R.T.	50m	Time	Time Behind	
1	2	4	PIERSE Annamay	CAN	0.82	32.10	1:07.78 35.68		PR
2	1	4	TINNON Elizabeth	USA	0.74	32.25	1:08.94 36.69	1.16	
3	3	4	McKEEHAN Michelle	USA	0.72	32.67	1:10.35 37.68	2.57	
4	3	5	TYLER Jillian	CAN	0.82	33.69	1:10.42 36.73	2.64	
5	1	5	SALCEDO Javiera	ARG	0.78	33.74	1:11.79 38.05	4.01	
6	2	3	SAKEMI Tatiane	BRA	0.69	33.85	1:11.97 38.12	4.19	
7	2	5	ATKINSON Alia	JAM	0.70	33.42	1:12.25 38.83	4.47	
8	3	6	de GIOVANNI Agustina	ARG	0.82	34.06	1:12.30 38.24	4.52	
9	1	3	MARMOLEJO VARGAS Adriana	MEX	0.78	34.16	1:12.57 38.41	4.79	
10	3	3	KATSUNO Mariana	BRA	0.76	34.01	1:13.23 39.22	5.45	
11	2	6	VICTORIA Daniela	VEN	0.81	34.06	1:13.35 39.29	5.57	
12	3	2	GONZALEZ Gloria	VEN	0.81	34.09	1:14.34 40.25	6.56	
13	3	7	LIGHTBOURNE Alicia	BAH	0.83	35.11	1:14.36 39.25	6.58	
14	1	6	Valeria SILVA MERA	PER	0.83	35.03	1:15.09 40.06	7.31	
15	2	7	BEAUBRUN Danielle	LCA	0.73	35.15	1:15.52 40.37	7.74	
16	1	2	COLLYMORE Kimba	TRI	0.86	35.33	1:15.77 40.44	7.99	
17	1	7	LIGHTBOURN McKayla Lightbourn	BAH	0.78	35.80	1:15.97 40.17	8.19	
18	2	2	MIRO QUESADA Nora	PER	0.79	35.98	1:16.58 40.60	8.80	
19	3	1	MOODIE Natasha	JAM	0.74	36.26	1:18.56 42.30	10.78	
20	2	1	ISENIA Nilshaira	AHO	0.80	36.28	1:18.98 42.70	11.20	
21	1	1	MORENO MAISER Katerine	BOL	0.86	37.18	1:19.28 42.10	11.50	
22	2	8	PIGOT Chinyere	SUR	0.75	38.47	1:20.85 42.38	13.07	
23	3	8	POUJOL Karen	HON	0.75	37.44	1:22.13 44.69	14.35	

Legend			
WR	World Record	=WR	Equal World Record
AF	African Record	=AF	Equal African Record
AS	Asian Record	=AS	Equal Asian Record
OC	Oceania Record	=OC	Equal Oceania Record
R.T.	Reaction Time	DSQ	Disqualified
		OR	Olympic Record
		AM	Americas Record
		EU	European Record
		DNF	Did not Finish
		=OR	Equal Olympic Record
		=AM	Equal Americas Record
		=EU	Equal European Record
		DNS	Did not Start



Aquatic Park
Parque Acuático
Parque Acuático

22 JUL 2007
10:46

Swimming

Natação / Natación

Women's 200m Breaststroke

200m Peito Feminino / 200m Braza Femenino

Final - Heat 1

Finais - Heat 1 / Finales - Heat 1

Results

Resultados / Resultados

WR	2:20.54	32.19	1:08.52	1:45.02	JONES Leisel	AUS	Melbourne (AUS)	1 FEB 2006
PR	2:26.59	33.72	1:10.19	1:47.98	LEVERENZ Caitlin	USA	Rio de Janeiro (BRA)	21 JUL 2007

Final

Event No. 26

Rank	Lane	Name	NOC Code	R.T.	50m	100m	150m	Time	Time Behind	
1	4	LEVERENZ Caitlin	USA	0.73	(3) 33.95	(2) 1:10.93 36.98	(1) 1:48.05 37.12	2:25.62 37.57		PR
2	5	PIERSE Annamay	CAN	0.86	(1) 33.34	(3) 1:11.09 37.75	(3) 1:49.23 38.14	2:26.79 37.56	1.17	
3	3	HEHN Keri	USA	0.78	(2) 33.38	(1) 1:10.84 37.46	(2) 1:49.03 38.19	2:28.20 39.17	2.58	
4	6	STOODY Kathleen	CAN	0.80	(4) 34.06	(4) 1:11.94 37.88	(4) 1:50.62 38.68	2:31.38 40.76	5.76	
5	2	MARMOLEJO VARGAS Adriana	MEX	0.77	(7) 35.01	(5) 1:13.89 38.88	(5) 1:53.15 39.26	2:33.05 39.90	7.43	
6	1	de GIOVANNI Agustina	ARG	0.86	(8) 35.11	(6) 1:14.02 38.91	(6) 1:54.45 40.43	2:36.02 41.57	10.40	
7	7	SAKEMI Tatiane	BRA	0.69	(5) 34.48	(7) 1:14.21 39.73	(7) 1:54.60 40.39	2:36.17 41.57	10.55	
8	8	ATKINSON Alia	JAM	0.72	(6) 34.99	(8) 1:15.27 40.28	(8) 1:56.14 40.87	2:40.19 44.05	14.57	

Legend

WR World Record
R.T. Reaction Time

=WR Equal World Record
DSQ Disqualified

PR Panam Games Record
DNF Did not Finish

=PR Equal Panam Games Record
DNS Did not Start



Aquatic Park
Parque Acuático
Parque Acuático

21 JUL 2007
10:38

Swimming

Natação / Natación

Women's 200m Breaststroke

200m Peito Feminino / 200m Braza Femenino

Semifinals - Heat 1

Semifinais - Heat 1 / Semifinales - Heat 1

Results

Resultados / Resultados

WR	2:20.54	32.19	1:08.52	1:45.02	JONES Leisel	AUS	Melbourne (AUS)	1 FEB 2006
PR	2:26.72	33.44	1:10.78	1:48.33	HEHN Keri	USA	Rio de Janeiro (BRA)	20 JUL 2007

Semifinal 1 of 2

Event No. 26

Rank	Lane	Name	NOC Code	R.T.	50m	100m	150m	Time	Time Behind	
1	4	LEVERENZ Caitlin	USA	0.73	(1) 33.72	(1) 1:10.19 36.47	(1) 1:47.98 37.79	2:26.59 38.61		PR
2	6	PIERSE Annamay	CAN	0.84	(2) 33.82	(2) 1:11.17 37.35	(2) 1:49.51 38.34	2:27.86 38.35	1.27	
3	5	STOODY Kathleen	CAN	0.77	(3) 35.36	(3) 1:13.63 38.27	(3) 1:53.10 39.47	2:33.13 40.03	6.54	
4	3	ATKINSON Alia	JAM	0.73	(4) 35.44	(4) 1:16.13 40.69	(4) 1:57.45 41.32	2:40.51 43.06	13.92	
5	2	VICTORIA Daniela	VEN	0.79	(5) 35.69	(5) 1:16.79 41.10	(5) 1:58.70 41.91	2:41.84 43.14	15.25	
6	7	MIRO QUESADA Nora	PER	0.75	(7) 36.71	(7) 1:17.98 41.27	(6) 2:00.29 42.31	2:42.71 42.42	16.12	
7	1	COLLYMORE Kimba	TRI	0.90	(6) 36.00	(6) 1:17.74 41.74	(7) 2:00.65 42.91	2:45.99 45.34	19.40	
8	8	PIGOT Chinyere	SUR	0.84	(8) 38.79	(8) 1:21.59 42.80	(8) 2:05.52 43.93	2:51.82 46.30	25.23	

Legend

WR World Record
R.T. Reaction Time

=WR Equal World Record
DSQ Disqualified

PR Panam Games Record
DNF Did not Finish

=PR Equal Panam Games Record
DNS Did not Start



Aquatic Park
Parque Acuático
Parque Acuático

21 JUL 2007
10:38

Swimming

Natação / Natación

Women's 200m Breaststroke

200m Peito Feminino / 200m Braza Femenino

Semifinals - Heat 2

Semifinais - Heat 2 / Semifinales - Heat 2

Results

Resultados / Resultados

WR	2:20.54	32.19	1:08.52	1:45.02	JONES Leisel	AUS	Melbourne (AUS)	1 FEB 2006
PR	2:26.59	33.72	1:10.19	1:47.98	LEVERENZ Caitlin	USA	Rio de Janeiro (BRA)	21 JUL 2007

Semifinal 2 of 2

Event No. 26

Rank	Lane	Name	NOC Code	R.T.	50m	100m	150m	Time	Time Behind
1	4	HEHN Keri	USA	0.72	(1) 33.77	(1) 1:11.44 37.67	(1) 1:50.17 38.73	2:28.09 37.92	
2	5	MARMOLEJO VARGAS Adriana	MEX	0.74	(4) 35.42	(3) 1:14.55 39.13	(3) 1:54.47 39.92	2:34.59 40.12	6.50
3	3	SAKEMI Tatiane	BRA	0.69	(2) 34.73	(2) 1:13.80 39.07	(2) 1:54.25 40.45	2:35.34 41.09	7.25
4	6	de GIOVANNI Agustina	ARG	0.85	(3) 35.21	(4) 1:14.65 39.44	(4) 1:55.34 40.69	2:38.27 42.93	10.18
5	7	LIGHTBOURNE Alicia	BAH	0.88	(8) 37.22	(8) 1:19.19 41.97	(7) 2:01.19 42.00	2:44.01 42.82	15.92
6	2	CLEDNEV Veruska	BRA	0.72	(5) 36.39	(5) 1:18.19 41.80	(5) 2:00.51 42.32	2:44.03 43.52	15.94
7	1	LIGHTBOURN McKayla Lightbourn	BAH	0.80	(7) 36.96	(6) 1:18.31 41.35	(6) 2:00.97 42.66	2:44.51 43.54	16.42
8	8	GONZALEZ Gloria	VEN	0.77	(6) 36.58	(7) 1:18.84 42.26	(8) 2:02.73 43.89	2:47.50 44.77	19.41

Legend

WR World Record
R.T. Reaction Time

=WR Equal World Record
DSQ Disqualified

PR Panam Games Record
DNF Did not Finish

=PR Equal Panam Games Record
DNS Did not Start



Aquatic Park
Parque Aquático
Parque Acuático

21 JUL 2007
10:38

Swimming

Natação / Natación

Women's 200m Breaststroke

200m Peito Feminino / 200m Braza Femenino

Semifinals

Semifinais / Semifinales

Results Summary

Resumo dos Resultados / Resumen de Resultados

WR	2:20.54	32.19	1:08.52	1:45.02	JONES Leisel	AUS	Melbourne (AUS)	1 FEB 2006
PR	2:26.72	33.44	1:10.78	1:48.33	HEHN Keri	USA	Rio de Janeiro (BRA)	20 JUL 2007

Semifinals

Event No. 26

Rank	Heat	Lane	Name	NOC Code	R.T.	50m	100m	150m	Time	Time Behind	
1	1	4	LEVERENZ Caitlin	USA	0.73	33.72	1:10.19 36.47	1:47.98 37.79	2:26.59 38.61		PR
2	1	6	PIERSE Annamay	CAN	0.84	33.82	1:11.17 37.35	1:49.51 38.34	2:27.86 38.35	1.27	
3	2	4	HEHN Keri	USA	0.72	33.77	1:11.44 37.67	1:50.17 38.73	2:28.09 37.92	1.50	
4	1	5	STOODY Kathleen	CAN	0.77	35.36	1:13.63 38.27	1:53.10 39.47	2:33.13 40.03	6.54	
5	2	5	MARMOLEJO VARGAS Adriana	MEX	0.74	35.42	1:14.55 39.13	1:54.47 39.92	2:34.59 40.12	8.00	
6	2	3	SAKEMI Tatiane	BRA	0.69	34.73	1:13.80 39.07	1:54.25 40.45	2:35.34 41.09	8.75	
7	2	6	de GIOVANNI Agustina	ARG	0.85	35.21	1:14.65 39.44	1:55.34 40.69	2:38.27 42.93	11.68	
8	1	3	ATKINSON Alia	JAM	0.73	35.44	1:16.13 40.69	1:57.45 41.32	2:40.51 43.06	13.92	
9	1	2	VICTORIA Daniela	VEN	0.79	35.69	1:16.79 41.10	1:58.70 41.91	2:41.84 43.14	15.25	
10	1	7	MIRO QUESADA Nora	PER	0.75	36.71	1:17.98 41.27	2:00.29 42.31	2:42.71 42.42	16.12	
11	2	7	LIGHTBOURNE Alicia	BAH	0.88	37.22	1:19.19 41.97	2:01.19 42.00	2:44.01 42.82	17.42	
12	2	2	CLEDNEV Veruska	BRA	0.72	36.39	1:18.19 41.80	2:00.51 42.32	2:44.03 43.52	17.44	
13	2	1	LIGHTBOURN McKayla Lightbourn	BAH	0.80	36.96	1:18.31 41.35	2:00.97 42.66	2:44.51 43.54	17.92	
14	1	1	COLLYMORE Kimba	TRI	0.90	36.00	1:17.74 41.74	2:00.65 42.91	2:45.99 45.34	19.40	
15	2	8	GONZALEZ Gloria	VEN	0.77	36.58	1:18.84 42.26	2:02.73 43.89	2:47.50 44.77	20.91	
16	1	8	PIGOT Chinyere	SUR	0.84	38.79	1:21.59 42.80	2:05.52 43.93	2:51.82 46.30	25.23	

Legend

WR World Record
R.T. Reaction Time

=WR Equal World Record
DSQ Disqualified

PR Panam Games Record
DNF Did not Finish

=PR Equal Panam Games Record
DNS Did not Start



Aquatic Park
Parque Acuático
Parque Acuático

20 JUL 2007
19:11

Swimming

Natação / Natación

Women's 200m Breaststroke

200m Peito Feminino / 200m Braza Femenino

Heats - Heat 1

Séries - Heat 1 / Series - Heat 1

Results

Resultados / Resultados

WR	2:20.54	32.19	1:08.52	1:45.02	JONES Leisel	AUS	Melbourne (AUS)	1 FEB 2006
PR	2:28.69				TIERNEY Dorsey	USA	Havana (CUB)	13 AUG 1991

Heat 1 of 3

Event No. 26

Rank	Lane	Name	NOC Code	R.T.	50m	100m	150m	Time	Time Behind
1	5	MARMOLEJO VARGAS Adriana	MEX	0.76	(2) 35.62	(1) 1:14.74 39.12	(1) 1:54.15 39.41	2:34.38 40.23	
2	4	STOODY Kathleen	CAN	0.82	(3) 36.10	(2) 1:15.31 39.21	(2) 1:54.97 39.66	2:34.58 39.61	0.20
3	3	ATKINSON Alia	JAM	0.74	(1) 35.44	(3) 1:15.44 40.00	(3) 1:55.73 40.29	2:37.61 41.88	3.23
4	6	VICTORIA Daniela	VEN	0.82	(4) 36.64	(4) 1:16.97 40.33	(4) 1:58.84 41.87	2:41.56 42.72	7.18
5	2	GONZALEZ Gloria	VEN	0.75	(5) 38.53	(5) 1:20.82 42.29	(5) 2:04.13 43.31	2:47.88 43.75	13.50
6	7	BEAUBRUN Danielle	LCA	0.77	(6) 38.75	(6) 1:23.42 44.67	(6) 2:09.22 45.80	2:55.73 46.51	21.35

Legend

WR World Record =WR Equal World Record PR Panam Games Record =PR Equal Panam Games Record
R.T. Reaction Time DSQ Disqualified DNF Did not Finish DNS Did not Start



Aquatic Park
Parque Acuático
Parque Acuático

20 JUL 2007
19:11

Swimming

Natação / Natación

Women's 200m Breaststroke

200m Peito Feminino / 200m Braza Femenino

Heats - Heat 2

Séries - Heat 2 / Series - Heat 2

Results

Resultados / Resultados

WR	2:20.54	32.19	1:08.52	1:45.02	JONES Leisel	AUS	Melbourne (AUS)	1 FEB 2006
PR	2:28.69				TIERNEY Dorsey	USA	Havana (CUB)	13 AUG 1991

Heat 2 of 3

Event No. 26

Rank	Lane	Name	NOC Code	R.T.	50m	100m	150m	Time	Time Behind	
1	4	HEHN Keri	USA	0.86	(1) 33.44	(1) 1:10.78 37.34	(1) 1:48.33 37.55	2:26.72 38.39		PR
2	5	SAKEMI Tatiane	BRA	0.69	(2) 34.90	(2) 1:14.48 39.58	(2) 1:55.12 40.64	2:35.69 40.57	8.97	
3	3	de GIOVANNI Agustina	ARG	0.94	(3) 36.36	(3) 1:16.33 39.97	(3) 1:57.79 41.46	2:39.89 42.10	13.17	
4	2	LIGHTBOURNE Alicia	BAH	0.85	(4) 37.56	(5) 1:19.86 42.30	(4) 2:02.46 42.60	2:44.63 42.17	17.91	
5	6	LIGHTBOURN McKayla Lightbourn	BAH	0.89	(5) 37.97	(4) 1:19.46 41.49	(5) 2:03.13 43.67	2:47.21 44.08	20.49	
6	7	MORENO MAISER Katerine	BOL	0.90	(6) 39.00	(6) 1:22.65 43.65	(6) 2:06.80 44.15	2:51.11 44.31	24.39	
7	1	POUJOL Karen	HON	0.79	(7) 39.85	(7) 1:24.66 44.81	(7) 2:10.75 46.09	2:57.18 46.43	30.46	

Legend

WR World Record
R.T. Reaction Time

=WR Equal World Record
DSQ Disqualified

PR Panam Games Record
DNF Did not Finish

=PR Equal Panam Games Record
DNS Did not Start



Aquatic Park
Parque Acuático
Parque Acuático

20 JUL 2007
19:11

Swimming

Natação / Natación

Women's 200m Breaststroke

200m Peito Feminino / 200m Braza Femenino

Heats - Heat 3

Séries - Heat 3 / Series - Heat 3

Results

Resultados / Resultados

WR	2:20.54	32.19	1:08.52	1:45.02	JONES Leisel	AUS	Melbourne (AUS)	1 FEB 2006
PR	2:26.72	33.44	1:10.78	1:48.33	HEHN Keri	USA	Rio de Janeiro (BRA)	20 JUL 2007

Heat 3 of 3

Event No. 26

Rank	Lane	Name	NOC Code	R.T.	50m	100m	150m	Time	Time Behind
1	4	LEVERENZ Caitlin	USA	0.73	(1) 33.91	(1) 1:11.41 37.50	(1) 1:48.91 37.50	2:26.98 38.07	
2	5	PIERSE Annamay	CAN	0.89	(3) 36.27	(3) 1:17.96 41.69	(2) 1:58.15 40.19	2:40.01 41.86	13.03
3	3	CLEDNEV Veruska	BRA	0.71	(2) 36.23	(2) 1:16.89 40.66	(3) 1:58.93 42.04	2:41.54 42.61	14.56
4	6	MIRO QUESADA Nora	PER	0.78	(5) 37.08	(5) 1:18.99 41.91	(5) 2:02.15 43.16	2:44.92 42.77	17.94
5	2	COLLYMORE Kimba	TRI	0.98	(4) 36.62	(4) 1:18.16 41.54	(4) 2:01.58 43.42	2:47.29 45.71	20.31
6	7	PIGOT Chinyere	SUR	0.88	(6) 38.52	(6) 1:21.31 42.79	(6) 2:04.74 43.43	2:50.49 45.75	23.51

Legend

WR World Record
R.T. Reaction Time

=WR Equal World Record
DSQ Disqualified

PR Panam Games Record
DNF Did not Finish

=PR Equal Panam Games Record
DNS Did not Start



Aquatic Park
Parque Acuático
Parque Acuático

20 JUL 2007
19:11

Swimming

Natação / Natación

Women's 200m Breaststroke

200m Peito Feminino / 200m Braza Femenino

Heats

Séries / Series

Results Summary

Resumo dos Resultados / Resumen de Resultados

WR	2:20.54	32.19	1:08.52	1:45.02	JONES Leisel	AUS	Melbourne (AUS)	1 FEB 2006
PR	2:28.69				TIERNEY Dorsey	USA	Havana (CUB)	13 AUG 1991

Heats

Event No. 26

Rank	Heat	Lane	Name	NOC Code	R.T.	50m	100m	150m	Time	Time Behind	
1	2	4	HEHN Keri	USA	0.86	33.44	1:10.78 37.34	1:48.33 37.55	2:26.72 38.39		PR
2	3	4	LEVERENZ Caitlin	USA	0.73	33.91	1:11.41 37.50	1:48.91 37.50	2:26.98 38.07	0.26	
3	1	5	MARMOLEJO VARGAS Adriana	MEX	0.76	35.62	1:14.74 39.12	1:54.15 39.41	2:34.38 40.23	7.66	
4	1	4	STOODY Kathleen	CAN	0.82	36.10	1:15.31 39.21	1:54.97 39.66	2:34.58 39.61	7.86	
5	2	5	SAKEMI Tatiane	BRA	0.69	34.90	1:14.48 39.58	1:55.12 40.64	2:35.69 40.57	8.97	
6	1	3	ATKINSON Alia	JAM	0.74	35.44	1:15.44 40.00	1:55.73 40.29	2:37.61 41.88	10.89	
7	2	3	de GIOVANNI Agustina	ARG	0.94	36.36	1:16.33 39.97	1:57.79 41.46	2:39.89 42.10	13.17	
8	3	5	PIERSE Annamay	CAN	0.89	36.27	1:17.96 41.69	1:58.15 40.19	2:40.01 41.86	13.29	
9	3	3	CLEDNEV Veruska	BRA	0.71	36.23	1:16.89 40.66	1:58.93 42.04	2:41.54 42.61	14.82	
10	1	6	VICTORIA Daniela	VEN	0.82	36.64	1:16.97 40.33	1:58.84 41.87	2:41.56 42.72	14.84	
11	2	2	LIGHTBOURNE Alicia	BAH	0.85	37.56	1:19.86 42.30	2:02.46 42.60	2:44.63 42.17	17.91	
12	3	6	MIRO QUESADA Nora	PER	0.78	37.08	1:18.99 41.91	2:02.15 43.16	2:44.92 42.77	18.20	
13	2	6	LIGHTBOURN McKayla Lightbourn	BAH	0.89	37.97	1:19.46 41.49	2:03.13 43.67	2:47.21 44.08	20.49	
14	3	2	COLLYMORE Kimba	TRI	0.98	36.62	1:18.16 41.54	2:01.58 43.42	2:47.29 45.71	20.57	
15	1	2	GONZALEZ Gloria	VEN	0.75	38.53	1:20.82 42.29	2:04.13 43.31	2:47.88 43.75	21.16	
16	3	7	PIGOT Chinyere	SUR	0.88	38.52	1:21.31 42.79	2:04.74 43.43	2:50.49 45.75	23.77	
17	2	7	MORENO MAISER Katerine	BOL	0.90	39.00	1:22.65 43.65	2:06.80 44.15	2:51.11 44.31	24.39	
18	1	7	BEAUBRUN Danielle	LCA	0.77	38.75	1:23.42 44.67	2:09.22 45.80	2:55.73 46.51	29.01	
19	2	1	POUJOL Karen	HON	0.79	39.85	1:24.66 44.81	2:10.75 46.09	2:57.18 46.43	30.46	
			ISENIA Nilshaira	AHO					DNS		

Legend

WR World Record
R.T. Reaction Time

=WR Equal World Record
DSQ Disqualified

PR Panam Games Record
DNF Did not Finish

=PR Equal Panam Games Record
DNS Did not Start



Aquatic Park
Parque Acuático
Parque Acuático

18 JUL 2007
10:34

Swimming
Natação / Natación

Women's 100m Butterfly
100m Borboleta Feminino / 100m Mariposa Femenino

Final - Heat 1
Finais - Heat 1 / Finales - Heat 1

Results

Resultados / Resultados

WR	56.61	26.67	DE BRUIJN Inge	NED	Sydney (AUS)	17 SEP 2000
PR	59.35		VOLLMER Dana	USA	Santo Domingo (DOM)	14 AUG 2003

Final

Event No. 5

Rank	Lane	Name	NOC	R.T.	50m	Time	Time	
			Code				Behind	
1	4	HERSEY Kathleen	USA	0.76	(2) 27.94	59.21 31.27		PR
2	5	WOODWARD Sam	USA	0.77	(1) 27.87	59.98 32.11	0.77	
3	6	SILVA Gabriella	BRA	0.78	(5) 28.76	1:00.50 31.74	1.29	
4	3	DIAS Daiene	BRA	0.71	(4) 28.32	1:00.83 32.51	1.62	
5	2	DILLETTE Alana	BAH	0.73	(3) 28.25	1:01.50 33.25	2.29	
6	8	VANDERPOOL-WALLACE Arianna	BAH	0.72	(6) 28.87	1:02.46 33.59	3.25	
7	7	ATKINSON Alia	JAM	0.73	(8) 29.29	1:02.92 33.63	3.71	
8	1	ARCINIEGA CASTRO Alma Paulina	MEX	0.77	(7) 29.28	1:03.79 34.51	4.58	

Legend			
WR	World Record	=WR	Equal World Record
AF	African Record	=AF	Equal African Record
AS	Asian Record	=AS	Equal Asian Record
OC	Oceania Record	=OC	Equal Oceania Record
R.T.	Reaction Time	DSQ	Disqualified
		OR	Olympic Record
		AM	Americas Record
		EU	European Record
		DNF	Did not Finish
		DNS	Did not Start
		=OR	Equal Olympic Record
		=AM	Equal Americas Record
		=EU	Equal European Record



Aquatic Park
Parque Acuático
Parque Acuático

17 JUL 2007
10:40

Swimming

Natação / Natación

Women's 100m Butterfly

100m Borboleta Feminino / 100m Mariposa Femenino

Semifinals - Heat 1

Semifinais - Heat 1 / Semifinales - Heat 1

Results

Resultados / Resultados

WR	56.61	26.67	DE BRUIJN Inge	NED	Sydney (AUS)	17 SEP 2000
PR	59.35		VOLLMER Dana	USA	Santo Domingo (DOM)	14 AUG 2003

Semifinal 1 of 2

Event No. 5

Rank	Lane	Name	NOC	R.T.	50m	Time	Time	
			Code				Behind	
1	4	WOODWARD Sam	USA	0.81	(1) 27.88	59.88 32.00		
2	5	SILVA Gabriella	BRA	0.75	(2) 28.95	1:01.49 32.54	1.61	
3	3	ATKINSON Alia	JAM	0.72	(4) 29.23	1:02.40 33.17	2.52	
4	6	ARCINIEGA CASTRO Alma Paulina	MEX	0.77	(3) 29.19	1:02.57 33.38	2.69	
5	2	GHIONE Florencia	ARG	0.81	(5) 29.95	1:03.74 33.79	3.86	
6	1	SCANAVINO Antonella	URU	0.74	(7) 30.35	1:05.06 34.71	5.18	
7	7	PINTO Jeserick	VEN	0.75	(6) 30.15	1:05.34 35.19	5.46	
8	8	WATSON Marsha	BAR	0.99	(8) 30.72	1:05.56 34.84	5.68	

Legend											
WR	World Record	=WR	Equal World Record	OR	Olympic Record	=OR	Equal Olympic Record				
AF	African Record	=AF	Equal African Record	AM	Americas Record	=AM	Equal Americas Record				
AS	Asian Record	=AS	Equal Asian Record	EU	European Record	=EU	Equal European Record				
OC	Oceania Record	=OC	Equal Oceania Record								
R.T.	Reaction Time	DSQ	Disqualified	DNF	Did not Finish	DNS	Did not Start				



Aquatic Park
Parque Aquático
Parque Acuático

17 JUL 2007
10:40

Swimming

Natação / Natación

Women's 100m Butterfly

100m Borboleta Feminino / 100m Mariposa Femenino

Semifinals - Heat 2

Semifinais - Heat 2 / Semifinales - Heat 2

Results

Resultados / Resultados

WR	56.61	26.67	DE BRUIJN Inge	NED	Sydney (AUS)	17 SEP 2000
PR	59.35		VOLLMER Dana	USA	Santo Domingo (DOM)	14 AUG 2003

Semifinal 2 of 2

Event No. 5

Rank	Lane	Name	NOC	R.T.	50m	Time	Time	
			Code				Behind	
1	4	HERSEY Kathleen	USA	0.73	(1) 28.30	59.50 31.20		
2	5	DIAS Daiene	BRA	0.72	(2) 28.48	1:00.48 32.00	0.98	
3	3	DILLETTE Alana	BAH	0.74	(3) 28.84	1:02.24 33.40	2.74	
4	6	VANDERPOOL-WALLACE Arianna	BAH	0.67	(4) 28.89	1:02.85 33.96	3.35	
5	2	MEDRANO Rita	MEX	0.68	(5) 29.57	1:03.60 34.03	4.10	
6	7	RODRIGUEZ Maria	VEN	0.70	(7) 30.11	1:04.52 34.41	5.02	
7	1	Mc LEAN Sharntelle	TRI	0.74	(6) 29.80	1:04.60 34.80	5.10	
8	8	MURILLO Ileana	ESA	0.79	(8) 31.38	1:05.50 34.12	6.00	

Legend			
WR	World Record	=WR	Equal World Record
AF	African Record	=AF	Equal African Record
AS	Asian Record	=AS	Equal Asian Record
OC	Oceania Record	=OC	Equal Oceania Record
R.T.	Reaction Time	DSQ	Disqualified
		OR	Olympic Record
		AM	Americas Record
		EU	European Record
		DNF	Did not Finish
		=OR	Equal Olympic Record
		=AM	Equal Americas Record
		=EU	Equal European Record
		DNS	Did not Start



Aquatic Park
Parque Acuático
Parque Acuático

17 JUL 2007
10:40

Swimming

Natação / Natación

Women's 100m Butterfly

100m Borboleta Feminino / 100m Mariposa Femenino

Semifinals

Semifinais / Semifinales

Results Summary

Resumo dos Resultados / Resumen de Resultados

WR	56.61	26.67	DE BRUIJN Inge	NED	Sydney (AUS)	17 SEP 2000
PR	59.35		VOLLMER Dana	USA	Santo Domingo (DOM)	14 AUG 2003

Semifinals

Event No. 5

Rank	Heat	Lane	Name	NOC Code	R.T.	50m	Time	Time Behind
1	2	4	HERSEY Kathleen	USA	0.73	28.30	59.50 31.20	
2	1	4	WOODWARD Sam	USA	0.81	27.88	59.88 32.00	0.38
3	2	5	DIAS Daiene	BRA	0.72	28.48	1:00.48 32.00	0.98
4	1	5	SILVA Gabriella	BRA	0.75	28.95	1:01.49 32.54	1.99
5	2	3	DILLETTE Alana	BAH	0.74	28.84	1:02.24 33.40	2.74
6	1	3	ATKINSON Alia	JAM	0.72	29.23	1:02.40 33.17	2.90
7	1	6	ARCINIEGA CASTRO Alma Paulina	MEX	0.77	29.19	1:02.57 33.38	3.07
8	2	6	VANDERPOOL-WALLACE Arianna	BAH	0.67	28.89	1:02.85 33.96	3.35
9	2	2	MEDRANO Rita	MEX	0.68	29.57	1:03.60 34.03	4.10
10	1	2	GHIONE Florencia	ARG	0.81	29.95	1:03.74 33.79	4.24
11	2	7	RODRIGUEZ Maria	VEN	0.70	30.11	1:04.52 34.41	5.02
12	2	1	Mc LEAN Sharntelle	TRI	0.74	29.80	1:04.60 34.80	5.10
13	1	1	SCANAVINO Antonella	URU	0.74	30.35	1:05.06 34.71	5.56
14	1	7	PINTO Jeserick	VEN	0.75	30.15	1:05.34 35.19	5.84
15	2	8	MURILLO Ileana	ESA	0.79	31.38	1:05.50 34.12	6.00
16	1	8	WATSON Marsha	BAR	0.99	30.72	1:05.56 34.84	6.06

Legend			
WR	World Record	=WR	Equal World Record
AF	African Record	=AF	Equal African Record
AS	Asian Record	=AS	Equal Asian Record
OC	Oceania Record	=OC	Equal Oceania Record
R.T.	Reaction Time	DSQ	Disqualified
		OR	Olympic Record
		AM	Americas Record
		EU	European Record
		DNF	Did not Finish
		DNS	Did not Start
		=OR	Equal Olympic Record
		=AM	Equal Americas Record
		=EU	Equal European Record



Aquatic Park
Parque Aquático
Parque Acuático

16 JUL 2007
19:59

Swimming

Natação / Natación

Women's 100m Butterfly

100m Borboleta Feminino / 100m Mariposa Femenino

Heats - Heat 1

Séries - Heat 1 / Series - Heat 1

Results

Resultados / Resultados

WR	56.61	26.67	DE BRUIJN Inge	NED	Sydney (AUS)	17 SEP 2000
PR	59.35		VOLLMER Dana	USA	Santo Domingo (DOM)	14 AUG 2003

Heat 1 of 3

Event No. 5

Rank	Lane	Name	NOC	R.T.	50m	Time	Time	
			Code				Behind	
1	4	DIAS Daiene	BRA	0.74	(1) 28.79	1:00.79 32.00		
2	5	VANDERPOOL-WALLACE Arianna	BAH	0.74	(2) 29.24	1:03.01 33.77	2.22	
3	3	RODRIGUEZ Maria	VEN	0.76	(3) 30.18	1:03.99 33.81	3.20	
4	6	SCANAVINO Antonella	URU	0.77	(4) 30.20	1:05.56 35.36	4.77	
5	1	MURILLO Ileana	ESA	0.77	(7) 32.03	1:06.02 33.99	5.23	
6	7	COY Maria Fernanda	GUA	0.70	(6) 31.64	1:06.98 35.34	6.19	
7	2	PUMAR Elsa	URU	0.89	(5) 31.52	1:08.50 36.98	7.71	

Legend			
WR	World Record	=WR	Equal World Record
AF	African Record	=AF	Equal African Record
AS	Asian Record	=AS	Equal Asian Record
OC	Oceania Record	=OC	Equal Oceania Record
R.T.	Reaction Time	DSQ	Disqualified
		OR	Olympic Record
		AM	Americas Record
		EU	European Record
		DNF	Did not Finish
		OR	Equal Olympic Record
		AM	Equal Americas Record
		EU	Equal European Record
		DNS	Did not Start



Aquatic Park
Parque Aquático
Parque Acuático

16 JUL 2007
19:59

Swimming

Natação / Natación

Women's 100m Butterfly

100m Borboleta Feminino / 100m Mariposa Femenino

Heats - Heat 2

Séries - Heat 2 / Series - Heat 2

Results

Resultados / Resultados

WR	56.61	26.67	DE BRUIJN Inge	NED	Sydney (AUS)	17 SEP 2000
PR	59.35		VOLLMER Dana	USA	Santo Domingo (DOM)	14 AUG 2003

Heat 2 of 3

Event No. 5

Rank	Lane	Name	NOC	R.T.	50m	Time	Time	
			Code				Behind	
1	4	HERSEY Kathleen	USA	0.77	(1) 28.47	59.99 31.52		
2	5	DILLETTE Alana	BAH	0.72	(2) 28.53	1:01.63 33.10	1.64	
3	3	ARCINIEGA CASTRO Alma Paulina	MEX	0.77	(3) 29.26	1:03.06 33.80	3.07	
4	6	MEDRANO Rita	MEX	0.76	(4) 29.41	1:03.38 33.97	3.39	
5	2	PINTO Jeserick	VEN	0.76	(5) 29.64	1:04.84 35.20	4.85	
6	7	WATSON Marsha	BAR	1.06	(7) 31.06	1:06.04 34.98	6.05	
7	1	ROFFEY Heather	CAY	0.76	(6) 30.70	1:06.07 35.37	6.08	

Legend			
WR	World Record	=WR	Equal World Record
AF	African Record	=AF	Equal African Record
AS	Asian Record	=AS	Equal Asian Record
OC	Oceania Record	=OC	Equal Oceania Record
R.T.	Reaction Time	DSQ	Disqualified
		OR	Olympic Record
		AM	Americas Record
		EU	European Record
		DNF	Did not Finish
		=OR	Equal Olympic Record
		=AM	Equal Americas Record
		=EU	Equal European Record
		DNS	Did not Start



Aquatic Park
Parque Acuático
Parque Acuático

16 JUL 2007
19:59

Swimming

Natação / Natación

Women's 100m Butterfly

100m Borboleta Feminino / 100m Mariposa Femenino

Heats - Heat 3

Séries - Heat 3 / Series - Heat 3

Results

Resultados / Resultados

WR	56.61	26.67	DE BRUIJN Inge	NED	Sydney (AUS)	17 SEP 2000
PR	59.35		VOLLMER Dana	USA	Santo Domingo (DOM)	14 AUG 2003

Heat 3 of 3

Event No. 5

Rank	Lane	Name	NOC	R.T.	50m	Time	Time	
			Code				Behind	
1	4	WOODWARD Sam	USA	0.82	(1) 28.16	1:00.16 32.00		
2	5	SILVA Gabriella	BRA	0.74	(2) 28.54	1:01.46 32.92	1.30	
3	7	ATKINSON Alia	JAM	0.70	(3) 29.54	1:02.91 33.37	2.75	
4	3	GHIONE Florencia	ARG	0.82	(4) 30.13	1:03.61 33.48	3.45	
5	2	Mc LEAN Sharntelle	TRI	0.70	(5) 30.47	1:05.25 34.78	5.09	
6	6	BAHAMONDE CABELLO Yamile	ECU	0.81	(7) 31.06	1:06.06 35.00	5.90	
7	8	REYES Daniela	CHI	0.75	(8) 32.16	1:06.71 34.55	6.55	
8	1	FAJARDO SIERRA Sharon Paola	HON	0.67	(6) 30.65	1:06.95 36.30	6.79	

Legend			
WR	World Record	=WR	Equal World Record
AF	African Record	=AF	Equal African Record
AS	Asian Record	=AS	Equal Asian Record
OC	Oceania Record	=OC	Equal Oceania Record
R.T.	Reaction Time	DSQ	Disqualified
		OR	Olympic Record
		AM	Americas Record
		EU	European Record
		DNF	Did not Finish
		=OR	Equal Olympic Record
		=AM	Equal Americas Record
		=EU	Equal European Record
		DNS	Did not Start



Aquatic Park
Parque Acuático
Parque Acuático

16 JUL 2007
19:59

Swimming

Natação / Natación

Women's 100m Butterfly

100m Borboleta Feminino / 100m Mariposa Femenino

Heats

Séries / Series

Results Summary

Resumo dos Resultados / Resumen de Resultados

WR	56.61	26.67	DE BRUIJN Inge	NED	Sydney (AUS)	17 SEP 2000
PR	59.35		VOLLMER Dana	USA	Santo Domingo (DOM)	14 AUG 2003

Heats

Event No. 5

Rank	Heat	Lane	Name	NOC Code	R.T.	50m	Time	Time Behind
1	2	4	HERSEY Kathleen	USA	0.77	28.47	59.99 31.52	
2	3	4	WOODWARD Sam	USA	0.82	28.16	1:00.16 32.00	0.17
3	1	4	DIAS Daiene	BRA	0.74	28.79	1:00.79 32.00	0.80
4	3	5	SILVA Gabriella	BRA	0.74	28.54	1:01.46 32.92	1.47
5	2	5	DILLETTE Alana	BAH	0.72	28.53	1:01.63 33.10	1.64
6	3	7	ATKINSON Alia	JAM	0.70	29.54	1:02.91 33.37	2.92
7	1	5	VANDERPOOL-WALLACE Arianna	BAH	0.74	29.24	1:03.01 33.77	3.02
8	2	3	ARCINIEGA CASTRO Alma Paulina	MEX	0.77	29.26	1:03.06 33.80	3.07
9	2	6	MEDRANO Rita	MEX	0.76	29.41	1:03.38 33.97	3.39
10	3	3	GHIONE Florencia	ARG	0.82	30.13	1:03.61 33.48	3.62
11	1	3	RODRIGUEZ Maria	VEN	0.76	30.18	1:03.99 33.81	4.00
12	2	2	PINTO Jeserick	VEN	0.76	29.64	1:04.84 35.20	4.85
13	3	2	Mc LEAN Sharntelle	TRI	0.70	30.47	1:05.25 34.78	5.26
14	1	6	SCANAVINO Antonella	URU	0.77	30.20	1:05.56 35.36	5.57
15	1	1	MURILLO Ileana	ESA	0.77	32.03	1:06.02 33.99	6.03
16	2	7	WATSON Marsha	BAR	1.06	31.06	1:06.04 34.98	6.05
17	3	6	BAHAMONDE CABELLO Yamile	ECU	0.81	31.06	1:06.06 35.00	6.07
18	2	1	ROFFEY Heather	CAY	0.76	30.70	1:06.07 35.37	6.08
19	3	8	REYES Daniela	CHI	0.75	32.16	1:06.71 34.55	6.72
20	3	1	FAJARDO SIERRA Sharon Paola	HON	0.67	30.65	1:06.95 36.30	6.96
21	1	7	COY Maria Fernanda	GUA	0.70	31.64	1:06.98 35.34	6.99
22	1	2	PUMAR Elsa	URU	0.89	31.52	1:08.50 36.98	8.51

Legend			
WR	World Record	=WR	Equal World Record
AF	African Record	=AF	Equal African Record
AS	Asian Record	=AS	Equal Asian Record
OC	Oceania Record	=OC	Equal Oceania Record
R.T.	Reaction Time	DSQ	Disqualified
		OR	Olympic Record
		AM	Americas Record
		EU	European Record
		DNF	Did not Finish
		=OR	Equal Olympic Record
		=AM	Equal Americas Record
		=EU	Equal European Record
		DNS	Did not Start



Aquatic Park
Parque Acuático
Parque Acuático

21 JUL 2007
10:10

Swimming

Natação / Natación

Women's 200m Butterfly

200m Borboleta Feminino / 200m Mariposa Femenino

Final - Heat 1

Finais - Heat 1 / Finales - Heat 1

Results

Resultados / Resultados

WR	2:05.40	28.35	1:00.11	1:32.46	SCHIPPER Jessicah	AUS	Victoria (CAN)	17 AUG 2006
PR	2:08.89	29.51	1:01.76	1:35.12	HERSEY Kathleen	USA	Rio de Janeiro (BRA)	20 JUL 2007

Final

Event No. 21

Rank	Lane	Name	NOC Code	R.T.	50m	100m	150m	Time	Time Behind	
1	4	HERSEY Kathleen	USA	0.77	(1) 28.88	(1) 1:00.94 32.06	(1) 1:33.97 33.03	2:07.64 33.67		PR
2	5	KALISZ Courtney	USA	0.82	(2) 29.53	(2) 1:02.67 33.14	(2) 1:37.27 34.60	2:12.75 35.48	5.11	
3	2	DIAS Daiene	BRA	0.73	(3) 29.96	(3) 1:03.41 33.45	(3) 1:37.84 34.43	2:13.35 35.51	5.71	
4	6	BALAZS Zsofia	CAN	0.82	(4) 30.71	(5) 1:04.85 34.14	(5) 1:39.63 34.78	2:13.99 34.36	6.35	
5	3	ESCOBAR TORRES Prisciliana Eugenia	MEX	0.75	(6) 30.85	(4) 1:04.65 33.80	(4) 1:39.41 34.76	2:16.00 36.59	8.36	
6	1	MEDRANO Rita	MEX	0.75	(8) 31.35	(6) 1:05.88 34.53	(6) 1:41.19 35.31	2:17.10 35.91	9.46	
7	7	GHIONE Florencia	ARG	0.81	(7) 31.01	(7) 1:06.26 35.25	(7) 1:41.47 35.21	2:18.42 36.95	10.78	
8	8	RODRIGUEZ Maria	VEN	0.69	(4) 30.71	(8) 1:06.66 35.95	(8) 1:42.84 36.18	2:20.20 37.36	12.56	

Legend

WR World Record
R.T. Reaction Time

=WR Equal World Record
DSQ Disqualified

PR Panam Games Record
DNF Did not Finish

=PR Equal Panam Games Record
DNS Did not Start



Aquatic Park
Parque Acuático
Parque Acuático

20 JUL 2007
10:21

Swimming

Natação / Natación

Women's 200m Butterfly

200m Borboleta Feminino / 200m Mariposa Femenino

Semifinals - Heat 1

Semifinais - Heat 1 / Semifinales - Heat 1

Results

Resultados / Resultados

WR	2:05.40	28.35	1:00.11	1:32.46	SCHIPPER Jessicah	AUS	Victoria (CAN)	17 AUG 2006
PR	2:09.64				DEGLAU Jessica	CAN	Winnipeg (CAN)	7 AUG 1999

Semifinal 1 of 2

Event No. 21

Rank	Lane	Name	NOC Code	R.T.	50m	100m	150m	Time	Time Behind	
1	4	HERSEY Kathleen	USA	0.77	(1) 29.51	(1) 1:01.76 32.25	(1) 1:35.12 33.36	2:08.89 33.77		PR
2	5	BALAZS Zsofia	CAN	0.80	(2) 30.63	(2) 1:05.38 34.75	(2) 1:40.61 35.23	2:16.04 35.43	7.15	
3	3	MEDRANO Rita	MEX	0.74	(3) 30.72	(3) 1:05.96 35.24	(3) 1:42.89 36.93	2:20.63 37.74	11.74	
4	2	CIESLAK Larissa	BRA	0.84	(5) 32.09	(4) 1:07.79 35.70	(4) 1:44.59 36.80	2:21.04 36.45	12.15	
5	6	REYES Daniela	CHI	0.71	(6) 32.17	(6) 1:09.07 36.90	(5) 1:45.43 36.36	2:22.08 36.65	13.19	
6	7	SCANAVINO Antonella	URU	0.75	(4) 31.82	(5) 1:08.89 37.07	(6) 1:47.07 38.18	2:25.16 38.09	16.27	
7	1	RODRIGUEZ Johanna	CRC	0.90	(8) 33.11	(8) 1:11.10 37.99	(8) 1:48.93 37.83	2:27.75 38.82	18.86	
8	8	HERNANDEZ Ana	ESA	0.71	(7) 33.06	(7) 1:10.91 37.85	(7) 1:48.87 37.96	2:29.33 40.46	20.44	

Legend

WR World Record
R.T. Reaction Time

=WR Equal World Record
DSQ Disqualified

PR Panam Games Record
DNF Did not Finish

=PR Equal Panam Games Record
DNS Did not Start



Aquatic Park
Parque Acuático
Parque Acuático

20 JUL 2007
10:21

Swimming

Natação / Natación

Women's 200m Butterfly

200m Borboleta Feminino / 200m Mariposa Femenino

Semifinals - Heat 2

Semifinais - Heat 2 / Semifinales - Heat 2

Results

Resultados / Resultados

WR	2:05.40	28.35	1:00.11	1:32.46	SCHIPPER Jessicah	AUS	Victoria (CAN)	17 AUG 2006
PR	2:08.89	29.51	1:01.76	1:35.12	HERSEY Kathleen	USA	Rio de Janeiro (BRA)	20 JUL 2007

Semifinal 2 of 2

Event No. 21

Rank	Lane	Name	NOC Code	R.T.	50m	100m	150m	Time	Time Behind
1	4	KALISZ Courtney	USA	0.81	(1) 30.07	(1) 1:03.29 33.22	(1) 1:37.01 33.72	2:11.53 34.52	
2	5	ESCOBAR TORRES Prisciliana Eugenia	MEX	0.76	(3) 30.75	(2) 1:04.95 34.20	(2) 1:39.48 34.53	2:15.19 35.71	3.66
3	6	DIAS Daiene	BRA	0.81	(2) 30.64	(3) 1:05.31 34.67	(3) 1:40.48 35.17	2:16.97 36.49	5.44
4	3	GHIONE Florencia	ARG	0.82	(5) 31.30	(5) 1:06.68 35.38	(4) 1:42.68 36.00	2:19.40 36.72	7.87
5	2	RODRIGUEZ Maria	VEN	0.72	(4) 30.86	(4) 1:06.60 35.74	(5) 1:43.52 36.92	2:21.04 37.52	9.51
6	7	COY Maria Fernanda	GUA	0.75	(6) 31.65	(6) 1:07.57 35.92	(6) 1:44.84 37.27	2:22.39 37.55	10.86
7	8	WATSON Marsha	BAR	0.85	(7) 32.04	(7) 1:08.15 36.11	(7) 1:45.88 37.73	2:26.15 40.27	14.62
8	1	PAZ CHÁVEZ Laura Lucia	HON	0.77	(8) 32.75	(8) 1:12.00 39.25	(8) 1:52.10 40.10	2:32.01 39.91	20.48

Legend

WR World Record
R.T. Reaction Time

=WR Equal World Record
DSQ Disqualified

PR Panam Games Record
DNF Did not Finish

=PR Equal Panam Games Record
DNS Did not Start



Aquatic Park
Parque Aquático
Parque Acuático

20 JUL 2007
10:21

Swimming

Natação / Natación

Women's 200m Butterfly

200m Borboleta Feminino / 200m Mariposa Femenino

Semifinals

Semifinais / Semifinales

Results Summary

Resumo dos Resultados / Resumen de Resultados

WR	2:05.40	28.35	1:00.11	1:32.46	SCHIPPER Jessicah	AUS	Victoria (CAN)	17 AUG 2006
PR	2:09.64				DEGLAU Jessica	CAN	Winnipeg (CAN)	7 AUG 1999

Semifinals

Event No. 21

Rank	Heat	Lane	Name	NOC Code	R.T.	50m	100m	150m	Time	Time Behind	
1	1	4	HERSEY Kathleen	USA	0.77	29.51	1:01.76 32.25	1:35.12 33.36	2:08.89 33.77		PR
2	2	4	KALISZ Courtney	USA	0.81	30.07	1:03.29 33.22	1:37.01 33.72	2:11.53 34.52	2.64	
3	2	5	ESCOBAR TORRES Prisciliana Eugenia	MEX	0.76	30.75	1:04.95 34.20	1:39.48 34.53	2:15.19 35.71	6.30	
4	1	5	BALAZS Zsofia	CAN	0.80	30.63	1:05.38 34.75	1:40.61 35.23	2:16.04 35.43	7.15	
5	2	6	DIAS Daiene	BRA	0.81	30.64	1:05.31 34.67	1:40.48 35.17	2:16.97 36.49	8.08	
6	2	3	GHIONE Florencia	ARG	0.82	31.30	1:06.68 35.38	1:42.68 36.00	2:19.40 36.72	10.51	
7	1	3	MEDRANO Rita	MEX	0.74	30.72	1:05.96 35.24	1:42.89 36.93	2:20.63 37.74	11.74	
8	1	2	CIESLAK Larissa	BRA	0.84	32.09	1:07.79 35.70	1:44.59 36.80	2:21.04 36.45	12.15	
8	2	2	RODRIGUEZ Maria	VEN	0.72	30.86	1:06.60 35.74	1:43.52 36.92	2:21.04 37.52	12.15	
10	1	6	REYES Daniela	CHI	0.71	32.17	1:09.07 36.90	1:45.43 36.36	2:22.08 36.65	13.19	
11	2	7	COY Maria Fernanda	GUA	0.75	31.65	1:07.57 35.92	1:44.84 37.27	2:22.39 37.55	13.50	
12	1	7	SCANAVINO Antonella	URU	0.75	31.82	1:08.89 37.07	1:47.07 38.18	2:25.16 38.09	16.27	
13	2	8	WATSON Marsha	BAR	0.85	32.04	1:08.15 36.11	1:45.88 37.73	2:26.15 40.27	17.26	
14	1	1	RODRIGUEZ Johanna	CRC	0.90	33.11	1:11.10 37.99	1:48.93 37.83	2:27.75 38.82	18.86	
15	1	8	HERNANDEZ Ana	ESA	0.71	33.06	1:10.91 37.85	1:48.87 37.96	2:29.33 40.46	20.44	
16	2	1	PAZ CHÁVEZ Laura Lucía	HON	0.77	32.75	1:12.00 39.25	1:52.10 40.10	2:32.01 39.91	23.12	

Legend

WR World Record
R.T. Reaction Time

=WR Equal World Record
DSQ Disqualified

PR Panam Games Record
DNF Did not Finish

=PR Equal Panam Games Record
DNS Did not Start



Aquatic Park
Parque Acuático
Parque Acuático

19 JUL 2007
19:15

Swimming
Natação / Natación

Women's 200m Butterfly
200m Borboleta Feminino / 200m Mariposa Femenino

Heats - Heat 1
Séries - Heat 1 / Series - Heat 1

Results

Resultados / Resultados

WR	2:05.40	28.35	1:00.11	1:32.46	SCHIPPER Jessicah	AUS	Victoria (CAN)	17 AUG 2006
PR	2:09.64				DEGLAU Jessica	CAN	Winnipeg (CAN)	7 AUG 1999

Heat 1 of 3

Event No. 21

Rank	Lane	Name	NOC Code	R.T.	50m	100m	150m	Time	Time Behind
1	4	BARDACH Georgina	ARG	0.88	(1) 31.20	(1) 1:06.49 35.29	(2) 1:41.86 35.37	2:17.37 35.51	
2	3	GHIONE Florencia	ARG	0.80	(3) 31.52	(2) 1:06.51 34.99	(1) 1:41.84 35.33	2:17.56 35.72	0.19
3	5	DIAS Daiene	BRA	0.71	(2) 31.24	(3) 1:06.88 35.64	(3) 1:43.04 36.16	2:19.58 36.54	2.21
4	6	REYES Daniela	CHI	0.73	(4) 32.04	(4) 1:08.11 36.07	(4) 1:44.05 35.94	2:20.10 36.05	2.73
5	2	WATSON Marsha	BAR	0.91	(5) 32.85	(5) 1:09.84 36.99	(5) 1:48.10 38.26	2:27.20 39.10	9.83
6	7	HERNANDEZ Ana	ESA	0.75	(6) 33.06	(6) 1:09.91 36.85	(6) 1:48.14 38.23	2:28.93 40.79	11.56

Legend

WR World Record =WR Equal World Record PR Panam Games Record =PR Equal Panam Games Record
R.T. Reaction Time DSQ Disqualified DNF Did not Finish DNS Did not Start



Aquatic Park
Parque Acuático
Parque Acuático

19 JUL 2007
19:15

Swimming

Natação / Natación

Women's 200m Butterfly

200m Borboleta Feminino / 200m Mariposa Femenino

Heats - Heat 2

Séries - Heat 2 / Series - Heat 2

Results

Resultados / Resultados

WR	2:05.40	28.35	1:00.11	1:32.46	SCHIPPER Jessicah	AUS	Victoria (CAN)	17 AUG 2006
PR	2:09.64				DEGLAU Jessica	CAN	Winnipeg (CAN)	7 AUG 1999

Heat 2 of 3

Event No. 21

Rank	Lane	Name	NOC Code	R.T.	50m	100m	150m	Time	Time Behind
1	4	HERSEY Kathleen	USA	0.79	(1) 29.59	(1) 1:02.84 33.25	(1) 1:36.97 34.13	2:11.62 34.65	
2	5	BALAZS Zsofia	CAN	0.84	(2) 30.68	(2) 1:05.19 34.51	(2) 1:40.04 34.85	2:15.40 35.36	3.78
3	6	CIESLAK Larissa	BRA	0.81	(3) 31.77	(3) 1:07.84 36.07	(3) 1:44.18 36.34	2:21.77 37.59	10.15
4	2	COY Maria Fernanda	GUA	0.74	(4) 31.87	(4) 1:08.11 36.24	(4) 1:45.72 37.61	2:22.55 36.83	10.93
5	7	RODRIGUEZ Johanna	CRC	0.90	(5) 33.26	(5) 1:10.70 37.44	(5) 1:48.96 38.26	2:27.05 38.09	15.43
	3	HORNER Stephanie	CAN					DNS	

Legend

WR World Record =WR Equal World Record PR Panam Games Record =PR Equal Panam Games Record
R.T. Reaction Time DSQ Disqualified DNF Did not Finish DNS Did not Start



Aquatic Park
Parque Aquático
Parque Acuático

19 JUL 2007
19:15

Swimming

Natação / Natación

Women's 200m Butterfly

200m Borboleta Feminino / 200m Mariposa Femenino

Heats - Heat 3

Séries - Heat 3 / Series - Heat 3

Results

Resultados / Resultados

WR	2:05.40	28.35	1:00.11	1:32.46	SCHIPPER Jessicah	AUS	Victoria (CAN)	17 AUG 2006
PR	2:09.64				DEGLAU Jessica	CAN	Winnipeg (CAN)	7 AUG 1999

Heat 3 of 3

Event No. 21

Rank	Lane	Name	NOC Code	R.T.	50m	100m	150m	Time	Time Behind
1	4	KALISZ Courtney	USA	0.80	(1) 29.69	(1) 1:02.64 32.95	(1) 1:36.40 33.76	2:11.41 35.01	
2	3	ESCOBAR TORRES Prisciliana Eugenia	MEX	0.74	(3) 31.06	(2) 1:05.06 34.00	(2) 1:39.50 34.44	2:15.20 35.70	3.79
3	5	MEDRANO Rita	MEX	0.78	(2) 30.99	(3) 1:06.23 35.24	(3) 1:41.98 35.75	2:19.04 37.06	7.63
4	6	RODRIGUEZ Maria	VEN	0.72	(4) 31.29	(4) 1:07.48 36.19	(4) 1:44.24 36.76	2:20.94 36.70	9.53
5	2	SCANAVINO Antonella	URU	0.76	(5) 31.55	(5) 1:09.00 37.45	(5) 1:48.36 39.36	2:26.23 37.87	14.82
6	7	PAZ CHAVEZ Laura Lucia	HON	0.78	(6) 32.83	(6) 1:10.28 37.45	(6) 1:48.60 38.32	2:26.69 38.09	15.28

Legend

WR World Record =WR Equal World Record PR Panam Games Record =PR Equal Panam Games Record
R.T. Reaction Time DSQ Disqualified DNF Did not Finish DNS Did not Start



Aquatic Park
Parque Acuático
Parque Acuático

19 JUL 2007
19:15

Swimming

Natação / Natación

Women's 200m Butterfly

200m Borboleta Feminino / 200m Mariposa Femenino

Heats

Séries / Series

Results Summary

Resumo dos Resultados / Resumen de Resultados

WR	2:05.40	28.35	1:00.11	1:32.46	SCHIPPER Jessicah	AUS	Victoria (CAN)	17 AUG 2006
PR	2:09.64				DEGLAU Jessica	CAN	Winnipeg (CAN)	7 AUG 1999

Heats

Event No. 21

Rank	Heat	Lane	Name	NOC Code	R.T.	50m	100m	150m	Time	Time Behind
1	3	4	KALISZ Courtney	USA	0.80	29.69	1:02.64 32.95	1:36.40 33.76	2:11.41 35.01	
2	2	4	HERSEY Kathleen	USA	0.79	29.59	1:02.84 33.25	1:36.97 34.13	2:11.62 34.65	0.21
3	3	3	ESCOBAR TORRES Prisciliana Eugenia	MEX	0.74	31.06	1:05.06 34.00	1:39.50 34.44	2:15.20 35.70	3.79
4	2	5	BALAZS Zsofia	CAN	0.84	30.68	1:05.19 34.51	1:40.04 34.85	2:15.40 35.36	3.99
5	1	4	BARDACH Georgina	ARG	0.88	31.20	1:06.49 35.29	1:41.86 35.37	2:17.37 35.51	5.96
6	1	3	GHIONE Florencia	ARG	0.80	31.52	1:06.51 34.99	1:41.84 35.33	2:17.56 35.72	6.15
7	3	5	MEDRANO Rita	MEX	0.78	30.99	1:06.23 35.24	1:41.98 35.75	2:19.04 37.06	7.63
8	1	5	DIAS Daiene	BRA	0.71	31.24	1:06.88 35.64	1:43.04 36.16	2:19.58 36.54	8.17
9	1	6	REYES Daniela	CHI	0.73	32.04	1:08.11 36.07	1:44.05 35.94	2:20.10 36.05	8.69
10	3	6	RODRIGUEZ Maria	VEN	0.72	31.29	1:07.48 36.19	1:44.24 36.76	2:20.94 36.70	9.53
11	2	6	CIESLAK Larissa	BRA	0.81	31.77	1:07.84 36.07	1:44.18 36.34	2:21.77 37.59	10.36
12	2	2	COY Maria Fernanda	GUA	0.74	31.87	1:08.11 36.24	1:45.72 37.61	2:22.55 36.83	11.14
13	3	2	SCANAVINO Antonella	URU	0.76	31.55	1:09.00 37.45	1:48.36 39.36	2:26.23 37.87	14.82
14	3	7	PAZ CHAVEZ Laura Lucia	HON	0.78	32.83	1:10.28 37.45	1:48.60 38.32	2:26.69 38.09	15.28
15	2	7	RODRIGUEZ Johanna	CRC	0.90	33.26	1:10.70 37.44	1:48.96 38.26	2:27.05 38.09	15.64
16	1	2	WATSON Marsha	BAR	0.91	32.85	1:09.84 36.99	1:48.10 38.26	2:27.20 39.10	15.79
17	1	7	HERNANDEZ Ana	ESA	0.75	33.06	1:09.91 36.85	1:48.14 38.23	2:28.93 40.79	17.52
	2	3	HORNER Stephanie	CAN					DNS	

Legend

WR World Record
R.T. Reaction Time

=WR Equal World Record
DSQ Disqualified

PR Panam Games Record
DNF Did not Finish

=PR Equal Panam Games Record
DNS Did not Start



Aquatic Park
Parque Acuático
Parque Acuático

20 JUL 2007
11:03

Swimming

Natação / Natación

Women's 200m Individual Medley

200m Medley Ind Feminino / 200m 4 Estilos Femenino

Final - Heat 1

Finais - Heat 1 / Finales - Heat 1

Results

Resultados / Resultados

WR	2:09.72	28.81	1:01.91	1:39.84	WU Yanyan	CHN	Shanghai (CHN)	17 OCT 1997
PR	2:14.18				MALAR Joanne	CAN	Winnipeg (CAN)	6 AUG 1999

Final

Event No. 17

Rank	Lane	Name	NOC Code	R.T.	50m	100m	150m	Time	Time Behind	
1	2	SMIT Julia	USA	0.74	(1) 28.50	(1) 1:01.80 33.30	(1) 1:41.16 39.36	2:13.07 31.91		PR
2	4	KUKORS Emily	USA	0.70	(3) 29.40	(4) 1:04.42 35.02	(2) 1:42.47 38.05	2:13.88 31.41	0.81	
3	5	HORNER Stephanie	CAN	0.81	(2) 28.71	(2) 1:03.08 34.37	(3) 1:43.18 40.10	2:15.42 32.24	2.35	
4	3	MARANHÃO Joanna	BRA	0.79	(4) 29.67	(3) 1:04.38 34.71	(4) 1:45.10 40.72	2:16.99 31.89	3.92	
5	6	BARDACH Georgina	ARG	0.88	(5) 30.30	(6) 1:07.48 37.18	(5) 1:48.49 41.01	2:23.05 34.56	9.98	
6	7	CERRONI Lilian	BRA	0.86	(5) 30.30	(5) 1:06.74 36.44	(7) 1:50.22 43.48	2:23.73 33.51	10.66	
7	1	LIGHTBOURN McKayla Lightbourn	BAH	0.78	(7) 31.03	(7) 1:07.85 36.82	(6) 1:50.20 42.35	2:24.92 34.72	11.85	
8	8	COY Maria Fernanda	GUA	0.70	(8) 31.38	(8) 1:11.25 39.87	(8) 1:55.64 44.39	2:29.45 33.81	16.38	

Legend

WR World Record
R.T. Reaction Time

=WR Equal World Record
DSQ Disqualified

PR Panam Games Record
DNF Did not Finish

=PR Equal Panam Games Record
DNS Did not Start



Aquatic Park
Parque Acuático
Parque Acuático

19 JUL 2007
10:28

Swimming

Natação / Natación

Women's 200m Individual Medley

200m Medley Ind Feminino / 200m 4 Estilos Femenino

Semifinals - Heat 1

Semifinais - Heat 1 / Semifinales - Heat 1

Results

Resultados / Resultados

WR	2:09.72	28.81	1:01.91	1:39.84	WU Yanyan	CHN	Shanghai (CHN)	17 OCT 1997
PR	2:14.18				MALAR Joanne	CAN	Winnipeg (CAN)	6 AUG 1999

Semifinal 1 of 2

Event No. 17

Rank	Lane	Name	NOC Code	R.T.	50m	100m	150m	Time	Time Behind
1	5	HORNER Stephanie	CAN	0.76	(1) 28.83	(1) 1:03.22 34.39	(1) 1:44.98 41.76	2:17.92 32.94	
2	4	BARDACH Georgina	ARG	0.82	(3) 30.38	(3) 1:06.71 36.33	(2) 1:47.57 40.86	2:21.17 33.60	3.25
3	3	CERRONI Lilian	BRA	0.78	(2) 30.09	(2) 1:06.29 36.20	(3) 1:48.85 42.56	2:22.27 33.42	4.35
4	6	COY Maria Fernanda	GUA	0.74	(4) 31.17	(4) 1:10.83 39.66	(4) 1:54.76 43.93	2:28.66 33.90	10.74
5	7	FRITZ FERNANDEZ Carla	CHI	0.79	(6) 32.91	(5) 1:11.60 38.69	(5) 1:55.64 44.04	2:31.40 35.76	13.48
6	2	COLLYMORE Kimba	TRI	1.01	(5) 31.28	(6) 1:12.49 41.21	(6) 1:56.25 43.76	2:32.87 36.62	14.95

Legend

WR World Record =WR Equal World Record PR Panam Games Record =PR Equal Panam Games Record
R.T. Reaction Time DSQ Disqualified DNF Did not Finish DNS Did not Start



Aquatic Park
Parque Aquático
Parque Acuático

19 JUL 2007
10:28

Swimming

Natação / Natación

Women's 200m Individual Medley

200m Medley Ind Feminino / 200m 4 Estilos Femenino

Semifinals - Heat 2

Semifinais - Heat 2 / Semifinales - Heat 2

Results

Resultados / Resultados

WR	2:09.72	28.81	1:01.91	1:39.84	WU Yanyan	CHN	Shanghai (CHN)	17 OCT 1997
PR	2:14.18				MALAR Joanne	CAN	Winnipeg (CAN)	6 AUG 1999

Semifinal 2 of 2

Event No. 17

Rank	Lane	Name	NOC Code	R.T.	50m	100m	150m	Time	Time Behind
1	5	KUKORS Emily	USA	0.70	(1) 29.56	(1) 1:04.54 34.98	(1) 1:44.17 39.63	2:16.65 32.48	
2	3	MARANHÃO Joanna	BRA	0.79	(2) 30.54	(2) 1:05.93 35.39	(3) 1:47.68 41.75	2:20.72 33.04	4.07
3	4	SMIT Julia	USA	0.76	(3) 30.57	(3) 1:07.05 36.48	(2) 1:47.55 40.50	2:21.31 33.76	4.66
4	6	LIGHTBOURN McKayla Lightbourn	BAH	0.76	(5) 31.95	(4) 1:08.84 36.89	(4) 1:51.57 42.73	2:26.30 34.73	9.65
5	2	SCANAVINO Antonella	URU	0.77	(4) 30.65	(5) 1:10.92 40.27	(5) 1:53.74 42.82	2:29.63 35.89	12.98
6	1	MORENO MAISER Katerine	BOL	0.88	(6) 33.32	(6) 1:15.27 41.95	(6) 1:58.00 42.73	2:34.07 36.07	17.42
7	7	TORRES Maria Alejandra	PER	0.80	(7) 33.83	(7) 1:15.92 42.09	(7) 2:04.02 48.10	2:39.22 35.20	22.57

Legend

WR World Record
R.T. Reaction Time

=WR Equal World Record
DSQ Disqualified

PR Panam Games Record
DNF Did not Finish

=PR Equal Panam Games Record
DNS Did not Start



Aquatic Park
Parque Acuático
Parque Acuático

19 JUL 2007
10:28

Swimming

Natação / Natación

Women's 200m Individual Medley

200m Medley Ind Feminino / 200m 4 Estilos Femenino

Semifinals

Semifinais / Semifinales

Results Summary

Resumo dos Resultados / Resumen de Resultados

WR	2:09.72	28.81	1:01.91	1:39.84	WU Yanyan	CHN	Shanghai (CHN)	17 OCT 1997
PR	2:14.18				MALAR Joanne	CAN	Winnipeg (CAN)	6 AUG 1999

Semifinals

Event No. 17

Rank	Heat	Lane	Name	NOC Code	R.T.	50m	100m	150m	Time	Time Behind
1	2	5	KUKORS Emily	USA	0.70	29.56	1:04.54 34.98	1:44.17 39.63	2:16.65 32.48	
2	1	5	HORNER Stephanie	CAN	0.76	28.83	1:03.22 34.39	1:44.98 41.76	2:17.92 32.94	1.27
3	2	3	MARANHAO Joanna	BRA	0.79	30.54	1:05.93 35.39	1:47.68 41.75	2:20.72 33.04	4.07
4	1	4	BARDACH Georgina	ARG	0.82	30.38	1:06.71 36.33	1:47.57 40.86	2:21.17 33.60	4.52
5	2	4	SMIT Julia	USA	0.76	30.57	1:07.05 36.48	1:47.55 40.50	2:21.31 33.76	4.66
6	1	3	CERRONI Lilian	BRA	0.78	30.09	1:06.29 36.20	1:48.85 42.56	2:22.27 33.42	5.62
7	2	6	LIGHTBOURN McKayla Lightbourn	BAH	0.76	31.95	1:08.84 36.89	1:51.57 42.73	2:26.30 34.73	9.65
8	1	6	COY Maria Fernanda	GUA	0.74	31.17	1:10.83 39.66	1:54.76 43.93	2:28.66 33.90	12.01
9	2	2	SCANAVINO Antonella	URU	0.77	30.65	1:10.92 40.27	1:53.74 42.82	2:29.63 35.89	12.98
10	1	7	FRITZ FERNANDEZ Carla	CHI	0.79	32.91	1:11.60 38.69	1:55.64 44.04	2:31.40 35.76	14.75
11	1	2	COLLYMORE Kimba	TRI	1.01	31.28	1:12.49 41.21	1:56.25 43.76	2:32.87 36.62	16.22
12	2	1	MORENO MAISER Katerine	BOL	0.88	33.32	1:15.27 41.95	1:58.00 42.73	2:34.07 36.07	17.42
13	2	7	TORRES Maria Alejandra	PER	0.80	33.83	1:15.92 42.09	2:04.02 48.10	2:39.22 35.20	22.57

Legend

WR World Record
R.T. Reaction Time

=WR Equal World Record
DSQ Disqualified

PR Panam Games Record
DNF Did not Finish

=PR Equal Panam Games Record
DNS Did not Start



Aquatic Park
Parque Aquático
Parque Acuático

17 JUL 2007
10:19

Swimming
Natação / Natación

Women's 400m Individual Medley
400m Medley Ind Feminino / 400m 4 Estilos Femenino

Final - Heat 1
Finais - Heat 1 / Finales - Heat 1

Results

Resultados / Resultados

WR	4:32.89	1:03.91	2:14.10	3:29.68	HOFF Katie	USA	Melbourne (AUS)	1 APR 2007
PR	4:38.46				MALAR Joanne	CAN	Winnipeg (CAN)	2 AUG 1999

Final

Event No. 3

Rank	Lane	Name	NOC Code	R.T.	Time	Time Behind	
1	3	HERSEY Kathleen	USA	0.82	4:44.08		
50m (1) 29.63	100m (1) 1:02.63 33.00	150m (2) 1:39.65 37.02	200m (2) 2:15.60 35.95	250m (1) 2:57.23 41.63	300m (1) 3:39.49 42.26	350m (1) 4:12.42 32.93	31.66
2	4	CRIPPEN Teresa	USA	0.92	4:46.18	2.10	
50m (2) 30.00	100m (2) 1:03.04 33.04	150m (1) 1:39.30 36.26	200m (1) 2:13.58 34.28	250m (2) 2:57.46 43.88	300m (2) 3:40.78 43.32	350m (2) 4:14.10 33.32	32.08
3	2	BARDACH Georgina	ARG	0.88	4:47.46	3.38	
50m (5) 30.75	100m (7) 1:05.64 34.89	150m (6) 1:43.34 37.70	200m (6) 2:20.39 37.05	250m (4) 3:00.85 40.46	300m (3) 3:42.34 41.49	350m (3) 4:15.59 33.25	31.87
4	5	MARANHÃO Joanna	BRA	0.77	4:47.54	3.46	
50m (6) 31.10	100m (6) 1:05.63 34.53	150m (5) 1:42.67 37.04	200m (4) 2:18.72 36.05	250m (5) 3:01.02 42.30	300m (5) 3:43.42 42.40	350m (4) 4:16.24 32.82	31.30
5	6	HORNER Stephanie	CAN	0.82	4:48.32	4.24	
50m (3) 30.43	100m (3) 1:04.83 34.40	150m (3) 1:42.32 37.49	200m (5) 2:19.02 36.70	250m (6) 3:01.25 42.23	300m (6) 3:43.82 42.57	350m (6) 4:17.01 33.19	31.31
6	7	STITSKI Monika	CAN	0.77	4:48.77	4.69	
50m (7) 31.13	100m (5) 1:05.53 34.40	150m (4) 1:42.43 36.90	200m (3) 2:18.70 36.27	250m (3) 3:00.49 41.79	300m (4) 3:43.09 42.60	350m (5) 4:16.54 33.45	32.23
7	1	ESCOBAR TORRES Charetzeni Susana	MEX	0.79	4:52.30	8.22	
50m (4) 30.73	100m (4) 1:05.24 34.51	150m (7) 1:43.35 38.11	200m (7) 2:20.79 37.44	250m (7) 3:03.78 42.99	300m (7) 3:47.90 44.12	350m (7) 4:20.51 32.61	31.79
8	8	CIESLAK Larissa	BRA	0.82	5:03.67	19.59	
50m (8) 31.54	100m (8) 1:07.12 35.58	150m (8) 1:46.22 39.10	200m (8) 2:24.84 38.62	250m (8) 3:09.98 45.14	300m (8) 3:55.30 45.32	350m (8) 4:29.64 34.34	34.03

Legend							
WR	World Record	=WR	Equal World Record	OR	Olympic Record	=OR	Equal Olympic Record
AF	African Record	=AF	Equal African Record	AM	Americas Record	=AM	Equal Americas Record
AS	Asian Record	=AS	Equal Asian Record	EU	European Record	=EU	Equal European Record
OC	Oceania Record	=OC	Equal Oceania Record				
R.T.	Reaction Time	DSQ	Disqualified	DNF	Did not Finish	DNS	Did not Start



Aquatic Park
Parque Aquático
Parque Acuático

16 JUL 2007
19:18

Swimming

Natação / Natación

Women's 400m Individual Medley

400m Medley Ind Feminino / 400m 4 Estilos Femenino

Heats - Heat 1

Séries - Heat 1 / Series - Heat 1

Results

Resultados / Resultados

WR	4:32.89	1:03.91	2:14.10	3:29.68	HOFF Katie	USA	Melbourne (AUS)	1 APR 2007
PR	4:38.46				MALAR Joanne	CAN	Winnipeg (CAN)	2 AUG 1999

Heat 1 of 2

Event No. 3

Rank	Lane	Name	NOC Code	R.T.	Time	Time Behind	
1	4	CRIPPEN Teresa	USA	0.88	4:45.19		
50m (1) 29.68	100m (1) 1:02.69 33.01	150m (1) 1:38.23 35.54	200m (1) 2:12.80 34.57	250m (1) 2:56.28 43.48	300m (1) 3:39.90 43.62	350m (1) 4:13.73 33.83	31.46
2	3	MARANHÃO Joanna	BRA	0.81	4:46.04	0.85	
50m (3) 30.79	100m (3) 1:04.83 34.04	150m (3) 1:41.12 36.29	200m (3) 2:17.28 36.16	250m (3) 2:59.49 42.21	300m (3) 3:41.68 42.19	350m (2) 4:14.46 32.78	31.58
3	5	HORNER Stephanie	CAN	0.84	4:47.92	2.73	
50m (2) 30.03	100m (2) 1:03.56 33.53	150m (2) 1:40.50 36.94	200m (2) 2:17.01 36.51	250m (2) 2:59.00 41.99	300m (2) 3:41.54 42.54	350m (3) 4:15.22 33.68	32.70
4	6	CIESLAK Larissa	BRA	0.84	5:04.27	19.08	
50m (5) 31.75	100m (5) 1:07.99 36.24	150m (5) 1:47.64 39.65	200m (5) 2:27.14 39.50	250m (5) 3:11.98 44.84	300m (4) 3:57.46 45.48	350m (4) 4:30.71 33.25	33.56
5	2	ESCOBAR TORRES Prisciliana Eugenia	MEX	0.73	5:06.65	21.46	
50m (4) 30.95	100m (4) 1:05.54 34.59	150m (4) 1:45.71 40.17	200m (4) 2:24.84 39.13	250m (4) 3:11.06 46.22	300m (5) 3:57.64 46.58	350m (5) 4:32.32 34.68	34.33
6	7	FRITZ FERNANDEZ Carla	CHI	0.81	5:19.18	33.99	
50m (6) 33.07	100m (6) 1:11.04 37.97	150m (6) 1:51.88 40.84	200m (6) 2:31.83 39.95	250m (6) 3:16.55 44.72	300m (6) 4:02.27 45.72	350m (6) 4:41.65 39.38	37.53

Legend							
WR	World Record	=WR	Equal World Record	OR	Olympic Record	=OR	Equal Olympic Record
AF	African Record	=AF	Equal African Record	AM	Americas Record	=AM	Equal Americas Record
AS	Asian Record	=AS	Equal Asian Record	EU	European Record	=EU	Equal European Record
OC	Oceania Record	=OC	Equal Oceania Record				
R.T.	Reaction Time	DSQ	Disqualified	DNF	Did not Finish	DNS	Did not Start



Aquatic Park
Parque Aquático
Parque Acuático

16 JUL 2007
19:18

Swimming
Natação / Natación

Women's 400m Individual Medley
400m Medley Ind Feminino / 400m 4 Estilos Femenino

Heats - Heat 2
Séries - Heat 2 / Series - Heat 2

Results

Resultados / Resultados

WR	4:32.89	1:03.91	2:14.10	3:29.68	HOFF Katie	USA	Melbourne (AUS)	1 APR 2007
PR	4:38.46				MALAR Joanne	CAN	Winnipeg (CAN)	2 AUG 1999

Heat 2 of 2

Event No. 3

Rank	Lane	Name	NOC Code	R.T.	Time	Time Behind	
1	5	HERSEY Kathleen	USA	0.80	4:47.44		
50m (1) 29.80	100m (1) 1:02.94 33.14	150m (1) 1:39.52 36.58	200m (1) 2:15.54 36.02	250m (1) 2:57.49 41.95	300m (1) 3:40.55 43.06	350m (1) 4:14.43 33.88	33.01
2	4	BARDACH Georgina	ARG	0.86	4:49.95	2.51	
50m (2) 30.51	100m (2) 1:04.96 34.45	150m (3) 1:42.82 37.86	200m (3) 2:19.74 36.92	250m (2) 3:00.16 40.42	300m (2) 3:42.55 42.39	350m (2) 4:17.73 35.18	32.22
3	3	STITSKI Monika	CAN	0.78	4:50.06	2.62	
50m (3) 30.83	100m (4) 1:05.56 34.73	150m (2) 1:42.59 37.03	200m (2) 2:19.43 36.84	250m (3) 3:01.38 41.95	300m (3) 3:44.62 43.24	350m (3) 4:18.07 33.45	31.99
4	6	ESCOBAR TORRES Charetzeni Susana	MEX	0.78	4:52.87	5.43	
50m (4) 31.10	100m (3) 1:05.40 34.30	150m (4) 1:43.32 37.92	200m (4) 2:20.62 37.30	250m (4) 3:03.93 43.31	300m (4) 3:47.21 43.28	350m (4) 4:20.51 33.30	32.36
5	2	LIGHTBOURN McKayla Lightbourn	BAH	0.76	5:10.12	22.68	
50m (5) 31.70	100m (6) 1:08.20 36.50	150m (5) 1:47.44 39.24	200m (5) 2:26.25 38.81	250m (5) 3:11.48 45.23	300m (5) 3:57.38 45.90	350m (5) 4:34.40 37.02	35.72
6	7	COY Maria Fernanda	GUA	0.73	5:12.56	25.12	
50m (6) 32.23	100m (5) 1:08.01 35.78	150m (6) 1:50.20 42.19	200m (6) 2:30.67 40.47	250m (6) 3:15.73 45.06	300m (6) 4:00.95 45.22	350m (6) 4:37.42 36.47	35.14
7	1	PAZ CHÁVEZ Laura Lucía	HON	0.80	5:29.04	41.60	
50m (7) 33.01	100m (7) 1:11.15 38.14	150m (7) 1:53.87 42.72	200m (7) 2:34.61 40.74	250m (7) 3:25.78 51.17	300m (7) 4:15.41 49.63	350m (7) 4:52.42 37.01	36.62

Legend							
WR	World Record	=WR	Equal World Record	OR	Olympic Record	=OR	Equal Olympic Record
AF	African Record	=AF	Equal African Record	AM	Americas Record	=AM	Equal Americas Record
AS	Asian Record	=AS	Equal Asian Record	EU	European Record	=EU	Equal European Record
OC	Oceania Record	=OC	Equal Oceania Record				
R.T.	Reaction Time	DSQ	Disqualified	DNF	Did not Finish	DNS	Did not Start



Aquatic Park
Parque Aquático
Parque Acuático

Swimming
Natação / Natación

Women's 400m Individual Medley
400m Medley Ind Feminino / 400m 4 Estilos Femenino

16 JUL 2007
19:18

Heats
Séries / Series

Results Summary

Resumo dos Resultados / Resumen de Resultados

WR	4:32.89	1:03.91	2:14.10	3:29.68	HOFF Katie	USA	Melbourne (AUS)	1 APR 2007
PR	4:38.46				MALAR Joanne	CAN	Winnipeg (CAN)	2 AUG 1999

Heats

Event No. 3

Rank	Heat	Lane	Name	NOC Code	R.T.	Time	Time Behind	
1	1	4	CRIPPEN Teresa	USA	0.88	4:45.19		
	50m 29.68	100m 1:02.69 33.01	150m 1:38.23 35.54	200m 2:12.80 34.57	250m 2:56.28 43.48	300m 3:39.90 43.62	350m 4:13.73 33.83	31.46
2	1	3	MARANHÃO Joanna	BRA	0.81	4:46.04	0.85	
	50m 30.79	100m 1:04.83 34.04	150m 1:41.12 36.29	200m 2:17.28 36.16	250m 2:59.49 42.21	300m 3:41.68 42.19	350m 4:14.46 32.78	31.58
3	2	5	HERSEY Kathleen	USA	0.80	4:47.44	2.25	
	50m 29.80	100m 1:02.94 33.14	150m 1:39.52 36.58	200m 2:15.54 36.02	250m 2:57.49 41.95	300m 3:40.55 43.06	350m 4:14.43 33.88	33.01
4	1	5	HORNER Stephanie	CAN	0.84	4:47.92	2.73	
	50m 30.03	100m 1:03.56 33.53	150m 1:40.50 36.94	200m 2:17.01 36.51	250m 2:59.00 41.99	300m 3:41.54 42.54	350m 4:15.22 33.68	32.70
5	2	4	BARDACH Georgina	ARG	0.86	4:49.95	4.76	
	50m 30.51	100m 1:04.96 34.45	150m 1:42.82 37.86	200m 2:19.74 36.92	250m 3:00.16 40.42	300m 3:42.55 42.39	350m 4:17.73 35.18	32.22
6	2	3	STITSKI Monika	CAN	0.78	4:50.06	4.87	
	50m 30.83	100m 1:05.56 34.73	150m 1:42.59 37.03	200m 2:19.43 36.84	250m 3:01.38 41.95	300m 3:44.62 43.24	350m 4:18.07 33.45	31.99
7	2	6	ESCOBAR TORRES Charetzeni Susana	MEX	0.78	4:52.87	7.68	
	50m 31.10	100m 1:05.40 34.30	150m 1:43.32 37.92	200m 2:20.62 37.30	250m 3:03.93 43.31	300m 3:47.21 43.28	350m 4:20.51 33.30	32.36
8	1	6	CIESLAK Larissa	BRA	0.84	5:04.27	19.08	
	50m 31.75	100m 1:07.99 36.24	150m 1:47.64 39.65	200m 2:27.14 39.50	250m 3:11.98 44.84	300m 3:57.46 45.48	350m 4:30.71 33.25	33.56
9	1	2	ESCOBAR TORRES Prisciliana Eugenia	MEX	0.73	5:06.65	21.46	
	50m 30.95	100m 1:05.54 34.59	150m 1:45.71 40.17	200m 2:24.84 39.13	250m 3:11.06 46.22	300m 3:57.64 46.58	350m 4:32.32 34.68	34.33
10	2	2	LIGHTBOURN McKayla Lightbourn	BAH	0.76	5:10.12	24.93	
	50m 31.70	100m 1:08.20 36.50	150m 1:47.44 39.24	200m 2:26.25 38.81	250m 3:11.48 45.23	300m 3:57.38 45.90	350m 4:34.40 37.02	35.72
11	2	7	COY Maria Fernanda	GUA	0.73	5:12.56	27.37	
	50m 32.23	100m 1:08.01 35.78	150m 1:50.20 42.19	200m 2:30.67 40.47	250m 3:15.73 45.06	300m 4:00.95 45.22	350m 4:37.42 36.47	35.14
12	1	7	FRITZ FERNANDEZ Carla	CHI	0.81	5:19.18	33.99	
	50m 33.07	100m 1:11.04 37.97	150m 1:51.88 40.84	200m 2:31.83 39.95	250m 3:16.55 44.72	300m 4:02.27 45.72	350m 4:41.65 39.38	37.53
13	2	1	PAZ CHÁVEZ Laura Lucía	HON	0.80	5:29.04	43.85	
	50m 33.01	100m 1:11.15 38.14	150m 1:53.87 42.72	200m 2:34.61 40.74	250m 3:25.78 51.17	300m 4:15.41 49.63	350m 4:52.42 37.01	36.62

Legend			
WR	World Record	=WR	Equal World Record
AF	African Record	=AF	Equal African Record
AS	Asian Record	=AS	Equal Asian Record
OC	Oceania Record	=OC	Equal Oceania Record
R.T.	Reaction Time	DSQ	Disqualified
		OR	Olympic Record
		AM	Americas Record
		EU	European Record
		DNF	Did not Finish
		DNS	Did not Start
		=OR	Equal Olympic Record
		=AM	Equal Americas Record
		=EU	Equal European Record



Aquatic Park
Parque Acuático
Parque Acuático

19 JUL 2007
11:22

Swimming

Natação / Natación

Women's 4x100m Freestyle

Revezamento 4 x 100m Livre Feminino / Relevos 4x100m Libre Femenino

Final - Heat 1

Finais - Heat 1 / Finales - Heat 1

Results

Resultados / Resultados

WR	3:35.22	54.53	1:48.40	2:41.06	GER - Germany	Budapest (HUN)	31 JUL 2006
PR	3:41.93				USA - United States	Santo Domingo (DOM)	13 AUG 2003

Final

Event No. 19

Rank	Lane	NOC	Name	R.T.	50m	100m	Time	Time Behind
1	4	USA - United States					3:41.97	
			SMIT Julia	0.77	27.64	56.22 (1)	56.22	
			WOODWARD Sam	0.21	25.96	55.29 (1)	1:51.51	
			KUKORS Emily	0.51	26.51	55.31 (1)	2:46.82	
			CORREIA Maritza	0.29	26.35	55.15 (1)	3:41.97	
2	3	BRA - Brazil					3:42.96	0.99
			BARBOSA Tatiana	0.76	27.57	56.25 (2)	56.25	
			DELAROLI Flavia	0.34	26.08	55.78 (2)	1:52.03	
			FERREIRA Monique	0.14	26.84	56.01 (2)	2:48.04	
			GUSMAO Rebeca	0.18	26.03	54.92 (2)	3:42.96	
3	5	CAN - Canada					3:46.23	4.26
			COLLINS Elizabeth	0.80	27.56	56.53 (3)	56.53	
			MITCHELL Seanna	0.35	26.42	56.09 (3)	1:52.62	
			CHARRON-WATSON Chanelle	0.37	27.02	55.79 (3)	2:48.41	
			BELL Hilary	0.23	27.41	57.82 (3)	3:46.23	
4	2	VEN - Venezuela					3:52.87	10.90
			SEMECO Arlene	0.76	27.58	56.69 (4)	56.69	
			VOLCAN Erin	0.35	27.70	58.20 (4)	1:54.89	
			VILAR Ximena	0.39	27.64	58.67 (4)	2:53.56	
			PINTO Yanel	0.11	28.03	59.31 (4)	3:52.87	
5	6	BAH - Bahamas					3:53.91	11.94
			DEVEAUX Nikia Deveaux	0.70	28.26	58.34 (5)	58.34	
			DILLETTE Alana	0.31	27.08	57.18 (5)	1:55.52	
			VANDERPOOL-WALLACE Arianna	0.37	27.77	58.75 (5)	2:54.27	
			WEECH Ariel Weech	0.49	27.71	59.64 (5)	3:53.91	
6	7	MEX - Mexico					3:59.57	17.60
			ALVARADO GORDOA Mariana	0.73	29.02	1:00.48 (6)	1:00.48	
			ARCINIEGA CASTRO Alma Paulina	0.53	29.45	1:00.85 (6)	2:01.33	
			ALANIS ZAPATA Sandra	0.45	29.11	1:00.34 (6)	3:01.67	
			IBANEZ LOPEZ Liliana	0.22	28.11	57.90 (6)	3:59.57	
7	8	PER - Peru					4:09.68	27.71
			TORRES Maria Alejandra	0.78	31.24	1:03.65 (8)	1:03.65	
			GOMEZ-SANCHEZ CABALLERO Fiorella	0.62	30.40	1:02.48 (8)	2:06.13	
			SILVA MEREVA Valeria	0.46	30.38	1:02.75 (8)	3:08.88	
			CARRILLO Massie	0.62	29.59	1:00.80 (7)	4:09.68	
8	1	URU - Uruguay					4:12.32	30.35
			PUMAR Elsa	0.75	29.37	1:01.74 (7)	1:01.74	
			REMERSARO Ines	0.38	29.61	1:02.46 (7)	2:04.20	
			SCANAVINO Antonella	0.39	30.65	1:04.46 (7)	3:08.66	
			GUERRA Andrea	0.40	29.94	1:03.66 (8)	4:12.32	

Legend

WR World Record
R.T. Reaction Time

=WR Equal World Record
DSQ Disqualified

PR Panam Games Record
DNF Did not Finish

=PR Equal Panam Games Record
DNS Did not Start



Aquatic Park
Parque Acuático
Parque Acuático

18 JUL 2007
19:43

Swimming

Natação / Natación

Women's 4x100m Freestyle

Revezamento 4 x 100m Livre Feminino / Relevos 4x100m Libre Femenino

Heats - Heat 1

Séries - Heat 1 / Series - Heat 1

Results

Resultados / Resultados

WR	3:35.22	54.53	1:48.40	2:41.06	GER - Germany	Budapest (HUN)	31 JUL 2006
PR	3:41.93				USA - United States	Santo Domingo (DOM)	13 AUG 2003

Heat 1 of 2

Event No. 19

Rank	Lane	NOC	Name	R.T.	50m	100m	Time	Time Behind
1	4	CAN - Canada					3:47.18	
			BELL Hilary	0.77	28.43	58.13 (1)	58.13	
			CHARRON-WATSON Chanelle	0.42	27.49	56.36 (1)	1:54.49	
			COLLINS Elizabeth	0.33	27.28	56.36 (1)	2:50.85	
			MITCHELL Seanna	0.63	27.46	56.33 (1)	3:47.18	
2	3	BAH - Bahamas					3:54.99	7.81
			DEVEAUX Nikia Deveaux	0.72	28.16	58.29 (2)	58.29	
			DILLETTE Alana	-0.02	28.08	58.01 (2)	1:56.30	
			VANDERPOOL-WALLACE Arianna	0.29	27.88	58.72 (2)	2:55.02	
			WEECH Ariel Weech	0.47	28.90	59.97 (2)	3:54.99	
3	5	VEN - Venezuela					3:59.42	12.24
			VILAR Ximena	0.76	28.65	59.76 (3)	59.76	
			PINTO Yanel	0.25	28.41	59.71 (3)	1:59.47	
			PINTO Jeserick	0.45	28.08	59.69 (3)	2:59.16	
			MARQUEZ Jennifer	0.46	28.99	1:00.26 (3)	3:59.42	
4	6	PER - Peru					4:13.67	26.49
			TORRES Maria Alejandra	0.75	30.51	1:02.48 (4)	1:02.48	
			GOMEZ-SANCHEZ CABALLERO Fiorella	0.51	30.99	1:04.38 (4)	2:06.86	
			SILVA MEREVA Valeria	0.38	30.74	1:04.00 (4)	3:10.86	
			CARRILLO Massie	0.61	30.49	1:02.81 (4)	4:13.67	

Legend			
WR	World Record	=WR	Equal World Record
AF	African Record	=AF	Equal African Record
AS	Asian Record	=AS	Equal Asian Record
OC	Oceania Record	=OC	Equal Oceania Record
R.T.	Reaction Time	DSQ	Disqualified
		OR	Olympic Record
		AM	Americas Record
		EU	European Record
		DNF	Did not Finish
		=OR	Equal Olympic Record
		=AM	Equal Americas Record
		=EU	Equal European Record
		DNS	Did not Start



Aquatic Park
Parque Acuático
Parque Acuático

18 JUL 2007
19:43

Swimming

Natação / Natación

Women's 4x100m Freestyle

Revezamento 4 x 100m Livre Feminino / Relevos 4x100m Libre Femenino

Heats - Heat 2

Séries - Heat 2 / Series - Heat 2

Results

Resultados / Resultados

WR	3:35.22	54.53	1:48.40	2:41.06	GER - Germany	Budapest (HUN)	31 JUL 2006
PR	3:41.93				USA - United States	Santo Domingo (DOM)	13 AUG 2003

Heat 2 of 2

Event No. 19

Rank	Lane	NOC	Name	R.T.	50m	100m	Time	Time Behind
1	4	USA - United States					3:45.76	
			THIES Lauren	0.74	27.40	56.95 (2)	56.95	
			KUKORS Emily	0.38	26.48	55.27 (1)	1:52.22	
			CORREIA Maritza	0.34	27.25	56.45 (1)	2:48.67	
			KING Michele	0.23	27.24	57.09 (1)	3:45.76	
2	5	BRA - Brazil					3:54.25	8.49
			BARBOSA Tatiana	0.77	27.91	56.33 (1)	56.33	
			DELAROLI Flavia	0.32	28.62	58.91 (2)	1:55.24	
			FERREIRA Monique	0.15	28.62	59.08 (2)	2:54.32	
			LYRIO Manuella	0.26	28.33	59.93 (2)	3:54.25	
3	3	MEX - Mexico					3:59.48	13.72
			IBANEZ LOPEZ Liliana	0.77	28.32	58.36 (3)	58.36	
			ARCINIEGA CASTRO Alma Paulina	0.41	28.93	59.89 (3)	1:58.25	
			ALANIS ZAPATA Sandra	0.60	30.03	1:01.94 (3)	3:00.19	
			ALVARADO GORDOA Mariana	0.16	28.24	59.29 (3)	3:59.48	
4	2	URU - Uruguay					4:10.30	24.54
			SCANAVINO Antonella	0.77	29.88	1:01.40 (5)	1:01.40	
			PUMAR Elsa	0.65	29.39	1:02.09 (4)	2:03.49	
			REMERSARO Ines	0.60	29.95	1:02.65 (4)	3:06.14	
			GUERRA Andrea	0.46	29.89	1:04.16 (4)	4:10.30	
5	6	HON - Honduras					4:19.75	33.99
			FAJARDO SIERRA Sharon Paola	0.72	28.99	1:00.75 (4)	1:00.75	
			LEIVA Laura	0.50	31.16	1:05.20 (5)	2:05.95	
			POUJOL Karen	0.69	32.99	1:08.78 (5)	3:14.73	
			PAZ CHAVEZ Laura Lucia	0.50	30.69	1:05.02 (5)	4:19.75	

Legend			
WR	World Record	=WR	Equal World Record
AF	African Record	=AF	Equal African Record
AS	Asian Record	=AS	Equal Asian Record
OC	Oceania Record	=OC	Equal Oceania Record
R.T.	Reaction Time	DSQ	Disqualified
		OR	Olympic Record
		AM	Americas Record
		EU	European Record
		DNF	Did not Finish
		DNS	Did not Start
		=OR	Equal Olympic Record
		=AM	Equal Americas Record
		=EU	Equal European Record



Aquatic Park
Parque Acuático
Parque Acuático

18 JUL 2007
19:43

Swimming

Natação / Natación

Women's 4x100m Freestyle

Revezamento 4 x 100m Livre Feminino / Relevos 4x100m Libre Femenino

Heats

Séries / Series

Results Summary

Resumo dos Resultados / Resumen de Resultados

WR	3:35.22	54.53	1:48.40	2:41.06	GER - Germany	Budapest (HUN)	31 JUL 2006
PR	3:41.93				USA - United States	Santo Domingo (DOM)	13 AUG 2003

Heats										Event No. 19
Rank	Heat	Lane	NOC	Name	R.T.	50m	100m	Time	Time Behind	
1	2	4	USA - United States					3:45.76		
				THIES Lauren	0.74	27.40	56.95	56.95		
				KUKORS Emily	0.38	26.48	55.27	1:52.22		
				CORREIA Maritza	0.34	27.25	56.45	2:48.67		
				KING Michele	0.23	27.24	57.09	3:45.76		
2	1	4	CAN - Canada					3:47.18	1.42	
				BELL Hilary	0.77	28.43	58.13	58.13		
				CHARRON-WATSON Chanelle	0.42	27.49	56.36	1:54.49		
				COLLINS Elizabeth	0.33	27.28	56.36	2:50.85		
				MITCHELL Seanna	0.63	27.46	56.33	3:47.18		
3	2	5	BRA - Brazil					3:54.25	8.49	
				BARBOSA Tatiana	0.77	27.91	56.33	56.33		
				DELAROLI Flavia	0.32	28.62	58.91	1:55.24		
				FERREIRA Monique	0.15	28.62	59.08	2:54.32		
				LYRIO Manuella	0.26	28.33	59.93	3:54.25		
4	1	3	BAH - Bahamas					3:54.99	9.23	
				DEVEAUX Nikia Deveaux	0.72	28.16	58.29	58.29		
				DILLETTE Alana	-0.02	28.08	58.01	1:56.30		
				VANDERPOOL-WALLACE Arianna	0.29	27.88	58.72	2:55.02		
				WEECH Ariel Weech	0.47	28.90	59.97	3:54.99		
5	1	5	VEN - Venezuela					3:59.42	13.66	
				VILAR Ximena	0.76	28.65	59.76	59.76		
				PINTO Yanel	0.25	28.41	59.71	1:59.47		
				PINTO Jeserick	0.45	28.08	59.69	2:59.16		
				MARQUEZ Jennifer	0.46	28.99	1:00.26	3:59.42		
6	2	3	MEX - Mexico					3:59.48	13.72	
				IBÁÑEZ LOPEZ Liliana	0.77	28.32	58.36	58.36		
				ARCINIEGA CASTRO Alma Paulina	0.41	28.93	59.89	1:58.25		
				ALANIS ZAPATA Sandra	0.60	30.03	1:01.94	3:00.19		
				ALVARADO GORDOA Mariana	0.16	28.24	59.29	3:59.48		
7	2	2	URU - Uruguay					4:10.30	24.54	
				SCANAVINO Antonella	0.77	29.88	1:01.40	1:01.40		
				PUMAR Elsa	0.65	29.39	1:02.09	2:03.49		
				REMERSARO Ines	0.60	29.95	1:02.65	3:06.14		
				GUERRA Andrea	0.46	29.89	1:04.16	4:10.30		
8	1	6	PER - Peru					4:13.67	27.91	
				TORRES Maria Alejandra	0.75	30.51	1:02.48	1:02.48		
				GOMEZ-SANCHEZ CABALLERO Fiorella	0.51	30.99	1:04.38	2:06.86		
				SILVA MEREVA Valeria	0.38	30.74	1:04.00	3:10.86		
				CARRILLO Massie	0.61	30.49	1:02.81	4:13.67		
9	2	6	HON - Honduras					4:19.75	33.99	
				FAJARDO SIERRA Sharon Paola	0.72	28.99	1:00.75	1:00.75		
				LEIVA Laura	0.50	31.16	1:05.20	2:05.95		
				POUJOL Karen	0.69	32.99	1:08.78	3:14.73		
				PAZ CHAVEZ Laura Lucia	0.50	30.69	1:05.02	4:19.75		

Legend			
WR	World Record	=WR	Equal World Record
AF	African Record	=AF	Equal African Record
AS	Asian Record	=AS	Equal Asian Record
OC	Oceania Record	=OC	Equal Oceania Record
R.T.	Reaction Time	DSQ	Disqualified
		OR	Olympic Record
		AM	Americas Record
		EU	European Record
		=OR	Equal Olympic Record
		=AM	Equal Americas Record
		=EU	Equal European Record
		DNF	Did not Finish
		DNS	Did not Start



Aquatic Park
Parque Aquático
Parque Acuático

Swimming

Natação / Natación

Women's 4x200m Freestyle

Revezamento 4 x 200m Livre Feminino / Relevos 4x200m Libre Femenino

18 JUL 2007
11:49

Final - Heat 1

Finais - Heat 1 / Finales - Heat 1

Results

Resultados / Resultados

CORRECTED

WR	7:50.09	57.55	1:56.43	2:52.87	3:53.92	USA - United States	Melbourne (AUS)	29 MAR 2007
PR	8:05.28	4:51.60	5:53.11	6:49.47	7:46.39	USA - United States	Rio de Janeiro (BRA)	17 JUL 2007
		59.59	2:04.11	3:03.19	4:05.39			
		5:03.51	6:05.49	7:04.28				

Final

Event No. 14

Rank	Lane	NOC	Name	R.T.	50m	100m	150m	200m	Time	Time Behind		
1	4	USA - United States							8:02.03		PR	
			RODRIQUEZ Jessica	0.80	28.87	59.17	1:29.69	1:59.97	(1)	1:59.97		
			KUKORS Emily	0.52	28.13	58.15	1:29.09	1:59.57	(1)	3:59.54		
			OHLGREN Ava	0.38	27.73	57.52	1:28.87	2:00.19	(1)	5:59.73		
			CARROLL Katie	0.25	28.66	59.00	1:30.71	2:02.30	(1)	8:02.03		
2	5	CAN - Canada							8:04.56		2.53	
			CHARRON-WATSON Chanelle	0.73	28.65	59.13	1:29.72	2:01.04	(2)	2:01.04		
			COLLINS Elizabeth	0.39	28.07	58.37	1:29.34	2:00.78	(2)	4:01.82		
			BELL Hilary	0.15	28.15	58.65	1:30.29	2:02.08	(2)	6:03.90		
			HORNER Stephanie	0.47	27.93	58.06	1:29.31	2:00.66	(2)	8:04.56		
3	3	BRA - Brazil							8:13.15		11.12	
			BARBOSA Tatiana	0.76	28.96	59.76	1:30.95	2:02.11	(3)	2:02.11		
			FERREIRA Monique	0.02	27.51	58.06	1:29.37	2:01.11	(3)	4:03.22		
			LYRIO Manuella	0.32	28.62	59.78	1:32.06	2:04.88	(3)	6:08.10		
			BARACHO Paula	0.34	28.99	1:00.69	1:33.03	2:05.05	(3)	8:13.15		
4	6	MEX - Mexico							8:20.12		18.09	
			ALVARADO GORDOA Mariana	0.70	29.09	1:00.77	1:32.85	2:05.39	(6)	2:05.39		
			ESCOBAR TORRES Charetzeni Susana	0.41	29.20	1:00.91	1:32.50	2:04.06	(4)	4:09.45		
			ALANIS ZAPATA Sandra	0.51	29.13	1:00.78	1:33.29	2:06.67	(5)	6:16.12		
			CASTANEDA MIYAMOTO Patricia Mido	0.88	29.42	1:00.85	1:31.96	2:04.00	(4)	8:20.12		
5	2	VEN - Venezuela							8:22.24		20.21	
			PINTO Andreina	0.78	29.31	1:00.95	1:32.91	2:04.47	(5)	2:04.47		
			VOLCAN Erin	0.23	28.44	59.69	1:31.97	2:05.10	(5)	4:09.57		
			PINTO Yanel	0.31	28.81	1:00.72	1:33.52	2:06.46	(4)	6:16.03		
			MARQUEZ Jennifer	0.52	29.07	1:00.86	1:33.61	2:06.21	(5)	8:22.24		
6	1	ESA - El Salvador							8:41.03		39.00	
			BENITEZ Pamela	0.76	29.14	1:00.28	1:32.30	2:04.43	(4)	2:04.43		
			MURILLO Ileana	0.51	29.82	1:03.07	1:38.09	2:13.29	(6)	4:17.72		
			HERNANDEZ Ana	0.63	31.41	1:05.95	1:40.28	2:14.82	(6)	6:32.54		
			MARCUS Golda	0.45	30.07	1:02.92	1:35.65	2:08.49	(6)	8:41.03		
7	7	BAH - Bahamas							8:42.73		40.70	
			VANDERPOOL-WALLACE Arianna	0.72	29.55	1:01.83	1:35.81	2:10.81	(7)	2:10.81		
			LIGHTBOURN McKayla Lightbourn	0.17	29.98	1:03.76	1:37.84	2:12.70	(7)	4:23.51		
			WEECH Ariel Weech	0.50	30.92	1:04.13	1:38.22	2:12.34	(7)	6:35.85		
			DILLETTE Alana	0.30	29.56	1:02.30	1:34.79	2:06.88	(7)	8:42.73		
8	8	PER - Peru							8:59.23		57.20	
			GOMEZ-SANCHEZ CABALLERO Flor	0.82	31.01	1:04.70	1:38.77	2:11.94	(8)	2:11.94		
			PAVIC Slavica	0.74	32.09	1:07.79	1:44.45	2:19.80	(8)	4:31.74		
			CARRILLO Massie	0.77	30.54	1:04.33	1:40.11	2:16.11	(8)	6:47.85		
			TORRES Maria Alejandra	0.39	30.79	1:03.62	1:37.83	2:11.38	(8)	8:59.23		

Legend

WR World Record
R.T. Reaction Time

=WR Equal World Record
DSQ Disqualified

PR Panam Games Record
DNF Did not Finish

=PR Equal Panam Games Record
DNS Did not Start



Aquatic Park
Parque Acuático
Parque Acuático

17 JUL 2007
19:42

Swimming

Natação / Natación

Women's 4x200m Freestyle

Revezamento 4 x 200m Livre Feminino / Relevos 4x200m Libre Femenino

Heats - Heat 1

Séries - Heat 1 / Series - Heat 1

Results

Resultados / Resultados

WR	7:50.09	57.55	1:56.43	2:52.87	3:53.92	USA - United States	Melbourne (AUS)	29 MAR 2007
PR	8:05.47	4:51.60	5:53.11	6:49.47		USA - United States	Santo Domingo (DOM)	11 AUG 2003

Heat 1 of 2

Event No. 14

Rank	Lane	NOC	Name	R.T.	50m	100m	150m	200m	Time	Time Behind	
1	4	CAN - Canada							8:11.05		
			COLLINS Elizabeth	0.82	28.43	58.86	1:29.62	2:00.64	(1)	2:00.64	
			BELL Hilary	0.34	28.14	58.89	1:30.11	2:01.33	(1)	4:01.97	
			KING Savannah	0.50	28.85	1:00.55	1:32.94	2:05.42	(1)	6:07.39	
			BALAZS Zsafia	0.52	29.18	1:00.85	1:32.72	2:03.66	(1)	8:11.05	
2	5	MEX - Mexico							8:32.09	21.04	
			IBÁÑEZ LOPEZ Lilia	0.78	29.63	1:01.22	1:34.17	2:07.62	(3)	2:07.62	
			ALANIS ZAPATA Sandra	0.54	29.30	1:00.85	1:33.41	2:05.95	(2)	4:13.57	
			CASTANEDA MIYAMOTO Patricia	0.52	30.69	1:03.26	1:35.82	2:08.33	(2)	6:21.90	
			ARCINIEGA CASTRO Alma Paulina	0.51	29.61	1:03.13	1:37.47	2:10.19	(2)	8:32.09	
3	3	BAH - Bahamas							8:45.99	34.94	
			DILLETTE Alana	0.73	30.20	1:02.47	1:34.64	2:06.41	(2)	2:06.41	
			LIGHTBOURN McKayla Lightbourn	0.40	30.02	1:02.87	1:37.13	2:11.77	(3)	4:18.18	
			LIGHTBOURNE Alicia	0.20	30.66	1:05.50	1:41.49	2:16.38	(3)	6:34.56	
			VANDERPOOL-WALLACE Arianna	-0.02	29.54	1:03.10	1:37.17	2:11.43	(3)	8:45.99	
4	6	HON - Honduras							9:31.63	1:20.58	
			FAJARDO SIERRA Sharon Paola	0.72	30.04	1:03.42	1:38.60	2:13.93	(4)	2:13.93	
			PAZ CHAVEZ Laura Lucia	0.53	32.03	1:07.78	1:44.83	2:21.25	(4)	4:35.18	
			POUJOL Karen	0.62	34.68	1:14.95	1:56.69	2:36.30	(4)	7:11.48	
			LEIVA Laura	0.46	31.41	1:06.78	1:43.30	2:20.15	(4)	9:31.63	

Legend

WR World Record
R.T. Reaction Time

=WR Equal World Record
DSQ Disqualified

PR Panam Games Record
DNF Did not Finish

=PR Equal Panam Games Record
DNS Did not Start



Aquatic Park
Parque Acuático
Parque Acuático

Swimming
Natação / Natación

Women's 4x200m Freestyle

Revezamento 4 x 200m Livre Feminino / Relevos 4x200m Libre Femenino

17 JUL 2007
19:42

Heats - Heat 2

Séries - Heat 2 / Series - Heat 2

Results

Resultados / Resultados

WR	7:50.09	57.55	1:56.43	2:52.87	3:53.92	USA - United States	Melbourne (AUS)	29 MAR 2007
PR	8:05.47	4:51.60	5:53.11	6:49.47		USA - United States	Santo Domingo (DOM)	11 AUG 2003

Heat 2 of 2

Event No. 14

Rank	Lane	NOC	Name	R.T.	50m	100m	150m	200m	Time	Time Behind		
1	4	USA - United States							8:05.28		PR	
			THIES Lauren	0.76	28.72	59.59	1:31.53	2:04.11	(1)	2:04.11		
			CRIPPEN Teresa	0.51	28.09	59.08	1:30.45	2:01.28	(1)	4:05.39		
			KUKORS Emily	0.49	27.68	58.12	1:29.35	2:00.10	(1)	6:05.49		
			RODRIGUEZ Jessica	0.58	28.30	58.79	1:29.41	1:59.79	(1)	8:05.28		
2	5	BRA - Brazil							8:17.47	12.19		
			BARACHO Paula	0.91	29.14	1:00.31	1:32.91	2:05.37	(2)			2:05.37
			LYRIO Manuella	0.32	28.61	59.74	1:32.60	2:05.17	(2)			4:10.54
			MARANHÃO Joanna	0.40	28.81	59.93	1:31.50	2:02.59	(2)			6:13.13
			BARBOSA Tatiana	0.49	29.50	1:00.85	1:32.78	2:04.34	(2)	8:17.47		
3	3	VEN - Venezuela							8:34.21	28.93		
			PINTO Yanel	0.78	29.39	1:01.52	1:33.98	2:06.15	(3)			2:06.15
			MARQUEZ Jennifer	0.67	28.98	1:00.44	1:33.14	2:05.56	(3)			4:11.71
			PINTO Jeserick	0.54	29.03	1:02.15	1:38.19	2:14.34	(3)			6:26.05
			PINTO Andreina	0.57	29.84	1:02.63	1:35.64	2:08.16	(3)	8:34.21		
4	6	ESA - El Salvador							8:52.03	46.75		
			BENITEZ Pamela	0.76	29.40	1:01.39	1:34.15	2:06.97	(4)			2:06.97
			MURILLO Ileana	0.51	30.51	1:04.81	1:40.64	2:15.86	(4)			4:22.83
			HERNANDEZ Ana	0.74	31.72	1:07.07	1:42.79	2:18.07	(4)			6:40.90
			MARCUS Golda	0.46	30.80	1:04.29	1:38.11	2:11.13	(4)	8:52.03		
5	2	PER - Peru							9:10.19	1:04.91		
			GOMEZ-SANCHEZ CABALLERO Flor	0.80	30.84	1:04.64	1:39.16	2:13.08	(5)			2:13.08
			PAVIC Slavica	0.68	32.94	1:09.62	1:47.54	2:23.96	(5)			4:37.04
			CARRILLO Massie	0.62	31.23	1:06.71	1:43.66	2:19.08	(5)			6:56.12
			TORRES Maria Alejandra	0.58	31.24	1:05.21	1:39.87	2:14.07	(5)	9:10.19		

Legend

WR World Record	=WR Equal World Record	PR Panam Games Record	=PR Equal Panam Games Record
R.T. Reaction Time	DSQ Disqualified	DNF Did not Finish	DNS Did not Start



Aquatic Park
Parque Acuático
Parque Acuático

Swimming
Natação / Natación

Women's 4x200m Freestyle

Revezamento 4 x 200m Livre Feminino / Relevos 4x200m Libre Femenino

17 JUL 2007
19:42

Heats

Séries / Series

Results

Resultados / Resultados

WR	7:50.09	57.55	1:56.43	2:52.87	3:53.92	USA - United States	Melbourne (AUS)	29 MAR 2007
PR	8:05.47	4:51.60	5:53.11	6:49.47		USA - United States	Santo Domingo (DOM)	11 AUG 2003

Heat 1 of 2

Event No. 14

Rank	Lane	NOC	Name	R.T.	50m	100m	150m	200m	Time	Time Behind
1	4	CAN - Canada							8:11.05	
			COLLINS Elizabeth	0.82	28.43	58.86	1:29.62	2:00.64	(1)	2:00.64
			BELL Hilary	0.34	28.14	58.89	1:30.11	2:01.33	(1)	4:01.97
			KING Savannah	0.50	28.85	1:00.55	1:32.94	2:05.42	(1)	6:07.39
			BALAZS Zsofia	0.52	29.18	1:00.85	1:32.72	2:03.66	(1)	8:11.05
2	5	MEX - Mexico							8:32.09	21.04
			IBÁÑEZ LOPEZ Lilia	0.78	29.63	1:01.22	1:34.17	2:07.62	(3)	2:07.62
			ALANIS ZAPATA Sandra	0.54	29.30	1:00.85	1:33.41	2:05.95	(2)	4:13.57
			CASTANEDA MIYAMOTO Patricia	0.52	30.69	1:03.26	1:35.82	2:08.33	(2)	6:21.90
			ARCINIEGA CASTRO Alma Paulina	0.51	29.61	1:03.13	1:37.47	2:10.19	(2)	8:32.09
3	3	BAH - Bahamas							8:45.99	34.94
			DILLETTE Alana	0.73	30.20	1:02.47	1:34.64	2:06.41	(2)	2:06.41
			LIGHTBOURN McKayla Lightbourn	0.40	30.02	1:02.87	1:37.13	2:11.77	(3)	4:18.18
			LIGHTBOURNE Alicia	0.20	30.66	1:05.50	1:41.49	2:16.38	(3)	6:34.56
			VANDERPOOL-WALLACE Arianna	-0.02	29.54	1:03.10	1:37.17	2:11.43	(3)	8:45.99
4	6	HON - Honduras							9:31.63	1:20.58
			FAJARDO SIERRA Sharon Paola	0.72	30.04	1:03.42	1:38.60	2:13.93	(4)	2:13.93
			PAZ CHÁVEZ Laura Lucía	0.53	32.03	1:07.78	1:44.83	2:21.25	(4)	4:35.18
			POUJOL Karen	0.62	34.68	1:14.95	1:56.69	2:36.30	(4)	7:11.48
			LEIVA Laura	0.46	31.41	1:06.78	1:43.30	2:20.15	(4)	9:31.63

Heat 2 of 2

Rank	Lane	NOC	Name	R.T.	50m	100m	150m	200m	Time	Time Behind
1	4	USA - United States							8:05.28	PR
			THIES Lauren	0.76	28.72	59.59	1:31.53	2:04.11	(1)	2:04.11
			CRIPPEN Teresa	0.51	28.09	59.08	1:30.45	2:01.28	(1)	4:05.39
			KUKORS Emily	0.49	27.68	58.12	1:29.35	2:00.10	(1)	6:05.49
			RODRIGUEZ Jessica	0.58	28.30	58.79	1:29.41	1:59.79	(1)	8:05.28
2	5	BRA - Brazil							8:17.47	12.19
			BARACHO Paula	0.91	29.14	1:00.31	1:32.91	2:05.37	(2)	2:05.37
			LYRIO Manuella	0.32	28.61	59.74	1:32.60	2:05.17	(2)	4:10.54
			MARANHÃO Joanna	0.40	28.81	59.93	1:31.50	2:02.59	(2)	6:13.13
			BARBOSA Tatiana	0.49	29.50	1:00.85	1:32.78	2:04.34	(2)	8:17.47
3	3	VEN - Venezuela							8:34.21	28.93
			PINTO Yanel	0.78	29.39	1:01.52	1:33.98	2:06.15	(3)	2:06.15
			MARQUEZ Jennifer	0.67	28.98	1:00.44	1:33.14	2:05.56	(3)	4:11.71
			PINTO Jeserick	0.54	29.03	1:02.15	1:38.19	2:14.34	(3)	6:26.05
			PINTO Andreina	0.57	29.84	1:02.63	1:35.64	2:08.16	(3)	8:34.21
4	6	ESA - El Salvador							8:52.03	46.75
			BENITEZ Pamela	0.76	29.40	1:01.39	1:34.15	2:06.97	(4)	2:06.97
			MURILLO Ileana	0.51	30.51	1:04.81	1:40.64	2:15.86	(4)	4:22.83
			HERNANDEZ Ana	0.74	31.72	1:07.07	1:42.79	2:18.07	(4)	6:40.90
			MARCUS Golda	0.46	30.80	1:04.29	1:38.11	2:11.13	(4)	8:52.03
5	2	PER - Peru							9:10.19	1:04.91
			GOMEZ-SANCHEZ CABALLERO Flor	0.80	30.84	1:04.64	1:39.16	2:13.08	(5)	2:13.08
			PAVIC Slavica	0.68	32.94	1:09.62	1:47.54	2:23.96	(5)	4:37.04
			CARRILLO Massie	0.62	31.23	1:06.71	1:43.66	2:19.08	(5)	6:56.12
			TORRES Maria Alejandra	0.58	31.24	1:05.21	1:39.87	2:14.07	(5)	9:10.19

Legend

WR World Record =WR Equal World Record PR Panam Games Record =PR Equal Panam Games Record
R.T. Reaction Time DSQ Disqualified DNF Did not Finish DNS Did not Start



Aquatic Park
Parque Acuático
Parque Acuático

22 JUL 2007
11:02

Swimming

Natação / Natación

Women's 4x100m Medley Relay

Revezamento 4 x 100m Medley Feminino / Relevos 4x100m 4 Estilos Femenino

Final - Heat 1

Finais - Heat 1 / Finales - Heat 1

Results

Resultados / Resultados

WR	3:55.74	1:00.79	2:05.73	3:02.91	AUS - Australia	Melbourne (AUS)	31 MAR 2007
PR	4:05.92				USA - United States	Santo Domingo (DOM)	15 AUG 2003

Final

Event No. 31

Rank	Lane	NOC	Name	R.T.	50m	100m	Time	Time Behind
1	5	USA - United States					4:04.60	PR
			SMIT Julia	0.72	30.60	1:01.94 (1)	1:01.94	
			McKEEHAN Michelle	0.46	31.55	1:08.59 (1)	2:10.53	
			HERSEY Kathleen	0.50	27.22	58.57 (1)	3:09.10	
			CORREIA Maritza	0.34	26.47	55.50 (1)	4:04.60	
2	4	CAN - Canada					4:07.85	3.25
			WYCLIFFE Liz	0.72	30.84	1:02.35 (3)	1:02.35	
			PIERSE Annamay	0.36	32.38	1:08.35 (2)	2:10.70	
			HORNER Stephanie	0.43	27.87	1:00.99 (2)	3:11.69	
			CHARRON-WATSON Chanelle	0.26	26.82	56.16 (2)	4:07.85	
3	6	BRA - Brazil					4:09.27	4.67
			MOLINA Fabiola	0.62	29.80	1:01.98 (2)	1:01.98	
			SAKEMI Tatiane	0.49	33.73	1:12.26 (3)	2:14.24	
			DIAS Daiene	0.54	27.55	1:00.18 (3)	3:14.42	
			GUSMÃO Rebeca	0.06	26.25	54.85 (3)	4:09.27	
4	3	BAH - Bahamas					4:18.97	14.37
			DILLETTE Alana	0.57	30.94	1:04.16 (4)	1:04.16	
			LIGHTBOURNE Alicia	0.03	34.12	1:12.86 (4)	2:17.02	
			VANDERPOOL-WALLACE Arianna	0.35	29.36	1:03.69 (4)	3:20.71	
			DEVEAUX Nikia Deveaux	0.59	27.70	58.26 (4)	4:18.97	
5	2	VEN - Venezuela					4:21.14	16.54
			VOLCAN Erin	0.70	32.27	1:05.98 (6)	1:05.98	
			VICTORIA Daniela	0.32	34.18	1:13.67 (6)	2:19.65	
			RODRIGUEZ Maria	0.53	30.22	1:04.48 (6)	3:24.13	
			SEMECO Arlene	0.38	27.23	57.01 (5)	4:21.14	
6	1	PER - Peru					4:40.99	36.39
			PAVIC Slavica	0.63	33.58	1:10.62 (7)	1:10.62	
			SILVA MEREVA Valeria	0.64	35.08	1:16.50 (7)	2:27.12	
			TORRES Maria Alejandra	0.56	32.99	1:12.00 (7)	3:39.12	
			CARRILLO Massie	0.38	29.29	1:01.87 (6)	4:40.99	
7	8	HON - Honduras					4:46.38	41.78
			PAZ CHAVEZ Laura Lucía	0.78	34.15	1:13.13 (8)	1:13.13	
			POUJOL Karen	0.54	36.79	1:21.75 (8)	2:34.88	
			FAJARDO SIERRA Sharon Paola	0.28	30.40	1:06.59 (8)	3:41.47	
			LEIVA Laura	0.54	30.41	1:04.91 (7)	4:46.38	
	7	MEX - Mexico					DSQ	
			GONZALEZ RAMIREZ Maria Fernanda	0.72	31.29	1:05.04 (5)	1:05.04	
			MARMOLEJO VARGAS Adriana	0.17	34.32	1:13.19 (5)	2:18.23	
			ARCINEGA CASTRO Alma Paulina	0.63	29.58	1:04.32 (5)	3:22.55	
			IBÁÑEZ LOPEZ Liliana	-0.10				

Legend

WR World Record
R.T. Reaction Time

=WR Equal World Record
DSQ Disqualified

PR Panam Games Record
DNF Did not Finish

=PR Equal Panam Games Record
DNS Did not Start



Aquatic Park
Parque Acuático
Parque Acuático

20 JUL 2007
20:40

Swimming

Natação / Natación

Women's 4x100m Medley Relay

Revezamento 4 x 100m Medley Feminino / Relevos 4x100m 4 Estilos Femenino

Heats - Heat 1

Séries - Heat 1 / Series - Heat 1

Results

Resultados / Resultados

WR	3:55.74	1:00.79	2:05.73	3:02.91	AUS - Australia	Melbourne (AUS)	31 MAR 2007
PR	4:05.92				USA - United States	Santo Domingo (DOM)	15 AUG 2003

Heat 1 of 2

Event No. 31

Rank	Lane	NOC	Name	R.T.	50m	100m	Time	Time Behind
1	4	CAN - Canada					4:12.22	
			MEREDITH Caitlin	0.68	31.04	1:03.63 (1)	1:03.63	
			TYLER Jillian	0.34	33.20	1:10.74 (1)	2:14.37	
			HORNER Stephanie	0.38	28.25	1:01.86 (1)	3:16.23	
			COLLINS Elizabeth	0.19	26.81	55.99 (1)	4:12.22	
2	3	BAH - Bahamas					4:23.70	11.48
			DILLETTE Alana	0.57	31.45	1:05.67 (3)	1:05.67	
			LIGHTBOURNE Alicia	0.27	34.80	1:15.33 (2)	2:21.00	
			VANDERPOOL-WALLACE Arianna	0.45	29.42	1:04.09 (2)	3:25.09	
			DEVEAUX Nikia Deveaux	0.37	27.68	58.61 (2)	4:23.70	
3	5	MEX - Mexico					4:36.87	24.65
			GONZALEZ RAMIREZ Maria Fernanda	0.75	31.51	1:05.22 (2)	1:05.22	
			MARMOLEJO VARGAS Adriana	0.52	40.23	1:25.58 (3)	2:30.80	
			ARCINIEGA CASTRO Alma Paulina	0.52	30.25	1:05.53 (3)	3:36.33	
			ALANIS ZAPATA Sandra	0.35	29.03	1:00.54 (3)	4:36.87	
4	6	HON - Honduras					4:51.74	39.52
			PAZ CHÁVEZ Laura Lucía	0.77	36.29	1:14.89 (4)	1:14.89	
			POUJOL Karen	0.71	39.11	1:23.58 (4)	2:38.47	
			FAJARDO SIERRA Sharon Paola	0.38	31.50	1:08.05 (4)	3:46.52	
			LEIVA Laura	0.39	30.86	1:05.22 (4)	4:51.74	

Legend

WR World Record =WR Equal World Record PR Panam Games Record =PR Equal Panam Games Record
R.T. Reaction Time DSQ Disqualified DNF Did not Finish DNS Did not Start



Aquatic Park
Parque Aquático
Parque Acuático

20 JUL 2007
20:40

Swimming

Natação / Natación

Women's 4x100m Medley Relay

Revezamento 4 x 100m Medley Feminino / Relevos 4x100m 4 Estilos Femenino

Heats - Heat 2

Séries - Heat 2 / Series - Heat 2

Results

Resultados / Resultados

WR	3:55.74	1:00.79	2:05.73	3:02.91	AUS - Australia	Melbourne (AUS)	31 MAR 2007
PR	4:05.92				USA - United States	Santo Domingo (DOM)	15 AUG 2003

Heat 2 of 2

Event No. 31

Rank	Lane	NOC	Name	R.T.	50m	100m	Time	Time Behind
1	4	USA - United States					4:12.62	
			WHITE Brielle	0.63	30.19	1:02.60 (1)	1:02.60	
			McKEEHAN Michelle	0.36	32.71	1:11.10 (1)	2:13.70	
			HERSEY Kathleen	0.42	28.33	1:00.58 (1)	3:14.28	
			CORREIA Maritza	0.22	27.49	58.34 (1)	4:12.62	
2	5	BRA - Brazil					4:25.24	12.62
			ALVARENGA Fernanda	0.73	32.92	1:08.18 (2)	1:08.18	
			KATSUNO Mariana	0.80	34.51	1:13.99 (2)	2:22.17	
			SILVA Gabriella	0.51	27.98	1:01.22 (2)	3:23.39	
			DELAROLI Flavia	0.32	29.63	1:01.85 (2)	4:25.24	
3	3	VEN - Venezuela					4:32.69	20.07
			PINTO Jeserick	0.65	32.56	1:08.78 (3)	1:08.78	
			GONZALEZ Gloria	0.40	34.82	1:16.13 (3)	2:24.91	
			PINTO Andreina	0.46	30.99	1:06.72 (3)	3:31.63	
			VILAR Ximena	0.30	28.53	1:01.06 (3)	4:32.69	
4	2	PER - Peru					4:42.86	30.24
			PAVIC Slavica	0.64	34.00	1:11.21 (4)	1:11.21	
			SILVA MEREVA Valeria	0.66	35.41	1:17.92 (4)	2:29.13	
			TORRES Maria Alejandra	0.65	32.10	1:10.49 (4)	3:39.62	
			CARRILLO Massie	0.63	30.38	1:03.24 (4)	4:42.86	

Legend

WR World Record
R.T. Reaction Time

=WR Equal World Record
DSQ Disqualified

PR Panam Games Record
DNF Did not Finish

=PR Equal Panam Games Record
DNS Did not Start



Aquatic Park
Parque Acuático
Parque Acuático

20 JUL 2007
20:40

Swimming

Natação / Natación

Women's 4x100m Medley Relay

Revezamento 4 x 100m Medley Feminino / Relevos 4x100m 4 Estilos Femenino

Heats

Séries / Series

Results Summary

Resumo dos Resultados / Resumen de Resultados

WR	3:55.74	1:00.79	2:05.73	3:02.91	AUS - Australia	Melbourne (AUS)	31 MAR 2007
PR	4:05.92				USA - United States	Santo Domingo (DOM)	15 AUG 2003

Heats										Event No. 31
Rank	Heat	Lane	NOC	Name	R.T.	50m	100m	Time	Time Behind	
1	1	4	CAN - Canada					4:12.22		
				MEREDITH Caitlin	0.68	31.04	1:03.63	1:03.63		
				TYLER Jillian	0.34	33.20	1:10.74	2:14.37		
				HORNER Stephanie	0.38	28.25	1:01.86	3:16.23		
				COLLINS Elizabeth	0.19	26.81	55.99	4:12.22		
2	2	4	USA - United States					4:12.62	0.40	
				WHITE Brielle	0.63	30.19	1:02.60	1:02.60		
				McKEEHAN Michelle	0.36	32.71	1:11.10	2:13.70		
				HERSEY Kathleen	0.42	28.33	1:00.58	3:14.28		
				CORREIA Maritza	0.22	27.49	58.34	4:12.62		
3	1	3	BAH - Bahamas					4:23.70	11.48	
				DILLETTE Alana	0.57	31.45	1:05.67	1:05.67		
				LIGHTBOURNE Alicia	0.27	34.80	1:15.33	2:21.00		
				VANDERPOOL-WALLACE Arianna	0.45	29.42	1:04.09	3:25.09		
				DEVEAUX Nikia Deveaux	0.37	27.68	58.61	4:23.70		
4	2	5	BRA - Brazil					4:25.24	13.02	
				ALVARENGA Fernanda	0.73	32.92	1:08.18	1:08.18		
				KATSUNO Mariana	0.80	34.51	1:13.99	2:22.17		
				SILVA Gabriella	0.51	27.98	1:01.22	3:23.39		
				DELAROLI Flavia	0.32	29.63	1:01.85	4:25.24		
5	2	3	VEN - Venezuela					4:32.69	20.47	
				PINTO Jeserick	0.65	32.56	1:08.78	1:08.78		
				GONZALEZ Gloria	0.40	34.82	1:16.13	2:24.91		
				PINTO Andreina	0.46	30.99	1:06.72	3:31.63		
				VILAR Ximena	0.30	28.53	1:01.06	4:32.69		
6	1	5	MEX - Mexico					4:36.87	24.65	
				GONZALEZ RAMIREZ Maria Fernanda	0.75	31.51	1:05.22	1:05.22		
				MARMOLEJO VARGAS Adriana	0.52	40.23	1:25.58	2:30.80		
				ARCINIEGA CASTRO Alma Paulina	0.52	30.25	1:05.53	3:36.33		
				ALANIS ZAPATA Sandra	0.35	29.03	1:00.54	4:36.87		
7	2	2	PER - Peru					4:42.86	30.64	
				PAVIC Slavica	0.64	34.00	1:11.21	1:11.21		
				SILVA MEREVA Valeria	0.66	35.41	1:17.92	2:29.13		
				TORRES Maria Alejandra	0.65	32.10	1:10.49	3:39.62		
				CARRILLO Massie	0.63	30.38	1:03.24	4:42.86		
8	1	6	HON - Honduras					4:51.74	39.52	
				PAZ CHÁVEZ Laura Lucía	0.77	36.29	1:14.89	1:14.89		
				POUJOL Karen	0.71	39.11	1:23.58	2:38.47		
				FAJARDO SIERRA Sharon Paola	0.38	31.50	1:08.05	3:46.52		
				LEIVA Laura	0.39	30.86	1:05.22	4:51.74		
			ARG - Argentina					DNS		

Legend

WR World Record
R.T. Reaction Time

=WR Equal World Record
DSQ Disqualified

PR Panam Games Record
DNF Did not Finish

=PR Equal Panam Games Record
DNS Did not Start



Arena Posto 6
Arena Posto 6
Arena do Posto 6

SAT 14 JUL 2007
9:00

Swimming
Natacion / Natação

Women's Marathon 10km

Maratón de Natación 10km Femenino / Maratona Aquática 10km Femenino

Official Results

Resultados Oficiales / Resultados Oficiais

REVISED

Rank	Bib Number	Name	NOC Code	Year of Birth	Time	Time Behind
1	2	SUTTON Chloe	USA	1992	2:13:47.6	0.0
2	1	OKIMOTO Poliana	BRA	1983	2:13:48.4	0.8
3	11	HUNKS Tanya	CAN	1980	2:13:50.5	2.9
4	7	KELLER Kalyn	USA	1985	2:14:20.9	33.3
5	15	PINTO Andreina	VEN	1991	2:14:24.4	36.8
6	3	STUTZEL Karley	CAN	1982	2:14:37.3	49.7
7	6	CUNHA Ana Marcela	BRA	1992	2:17:12.2	3:24.6
8	8	GALAN LOPEZ Alejandra	MEX	1988	2:18:26.0	4:38.4
9	12	SANTIAGO Michell	VEN	1984	2:21:17.1	7:29.5
10	13	MARTINEZ Imelda	MEX	1982	2:23:52.3	10:04.7
11	17	CALDAS CALLE Nataly	ECU	1989	2:29:24.2	15:36.6
12	10	MENDOZA Marianela	ARG	1988	2:35:29.8	21:42.2
13	4	TIXE COBOS Michel	ECU	1991	2:47:34.2	33:46.6
14	9	MAILLIARD Maria Jose	CHI	1991	2:47:34.6	33:47.0
15	14	MARCUCCI Mariam	PAN	1987	2:59:54.9	46:07.3
16	16	TOSCANO Cindy	GUA	1990	3:00:17.2	46:29.6
	5	GEJO Pilar	ARG	1984	DNF	

Legend:

DNF Did Not Finish **DNS** Did Not Start **DSQ** Disqualified **OTL** Out of time limit



Aquatic Park
Parque Aquático
Parque Acuático

22 JUL 2007
10:34

Swimming

Natação / Natación

Men's 50m Freestyle

50m Livre Masculino / 50m Libre Masculino

Final - Heat 1

Finais - Heat 1 / Finales - Heat 1

Results

Resultados / Resultados

WR	21.64	POPOV Alexander	RUS	Moscow (RUS)	16 JUN 2000
PR	22.18	CIELO FILHO Cesar	BRA	Rio de Janeiro (BRA)	21 JUL 2007

Final

Event No. 27

Rank	Lane	Name	NOC Code	R.T.	Time	Time Behind	
1	4	CIELO FILHO Cesar	BRA	0.66	21.84		PR
2	5	SANTOS Nicholas	BRA	0.77	22.18	0.34	
3	3	BOVELL George	TRI	0.75	22.36	0.52	
4	8	WOODWARD Gabriel	USA	0.69	22.49	0.65	
5	2	MEOLANS Jose Martin	ARG	0.80	22.52	0.68	
5	7	HALL JR. Gary	USA	0.71	22.52	0.68	
7	6	BECERRA VELASCO Camilo Becerra	COL	0.72	22.74	0.90	
8	1	ALESI Octavio	VEN	0.59	22.88	1.04	

Legend

WR World Record
R.T. Reaction Time

=WR Equal World Record
DSQ Disqualified

PR Panam Games Record
DNF Did not Finish

=PR Equal Panam Games Record
DNS Did not Start



Aquatic Park
Parque Aquático
Parque Acuático

21 JUL 2007
11:01

Swimming

Natação / Natación

Men's 50m Freestyle

50m Livre Masculino / 50m Libre Masculino

Semifinals - Heat 1

Semifinais - Heat 1 / Semifinales - Heat 1

Results

Resultados / Resultados

WR	21.64	POPOV Alexander	RUS	Moscow (RUS)	16 JUN 2000
PR	22.20	SANTOS Nicholas	BRA	Rio de Janeiro (BRA)	20 JUL 2007

Semifinal 1 of 2

Event No. 27

Rank	Lane	Name	NOC Code	R.T.	Time	Time Behind	
1	3	BECERRA VELASCO Camilo Becerra	COL		22.63		
2	5	HALL JR. Gary	USA	0.75	22.86	0.23	
3	2	ALESI Octavio	VEN	0.60	22.99	0.36	
4	4	WOODWARD Gabriel	USA	0.70	23.11	0.48	
5	6	SUBIRATS Albert	VEN	0.74	23.14	0.51	
6	7	KUTSCHER BELGERI Paul	URU	0.77	23.22	0.59	
7	1	HAYNES Terrence	BAR	0.74	23.70	1.07	
8	8	LABAN Josh	ISV	0.68	23.71	1.08	

Legend

WR World Record
R.T. Reaction Time

=WR Equal World Record
DSQ Disqualified

PR Panam Games Record
DNF Did not Finish

=PR Equal Panam Games Record
DNS Did not Start



Aquatic Park
Parque Acuático
Parque Acuático

21 JUL 2007
11:01

Swimming

Natação / Natación

Men's 50m Freestyle

50m Livre Masculino / 50m Libre Masculino

Semifinals - Heat 2

Semifinais - Heat 2 / Semifinales - Heat 2

Results

Resultados / Resultados

WR	21.64	POPOV Alexander	RUS	Moscow (RUS)	16 JUN 2000
PR	22.20	SANTOS Nicholas	BRA	Rio de Janeiro (BRA)	20 JUL 2007

Semifinal 2 of 2

Event No. 27

Rank	Lane	Name	NOC Code	R.T.	Time	Time Behind	
1	3	CIELO FILHO Cesar	BRA		22.18		PR
2	4	SANTOS Nicholas	BRA	0.79	22.42	0.24	
3	5	BOVELL George	TRI	0.74	22.55	0.37	
4	6	MEOLANS Jose Martin	ARG	0.79	22.71	0.53	
5	2	BARTOCH Joe	CAN	0.73	23.24	1.06	
6	1	HORTNESS Richard	CAN	0.71	23.38	1.20	
6	7	MELCONIAN Gabriel	URU	0.70	23.38	1.20	
8	8	ROODZANT Jan	ARU	0.72	23.75	1.57	

Legend

WR World Record =WR Equal World Record PR Panam Games Record =PR Equal Panam Games Record
R.T. Reaction Time DSQ Disqualified DNF Did not Finish DNS Did not Start



Aquatic Park
Parque Aquático
Parque Acuático

21 JUL 2007
11:01

Swimming

Natação / Natación

Men's 50m Freestyle

50m Livre Masculino / 50m Libre Masculino

Semifinals

Semifinais / Semifinales

Results Summary

Resumo dos Resultados / Resumen de Resultados

WR	21.64	POPOV Alexander	RUS	Moscow (RUS)	16 JUN 2000
PR	22.20	SANTOS Nicholas	BRA	Rio de Janeiro (BRA)	20 JUL 2007

Semifinals

Event No. 27

Rank	Heat	Lane	Name	NOC Code	R.T.	Time	Time Behind	
1	2	3	CIELO FILHO Cesar	BRA		22.18		PR
2	2	4	SANTOS Nicholas	BRA	0.79	22.42	0.24	
3	2	5	BOVELL George	TRI	0.74	22.55	0.37	
4	1	3	BECERRA VELASCO Camilo Becerra	COL		22.63	0.45	
5	2	6	MEOLANS Jose Martin	ARG	0.79	22.71	0.53	
6	1	5	HALL JR. Gary	USA	0.75	22.86	0.68	
7	1	2	ALESI Octavio	VEN	0.60	22.99	0.81	
8	1	4	WOODWARD Gabriel	USA	0.70	23.11	0.93	
9	1	6	SUBIRATS Albert	VEN	0.74	23.14	0.96	
10	1	7	KUTSCHER BELGERI Paul	URU	0.77	23.22	1.04	
11	2	2	BARTOCH Joe	CAN	0.73	23.24	1.06	
12	2	7	MELCONIAN Gabriel	URU	0.70	23.38	1.20	
12	2	1	HORTNESS Richard	CAN	0.71	23.38	1.20	
14	1	1	HAYNES Terrence	BAR	0.74	23.70	1.52	
15	1	8	LABAN Josh	ISV	0.68	23.71	1.53	
16	2	8	ROODZANT Jan	ARU	0.72	23.75	1.57	

Legend

WR World Record
R.T. Reaction Time

=WR Equal World Record
DSQ Disqualified

PR Panam Games Record
DNF Did not Finish

=PR Equal Panam Games Record
DNS Did not Start



Aquatic Park
Parque Acuático
Parque Acuático

20 JUL 2007
19:27

Swimming

Natação / Natación

Men's 50m Freestyle

50m Livre Masculino / 50m Libre Masculino

Heats - Heat 1

Séries - Heat 1 / Series - Heat 1

Results

Resultados / Resultados

WR	21.64	POPOV Alexander	RUS	Moscow (RUS)	16 JUN 2000
PR	22.22	SCHERER Fernando	BRA	Winnipeg (CAN)	6 AUG 1999

Heat 1 of 3

Event No. 27

Rank	Lane	Name	NOC Code	R.T.	Time	Time Behind	
1	5	WOODWARD Gabriel	USA	0.71	22.75		
2	4	HALL JR. Gary	USA	0.76	22.85	0.10	
3	7	BARTOCH Joe	CAN	0.72	23.16	0.41	
4	3	MELCONIAN Gabriel	URU	0.71	23.36	0.61	
5	2	HAYNES Terrence	BAR	0.74	23.55	0.80	
6	1	ROODZANT Jan	ARU	0.71	23.65	0.90	
7	6	AGUILERA Matias	ARG	0.75	24.19	1.44	
8	8	FERGUSON Naji	GRN	0.81	25.19	2.44	

Legend

WR World Record
R.T. Reaction Time

=WR Equal World Record
DSQ Disqualified

PR Panam Games Record
DNF Did not Finish

=PR Equal Panam Games Record
DNS Did not Start



Aquatic Park
Parque Acuático
Parque Acuático

20 JUL 2007
19:27

Swimming

Natação / Natación

Men's 50m Freestyle

50m Livre Masculino / 50m Libre Masculino

Heats - Heat 2

Séries - Heat 2 / Series - Heat 2

Results

Resultados / Resultados

WR	21.64	POPOV Alexander	RUS	Moscow (RUS)	16 JUN 2000
PR	22.22	SCHERER Fernando	BRA	Winnipeg (CAN)	6 AUG 1999

Heat 2 of 3

Event No. 27

Rank	Lane	Name	NOC Code	R.T.	Time	Time Behind	
1	4	SANTOS Nicholas	BRA	0.76	22.20		PR
2	6	BECERRA VELASCO Camilo Becerra	COL	0.71	23.00	0.80	
3	5	MEOLANS Jose Martin	ARG	0.83	23.03	0.83	
4	3	SUBIRATS Albert	VEN	0.73	23.09	0.89	
5	7	LABAN Josh	ISV	0.73	23.68	1.48	
6	1	BURROWS E. Vereance Burrows	BAH	0.70	23.74	1.54	
7	2	BURCH Roy	BER	0.60	23.77	1.57	
	8	DAVELAAR Rodion	AHO		DNS		

Legend

WR World Record
R.T. Reaction Time

=WR Equal World Record
DSQ Disqualified

PR Panam Games Record
DNF Did not Finish

=PR Equal Panam Games Record
DNS Did not Start



Aquatic Park
Parque Acuático
Parque Acuático

16 JUL 2007
19:00

Swimming
Natação / Natación

Women's 50m Freestyle
50m Livre Feminino / 50m Libre Femenino

Heats - Heat 3
Séries - Heat 3 / Series - Heat 3

Results

Resultados / Resultados

WR	24.13	DE BRUIJN Inge	NED	Sydney (AUS)	22 SEP 2000
PR	25.24	JOYCE Kara	USA	Santo Domingo (DOM)	16 AUG 2003

Heat 3 of 3

Event No. 1

Rank	Lane	Name	NOC Code	R.T.	Time	Time Behind
1	5	SEMECO Arlene	VEN	0.77	25.40	
2	4	GARCIA VEGA Vanessa	PUR	0.75	25.82	0.42
3	3	Mc LEAN Sharntelle	TRI	0.71	26.64	1.24
4	7	COLORADO HENAO Carolina Colorado	COL	0.76	26.69	1.29
5	6	ATKINSON Alia	JAM	0.72	26.71	1.31
6	2	VILAR Ximena	VEN	0.81	26.85	1.45
7	8	FAJARDO SIERRA Sharon Paola	HON	0.67	27.37	1.97
8	1	PUMAR Elsa	URU	0.76	28.40	3.00

Legend							
WR	World Record	=WR	Equal World Record	OR	Olympic Record	=OR	Equal Olympic Record
AF	African Record	=AF	Equal African Record	AM	Americas Record	=AM	Equal Americas Record
AS	Asian Record	=AS	Equal Asian Record	EU	European Record	=EU	Equal European Record
OC	Oceania Record	=OC	Equal Oceania Record	DNF	Did not Finish	DNS	Did not Start
R.T.	Reaction Time	DSQ	Disqualified				



Aquatic Park
Parque Acuático
Parque Acuático

20 JUL 2007
19:27

Swimming

Natação / Natación

Men's 50m Freestyle

50m Livre Masculino / 50m Libre Masculino

Heats

Séries / Series

Results Summary

Resumo dos Resultados / Resumen de Resultados

WR	21.64	POPOV Alexander	RUS	Moscow (RUS)	16 JUN 2000
PR	22.22	SCHERER Fernando	BRA	Winnipeg (CAN)	6 AUG 1999

Heats

Event No. 27

Rank	Heat	Lane	Name	NOC Code	R.T.	Time	Time Behind	
1	2	4	SANTOS Nicholas	BRA	0.76	22.20		PR
2	1	5	WOODWARD Gabriel	USA	0.71	22.75	0.55	
3	3	5	BOVELL George	TRI	0.75	22.79	0.59	
4	1	4	HALL JR. Gary	USA	0.76	22.85	0.65	
5	3	4	CIELO FILHO Cesar	BRA	0.71	22.88	0.68	
6	2	6	BECERRA VELASCO Camilo Becerra	COL	0.71	23.00	0.80	
7	2	5	MEOLANS Jose Martin	ARG	0.83	23.03	0.83	
8	2	3	SUBIRATS Albert	VEN	0.73	23.09	0.89	
9	1	7	BARTOCH Joe	CAN	0.72	23.16	0.96	
10	3	6	ALESI Octavio	VEN	0.61	23.18	0.98	
11	1	3	MELCONIAN Gabriel	URU	0.71	23.36	1.16	
12	3	3	KUTSCHER BELGERI Paul	URU	0.77	23.38	1.18	
12	3	2	HORTNESS Richard	CAN	0.67	23.38	1.18	
14	1	2	HAYNES Terrence	BAR	0.74	23.55	1.35	
15	1	1	ROODZANT Jan	ARU	0.71	23.65	1.45	
16	2	7	LABAN Josh	ISV	0.73	23.68	1.48	
17	2	1	BURROWS E. Vereance Burrows	BAH	0.70	23.74	1.54	
18	2	2	BURCH Roy	BER	0.60	23.77	1.57	
19	3	7	ELLIOT Oliver	CHI	0.83	23.78	1.58	
20	3	1	FRASER Shaune	CAY	0.76	23.93	1.73	
21	1	6	AGUILERA Matias	ARG	0.75	24.19	1.99	
22	3	8	VIVEROS MADARIAGA Carlos Viveros	COL	0.78	24.40	2.20	
23	1	8	FERGUSON Naji	GRN	0.81	25.19	2.99	
	2	8	DAVELAAR Rodion	AHO		DNS		

Legend

WR World Record
R.T. Reaction Time

=WR Equal World Record
DSQ Disqualified

PR Panam Games Record
DNF Did not Finish

=PR Equal Panam Games Record
DNS Did not Start



Aquatic Park
Parque Aquático
Parque Acuático

18 JUL 2007
11:12

Swimming

Natação / Natación

Men's 100m Freestyle

100m Livre Masculino / 100m Libre Masculino

Final - Heat 1

Finais - Heat 1 / Finales - Heat 1

Results

Resultados / Resultados

WR	47.84	23.16	VAN DEN HOOGENBAND Pieter	NED	Sydney (AUS)	19 SEP 2000
PR	49.19		SCHERER Fernando	BRA	Winnipeg (CAN)	4 AUG 1999

Final

Event No. 2

Rank	Lane	Name	NOC	R.T.	50m	Time	Time	
			Code				Behind	
1	4	CIELO FILHO Cesar	BRA	0.68	(1) 23.15	48.79 25.64		PR
2	6	MEOLANS Jose Martin	ARG	0.82	(3) 23.43	49.42 25.99	0.63	
3	5	WOODWARD Gabriel	USA	0.68	(5) 23.73	49.59 25.86	0.80	
4	1	DEBONI Eduardo	BRA	0.78	(6) 24.07	49.95 25.88	1.16	
5	7	FRASER Shaune	CAY	0.72	(7) 24.10	49.99 25.89	1.20	
6	2	ROGERS Dale	USA	0.71	(4) 23.47	50.11 26.64	1.32	
7	3	BOVELL George	TRI	0.80	(2) 23.27	50.16 26.89	1.37	
8	8	SUBIRATS Albert	VEN	0.74	(8) 25.06	52.10 27.04	3.31	

Legend			
WR	World Record	=WR	Equal World Record
AF	African Record	=AF	Equal African Record
AS	Asian Record	=AS	Equal Asian Record
OC	Oceania Record	=OC	Equal Oceania Record
R.T.	Reaction Time	DSQ	Disqualified
		OR	Olympic Record
		AM	Americas Record
		EU	European Record
		DNF	Did not Finish
		=OR	Equal Olympic Record
		=AM	Equal Americas Record
		=EU	Equal European Record
		DNS	Did not Start



Aquatic Park
Parque Aquático
Parque Acuático

17 JUL 2007
10:09

Swimming

Natação / Natación

Men's 100m Freestyle

100m Libre Masculino / 100m Libre Masculino

Semifinals - Heat 1

Semifinais - Heat 1 / Semifinales - Heat 1

Results

Resultados / Resultados

WR	47.84	23.16	VAN DEN HOOGENBAND Pieter	NED	Sydney (AUS)	19 SEP 2000
PR	49.19		SCHERER Fernando	BRA	Winnipeg (CAN)	4 AUG 1999

Semifinal 1 of 2

Event No. 2

Rank	Lane	Name	NOC	R.T.	50m	Time	Time	
			Code				Behind	
1	3	MEOLANS Jose Martin	ARG	0.81	(2) 23.74	49.62 25.88		
2	4	ROGERS Dale	USA	0.70	(1) 23.43	49.67 26.24	0.05	
3	5	DEBONI Eduardo	BRA	0.77	(3) 23.83	50.01 26.18	0.39	
4	6	SUBIRATS Albert	VEN	0.75	(4) 24.19	50.18 25.99	0.56	
5	2	KUTSCHER BELGERI Martin	URU	0.76	(5) 24.28	50.51 26.23	0.89	
6	7	HORTNESS Richard	CAN	0.68	(6) 24.30	51.22 26.92	1.60	
7	1	YEH MORENO Juan Alberto	MEX	0.71	(7) 24.72	51.66 26.94	2.04	
8	8	SCHNETTLER Maximiliano	CHI	0.74	(8) 25.03	52.29 27.26	2.67	

Legend			
WR	World Record	=WR	Equal World Record
AF	African Record	=AF	Equal African Record
AS	Asian Record	=AS	Equal Asian Record
OC	Oceania Record	=OC	Equal Oceania Record
R.T.	Reaction Time	DSQ	Disqualified
		OR	Olympic Record
		AM	Americas Record
		EU	European Record
		DNF	Did not Finish
		=OR	Equal Olympic Record
		=AM	Equal Americas Record
		=EU	Equal European Record
		DNS	Did not Start



Aquatic Park
Parque Aquático
Parque Acuático

17 JUL 2007
10:09

Swimming

Natação / Natación

Men's 100m Freestyle

100m Livre Masculino / 100m Libre Masculino

Semifinals - Heat 2

Semifinais - Heat 2 / Semifinales - Heat 2

Results

Resultados / Resultados

WR	47.84	23.16	VAN DEN HOOGENBAND Pieter	NED	Sydney (AUS)	19 SEP 2000
PR	49.19		SCHERER Fernando	BRA	Winnipeg (CAN)	4 AUG 1999

Semifinal 2 of 2

Event No. 2

Rank	Lane	Name	NOC	R.T.	50m	Time	Time	
			Code				Behind	
1	5	CIELO FILHO Cesar	BRA	0.71	(1) 22.83	49.37 26.54		
2	4	WOODWARD Gabriel	USA	0.67	(3) 23.37	49.48 26.11	0.11	
3	3	BOVELL George	TRI	0.76	(2) 23.33	49.51 26.18	0.14	
4	6	FRASER Shaune	CAY	0.76	(5) 24.03	49.96 25.93	0.59	
5	2	HANKEWICH Chad	CAN	0.67	(6) 24.20	50.20 26.00	0.83	
6	7	ROJAS Luis	VEN	0.64	(4) 23.85	51.09 27.24	1.72	
7	1	KUTSCHER BELGERI Paul	URU	0.79	(8) 24.47	51.20 26.73	1.83	
8	8	HAYNES Terrence	BAR	0.78	(7) 24.29	51.59 27.30	2.22	

Legend			
WR	World Record	=WR	Equal World Record
AF	African Record	=AF	Equal African Record
AS	Asian Record	=AS	Equal Asian Record
OC	Oceania Record	=OC	Equal Oceania Record
R.T.	Reaction Time	DSQ	Disqualified
		OR	Olympic Record
		AM	Americas Record
		EU	European Record
		DNF	Did not Finish
		=OR	Equal Olympic Record
		=AM	Equal Americas Record
		=EU	Equal European Record
		DNS	Did not Start



Aquatic Park
Parque Aquático
Parque Acuático

17 JUL 2007
10:09

Swimming

Natação / Natación

Men's 100m Freestyle

100m Livre Masculino / 100m Libre Masculino

Semifinals

Semifinais / Semifinales

Results Summary

Resumo dos Resultados / Resumen de Resultados

WR	47.84	23.16	VAN DEN HOOGENBAND Pieter	NED	Sydney (AUS)	19 SEP 2000
PR	49.19		SCHERER Fernando	BRA	Winnipeg (CAN)	4 AUG 1999

Semifinals

Event No. 2

Rank	Heat	Lane	Name	NOC Code	R.T.	50m	Time	Time Behind
1	2	5	CIELO FILHO Cesar	BRA	0.71	22.83	49.37 26.54	
2	2	4	WOODWARD Gabriel	USA	0.67	23.37	49.48 26.11	0.11
3	2	3	BOVELL George	TRI	0.76	23.33	49.51 26.18	0.14
4	1	3	MEOLANS Jose Martin	ARG	0.81	23.74	49.62 25.88	0.25
5	1	4	ROGERS Dale	USA	0.70	23.43	49.67 26.24	0.30
6	2	6	FRASER Shaune	CAY	0.76	24.03	49.96 25.93	0.59
7	1	5	DEBONI Eduardo	BRA	0.77	23.83	50.01 26.18	0.64
8	1	6	SUBIRATS Albert	VEN	0.75	24.19	50.18 25.99	0.81
9	2	2	HANKEWICH Chad	CAN	0.67	24.20	50.20 26.00	0.83
10	1	2	KUTSCHER BELGERI Martin	URU	0.76	24.28	50.51 26.23	1.14
11	2	7	ROJAS Luis	VEN	0.64	23.85	51.09 27.24	1.72
12	2	1	KUTSCHER BELGERI Paul	URU	0.79	24.47	51.20 26.73	1.83
13	1	7	HORTNESS Richard	CAN	0.68	24.30	51.22 26.92	1.85
14	2	8	HAYNES Terrence	BAR	0.78	24.29	51.59 27.30	2.22
15	1	1	YEH MORENO Juan Alberto	MEX	0.71	24.72	51.66 26.94	2.29
16	1	8	SCHNETTLER Maximiliano	CHI	0.74	25.03	52.29 27.26	2.92

Legend			
WR	World Record	=WR	Equal World Record
AF	African Record	=AF	Equal African Record
AS	Asian Record	=AS	Equal Asian Record
OC	Oceania Record	=OC	Equal Oceania Record
R.T.	Reaction Time	DSQ	Disqualified
		OR	Olympic Record
		AM	Americas Record
		EU	European Record
		DNF	Did not Finish
		=OR	Equal Olympic Record
		=AM	Equal Americas Record
		=EU	Equal European Record
		DNS	Did not Start



Aquatic Park
Parque Aquático
Parque Acuático

16 JUL 2007
19:08

Swimming

Natação / Natación

Men's 100m Freestyle

100m Livre Masculino / 100m Libre Masculino

Heats - Heat 1

Séries - Heat 1 / Series - Heat 1

Results

Resultados / Resultados

WR	47.84	23.16	VAN DEN HOOGENBAND Pieter	NED	Sydney (AUS)	19 SEP 2000
PR	49.19		SCHERER Fernando	BRA	Winnipeg (CAN)	4 AUG 1999

Heat 1 of 3

Event No. 2

Rank	Lane	Name	NOC	R.T.	50m	Time	Time	
			Code				Behind	
1	3	WOODWARD Gabriel	USA	0.72	(1) 23.33	49.50 26.17		
2	4	MEOLANS Jose Martin	ARG	0.86	(2) 24.21	50.22 26.01	0.72	
3	5	FRASER Shaune	CAY	0.75	(5) 24.54	50.41 25.87	0.91	
4	6	HORTNESS Richard	CAN	0.65	(4) 24.52	51.33 26.81	1.83	
5	2	YEH MORENO Juan Alberto	MEX	0.70	(3) 24.37	51.62 27.25	2.12	
6	7	LABAN Josh	ISV	0.68	(6) 24.76	52.21 27.45	2.71	

Legend							
WR	World Record	=WR	Equal World Record	OR	Olympic Record	=OR	Equal Olympic Record
AF	African Record	=AF	Equal African Record	AM	Americas Record	=AM	Equal Americas Record
AS	Asian Record	=AS	Equal Asian Record	EU	European Record	=EU	Equal European Record
OC	Oceania Record	=OC	Equal Oceania Record	DNF	Did not Finish	DNS	Did not Start
R.T.	Reaction Time	DSQ	Disqualified				



Aquatic Park
Parque Aquático
Parque Acuático

16 JUL 2007
19:08

Swimming

Natação / Natación

Men's 100m Freestyle

100m Livre Masculino / 100m Libre Masculino

Heats - Heat 2

Séries - Heat 2 / Series - Heat 2

Results

Resultados / Resultados

WR	47.84	23.16	VAN DEN HOOGENBAND Pieter	NED	Sydney (AUS)	19 SEP 2000
PR	49.19		SCHERER Fernando	BRA	Winnipeg (CAN)	4 AUG 1999

Heat 2 of 3

Event No. 2

Rank	Lane	Name	NOC	R.T.	50m	Time	Time	
			Code				Behind	
1	5	ROGERS Dale	USA	0.69	(1) 23.51	49.81 26.30		
2	4	SUBIRATS Albert	VEN	0.74	(3) 24.52	50.44 25.92	0.63	
3	2	HANKEWICH Chad	CAN	0.69	(2) 24.40	50.69 26.29	0.88	
4	3	KUTSCHER BELGERI Martin	URU	0.74	(4) 24.53	50.79 26.26	0.98	
5	7	SCHNETTLER Maximiliano	CHI	0.77	(5) 24.62	52.11 27.49	2.30	
6	1	KNOWLES Jeremy	BAH	0.71	(6) 24.89	52.12 27.23	2.31	
7	6	AGUILERA Matias	ARG	0.74	(7) 25.33	53.17 27.84	3.36	

Legend			
WR	World Record	=WR	Equal World Record
AF	African Record	=AF	Equal African Record
AS	Asian Record	=AS	Equal Asian Record
OC	Oceania Record	=OC	Equal Oceania Record
R.T.	Reaction Time	DSQ	Disqualified
		OR	Olympic Record
		AM	Americas Record
		EU	European Record
		DNF	Did not Finish
		=OR	Equal Olympic Record
		=AM	Equal Americas Record
		=EU	Equal European Record
		DNS	Did not Start



Aquatic Park
Parque Aquático
Parque Acuático

16 JUL 2007
19:08

Swimming

Natação / Natación

Men's 100m Freestyle

100m Livre Masculino / 100m Libre Masculino

Heats - Heat 3

Séries - Heat 3 / Series - Heat 3

Results

Resultados / Resultados

WR	47.84	23.16	VAN DEN HOOGENBAND Pieter	NED	Sydney (AUS)	19 SEP 2000
PR	49.19		SCHERER Fernando	BRA	Winnipeg (CAN)	4 AUG 1999

Heat 3 of 3

Event No. 2

Rank	Lane	Name	NOC	R.T.	50m	Time	Time	
			Code				Behind	
1	4	CIELO FILHO Cesar	BRA	0.68	(1) 23.54	49.95 26.41		
2	5	DEBONI Eduardo	BRA	0.78	(2) 23.88	50.09 26.21	0.14	
3	3	BOVELL George	TRI	0.79	(3) 23.98	50.10 26.12	0.15	
4	2	ROJAS Luis	VEN	0.68	(4) 24.18	51.16 26.98	1.21	
5	6	KUTSCHER BELGERI Paul	URU	0.77	(5) 24.51	51.48 26.97	1.53	
6	7	HAYNES Terrence	BAR	0.78	(7) 24.59	51.91 27.32	1.96	
7	1	BURCH Roy	BER	0.66	(6) 24.56	53.12 28.56	3.17	

Legend			
WR	World Record	=WR	Equal World Record
AF	African Record	=AF	Equal African Record
AS	Asian Record	=AS	Equal Asian Record
OC	Oceania Record	=OC	Equal Oceania Record
R.T.	Reaction Time	DSQ	Disqualified
		OR	Olympic Record
		AM	Americas Record
		EU	European Record
		DNF	Did not Finish
		=OR	Equal Olympic Record
		=AM	Equal Americas Record
		=EU	Equal European Record
		DNS	Did not Start



Aquatic Park
Parque Aquático
Parque Acuático

16 JUL 2007
19:08

Swimming

Natação / Natación

Men's 100m Freestyle

100m Livre Masculino / 100m Libre Masculino

Heats

Séries / Series

Results Summary

Resumo dos Resultados / Resumen de Resultados

WR	47.84	23.16	VAN DEN HOOGENBAND Pieter	NED	Sydney (AUS)	19 SEP 2000
PR	49.19		SCHERER Fernando	BRA	Winnipeg (CAN)	4 AUG 1999

Heats

Event No. 2

Rank	Heat	Lane	Name	NOC Code	R.T.	50m	Time	Time Behind
1	1	3	WOODWARD Gabriel	USA	0.72	23.33	49.50 26.17	
2	2	5	ROGERS Dale	USA	0.69	23.51	49.81 26.30	0.31
3	3	4	CIELO FILHO Cesar	BRA	0.68	23.54	49.95 26.41	0.45
4	3	5	DEBONI Eduardo	BRA	0.78	23.88	50.09 26.21	0.59
5	3	3	BOVELL George	TRI	0.79	23.98	50.10 26.12	0.60
6	1	4	MEOLANS Jose Martin	ARG	0.86	24.21	50.22 26.01	0.72
7	1	5	FRASER Shaune	CAY	0.75	24.54	50.41 25.87	0.91
8	2	4	SUBIRATS Albert	VEN	0.74	24.52	50.44 25.92	0.94
9	2	2	HANKEWICH Chad	CAN	0.69	24.40	50.69 26.29	1.19
10	2	3	KUTSCHER BELGERI Martin	URU	0.74	24.53	50.79 26.26	1.29
11	3	2	ROJAS Luis	VEN	0.68	24.18	51.16 26.98	1.66
12	1	6	HORTNESS Richard	CAN	0.65	24.52	51.33 26.81	1.83
13	3	6	KUTSCHER BELGERI Paul	URU	0.77	24.51	51.48 26.97	1.98
14	1	2	YEH MORENO Juan Alberto	MEX	0.70	24.37	51.62 27.25	2.12
15	3	7	HAYNES Terrence	BAR	0.78	24.59	51.91 27.32	2.41
16	2	7	SCHNETTLER Maximiliano	CHI	0.77	24.62	52.11 27.49	2.61
17	2	1	KNOWLES Jeremy	BAH	0.71	24.89	52.12 27.23	2.62
18	1	7	LABAN Josh	ISV	0.68	24.76	52.21 27.45	2.71
19	3	1	BURCH Roy	BER	0.66	24.56	53.12 28.56	3.62
20	2	6	AGUILERA Matias	ARG	0.74	25.33	53.17 27.84	3.67

Legend			
WR	World Record	=WR	Equal World Record
AF	African Record	=AF	Equal African Record
AS	Asian Record	=AS	Equal Asian Record
OC	Oceania Record	=OC	Equal Oceania Record
R.T.	Reaction Time	DSQ	Disqualified
		OR	Olympic Record
		AM	Americas Record
		EU	European Record
		DNF	Did not Finish
		=OR	Equal Olympic Record
		=AM	Equal Americas Record
		=EU	Equal European Record
		DNS	Did not Start



Aquatic Park
Parque Acuático
Parque Acuático

20 JUL 2007
10:15

Swimming

Natação / Natación

Men's 200m Freestyle

200m Libre Masculino / 200m Libre Masculino

Final - Heat 1

Finais - Heat 1 / Finales - Heat 1

Results

Resultados / Resultados

WR	1:43.86	24.47	51.00	1:17.73	PHELPS Michael	USA	Melbourne (AUS)	27 MAR 2007
PR	1:48.49				BORGES Gustavo	BRA	Mar Del Plata (ARG)	12 MAR 1995

Final

Event No. 16

Rank	Lane	Name	NOC Code	R.T.	50m	100m	150m	Time	Time Behind
1	5	OWEN Matthew	USA	0.81	(3) 25.59	(3) 53.33 27.74	(2) 1:21.09 27.76	1:48.78 27.69	
2	3	FRASER Shaune	CAY	0.71	(2) 25.55	(2) 53.31 27.76	(5) 1:21.45 28.14	1:48.95 27.50	0.17
3	2	SIOUI Adam	CAN	0.79	(5) 25.78	(5) 53.56 27.78	(4) 1:21.44 27.88	1:48.97 27.53	0.19
4	6	OLIVEIRA Nicolas	BRA	0.75	(1) 25.26	(1) 53.00 27.74	(1) 1:20.84 27.84	1:49.49 28.65	0.71
5	4	CASTRO Rodrigo	BRA	0.71	(4) 25.61	(4) 53.46 27.85	(6) 1:21.52 28.06	1:49.60 28.08	0.82
6	7	HANKEWICH Chad	CAN	0.67	(6) 25.93	(6) 53.83 27.90	(3) 1:21.31 27.48	1:50.11 28.80	1.33
7	8	MARGALIS Robert	USA	0.66	(7) 26.21	(7) 54.04 27.83	(7) 1:22.28 28.24	1:50.49 28.21	1.71
8	1	RODRIGUEZ Amauri	MEX	0.74	(8) 26.38	(8) 54.70 28.32	(8) 1:23.57 28.87	1:52.18 28.61	3.40

Legend

WR World Record =WR Equal World Record PR Panam Games Record =PR Equal Panam Games Record
R.T. Reaction Time DSQ Disqualified DNF Did not Finish DNS Did not Start



Aquatic Park
Parque Acuático
Parque Acuático

19 JUL 2007
10:12

Swimming

Natação / Natación

Men's 200m Freestyle

200m Livre Masculino / 200m Libre Masculino

Semifinals - Heat 1

Semifinais - Heat 1 / Semifinales - Heat 1

Results

Resultados / Resultados

WR	1:43.86	24.47	51.00	1:17.73	PHELPS Michael	USA	Melbourne (AUS)	27 MAR 2007
PR	1:48.49				BORGES Gustavo	BRA	Mar Del Plata (ARG)	12 MAR 1995

Semifinal 1 of 2

Event No. 16

Rank	Lane	Name	NOC Code	R.T.	50m	100m	150m	Time	Time Behind
1	6	FRASER Shaune	CAY	0.73	(2) 25.55	(2) 53.58 28.03	(1) 1:22.14 28.56	1:50.24 28.10	
2	7	OLIVEIRA Nicolas	BRA	0.72	(1) 25.47	(1) 53.41 27.94	(3) 1:22.46 29.05	1:50.58 28.12	0.34
3	5	SIOUI Adam	CAN	0.74	(3) 26.24	(3) 54.44 28.20	(2) 1:22.37 27.93	1:50.64 28.27	0.40
4	4	HANKEWICH Chad	CAN	0.75	(6) 26.73	(4) 54.81 28.08	(4) 1:23.06 28.25	1:50.92 27.86	0.68
5	3	MARGALIS Robert	USA	0.69	(5) 26.62	(5) 55.04 28.42	(5) 1:23.77 28.73	1:51.90 28.13	1.66
6	2	LOPEZ RAMOS Ivan de Jesus	MEX	0.84	(4) 26.56	(7) 55.34 28.78	(6) 1:24.22 28.88	1:53.64 29.42	3.40
7	8	GALOFRE MONTES Julio Galofre	COL	0.73	(7) 26.83	(6) 55.20 28.37	(7) 1:25.39 30.19	1:55.01 29.62	4.77
8	1	MALLAT Salvador	CHI	0.85	(8) 27.18	(8) 57.25 30.07	(8) 1:26.95 29.70	1:56.31 29.36	6.07

Legend

WR World Record =WR Equal World Record PR Panam Games Record =PR Equal Panam Games Record
R.T. Reaction Time DSQ Disqualified DNF Did not Finish DNS Did not Start



Aquatic Park
Parque Acuático
Parque Acuático

19 JUL 2007
10:12

Swimming

Natação / Natación

Men's 200m Freestyle

200m Libre Masculino / 200m Libre Masculino

Semifinals - Heat 2

Semifinais - Heat 2 / Semifinales - Heat 2

Results

Resultados / Resultados

WR	1:43.86	24.47	51.00	1:17.73	PHELPS Michael	USA	Melbourne (AUS)	27 MAR 2007
PR	1:48.49				BORGES Gustavo	BRA	Mar Del Plata (ARG)	12 MAR 1995

Semifinal 2 of 2

Event No. 16

Rank	Lane	Name	NOC Code	R.T.	50m	100m	150m	Time	Time Behind
1	4	CASTRO Rodrigo	BRA	0.71	(2) 26.08	(1) 53.71 27.63	(1) 1:21.86 28.15	1:49.96 28.10	
2	3	OWEN Matthew	USA	0.83	(4) 26.28	(3) 54.43 28.15	(2) 1:22.51 28.08	1:50.21 27.70	0.25
3	5	KUTSCHER BELGERI Martin	URU	0.77	(3) 26.16	(3) 54.43 28.27	(4) 1:23.19 28.76	1:51.60 28.41	1.64
4	6	ACUÑA Crox	VEN	0.82	(1) 25.84	(2) 54.24 28.40	(3) 1:23.02 28.78	1:52.58 29.56	2.62
5	2	RODRIGUEZ Amauri	MEX	0.80	(7) 26.85	(6) 55.74 28.89	(5) 1:24.44 28.70	1:52.59 28.15	2.63
6	7	ZOLEZZI Gian Carlo	CHI	0.81	(5) 26.72	(5) 55.50 28.78	(6) 1:24.67 29.17	1:53.57 28.90	3.61
7	8	PEREYRA Juan Martin	ARG	0.83	(8) 27.67	(8) 56.93 29.26	(8) 1:26.43 29.50	1:55.80 29.37	5.84
8	1	VIVEROS MADARIAGA Carlos Viveros	COL	0.76	(6) 26.83	(7) 56.40 29.57	(7) 1:26.33 29.93	1:56.32 29.99	6.36

Legend

WR World Record
R.T. Reaction Time

=WR Equal World Record
DSQ Disqualified

PR Panam Games Record
DNF Did not Finish

=PR Equal Panam Games Record
DNS Did not Start



Aquatic Park
Parque Acuático
Parque Acuático

19 JUL 2007
10:12

Swimming

Natação / Natación

Men's 200m Freestyle

200m Livre Masculino / 200m Libre Masculino

Semifinals

Semifinais / Semifinales

Results Summary

Resumo dos Resultados / Resumen de Resultados

WR	1:43.86	24.47	51.00	1:17.73	PHELPS Michael	USA	Melbourne (AUS)	27 MAR 2007
PR	1:48.49				BORGES Gustavo	BRA	Mar Del Plata (ARG)	12 MAR 1995

Semifinals

Event No. 16

Rank	Heat	Lane	Name	NOC Code	R.T.	50m	100m	150m	Time	Time Behind
1	2	4	CASTRO Rodrigo	BRA	0.71	26.08	53.71 27.63	1:21.86 28.15	1:49.96 28.10	
2	2	3	OWEN Matthew	USA	0.83	26.28	54.43 28.15	1:22.51 28.08	1:50.21 27.70	0.25
3	1	6	FRASER Shaune	CAY	0.73	25.55	53.58 28.03	1:22.14 28.56	1:50.24 28.10	0.28
4	1	7	OLIVEIRA Nicolas	BRA	0.72	25.47	53.41 27.94	1:22.46 29.05	1:50.58 28.12	0.62
5	1	5	SIOUI Adam	CAN	0.74	26.24	54.44 28.20	1:22.37 27.93	1:50.64 28.27	0.68
6	1	4	HANKEWICH Chad	CAN	0.75	26.73	54.81 28.08	1:23.06 28.25	1:50.92 27.86	0.96
7	2	5	KUTSCHER BELGERI Martin	URU	0.77	26.16	54.43 28.27	1:23.19 28.76	1:51.60 28.41	1.64
8	1	3	MARGALIS Robert	USA	0.69	26.62	55.04 28.42	1:23.77 28.73	1:51.90 28.13	1.94
9	2	6	ACUNA Crox	VEN	0.82	25.84	54.24 28.40	1:23.02 28.78	1:52.58 29.56	2.62
10	2	2	RODRIGUEZ Amauri	MEX	0.80	26.85	55.74 28.89	1:24.44 28.70	1:52.59 28.15	2.63
11	2	7	ZOLEZZI Gian Carlo	CHI	0.81	26.72	55.50 28.78	1:24.67 29.17	1:53.57 28.90	3.61
12	1	2	LOPEZ RAMOS Ivan de Jesus	MEX	0.84	26.56	55.34 28.78	1:24.22 28.88	1:53.64 29.42	3.68
13	1	8	GALOFRE MONTES Julio Galofre	COL	0.73	26.83	55.20 28.37	1:25.39 30.19	1:55.01 29.62	5.05
14	2	8	PEREYRA Juan Martin	ARG	0.83	27.67	56.93 29.26	1:26.43 29.50	1:55.80 29.37	5.84
15	1	1	MALLAT Salvador	CHI	0.85	27.18	57.25 30.07	1:26.95 29.70	1:56.31 29.36	6.35
16	2	1	VIVEROS MADARIAGA Carlos Viveros	COL	0.76	26.83	56.40 29.57	1:26.33 29.93	1:56.32 29.99	6.36

Legend

WR World Record
R.T. Reaction Time

=WR Equal World Record
DSQ Disqualified

PR Panam Games Record
DNF Did not Finish

=PR Equal Panam Games Record
DNS Did not Start



Aquatic Park
Parque Aquático
Parque Acuático

18 JUL 2007
19:13

Swimming

Natação / Natación

Men's 200m Freestyle

200m Livre Masculino / 200m Libre Masculino

Heats - Heat 1

Séries - Heat 1 / Series - Heat 1

Results

Resultados / Resultados

WR	1:43.86	24.47	51.00	1:17.73	PHELPS Michael	USA	Melbourne (AUS)	27 MAR 2007
PR	1:48.49				BORGES Gustavo	BRA	Mar Del Plata (ARG)	12 MAR 1995

Heat 1 of 4

Event No. 16

Rank	Lane	Name	NOC Code	R.T.	50m	100m	150m	Time	Time Behind
1	4	CLARKE Shawn	BAR	0.70	(1) 27.21	(2) 56.42 29.21	(2) 1:26.36 29.94	1:56.12 29.76	
2	5	LOBO Jose	PAR	0.73	(2) 27.25	(1) 55.92 28.67	(1) 1:26.12 30.20	1:58.10 31.98	1.98
3	3	MARCUS Evan	GUA	0.74	(3) 27.75	(3) 57.45 29.70	(3) 1:28.29 30.84	1:58.66 30.37	2.54

Legend			
WR	World Record	=WR	Equal World Record
AF	African Record	=AF	Equal African Record
AS	Asian Record	=AS	Equal Asian Record
OC	Oceania Record	=OC	Equal Oceania Record
R.T.	Reaction Time	DSQ	Disqualified
		OR	Olympic Record
		AM	Americas Record
		EU	European Record
		DNF	Did not Finish
		=OR	Equal Olympic Record
		=AM	Equal Americas Record
		=EU	Equal European Record
		DNS	Did not Start



Aquatic Park
Parque Aquático
Parque Acuático

18 JUL 2007
19:13

Swimming

Natação / Natación

Men's 200m Freestyle

200m Livre Masculino / 200m Libre Masculino

Heats - Heat 2

Séries - Heat 2 / Series - Heat 2

Results

Resultados / Resultados

WR	1:43.86	24.47	51.00	1:17.73	PHELPS Michael	USA	Melbourne (AUS)	27 MAR 2007
PR	1:48.49				BORGES Gustavo	BRA	Mar Del Plata (ARG)	12 MAR 1995

Heat 2 of 4

Event No. 16

Rank	Lane	Name	NOC Code	R.T.	50m	100m	150m	Time	Time Behind
1	4	CASTRO Rodrigo	BRA	0.74	(3) 26.16	(2) 54.24 28.08	(1) 1:22.60 28.36	1:50.01 27.41	
2	3	HANKEWICH Chad	CAN	0.67	(1) 26.08	(1) 54.18 28.10	(2) 1:23.03 28.85	1:51.12 28.09	1.11
3	5	KUTSCHER BELGERI Martin	URU	0.80	(2) 26.11	(3) 54.62 28.51	(3) 1:23.12 28.50	1:51.29 28.17	1.28
4	6	ACUÑA Crox	VEN	0.82	(4) 26.23	(4) 54.91 28.68	(4) 1:24.14 29.23	1:52.97 28.83	2.96
5	2	CASANOVA Jesus	VEN	0.65	(7) 27.13	(7) 56.22 29.09	(5) 1:25.45 29.23	1:55.21 29.76	5.20
6	7	MONTOYA Mario Enrique	CRC	0.76	(5) 26.53	(5) 55.45 28.92	(6) 1:26.39 30.94	1:56.11 29.72	6.10
7	1	JAHNSEN Oscar	PER	0.79	(8) 27.15	(8) 56.86 29.71	(7) 1:27.39 30.53	1:57.25 29.86	7.24
8	8	WONG Jonathan	JAM	0.72	(6) 27.01	(6) 56.12 29.11	(8) 1:27.46 31.34	1:59.81 32.35	9.80

Legend			
WR	World Record	=WR	Equal World Record
AF	African Record	=AF	Equal African Record
AS	Asian Record	=AS	Equal Asian Record
OC	Oceania Record	=OC	Equal Oceania Record
R.T.	Reaction Time	DSQ	Disqualified
		OR	Olympic Record
		AM	Americas Record
		EU	European Record
		DNF	Did not Finish
		=OR	Equal Olympic Record
		=AM	Equal Americas Record
		=EU	Equal European Record
		DNS	Did not Start



Aquatic Park
Parque Acuático
Parque Acuático

18 JUL 2007
19:13

Swimming
Natação / Natación

Men's 200m Freestyle
200m Livre Masculino / 200m Libre Masculino

Heats - Heat 3
Séries - Heat 3 / Series - Heat 3

Results

Resultados / Resultados

WR	1:43.86	24.47	51.00	1:17.73	PHELPS Michael	USA	Melbourne (AUS)	27 MAR 2007
PR	1:48.49				BORGES Gustavo	BRA	Mar Del Plata (ARG)	12 MAR 1995

Heat 3 of 4

Event No. 16

Rank	Lane	Name	NOC Code	R.T.	50m	100m	150m	Time	Time Behind
1	3	SIOUI Adam	CAN	0.75	(4) 26.88	(3) 55.89 29.01	(3) 1:24.45 28.56	1:52.04 27.59	
2	5	OWEN Matthew	USA	0.82	(1) 26.48	(2) 55.26 28.78	(1) 1:24.23 28.97	1:52.46 28.23	0.42
3	4	MARGALIS Robert	USA	0.69	(2) 26.69	(1) 55.25 28.56	(2) 1:24.24 28.99	1:52.71 28.47	0.67
4	2	VIVEROS MADARIAGA Carlos Viveros	COL	0.74	(3) 26.80	(4) 56.18 29.38	(4) 1:25.38 29.20	1:54.28 28.90	2.24
5	7	GALOFRE MONTES Julio Galofre	COL	0.76	(5) 27.18	(5) 56.45 29.27	(5) 1:26.24 29.79	1:55.09 28.85	3.05
6	8	van der VAART Micky	ARU	0.68	(6) 27.73	(6) 57.44 29.71	(6) 1:28.84 31.40	2:00.56 31.72	8.52
	6	BOVELL George	TRI					DNS	

Legend			
WR	World Record	=WR	Equal World Record
AF	African Record	=AF	Equal African Record
AS	Asian Record	=AS	Equal Asian Record
OC	Oceania Record	=OC	Equal Oceania Record
R.T.	Reaction Time	DSQ	Disqualified
		OR	Olympic Record
		AM	Americas Record
		EU	European Record
		DNF	Did not Finish
		=OR	Equal Olympic Record
		=AM	Equal Americas Record
		=EU	Equal European Record
		DNS	Did not Start



Aquatic Park
Parque Acuático
Parque Acuático

18 JUL 2007
19:13

Swimming

Natação / Natación

Men's 200m Freestyle

200m Livre Masculino / 200m Libre Masculino

Heats - Heat 4

Séries - Heat 4 / Series - Heat 4

Results

Resultados / Resultados

WR	1:43.86	24.47	51.00	1:17.73	PHELPS Michael	USA	Melbourne (AUS)	27 MAR 2007
PR	1:48.49				BORGES Gustavo	BRA	Mar Del Plata (ARG)	12 MAR 1995

Heat 4 of 4

Event No. 16

Rank	Lane	Name	NOC Code	R.T.	50m	100m	150m	Time	Time Behind
1	5	FRASER Shaune	CAY	0.74	(2) 26.34	(1) 55.68 29.34	(2) 1:24.94 29.26	1:53.09 28.15	
2	6	RODRIGUEZ Amauri	MEX	0.72	(7) 27.21	(6) 56.22 29.01	(4) 1:25.41 29.19	1:53.26 27.85	0.17
3	3	LOPEZ RAMOS Ivan de Jesus	MEX	0.83	(3) 26.75	(3) 55.71 28.96	(1) 1:24.66 28.95	1:53.42 28.76	0.33
4	7	ZOLEZZI Gian Carlo	CHI	0.76	(6) 27.14	(7) 56.28 29.14	(7) 1:25.61 29.33	1:53.50 27.89	0.41
5	4	OLIVEIRA Nicolas	BRA	0.78	(1) 26.18	(4) 55.74 29.56	(3) 1:25.34 29.60	1:53.73 28.39	0.64
6	1	MALLAT Salvador	CHI	0.82	(4) 26.81	(5) 56.03 29.22	(6) 1:25.58 29.55	1:54.61 29.03	1.52
7	2	PEREYRA Juan Martin	ARG	0.79	(5) 27.02	(2) 55.70 28.68	(5) 1:25.55 29.85	1:54.63 29.08	1.54
8	8	WHITEHURST Branden	ISV	0.68	(8) 28.64	(8) 59.01 30.37	(8) 1:28.60 29.59	1:57.25 28.65	4.16

Legend			
WR	World Record	=WR	Equal World Record
AF	African Record	=AF	Equal African Record
AS	Asian Record	=AS	Equal Asian Record
OC	Oceania Record	=OC	Equal Oceania Record
R.T.	Reaction Time	DSQ	Disqualified
		OR	Olympic Record
		AM	Americas Record
		EU	European Record
		DNF	Did not Finish
		=OR	Equal Olympic Record
		=AM	Equal Americas Record
		=EU	Equal European Record
		DNS	Did not Start



Aquatic Park
Parque Aquático
Parque Acuático

18 JUL 2007
19:13

Swimming

Natação / Natación

Men's 200m Freestyle

200m Livre Masculino / 200m Libre Masculino

Heats

Séries / Series

Results Summary

Resumo dos Resultados / Resumen de Resultados

WR	1:43.86	24.47	51.00	1:17.73	PHELPS Michael	USA	Melbourne (AUS)	27 MAR 2007
PR	1:48.49				BORGES Gustavo	BRA	Mar Del Plata (ARG)	12 MAR 1995

Heats

Event No. 16

Rank	Heat	Lane	Name	NOC Code	R.T.	50m	100m	150m	Time	Time Behind
1	2	4	CASTRO Rodrigo	BRA	0.74	26.16	54.24 28.08	1:22.60 28.36	1:50.01 27.41	
2	2	3	HANKEWICH Chad	CAN	0.67	26.08	54.18 28.10	1:23.03 28.85	1:51.12 28.09	1.11
3	2	5	KUTSCHER BELGERI Martin	URU	0.80	26.11	54.62 28.51	1:23.12 28.50	1:51.29 28.17	1.28
4	3	3	SIOUI Adam	CAN	0.75	26.88	55.89 29.01	1:24.45 28.56	1:52.04 27.59	2.03
5	3	5	OWEN Matthew	USA	0.82	26.48	55.26 28.78	1:24.23 28.97	1:52.46 28.23	2.45
6	3	4	MARGALIS Robert	USA	0.69	26.69	55.25 28.56	1:24.24 28.99	1:52.71 28.47	2.70
7	2	6	ACUÑA Crox	VEN	0.82	26.23	54.91 28.68	1:24.14 29.23	1:52.97 28.83	2.96
8	4	5	FRASER Shaune	CAY	0.74	26.34	55.68 29.34	1:24.94 29.26	1:53.09 28.15	3.08
9	4	6	RODRIGUEZ Amauri	MEX	0.72	27.21	56.22 29.01	1:25.41 29.19	1:53.26 27.85	3.25
10	4	3	LOPEZ RAMOS Ivan de Jesus	MEX	0.83	26.75	55.71 28.96	1:24.66 28.95	1:53.42 28.76	3.41
11	4	7	ZOLEZZI Gian Carlo	CHI	0.76	27.14	56.28 29.14	1:25.61 29.33	1:53.50 27.89	3.49
12	4	4	OLIVEIRA Nicolas	BRA	0.78	26.18	55.74 29.56	1:25.34 29.60	1:53.73 28.39	3.72
13	3	2	VIVEROS MADARIAGA Carlos Viveros	COL	0.74	26.80	56.18 29.38	1:25.38 29.20	1:54.28 28.90	4.27
14	4	1	MALLAT Salvador	CHI	0.82	26.81	56.03 29.22	1:25.58 29.55	1:54.61 29.03	4.60
15	4	2	PEREYRA Juan Martin	ARG	0.79	27.02	55.70 28.68	1:25.55 29.85	1:54.63 29.08	4.62
16	3	7	GALOFRE MONTES Julio Galofre	COL	0.76	27.18	56.45 29.27	1:26.24 29.79	1:55.09 28.85	5.08
17	2	2	CASANOVA Jesus	VEN	0.65	27.13	56.22 29.09	1:25.45 29.23	1:55.21 29.76	5.20
18	2	7	MONTOYA Mario Enrique	CRC	0.76	26.53	55.45 28.92	1:26.39 30.94	1:56.11 29.72	6.10
19	1	4	CLARKE Shawn	BAR	0.70	27.21	56.42 29.21	1:26.36 29.94	1:56.12 29.76	6.11
20	2	1	JAHNSEN Oscar	PER	0.79	27.15	56.86 29.71	1:27.39 30.53	1:57.25 29.86	7.24
20	4	8	WHITEHURST Branden	ISV	0.68	28.64	59.01 30.37	1:28.60 29.59	1:57.25 28.65	7.24
22	1	5	LOBO Jose	PAR	0.73	27.25	55.92 28.67	1:26.12 30.20	1:58.10 31.98	8.09
23	1	3	MARCUS Evan	GUA	0.74	27.75	57.45 29.70	1:28.29 30.84	1:58.66 30.37	8.65
24	2	8	WONG Jonathan	JAM	0.72	27.01	56.12 29.11	1:27.46 31.34	1:59.81 32.35	9.80
25	3	8	van der VAART Micky	ARU	0.68	27.73	57.44 29.71	1:28.84 31.40	2:00.56 31.72	10.55
	3	6	BOVELL George	TRI					DNS	



Aquatic Park
Parque Aquático
Parque Acuático

18 JUL 2007
19:13

Swimming
Natação / Natación

Men's 200m Freestyle
200m Livre Masculino / 200m Libre Masculino

Heats
Séries / Series

Results Summary

Resumo dos Resultados / Resumen de Resultados

Heats

Event No. 16

Rank	Heat	Lane	Name	NOC Code	R.T.	50m	100m	150m	Time	Time Behind
------	------	------	------	----------	------	-----	------	------	------	-------------

Legend											
WR	World Record	=WR	Equal World Record	OR	Olympic Record	=OR	Equal Olympic Record				
AF	African Record	=AF	Equal African Record	AM	Americas Record	=AM	Equal Americas Record				
AS	Asian Record	=AS	Equal Asian Record	EU	European Record	=EU	Equal European Record				
OC	Oceania Record	=OC	Equal Oceania Record	DNF	Did not Finish	DNS	Did not Start				
R.T.	Reaction Time	DSQ	Disqualified								



Aquatic Park
Parque Aquático
Parque Acuático

18 JUL 2007
10:00

Swimming

Natação / Natación

Men's 400m Freestyle

400m Libre Masculino / 400m Libre Masculino

Final - Heat 1

Finais - Heat 1 / Finales - Heat 1

Results

Resultados / Resultados

WR	3:40.08	53.02	1:49.57	2:45.43	THORPE Ian	AUS	Manchester (ENG)	30 JUL 2002
PR	3:50.01				MANSTERIO Ricardo	VEN	Santo Domingo (DOM)	14 AUG 2003

Final

Event No. 11

Rank	Lane	Name	NOC Code	R.T.	Time	Time Behind	
1	3	PATTON Matt	USA	0.68	3:49.77		PR
50m (1) 26.68	100m (2) 55.85 29.17	150m (1) 1:24.80 28.95	200m (1) 1:54.43 29.63	250m (1) 2:23.37 28.94	300m (1) 2:52.61 29.24	350m (1) 3:21.13 28.52	28.64
2	4	WORK Tobias	USA	0.59	3:50.62	0.85	
50m (4) 27.11	100m (3) 56.45 29.34	150m (3) 1:25.38 28.93	200m (2) 1:54.57 29.19	250m (2) 2:23.64 29.07	300m (2) 2:52.92 29.28	350m (2) 3:21.53 28.61	29.09
3	5	NEGREIROS Armando	BRA	0.72	3:51.18	1.41	
50m (2) 26.88	100m (1) 55.77 28.89	150m (2) 1:25.10 29.33	200m (3) 1:54.84 29.74	250m (3) 2:24.45 29.61	300m (3) 2:53.93 29.48	350m (3) 3:23.27 29.34	27.91
4	2	ARAUJO Felipe	BRA	0.82	3:55.93	6.16	
50m (3) 27.01	100m (4) 56.69 29.68	150m (4) 1:26.39 29.70	200m (4) 1:56.78 30.39	250m (4) 2:26.36 29.58	300m (4) 2:56.35 29.99	350m (4) 3:26.04 29.69	29.89
5	7	MAITLAND Kier	CAN	0.83	3:57.51	7.74	
50m (7) 27.74	100m (6) 57.11 29.37	150m (5) 1:27.30 30.19	200m (5) 1:57.33 30.03	250m (5) 2:27.83 30.50	300m (5) 2:57.91 30.08	350m (5) 3:28.29 30.38	29.22
6	6	LOPEZ RAMOS Ivan de Jesus	MEX	0.80	3:59.53	9.76	
50m (5) 27.49	100m (5) 56.99 29.50	150m (6) 1:27.40 30.41	200m (6) 1:57.64 30.24	250m (6) 2:28.14 30.50	300m (6) 2:58.89 30.75	350m (6) 3:29.60 30.71	29.93
7	8	DELGADILLO Daniel	MEX	0.68	3:59.66	9.89	
50m (8) 28.35	100m (8) 58.31 29.96	150m (8) 1:28.92 30.61	200m (7) 1:59.17 30.25	250m (7) 2:29.53 30.36	300m (7) 2:59.51 29.98	350m (7) 3:29.96 30.45	29.70
8	1	PEREYRA Juan Martin	ARG	0.87	4:02.91	13.14	
50m (6) 27.55	100m (7) 58.20 30.65	150m (7) 1:28.87 30.67	200m (8) 2:00.17 31.30	250m (8) 2:30.49 30.32	300m (8) 3:01.25 30.76	350m (8) 3:32.08 30.83	30.83

Legend							
WR	World Record	=WR	Equal World Record	OR	Olympic Record	=OR	Equal Olympic Record
AF	African Record	=AF	Equal African Record	AM	Americas Record	=AM	Equal Americas Record
AS	Asian Record	=AS	Equal Asian Record	EU	European Record	=EU	Equal European Record
OC	Oceania Record	=OC	Equal Oceania Record				
R.T.	Reaction Time	DSQ	Disqualified	DNF	Did not Finish	DNS	Did not Start



Aquatic Park
Parque Aquático
Parque Acuático

17 JUL 2007
19:11

Swimming

Natação / Natación

Men's 400m Freestyle

400m Libre Masculino / 400m Libre Masculino

Heats - Heat 1

Séries - Heat 1 / Series - Heat 1

Results

Resultados / Resultados

WR	3:40.08	53.02	1:49.57	2:45.43	THORPE Ian	AUS	Manchester (ENG)	30 JUL 2002
PR	3:50.01				MANSTERIO Ricardo	VEN	Santo Domingo (DOM)	14 AUG 2003

Heat 1 of 3

Event No. 11

Rank	Lane	Name	NOC Code	R.T.	Time	Time Behind	
1	4	PATTON Matt	USA	0.69	3:53.30		
50m (1) 26.70	100m (1) 56.01 29.31	150m (1) 1:25.91 29.90	200m (1) 1:55.75 29.84	250m (1) 2:25.62 29.87	300m (1) 2:55.22 29.60	350m (1) 3:24.67 29.45	28.63
2	5	PEREYRA Juan Martin	ARG	0.81	3:59.97	6.67	
50m (3) 27.57	100m (3) 58.18 30.61	150m (2) 1:28.22 30.04	200m (2) 1:58.68 30.46	250m (2) 2:29.22 30.54	300m (2) 2:59.90 30.68	350m (2) 3:30.54 30.64	29.43
3	3	ZOLEZZI Gian Carlo	CHI	0.80	4:00.37	7.07	
50m (2) 27.37	100m (2) 57.98 30.61	150m (3) 1:28.56 30.58	200m (3) 1:59.64 31.08	250m (3) 2:30.34 30.70	300m (3) 3:01.15 30.81	350m (3) 3:31.38 30.23	28.99
4	6	MALLAT Salvador	CHI	0.86	4:02.37	9.07	
50m (5) 28.29	100m (4) 58.71 30.42	150m (4) 1:29.50 30.79	200m (4) 2:00.90 31.40	250m (4) 2:31.69 30.79	300m (4) 3:02.73 31.04	350m (4) 3:33.03 30.30	29.34
5	2	van der VAART Micky	ARU	0.74	4:12.68	19.38	
50m (4) 27.99	100m (5) 58.83 30.84	150m (5) 1:29.78 30.95	200m (5) 2:01.35 31.57	250m (5) 2:33.37 32.02	300m (5) 3:06.18 32.81	350m (5) 3:39.29 33.11	33.39

Legend			
WR	World Record	=WR	Equal World Record
AF	African Record	=AF	Equal African Record
AS	Asian Record	=AS	Equal Asian Record
OC	Oceania Record	=OC	Equal Oceania Record
R.T.	Reaction Time	DSQ	Disqualified
		OR	Olympic Record
		AM	Americas Record
		EU	European Record
		DNF	Did not Finish
		=OR	Equal Olympic Record
		=AM	Equal Americas Record
		=EU	Equal European Record
		DNS	Did not Start



Aquatic Park
Parque Aquático
Parque Acuático

17 JUL 2007
19:11

Swimming

Natação / Natación

Men's 400m Freestyle

400m Libre Masculino / 400m Libre Masculino

Heats - Heat 2

Séries - Heat 2 / Series - Heat 2

Results

Resultados / Resultados

WR	3:40.08	53.02	1:49.57	2:45.43	THORPE Ian	AUS	Manchester (ENG)	30 JUL 2002
PR	3:50.01				MANSTERIO Ricardo	VEN	Santo Domingo (DOM)	14 AUG 2003

Heat 2 of 3

Event No. 11

Rank	Lane	Name	NOC Code	R.T.	Time	Time Behind
1	4	WORK Tobias	USA	0.58	3:51.32	
50m (1) 27.16	100m (1) 56.59 29.43	150m (1) 1:25.49 28.90	200m (1) 1:54.94 29.45	250m (1) 2:24.05 29.11	300m (1) 2:53.72 29.67	350m (1) 3:22.79 28.53 29.07
2	5	LOPEZ RAMOS Ivan de Jesus	MEX	0.83	3:57.25	5.93
50m (2) 27.58	100m (2) 57.63 30.05	150m (2) 1:27.72 30.09	200m (2) 1:58.19 30.47	250m (2) 2:27.78 29.59	300m (2) 2:57.95 30.17	350m (2) 3:27.41 29.46 29.84
3	6	DELGADILLO Daniel	MEX	0.68	4:00.36	9.04
50m (4) 28.01	100m (3) 58.11 30.10	150m (3) 1:28.24 30.13	200m (3) 1:58.84 30.60	250m (3) 2:29.28 30.44	300m (3) 3:00.13 30.85	350m (3) 3:30.70 30.57 29.66
4	3	GOMEZ Alejandro	VEN	0.82	4:00.76	9.44
50m (3) 27.97	100m (4) 58.38 30.41	150m (4) 1:28.69 30.31	200m (4) 1:59.54 30.85	250m (4) 2:30.18 30.64	300m (4) 3:00.96 30.78	350m (4) 3:31.31 30.35 29.45
5	7	QUEIPO Daniel	URU	0.76	4:07.14	15.82
50m (6) 28.58	100m (6) 59.66 31.08	150m (6) 1:31.26 31.60	200m (6) 2:02.87 31.61	250m (6) 2:35.02 32.15	300m (6) 3:06.84 31.82	350m (6) 3:37.82 30.98 29.32
6	2	MONTOYA Mario Enrique	CRC	0.76	4:07.47	16.15
50m (5) 28.15	100m (5) 59.28 31.13	150m (5) 1:30.73 31.45	200m (5) 2:02.86 32.13	250m (5) 2:34.05 31.19	300m (5) 3:05.90 31.85	350m (5) 3:37.17 31.27 30.30

Legend							
WR	World Record	=WR	Equal World Record	OR	Olympic Record	=OR	Equal Olympic Record
AF	African Record	=AF	Equal African Record	AM	Americas Record	=AM	Equal Americas Record
AS	Asian Record	=AS	Equal Asian Record	EU	European Record	=EU	Equal European Record
OC	Oceania Record	=OC	Equal Oceania Record				
R.T.	Reaction Time	DSQ	Disqualified	DNF	Did not Finish	DNS	Did not Start



Aquatic Park
Parque Aquático
Parque Acuático

17 JUL 2007
19:11

Swimming

Natação / Natación

Men's 400m Freestyle

400m Libre Masculino / 400m Libre Masculino

Heats - Heat 3

Séries - Heat 3 / Series - Heat 3

Results

Resultados / Resultados

WR	3:40.08	53.02	1:49.57	2:45.43	THORPE Ian	AUS	Manchester (ENG)	30 JUL 2002
PR	3:50.01				MANSTERIO Ricardo	VEN	Santo Domingo (DOM)	14 AUG 2003

Heat 3 of 3

Event No. 11

Rank	Lane	Name	NOC Code	R.T.	Time	Time Behind
1	4	NEGREIROS Armando	BRA	0.75	3:51.47	
50m (1) 26.62	100m (1) 55.11 28.49	150m (1) 1:24.15 29.04	200m (1) 1:53.90 29.75	250m (1) 2:23.27 29.37	300m (1) 2:53.19 29.92	350m (1) 3:23.07 29.88 28.40
2	5	ARAUJO Felipe	BRA	0.82	3:57.34	5.87
50m (3) 27.50	100m (2) 56.82 29.32	150m (2) 1:26.25 29.43	200m (2) 1:56.51 30.26	250m (2) 2:26.41 29.90	300m (2) 2:56.93 30.52	350m (2) 3:27.29 30.36 30.05
3	6	MAITLAND Kier	CAN	0.84	3:57.64	6.17
50m (5) 27.91	100m (4) 57.60 29.69	150m (4) 1:27.68 30.08	200m (3) 1:57.79 30.11	250m (3) 2:27.96 30.17	300m (3) 2:58.12 30.16	350m (3) 3:28.43 30.31 29.21
4	3	MALDONADO Erwin	VEN	0.72	4:01.63	10.16
50m (2) 27.48	100m (3) 56.96 29.48	150m (3) 1:27.07 30.11	200m (4) 1:57.95 30.88	250m (4) 2:28.94 30.99	300m (4) 3:00.32 31.38	350m (4) 3:31.38 31.06 30.25
5	2	JAHNSEN Oscar	PER	0.81	4:02.01	10.54
50m (4) 27.87	100m (5) 58.33 30.46	150m (5) 1:28.81 30.48	200m (5) 1:59.82 31.01	250m (5) 2:30.41 30.59	300m (5) 3:01.80 31.39	350m (5) 3:32.51 30.71 29.50
6	7	MARCUS Evan	GUA	0.71	4:06.37	14.90
50m (6) 28.50	100m (6) 58.96 30.46	150m (6) 1:29.77 30.81	200m (6) 2:00.79 31.02	250m (6) 2:31.88 31.09	300m (6) 3:03.47 31.59	350m (6) 3:35.27 31.80 31.10

Legend			
WR	World Record	=WR	Equal World Record
AF	African Record	=AF	Equal African Record
AS	Asian Record	=AS	Equal Asian Record
OC	Oceania Record	=OC	Equal Oceania Record
R.T.	Reaction Time	DSQ	Disqualified
		OR	Olympic Record
		AM	Americas Record
		EU	European Record
		DNF	Did not Finish
		DNS	Did not Start
		=OR	Equal Olympic Record
		=AM	Equal Americas Record
		=EU	Equal European Record



Aquatic Park
Parque Aquático
Parque Acuático

Swimming
Natação / Natación

Men's 400m Freestyle
400m Libre Masculino / 400m Libre Masculino

17 JUL 2007
19:11

Heats
Séries / Series

Results Summary

Resumo dos Resultados / Resumen de Resultados

WR	3:40.08	53.02	1:49.57	2:45.43	THORPE Ian	AUS	Manchester (ENG)	30 JUL 2002
PR	3:50.01				MANSTERIO Ricardo	VEN	Santo Domingo (DOM)	14 AUG 2003

Heats

Event No. 11

Rank	Heat	Lane	Name	NOC Code	R.T.	Time	Time Behind
1	2	4	WORK Tobias	USA	0.58	3:51.32	
	50m 27.16	100m 56.59 29.43	150m 1:25.49 28.90	200m 1:54.94 29.45	250m 2:24.05 29.11	300m 2:53.72 29.67	350m 3:22.79 29.07 28.53
2	3	4	NEGREIROS Armando	BRA	0.75	3:51.47	0.15
	50m 26.62	100m 55.11 28.49	150m 1:24.15 29.04	200m 1:53.90 29.75	250m 2:23.27 29.37	300m 2:53.19 29.92	350m 3:23.07 29.88 28.40
3	1	4	PATTON Matt	USA	0.69	3:53.30	1.98
	50m 26.70	100m 56.01 29.31	150m 1:25.91 29.90	200m 1:55.75 29.84	250m 2:25.62 29.87	300m 2:55.22 29.60	350m 3:24.67 29.45 28.63
4	2	5	LOPEZ RAMOS Ivan de Jesus	MEX	0.83	3:57.25	5.93
	50m 27.58	100m 57.63 30.05	150m 1:27.72 30.09	200m 1:58.19 30.47	250m 2:27.78 29.59	300m 2:57.95 30.17	350m 3:27.41 29.46 29.84
5	3	5	ARAUJO Felipe	BRA	0.82	3:57.34	6.02
	50m 27.50	100m 56.82 29.32	150m 1:26.25 29.43	200m 1:56.51 30.26	250m 2:26.41 29.90	300m 2:56.93 30.52	350m 3:27.29 30.36 30.05
6	3	6	MAITLAND Kier	CAN	0.84	3:57.64	6.32
	50m 27.91	100m 57.60 29.69	150m 1:27.68 30.08	200m 1:57.79 30.11	250m 2:27.96 30.17	300m 2:58.12 30.16	350m 3:28.43 30.31 29.21
7	1	5	PEREYRA Juan Martin	ARG	0.81	3:59.97	8.65
	50m 27.57	100m 58.18 30.61	150m 1:28.22 30.04	200m 1:58.68 30.46	250m 2:29.22 30.54	300m 2:59.90 30.68	350m 3:30.54 30.64 29.43
8	2	6	DELGADILLO Daniel	MEX	0.68	4:00.36	9.04
	50m 28.01	100m 58.11 30.10	150m 1:28.24 30.13	200m 1:58.84 30.60	250m 2:29.28 30.44	300m 3:00.13 30.85	350m 3:30.70 30.57 29.66
9	1	3	ZOLEZZI Gian Carlo	CHI	0.80	4:00.37	9.05
	50m 27.37	100m 57.98 30.61	150m 1:28.56 30.58	200m 1:59.64 31.08	250m 2:30.34 30.70	300m 3:01.15 30.81	350m 3:31.38 30.23 28.99
10	2	3	GOMEZ Alejandro	VEN	0.82	4:00.76	9.44
	50m 27.97	100m 58.38 30.41	150m 1:28.69 30.31	200m 1:59.54 30.85	250m 2:30.18 30.64	300m 3:00.96 30.78	350m 3:31.31 30.35 29.45
11	3	3	MALDONADO Erwin	VEN	0.72	4:01.63	10.31
	50m 27.48	100m 56.96 29.48	150m 1:27.07 30.11	200m 1:57.95 30.88	250m 2:28.94 30.99	300m 3:00.32 31.38	350m 3:31.38 31.06 30.25
12	3	2	JAHNSEN Oscar	PER	0.81	4:02.01	10.69
	50m 27.87	100m 58.33 30.46	150m 1:28.81 30.48	200m 1:59.82 31.01	250m 2:30.41 30.59	300m 3:01.80 31.39	350m 3:32.51 30.71 29.50
13	1	6	MALLAT Salvador	CHI	0.86	4:02.37	11.05
	50m 28.29	100m 58.71 30.42	150m 1:29.50 30.79	200m 2:00.90 31.40	250m 2:31.69 30.79	300m 3:02.73 31.04	350m 3:33.03 30.30 29.34
14	3	7	MARCUS Evan	GUA	0.71	4:06.37	15.05
	50m 28.50	100m 58.96 30.46	150m 1:29.77 30.81	200m 2:00.79 31.02	250m 2:31.88 31.09	300m 3:03.47 31.59	350m 3:35.27 31.80 31.10
15	2	7	QUEIPO Daniel	URU	0.76	4:07.14	15.82
	50m 28.58	100m 59.66 31.08	150m 1:31.26 31.60	200m 2:02.87 31.61	250m 2:35.02 32.15	300m 3:06.84 31.82	350m 3:37.82 30.98 29.32
16	2	2	MONTOYA Mario Enrique	CRC	0.76	4:07.47	16.15
	50m 28.15	100m 59.28 31.13	150m 1:30.73 31.45	200m 2:02.86 32.13	250m 2:34.05 31.19	300m 3:05.90 31.85	350m 3:37.17 31.27 30.30
17	1	2	van der VAART Micky	ARU	0.74	4:12.68	21.36
	50m 27.99	100m 58.83 30.84	150m 1:29.78 30.95	200m 2:01.35 31.57	250m 2:33.37 32.02	300m 3:06.18 32.81	350m 3:39.29 33.11 33.39

Legend			
WR	World Record	=WR	Equal World Record
AF	African Record	=AF	Equal African Record
AS	Asian Record	=AS	Equal Asian Record
OC	Oceania Record	=OC	Equal Oceania Record
R.T.	Reaction Time	DSQ	Disqualified
		OR	Olympic Record
		AM	Americas Record
		EU	European Record
		DNF	Did not Finish
		DNS	Did not Start
		=OR	Equal Olympic Record
		=AM	Equal Americas Record
		=EU	Equal European Record



Aquatic Park
Parque Acuático
Parque Acuático

20 JUL 2007
19:59

Swimming

Natação / Natación

Men's 1500m Freestyle

1500m Libre Masculino / 1500m Libre Masculino

Heats - Heat 1

Séries - Heat 1 / Series - Heat 1

Results

Resultados / Resultados

WR	14:34.56	54.19 4:48.82 8:43.05 12:38.51	1:52.45 5:47.45 9:41.78 13:37.89	2:51.29 6:45.96 10:40.56	3:50.18 7:44.47 11:39.51	HACKETT Grant	AUS	Fukuoka (JPN)	29 JUL 2001
PR	15:13.90					BRUNER Carlton	USA	Mer Del Plata (ARG)	17 MAR 1995

Heat 1 of 3

Event No. 30

Rank	Lane	Name	NOC Code	R.T.	Time	Time Behind		
1	4	MARCUS Evan	GUA	0.72	16:01.36			
	50m (2) 28.93	100m (1) 1:00.54 31.61	150m (1) 1:31.95 31.41	200m (1) 2:04.18 32.23	250m (1) 2:35.44 31.26	300m (1) 3:07.26 31.82	350m (1) 3:38.59 31.33	400m (1) 4:10.58 31.99
	450m (1) 4:42.13 31.55	500m (1) 5:14.10 31.97	550m (1) 5:45.80 31.70	600m (1) 6:17.74 31.94	650m (1) 6:49.60 31.86	700m (1) 7:21.73 32.13	750m (1) 7:53.60 31.87	800m (1) 8:25.92 32.32
	850m (1) 8:58.03 32.11	900m (1) 9:30.59 32.56	950m (1) 10:02.97 32.38	1000m (1) 10:35.56 32.59	1050m (1) 11:08.04 32.48	1100m (1) 11:40.60 32.56	1150m (1) 12:13.19 32.59	1200m (1) 12:45.67 32.48
	1250m (1) 13:18.12 32.45	1300m (1) 13:50.76 32.64	1350m (1) 14:23.47 32.71	1400m (1) 14:56.33 32.86	1450m (1) 15:29.32 32.99	32.04		
2	5	MONTOYA Mario Enrique	CRC	0.76	16:29.19	27.83		
	50m (1) 28.80	100m (2) 1:00.81 32.01	150m (2) 1:32.31 31.50	200m (2) 2:04.45 32.14	250m (2) 2:36.04 31.59	300m (2) 3:07.73 31.69	350m (2) 3:39.35 31.62	400m (2) 4:11.43 32.08
	450m (2) 4:43.58 32.15	500m (2) 5:15.96 32.38	550m (2) 5:48.55 32.59	600m (2) 6:21.73 33.18	650m (2) 6:55.04 33.31	700m (2) 7:28.36 33.32	750m (2) 8:01.68 33.32	800m (2) 8:35.68 34.00
	850m (2) 9:09.06 33.38	900m (2) 9:42.95 33.89	950m (2) 10:16.23 33.28	1000m (2) 10:50.33 34.10	1050m (2) 11:24.15 33.82	1100m (2) 11:58.19 34.04	1150m (2) 12:32.26 34.07	1200m (2) 13:06.24 33.98
	1250m (2) 13:39.81 33.57	1300m (2) 14:14.03 34.22	1350m (2) 14:48.45 34.42	1400m (2) 15:22.22 33.77	1450m (2) 15:56.96 34.74	32.23		
3	3	LAGOS Juan	HON	0.77	17:07.88	1:06.52		
	50m (3) 30.15	100m (3) 1:04.82 34.67	150m (3) 1:39.55 34.73	200m (3) 2:14.22 34.67	250m (3) 2:48.43 34.21	300m (3) 3:23.13 34.70	350m (3) 3:58.09 34.96	400m (3) 4:33.63 35.54
	450m (3) 5:09.47 35.84	500m (3) 5:45.25 35.78	550m (3) 6:20.73 35.48	600m (3) 6:56.24 35.51	650m (3) 7:31.39 35.15	700m (3) 8:06.31 34.92	750m (3) 8:40.52 34.21	800m (3) 9:14.54 34.02
	850m (3) 9:48.96 34.42	900m (3) 10:22.83 33.87	950m (3) 10:57.15 34.32	1000m (3) 11:31.27 34.12	1050m (3) 12:05.43 34.16	1100m (3) 12:39.28 33.85	1150m (3) 13:13.15 33.87	1200m (3) 13:46.86 33.71
	1250m (3) 14:20.86 34.00	1300m (3) 14:54.56 33.70	1350m (3) 15:28.40 33.84	1400m (3) 16:02.15 33.75	1450m (3) 16:35.46 33.31	32.42		

Legend

WR World Record =WR Equal World Record PR Panam Games Record =PR Equal Panam Games Record
R.T. Reaction Time DSQ Disqualified DNF Did not Finish DNS Did not Start



Aquatic Park
Parque Acuático
Parque Acuático

20 JUL 2007
19:59

Swimming
Natação / Natación

Men's 1500m Freestyle
1500m Libre Masculino / 1500m Libre Masculino

Heats - Heat 2
Séries - Heat 2 / Series - Heat 2

Results

Resultados / Resultados

WR	14:34.56	54.19 4:48.82 8:43.05 12:38.51	1:52.45 5:47.45 9:41.78 13:37.89	2:51.29 6:45.96 10:40.56	3:50.18 7:44.47 11:39.51	HACKETT Grant	AUS	Fukuoka (JPN)	29 JUL 2001
PR	15:13.90					BRUNER Carlton	USA	Mer Del Plata (ARG)	17 MAR 1995

Heat 2 of 3

Event No. 30

Rank	Lane	Name	NOC Code	R.T.	Time	Time Behind
1	5	DELGADILLO Daniel	MEX	0.70	15:42.86	
		50m (3) 29.10 100m (3) 1:00.23 31.13 150m (2) 1:31.71 31.48 200m (1) 2:03.19 31.48 250m (1) 2:34.88 31.69 300m (1) 3:06.50 31.62 350m (2) 3:38.48 31.98 400m (1) 4:10.04 31.56				
		450m (2) 4:41.98 31.94 500m (1) 5:13.70 31.72 550m (1) 5:45.28 31.58 600m (1) 6:16.54 31.26 650m (1) 6:47.86 31.32 700m (1) 7:19.08 31.22 750m (1) 7:50.25 31.17 800m (1) 8:21.83 31.58				
		850m (1) 8:53.43 31.60 900m (1) 9:25.33 31.90 950m (1) 9:56.90 31.57 1000m (1) 10:28.97 32.07 1050m (1) 11:01.15 32.18 1100m (1) 11:33.29 32.14 1150m (2) 12:05.64 32.35 1200m (1) 12:37.31 31.67				
		1250m (1) 13:08.61 31.30 1300m (1) 13:39.56 30.95 1350m (1) 14:10.45 30.89 1400m (1) 14:41.51 31.06 1450m (1) 15:12.59 31.08				
2	4	PEREYRA Juan Martin	ARG	0.97	15:45.96	3.10
		50m (1) 28.58 100m (2) 1:00.17 31.59 150m (3) 1:31.99 31.82 200m (3) 2:03.71 31.72 250m (3) 2:35.18 31.47 300m (2) 3:06.90 31.72 350m (1) 3:38.29 31.39 400m (2) 4:10.16 31.87				
		450m (1) 4:41.95 31.79 500m (2) 5:13.92 31.97 550m (2) 5:45.66 31.74 600m (2) 6:17.48 31.82 650m (2) 6:48.88 31.40 700m (2) 7:20.51 31.63 750m (2) 7:51.84 31.33 800m (2) 8:23.85 32.01				
		850m (2) 8:55.11 31.26 900m (2) 9:27.03 31.92 950m (2) 9:58.33 31.30 1000m (2) 10:30.14 31.81 1050m (2) 11:01.64 31.50 1100m (2) 11:33.72 32.08 1150m (1) 12:05.27 31.55 1200m (2) 12:37.49 32.22				
		1250m (2) 13:09.13 31.64 1300m (2) 13:40.96 31.83 1350m (2) 14:12.50 31.54 1400m (2) 14:44.23 31.73 1450m (2) 15:15.04 30.81				
3	2	PENAILILLO Roberto	CHI	0.84	15:57.04	14.18
		50m (2) 28.91 100m (1) 1:00.10 31.19 150m (1) 1:31.43 31.33 200m (2) 2:03.29 31.86 250m (2) 2:35.14 31.85 300m (3) 3:07.06 31.92 350m (3) 3:39.22 32.16 400m (4) 4:11.52 32.30				
		450m (4) 4:43.65 32.13 500m (4) 5:15.81 32.16 550m (4) 5:47.78 31.97 600m (4) 6:20.11 32.33 650m (4) 6:52.00 31.89 700m (4) 7:24.04 32.04 750m (4) 7:55.93 31.89 800m (4) 8:28.10 32.17				
		850m (4) 9:00.15 32.05 900m (3) 9:32.36 32.21 950m (3) 10:04.51 32.15 1000m (3) 10:36.92 32.41 1050m (3) 11:09.47 32.55 1100m (3) 11:41.75 32.28 1150m (3) 12:14.06 32.31 1200m (3) 12:46.66 32.60				
		1250m (3) 13:18.76 32.10 1300m (3) 13:51.07 32.31 1350m (3) 14:23.14 32.07 1400m (3) 14:55.46 32.32 1450m (3) 15:27.19 31.73				
4	3	MALDONADO Erwin	VEN	0.77	16:10.79	27.93
		50m (4) 29.33 100m (4) 1:01.08 31.75 150m (4) 1:32.47 31.39 200m (4) 2:04.30 31.83 250m (4) 2:35.91 31.61 300m (4) 3:07.72 31.81 350m (4) 3:39.41 31.69 400m (3) 4:11.39 31.98				
		450m (3) 4:42.44 31.05 500m (3) 5:14.46 32.02 550m (3) 5:46.13 31.67 600m (3) 6:18.43 32.30 650m (3) 6:50.00 31.57 700m (3) 7:22.57 32.57 750m (3) 7:54.56 31.99 800m (3) 8:27.49 32.93				
		850m (3) 8:59.92 32.43 900m (4) 9:33.25 33.33 950m (4) 10:05.62 32.37 1000m (4) 10:39.08 33.46 1050m (4) 11:12.20 33.12 1100m (4) 11:45.47 33.27 1150m (4) 12:19.27 33.80 1200m (4) 12:52.84 33.57				
		1250m (4) 13:25.49 32.65 1300m (4) 13:59.80 34.31 1350m (4) 14:33.11 33.31 1400m (4) 15:06.50 33.39 1450m (4) 15:39.65 33.15				
5	7	GUZMAN Benjamin	CHI	0.82	16:34.57	51.71
		50m (5) 30.18 100m (5) 1:02.17 31.99 150m (5) 1:34.12 31.95 200m (5) 2:06.22 32.10 250m (5) 2:38.61 32.39 300m (5) 3:11.06 32.45 350m (5) 3:43.64 32.58 400m (5) 4:16.29 32.65				
		450m (5) 4:49.10 32.81 500m (5) 5:22.22 33.12 550m (5) 5:55.22 33.00 600m (5) 6:28.38 33.16 650m (5) 7:01.55 33.17 700m (5) 7:34.93 33.38 750m (5) 8:08.33 33.40 800m (5) 8:41.94 33.61				
		850m (5) 9:15.60 33.66 900m (5) 9:49.34 33.74 950m (5) 10:22.97 33.63 1000m (5) 10:56.67 33.70 1050m (5) 11:30.38 33.71 1100m (5) 12:04.08 33.70 1150m (5) 12:38.00 33.92 1200m (5) 13:11.86 33.86				
		1250m (5) 13:45.69 33.83 1300m (5) 14:19.74 34.05 1350m (5) 14:53.78 34.04 1400m (5) 15:27.94 34.16 1450m (5) 16:01.73 33.79				
6	6	YNTEMA Douwe	ESA	0.78	16:57.07	1:14.21
		50m (6) 30.49 100m (6) 1:02.77 32.28 150m (6) 1:35.17 32.40 200m (6) 2:07.81 32.64 250m (6) 2:40.53 32.72 300m (6) 3:13.29 32.76 350m (6) 3:46.70 33.41 400m (6) 4:19.72 33.02				
		450m (6) 4:53.57 33.85 500m (6) 5:27.09 33.52 550m (6) 6:01.36 34.27 600m (6) 6:35.21 33.85 650m (6) 7:09.93 34.72 700m (6) 7:44.04 34.11 750m (6) 8:18.95 34.91 800m (6) 8:53.14 34.19				
		850m (6) 9:27.79 34.65 900m (6) 10:02.27 34.48 950m (6) 10:37.35 35.08 1000m (6) 11:11.71 34.36 1050m (6) 11:46.59 34.88 1100m (6) 12:21.44 34.85 1150m (6) 12:56.00 34.56 1200m (6) 13:30.48 34.48				
		1250m (6) 14:05.93 35.45 1300m (6) 14:40.33 34.40 1350m (6) 15:15.47 35.14 1400m (6) 15:50.13 34.66 1450m (6) 16:24.71 34.58				

Legend

WR	World Record	=WR	Equal World Record	PR	Panam Games Record	=PR	Equal Panam Games Record
R.T.	Reaction Time	DSQ	Disqualified	DNF	Did not Finish	DNS	Did not Start



Aquatic Park
Parque Acuático
Parque Acuático

Swimming
Natação / Natación

Men's 1500m Freestyle
1500m Libre Masculino / 1500m Libre Masculino

20 JUL 2007
19:59

Heats - Heat 3

Séries - Heat 3 / Series - Heat 3

Results

Resultados / Resultados

WR	14:34.56	54.19 4:48.82 8:43.05 12:38.51	1:52.45 5:47.45 9:41.78 13:37.89	2:51.29 6:45.96 10:40.56	3:50.18 7:44.47 11:39.51	HACKETT Grant	AUS	Fukuoka (JPN)	29 JUL 2001
PR	15:13.90					BRUNER Carlton	USA	Mer Del Plata (ARG)	17 MAR 1995

Heat 3 of 3

Event No. 30

Rank	Lane	Name	NOC Code			R.T.	Time	Time Behind	
1	5	PETERSON Charles	USA			0.83	15:12.33		PR
	50m (6) 28.40	100m (3) 58.37 29.97	150m (1) 1:27.92 29.55	200m (1) 1:58.09 30.17	250m (1) 2:28.39 30.30	300m (1) 2:58.72 30.33	350m (1) 3:28.99 30.27	400m (1) 3:59.38 30.39	
	450m (1) 4:29.66 30.28	500m (1) 5:00.03 30.37	550m (1) 5:30.38 30.35	600m (1) 6:00.92 30.54	650m (1) 6:31.40 30.48	700m (1) 7:01.96 30.56	750m (1) 7:32.52 30.56	800m (1) 8:03.09 30.57	
	850m (1) 8:33.29 30.20	900m (1) 9:03.93 30.64	950m (1) 9:34.54 30.61	1000m (1) 10:05.26 30.72	1050m (1) 10:35.92 30.66	1100m (1) 11:06.63 30.71	1150m (1) 11:37.30 30.67	1200m (1) 12:08.10 30.80	
	1250m (1) 12:38.79 30.69	1300m (1) 13:09.73 30.94	1350m (1) 13:40.48 30.75	1400m (1) 14:11.61 31.13	1450m (1) 14:42.35 30.74		29.98		
2	3	MONASTERIO Ricardo	VEN			0.77	15:23.28		10.95
	50m (3) 28.06	100m (2) 58.26 30.20	150m (3) 1:28.73 30.47	200m (3) 1:59.10 30.37	250m (3) 2:29.48 30.38	300m (3) 2:59.94 30.46	350m (3) 3:30.55 30.61	400m (3) 4:01.08 30.53	
	450m (3) 4:31.60 30.52	500m (3) 5:02.50 30.90	550m (3) 5:33.33 30.83	600m (3) 6:04.54 31.21	650m (3) 6:35.39 30.85	700m (3) 7:06.62 31.23	750m (3) 7:37.69 31.07	800m (2) 8:08.83 31.14	
	850m (2) 8:39.77 30.94	900m (2) 9:10.92 31.15	950m (2) 9:42.08 31.16	1000m (2) 10:13.14 31.06	1050m (2) 10:44.33 31.19	1100m (2) 11:15.47 31.14	1150m (2) 11:46.96 31.49	1200m (2) 12:18.14 31.18	
	1250m (2) 12:49.61 31.47	1300m (2) 13:20.67 31.06	1350m (2) 13:52.14 31.47	1400m (2) 14:23.21 31.07	1450m (2) 14:53.90 30.69		29.38		
3	7	MAITLAND Kier	CAN			0.82	15:25.28		12.95
	50m (7) 28.47	100m (8) 59.56 31.09	150m (8) 1:30.05 30.49	200m (7) 2:01.11 31.06	250m (6) 2:31.58 30.47	300m (6) 3:02.77 31.19	350m (6) 3:33.82 31.05	400m (6) 4:04.94 31.12	
	450m (5) 4:35.70 30.76	500m (5) 5:06.90 31.20	550m (5) 5:37.62 30.72	600m (5) 6:08.87 31.25	650m (5) 6:39.87 31.00	700m (5) 7:11.02 31.15	750m (5) 7:42.18 31.16	800m (4) 8:13.47 31.29	
	850m (4) 8:44.95 31.48	900m (4) 9:16.16 31.21	950m (4) 9:47.05 30.89	1000m (4) 10:18.18 31.13	1050m (4) 10:48.77 30.59	1100m (4) 11:20.07 31.30	1150m (3) 11:50.71 30.64	1200m (3) 12:21.60 30.89	
	1250m (3) 12:51.96 30.36	1300m (3) 13:23.02 31.06	1350m (3) 13:53.52 30.50	1400m (3) 14:24.79 31.27	1450m (3) 14:55.44 30.65		29.84		
4	4	MARGALIS Robert	USA			0.68	15:34.49		22.16
	50m (1) 27.87	100m (1) 57.96 30.09	150m (2) 1:28.42 30.46	200m (2) 1:58.54 30.12	250m (2) 2:28.96 30.42	300m (2) 2:59.36 30.40	350m (2) 3:30.20 30.84	400m (2) 4:00.63 30.43	
	450m (2) 4:31.12 30.49	500m (2) 5:01.85 30.73	550m (2) 5:32.90 31.05	600m (2) 6:03.84 30.94	650m (2) 6:34.88 31.04	700m (2) 7:06.08 31.20	750m (2) 7:37.44 31.36	800m (3) 8:08.89 31.45	
	850m (3) 8:40.31 31.42	900m (3) 9:11.78 31.47	950m (3) 9:43.47 31.69	1000m (3) 10:15.25 31.78	1050m (3) 10:46.92 31.67	1100m (3) 11:18.87 31.95	1150m (4) 11:51.06 32.19	1200m (4) 12:23.44 32.38	
	1250m (4) 12:54.91 31.47	1300m (4) 13:27.60 32.69	1350m (4) 13:59.68 32.08	1400m (4) 14:31.80 32.12	1450m (4) 15:03.67 31.87		30.82		
5	6	ARAPIRACA Luis	BRA			0.78	15:39.32		26.99
	50m (8) 29.07	100m (7) 59.54 30.47	150m (6) 1:30.01 30.47	200m (5) 2:00.52 30.51	250m (5) 2:31.15 30.63	300m (4) 3:01.94 30.79	350m (4) 3:32.79 30.85	400m (4) 4:03.73 30.94	
	450m (4) 4:34.53 30.80	500m (4) 5:05.42 30.89	550m (4) 5:36.62 31.20	600m (4) 6:07.41 30.79	650m (4) 6:38.81 31.40	700m (4) 7:10.11 31.30	750m (4) 7:41.85 31.74	800m (5) 8:13.55 31.70	
	850m (5) 8:45.31 31.76	900m (5) 9:16.97 31.66	950m (5) 9:48.32 31.35	1000m (5) 10:19.76 31.44	1050m (5) 10:51.57 31.81	1100m (5) 11:23.58 32.01	1150m (5) 11:55.52 31.94	1200m (5) 12:27.58 32.06	
	1250m (5) 12:59.53 31.95	1300m (5) 13:32.07 32.54	1350m (5) 14:04.36 32.29	1400m (5) 14:36.49 32.13	1450m (5) 15:08.56 32.07		30.76		
6	2	NEGREIROS Armando	BRA			0.77	15:50.23		37.90
	50m (4) 28.15	100m (4) 58.70 30.55	150m (4) 1:29.43 30.73	200m (4) 2:00.29 30.86	250m (4) 2:31.05 30.76	300m (5) 3:02.22 31.17	350m (5) 3:33.40 31.18	400m (5) 4:04.69 31.29	
	450m (6) 4:35.80 31.11	500m (6) 5:07.40 31.60	550m (6) 5:38.95 31.55	600m (6) 6:10.58 31.63	650m (6) 6:42.51 31.93	700m (6) 7:14.33 31.82	750m (6) 7:45.97 31.64	800m (6) 8:18.02 32.05	
	850m (6) 8:50.05 32.03	900m (6) 9:22.17 32.12	950m (6) 9:54.52 32.35	1000m (6) 10:27.13 32.61	1050m (6) 10:59.66 32.53	1100m (6) 11:32.54 32.88	1150m (6) 12:05.18 32.64	1200m (6) 12:37.86 32.68	
	1250m (6) 13:10.52 32.66	1300m (6) 13:43.16 32.64	1350m (6) 14:15.11 31.95	1400m (6) 14:47.23 32.12	1450m (6) 15:19.46 32.23		30.77		
7	1	LOPEZ RAMOS Ivan de Jesus	MEX			0.81	15:55.35		43.02
	50m (2) 28.04	100m (5) 58.89 30.85	150m (5) 1:29.71 30.82	200m (6) 2:00.73 31.02	250m (7) 2:31.68 30.95	300m (7) 3:02.94 31.26	350m (7) 3:34.27 31.33	400m (7) 4:05.59 31.32	
	450m (7) 4:37.28 31.69	500m (7) 5:08.79 31.51	550m (7) 5:40.49 31.70	600m (7) 6:12.38 31.89	650m (7) 6:44.23 31.85	700m (7) 7:16.25 32.02	750m (7) 7:48.34 32.09	800m (7) 8:20.12 31.78	
	850m (7) 8:52.34 32.22	900m (7) 9:24.45 32.11	950m (7) 9:56.59 32.14	1000m (7) 10:28.72 32.13	1050m (7) 11:01.30 32.58	1100m (7) 11:33.66 32.36	1150m (7) 12:05.84 32.18	1200m (7) 12:38.79 32.95	
	1250m (7) 13:11.18 32.39	1300m (7) 13:44.29 33.11	1350m (7) 14:16.92 32.63	1400m (7) 14:50.02 33.10	1450m (7) 15:23.26 33.24		32.09		



Aquatic Park
Parque Acuático
Parque Acuático

20 JUL 2007
19:59

Swimming

Natação / Natación

Men's 1500m Freestyle

1500m Libre Masculino / 1500m Libre Masculino

Heats - Heat 3

Séries - Heat 3 / Series - Heat 3

Results

Resultados / Resultados

8	8	PAZ Esteban	ARG	0.83	16:02.51	50.18	
50m (5) 28.39	100m (6) 59.24 30.85	150m (7) 1:30.04 30.80	200m (8) 2:01.33 31.29	250m (8) 2:32.12 30.79	300m (8) 3:03.54 31.42	350m (8) 3:34.70 31.16	400m (8) 4:06.41 31.71
450m (8) 4:38.09 31.68	500m (8) 5:10.24 32.15	550m (8) 5:41.76 31.52	600m (8) 6:13.96 32.20	650m (8) 6:45.87 31.91	700m (8) 7:18.50 32.63	750m (8) 7:50.69 32.19	800m (8) 8:23.25 32.56
850m (8) 8:55.52 32.27	900m (8) 9:28.45 32.93	950m (8) 10:01.32 32.87	1000m (8) 10:34.16 32.84	1050m (8) 11:06.71 32.55	1100m (8) 11:39.89 33.18	1150m (8) 12:12.84 32.95	1200m (8) 12:46.00 33.16
1250m (8) 13:19.02 33.02	1300m (8) 13:52.29 33.27	1350m (8) 14:24.96 32.67	1400m (8) 14:58.24 33.28	1450m (8) 15:30.85 32.61	31.66		

Legend

WR World Record
R.T. Reaction Time

=WR Equal World Record
DSQ Disqualified

PR Panam Games Record
DNF Did not Finish

=PR Equal Panam Games Record
DNS Did not Start



Aquatic Park
Parque Acuático
Parque Acuático

Swimming
Natação / Natación

Men's 1500m Freestyle
1500m Livre Masculino / 1500m Libre Masculino

20 JUL 2007
19:59

Heats
Séries / Series

Results Summary

Resumo dos Resultados / Resumen de Resultados

WR	14:34.56	54.19 4:48.82 8:43.05 12:38.51	1:52.45 5:47.45 9:41.78 13:37.89	2:51.29 6:45.96 10:40.56 30.75	3:50.18 7:44.47 11:39.51 30.61	HACKETT Grant	AUS	Fukuoka (JPN)	29 JUL 2001
PR	15:13.90					BRUNER Carlton	USA	Mer Del Plata (ARG)	17 MAR 1995

Heats

Event No. 30

Rank	Heat	Lane	Name	NOC Code	R.T.	Time	Time Behind	
1	3	5	PETERSON Charles	USA	0.83	15:12.33		PR
	50m 28.40	100m 58.37 29.97	150m 1:27.92 29.55	200m 1:58.09 30.17	250m 2:28.39 30.30	300m 2:58.72 30.33	350m 3:28.99 30.27	400m 3:59.38 30.39
	450m 4:29.66 30.28	500m 5:00.03 30.37	550m 5:30.38 30.35	600m 6:00.92 30.54	650m 6:31.40 30.48	700m 7:01.96 30.56	750m 7:32.52 30.56	800m 8:03.09 30.57
	850m 8:33.29 30.20	900m 9:03.93 30.64	950m 9:34.54 30.61	1000m 10:05.26 30.72	1050m 10:35.92 30.66	1100m 11:06.63 30.71	1150m 11:37.30 30.67	1200m 12:08.10 30.80
	1250m 12:38.79 30.69	1300m 13:09.73 30.94	1350m 13:40.48 30.75	1400m 14:11.61 31.13	1450m 14:42.35 30.74	29.98		
2	3	3	MONASTERIO Ricardo	VEN	0.77	15:23.28	10.95	
	50m 28.06	100m 58.26 30.20	150m 1:28.73 30.47	200m 1:59.10 30.37	250m 2:29.48 30.38	300m 2:59.94 30.46	350m 3:30.55 30.61	400m 4:01.08 30.53
	450m 4:31.60 30.52	500m 5:02.50 30.90	550m 5:33.33 30.83	600m 6:04.54 31.21	650m 6:35.39 30.85	700m 7:06.62 31.23	750m 7:37.69 31.07	800m 8:08.83 31.14
	850m 8:39.77 30.94	900m 9:10.92 31.15	950m 9:42.08 31.16	1000m 10:13.14 31.06	1050m 10:44.33 31.19	1100m 11:15.47 31.14	1150m 11:46.96 31.49	1200m 12:18.14 31.18
	1250m 12:49.61 31.47	1300m 13:20.67 31.06	1350m 13:52.14 31.47	1400m 14:23.21 31.07	1450m 14:53.90 30.69	29.38		
3	3	7	MAITLAND Kier	CAN	0.82	15:25.28	12.95	
	50m 28.47	100m 59.56 31.09	150m 1:30.05 30.49	200m 2:01.11 31.06	250m 2:31.58 30.47	300m 3:02.77 31.19	350m 3:33.82 31.05	400m 4:04.94 31.12
	450m 4:35.70 30.76	500m 5:06.90 31.20	550m 5:37.62 30.72	600m 6:08.87 31.25	650m 6:39.87 31.00	700m 7:11.02 31.15	750m 7:42.18 31.16	800m 8:13.47 31.29
	850m 8:44.95 31.48	900m 9:16.16 31.21	950m 9:47.05 30.89	1000m 10:18.18 31.13	1050m 10:48.77 30.59	1100m 11:20.07 31.30	1150m 11:50.71 30.64	1200m 12:21.60 30.89
	1250m 12:51.96 30.36	1300m 13:23.02 31.06	1350m 13:53.52 30.50	1400m 14:24.79 31.27	1450m 14:55.44 30.65	29.84		
4	3	4	MARGALIS Robert	USA	0.68	15:34.49	22.16	
	50m 27.87	100m 57.96 30.09	150m 1:28.42 30.46	200m 1:58.54 30.12	250m 2:28.96 30.42	300m 2:59.36 30.40	350m 3:30.20 30.84	400m 4:00.63 30.43
	450m 4:31.12 30.49	500m 5:01.85 30.73	550m 5:32.90 31.05	600m 6:03.84 30.94	650m 6:34.88 31.04	700m 7:06.08 31.20	750m 7:37.44 31.36	800m 8:08.89 31.45
	850m 8:40.31 31.42	900m 9:11.78 31.47	950m 9:43.47 31.69	1000m 10:15.25 31.78	1050m 10:46.92 31.67	1100m 11:18.87 31.95	1150m 11:51.06 32.19	1200m 12:23.44 32.38
	1250m 12:54.91 31.47	1300m 13:27.60 32.69	1350m 13:59.68 32.08	1400m 14:31.80 32.12	1450m 15:03.67 31.87	30.82		
5	3	6	ARAPIRACA Luis	BRA	0.78	15:39.32	26.99	
	50m 29.07	100m 59.54 30.47	150m 1:30.01 30.47	200m 2:00.52 30.51	250m 2:31.15 30.63	300m 3:01.94 30.79	350m 3:32.79 30.85	400m 4:03.73 30.94
	450m 4:34.53 30.80	500m 5:05.42 30.89	550m 5:36.62 31.20	600m 6:07.41 30.79	650m 6:38.81 31.40	700m 7:10.11 31.30	750m 7:41.85 31.74	800m 8:13.55 31.70
	850m 8:45.31 31.76	900m 9:16.97 31.66	950m 9:48.32 31.35	1000m 10:19.76 31.44	1050m 10:51.57 31.81	1100m 11:23.58 32.01	1150m 11:55.52 31.94	1200m 12:27.58 32.06
	1250m 12:59.53 31.95	1300m 13:32.07 32.54	1350m 14:04.36 32.29	1400m 14:36.49 32.13	1450m 15:08.56 32.07	30.76		
6	2	5	DELGADILLO Daniel	MEX	0.70	15:42.86	30.53	
	50m 29.10	100m 1:00.23 31.13	150m 1:31.71 31.48	200m 2:03.19 31.48	250m 2:34.88 31.69	300m 3:06.50 31.62	350m 3:38.48 31.98	400m 4:10.04 31.56
	450m 4:41.98 31.94	500m 5:13.70 31.72	550m 5:45.28 31.58	600m 6:16.54 31.26	650m 6:47.86 31.32	700m 7:19.08 31.22	750m 7:50.25 31.17	800m 8:21.83 31.58
	850m 8:53.43 31.60	900m 9:25.33 31.90	950m 9:56.90 31.57	1000m 10:28.97 32.07	1050m 11:01.15 32.18	1100m 11:33.29 32.14	1150m 12:05.64 32.35	1200m 12:37.31 31.67
	1250m 13:08.61 31.30	1300m 13:39.56 30.95	1350m 14:10.45 30.89	1400m 14:41.51 31.06	1450m 15:12.59 31.08	30.27		
7	2	4	PEREYRA Juan Martin	ARG	0.97	15:45.96	33.63	
	50m 28.58	100m 1:00.17 31.59	150m 1:31.99 31.82	200m 2:03.71 31.72	250m 2:35.18 31.47	300m 3:06.90 31.72	350m 3:38.29 31.39	400m 4:10.16 31.87
	450m 4:41.95 31.79	500m 5:13.92 31.97	550m 5:45.66 31.74	600m 6:17.48 31.82	650m 6:48.88 31.40	700m 7:20.51 31.63	750m 7:51.84 31.33	800m 8:23.85 32.01
	850m 8:55.11 31.26	900m 9:27.03 31.92	950m 9:58.33 31.30	1000m 10:30.14 31.81	1050m 11:01.64 31.50	1100m 11:33.72 32.08	1150m 12:05.27 31.55	1200m 12:37.49 32.22
	1250m 13:09.13 31.64	1300m 13:40.96 31.83	1350m 14:12.50 31.54	1400m 14:44.23 31.73	1450m 15:15.04 30.81	30.92		



Aquatic Park
Parque Acuático
Parque Acuático

Swimming
Natação / Natación

Men's 1500m Freestyle
1500m Livre Masculino / 1500m Libre Masculino

20 JUL 2007
19:59

Heats
Séries / Series

Results Summary

Resumo dos Resultados / Resumen de Resultados

Heats										Event No. 30
Rank	Heat	Lane	Name	NOC Code	R.T.	Time	Time Behind			
8	3	2	NEGREIROS Armando	BRA	0.77	15:50.23	37.90			
	50m 28.15	100m 58.70 30.55	150m 1:29.43 30.73	200m 2:00.29 30.86	250m 2:31.05 30.76	300m 3:02.22 31.17	350m 3:33.40 31.18	400m 4:04.69 31.29		
	450m 4:35.80 31.11	500m 5:07.40 31.60	550m 5:38.95 31.55	600m 6:10.58 31.63	650m 6:42.51 31.93	700m 7:14.33 31.82	750m 7:45.97 31.64	800m 8:18.02 32.05		
	850m 8:50.05 32.03	900m 9:22.17 32.12	950m 9:54.52 32.35	1000m 10:27.13 32.61	1050m 10:59.66 32.53	1100m 11:32.54 32.88	1150m 12:05.18 32.64	1200m 12:37.86 32.68		
	1250m 13:10.52 32.66	1300m 13:43.16 32.64	1350m 14:15.11 31.95	1400m 14:47.23 32.12	1450m 15:19.46 32.23	30.77				
9	3	1	LOPEZ RAMOS Ivan de Jesus	MEX	0.81	15:55.35	43.02			
	50m 28.04	100m 58.89 30.85	150m 1:29.71 30.82	200m 2:00.73 31.02	250m 2:31.68 30.95	300m 3:02.94 31.26	350m 3:34.27 31.33	400m 4:05.59 31.32		
	450m 4:37.28 31.69	500m 5:08.79 31.51	550m 5:40.49 31.70	600m 6:12.38 31.89	650m 6:44.23 31.85	700m 7:16.25 32.02	750m 7:48.34 32.09	800m 8:20.12 31.78		
	850m 8:52.34 32.22	900m 9:24.45 32.11	950m 9:56.59 32.14	1000m 10:28.72 32.13	1050m 11:01.30 32.58	1100m 11:33.66 32.36	1150m 12:05.84 32.18	1200m 12:38.79 32.95		
	1250m 13:11.18 32.39	1300m 13:44.29 33.11	1350m 14:16.92 32.63	1400m 14:50.02 33.10	1450m 15:23.26 33.24	32.09				
10	2	2	PENAILILLO Roberto	CHI	0.84	15:57.04	44.71			
	50m 28.91	100m 1:00.10 31.19	150m 1:31.43 31.33	200m 2:03.29 31.86	250m 2:35.14 31.85	300m 3:07.06 31.92	350m 3:39.22 32.16	400m 4:11.52 32.30		
	450m 4:43.65 32.13	500m 5:15.81 32.16	550m 5:47.78 31.97	600m 6:20.11 32.33	650m 6:52.00 31.89	700m 7:24.04 32.04	750m 7:55.93 31.89	800m 8:28.10 32.17		
	850m 9:00.15 32.05	900m 9:32.36 32.21	950m 10:04.51 32.15	1000m 10:36.92 32.41	1050m 11:09.47 32.55	1100m 11:41.75 32.28	1150m 12:14.06 32.31	1200m 12:46.66 32.60		
	1250m 13:18.76 32.10	1300m 13:51.07 32.31	1350m 14:23.14 32.07	1400m 14:55.46 32.32	1450m 15:27.19 31.73	29.85				
11	1	4	MARCUS Evan	GUA	0.72	16:01.36	49.03			
	50m 28.93	100m 1:00.54 31.61	150m 1:31.95 31.41	200m 2:04.18 32.23	250m 2:35.44 31.26	300m 3:07.26 31.82	350m 3:38.59 31.33	400m 4:10.58 31.99		
	450m 4:42.13 31.55	500m 5:14.10 31.97	550m 5:45.80 31.70	600m 6:17.74 31.94	650m 6:49.60 31.86	700m 7:21.73 32.13	750m 7:53.60 31.87	800m 8:25.92 32.32		
	850m 8:58.03 32.11	900m 9:30.59 32.56	950m 10:02.97 32.38	1000m 10:35.56 32.59	1050m 11:08.04 32.48	1100m 11:40.60 32.56	1150m 12:13.19 32.59	1200m 12:45.67 32.48		
	1250m 13:18.12 32.45	1300m 13:50.76 32.64	1350m 14:23.47 32.71	1400m 14:56.33 32.86	1450m 15:29.32 32.99	32.04				
12	3	8	PAZ Esteban	ARG	0.83	16:02.51	50.18			
	50m 28.39	100m 59.24 30.85	150m 1:30.04 30.80	200m 2:01.33 31.29	250m 2:32.12 30.79	300m 3:03.54 31.42	350m 3:34.70 31.16	400m 4:06.41 31.71		
	450m 4:38.09 31.68	500m 5:10.24 32.15	550m 5:41.76 31.52	600m 6:13.96 32.20	650m 6:45.87 31.91	700m 7:18.50 32.63	750m 7:50.69 32.19	800m 8:23.25 32.56		
	850m 8:55.52 32.27	900m 9:28.45 32.93	950m 10:01.32 32.87	1000m 10:34.16 32.84	1050m 11:06.71 32.55	1100m 11:39.89 33.18	1150m 12:12.84 32.95	1200m 12:46.00 33.16		
	1250m 13:19.02 33.02	1300m 13:52.29 33.27	1350m 14:24.96 32.67	1400m 14:58.24 33.28	1450m 15:30.85 32.61	31.66				
13	2	3	MALDONADO Erwin	VEN	0.77	16:10.79	58.46			
	50m 29.33	100m 1:01.08 31.75	150m 1:32.47 31.39	200m 2:04.30 31.83	250m 2:35.91 31.61	300m 3:07.72 31.81	350m 3:39.41 31.69	400m 4:11.39 31.98		
	450m 4:42.44 31.05	500m 5:14.46 32.02	550m 5:46.13 31.67	600m 6:18.43 32.30	650m 6:50.00 31.57	700m 7:22.57 32.57	750m 7:54.56 31.99	800m 8:27.49 32.93		
	850m 8:59.92 32.43	900m 9:33.25 33.33	950m 10:05.62 32.37	1000m 10:39.08 33.46	1050m 11:12.20 33.12	1100m 11:45.47 33.27	1150m 12:19.27 33.80	1200m 12:52.84 33.57		
	1250m 13:25.49 32.65	1300m 13:59.80 34.31	1350m 14:33.11 33.31	1400m 15:06.50 33.39	1450m 15:39.65 33.15	31.14				
14	1	5	MONTOYA Mario Enrique	CRC	0.76	16:29.19	1:16.86			
	50m 28.80	100m 1:00.81 32.01	150m 1:32.31 31.50	200m 2:04.45 32.14	250m 2:36.04 31.59	300m 3:07.73 31.69	350m 3:39.35 31.62	400m 4:11.43 32.08		
	450m 4:43.58 32.15	500m 5:15.96 32.38	550m 5:48.55 32.59	600m 6:21.73 33.18	650m 6:55.04 33.31	700m 7:28.36 33.32	750m 8:01.68 33.32	800m 8:35.68 34.00		
	850m 9:09.06 33.38	900m 9:42.95 33.89	950m 10:16.23 33.28	1000m 10:50.33 34.10	1050m 11:24.15 33.82	1100m 11:58.19 34.04	1150m 12:32.26 34.07	1200m 13:06.24 33.98		
	1250m 13:39.81 33.57	1300m 14:14.03 34.22	1350m 14:48.45 34.42	1400m 15:22.22 33.77	1450m 15:56.96 34.74	32.23				



Aquatic Park
Parque Acuático
Parque Acuático

20 JUL 2007
19:59

Swimming

Natação / Natación

Men's 1500m Freestyle

1500m Libre Masculino / 1500m Libre Masculino

Heats

Séries / Series

Results Summary

Resumo dos Resultados / Resumen de Resultados

Heats

Event No. 30

Rank	Heat	Lane	Name	NOC Code	R.T.	Time	Time Behind	
15	2	7	GUZMAN Benjamin	CHI	0.82	16:34.57	1:22.24	
	50m 30.18 32.81	100m 1:02.17 31.99	150m 1:34.12 31.95	200m 2:06.22 32.10	250m 2:38.61 32.39	300m 3:11.06 32.45	350m 3:43.64 32.58	400m 4:16.29 32.65
	450m 4:49.10 32.81	500m 5:22.22 33.12	550m 5:55.22 33.00	600m 6:28.38 33.16	650m 7:01.55 33.17	700m 7:34.93 33.38	750m 8:08.33 33.40	800m 8:41.94 33.61
	850m 9:15.60 33.66	900m 9:49.34 33.74	950m 10:22.97 33.63	1000m 10:56.67 33.70	1050m 11:30.38 33.71	1100m 12:04.08 33.70	1150m 12:38.00 33.92	1200m 13:11.86 33.86
	1250m 13:45.69 33.83	1300m 14:19.74 34.05	1350m 14:53.78 34.04	1400m 15:27.94 34.16	1450m 16:01.73 33.79			
16	2	6	YNTEMA Douwe	ESA	0.78	16:57.07	1:44.74	
	50m 30.49 32.28	100m 1:02.77 32.28	150m 1:35.17 32.40	200m 2:07.81 32.64	250m 2:40.53 32.72	300m 3:13.29 32.76	350m 3:46.70 33.41	400m 4:19.72 33.02
	450m 4:53.57 33.85	500m 5:27.09 33.52	550m 6:01.36 34.27	600m 6:35.21 33.85	650m 7:09.93 34.72	700m 7:44.04 34.11	750m 8:18.95 34.91	800m 8:53.14 34.19
	850m 9:27.79 34.65	900m 10:02.27 34.48	950m 10:37.35 35.08	1000m 11:11.71 34.36	1050m 11:46.59 34.88	1100m 12:21.44 34.85	1150m 12:56.00 34.56	1200m 13:30.48 34.48
	1250m 14:05.93 35.45	1300m 14:40.33 34.40	1350m 15:15.47 35.14	1400m 15:50.13 34.66	1450m 16:24.71 34.58			
17	1	3	LAGOS Juan	HON	0.77	17:07.88	1:55.55	
	50m 30.15 34.67	100m 1:04.82 34.67	150m 1:39.55 34.73	200m 2:14.22 34.67	250m 2:48.43 34.21	300m 3:23.13 34.70	350m 3:58.09 34.96	400m 4:33.63 35.54
	450m 5:09.47 35.84	500m 5:45.25 35.78	550m 6:20.73 35.48	600m 6:56.24 35.51	650m 7:31.39 35.15	700m 8:06.31 34.92	750m 8:40.52 34.21	800m 9:14.54 34.02
	850m 9:48.96 34.42	900m 10:22.83 33.87	950m 10:57.15 34.32	1000m 11:31.27 34.12	1050m 12:05.43 34.16	1100m 12:39.28 33.85	1150m 13:13.15 33.87	1200m 13:46.86 33.71
	1250m 14:20.86 34.00	1300m 14:54.56 33.70	1350m 15:28.40 33.84	1400m 16:02.15 33.75	1450m 16:35.46 33.31			

Legend

WR World Record
R.T. Reaction Time

=WR Equal World Record
DSQ Disqualified

PR Panam Games Record
DNF Did not Finish

=PR Equal Panam Games Record
DNS Did not Start



Aquatic Park
Parque Acuático
Parque Acuático

22 JUL 2007
10:05

Swimming
Natação / Natación

Men's 100m Backstroke
100m Costas Masculino / 100m Espalda Masculino

Final - Heat 1
Finais - Heat 1 / Finales - Heat 1

Results

Resultados / Resultados

WR	52.98	25.80	PEIRSOL Aaron	USA	Melbourne (AUS)	27 MAR 2007
PR	54.74		ROUSE Jeff	USA	Mer Del Plata (ARG)	16 MAR 1995

Final

Event No. 29

Rank	Lane	Name	NOC	R.T.	50m	Time	Time	
			Code				Behind	
1	5	BAL Randall	USA	0.63	(1) 25.39	53.66 28.27		PR
2	3	MARSHALL Peter	USA	0.72	(2) 26.39	54.64 28.25	0.98	
3	6	PEREIRA Thiago	BRA	0.62	(3) 26.53	54.75 28.22	1.09	
4	4	WOLLACH Pascal	CAN	0.61	(5) 26.94	55.91 28.97	2.25	
5	7	GUEDES Leonardo	BRA	0.67	(8) 27.33	56.13 28.80	2.47	
6	8	SACCO Thomas Anthony	CAN	0.59	(4) 26.92	56.22 29.30	2.56	
7	2	PINZON GARCIA Omar Pinzon	COL	0.53	(6) 27.11	56.26 29.15	2.60	
8	1	NECKLES Nicholas Alfred	BAR	0.60	(6) 27.11	56.36 29.25	2.70	

Legend

WR World Record =WR Equal World Record PR Panam Games Record =PR Equal Panam Games Record
R.T. Reaction Time DSQ Disqualified DNF Did not Finish DNS Did not Start



Aquatic Park
Parque Acuático
Parque Acuático

21 JUL 2007
10:00

Swimming

Natação / Natación

Men's 100m Backstroke

100m Costas Masculino / 100m Espalda Masculino

Semifinals - Heat 1

Semifinais - Heat 1 / Semifinales - Heat 1

Results

Resultados / Resultados

WR	52.98	25.80	PEIRSOL Aaron	USA	Melbourne (AUS)	27 MAR 2007
PR	54.74		ROUSE Jeff	USA	Mer Del Plata (ARG)	16 MAR 1995

Semifinal 1 of 2

Event No. 29

Rank	Lane	Name	NOC	R.T.	50m	Time	Time	
			Code				Behind	
1	4	WOLLACH Pascal	CAN	0.63	(1) 26.74	55.78 29.04		
2	5	PEREIRA Thiago	BRA	0.68	(3) 27.42	56.19 28.77	0.41	
3	6	GUEDES Leonardo	BRA	0.61	(4) 27.58	56.37 28.79	0.59	
4	3	NECKLES Nicholas Alfred	BAR	0.60	(2) 27.30	56.41 29.11	0.63	
5	2	BELZA Joaquin	ARG	0.68	(6) 28.48	57.69 29.21	1.91	
6	7	BOVELL NICHOLAS	TRI	0.68	(5) 28.27	57.98 29.71	2.20	
7	1	MEDEL Pedro	CUB	0.71	(8) 28.96	58.93 29.97	3.15	
8	8	VEZGA OLIVARES Reymer	VEN	0.63	(7) 28.50	59.05 30.55	3.27	

Legend

WR World Record =WR Equal World Record PR Panam Games Record =PR Equal Panam Games Record
R.T. Reaction Time DSQ Disqualified DNF Did not Finish DNS Did not Start



Aquatic Park
Parque Acuático
Parque Acuático

21 JUL 2007
10:00

Swimming

Natação / Natación

Men's 100m Backstroke

100m Costas Masculino / 100m Espalda Masculino

Semifinals - Heat 2

Semifinais - Heat 2 / Semifinales - Heat 2

Results

Resultados / Resultados

WR	52.98	25.80	PEIRSOL Aaron	USA	Melbourne (AUS)	27 MAR 2007
PR	54.74		ROUSE Jeff	USA	Mer Del Plata (ARG)	16 MAR 1995

Semifinal 2 of 2

Event No. 29

Rank	Lane	Name	NOC	R.T.	50m	Time	Time	
			Code				Behind	
1	4	MARSHALL Peter	USA	0.64	(1) 26.62	56.04 29.42		
1	5	BAL Randall	USA	0.64	(2) 26.80	56.04 29.24		
3	6	PINZON GARCIA Omar Pinzon	COL	0.53	(5) 27.55	56.26 28.71	0.22	
4	2	SACCO Thomas Anthony	CAN	0.60	(4) 27.22	56.60 29.38	0.56	
5	3	SUBIRATS Albert	VEN	0.62	(3) 27.10	56.80 29.70	0.76	
6	7	OTERO Eduardo German	ARG	0.70	(6) 28.07	58.31 30.24	2.27	
7	1	BAYATA VILLA Enrique	MEX	0.58	(7) 28.48	58.75 30.27	2.71	
8	8	RODRIGUEZ David	CUB	0.57	(8) 29.15	59.56 30.41	3.52	

Legend

WR World Record =WR Equal World Record PR Panam Games Record =PR Equal Panam Games Record
R.T. Reaction Time DSQ Disqualified DNF Did not Finish DNS Did not Start



Aquatic Park
Parque Acuático
Parque Acuático

21 JUL 2007
10:00

Swimming

Natação / Natación

Men's 100m Backstroke

100m Costas Masculino / 100m Espalda Masculino

Semifinals

Semifinais / Semifinales

Results Summary

Resumo dos Resultados / Resumen de Resultados

WR	52.98	25.80	PEIRSOL Aaron	USA	Melbourne (AUS)	27 MAR 2007
PR	54.74		ROUSE Jeff	USA	Mer Del Plata (ARG)	16 MAR 1995

Semifinals

Event No. 29

Rank	Heat	Lane	Name	NOC Code	R.T.	50m	Time	Time Behind	
1	1	4	WOLLACH Pascal	CAN	0.63	26.74	55.78 29.04		
2	2	5	BAL Randall	USA	0.64	26.80	56.04 29.24	0.26	
2	2	4	MARSHALL Peter	USA	0.64	26.62	56.04 29.42	0.26	
4	1	5	PEREIRA Thiago	BRA	0.68	27.42	56.19 28.77	0.41	
5	2	6	PINZON GARCIA Omar Pinzon	COL	0.53	27.55	56.26 28.71	0.48	
6	1	6	GUEDES Leonardo	BRA	0.61	27.58	56.37 28.79	0.59	
7	1	3	NECKLES Nicholas Alfred	BAR	0.60	27.30	56.41 29.11	0.63	
8	2	2	SACCO Thomas Anthony	CAN	0.60	27.22	56.60 29.38	0.82	
9	2	3	SUBIRATS Albert	VEN	0.62	27.10	56.80 29.70	1.02	
10	1	2	BELZA Joaquin	ARG	0.68	28.48	57.69 29.21	1.91	
11	1	7	BOVELL NICHOLAS	TRI	0.68	28.27	57.98 29.71	2.20	
12	2	7	OTERO Eduardo German	ARG	0.70	28.07	58.31 30.24	2.53	
13	2	1	BAYATA VILLA Enrique	MEX	0.58	28.48	58.75 30.27	2.97	
14	1	1	MEDEL Pedro	CUB	0.71	28.96	58.93 29.97	3.15	
15	1	8	VEZGA OLIVARES Reymer	VEN	0.63	28.50	59.05 30.55	3.27	
16	2	8	RODRIGUEZ David	CUB	0.57	29.15	59.56 30.41	3.78	

Legend

WR World Record
R.T. Reaction Time

=WR Equal World Record
DSQ Disqualified

PR Panam Games Record
DNF Did not Finish

=PR Equal Panam Games Record
DNS Did not Start



Aquatic Park
Parque Acuático
Parque Acuático

20 JUL 2007
19:50

Swimming
Natação / Natación

Men's 100m Backstroke
100m Costas Masculino / 100m Espalda Masculino

Heats - Heat 1
Séries - Heat 1 / Series - Heat 1

Results

Resultados / Resultados

WR	52.98	25.80	PEIRSOL Aaron	USA	Melbourne (AUS)	27 MAR 2007
PR	54.74		ROUSE Jeff	USA	Mer Del Plata (ARG)	16 MAR 1995

Heat 1 of 3

Event No. 29

Rank	Lane	Name	NOC	R.T.	50m	Time	Time	
			Code				Behind	
1	4	PEREIRA Thiago	BRA	0.67	(1) 27.21	56.71 29.50		
2	5	NECKLES Nicholas Alfred	BAR	0.64	(2) 27.47	56.83 29.36	0.12	
3	6	OTERO Eduardo German	ARG	0.72	(3) 27.53	57.60 30.07	0.89	
4	2	RODRIGUEZ David	CUB	0.60	(5) 29.28	59.18 29.90	2.47	
5	7	VYTHOULKAS Chris Vythoukas	BAH	0.67	(4) 28.54	59.50 30.96	2.79	
	3	BOVELL George	TRI			DNS		

Legend

WR World Record =WR Equal World Record PR Panam Games Record =PR Equal Panam Games Record
R.T. Reaction Time DSQ Disqualified DNF Did not Finish DNS Did not Start



Aquatic Park
Parque Acuático
Parque Acuático

20 JUL 2007
19:50

Swimming

Natação / Natación

Men's 100m Backstroke

100m Costas Masculino / 100m Espalda Masculino

Heats - Heat 2

Séries - Heat 2 / Series - Heat 2

Results

Resultados / Resultados

WR	52.98	25.80	PEIRSOL Aaron	USA	Melbourne (AUS)	27 MAR 2007
PR	54.74		ROUSE Jeff	USA	Mer Del Plata (ARG)	16 MAR 1995

Heat 2 of 3

Event No. 29

Rank	Lane	Name	NOC	R.T.	50m	Time	Time	
			Code				Behind	
1	4	MARSHALL Peter	USA	0.64	(1) 26.10	55.09 28.99		
2	5	SUBIRATS Albert	VEN	0.66	(2) 27.13	56.80 29.67	1.71	
3	6	PINZON GARCIA Omar Pinzon	COL	0.56	(4) 27.79	56.88 29.09	1.79	
4	3	SACCO Thomas Anthony	CAN	0.63	(3) 27.39	57.28 29.89	2.19	
5	2	BAYATA VILLA Enrique	MEX	0.64	(6) 28.66	58.71 30.05	3.62	
6	7	VEZGA OLIVARES Reymer	VEN	0.60	(5) 28.39	59.42 31.03	4.33	

Legend

WR World Record
R.T. Reaction Time

=WR Equal World Record
DSQ Disqualified

PR Panam Games Record
DNF Did not Finish

=PR Equal Panam Games Record
DNS Did not Start



Aquatic Park
Parque Acuático
Parque Acuático

20 JUL 2007
19:50

Swimming

Natação / Natación

Men's 100m Backstroke

100m Costas Masculino / 100m Espalda Masculino

Heats - Heat 3

Séries - Heat 3 / Series - Heat 3

Results

Resultados / Resultados

WR	52.98	25.80	PEIRSOL Aaron	USA	Melbourne (AUS)	27 MAR 2007
PR	54.74		ROUSE Jeff	USA	Mer Del Plata (ARG)	16 MAR 1995

Heat 3 of 3

Event No. 29

Rank	Lane	Name	NOC	R.T.	50m	Time	Time	
			Code				Behind	
1	3	WOLLACH Pascal	CAN	0.60	(1) 27.09	55.69 28.60		
2	4	BAL Randall	USA	0.62	(4) 28.02	56.31 28.29	0.62	
3	5	GUEDES Leonardo	BRA	0.65	(3) 27.92	57.15 29.23	1.46	
4	6	BELZA Joaquin	ARG	0.66	(2) 27.68	57.58 29.90	1.89	
5	7	BOVELL NICHOLAS	TRI	0.66	(5) 28.07	58.08 30.01	2.39	
6	2	MEDEL Pedro	CUB	0.67	(6) 28.88	58.92 30.04	3.23	
7	1	FRASER Brett	CAY	0.62	(7) 29.15	1:00.25 31.10	4.56	

Legend

WR World Record =WR Equal World Record PR Panam Games Record =PR Equal Panam Games Record
R.T. Reaction Time DSQ Disqualified DNF Did not Finish DNS Did not Start



Aquatic Park
Parque Acuático
Parque Acuático

20 JUL 2007
19:50

Swimming

Natação / Natación

Men's 100m Backstroke

100m Costas Masculino / 100m Espalda Masculino

Heats

Séries / Series

Results Summary

Resumo dos Resultados / Resumen de Resultados

WR	52.98	25.80	PEIRSOL Aaron	USA	Melbourne (AUS)	27 MAR 2007
PR	54.74		ROUSE Jeff	USA	Mer Del Plata (ARG)	16 MAR 1995

Heats

Event No. 29

Rank	Heat	Lane	Name	NOC Code	R.T.	50m	Time	Time Behind
1	2	4	MARSHALL Peter	USA	0.64	26.10	55.09 28.99	
2	3	3	WOLLACH Pascal	CAN	0.60	27.09	55.69 28.60	0.60
3	3	4	BAL Randall	USA	0.62	28.02	56.31 28.29	1.22
4	1	4	PEREIRA Thiago	BRA	0.67	27.21	56.71 29.50	1.62
5	2	5	SUBIRATS Albert	VEN	0.66	27.13	56.80 29.67	1.71
6	1	5	NECKLES Nicholas Alfred	BAR	0.64	27.47	56.83 29.36	1.74
7	2	6	PINZON GARCIA Omar Pinzon	COL	0.56	27.79	56.88 29.09	1.79
8	3	5	GUEDES Leonardo	BRA	0.65	27.92	57.15 29.23	2.06
9	2	3	SACCO Thomas Anthony	CAN	0.63	27.39	57.28 29.89	2.19
10	3	6	BELZA Joaquin	ARG	0.66	27.68	57.58 29.90	2.49
11	1	6	OTERO Eduardo German	ARG	0.72	27.53	57.60 30.07	2.51
12	3	7	BOVELL NICHOLAS	TRI	0.66	28.07	58.08 30.01	2.99
13	2	2	BAYATA VILLA Enrique	MEX	0.64	28.66	58.71 30.05	3.62
14	3	2	MEDEL Pedro	CUB	0.67	28.88	58.92 30.04	3.83
15	1	2	RODRIGUEZ David	CUB	0.60	29.28	59.18 29.90	4.09
16	2	7	VEZGA OLIVARES Reymer	VEN	0.60	28.39	59.42 31.03	4.33
17	1	7	VYTHOULKAS Chris Vythoulkas	BAH	0.67	28.54	59.50 30.96	4.41
18	3	1	FRASER Brett	CAY	0.62	29.15	1:00.25 31.10	5.16
	1	3	BOVELL George	TRI			DNS	

Legend

WR World Record
R.T. Reaction Time

=WR Equal World Record
DSQ Disqualified

PR Panam Games Record
DNF Did not Finish

=PR Equal Panam Games Record
DNS Did not Start



Aquatic Park
Parque Aquático
Parque Acuático

19 JUL 2007
11:09

Swimming

Natação / Natación

Men's 200m Backstroke

200m Costas Masculino / 200m Espalda Masculino

Final - Heat 1

Finais - Heat 1 / Finales - Heat 1

Results

Resultados / Resultados

WR	1:54.32	26.88	55.67	1:25.05	LOCHTE Ryan	USA	Melbourne (AUS)	30 MAR 2007
PR	1:58.78	28.32	58.29	1:28.28	CLARY Scott	USA	Rio de Janeiro (BRA)	18 JUL 2007

Final

Event No. 13

Rank	Lane	Name	NOC Code	R.T.	50m	100m	150m	Time	Time Behind	
1	7	PEREIRA Thiago	BRA	0.66	(1) 28.00	(1) 57.30 29.30	(1) 1:27.59 30.29	1:58.42 30.83		PR
2	4	CLARY Scott	USA	0.55	(6) 28.43	(4) 58.60 30.17	(3) 1:28.95 30.35	1:59.24 30.29	0.82	
3	3	SALATTA Lucas	BRA	0.64	(2) 28.17	(2) 58.13 29.96	(2) 1:28.74 30.61	1:59.51 30.77	1.09	
4	5	HAWES Matthew	CAN	0.62	(3) 28.22	(5) 58.62 30.40	(4) 1:29.64 31.02	1:59.75 30.11	1.33	
5	2	FRANCIS Charles	CAN	0.61	(8) 28.99	(7) 59.31 30.32	(5) 1:30.01 30.70	2:00.64 30.63	2.22	
6	1	PINZON GARCIA Omar Pinzon	COL	0.55	(5) 28.36	(8) 59.37 31.01	(7) 1:31.02 31.65	2:02.06 31.04	3.64	
7	6	CLARK Ian	USA	0.60	(3) 28.22	(3) 58.44 30.22	(6) 1:30.18 31.74	2:02.27 32.09	3.85	
8	8	NECKLES Nicholas Alfred	BAR	0.65	(7) 28.82	(6) 59.27 30.45	(8) 1:31.39 32.12	2:04.27 32.88	5.85	

Legend

WR World Record =WR Equal World Record PR Panam Games Record =PR Equal Panam Games Record
R.T. Reaction Time DSQ Disqualified DNF Did not Finish DNS Did not Start



Aquatic Park
Parque Aquático
Parque Acuático

18 JUL 2007
10:12

Swimming

Natação / Natación

Men's 200m Backstroke

200m Costas Masculino / 200m Espalda Masculino

Semifinals - Heat 1

Semifinais - Heat 1 / Semifinales - Heat 1

Results

Resultados / Resultados

WR	1:54.32	26.88	55.67	1:25.05	LOCHTE Ryan	USA	Melbourne (AUS)	30 MAR 2007
PR	1:59.33				COSTA Leonardo	BRA	Winnipeg (CAN)	4 AUG 1999

Semifinal 1 of 2

Event No. 13

Rank	Lane	Name	NOC Code	R.T.	50m	100m	150m	Time	Time Behind
1	5	SALATTA Lucas	BRA	0.66	(1) 28.36	(1) 58.60 30.24	(1) 1:29.13 30.53	2:00.04 30.91	
2	6	FRANCIS Charles	CAN	0.62	(5) 29.12	(3) 59.70 30.58	(2) 1:30.83 31.13	2:00.84 30.01	0.80
3	4	PEREIRA Thiago	BRA	0.67	(2) 28.53	(2) 59.29 30.76	(3) 1:30.86 31.57	2:02.60 31.74	2.56
4	3	NECKLES Nicholas Alfred	BAR	0.63	(4) 29.05	(5) 1:00.63 31.58	(4) 1:32.09 31.46	2:03.60 31.51	3.56
5	7	MEDEL Pedro	CUB	0.69	(7) 31.14	(6) 1:02.72 31.58	(6) 1:34.77 32.05	2:06.59 31.82	6.55
6	2	BELZA Joaquin	ARG	0.68	(3) 28.81	(4) 1:00.29 31.48	(5) 1:32.61 32.32	2:06.85 34.24	6.81
7	1	FRASER Brett	CAY	0.62	(6) 29.79	(7) 1:02.96 33.17	(7) 1:35.20 32.24	2:07.23 32.03	7.19

Legend			
WR	World Record	=WR	Equal World Record
AF	African Record	=AF	Equal African Record
AS	Asian Record	=AS	Equal Asian Record
OC	Oceania Record	=OC	Equal Oceania Record
R.T.	Reaction Time	DSQ	Disqualified
		OR	Olympic Record
		AM	Americas Record
		EU	European Record
		DNF	Did not Finish
		=OR	Equal Olympic Record
		=AM	Equal Americas Record
		=EU	Equal European Record
		DNS	Did not Start



Aquatic Park
Parque Acuático
Parque Acuático

18 JUL 2007
10:12

Swimming

Natação / Natación

Men's 200m Backstroke

200m Costas Masculino / 200m Espalda Masculino

Semifinals - Heat 2

Semifinais - Heat 2 / Semifinales - Heat 2

Results

Resultados / Resultados

WR	1:54.32	26.88	55.67	1:25.05	LOCHTE Ryan	USA	Melbourne (AUS)	30 MAR 2007
PR	1:59.33				COSTA Leonardo	BRA	Winnipeg (CAN)	4 AUG 1999

Semifinal 2 of 2

Event No. 13

Rank	Lane	Name	NOC Code	R.T.	50m	100m	150m	Time	Time Behind	
1	3	CLARY Scott	USA	0.59	(2) 28.32	(2) 58.29 29.97	(1) 1:28.28 29.99	1:58.78 30.50		PR
2	4	HAWES Matthew	CAN	0.62	(1) 28.22	(1) 58.02 29.80	(2) 1:28.42 30.40	1:59.29 30.87	0.51	
3	6	CLARK Ian	USA	0.64	(4) 28.70	(3) 59.29 30.59	(3) 1:30.67 31.38	2:00.61 29.94	1.83	
4	2	ALLY Bradley	BAR	0.67	(3) 28.53	(4) 59.45 30.92	(4) 1:30.88 31.43	2:02.71 31.83	3.93	
5	5	PINZON GARCIA Omar Pinzon	COL	0.56	(5) 29.27	(5) 1:00.67 31.40	(5) 1:32.11 31.44	2:03.25 31.14	4.47	
6	7	RODRIGUEZ David	CUB	0.56	(7) 30.01	(7) 1:02.03 32.02	(7) 1:35.42 33.39	2:07.74 32.32	8.96	
7	1	VEZGA OLIVARES Reymer	VEN	0.61	(6) 29.49	(6) 1:01.37 31.88	(6) 1:33.94 32.57	2:09.45 35.51	10.67	
8	8	LOCKE Kieran	ISV	0.60	(8) 30.20	(8) 1:03.04 32.84	(8) 1:36.98 33.94	2:10.53 33.55	11.75	

Legend			
WR	World Record	=WR	Equal World Record
AF	African Record	=AF	Equal African Record
AS	Asian Record	=AS	Equal Asian Record
OC	Oceania Record	=OC	Equal Oceania Record
R.T.	Reaction Time	DSQ	Disqualified
		OR	Olympic Record
		AM	Americas Record
		EU	European Record
		DNF	Did not Finish
		=OR	Equal Olympic Record
		=AM	Equal Americas Record
		=EU	Equal European Record
		DNS	Did not Start



Aquatic Park
Parque Acuático
Parque Acuático

21 JUL 2007
11:10

Swimming

Natação / Natación

Women's 200m Backstroke

200m Costas Feminino / 200m Espalda Femenino

Semifinals

Semifinais / Semifinales

Results Summary

Resumo dos Resultados / Resumen de Resultados

WR	2:06.62	30.55	1:02.34	1:34.79	EGERSZEGI Krisztina	HUN	Athens (GRE)	25 AUG 1991
PR	2:12.35	31.76	1:05.32	1:39.32	CRIPPEN Teresa	USA	Rio de Janeiro (BRA)	20 JUL 2007

Semifinals

Event No. 28

Rank	Heat	Lane	Name	NOC Code	R.T.	50m	100m	150m	Time	Time Behind
1	2	4	CRIPPEN Teresa	USA	0.77	31.97	1:05.10 33.13	1:39.41 34.31	2:12.75 33.34	
2	1	4	WYCLIFFE Liz	CAN	0.72	31.75	1:04.94 33.19	1:39.03 34.09	2:12.86 33.83	0.11
3	2	5	SMIT Julia	USA	0.68	31.91	1:05.21 33.30	1:40.36 35.15	2:13.50 33.14	0.75
4	1	3	VOLCAN Erin	VEN	0.67	32.56	1:06.73 34.17	1:41.38 34.65	2:16.80 35.42	4.05
5	1	5	STANWORTH-BELLEVILLE Karah	CAN	0.72	32.69	1:07.56 34.87	1:42.57 35.01	2:17.47 34.90	4.72
6	2	6	GONZALEZ RAMIREZ Maria Fernanda	MEX	0.75	31.81	1:06.91 35.10	1:42.70 35.79	2:18.13 35.43	5.38
7	2	3	VILLASEÑOR REYES Lourdes	MEX	0.68	33.23	1:08.89 35.66	1:44.72 35.83	2:19.44 34.72	6.69
8	2	2	BARACHO Paula	BRA	0.80	33.33	1:08.65 35.32	1:44.82 36.17	2:20.20 35.38	7.45
9	1	6	ALVARENGA Fernanda	BRA	0.68	32.78	1:08.13 35.35	1:45.30 37.17	2:22.09 36.79	9.34
10	1	2	AITKEN Kiera	BER	0.74	33.52	1:09.49 35.97	1:46.73 37.24	2:24.24 37.51	11.49
11	2	7	PAVIC Slavica	PER	0.62	33.83	1:10.90 37.07	1:49.05 38.15	2:27.79 38.74	15.04
12	1	7	PINTO Jeserick	VEN	0.69	33.41	1:10.96 37.55	1:50.49 39.53	2:30.00 39.51	17.25
13	2	1	CARRILLO Massie	PER	0.51	34.37	1:12.72 38.35	1:51.65 38.93	2:30.05 38.40	17.30
14	2	8	LIGHTBOURN McKayla Lightbourn	BAH	0.78	35.29	1:13.14 37.85	1:52.10 38.96	2:31.14 39.04	18.39
15	1	1	SCHNETTLER RAMIREZ Mariana	CHI	0.69	35.13	1:13.28 38.15	1:52.19 38.91	2:31.41 39.22	18.66
16	1	8	REMERSARO Ines	URU	0.68	34.84	1:13.61 38.77	1:53.17 39.56	2:32.64 39.47	19.89

Legend

WR World Record
R.T. Reaction Time

=WR Equal World Record
DSQ Disqualified

PR Panam Games Record
DNF Did not Finish

=PR Equal Panam Games Record
DNS Did not Start



Aquatic Park
Parque Aquático
Parque Acuático

18 JUL 2007
11:35

Swimming
Natação / Natación

Men's 100m Breaststroke
100m Peito Masculino / 100m Braza Masculino

Final - Heat 1
Finais - Heat 1 / Finales - Heat 1

Results

Resultados / Resultados

WR	59.13	27.66	HANSEN Brendan	USA	Irvine (USA)	1 AUG 2006
PR	1:00.24	27.71	GANGLOFF Mark	USA	Rio de Janeiro (BRA)	17 JUL 2007

Final

Event No. 8

Rank	Lane	Name	NOC	R.T.	50m	Time	Time	
			Code				Behind	
1	3	DICKENS Scott	CAN	0.75	(2) 28.70	1:01.20 32.50		
2	4	GANGLOFF Mark	USA	0.72	(1) 28.02	1:01.24 33.22	0.04	
3	6	BOIS Mathieu	CAN	0.75	(6) 29.05	1:01.83 32.78	0.63	
4	5	BARBOSA Henrique	BRA	0.79	(3) 28.73	1:01.93 33.20	0.73	
5	7	LIMA Felipe	BRA	0.75	(4) 28.88	1:02.65 33.77	1.45	
6	2	SCHURR Christian	USA	0.72	(8) 29.65	1:03.12 33.47	1.92	
7	1	JACOBO RODRIGUEZ Alfredo	MEX	0.78	(5) 28.95	1:03.74 34.79	2.54	
8	8	VELEZ Daniel	PUR	0.76	(7) 29.45	1:04.12 34.67	2.92	

Legend											
WR	World Record	=WR	Equal World Record	OR	Olympic Record	=OR	Equal Olympic Record				
AF	African Record	=AF	Equal African Record	AM	Americas Record	=AM	Equal Americas Record				
AS	Asian Record	=AS	Equal Asian Record	EU	European Record	=EU	Equal European Record				
OC	Oceania Record	=OC	Equal Oceania Record								
R.T.	Reaction Time	DSQ	Disqualified	DNF	Did not Finish	DNS	Did not Start				



Aquatic Park
Parque Acuático
Parque Acuático

17 JUL 2007
11:26

Swimming

Natação / Natación

Men's 100m Breaststroke

100m Peito Masculino / 100m Braza Masculino

Semifinals - Heat 1

Semifinais - Heat 1 / Semifinales - Heat 1

Results

Resultados / Resultados

WR	59.13	27.66	HANSEN Brendan	USA	Irvine (USA)	1 AUG 2006
PR	1:00.95		GANGLOFF Mark	USA	Santo Domingo (DOM)	11 AUG 2003

Semifinal 1 of 2

Event No. 8

Rank	Lane	Name	NOC	R.T.	50m	Time	Time	
			Code				Behind	
1	4	GANGLOFF Mark	USA	0.73	(1) 27.71	1:00.24 32.53		PR
2	5	BARBOSA Henrique	BRA	0.79	(2) 28.76	1:01.47 32.71	1.23	
3	3	SCHURR Christian	USA	0.73	(3) 29.36	1:03.00 33.64	2.76	
4	6	SOLDANO Cristian	ARG	0.78	(5) 29.80	1:04.08 34.28	3.84	
5	2	CROSS Andrei	BAR	0.77	(4) 29.73	1:04.73 35.00	4.49	
6	7	ALLY Bradley	BAR	0.70	(6) 30.27	1:04.82 34.55	4.58	
7	1	ANDARA Leopoldo	VEN	0.89	(7) 31.20	1:05.57 34.37	5.33	
8	8	PINTO Rohan	VEN	0.82	(8) 31.25	1:07.59 36.34	7.35	

Legend			
WR	World Record	=WR	Equal World Record
AF	African Record	=AF	Equal African Record
AS	Asian Record	=AS	Equal Asian Record
OC	Oceania Record	=OC	Equal Oceania Record
R.T.	Reaction Time	DSQ	Disqualified
		OR	Olympic Record
		AM	Americas Record
		EU	European Record
		DNF	Did not Finish
		=OR	Equal Olympic Record
		=AM	Equal Americas Record
		=EU	Equal European Record
		DNS	Did not Start



Aquatic Park
Parque Aquático
Parque Acuático

17 JUL 2007
11:26

Swimming
Natação / Natación

Men's 100m Breaststroke
100m Peito Masculino / 100m Braza Masculino

Semifinals - Heat 2
Semifinais - Heat 2 / Semifinales - Heat 2

Results

Resultados / Resultados

WR	59.13	27.66	HANSEN Brendan	USA	Irvine (USA)	1 AUG 2006
PR	1:00.24	27.71	GANGLOFF Mark	USA	Rio de Janeiro (BRA)	17 JUL 2007

Semifinal 2 of 2

Event No. 8

Rank	Lane	Name	NOC	R.T.	50m	Time	Time	
			Code				Behind	
1	4	DICKENS Scott	CAN	0.77	(2) 28.80	1:01.65 32.85		
2	5	BOIS Mathieu	CAN	0.77	(3) 29.23	1:02.20 32.97	0.55	
3	2	LIMA Felipe	BRA	0.73	(1) 28.60	1:03.02 34.42	1.37	
3	3	JACOBO RODRIGUEZ Alfredo	MEX	0.79	(5) 29.40	1:03.02 33.62	1.37	
5	7	VELEZ Daniel	PUR	0.75	(6) 29.53	1:03.76 34.23	2.11	
6	6	FERREYRA Sergio	ARG	0.70	(4) 29.39	1:04.57 35.18	2.92	
7	1	CRESPO Edgar	PAN	0.73	(7) 29.95	1:05.14 35.19	3.49	
8	8	PRONO Genaro	PAR	0.71	(8) 31.39	1:07.99 36.60	6.34	

Legend											
WR	World Record	=WR	Equal World Record	OR	Olympic Record	=OR	Equal Olympic Record				
AF	African Record	=AF	Equal African Record	AM	Americas Record	=AM	Equal Americas Record				
AS	Asian Record	=AS	Equal Asian Record	EU	European Record	=EU	Equal European Record				
OC	Oceania Record	=OC	Equal Oceania Record								
R.T.	Reaction Time	DSQ	Disqualified	DNF	Did not Finish	DNS	Did not Start				



Aquatic Park
Parque Acuático
Parque Acuático

17 JUL 2007
11:26

Swimming

Natação / Natación

Men's 100m Breaststroke

100m Peito Masculino / 100m Braza Masculino

Semifinals

Semifinais / Semifinales

Results Summary

Resumo dos Resultados / Resumen de Resultados

WR	59.13	27.66	HANSEN Brendan	USA	Irvine (USA)	1 AUG 2006
PR	1:00.95		GANGLOFF Mark	USA	Santo Domingo (DOM)	11 AUG 2003

Semifinals

Event No. 8

Rank	Heat	Lane	Name	NOC Code	R.T.	50m	Time	Time Behind	
1	1	4	GANGLOFF Mark	USA	0.73	27.71	1:00.24 32.53		PR
2	1	5	BARBOSA Henrique	BRA	0.79	28.76	1:01.47 32.71	1.23	
3	2	4	DICKENS Scott	CAN	0.77	28.80	1:01.65 32.85	1.41	
4	2	5	BOIS Mathieu	CAN	0.77	29.23	1:02.20 32.97	1.96	
5	1	3	SCHURR Christian	USA	0.73	29.36	1:03.00 33.64	2.76	
6	2	2	LIMA Felipe	BRA	0.73	28.60	1:03.02 34.42	2.78	
6	2	3	JACOBO RODRIGUEZ Alfredo	MEX	0.79	29.40	1:03.02 33.62	2.78	
8	2	7	VELEZ Daniel	PUR	0.75	29.53	1:03.76 34.23	3.52	
9	1	6	SOLDANO Cristian	ARG	0.78	29.80	1:04.08 34.28	3.84	
10	2	6	FERREYRA Sergio	ARG	0.70	29.39	1:04.57 35.18	4.33	
11	1	2	CROSS Andrei	BAR	0.77	29.73	1:04.73 35.00	4.49	
12	1	7	ALLY Bradley	BAR	0.70	30.27	1:04.82 34.55	4.58	
13	2	1	CRESPO Edgar	PAN	0.73	29.95	1:05.14 35.19	4.90	
14	1	1	ANDARA Leopoldo	VEN	0.89	31.20	1:05.57 34.37	5.33	
15	1	8	PINTO Rohan	VEN	0.82	31.25	1:07.59 36.34	7.35	
16	2	8	PRONO Genaro	PAR	0.71	31.39	1:07.99 36.60	7.75	

Legend			
WR	World Record	=WR	Equal World Record
AF	African Record	=AF	Equal African Record
AS	Asian Record	=AS	Equal Asian Record
OC	Oceania Record	=OC	Equal Oceania Record
R.T.	Reaction Time	DSQ	Disqualified
		OR	Olympic Record
		AM	Americas Record
		EU	European Record
		DNF	Did not Finish
		=OR	Equal Olympic Record
		=AM	Equal Americas Record
		=EU	Equal European Record
		DNS	Did not Start



Aquatic Park
Parque Aquático
Parque Acuático

16 JUL 2007
20:41

Swimming

Natação / Natación

Men's 100m Breaststroke

100m Peito Masculino / 100m Braza Masculino

Heats - Heat 1

Séries - Heat 1 / Series - Heat 1

Results

Resultados / Resultados

WR	59.13	27.66	HANSEN Brendan	USA	Irvine (USA)	1 AUG 2006
PR	1:00.95		GANGLOFF Mark	USA	Santo Domingo (DOM)	11 AUG 2003

Heat 1 of 3

Event No. 8

Rank	Lane	Name	NOC	R.T.	50m	Time	Time	
			Code				Behind	
1	4	BARBOSA Henrique	BRA	0.80	(3) 29.67	1:02.53 32.86		
2	3	JACOBO RODRIGUEZ Alfredo	MEX	0.82	(4) 29.77	1:02.99 33.22	0.46	
3	6	CROSS Andrei	BAR	0.77	(2) 29.58	1:04.14 34.56	1.61	
4	5	VELEZ Daniel	PUR	0.75	(1) 29.45	1:04.53 35.08	2.00	
5	7	de NORDENFLYCHT ECHIBURU Bastian	CHI	0.83	(5) 32.23	1:07.31 35.08	4.78	

Legend											
WR	World Record	=WR	Equal World Record	OR	Olympic Record	=OR	Equal Olympic Record				
AF	African Record	=AF	Equal African Record	AM	Americas Record	=AM	Equal Americas Record				
AS	Asian Record	=AS	Equal Asian Record	EU	European Record	=EU	Equal European Record				
OC	Oceania Record	=OC	Equal Oceania Record								
R.T.	Reaction Time	DSQ	Disqualified	DNF	Did not Finish	DNS	Did not Start				



Aquatic Park
Parque Aquático
Parque Acuático

16 JUL 2007
20:41

Swimming

Natação / Natación

Men's 100m Breaststroke

100m Peito Masculino / 100m Braza Masculino

Heats - Heat 2

Séries - Heat 2 / Series - Heat 2

Results

Resultados / Resultados

WR	59.13	27.66	HANSEN Brendan	USA	Irvine (USA)	1 AUG 2006
PR	1:00.95		GANGLOFF Mark	USA	Santo Domingo (DOM)	11 AUG 2003

Heat 2 of 3

Event No. 8

Rank	Lane	Name	NOC	R.T.	50m	Time	Time	
			Code				Behind	
1	5	SCHURR Christian	USA	0.75	(1) 29.42	1:03.18 33.76		
2	6	SOLDANO Cristian	ARG	0.78	(2) 29.72	1:03.81 34.09	0.63	
3	4	LIMA Felipe	BRA	0.79	(3) 29.94	1:03.84 33.90	0.66	
4	3	ALLY Bradley	BAR	0.73	(4) 30.58	1:04.56 33.98	1.38	
5	2	ANDARA Leopoldo	VEN	0.83	(5) 30.82	1:06.02 35.20	2.84	
6	7	PINTO Rohan	VEN	0.82	(6) 31.35	1:06.93 35.58	3.75	
7	1	HAMILTON Brad	JAM	0.71	(7) 31.40	1:10.57 39.17	7.39	

Legend			
WR	World Record	=WR	Equal World Record
AF	African Record	=AF	Equal African Record
AS	Asian Record	=AS	Equal Asian Record
OC	Oceania Record	=OC	Equal Oceania Record
R.T.	Reaction Time	DSQ	Disqualified
		OR	Olympic Record
		AM	Americas Record
		EU	European Record
		DNF	Did not Finish
		=OR	Equal Olympic Record
		=AM	Equal Americas Record
		=EU	Equal European Record
		DNS	Did not Start



Aquatic Park
Parque Acuático
Parque Acuático

16 JUL 2007
20:41

Swimming

Natação / Natación

Men's 100m Breaststroke

100m Peito Masculino / 100m Braza Masculino

Heats - Heat 3

Séries - Heat 3 / Series - Heat 3

Results

Resultados / Resultados

WR	59.13	27.66	HANSEN Brendan	USA	Irvine (USA)	1 AUG 2006
PR	1:00.95		GANGLOFF Mark	USA	Santo Domingo (DOM)	11 AUG 2003

Heat 3 of 3

Event No. 8

Rank	Lane	Name	NOC	R.T.	50m	Time	Time	
			Code				Behind	
1	3	DICKENS Scott	CAN	0.75	(1) 28.93	1:01.94 33.01		
2	4	GANGLOFF Mark	USA	0.74	(2) 28.99	1:02.05 33.06	0.11	
3	5	BOIS Mathieu	CAN	0.77	(3) 29.13	1:02.34 33.21	0.40	
4	6	FERREYRA Sergio	ARG	0.67	(4) 29.22	1:03.32 34.10	1.38	
5	2	CRESPO Edgar	PAN	0.76	(5) 29.67	1:04.95 35.28	3.01	
6	7	PRONO Genaro	PAR	0.76	(7) 31.22	1:06.29 35.07	4.35	
7	1	HENSLEY Kevin	ISV	0.69	(6) 30.40	1:07.47 37.07	5.53	

Legend			
WR	World Record	=WR	Equal World Record
AF	African Record	=AF	Equal African Record
AS	Asian Record	=AS	Equal Asian Record
OC	Oceania Record	=OC	Equal Oceania Record
R.T.	Reaction Time	DSQ	Disqualified
		OR	Olympic Record
		AM	Americas Record
		EU	European Record
		DNF	Did not Finish
		=OR	Equal Olympic Record
		=AM	Equal Americas Record
		=EU	Equal European Record
		DNS	Did not Start



Aquatic Park
Parque Aquático
Parque Acuático

16 JUL 2007
20:41

Swimming

Natação / Natación

Men's 100m Breaststroke

100m Peito Masculino / 100m Braza Masculino

Heats

Séries / Series

Results Summary

Resumo dos Resultados / Resumen de Resultados

WR	59.13	27.66	HANSEN Brendan	USA	Irvine (USA)	1 AUG 2006
PR	1:00.95		GANGLOFF Mark	USA	Santo Domingo (DOM)	11 AUG 2003

Heats

Event No. 8

Rank	Heat	Lane	Name	NOC Code	R.T.	50m	Time	Time Behind
1	3	3	DICKENS Scott	CAN	0.75	28.93	1:01.94 33.01	
2	3	4	GANGLOFF Mark	USA	0.74	28.99	1:02.05 33.06	0.11
3	3	5	BOIS Mathieu	CAN	0.77	29.13	1:02.34 33.21	0.40
4	1	4	BARBOSA Henrique	BRA	0.80	29.67	1:02.53 32.86	0.59
5	1	3	JACOBO RODRIGUEZ Alfredo	MEX	0.82	29.77	1:02.99 33.22	1.05
6	2	5	SCHURR Christian	USA	0.75	29.42	1:03.18 33.76	1.24
7	3	6	FERREYRA Sergio	ARG	0.67	29.22	1:03.32 34.10	1.38
8	2	6	SOLDANO Cristian	ARG	0.78	29.72	1:03.81 34.09	1.87
9	2	4	LIMA Felipe	BRA	0.79	29.94	1:03.84 33.90	1.90
10	1	6	CROSS Andrei	BAR	0.77	29.58	1:04.14 34.56	2.20
11	1	5	VELEZ Daniel	PUR	0.75	29.45	1:04.53 35.08	2.59
12	2	3	ALLY Bradley	BAR	0.73	30.58	1:04.56 33.98	2.62
13	3	2	CRESPO Edgar	PAN	0.76	29.67	1:04.95 35.28	3.01
14	2	2	ANDARA Leopoldo	VEN	0.83	30.82	1:06.02 35.20	4.08
15	3	7	PRONO Genaro	PAR	0.76	31.22	1:06.29 35.07	4.35
16	2	7	PINTO Rohan	VEN	0.82	31.35	1:06.93 35.58	4.99
17	1	7	de NORDENFLYCHT ECHIBURU Bastian	CHI	0.83	32.23	1:07.31 35.08	5.37
18	3	1	HENSLEY Kevin	ISV	0.69	30.40	1:07.47 37.07	5.53
19	2	1	HAMILTON Brad	JAM	0.71	31.40	1:10.57 39.17	8.63
			PICASSO Francisco	URU			DNS	

Legend			
WR	World Record	=WR	Equal World Record
AF	African Record	=AF	Equal African Record
AS	Asian Record	=AS	Equal Asian Record
OC	Oceania Record	=OC	Equal Oceania Record
R.T.	Reaction Time	DSQ	Disqualified
		OR	Olympic Record
		AM	Americas Record
		EU	European Record
		DNF	Did not Finish
		=OR	Equal Olympic Record
		=AM	Equal Americas Record
		=EU	Equal European Record
		DNS	Did not Start



Aquatic Park
Parque Acuático
Parque Acuático

21 JUL 2007
11:32

Swimming

Natação / Natación

Men's 200m Breaststroke

200m Peito Masculino / 200m Braza Masculino

Final - Heat 1

Finais - Heat 1 / Finales - Heat 1

Results

Resultados / Resultados

WR	2:08.50	29.10	1:02.26	1:35.12	HANSEN Brendan	USA	Victoria (CAN)	20 AUG 2006
PR	2:13.37				SALYARDS Kyle	USA	Santo Domingo (DOM)	14 AUG 2003

Final

Event No. 22

Rank	Lane	Name	NOC Code	R.T.	50m	100m	150m	Time	Time Behind
1	2	PEREIRA Thiago	BRA	0.70	(3) 30.23	(1) 1:03.56 33.33	(1) 1:37.81 34.25	2:13.51 35.70	
2	5	BARBOSA Henrique	BRA	0.79	(1) 29.91	(2) 1:03.76 33.85	(2) 1:38.18 34.42	2:13.83 35.65	0.32
3	4	SPANN Scott	USA	0.68	(2) 30.15	(3) 1:04.16 34.01	(3) 1:39.01 34.85	2:13.98 34.97	0.47
4	6	DICKENS Scott	CAN	0.73	(4) 30.40	(4) 1:04.33 33.93	(4) 1:39.34 35.01	2:14.72 35.38	1.21
5	3	BOIS Mathieu	CAN	0.71	(5) 30.47	(5) 1:05.48 35.01	(5) 1:40.28 34.80	2:15.14 34.86	1.63
6	1	VELEZ Daniel	PUR	0.80	(7) 31.36	(6) 1:06.57 35.21	(6) 1:43.33 36.76	2:20.49 37.16	6.98
7	8	FERREYRA Sergio	ARG	0.68	(6) 31.27	(7) 1:06.97 35.70	(7) 1:44.00 37.03	2:21.58 37.58	8.07
	7	ASH Chris	USA					DSQ	

Legend

WR World Record
R.T. Reaction Time

=WR Equal World Record
DSQ Disqualified

PR Panam Games Record
DNF Did not Finish

=PR Equal Panam Games Record
DNS Did not Start



Aquatic Park
Parque Acuático
Parque Acuático

20 JUL 2007
11:09

Swimming

Natação / Natación

Men's 200m Breaststroke

200m Peito Masculino / 200m Braza Masculino

Semifinals - Heat 1

Semifinais - Heat 1 / Semifinales - Heat 1

Results

Resultados / Resultados

WR	2:08.50	29.10	1:02.26	1:35.12	HANSEN Brendan	USA	Victoria (CAN)	20 AUG 2006
PR	2:13.37				SALYARDS Kyle	USA	Santo Domingo (DOM)	14 AUG 2003

Semifinal 1 of 2

Event No. 22

Rank	Lane	Name	NOC Code	R.T.	50m	100m	150m	Time	Time Behind
1	2	DICKENS Scott	CAN	0.77	(1) 30.66	(1) 1:05.67 35.01	(1) 1:41.30 35.63	2:17.59 36.29	
2	4	ASH Chris	USA	0.78	(2) 30.80	(2) 1:06.33 35.53	(2) 1:42.14 35.81	2:17.67 35.53	0.08
3	5	FERREYRA Sergio	ARG	0.66	(4) 31.65	(3) 1:07.26 35.61	(3) 1:42.57 35.31	2:20.76 38.19	3.17
4	6	ANDARA Leopoldo	VEN	0.83	(6) 32.52	(6) 1:08.85 36.33	(4) 1:44.20 35.35	2:21.24 37.04	3.65
5	3	SOLDANO Cristian	ARG	0.82	(3) 31.21	(4) 1:07.65 36.44	(5) 1:44.69 37.04	2:22.43 37.74	4.84
6	7	CRESPO Edgar	PAN	0.66	(5) 31.87	(5) 1:08.77 36.90	(6) 1:46.61 37.84	2:25.19 38.58	7.60
7	1	de NORDENFLYCHT ECHIBURU Bastian	CHI	0.66	(7) 33.33	(7) 1:11.18 37.85	(7) 1:49.01 37.83	2:27.37 38.36	9.78
8	8	PRONO Genaro	PAR	0.70	(8) 33.48	(8) 1:12.13 38.65	(8) 1:51.97 39.84	2:31.71 39.74	14.12

Legend

WR World Record
R.T. Reaction Time

=WR Equal World Record
DSQ Disqualified

PR Panam Games Record
DNF Did not Finish

=PR Equal Panam Games Record
DNS Did not Start



Aquatic Park
Parque Acuático
Parque Acuático

20 JUL 2007
11:09

Swimming

Natação / Natación

Men's 200m Breaststroke

200m Peito Masculino / 200m Braza Masculino

Semifinals - Heat 2

Semifinais - Heat 2 / Semifinales - Heat 2

Results

Resultados / Resultados

WR	2:08.50	29.10	1:02.26	1:35.12	HANSEN Brendan	USA	Victoria (CAN)	20 AUG 2006
PR	2:13.37				SALYARDS Kyle	USA	Santo Domingo (DOM)	14 AUG 2003

Semifinal 2 of 2

Event No. 22

Rank	Lane	Name	NOC Code	R.T.	50m	100m	150m	Time	Time Behind
1	4	SPANN Scott	USA	0.70	(2) 30.57	(1) 1:05.05 34.48	(1) 1:41.12 36.07	2:17.17 36.05	
2	3	BARBOSA Henrique	BRA	0.82	(4) 31.00	(4) 1:06.17 35.17	(4) 1:41.61 35.44	2:17.44 35.83	0.27
3	6	BOIS Mathieu	CAN	0.77	(1) 30.56	(2) 1:05.20 34.64	(2) 1:41.20 36.00	2:17.54 36.34	0.37
4	5	PEREIRA Thiago	BRA	0.73	(3) 30.87	(3) 1:05.46 34.59	(3) 1:41.47 36.01	2:17.64 36.17	0.47
5	2	VELEZ Daniel	PUR	0.78	(5) 31.01	(5) 1:06.47 35.46	(5) 1:43.11 36.64	2:20.02 36.91	2.85
6	1	JACOBO RODRIGUEZ Alfredo	MEX	0.79	(7) 32.39	(6) 1:08.87 36.48	(6) 1:46.62 37.75	2:26.09 39.47	8.92
7	7	HENSLEY Kevin	ISV	0.65	(6) 32.29	(7) 1:09.86 37.57	(7) 1:47.84 37.98	2:26.44 38.60	9.27
8	8	PINTO Rohan	VEN	0.82	(8) 33.06	(8) 1:10.84 37.78	(8) 1:50.50 39.66	2:30.82 40.32	13.65

Legend

WR World Record
R.T. Reaction Time

=WR Equal World Record
DSQ Disqualified

PR Panam Games Record
DNF Did not Finish

=PR Equal Panam Games Record
DNS Did not Start



Aquatic Park
Parque Acuático
Parque Acuático

20 JUL 2007
11:09

Swimming

Natação / Natación

Men's 200m Breaststroke

200m Peito Masculino / 200m Braza Masculino

Semifinals

Semifinais / Semifinales

Results Summary

Resumo dos Resultados / Resumen de Resultados

WR	2:08.50	29.10	1:02.26	1:35.12	HANSEN Brendan	USA	Victoria (CAN)	20 AUG 2006
PR	2:13.37				SALYARDS Kyle	USA	Santo Domingo (DOM)	14 AUG 2003

Semifinals

Event No. 22

Rank	Heat	Lane	Name	NOC Code	R.T.	50m	100m	150m	Time	Time Behind
1	2	4	SPANN Scott	USA	0.70	30.57	1:05.05 34.48	1:41.12 36.07	2:17.17 36.05	
2	2	3	BARBOSA Henrique	BRA	0.82	31.00	1:06.17 35.17	1:41.61 35.44	2:17.44 35.83	0.27
3	2	6	BOIS Mathieu	CAN	0.77	30.56	1:05.20 34.64	1:41.20 36.00	2:17.54 36.34	0.37
4	1	2	DICKENS Scott	CAN	0.77	30.66	1:05.67 35.01	1:41.30 35.63	2:17.59 36.29	0.42
5	2	5	PEREIRA Thiago	BRA	0.73	30.87	1:05.46 34.59	1:41.47 36.01	2:17.64 36.17	0.47
6	1	4	ASH Chris	USA	0.78	30.80	1:06.33 35.53	1:42.14 35.81	2:17.67 35.53	0.50
7	2	2	VELEZ Daniel	PUR	0.78	31.01	1:06.47 35.46	1:43.11 36.64	2:20.02 36.91	2.85
8	1	5	FERREYRA Sergio	ARG	0.66	31.65	1:07.26 35.61	1:42.57 35.31	2:20.76 38.19	3.59
9	1	6	ANDARA Leopoldo	VEN	0.83	32.52	1:08.85 36.33	1:44.20 35.35	2:21.24 37.04	4.07
10	1	3	SOLDANO Cristian	ARG	0.82	31.21	1:07.65 36.44	1:44.69 37.04	2:22.43 37.74	5.26
11	1	7	CRESPO Edgar	PAN	0.66	31.87	1:08.77 36.90	1:46.61 37.84	2:25.19 38.58	8.02
12	2	1	JACOBO RODRIGUEZ Alfredo	MEX	0.79	32.39	1:08.87 36.48	1:46.62 37.75	2:26.09 39.47	8.92
13	2	7	HENSLEY Kevin	ISV	0.65	32.29	1:09.86 37.57	1:47.84 37.98	2:26.44 38.60	9.27
14	1	1	de NORDENFLYCHT ECHIBURU Bastian	CHI	0.66	33.33	1:11.18 37.85	1:49.01 37.83	2:27.37 38.36	10.20
15	2	8	PINTO Rohan	VEN	0.82	33.06	1:10.84 37.78	1:50.50 39.66	2:30.82 40.32	13.65
16	1	8	PRONO Genaro	PAR	0.70	33.48	1:12.13 38.65	1:51.97 39.84	2:31.71 39.74	14.54

Legend

WR World Record
R.T. Reaction Time

=WR Equal World Record
DSQ Disqualified

PR Panam Games Record
DNF Did not Finish

=PR Equal Panam Games Record
DNS Did not Start



Aquatic Park
Parque Acuático
Parque Acuático

19 JUL 2007
19:28

Swimming

Natação / Natación

Men's 200m Breaststroke

200m Peito Masculino / 200m Braza Masculino

Heats - Heat 1

Séries - Heat 1 / Series - Heat 1

Results

Resultados / Resultados

WR	2:08.50	29.10	1:02.26	1:35.12	HANSEN Brendan	USA	Victoria (CAN)	20 AUG 2006
PR	2:13.37				SALYARDS Kyle	USA	Santo Domingo (DOM)	14 AUG 2003

Heat 1 of 3

Event No. 22

Rank	Lane	Name	NOC Code	R.T.	50m	100m	150m	Time	Time Behind
1	4	BARBOSA Henrique	BRA	0.88	(2) 31.57	(2) 1:07.08 35.51	(2) 1:43.65 36.57	2:20.16 36.51	
2	6	ANDARA Leopoldo	VEN	0.85	(4) 32.73	(4) 1:09.40 36.67	(3) 1:45.41 36.01	2:22.17 36.76	2.01
3	3	VELEZ Daniel	PUR	0.75	(1) 31.41	(1) 1:06.71 35.30	(1) 1:43.28 36.57	2:22.74 39.46	2.58
4	5	DICKENS Scott	CAN	0.78	(3) 32.19	(3) 1:08.15 35.96	(4) 1:45.42 37.27	2:22.94 37.52	2.78
5	2	PINTO Rohan	VEN	0.81	(5) 33.23	(5) 1:11.46 38.23	(5) 1:49.94 38.48	2:29.63 39.69	9.47

Legend

WR World Record	=WR Equal World Record	PR Panam Games Record	=PR Equal Panam Games Record
R.T. Reaction Time	DSQ Disqualified	DNF Did not Finish	DNS Did not Start



Aquatic Park
Parque Acuático
Parque Acuático

19 JUL 2007
19:28

Swimming

Natação / Natación

Men's 200m Breaststroke

200m Peito Masculino / 200m Braza Masculino

Heats - Heat 2

Séries - Heat 2 / Series - Heat 2

Results

Resultados / Resultados

WR	2:08.50	29.10	1:02.26	1:35.12	HANSEN Brendan	USA	Victoria (CAN)	20 AUG 2006
PR	2:13.37				SALYARDS Kyle	USA	Santo Domingo (DOM)	14 AUG 2003

Heat 2 of 3

Event No. 22

Rank	Lane	Name	NOC Code	R.T.	50m	100m	150m	Time	Time Behind
1	4	ASH Chris	USA	0.77	(1) 29.97	(1) 1:04.82 34.85	(1) 1:41.03 36.21	2:17.89 36.86	
2	6	SOLDANO Cristian	ARG	0.79	(2) 30.94	(3) 1:06.81 35.87	(2) 1:43.20 36.39	2:20.41 37.21	2.52
3	5	BOIS Mathieu	CAN	0.78	(3) 31.37	(2) 1:06.72 35.35	(3) 1:43.66 36.94	2:20.60 36.94	2.71
4	2	CRESPO Edgar	PAN	0.78	(5) 32.84	(5) 1:09.70 36.86	(5) 1:48.00 38.30	2:24.85 36.85	6.96
5	3	JACOBO RODRIGUEZ Alfredo	MEX	0.80	(4) 31.86	(4) 1:08.24 36.38	(4) 1:46.93 38.69	2:24.87 37.94	6.98
6	7	PRONO Genaro	PAR	0.77	(6) 33.91	(6) 1:12.77 38.86	(6) 1:52.57 39.80	2:34.01 41.44	16.12

Legend

WR World Record =WR Equal World Record PR Panam Games Record =PR Equal Panam Games Record
R.T. Reaction Time DSQ Disqualified DNF Did not Finish DNS Did not Start



Aquatic Park
Parque Acuático
Parque Acuático

19 JUL 2007
19:28

Swimming
Natação / Natación

Men's 200m Breaststroke
200m Peito Masculino / 200m Braza Masculino

Heats - Heat 3
Séries - Heat 3 / Series - Heat 3

Results

Resultados / Resultados

WR	2:08.50	29.10	1:02.26	1:35.12	HANSEN Brendan	USA	Victoria (CAN)	20 AUG 2006
PR	2:13.37				SALYARDS Kyle	USA	Santo Domingo (DOM)	14 AUG 2003

Heat 3 of 3

Event No. 22

Rank	Lane	Name	NOC Code	R.T.	50m	100m	150m	Time	Time Behind
1	5	SPANN Scott	USA	0.67	(1) 29.97	(1) 1:04.71 34.74	(1) 1:40.09 35.38	2:15.70 35.61	
2	4	PEREIRA Thiago	BRA	0.74	(3) 31.32	(2) 1:06.42 35.10	(2) 1:42.38 35.96	2:18.58 36.20	2.88
3	3	FERREYRA Sergio	ARG	0.70	(2) 30.97	(2) 1:06.42 35.45	(3) 1:42.65 36.23	2:19.22 36.57	3.52
4	6	ALLY Bradley	BAR	0.72	(4) 31.78	(4) 1:08.27 36.49	(4) 1:44.29 36.02	2:21.88 37.59	6.18
5	2	HENSLEY Kevin	ISV	0.63	(5) 31.80	(5) 1:09.01 37.21	(5) 1:46.35 37.34	2:24.56 38.21	8.86
6	7	de NORDENFLYCHT ECHIBURU Bastian	CHI	0.82	(6) 33.71	(6) 1:11.16 37.45	(6) 1:48.58 37.42	2:26.12 37.54	10.42

Legend

WR World Record	=WR Equal World Record	PR Panam Games Record	=PR Equal Panam Games Record
R.T. Reaction Time	DSQ Disqualified	DNF Did not Finish	DNS Did not Start



Aquatic Park
Parque Acuático
Parque Acuático

19 JUL 2007
19:28

Swimming

Natação / Natación

Men's 200m Breaststroke

200m Peito Masculino / 200m Braza Masculino

Heats

Séries / Series

Results Summary

Resumo dos Resultados / Resumen de Resultados

WR	2:08.50	29.10	1:02.26	1:35.12	HANSEN Brendan	USA	Victoria (CAN)	20 AUG 2006
PR	2:13.37				SALYARDS Kyle	USA	Santo Domingo (DOM)	14 AUG 2003

Heats

Event No. 22

Rank	Heat	Lane	Name	NOC Code	R.T.	50m	100m	150m	Time	Time Behind
1	3	5	SPANN Scott	USA	0.67	29.97	1:04.71 34.74	1:40.09 35.38	2:15.70 35.61	
2	2	4	ASH Chris	USA	0.77	29.97	1:04.82 34.85	1:41.03 36.21	2:17.89 36.86	2.19
3	3	4	PEREIRA Thiago	BRA	0.74	31.32	1:06.42 35.10	1:42.38 35.96	2:18.58 36.20	2.88
4	3	3	FERREYRA Sergio	ARG	0.70	30.97	1:06.42 35.45	1:42.65 36.23	2:19.22 36.57	3.52
5	1	4	BARBOSA Henrique	BRA	0.88	31.57	1:07.08 35.51	1:43.65 36.57	2:20.16 36.51	4.46
6	2	6	SOLDANO Cristian	ARG	0.79	30.94	1:06.81 35.87	1:43.20 36.39	2:20.41 37.21	4.71
7	2	5	BOIS Mathieu	CAN	0.78	31.37	1:06.72 35.35	1:43.66 36.94	2:20.60 36.94	4.90
8	3	6	ALLY Bradley	BAR	0.72	31.78	1:08.27 36.49	1:44.29 36.02	2:21.88 37.59	6.18
9	1	6	ANDARA Leopoldo	VEN	0.85	32.73	1:09.40 36.67	1:45.41 36.01	2:22.17 36.76	6.47
10	1	3	VELEZ Daniel	PUR	0.75	31.41	1:06.71 35.30	1:43.28 36.57	2:22.74 39.46	7.04
11	1	5	DICKENS Scott	CAN	0.78	32.19	1:08.15 35.96	1:45.42 37.27	2:22.94 37.52	7.24
12	3	2	HENSLEY Kevin	ISV	0.63	31.80	1:09.01 37.21	1:46.35 37.34	2:24.56 38.21	8.86
13	2	2	CRESPO Edgar	PAN	0.78	32.84	1:09.70 36.86	1:48.00 38.30	2:24.85 36.85	9.15
14	2	3	JACOBO RODRIGUEZ Alfredo	MEX	0.80	31.86	1:08.24 36.38	1:46.93 38.69	2:24.87 37.94	9.17
15	3	7	de NORDENFLYCHT ECHIBURU Bastian	CHI	0.82	33.71	1:11.16 37.45	1:48.58 37.42	2:26.12 37.54	10.42
16	1	2	PINTO Rohan	VEN	0.81	33.23	1:11.46 38.23	1:49.94 38.48	2:29.63 39.69	13.93
17	2	7	PRONO Genaro	PAR	0.77	33.91	1:12.77 38.86	1:52.57 39.80	2:34.01 41.44	18.31

Legend

WR World Record
R.T. Reaction Time

=WR Equal World Record
DSQ Disqualified

PR Panam Games Record
DNF Did not Finish

=PR Equal Panam Games Record
DNS Did not Start



Aquatic Park
Parque Aquático
Parque Acuático

18 JUL 2007
10:47

Swimming
Natação / Natación

Men's 100m Butterfly
100m Borboleta Masculino / 100m Mariposa Masculino

Final - Heat 1
Finais - Heat 1 / Finales - Heat 1

Results

Resultados / Resultados

WR	50.40	23.51	CROCKER Ian	USA	Montreal (CAN)	30 JUL 2005
PR	52.54	24.42	ALESI Octavio	VEN	Rio de Janeiro (BRA)	16 JUL 2007

Final

Event No. 6

Rank	Lane	Name	NOC	R.T.	50m	Time	Time	
			Code				Behind	
1	3	ALMEIDA Kaio Marcio	BRA	0.67	(2) 24.37	52.05 27.68		PR
2	4	MANGABEIRA Gabriel	BRA	0.63	(6) 24.73	52.43 27.70	0.38	
3	5	SUBIRATS Albert	VEN	0.72	(1) 24.27	52.78 28.51	0.73	
4	7	ALESI Octavio	VEN	0.62	(3) 24.38	52.95 28.57	0.90	
5	8	BERENS Ricky	USA	0.78	(5) 24.71	52.98 28.27	0.93	
6	6	BARTOCH Joe	CAN	0.73	(4) 24.51	53.18 28.67	1.13	
7	1	SIOUI Adam	CAN	0.77	(8) 24.76	53.47 28.71	1.42	
8	2	O'NEIL Pat	USA	0.77	(7) 24.74	53.49 28.75	1.44	

Legend			
WR	World Record	=WR	Equal World Record
AF	African Record	=AF	Equal African Record
AS	Asian Record	=AS	Equal Asian Record
OC	Oceania Record	=OC	Equal Oceania Record
R.T.	Reaction Time	DSQ	Disqualified
		OR	Olympic Record
		AM	Americas Record
		EU	European Record
		DNF	Did not Finish
		=OR	Equal Olympic Record
		=AM	Equal Americas Record
		=EU	Equal European Record
		DNS	Did not Start



Aquatic Park
Parque Aquático
Parque Acuático

17 JUL 2007
10:59

Swimming

Natação / Natación

Men's 100m Butterfly

100m Borboleta Masculino / 100m Mariposa Masculino

Semifinals - Heat 1

Semifinais - Heat 1 / Semifinales - Heat 1

Results

Resultados / Resultados

WR	50.40	23.51	CROCKER Ian	USA	Montreal (CAN)	30 JUL 2005
PR	52.54	24.42	ALESI Octavio	VEN	Rio de Janeiro (BRA)	16 JUL 2007

Semifinal 1 of 2

Event No. 6

Rank	Lane	Name	NOC	R.T.	50m	Time	Time	
			Code				Behind	
1	5	MANGABEIRA Gabriel	BRA	0.62	(2) 25.09	52.94 27.85		
2	6	BARTOCH Joe	CAN	0.73	(1) 24.35	53.32 28.97	0.38	
3	4	BERENS Ricky	USA	0.76	(3) 25.21	53.66 28.45	0.72	
4	3	VELOZ DAVILA Juan Jose	MEX	0.74	(5) 25.34	53.99 28.65	1.05	
5	2	KNOWLES Jeremy	BAH	0.73	(4) 25.29	54.11 28.82	1.17	
6	1	CRESCIMBENI Emmanuel	PER	0.70	(7) 25.76	55.11 29.35	2.17	
7	7	TOUW NGIE TJOUW Gordon	SUR	0.73	(6) 25.42	55.61 30.19	2.67	
8	8	CAVIGLIA Mariano	ARG	0.70	(8) 26.00	55.73 29.73	2.79	

Legend							
WR	World Record	=WR	Equal World Record	OR	Olympic Record	=OR	Equal Olympic Record
AF	African Record	=AF	Equal African Record	AM	Americas Record	=AM	Equal Americas Record
AS	Asian Record	=AS	Equal Asian Record	EU	European Record	=EU	Equal European Record
OC	Oceania Record	=OC	Equal Oceania Record				
R.T.	Reaction Time	DSQ	Disqualified	DNF	Did not Finish	DNS	Did not Start



Aquatic Park
Parque Aquático
Parque Acuático

17 JUL 2007
10:59

Swimming

Natação / Natación

Men's 100m Butterfly

100m Borboleta Masculino / 100m Mariposa Masculino

Semifinals - Heat 2

Semifinais - Heat 2 / Semifinales - Heat 2

Results

Resultados / Resultados

WR	50.40	23.51	CROCKER Ian	USA	Montreal (CAN)	30 JUL 2005
PR	52.54	24.42	ALESI Octavio	VEN	Rio de Janeiro (BRA)	16 JUL 2007

Semifinal 2 of 2

Event No. 6

Rank	Lane	Name	NOC	R.T.	50m	Time	Time	
			Code				Behind	
1	2	SUBIRATS Albert	VEN	0.75	(1) 24.59	53.02 28.43		
1	5	ALMEIDA Kaio Marcio	BRA	0.66	(7) 25.51	53.02 27.51		
3	3	O'NEIL Pat	USA	0.73	(3) 24.87	53.44 28.57	0.42	
4	4	ALESI Octavio	VEN	0.62	(2) 24.75	53.46 28.71	0.44	
5	6	SIOUI Adam	CAN	0.75	(4) 25.02	53.52 28.50	0.50	
6	1	BOVELL NICHOLAS	TRI	0.74	(5) 25.26	54.97 29.71	1.95	
7	7	BECERRA VELASCO Camilo Becerra	COL	0.76	(6) 25.38	55.02 29.64	2.00	
8	8	GALOFRE MONTES Julio Galofre	COL	0.76	(8) 25.86	55.50 29.64	2.48	

Legend			
WR	World Record	=WR	Equal World Record
AF	African Record	=AF	Equal African Record
AS	Asian Record	=AS	Equal Asian Record
OC	Oceania Record	=OC	Equal Oceania Record
R.T.	Reaction Time	DSQ	Disqualified
		OR	Olympic Record
		AM	Americas Record
		EU	European Record
		DNF	Did not Finish
		=OR	Equal Olympic Record
		=AM	Equal Americas Record
		=EU	Equal European Record
		DNS	Did not Start



Aquatic Park
Parque Aquático
Parque Acuático

17 JUL 2007
10:59

Swimming

Natação / Natación

Men's 100m Butterfly

100m Borboleta Masculino / 100m Mariposa Masculino

Semifinals

Semifinais / Semifinales

Results Summary

Resumo dos Resultados / Resumen de Resultados

WR	50.40	23.51	CROCKER Ian	USA	Montreal (CAN)	30 JUL 2005
PR	52.54	24.42	ALESI Octavio	VEN	Rio de Janeiro (BRA)	16 JUL 2007

Semifinals

Event No. 6

Rank	Heat	Lane	Name	NOC Code	R.T.	50m	Time	Time Behind	
1	1	5	MANGABEIRA Gabriel	BRA	0.62	25.09	52.94 27.85		
2	2	2	SUBIRATS Albert	VEN	0.75	24.59	53.02 28.43	0.08	
2	2	5	ALMEIDA Kaio Marcio	BRA	0.66	25.51	53.02 27.51	0.08	
4	1	6	BARTOCH Joe	CAN	0.73	24.35	53.32 28.97	0.38	
5	2	3	O'NEIL Pat	USA	0.73	24.87	53.44 28.57	0.50	
6	2	4	ALESI Octavio	VEN	0.62	24.75	53.46 28.71	0.52	
7	2	6	SIOUI Adam	CAN	0.75	25.02	53.52 28.50	0.58	
8	1	4	BERENS Ricky	USA	0.76	25.21	53.66 28.45	0.72	
9	1	3	VELOZ DAVILA Juan Jose	MEX	0.74	25.34	53.99 28.65	1.05	
10	1	2	KNOWLES Jeremy	BAH	0.73	25.29	54.11 28.82	1.17	
11	2	1	BOVELL NICHOLAS	TRI	0.74	25.26	54.97 29.71	2.03	
12	2	7	BECERRA VELASCO Camilo Becerra	COL	0.76	25.38	55.02 29.64	2.08	
13	1	1	CRESCIMBENI Emmanuel	PER	0.70	25.76	55.11 29.35	2.17	
14	2	8	GALOFRE MONTES Julio Galofre	COL	0.76	25.86	55.50 29.64	2.56	
15	1	7	TOUW NGIE TJOUW Gordon	SUR	0.73	25.42	55.61 30.19	2.67	
16	1	8	CAVIGLIA Mariano	ARG	0.70	26.00	55.73 29.73	2.79	

Legend			
WR	World Record	=WR	Equal World Record
AF	African Record	=AF	Equal African Record
AS	Asian Record	=AS	Equal Asian Record
OC	Oceania Record	=OC	Equal Oceania Record
R.T.	Reaction Time	DSQ	Disqualified
		OR	Olympic Record
		AM	Americas Record
		EU	European Record
		DNF	Did not Finish
		=OR	Equal Olympic Record
		=AM	Equal Americas Record
		=EU	Equal European Record
		DNS	Did not Start



Aquatic Park
Parque Aquático
Parque Acuático

16 JUL 2007
20:09

Swimming

Natação / Natación

Men's 100m Butterfly

100m Borboleta Masculino / 100m Mariposa Masculino

Heats - Heat 1

Séries - Heat 1 / Series - Heat 1

Results

Resultados / Resultados

WR	50.40	23.51	CROCKER Ian	USA	Montreal (CAN)	30 JUL 2005
PR	53.04		MICHAELSON Benjamin	USA	Santo Domingo (DOM)	12 AUG 2003

Heat 1 of 3

Event No. 6

Rank	Lane	Name	NOC	R.T.	50m	Time	Time	
			Code				Behind	
1	5	BERENS Ricky	USA	0.78	(2) 24.66	53.01 28.35		PR
2	4	MANGABEIRA Gabriel	BRA	0.65	(1) 24.49	53.21 28.72	0.20	
3	3	O'NEIL Pat	USA	0.76	(3) 24.94	53.40 28.46	0.39	
4	6	GALOFRE MONTES Julio Galofre	COL	0.78	(5) 26.11	55.34 29.23	2.33	
5	2	CAVIGLIA Mariano	ARG	0.76	(4) 26.01	55.59 29.58	2.58	
6	7	HAMILTON Brad	JAM	0.66	(6) 26.55	57.07 30.52	4.06	

Legend			
WR	World Record	=WR	Equal World Record
AF	African Record	=AF	Equal African Record
AS	Asian Record	=AS	Equal Asian Record
OC	Oceania Record	=OC	Equal Oceania Record
R.T.	Reaction Time	DSQ	Disqualified
		OR	Olympic Record
		AM	Americas Record
		EU	European Record
		DNF	Did not Finish
		=OR	Equal Olympic Record
		=AM	Equal Americas Record
		=EU	Equal European Record
		DNS	Did not Start



Aquatic Park
Parque Aquático
Parque Acuático

16 JUL 2007
20:09

Swimming

Natação / Natación

Men's 100m Butterfly

100m Borboleta Masculino / 100m Mariposa Masculino

Heats - Heat 2

Séries - Heat 2 / Series - Heat 2

Results

Resultados / Resultados

WR	50.40	23.51	CROCKER Ian	USA	Montreal (CAN)	30 JUL 2005
PR	53.01	24.66	BERENS Ricky	USA	Rio de Janeiro (BRA)	16 JUL 2007

Heat 2 of 3

Event No. 6

Rank	Lane	Name	NOC	R.T.	50m	Time	Time	
			Code				Behind	
1	4	ALMEIDA Kaio Marcio	BRA	0.66	(4) 25.42	53.05 27.63		
2	5	SIOUI Adam	CAN	0.75	(1) 24.76	53.62 28.86	0.57	
3	3	KNOWLES Jeremy	BAH	0.74	(5) 25.60	54.54 28.94	1.49	
4	6	BECERRA VELASCO Camilo Becerra	COL	0.73	(2) 24.92	54.58 29.66	1.53	
5	2	BOVELL NICHOLAS	TRI	0.71	(3) 25.39	54.75 29.36	1.70	
6	7	CRESCIMBENI Emmanuel	PER	0.70	(6) 25.82	55.16 29.34	2.11	
7	1	RODRIGUEZ Gaston	ARG	0.86	(7) 27.39	57.92 30.53	4.87	

Legend											
WR	World Record	=WR	Equal World Record	OR	Olympic Record	=OR	Equal Olympic Record				
AF	African Record	=AF	Equal African Record	AM	Americas Record	=AM	Equal Americas Record				
AS	Asian Record	=AS	Equal Asian Record	EU	European Record	=EU	Equal European Record				
OC	Oceania Record	=OC	Equal Oceania Record								
R.T.	Reaction Time	DSQ	Disqualified	DNF	Did not Finish	DNS	Did not Start				



Aquatic Park
Parque Aquático
Parque Acuático

16 JUL 2007
20:09

Swimming
Natação / Natación

Men's 100m Butterfly
100m Borboleta Masculino / 100m Mariposa Masculino

Heats - Heat 3
Séries - Heat 3 / Series - Heat 3

Results

Resultados / Resultados

WR	50.40	23.51	CROCKER Ian	USA	Montreal (CAN)	30 JUL 2005
PR	53.01	24.66	BERENS Ricky	USA	Rio de Janeiro (BRA)	16 JUL 2007

Heat 3 of 3

Event No. 6

Rank	Lane	Name	NOC	R.T.	50m	Time	Time	
			Code				Behind	
1	5	ALESI Octavio	VEN	0.60	(1) 24.42	52.54 28.12		PR
2	6	VELOZ DAVILA Juan Jose	MEX	0.78	(4) 25.21	53.59 28.38	1.05	
3	3	BARTOCH Joe	CAN	0.70	(2) 24.89	53.94 29.05	1.40	
4	4	SUBIRATS Albert	VEN	0.77	(3) 24.99	54.05 29.06	1.51	
5	2	TOUW NGIE TJOUW Gordon	SUR	0.71	(5) 25.33	54.71 29.38	2.17	
6	7	ARCE AITA Jorge Arturo	CRC	0.76	(6) 26.06	56.57 30.51	4.03	
7	1	BARAHONA Roy	HON	0.67	(7) 26.54	57.20 30.66	4.66	

Legend			
WR	World Record	=WR	Equal World Record
AF	African Record	=AF	Equal African Record
AS	Asian Record	=AS	Equal Asian Record
OC	Oceania Record	=OC	Equal Oceania Record
R.T.	Reaction Time	DSQ	Disqualified
		OR	Olympic Record
		AM	Americas Record
		EU	European Record
		DNF	Did not Finish
		=OR	Equal Olympic Record
		=AM	Equal Americas Record
		=EU	Equal European Record
		DNS	Did not Start



Aquatic Park
Parque Acuático
Parque Acuático

16 JUL 2007
20:09

Swimming

Natação / Natación

Men's 100m Butterfly

100m Borboleta Masculino / 100m Mariposa Masculino

Heats

Séries / Series

Results Summary

Resumo dos Resultados / Resumen de Resultados

WR	50.40	23.51	CROCKER Ian	USA	Montreal (CAN)	30 JUL 2005
PR	53.04		MICHAELSON Benjamin	USA	Santo Domingo (DOM)	12 AUG 2003

Heats

Event No. 6

Rank	Heat	Lane	Name	NOC Code	R.T.	50m	Time	Time Behind	
1	3	5	ALESI Octavio	VEN	0.60	24.42	52.54 28.12		PR
2	1	5	BERENS Ricky	USA	0.78	24.66	53.01 28.35	0.47	
3	2	4	ALMEIDA Kaio Marcio	BRA	0.66	25.42	53.05 27.63	0.51	
4	1	4	MANGABEIRA Gabriel	BRA	0.65	24.49	53.21 28.72	0.67	
5	1	3	O'NEIL Pat	USA	0.76	24.94	53.40 28.46	0.86	
6	3	6	VELOZ DAVILA Juan Jose	MEX	0.78	25.21	53.59 28.38	1.05	
7	2	5	SIOUI Adam	CAN	0.75	24.76	53.62 28.86	1.08	
8	3	3	BARTOCH Joe	CAN	0.70	24.89	53.94 29.05	1.40	
9	3	4	SUBIRATS Albert	VEN	0.77	24.99	54.05 29.06	1.51	
10	2	3	KNOWLES Jeremy	BAH	0.74	25.60	54.54 28.94	2.00	
11	2	6	BECERRA VELASCO Camilo Becerra	COL	0.73	24.92	54.58 29.66	2.04	
12	3	2	TOUW NGIE TJOUW Gordon	SUR	0.71	25.33	54.71 29.38	2.17	
13	2	2	BOVELL NICHOLAS	TRI	0.71	25.39	54.75 29.36	2.21	
14	2	7	CRESCIMBENI Emmanuel	PER	0.70	25.82	55.16 29.34	2.62	
15	1	6	GALOFRE MONTES Julio Galofre	COL	0.78	26.11	55.34 29.23	2.80	
16	1	2	CAVIGLIA Mariano	ARG	0.76	26.01	55.59 29.58	3.05	
17	3	7	ARCE AITA Jorge Arturo	CRC	0.76	26.06	56.57 30.51	4.03	
18	1	7	HAMILTON Brad	JAM	0.66	26.55	57.07 30.52	4.53	
19	3	1	BARAHONA Roy	HON	0.67	26.54	57.20 30.66	4.66	
20	2	1	RODRIGUEZ Gaston	ARG	0.86	27.39	57.92 30.53	5.38	

Legend			
WR	World Record	=WR	Equal World Record
AF	African Record	=AF	Equal African Record
AS	Asian Record	=AS	Equal Asian Record
OC	Oceania Record	=OC	Equal Oceania Record
R.T.	Reaction Time	DSQ	Disqualified
		OR	Olympic Record
		AM	Americas Record
		EU	European Record
		DNF	Did not Finish
		=OR	Equal Olympic Record
		=AM	Equal Americas Record
		=EU	Equal European Record
		DNS	Did not Start



Aquatic Park
Parque Aquático
Parque Acuático

21 JUL 2007
11:45

Swimming

Natação / Natación

Men's 200m Butterfly

200m Borboleta Masculino / 200m Mariposa Masculino

Final - Heat 1

Finais - Heat 1 / Finales - Heat 1

Results

Resultados / Resultados

WR	1:52.09	25.26	53.62	1:22.87	PHELPS Michael	USA	Melbourne (AUS)	28 MAR 2007
PR	1:57.33				RAAB Michael	USA	Santo Domingo (DOM)	12 AUG 2003

Final

Event No. 20

Rank	Lane	Name	NOC Code	R.T.	50m	100m	150m	Time	Time Behind	
1	4	ALMEIDA Kaio Marcio	BRA	0.68	(1) 25.76	(1) 54.84 29.08	(1) 1:24.62 29.78	1:55.45 30.83		PR
2	5	ERAZO Eddie	USA	0.65	(4) 26.39	(2) 55.60 29.21	(2) 1:25.73 30.13	1:57.07 31.34	1.62	
3	7	VELOZ DAVILA Juan Jose	MEX	0.79	(5) 26.62	(6) 56.93 30.31	(5) 1:27.54 30.61	1:58.43 30.89	2.98	
4	6	KNOWLES Jeremy	BAH	0.70	(6) 26.73	(5) 56.83 30.10	(6) 1:27.62 30.79	1:58.48 30.86	3.03	
5	2	SIOUI Adam	CAN	0.76	(2) 26.18	(3) 56.05 29.87	(4) 1:27.03 30.98	1:58.63 31.60	3.18	
6	1	CARY Pat	USA	0.75	(8) 26.86	(7) 57.22 30.36	(7) 1:27.79 30.57	1:59.06 31.27	3.61	
7	3	HIRNIAK Stefan	CAN	0.75	(3) 26.35	(4) 56.15 29.80	(3) 1:26.96 30.81	1:59.11 32.15	3.66	
8	8	PINZON GARCIA Omar Pinzon	COL	0.68	(7) 26.81	(8) 57.52 30.71	(8) 1:28.86 31.34	2:00.92 32.06	5.47	

Legend

WR World Record =WR Equal World Record PR Panam Games Record =PR Equal Panam Games Record
R.T. Reaction Time DSQ Disqualified DNF Did not Finish DNS Did not Start



Aquatic Park
Parque Acuático
Parque Acuático

20 JUL 2007
10:42

Swimming

Natação / Natación

Men's 200m Butterfly

200m Borboleta Masculino / 200m Mariposa Masculino

Semifinals - Heat 1

Semifinais - Heat 1 / Semifinales - Heat 1

Results

Resultados / Resultados

WR	1:52.09	25.26	53.62	1:22.87	PHELPS Michael	USA	Melbourne (AUS)	28 MAR 2007
PR	1:57.33				RAAB Michael	USA	Santo Domingo (DOM)	12 AUG 2003

Semifinal 1 of 2

Event No. 20

Rank	Lane	Name	NOC Code	R.T.	50m	100m	150m	Time	Time Behind
1	5	ALMEIDA Kaio Marcio	BRA	0.69	(1) 26.03	(1) 56.74 30.71	(2) 1:28.02 31.28	1:57.99 29.97	
2	4	ERAZO Eddie	USA	0.63	(3) 26.54	(1) 56.74 30.20	(1) 1:27.80 31.06	1:58.41 30.61	0.42
3	3	KNOWLES Jeremy	BAH	0.73	(4) 27.11	(4) 57.57 30.46	(3) 1:28.49 30.92	1:59.51 31.02	1.52
4	6	PINZON GARCIA Omar Pinzon	COL	0.71	(2) 26.53	(3) 57.55 31.02	(4) 1:28.75 31.20	2:00.88 32.13	2.89
5	7	GALOFRE MONTES Julio Galofre	COL	0.76	(5) 27.44	(5) 58.67 31.23	(5) 1:30.55 31.88	2:03.68 33.13	5.69
6	2	RODRIGUEZ Gaston	ARG	0.78	(8) 28.19	(7) 59.97 31.78	(6) 1:31.68 31.71	2:04.95 33.27	6.96
7	1	BARAHONA Roy	HON	0.62	(6) 27.94	(8) 1:00.07 32.13	(7) 1:32.22 32.15	2:05.03 32.81	7.04
8	8	CAVIGLIA Mariano	ARG	0.73	(7) 27.99	(6) 59.77 31.78	(8) 1:33.08 33.31	2:07.40 34.32	9.41

Legend

WR World Record =WR Equal World Record PR Panam Games Record =PR Equal Panam Games Record
R.T. Reaction Time DSQ Disqualified DNF Did not Finish DNS Did not Start



Aquatic Park
Parque Acuático
Parque Acuático

20 JUL 2007
10:42

Swimming

Natação / Natación

Men's 200m Butterfly

200m Borboleta Masculino / 200m Mariposa Masculino

Semifinals - Heat 2

Semifinais - Heat 2 / Semifinales - Heat 2

Results

Resultados / Resultados

WR	1:52.09	25.26	53.62	1:22.87	PHELPS Michael	USA	Melbourne (AUS)	28 MAR 2007
PR	1:57.33				RAAB Michael	USA	Santo Domingo (DOM)	12 AUG 2003

Semifinal 2 of 2

Event No. 20

Rank	Lane	Name	NOC Code	R.T.	50m	100m	150m	Time	Time Behind
1	4	HIRNIAK Stefan	CAN	0.80	(4) 26.52	(3) 56.86 30.34	(3) 1:27.82 30.96	1:59.29 31.47	
2	3	SIOUI Adam	CAN	0.75	(3) 26.40	(4) 57.14 30.74	(4) 1:28.54 31.40	1:59.92 31.38	0.63
3	6	VELOZ DAVILA Juan Jose	MEX	0.77	(1) 25.86	(1) 55.90 30.04	(1) 1:26.82 30.92	1:59.99 33.17	0.70
4	5	CARY Pat	USA	0.75	(2) 25.99	(2) 56.60 30.61	(2) 1:27.59 30.99	2:00.36 32.77	1.07
5	2	CRESCIMBENI Emmanuel	PER	0.71	(6) 27.47	(6) 58.49 31.02	(6) 1:29.72 31.23	2:01.09 31.37	1.80
6	1	SALATTA Lucas	BRA	0.72	(5) 26.87	(5) 57.91 31.04	(5) 1:29.41 31.50	2:01.22 31.81	1.93
7	7	HERNANDEZ Javier	HON	0.82	(7) 27.49	(7) 59.04 31.55	(7) 1:31.49 32.45	2:04.42 32.93	5.13
8	8	ARCE AITA Jorge Arturo	CRC	0.76	(8) 28.06	(8) 59.24 31.18	(8) 1:32.07 32.83	2:04.80 32.73	5.51

Legend

WR World Record =WR Equal World Record PR Panam Games Record =PR Equal Panam Games Record
R.T. Reaction Time DSQ Disqualified DNF Did not Finish DNS Did not Start



Aquatic Park
Parque Aquático
Parque Acuático

20 JUL 2007
10:42

Swimming

Natação / Natación

Men's 200m Butterfly

200m Borboleta Masculino / 200m Mariposa Masculino

Semifinals

Semifinais / Semifinales

Results Summary

Resumo dos Resultados / Resumen de Resultados

WR	1:52.09	25.26	53.62	1:22.87	PHELPS Michael	USA	Melbourne (AUS)	28 MAR 2007
PR	1:57.33				RAAB Michael	USA	Santo Domingo (DOM)	12 AUG 2003

Semifinals

Event No. 20

Rank	Heat	Lane	Name	NOC Code	R.T.	50m	100m	150m	Time	Time Behind
1	1	5	ALMEIDA Kaio Marcio	BRA	0.69	26.03	56.74 30.71	1:28.02 31.28	1:57.99	
2	1	4	ERAZO Eddie	USA	0.63	26.54	56.74 30.20	1:27.80 31.06	1:58.41	0.42
3	2	4	HIRNIAK Stefan	CAN	0.80	26.52	56.86 30.34	1:27.82 30.96	1:59.29	1.30
4	1	3	KNOWLES Jeremy	BAH	0.73	27.11	57.57 30.46	1:28.49 30.92	1:59.51	1.52
5	2	3	SIOUI Adam	CAN	0.75	26.40	57.14 30.74	1:28.54 31.40	1:59.92	1.93
6	2	6	VELOZ DAVILA Juan Jose	MEX	0.77	25.86	55.90 30.04	1:26.82 30.92	1:59.99	2.00
7	2	5	CARY Pat	USA	0.75	25.99	56.60 30.61	1:27.59 30.99	2:00.36	2.37
8	1	6	PINZON GARCIA Omar Pinzon	COL	0.71	26.53	57.55 31.02	1:28.75 31.20	2:00.88	2.89
9	2	2	CRESCIMBENI Emmanuel	PER	0.71	27.47	58.49 31.02	1:29.72 31.23	2:01.09	3.10
10	2	1	SALATTA Lucas	BRA	0.72	26.87	57.91 31.04	1:29.41 31.50	2:01.22	3.23
11	1	7	GALOFRE MONTES Julio Galofre	COL	0.76	27.44	58.67 31.23	1:30.55 31.88	2:03.68	5.69
12	2	7	HERNANDEZ Javier	HON	0.82	27.49	59.04 31.55	1:31.49 32.45	2:04.42	6.43
13	2	8	ARCE AITA Jorge Arturo	CRC	0.76	28.06	59.24 31.18	1:32.07 32.83	2:04.80	6.81
14	1	2	RODRIGUEZ Gaston	ARG	0.78	28.19	59.97 31.78	1:31.68 31.71	2:04.95	6.96
15	1	1	BARAHONA Roy	HON	0.62	27.94	1:00.07 32.13	1:32.22 32.15	2:05.03	7.04
16	1	8	CAVIGLIA Mariano	ARG	0.73	27.99	59.77 31.78	1:33.08 33.31	2:07.40	9.41

Legend

WR World Record
R.T. Reaction Time

=WR Equal World Record
DSQ Disqualified

PR Panam Games Record
DNF Did not Finish

=PR Equal Panam Games Record
DNS Did not Start



Aquatic Park
Parque Acuático
Parque Acuático

19 JUL 2007
19:00

Swimming
Natação / Natación

Men's 200m Butterfly
200m Borboleta Masculino / 200m Mariposa Masculino

Heats - Heat 1
Séries - Heat 1 / Series - Heat 1

Results

Resultados / Resultados

WR	1:52.09	25.26	53.62	1:22.87	PHELPS Michael	USA	Melbourne (AUS)	28 MAR 2007
PR	1:57.33				RAAB Michael	USA	Santo Domingo (DOM)	12 AUG 2003

Heat 1 of 3

Event No. 20

Rank	Lane	Name	NOC Code	R.T.	50m	100m	150m	Time	Time Behind
1	5	ERAZO Eddie	USA	0.61	(2) 27.03	(2) 58.12 31.09	(2) 1:29.38 31.26	2:00.22 30.84	
2	4	SIOUI Adam	CAN	0.73	(1) 26.24	(1) 56.31 30.07	(1) 1:27.83 31.52	2:00.60 32.77	0.38
3	6	PINZON GARCIA Omar Pinzon	COL	0.65	(3) 27.16	(3) 58.58 31.42	(3) 1:29.95 31.37	2:02.11 32.16	1.89
4	7	ARCE AITA Jorge Arturo	CRC	0.77	(4) 27.81	(4) 58.79 30.98	(4) 1:31.29 32.50	2:05.42 34.13	5.20
	1	HOULLIER Matthew	TRI					DNS	
	2	ALLY Bradley	BAR					DNS	
	3	FRASER Shaune	CAY					DNS	

Legend

WR World Record =WR Equal World Record PR Panam Games Record =PR Equal Panam Games Record
R.T. Reaction Time DSQ Disqualified DNF Did not Finish DNS Did not Start



Aquatic Park
Parque Acuático
Parque Acuático

19 JUL 2007
19:00

Swimming

Natação / Natación

Men's 200m Butterfly

200m Borboleta Masculino / 200m Mariposa Masculino

Heats - Heat 2

Séries - Heat 2 / Series - Heat 2

Results

Resultados / Resultados

WR	1:52.09	25.26	53.62	1:22.87	PHELPS Michael	USA	Melbourne (AUS)	28 MAR 2007
PR	1:57.33				RAAB Michael	USA	Santo Domingo (DOM)	12 AUG 2003

Heat 2 of 3

Event No. 20

Rank	Lane	Name	NOC Code	R.T.	50m	100m	150m	Time	Time Behind
1	5	HIRNIAK Stefan	CAN	0.74	(2) 26.90	(1) 57.50 30.60	(1) 1:28.57 31.07	2:00.15 31.58	
2	3	CARY Pat	USA	0.70	(1) 26.69	(2) 57.65 30.96	(2) 1:28.95 31.30	2:00.27 31.32	0.12
3	4	VELOZ DAVILA Juan Jose	MEX	0.73	(3) 27.09	(4) 58.05 30.96	(4) 1:29.56 31.51	2:00.71 31.15	0.56
4	2	HERNANDEZ Javier	HON	0.77	(4) 27.22	(3) 58.00 30.78	(5) 1:29.66 31.66	2:03.19 33.53	3.04
5	6	GALOFRE MONTES Julio Galofre	COL	0.71	(5) 27.27	(5) 58.34 31.07	(3) 1:29.47 31.13	2:03.45 33.98	3.30
6	7	BARAHONA Roy	HON	0.65	(6) 27.86	(6) 59.11 31.25	(6) 1:31.37 32.26	2:03.60 32.23	3.45
7	1	HAMILTON Brad	JAM	0.62	(7) 27.94	(7) 59.77 31.83	(7) 1:32.52 32.75	2:08.25 35.73	8.10
8	8	NELTHROPP Ryan	ISV	0.79	(8) 28.31	(8) 1:00.72 32.41	(8) 1:34.48 33.76	2:09.19 34.71	9.04

Legend

WR World Record =WR Equal World Record PR Panam Games Record =PR Equal Panam Games Record
R.T. Reaction Time DSQ Disqualified DNF Did not Finish DNS Did not Start



Aquatic Park
Parque Aquático
Parque Acuático

19 JUL 2007
19:00

Swimming

Natação / Natación

Men's 200m Butterfly

200m Borboleta Masculino / 200m Mariposa Masculino

Heats - Heat 3

Séries - Heat 3 / Series - Heat 3

Results

Resultados / Resultados

WR	1:52.09	25.26	53.62	1:22.87	PHELPS Michael	USA	Melbourne (AUS)	28 MAR 2007
PR	1:57.33				RAAB Michael	USA	Santo Domingo (DOM)	12 AUG 2003

Heat 3 of 3

Event No. 20

Rank	Lane	Name	NOC Code	R.T.	50m	100m	150m	Time	Time Behind
1	4	ALMEIDA Kaio Marcio	BRA	0.69	(3) 27.01	(2) 57.84 30.83	(1) 1:29.04 31.20	2:00.56 31.52	
2	5	KNOWLES Jeremy	BAH	0.75	(2) 26.95	(3) 58.09 31.14	(2) 1:29.61 31.52	2:00.60 30.99	0.04
3	7	CRESCIMBENI Emmanuel	PER	0.70	(6) 27.89	(5) 59.60 31.71	(5) 1:31.25 31.65	2:02.13 30.88	1.57
4	6	RODRIGUEZ Gaston	ARG	0.79	(4) 27.73	(4) 59.57 31.84	(4) 1:31.07 31.50	2:02.72 31.65	2.16
5	3	SALATTA Lucas	BRA	0.69	(1) 26.84	(1) 57.80 30.96	(3) 1:29.86 32.06	2:03.58 33.72	3.02
6	1	CAVIGLIA Mariano	ARG	0.72	(5) 27.84	(6) 59.70 31.86	(6) 1:32.76 33.06	2:06.60 33.84	6.04
7	8	NUÑEZ MUNGUIA Omar Yasser	NCA	0.72	(7) 29.36	(7) 1:02.33 32.97	(7) 1:37.22 34.89	2:13.21 35.99	12.65
	2	ANDARA Leopoldo	VEN					DNS	

Legend

WR World Record =WR Equal World Record PR Panam Games Record =PR Equal Panam Games Record
R.T. Reaction Time DSQ Disqualified DNF Did not Finish DNS Did not Start



Aquatic Park
Parque Aquático
Parque Acuático

19 JUL 2007
19:00

Swimming

Natação / Natación

Men's 200m Butterfly

200m Borboleta Masculino / 200m Mariposa Masculino

Heats

Séries / Series

Results Summary

Resumo dos Resultados / Resumen de Resultados

WR	1:52.09	25.26	53.62	1:22.87	PHELPS Michael	USA	Melbourne (AUS)	28 MAR 2007
PR	1:57.33				RAAB Michael	USA	Santo Domingo (DOM)	12 AUG 2003

Heats

Event No. 20

Rank	Heat	Lane	Name	NOC Code	R.T.	50m	100m	150m	Time	Time Behind
1	2	5	HIRNIAK Stefan	CAN	0.74	26.90	57.50 30.60	1:28.57 31.07	2:00.15 31.58	
2	1	5	ERAZO Eddie	USA	0.61	27.03	58.12 31.09	1:29.38 31.26	2:00.22 30.84	0.07
3	2	3	CARY Pat	USA	0.70	26.69	57.65 30.96	1:28.95 31.30	2:00.27 31.32	0.12
4	3	4	ALMEIDA Kaio Marcio	BRA	0.69	27.01	57.84 30.83	1:29.04 31.20	2:00.56 31.52	0.41
5	1	4	SIOUI Adam	CAN	0.73	26.24	56.31 30.07	1:27.83 31.52	2:00.60 32.77	0.45
5	3	5	KNOWLES Jeremy	BAH	0.75	26.95	58.09 31.14	1:29.61 31.52	2:00.60 30.99	0.45
7	2	4	VELOZ DAVILA Juan Jose	MEX	0.73	27.09	58.05 30.96	1:29.56 31.51	2:00.71 31.15	0.56
8	1	6	PINZON GARCIA Omar Pinzon	COL	0.65	27.16	58.58 31.42	1:29.95 31.37	2:02.11 32.16	1.96
9	3	7	CRESCIMBENI Emmanuel	PER	0.70	27.89	59.60 31.71	1:31.25 31.65	2:02.13 30.88	1.98
10	3	6	RODRIGUEZ Gaston	ARG	0.79	27.73	59.57 31.84	1:31.07 31.50	2:02.72 31.65	2.57
11	2	2	HERNANDEZ Javier	HON	0.77	27.22	58.00 30.78	1:29.66 31.66	2:03.19 33.53	3.04
12	2	6	GALOFRE MONTES Julio Galofre	COL	0.71	27.27	58.34 31.07	1:29.47 31.13	2:03.45 33.98	3.30
13	3	3	SALATTA Lucas	BRA	0.69	26.84	57.80 30.96	1:29.86 32.06	2:03.58 33.72	3.43
14	2	7	BARAHONA Roy	HON	0.65	27.86	59.11 31.25	1:31.37 32.26	2:03.60 32.23	3.45
15	1	7	ARCE AITA Jorge Arturo	CRC	0.77	27.81	58.79 30.98	1:31.29 32.50	2:05.42 34.13	5.27
16	3	1	CAVIGLIA Mariano	ARG	0.72	27.84	59.70 31.86	1:32.76 33.06	2:06.60 33.84	6.45
17	2	1	HAMILTON Brad	JAM	0.62	27.94	59.77 31.83	1:32.52 32.75	2:08.25 35.73	8.10
18	2	8	NELTHROPP Ryan	ISV	0.79	28.31	1:00.72 32.41	1:34.48 33.76	2:09.19 34.71	9.04
19	3	8	NÚÑEZ MUNGUÍA Omar Yasser	NCA	0.72	29.36	1:02.33 32.97	1:37.22 34.89	2:13.21 35.99	13.06
	1	1	HOULLIER Matthew	TRI					DNS	
	1	2	ALLY Bradley	BAR					DNS	
	1	3	FRASER Shaune	CAY					DNS	
	3	2	ANDARA Leopoldo	VEN					DNS	

Legend

WR World Record
R.T. Reaction Time

=WR Equal World Record
DSQ Disqualified

PR Panam Games Record
DNF Did not Finish

=PR Equal Panam Games Record
DNS Did not Start



Aquatic Park
Parque Acuático
Parque Acuático

20 JUL 2007
11:37

Swimming
Natação / Natación

Men's 200m Individual Medley
200m Medley Ind Masculino / 200m 4 Estilos Masculino

Final - Heat 1
Finais - Heat 1 / Finales - Heat 1

Results

Resultados / Resultados

WR	1:54.98	24.96	53.58	1:27.47	PHELPS Michael	USA	Melbourne (AUS)	29 MAR 2007
PR	1:59.49				BOVELL George	TRI	Santo Domingo (DOM)	16 AUG 2003

Final

Event No. 18

Rank	Lane	Name	NOC Code	R.T.	50m	100m	150m	Time	Time Behind	
1	5	PEREIRA Thiago	BRA	0.75	(1) 24.76	(1) 53.93 29.17	(1) 1:28.37 34.44	1:57.79 29.42		PR
2	1	MARGALIS Robert	USA	0.69	(6) 26.34	(6) 57.46 31.12	(4) 1:32.31 34.85	2:00.69 28.38	2.90	
3	3	ALLY Bradley	BAR	0.69	(2) 25.64	(2) 55.82 30.18	(2) 1:30.98 35.16	2:00.96 29.98	3.17	
4	4	BEAVERS Keith	CAN	0.73	(7) 26.63	(3) 57.13 30.50	(3) 1:31.75 34.62	2:01.36 29.61	3.57	
5	6	RATHGEBER Geoff	USA	0.65	(4) 26.22	(4) 57.15 30.93	(5) 1:32.36 35.21	2:02.58 30.22	4.79	
6	8	BOVELL NICHOLAS	TRI	0.74	(3) 26.10	(5) 57.40 31.30	(6) 1:33.60 36.20	2:03.02 29.42	5.23	
7	2	KNOWLES Jeremy	BAH	0.72	(8) 27.00	(8) 58.46 31.46	(8) 1:34.39 35.93	2:03.71 29.32	5.92	
8	7	YABE Diogo	BRA	0.69	(4) 26.22	(7) 57.63 31.41	(7) 1:33.90 36.27	2:05.72 31.82	7.93	

Legend

WR World Record =WR Equal World Record PR Panam Games Record =PR Equal Panam Games Record
R.T. Reaction Time DSQ Disqualified DNF Did not Finish DNS Did not Start



Aquatic Park
Parque Acuático
Parque Acuático

19 JUL 2007
10:42

Swimming

Natação / Natación

Men's 200m Individual Medley

200m Medley Ind Masculino / 200m 4 Estilos Masculino

Semifinals - Heat 1

Semifinais - Heat 1 / Semifinales - Heat 1

Results

Resultados / Resultados

WR	1:54.98	24.96	53.58	1:27.47	PHELPS Michael	USA	Melbourne (AUS)	29 MAR 2007
PR	1:59.49				BOVELL George	TRI	Santo Domingo (DOM)	16 AUG 2003

Semifinal 1 of 2

Event No. 18

Rank	Lane	Name	NOC Code	R.T.	50m	100m	150m	Time	Time Behind
1	4	BEAVERS Keith	CAN	0.70	(4) 26.69	(2) 57.06 30.37	(2) 1:31.79 34.73	2:01.49 29.70	
2	5	PEREIRA Thiago	BRA	0.71	(1) 25.29	(1) 55.99 30.70	(1) 1:30.87 34.88	2:02.00 31.13	0.51
3	6	MARGALIS Robert	USA	0.75	(5) 26.98	(4) 59.02 32.04	(4) 1:34.88 35.86	2:03.81 28.93	2.32
4	3	BOVELL NICHOLAS	TRI	0.78	(2) 26.39	(3) 57.44 31.05	(3) 1:34.37 36.93	2:04.09 29.72	2.60
5	7	MOSTO GONZALES-VIGIL Gianmarco	PER	0.90	(7) 28.23	(6) 1:01.59 33.36	(5) 1:39.12 37.53	2:09.68 30.56	8.19
6	8	WHITEHURST Branden	ISV	0.73	(8) 28.30	(7) 1:01.84 33.54	(7) 1:40.81 38.97	2:09.79 28.98	8.30
7	2	CLARKE Shawn	BAR	0.77	(3) 26.64	(5) 59.60 32.96	(6) 1:39.66 40.06	2:11.91 32.25	10.42
8	1	LOCKE Morgan	ISV	0.66	(6) 27.90	(8) 1:02.09 34.19	(8) 1:41.76 39.67	2:13.50 31.74	12.01

Legend

WR World Record =WR Equal World Record PR Panam Games Record =PR Equal Panam Games Record
R.T. Reaction Time DSQ Disqualified DNF Did not Finish DNS Did not Start



Aquatic Park
Parque Acuático
Parque Acuático

19 JUL 2007
10:42

Swimming
Natação / Natación

Men's 200m Individual Medley
200m Medley Ind Masculino / 200m 4 Estilos Masculino

Semifinals - Heat 2
Semifinais - Heat 2 / Semifinales - Heat 2

Results

Resultados / Resultados

WR	1:54.98	24.96	53.58	1:27.47	PHELPS Michael	USA	Melbourne (AUS)	29 MAR 2007
PR	1:59.49				BOVELL George	TRI	Santo Domingo (DOM)	16 AUG 2003

Semifinal 2 of 2

Event No. 18

Rank	Lane	Name	NOC Code	R.T.	50m	100m	150m	Time	Time Behind
1	5	ALLY Bradley	BAR	0.71	(1) 26.29	(1) 56.87 30.58	(1) 1:32.83 35.96	2:02.74 29.91	
2	4	RATHGEBER Geoff	USA	0.67	(2) 26.48	(2) 57.44 30.96	(2) 1:33.29 35.85	2:02.88 29.59	0.14
3	3	KNOWLES Jeremy	BAH	0.73	(3) 26.52	(4) 58.41 31.89	(3) 1:33.45 35.04	2:03.08 29.63	0.34
4	2	YABE Diogo	BRA	0.71	(5) 26.58	(5) 58.59 32.01	(4) 1:34.00 35.41	2:03.35 29.35	0.61
5	6	ORIWOL Tobias	CAN	0.85	(4) 26.55	(3) 58.08 31.53	(5) 1:35.02 36.94	2:04.30 29.28	1.56
6	1	FRASER Shaune	CAY	0.73	(6) 26.98	(6) 59.45 32.47	(6) 1:36.22 36.77	2:06.31 30.09	3.57
7	7	ANDARA Leopoldo	VEN	0.83	(8) 27.97	(8) 1:01.44 33.47	(7) 1:37.29 35.85	2:08.41 31.12	5.67
8	8	CASTILLO Diego	PAN	0.79	(7) 27.73	(7) 1:00.96 33.23	(8) 1:42.45 41.49	2:13.43 30.98	10.69

Legend

WR World Record =WR Equal World Record PR Panam Games Record =PR Equal Panam Games Record
R.T. Reaction Time DSQ Disqualified DNF Did not Finish DNS Did not Start



Aquatic Park
Parque Aquático
Parque Acuático

19 JUL 2007
10:42

Swimming

Natação / Natación

Men's 200m Individual Medley

200m Medley Ind Masculino / 200m 4 Estilos Masculino

Semifinals

Semifinais / Semifinales

Results Summary

Resumo dos Resultados / Resumen de Resultados

WR	1:54.98	24.96	53.58	1:27.47	PHELPS Michael	USA	Melbourne (AUS)	29 MAR 2007
PR	1:59.49				BOVELL George	TRI	Santo Domingo (DOM)	16 AUG 2003

Semifinals

Event No. 18

Rank	Heat	Lane	Name	NOC Code	R.T.	50m	100m	150m	Time	Time Behind
1	1	4	BEAVERS Keith	CAN	0.70	26.69	57.06 30.37	1:31.79 34.73	2:01.49 29.70	
2	1	5	PEREIRA Thiago	BRA	0.71	25.29	55.99 30.70	1:30.87 34.88	2:02.00 31.13	0.51
3	2	5	ALLY Bradley	BAR	0.71	26.29	56.87 30.58	1:32.83 35.96	2:02.74 29.91	1.25
4	2	4	RATHGEBER Geoff	USA	0.67	26.48	57.44 30.96	1:33.29 35.85	2:02.88 29.59	1.39
5	2	3	KNOWLES Jeremy	BAH	0.73	26.52	58.41 31.89	1:33.45 35.04	2:03.08 29.63	1.59
6	2	2	YABE Diogo	BRA	0.71	26.58	58.59 32.01	1:34.00 35.41	2:03.35 29.35	1.86
7	1	6	MARGALIS Robert	USA	0.75	26.98	59.02 32.04	1:34.88 35.86	2:03.81 28.93	2.32
8	1	3	BOVELL NICHOLAS	TRI	0.78	26.39	57.44 31.05	1:34.37 36.93	2:04.09 29.72	2.60
9	2	6	ORIWOL Tobias	CAN	0.85	26.55	58.08 31.53	1:35.02 36.94	2:04.30 29.28	2.81
10	2	1	FRASER Shaune	CAY	0.73	26.98	59.45 32.47	1:36.22 36.77	2:06.31 30.09	4.82
11	2	7	ANDARA Leopoldo	VEN	0.83	27.97	1:01.44 33.47	1:37.29 35.85	2:08.41 31.12	6.92
12	1	7	MOSTO GONZALES-VIGIL Gianmarco	PER	0.90	28.23	1:01.59 33.36	1:39.12 37.53	2:09.68 30.56	8.19
13	1	8	WHITEHURST Branden	ISV	0.73	28.30	1:01.84 33.54	1:40.81 38.97	2:09.79 28.98	8.30
14	1	2	CLARKE Shawn	BAR	0.77	26.64	59.60 32.96	1:39.66 40.06	2:11.91 32.25	10.42
15	2	8	CASTILLO Diego	PAN	0.79	27.73	1:00.96 33.23	1:42.45 41.49	2:13.43 30.98	11.94
16	1	1	LOCKE Morgan	ISV	0.66	27.90	1:02.09 34.19	1:41.76 39.67	2:13.50 31.74	12.01

Legend

WR World Record
R.T. Reaction Time

=WR Equal World Record
DSQ Disqualified

PR Panam Games Record
DNF Did not Finish

=PR Equal Panam Games Record
DNS Did not Start



Aquatic Park
Parque Acuático
Parque Acuático

18 JUL 2007
19:30

Swimming

Natação / Natación

Men's 200m Individual Medley

200m Medley Ind Masculino / 200m 4 Estilos Masculino

Heats - Heat 1

Séries - Heat 1 / Series - Heat 1

Results

Resultados / Resultados

WR	1:54.98	24.96	53.58	1:27.47	PHELPS Michael	USA	Melbourne (AUS)	29 MAR 2007
PR	1:59.49				BOVELL George	TRI	Santo Domingo (DOM)	16 AUG 2003

Heat 1 of 3

Event No. 18

Rank	Lane	Name	NOC Code	R.T.	50m	100m	150m	Time	Time Behind
1	5	ALLY Bradley	BAR	0.70	(1) 27.14	(1) 58.29 31.15	(1) 1:34.96 36.67	2:04.09 29.13	
2	4	MARGALIS Robert	USA	0.67	(2) 27.42	(2) 59.63 32.21	(2) 1:35.77 36.14	2:04.56 28.79	0.47
3	6	ANDARA Leopoldo	VEN	0.80	(5) 28.00	(3) 1:01.46 33.46	(3) 1:36.97 35.51	2:07.42 30.45	3.33
4	3	FRASER Shaune	CAY	0.74	(3) 27.48	(4) 1:01.70 34.22	(4) 1:40.59 38.89	2:10.29 29.70	6.20
5	2	LOCKE Morgan	ISV	0.63	(4) 27.91	(5) 1:01.98 34.07	(5) 1:41.33 39.35	2:12.86 31.53	8.77
6	7	DAVELAAR Rodion	AHO	0.69	(6) 29.01	(6) 1:04.30 35.29	(6) 1:45.34 41.04	2:18.90 33.56	14.81

Legend							
WR	World Record	=WR	Equal World Record	OR	Olympic Record	=OR	Equal Olympic Record
AF	African Record	=AF	Equal African Record	AM	Americas Record	=AM	Equal Americas Record
AS	Asian Record	=AS	Equal Asian Record	EU	European Record	=EU	Equal European Record
OC	Oceania Record	=OC	Equal Oceania Record	DNF	Did not Finish	DNS	Did not Start
R.T.	Reaction Time	DSQ	Disqualified				



Aquatic Park
Parque Aquático
Parque Acuático

18 JUL 2007
19:30

Swimming
Natação / Natación

Men's 200m Individual Medley
200m Medley Ind Masculino / 200m 4 Estilos Masculino

Heats - Heat 2
Séries - Heat 2 / Series - Heat 2

Results

Resultados / Resultados

WR	1:54.98	24.96	53.58	1:27.47	PHELPS Michael	USA	Melbourne (AUS)	29 MAR 2007
PR	1:59.49				BOVELL George	TRI	Santo Domingo (DOM)	16 AUG 2003

Heat 2 of 3

Event No. 18

Rank	Lane	Name	NOC Code	R.T.	50m	100m	150m	Time	Time Behind
1	3	RATHGEBER Geoff	USA	0.67	(1) 26.51	(1) 57.49 30.98	(1) 1:32.38 34.89	2:01.61 29.23	
2	5	BEAVERS Keith	CAN	0.70	(5) 27.29	(2) 57.89 30.60	(2) 1:32.81 34.92	2:02.35 29.54	0.74
3	4	YABE Diogo	BRA	0.70	(3) 27.12	(4) 59.55 32.43	(4) 1:35.67 36.12	2:05.08 29.41	3.47
4	6	PINZON GARCIA Omar Pinzon	COL	0.63	(2) 26.96	(3) 58.34 31.38	(3) 1:35.48 37.14	2:05.54 30.06	3.93
5	2	WHITEHURST Branden	ISV	0.70	(7) 28.56	(5) 1:03.05 34.49	(5) 1:43.42 40.37	2:13.61 30.19	12.00
6	1	ROODZANT Jan	ARU	0.74	(6) 27.58	(7) 1:04.08 36.50	(7) 1:45.84 41.76	2:17.00 31.16	15.39
7	7	TOUW NGIE TJOUW Gordon	SUR	0.76	(4) 27.20	(6) 1:03.06 35.86	(6) 1:44.61 41.55	2:18.22 33.61	16.61

Legend							
WR	World Record	=WR	Equal World Record	OR	Olympic Record	=OR	Equal Olympic Record
AF	African Record	=AF	Equal African Record	AM	Americas Record	=AM	Equal Americas Record
AS	Asian Record	=AS	Equal Asian Record	EU	European Record	=EU	Equal European Record
OC	Oceania Record	=OC	Equal Oceania Record	DNF	Did not Finish	DNS	Did not Start
R.T.	Reaction Time	DSQ	Disqualified				



Aquatic Park
Parque Aquático
Parque Acuático

18 JUL 2007
19:30

Swimming

Natação / Natación

Men's 200m Individual Medley

200m Medley Ind Masculino / 200m 4 Estilos Masculino

Heats - Heat 3

Séries - Heat 3 / Series - Heat 3

Results

Resultados / Resultados

WR	1:54.98	24.96	53.58	1:27.47	PHELPS Michael	USA	Melbourne (AUS)	29 MAR 2007
PR	1:59.49				BOVELL George	TRI	Santo Domingo (DOM)	16 AUG 2003

Heat 3 of 3

Event No. 18

Rank	Lane	Name	NOC Code	R.T.	50m	100m	150m	Time	Time Behind
1	4	PEREIRA Thiago	BRA	0.72	(1) 25.26	(1) 56.37 31.11	(1) 1:33.07 36.70	2:04.23 31.16	
2	5	KNOWLES Jeremy	BAH	0.74	(3) 26.37	(2) 57.52 31.15	(2) 1:34.06 36.54	2:04.35 30.29	0.12
3	6	BOVELL NICHOLAS	TRI	0.75	(4) 26.38	(3) 58.09 31.71	(4) 1:35.31 37.22	2:04.38 29.07	0.15
4	3	ORIWOL Tobias	CAN	0.89	(2) 26.22	(4) 58.10 31.88	(3) 1:34.58 36.48	2:04.39 29.81	0.16
5	2	MOSTO GONZALES-VIGIL Gianmarco	PER	0.82	(7) 27.84	(6) 1:01.45 33.61	(5) 1:38.80 37.35	2:09.27 30.47	5.04
6	1	CASTILLO Diego	PAN	0.81	(6) 27.57	(7) 1:01.79 34.22	(7) 1:42.30 40.51	2:13.38 31.08	9.15
7	7	CLARKE Shawn	BAR	0.78	(5) 26.99	(5) 1:00.84 33.85	(6) 1:41.83 40.99	2:14.67 32.84	10.44

Legend			
WR	World Record	=WR	Equal World Record
AF	African Record	=AF	Equal African Record
AS	Asian Record	=AS	Equal Asian Record
OC	Oceania Record	=OC	Equal Oceania Record
R.T.	Reaction Time	DSQ	Disqualified
		OR	Olympic Record
		AM	Americas Record
		EU	European Record
		DNF	Did not Finish
		=OR	Equal Olympic Record
		=AM	Equal Americas Record
		=EU	Equal European Record
		DNS	Did not Start



Aquatic Park
Parque Aquático
Parque Acuático

18 JUL 2007
19:30

Swimming
Natação / Natación

Men's 200m Individual Medley
200m Medley Ind Masculino / 200m 4 Estilos Masculino

Heats
Séries / Series

Results Summary

Resumo dos Resultados / Resumen de Resultados

WR	1:54.98	24.96	53.58	1:27.47	PHELPS Michael	USA	Melbourne (AUS)	29 MAR 2007
PR	1:59.49				BOVELL George	TRI	Santo Domingo (DOM)	16 AUG 2003

Heats

Event No. 18

Rank	Heat	Lane	Name	NOC Code	R.T.	50m	100m	150m	Time	Time Behind
1	2	3	RATHGEBER Geoff	USA	0.67	26.51	57.49 30.98	1:32.38 34.89	2:01.61 29.23	
2	2	5	BEAVERS Keith	CAN	0.70	27.29	57.89 30.60	1:32.81 34.92	2:02.35 29.54	0.74
3	1	5	ALLY Bradley	BAR	0.70	27.14	58.29 31.15	1:34.96 36.67	2:04.09 29.13	2.48
4	3	4	PEREIRA Thiago	BRA	0.72	25.26	56.37 31.11	1:33.07 36.70	2:04.23 31.16	2.62
5	3	5	KNOWLES Jeremy	BAH	0.74	26.37	57.52 31.15	1:34.06 36.54	2:04.35 30.29	2.74
6	3	6	BOVELL NICHOLAS	TRI	0.75	26.38	58.09 31.71	1:35.31 37.22	2:04.38 29.07	2.77
7	3	3	ORIWOL Tobias	CAN	0.89	26.22	58.10 31.88	1:34.58 36.48	2:04.39 29.81	2.78
8	1	4	MARGALIS Robert	USA	0.67	27.42	59.63 32.21	1:35.77 36.14	2:04.56 28.79	2.95
9	2	4	YABE Diogo	BRA	0.70	27.12	59.55 32.43	1:35.67 36.12	2:05.08 29.41	3.47
10	2	6	PINZON GARCIA Omar Pinzon	COL	0.63	26.96	58.34 31.38	1:35.48 37.14	2:05.54 30.06	3.93
11	1	6	ANDARA Leopoldo	VEN	0.80	28.00	1:01.46 33.46	1:36.97 35.51	2:07.42 30.45	5.81
12	3	2	MOSTO GONZALES-VIGIL Gianmarco	PER	0.82	27.84	1:01.45 33.61	1:38.80 37.35	2:09.27 30.47	7.66
13	1	3	FRASER Shaune	CAY	0.74	27.48	1:01.70 34.22	1:40.59 38.89	2:10.29 29.70	8.68
14	1	2	LOCKE Morgan	ISV	0.63	27.91	1:01.98 34.07	1:41.33 39.35	2:12.86 31.53	11.25
15	3	1	CASTILLO Diego	PAN	0.81	27.57	1:01.79 34.22	1:42.30 40.51	2:13.38 31.08	11.77
16	2	2	WHITEHURST Branden	ISV	0.70	28.56	1:03.05 34.49	1:43.42 40.37	2:13.61 30.19	12.00
17	3	7	CLARKE Shawn	BAR	0.78	26.99	1:00.84 33.85	1:41.83 40.99	2:14.67 32.84	13.06
18	2	1	ROODZANT Jan	ARU	0.74	27.58	1:04.08 36.50	1:45.84 41.76	2:17.00 31.16	15.39
19	2	7	TOUW NGIE TJOUW Gordon	SUR	0.76	27.20	1:03.06 35.86	1:44.61 41.55	2:18.22 33.61	16.61
20	1	7	DAVELAAR Rodion	AHO	0.69	29.01	1:04.30 35.29	1:45.34 41.04	2:18.90 33.56	17.29

Legend							
WR	World Record	=WR	Equal World Record	OR	Olympic Record	=OR	Equal Olympic Record
AF	African Record	=AF	Equal African Record	AM	Americas Record	=AM	Equal Americas Record
AS	Asian Record	=AS	Equal Asian Record	EU	European Record	=EU	Equal European Record
OC	Oceania Record	=OC	Equal Oceania Record	DNF	Did not Finish	DNS	Did not Start
R.T.	Reaction Time	DSQ	Disqualified				



Aquatic Park
Parque Aquático
Parque Acuático

17 JUL 2007
10:30

Swimming

Natação / Natación

Men's 400m Individual Medley

400m Medley Ind Masculino / 400m 4 Estilos Masculino

Final - Heat 1

Finais - Heat 1 / Finales - Heat 1

Results

Resultados / Resultados

WR	4:06.22	55.05	1:58.18	3:09.33	PHELPS Michael	USA	Melbourne (AUS)	1 APR 2007
PR	4:15.52				MYDEN Curtis	CAN	Winnipeg (CAN)	3 AUG 1999

Final

Event No. 4

Rank	Lane	Name	NOC Code	R.T.	Time	Time Behind	
1	4	PEREIRA Thiago	BRA	0.77	4:11.14		PR
50m (1) 26.27	100m (1) 56.29 30.02	150m (1) 1:27.95 31.66	200m (1) 1:59.13 31.18	250m (1) 2:33.93 34.80	300m (1) 3:09.35 35.42	350m (1) 3:40.50 31.15	30.64
2	5	MARGALIS Robert	USA	0.69	4:17.52	6.38	
50m (2) 26.89	100m (2) 57.97 31.08	150m (3) 1:31.25 33.28	200m (2) 2:03.32 32.07	250m (3) 2:40.17 36.85	300m (3) 3:17.60 37.43	350m (2) 3:47.85 30.25	29.67
3	3	BEAVERS Keith	CAN	0.71	4:19.01	7.87	
50m (4) 27.55	100m (3) 58.44 30.89	150m (2) 1:31.07 32.63	200m (3) 2:03.55 32.48	250m (2) 2:39.80 36.25	300m (2) 3:16.59 36.79	350m (3) 3:48.13 31.54	30.88
4	1	YABE Diogo	BRA	0.69	4:25.18	14.04	
50m (8) 28.25	100m (8) 1:00.23 31.98	150m (8) 1:34.42 34.19	200m (8) 2:09.43 35.01	250m (8) 2:46.01 36.58	300m (6) 3:23.88 37.87	350m (6) 3:55.28 31.40	29.90
5	6	ALLY Bradley	BAR	0.70	4:25.36	14.22	
50m (3) 27.49	100m (6) 59.39 31.90	150m (6) 1:33.02 33.63	200m (4) 2:06.02 33.00	250m (4) 2:44.17 38.15	300m (5) 3:23.35 39.18	350m (4) 3:54.87 31.52	30.49
6	7	ORIWOL Tobias	CAN	0.88	4:26.85	15.71	
50m (5) 27.59	100m (4) 58.96 31.37	150m (4) 1:32.69 33.73	200m (5) 2:06.40 33.71	250m (6) 2:44.88 38.48	300m (7) 3:25.02 40.14	350m (7) 3:57.07 32.05	29.78
7	2	CALLAHAN Andrew	USA	0.78	4:26.86	15.72	
50m (6) 27.67	100m (7) 59.79 32.12	150m (7) 1:34.25 34.46	200m (7) 2:08.65 34.40	250m (5) 2:44.75 36.10	300m (4) 3:22.60 37.85	350m (5) 3:55.01 32.41	31.85
8	8	PINZON GARCIA Omar Pinzon	COL	0.65	4:28.82	17.68	
50m (6) 27.67	100m (5) 58.97 31.30	150m (5) 1:32.92 33.95	200m (6) 2:06.55 33.63	250m (7) 2:45.72 39.17	300m (8) 3:26.15 40.43	350m (8) 3:58.30 32.15	30.52

Legend							
WR	World Record	=WR	Equal World Record	OR	Olympic Record	=OR	Equal Olympic Record
AF	African Record	=AF	Equal African Record	AM	Americas Record	=AM	Equal Americas Record
AS	Asian Record	=AS	Equal Asian Record	EU	European Record	=EU	Equal European Record
OC	Oceania Record	=OC	Equal Oceania Record	DNF	Did not Finish	DNS	Did not Start
R.T.	Reaction Time	DSQ	Disqualified				



Aquatic Park
Parque Aquático
Parque Acuático

16 JUL 2007
19:35

Swimming

Natação / Natación

Men's 400m Individual Medley

400m Medley Ind Masculino / 400m 4 Estilos Masculino

Heats - Heat 1

Séries - Heat 1 / Series - Heat 1

Results

Resultados / Resultados

WR	4:06.22	55.05	1:58.18	3:09.33	PHELPS Michael	USA	Melbourne (AUS)	1 APR 2007
PR	4:15.52				MYDEN Curtis	CAN	Winnipeg (CAN)	3 AUG 1999

Heat 1 of 3

Event No. 4

Rank	Lane	Name	NOC Code	R.T.	Time	Time Behind	
1	5	ORIWOL Tobias	CAN	0.87	4:24.84		
50m (1) 27.56	100m (1) 59.25 31.69	150m (1) 1:33.69 34.44	200m (1) 2:06.87 33.18	250m (1) 2:44.90 38.03	300m (1) 3:23.96 39.06	350m (1) 3:54.58 30.62	30.26
2	4	YABE Diogo	BRA	0.70	4:25.72	0.88	
50m (2) 27.63	100m (2) 59.64 32.01	150m (2) 1:34.71 35.07	200m (2) 2:09.84 35.13	250m (2) 2:47.17 37.33	300m (2) 3:24.23 37.06	350m (2) 3:55.36 31.13	30.36
3	6	RODRIGUEZ Gaston	ARG	0.83	4:34.02	9.18	
50m (4) 28.47	100m (3) 1:01.00 32.53	150m (3) 1:37.72 36.72	200m (3) 2:13.32 35.60	250m (3) 2:52.06 38.74	300m (3) 3:31.54 39.48	350m (3) 4:03.14 31.60	30.88
4	2	LOCKE Morgan	ISV	0.65	4:47.89	23.05	
50m (5) 28.64	100m (4) 1:01.88 33.24	150m (4) 1:39.29 37.41	200m (4) 2:15.55 36.26	250m (4) 2:56.37 40.82	300m (4) 3:39.07 42.70	350m (4) 4:13.89 34.82	34.00
5	7	HOMER Christian	TRI	0.80	4:55.50	30.66	
50m (3) 28.39	100m (5) 1:02.33 33.94	150m (5) 1:41.33 39.00	200m (5) 2:18.96 37.63	250m (5) 3:01.78 42.82	300m (5) 3:45.02 43.24	350m (5) 4:20.91 35.89	34.59
	3	ANDARA Leopoldo	VEN		DNS		

Legend			
WR	World Record	=WR	Equal World Record
AF	African Record	=AF	Equal African Record
AS	Asian Record	=AS	Equal Asian Record
OC	Oceania Record	=OC	Equal Oceania Record
R.T.	Reaction Time	DSQ	Disqualified
		OR	Olympic Record
		AM	Americas Record
		EU	European Record
		DNF	Did not Finish
		=OR	Equal Olympic Record
		=AM	Equal Americas Record
		=EU	Equal European Record
		DNS	Did not Start



Aquatic Park
Parque Aquático
Parque Acuático

16 JUL 2007
19:35

Swimming
Natação / Natación

Men's 400m Individual Medley
400m Medley Ind Masculino / 400m 4 Estilos Masculino

Heats - Heat 2
Séries - Heat 2 / Series - Heat 2

Results

Resultados / Resultados

WR	4:06.22	55.05	1:58.18	3:09.33	PHELPS Michael	USA	Melbourne (AUS)	1 APR 2007
PR	4:15.52				MYDEN Curtis	CAN	Winnipeg (CAN)	3 AUG 1999

Heat 2 of 3

Event No. 4

Rank	Lane	Name	NOC Code	R.T.	Time	Time Behind	
1	4	MARGALIS Robert	USA	0.77	4:19.56		
50m (1) 27.30	100m (1) 58.75 31.45	150m (1) 1:32.49 33.74	200m (1) 2:04.54 32.05	250m (1) 2:41.91 37.37	300m (1) 3:19.09 37.18	350m (1) 3:49.57 30.48	29.99
2	5	ALLY Bradley	BAR	0.78	4:23.04	3.48	
50m (2) 27.60	100m (2) 59.14 31.54	150m (2) 1:32.75 33.61	200m (2) 2:05.48 32.73	250m (2) 2:42.48 37.00	300m (2) 3:20.17 37.69	350m (2) 3:51.68 31.51	31.36
3	3	PINZON GARCIA Omar Pinzon	COL	0.63	4:30.76	11.20	
50m (3) 28.27	100m (3) 1:00.51 32.24	150m (3) 1:34.14 33.63	200m (3) 2:06.94 32.80	250m (3) 2:46.71 39.77	300m (3) 3:27.08 40.37	350m (3) 3:59.87 32.79	30.89

Legend							
WR	World Record	=WR	Equal World Record	OR	Olympic Record	=OR	Equal Olympic Record
AF	African Record	=AF	Equal African Record	AM	Americas Record	=AM	Equal Americas Record
AS	Asian Record	=AS	Equal Asian Record	EU	European Record	=EU	Equal European Record
OC	Oceania Record	=OC	Equal Oceania Record				
R.T.	Reaction Time	DSQ	Disqualified	DNF	Did not Finish	DNS	Did not Start



Aquatic Park
Parque Aquático
Parque Acuático

16 JUL 2007
19:35

Swimming

Natação / Natación

Men's 400m Individual Medley

400m Medley Ind Masculino / 400m 4 Estilos Masculino

Heats - Heat 3

Séries - Heat 3 / Series - Heat 3

Results

Resultados / Resultados

WR	4:06.22	55.05	1:58.18	3:09.33	PHELPS Michael	USA	Melbourne (AUS)	1 APR 2007
PR	4:15.52				MYDEN Curtis	CAN	Winnipeg (CAN)	3 AUG 1999

Heat 3 of 3

Event No. 4

Rank	Lane	Name	NOC Code	R.T.	Time	Time Behind	
1	4	PEREIRA Thiago	BRA	0.72	4:18.93		
50m (1) 26.04	100m (1) 57.17 31.13	150m (1) 1:29.92 32.75	200m (1) 2:02.56 32.64	250m (1) 2:38.72 36.16	300m (1) 3:15.77 37.05	350m (1) 3:47.74 31.97	31.19
2	3	BEAVERS Keith	CAN	0.72	4:19.68	0.75	
50m (2) 27.38	100m (2) 58.29 30.91	150m (2) 1:30.89 32.60	200m (2) 2:03.37 32.48	250m (2) 2:39.73 36.36	300m (2) 3:16.94 37.21	350m (2) 3:48.45 31.51	31.23
3	5	CALLAHAN Andrew	USA	0.79	4:23.84	4.91	
50m (3) 27.81	100m (3) 59.56 31.75	150m (3) 1:34.56 35.00	200m (3) 2:08.53 33.97	250m (3) 2:43.90 35.37	300m (3) 3:20.83 36.93	350m (3) 3:52.68 31.85	31.16
4	6	GUZMAN Benjamin	CHI	0.77	4:31.97	13.04	
50m (4) 28.81	100m (5) 1:01.54 32.73	150m (6) 1:38.26 36.72	200m (6) 2:13.61 35.35	250m (4) 2:51.15 37.54	300m (4) 3:29.72 38.57	350m (4) 4:01.78 32.06	30.19
5	7	CASTILLO Diego	PAN	0.79	4:39.06	20.13	
50m (6) 28.93	100m (6) 1:01.73 32.80	150m (5) 1:37.65 35.92	200m (5) 2:12.60 34.95	250m (5) 2:52.87 40.27	300m (5) 3:34.07 41.20	350m (5) 4:07.14 33.07	31.92
6	2	YNTEMA Douwe	ESA	0.76	4:40.48	21.55	
50m (5) 28.86	100m (4) 1:01.37 32.51	150m (4) 1:37.35 35.98	200m (4) 2:11.78 34.43	250m (6) 2:54.13 42.35	300m (6) 3:36.82 42.69	350m (6) 4:09.37 32.55	31.11

Legend							
WR	World Record	=WR	Equal World Record	OR	Olympic Record	=OR	Equal Olympic Record
AF	African Record	=AF	Equal African Record	AM	Americas Record	=AM	Equal Americas Record
AS	Asian Record	=AS	Equal Asian Record	EU	European Record	=EU	Equal European Record
OC	Oceania Record	=OC	Equal Oceania Record				
R.T.	Reaction Time	DSQ	Disqualified	DNF	Did not Finish	DNS	Did not Start



Aquatic Park
Parque Acuático
Parque Acuático

Swimming
Natação / Natación

Men's 400m Individual Medley
400m Medley Ind Masculino / 400m 4 Estilos Masculino

16 JUL 2007
19:35

Heats
Séries / Series

Results Summary

Resumo dos Resultados / Resumen de Resultados

WR	4:06.22	55.05	1:58.18	3:09.33	PHELPS Michael	USA	Melbourne (AUS)	1 APR 2007
PR	4:15.52				MYDEN Curtis	CAN	Winnipeg (CAN)	3 AUG 1999

Heats

Event No. 4

Rank	Heat	Lane	Name	NOC Code	R.T.	Time	Time Behind	
1	3	4	PEREIRA Thiago	BRA	0.72	4:18.93		
	50m 26.04	100m 57.17 31.13	150m 1:29.92 32.75	200m 2:02.56 32.64	250m 2:38.72 36.16	300m 3:15.77 37.05	350m 3:47.74 31.97	31.19
2	2	4	MARGALIS Robert	USA	0.77	4:19.56	0.63	
	50m 27.30	100m 58.75 31.45	150m 1:32.49 33.74	200m 2:04.54 32.05	250m 2:41.91 37.37	300m 3:19.09 37.18	350m 3:49.57 30.48	29.99
3	3	3	BEAVERS Keith	CAN	0.72	4:19.68	0.75	
	50m 27.38	100m 58.29 30.91	150m 1:30.89 32.60	200m 2:03.37 32.48	250m 2:39.73 36.36	300m 3:16.94 37.21	350m 3:48.45 31.51	31.23
4	2	5	ALLY Bradley	BAR	0.78	4:23.04	4.11	
	50m 27.60	100m 59.14 31.54	150m 1:32.75 33.61	200m 2:05.48 32.73	250m 2:42.48 37.00	300m 3:20.17 37.69	350m 3:51.68 31.51	31.36
5	3	5	CALLAHAN Andrew	USA	0.79	4:23.84	4.91	
	50m 27.81	100m 59.56 31.75	150m 1:34.56 35.00	200m 2:08.53 33.97	250m 2:43.90 35.37	300m 3:20.83 36.93	350m 3:52.68 31.85	31.16
6	1	5	ORIWOL Tobias	CAN	0.87	4:24.84	5.91	
	50m 27.56	100m 59.25 31.69	150m 1:33.69 34.44	200m 2:06.87 33.18	250m 2:44.90 38.03	300m 3:23.96 39.06	350m 3:54.58 30.62	30.26
7	1	4	YABE Diogo	BRA	0.70	4:25.72	6.79	
	50m 27.63	100m 59.64 32.01	150m 1:34.71 35.07	200m 2:09.84 35.13	250m 2:47.17 37.33	300m 3:24.23 37.06	350m 3:55.36 31.13	30.36
8	2	3	PINZON GARCIA Omar Pinzon	COL	0.63	4:30.76	11.83	
	50m 28.27	100m 1:00.51 32.24	150m 1:34.14 33.63	200m 2:06.94 32.80	250m 2:46.71 39.77	300m 3:27.08 40.37	350m 3:59.87 32.79	30.89
9	3	6	GUZMAN Benjamin	CHI	0.77	4:31.97	13.04	
	50m 28.81	100m 1:01.54 32.73	150m 1:38.26 36.72	200m 2:13.61 35.35	250m 2:51.15 37.54	300m 3:29.72 38.57	350m 4:01.78 32.06	30.19
10	1	6	RODRIGUEZ Gaston	ARG	0.83	4:34.02	15.09	
	50m 28.47	100m 1:01.00 32.53	150m 1:37.72 36.72	200m 2:13.32 35.60	250m 2:52.06 38.74	300m 3:31.54 39.48	350m 4:03.14 31.60	30.88
11	3	7	CASTILLO Diego	PAN	0.79	4:39.06	20.13	
	50m 28.93	100m 1:01.73 32.80	150m 1:37.65 35.92	200m 2:12.60 34.95	250m 2:52.87 40.27	300m 3:34.07 41.20	350m 4:07.14 33.07	31.92
12	2	6	MOSTO GONZALES-VIGIL Gianmarco	PER	0.86	4:39.43	20.50	
	50m 29.38	100m 1:03.53 34.15	150m 1:39.47 35.94	200m 2:15.68 36.21	250m 2:54.37 38.69	300m 3:34.20 39.83	350m 4:08.34 34.14	31.09
13	2	7	QUEIPO Daniel	URU	0.78	4:39.64	20.71	
	50m 28.31	100m 1:01.69 33.38	150m 1:39.00 37.31	200m 2:14.42 35.42	250m 2:55.44 41.02	300m 3:36.28 40.84	350m 4:09.56 33.28	30.08
14	3	2	YNTEMA Douwe	ESA	0.76	4:40.48	21.55	
	50m 28.86	100m 1:01.37 32.51	150m 1:37.35 35.98	200m 2:11.78 34.43	250m 2:54.13 42.35	300m 3:36.82 42.69	350m 4:09.37 32.55	31.11
15	2	2	WHITEHURST Branden	ISV	0.78	4:41.14	22.21	
	50m 28.65	100m 1:01.16 32.51	150m 1:37.09 35.93	200m 2:12.47 35.38	250m 2:54.30 41.83	300m 3:37.06 42.76	350m 4:10.10 33.04	31.04
16	1	2	LOCKE Morgan	ISV	0.65	4:47.89	28.96	
	50m 28.64	100m 1:01.88 33.24	150m 1:39.29 37.41	200m 2:15.55 36.26	250m 2:56.37 40.82	300m 3:39.07 42.70	350m 4:13.89 34.82	34.00
17	1	7	HOMER Christian	TRI	0.80	4:55.50	36.57	
	50m 28.39	100m 1:02.33 33.94	150m 1:41.33 39.00	200m 2:18.96 37.63	250m 3:01.78 42.82	300m 3:45.02 43.24	350m 4:20.91 35.89	34.59
	1	3	ANDARA Leopoldo	VEN		DNS		

Legend							
WR	World Record	=WR	Equal World Record	OR	Olympic Record	=OR	Equal Olympic Record
AF	African Record	=AF	Equal African Record	AM	Americas Record	=AM	Equal Americas Record
AS	Asian Record	=AS	Equal Asian Record	EU	European Record	=EU	Equal European Record
OC	Oceania Record	=OC	Equal Oceania Record				
R.T.	Reaction Time	DSQ	Disqualified	DNF	Did not Finish	DNS	Did not Start



Aquatic Park
Parque Acuático
Parque Acuático

20 JUL 2007
11:54

Swimming

Natação / Natación

Men's 4x100m Freestyle

Revezamento 4 x 100m Livre Masculino / Relevos 4x100m Libre Masculino

Final - Heat 1

Finais - Heat 1 / Finales - Heat 1

Results

Resultados / Resultados

WR	3:12.46	48.83	1:36.72	2:24.68	USA - United States	Victoria (CAN)	19 AUG 2006
PR	3:17.18				BRA - Brazil	Winnipeg (CAN)	5 AUG 1999

Final

Event No. 24

Rank	Lane	NOC	Name	R.T.	50m	100m	Time	Time Behind
1	5	BRA - Brazil					3:15.90	PR
			SILVA Fernando	0.73	23.55	49.72 (2)	49.72	
			DEBONI Eduardo	0.20	22.99	49.15 (2)	1:38.87	
			OLIVEIRA Nicolas	0.24	23.51	48.85 (1)	2:27.72	
			CIELO FILHO Cesar	0.25	22.36	48.18 (1)	3:15.90	
2	4	USA - United States					3:16.66	0.76
			WOODWARD Gabriel	0.70	23.91	50.68 (4)	50.68	
			BERENS Ricky	0.21	22.55	48.05 (1)	1:38.73	
			ROGERS Dale	0.18	23.05	49.28 (2)	2:28.01	
			GRANT Andy	0.25	22.89	48.65 (2)	3:16.66	
3	2	VEN - Venezuela					3:18.97	3.07
			SUBIRATS Albert	0.73	23.88	49.71 (1)	49.71	
			ALESI Octavio	0.32	23.20	49.93 (3)	1:39.64	
			ROJAS Luis	0.33	23.36	49.52 (3)	2:29.16	
			ACUÑA Crox	0.19	23.71	49.81 (3)	3:18.97	
4	6	CAN - Canada					3:20.46	4.56
			HANKEWICH Chad	0.71	24.15	50.40 (3)	50.40	
			HORTNESS Richard	0.30	24.12	50.33 (4)	1:40.73	
			HAWES Matthew	0.28	23.40	50.45 (5)	2:31.18	
			SIOUI Adam	0.17	23.26	49.28 (4)	3:20.46	
5	3	URU - Uruguay					3:21.06	5.16
			MELCONIAN Gabriel	0.66	24.25	50.72 (5)	50.72	
			KUTSCHER BELGERI Paul	0.17	23.68	50.20 (5)	1:40.92	
			KUTSCHER BELGERI Martin	0.18	23.66	49.78 (4)	2:30.70	
			PICASSO Francisco	0.21	23.78	50.36 (5)	3:21.06	
6	7	COL - Colombia					3:29.09	13.19
			BECERRA VELASCO Camilo Becerra	0.71	24.20	51.28 (6)	51.28	
			PINZON GARCIA Omar Pinzon	0.11	24.38	51.99 (6)	1:43.27	
			VIVEROS MADARIAGA Carlos Viveros	0.46	25.21	53.66 (6)	2:36.93	
			GALOFRE MONTES Julio Galofre	0.43	25.17	52.16 (6)	3:29.09	
7	8	MEX - Mexico					3:30.44	14.54
			YEH MORENO Juan Alberto	0.68	24.80	52.23 (8)	52.23	
			BAYATA VILLA Enrique	0.23	25.64	53.78 (7)	1:46.01	
			LOPEZ RAMOS Ivan de Jesus	0.35	25.42	52.96 (7)	2:38.97	
			RODRIGUEZ Amauri	0.21	24.91	51.47 (7)	3:30.44	
8	1	BAR - Barbados					3:32.65	16.75
			HAYNES Terrence	0.76	24.19	51.65 (7)	51.65	
			ALLY Bradley	0.43	26.43	55.98 (8)	1:47.63	
			CROSS Andrei	0.27	25.47	53.79 (8)	2:41.42	
			CLARKE Shawn	0.16	24.11	51.23 (8)	3:32.65	

Legend

WR World Record
R.T. Reaction Time

=WR Equal World Record
DSQ Disqualified

PR Panam Games Record
DNF Did not Finish

=PR Equal Panam Games Record
DNS Did not Start



Aquatic Park
Parque Acuático
Parque Acuático

19 JUL 2007
20:06

Swimming

Natação / Natación

Men's 4x100m Freestyle

Revezamento 4 x 100m Livre Masculino / Relevos 4x100m Libre Masculino

Heats - Heat 1

Séries - Heat 1 / Series - Heat 1

Results

Resultados / Resultados

WR	3:12.46	48.83	1:36.72	2:24.68	USA - United States	Victoria (CAN)	19 AUG 2006
PR	3:17.18				BRA - Brazil	Winnipeg (CAN)	5 AUG 1999

Heat 1 of 2

Event No. 24

Rank	Lane	NOC	Name	R.T.	50m	100m	Time	Time Behind
1	4	CAN - Canada					3:23.43	
			WOLLACH Pascal	0.80	24.72	51.38	(2) 51.38	
			SACCO Thomas Anthony	0.32	24.15	51.12	(1) 1:42.50	
			HAWES Matthew	0.21	24.27	50.50	(1) 2:33.00	
			HORTNESS Richard	0.37	24.27	50.43	(1) 3:23.43	
2	5	VEN - Venezuela					3:26.79	3.36
			CASANOVA Jesus	0.65	24.88	51.96	(3) 51.96	
			ALESI Octavio	0.31	24.77	52.05	(2) 1:44.01	
			ROJAS Luis	0.38	24.43	50.67	(2) 2:34.68	
			VEZGA OLIVARES Reymor	0.46	24.25	52.11	(2) 3:26.79	
3	6	COL - Colombia					3:31.29	7.86
			BECERRA VELASCO Camilo Becerra	0.70	24.37	51.34	(1) 51.34	
			PINZON GARCIA Omar Pinzon	0.35	25.44	53.54	(3) 1:44.88	
			GALOFRE MONTES Julio Galofre	0.51	25.60	52.93	(3) 2:37.81	
			VIVEROS MADARIAGA Carlos Viveros	0.48	25.05	53.48	(3) 3:31.29	
4	3	MEX - Mexico					3:32.42	8.99
			YEH MORENO Juan Alberto	0.71	25.31	52.51	(4) 52.51	
			RODRIGUEZ Amauri	0.36	25.96	52.43	(4) 1:44.94	
			BAYATA VILLA Enrique	0.22	25.15	53.62	(4) 2:38.56	
			LOPEZ RAMOS Ivan de Jesus	0.32	25.88	53.86	(4) 3:32.42	
5	2	ISV - Virgin Islands					3:35.06	11.63
			LABAN Josh	0.70	26.04	52.84	(5) 52.84	
			LOCKE Kieran	0.23	25.37	53.17	(5) 1:46.01	
			LOCKE Morgan	0.23	25.72	53.70	(5) 2:39.71	
			HENSLEY Kevin	0.20	26.44	55.35	(5) 3:35.06	

Legend

WR World Record
R.T. Reaction Time

=WR Equal World Record
DSQ Disqualified

PR Panam Games Record
DNF Did not Finish

=PR Equal Panam Games Record
DNS Did not Start



Aquatic Park
Parque Acuático
Parque Acuático

19 JUL 2007
20:06

Swimming

Natação / Natación

Men's 4x100m Freestyle

Revezamento 4 x 100m Livre Masculino / Relevos 4x100m Libre Masculino

Heats - Heat 2

Séries - Heat 2 / Series - Heat 2

Results

Resultados / Resultados

WR	3:12.46	48.83	1:36.72	2:24.68	USA - United States	Victoria (CAN)	19 AUG 2006
PR	3:17.18				BRA - Brazil	Winnipeg (CAN)	5 AUG 1999

Heat 2 of 2

Event No. 24

Rank	Lane	NOC	Name	R.T.	50m	100m	Time	Time Behind
1	4	USA - United States					3:18.19	
			HALL JR. Gary	0.79	24.28	50.48 (2)	50.48	
			RIGHI Alex	0.36	23.37	49.76 (1)	1:40.24	
			GRANT Andy	0.20	23.40	49.07 (1)	2:29.31	
			BERENS Ricky	0.43	23.37	48.88 (1)	3:18.19	
2	5	BRA - Brazil					3:19.65	1.46
			SILVA Fernando	0.74	23.83	49.95 (1)	49.95	
			SANTOS Nicholas	0.51	23.64	50.59 (2)	1:40.54	
			PEREIRA Thiago	0.26	24.07	49.89 (2)	2:30.43	
			DEBONI Eduardo	0.21	22.50	49.22 (2)	3:19.65	
3	3	URU - Uruguay					3:21.34	3.15
			MELCONIAN Gabriel	0.73	24.43	51.45 (3)	51.45	
			KUTSCHER BELGERI Paul	0.22	23.77	50.25 (3)	1:41.70	
			KUTSCHER BELGERI Martin	0.09	23.60	49.70 (3)	2:31.40	
			PICASSO Francisco	0.14	23.62	49.94 (3)	3:21.34	
4	6	BAR - Barbados					3:31.29	13.10
			CLARKE Shawn	0.74	24.68	51.86 (4)	51.86	
			ALLY Bradley	0.68	25.14	52.83 (4)	1:44.69	
			CROSS Andrei	0.28	25.13	53.38 (4)	2:38.07	
			HAYNES Terrence	0.30	24.60	53.22 (4)	3:31.29	
5	2	HON - Honduras					3:53.04	34.85
			LAGOS Juan	0.77	27.16	56.26 (5)	56.26	
			HERNANDEZ Javier	0.17	28.15	59.83 (5)	1:56.09	
			BARAHONA Roy	0.30	28.25	1:00.19 (5)	2:56.28	
			CARCAMO Horacio	0.67	26.87	56.76 (5)	3:53.04	

Legend

WR World Record
R.T. Reaction Time

=WR Equal World Record
DSQ Disqualified

PR Panam Games Record
DNF Did not Finish

=PR Equal Panam Games Record
DNS Did not Start



Aquatic Park
Parque Acuático
Parque Acuático

19 JUL 2007
20:06

Swimming
Natação / Natación

Men's 4x100m Freestyle
Revezamento 4 x 100m Livre Masculino / Relevos 4x100m Libre Masculino

Heats
Séries / Series

Results Summary

Resumo dos Resultados / Resumen de Resultados

WR	3:12.46	48.83	1:36.72	2:24.68	USA - United States	Victoria (CAN)	19 AUG 2006
PR	3:17.18				BRA - Brazil	Winnipeg (CAN)	5 AUG 1999

Heats										Event No. 24
Rank	Heat	Lane	NOC	Name	R.T.	50m	100m	Time	Time Behind	
1	2	4	USA - United States					3:18.19		
				HALL JR. Gary	0.79	24.28	50.48	50.48		
				RIGHI Alex	0.36	23.37	49.76	1:40.24		
				GRANT Andy	0.20	23.40	49.07	2:29.31		
				BERENS Ricky	0.43	23.37	48.88	3:18.19		
2	2	5	BRA - Brazil					3:19.65	1.46	
				SILVA Fernando	0.74	23.83	49.95	49.95		
				SANTOS Nicholas	0.51	23.64	50.59	1:40.54		
				PEREIRA Thiago	0.26	24.07	49.89	2:30.43		
				DEBONI Eduardo	0.21	22.50	49.22	3:19.65		
3	2	3	URU - Uruguay					3:21.34	3.15	
				MELCONIAN Gabriel	0.73	24.43	51.45	51.45		
				KUTSCHER BELGERI Paul	0.22	23.77	50.25	1:41.70		
				KUTSCHER BELGERI Martin	0.09	23.60	49.70	2:31.40		
				PICASSO Francisco	0.14	23.62	49.94	3:21.34		
4	1	4	CAN - Canada					3:23.43	5.24	
				WOLLACH Pascal	0.80	24.72	51.38	51.38		
				SACCO Thomas Anthony	0.32	24.15	51.12	1:42.50		
				HAWES Matthew	0.21	24.27	50.50	2:33.00		
				HORTNESS Richard	0.37	24.27	50.43	3:23.43		
5	1	5	VEN - Venezuela					3:26.79	8.60	
				CASANOVA Jesus	0.65	24.88	51.96	51.96		
				ALESI Octavio	0.31	24.77	52.05	1:44.01		
				ROJAS Luis	0.38	24.43	50.67	2:34.68		
				VEZGA OLIVARES Reymer	0.46	24.25	52.11	3:26.79		
6	1	6	COL - Colombia					3:31.29	13.10	
				BECERRA VELASCO Camilo Becerra	0.70	24.37	51.34	51.34		
				PINZON GARCIA Omar Pinzon	0.35	25.44	53.54	1:44.88		
				GALOFRE MONTES Julio Galofre	0.51	25.60	52.93	2:37.81		
				VIVEROS MADARIAGA Carlos Viveros	0.48	25.05	53.48	3:31.29		
6	2	6	BAR - Barbados					3:31.29	13.10	
				CLARKE Shawn	0.74	24.68	51.86	51.86		
				ALLY Bradley	0.68	25.14	52.83	1:44.69		
				CROSS Andrei	0.28	25.13	53.38	2:38.07		
				HAYNES Terrence	0.30	24.60	53.22	3:31.29		
8	1	3	MEX - Mexico					3:32.42	14.23	
				YEH MORENO Juan Alberto	0.71	25.31	52.51	52.51		
				RODRIGUEZ Amauri	0.36	25.96	52.43	1:44.94		
				BAYATA VILLA Enrique	0.22	25.15	53.62	2:38.56		
				LOPEZ RAMOS Ivan de Jesus	0.32	25.88	53.86	3:32.42		
9	1	2	ISV - Virgin Islands					3:35.06	16.87	
				LABAN Josh	0.70	26.04	52.84	52.84		
				LOCKE Kieran	0.23	25.37	53.17	1:46.01		
				LOCKE Morgan	0.23	25.72	53.70	2:39.71		
				HENSLEY Kevin	0.20	26.44	55.35	3:35.06		
10	2	2	HON - Honduras					3:53.04	34.85	
				LAGOS Juan	0.77	27.16	56.26	56.26		
				HERNANDEZ Javier	0.17	28.15	59.83	1:56.09		
				BARAHONA Roy	0.30	28.25	1:00.19	2:56.28		
				CARCAMO Horacio	0.67	26.87	56.76	3:53.04		

Legend

WR World Record =WR Equal World Record PR Panam Games Record =PR Equal Panam Games Record
R.T. Reaction Time DSQ Disqualified DNF Did not Finish DNS Did not Start



Aquatic Park
Parque Aquático
Parque Acuático

Swimming
Natação / Natación

Men's 4x200m Freestyle

Revezamento 4 x 200m Livre Masculino / Relevos 4x200m Libre Masculino

17 JUL 2007
11:36

Final - Heat 1

Finais - Heat 1 / Finales - Heat 1

Results

Resultados / Resultados

WR	7:03.24	51.43	1:45.36	2:36.37	3:31.22	USA - United States	Melbourne (AUS)	30 MAR 2007
PR	7:18.93	4:23.39	5:17.53	6:08.41		USA - United States	Santo Domingo (DOM)	12 AUG 2003

Final

Event No. 9

Rank	Lane	NOC	Name	R.T.	50m	100m	150m	200m	Time	Time Behind	
1	3	BRA - Brazil							7:12.27		PR
			PEREIRA Thiago	0.72	25.48	53.20	1:21.42	1:48.63	(2)	1:48.63	
			CASTRO Rodrigo	0.27	25.43	53.16	1:20.95	1:49.38	(2)	3:38.01	
			SALATTA Lucas	0.28	24.92	52.45	1:19.99	1:47.63	(2)	5:25.64	
2	4	USA - United States							7:15.00		2.73
			BERENS Ricky	0.78	25.47	53.09	1:21.60	1:48.61	(1)	1:48.61	
			OWEN Matthew	0.37	25.41	53.09	1:20.89	1:48.91	(1)	3:37.52	
			GRANT Andy	0.33	25.27	52.67	1:19.85	1:47.91	(1)	5:25.43	
3	5	CAN - Canada							7:17.73		5.46
			HANKEWICH Chad	0.70	25.64	53.25	1:21.96	1:49.76	(3)	1:49.76	
			HIRNIAK Stefan	0.30	25.57	53.61	1:21.80	1:50.04	(3)	3:39.80	
			WOLLACH Pascal	0.22	25.40	53.36	1:21.29	1:49.63	(3)	5:29.43	
4	2	MEX - Mexico							7:28.15		15.88
			SIOUI Adam	0.30	25.18	52.46	1:20.32	1:48.30	(3)	7:17.73	
			RODRIGUEZ Amauri	0.75	26.00	54.33	1:22.91	1:52.06	(5)	1:52.06	
			VELOZ DAVILA Juan Jose	0.18	25.05	53.04	1:21.71	1:51.14	(4)	3:43.20	
5	1	VEN - Venezuela							7:35.26		22.99
			YEY MORENO Juan Alberto	0.41	26.03	53.93	1:22.68	1:52.98	(4)	5:36.18	
			LOPEZ RAMOS Ivan de Jesus	0.28	25.41	53.84	1:22.50	1:51.97	(4)	7:28.15	
			ACUÑA Crox	0.80	25.51	53.59	1:22.32	1:51.10	(4)	1:51.10	
6	6	CHI - Chile							7:45.13		32.86
			CASANOVA Jesus	0.45	25.04	53.31	1:23.69	1:54.64	(5)	3:45.74	
			SCHNETTLER Maximiliano	0.35	26.95	56.65	1:26.48	1:56.01	(6)	3:49.66	
			GOMEZ Alejandro	0.46	25.99	54.79	1:24.44	1:54.74	(5)	5:40.48	
7	7	ISV - Virgin Islands							7:51.71		39.44
			GUZMAN Benjamin	0.54	27.40	56.49	1:26.42	1:56.01	(6)	7:45.13	
			LOCKE Kieran	0.67	26.81	56.55	1:26.52	1:56.44	(7)	1:56.44	
			WHITEHURST Branden	0.44	26.90	56.44	1:26.93	1:56.73	(7)	3:53.17	
			LOCKE Morgan	0.17	27.35	57.76	1:27.75	1:58.48	(7)	5:51.65	
			NELTHROPP Ryan	0.60	27.37	57.74	1:29.02	2:00.06	(7)	7:51.71	

Legend			
WR	World Record	=WR	Equal World Record
AF	African Record	=AF	Equal African Record
AS	Asian Record	=AS	Equal Asian Record
OC	Oceania Record	=OC	Equal Oceania Record
R.T.	Reaction Time	DSQ	Disqualified
		OR	Olympic Record
		AM	Americas Record
		EU	European Record
		DNF	Did not Finish
		DNS	Did not Start
		=OR	Equal Olympic Record
		=AM	Equal Americas Record
		=EU	Equal European Record



Aquatic Park
Parque Acuático
Parque Acuático

22 JUL 2007
11:21

Swimming

Natação / Natación

Men's 4x100m Medley Relay

Revezamento 4 x 100m Medley Masculino / Relevos 4x100m 4 Estilos Masc

Final - Heat 1

Finais - Heat 1 / Finales - Heat 1

Results

Resultados / Resultados

WR	3:30.68	53.45	1:52.82	2:43.10	USA - United States	Athens (GRE)	21 AUG 2004
PR	3:38.27				USA - United States	Santo Domingo (DOM)	16 AUG 2003

Final

Event No. 32

Rank	Lane	NOC	Name	R.T.	50m	100m	Time	Time Behind
1	5	USA - United States					3:34.37	PR
			BAL Randall	0.65	25.98	53.83 (1)	53.83	
			GANGLOFF Mark	0.30	27.13	59.54 (1)	1:53.37	
			BERENS Ricky	0.38	24.18	52.25 (1)	2:45.62	
			GRANT Andy	0.24	22.92	48.75 (1)	3:34.37	
2	3	BRA - Brazil					3:35.81	1.44
			PEREIRA Thiago	0.67	26.96	55.44 (3)	55.44	
			BARBOSA Henrique	0.19	27.94	1:00.51 (2)	1:55.95	
			ALMEIDA Kaio Marcio	0.23	23.94	52.06 (2)	2:48.01	
			CIELO FILHO Cesar	0.16	22.46	47.80 (2)	3:35.81	
3	4	CAN - Canada					3:38.16	3.79
			HAWES Matthew	0.60	26.67	54.81 (2)	54.81	
			DICKENS Scott	0.01	28.58	1:01.41 (3)	1:56.22	
			BARTOCH Joe	0.27	23.89	52.22 (3)	2:48.44	
			SIOUI Adam	0.25	23.45	49.72 (3)	3:38.16	
4	6	ARG - Argentina					3:45.43	11.06
			BELZA Joaquin	0.67	27.94	58.06 (5)	58.06	
			FERREYRA Sergio	0.07	29.00	1:02.83 (4)	2:00.89	
			CAVIGLIA Mariano	0.34	25.59	56.01 (5)	2:56.90	
			MEOLANS Jose Martin	0.25	23.25	48.53 (4)	3:45.43	
5	7	VEN - Venezuela					3:47.83	13.46
			SUBIRATS Albert	0.68	26.99	57.10 (4)	57.10	
			ANDARA Leopoldo	0.37	30.40	1:06.75 (6)	2:03.85	
			ALESI Octavio	0.02	24.10	52.74 (4)	2:56.59	
			ROJAS Luis	0.34	24.16	51.24 (5)	3:47.83	
6	2	MEX - Mexico					3:49.58	15.21
			BAYATA VILLA Enrique	0.61	28.55	59.18 (6)	59.18	
			JACOBO RODRIGUEZ Alfredo	0.29	29.66	1:03.69 (5)	2:02.87	
			VELOZ DAVILA Juan Jose	0.22	25.24	54.71 (6)	2:57.58	
			YEH MORENO Juan Alberto	0.27	24.39	52.00 (6)	3:49.58	
7	1	ISV - Virgin Islands					3:59.59	25.22
			LOCKE Kieran	0.59	28.75	59.44 (7)	59.44	
			LABAN Josh	0.39	29.76	1:06.90 (7)	2:06.34	
			LOCKE Morgan	0.20	26.96	58.39 (7)	3:04.73	
			NELTHROPP Ryan	0.39	26.17	54.86 (7)	3:59.59	
8	8	HON - Honduras					4:07.77	33.40
			CARCAMO Horacio	0.64	30.18	1:04.53 (8)	1:04.53	
			BARAHONA Roy	0.24	31.73	1:08.95 (8)	2:13.48	
			HERNANDEZ Javier	0.17	26.98	58.22 (8)	3:11.70	
			LAGOS Juan	0.37	26.85	56.07 (8)	4:07.77	

Legend

WR World Record	=WR Equal World Record	PR Panam Games Record	=PR Equal Panam Games Record
R.T. Reaction Time	DSQ Disqualified	DNF Did not Finish	DNS Did not Start



Aquatic Park
Parque Acuático
Parque Acuático

20 JUL 2007
20:56

Swimming

Natação / Natación

Men's 4x100m Medley Relay

Revezamento 4 x 100m Medley Masculino / Relevos 4x100m 4 Estilos Masc

Heats - Heat 1

Séries - Heat 1 / Series - Heat 1

Results

Resultados / Resultados

WR	3:30.68	53.45	1:52.82	2:43.10	USA - United States	Athens (GRE)	21 AUG 2004
PR	3:38.27				USA - United States	Santo Domingo (DOM)	16 AUG 2003

Heat 1 of 2

Event No. 32

Rank	Lane	NOC	Name	R.T.	50m	100m	Time	Time Behind
1	4	BRA - Brazil					3:47.72	
			SALATTA Lucas	0.62	27.73	57.35 (1)	57.35	
			LIMA Felipe	0.24	28.82	1:03.24 (1)	2:00.59	
			MANGABEIRA Gabriel	0.58	26.16	55.79 (1)	2:56.38	
			DEBONI Eduardo	0.29	25.10	51.34 (1)	3:47.72	
2	3	ARG - Argentina					3:51.53	3.81
			BELZA Joaquin	0.67	28.37	58.41 (2)	58.41	
			SOLDANO Cristian	0.32	29.85	1:04.73 (2)	2:03.14	
			CAVIGLIA Mariano	0.38	26.15	56.11 (2)	2:59.25	
			AGUILERA Matias	0.41	25.08	52.28 (2)	3:51.53	
3	5	MEX - Mexico					3:53.00	5.28
			BAYATA VILLA Enrique	0.65	29.12	1:00.12 (4)	1:00.12	
			JACOBO RODRIGUEZ Alfredo	0.24	29.75	1:04.42 (3)	2:04.54	
			YEH MORENO Juan Alberto	0.35	25.64	56.50 (4)	3:01.04	
			RODRIGUEZ Amauri	0.22	25.12	51.96 (3)	3:53.00	
4	6	VEN - Venezuela					3:53.34	5.62
			VEZGA OLIVARES Reymor	0.62	28.83	59.39 (3)	59.39	
			PINTO Rohan	0.56	31.13	1:06.98 (4)	2:06.37	
			ALESI Octavio	0.04	25.01	54.37 (3)	3:00.74	
			CASANOVA Jesus	0.62	25.58	52.60 (4)	3:53.34	

Legend

WR World Record
R.T. Reaction Time

=WR Equal World Record
DSQ Disqualified

PR Panam Games Record
DNF Did not Finish

=PR Equal Panam Games Record
DNS Did not Start



Aquatic Park
Parque Acuático
Parque Acuático

20 JUL 2007
20:56

Swimming

Natação / Natación

Men's 4x100m Medley Relay

Revezamento 4 x 100m Medley Masculino / Relevos 4x100m 4 Estilos Masc

Heats - Heat 2

Séries - Heat 2 / Series - Heat 2

Results

Resultados / Resultados

WR	3:30.68	53.45	1:52.82	2:43.10	USA - United States	Athens (GRE)	21 AUG 2004
PR	3:38.27				USA - United States	Santo Domingo (DOM)	16 AUG 2003

Heat 2 of 2

Event No. 32

Rank	Lane	NOC	Name	R.T.	50m	100m	Time	Time Behind
1	5	CAN - Canada					3:41.99	
			HAWES Matthew	0.65	26.83	55.10 (1)	55.10	
			BOIS Mathieu	0.24	29.63	1:03.42 (1)	1:58.52	
			BARTOCH Joe	0.39	24.41	53.13 (1)	2:51.65	
			HANKEWICH Chad	0.34	24.05	50.34 (1)	3:41.99	
2	4	USA - United States					3:42.14	0.15
			MARSHALL Peter	0.66	27.92	56.75 (2)	56.75	
			SCHURR Christian	0.27	28.89	1:02.60 (2)	1:59.35	
			O'NEIL Pat	0.22	24.05	52.83 (2)	2:52.18	
			RIGHI Alex	0.34	23.67	49.96 (2)	3:42.14	
3	2	ISV - Virgin Islands					4:00.24	18.25
			LOCKE Kieran	0.60	29.87	1:01.61 (4)	1:01.61	
			HENSLEY Kevin	0.17	30.81	1:07.48 (4)	2:09.09	
			LOCKE Morgan	0.13	26.97	58.72 (4)	3:07.81	
			LABAN Josh	0.45	25.19	52.43 (3)	4:00.24	
4	6	HON - Honduras					4:10.26	28.27
			CARCAMO Horacio	0.61	30.59	1:04.49 (5)	1:04.49	
			BARAHONA Roy	0.21	32.72	1:10.46 (5)	2:14.95	
			HERNANDEZ Javier	0.30	27.34	58.96 (5)	3:13.91	
			LAGOS Juan	0.33	27.02	56.35 (4)	4:10.26	
	3	BAR - Barbados					DSQ	
			NECKLES Nicholas Alfred	0.64	27.61	59.22 (3)	59.22	
			CROSS Andrei	-0.02	30.27	1:06.33 (3)	2:05.55	
			ALLY Bradley	0.55	26.95	59.40 (3)	3:04.95	
			CLARKE Shawn	-0.32				

Legend

WR World Record	=WR Equal World Record	PR Panam Games Record	=PR Equal Panam Games Record
R.T. Reaction Time	DSQ Disqualified	DNF Did not Finish	DNS Did not Start



Aquatic Park
Parque Acuático
Parque Acuático

20 JUL 2007
20:56

Swimming

Natação / Natación

Men's 4x100m Medley Relay

Revezamento 4 x 100m Medley Masculino / Relevos 4x100m 4 Estilos Masc

Heats

Séries / Series

Results Summary

Resumo dos Resultados / Resumen de Resultados

WR	3:30.68	53.45	1:52.82	2:43.10	USA - United States	Athens (GRE)	21 AUG 2004
PR	3:38.27				USA - United States	Santo Domingo (DOM)	16 AUG 2003

Heats										Event No. 32
Rank	Heat	Lane	NOC	Name	R.T.	50m	100m	Time	Time Behind	
1	2	5	CAN - Canada					3:41.99		
				HAWES Matthew	0.65	26.83	55.10	55.10		
				BOIS Mathieu	0.24	29.63	1:03.42	1:58.52		
				BARTOCH Joe	0.39	24.41	53.13	2:51.65		
				HANKEWICH Chad	0.34	24.05	50.34	3:41.99		
2	2	4	USA - United States					3:42.14	0.15	
				MARSHALL Peter	0.66	27.92	56.75	56.75		
				SCHURR Christian	0.27	28.89	1:02.60	1:59.35		
				O'NEIL Pat	0.22	24.05	52.83	2:52.18		
				RIGHI Alex	0.34	23.67	49.96	3:42.14		
3	1	4	BRA - Brazil					3:47.72	5.73	
				SALATTA Lucas	0.62	27.73	57.35	57.35		
				LIMA Felipe	0.24	28.82	1:03.24	2:00.59		
				MANGABEIRA Gabriel	0.58	26.16	55.79	2:56.38		
				DEBONI Eduardo	0.29	25.10	51.34	3:47.72		
4	1	3	ARG - Argentina					3:51.53	9.54	
				BELZA Joaquin	0.67	28.37	58.41	58.41		
				SOLDANO Cristian	0.32	29.85	1:04.73	2:03.14		
				CAVIGLIA Mariano	0.38	26.15	56.11	2:59.25		
				AGUILERA Matias	0.41	25.08	52.28	3:51.53		
5	1	5	MEX - Mexico					3:53.00	11.01	
				BAYATA VILLA Enrique	0.65	29.12	1:00.12	1:00.12		
				JACOBO RODRIGUEZ Alfredo	0.24	29.75	1:04.42	2:04.54		
				YEH MORENO Juan Alberto	0.35	25.64	56.50	3:01.04		
				RODRIGUEZ Amauri	0.22	25.12	51.96	3:53.00		
6	1	6	VEN - Venezuela					3:53.34	11.35	
				VEZGA OLIVARES Reymer	0.62	28.83	59.39	59.39		
				PINTO Rohan	0.56	31.13	1:06.98	2:06.37		
				ALESI Octavio	0.04	25.01	54.37	3:00.74		
				CASANOVA Jesus	0.62	25.58	52.60	3:53.34		
7	2	2	ISV - Virgin Islands					4:00.24	18.25	
				LOCKE Kieran	0.60	29.87	1:01.61	1:01.61		
				HENSLEY Kevin	0.17	30.81	1:07.48	2:09.09		
				LOCKE Morgan	0.13	26.97	58.72	3:07.81		
				LABAN Josh	0.45	25.19	52.43	4:00.24		
8	2	6	HON - Honduras					4:10.26	28.27	
				CARCAMO Horacio	0.61	30.59	1:04.49	1:04.49		
				BARAHONA Roy	0.21	32.72	1:10.46	2:14.95		
				HERNANDEZ Javier	0.30	27.34	58.96	3:13.91		
				LAGOS Juan	0.33	27.02	56.35	4:10.26		
	2	3	BAR - Barbados					DSQ		
				NECKLES Nicholas Alfred	0.64	27.61	59.22	59.22		
				CROSS Andrei	-0.02	30.27	1:06.33	2:05.55		
				ALLY Bradley	0.55	26.95	59.40	3:04.95		
				CLARKE Shawn	-0.32					

Legend

WR World Record =WR Equal World Record PR Panam Games Record =PR Equal Panam Games Record
R.T. Reaction Time DSQ Disqualified DNF Did not Finish DNS Did not Start



Arena Posto 6
Arena Posto 6
Arena do Posto 6

SAT 14 JUL 2007
9:35

Swimming

Natacion / Natação

Men's Marathon 10km

Maratón de Natación 10km Masculino / Maratona Aquática 10km Masculino

Official Results

Resultados Oficiales / Resultados Oficiais

REVISED

Rank	Bib Number	Name	NOC Code	Year of Birth	Time	Time Behind
1	29	CRIPPEN Fran	USA	1984	2:02:24.1	0.0
2	33	PETERSON Charles	USA	1987	2:02:29.2	5.1
3	23	CARMO Allan	BRA	1989	2:03:53.7	1:29.6
4	28	MONASTERIO Ricardo	VEN	1978	2:04:32.1	2:08.0
5	20	DUBREUIL Philippe	CAN	1981	2:05:52.0	3:27.9
6	26	CHIU Manuel	MEX	1984	2:06:19.6	3:55.5
7	32	SALAS Rolando	VEN	1982	2:06:22.9	3:58.8
8	24	BALLEM Jarrod	CAN	1979	2:07:05.8	4:41.7
9	31	SOARES Marcelo	BRA	1975	2:07:38.4	5:14.3
10	30	BLAUM Damian	ARG	1981	2:08:03.1	5:39.0
11	21	ESCOBAR Luis	MEX	1984	2:08:08.0	5:43.9
12	27	NIEHAUS Kurt	CRC	1980	2:09:52.5	7:28.4
13	25	PEÑAILILLO Roberto	CHI	1986	2:10:10.6	7:46.5
14	22	MACEDO Raul	ARG	1988	2:20:06.5	17:42.4

Legend:

DNF Did Not Finish **DNS** Did Not Start **DSQ** Disqualified **OTL** Out of time limit

Records Broken by Event

Recordes Quebrados por Evento / Quiebra de Récordes por Evento

As of 22 JUL 2007

Event	Phase	Name	NOC Code	Time	Record Type
Women's 50m Freestyle	Semifinal 1	SEMECO Arlene	VEN	25.14	PR
	Final	GUSMÃO Rebeca	BRA	25.05	PR
Women's 200m Backstroke	Heat 3	CRIPPEN Teresa	USA	2:12.35	PR
	Final	CRIPPEN Teresa	USA	2:10.57	PR
Women's 100m Breaststroke	Heat 1	TINNON Elizabeth	USA	1:08.94	PR
	Heat 2	PIERSE Annamay	CAN	1:07.78	PR
Women's 200m Breaststroke	Heat 2	HEHN Keri	USA	2:26.72	PR
	Semifinal 1	LEVERENZ Caitlin	USA	2:26.59	PR
	Final	LEVERENZ Caitlin	USA	2:25.62	PR
Women's 100m Butterfly	Final	HERSEY Kathleen	USA	59.21	PR
Women's 200m Butterfly	Semifinal 1	HERSEY Kathleen	USA	2:08.89	PR
	Final	HERSEY Kathleen	USA	2:07.64	PR
Women's 200m Individual Medley	Final	SMIT Julia	USA	2:13.07	PR
Women's 4x200m Freestyle	Heat 2	United States	USA	8:05.28	PR
	Final	United States	USA	8:02.03	PR
Women's 4x100m Medley Relay	Final	United States	USA	4:04.60	PR
Men's 50m Freestyle	Heat 2	SANTOS Nicholas	BRA	22.20	PR
	Semifinal 2	CIELO FILHO Cesar	BRA	22.18	PR
	Final	CIELO FILHO Cesar	BRA	21.84	PR
Men's 100m Freestyle	Final	CIELO FILHO Cesar	BRA	48.79	PR
Men's 400m Freestyle	Final	PATTON Matt	USA	3:49.77	PR
Men's 1500m Freestyle	Heat 3	PETERSON Charles	USA	15:12.33	PR
Men's 100m Backstroke	Final	BAL Randall	USA	53.66	PR
Men's 200m Backstroke	Semifinal 2	CLARY Scott	USA	1:58.78	PR
	Final	PEREIRA Thiago	BRA	1:58.42	PR
Men's 100m Breaststroke	Semifinal 1	GANGLOFF Mark	USA	1:00.24	PR
Men's 100m Butterfly	Heat 1	BERENS Ricky	USA	53.01	PR
	Heat 3	ALESI Octavio	VEN	52.54	PR
	Final	ALMEIDA Kaio Marcio	BRA	52.05	PR
Men's 200m Butterfly	Final	ALMEIDA Kaio Marcio	BRA	1:55.45	PR
Men's 200m Individual Medley	Final	PEREIRA Thiago	BRA	1:57.79	PR
Men's 400m Individual Medley	Final	PEREIRA Thiago	BRA	4:11.14	PR
Men's 4x100m Freestyle	Final	Brazil	BRA	3:15.90	PR
Men's 4x200m Freestyle	Final	Brazil	BRA	7:12.27	PR
Men's 4x100m Medley Relay	Final	United States	USA	3:34.37	PR

Legend

WR World Record

=WR Equal World Record

PR Panam Games Record

=PR Equal Panam Games Record



Records Broken by Record Type

Recorde Quebrados por Tipo de Recorde / Quiebra de Récordes por Tipo de Récord

As of 22 JUL 2007

Record Type	Event	Name	NOC Code	Time	Date
Panam	Women's 50m Freestyle	SEMECO Arlene	VEN	25.14	17 JUL 2007
		GUSMÃO Rebeca	BRA	25.05	18 JUL 2007
	Men's 100m Freestyle	CIELO FILHO Cesar	BRA	48.79	18 JUL 2007
	Men's 400m Individual Medley	PEREIRA Thiago	BRA	4:11.14	17 JUL 2007
	Women's 100m Butterfly	HERSEY Kathleen	USA	59.21	18 JUL 2007
	Men's 100m Butterfly	BERENS Ricky	USA	53.01	16 JUL 2007
		ALESI Octavio	VEN	52.54	16 JUL 2007
		ALMEIDA Kaio Marcio	BRA	52.05	18 JUL 2007
	Men's 100m Breaststroke	GANGLOFF Mark	USA	1:00.24	17 JUL 2007
	Men's 4x200m Freestyle	Brazil	BRA	7:12.27	17 JUL 2007
	Men's 400m Freestyle	PATTON Matt	USA	3:49.77	18 JUL 2007
	Women's 100m Breaststroke	TINNON Elizabeth	USA	1:08.94	17 JUL 2007
		PIERSE Annamay	CAN	1:07.78	17 JUL 2007
	Men's 200m Backstroke	CLARY Scott	USA	1:58.78	18 JUL 2007
		PEREIRA Thiago	BRA	1:58.42	19 JUL 2007
	Women's 4x200m Freestyle	United States	USA	8:05.28	17 JUL 2007
		United States	USA	8:02.03	18 JUL 2007
	Women's 200m Individual Medley	SMIT Julia	USA	2:13.07	20 JUL 2007
	Men's 200m Individual Medley	PEREIRA Thiago	BRA	1:57.79	20 JUL 2007
	Men's 200m Butterfly	ALMEIDA Kaio Marcio	BRA	1:55.45	21 JUL 2007
	Women's 200m Butterfly	HERSEY Kathleen	USA	2:08.89	20 JUL 2007
		HERSEY Kathleen	USA	2:07.64	21 JUL 2007
	Men's 4x100m Freestyle	Brazil	BRA	3:15.90	20 JUL 2007
	Women's 200m Breaststroke	HEHN Keri	USA	2:26.72	20 JUL 2007
		LEVERENZ Caitlin	USA	2:26.59	21 JUL 2007
		LEVERENZ Caitlin	USA	2:25.62	22 JUL 2007
	Men's 50m Freestyle	SANTOS Nicholas	BRA	22.20	20 JUL 2007
		CIELO FILHO Cesar	BRA	22.18	21 JUL 2007
		CIELO FILHO Cesar	BRA	21.84	22 JUL 2007
	Women's 200m Backstroke	CRIPPEN Teresa	USA	2:12.35	20 JUL 2007
CRIPPEN Teresa		USA	2:10.57	22 JUL 2007	
Men's 100m Backstroke	BAL Randall	USA	53.66	22 JUL 2007	
Men's 1500m Freestyle	PETERSON Charles	USA	15:12.33	21 JUL 2007	
Women's 4x100m Medley Relay	United States	USA	4:04.60	22 JUL 2007	
Men's 4x100m Medley Relay	United States	USA	3:34.37	22 JUL 2007	

Records Broken by Date

Recordes Quebrados por Data / Quiebra de Récordes por Fecha

As of 22 JUL 2007

Date	Phase	Event	Name	NOC Code	Time	Record Type
16 JUL 2007	Heats	Men's 100m Butterfly	BERENS Ricky	USA	53.01	Panam
			ALESI Octavio	VEN	52.54	Panam
17 JUL 2007	Heats	Women's 100m Breaststroke	TINNON Elizabeth	USA	1:08.94	Panam
			PIERSE Annamay	CAN	1:07.78	Panam
		Women's 4x200m Freestyle	United States	USA	8:05.28	Panam
	Semi	Women's 50m Freestyle	SEMECO Arlene	VEN	25.14	Panam
		Men's 100m Breaststroke	GANGLOFF Mark	USA	1:00.24	Panam
	Finals	Men's 400m Individual Medley	PEREIRA Thiago	BRA	4:11.14	Panam
Men's 4x200m Freestyle		Brazil	BRA	7:12.27	Panam	
18 JUL 2007	Semi	Men's 200m Backstroke	CLARY Scott	USA	1:58.78	Panam
	Finals	Men's 400m Freestyle	PATTON Matt	USA	3:49.77	Panam
		Women's 50m Freestyle	GUSMÃO Rebeca	BRA	25.05	Panam
		Women's 100m Butterfly	HERSEY Kathleen	USA	59.21	Panam
		Men's 100m Butterfly	ALMEIDA Kaio Marcio	BRA	52.05	Panam
		Men's 100m Freestyle	CIELO FILHO Cesar	BRA	48.79	Panam
Women's 4x200m Freestyle	United States	USA	8:02.03	Panam		
19 JUL 2007	Finals	Men's 200m Backstroke	PEREIRA Thiago	BRA	1:58.42	Panam
20 JUL 2007	Heats	Women's 200m Breaststroke	HEHN Keri	USA	2:26.72	Panam
		Men's 50m Freestyle	SANTOS Nicholas	BRA	22.20	Panam
		Women's 200m Backstroke	CRIPPEN Teresa	USA	2:12.35	Panam
	Semi	Women's 200m Butterfly	HERSEY Kathleen	USA	2:08.89	Panam
	Finals	Women's 200m Individual Medley	SMIT Julia	USA	2:13.07	Panam
		Men's 200m Individual Medley	PEREIRA Thiago	BRA	1:57.79	Panam
Men's 4x100m Freestyle		Brazil	BRA	3:15.90	Panam	
21 JUL 2007	Heats	Men's 1500m Freestyle	PETERSON Charles	USA	15:12.33	Panam
	Semi	Women's 200m Breaststroke	LEVERENZ Caitlin	USA	2:26.59	Panam
		Men's 50m Freestyle	CIELO FILHO Cesar	BRA	22.18	Panam
	Finals	Women's 200m Butterfly	HERSEY Kathleen	USA	2:07.64	Panam
		Men's 200m Butterfly	ALMEIDA Kaio Marcio	BRA	1:55.45	Panam
22 JUL 2007	Finals	Men's 100m Backstroke	BAL Randall	USA	53.66	Panam
		Women's 200m Backstroke	CRIPPEN Teresa	USA	2:10.57	Panam
		Men's 50m Freestyle	CIELO FILHO Cesar	BRA	21.84	Panam
		Women's 200m Breaststroke	LEVERENZ Caitlin	USA	2:25.62	Panam
		Women's 4x100m Medley Relay	United States	USA	4:04.60	Panam
		Men's 4x100m Medley Relay	United States	USA	3:34.37	Panam

Nado Sincronizado
Nado Sincronizado
Synchronized Swimming





Entry List by NOC

Lista de Inscripciones por CON / Lista de Inscrições por CON

As of **MON 23 JUL 2007**

NOC	Name	Date of Birth	Height (m/ft in)	Weight (kg/lbs)	Event/ Function
ARG - ARGENTINA					
	CAPUCCI Paola	1977			D
	DIAZ Julieta	1986			D
	LOPEZ Monica	1985			Coach
ARU - ARUBA					
	BRANSFORD Ashley	1991			T
	de CUBA Charlene	1983			T
	EMAN Anouk	1992			T
	EMAN Kristen	1993			T
	KELDERS Margie	1992			T
	LEENHEER Devah	1989			D/T
	LEIJDEKKERS Carondina	1989			D/T
	POSNER Anna	1989			T
	van TRIKT Kiara	1993			T
	TORRES GOMEZ Alva	1988			Coach
BRA - BRAZIL					
	FERES Beatriz	1988			T
	FERES Branca	1988			T
	FIGUEIRA Nayara	1988			T
	FROTA Michelle	1986			T
	HILDEBRANDT Caroline	1985			D/T
	NOGUEIRA Pamela	1988			T
	SOUZA Glucia	1986			T
	STEPHAN Giovana	1990			T
	TEIXEIRA Lara	1987			D/T
	LOPES Magali	1992			Coach
	PERILLIER Roberta	1983			Coach
CAN - CANADA					
	BOUDREAU GAGNON Marie-Pier	1983			D/T
	DUBUC Jessika	1983			T
	GAGNÉ Marie-Pierre	1983			T
	KOPCIK Dominika	1988			T
	LAMOUREUX Eve	1987			T
	LITTLE Tracy	1985			T
	MARCOTTE Élise	1988			T
	RAMPLING Isabelle	1985			D/T
	SONG Jennifer	1983			T
	DORÉ Karine	1989			Coach
	McDONNELL Kelly	1991			Coach
	SAUVÉ Denise	1989			Coach
	TAILLON Isabelle	1988			Coach
CHI - CHILE					
	MORALES Maria	1987			D
	SOTO Soledad	1982			D
	LEITE Marcia	1987			Coach



Entry List by NOC

Lista de Inscripciones por CON / Lista de Inscrições por CON

As of **MON 23 JUL 2007**

NOC	Name	Date of Birth	Height (m/ft in)	Weight (kg/lbs)	Event/ Function
COL - COLOMBIA					
	ALEGRIA CASTELLANOS Asly Alegria	1990			T
	ARCILA GARCIA Paula Arcila	1991			T
	BETANCUR ZAPATA Margarita Betancur	1988			T
	CERQUERA HATIUSCA Jennifer	1988			D/T
	CUBILLOS CASTELLANOS Ingrid V. Cub.	1987			D/T
	ECHEVERRI Ibeth	1988			T
	PEREZ LOPEZ Zully Perez	1991			T
	REYNA CARRASCO Maria Cecilia	1990			T
	VALENCIA AGUILAR Maritza	1988			T
	HATIUSCA DURAN Janeth Hatiusca	1993			Coach
CRC - COSTA RICA					
	APARICIO Mayana	1988			D
	MITINIAN Violeta	1987			D
	HILLES Cristina	1988			Coach
CUB - CUBA					
	CARABALLO JAUREGUI Leanne	1992			T
	CRUZ Tania	1989			T
	DIAZ Ailin	1991			T
	DUEÑAS Danelis	1988			T
	LESLIE AMAT ALVAREZ Leslie Amat Al.	1992			T
	LUNA Barbara	1991			T
	PEREZ Kenia	1979			D/T
	ROMAY Yamisleidys	1981			D/T
	ROSALES AGUILERA Dayami	1991			T
	BACALLAO Ivette	1990			Coach
	HERNANDEZ Tamara	1989			Coach
MEX - MEXICO					
	CIFUENTES CASTRO Mariana Aneth	1987			T
	DELGADO PLANCARTE Blanca Isabel	1987			D/T
	DIOSDADO GARCIA Nuria Lindon	1990			T
	FALCON ARTEAGA Nara Lorena	1982			D/T
	FRANCO JUAREZ Norma Vianey	1987			T
	GUAJARDO LOZANO Evelyn	1986			T
	MELO Yamileth	1989			T
	MIJANGOS CHAN Alayne Isabel	1987			T
	PEDRERO Ofelia Beatriz	1988			T
	MEDINA MARTINEZ Ariadna	1988			Coach



Entry List by NOC

Lista de Inscripciones por CON / Lista de Inscrições por CON

As of **MON 23 JUL 2007**

NOC	Name	Date of Birth	Height (m/ft in)	Weight (kg/lbs)	Event/ Function
USA - UNITED STATES					
	ABEL Brooke	1988			T
	CULP Janet	1982			T
	HOOVEN Kate	1985			T
	JONES Christina	1987			D/T
	KIM Becky	1985			T
	NOTT Andrea	1982			D/T
	ORME Annabelle	1987			T
	PENNER Jillian	1987			T
	PROBST Kim	1981			T
	CARRASCO Heather	1988			Coach
	EMERY Gail	1987			Coach
	McGREGOR Tammy	1985			Coach
	MIERMONT Stephan	1986			Coach
	OLSON Heather	1988			Coach
	ZANOTTO	1984			Coach
VEN - VENEZUELA					
	AVILA Rosamaria	1988			T
	GOMEZ Greisy	1986			T
	MALIZIA Maria	1988			T
	NARVAEZ Geraldine	1984			T
	RODRIGUEZ Vicky	1986			T
	SANCHEZ Veronica	1986			T
	SOTO Ana	1987			D/T
	SOTO Mary	1987			D/T
	ZAMBRANO Fredymar	1988			T
	ESPINOZA Carolina	1986			Coach

Legend

D Duet

T Team



Aquatic Park
Parque Acuático
Parque Aquático

27 JUL 2007
12:15

Synchronized Swimming
Nado sincronizado / Nado Sincronizado

Duet
Dueto / Dueto

Medallists (Duet)

Medallista (Dueto) / Medalhistas (Dueto)

FRI 27 JUL 2007

Medal	NOC	Name
GOLD	USA - United States of America	JONES Christina
		NOTT Andrea
SILVER	CAN - Canada	BOUDREAU GAGNON Marie-Pier
		RAMPLING Isabelle
BRONZE	BRA - Brazil	HILDEBRANDT Caroline
		TEIXEIRA Lara



Aquatic Park
Parque Acuático
Parque Aquático

Synchronized Swimming
Nado sincronizado / Nado Sincronizado

Duet
Dueto / Dueto

27 JUL 2007
10:00

Final Results (Duet)

Resultados finales (Dueto) / Final Resultados (Dueto)

Nation		Name		Technical Routine	Free Routine	Total Points	Points Behind
Rank	Code Nation						
1	USA United States of America	JONES Christina NOTT Andrea	TF TF	47.250	48.250	95.500	
2	CAN Canada	BOUDREAU GAGNON Marie-Pier RAMPLING Isabelle	TF TF	47.167	47.917	95.084	0.416
3	BRA Brazil	HILDEBRANDT Caroline TEIXEIRA Lara	TF TF	45.084	45.583	90.667	4.833
4	MEX Mexico	FALCON ARTEAGA Nara Lorena DELGADO PLANCARTE Blanca	TF TF	43.834	44.417	88.251	7.249
5	CUB Cuba	PEREZ Kenia ROMAY Yamisleidys	TF TF	43.334	43.667	87.001	8.499
6	VEN Venezuela	SOTO Mary SOTO Anna	TF TF	40.667	42.584	83.251	12.249
7	COL Colombia	CERQUERA HATIUSCA Jennifer CUBILLOS CASTELLANOS I.	TF TF	40.417	41.750	82.167	13.333
8	CHI Chile	MORALES Constanza SOTO Soledad	TF TF	38.583	40.000	78.583	16.917
9	ARG Argentina	CAPUCCI Paola DIAZ Julieta	TF TF	38.584	39.167	77.751	17.749
10	ARU Aruba	LEENHEER Devah LEIJDEKKERS Carondina	TF TF	37.917	38.584	76.501	18.999
11	CRC Costa Rica	APARICIO Mayana MITINIAN Violeta	TF TF	35.750	37.500	73.250	22.250



Aquatic Park
Parque Acuático
Parque Aquático

27 JUL 2007
10:00

Synchronized Swimming
Nado sincronizado / Nado Sincronizado

Duet
Dueto / Dueto

Free Routine Final
Rutina libre final / Final Rotina Livre

Results (Duet - Free Routine)

Resultados (Dueto -Rutina libre) / Resultados (Dueto - Rotina Livre)

Start Time 10:00

Referee	CODY Rose	TSSC
Asst. Referee	CASTEJON Mavi	TSSC

Technical	Judge 1	SOLIS Maria Isabel	DOM	Artistic	Judge 1	RODREGUEZ Teresa	PUR
Merit	Judge 2	CARAVANTES Liduvina	ESA	Impression	Judge 2	TEMPERINI Orestes	ARG
	Judge 3	HAZLE Betty	USA		Judge 3	PADGET Dorothy	CAN
	Judge 4	ESPINOZA Luisa	CUB		Judge 4	GUTIERREZ Francisco	VEN
	Judge 5	MARTINEZ Pilar	CHI		Judge 5	DIAKOVA Olga	CRC

Nation	Rank	Code	Nation	Name		Judges					Score	Pen	100% Points	Free Routine	
						1	2	3	4	5				50% Points	Points Behind
USA	1		United States	NOTT Andrea	TM	9.6	9.5	9.7	9.7	9.7	48.333		96.500	48.250	
				JONES Christina	AI	9.6	9.6	9.7	9.7	9.5	48.167				
CAN	2		Canada	BOUDREAU GAGNON	TM	9.5	9.4	9.4	9.6	9.6	47.500		95.833	47.917	0.333
				RAMPLING Isabelle	AI	9.4	9.7	9.8	9.6	9.7	48.333				
BRA	3		Brazil	HILDEBRANDT Caroline	TM	9.0	9.0	9.3	9.0	9.2	45.333		91.166	45.583	2.667
				TEIXEIRA Lara	AI	9.2	9.1	9.3	9.1	9.2	45.833				
MEX	4		Mexico	FALCON ARTEAGA Nara	TM	8.9	8.8	8.9	8.7	8.8	44.167		88.834	44.417	3.833
				DELGADO PLANCARTE	AI	8.8	8.9	8.9	9.0	9.0	44.667				
CUB	5		Cuba	PEREZ Kenia	TM	8.7	8.6	8.8	8.8	9.0	43.833		87.333	43.667	4.583
				ROMAY Yamisleidys	AI	8.6	8.8	8.8	8.6	8.7	43.500				
VEN	6		Venezuela	SOTO Mary	TM	8.6	8.4	8.6	8.5	8.4	42.500		85.167	42.584	5.666
				SOTO Anna	AI	8.5	8.7	8.4	8.7	8.4	42.667				
COL	7		Colombia	CUBILLOS CASTELLANOS I.	TM	8.2	7.6	8.5	8.3	8.5	41.667		83.500	41.750	6.500
				CERQUERA HATIUSCA	AI	8.4	8.4	8.5	8.3	8.3	41.833				
CHI	8		Chile	MORALES Constanza	TM	7.8	7.9	8.3	8.0	8.3	40.333		80.000	40.000	8.250
				SOTO Soledad	AI	7.6	8.1	8.1	8.2	7.5	39.667				
ARG	9		Argentina	CAPUCCI Paola	TM	7.5	7.3	8.2	7.8	7.8	38.500		78.333	39.167	9.083
				DIAZ Julieta	AI	7.8	8.2	8.0	8.1	7.7	39.833				
ARU	10		Aruba	LEENHEER Devah	TM	7.6	8.5	7.9	7.7	7.5	38.667		77.167	38.584	9.666
				LEIJDEKKERS Carondina	AI	7.9	7.7	7.5	7.9	7.5	38.500				
CRC	11		Costa Rica	MITINIAN Violeta	TM	6.9	7.5	7.7	7.5	7.4	37.333		75.000	37.500	10.750
				APARICIO Mayana	AI	7.7	7.4	7.6	6.9	7.6	37.667				



Results (Duet - Technical Routine)

Resultados (Dueto - Rutina técnica) / Resultados (Dueto - Rotina Técnica)

Start Time 10:00

Referee	CODY Rose	TSSC
Asst. Referee	CASTEJON Mavi	TSSC

Execution	Judge 1	MENDES BRUNO Thais	BRA	Overall	Judge 1	MARTINEZ Pilar	CHI
	Judge 2	PADGET Dorothy	CAN	Impression	Judge 2	MONTANO Alvaro	COL
	Judge 3	SOLIS Maria Isabel	DOM		Judge 3	LESLIE Stella	NED
	Judge 4	HAZLE Betty	USA		Judge 4	TEMPERINI Orestes	ARG
	Judge 5	PLATA Norma	MEX		Judge 5	DIAKOVA Olga	CRC

Technical Asst.	DAVIS Charlotte	TSSC
	LACHAPELLE Diane	TSSC
	MIRET Elena	TSSC

Rank	Code	Nation	Name		Judges					Req. Pen.	Score	100% Pen	Technical Routine	
					1	2	3	4	5				50% Points	Points Behind
1	USA	United States	NOTT Andrea	EX	9.3	9.3	9.4	9.6	9.7	47.167	94.500	47.250		
			JONES Christina	OI	9.1	9.4	9.4	9.6	9.8	47.333				
2	CAN	Canada	BOUDREAU GAGNON	EX	9.4	9.4	9.2	9.4	9.6	47.000	94.333	47.167	0.083	
			RAMPLING Isabelle	OI	9.5	9.5	9.1	9.4	9.7	47.333				
3	BRA	Brazil	HILDEBRANDT Caroline	EX	9.0	9.1	8.8	9.0	9.0	45.000	90.167	45.084	2.166	
			TEIXEIRA Lara	OI	9.7	9.1	9.0	9.0	9.0	45.167				
4	MEX	Mexico	FALCON ARTEAGA Nara	EX	8.9	9.0	8.6	8.5	8.9	44.000	87.667	43.834	3.416	
			DELGADO PLANCARTE	OI	8.9	8.8	8.3	8.8	8.6	43.667				
5	CUB	Cuba	PEREZ Kenia	EX	8.7	8.6	8.7	8.4	8.6	43.167	86.667	43.334	3.916	
			ROMAY Yamisleidys	OI	8.8	8.7	9.3	8.6	8.2	43.500				
6	VEN	Venezuela	SOTO Mary	EX	8.2	8.2	8.1	8.3	8.0	40.833	81.333	40.667	6.583	
			SOTO Anna	OI	8.4	8.0	7.8	8.2	8.1	40.500				
7	COL	Colombia	CUBILLOS CASTELLANOS I.	EX	8.0	8.1	8.2	8.2	7.9	40.500	80.833	40.417	6.833	
			CERQUERA HATIUSCA	OI	8.2	8.3	8.0	7.9	8.0	40.333				
8	ARG	Argentina	CAPUCCI Paola	EX	7.6	8.3	7.5	7.9	7.6	38.500	77.167	38.584	8.666	
			DIAZ Julieta	OI	8.0	7.4	7.7	8.1	7.5	38.667				
9	CHI	Chile	MORALES Constanza	EX	7.8	7.9	7.7	7.5	7.3	38.333	77.166	38.583	8.667	
			SOTO Soledad	OI	8.2	7.8	7.7	7.8	7.4	38.833				
10	ARU	Aruba	LEENHEER Devah	EX	7.7	7.0	7.6	7.7	7.7	38.333	75.833	37.917	9.333	
			LEIJDEKKERS Carondina	OI	7.5	7.5	7.6	7.5	7.2	37.500				
11	CRC	Costa Rica	MITINIAN Violeta	EX	7.5	6.8	7.1	7.0	7.4	35.833	71.500	35.750	11.500	
			APARICIO Mayana	OI	7.3	7.1	7.0	6.9	7.7	35.667				



Aquatic Park
Parque Acuático
Parque Aquático

28 JUL 2007
12:15

Synchronized Swimming
Nado sincronizado / Nado Sincronizado

Team Event
Evento por equipo / Evento por Equipos

Medallists (Team Event)

Medallista (Evento - Equipo) / Medalhistas (Eventos por Equipos)

SAT 28 JUL 2007

Medal	NOC	Name
GOLD	USA - United States of America	ABEL Brooke
		CULP Janet
		HOOVEN Kate
		KIM Becky
		NOTT Andrea
		ORME Annabelle
		PENNER Jillian
		PROBST Kim
		JONES Christina
SILVER	CAN - Canada	BOUDREAU GAGNON Marie-Pier
		DUBUC Jessika
		GAGNÉ Marie-Pierre
		KOPCIK Dominika
		LAMOUREUX Eve
		LITTLE Tracy
		MARCOTTE Élise
		SONG Jennifer
		RAMPLING Isabelle
BRONZE	BRA - Brazil	FERES Beatriz
		FERES Branca
		FIGUEIRA Nayara
		FROTA Michelle
		HILDEBRANDT Caroline
		SOUZA Glaucia
		STEPHAN Giovana
		TEIXEIRA Lara
NOGUEIRA Pamela		



Aquatic Park
Parque Acuático
Parque Acuático

Synchronized Swimming
Nado sincronizado / Nado Sincronizado

Team Event
Evento por equipo / Evento por Equipos

28 JUL 2007
10:00

Final Results (Team Event)

Resultados finales (Evento por equipo) / Final Resultados (Evento por Equipos)

Nation		Name		Technical	Free	Total	Points	Behind
Rank	Code Nation			Routine	Routine			
1	USA United States of America	ABEL Brooke	TF	47.500	48.167	95.667		
		CULP Janet	TF					
		HOOVEN Kate	TF					
		KIM Becky	TF					
		NOTT Andrea	TF					
		ORME Annabelle	TF					
		PENNER Jillian	TF					
		PROBST Kim	TF					
		JONES Christina	RR					
2	CAN Canada	BOUDREAU GAGNON Marie-Pier	RF	47.417	47.834	95.251	0.416	
		DUBUC Jessika	TF					
		GAGNÉ Marie-Pierre	TF					
		KOPCIK Dominika	TF					
		LAMOUREUX Eve	TF					
		LITTLE Tracy	TF					
		MARCOTTE Élise	TF					
		SONG Jennifer	TF					
		RAMPLING Isabelle	TR					
3	BRA Brazil	FERES Beatriz	TF	44.833	45.917	90.750	4.917	
		FERES Branca	TF					
		FIGUEIRA Nayara	TF					
		FROTA Michelle	TF					
		HILDEBRANDT Caroline	TF					
		SOUZA Glauca	TF					
		STEPHAN Giovana	TF					
		TEIXEIRA Lara	TF					
		NOGUEIRA Pamela	RR					
4	MEX Mexico	CIFUENTES CASTRO Mariana	TF	44.250	44.750	89.000	6.667	
		DIOSDADO GARCIA Nuria Lindon	TF					
		FALCON ARTEAGA Nara Lorena	TF					
		FRANCO JUAREZ Norma Vianey	TF					
		GUAJARDO LOZANO Evelyn	TF					
		MELO Yamileth	RF					
		MIJANGOS CHAN Alayne Isabel	TF					
		PEDRERO Ofelia Beatriz	TF					
		DELGADO PLANCARTE Blanca	TR					
5	CUB Cuba	AMAT Leslie	TF	41.083	42.584	83.667	12.000	
		CARABALLO Leanne	TF					
		CRUZ Tania	TF					
		DIAZ Ailin	TF					
		DUEÑAS Dianelis	TF					
		LUNA Barbara	TF					
		ROMAY Yamisleidys	TF					
		ROSALES Dayami	TF					
		PEREZ Kenia	RR					
6	VEN Venezuela	AVILA Rosamaria	TF	41.167	42.250	83.417	12.250	
		GOMEZ Greisy	TF					
		MALIZIA Maria	TF					
		NARVAEZ Geraldine	TF					
		SANCHEZ Veronica	TF					
		SOTO Anna	TF					
		SOTO Mary	TF					
		ZAMBRANO Fredymar	RF					
		RODRIGUEZ Vicky	TR					



Aquatic Park
Parque Acuático
Parque Aquático

Synchronized Swimming
Nado sincronizado / Nado Sincronizado

Team Event
Evento por equipo / Evento por Equipos

28 JUL 2007
10:00

Final Results (Team Event)

Resultados finales (Evento por equipo) / Final Resultados (Evento por Equipos)

Nation			Name		Technical	Free	Total	Points
Rank	Code	Nation			Routine	Routine	Points	Behind
7	COL	Colombia	ALEGRIA CASTELLANOS Asly	TF	40.917	41.750	82.667	13.000
			ARCILA GARCIA Paula Arcila	TF				
			BETANCUR ZAPATA Margarita	TF				
			CERQUERA HATIUSCA Jennifer	TF				
			CUBILLOS CASTELLANOS I.	TF				
			PÉREZ LOPEZ Zully Perez	RF				
			REYNA CARRASCO Maria Cecilia	TF				
			VALENCIA AGUILAR Maritza	TF				
			ECHEVERRI Ibeth	TR				
8	ARU	Aruba	BRANSFORD Ashley	TF	38.667	39.333	78.000	17.667
			DE CUBA Charlene	TF				
			EMAN Anouk	TF				
			KELDERS Margie	TF				
			LEENHEER Devah	TF				
			LEIJDEKKERS Carondina	TF				
			POSNER Anna	TF				
			VAN TRIKT Kiara	RF				
			EMAN Kristen	TR				



Aquatic Park
Parque Acuático
Parque Aquático

26 JUL 2007
10:00

Synchronized Swimming
Nado sincronizado / Nado Sincronizado

Team Event
Evento por equipo / Evento por Equipos

Technical Routine
Rutina técnica / Rotina Técnica

Results (Team Event - Technical Routine)

Resultados (Evento por equipo - Rutina técnica) / Resultados (Evento por Equipos - Rotina Técnica)

Start Time 10:00

Referee	CODY Rose	TSSC
Asst. Referee	MIRET Elena	TSSC

Execution	Judge 1	MONTANO Alvaro	COL	Overall	Judge 1	MENDES BRUNO Thais	BRA
	Judge 2	LESLIE Stella	ARU	Impression	Judge 2	HAZLE Betty	USA
	Judge 3	GUTIERREZ Francisco	VEN		Judge 3	PADGET Dorothy	CAN
	Judge 4	PLATA Norma	MEX		Judge 4	SOLIS Maria Isabel	DOM
	Judge 5	TEMPERINI Orestes	ARG		Judge 5	ESPINOZA Luisa	CUB

Technical Asst.	LACHAPELLE Diane	TSSC
	CASTEJON Mavi	TSSC
	DAVIS Charlotte	TSSC

Rank	Code	Nation	Name	Judges					Req. Pen.	Score	100% Pen Points	Technical Routine	
				1	2	3	4	5				50% Points	Points Behind
1	USA	United States	ABEL Brooke	EX	9.7	9.4	9.4	9.6	9.5	47.500	95.000	47.500	
			CULP Janet	OI	9.3	9.7	9.4	9.5	9.6	47.500			
			HOOVEN Kate										
			KIM Becky										
			NOTT Andrea										
			ORME Annabelle										
			PENNER Jillian										
			PROBST Kim										
2	CAN	Canada	DUBUC Jessika	EX	9.5	9.5	9.3	9.7	9.4	47.333	94.833	47.417	0.083
			GAGNÉ Marie-Pierre	OI	9.4	9.6	9.5	9.4	9.7	47.500			
			KOPCIK Dominika										
			LAMOUREUX Eve										
			LITTLE Tracy										
			MARCOTTE Élise										
			RAMPLING Isabelle										
			SONG Jennifer										
3	BRA	Brazil	FERES Beatriz	EX	9.0	9.0	8.9	9.0	8.9	44.833	89.666	44.833	2.667
			FERES Branca	OI	8.8	9.2	9.1	8.9	8.9	44.833			
			FIGUEIRA Nayara										
			FROTA Michelle										
			HILDEBRANDT Caroline										
			SOUZA Glauca										
			STEPHAN Giovana										
			TEIXEIRA Lara										
4	MEX	Mexico	CIFUENTES CASTRO	EX	8.9	8.8	8.8	9.2	8.8	44.167	88.500	44.250	3.250
			DELGADO PLANCARTE	OI	8.7	8.9	9.2	9.0	8.7	44.333			
			DIOSDADO GARCIA Nuria										
			FALCON ARTEAGA Nara										
			FRANCO JUAREZ Norma										
			GUAJARDO LOZANO Evelyn										
			MIJANGOS CHAN Alayne										
			PEDRERO Ofelia Beatriz										
5	VEN	Venezuela	AVILA Rosamaria	EX	8.7	8.4	8.4	8.3	7.9	41.833	82.333	41.167	6.333
			GOMEZ Greisy	OI	7.9	8.1	8.4	7.9	8.3	40.500			
			MALIZIA Maria										
			NARVAEZ Geraldine										
			RODRIGUEZ Vicky										
			SANCHEZ Veronica										
			SOTO Anna										
			SOTO Mary										



Aquatic Park
Parque Acuático
Parque Aquático

26 JUL 2007
10:00

Synchronized Swimming
Nado sincronizado / Nado Sincronizado

Team Event
Evento por equipo / Evento por Equipos

Technical Routine
Rutina técnica / Rotina Técnica

Results (Team Event - Technical Routine)

Resultados (Evento por equipo - Rutina técnica) / Resultados (Evento por Equipos - Rotina Técnica)

Start Time 10:00

Rank	Code	Nation	Name	Judges					Req. Pen.	Score	100% Pen Points	Technical Routine	
				1	2	3	4	5				50% Points	Points Behind
6	CUB	Cuba	CARABALLO Leanne	EX	8.3	8.4	8.3	8.2	8.1	41.333	82.166	41.083	6.417
			CRUZ Tania	OI	8.2	8.3	7.9	8.0	8.4	40.833			
			DIAZ Ailin										
			DUEÑAS Dianelis										
			AMAT Leslie										
			LUNA Barbara										
7	COL	Colombia	ALEGRIA CASTELLANOS	EX	8.6	8.3	8.2	8.1	8.0	41.000	81.833	40.917	6.583
			ARCILA GARCIA Paula	OI	8.0	8.2	8.1	8.2	8.2	40.833			
			BETANCUR ZAPATA										
			CERQUERA HATIUSCA										
			CUBILLOS CASTELLANOS I.										
			ECHEVERRI Ibeth										
8	ARU	Aruba	BRANSFORD Ashley	EX	7.3	7.8	8.0	7.9	7.5	38.667	77.334	38.667	8.833
			DE CUBA Charlene	OI	7.8	8.0	7.5	7.6	7.8	38.667			
			EMAN Anouk										
			EMAN Kristen										
			KELDERS Margie										
			LEENHEER Devah										
LEIJDEKKERS Carondina													
POSNER Anna													



Aquatic Park
Parque Acuático
Parque Aquático

28 JUL 2007
10:00

Synchronized Swimming
Nado sincronizado / Nado Sincronizado

Team Event
Evento por equipo / Evento por Equipos

Free Routine Final
Rutina libre final / Final Rotina Livre

Results (Team Event - Free Routine Final)

Resultados (Evento por equipo - Rutina libre Final) / Resultados (Evento por Equipos - Rotina Livre Final)

Start Time 10:00

Referee	CODY Rose	TSSC
Asst. Referee	DAVIS Charlotte	TSSC

Technical	Judge 1	ESPINOZA Luisa	CUB	Artistic	Judge 1	LESLIE Stella	ARU
Merit	Judge 2	PADGET Dorothy	CAN	Impression	Judge 2	PLATA Norma	MEX
	Judge 3	MONTANO Alvaro	COL		Judge 3	HAZLE Betty	USA
	Judge 4	MENDES BRUNO Thais	BRA		Judge 4	GUTIERREZ Francisco	VEN
	Judge 5	TEMPERINI Orestes	ARG		Judge 5	SOLIS Maria Isabel	DOM

Nation	Rank	Code	Nation	Name	Judges					Score	Pen	100% Points	Free Routine	
					1	2	3	4	5				50% Points	Points Behind
USA	1	USA	United States	ABEL Brooke	TM	9.7	9.6	9.6	9.7	9.6	48.167	96.334	48.167	
				CULP Janet	AI	9.6	9.6	9.7	9.7	9.6	48.167			
				HOOVEN Kate										
				KIM Becky										
				NOTT Andrea										
				ORME Annabelle										
				PENNER Jillian										
CAN	2	CAN	Canada	BOUDREAU GAGNON	TM	9.6	9.8	9.7	9.6	9.5	48.167	95.667	47.834	0.333
				DUBUC Jessika	AI	9.5	9.5	9.5	9.6	9.5	47.500			
				GAGNÉ Marie-Pierre										
				KOPCIK Dominika										
				LAMOUREUX Eve										
				LITTLE Tracy										
				MARCOTTE Élise										
BRA	3	BRA	Brazil	FERES Beatriz	TM	9.2	9.5	9.2	9.1	9.1	45.833	91.833	45.917	2.250
				FERES Branca	AI	9.4	9.0	9.3	9.3	9.0	46.000			
				FIGUEIRA Nayara										
				FROTA Michelle										
				HILDEBRANDT Caroline										
				SOUZA Glauca										
				STEPHAN Giovana										
MEX	4	MEX	Mexico	CIFUENTES CASTRO	TM	9.0	9.0	9.0	8.9	8.9	44.833	89.500	44.750	3.417
				DIOSDADO GARCIA Nuria	AI	8.7	9.0	9.1	9.1	8.7	44.667			
				FALCON ARTEAGA Nara										
				FRANCO JUAREZ Norma										
				GUAJARDO LOZANO Evelyn										
				MELO Yamileth										
				MIJANGOS CHAN Alayne										
CUB	5	CUB	Cuba	PEDRERO Ofelia Beatriz										
				AMAT Leslie	TM	8.7	8.2	8.6	8.4	8.5	42.500	85.167	42.584	5.583
				CARABALLO Leanne	AI	8.6	8.6	8.6	8.4	8.3	42.667			
				CRUZ Tania										
				DIAZ Ailin										
				DUEÑAS Dianelis										
				LUNA Barbara										
ROMAY Yamisleidys														
ROSALES Dayami														



Aquatic Park
Parque Acuático
Parque Aquático

28 JUL 2007
10:00

Synchronized Swimming
Nado sincronizado / Nado Sincronizado

Team Event
Evento por equipo / Evento por Equipos

Free Routine Final
Rutina libre final / Final Rotina Livre

Results (Team Event - Free Routine Final)

Resultados (Evento por equipo - Rutina libre Final) / Resultados (Evento por Equipos - Rotina Livre Final)

Start Time 10:00

Rank	Code	Nation	Name	Judges					Score	Pen	100% Points	Free Routine		
				1	2	3	4	5				50% Points	Points Behind	
6	VEN	Venezuela	AVILA Rosamaria	TM	8.5	8.8	8.3	8.0	8.4	42.000		84.500	42.250	5.917
			GOMEZ Greisy	AI	8.5	8.5	8.7	8.5	8.4	42.500				
			MALIZIA Maria											
			NARVAEZ Geraldine											
			SANCHEZ Veronica											
			SOTO Anna											
			SOTO Mary											
7	COL	Colombia	ZAMBRANO Fredymar											
			ALEGRIA CASTELLANOS	TM	8.4	8.6	8.5	8.1	8.2	41.833		83.500	41.750	6.417
			ARCILA GARCIA Paula	AI	8.3	8.4	8.5	8.3	8.3	41.667				
			BETANCUR ZAPATA											
			CERQUERA HATIUSCA											
			CUBILLOS CASTELLANOS I.											
			PEREZ LOPEZ Zully Perez											
REYNA CARRASCO Maria														
8	ARU	Aruba	VALENCIA AGUILAR Maritza											
			BRANSFORD Ashley	TM	7.9	7.6	7.8	7.9	7.6	38.833		78.666	39.333	8.834
			DE CUBA Charlene	AI	8.0	8.0	8.0	7.9	7.9	39.833				
			EMAN Anouk											
			KELDERS Margie											
			LEENHEER Devah											
			LEIJDEKKERS Carondina											
POSNER Anna														
VAN TRIKT Kiara														

Tênis de Mesa
Tenis de Mesa
Table Tennis





Riocentro - Pavilion 4B
Riocentro Pabellón 4B
Riocentro Pavilhão 4B

TABLE TENNIS
TENIS DE MESA / TÊNIS DE MESA

Men's Singles
Hombres Individual / Masculino Individual

Medallists

Medallistas / Medalhistas

SAT 28 JUL 2007

Medal	Name	NOC
GOLD	LIN Ju	DOM - Dominican Republic
SILVER	LIU Song	ARG - Argentina
BRONZE	HOYAMA Hugo	BRA - Brazil
BRONZE	MONTEIRO Thiago	BRA - Brazil



Riocentro - Pavilion 4B
Riocentro Pabellón 4B
Riocentro Pavilhão 4B

TABLE TENNIS
TENIS DE MESA / TÊNIS DE MESA

Women's Singles
Mujeres Individual / Feminino Individual

Medallists

Medallistas / Medalhistas

FRI 27 JUL 2007

Medal	Name	NOC
GOLD	GAO Jun	USA - United States of America
SILVER	WU Xue	DOM - Dominican Republic
BRONZE	LONG Judy	CAN - Canada
BRONZE	WANG Chen	USA - United States of America



Medallists

Medallistas / Medalhistas

TUE 24 JUL 2007

Medal	NOC	Name
GOLD	BRA - Brazil	MONTEIRO Thiago HOYAMA Hugo TSUBOI Gustavo
SILVER	ARG - Argentina	ALTO Gaston LIU Song TABACHNIK Pablo
BRONZE	CAN - Canada	HINSE Pierre-Luc SHEN Qiang PETER-PAUL Pradeeban
BRONZE	USA - United States of America	HAZINSKI Mark OWENS Eric XIAO Han

Medallists

Medallistas / Medalhistas

TUE 24 JUL 2007

Medal	NOC	Name
GOLD	USA - United States of America	GAO Jun WANG Chen BANH Tawny
SILVER	CAN - Canada	LONG Judy ZHANG Mo XU Chris
BRONZE	CUB - Cuba	GONZALEZ Glendys FERRER Dayana BEREAU Anisleyvis
BRONZE	DOM - Dominican Republic	VALDEZ Johenny WU Xue LIAN Qian

Medal Standings

Posiciones de Medallas / Posições das Medalhas

As of 28 JUL 2007

AFTER 4 OF 4 EVENTS

Rank	NOC	Men				Women				Total				Rank By Total
		G	S	B	Tot	G	S	B	Tot	G	S	B	Tot	
1	USA - United States of America			1	1	2		1	3	2		2	4	1
2	DOM - Dominican Republic	1			1		1	1	2	1	1	1	3	=2
3	BRA - Brazil	1		2	3					1		2	3	=2
4	ARG - Argentina		2		2						2		2	5
5	CAN - Canada			1	1		1	1	2		1	2	3	=2
6	CUB - Cuba							1	1			1	1	6
Total:		2	2	4	8	2	2	4	8	4	4	8	16	

Legend:

= Equal sign indicates that two or more NOCs share the same rank by total

Tot Total

B Bronze

G Gold

S Silver

Entry List by NOC

Lista de Inscripciones por CON / Lista de Inscrições por CON

As of 21 JUL 2007

NOC/ Gender	Name	Date of Birth	Event Participation, How Qualified (World Ranking for Singles)			
			MS	MT	WS	WT
ARG	Argentina					
M	ALTO Gaston	6 JUL 1985	*	*		
M	LIU Song	12 MAY 1972	*	*		
M	TABACHNIK Pablo	20 NOV 1977	*	*		
BAR	Barbados					
M	FARLEY Trevor	1 JUL 1973	*			
BRA	Brazil					
M	HOYAMA Hugo	5 SEP 1969	*	*		
M	MONTEIRO Thiago	15 JUN 1981	*	*		
M	TSUBOI Gustavo	1 JUN 1985	*	*		
W	NONAKA Mariany	22 APR 1988			*	*
W	SAKO Karin	25 JAN 1988			*	*
W	SILVA Ligia	3 JUN 1981			*	*
CAN	Canada					
M	HINSE Pierre-Luc	7 SEP 1987	*	*		
M	PETER-PAUL Pradeeban	17 MAY 1977	*	*		
M	SHEN Qiang	11 MAY 1990	*	*		
W	LONG Judy	15 JAN 1969			*	*
W	XU Chris	4 FEB 1969			*	*
W	ZHANG Mo	17 JAN 1989			*	*
CHI	Chile					
M	LEVIS Bruno	22 OCT 1988	*	*		
M	PAPIC Juan	22 DEC 1970	*	*		
M	SALAMANCA Juan	6 MAR 1967	*	*		
W	RODRIGUEZ Berta	24 JUN 1971			*	*
W	VEGA Paulina	13 MAR 1984			*	*
W	YÁÑEZ Melita	20 SEP 1980			*	*
COL	Colombia					
W	ARAQUE Johana	17 AUG 1982			*	*
W	MEDINA Paula	12 APR 1989			*	*
W	ZULUAGA Luisa	21 MAR 1991			*	*
CUB	Cuba					
M	GONGORA Dimeys	14 JUL 1980	*	*		
M	OXAMENDY Pavel	5 FEB 1977	*	*		
M	PEREIRA Andy	1 SEP 1989	*	*		
W	BEREAU Anisleyvis	12 DEC 1981			*	*
W	FERRER Dayana	24 OCT 1982			*	*
W	GONZALEZ Glendys	25 DEC 1981			*	*

Entry List by NOC

Lista de Inscripciones por CON / Lista de Inscrições por CON

As of 21 JUL 2007

NOC/ Gender	Name	Date of Birth	Event Participation, How Qualified (World Ranking for Singles)			
			MS	MT	WS	WT
DOM	Dominican Republic					
M	LIN Ju	1 SEP 1979	*	*		
M	SANTOS Emil	16 APR 1990	*	*		
M	VILA Juan	21 APR 1990	*	*		
W	LIAN Qian	19 FEB 1983			*	*
W	VALDEZ Johenny	12 DEC 1986			*	*
W	WU Xue	22 MAR 1980			*	*
ECU	Ecuador					
M	COELLO Geovanny	13 SEP 1978	*			
ESA	El Salvador					
W	ALVAREZ Morayle	6 OCT 1978			*	*
W	RAMIREZ Sonia	29 JUN 1977			*	*
W	WANG De-Ying	15 OCT 1972			*	*
GUA	Guatemala					
M	FLORES Omar	6 DEC 1969	*	*		
M	GATICA Hector	3 OCT 1984	*	*		
M	RAMIREZ Jose Miguel	26 MAR 1983	*	*		
HON	Honduras					
W	HERRERA Andrea	29 JUL 1993			*	*
W	MEDINA Izzwa	20 JUL 1982			*	*
W	MEDINA Zzwitjhallim	6 JUL 1980			*	*
MEX	Mexico					
M	MADRID Marcos	6 SEP 1986	*	*		
M	MENDEZ Rafael	10 JUN 1981	*	*		
M	MUÑOZ Guillermo	15 NOV 1964	*	*		
PAR	Paraguay					
M	AGUIRRE Marcelo	21 JAN 1993	*	*		
M	GAVILAN Axel	22 OCT 1994	*	*		
M	MIERES Juan	28 MAR 1987	*	*		
W	GAVILAN Sandy	20 NOV 1992			*	*
W	OVELAR Lucero	31 JUL 1992			*	*
W	REDES Lilian	9 MAR 1967			*	*
PER	Peru					
M	ACOSTA Juan	9 JUL 1976	*			
W	ESPINEIRA Marisol	27 JUN 1968			*	
PUR	Puerto Rico					
M	BERRIOS Hector	23 JUN 1986	*	*		
M	GRACIA Carlos	19 JUN 1990	*	*		
M	RIVERA Elvin	20 MAY 1989	*	*		
W	APONTE Lyanne	4 MAY 1991			*	*
W	GONZALEZ Cynthia	26 NOV 1991			*	*
W	MARRERO Jerica	20 NOV 1988			*	*

Entry List by NOC

Lista de Inscripciones por CON / Lista de Inscrições por CON

As of 21 JUL 2007

NOC/ Gender	Name	Date of Birth	Event Participation, How Qualified (World Ranking for Singles)			
			MS	MT	WS	WT
TRI	Trinidad & Tobago					
M	ST. LOUIS Dexter	21 MAR 1968	*			
W	CHUNG Rheann	27 MAR 1985			*	
USA	United States of America					
M	HAZINSKI Mark	20 APR 1985	*	*		
M	OWENS Eric	30 SEP 1975	*	*		
M	XIAO Han	19 DEC 1986	*	*		
W	BANH Tawny	12 DEC 1974			*	*
W	GAO Jun	25 JAN 1969			*	*
W	WANG Chen	17 JAN 1974			*	*
VEN	Venezuela					
M	MUJICA Henry	29 MAY 1978	*	*		
M	NAVAS Marco	23 MAY 1986	*	*		
M	PINO Jonathan	18 JUN 1986	*	*		
W	EZZEDDINE Ruaida	3 JUN 1989			*	*
W	PEREZ Luisana	24 AUG 1976			*	*
W	RAMOS Fabiola	15 SEP 1977			*	*

Note:

All corrections are available in INFO

Legend:

M Man	MS Men's Singles	MT Men's Teams
QC Continental qualification tournaments	QH Host Country direct entry	Qq Qualified by team quota
QR Qualification by Ranking	QS Qualified by Singles (3 players by NOC)	QT Tripartite commission invitation
QW World qualification tournament	W Woman	WS Women's Singles
WT Women's Teams		

Entry List by Event

Lista de Inscripciones por Evento / Lista de Inscrições por Evento

As of 22 JUL 2007

NOC	Name	Date of Birth
ARG - Argentina	ALTO Gaston	06 JUL 1985
	LIU Song	12 MAY 1972
	TABACHNIK Pablo	20 NOV 1977
BAR - Barbados	FARLEY Trevor	01 JUL 1973
BRA - Brazil	HOYAMA Hugo	05 SEP 1969
	MONTEIRO Thiago	15 JUN 1981
	TSUBOI Gustavo	01 JUN 1985
CAN - Canada	HINSE Pierre-Luc	07 SEP 1987
	PETER-PAUL Pradeeban	17 MAY 1977
	SHEN Qiang	11 MAY 1990
CHI - Chile	LEVIS Bruno	22 OCT 1988
	PAPIC Juan	22 DEC 1970
	SALAMANCA Juan	06 MAR 1967
CUB - Cuba	GONGORA Dimeys	14 JUL 1980
	OXAMENDY Pavel	05 FEB 1977
	PEREIRA Andy	01 SEP 1989
DOM - Dominican Republic	LIN Ju	01 SEP 1979
	SANTOS Emil	16 APR 1990
	VILA Juan	21 APR 1990
ECU - Ecuador	COELLO Geovanny	13 SEP 1978
GUA - Guatemala	FLORES Omar	06 DEC 1969
	GATICA Hector	03 OCT 1984
	RAMIREZ Jose Miguel	26 MAR 1983
MEX - Mexico	MADRID Marcos	06 SEP 1986
	MENDEZ Rafael	10 JUN 1981
	MUÑOZ Guillermo	15 NOV 1964
PAR - Paraguay	AGUIRRE Marcelo	21 JAN 1993
	GAVILAN Axel	22 OCT 1994
	MIERES Juan	28 MAR 1987
PER - Peru	ACOSTA Juan	09 JUL 1976
PUR - Puerto Rico	BERRIOS Hector	23 JUN 1986

Entry List by Event

Lista de Inscripciones por Evento / Lista de Inscrições por Evento

As of 22 JUL 2007

NOC	Name	Date of Birth
PUR - Puerto Rico	GRACIA Carlos	19 JUN 1990
	RIVERA Elvin	20 MAY 1989
TRI - Trinidad & Tobago	ST. LOUIS Dexter	21 MAR 1968
USA - United States of America	HAZINSKI Mark	20 APR 1985
	OWENS Eric	30 SEP 1975
	XIAO Han	19 DEC 1986
VEN - Venezuela	MUJICA Henry	29 MAY 1978
	NAVAS Marco	23 MAY 1986
	PINO Jonathan	18 JUN 1986

**Riocentro - Pavilion 4B**Riocentro Pabellón 4B
Riocentro Pavilhão 4B26 JUL 2007
11:30**TABLE TENNIS**

TENIS DE MESA / TÊNIS DE MESA

Men's Singles

Hombres Individual / Masculino Individual

1st Round

1ª Ronda / 1ª Rodada

Match Results

Resultados del partido / Resultados da partida

RAMIREZ Jose Miguel (GUA) 4-1 VILA Juan (DOM)

Game Summary		Match	Game 1	Game 2	Game 3	Game 4	Game 5	Game 6	Game 7
RAMIREZ Jose Miguel	GUA	4	11	9	11	11	11		
VILA Juan	DOM	1	5	11	6	2	9		
Duration		28min	1min	1min	1min	0min	1min		

Match No.: MS59 Table: 9

Umpires: GOMES Jaime (BRA)

Legend:**MS** Men's Singles

**Riocentro - Pavilion 4B**Riocentro Pabellón 4B
Riocentro Pavilhão 4B25 JUL 2007
15:15**TABLE TENNIS**

TENIS DE MESA / TÊNIS DE MESA

Men's Singles

Hombres Individual / Masculino Individual

1st Round

1ª Ronda / 1ª Rodada

Match Results

Resultados del partido / Resultados da partida

VILA Juan (DOM) 4-2 NAVAS Marco (VEN)

Game Summary		Match	Game 1	Game 2	Game 3	Game 4	Game 5	Game 6	Game 7
VILA Juan	DOM	4	11	11	15	9	8	11	
NAVAS Marco	VEN	2	6	7	13	11	11	8	
Duration			1min	1min	1min	1min	1min	1min	

Match No.: MS40 Table: 2

Umpires: SALVETTI Amarildo (BRA)

Legend:**MS** Men's Singles

**Riocentro - Pavilion 4B**Riocentro Pabellón 4B
Riocentro Pavilhão 4B25 JUL 2007
15:15**TABLE TENNIS**

TENIS DE MESA / TÊNIS DE MESA

Men's Singles

Hombres Individual / Masculino Individual

1st Round

1ª Ronda / 1ª Rodada

Match Results

Resultados del partido / Resultados da partida

GONGORA Dimeys (CUB) 4-2 RAMIREZ Jose Miguel (GUA)

Game Summary		Match	Game 1	Game 2	Game 3	Game 4	Game 5	Game 6	Game 7
GONGORA Dimeys	CUB	4	11	10	5	11	11	12	
RAMIREZ Jose Miguel	GUA	2	7	12	11	8	9	10	
Duration		45min	0min	1min	1min	1min	1min	1min	

Match No.: MS39 Table: 1

Umpires: ULUMAR Jorge (BRA)

Legend:**MS** Men's Singles

**Riocentro - Pavilion 4B**Riocentro Pabellón 4B
Riocentro Pavilhão 4B25 JUL 2007
12:15**TABLE TENNIS**

TENIS DE MESA / TÊNIS DE MESA

Men's Singles

Hombres Individual / Masculino Individual

1st Round

1ª Ronda / 1ª Rodada

Match Results

Resultados del partido / Resultados da partida

GONGORA Dimeys (CUB) 4-1 VILA Juan (DOM)

Game Summary		Match	Game 1	Game 2	Game 3	Game 4	Game 5	Game 6	Game 7
GONGORA Dimeys	CUB	4	12	11	11	7	11		
VILA Juan	DOM	1	10	7	6	11	6		
Duration			1min	1min	1min	1min	1min		

Match No.: MS20 Table: 10

Umpires: SCHINDLER Jovino (BRA)

Legend:**MS** Men's Singles



Match Results

Resultados del partido / Resultados da partida

RAMIREZ Jose Miguel (GUA) 4-0 NAVAS Marco (VEN)

Game Summary		Match	Game 1	Game 2	Game 3	Game 4	Game 5	Game 6	Game 7
RAMIREZ Jose Miguel	GUA	4	11	11	11	11			
NAVAS Marco	VEN	0	8	9	5	6			
Duration		26min	1min	1min	0min	0min			

Match No.: MS19 Table: 9

Umpires: CAPPELLARI Alfeo (BRA)

Legend:
 MS Men's Singles

**Riocentro - Pavilion 4B**Riocentro Pabellón 4B
Riocentro Pavilhão 4B26 JUL 2007
11:30**TABLE TENNIS**

TENIS DE MESA / TÊNIS DE MESA

Men's Singles

Hombres Individual / Masculino Individual

1st Round

1ª Ronda / 1ª Rodada

Match Results

Resultados del partido / Resultados da partida

HAZINSKI Mark (USA) 4-0 BERRIOS Hector (PUR)

Game Summary		Match	Game 1	Game 2	Game 3	Game 4	Game 5	Game 6	Game 7
HAZINSKI Mark	USA	4	14	11	11	12			
BERRIOS Hector	PUR	0	12	5	4	10			
Duration		22min	1min	0min	0min	1min			

Match No.: MS58 Table: 8

Umpires: CAPPELLARI Alfeo (BRA)

Legend:**MS** Men's Singles

**Riocentro - Pavilion 4B**Riocentro Pabellón 4B
Riocentro Pavilhão 4B26 JUL 2007
11:30**TABLE TENNIS**

TENIS DE MESA / TÊNIS DE MESA

Men's Singles

Hombres Individual / Masculino Individual

1st Round

1ª Ronda / 1ª Rodada

Match Results

Resultados del partido / Resultados da partida

TABACHNIK Pablo (ARG) 4-0 COELLO Geovanny (ECU)

Game Summary		Match	Game 1	Game 2	Game 3	Game 4	Game 5	Game 6	Game 7
TABACHNIK Pablo	ARG	4	11	12	14	11			
COELLO Geovanny	ECU	0	7	10	12	6			
Duration		22min	0min	1min	2min	1min			

Match No.: MS57 Table: 7

Umpires: BORGES Fernando (BRA)

Legend:**MS** Men's Singles

**Riocentro - Pavilion 4B**Riocentro Pabellón 4B
Riocentro Pavilhão 4B25 JUL 2007
15:15**TABLE TENNIS**

TENIS DE MESA / TÊNIS DE MESA

Men's Singles

Hombres Individual / Masculino Individual

1st Round

1ª Ronda / 1ª Rodada

Match Results

Resultados del partido / Resultados da partida

COELLO Geovanny (ECU) 4-3 BERRIOS Hector (PUR)

Game Summary		Match	Game 1	Game 2	Game 3	Game 4	Game 5	Game 6	Game 7
COELLO Geovanny	ECU	4	5	9	11	11	13	8	11
BERRIOS Hector	PUR	3	11	11	8	7	11	11	9
Duration		41min	1min	1min	1min	0min	1min	1min	1min

Match No.: MS38 Table: 4

Umpires: SCHINDLER Maximiano (BRA)

Legend:**MS** Men's Singles

**Riocentro - Pavilion 4B**Riocentro Pabellón 4B
Riocentro Pavilhão 4B25 JUL 2007
15:15**TABLE TENNIS**

TENIS DE MESA / TÊNIS DE MESA

Men's Singles

Hombres Individual / Masculino Individual

1st Round

1ª Ronda / 1ª Rodada

Match Results

Resultados del partido / Resultados da partida

TABACHNIK Pablo (ARG) 4-3 HAZINSKI Mark (USA)

Game Summary		Match	Game 1	Game 2	Game 3	Game 4	Game 5	Game 6	Game 7
TABACHNIK Pablo	ARG	4	11	12	12	3	3	4	11
HAZINSKI Mark	USA	3	4	10	10	11	11	11	8
Duration			0min	1min	1min	0min	0min	0min	1min

Match No.: MS37 Table: 3

Umpires: GOMES Jaime (BRA)

Legend:**MS** Men's Singles

**Riocentro - Pavilion 4B**RioCentro Pabellón 4B
RioCentro Pavilhão 4B25 JUL 2007
12:15**TABLE TENNIS**

TENIS DE MESA / TÊNIS DE MESA

Men's Singles

Hombres Individual / Masculino Individual

1st Round

1ª Ronda / 1ª Rodada

Match Results

Resultados del partido / Resultados da partida

HAZINSKI Mark (USA) 4-0 COELLO Geovanny (ECU)

Game Summary		Match	Game 1	Game 2	Game 3	Game 4	Game 5	Game 6	Game 7
HAZINSKI Mark	USA	4	11	11	11	11			
COELLO Geovanny	ECU	0	6	7	7	7			
Duration			0min	1min	0min	0min			

Match No.: MS18 Table: 8

Umpires: BAUR Helton (BRA)

Legend:**MS** Men's Singles

**Riocentro - Pavilion 4B**Riocentro Pabellón 4B
Riocentro Pavilhão 4B25 JUL 2007
12:15**TABLE TENNIS**

TENIS DE MESA / TÊNIS DE MESA

Men's Singles

Hombres Individual / Masculino Individual

1st Round

1ª Ronda / 1ª Rodada

Match Results

Resultados del partido / Resultados da partida

TABACHNIK Pablo (ARG) 4-2 BERRIOS Hector (PUR)

Game Summary		Match	Game 1	Game 2	Game 3	Game 4	Game 5	Game 6	Game 7
TABACHNIK Pablo	ARG	4	11	11	11	10	11	11	
BERRIOS Hector	PUR	2	5	7	13	12	9	6	
Duration			0min	1min	1min	1min	1min	0min	

Match No.: MS17 Table: 7

Umpires: BORGES Fernando (BRA)

Legend:**MS** Men's Singles

**Riocentro - Pavilion 4B**Riocentro Pabellón 4B
Riocentro Pavilhão 4B26 JUL 2007
11:30**TABLE TENNIS**

TENIS DE MESA / TÊNIS DE MESA

Men's Singles

Hombres Individual / Masculino Individual

1st Round

1ª Ronda / 1ª Rodada

Match Results

Resultados del partido / Resultados da partida

ALTO Gaston (ARG) 4-1 SALAMANCA Juan (CHI)

Game Summary		Match	Game 1	Game 2	Game 3	Game 4	Game 5	Game 6	Game 7
ALTO Gaston	ARG	4	11	11	11	11	13		
SALAMANCA Juan	CHI	1	3	8	13	9	11		
Duration		36min	0min	1min	1min	1min	2min		

Match No.: MS56 Table: 6

Umpires: SCHINDLER Maximiano (BRA)

Legend:**MS** Men's Singles

**Riocentro - Pavilion 4B**Riocentro Pabellón 4B
Riocentro Pavilhão 4B26 JUL 2007
11:30**TABLE TENNIS**

TENIS DE MESA / TÊNIS DE MESA

Men's Singles

Hombres Individual / Masculino Individual

1st Round

1ª Ronda / 1ª Rodada

Match Results

Resultados del partido / Resultados da partida

ST. LOUIS Dexter (TRI) 4-0 SANTOS Emil (DOM)

Game Summary		Match	Game 1	Game 2	Game 3	Game 4	Game 5	Game 6	Game 7
ST. LOUIS Dexter	TRI	4	11	11	11	11			
SANTOS Emil	DOM	0	5	8	2	7			
Duration		16min	0min	1min	0min	1min			

Match No.: MS55 Table: 5

Umpires: SCHINDLER Jovino (BRA)

Legend:**MS** Men's Singles

**Riocentro - Pavilion 4B**Riocentro Pabellón 4B
Riocentro Pavilhão 4B25 JUL 2007
15:15**TABLE TENNIS**

TENIS DE MESA / TÊNIS DE MESA

Men's Singles

Hombres Individual / Masculino Individual

1st Round

1ª Ronda / 1ª Rodada

Match Results

Resultados del partido / Resultados da partida

ALTO Gaston (ARG) 4-0 SANTOS Emil (DOM)

Game Summary		Match	Game 1	Game 2	Game 3	Game 4	Game 5	Game 6	Game 7
ALTO Gaston	ARG	4	11	11	11	14			
SANTOS Emil	DOM	0	6	8	7	12			
Duration		25min	1min	1min	1min	1min			

Match No.: MS36 Table: 8

Umpires: BONFIM Ediomar (BRA)

Legend:**MS** Men's Singles

**Riocentro - Pavilion 4B**Riocentro Pabellón 4B
Riocentro Pavilhão 4B25 JUL 2007
15:15**TABLE TENNIS**

TENIS DE MESA / TÊNIS DE MESA

Men's Singles

Hombres Individual / Masculino Individual

1st Round

1ª Ronda / 1ª Rodada

Match Results

Resultados del partido / Resultados da partida

ST. LOUIS Dexter (TRI) 4-1 SALAMANCA Juan (CHI)

Game Summary		Match	Game 1	Game 2	Game 3	Game 4	Game 5	Game 6	Game 7
ST. LOUIS Dexter	TRI	4	11	11	6	14	13		
SALAMANCA Juan	CHI	1	9	7	11	12	11		
Duration		34min	0min	0min	1min	1min	1min		

Match No.: MS35 Table: 7

Umpires: BORGES Fernando (BRA)

Legend:**MS** Men's Singles

**Riocentro - Pavilion 4B**Riocentro Pabellón 4B
Riocentro Pavilhão 4B25 JUL 2007
12:15**TABLE TENNIS**

TENIS DE MESA / TÊNIS DE MESA

Men's Singles

Hombres Individual / Masculino Individual

1st Round

1ª Ronda / 1ª Rodada

Match Results

Resultados del partido / Resultados da partida

SALAMANCA Juan (CHI) 4-0 SANTOS Emil (DOM)

Game Summary		Match	Game 1	Game 2	Game 3	Game 4	Game 5	Game 6	Game 7
SALAMANCA Juan	CHI	4	11	11	11	11			
SANTOS Emil	DOM	0	8	9	6	2			
Duration			1min	1min	1min	0min			

Match No.: MS16 Table: 6

Umpires: ABRAO Isac (BRA)

Legend:**MS** Men's Singles

**Riocentro - Pavilion 4B**Riocentro Pabellón 4B
Riocentro Pavilhão 4B25 JUL 2007
12:15**TABLE TENNIS**

TENIS DE MESA / TÊNIS DE MESA

Men's Singles

Hombres Individual / Masculino Individual

1st Round

1ª Ronda / 1ª Rodada

Match Results

Resultados del partido / Resultados da partida

ST. LOUIS Dexter (TRI) 4-0 ALTO Gaston (ARG)

Game Summary		Match	Game 1	Game 2	Game 3	Game 4	Game 5	Game 6	Game 7
ST. LOUIS Dexter	TRI	4	11	11	13	11			
ALTO Gaston	ARG	0	6	4	11	8			
Duration			1min	0min	2min	1min			

Match No.: MS15 Table: 5

Umpires: SOEIRO Ronald (BRA)

Legend:**MS** Men's Singles



Match Results

Resultados del partido / Resultados da partida

OWENS Eric (USA) 4-0 ACOSTA Juan (PER)

Game Summary		Match	Game 1	Game 2	Game 3	Game 4	Game 5	Game 6	Game 7
OWENS Eric	USA	4	11	11	13	11			
ACOSTA Juan	PER	0	9	5	11	7			
Duration		21min	1min	1min	1min	0min			

Match No.: MS54 Table: 4

Umpires: COYADAN Guillermo (CHI)

Legend:
MS Men's Singles

**Riocentro - Pavilion 4B**Riocentro Pabellón 4B
Riocentro Pavilhão 4B26 JUL 2007
11:30**TABLE TENNIS**

TENIS DE MESA / TÊNIS DE MESA

Men's Singles

Hombres Individual / Masculino Individual

1st Round

1ª Ronda / 1ª Rodada

Match Results

Resultados del partido / Resultados da partida

PAPIC Juan (CHI) 4-1 AGUIRRE Marcelo (PAR)

Game Summary		Match	Game 1	Game 2	Game 3	Game 4	Game 5	Game 6	Game 7
PAPIC Juan	CHI	4	10	11	11	11	11		
AGUIRRE Marcelo	PAR	1	12	7	8	7	1		
Duration		25min	1min	1min	0min	1min	0min		

Match No.: MS53 Table: 3

Umpires: SOEIRO Ronald (BRA)

Legend:**MS** Men's Singles

**Riocentro - Pavilion 4B**Riocentro Pabellón 4B
Riocentro Pavilhão 4B25 JUL 2007
15:15**TABLE TENNIS**

TENIS DE MESA / TÊNIS DE MESA

Men's Singles

Hombres Individual / Masculino Individual

1st Round

1ª Ronda / 1ª Rodada

Match Results

Resultados del partido / Resultados da partida

ACOSTA Juan (PER) 4-3 AGUIRRE Marcelo (PAR)

Game Summary		Match	Game 1	Game 2	Game 3	Game 4	Game 5	Game 6	Game 7
ACOSTA Juan	PER	4	9	11	11	8	11	11	11
AGUIRRE Marcelo	PAR	3	11	9	13	11	8	9	8
Duration		44min	1min	1min	1min	0min	1min	1min	1min

Match No.: MS34 Table: 6

Umpires: ABRAO Isac (BRA)

Legend:**MS** Men's Singles

**Riocentro - Pavilion 4B**Riocentro Pabellón 4B
Riocentro Pavilhão 4B25 JUL 2007
15:15**TABLE TENNIS**

TENIS DE MESA / TÊNIS DE MESA

Men's Singles

Hombres Individual / Masculino Individual

1st Round

1ª Ronda / 1ª Rodada

Match Results

Resultados del partido / Resultados da partida

OWENS Eric (USA) 4-2 PAPIC Juan (CHI)

Game Summary		Match	Game 1	Game 2	Game 3	Game 4	Game 5	Game 6	Game 7
OWENS Eric	USA	4	11	11	6	11	9	11	
PAPIC Juan	CHI	2	6	7	11	7	11	7	
Duration		31min	0min	0min	0min	0min	1min	0min	

Match No.: MS33 Table: 5

Umpires: SOEIRO Ronald (BRA)

Legend:**MS** Men's Singles

**Riocentro - Pavilion 4B**Riocentro Pabellón 4B
Riocentro Pavilhão 4B25 JUL 2007
12:15**TABLE TENNIS**

TENIS DE MESA / TÊNIS DE MESA

Men's Singles

Hombres Individual / Masculino Individual

1st Round

1ª Ronda / 1ª Rodada

Match Results

Resultados del partido / Resultados da partida

OWENS Eric (USA) 4-1 AGUIRRE Marcelo (PAR)

Game Summary		Match	Game 1	Game 2	Game 3	Game 4	Game 5	Game 6	Game 7
OWENS Eric	USA	4	11	11	11	6	11		
AGUIRRE Marcelo	PAR	1	1	6	9	11	4		
Duration			0min	0min	1min	1min	0min		

Match No.: MS14 Table: 4

Umpires: SCHINDLER Maximiano (BRA)

Legend:**MS** Men's Singles



Match Results

Resultados del partido / Resultados da partida

PAPIC Juan (CHI) 4-3 ACOSTA Juan (PER)

Game Summary		Match	Game 1	Game 2	Game 3	Game 4	Game 5	Game 6	Game 7
PAPIC Juan	CHI	4	13	9	11	11	4	7	11
ACOSTA Juan	PER	3	11	11	5	9	11	11	9
Duration			1min	1min	1min	1min	1min	1min	1min

Match No.: MS13 Table: 3

Umpires: GOMES Jaime (BRA)

Legend:
 MS Men's Singles

**Riocentro - Pavilion 4B**Riocentro Pabellón 4B
Riocentro Pavilhão 4B26 JUL 2007
11:30**TABLE TENNIS**

TENIS DE MESA / TÊNIS DE MESA

Men's Singles

Hombres Individual / Masculino Individual

1st Round

1ª Ronda / 1ª Rodada

Match Results

Resultados del partido / Resultados da partida

MADRID Marcos (MEX) 4-1 LEVIS Bruno (CHI)

Game Summary		Match	Game 1	Game 2	Game 3	Game 4	Game 5	Game 6	Game 7
MADRID Marcos	MEX	4	11	11	11	11	11		
LEVIS Bruno	CHI	1	9	8	9	13	8		
Duration		29min	1min	1min	1min	1min	1min		

Match No.: MS52 Table: 2

Umpires: NISSEN Rubens (BRA)

Legend:**MS** Men's Singles

**Riocentro - Pavilion 4B**Riocentro Pabellón 4B
Riocentro Pavilhão 4B26 JUL 2007
11:30**TABLE TENNIS**

TENIS DE MESA / TÊNIS DE MESA

Men's Singles

Hombres Individual / Masculino Individual

1st Round

1ª Ronda / 1ª Rodada

Match Results

Resultados del partido / Resultados da partida

PETER-PAUL Pradeeban (CAN) 4-0 GATICA Hector (GUA)

Game Summary		Match	Game 1	Game 2	Game 3	Game 4	Game 5	Game 6	Game 7
PETER-PAUL Pradeeban	CAN	4	11	11	11	11			
GATICA Hector	GUA	0	7	3	7	6			
Duration		17min	0min	0min	0min	0min			

Match No.: MS51 Table: 1

Umpires: BONFIM Ediomar (BRA)

Legend:**MS** Men's Singles



Match Results

Resultados del partido / Resultados da partida

LEVIS Bruno (CHI) 4-0 GATICA Hector (GUA)

Game Summary		Match	Game 1	Game 2	Game 3	Game 4	Game 5	Game 6	Game 7
LEVIS Bruno	CHI	4	11	11	11	11			
GATICA Hector	GUA	0	9	8	9	7			
Duration		21min	1min	1min	1min	1min			

Match No.: MS32 Table: 10

Umpires: SCHINDLER Schindler (BRA)

Legend:

MS Men's Singles



Match Results

Resultados del partido / Resultados da partida

PETER-PAUL Pradeeban (CAN) 4-0 MADRID Marcos (MEX)

Game Summary		Match	Game 1	Game 2	Game 3	Game 4	Game 5	Game 6	Game 7
PETER-PAUL Pradeeban	CAN	4	13	11	13	11			
MADRID Marcos	MEX	0	11	5	11	7			
Duration		25min	1min	0min	1min	1min			

Match No.: MS31 Table: 9

Umpires: CAPPELLARI Alfeo (BRA)

Legend:
MS Men's Singles

**Riocentro - Pavilion 4B**RioCentro Pabellón 4B
RioCentro Pavilhão 4B25 JUL 2007
12:15**TABLE TENNIS**

TENIS DE MESA / TÊNIS DE MESA

Men's Singles

Hombres Individual / Masculino Individual

1st Round

1ª Ronda / 1ª Rodada

Match Results

Resultados del partido / Resultados da partida

MADRID Marcos (MEX) 4-0 GATICA Hector (GUA)

Game Summary		Match	Game 1	Game 2	Game 3	Game 4	Game 5	Game 6	Game 7
MADRID Marcos	MEX	4	11	11	11	11			
GATICA Hector	GUA	0	9	2	9	4			
Duration			1min	0min	1min	1min			

Match No.: MS12 Table: 2

Umpires: SALVETTI Amarildo (BRA)

Legend:**MS** Men's Singles

**Riocentro - Pavilion 4B**Riocentro Pabellón 4B
Riocentro Pavilhão 4B25 JUL 2007
12:15**TABLE TENNIS**

TENIS DE MESA / TÊNIS DE MESA

Men's Singles

Hombres Individual / Masculino Individual

1st Round

1ª Ronda / 1ª Rodada

Match Results

Resultados del partido / Resultados da partida

PETER-PAUL Pradeeban (CAN) 4-1 LEVIS Bruno (CHI)

Game Summary		Match	Game 1	Game 2	Game 3	Game 4	Game 5	Game 6	Game 7
PETER-PAUL Pradeeban	CAN	4	11	7	11	11	11		
LEVIS Bruno	CHI	1	5	11	6	6	5		
Duration			1min	1min	1min	1min	1min		

Match No.: MS11 Table: 1

Umpires: ULUMAR Jorge (BRA)

Legend:**MS** Men's Singles

**Riocentro - Pavilion 4B**Riocentro Pabellón 4B
Riocentro Pavilhão 4B26 JUL 2007
10:45**TABLE TENNIS**

TENIS DE MESA / TÊNIS DE MESA

Men's Singles

Hombres Individual / Masculino Individual

1st Round

1ª Ronda / 1ª Rodada

Match Results

Resultados del partido / Resultados da partida

OXAMENDY Pavel (CUB) 4-0 FLORES Omar (GUA)

Game Summary		Match	Game 1	Game 2	Game 3	Game 4	Game 5	Game 6	Game 7
OXAMENDY Pavel	CUB	4	11	11	11	11			
FLORES Omar	GUA	0	4	7	8	2			
Duration		16min	1min	1min	1min	0min			

Match No.: MS50 Table: 8

Umpires: LASARO Ivam (BRA)

Legend:**MS** Men's Singles



Match Results

Resultados del partido / Resultados da partida

TSUBOI Gustavo (BRA) 4-0 MENDEZ Rafael (MEX)

Game Summary		Match	Game 1	Game 2	Game 3	Game 4	Game 5	Game 6	Game 7
TSUBOI Gustavo	BRA	4	11	11	12	11			
MENDEZ Rafael	MEX	0	5	9	10	6			
Duration		24min	0min	1min	1min	1min			

Match No.: MS49 Table: 7

Umpires: MIRANDA Edgar (CRC)

Legend:
MS Men's Singles



Match Results

Resultados del partido / Resultados da partida

FLORES Omar (GUA) 4-1 MENDEZ Rafael (MEX)

Game Summary		Match	Game 1	Game 2	Game 3	Game 4	Game 5	Game 6	Game 7
FLORES Omar	GUA	4	11	13	11	5	11		
MENDEZ Rafael	MEX	1	6	11	7	11	9		
Duration			1min	1min	1min	1min	1min		

Match No.: MS30 Table: 2

Umpires: ULUMAR Jorge (BRA)

Legend:
MS Men's Singles

**Riocentro - Pavilion 4B**Riocentro Pabellón 4B
Riocentro Pavilhão 4B25 JUL 2007
14:30**TABLE TENNIS**

TENIS DE MESA / TÊNIS DE MESA

Men's Singles

Hombres Individual / Masculino Individual

1st Round

1ª Ronda / 1ª Rodada

Match Results

Resultados del partido / Resultados da partida

TSUBOI Gustavo (BRA) 4-0 OXAMENDY Pavel (CUB)

Game Summary		Match	Game 1	Game 2	Game 3	Game 4	Game 5	Game 6	Game 7
TSUBOI Gustavo	BRA	4	11	12	12	11			
OXAMENDY Pavel	CUB	0	7	10	10	9			
Duration			1min	1min	1min	1min			

Match No.: MS29 Table: 3

Umpires: COYADAN Guillermo (CHI)

Legend:**MS** Men's Singles

**Riocentro - Pavilion 4B**Riocentro Pabellón 4B
Riocentro Pavilhão 4B25 JUL 2007
11:30**TABLE TENNIS**

TENIS DE MESA / TÊNIS DE MESA

Men's Singles

Hombres Individual / Masculino Individual

1st Round

1ª Ronda / 1ª Rodada

Match Results

Resultados del partido / Resultados da partida

OXAMENDY Pavel (CUB) 4-0 MENDEZ Rafael (MEX)

Game Summary		Match	Game 1	Game 2	Game 3	Game 4	Game 5	Game 6	Game 7
OXAMENDY Pavel	CUB	4	11	11	12	11			
MENDEZ Rafael	MEX	0	8	6	10	6			
Duration			1min	1min	1min	0min			

Match No.: MS10 Table: 10

Umpires: SCHINDLER Jovino (BRA)

Legend:**MS** Men's Singles

**Riocentro - Pavilion 4B**Riocentro Pabellón 4B
Riocentro Pavilhão 4B25 JUL 2007
11:30**TABLE TENNIS**

TENIS DE MESA / TÊNIS DE MESA

Men's Singles

Hombres Individual / Masculino Individual

1st Round

1ª Ronda / 1ª Rodada

Match Results

Resultados del partido / Resultados da partida

TSUBOI Gustavo (BRA) 4-1 FLORES Omar (GUA)

Game Summary		Match	Game 1	Game 2	Game 3	Game 4	Game 5	Game 6	Game 7
TSUBOI Gustavo	BRA	4	11	10	11	11	11		
FLORES Omar	GUA	1	9	12	3	3	8		
Duration		29min	1min	1min	0min	0min	1min		

Match No.: MS9 Table: 7

Umpires: CAPPELLARI Alfeo (BRA)

Legend:**MS** Men's Singles

**Riocentro - Pavilion 4B**Riocentro Pabellón 4B
Riocentro Pavilhão 4B26 JUL 2007
10:45**TABLE TENNIS**

TENIS DE MESA / TÊNIS DE MESA

Men's Singles

Hombres Individual / Masculino Individual

1st Round

1ª Ronda / 1ª Rodada

Match Results

Resultados del partido / Resultados da partida

HINSE Pierre-Luc (CAN) 4-1 XIAO Han (USA)

Game Summary		Match	Game 1	Game 2	Game 3	Game 4	Game 5	Game 6	Game 7
HINSE Pierre-Luc	CAN	4	12	11	14	9	11		
XIAO Han	USA	1	10	9	12	11	3		
Duration		30min	1min	0min	1min	1min	0min		

Match No.: MS48 Table: 6

Umpires: PUTTI Alcidino (BRA)

Legend:**MS** Men's Singles



Riocentro - Pavilion 4B

Riocentro Pabellón 4B
Riocentro Pavilhão 4B

26 JUL 2007
10:45

TABLE TENNIS

TENIS DE MESA / TÊNIS DE MESA

Men's Singles

Hombres Individual / Masculino Individual

1st Round

1ª Ronda / 1ª Rodada

Match Results

Resultados del partido / Resultados da partida

HOYAMA Hugo (BRA) 4-0 RIVERA Elvin (PUR)

Game Summary		Match	Game 1	Game 2	Game 3	Game 4	Game 5	Game 6	Game 7
HOYAMA Hugo	BRA	4	11	11	11	11			
RIVERA Elvin	PUR	0	7	2	9	7			
Duration		16min	0min	0min	1min	1min			

Match No.: MS47 Table: 5

Umpires: KEUNG Joseph (USA)

Legend:

MS Men's Singles

**Riocentro - Pavilion 4B**Riocentro Pabellón 4B
Riocentro Pavilhão 4B25 JUL 2007
14:30**TABLE TENNIS**

TENIS DE MESA / TÊNIS DE MESA

Men's Singles

Hombres Individual / Masculino Individual

1st Round

1ª Ronda / 1ª Rodada

Match Results

Resultados del partido / Resultados da partida

XIAO Han (USA) 4-0 RIVERA Elvin (PUR)

Game Summary		Match	Game 1	Game 2	Game 3	Game 4	Game 5	Game 6	Game 7
XIAO Han	USA	4	11	11	11	11			
RIVERA Elvin	PUR	0	5	7	8	3			
Duration			0min	0min	0min	0min			

Match No.: MS28 Table: 4

Umpires: ABRAO Isac (BRA)

Legend:**MS** Men's Singles

**Riocentro - Pavilion 4B**Riocentro Pabellón 4B
Riocentro Pavilhão 4B25 JUL 2007
14:30**TABLE TENNIS**

TENIS DE MESA / T  NIS DE MESA

Men's Singles

Hombres Individual / Masculino Individual

1st Round

1  Ronda / 1  Rodada

Match Results

Resultados del partido / Resultados da partida

HOYAMA Hugo (BRA) 4-3 HINSE Pierre-Luc (CAN)

Game Summary		Match	Game 1	Game 2	Game 3	Game 4	Game 5	Game 6	Game 7
HOYAMA Hugo	BRA	4	8	12	5	8	11	11	11
HINSE Pierre-Luc	CAN	3	11	10	11	11	9	8	5
Duration			1min	1min	0min	1min	1min	1min	1min

Match No.: MS27 Table: 1

Umpires: MUFA  A Silvio (CUB)

Legend:**MS** Men's Singles

**Riocentro - Pavilion 4B**Riocentro Pabellón 4B
Riocentro Pavilhão 4B25 JUL 2007
11:30**TABLE TENNIS**

TENIS DE MESA / TÊNIS DE MESA

Men's Singles

Hombres Individual / Masculino Individual

1st Round

1ª Ronda / 1ª Rodada

Match Results

Resultados del partido / Resultados da partida

HINSE Pierre-Luc (CAN) 4-0 RIVERA Elvin (PUR)

Game Summary		Match	Game 1	Game 2	Game 3	Game 4	Game 5	Game 6	Game 7
HINSE Pierre-Luc	CAN	4	11	11	11	11			
RIVERA Elvin	PUR	0	8	3	5	8			
Duration			1min	1min	1min	1min			

Match No.: MS8 Table: 8

Umpires: BONFIM Ediomar (BRA)

Legend:**MS** Men's Singles



Match Results

Resultados del partido / Resultados da partida

HOYAMA Hugo (BRA) 4-1 XIAO Han (USA)

Game Summary		Match	Game 1	Game 2	Game 3	Game 4	Game 5	Game 6	Game 7
HOYAMA Hugo	BRA	4	11	8	11	11	11		
XIAO Han	USA	1	5	11	8	6	9		
Duration			0min	0min	0min	0min	0min		

Match No.: MS7 Table: 9

Umpires: MUFAÑA Silvio (CUB)

Legend:
MS Men's Singles

**Riocentro - Pavilion 4B**Riocentro Pabellón 4B
Riocentro Pavilhão 4B26 JUL 2007
10:45**TABLE TENNIS**

TENIS DE MESA / TÊNIS DE MESA

Men's Singles

Hombres Individual / Masculino Individual

1st Round

1ª Ronda / 1ª Rodada

Match Results

Resultados del partido / Resultados da partida

SHEN Qiang (CAN) 4-0 FARLEY Trevor (BAR)

Game Summary		Match	Game 1	Game 2	Game 3	Game 4	Game 5	Game 6	Game 7
SHEN Qiang	CAN	4	11	11	11	11			
FARLEY Trevor	BAR	0	5	5	7	2			
Duration		14min	0min	0min	0min	0min			

Match No.: MS46 Table: 4

Umpires: da SILVA Miraclea (BRA)

Legend:**MS** Men's Singles



Match Results

Resultados del partido / Resultados da partida

MONTEIRO Thiago (BRA) 4-0 GRACIA Carlos (PUR)

Game Summary		Match	Game 1	Game 2	Game 3	Game 4	Game 5	Game 6	Game 7
MONTEIRO Thiago	BRA	4	11	11	11	11			
GRACIA Carlos	PUR	0	7	5	7	2			
Duration		1h 56min	1min	0min	1min	0min			

Match No.: MS45 Table: 2

Umpires: MUFAÑA Silvio (CUB)

Legend:
MS Men's Singles

**Riocentro - Pavilion 4B**Riocentro Pabellón 4B
Riocentro Pavilhão 4B25 JUL 2007
14:30**TABLE TENNIS**

TENIS DE MESA / TÊNIS DE MESA

Men's Singles

Hombres Individual / Masculino Individual

1st Round

1ª Ronda / 1ª Rodada

Match Results

Resultados del partido / Resultados da partida

GRACIA Carlos (PUR) 4-2 FARLEY Trevor (BAR)

Game Summary		Match	Game 1	Game 2	Game 3	Game 4	Game 5	Game 6	Game 7
GRACIA Carlos	PUR	4	4	12	11	5	13	11	
FARLEY Trevor	BAR	2	11	10	8	11	11	7	
Duration			0min	0min	0min	0min	1min	0min	

Match No.: MS26 Table: 8

Umpires: SCHINDLER Jovino (BRA)

Legend:**MS** Men's Singles

**Riocentro - Pavilion 4B**Riocentro Pabellón 4B
Riocentro Pavilhão 4B25 JUL 2007
14:30**TABLE TENNIS**

TENIS DE MESA / T  NIS DE MESA

Men's Singles

Hombres Individual / Masculino Individual

1st Round

1  Ronda / 1  Rodada

Match Results

Resultados del partido / Resultados da partida

MONTEIRO Thiago (BRA) 4-0 SHEN Qiang (CAN)

Game Summary		Match	Game 1	Game 2	Game 3	Game 4	Game 5	Game 6	Game 7
MONTEIRO Thiago	BRA	4	11	12	11	11			
SHEN Qiang	CAN	0	6	10	1	9			
Duration			0min	1min	0min	1min			

Match No.: MS25 Table: 7

Umpires: CAPPELLARI Alfeo (BRA)

Legend:**MS** Men's Singles



Match Results

Resultados del partido / Resultados da partida

SHEN Qiang (CAN) 4-1 GRACIA Carlos (PUR)

Game Summary		Match	Game 1	Game 2	Game 3	Game 4	Game 5	Game 6	Game 7
SHEN Qiang	CAN	4	11	11	10	11	11		
GRACIA Carlos	PUR	1	2	6	12	8	4		
Duration			1min	1min	1min	1min	0min		

Match No.: MS6 Table: 6

Umpires: ULUMAR Jorge (BRA)

Legend:
MS Men's Singles



Match Results

Resultados del partido / Resultados da partida

MONTEIRO Thiago (BRA) 4-1 FARLEY Trevor (BAR)

Game Summary		Match	Game 1	Game 2	Game 3	Game 4	Game 5	Game 6	Game 7
MONTEIRO Thiago	BRA	4	11	10	11	11	11		
FARLEY Trevor	BAR	1	7	12	5	7	7		
Duration			1min	1min	1min	1min	1min		

Match No.: MS5 Table: 5

Umpires: ABRAO Isac (BRA)

Legend:
MS Men's Singles

**Riocentro - Pavilion 4B**Riocentro Pabellón 4B
Riocentro Pavilhão 4B26 JUL 2007
10:00**TABLE TENNIS**

TENIS DE MESA / TÊNIS DE MESA

Men's Singles

Hombres Individual / Masculino Individual

1st Round

1ª Ronda / 1ª Rodada

Match Results

Resultados del partido / Resultados da partida

MUÑOZ Guillermo (MEX) 4-0 PINO Jonathan (VEN)

Game Summary		Match	Game 1	Game 2	Game 3	Game 4	Game 5	Game 6	Game 7
MUÑOZ Guillermo	MEX	4	11	11	12	11			
PINO Jonathan	VEN	0	9	9	10	8			
Duration		23min	1min	1min	1min	1min			

Match No.: MS44 Table: 8

Umpires: FERRER Maria (BRA)

Legend:**MS** Men's Singles

**Riocentro - Pavilion 4B**Riocentro Pabellón 4B
Riocentro Pavilhão 4B26 JUL 2007
10:00**TABLE TENNIS**

TENIS DE MESA / TÊNIS DE MESA

Men's Singles

Hombres Individual / Masculino Individual

1st Round

1ª Ronda / 1ª Rodada

Match Results

Resultados del partido / Resultados da partida

LIU Song (ARG) 4-0 MIERES Juan (PAR)

Game Summary		Match	Game 1	Game 2	Game 3	Game 4	Game 5	Game 6	Game 7
LIU Song	ARG	4	11	11	11	11			
MIERES Juan	PAR	0	4	1	6	6			
Duration		14min	0min	0min	1min	1min			

Match No.: MS43 Table: 7

Umpires: DEMÁRIO Leonor (BRA)

Legend:**MS** Men's Singles

**Riocentro - Pavilion 4B**Riocentro Pabellón 4B
Riocentro Pavilhão 4B25 JUL 2007
14:30**TABLE TENNIS**

TENIS DE MESA / TÊNIS DE MESA

Men's Singles

Hombres Individual / Masculino Individual

1st Round

1ª Ronda / 1ª Rodada

Match Results

Resultados del partido / Resultados da partida

MUÑOZ Guillermo (MEX) 4-0 MIERES Juan (PAR)

Game Summary		Match	Game 1	Game 2	Game 3	Game 4	Game 5	Game 6	Game 7
MUÑOZ Guillermo	MEX	4	11	11	11	11			
MIERES Juan	PAR	0	7	6	5	2			
Duration			0min	1min	0min	0min			

Match No.: MS24 Table: 6

Umpires: BONFIM Ediomar (BRA)

Legend:**MS** Men's Singles

**Riocentro - Pavilion 4B**Riocentro Pabellón 4B
Riocentro Pavilhão 4B25 JUL 2007
14:30**TABLE TENNIS**

TENIS DE MESA / TÊNIS DE MESA

Men's Singles

Hombres Individual / Masculino Individual

1st Round

1ª Ronda / 1ª Rodada

Match Results

Resultados del partido / Resultados da partida

LIU Song (ARG) 4-0 PINO Jonathan (VEN)

Game Summary		Match	Game 1	Game 2	Game 3	Game 4	Game 5	Game 6	Game 7
LIU Song	ARG	4	11	11	11	11			
PINO Jonathan	VEN	0	4	6	8	2			
Duration		16min	0min	1min	1min	0min			

Match No.: MS23 Table: 5

Umpires: BORGES Fernando (BRA)

Legend:**MS** Men's Singles

**Riocentro - Pavilion 4B**Riocentro Pabellón 4B
Riocentro Pavilhão 4B25 JUL 2007
11:30**TABLE TENNIS**

TENIS DE MESA / TÊNIS DE MESA

Men's Singles

Hombres Individual / Masculino Individual

1st Round

1ª Ronda / 1ª Rodada

Match Results

Resultados del partido / Resultados da partida

PINO Jonathan (VEN) 4-0 MIERES Juan (PAR)

Game Summary		Match	Game 1	Game 2	Game 3	Game 4	Game 5	Game 6	Game 7
PINO Jonathan	VEN	4	11	11	12	11			
MIERES Juan	PAR	0	4	8	10	9			
Duration		16min	0min	1min	1min	1min			

Match No.: MS4 Table: 4

Umpires: SOEIRO Ronald (BRA)

Legend:**MS** Men's Singles

**Riocentro - Pavilion 4B**Riocentro Pabellón 4B
Riocentro Pavilhão 4B25 JUL 2007
11:30**TABLE TENNIS**

TENIS DE MESA / TÊNIS DE MESA

Men's Singles

Hombres Individual / Masculino Individual

1st Round

1ª Ronda / 1ª Rodada

Match Results

Resultados del partido / Resultados da partida

LIU Song (ARG) 4-0 MUÑOZ Guillermo (MEX)

Game Summary		Match	Game 1	Game 2	Game 3	Game 4	Game 5	Game 6	Game 7
LIU Song	ARG	4	11	14	11	11			
MUÑOZ Guillermo	MEX	0	4	12	5	2			
Duration		20min	0min	1min	0min	0min			

Match No.: MS3 Table: 3

Umpires: SCHINDLER Maximiano (BRA)

Legend:**MS** Men's Singles



Match Results

Resultados del partido / Resultados da partida

PEREIRA Andy (CUB) 4-0 MUJICA Henry (VEN)

Game Summary		Match	Game 1	Game 2	Game 3	Game 4	Game 5	Game 6	Game 7
PEREIRA Andy	CUB	4	13	11	11	11			
MUJICA Henry	VEN	0	11	8	9	9			
Duration		25min	1min	1min	2min	1min			

Match No.: MS42 Table: 3

Umpires: LEVISMAN Gabriel (ARG)

Legend:
 MS Men's Singles

**Riocentro - Pavilion 4B**Riocentro Pabellón 4B
Riocentro Pavilhão 4B25 JUL 2007
14:30**TABLE TENNIS**

TENIS DE MESA / TÊNIS DE MESA

Men's Singles

Hombres Individual / Masculino Individual

1st Round

1ª Ronda / 1ª Rodada

Match Results

Resultados del partido / Resultados da partida

MUJICA Henry (VEN) 4-0 GAVILAN Axel (PAR)

Game Summary		Match	Game 1	Game 2	Game 3	Game 4	Game 5	Game 6	Game 7
MUJICA Henry	VEN	4	11	11	11	11			
GAVILAN Axel	PAR	0	2	7	5	9			
Duration		18min	0min	1min	1min	1min			

Match No.: MS22 Table: 10

Umpires: SCHINDLER Maximiano (BRA)

Legend:**MS** Men's Singles

**Riocentro - Pavilion 4B**Riocentro Pabellón 4B
Riocentro Pavilhão 4B25 JUL 2007
14:30**TABLE TENNIS**

TENIS DE MESA / TÊNIS DE MESA

Men's Singles

Hombres Individual / Masculino Individual

1st Round

1ª Ronda / 1ª Rodada

Match Results

Resultados del partido / Resultados da partida

LIN Ju (DOM) 4-0 PEREIRA Andy (CUB)

Game Summary		Match	Game 1	Game 2	Game 3	Game 4	Game 5	Game 6	Game 7
LIN Ju	DOM	4	11	11	11	11			
PEREIRA Andy	CUB	0	7	5	9	3			
Duration			1min	1min	1min	0min			

Match No.: MS21 Table: 9

Umpires: BAUR Helton (BRA)

Legend:**MS** Men's Singles

**Riocentro - Pavilion 4B**RioCentro Pabellón 4B
RioCentro Pavilhão 4B25 JUL 2007
11:30**TABLE TENNIS**

TENIS DE MESA / TÊNIS DE MESA

Men's Singles

Hombres Individual / Masculino Individual

1st Round

1ª Ronda / 1ª Rodada

Match Results

Resultados del partido / Resultados da partida

PEREIRA Andy (CUB) 4-0 GAVILAN Axel (PAR)

Game Summary		Match	Game 1	Game 2	Game 3	Game 4	Game 5	Game 6	Game 7
PEREIRA Andy	CUB	4	11	11	12	11			
GAVILAN Axel	PAR	0	6	4	10	2			
Duration			0min	0min	1min	0min			

Match No.: MS2 Table: 2

Umpires: GOMES Jaime (BRA)

Legend:**MS** Men's Singles



Match Results

Resultados del partido / Resultados da partida

LIN Ju (DOM) 4-0 MUJICA Henry (VEN)

Game Summary		Match	Game 1	Game 2	Game 3	Game 4	Game 5	Game 6	Game 7
LIN Ju	DOM	4	11	11	11	11			
MUJICA Henry	VEN	0	8	8	5	9			
Duration			1min	1min	1min	1min			

Match No.: MS1 Table: 1

Umpires: SALVETTI Amarildo (BRA)

Legend:
MS Men's Singles



Match Results

Resultados del partido / Resultados da partida

GONGORA Dimeys (CUB) 4-2 NAVAS Marco (VEN)

Game Summary		Match	Game 1	Game 2	Game 3	Game 4	Game 5	Game 6	Game 7
GONGORA Dimeys	CUB	4	9	11	11	6	11	11	
NAVAS Marco	VEN	2	11	5	4	11	5	7	
Duration		27min	1min	1min	0min	0min	0min	1min	

Match No.: MS60 Table: 10

Umpires: SALVETTI Amarildo (BRA)

Legend:
MS Men's Singles

Table of Pools: Results

Tabla de Grupos: Resultados / Tabela de Grupos: Resultados

Group A

Rank	Name	NOC	DOM	CUB	VEN	PAR	Mat. Play	Points	Mat. Won	Mat. Lost	Games For.	Games Agst.	Points For.	Points Agst.
1	LIN Ju	DOM		4-0	4-0	4-0	3	6	3	0	12	0	132	70
2	PEREIRA Andy	CUB	0-4		4-0	4-0	3	5	2	1	8	4	115	103
3	MUJICA Henry	VEN	0-4	0-4		4-0	3	4	1	2	4	8	111	113
4	GAVILAN Axel	PAR	0-4	0-4	0-4		3	3	0	3	0	12	61	133

Group B

Rank	Name	NOC	ARG	MEX	VEN	PAR	Mat. Play	Points	Mat. Won	Mat. Lost	Games For.	Games Agst.	Points For.	Points Agst.
1	LIU Song	ARG		4-0	4-0	4-0	3	6	3	0	12	0	135	60
2	MUÑOZ Guillermo	MEX	0-4		4-0	4-0	3	5	2	1	8	4	112	103
3	PINO Jonathan	VEN	0-4	0-4		4-0	3	4	1	2	4	8	101	120
4	MIERES Juan	PAR	0-4	0-4	0-4		3	3	0	3	0	12	68	133

Group C

Rank	Name	NOC	BRA	CAN	PUR	BAR	Mat. Play	Points	Mat. Won	Mat. Lost	Games For.	Games Agst.	Points For.	Points Agst.
1	MONTEIRO Thiago	BRA		4-0	4-0	4-1	3	6	3	0	12	1	143	85
2	SHEN Qiang	CAN	0-4		4-1	4-0	3	5	2	1	8	5	124	96
3	GRACIA Carlos	PUR	0-4	1-4		4-2	3	4	1	2	5	10	109	156
4	FARLEY Trevor	BAR	1-4	0-4	2-4		3	3	0	3	3	12	115	154

Group D

Rank	Name	NOC	BRA	CAN	USA	PUR	Mat. Play	Points	Mat. Won	Mat. Lost	Games For.	Games Agst.	Points For.	Points Agst.
1	HOYAMA Hugo	BRA		4-3	4-1	4-0	3	6	3	0	12	4	162	129
2	HINSE Pierre-Luc	CAN	3-4		4-1	4-0	3	5	2	1	11	5	166	135
3	XIAO Han	USA	1-4	1-4		4-0	3	4	1	2	6	8	128	132
4	RIVERA Elvin	PUR	0-4	0-4	0-4		3	3	0	3	0	12	72	132

Group E

Rank	Name	NOC	BRA	CUB	GUA	MEX	Mat. Play	Points	Mat. Won	Mat. Lost	Games For.	Games Agst.	Points For.	Points Agst.
1	TSUBOI Gustavo	BRA		4-0	4-1	4-0	3	6	3	0	12	1	145	101
2	OXAMENDY Pavel	CUB	0-4		4-0	4-0	3	5	2	1	8	4	125	97
3	FLORES Omar	GUA	1-4	0-4		4-1	3	4	1	2	5	9	107	142
4	MENDEZ Rafael	MEX	0-4	0-4	1-4		3	3	0	3	1	12	104	141

Group F

Rank	Name	NOC	CAN	MEX	CHI	GUA	Mat. Play	Points	Mat. Won	Mat. Lost	Games For.	Games Agst.	Points For.	Points Agst.
1	PETER-PAUL Pradeeban	CAN		4-0	4-1	4-0	3	6	3	0	12	1	143	90
2	MADRID Marcos	MEX	0-4		4-1	4-0	3	5	2	1	8	5	133	119
3	LEVIS Bruno	CHI	1-4	1-4		4-0	3	4	1	2	6	8	124	139
4	GATICA Hector	GUA	0-4	0-4	0-4		3	3	0	3	0	12	80	132

Table of Pools: Results

Tabla de Grupos: Resultados / Tabela de Grupos: Resultados

Group G

Rank	Name	NOC	USA	CHI	PER	PAR	Mat. Play	Points	Mat. Won	Mat. Lost	Games For.	Games Agst.	Points For.	Points Agst.
1	OWENS Eric	USA		4-2	4-0	4-1	3	6	3	0	12	3	155	112
2	PAPIC Juan	CHI	2-4		4-3	4-1	3	5	2	1	10	8	169	161
3	ACOSTA Juan	PER	0-4	3-4		4-3	3	4	1	2	7	11	171	181
4	AGUIRRE Marcelo	PAR	1-4	1-4	3-4		3	3	0	3	5	12	135	176

Group H

Rank	Name	NOC	TRI	ARG	CHI	DOM	Mat. Play	Points	Mat. Won	Mat. Lost	Games For.	Games Agst.	Points For.	Points Agst.
1	ST. LOUIS Dexter	TRI		4-0	4-1	4-0	3	6	3	0	12	1	145	101
2	ALTO Gaston	ARG	0-4		4-1	4-0	3	5	2	1	8	5	133	123
3	SALAMANCA Juan	CHI	1-4	1-4		4-0	3	4	1	2	6	8	138	137
4	SANTOS Emil	DOM	0-4	0-4	0-4		3	3	0	3	0	12	80	135

Group I

Rank	Name	NOC	ARG	USA	ECU	PUR	Mat. Play	Points	Mat. Won	Mat. Lost	Games For.	Games Agst.	Points For.	Points Agst.
1	TABACHNIK Pablo	ARG		4-3	4-0	4-2	3	6	3	0	12	5	169	152
2	HAZINSKI Mark	USA	3-4		4-0	4-0	3	5	2	1	11	4	157	114
3	COELLO Geovanny	ECU	0-4	0-4		4-3	3	4	1	2	4	11	130	160
4	BERRIOS Hector	PUR	2-4	0-4	3-4		3	3	0	3	5	12	151	181

Group J

Rank	Name	NOC	CUB	GUA	DOM	VEN	Mat. Play	Points	Mat. Won	Mat. Lost	Games For.	Games Agst.	Points For.	Points Agst.
1	GONGORA Dimeys	CUB		4-2	4-1	4-2	3	6	3	0	12	5	171	140
2	RAMIREZ Jose Miguel	GUA	2-4		4-1	4-0	3	5	2	1	10	5	154	121
3	VILA Juan	DOM	1-4	1-4		4-2	3	4	1	2	6	10	138	161
4	NAVAS Marco	VEN	2-4	0-4	2-4		3	3	0	3	4	12	127	168

**Riocentro - Pavilion 4B**Riocentro Pabellón 4B
Riocentro Pavilhão 4B26 JUL 2007
12:45**TABLE TENNIS**

TENIS DE MESA / TÊNIS DE MESA

Men's Singles

Hombres Individual / Masculino Individual

2nd Round

2ª Ronda / 2ª Rodada

Match Results

Resultados del partido / Resultados da partida

HAZINSKI Mark (USA) 4-2 SHEN Qiang (CAN)

Game Summary		Match	Game 1	Game 2	Game 3	Game 4	Game 5	Game 6	Game 7
HAZINSKI Mark	USA	4	7	11	11	12	4	11	
SHEN Qiang	CAN	2	11	9	8	10	11	7	
Duration		31min	0min	1min	1min	1min	0min	1min	

Match No.: MS64 Table: 8

Umpires: CAPPELLARI Alfeo (BRA) LASARO Ivam (BRA)

Legend:**MS** Men's Singles



Match Results

Resultados del partido / Resultados da partida

OXAMENDY Pavel (CUB) 4-0 ALTO Gaston (ARG)

Game Summary		Match	Game 1	Game 2	Game 3	Game 4	Game 5	Game 6	Game 7
OXAMENDY Pavel	CUB	4	11	11	11	11			
ALTO Gaston	ARG	0	8	8	9	7			
Duration		25min	1min	1min	1min	1min			

Match No.: MS63 Table: 7

Umpires: BAUR Helton (BRA)

SALVETTI Amarildo (BRA)

Legend:
 MS Men's Singles



Match Results

Resultados del partido / Resultados da partida

PAPIC Juan (CHI) 4-1 MUÑOZ Guillermo (MEX)

Game Summary		Match	Game 1	Game 2	Game 3	Game 4	Game 5	Game 6	Game 7
PAPIC Juan	CHI	4	11	3	11	11	11		
MUÑOZ Guillermo	MEX	1	8	11	9	6	9		
Duration		30min	1min	0min	1min	1min	1min		

Match No.: MS62 Table: 6

Umpires: ULUMAR Jorge (BRA) SOEIRO Ronald (BRA)

Legend:
 MS Men's Singles



Match Results

Resultados del partido / Resultados da partida

HINSE Pierre-Luc (CAN) 4-1 MADRID Marcos (MEX)

Game Summary		Match	Game 1	Game 2	Game 3	Game 4	Game 5	Game 6	Game 7
HINSE Pierre-Luc	CAN	4	11	8	13	11	11		
MADRID Marcos	MEX	1	9	11	11	7	6		
Duration		29min	1min	1min	1min	1min	1min		

Match No.: MS61 Table: 5

Umpires: DEMÁRIO Leonor (BRA) MIRANDA Edgar (CRC)

Legend:
 MS Men's Singles

**Riocentro - Pavilion 4B**Riocentro Pabellón 4B
Riocentro Pavilhão 4B26 JUL 2007
14:15**TABLE TENNIS**

TENIS DE MESA / TÊNIS DE MESA

Men's Singles

Hombres Individual / Masculino Individual

3rd Round

3ª Ronda / 3ª Rodada

Match Results

Resultados del partido / Resultados da partida

LIU Song (ARG) 4-1 HAZINSKI Mark (USA)

Game Summary		Match	Game 1	Game 2	Game 3	Game 4	Game 5	Game 6	Game 7
LIU Song	ARG	4	15	11	11	7	11		
HAZINSKI Mark	USA	1	13	9	9	11	5		
Duration		29min	1min	1min	1min	1min	1min		

Match No.: MS72 Table: 8

Umpires: CAPPELLARI Alfeo (BRA) LASARO Ivam (BRA)

Legend:**MS** Men's Singles

**Riocentro - Pavilion 4B**Riocentro Pabellón 4B
Riocentro Pavilhão 4B26 JUL 2007
14:15**TABLE TENNIS**

TENIS DE MESA / TÊNIS DE MESA

Men's Singles

Hombres Individual / Masculino Individual

3rd Round

3ª Ronda / 3ª Rodada

Match Results

Resultados del partido / Resultados da partida

OWENS Eric (USA) 4-3 PEREIRA Andy (CUB)

Game Summary		Match	Game 1	Game 2	Game 3	Game 4	Game 5	Game 6	Game 7
OWENS Eric	USA	4	11	11	5	11	7	5	11
PEREIRA Andy	CUB	3	7	7	11	6	11	11	8
Duration		38min	1min	1min	0min	1min	1min	0min	1min

Match No.: MS71 Table: 6

Umpires: BAUR Helton (BRA)

SALVETTI Amarildo (BRA)

Legend:**MS** Men's Singles



Match Results

Resultados del partido / Resultados da partida

GONGORA Dimeys (CUB) 4-2 PETER-PAUL Pradeeban (CAN)

Game Summary		Match	Game 1	Game 2	Game 3	Game 4	Game 5	Game 6	Game 7
GONGORA Dimeys	CUB	4	11	11	6	11	9	13	
PETER-PAUL Pradeeban	CAN	2	7	9	11	7	11	11	
Duration		40min	1min	1min	1min	1min	1min	1min	

Match No.: MS70 Table: 4

Umpires: ULUMAR Jorge (BRA) SOEIRO Ronald (BRA)

Legend:
 MS Men's Singles



Match Results

Resultados del partido / Resultados da partida

HOYAMA Hugo (BRA) 4-2 OXAMENDY Pavel (CUB)

Game Summary		Match	Game 1	Game 2	Game 3	Game 4	Game 5	Game 6	Game 7
HOYAMA Hugo	BRA	4	11	12	11	12	4	11	
OXAMENDY Pavel	CUB	2	9	10	7	14	11	4	
Duration		37min	1min	1min	1min	1min	0min	0min	

Match No.: MS69 Table: 5

Umpires: LEVISMÁN Gabriel (ARG) MIRANDA Edgar (CRC)

Legend:
 MS Men's Singles

**Riocentro - Pavilion 4B**Riocentro Pabellón 4B
Riocentro Pavilhão 4B26 JUL 2007
14:15**TABLE TENNIS**

TENIS DE MESA / TÊNIS DE MESA

Men's Singles

Hombres Individual / Masculino Individual

3rd Round

3ª Ronda / 3ª Rodada

Match Results

Resultados del partido / Resultados da partida

MONTEIRO Thiago (BRA) 4-1 PAPIC Juan (CHI)

Game Summary		Match	Game 1	Game 2	Game 3	Game 4	Game 5	Game 6	Game 7
MONTEIRO Thiago	BRA	4	11	13	11	11	11		
PAPIC Juan	CHI	1	5	15	6	9	7		
Duration		29min	0min	1min	1min	1min	1min		

Match No.: MS68 Table: 3

Umpires: KEUNG Joseph (USA) MUFAÑA Silvio (CUB)

Legend:
MS Men's Singles

**Riocentro - Pavilion 4B**Riocentro Pabellón 4B
Riocentro Pavilhão 4B26 JUL 2007
14:15**TABLE TENNIS**

TENIS DE MESA / TÊNIS DE MESA

Men's Singles

Hombres Individual / Masculino Individual

3rd Round

3ª Ronda / 3ª Rodada

Match Results

Resultados del partido / Resultados da partida

TABACHNIK Pablo (ARG) 4-3 ST. LOUIS Dexter (TRI)

Game Summary		Match	Game 1	Game 2	Game 3	Game 4	Game 5	Game 6	Game 7
TABACHNIK Pablo	ARG	4	3	11	11	9	8	11	11
ST. LOUIS Dexter	TRI	3	11	9	1	11	11	2	7
Duration		35min	0min	1min	0min	1min	1min	0min	0min

Match No.: MS67 Table: 2

Umpires: GOMES Jaime (BRA) BORGES Fernando (BRA)

Legend:**MS** Men's Singles

**Riocentro - Pavilion 4B**Riocentro Pabellón 4B
Riocentro Pavilhão 4B26 JUL 2007
14:15**TABLE TENNIS**

TENIS DE MESA / TÊNIS DE MESA

Men's Singles

Hombres Individual / Masculino Individual

3rd Round

3ª Ronda / 3ª Rodada

Match Results

Resultados del partido / Resultados da partida

TSUBOI Gustavo (BRA) 4-0 RAMIREZ Jose Miguel (GUA)

Game Summary		Match	Game 1	Game 2	Game 3	Game 4	Game 5	Game 6	Game 7
TSUBOI Gustavo	BRA	4	11	11	11	11			
RAMIREZ Jose Miguel	GUA	0	9	4	5	7			
Duration		27min	1min	0min	1min	1min			

Match No.: MS66 Table: 7

Umpires: FERRER Maria (BRA) NISSEN Rubens (BRA)

Legend:**MS** Men's Singles

**Riocentro - Pavilion 4B**Riocentro Pabellón 4B
Riocentro Pavilhão 4B26 JUL 2007
14:15**TABLE TENNIS**

TENIS DE MESA / TÊNIS DE MESA

Men's Singles

Hombres Individual / Masculino Individual

3rd Round

3ª Ronda / 3ª Rodada

Match Results

Resultados del partido / Resultados da partida

LIN Ju (DOM) 4-2 HINSE Pierre-Luc (CAN)

Game Summary		Match	Game 1	Game 2	Game 3	Game 4	Game 5	Game 6	Game 7
LIN Ju	DOM	4	11	9	11	11	9	11	
HINSE Pierre-Luc	CAN	2	8	11	3	9	11	5	
Duration		32min	1min	1min	0min	1min	1min	1min	

Match No.: MS65 Table: 1

Umpires: da SILVA Mariclea (BRA) SCHINDLER Jovino (BRA)

Legend:**MS** Men's Singles

**Riocentro - Pavilion 4B**Riocentro Pabellón 4B
Riocentro Pavilhão 4B27 JUL 2007
13:45**TABLE TENNIS**

TENIS DE MESA / TÊNIS DE MESA

Men's Singles

Hombres Individual / Masculino Individual

Quarterfinals

Cuartos de finales / Quartas de final

Match Results

Resultados del partido / Resultados da partida

LIU Song (ARG) 4-1 OWENS Eric (USA)

Game Summary		Match	Game 1	Game 2	Game 3	Game 4	Game 5	Game 6	Game 7
LIU Song	ARG	4	14	11	11	11	11		
OWENS Eric	USA	1	16	1	3	5	6		
Duration		30min	1min	0min	0min	0min	1min		

Match No.: MS76 Table: 1

Umpires: DEMÁRIO Leonor (BRA) da SILVA Mariclea (BRA)

Legend:**MS** Men's Singles



Match Results

Resultados del partido / Resultados da partida

HOYAMA Hugo (BRA) 4-3 GONGORA Dimeys (CUB)

Game Summary		Match	Game 1	Game 2	Game 3	Game 4	Game 5	Game 6	Game 7
HOYAMA Hugo	BRA	4	11	8	11	8	11	10	11
GONGORA Dimeys	CUB	3	4	11	9	11	2	12	6
Duration		37min	0min	1min	1min	1min	0min	1min	0min

Match No.: MS75 Table: 1

Umpires: LEVISMAN Gabriel (ARG) MIRANDA Edgar (CRC)

Legend:
MS Men's Singles



Match Results

Resultados del partido / Resultados da partida

MONTEIRO Thiago (BRA) 4-0 TABACHNIK Pablo (ARG)

Game Summary		Match	Game 1	Game 2	Game 3	Game 4	Game 5	Game 6	Game 7
MONTEIRO Thiago	BRA	4	11	11	11	11			
TABACHNIK Pablo	ARG	0	8	6	6	4			
Duration		20min	1min	1min	1min	0min			

Match No.: MS74 Table: 1

Umpires: KEUNG Joseph (USA) COYADAN Guillermo (CHI)

Legend:

MS Men's Singles

Match Results

Resultados del partido / Resultados da partida

LIN Ju (DOM) 4-1 TSUBOI Gustavo (BRA)

Game Summary		Match	Game 1	Game 2	Game 3	Game 4	Game 5	Game 6	Game 7
LIN Ju	DOM	4	9	11	11	11	11		
TSUBOI Gustavo	BRA	1	11	7	9	6	4		
Duration		34min	2min	1min	1min	1min	1min		

Match No.: MS73 Table: 1

Umpires: MUFAÑA Silvio (CUB) MIRANDA Edgar (CRC)

Legend:
MS Men's Singles

**Riocentro - Pavilion 4B**Riocentro Pabellón 4B
Riocentro Pavilhão 4B28 JUL 2007
11:00**TABLE TENNIS**

TENIS DE MESA / TÊNIS DE MESA

Men's Singles

Hombres Individual / Masculino Individual

Semifinal

Semifinal / Semifinal

Match Results

Resultados del partido / Resultados da partida

LIU Song (ARG) 4-2 HOYAMA Hugo (BRA)

Game Summary		Match	Game 1	Game 2	Game 3	Game 4	Game 5	Game 6	Game 7
LIU Song	ARG	4	11	11	7	11	6	11	
HOYAMA Hugo	BRA	2	4	7	11	5	11	7	
Duration		34min	1min	1min	1min	0min	1min	1min	

Match No.: MS78 Table: 1

Umpires: KEUNG Joseph (USA)

COYADAN Guillermo (CHI)

Legend:**MS** Men's Singles



Match Results

Resultados del partido / Resultados da partida

LIN Ju (DOM) 4-3 MONTEIRO Thiago (BRA)

Game Summary		Match	Game 1	Game 2	Game 3	Game 4	Game 5	Game 6	Game 7
LIN Ju	DOM	4	11	9	12	9	6	11	11
MONTEIRO Thiago	BRA	3	4	11	10	11	11	9	9
Duration		49min	0min	1min	1min	1min	1min	1min	1min

Match No.: MS77 Table: 1

Umpires: MIRANDA Edgar (CRC) LEVISMAN Gabriel (ARG)

Legend:
 MS Men's Singles

**Riocentro - Pavilion 4B**Riocentro Pabellón 4B
Riocentro Pavilhão 4B28 JUL 2007
12:15**TABLE TENNIS**

TENIS DE MESA / TÊNIS DE MESA

Men's Singles

Hombres Individual / Masculino Individual

Final

Final / Final

Match Results

Resultados del partido / Resultados da partida

LIN Ju (DOM) 4-3 LIU Song (ARG)

Game Summary		Match	Game 1	Game 2	Game 3	Game 4	Game 5	Game 6	Game 7
LIN Ju	DOM	4	11	8	11	8	6	11	11
LIU Song	ARG	3	9	11	8	11	11	9	6
Duration		45min	1min	1min	1min	1min	1min	1min	1min

Match No.: MS79 Table: 1

Umpires: GOMES Jaime (BRA) BORGES Fernando (BRA)

Legend:**MS** Men's Singles

Results

Resultados / Resultados

2nd Round	NOC Code	3rd Round	Quarterfinal	Semifinal	Final
MADRID Marcos	MEX	LIN Ju DOM HINSE PL	LIN Ju 4-2(11:8 9:11 11:3 11:9 9:11 11:5)	LIN Ju 4-1(9:11 11:7 11:9 11:6 11:4)	LIN Ju 4-3(11:4 9:11 12:10 9:11 6:11 11:9 11:9)
HINSE Pierre-Luc	CAN	RAMIREZ JM GUA TSUBOI G	TSUBOI G 4-0(11:9 11:4 11:5 11:7)	MONTEIRO T 4-0(11:8 11:6 11:6 11:4)	LIN Ju 4-3(11:9 8:11 11:8 8:11 6:11 11:9 11:6)
MUÑOZ Guillermo	MEX	ST. LOUIS D TRI TABACHNIK P	TABACHNIK P 4-3(3:11 11:9 11:1 9:11 8:11 11:2 11:7)	MONTEIRO T 4-1(11:5 13:15 11:6 11:9 11:7)	LIN Ju 4-3(11:9 8:11 11:8 8:11 6:11 11:9 11:6)
PAPIC Juan	CHI	PAPIC J MONTEIRO T	MONTEIRO T 4-1(11:5 13:15 11:6 11:9 11:7)	HOYAMA H 4-3(11:4 8:11 11:9 8:11 11:2 10:12 11:6)	LIN Ju 4-3(11:9 8:11 11:8 8:11 6:11 11:9 11:6)
OXAMENDY Pavel	CUB	HOYAMA H BRA OXAMENDY P	HOYAMA H 4-2(11:9 12:10 11:7 12:14 4:11 11:4)	LIU S 4-2(11:4 11:7 7:11 11:5 6:11 11:7)	LIN Ju 4-3(11:9 8:11 11:8 8:11 6:11 11:9 11:6)
ALTO Gaston	ARG	GONGORA D CUB PETER-PAUL P	GONGORA D 4-2(11:7 11:9 6:11 11:7 9:11 13:11)	LIU S 4-2(11:4 11:7 7:11 11:5 6:11 11:7)	LIN Ju 4-3(11:9 8:11 11:8 8:11 6:11 11:9 11:6)
SHEN Qiang	CAN	OWENS E USA PEREIRA A	OWENS E 4-3(11:7 11:7 5:11 11:6 7:11 5:11 11:8)	LIU S 4-1(14:16 11:1 11:3 11:5 11:6)	LIN Ju 4-3(11:9 8:11 11:8 8:11 6:11 11:9 11:6)
HAZINSKI Mark	USA	HAZINSKI M LIU S	LIU S 4-1(15:13 11:9 11:9 7:11 11:5)		LIN Ju 4-3(11:9 8:11 11:8 8:11 6:11 11:9 11:6)

GOLD

SILVER

Entry List by Event

Lista de Inscripciones por Evento / Lista de Inscrições por Evento

As of 22 JUL 2007

NOC	Name	Date of Birth
BRA - Brazil	NONAKA Mariany	22 APR 1988
	SAKO Karin	25 JAN 1988
	SILVA Ligia	03 JUN 1981
CAN - Canada	LONG Judy	15 JAN 1969
	XU Chris	04 FEB 1969
	ZHANG Mo	17 JAN 1989
CHI - Chile	RODRIGUEZ Berta	24 JUN 1971
	VEGA Paulina	13 MAR 1984
	YAÑEZ Melita	20 SEP 1980
COL - Colombia	ARAQUE Johana	17 AUG 1982
	MEDINA Paula	12 APR 1989
	ZULUAGA Luisa	21 MAR 1991
CUB - Cuba	BEREAU Anisleyvis	12 DEC 1981
	FERRER Dayana	24 OCT 1982
	GONZALEZ Glendys	25 DEC 1981
DOM - Dominican Republic	LIAN Qian	19 FEB 1983
	VALDEZ Johenny	12 DEC 1986
	WU Xue	22 MAR 1980
ESA - El Salvador	ALVAREZ Morayle	06 OCT 1978
	RAMIREZ Sonia	29 JUN 1977
	WANG De-Ying	15 OCT 1972
HON - Honduras	HERRERA Andrea	29 JUL 1993
	MEDINA lizzwa	20 JUL 1982
	MEDINA Zzwitjhallim	06 JUL 1980
PAR - Paraguay	GAVILAN Sandy	20 NOV 1992
	VELAR Lucero	31 JUL 1992
	REDES Lilian	09 MAR 1967
PER - Peru	ESPINEIRA Marisol	27 JUN 1968
PUR - Puerto Rico	APONTE Lyanne	04 MAY 1991
	GONZALEZ Cynthia	26 NOV 1991
	MARRERO Jerica	20 NOV 1988
TRI - Trinidad & Tobago	CHUNG Rheann	27 MAR 1985



Riocentro - Pavilion 4B
Riocentro Pabellón 4B
Riocentro Pavilhão 4B

TABLE TENNIS
TENIS DE MESA / TÊNIS DE MESA

Women's Singles
Mujeres Individual / Feminino Individual

Entry List by Event

Lista de Inscripciones por Evento / Lista de Inscrições por Evento

As of 22 JUL 2007

NOC	Name	Date of Birth
USA - United States of America	BANH Tawny	12 DEC 1974
	GAO Jun	25 JAN 1969
	WANG Chen	17 JAN 1974
VEN - Venezuela	EZZEDDINE Ruaida	03 JUN 1989
	PEREZ Luisana	24 AUG 1976
	RAMOS Fabiola	15 SEP 1977

**Riocentro - Pavilion 4B**Riocentro Pabellón 4B
Riocentro Pavilhão 4B25 JUL 2007
16:45**TABLE TENNIS**

TENIS DE MESA / TÊNIS DE MESA

Women's Singles

Mujeres Individual / Feminino Individual

1st Round

1ª Ronda / 1ª Rodada

Match Results

Resultados del partido / Resultados da partida

RODRIGUEZ Berta (CHI) 4-1 ZULUAGA Luisa (COL)

Game Summary		Match	Game 1	Game 2	Game 3	Game 4	Game 5	Game 6	Game 7
RODRIGUEZ Berta	CHI	4	11	11	11	9	11		
ZULUAGA Luisa	COL	1	1	7	8	11	3		
Duration		21min	0min	1min	1min	1min	1min		

Match No.: WS53 Table: 5

Umpires: BORGES Fernando (BRA)

Legend:
WS Women's Singles

**Riocentro - Pavilion 4B**Riocentro Pabellón 4B
Riocentro Pavilhão 4B25 JUL 2007
13:45**TABLE TENNIS**

TENIS DE MESA / TÊNIS DE MESA

Women's Singles

Mujeres Individual / Feminino Individual

1st Round

1ª Ronda / 1ª Rodada

Match Results

Resultados del partido / Resultados da partida

RAMIREZ Sonia (ESA) 4-3 ZULUAGA Luisa (COL)

Game Summary		Match	Game 1	Game 2	Game 3	Game 4	Game 5	Game 6	Game 7
RAMIREZ Sonia	ESA	4	11	12	8	11	6	13	13
ZULUAGA Luisa	COL	3	13	10	11	7	11	11	11
Duration			1min	1min	1min	1min	0min	1min	1min

Match No.: WS36 Table: 8

Umpires: SOEIRO Ronald (BRA)

Legend:
WS Women's Singles



Match Results

Resultados del partido / Resultados da partida

LONG Judy (CAN) 4-0 RODRIGUEZ Berta (CHI)

Game Summary		Match	Game 1	Game 2	Game 3	Game 4	Game 5	Game 6	Game 7
LONG Judy	CAN	4	11	11	11	12			
RODRIGUEZ Berta	CHI	0	6	4	5	10			
Duration			0min	0min	0min	1min			

Match No.: WS35 Table: 7

Umpires: SCHINDLER Maximiano (BRA)

Legend:
 WS Women's Singles

**Riocentro - Pavilion 4B**Riocentro Pabellón 4B
Riocentro Pavilhão 4B25 JUL 2007
10:45**TABLE TENNIS**

TENIS DE MESA / TÊNIS DE MESA

Women's Singles

Mujeres Individual / Feminino Individual

1st Round

1ª Ronda / 1ª Rodada

Match Results

Resultados del partido / Resultados da partida

LONG Judy (CAN) 4-0 ZULUAGA Luisa (COL)

Game Summary		Match	Game 1	Game 2	Game 3	Game 4	Game 5	Game 6	Game 7
LONG Judy	CAN	4	11	11	11	11			
ZULUAGA Luisa	COL	0	6	5	4	3			
Duration			1min	1min	0min	0min			

Match No.: WS18 Table: 8

Umpires: BONFIM Ediomar (BRA)

Legend:
WS Women's Singles

**Riocentro - Pavilion 4B**Riocentro Pabellón 4B
Riocentro Pavilhão 4B25 JUL 2007
10:45**TABLE TENNIS**

TENIS DE MESA / TÊNIS DE MESA

Women's Singles

Mujeres Individual / Feminino Individual

1st Round

1ª Ronda / 1ª Rodada

Match Results

Resultados del partido / Resultados da partida

RODRIGUEZ Berta (CHI) 4-0 RAMIREZ Sonia (ESA)

Game Summary		Match	Game 1	Game 2	Game 3	Game 4	Game 5	Game 6	Game 7
RODRIGUEZ Berta	CHI	4	11	11	11	11			
RAMIREZ Sonia	ESA	0	7	5	6	6			
Duration			0min	0min	0min	0min			

Match No.: WS17 Table: 7

Umpires: BORGES Fernando (BRA)

Legend:

WS Women's Singles

**Riocentro - Pavilion 4B**Riocentro Pabellón 4B
Riocentro Pavilhão 4B25 JUL 2007
16:45**TABLE TENNIS**

TENIS DE MESA / TÊNIS DE MESA

Women's Singles

Mujeres Individual / Feminino Individual

1st Round

1ª Ronda / 1ª Rodada

Match Results

Resultados del partido / Resultados da partida

MEDINA Paula (COL) 4-1 GAVILAN Sandy (PAR)

Game Summary		Match	Game 1	Game 2	Game 3	Game 4	Game 5	Game 6	Game 7
MEDINA Paula	COL	4	11	7	11	11	11		
GAVILAN Sandy	PAR	1	9	11	6	9	5		
Duration		37min	1min	1min	1min	1min	1min		

Match No.: WS52 Table: 4

Umpires: ABRAO Isac (BRA)

Legend:
WS Women's Singles



Match Results

Resultados del partido / Resultados da partida

RAMOS Fabiola (VEN) 4-0 MEDINA Zzwitjhallim (HON)

Game Summary		Match	Game 1	Game 2	Game 3	Game 4	Game 5	Game 6	Game 7
RAMOS Fabiola	VEN	4	11	11	11	11			
MEDINA Zzwitjhallim	HON	0	7	2	2	6			
Duration		15min	0min	0min	0min	0min			

Match No.: WS51 Table: 3

Umpires: SOEIRO Ronald (BRA)

Legend:
 WS Women's Singles

**Riocentro - Pavilion 4B**Riocentro Pabellón 4B
Riocentro Pavilhão 4B25 JUL 2007
13:45**TABLE TENNIS**

TENIS DE MESA / TÊNIS DE MESA

Women's Singles

Mujeres Individual / Feminino Individual

1st Round

1ª Ronda / 1ª Rodada

Match Results

Resultados del partido / Resultados da partida

GAVILAN Sandy (PAR) 4-1 MEDINA Zzwitjhallim (HON)

Game Summary		Match	Game 1	Game 2	Game 3	Game 4	Game 5	Game 6	Game 7
GAVILAN Sandy	PAR	4	11	7	11	11	11		
MEDINA Zzwitjhallim	HON	1	5	11	6	5	5		
Duration			0min	0min	0min	0min	0min		

Match No.: WS34 Table: 6

Umpires: GOMES Jaime (BRA)

Legend:
WS Women's Singles

**Riocentro - Pavilion 4B**Riocentro Pabellón 4B
Riocentro Pavilhão 4B25 JUL 2007
13:45**TABLE TENNIS**

TENIS DE MESA / TÊNIS DE MESA

Women's Singles

Mujeres Individual / Feminino Individual

1st Round

1ª Ronda / 1ª Rodada

Match Results

Resultados del partido / Resultados da partida

RAMOS Fabiola (VEN) 4-2 MEDINA Paula (COL)

Game Summary		Match	Game 1	Game 2	Game 3	Game 4	Game 5	Game 6	Game 7
RAMOS Fabiola	VEN	4	4	12	11	10	11	11	
MEDINA Paula	COL	2	11	10	7	12	6	8	
Duration			1min	1min	1min	1min	1min	1min	

Match No.: WS33 Table: 5

Umpires: SALVETTI Amarildo (BRA)

Legend:

WS Women's Singles

**Riocentro - Pavilion 4B**Riocentro Pabellón 4B
Riocentro Pavilhão 4B25 JUL 2007
10:45**TABLE TENNIS**

TENIS DE MESA / TÊNIS DE MESA

Women's Singles

Mujeres Individual / Feminino Individual

1st Round

1ª Ronda / 1ª Rodada

Match Results

Resultados del partido / Resultados da partida

MEDINA Paula (COL) 4-0 MEDINA Zzwitjhallim (HON)

Game Summary		Match	Game 1	Game 2	Game 3	Game 4	Game 5	Game 6	Game 7
MEDINA Paula	COL	4	12	11	11	11			
MEDINA Zzwitjhallim	HON	0	10	4	6	5			
Duration			1min	0min	0min	1min			

Match No.: WS16 Table: 6

Umpires: ABRAO Isac (BRA)

Legend:
WS Women's Singles

**Riocentro - Pavilion 4B**Riocentro Pabellón 4B
Riocentro Pavilhão 4B25 JUL 2007
10:45**TABLE TENNIS**

TENIS DE MESA / TÊNIS DE MESA

Women's Singles

Mujeres Individual / Feminino Individual

1st Round

1ª Ronda / 1ª Rodada

Match Results

Resultados del partido / Resultados da partida

RAMOS Fabiola (VEN) 4-1 GAVILAN Sandy (PAR)

Game Summary		Match	Game 1	Game 2	Game 3	Game 4	Game 5	Game 6	Game 7
RAMOS Fabiola	VEN	4	11	11	11	9	11		
GAVILAN Sandy	PAR	1	8	6	4	11	3		
Duration		19min	0min	0min	0min	1min	0min		

Match No.: WS15 Table: 5

Umpires: BAUR Helton (BRA)

Legend:
WS Women's Singles

**Riocentro - Pavilion 4B**Riocentro Pabellón 4B
Riocentro Pavilhão 4B25 JUL 2007
16:45**TABLE TENNIS**

TENIS DE MESA / TÊNIS DE MESA

Women's Singles

Mujeres Individual / Feminino Individual

1st Round

1ª Ronda / 1ª Rodada

Match Results

Resultados del partido / Resultados da partida

YAÑEZ Melita (CHI) 4-2 NONAKA Mariany (BRA)

Game Summary		Match	Game 1	Game 2	Game 3	Game 4	Game 5	Game 6	Game 7
YAÑEZ Melita	CHI	4	7	11	11	10	11	11	
NONAKA Mariany	BRA	2	11	9	8	12	4	6	
Duration		29min	1min	1min	1min	1min	1min	1min	

Match No.: WS50 Table: 8

Umpires: MUFAÑA Silvio (CUB)

Legend:
WS Women's Singles

**Riocentro - Pavilion 4B**Riocentro Pabellón 4B
Riocentro Pavilhão 4B25 JUL 2007
16:45**TABLE TENNIS**

TENIS DE MESA / TÊNIS DE MESA

Women's Singles

Mujeres Individual / Feminino Individual

1st Round

1ª Ronda / 1ª Rodada

Match Results

Resultados del partido / Resultados da partida

XU Chris (CAN) 4-0 VALDEZ Johenny (DOM)

Game Summary		Match	Game 1	Game 2	Game 3	Game 4	Game 5	Game 6	Game 7
XU Chris	CAN	4	11	11	11	11			
VALDEZ Johenny	DOM	0	1	8	4	6			
Duration		19min	0min	2min	1min	2min			

Match No.: WS49 Table: 7

Umpires: ULUMAR Jorge (BRA)

Legend:**WS** Women's Singles



Riocentro - Pavilion 4B

Riocentro Pabellón 4B
Riocentro Pavilhão 4B

25 JUL 2007
13:45

TABLE TENNIS

TENIS DE MESA / TÊNIS DE MESA

Women's Singles

Mujeres Individual / Feminino Individual

1st Round

1ª Ronda / 1ª Rodada

Match Results

Resultados del partido / Resultados da partida

YAÑEZ Melita (CHI) 4-1 VALDEZ Johenny (DOM)

Game Summary		Match	Game 1	Game 2	Game 3	Game 4	Game 5	Game 6	Game 7
YAÑEZ Melita	CHI	4	11	6	11	11	11		
VALDEZ Johenny	DOM	1	6	11	2	8	4		
Duration		20min	0min	1min	0min	1min	0min		

Match No.: WS32 Table: 4

Umpires: ULUMAR Jorge (BRA)

Legend:

WS Women's Singles

**Riocentro - Pavilion 4B**Riocentro Pabellón 4B
Riocentro Pavilhão 4B25 JUL 2007
13:45**TABLE TENNIS**

TENIS DE MESA / TÊNIS DE MESA

Women's Singles

Mujeres Individual / Feminino Individual

1st Round

1ª Ronda / 1ª Rodada

Match Results

Resultados del partido / Resultados da partida

XU Chris (CAN) 4-2 NONAKA Mariany (BRA)

Game Summary		Match	Game 1	Game 2	Game 3	Game 4	Game 5	Game 6	Game 7
XU Chris	CAN	4	9	13	9	11	11	11	
NONAKA Mariany	BRA	2	11	11	11	2	7	9	
Duration			1min	2min	2min	1min	1min	1min	

Match No.: WS31 Table: 3

Umpires: MUFAÑA Silvio (CUB)

Legend:
WS Women's Singles

**Riocentro - Pavilion 4B**Riocentro Pabellón 4B
Riocentro Pavilhão 4B25 JUL 2007
10:45**TABLE TENNIS**

TENIS DE MESA / TÊNIS DE MESA

Women's Singles

Mujeres Individual / Feminino Individual

1st Round

1ª Ronda / 1ª Rodada

Match Results

Resultados del partido / Resultados da partida

NONAKA Mariany (BRA) 4-2 VALDEZ Johenny (DOM)

Game Summary		Match	Game 1	Game 2	Game 3	Game 4	Game 5	Game 6	Game 7
NONAKA Mariany	BRA	4	7	11	11	11	14	11	
VALDEZ Johenny	DOM	2	11	7	5	5	16	6	
Duration			1min	1min	0min	0min	1min	1min	

Match No.: WS14 Table: 4

Umpires: MUFAÑA Silvio (CUB)

Legend:
WS Women's Singles



Match Results

Resultados del partido / Resultados da partida

XU Chris (CAN) 4-0 YAÑEZ Melita (CHI)

Game Summary		Match	Game 1	Game 2	Game 3	Game 4	Game 5	Game 6	Game 7
XU Chris	CAN	4	13	11	11	11			
YAÑEZ Melita	CHI	0	11	9	7	4			
Duration		22min	2min	2min	1min	1min			

Match No.: WS13 Table: 3

Umpires: SCHINDLER Jovino (BRA)

Legend:
 WS Women's Singles

**Riocentro - Pavilion 4B**Riocentro Pabellón 4B
Riocentro Pavilhão 4B25 JUL 2007
16:45**TABLE TENNIS**

TENIS DE MESA / TÊNIS DE MESA

Women's Singles

Mujeres Individual / Feminino Individual

1st Round

1ª Ronda / 1ª Rodada

Match Results

Resultados del partido / Resultados da partida

MEDINA Iizzwa (HON) 4-3 ARAQUE Johana (COL)

Game Summary		Match	Game 1	Game 2	Game 3	Game 4	Game 5	Game 6	Game 7
MEDINA Iizzwa	HON	4	11	7	13	8	9	11	16
ARAQUE Johana	COL	3	5	11	11	11	11	5	14
Duration		50min	1min	1min	1min	1min	1min	1min	2min

Match No.: WS48 Table: 10

Umpires: BONFIM Ediomar (BRA)

Legend:

WS Women's Singles

**Riocentro - Pavilion 4B**Riocentro Pabellón 4B
Riocentro Pavilhão 4B25 JUL 2007
16:45**TABLE TENNIS**

TENIS DE MESA / TÊNIS DE MESA

Women's Singles

Mujeres Individual / Feminino Individual

1st Round

1ª Ronda / 1ª Rodada

Match Results

Resultados del partido / Resultados da partida

SILVA Ligia (BRA) 4-0 GONZALEZ Cynthia (PUR)

Game Summary		Match	Game 1	Game 2	Game 3	Game 4	Game 5	Game 6	Game 7
SILVA Ligia	BRA	4	11	11	11	11			
GONZALEZ Cynthia	PUR	0	7	4	1	4			
Duration		13min	0min	0min	0min	0min			

Match No.: WS47 Table: 9

Umpires: COYADAN Guillermo (CHI)

Legend:**WS** Women's Singles

**Riocentro - Pavilion 4B**Riocentro Pabellón 4B
Riocentro Pavilhão 4B25 JUL 2007
13:45**TABLE TENNIS**

TENIS DE MESA / TÊNIS DE MESA

Women's Singles

Mujeres Individual / Feminino Individual

1st Round

1ª Ronda / 1ª Rodada

Match Results

Resultados del partido / Resultados da partida

ARAQUE Johana (COL) 4-0 GONZALEZ Cynthia (PUR)

Game Summary		Match	Game 1	Game 2	Game 3	Game 4	Game 5	Game 6	Game 7
ARAQUE Johana	COL	4	12	11	11	11			
GONZALEZ Cynthia	PUR	0	10	6	6	3			
Duration			1min	1min	1min	1min			

Match No.: WS30 Table: 2

Umpires: BAUR Helton (BRA)

Legend:
WS Women's Singles

**Riocentro - Pavilion 4B**Riocentro Pabellón 4B
Riocentro Pavilhão 4B25 JUL 2007
13:45**TABLE TENNIS**

TENIS DE MESA / TÊNIS DE MESA

Women's Singles

Mujeres Individual / Feminino Individual

1st Round

1ª Ronda / 1ª Rodada

Match Results

Resultados del partido / Resultados da partida

SILVA Ligia (BRA) 4-0 MEDINA Iizzwa (HON)

Game Summary		Match	Game 1	Game 2	Game 3	Game 4	Game 5	Game 6	Game 7
SILVA Ligia	BRA	4	11	13	11	11			
MEDINA Iizzwa	HON	0	6	11	8	7			
Duration			0min	1min	1min	1min			

Match No.: WS29 Table: 1

Umpires: COYADAN Guillermo (CHI)

Legend:
WS Women's Singles

**Riocentro - Pavilion 4B**Riocentro Pabellón 4B
Riocentro Pavilhão 4B25 JUL 2007
10:45**TABLE TENNIS**

TENIS DE MESA / TÊNIS DE MESA

Women's Singles

Mujeres Individual / Feminino Individual

1st Round

1ª Ronda / 1ª Rodada

Match Results

Resultados del partido / Resultados da partida

MEDINA Iizzwa (HON) 4-1 GONZALEZ Cynthia (PUR)

Game Summary		Match	Game 1	Game 2	Game 3	Game 4	Game 5	Game 6	Game 7
MEDINA Iizzwa	HON	4	13	8	11	11	11		
GONZALEZ Cynthia	PUR	1	11	11	5	1	4		
Duration			1min	1min	1min	0min	1min		

Match No.: WS12 Table: 2

Umpires: CAPPELLARI Alfeo (BRA)

Legend:
WS Women's Singles

**Riocentro - Pavilion 4B**Riocentro Pabellón 4B
Riocentro Pavilhão 4B25 JUL 2007
10:45**TABLE TENNIS**

TENIS DE MESA / TÊNIS DE MESA

Women's Singles

Mujeres Individual / Feminino Individual

1st Round

1ª Ronda / 1ª Rodada

Match Results

Resultados del partido / Resultados da partida

SILVA Ligia (BRA) 4-1 ARAQUE Johana (COL)

Game Summary		Match	Game 1	Game 2	Game 3	Game 4	Game 5	Game 6	Game 7
SILVA Ligia	BRA	4	12	11	7	11	11		
ARAQUE Johana	COL	1	10	6	11	3	8		
Duration			1min	0min	1min	0min	1min		

Match No.: WS11 Table: 1

Umpires: COYADAN Guillermo (CHI)

Legend:
WS Women's Singles

**Riocentro - Pavilion 4B**Riocentro Pabellón 4B
Riocentro Pavilhão 4B25 JUL 2007
16:00**TABLE TENNIS**

TENIS DE MESA / TÊNIS DE MESA

Women's Singles

Mujeres Individual / Feminino Individual

1st Round

1ª Ronda / 1ª Rodada

Match Results

Resultados del partido / Resultados da partida

PEREZ Luisana (VEN) 4-3 MARRERO Jerica (PUR)

Game Summary		Match	Game 1	Game 2	Game 3	Game 4	Game 5	Game 6	Game 7
PEREZ Luisana	VEN	4	6	11	5	16	11	4	11
MARRERO Jerica	PUR	3	11	6	11	14	7	11	8
Duration		34min	1min	1min	1min	2min	1min	0min	1min

Match No.: WS46 Table: 2

Umpires: BAUR Helton (BRA)

Legend:
WS Women's Singles

**Riocentro - Pavilion 4B**Riocentro Pabellón 4B
Riocentro Pavilhão 4B25 JUL 2007
16:00**TABLE TENNIS**

TENIS DE MESA / T  NIS DE MESA

Women's Singles

Mujeres Individual / Feminino Individual

1st Round

1  Ronda / 1  Rodada

Match Results

Resultados del partido / Resultados da partida

BANH Tawny (USA) 4-0 OVELAR Lucero (PAR)

Game Summary		Match	Game 1	Game 2	Game 3	Game 4	Game 5	Game 6	Game 7
BANH Tawny	USA	4	11	11	11	11			
OVELAR Lucero	PAR	0	3	6	4	3			
Duration		11min	0min	1min	0min	0min			

Match No.: WS45 Table: 1

Umpires: MUFA A Silvio (CUB)

Legend:**WS** Women's Singles

**Riocentro - Pavilion 4B**Riocentro Pabellón 4B
Riocentro Pavilhão 4B25 JUL 2007
13:00**TABLE TENNIS**

TENIS DE MESA / TÊNIS DE MESA

Women's Singles

Mujeres Individual / Feminino Individual

1st Round

1ª Ronda / 1ª Rodada

Match Results

Resultados del partido / Resultados da partida

MARRERO Jerica (PUR) 4-0 OVELAR Lucero (PAR)

Game Summary		Match	Game 1	Game 2	Game 3	Game 4	Game 5	Game 6	Game 7
MARRERO Jerica	PUR	4	11	11	11	11			
OVELAR Lucero	PAR	0	7	5	5	9			
Duration			0min	0min	0min	1min			

Match No.: WS28 Table: 10

Umpires: SCHINDLER Jovino (BRA)

Legend:

WS Women's Singles

**Riocentro - Pavilion 4B**Riocentro Pabellón 4B
Riocentro Pavilhão 4B25 JUL 2007
13:00**TABLE TENNIS**

TENIS DE MESA / TÊNIS DE MESA

Women's Singles

Mujeres Individual / Feminino Individual

1st Round

1ª Ronda / 1ª Rodada

Match Results

Resultados del partido / Resultados da partida

BANH Tawny (USA) 4-0 PEREZ Luisana (VEN)

Game Summary		Match	Game 1	Game 2	Game 3	Game 4	Game 5	Game 6	Game 7
BANH Tawny	USA	4	11	11	11	11			
PEREZ Luisana	VEN	0	6	5	5	3			
Duration			0min	0min	0min	0min			

Match No.: WS27 Table: 9

Umpires: CAPPELLARI Alfeo (BRA)

Legend:
WS Women's Singles

**Riocentro - Pavilion 4B**Riocentro Pabellón 4B
Riocentro Pavilhão 4B25 JUL 2007
10:00**TABLE TENNIS**

TENIS DE MESA / TÊNIS DE MESA

Women's Singles

Mujeres Individual / Feminino Individual

1st Round

1ª Ronda / 1ª Rodada

Match Results

Resultados del partido / Resultados da partida

PEREZ Luisana (VEN) 4-0 OVELAR Lucero (PAR)

Game Summary		Match	Game 1	Game 2	Game 3	Game 4	Game 5	Game 6	Game 7
PEREZ Luisana	VEN	4	15	11	11	11			
OVELAR Lucero	PAR	0	13	5	9	7			
Duration			1min	1min	1min	1min			

Match No.: WS10 Table: 10

Umpires: SCHINDLER Jovino (BRA)

Legend:
WS Women's Singles

**Riocentro - Pavilion 4B**Riocentro Pabellón 4B
Riocentro Pavilhão 4B25 JUL 2007
10:00**TABLE TENNIS**

TENIS DE MESA / TÊNIS DE MESA

Women's Singles

Mujeres Individual / Feminino Individual

1st Round

1ª Ronda / 1ª Rodada

Match Results

Resultados del partido / Resultados da partida

BANH Tawny (USA) 4-0 MARRERO Jerica (PUR)

Game Summary		Match	Game 1	Game 2	Game 3	Game 4	Game 5	Game 6	Game 7
BANH Tawny	USA	4	11	14	11	11			
MARRERO Jerica	PUR	0	6	12	5	7			
Duration		18min	0min	1min	0min	1min			

Match No.: WS9 Table: 9

Umpires: CAPPELLARI Alfeo (BRA)

Legend:
WS Women's Singles

**Riocentro - Pavilion 4B**Riocentro Pabellón 4B
Riocentro Pavilhão 4B25 JUL 2007
16:00**TABLE TENNIS**

TENIS DE MESA / TÊNIS DE MESA

Women's Singles

Mujeres Individual / Feminino Individual

1st Round

1ª Ronda / 1ª Rodada

Match Results

Resultados del partido / Resultados da partida

EZZEDDINE Ruaida (VEN) 4-1 ESPINEIRA Marisol (PER)

Game Summary		Match	Game 1	Game 2	Game 3	Game 4	Game 5	Game 6	Game 7
EZZEDDINE Ruaida	VEN	4	11	11	7	11	12		
ESPINEIRA Marisol	PER	1	8	5	11	7	10		
Duration		27min	1min	2min	2min	1min	2min		

Match No.: WS44 Table: 6

Umpires: SCHINDLER Maximiano (BRA)

Legend:
WS Women's Singles

**Riocentro - Pavilion 4B**Riocentro Pabellón 4B
Riocentro Pavilhão 4B25 JUL 2007
16:00**TABLE TENNIS**

TENIS DE MESA / TÊNIS DE MESA

Women's Singles

Mujeres Individual / Feminino Individual

1st Round

1ª Ronda / 1ª Rodada

Match Results

Resultados del partido / Resultados da partida

LIAN Qian (DOM) 4-0 APONTE Lyanne (PUR)

Game Summary		Match	Game 1	Game 2	Game 3	Game 4	Game 5	Game 6	Game 7
LIAN Qian	DOM	4	11	11	11	11			
APONTE Lyanne	PUR	0	9	9	5	5			
Duration		18min	1min	1min	1min	1min			

Match No.: WS43 Table: 5

Umpires: GOMES Jaime (BRA)

Legend:
WS Women's Singles

**Riocentro - Pavilion 4B**Riocentro Pabellón 4B
Riocentro Pavilhão 4B25 JUL 2007
13:00**TABLE TENNIS**

TENIS DE MESA / TÊNIS DE MESA

Women's Singles

Mujeres Individual / Feminino Individual

1st Round

1ª Ronda / 1ª Rodada

Match Results

Resultados del partido / Resultados da partida

EZZEDDINE Ruaida (VEN) 4-1 APONTE Lyanne (PUR)

Game Summary		Match	Game 1	Game 2	Game 3	Game 4	Game 5	Game 6	Game 7
EZZEDDINE Ruaida	VEN	4	11	11	3	11	11		
APONTE Lyanne	PUR	1	8	7	11	9	3		
Duration		22min	1min	1min	0min	1min	0min		

Match No.: WS26 Table: 8

Umpires: BONFIM Ediomar (BRA)

Legend:

WS Women's Singles

**Riocentro - Pavilion 4B**Riocentro Pabellón 4B
Riocentro Pavilhão 4B25 JUL 2007
13:00**TABLE TENNIS**

TENIS DE MESA / TÊNIS DE MESA

Women's Singles

Mujeres Individual / Feminino Individual

1st Round

1ª Ronda / 1ª Rodada

Match Results

Resultados del partido / Resultados da partida

LIAN Qian (DOM) 4-0 ESPINEIRA Marisol (PER)

Game Summary		Match	Game 1	Game 2	Game 3	Game 4	Game 5	Game 6	Game 7
LIAN Qian	DOM	4	11	11	11	11			
ESPINEIRA Marisol	PER	0	2	6	9	6			
Duration			0min	1min	1min	1min			

Match No.: WS25 Table: 7

Umpires: BORGES Fernando (BRA)

Legend:
WS Women's Singles

**Riocentro - Pavilion 4B**Riocentro Pabellón 4B
Riocentro Pavilhão 4B25 JUL 2007
10:00**TABLE TENNIS**

TENIS DE MESA / TÊNIS DE MESA

Women's Singles

Mujeres Individual / Feminino Individual

1st Round

1ª Ronda / 1ª Rodada

Match Results

Resultados del partido / Resultados da partida

ESPINEIRA Marisol (PER) 4-0 APONTE Lyanne (PUR)

Game Summary		Match	Game 1	Game 2	Game 3	Game 4	Game 5	Game 6	Game 7
ESPINEIRA Marisol	PER	4	11	11	14	11			
APONTE Lyanne	PUR	0	6	5	12	3			
Duration		0min	1min	1min	3min	1min			

Match No.: WS8 Table: 8

Umpires: BONFIM Ediomar (BRA)

Legend:

WS Women's Singles



Match Results

Resultados del partido / Resultados da partida

LIAN Qian (DOM) 4-2 EZZEDDINE Ruaida (VEN)

Game Summary		Match	Game 1	Game 2	Game 3	Game 4	Game 5	Game 6	Game 7
LIAN Qian	DOM	4	3	4	11	11	11	12	
EZZEDDINE Ruaida	VEN	2	11	11	4	3	9	10	
Duration			0min	0min	0min	0min	0min	1min	

Match No.: WS7 Table: 7

Umpires: BORGES Fernando (BRA)

Legend:

WS Women's Singles



Match Results

Resultados del partido / Resultados da partida

VEGA Paulina (CHI) 4-1 FERRER Dayana (CUB)

Game Summary		Match	Game 1	Game 2	Game 3	Game 4	Game 5	Game 6	Game 7
VEGA Paulina	CHI	4	11	7	11	11	11		
FERRER Dayana	CUB	1	8	11	6	7	8		
Duration		25min	1min	1min	0min	1min	1min		

Match No.: WS42 Table: 4

Umpires: ULUMAR Jorge (BRA)

Legend:
 WS Women's Singles

**Riocentro - Pavilion 4B**Riocentro Pabellón 4B
Riocentro Pavilhão 4B25 JUL 2007
16:00**TABLE TENNIS**

TENIS DE MESA / TÊNIS DE MESA

Women's Singles

Mujeres Individual / Feminino Individual

1st Round

1ª Ronda / 1ª Rodada

Match Results

Resultados del partido / Resultados da partida

ZHANG Mo (CAN) 4-0 HERRERA Andrea (HON)

Game Summary		Match	Game 1	Game 2	Game 3	Game 4	Game 5	Game 6	Game 7
ZHANG Mo	CAN	4	11	11	11	11			
HERRERA Andrea	HON	0	5	8	2	9			
Duration		16min	0min	0min	0min	1min			

Match No.: WS41 Table: 3

Umpires: BONFIM Ediomar (BRA)

Legend:
WS Women's Singles

**Riocentro - Pavilion 4B**Riocentro Pabellón 4B
Riocentro Pavilhão 4B25 JUL 2007
13:00**TABLE TENNIS**

TENIS DE MESA / TÊNIS DE MESA

Women's Singles

Mujeres Individual / Feminino Individual

1st Round

1ª Ronda / 1ª Rodada

Match Results

Resultados del partido / Resultados da partida

FERRER Dayana (CUB) 4-1 HERRERA Andrea (HON)

Game Summary		Match	Game 1	Game 2	Game 3	Game 4	Game 5	Game 6	Game 7
FERRER Dayana	CUB	4	8	11	11	11	11		
HERRERA Andrea	HON	1	11	9	6	7	4		
Duration			1min	1min	1min	1min	0min		

Match No.: WS24 Table: 6

Umpires: ABRAO Isac (BRA)

Legend:

WS Women's Singles

**Riocentro - Pavilion 4B**Riocentro Pabellón 4B
Riocentro Pavilhão 4B25 JUL 2007
13:00**TABLE TENNIS**

TENIS DE MESA / TÊNIS DE MESA

Women's Singles

Mujeres Individual / Feminino Individual

1st Round

1ª Ronda / 1ª Rodada

Match Results

Resultados del partido / Resultados da partida

VEGA Paulina (CHI) 4-2 ZHANG Mo (CAN)

Game Summary		Match	Game 1	Game 2	Game 3	Game 4	Game 5	Game 6	Game 7
VEGA Paulina	CHI	4	1	10	13	14	11	13	
ZHANG Mo	CAN	2	11	12	11	12	6	11	
Duration			0min	1min	1min	1min	1min	1min	

Match No.: WS23 Table: 5

Umpires: SOEIRO Ronald (BRA)

Legend:
WS Women's Singles

**Riocentro - Pavilion 4B**Riocentro Pabellón 4B
Riocentro Pavilhão 4B25 JUL 2007
10:00**TABLE TENNIS**

TENIS DE MESA / TÊNIS DE MESA

Women's Singles

Mujeres Individual / Feminino Individual

1st Round

1ª Ronda / 1ª Rodada

Match Results

Resultados del partido / Resultados da partida

VEGA Paulina (CHI) 4-0 HERRERA Andrea (HON)

Game Summary		Match	Game 1	Game 2	Game 3	Game 4	Game 5	Game 6	Game 7
VEGA Paulina	CHI	4	11	11	11	11			
HERRERA Andrea	HON	0	7	3	1	2			
Duration		11min	0min	0min	0min	0min			

Match No.: WS6 Table: 6

Umpires: ABRAO Isac (BRA)

Legend:
WS Women's Singles

**Riocentro - Pavilion 4B**Riocentro Pabellón 4B
Riocentro Pavilhão 4B25 JUL 2007
10:00**TABLE TENNIS**

TENIS DE MESA / TÊNIS DE MESA

Women's Singles

Mujeres Individual / Feminino Individual

1st Round

1ª Ronda / 1ª Rodada

Match Results

Resultados del partido / Resultados da partida

ZHANG Mo (CAN) 4-1 FERRER Dayana (CUB)

Game Summary		Match	Game 1	Game 2	Game 3	Game 4	Game 5	Game 6	Game 7
ZHANG Mo	CAN	4	11	11	9	11	11		
FERRER Dayana	CUB	1	5	1	11	2	5		
Duration					0min	0min	0min		

Match No.: WS5 Table: 5

Umpires: SOEIRO Ronald (BRA)

Legend:
WS Women's Singles

**Riocentro - Pavilion 4B**Riocentro Pabellón 4B
Riocentro Pavilhão 4B25 JUL 2007
16:00**TABLE TENNIS**

TENIS DE MESA / TÊNIS DE MESA

Women's Singles

Mujeres Individual / Feminino Individual

1st Round

1ª Ronda / 1ª Rodada

Match Results

Resultados del partido / Resultados da partida

CHUNG Rheann (TRI) 4-1 ALVAREZ Morayle (ESA)

Game Summary		Match	Game 1	Game 2	Game 3	Game 4	Game 5	Game 6	Game 7
CHUNG Rheann	TRI	4	14	11	11	7	11		
ALVAREZ Morayle	ESA	1	12	9	2	11	8		
Duration		30min	1min	1min	0min	0min	1min		

Match No.: WS40 Table: 8

Umpires: ABRAO Isac (BRA)

Legend:**WS** Women's Singles

**Riocentro - Pavilion 4B**Riocentro Pabellón 4B
Riocentro Pavilhão 4B25 JUL 2007
16:00**TABLE TENNIS**

TENIS DE MESA / TÊNIS DE MESA

Women's Singles

Mujeres Individual / Feminino Individual

1st Round

1ª Ronda / 1ª Rodada

Match Results

Resultados del partido / Resultados da partida

WU Xue (DOM) 4-0 REDES Lilian (PAR)

Game Summary		Match	Game 1	Game 2	Game 3	Game 4	Game 5	Game 6	Game 7
WU Xue	DOM	4	11	11	11	11			
REDES Lilian	PAR	0	4	2	6	2			
Duration		14min	0min	0min	0min	0min			

Match No.: WS39 Table: 7

Umpires: SOEIRO Ronald (BRA)

Legend:
WS Women's Singles



Match Results

Resultados del partido / Resultados da partida

CHUNG Rheann (TRI) 4-2 REDES Lilian (PAR)

Game Summary		Match	Game 1	Game 2	Game 3	Game 4	Game 5	Game 6	Game 7
CHUNG Rheann	TRI	4	11	11	10	14	11	11	
REDES Lilian	PAR	2	8	13	12	12	7	5	
Duration			0min	1min	1min	1min	0min	0min	

Match No.: WS22 Table: 4

Umpires: SCHINDLER Maximiano (BRA)

Legend:
 WS Women's Singles

**Riocentro - Pavilion 4B**Riocentro Pabellón 4B
Riocentro Pavilhão 4B25 JUL 2007
13:00**TABLE TENNIS**

TENIS DE MESA / TÊNIS DE MESA

Women's Singles

Mujeres Individual / Feminino Individual

1st Round

1ª Ronda / 1ª Rodada

Match Results

Resultados del partido / Resultados da partida

WU Xue (DOM) 4-0 ALVAREZ Morayle (ESA)

Game Summary		Match	Game 1	Game 2	Game 3	Game 4	Game 5	Game 6	Game 7
WU Xue	DOM	4	11	11	11	11			
ALVAREZ Morayle	ESA	0	5	5	3	4			
Duration			0min	0min	0min	0min			

Match No.: WS21 Table: 3

Umpires: GOMES Jaime (BRA)

Legend:
WS Women's Singles

**Riocentro - Pavilion 4B**Riocentro Pabellón 4B
Riocentro Pavilhão 4B25 JUL 2007
10:00**TABLE TENNIS**

TENIS DE MESA / TÊNIS DE MESA

Women's Singles

Mujeres Individual / Feminino Individual

1st Round

1ª Ronda / 1ª Rodada

Match Results

Resultados del partido / Resultados da partida

ALVAREZ Morayle (ESA) 4-2 REDES Lilian (PAR)

Game Summary		Match	Game 1	Game 2	Game 3	Game 4	Game 5	Game 6	Game 7
ALVAREZ Morayle	ESA	4	8	11	11	8	11	11	
REDES Lilian	PAR	2	11	7	7	11	8	8	
Duration			1min	1min	1min	1min	1min	1min	

Match No.: WS4 Table: 4

Umpires: SCHINDLER Maximiano (BRA)

Legend:

WS Women's Singles

**Riocentro - Pavilion 4B**Riocentro Pabellón 4B
Riocentro Pavilhão 4B25 JUL 2007
10:00**TABLE TENNIS**

TENIS DE MESA / TÊNIS DE MESA

Women's Singles

Mujeres Individual / Feminino Individual

1st Round

1ª Ronda / 1ª Rodada

Match Results

Resultados del partido / Resultados da partida

WU Xue (DOM) 4-0 CHUNG Rheann (TRI)

Game Summary		Match	Game 1	Game 2	Game 3	Game 4	Game 5	Game 6	Game 7
WU Xue	DOM	4	11	11	11	11			
CHUNG Rheann	TRI	0	4	5	2	5			
Duration		10min	0min	0min	0min	0min			

Match No.: WS3 Table: 3

Umpires: GOMES Jaime (BRA)

Legend:**WS** Women's Singles

**Riocentro - Pavilion 4B**Riocentro Pabellón 4B
Riocentro Pavilhão 4B25 JUL 2007
16:00**TABLE TENNIS**

TENIS DE MESA / TÊNIS DE MESA

Women's Singles

Mujeres Individual / Feminino Individual

1st Round

1ª Ronda / 1ª Rodada

Match Results

Resultados del partido / Resultados da partida

GONZALEZ Glendys (CUB) 4-0 WANG De-Ying (ESA)

Game Summary		Match	Game 1	Game 2	Game 3	Game 4	Game 5	Game 6	Game 7
GONZALEZ Glendys	CUB	4	11	13	11	11			
WANG De-Ying	ESA	0	6	11	5	4			
Duration		19min	1min	2min	1min	1min			

Match No.: WS38 Table: 10

Umpires: BORGES Fernando (BRA)

Legend:
WS Women's Singles

**Riocentro - Pavilion 4B**Riocentro Pabellón 4B
Riocentro Pavilhão 4B25 JUL 2007
13:00**TABLE TENNIS**

TENIS DE MESA / TÊNIS DE MESA

Women's Singles

Mujeres Individual / Feminino Individual

1st Round

1ª Ronda / 1ª Rodada

Match Results

Resultados del partido / Resultados da partida

WANG Chen (USA) 4-0 GONZALEZ Glendys (CUB)

Game Summary		Match	Game 1	Game 2	Game 3	Game 4	Game 5	Game 6	Game 7
WANG Chen	USA	4	11	11	11	11			
GONZALEZ Glendys	CUB	0	8	5	5	9			
Duration			1min	1min	1min	1min			

Match No.: WS20 Table: 2

Umpires: SALVETTI Amarildo (BRA)

Legend:
WS Women's Singles



Match Results

Resultados del partido / Resultados da partida

WANG Chen (USA) 4-0 WANG De-Ying (ESA)

Game Summary		Match	Game 1	Game 2	Game 3	Game 4	Game 5	Game 6	Game 7
WANG Chen	USA	4	11	11	11	11			
WANG De-Ying	ESA	0	2	6	6	3			
Duration		10min	0min	1min	1min	0min			

Match No.: WS2 Table: 2

Umpires: SALVETTI Amarildo (BRA)

Legend:

WS Women's Singles



Riocentro - Pavilion 4B

Riocentro Pabellón 4B
Riocentro Pavilhão 4B

25 JUL 2007
16:00

TABLE TENNIS

TENIS DE MESA / TÊNIS DE MESA

Women's Singles

Mujeres Individual / Feminino Individual

1st Round

1ª Ronda / 1ª Rodada

Match Results

Resultados del partido / Resultados da partida

SAKO Karin (BRA) 4-3 BEREAU Anisleyvis (CUB)

Game Summary		Match	Game 1	Game 2	Game 3	Game 4	Game 5	Game 6	Game 7
SAKO Karin	BRA	4	8	4	11	7	11	11	11
BEREAU Anisleyvis	CUB	3	11	11	9	11	7	8	5
Duration		42min	1min	0min	1min	0min	1min	1min	1min

Match No.: WS37 Table: 9

Umpires: COYADAN Guillermo (CHI)

Legend:
WS Women's Singles

**Riocentro - Pavilion 4B**Riocentro Pabellón 4B
Riocentro Pavilhão 4B25 JUL 2007
13:00**TABLE TENNIS**

TENIS DE MESA / TÊNIS DE MESA

Women's Singles

Mujeres Individual / Feminino Individual

1st Round

1ª Ronda / 1ª Rodada

Match Results

Resultados del partido / Resultados da partida

GAO Jun (USA) 4-0 SAKO Karin (BRA)

Game Summary		Match	Game 1	Game 2	Game 3	Game 4	Game 5	Game 6	Game 7
GAO Jun	USA	4	11	11	11	11			
SAKO Karin	BRA	0	2	3	3	3			
Duration			1min	1min	0min	1min			

Match No.: WS19 Table: 1

Umpires: COYADAN Guillermo (CHI)

Legend:
WS Women's Singles

**Riocentro - Pavilion 4B**Riocentro Pabellón 4B
Riocentro Pavilhão 4B25 JUL 2007
10:00**TABLE TENNIS**

TENIS DE MESA / TÊNIS DE MESA

Women's Singles

Mujeres Individual / Feminino Individual

1st Round

1ª Ronda / 1ª Rodada

Match Results

Resultados del partido / Resultados da partida

GAO Jun (USA) 4-1 BEREAU Anisleyvis (CUB)

Game Summary		Match	Game 1	Game 2	Game 3	Game 4	Game 5	Game 6	Game 7
GAO Jun	USA	4	11	11	11	9	11		
BEREAU Anisleyvis	CUB	1	1	3	7	11	5		
Duration				0min	1min	1min	1min		

Match No.: WS1 Table: 1

Umpires: ULUMAR Jorge (BRA)

Legend:
WS Women's Singles

**Riocentro - Pavilion 4B**Riocentro Pabellón 4B
Riocentro Pavilhão 4B25 JUL 2007
16:45**TABLE TENNIS**

TENIS DE MESA / TÊNIS DE MESA

Women's Singles

Mujeres Individual / Feminino Individual

1st Round

1ª Ronda / 1ª Rodada

Match Results

Resultados del partido / Resultados da partida

LONG Judy (CAN) 4-0 RAMIREZ Sonia (ESA)

Game Summary		Match	Game 1	Game 2	Game 3	Game 4	Game 5	Game 6	Game 7
LONG Judy	CAN	4	11	11	11	11			
RAMIREZ Sonia	ESA	0	6	4	3	6			
Duration		13min	0min	0min	0min	0min			

Match No.: WS54 Table: 6

Umpires: SALVETTI Amarildo (BRA)

Legend:

WS Women's Singles

Table of Pools: Results

Tabla de Grupos: Resultados / Tabela de Grupos: Resultados

Group A

Rank	Name	NOC	USA	BRA	CUB	Mat. Play	Points	Mat. Won	Mat. Lost	Games For.	Games Agst.	Points For.	Points Agst.
1	GAO Jun	USA		4-0	4-1	2	4	2	0	8	1	97	38
2	SAKO Karin	BRA	0-4		4-3	2	3	1	1	4	7	74	106
3	BEREAU Anisleyvis	CUB	1-4	3-4		2	2	0	2	4	8	89	116

Group B

Rank	Name	NOC	USA	CUB	ESA	Mat. Play	Points	Mat. Won	Mat. Lost	Games For.	Games Agst.	Points For.	Points Agst.
1	WANG Chen	USA		4-0	4-0	2	4	2	0	8	0	88	44
2	GONZALEZ Glendys	CUB	0-4		4-0	2	3	1	1	4	4	73	70
3	WANG De-Ying	ESA	0-4	0-4		2	2	0	2	0	8	43	90

Group C

Rank	Name	NOC	DOM	TRI	ESA	PAR	Mat. Play	Points	Mat. Won	Mat. Lost	Games For.	Games Agst.	Points For.	Points Agst.
1	WU Xue	DOM		4-0	4-0	4-0	3	6	3	0	12	0	132	47
2	CHUNG Rheann	TRI	0-4		4-1	4-2	3	5	2	1	8	7	138	143
3	ALVAREZ Morayle	ESA	0-4	1-4		4-2	3	4	1	2	5	10	119	150
4	REDES Lilian	PAR	0-4	2-4	2-4		3	3	0	3	4	12	123	172

Group D

Rank	Name	NOC	CHI	CAN	CUB	HON	Mat. Play	Points	Mat. Won	Mat. Lost	Games For.	Games Agst.	Points For.	Points Agst.
1	VEGA Paulina	CHI		4-2	4-1	4-0	3	6	3	0	12	3	157	116
2	ZHANG Mo	CAN	2-4		4-1	4-0	3	5	2	1	10	5	160	110
3	FERRER Dayana	CUB	1-4	1-4		4-1	3	4	1	2	6	9	116	141
4	HERRERA Andrea	HON	0-4	0-4	1-4		3	3	0	3	1	12	74	140

Group E

Rank	Name	NOC	DOM	VEN	PER	PUR	Mat. Play	Points	Mat. Won	Mat. Lost	Games For.	Games Agst.	Points For.	Points Agst.
1	LIAN Qian	DOM		4-2	4-0	4-0	3	6	3	0	12	2	140	99
2	EZZEDDINE Ruaida	VEN	2-4		4-1	4-1	3	5	2	1	10	6	147	131
3	ESPINEIRA Marisol	PER	0-4	1-4		4-0	3	4	1	2	5	8	111	122
4	APONTE Lyanne	PUR	0-4	1-4	0-4		3	3	0	3	1	12	92	138

Group F

Rank	Name	NOC	USA	VEN	PUR	PAR	Mat. Play	Points	Mat. Won	Mat. Lost	Games For.	Games Agst.	Points For.	Points Agst.
1	BANH Tawny	USA		4-0	4-0	4-0	3	6	3	0	12	0	135	65
2	PEREZ Luisana	VEN	0-4		4-3	4-0	3	5	2	1	8	7	131	146
3	MARRERO Jerica	PUR	0-4	3-4		4-0	3	4	1	2	7	8	142	137
4	OVELAR Lucero	PAR	0-4	0-4	0-4		3	3	0	3	0	12	76	136

Group G

Rank	Name	NOC	BRA	HON	COL	PUR	Mat. Play	Points	Mat. Won	Mat. Lost	Games For.	Games Agst.	Points For.	Points Agst.
1	SILVA Ligia	BRA		4-0	4-1	4-0	3	6	3	0	12	1	142	86
2	MEDINA lizzwa	HON	0-4		4-3	4-1	3	5	2	1	8	8	161	146
3	ARAQUE Johana	COL	1-4	3-4		4-0	3	4	1	2	8	8	151	152
4	GONZALEZ Cynthia	PUR	0-4	1-4	0-4		3	3	0	3	1	12	73	143

Table of Pools: Results

Tabla de Grupos: Resultados / Tabela de Grupos: Resultados

Group H

Rank	Name	NOC	CAN	CHI	BRA	DOM	Mat. Play	Points	Mat. Won	Mat. Lost	Games For.	Games Agst.	Points For.	Points Agst.
1	XU Chris	CAN		4-0	4-2	4-0	3	6	3	0	12	2	154	101
2	YAÑEZ Melita	CHI	0-4		4-2	4-1	3	5	2	1	8	7	142	127
3	NONAKA Mariany	BRA	2-4	2-4		4-2	3	4	1	2	8	10	166	175
4	VALDEZ Johenny	DOM	0-4	1-4	2-4		3	3	0	3	3	12	100	159

Group I

Rank	Name	NOC	VEN	COL	PAR	HON	Mat. Play	Points	Mat. Won	Mat. Lost	Games For.	Games Agst.	Points For.	Points Agst.
1	RAMOS Fabiola	VEN		4-2	4-1	4-0	3	6	3	0	12	3	156	103
2	MEDINA Paula	COL	2-4		4-1	4-0	3	5	2	1	10	5	150	124
3	GAVILAN Sandy	PAR	1-4	1-4		4-1	3	4	1	2	6	9	123	136
4	MEDINA Zzwitjhallim	HON	0-4	0-4	1-4		3	3	0	3	1	12	74	140

Group J

Rank	Name	NOC	CAN	CHI	ESA	COL	Mat. Play	Points	Mat. Won	Mat. Lost	Games For.	Games Agst.	Points For.	Points Agst.
1	LONG Judy	CAN		4-0	4-0	4-0	3	6	3	0	12	0	133	62
2	RODRIGUEZ Berta	CHI	0-4		4-0	4-1	3	5	2	1	8	5	122	99
3	RAMIREZ Sonia	ESA	0-4	0-4		4-3	3	4	1	2	4	11	117	162
4	ZULUAGA Luisa	COL	0-4	1-4	3-4		3	3	0	3	4	12	122	171

**Riocentro - Pavilion 4B**Riocentro Pabellón 4B
Riocentro Pavilhão 4B26 JUL 2007
12:45**TABLE TENNIS**

TENIS DE MESA / TÊNIS DE MESA

Women's Singles

Mujeres Individual / Feminino Individual

2nd Round

2ª Ronda / 2ª Rodada

Match Results

Resultados del partido / Resultados da partida

RODRIGUEZ Berta (CHI) 4-2 EZZEDDINE Ruaida (VEN)

Game Summary		Match	Game 1	Game 2	Game 3	Game 4	Game 5	Game 6	Game 7
RODRIGUEZ Berta	CHI	4	11	11	11	9	6	11	
EZZEDDINE Ruaida	VEN	2	7	7	6	11	11	4	
Duration		30min	0min	0min	0min	1min	1min	1min	

Match No.: WS58 Table: 4

Umpires: BORGES Fernando (BRA) GOMES Jaime (BRA)

Legend:
WS Women's Singles

**Riocentro - Pavilion 4B**Riocentro Pabellón 4B
Riocentro Pavilhão 4B26 JUL 2007
12:45**TABLE TENNIS**

TENIS DE MESA / TÊNIS DE MESA

Women's Singles

Mujeres Individual / Feminino Individual

2nd Round

2ª Ronda / 2ª Rodada

Match Results

Resultados del partido / Resultados da partida

ZHANG Mo (CAN) 4-0 SAKO Karin (BRA)

Game Summary		Match	Game 1	Game 2	Game 3	Game 4	Game 5	Game 6	Game 7
ZHANG Mo	CAN	4	11	11	13	12			
SAKO Karin	BRA	0	7	2	11	10			
Duration		24min	1min	1min	1min	1min			

Match No.: WS57 Table: 3

Umpires: KEUNG Joseph (USA)

LEVISMAN Gabriel (ARG)

Legend:
WS Women's Singles

**Riocentro - Pavilion 4B**Riocentro Pabellón 4B
Riocentro Pavilhão 4B26 JUL 2007
12:45**TABLE TENNIS**

TENIS DE MESA / TÊNIS DE MESA

Women's Singles

Mujeres Individual / Feminino Individual

2nd Round

2ª Ronda / 2ª Rodada

Match Results

Resultados del partido / Resultados da partida

MEDINA Paula (COL) 4-0 GONZALEZ Glendys (CUB)

Game Summary		Match	Game 1	Game 2	Game 3	Game 4	Game 5	Game 6	Game 7
MEDINA Paula	COL	4	11	11	11	11			
GONZALEZ Glendys	CUB	0	5	4	8	8			
Duration		19min	0min	1min	1min	1min			

Match No.: WS56 Table: 2

Umpires: PUTTI Alcidino (BRA)

SCHINDLER Maximiano (BRA)

Legend:

WS Women's Singles

**Riocentro - Pavilion 4B**Riocentro Pabellón 4B
Riocentro Pavilhão 4B26 JUL 2007
12:45**TABLE TENNIS**

TENIS DE MESA / TÊNIS DE MESA

Women's Singles

Mujeres Individual / Feminino Individual

2nd Round

2ª Ronda / 2ª Rodada

Match Results

Resultados del partido / Resultados da partida

YAÑEZ Melita (CHI) 4-2 PEREZ Luisana (VEN)

Game Summary		Match	Game 1	Game 2	Game 3	Game 4	Game 5	Game 6	Game 7
YAÑEZ Melita	CHI	4	11	6	13	12	11	11	
PEREZ Luisana	VEN	2	8	11	15	10	8	2	
Duration		30min	0min	0min	1min	1min	1min	0min	

Match No.: WS55 Table: 1

Umpires: COYADAN Guillermo (CHI) BONFIM Ediomar (BRA)

Legend:

WS Women's Singles

**Riocentro - Pavilion 4B**Riocentro Pabellón 4B
Riocentro Pavilhão 4B26 JUL 2007
13:30**TABLE TENNIS**

TENIS DE MESA / TÊNIS DE MESA

Women's Singles

Mujeres Individual / Feminino Individual

3rd Round

3ª Ronda / 3ª Rodada

Match Results

Resultados del partido / Resultados da partida

WANG Chen (USA) 4-0 RODRIGUEZ Berta (CHI)

Game Summary		Match	Game 1	Game 2	Game 3	Game 4	Game 5	Game 6	Game 7
WANG Chen	USA	4	11	11	11	11			
RODRIGUEZ Berta	CHI	0	3	6	3	7			
Duration		18min	0min	1min	0min	0min			

Match No.: WS66 Table: 8

Umpires: CAPPELLARI Alfeo (BRA) LASARO Ivam (BRA)

Legend:
WS Women's Singles

**Riocentro - Pavilion 4B**Riocentro Pabellón 4B
Riocentro Pavilhão 4B26 JUL 2007
13:30**TABLE TENNIS**

TENIS DE MESA / TÊNIS DE MESA

Women's Singles

Mujeres Individual / Feminino Individual

3rd Round

3ª Ronda / 3ª Rodada

Match Results

Resultados del partido / Resultados da partida

XU Chris (CAN) 4-1 MEDINA Iizzwa (HON)

Game Summary		Match	Game 1	Game 2	Game 3	Game 4	Game 5	Game 6	Game 7
XU Chris	CAN	4	11	11	11	5	11		
MEDINA Iizzwa	HON	1	7	6	5	11	1		
Duration		31min	1min	1min	2min	2min	1min		

Match No.: WS65 Table: 7

Umpires: BAUR Helton (BRA)

SALVETTI Amarildo (BRA)

Legend:

WS Women's Singles

**Riocentro - Pavilion 4B**Riocentro Pabellón 4B
Riocentro Pavilhão 4B26 JUL 2007
13:30**TABLE TENNIS**

TENIS DE MESA / TÊNIS DE MESA

Women's Singles

Mujeres Individual / Feminino Individual

3rd Round

3ª Ronda / 3ª Rodada

Match Results

Resultados del partido / Resultados da partida

BANH Tawny (USA) 4-1 RAMOS Fabiola (VEN)

Game Summary		Match	Game 1	Game 2	Game 3	Game 4	Game 5	Game 6	Game 7
BANH Tawny	USA	4	11	11	9	11	11		
RAMOS Fabiola	VEN	1	9	6	11	7	6		
Duration		24min	1min	0min	1min	0min	0min		

Match No.: WS64 Table: 6

Umpires: ULUMAR Jorge (BRA) SOEIRO Ronald (BRA)

Legend:
WS Women's Singles



Match Results

Resultados del partido / Resultados da partida

WU Xue (DOM) 4-0 ZHANG Mo (CAN)

Game Summary		Match	Game 1	Game 2	Game 3	Game 4	Game 5	Game 6	Game 7
WU Xue	DOM	4	11	11	11	11			
ZHANG Mo	CAN	0	8	4	5	7			
Duration		22min	1min	0min	1min	1min			

Match No.: WS63 Table: 5

Umpires: FERRER Maria (BRA) MIRANDA Edgar (CRC)

Legend:
 WS Women's Singles

**Riocentro - Pavilion 4B**Riocentro Pabellón 4B
Riocentro Pavilhão 4B26 JUL 2007
13:30**TABLE TENNIS**

TENIS DE MESA / TÊNIS DE MESA

Women's Singles

Mujeres Individual / Feminino Individual

3rd Round

3ª Ronda / 3ª Rodada

Match Results

Resultados del partido / Resultados da partida

MEDINA Paula (COL) 4-1 VEGA Paulina (CHI)

Game Summary		Match	Game 1	Game 2	Game 3	Game 4	Game 5	Game 6	Game 7
MEDINA Paula	COL	4	11	12	14	10	11		
VEGA Paulina	CHI	1	7	10	12	12	8		
Duration		28min	1min	1min	1min	1min	1min		

Match No.: WS62 Table: 4

Umpires: BORGES Fernando (BRA) GOMES Jaime (BRA)

Legend:
WS Women's Singles



Match Results

Resultados del partido / Resultados da partida

LONG Judy (CAN) 4-0 SILVA Ligia (BRA)

Game Summary		Match	Game 1	Game 2	Game 3	Game 4	Game 5	Game 6	Game 7
LONG Judy	CAN	4	12	11	12	11			
SILVA Ligia	BRA	0	10	7	10	4			
Duration		20min	1min	1min	1min	1min			

Match No.: WS61 Table: 3

Umpires: MUFAÑA Silvio (CUB) LEVISMÁN Gabriel (ARG)

Legend:
 WS Women's Singles

**Riocentro - Pavilion 4B**Riocentro Pabellón 4B
Riocentro Pavilhão 4B26 JUL 2007
13:30**TABLE TENNIS**

TENIS DE MESA / TÊNIS DE MESA

Women's Singles

Mujeres Individual / Feminino Individual

3rd Round

3ª Ronda / 3ª Rodada

Match Results

Resultados del partido / Resultados da partida

LIAN Qian (DOM) 4-3 CHUNG Rheann (TRI)

Game Summary		Match	Game 1	Game 2	Game 3	Game 4	Game 5	Game 6	Game 7
LIAN Qian	DOM	4	9	11	10	13	11	8	11
CHUNG Rheann	TRI	3	11	9	12	11	4	11	7
Duration		39min	1min	1min	1min	1min	0min	1min	1min

Match No.: WS60 Table: 2

Umpires: PUTTI Alcidino (BRA)

NISSEN Rubens (BRA)

Legend:
WS Women's Singles

**Riocentro - Pavilion 4B**Riocentro Pabellón 4B
Riocentro Pavilhão 4B26 JUL 2007
13:30**TABLE TENNIS**

TENIS DE MESA / TÊNIS DE MESA

Women's Singles

Mujeres Individual / Feminino Individual

3rd Round

3ª Ronda / 3ª Rodada

Match Results

Resultados del partido / Resultados da partida

GAO Jun (USA) 4-1 YAÑEZ Melita (CHI)

Game Summary		Match	Game 1	Game 2	Game 3	Game 4	Game 5	Game 6	Game 7
GAO Jun	USA	4	10	11	11	11	11		
YAÑEZ Melita	CHI	1	12	8	9	1	3		
Duration		25min	1min	1min	1min	0min	1min		

Match No.: WS59 Table: 1

Umpires: COYADAN Guillermo (CHI) BONFIM Ediomar (BRA)

Legend:
WS Women's Singles



Match Results

Resultados del partido / Resultados da partida

WANG Chen (USA) 4-0 XU Chris (CAN)

Game Summary		Match	Game 1	Game 2	Game 3	Game 4	Game 5	Game 6	Game 7
WANG Chen	USA	4	11	11	11	11			
XU Chris	CAN	0	4	5	4	5			
Duration		22min	1min	1min	1min	2min			

Match No.: WS70 Table: 1

Umpires: COYADAN Guillermo (CHI) CAPPELLARI Alfeo (BRA)

Legend:
 WS Women's Singles

**Riocentro - Pavilion 4B**Riocentro Pabellón 4B
Riocentro Pavilhão 4B26 JUL 2007
16:30**TABLE TENNIS**

TENIS DE MESA / TÊNIS DE MESA

Women's Singles

Mujeres Individual / Feminino Individual

Quarterfinals

Cuartos de finales / Quartas de final

Match Results

Resultados del partido / Resultados da partida

WU Xue (DOM) 4-3 BANH Tawny (USA)

Game Summary		Match	Game 1	Game 2	Game 3	Game 4	Game 5	Game 6	Game 7
WU Xue	DOM	4	11	11	12	11	11	13	11
BANH Tawny	USA	3	3	8	14	13	1	15	5
Duration		45min	0min	1min	1min	1min	0min	1min	0min

Match No.: WS69 Table: 1

Umpires: da SILVA Mariclea (BRA) MIRANDA Edgar (CRC)

Legend:
WS Women's Singles

**Riocentro - Pavilion 4B**Riocentro Pabellón 4B
Riocentro Pavilhão 4B26 JUL 2007
15:45**TABLE TENNIS**

TENIS DE MESA / TÊNIS DE MESA

Women's Singles

Mujeres Individual / Feminino Individual

Quarterfinals

Cuartos de finales / Quartas de final

Match Results

Resultados del partido / Resultados da partida

LONG Judy (CAN) 4-2 MEDINA Paula (COL)

Game Summary		Match	Game 1	Game 2	Game 3	Game 4	Game 5	Game 6	Game 7
LONG Judy	CAN	4	10	4	14	11	11	11	
MEDINA Paula	COL	2	12	11	12	9	7	7	
Duration		35min	1min	0min	1min	1min	1min	1min	

Match No.: WS68 Table: 1

Umpires: MUFAÑA Silvio (CUB) NISSEN Rubens (BRA)

Legend:
WS Women's Singles

**Riocentro - Pavilion 4B**Riocentro Pabellón 4B
Riocentro Pavilhão 4B26 JUL 2007
15:00**TABLE TENNIS**

TENIS DE MESA / TÊNIS DE MESA

Women's Singles

Mujeres Individual / Feminino Individual

Quarterfinals

Cuartos de finales / Quartas de final

Match Results

Resultados del partido / Resultados da partida

GAO Jun (USA) 4-0 LIAN Qian (DOM)

Game Summary		Match	Game 1	Game 2	Game 3	Game 4	Game 5	Game 6	Game 7
GAO Jun	USA	4	11	11	11	11			
LIAN Qian	DOM	0	1	7	4	5			
Duration		18min	0min	1min	1min	1min			

Match No.: WS67 Table: 1

Umpires: MIRANDA Edgar (CRC) GOMES Jaime (BRA)

Legend:
WS Women's Singles



Match Results

Resultados del partido / Resultados da partida

WU Xue (DOM) 4-3 WANG Chen (USA)

Game Summary		Match	Game 1	Game 2	Game 3	Game 4	Game 5	Game 6	Game 7
WU Xue	DOM	4	5	11	11	12	6	7	11
WANG Chen	USA	3	11	9	8	10	11	11	9
Duration		57min	0min	1min	1min	1min	0min	0min	1min

Match No.: WS72 Table: 1

Umpires: CAPPELLARI Alfeo (BRA) SCHINDLER Jovino (BRA)

Legend:
 WS Women's Singles

**Riocentro - Pavilion 4B**Riocentro Pabellón 4B
Riocentro Pavilhão 4B27 JUL 2007
11:30**TABLE TENNIS**

TENIS DE MESA / TÊNIS DE MESA

Women's Singles

Mujeres Individual / Feminino Individual

Semifinal

Semifinal / Semifinal

Match Results

Resultados del partido / Resultados da partida

GAO Jun (USA) 4-2 LONG Judy (CAN)

Game Summary		Match	Game 1	Game 2	Game 3	Game 4	Game 5	Game 6	Game 7
GAO Jun	USA	4	10	11	11	7	11	11	
LONG Judy	CAN	2	12	6	8	11	4	2	
Duration		37min	1min	1min	1min	1min	1min	0min	

Match No.: WS71 Table: 1

Umpires: GOMES Jaime (BRA)

SCHINDLER Maximiano (BRA)

Legend:**WS** Women's Singles

**Riocentro - Pavilion 4B**Riocentro Pabellón 4B
Riocentro Pavilhão 4B27 JUL 2007
14:30**TABLE TENNIS**

TENIS DE MESA / TÊNIS DE MESA

Women's Singles

Mujeres Individual / Feminino Individual

Final

Final / Final

Match Results

Resultados del partido / Resultados da partida

GAO Jun (USA) 4-2 WU Xue (DOM)

Game Summary		Match	Game 1	Game 2	Game 3	Game 4	Game 5	Game 6	Game 7
GAO Jun	USA	4	11	11	11	6	9	11	
WU Xue	DOM	2	6	8	7	11	11	5	
Duration		45min	0min	1min	1min	1min	1min	1min	

Match No.: WS73 Table: 1

Umpires: FERRER Maria (BRA) PUTTI Alcidino (BRA)

Legend:
WS Women's Singles

Results

Resultados / Resultados

2nd Round	NOC Code	3rd Round	Quarterfinal	Semifinal	Final
		GAO J. USA			
YAÑEZ Melita	CHI	YAÑEZ M	GAO J. 4-1 (10:12 11:8 11:9 11:1 11:3)		
PEREZ Luisana	VEN	CHUNG R		GAO J. 4-0 (11:1 11:7 11:4 11:5)	
		LIAN Q. DOM	LIAN Q. 4-3 (9:11 11:9 10:12 13:11 11:4 8:11 11:7)		
		SILVA L. BRA			GAO J. 4-2 (10:12 11:6 11:8 7:11 11:4 11:2)
		LONG J. CAN	LONG J. 4-0 (12:10 11:7 12:10 11:4)		
GONZALEZ Glendys	CUB	MEDINA P		LONG J. 4-2 (10:12 4:11 14:12 11:9 11:7 11:7)	
MEDINA Paula	COL	VEGA P. CHI	MEDINA P. 4-0 (11:5 11:4 11:8 11:8)		
			4-1 (11:7 12:10 14:12 10:12 11:8)		GOLD
		WU X. DOM			GAO J. 4-2 (11:6 11:8 11:7 6:11 9:11 11:5)
ZHANG Mo	CAN	ZHANG M	WU X. 4-0 (11:8 11:4 11:5 11:7)		
SAKO Karin	BRA	RAMOS F. VEN		WU X. 4-3 (11:3 11:8 12:14 11:13 11:1 13:15 11:5)	
		BANH T. USA	BANH T. 4-1 (11:9 11:6 9:11 11:7 11:6)		
		XU C. CAN			WU X. 4-3 (5:11 11:9 11:8 12:10 6:11 7:11 11:9)
		MEDINA I. HON	XU C. 4-1 (11:7 11:6 11:5 5:11 11:1)		SILVER
EZZEDDINE Ruaida	VEN	RODRIGUEZ B		WANG C. 4-0 (11:4 11:5 11:4 11:5)	
RODRIGUEZ Berta	CHI	WANG C. USA	RODRIGUEZ B. 4-2 (11:7 11:7 11:6 9:11 6:11 11:4)		WU X.
			WANG C. 4-0 (11:3 11:6 11:3 11:7)		

Entry List by Event

Lista de Inscripciones por Evento / Lista de Inscrições por Evento

As of 22 JUL 2007

NOC	Name	Date of Birth
ARG - Argentina	ALTO Gaston	06 JUL 1985
	LIU Song	12 MAY 1972
	TABACHNIK Pablo	20 NOV 1977
BRA - Brazil	MONTEIRO Thiago	15 JUN 1981
	HOYAMA Hugo	05 SEP 1969
	TSUBOI Gustavo	01 JUN 1985
CAN - Canada	HINSE Pierre-Luc	07 SEP 1987
	SHEN Qiang	11 MAY 1990
	PETER-PAUL Pradeeban	17 MAY 1977
CHI - Chile	SALAMANCA Juan	06 MAR 1967
	PAPIC Juan	22 DEC 1970
	LEVIS Bruno	22 OCT 1988
CUB - Cuba	GONGORA Dimeys	14 JUL 1980
	OXAMENDY Pavel	05 FEB 1977
	PEREIRA Andy	01 SEP 1989
DOM - Dominican Republic	SANTOS Emil	16 APR 1990
	VILA Juan	21 APR 1990
	LIN Ju	01 SEP 1979
GUA - Guatemala	RAMIREZ Jose Miguel	26 MAR 1983
	FLORES Omar	06 DEC 1969
	GATICA Hector	03 OCT 1984
MEX - Mexico	MUÑOZ Guillermo	15 NOV 1964
	MENDEZ Rafael	10 JUN 1981
	MADRID Marcos	06 SEP 1986
PAR - Paraguay	AGUIRRE Marcelo	21 JAN 1993
	GAVILAN Axel	22 OCT 1994
	MIERES Juan	28 MAR 1987
PUR - Puerto Rico	RIVERA Elvin	20 MAY 1989
	BERRIOS Hector	23 JUN 1986
	GRACIA Carlos	19 JUN 1990
USA - United States of America	HAZINSKI Mark	20 APR 1985
	OWENS Eric	30 SEP 1975
	XIAO Han	19 DEC 1986



Riocentro - Pavilion 4B
Riocentro Pabellón 4B
Riocentro Pavilhão 4B

TABLE TENNIS
TENIS DE MESA / TÊNIS DE MESA

Men's Team
Hombres Equipo / Masculino Equipe

Entry List by Event

Lista de Inscripciones por Evento / Lista de Inscrições por Evento

As of 22 JUL 2007

NOC	Name	Date of Birth
VEN - Venezuela	NAVAS Marco	23 MAY 1986
	MUJICA Henry	29 MAY 1978
	PINO Jonathan	18 JUN 1986

Contest Results

Resultados / Resultados

 CHILE (CHI) **0-3** ARGENTINA (ARG)

Contest No.: MT8 Table: 4 Umpires: SALVETTI Amarildo (BRA) da SILVA Miraclea (BRA)

Match 1			Match	Game 1	Game 2	Game 3	Game 4	Game 5
A	PAPIC Juan	CHI	0	8	10	2		
X	LIU Song	ARG	3	11	12	11		
Duration of Match 1			16min	1min	1min	1min		
Match 2			Match	Game 1	Game 2	Game 3	Game 4	Game 5
B	SALAMANCA Juan	CHI	1	11	6	11	6	
Y	ALTO Gaston	ARG	3	13	11	8	11	
Duration of Match 2			26min	2min	1min	1min	1min	
Match 3			Match	Game 1	Game 2	Game 3	Game 4	Game 5
C/B	LEVIS/SALAMANCA	CHI	0	9	7	7		
Z/Y	TABACHNIK/ALTO	ARG	3	11	11	11		
Duration of Match 3			18min	1min	1min	1min		
Duration of Contest			1h 01min					

Legend:

MT Men's Team

Contest Results

Resultados / Resultados

ARGENTINA (ARG) 3-1 PARAGUAY (PAR)

Contest No.: MT4 Table: 4 Umpires:

Match 1			Match	Game 1	Game 2	Game 3	Game 4	Game 5
A	LIU Song	ARG	3	11	11	11		
X	MIERES Juan	PAR	0	6	5	3		
Duration of Match 1			51min	1min	1min	1min		

Match 2			Match	Game 1	Game 2	Game 3	Game 4	Game 5
B	TABACHNIK Pablo	ARG	1	11	8	5	10	
Y	AGUIRRE Marcelo	PAR	3	6	11	11	12	
Duration of Match 2			19min	1min	1min	1min	1min	

Match 3			Match	Game 1	Game 2	Game 3	Game 4	Game 5
C/B	ALTO/TABACHNIK	ARG	3	11	11	11	13	
Z/Y	GAVILAN/AGUIRRE	PAR	1	3	7	13	11	
Duration of Match 3			20min	0min	1min	1min	1min	

Match 4			Match	Game 1	Game 2	Game 3	Game 4	Game 5
A	LIU Song	ARG	3	11	11	11		
Z	GAVILAN Axel	PAR	0	3	4	7		
Duration of Match 4			10min	0min	0min	0min		

Duration of Contest	1h 41min
---------------------	-----------------

Legend:

MT Men's Team

Contest Results

Resultados / Resultados

CUBA (CUB) 3-1 PUERTO RICO (PUR)

Contest No.: MT11 Table: 7 Umpires: LEVISMAN Gabriel (ARG) NISSEN Rubens (BRA)

Match 1			Match	Game 1	Game 2	Game 3	Game 4	Game 5
A	PEREIRA Andy	CUB	3	11	11	8	11	
X	RIVERA Elvin	PUR	1	5	5	11	6	
Duration of Match 1			18min	0min	0min	0min	0min	

Match 2			Match	Game 1	Game 2	Game 3	Game 4	Game 5
B	OXAMENDY Pavel	CUB	1	9	9	11	12	
Y	BERRIOS Hector	PUR	3	11	11	5	14	
Duration of Match 2			26min	1min	1min	0min	1min	

Match 3			Match	Game 1	Game 2	Game 3	Game 4	Game 5
C/A	GONGORA/PEREIRA	CUB	3	11	10	11	11	
Z/X	GRACIA/RIVERA	PUR	1	6	12	5	7	
Duration of Match 3			19min	0min	0min	0min	1min	

Match 4			Match	Game 1	Game 2	Game 3	Game 4	Game 5
B	OXAMENDY Pavel	CUB	3	11	11	11		
Z	GRACIA Carlos	PUR	0	4	3	2		
Duration of Match 4			10min	0min	0min	0min		

Duration of Contest	1h 14min
---------------------	-----------------

Legend:

MT Men's Team

Contest Results

Resultados / Resultados

CANADA (CAN) 3-0 CUBA (CUB)

Contest No.: MT7

Table: 3

Umpires: ULUMAR Jorge (BRA)

GOMES Jaime (BRA)

Match 1			Match	Game 1	Game 2	Game 3	Game 4	Game 5
A	PETER-PAUL Pradeeban	CAN	3	11	11	11		
X	OXAMENDY Pavel	CUB	0	3	3	1		
Duration of Match 1			13min	0min	0min	0min		
Match 2			Match	Game 1	Game 2	Game 3	Game 4	Game 5
B	SHEN Qiang	CAN	3	13	11	11		
Y	GONGORA Dimeys	CUB	0	11	6	9		
Duration of Match 2			16min	1min	0min	1min		
Match 3			Match	Game 1	Game 2	Game 3	Game 4	Game 5
C/B	HINSE/SHEN	CAN	3	13	11	11		
Z/Y	PEREIRA/GONGORA	CUB	0	11	8	5		
Duration of Match 3			16min	1min	0min	0min		
Duration of Contest			47min					

Legend:

MT Men's Team

Contest Results

Resultados / Resultados

PUERTO RICO (PUR) **0-3** CANADA (CAN)

Contest No.: MT3 Table: 3 Umpires:

Match 1			Match	Game 1	Game 2	Game 3	Game 4	Game 5
A	RIVERA Elvin	PUR	0	8	8	5		
X	SHEN Qiang	CAN	3	11	11	11		
Duration of Match 1			26min	1min	1min	0min		
Match 2			Match	Game 1	Game 2	Game 3	Game 4	Game 5
B	BERRIOS Hector	PUR	0	10	7	11		
Y	HINSE Pierre-Luc	CAN	3	12	11	13		
Duration of Match 2			20min	1min	1min	1min		
Match 3			Match	Game 1	Game 2	Game 3	Game 4	Game 5
C/A	GRACIA/RIVERA	PUR	0	14	9	4		
Z/Y	PETER-PAUL/HINSE	CAN	3	16	11	11		
Duration of Match 3			8min	1min	1min	1min		
Duration of Contest			1h 03min					

Legend:
 MT Men's Team

Contest Results

Resultados / Resultados

DOMINICAN REPUBLIC (DOM) 3-1 GUATEMALA (GUA)

Contest No.: MT10 Table: 6 Umpires: GOMES Jaime (BRA) SCHINDLER Maximiano (BRA)

Match 1			Match	Game 1	Game 2	Game 3	Game 4	Game 5
A	VILA Juan	DOM	0	7	4	8		
X	RAMIREZ Jose Miguel	GUA	3	11	11	11		
Duration of Match 1			18min	1min	0min	1min		

Match 2			Match	Game 1	Game 2	Game 3	Game 4	Game 5
B	LIN Ju	DOM	3	11	11	11		
Y	FLORES Omar	GUA	0	5	8	6		
Duration of Match 2			12min	0min	1min	1min		

Match 3			Match	Game 1	Game 2	Game 3	Game 4	Game 5
C/A	SANTOS/VILA	DOM	3	11	10	15	11	
Z/Y	GATICA/FLORES	GUA	1	7	12	13	6	
Duration of Match 3			26min	1min	1min	1min	0min	

Match 4			Match	Game 1	Game 2	Game 3	Game 4	Game 5
B	LIN Ju	DOM	3	11	11	11		
Z	GATICA Hector	GUA	0	5	4	4		
Duration of Match 4			10min	0min	0min	0min		

Duration of Contest	1h 07min
---------------------	-----------------

Legend:

MT Men's Team

Contest Results

Resultados / Resultados

UNITED STATES of AMERICA (USA) 3-1 DOMINICAN REPUBLIC (DOM)

Contest No.: MT6 Table: 2 Umpires: BORGES Fernando (BRA) LASARO Ivam (BRA)

Match 1			Match	Game 1	Game 2	Game 3	Game 4	Game 5
A	OWENS Eric	USA	0	10	6	8		
X	LIN Ju	DOM	3	12	11	11		
Duration of Match 1								

Match 2			Match	Game 1	Game 2	Game 3	Game 4	Game 5
B	HAZINSKI Mark	USA	3	7	11	11	8	11
Y	VILA Juan	DOM	2	11	7	8	11	4
Duration of Match 2								

Match 3			Match	Game 1	Game 2	Game 3	Game 4	Game 5
C/A	XIAO/OWENS	USA	3	11	11	12	11	
Y/Z	VILA/SANTOS	DOM	1	6	4	14	6	
Duration of Match 3								

Match 4			Match	Game 1	Game 2	Game 3	Game 4	Game 5
B	HAZINSKI Mark	USA	3	11	11	11		
Z	SANTOS Emil	DOM	0	8	4	9		
Duration of Match 4								

Duration of Contest	
---------------------	--

Legend:
 MT Men's Team

Contest Results

Resultados / Resultados

UNITED STATES of AMERICA (USA) 3-0 GUATEMALA (GUA)

Contest No.: MT2 Table: 2 Umpires:

Match 1			Match	Game 1	Game 2	Game 3	Game 4	Game 5	
A	OWENS Eric	USA	3	6	7	11	11	11	
X	RAMIREZ Jose Miguel	GUA	2	11	11	8	7	9	
Duration of Match 1			34min	0min	0min	0min	1min	1min	
Match 2			Match	Game 1	Game 2	Game 3	Game 4	Game 5	
B	HAZINSKI Mark	USA	3	11	11	11			
Z	GATICA Hector	GUA	0	7	5	4			
Duration of Match 2			13min	0min	0min	0min			
Match 3			Match	Game 1	Game 2	Game 3	Game 4	Game 5	
C/A	XIAO/OWENS	USA	3	9	11	11	11		
Y/Z	FLORES/GATICA	GUA	1	11	3	7	9		
Duration of Match 3			13min	1min	0min	0min	0min		
Duration of Contest								1h 10min	

Legend:

MT Men's Team

Contest Results

Resultados / Resultados

MEXICO (MEX) 3-0 VENEZUELA (VEN)

Contest No.: MT9

Table: 5

Umpires: KEUNG Joseph (USA)

BORGES Fernando (BRA)

Match 1			Match	Game 1	Game 2	Game 3	Game 4	Game 5
A	MADRID Marcos	MEX	3	8	11	7	11	11
X	PINO Jonathan	VEN	2	11	9	11	3	6
Duration of Match 1			25min	1min	1min	1min	0min	1min
Match 2			Match	Game 1	Game 2	Game 3	Game 4	Game 5
B	MUÑOZ Guillermo	MEX	3	11	11	8	11	
Y	MUJICA Henry	VEN	1	8	6	11	9	
Duration of Match 2			27min	1min	1min	1min	1min	
Match 3			Match	Game 1	Game 2	Game 3	Game 4	Game 5
C/B	MENDEZ/MUÑOZ	MEX	3	11	11	11		
Z/X	NAVAS/PINO	VEN	0	7	8	7		
Duration of Match 3			15min	0min	1min	0min		
Duration of Contest				1h 08min				

Legend:

MT Men's Team

Contest Results

Resultados / Resultados

 MEXICO (MEX) **0-3** BRAZIL (BRA)

Contest No.: MT5 Table: 1 Umpires: COYADAN Guillermo (CHI) MUFAÑA Silvio (CUB)

Match 1			Match	Game 1	Game 2	Game 3	Game 4	Game 5
A	MADRID Marcos	MEX	1	5	8	11	4	
X	HOYAMA Hugo	BRA	3	11	11	5	11	
Duration of Match 1			18min	1min	1min	1min	1min	
Match 2			Match	Game 1	Game 2	Game 3	Game 4	Game 5
B	MUÑOZ Guillermo	MEX	0	8	3	6		
Y	TSUBOI Gustavo	BRA	3	11	11	11		
Duration of Match 2			18min	2min	0min	1min		
Match 3			Match	Game 1	Game 2	Game 3	Game 4	Game 5
C/B	MENDEZ/MUÑOZ	MEX	0	4	3	6		
Z/Y	MONTEIRO/TSUBOI	BRA	3	11	11	11		
Duration of Match 3			11min	1min	0min	1min		
Duration of Contest				49min				

Legend:

MT Men's Team

Contest Results

Resultados / Resultados

BRAZIL (BRA) 3-0 VENEZUELA (VEN)

Contest No.: MT1 Table: 1 Umpires:

Match 1			Match	Game 1	Game 2	Game 3	Game 4	Game 5
A	MONTEIRO Thiago	BRA	3	11	11	11		
X	PINO Jonathan	VEN	0	4	8	8		
Duration of Match 1			12min	1min	1min	1min		
Match 2			Match	Game 1	Game 2	Game 3	Game 4	Game 5
B	HOYAMA Hugo	BRA	3	11	13	11	11	
Y	MUJICA Henry	VEN	1	4	15	4	4	
Duration of Match 2			20min	1min	3min	1min	1min	
Match 3			Match	Game 1	Game 2	Game 3	Game 4	Game 5
C/A	TSUBOI/MONTEIRO	BRA	3	11	11	11		
Z/X	NAVAS/PINO	VEN	0	3	3	1		
Duration of Match 3			8min	1min	1min	1min		
Duration of Contest			41min					

Legend:

MT Men's Team

Contest Results

Resultados / Resultados

CHILE (CHI) 3-0 PARAGUAY (PAR)

Contest No.: MT12

Table: 8

Umpires: ULUMAR Jorge (BRA)

MUFAÑA Silvio (CUB)

Match 1			Match	Game 1	Game 2	Game 3	Game 4	Game 5
A	SALAMANCA Juan	CHI	3	11	11	11		
X	MIERES Juan	PAR	0	3	6	7		
Duration of Match 1			12min	0min	1min	1min		
Match 2			Match	Game 1	Game 2	Game 3	Game 4	Game 5
B	PAPIC Juan	CHI	3	11	11	7	9	11
Y	AGUIRRE Marcelo	PAR	2	9	6	11	11	9
Duration of Match 2			28min	1min	1min	1min	1min	1min
Match 3			Match	Game 1	Game 2	Game 3	Game 4	Game 5
C/A	LEVIS/SALAMANCA	CHI	3	12	11	11		
Z/Y	GAVILAN/AGUIRRE	PAR	0	10	6	9		
Duration of Match 3			15min	1min	1min	1min		
Duration of Contest				56min				

Legend:

MT Men's Team

Table of Pools: Results

Tabla de Grupos: Resultados / Tabela de Grupos: Resultados

Group A

Rank	Team	NOC	BRA	MEX	VEN	Mat. Play	Points	Mat. Won	Mat. Lost	Games For.	Games Agst.	Points For.	Points Agst.
1	BRAZIL	BRA		3-0	3-0	2	4	2	0	18	2	216	112
2	MEXICO	MEX	0-3		3-0	2	3	1	1	10	12	180	200
3	VENEZUELA	VEN	0-3	0-3		2	2	0	2	4	18	150	234

Group B

Rank	Team	NOC	USA	DOM	GUA	Mat. Play	Points	Mat. Won	Mat. Lost	Games For.	Games Agst.	Points For.	Points Agst.
1	UNITED STATES of AMERICA	USA		3-1	3-0	2	4	2	0	18	9	271	218
2	DOMINICAN REPUBLIC	DOM	1-3		3-1	2	3	1	1	15	13	258	253
3	GUATEMALA	GUA	0-3	1-3		2	2	0	2	7	18	195	253

Group C

Rank	Team	NOC	CAN	CUB	PUR	Mat. Play	Points	Mat. Won	Mat. Lost	Games For.	Games Agst.	Points For.	Points Agst.
1	CANADA	CAN		3-0	3-0	2	4	2	0	18	0	210	133
2	CUBA	CUB	0-3		3-1	2	3	1	1	10	14	215	210
3	PUERTO RICO	PUR	0-3	1-3		2	2	0	2	5	19	183	265

Group D

Rank	Team	NOC	ARG	CHI	PAR	Mat. Play	Points	Mat. Won	Mat. Lost	Games For.	Games Agst.	Points For.	Points Agst.
1	ARGENTINA	ARG		3-0	3-1	2	4	2	0	19	5	256	179
2	CHILE	CHI	0-3		3-0	2	3	1	1	10	11	193	197
3	PARAGUAY	PAR	1-3	0-3		2	2	0	2	6	19	189	262

Contest Results

Resultados / Resultados

 MEXICO (MEX) **1-3** UNITED STATES of AMERICA (USA)

Contest No.: MT16 Table: 4 Umpires: DEMÁRIO Leonor (BRA) LASARO Ivam (BRA)

Match 1			Match	Game 1	Game 2	Game 3	Game 4	Game 5
A	MADRID Marcos	MEX	3	11	11	8	9	11
X	OWENS Eric	USA	2	5	9	11	11	4
Duration of Match 1			26min	0min	1min	0min	1min	0min

Match 2			Match	Game 1	Game 2	Game 3	Game 4	Game 5
B	MUÑOZ Guillermo	MEX	0	4	9	6		
Y	HAZINSKI Mark	USA	3	11	11	11		
Duration of Match 2			15min	0min	1min	0min		

Match 3			Match	Game 1	Game 2	Game 3	Game 4	Game 5
C/B	MENDEZ/MUÑOZ	MEX	1	15	8	8	5	
Z/X	XIAO/OWENS	USA	3	13	11	11	11	
Duration of Match 3			25min	1min	1min	1min	1min	

Match 4			Match	Game 1	Game 2	Game 3	Game 4	Game 5
A	MADRID Marcos	MEX	0	3	8	8		
Z	XIAO Han	USA	3	11	11	11		
Duration of Match 4			15min	1min	1min	1min		

Duration of Contest	1h 22min
---------------------	-----------------

Legend:

MT Men's Team

Contest Results

Resultados / Resultados

CUBA (CUB) **1-3** ARGENTINA (ARG)

Contest No.: MT15 Table: 3 Umpires: CAPPELLARI Alfeo (BRA) SCHINDLER Jovino (BRA)

Match 1			Match	Game 1	Game 2	Game 3	Game 4	Game 5
A	OXAMENDY Pavel	CUB	0	9	7	5		
X	LIU Song	ARG	3	11	11	11		
Duration of Match 1			16min	1min	1min	1min		

Match 2			Match	Game 1	Game 2	Game 3	Game 4	Game 5
B	GONGORA Dimeys	CUB	0	6	1	4		
Y	TABACHNIK Pablo	ARG	3	11	11	11		
Duration of Match 2			12min	0min	0min	0min		

Match 3			Match	Game 1	Game 2	Game 3	Game 4	Game 5
C/B	PEREIRA/GONGORA	CUB	3	9	9	11	12	11
Z/Y	ALTO/TABACHNIK	ARG	2	11	11	4	10	4
Duration of Match 3			29min	1min	1min	0min	1min	0min

Match 4			Match	Game 1	Game 2	Game 3	Game 4	Game 5
A	OXAMENDY Pavel	CUB	1	4	7	11	12	
Z	ALTO Gaston	ARG	3	11	11	9	14	
Duration of Match 4			24min	1min	1min	1min	1min	

Duration of Contest	1h 22min
---------------------	-----------------

Legend:

MT Men's Team

Contest Results

Resultados / Resultados

CANADA (CAN) 3-1 CHILE (CHI)

Contest No.: MT14

Table: 2

Umpires: KEUNG Joseph (USA)

MIRANDA Edgar (CRC)

Match 1			Match	Game 1	Game 2	Game 3	Game 4	Game 5
A	PETER-PAUL Pradeeban	CAN	3	13	12	11		
X	LEVIS Bruno	CHI	0	11	10	4		
Duration of Match 1			21min	1min	1min	0min		
Match 2			Match	Game 1	Game 2	Game 3	Game 4	Game 5
B	SHEN Qiang	CAN	3	11	14	12		
Y	PAPIC Juan	CHI	0	8	12	10		
Duration of Match 2			19min	0min	1min	1min		
Match 3			Match	Game 1	Game 2	Game 3	Game 4	Game 5
C/B	HINSE/SHEN	CAN	1	12	8	8	10	
Z/X	SALAMANCA/LEVIS	CHI	3	10	11	11	12	
Duration of Match 3			26min	1min	1min	1min	1min	
Match 4			Match	Game 1	Game 2	Game 3	Game 4	Game 5
A	PETER-PAUL Pradeeban	CAN	3	8	8	11	11	11
Z	SALAMANCA Juan	CHI	2	11	11	5	6	4
Duration of Match 4			25min	1min	1min	1min	1min	1min
Duration of Contest			1h 41min					

Legend:

MT Men's Team

Contest Results

Resultados / Resultados

BRAZIL (BRA) 3-1 DOMINICAN REPUBLIC (DOM)

Contest No.: MT13 Table: 1 Umpires: COYADAN Guillermo (CHI) MUFAÑA Silvio (CUB)

Match 1			Match	Game 1	Game 2	Game 3	Game 4	Game 5
A	MONTEIRO Thiago	BRA	3	11	11	11		
X	VILA Juan	DOM	0	7	6	8		
Duration of Match 1			14min	1min	1min	1min		

Match 2			Match	Game 1	Game 2	Game 3	Game 4	Game 5
B	HOYAMA Hugo	BRA	0	6	3	7		
Y	LIN Ju	DOM	3	11	11	11		
Duration of Match 2			14min	0min	0min	1min		

Match 3			Match	Game 1	Game 2	Game 3	Game 4	Game 5
C/A	TSUBOI/MONTEIRO	BRA	3	10	11	11	11	
Z/X	SANTOS/VILA	DOM	1	12	4	3	8	
Duration of Match 3			21min	0min	0min	0min	1min	

Match 4			Match	Game 1	Game 2	Game 3	Game 4	Game 5
B	HOYAMA Hugo	BRA	3	3	11	11	19	
Z	SANTOS Emil	DOM	1	11	3	6	17	
Duration of Match 4			20min	0min	0min	0min	2min	

Duration of Contest	1h 13min
---------------------	-----------------

Legend:

MT Men's Team

Contest Results

Resultados / Resultados

UNITED STATES of AMERICA (USA) **2-3** ARGENTINA (ARG)

Contest No.: MT18 Table: 2 Umpires: PUTTI Alcicino (BRA) BONFIM Ediomar (BRA)

Match 1			Match	Game 1	Game 2	Game 3	Game 4	Game 5
A	OWENS Eric	USA	2	15	6	11	7	12
X	TABACHNIK Pablo	ARG	3	13	11	7	11	14
Duration of Match 1			37min	1min	0min	0min	0min	1min

Match 2			Match	Game 1	Game 2	Game 3	Game 4	Game 5
B	HAZINSKI Mark	USA	0	7	7	7		
Y	LIU Song	ARG	3	11	11	11		
Duration of Match 2			15min	1min	1min	0min		

Match 3			Match	Game 1	Game 2	Game 3	Game 4	Game 5
C/A	XIAO/OWENS	USA	3	11	11	12	5	11
Z/X	ALTO/TABACHNIK	ARG	2	13	5	10	11	5
Duration of Match 3			27min	1min	0min	1min	0min	0min

Match 4			Match	Game 1	Game 2	Game 3	Game 4	Game 5
B	HAZINSKI Mark	USA	3	11	4	11	11	
Z	ALTO Gaston	ARG	1	9	11	8	5	
Duration of Match 4			22min	1min	0min	1min	1min	

Match 5			Match	Game 1	Game 2	Game 3	Game 4	Game 5
C	XIAO Han	USA	1	14	10	14	6	
Y	LIU Song	ARG	3	12	12	16	11	
Duration of Match 5			28min	1min	1min	1min	0min	

Duration of Contest	2h 11min
---------------------	-----------------

Legend:
 MT Men's Team

Contest Results

Resultados / Resultados

BRAZIL (BRA) 3-1 CANADA (CAN)

Contest No.: MT17

Table: 1

Umpires: KEUNG Joseph (USA)

MIRANDA Edgar (CRC)

Match 1			Match	Game 1	Game 2	Game 3	Game 4	Game 5
A	MONTEIRO Thiago	BRA	3	11	11	11		
X	SHEN Qiang	CAN	0	7	9	3		
Duration of Match 1			17min	1min	1min	1min		

Match 2			Match	Game 1	Game 2	Game 3	Game 4	Game 5
B	HOYAMA Hugo	BRA	2	11	11	11	11	7
Y	PETER-PAUL Pradeeban	CAN	3	6	13	13	8	11
Duration of Match 2			33min	1min	1min	1min	1min	1min

Match 3			Match	Game 1	Game 2	Game 3	Game 4	Game 5
C/A	TSUBOI/MONTEIRO	BRA	3	11	11	11		
Z/X	HINSE/SHEN	CAN	0	9	6	7		
Duration of Match 3			17min	1min	1min	1min		

Match 4			Match	Game 1	Game 2	Game 3	Game 4	Game 5
B	HOYAMA Hugo	BRA	3	14	11	11		
Z	HINSE Pierre-Luc	CAN	0	12	3	6		
Duration of Match 4			18min	1min	1min	1min		

Duration of Contest	1h 26min
---------------------	-----------------

Legend:

MT Men's Team

Contest Results

Resultados / Resultados

BRAZIL (BRA) 3-1 ARGENTINA (ARG)

Contest No.: MT19

Table: 1

Umpires: KEUNG Joseph (USA)

MIRANDA Edgar (CRC)

Match 1		Match	Game 1	Game 2	Game 3	Game 4	Game 5
A	HOYAMA Hugo	BRA	0	5	6	5	
X	LIU Song	ARG	3	11	11	11	
Duration of Match 1			14min	0min	1min	0min	

Match 2		Match	Game 1	Game 2	Game 3	Game 4	Game 5
B	MONTEIRO Thiago	BRA	3	11	9	11	11
Y	ALTO Gaston	ARG	2	2	11	3	12
Duration of Match 2			31min	1min	1min	1min	1min

Match 3		Match	Game 1	Game 2	Game 3	Game 4	Game 5
C/B	TSUBOI/MONTEIRO	BRA	3	11	11	11	
Z/Y	TABACHNIK/ALTO	ARG	0	4	1	3	
Duration of Match 3			13min	0min	0min	0min	

Match 4		Match	Game 1	Game 2	Game 3	Game 4	Game 5
A	HOYAMA Hugo	BRA	3	8	11	8	11
Z	TABACHNIK Pablo	ARG	2	11	9	11	8
Duration of Match 4			15min	1min	1min	1min	1min

Duration of Contest	1h 33min
---------------------	-----------------

Legend:

MT Men's Team



Riocentro - Pavilion 4B
 Riocentro Pabellón 4B
 Riocentro Pavilhão 4B

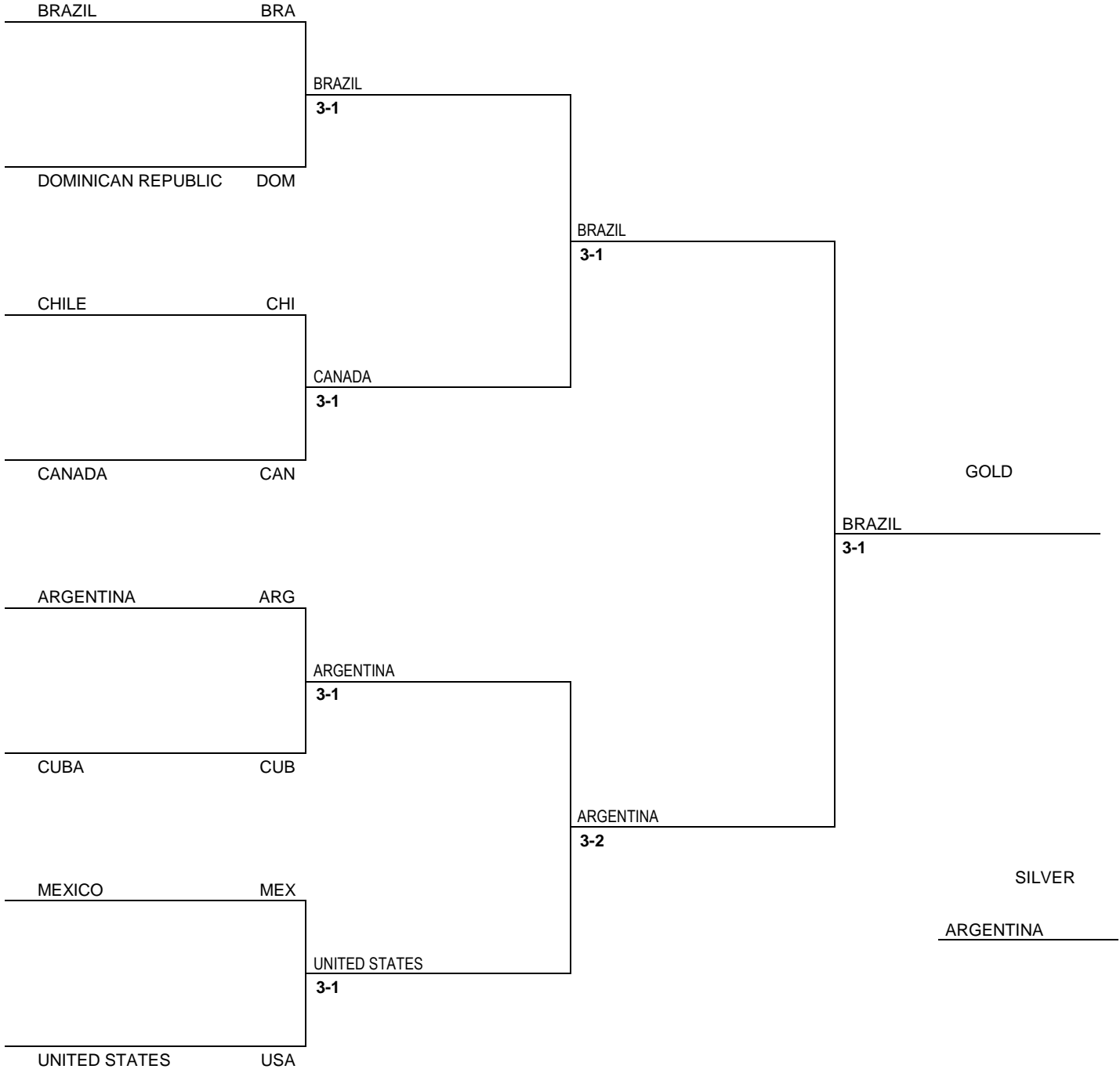
TABLE TENNIS
 TENIS DE MESA / TÊNIS DE MESA

Men's Team
 Hombres Equipo / Masculino Equipe

Results

Resultados / Resultados

Quarterfinal	NOC Code	Semifinal	Final
--------------	----------	-----------	-------



Entry List by Event

Lista de Inscripciones por Evento / Lista de Inscrições por Evento

As of 22 JUL 2007

NOC	Name	Date of Birth
BRA - Brazil	SAKO Karin	25 JAN 1988
	NONAKA Mariany	22 APR 1988
	SILVA Ligia	03 JUN 1981
CAN - Canada	LONG Judy	15 JAN 1969
	ZHANG Mo	17 JAN 1989
	XU Chris	04 FEB 1969
CHI - Chile	RODRIGUEZ Berta	24 JUN 1971
	VEGA Paulina	13 MAR 1984
	YAÑEZ Melita	20 SEP 1980
COL - Colombia	ARAQUE Johana	17 AUG 1982
	MEDINA Paula	12 APR 1989
	ZULUAGA Luisa	21 MAR 1991
CUB - Cuba	GONZALEZ Glendys	25 DEC 1981
	FERRER Dayana	24 OCT 1982
	BEREAU Anisleyvis	12 DEC 1981
DOM - Dominican Republic	VALDEZ Johenny	12 DEC 1986
	WU Xue	22 MAR 1980
	LIAN Qian	19 FEB 1983
ESA - El Salvador	WANG De-Ying	15 OCT 1972
	ALVAREZ Morayle	06 OCT 1978
	RAMIREZ Sonia	29 JUN 1977
HON - Honduras	MEDINA lizzwa	20 JUL 1982
	MEDINA Zzwitjhallim	06 JUL 1980
	HERRERA Andrea	29 JUL 1993
PAR - Paraguay	GAVILAN Sandy	20 NOV 1992
	REDES Lilian	09 MAR 1967
	OVELAR Lucero	31 JUL 1992
PUR - Puerto Rico	APONTE Lyanne	04 MAY 1991
	GONZALEZ Cynthia	26 NOV 1991
	MARRERO Jerica	20 NOV 1988
USA - United States of America	GAO Jun	25 JAN 1969
	WANG Chen	17 JAN 1974
	BANH Tawny	12 DEC 1974

**Riocentro - Pavilion 4B**Riocentro Pabellón 4B
Riocentro Pavilhão 4B**TABLE TENNIS**

TENIS DE MESA / TÊNIS DE MESA

Women's Team

Mujeres Equipo / Feminino Equipe

Entry List by Event

Lista de Inscripciones por Evento / Lista de Inscrições por Evento

As of 22 JUL 2007

NOC	Name	Date of Birth
VEN - Venezuela	RAMOS Fabiola	15 SEP 1977
	EZZEDDINE Ruaida	03 JUN 1989
	PEREZ Luisana	24 AUG 1976

Contest Results

Resultados / Resultados

VENEZUELA (VEN) **0-3** BRAZIL (BRA)

Contest No.: WT8 Table: 8 Umpires: LEVISMAN Gabriel (ARG) PUTTI Alcidino (BRA)

Match 1			Match	Game 1	Game 2	Game 3	Game 4	Game 5
A	RAMOS Fabiola	VEN	1	6	15	6	3	
X	SILVA Ligia	BRA	3	11	13	11	11	
Duration of Match 1			21min	1min	1min	1min	0min	

Match 2			Match	Game 1	Game 2	Game 3	Game 4	Game 5
B	PEREZ Luisana	VEN	0	7	3	10		
Y	SAKO Karin	BRA	3	11	11	12		
Duration of Match 2			13min	1min	0min	1min		

Match 3			Match	Game 1	Game 2	Game 3	Game 4	Game 5
C/B	EZZEDDINE/PEREZ	VEN	0	5	9	6		
Z/Y	NONAKA/SAKO	BRA	3	11	11	11		
Duration of Match 3			15min	0min	1min	1min		

Duration of Contest	50min
---------------------	--------------

Legend:

WT Women's Team

Contest Results

Resultados / Resultados

BRAZIL (BRA) 3-0 PARAGUAY (PAR)

Contest No.: WT4 Table: 8 Umpires:

Match 1			Match	Game 1	Game 2	Game 3	Game 4	Game 5
A	NONAKA Mariany	BRA	3	11	11	11		
X	OVELAR Lucero	PAR	0	5	4	5		
Duration of Match 1			13min	0min	0min	0min		
Match 2			Match	Game 1	Game 2	Game 3	Game 4	Game 5
B	SILVA Ligia	BRA	3	11	11	3	11	
Y	GAVILAN Sandy	PAR	1	7	8	11	7	
Duration of Match 2			17min	0min	1min	0min	0min	
Match 3			Match	Game 1	Game 2	Game 3	Game 4	Game 5
C/A	SAKO/NONAKA	BRA	3	11	9	11	11	
Z/Y	REDES/GAVILAN	PAR	1	7	11	6	7	
Duration of Match 3			20min	0min	1min	0min	1min	
Duration of Contest				52min				

Legend:
WT Women's Team

Contest Results

Resultados / Resultados

CHILE (CHI) 3-0 PUERTO RICO (PUR)

Contest No.: WT11

Table: 3

Umpires: PUTTI Alcidino (BRA)

ABRAO Isac (BRA)

Match 1			Match	Game 1	Game 2	Game 3	Game 4	Game 5
A	RODRIGUEZ Berta	CHI	3	11	11	11		
X	APONTE Lyanne	PUR	0	2	2	7		
Duration of Match 1			13min	0min	0min	0min		
Match 2			Match	Game 1	Game 2	Game 3	Game 4	Game 5
B	VEGA Paulina	CHI	3	11	10	12	11	
Y	MARRERO Jerica	PUR	1	6	12	10	8	
Duration of Match 2			22min	0min	1min	1min	0min	
Match 3			Match	Game 1	Game 2	Game 3	Game 4	Game 5
C/B	YAÑEZ/VEGA	CHI	3	11	11	11		
Z/X	GONZALEZ/APONTE	PUR	0	3	6	7		
Duration of Match 3			10min	0min	0min	0min		
Duration of Contest			47min					

Legend:

WT Women's Team

Contest Results

Resultados / Resultados

CANADA (CAN) 3-0 CHILE (CHI)

Contest No.: WT7

Table: 7

Umpires: DEMÁRIO Leonor (BRA)

SOEIRO Ronald (BRA)

Match 1		Match	Game 1	Game 2	Game 3	Game 4	Game 5
A	ZHANG Mo CAN	3	11	11	10	11	
X	RODRIGUEZ Berta CHI	1	1	4	12	9	
Duration of Match 1		18min	1min	1min	1min	1min	
Match 2		Match	Game 1	Game 2	Game 3	Game 4	Game 5
B	XU Chris CAN	3	11	6	11	11	
Y	YAÑEZ Melita CHI	1	7	11	1	1	
Duration of Match 2		17min	1min	1min	0min	1min	
Match 3		Match	Game 1	Game 2	Game 3	Game 4	Game 5
C/A	LONG/ZHANG CAN	3	11	11	11		
Z/Y	VEGA/YAÑEZ CHI	0	7	9	5		
Duration of Match 3		12min	0min	1min	0min		
Duration of Contest			48min				

Legend:

WT Women's Team

Contest Results

Resultados / Resultados

CANADA (CAN) 3-0 PUERTO RICO (PUR)

Contest No.: WT3 Table: 7 Umpires:

Match 1			Match	Game 1	Game 2	Game 3	Game 4	Game 5
A	LONG Judy	CAN	3	11	12	4	11	
X	APONTE Lyanne	PUR	1	9	10	11	7	
Duration of Match 1			17min	1min	2min	1min	1min	

Match 2			Match	Game 1	Game 2	Game 3	Game 4	Game 5
B	XU Chris	CAN	3	11	11	11		
Y	MARRERO Jerica	PUR	0	9	9	2		
Duration of Match 2			14min	2min	1min	1min		

Match 3			Match	Game 1	Game 2	Game 3	Game 4	Game 5
C/A	ZHANG/LONG	CAN	3	11	11	11		
Z/X	GONZALEZ/APONTE	PUR	0	5	5	5		
Duration of Match 3			8min	1min	1min	1min		

Duration of Contest	43min
---------------------	--------------

Legend:

WT Women's Team

Contest Results

Resultados / Resultados

CUBA (CUB) 3-0 HONDURAS (HON)

Contest No.: WT10

Table: 2

Umpires: FERRER Maria (BRA)

BONFIM Ediomar (BRA)

Match 1			Match	Game 1	Game 2	Game 3	Game 4	Game 5
A	BEREAU Anisleyvis	CUB	3	12	11	13		
X	MEDINA Iizzwa	HON	0	10	8	11		
Duration of Match 1			21min	2min	2min	3min		
Match 2			Match	Game 1	Game 2	Game 3	Game 4	Game 5
B	FERRER Dayana	CUB	3	11	11	11		
Y	HERRERA Andrea	HON	0	4	5	8		
Duration of Match 2			11min	1min	1min	1min		
Match 3			Match	Game 1	Game 2	Game 3	Game 4	Game 5
C/A	GONZALEZ/BEREAU	CUB	3	11	11	11		
Z/X	MEDINA/MEDINA	HON	0	9	1	9		
Duration of Match 3			10min	1min	1min	2min		
Duration of Contest			42min					

Legend:

WT Women's Team

Contest Results

Resultados / Resultados

DOMINICAN REPUBLIC (DOM) 3-0 CUBA (CUB)

Contest No.: WT6 Table: 6 Umpires: CAPPELLARI Alfeo (BRA) SCHINDLER Maximiano (BRA)

Match 1			Match	Game 1	Game 2	Game 3	Game 4	Game 5
A	WU Xue	DOM	3	11	11	11		
X	FERRER Dayana	CUB	0	2	7	2		
Duration of Match 1			10min	1min	1min	1min		
Match 2			Match	Game 1	Game 2	Game 3	Game 4	Game 5
B	LIAN Qian	DOM	3	13	11	11		
Y	BEREAU Anisleyvis	CUB	0	11	5	8		
Duration of Match 2			15min	2min	1min	1min		
Match 3			Match	Game 1	Game 2	Game 3	Game 4	Game 5
C/B	VALDEZ/LIAN	DOM	3	7	11	12	12	11
Z/Y	GONZALEZ/BEREAU	CUB	2	11	13	10	10	6
Duration of Match 3			27min	2min	2min	2min	2min	2min
Duration of Contest			54min					

Legend:

WT Women's Team

Contest Results

Resultados / Resultados

DOMINICAN REPUBLIC (DOM) 3-0 HONDURAS (HON)

Contest No.: WT2 Table: 6 Umpires:

Match 1			Match	Game 1	Game 2	Game 3	Game 4	Game 5
A	LIAN Qian	DOM	3	11	11	11		
X	HERRERA Andrea	HON	0	6	2	7		
Duration of Match 1			10min	2min	1min	1min		
Match 2			Match	Game 1	Game 2	Game 3	Game 4	Game 5
B	WU Xue	DOM	3	11	11	11		
Y	MEDINA Iizzwa	HON	0	4	4	2		
Duration of Match 2			12min	1min	1min	1min		
Match 3			Match	Game 1	Game 2	Game 3	Game 4	Game 5
C/A	VALDEZ/LIAN	DOM	3	10	11	11	6	11
Z/Y	MEDINA/MEDINA	HON	2	12	5	9	11	7
Duration of Match 3			25min	1min	1min	2min	2min	2min
Duration of Contest				52min				

Legend:

WT Women's Team

Contest Results

Resultados / Resultados

EL SALVADOR (ESA) **2-3** COLOMBIA (COL)

Contest No.: WT9 Table: 1 Umpires: MIRANDA Edgar (CRC) SOEIRO Ronald (BRA)

Match 1			Match	Game 1	Game 2	Game 3	Game 4	Game 5
A	ALVAREZ Morayle	ESA	0	6	9	5		
X	MEDINA Paula	COL	3	11	11	11		
Duration of Match 1			16min	1min	1min	1min		

Match 2			Match	Game 1	Game 2	Game 3	Game 4	Game 5
B	WANG De-Ying	ESA	0	6	8	7		
Y	ARAQUE Johana	COL	3	11	11	11		
Duration of Match 2			17min	1min	1min	1min		

Match 3			Match	Game 1	Game 2	Game 3	Game 4	Game 5
C/A	RAMIREZ/ALVAREZ	ESA	3	11	11	10	11	
Z/X	ZULUAGA/MEDINA	COL	1	7	8	12	6	
Duration of Match 3			25min	1min	1min	1min	1min	

Match 4			Match	Game 1	Game 2	Game 3	Game 4	Game 5
B	WANG De-Ying	ESA	3	7	11	11	11	
Z	ZULUAGA Luisa	COL	1	11	9	9	4	
Duration of Match 4			26min	2min	2min	2min	1min	

Match 5			Match	Game 1	Game 2	Game 3	Game 4	Game 5
C	RAMIREZ Sonia	ESA	1	12	10	11	7	
Y	ARAQUE Johana	COL	3	14	12	8	11	
Duration of Match 5			31min	1min	1min	1min	1min	

Duration of Contest	1h 57min
---------------------	-----------------

Legend:
WT Women's Team

Contest Results

Resultados / Resultados

UNITED STATES of AMERICA (USA) 3-0 EL SALVADOR (ESA)

Contest No.: WT5

Table: 5

Umpires: FERRER Maria (BRA)

NISSEN Rubens (BRA)

Match 1			Match	Game 1	Game 2	Game 3	Game 4	Game 5
A	WANG Chen	USA	3	11	11	11		
X	WANG De-Ying	ESA	0	4	1	3		
Duration of Match 1			10min	0min	0min	0min		
Match 2			Match	Game 1	Game 2	Game 3	Game 4	Game 5
B	GAO Jun	USA	3	11	11	11		
Y	ALVAREZ Morayle	ESA	0	8	7	1		
Duration of Match 2			12min	1min	0min	0min		
Match 3			Match	Game 1	Game 2	Game 3	Game 4	Game 5
C/B	BANH/GAO	USA	3	11	8	11	11	
Z/Y	RAMIREZ/ALVAREZ	ESA	1	7	11	5	7	
Duration of Match 3			17min	0min	1min	0min	0min	
Duration of Contest			40min					

Legend:

WT Women's Team

Contest Results

Resultados / Resultados

 COLOMBIA (COL) **0-3** UNITED STATES of AMERICA (USA)

Contest No.: WT1 Table: 5 Umpires:

Match 1			Match	Game 1	Game 2	Game 3	Game 4	Game 5
A	MEDINA Paula	COL	0	6	6	6		
X	GAO Jun	USA	3	11	11	11		
Duration of Match 1			14min	1min	1min	1min		
Match 2			Match	Game 1	Game 2	Game 3	Game 4	Game 5
B	ARAQUE Johana	COL	0	2	10	6		
Y	BANH Tawny	USA	3	11	12	11		
Duration of Match 2			16min	0min	1min	0min		
Match 3			Match	Game 1	Game 2	Game 3	Game 4	Game 5
C/A	ZULUAGA/MEDINA	COL	0	3	10	3		
Z/X	WANG/GAO	USA	3	11	12	11		
Duration of Match 3			15min	0min	1min	0min		
Duration of Contest				45min				

Legend:

WT Women's Team

Contest Results

Resultados / Resultados

VENEZUELA (VEN) 3-0 PARAGUAY (PAR)

Contest No.: WT12 Table: 4 Umpires: SALVETTI Amarildo (BRA) BAUR Helton (BRA)

Match 1			Match	Game 1	Game 2	Game 3	Game 4	Game 5
A	RAMOS Fabiola	VEN	3	11	11	11		
X	OVELAR Lucero	PAR	0	3	2	7		
Duration of Match 1			9min	0min	0min	1min		
Match 2			Match	Game 1	Game 2	Game 3	Game 4	Game 5
B	PEREZ Luisana	VEN	3	11	11	7	11	
Y	GAVILAN Sandy	PAR	1	7	5	11	9	
Duration of Match 2			17min	1min	1min	1min	1min	
Match 3			Match	Game 1	Game 2	Game 3	Game 4	Game 5
C/B	EZZEDDINE/PEREZ	VEN	3	9	12	13	11	11
Z/Y	REDES/GAVILAN	PAR	2	11	10	15	5	5
Duration of Match 3			28min	1min	1min	1min	0min	0min
Duration of Contest			55min					

Legend:

WT Women's Team

Table of Pools: Results

Tabla de Grupos: Resultados / Tabela de Grupos: Resultados

Group A

Rank	Team	NOC	USA	COL	ESA	Mat. Play	Points	Mat. Won	Mat. Lost	Games For.	Games Agst.	Points For.	Points Agst.
1	UNITED STATES of AMERICA	USA		3-0	3-0	2	4	2	0	18	1	208	106
2	COLOMBIA	COL	0-3		3-2	2	3	1	1	11	16	229	265
3	EL SALVADOR	ESA	0-3	2-3		2	2	0	2	8	20	218	284

Group B

Rank	Team	NOC	DOM	CUB	HON	Mat. Play	Points	Mat. Won	Mat. Lost	Games For.	Games Agst.	Points For.	Points Agst.
1	DOMINICAN REPUBLIC	DOM		3-0	3-0	2	4	2	0	18	4	236	154
2	CUBA	CUB	0-3		3-0	2	3	1	1	11	9	187	186
3	HONDURAS	HON	0-3	0-3		2	2	0	2	2	18	134	217

Group C

Rank	Team	NOC	CAN	CHI	PUR	Mat. Play	Points	Mat. Won	Mat. Lost	Games For.	Games Agst.	Points For.	Points Agst.
1	CANADA	CAN		3-0	3-0	2	4	2	0	18	3	219	139
2	CHILE	CHI	0-3		3-0	2	3	1	1	11	10	177	178
3	PUERTO RICO	PUR	0-3	0-3		2	2	0	2	2	18	135	214

Group D

Rank	Team	NOC	BRA	VEN	PAR	Mat. Play	Points	Mat. Won	Mat. Lost	Games For.	Games Agst.	Points For.	Points Agst.
1	BRAZIL	BRA		3-0	3-0	2	4	2	0	18	3	224	148
2	VENEZUELA	VEN	0-3		3-0	2	3	1	1	10	12	199	203
3	PARAGUAY	PAR	0-3	0-3		2	2	0	2	5	18	168	240

Contest Results

Resultados / Resultados

 VENEZUELA (VEN) **2-3** DOMINICAN REPUBLIC (DOM)

Contest No.: WT16 Table: 4 Umpires:

Match 1		Match	Game 1	Game 2	Game 3	Game 4	Game 5
A	RAMOS Fabiola	VEN	0	7	6	5	
X	LIAN Qian	DOM	3	11	11	11	
Duration of Match 1			14min	2min	1min	1min	

Match 2		Match	Game 1	Game 2	Game 3	Game 4	Game 5
B	EZZEDDINE Ruaida	VEN	0	2	4	4	
Y	WU Xue	DOM	3	11	11	11	
Duration of Match 2			9min	1min	1min	1min	

Match 3		Match	Game 1	Game 2	Game 3	Game 4	Game 5
C/A	PEREZ/RAMOS	VEN	3	8	13	15	12
Z/X	VALDEZ/LIAN	DOM	1	11	11	13	10
Duration of Match 3			17min	1min	1min	2min	2min

Match 4		Match	Game 1	Game 2	Game 3	Game 4	Game 5
B	EZZEDDINE Ruaida	VEN	3	11	6	11	11
Z	VALDEZ Johenny	DOM	1	6	11	8	9
Duration of Match 4			19min	1min	1min	1min	1min

Match 5		Match	Game 1	Game 2	Game 3	Game 4	Game 5
C	PEREZ Luisana	VEN	0	6	5	7	
Y	WU Xue	DOM	3	11	11	11	
Duration of Match 5			11min	1min	1min	1min	

Duration of Contest	1h 16min
---------------------	-----------------

Legend:

WT Women's Team

Contest Results

Resultados / Resultados

 COLOMBIA (COL) **0-3** CANADA (CAN)

Contest No.: WT15

Table: 3

Umpires: FERRER Maria (BRA)

BAUR Helton (BRA)

Match 1			Match	Game 1	Game 2	Game 3	Game 4	Game 5
A	MEDINA Paula	COL	0	8	4	6		
X	ZHANG Mo	CAN	3	11	11	11		
Duration of Match 1			14min	0min	0min	1min		
Match 2			Match	Game 1	Game 2	Game 3	Game 4	Game 5
B	ARAQUE Johana	COL	0	4	6	1		
Y	XU Chris	CAN	3	11	11	11		
Duration of Match 2			14min	1min	1min	1min		
Match 3			Match	Game 1	Game 2	Game 3	Game 4	Game 5
C/A	ZULUAGA/MEDINA	COL	0	7	8	4		
Z/X	LONG/ZHANG	CAN	3	11	11	11		
Duration of Match 3			12min	0min	0min	0min		
Duration of Contest				41min				

Legend:

WT Women's Team

Contest Results

Resultados / Resultados

 BRAZIL (BRA) **1-3** CUBA (CUB)

Contest No.: WT14

Table: 1

Umpires: KEUNG Joseph (USA)

MIRANDA Edgar (CRC)

Match 1		Match	Game 1	Game 2	Game 3	Game 4	Game 5
A	SILVA Ligia BRA	3	11	13	9	11	
X	FERRER Dayana CUB	1	6	11	11	5	
Duration of Match 1		22min	0min	1min	1min	0min	

Match 2		Match	Game 1	Game 2	Game 3	Game 4	Game 5
B	NONAKA Mariany BRA	2	11	11	11	7	8
Y	BEREAU Anisleyvis CUB	3	7	8	13	11	11
Duration of Match 2		32min	0min	1min	1min	1min	1min

Match 3		Match	Game 1	Game 2	Game 3	Game 4	Game 5
C/B	SAKO/NONAKA BRA	2	8	11	5	11	7
Z/Y	GONZALEZ/BEREAU CUB	3	11	7	11	7	11
Duration of Match 3		29min	0min	0min	0min	0min	0min

Match 4		Match	Game 1	Game 2	Game 3	Game 4	Game 5
A	SILVA Ligia BRA	0	8	6	4		
Z	GONZALEZ Glendys CUB	3	11	11	11		
Duration of Match 4		14min	0min	0min	0min		

Duration of Contest	1h 38min
---------------------	-----------------

Legend:

WT Women's Team

Contest Results

Resultados / Resultados

UNITED STATES of AMERICA (USA) 3-0 CHILE (CHI)

Contest No.: WT13 Table: 2 Umpires: LEVISMAN Gabriel (ARG) ABRAO Isac (BRA)

Match 1			Match	Game 1	Game 2	Game 3	Game 4	Game 5
A	GAO Jun	USA	3	11	11	11		
X	VEGA Paulina	CHI	0	6	3	9		
Duration of Match 1			14min	0min	1min	1min		
Match 2			Match	Game 1	Game 2	Game 3	Game 4	Game 5
B	WANG Chen	USA	3	11	11	11		
Y	RODRIGUEZ Berta	CHI	0	4	5	8		
Duration of Match 2			13min	0min	0min	1min		
Match 3			Match	Game 1	Game 2	Game 3	Game 4	Game 5
C/A	BANH/GAO	USA	3	11	11	11		
Z/X	YAÑEZ/VEGA	CHI	0	3	7	3		
Duration of Match 3			10min	0min	0min	0min		
Duration of Contest			38min					

Legend:

WT Women's Team

Contest Results

Resultados / Resultados

CANADA (CAN) 3-1 DOMINICAN REPUBLIC (DOM)

Contest No.: WT18 Table: 2 Umpires: da SILVA Miraclea (BRA) NISSEN Rubens (BRA)

Match 1		Match	Game 1	Game 2	Game 3	Game 4	Game 5
A	ZHANG Mo CAN	3	11	11	2	8	11
X	WU Xue DOM	2	9	8	11	11	6
Duration of Match 1		31min	1min	1min	0min	0min	0min

Match 2		Match	Game 1	Game 2	Game 3	Game 4	Game 5
B	XU Chris CAN	0	7	9	9		
Y	LIAN Qian DOM	3	11	11	11		
Duration of Match 2		18min	1min	1min	1min		

Match 3		Match	Game 1	Game 2	Game 3	Game 4	Game 5
C/A	LONG/ZHANG CAN	3	11	11	11	11	
Z/X	VALDEZ/WU DOM	1	13	4	7	4	
Duration of Match 3		22min	1min	0min	1min	0min	

Match 4		Match	Game 1	Game 2	Game 3	Game 4	Game 5
B	XU Chris CAN	3	11	11	11		
Z	VALDEZ Johenny DOM	0	5	3	6		
Duration of Match 4		11min	1min	1min	1min		

Duration of Contest	1h 27min
---------------------	-----------------

Legend:

WT Women's Team

Contest Results

Resultados / Resultados

UNITED STATES of AMERICA (USA) 3-0 CUBA (CUB)

Contest No.: WT17

Table: 1

Umpires: FERRER Maria (BRA)

LASARO Ivam (BRA)

Match 1			Match	Game 1	Game 2	Game 3	Game 4	Game 5
A	GAO Jun	USA	3	11	11	11		
X	FERRER Dayana	CUB	0	6	1	5		
Duration of Match 1			11min	1min	0min	1min		
Match 2			Match	Game 1	Game 2	Game 3	Game 4	Game 5
B	WANG Chen	USA	3	11	11	11		
Y	BEREAU Anisleyvis	CUB	0	1	4	3		
Duration of Match 2			11min	0min	0min	0min		
Match 3			Match	Game 1	Game 2	Game 3	Game 4	Game 5
C/A	BANH/GAO	USA	3	11	11	11		
Z/Y	GONZALEZ/BEREAU	CUB	0	3	7	4		
Duration of Match 3			10min	0min	1min	0min		
Duration of Contest			33min					

Legend:

WT Women's Team

Contest Results

Resultados / Resultados

UNITED STATES of AMERICA (USA) 3-0 CANADA (CAN)

Contest No.: WT19 Table: 1 Umpires: DEMÁRIO Leonor (BRA) LEVISMAN Gabriel (ARG)

Match 1			Match	Game 1	Game 2	Game 3	Game 4	Game 5
A	WANG Chen	USA	3	14	11	11		
X	LONG Judy	CAN	0	12	8	5		
Duration of Match 1			20min	2min	1min	0min		
Match 2			Match	Game 1	Game 2	Game 3	Game 4	Game 5
B	GAO Jun	USA	3	11	11	11		
Y	ZHANG Mo	CAN	0	4	4	4		
Duration of Match 2			15min	1min	1min	1min		
Match 3			Match	Game 1	Game 2	Game 3	Game 4	Game 5
C/B	BANH/GAO	USA	3	9	11	11	11	
Z/X	XU/LONG	CAN	1	11	3	9	3	
Duration of Match 3			15min	1min	0min	1min	0min	
Duration of Contest			56min					

Legend:

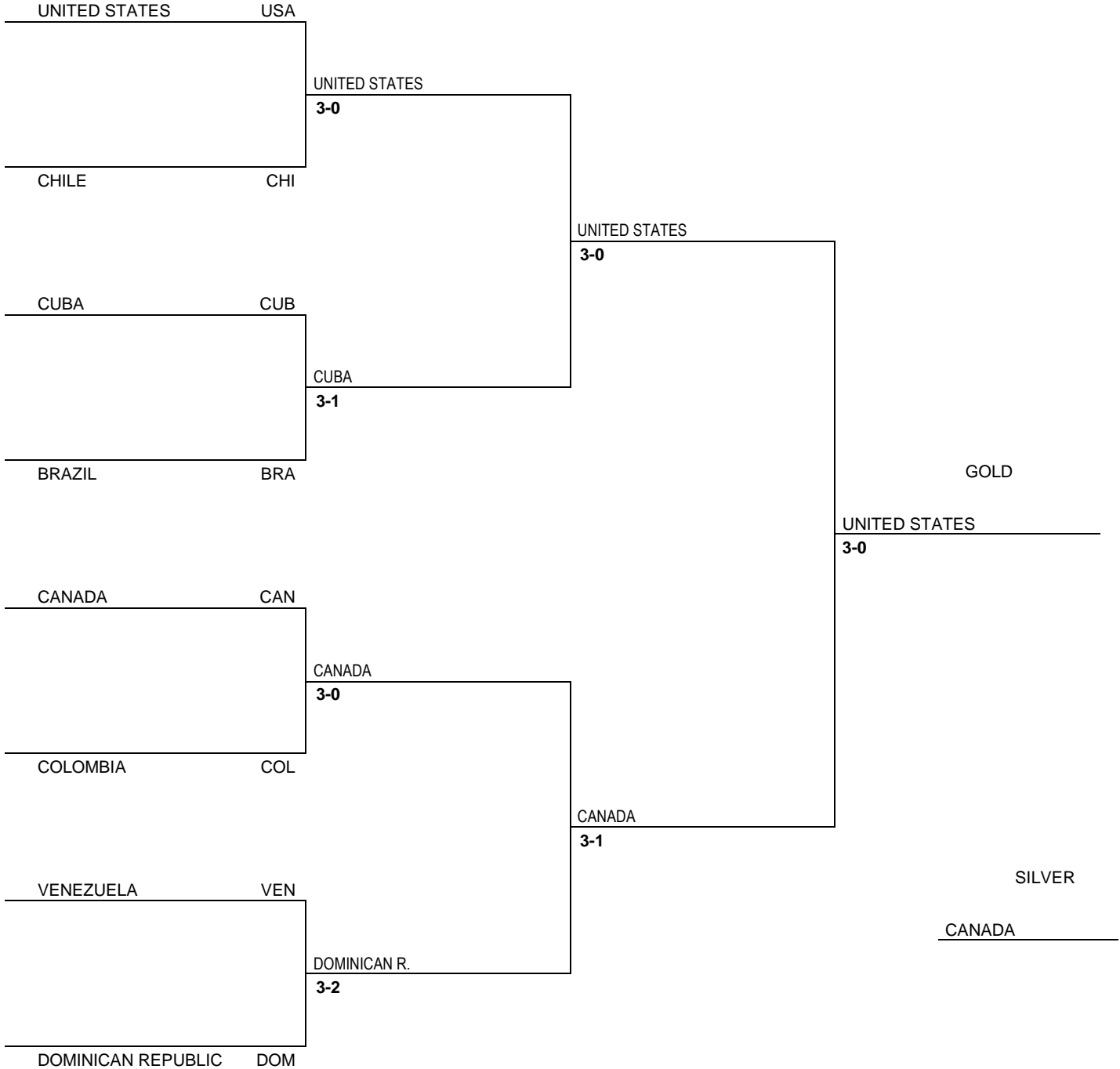
WT Women's Team



Results

Resultados / Resultados

Quarterfinal	NOC Code	Semifinal	Final
--------------	----------	-----------	-------



Tênis
Tenis
Tennis



Medal Standings

Posiciones de medallas / Posições das Medalhas

AFTER 4 OF 4 EVENTS

As of 29 JUL 2007

Rank	NOC	Men				Women				Total				Rank by Total
		G	S	B	Tot	G	S	B	Tot	G	S	B	Tot	
1	ARG - Argentina	1		1	2	1		1	2	2		2	4	1
2	BRA - Brazil	1			1			1	1	1		1	2	=2
3	VEN - Venezuela					1			1	1			1	=5
4	CHI - Chile		2		2						2		2	=2
4	COL - Colombia						2		2		2		2	=2
6	MEX - Mexico			1	1							1	1	=5
	Total	2	2	2	6	2	2	2	6	4	4	4	12	

Legend:

B Bronze

G Gold

S Silver

Tot Total

= Equal sign indicates that two or more NOCs share the same rank by total



Medallists

Medallistas / Medalhistas

Medal	Name	NOC
GOLD	SARETTA Flavio	BRA - Brazil
SILVER	GARCIA Adrian	CHI - Chile
BRONZE	SCHWANK Eduardo	ARG - Argentina



Medallists

Medallistas / Medalhistas

Medal	Name	NOC
GOLD	SEQUERA Milagros	VEN - Venezuela
SILVER	DUQUE Mariana	COL - Colombia
BRONZE	JOZAMI Betina	ARG - Argentina



Medallists

Medallistas / Medalhistas

Medal	Name	NOC
GOLD	SCHWANK Eduardo ZEBALLOS Horacio	ARG - Argentina
SILVER	AGUILAR Jorge GARCIA Adrian	CHI - Chile
BRONZE	GONZALEZ Santiago ROMERO Victor	MEX - Mexico



Medallists

Medallistas / Medalhistas

Medal	Name	NOC
GOLD	CRAVERO Jorgelina JOZAMI Betina	ARG - Argentina
SILVER	CASTIBLANCO Karen DUQUE Mariana	COL - Colombia
BRONZE	CORTEZ Joana PEREIRA Teliana	BRA - Brazil

Daily Match Information

Información diaria de los partidos / Informação Diária sobre as partidas

RESULTS SUMMARY

Event	Round	Name		Name	Results
Centre Court					
WS	1	(1) SEQUERA Milagros (VEN)	d.	CASTELLVI Vilmarie (PUR)	6-2 6-2
WS	1	(3) CRAVERO Jorgelina (ARG)	d.	FRAZIER Natalie (USA)	6-2 6-4
WS	1	(2) WOZNIAK Aleksandra (CAN)	d.	PEREIRA Teliana (BRA)	6-3 0-6 6-0
WS	1	CORTEZ Joana (BRA)	d.	CEPEDE Veronica (PAR)	6-0 6-1
WS	1	TORRES SANDOVAL Melissa (MEX)	d.	NÚÑEZ Vicky (COL)	6-2 6-0
Court 1					
WS	1	MORALES Melissa (GUA)	d.	ARANCIBIA Catalina (CHI)	7-5 7-6(1)
WS	1	(8) CRACIUN Estefania (URU)	d.	GIRAL Marina (VEN)	6-3 3-6 6-4
WS	1	DUQUE Mariana (COL)	d.	CLARKE Erika (MEX)	6-4 6-3
Court 2					
WS	1	NUÑEZ Yanet (CUB)	d.	CASTIBLANCO Karen (COL)	6-2 6-0
WS	1	COHEN Audra (USA)	d.	(6) PELLETIER Marie-Eve (CAN)	5-7 6-4 6-1
WS	1	MUCI Mariana (VEN)	d.	MIRANDA Melisa (CHI)	6-2 4-6 6-4
Court 3					
WS	1	WIDJAJA Jenifer (BRA)	d.	(A) ARECHAVALETA Maria Jose (URU)	6-0 6-0
WS	1	FORS Yamile (CUB)	d.	MUÑOZ GALLEGOS Daniela (MEX)	6-1 5-7 6-1
WS	1	(5) BRANDI Kristina (PUR)	d.	WEEDON ANDALUZ Andrea (GUA)	6-2 6-0
Court 4					
WS	1	(7) JOZAMI Betina (ARG)	d.	FALCON Megan (USA)	7-6(2) 6-4
WS	1	(4) de los RIOS Rosanna (PAR)	d.	KOCH Andrea (CHI)	6-2 6-0

Legend:

A Alternate	BM Bronze Medal	Def Defaulted	d. Defeated	Dsq Disqualified	F Final
INV Invitation	IP International Places	MD Men's Doubles	MS Men's Singles	QF Quarterfinal	Ret Retired
SF Semifinal	Susp Suspended	vs Versus	WD Women's Doubles	Wo Walkover	WS Women's Singles
>> Continuation of Suspended Match					

Daily Match Information

Información diaria de los partidos / Informação Diária sobre as partidas

RESULTS SUMMARY

Event	Round	Name		Name	Results
Centre Court					
WS	2	(1) SEQUERA Milagros (VEN)	d.	MORALES Melissa (GUA)	6-1 6-2
WS	2	FORS Yamile (CUB)	d.	(4) de los RIOS Rosanna (PAR)	6-7(6) 6-3 7-5
WS	2	(3) CRAVERO Jorgelina (ARG)	d.	CORTEZ Joana (BRA)	6-2 6-4
WS	2	(7) JOZAMI Betina (ARG)	d.	WIDJAJA Jenifer (BRA)	6-2 3-6 7-5
Court 1					
WS	2	NUÑEZ Yanet (CUB)	d.	COHEN Audra (USA)	6-4 7-6(3)
WS	2	DUQUE Mariana (COL)	d.	(2) WOZNIAK Aleksandra (CAN)	6-2 6-2
Court 2					
WS	2	TORRES SANDOVAL Melissa (MEX)	d.	(8) CRACIUN Estefania (URU)	4-6 7-6(7) 6-3
Court 3					
WS	2	(5) BRANDI Kristina (PUR)	d.	MUCI Mariana (VEN)	6-2 6-0

Legend:

A Alternate	BM Bronze Medal	Def Defaulted	d. Defeated	Dsq Disqualified	F Final
INV Invitation	IP International Places	MD Men's Doubles	MS Men's Singles	QF Quarterfinal	Ret Retired
SF Semifinal	Susp Suspended	vs Versus	WD Women's Doubles	Wo Walkover	WS Women's Singles
>> Continuation of Suspended Match					

Daily Match Information

Información diaria de los partidos / Informação Diária sobre as partidas

RESULTS SUMMARY

Event	Round	Name	Name	Results
Centre Court				
WS	QF	DUQUE Mariana (COL)	d. (5) BRANDI Kristina (PUR)	6-7(0) 7-5 6-0
WS	QF	(7) JOZAMI Betina (ARG)	d. FORS Yamile (CUB)	6-3 4-6 6-1
WD	1	COHEN/FALCON (USA)	d. CLARKE/TORRES SANDOVAL (MEX)	6-4 6-4
WD	1	FORS/NUÑEZ (CUB)	d. MORALES/WEEDON ANDALUZ (GUA)	6-1 6-2
Court 1				
WS	QF	(1) SEQUERA Milagros (VEN)	d. NUÑEZ Yanet (CUB)	6-3 6-1
WS	QF	TORRES SANDOVAL Melissa (MEX)	d. (3) CRAVERO Jorgelina (ARG)	6-2 5-7 6-3
Court 2				
WD	1	CEPEDE/DE LOS RIOS (PAR)	d. ARECHAVALETA/CRACIUN (URU)	6-3 6-2
WD	1	CASTIBLANCO/DUQUE (COL)	d. KOCH/MIRANDA (CHI)	6-0 3-6 6-3
Court 3				
WD	1	(4) PELLETIER/WOZNIAK (CAN)	d. BRANDI/CASTELLVI (PUR)	6-4 6-3

Legend:

A Alternate	BM Bronze Medal	Def Defaulted	d. Defeated	Dsq Disqualified	F Final
INV Invitation	IP International Places	MD Men's Doubles	MS Men's Singles	QF Quarterfinal	Ret Retired
SF Semifinal	Susp Suspended	vs Versus	WD Women's Doubles	Wo Walkover	WS Women's Singles
>> Continuation of Suspended Match					

Daily Match Information

Información diaria de los partidos / Informação Diária sobre as partidas

ORDER OF PLAY - ALL COURTS

Event	Round	Name	Name	Results
Centre Court				
starting at 11:00				
WS	SF	(1) SEQUERA Milagros (VEN)	vs TORRES SANDOVAL Melissa (MEX)	Chair Umpire : VEIGA Roberto (BRA)
not before 12:00				
WD	QF	FORS/NUÑEZ (CUB)	vs (3) CORTES/PEREIRA (BRA)	Chair Umpire : ROMERO Cristina (MEX)
not before 15:30				
WD	SF	(1) CRAVERO/JOZAMI (ARG)	vs COHEN/FALCON (USA)	Chair Umpire : DÍAZ GARCÍA Carlos (COL)
followed by				
WD	SF	(3) CORTES/PEREIRA (BRA)	vs CASTIBLANCO/DUQUE (COL)	Chair Umpire : PARADA Luiz (BRA)
Court 1				
starting at 11:00				
WS	SF	(7) JOZAMI Betina (ARG)	vs DUQUE Mariana (COL)	Chair Umpire : MAIA Rafael (BRA)
not before 13:00				
WD	QF	CASTIBLANCO/DUQUE (COL)	vs (2) MUCI/SEQUERA (VEN)	Chair Umpire : CAMPOS Marcus (BRA)
Court 2				
starting at 12:00				
WD	QF	(4) PELLETIER/WOZNIAK (CAN)	vs COHEN/FALCON (USA)	Chair Umpire : ALMEIDA Roberto (BRA)
not before 13:00				
WD	QF	(1) CRAVERO/JOZAMI (ARG)	vs CEPEDE/DE LOS RIOS (PAR)	Chair Umpire : CHAGAS Adão (BRA)

Legend:

A Alternate	BM Bronze Medal	F Final	INV Invitation	IP International Places
MD Men's Doubles	MS Men's Singles	QF Quarterfinal	SF Semifinal	vs Versus
WD Women's Doubles	WS Women's Singles	>> Continuation of Suspended Match		

Daily Match Information

Información diaria de los partidos / Informação Diária sobre as partidas

RESULTS SUMMARY

Event	Round	Name		Name	Results
Centre Court					
WS	F	(1) SEQUERA Milagros (VEN)	d.	DUQUE Mariana (COL)	3-6 7-6(4) 6-1
WD	F	(1) CRAVERO/JOZAMI (ARG)	d.	CASTIBLANCO/DUQUE (COL)	6-2 6-4
WD	BM	(3) CORTES/PEREIRA (BRA)	d.	COHEN/FALCON (USA)	7-5 6-0
Court 1					
WS	BM	(7) JOZAMI Betina (ARG)	d.	TORRES SANDOVAL Melissa (MEX)	6-4 7-6(4)

Legend:

A Alternate	BM Bronze Medal	Def Defaulted	d. Defeated	Dsq Disqualified	F Final
INV Invitation	IP International Places	MD Men's Doubles	MS Men's Singles	QF Quarterfinal	Ret Retired
SF Semifinal	Susp Suspended	vs Versus	WD Women's Doubles	Wo Walkover	WS Women's Singles
>> Continuation of Suspended Match					

Daily Match Information

Información diaria de los partidos / Informação Diária sobre as partidas

RESULTS SUMMARY

Event	Round	Name		Name	Results
<u>Centre Court</u>					
MS	1	HELGESON Travis (USA)	d.	ELIEN Kristepher Michael (ISV)	6-1 6-3
MS	1	GARCIA Jhonson (DOM)	d.	HERNANDEZ Edgar (CUB)	6-3 6-2
MS	1	MULLINGS Devin (BAH)	d.	LEWIS Haydn (BAR)	6-1 6-3
MS	1	HORMAZABAL Guillermo (CHI)	d.	MEDINA-ÁLVAREZ Jhonnatan (VEN)	6-2 4-6 6-2
MD	1	PAIZ ASTURIAS/VIDAL (GUA)	d.	AREVALO/AREVALO (ESA)	6-4 6-3
<u>Court 1</u>					
MS	1	SANSONETTI Federico (URU)	d.	MARTINEZ Sandor (CUB)	6-1 6-3
MS	1	PAUL Todd (USA)	d.	RAMIREZ Gustavo (PAR)	6-1 6-3
MS	1	BASS Stephen (USA)	d.	ROLLE Marvin (BAH)	6-2 6-2
MS	1	ROMERO Yohny (VEN)	d.	BEDMINSTER Carlton E. (ANT)	6-2 6-2
<u>Court 2</u>					
MS	1	AREVALO Rafael (ESA)	d.	DORIA MEDINA Mauricio (BOL)	6-1 6-0
MS	1	AREVALO Marcelo (ESA)	d.	HIGHFIELD Eugene (ISV)	7-5 6-2
MS	1	ESTRELLA Victor (DOM)	d.	CAMPBELL Eldad Kenzo (JAM)	6-3 6-1
MS	1	CUELLAR Luis Javier (CUB)	d.	RECARTE Roman (VEN)	6-2 7-5
<u>Court 3</u>					
MS	1	VIDAL Sebastian (GUA)	d.	PAGON Dominic (JAM)	6-4 6-3
MS	1	PAIZ ASTURIAS Cristian (GUA)	d.	DATE Michael (BAR)	6-0 6-3
MS	1	RAMIREZ Juan Carlos (PAR)	d.	GARDNER Kevin A. (ANT)	6-1 6-2
MS	1	WINKLAAR Rasid (AHO)	d.	FERNANDEZ José (DOM)	6-3 6-4

Legend:

A Alternate	BM Bronze Medal	Def Defaulted	d. Defeated	Dsq Disqualified	F Final
INV Invitation	IP International Places	MD Men's Doubles	MS Men's Singles	QF Quarterfinal	Ret Retired
SF Semifinal	Susp Suspended	vs Versus	WD Women's Doubles	Wo Walkover	WS Women's Singles
>> Continuation of Suspended Match					

Daily Match Information

Información diaria de los partidos / Informação Diária sobre as partidas

ORDER OF PLAY - ALL COURTS

Event	Round	Name	Name	Results
Centre Court				
starting at 16:00				
MS	2	(4) DANIEL Marcos (BRA)	vs WINKLAAR Rasid (AHO)	Chair Umpire : CURUCHET Rodolfo (ARG)
followed by				
MS	2	(1) SARETTA Flavio (BRA)	vs VIDAL Sebastian (GUA)	Chair Umpire : DÍAZ GARCÍA Carlos (COL)
MS	2	CUELLAR Luis Javier (CUB)	vs (15) ROMERO Victor (MEX)	Chair Umpire : MAIA Rafael (BRA)
MS	2	AREVALO Rafael (ESA)	vs (A)(16) GARZA Daniel (MEX)	Chair Umpire : ROLDAN Alejandro (ARG)

Legend:

A Alternate	BM Bronze Medal	F Final	INV Invitation	IP International Places
MD Men's Doubles	MS Men's Singles	QF Quarterfinal	SF Semifinal	vs Versus
WD Women's Doubles	WS Women's Singles	>> Continuation of Suspended Match		

Daily Match Information

Información diaria de los partidos / Informação Diária sobre as partidas

RESULTS SUMMARY

Event	Round	Name		Name	Results
Centre Court					
MS	2	(3) ALVES Thiago (BRA)	d.	PAIZ ASTURIAS Cristian (GUA)	7-6(4) 6-3
MS	2	CUELLAR Luis Javier (CUB)	d.	(15) ROMERO Victor (MEX)	6-1 6-3
MS	2	(2) GARCIA Adrian (CHI)	d.	ESTRELLA Victor (DOM)	6-3 6-3
MS	2	(12) AGUILAR Jorge (CHI)	d.	MULLINGS Devin (BAH)	6-4 6-3
MS	3	(4) DANIEL Marcos (BRA)	d.	CUELLAR Luis Javier (CUB)	6-1 6-4
MS	3	(1) SARETTA Flavio (BRA)	d.	AREVALO Rafael (ESA)	6-2 6-3
MS	2	ROMERO Yohny (VEN)	d.	(13) GONZALEZ Pablo (COL)	2-6 6-4 6-3
MS	3	(11) ARANGUREN Juan Martin (ARG)	d.	(8) SALAMANCA Carlos Andrés (COL)	7-5 6-1
MS	3	(7) SCHWANK Eduardo (ARG)	d.	(12) AGUILAR Jorge (CHI)	6-3 2-6 6-2
Court 1					
MS	2	(6) MIRANDA CHANG Ivan (PER)	d.	PAUL Todd (USA)	7-6(5) 6-4
MS	2	(8) SALAMANCA Carlos Andrés (COL)	d.	HELGESON Travis (USA)	1-6 6-0 6-4
Court 3					
MS	2	(14) GONZALES Santiago (MEX)	d.	GARCIA Jhonson (DOM)	6-1 6-0
MS	2	AREVALO Rafael (ESA)	d.	(A)(16) GARZA Daniel (MEX)	3-6 6-1 6-2
MS	2	HORMAZABAL Guillermo (CHI)	d.	(5) ZEBALLOS Horacio (ARG)	6-3 4-6 6-3
Court 4					
MS	2	(11) ARANGUREN Juan Martin (ARG)	d.	SANSONETTI Federico (URU)	6-3 6-1
MS	2	(10) FELDER Marcel (URU)	d.	AREVALO Marcelo (ESA)	6-0 6-2
MS	2	(9) QUINTERO AGUILAR Michael (COL)	d.	BASS Stephen (USA)	6-3 7-6(0)
MS	2	(7) SCHWANK Eduardo (ARG)	d.	RAMIREZ Juan Carlos (PAR)	6-2 6-3

Legend:

A Alternate	BM Bronze Medal	Def Defaulted	d. Defeated	Dsq Disqualified	F Final
INV Invitation	IP International Places	MD Men's Doubles	MS Men's Singles	QF Quarterfinal	Ret Retired
SF Semifinal	Susp Suspended	vs Versus	WD Women's Doubles	Wo Walkover	WS Women's Singles
>> Continuation of Suspended Match					

Daily Match Information

Información diaria de los partidos / Informação Diária sobre as partidas

RESULTS SUMMARY

Event	Round	Name		Name	Results
Centre Court					
MS	3	(14) GONZALES Santiago (MEX)	d.	(3) ALVES Thiago (BRA)	6-4 6-1
MS	QF	(1) SARETTA Flavio (BRA)	d.	(11) ARANGUREN Juan Martin (ARG)	6-2 6-2
MS	QF	(7) SCHWANK Eduardo (ARG)	d.	(4) DANIEL Marcos (BRA)	3-6 7-6(3) 7-5
MD	2	(3) DANIEL/SARETTA (BRA)	d.	CAMPBELL/PAGON (JAM)	6-2 6-1
MD	2	(2) SCHWANK/ZEBALLOS (ARG)	d.	PAIZ ASTURIAS/VIDAL (GUA)	6-2 6-1
MD	2	(1) AGUILAR/GARCIA (CHI)	d.	BEDMINSTER/GARDNER (ANT)	6-0 6-1
MD	2	(5) QUINTERO/SALAMANCA (COL)	d.	CUELLAR/MARTINEZ (CUB)	6-7(4) 7-6(3) 10-6
MD	2	(4) GONZALES/ROMERO (MEX)	d.	ELIEN/HIGHFIELD (ISV)	6-4 6-2
Court 1					
MS	3	(6) MIRANDA CHANG Ivan (PER)	d.	(10) FELDER Marcel (URU)	6-0 6-4
MS	QF	(9) QUINTERO AGUILAR Michael (COL)	d.	(14) GONZALES Santiago (MEX)	6-4 6-7(1) 6-3
Court 3					
MS	3	(9) QUINTERO AGUILAR Michael (COL)	d.	HORMAZABAL Guillermo (CHI)	6-4 6-1
MD	2	(7) ESTRELLA/GARCIA (DOM)	d.	MULLINGS/ROLLE (BAH)	6-7(7) 6-3 10-8
MD	2	HELGESON/PAUL (USA)	d.	(8) RAMIREZ/RAMIREZ (PAR)	6-3 7-5
Court 4					
MS	3	(2) GARCIA Adrian (CHI)	d.	ROMERO Yohny (VEN)	6-3 7-5
MD	2	FELDER/SANSONETTI (URU)	d.	(6) MEDINA ÁLVAREZ/RECARTE (VEN)	3-6 6-2 10-7
MS	QF	(2) GARCIA Adrian (CHI)	d.	(6) MIRANDA CHANG Ivan (PER)	6-2 7-6(5)

Legend:

A Alternate	BM Bronze Medal	Def Defaulted	d. Defeated	Dsq Disqualified	F Final
INV Invitation	IP International Places	MD Men's Doubles	MS Men's Singles	QF Quarterfinal	Ret Retired
SF Semifinal	Susp Suspended	vs Versus	WD Women's Doubles	Wo Walkover	WS Women's Singles
>> Continuation of Suspended Match					

Daily Match Information

Información diaria de los partidos / Informação Diária sobre as partidas

RESULTS SUMMARY

Event	Round	Name		Name	Results
Centre Court					
MS	SF	(1) SARETTA Flavio (BRA)	d.	(7) SCHWANK Eduardo (ARG)	3-6 7-5 6-0
MD	QF	(4) GONZALEZ/ROMERO (MEX)	d.	FELDER/SANSONETTI (URU)	7-6(4) 6-2
MD	QF	(7) ESTRELLA/GARCIA (DOM)	d.	(3) DANIEL/SARETTA (BRA)	1-6 6-3 11-9
MD	SF	(1) AGUILAR/GARCIA (CHI)	d.	(4) GONZALEZ/ROMERO (MEX)	6-3 6-1
MD	SF	(2) SCHWANK/ZEBALLOS (ARG)	d.	(7) ESTRELLA/GARCIA (DOM)	6-1 6-0
Court 1					
MS	SF	(2) GARCIA Adrian (CHI)	d.	(9) QUINTERO AGUILAR Michael (COL)	6-4 7-5
MD	QF	(1) AGUILAR/GARCIA (CHI)	d.	HELGESON/PAUL (USA)	7-5 6-2
Court 2					
MD	QF	(2) SCHWANK/ZEBALLOS (ARG)	d.	(5) QUINTERO /SALAMANCA (COL)	6-2 6-4

Legend:

A Alternate	BM Bronze Medal	Def Defaulted	d. Defeated	Dsq Disqualified	F Final
INV Invitation	IP International Places	MD Men's Doubles	MS Men's Singles	QF Quarterfinal	Ret Retired
SF Semifinal	Susp Suspended	vs Versus	WD Women's Doubles	Wo Walkover	WS Women's Singles
>> Continuation of Suspended Match					

Daily Match Information

Información diaria de los partidos / Informação Diária sobre as partidas

ORDER OF PLAY - ALL COURTS

Event	Round	Name	Name	Results
Centre Court				
starting at 11:00				
MS	F	(1) SARETTA Flavio (BRA)	vs (2) GARCIA Adrian (CHI)	Chair Umpire : DÍAZ GARCÍA Carlos (COL)
not before 14:00				
MD	F	(1) AGUILAR/GARCIA (CHI)	vs (2) SCHWANK/ZEBALLOS (ARG)	Chair Umpire : CHAGAS Adão (BRA)
Court 1				
starting at 11:00				
MS	BM	(7) SCHWANK Eduardo (ARG)	vs (9) QUINTERO AGUILAR Michael (COL)	Chair Umpire : ROMERO Cristina (MEX)
not before 14:00				
MD	BM	(4) GONZALEZ/ROMERO (MEX)	vs (7) ESTRELLA/GARCIA (DOM)	Chair Umpire : ALMEIDA Roberto (BRA)

Legend:

A Alternate	BM Bronze Medal	F Final	INV Invitation	IP International Places
MD Men's Doubles	MS Men's Singles	QF Quarterfinal	SF Semifinal	vs Versus
WD Women's Doubles	WS Women's Singles	>> Continuation of Suspended Match		

Daily Match Information

Información diaria de los partidos / Informação Diária sobre as partidas

RESULTS SUMMARY

Event	Round	Name		Name	Results
Centre Court					
MS	F	(1) SARETTA Flavio (BRA)	d.	(2) GARCIA Adrian (CHI)	6-3 4-6 7-6(2)
MD	F	(2) SCHWANK/ZEBALLOS (ARG)	d.	(1) AGUILAR/GARCIA (CHI)	6-3 6-4

Legend:

A Alternate	BM Bronze Medal	Def Defaulted	d. Defeated	Dsq Disqualified	F Final
INV Invitation	IP International Places	MD Men's Doubles	MS Men's Singles	QF Quarterfinal	Ret Retired
SF Semifinal	Susp Suspended	vs Versus	WD Women's Doubles	Wo Walkover	WS Women's Singles
>> Continuation of Suspended Match					

Entry List by Event

Lista de Inscrições por Evento / Lista de Inscrições por Evento

As of 22 JUL 2007

Singles Entry Ranking 16 JUL 2007	Name	NOC Code	Qualified Type	Seed
139	SARETTA Flavio	BRA		1
141	GARCIA Adrian	CHI		2
144	ALVES Thiago	BRA		3
183	DANIEL Marcos	BRA		4
212	ZEBALLOS Horacio	ARG		5
231	MIRANDA CHANG Ivan	PER		6
240	SCHWANK Eduardo	ARG		7
291	SALAMANCA Carlos Andrés	COL		8
309	QUINTERO AGUILAR Michael	COL		9
338	FELDER Marcel	URU		10
369	ARANGUREN Juan Martin	ARG		11
395	AGUILAR Jorge	CHI		12
420	GONZALEZ Pablo	COL		13
426	GONZALES Santiago	MEX		14
437	ROMERO Victor	MEX		15
445	GARZA Daniel	MEX	A	16
1286	WINKLAAR Rasid	AHO		
*	BEDMINSTER Carlton E.	ANT		
*	GARDNER Kevin A.	ANT		
1210	MULLINGS Devin	BAH		
1507	ROLLE Marvin	BAH		
*	DATE Michael	BAR		
861	LEWIS Haydn	BAR		
1084	DORIA MEDINA Mauricio	BOL		
501	HORMAZABAL Guillermo	CHI		
*	CUELLAR Luis Javier	CUB		
1380	HERNANDEZ Edgar	CUB		
*	MARTINEZ Sandor	CUB		
505	ESTRELLA Victor	DOM		
*	FERNANDEZ José	DOM		
860	GARCIA Jhonson	DOM		
*	AREVALO Marcelo	ESA		
782	AREVALO Rafael	ESA		
761	PAIZ ASTURIAS Cristian	GUA		
*	VIDAL Sebastian	GUA		
*	ELIEN Kristepher Michael	ISV		
*	HIGHFIELD Eugene	ISV		
*	CAMPBELL Eldad Kenzo	JAM		
*	PAGON Dominic	JAM		
1065	RAMIREZ Gustavo	PAR		
*	RAMIREZ Juan Carlos	PAR		
1132	SANSONETTI Federico	URU		



Marapendi Club
Club Marapendi
Clube Marapendi

Tennis
Tennis / Tênis

Men's Singles
Masculino Individual / Masculino Simples

Entry List by Event

Lista de Inscrições por Evento / Lista de Inscrições por Evento

As of 22 JUL 2007

Singles Entry Ranking 16 JUL 2007	Name	NOC Code	Qualified Type	Seed
1061	BASS Stephen	USA		
949	HELGESON Travis	USA		
949	PAUL Todd	USA		
449	MEDINA-ÁLVAREZ Jhonnatan	VEN		
617	RECARTE Roman	VEN		
479	ROMERO Yohny	VEN		

Note:
All changes are available in INFO

Legend:
A Alternate INV Invitation IP International Places * Without ranking



Draw

Sorteo / Sorteio

Rank	1st Round	Seed	2nd Round	3rd Round	Quarterfinal	Semifinal	Final
139	SARETTA Flavio Bye	(1) BRA	SARETTA F (1)				
	PAGON Dominic VIDAL Sebastian	JAM GUA	VIDAL S 6-4 6-3	SARETTA F (1) 6-1 6-1			
1084	DORIA MEDINA Mauricio	BOL	AREVALO R		SARETTA F (1) 6-2 6-3		
782	AREVALO Rafael Bye	ESA	6-1 6-0 GARZA D (16)(A)	AREVALO R 3-6 6-1 6-2			
445	GARZA Daniel	(16)(A) MEX				SARETTA F (1) 6-2 6-2	
369	ARANGUREN Juan Martin Bye	(11) ARG	ARANGUREN JM (11)				
1132	SANSONETTI Federico MARTINEZ Sandor	URU CUB	SANSONETTI F 6-1 6-3	ARANGUREN JM (11) 6-3 6-1			
949	ELIEN Kristopher Michael HELGESON Travis	ISV USA	HELGESON T 6-1 6-3		ARANGUREN JM (11) 7-5 6-1		
291	SALAMANCA Carlos Andrés	(8) COL	SALAMANCA CA (8)	SALAMANCA CA (8) 1-6 6-0 6-4			SARETTA F (1) 3-6 7-5 6-0
183	DANIEL Marcos Bye	(4) BRA	DANIEL M (4)				
	FERNANDEZ José WINKLAAR Rasid	DOM AHO	WINKLAAR R 6-3 6-4	DANIEL M (4) 6-2 6-0			
1286	RECARTE Roman CUELLAR Luis Javier	VEN CUB	CUELLAR LJ 6-2 7-5		DANIEL M (4) 6-1 6-4		
437	ROMERO Victor	(15) MEX	ROMERO V (15)	6-1 6-3			
395	AGUILAR Jorge Bye	(12) CHI	AGUILAR J (12)			SCHWANK E (7) 3-6 7-6(3) 7-5	
861	LEWIS Haydn	BAR	MULLINGS D	AGUILAR J (12) 6-4 6-3			
1210	MULLINGS Devin GARDNER Kevin A. RAMIREZ Juan Carlos	BAH ANT PAR	6-1 6-3 RAMIREZ JC 6-1 6-2		SCHWANK E (7) 6-3 2-6 6-2		
240	SCHWANK Eduardo	(7) ARG	SCHWANK E (7)	6-2 6-3			Winner SARETTA F (1) 6-3 4-6 7-6(2)
212	ZEBALLOS Horacio Bye	(5) ARG	ZEBALLOS H (5)				
501	HORMAZABAL Guillermo	CHI	HORMAZABAL G	HORMAZABAL G 6-3 4-6 6-3			
449	MEDINA-ÁLVAREZ Jhonnatan	VEN	6-2 4-6 6-2		QUINTERO AGUIL. (9) 6-4 6-1		
1507	ROLLE Marvin	BAH	BASS S				
1061	BASS Stephen Bye	USA	6-2 6-2 QUINTERO AGUIL. (9)	QUINTERO AGUIL. (9) 6-3 7-6(0)			
309	QUINTERO AGUILAR Mich	(9) COL				QUINTERO AGUIL. (9) 6-4 6-7(1) 6-3	
426	GONZALEZ Santiago Bye	(14) MEX	GONZALEZ S (14)				
1380	HERNANDEZ Edgar	CUB	GARCIA J	GONZALEZ S (14) 6-1 6-0			
860	GARCIA Jhonson	DOM	6-3 6-2		GONZALEZ S (14) 6-4 6-1		
761	PAIZ ASTURIAS Cristian DATE Michael	GUA BAR	PAIZ ASTURIAS C 6-0 6-3	ALVES T (3) 7-6(4) 6-3			
144	ALVES Thiago	(3) BRA	ALVES T (3)				GARCIA A (2) 6-4 7-5
231	MIRANDA CHANG Ivan Bye	(6) PER	MIRANDA CHANG I (6)				
949	PAUL Todd	USA	PAUL T	MIRANDA CHANG I (6) 7-6(5) 6-4			
1065	RAMIREZ Gustavo AREVALO Marcelo HIGHFIELD Eugene	PAR ESA ISV	6-1 6-3 AREVALO M 7-5 6-2		MIRANDA CHANG I (6) 6-0 6-4		
338	FELDER Marcel	(10) URU	FELDER M (10)	6-0 6-2			
420	GONZALEZ Pablo Bye	(13) COL	GONZALEZ P (13)			GARCIA A (2) 6-2 7-6(5)	
	BEDMINSTER Carlton E. ROMERO Yohny	ANT VEN	ROMERO Y 6-2 6-2	GARCIA A (2) 2-6 6-4 6-3			
479	CAMPBELL Eldad Kenzo	JAM	ESTRELLA V				
505	ESTRELLA Victor Bye	DOM	6-3 6-1 GARCIA A (2)	GARCIA A (2) 6-3 6-3			Bronze Medal SCHWANK E (7) 6-4 6-0
141	GARCIA Adrian	(2) CHI				SCHWANK E (7) QUINTERO AGUIL. (9)	

Note:

Ranking as of 16 JUL 2007

Legend:

A Alternate Def Defaulted Dsq Disqualified INV Invitation IP International Places Ret Retired Wo Walkover



Match Statistics

Estadísticas del Partido / Estatísticas da partida

UPDATE AFTER EACH SET
SUN 29 JUL 2007

W	SARETTA Flavio (1)	BRA	6	4	7		
	GARCIA Adrian (2)	CHI	3	6	6(2)		
Match elapsed time: 2h31min			42min	41min	68min		

Court: Centre

Chair Umpire: DÍAZ GARCÍA Carlos (COL)

Note:
For detailed scorecard information contact venue press centre.

Legend:
A Alternate **Def** Defaulted **Dsq** Disqualified **INV** Invitation **IP** International Places
Ret Retired **Susp** Suspended **W** Winner * Server



Match Statistics

Estadísticas del Partido / Estatísticas da partida

UPDATE AFTER EACH SET
SAT 28 JUL 2007

W	SCHWANK Eduardo (7) ARG	6	6			
	QUINTERO AGUILAR Michael (9) COL	4	0			
Match elapsed time: 1h20min		55min	25min			

Court: 1

Chair Umpire: ROMERO Cristina (MEX)

Note:
For detailed scorecard information contact venue press centre.

Legend:
A Alternate **Def** Defaulted **Dsq** Disqualified **INV** Invitation **IP** International Places
Ret Retired **Susp** Suspended **W** Winner * Server

Match Statistics

Estadísticas del Partido / Estatísticas da partida

UPDATE AFTER EACH SET
FRI 27 JUL 2007

W	SARETTA Flavio (1)	BRA	3	7	6		
	SCHWANK Eduardo (7)	ARG	6	5	0		
Match elapsed time: 2h08min			39min	53min	36min		

Court: Centre

Chair Umpire: DÍAZ GARCÍA Carlos (COL)

	SARETTA F (1)				SCHWANK E (7)			
	1Set	2Set	3Set	Total	1Set	2Set	3Set	Total
1st Serve %	54	53	50	53	48	61	37	49
Aces	1	0	1	2	2	2	1	5
Service Winners	0	5	3	8	1	2	1	4
Double Faults	1	0	0	1	3	1	0	4
1st Serve Points Won	8	13	6	27	11	16	3	30
1st Serve Points Played	13	18	9	40	13	22	11	46
1st Serve Winning %	62	72	67	68	85	73	27	65
1st Service Max Speed	kmh	188	190	191	191	187	181	172
	mph	117	118	119	119	116	112	107
2nd Serve Points Won	5	8	7	20	6	5	9	20
2nd Serve Points Played	11	16	9	36	14	14	19	47
2nd Serve Winning %	45	50	78	56	43	36	47	43
2nd Service Max Speed	kmh	137	147	140	147	153	152	156
	mph	85	91	87	91	95	94	97
Break Points Converted	1	2	3	6	2	1	0	3
Break Points Opportunities	1	2	10	13	4	3	1	8
Break Point Conversion %	100	100	30	46	50	33	0	38
Electronic Review/Challenge	0/0	0/0	0/0	0/0	0/0	0/0	0/0	0/0
Net Points Won	1	1	2	4	4	3	2	9
Net Point Played	1	4	3	8	7	5	4	16
Net Point Winning %	100	25	67	50	56	60	50	56
Total Points Won	23	36	31	90	28	34	17	79
Winners	4	5	4	13	11	10	4	25
Unforced Errors	13	20	11	44	15	25	23	63
Forehand Winners	1	0	4	5	8	8	3	19
Backhand Winners	3	5	0	8	3	2	1	6
Volley Winners	1	1	0	2	2	1	1	4

	1 Set									2 Set									3 Set								
SARETTA F (1)	0	*1	2	*3	3	*3	3	*3	3	*1	1	*2	2	*3	3	*3	3	*4	5	*6	7	*1	2	*3	4	*5	6
SCHWANK E (7)	*1	1	*1	1	*2	3	*4	5	*6	0	*1	1	*2	2	*3	4	*5	5	*5	5	*5	0	*0	0	*0	0	*0

Note:

For detailed scorecard information contact venue press centre.

Legend:

A Alternate **Def** Defaulted **Dsq** Disqualified **INV** Invitation **IP** International Places
Ret Retired **Susp** Suspended **W** Winner ***** Server



Marapendi Club
Club Marapendi
Clube Marapendi

Tennis
Tenis / Tênis

Men's Singles
Masculino Individual / Masculino Simples

Semifinal
Semifinal / Semifinal

Match Statistics

Estadísticas del Partido / Estatísticas da partida

UPDATE AFTER EACH SET
FRI 27 JUL 2007

	QUINTERO AGUILAR Michael (9) COL	4	5			
W	GARCIA Adrian (2) CHI	6	7			
Match elapsed time: 1h32min		38min	54min			

Court: 1

Chair Umpire: MAIA Rafael (BRA)

Note:
For detailed scorecard information contact venue press centre.

Legend:
A Alternate **Def** Defaulted **Dsq** Disqualified **INV** Invitation **IP** International Places
Ret Retired **Susp** Suspended **W** Winner * Server

Match Statistics

Estadísticas del Partido / Estatísticas da partida

UPDATE AFTER EACH SET
THU 26 JUL 2007

W	SARETTA Flavio (1)	BRA	6	6			
	ARANGUREN Juan Martin (11)	ARG	2	2			
Match elapsed time: 1h08min			35min	33min			

Court: Centre

Chair Umpire: DÍAZ GARCÍA Carlos (COL)

	SARETTA F (1)				ARANGUREN JM (11)			
	1Set	2Set	3Set	Total	1Set	2Set	3Set	Total
1st Serve %	57	62		60	45	43		44
Aces	1	0		1	0	0		0
Service Winners	2	3		5	1	2		3
Double Faults	1	0		1	1	0		1
1st Serve Points Won	11	9		20	6	6		12
1st Serve Points Played	14	13		27	10	10		20
1st Serve Winning %	79	69		74	60	60		60
1st Service Max Speed	kmh	190	176	190	173	189		189
	mph	118	109	118	107	117		117
2nd Serve Points Won	4	7		11	1	6		7
2nd Serve Points Played	10	8		18	12	13		25
2nd Serve Winning %	40	88		61	8	46		28
2nd Service Max Speed	kmh	149	166	166	138	151		151
	mph	93	103	103	86	94		94
Break Points Converted	3	2		5	1	0		1
Break Points Opportunities	5	5		10	1	0		1
Break Point Conversion %	60	40		50	100	0		100
Electronic Review/Challenge	0/0	0/0		0/0	0/0	0/0		0/0
Net Points Won	2	0		2	0	1		1
Net Point Played	3	0		3	0	6		6
Net Point Winning %	67	0		67	0	17		17
Total Points Won	30	27		57	16	17		33
Winners	8	3		11	3	2		5
Unforced Errors	11	13		24	18	21		39
Forehand Winners	6	2		8	2	1		3
Backhand Winners	2	1		3	1	1		2
Volley Winners	0	0		0	0	0		0

	1 Set								2 Set							
SARETTA F (1)	1	*1	1	*2	3	*4	5	*6	0	*1	2	*3	4	*5	5	*6
ARANGUREN JM (11)	*0	1	*2	2	*2	2	*2	2	*1	1	*1	1	*1	1	*2	2

Note:

For detailed scorecard information contact venue press centre.

Legend:

A Alternate **Def** Defaulted **Dsq** Disqualified **INV** Invitation Server **IP** International Places
Ret Retired **Susp** Suspended **W** Winner ***** Server

Match Statistics

Estadísticas del Partido / Estatísticas da partida

UPDATE AFTER EACH SET
THU 26 JUL 2007

	DANIEL Marcos (4)	BRA	6	6(3)	5		
W	SCHWANK Eduardo (7)	ARG	3	7	7		
Match elapsed time: 2h22min			33min	60min	49min		

Court: Centre

Chair Umpire: CURUCHET Rodolfo (URU)

	DANIEL M (4)				SCHWANK E (7)				
	1Set	2Set	3Set	Total	1Set	2Set	3Set	Total	
1st Serve %	75	65	59	65	42	61	55	53	
Aces	0	1	1	2	1	3	1	5	
Service Winners	2	6	2	10	0	3	1	4	
Double Faults	1	2	1	4	2	1	1	4	
1st Serve Points Won	12	23	15	50	8	15	13	36	
1st Serve Points Played	15	34	20	69	14	22	17	53	
1st Serve Winning %	80	68	75	72	56	68	76	68	
1st Service Max Speed	kmh	199	194	191	199	190	185	182	190
	mph	124	121	119	124	118	115	113	118
2nd Serve Points Won		2	6	6	14	8	10	9	27
2nd Serve Points Played		5	18	14	37	19	14	14	47
2nd Serve Winning %		40	33	43	38	42	71	64	56
2nd Service Max Speed	kmh	137	151	190	190	166	149	142	166
	mph	85	94	118	118	103	93	88	103
Break Points Converted		3	2	1	6	1	2	2	5
Break Points Opportunities		5	3	2	10	1	6	5	12
Break Point Conversion %		60	67	50	60	100	33	40	42
Electronic Review/Challenge		0/0	0/0	0/0	0/0	0/0	0/0	0/0	0/0
Net Points Won		1	6	5	12	0	5	5	10
Net Point Played		2	12	7	21	2	6	8	16
Net Point Winning %		50	50	71	56	0	83	63	63
Total Points Won		31	40	30	101	22	48	35	105
Winners		2	8	6	16	1	11	14	26
Unforced Errors		19	29	18	66	25	24	20	69
Forehand Winners		2	4	4	10	0	6	9	15
Backhand Winners		0	4	2	6	1	5	5	11
Volley Winners		1	2	4	7	0	2	4	6

	1 Set								
DANIEL M (4)	0	*0	0	*1	2	*3	4	*5	6
SCHWANK E (7)	*1	2	*3	3	*3	3	*3	3	*3

	2 Set												
DANIEL M (4)	*0	0	*1	2	*3	4	*5	5	*5	5	*6	6	6(3)
SCHWANK E (7)	1	*2	2	*2	2	*2	2	*3	4	*5	5	*6	7

	3 Set											
DANIEL M (4)	0	*1	1	*2	2	*3	3	*3	4	*5	5	*5
SCHWANK E (7)	*1	1	*2	2	*3	3	*4	5	*5	5	*6	7

Note:
For detailed scorecard information contact venue press centre.

Legend:
A Alternate **Def** Defaulted **Dsq** Disqualified **INV** Invitation Server **IP** International Places
Ret Retired **Susp** Suspended **W** Winner *



Match Statistics

Estadísticas del Partido / Estatísticas da partida

UPDATE AFTER EACH SET
THU 26 JUL 2007

W	QUINTERO AGUILAR Michael (9) COL	6	6(1)	6		
	GONZALES Santiago (14) MEX	4	7	3		
Match elapsed time: 2h04min		37min	50min	37min		

Court: 1

Note:
For detailed scorecard information contact venue press centre.

Legend:

A Alternate	Def Defaulted	Dsq Disqualified	INV Invitation	IP International Places
Ret Retired	Susp Suspended	W Winner	* Server	



Match Statistics

Estadísticas del Partido / Estatísticas da partida

UPDATE AFTER EACH SET
THU 26 JUL 2007

	MIRANDA CHANG Ivan (6)	PER	2	6(5)			
W	GARCIA Adrian (2)	CHI	6	7			
Match elapsed time: 1h50min			45min	65min			

Court: 4

Note:
For detailed scorecard information contact venue press centre.

Legend:
A Alternate **Def** Defaulted **Dsq** Disqualified **INV** Invitation **IP** International Places
Ret Retired **Susp** Suspended **W** Winner * Server

Match Statistics

Estadísticas del Partido / Estatísticas da partida

UPDATE AFTER EACH SET
WED 25 JUL 2007

W	SARETTA Flavio (1)	BRA	6	6			
	AREVALO Rafael	ESA	2	3			
Match elapsed time: 1h25min			39min	46min			

Court: Centre

Chair Umpire: CURUCHET Rodolfo (ARG)

	SARETTA F (1)				AREVALO R			
	1Set	2Set	3Set	Total	1Set	2Set	3Set	Total
1st Serve %	61	46		53	47	63		54
Aces	2	3		5	0	0		0
Service Winners	3	4		7	0	0		0
Double Faults	2	1		3	1	1		2
1st Serve Points Won	11	10		21	7	7		14
1st Serve Points Played	14	12		26	14	17		31
1st Serve Winning %	79	83		81	50	41		45
1st Service Max Speed	kmh	203	197	203	186	188		188
	mph	126	122	126	116	117		117
2nd Serve Points Won	6	6		12	8	4		12
2nd Serve Points Played	9	14		23	16	10		26
2nd Serve Winning %	67	43		52	50	40		46
2nd Service Max Speed	kmh	156	151	156	138	134		138
	mph	97	94	97	86	83		86
Break Points Converted	2	3		5	0	1		1
Break Points Opportunities	5	3		8	1	3		4
Break Point Conversion %	40	100		63	0	33		25
Electronic Review/Challenge	0/0	0/0		0/0	0/0	0/0		0/0
Net Points Won	1	2		3	2	1		3
Net Point Played	2	3		5	5	2		7
Net Point Winning %	50	67		60	40	50		43
Total Points Won	32	32		64	21	21		42
Winners	5	2		7	6	4		10
Unforced Errors	13	16		29	21	22		43
Forehand Winners	2	0		2	6	4		10
Backhand Winners	3	2		5	0	0		0
Volley Winners	0	2		2	1	0		1

	1 Set						2 Set										
SARETTA F (1)	0	*1	2	*3	4	*5	5	*6	0	*0	1	*2	2	*3	4	*5	6
AREVALO R	*1	1	*1	1	*1	1	*2	2	*1	2	*2	2	*3	3	*3	3	*3

Note:
For detailed scorecard information contact venue press centre.

Legend:
A Alternate **Def** Defaulted **Dsq** Disqualified **INV** Invitation Server **IP** International Places
Ret Retired **Susp** Suspended **W** Winner *

Match Statistics

Estadísticas del Partido / Estatísticas da partida

UPDATE AFTER EACH SET
WED 25 JUL 2007

W	ARANGUREN Juan Martin (11) ARG	7	6			
	SALAMANCA Carlos Andrés (8) COL	5	1			
Match elapsed time: 1h11min		42min	29min			

Court: Centre

Chair Umpire: ALMEIDA Roberto (BRA)

	ARANGUREN JM (11)				SALAMANCA CA (8)			
	1Set	2Set	3Set	Total	1Set	2Set	3Set	Total
1st Serve %	69	61		66	59	75		65
Aces	1	3		4	0	2		2
Service Winners	4	4		8	3	0		3
Double Faults	1	1		2	2	2		4
1st Serve Points Won	22	12		34	16	5		21
1st Serve Points Played	25	19		44	19	12		31
1st Serve Winning %	88	63		77	84	42		68
1st Service Max Speed	kmh	189	181	189	191	175		191
	mph	117	112	117	119	109		119
2nd Serve Points Won		5	9	14	6	1		7
2nd Serve Points Played		11	12	23	13	4		17
2nd Serve Winning %		45	75	61	46	25		41
2nd Service Max Speed	kmh	148	156	156	185	150		185
	mph	92	97	97	115	93		115
Break Points Converted		1	2	3	0	0		0
Break Points Opportunities		1	2	3	2	6		8
Break Point Conversion %		100	100	100	0	0		0
Electronic Review/Challenge		0/0	0/0	0/0	0/0	0/0		0/0
Net Points Won		1	0	1	1	4		5
Net Point Played		5	0	5	2	5		7
Net Point Winning %		20	0	20	50	80		71
Total Points Won		37	31	68	31	16		47
Winners		5	3	8	10	5		15
Unforced Errors		17	8	25	25	19		44
Forehand Winners		5	1	6	9	3		12
Backhand Winners		0	2	2	1	2		3
Volley Winners		1	0	1	1	1		2

	1 Set						
	*1	1	*2	2	*3	3	*4
ARANGUREN JM (11)							
SALAMANCA CA (8)	0	*1	1	*2	2	*3	3

	2 Set					
	*1	2	*3	4	*5	5
ARANGUREN JM (11)						
SALAMANCA CA (8)	0	*0	0	*0	0	*1

Note:
For detailed scorecard information contact venue press centre.

Legend:
A Alternate **Def** Defaulted **Dsq** Disqualified **INV** Invitation **IP** International Places
Ret Retired **Susp** Suspended **W** Winner * Server

Match Statistics

Estadísticas del Partido / Estatísticas da partida

UPDATE AFTER EACH SET
WED 25 JUL 2007

W	DANIEL Marcos (4)	BRA	6	6			
	CUELLAR Luis Javier	CUB	1	4			
Match elapsed time: 1h07min			24min	43min			

Court: Centre

Chair Umpire: ROMERO Cristina (MEX)

	DANIEL M (4)				CUELLAR LJ			
	1Set	2Set	3Set	Total	1Set	2Set	3Set	Total
1st Serve %	56	48		52	81	70		74
Aces	1	3		4	0	0		0
Service Winners	5	2		7	1	1		2
Double Faults	1	0		1	1	2		3
1st Serve Points Won	10	12		22	6	13		19
1st Serve Points Played	13	14		27	13	21		34
1st Serve Winning %	77	86		81	46	62		56
1st Service Max Speed	kmh	191	195	195	169	175		175
	mph	119	121	121	105	109		109
2nd Serve Points Won	7	9		16	1	5		6
2nd Serve Points Played	10	15		25	3	9		12
2nd Serve Winning %	70	60		64	33	56		50
2nd Service Max Speed	kmh	189	168	189	174	179		179
	mph	117	104	117	108	111		111
Break Points Converted	2	1		3	0	0		0
Break Points Opportunities	2	3		5	1	0		1
Break Point Conversion %	100	33		60	0	0		0
Electronic Review/Challenge	0/0	0/0		0/0	0/0	0/0		0/0
Net Points Won	0	2		2	1	2		3
Net Point Played	0	3		3	1	4		5
Net Point Winning %	0	67		67	100	50		60
Total Points Won	26	33		59	13	26		39
Winners	3	7		10	1	3		4
Unforced Errors	10	22		32	16	19		35
Forehand Winners	2	5		7	1	3		4
Backhand Winners	1	2		3	0	0		0
Volley Winners	0	2		2	0	1		1

	1 Set						2 Set										
DANIEL M (4)	*1	1	*2	3	*4	5	*6	0	*1	1	*2	2	*3	4	*5	5	*6
CUELLAR LJ	0	*1	1	*1	1	*1	1	*1	1	*2	2	*3	3	*3	3	*4	4

Note:
For detailed scorecard information contact venue press centre.

Legend:
A Alternate **Def** Defaulted **Dsq** Disqualified **INV** Invitation Server **IP** International Places
Ret Retired **Susp** Suspended **W** Winner *

Match Statistics

Estadísticas del Partido / Estatísticas da partida

UPDATE AFTER EACH SET
WED 25 JUL 2007

	AGUILAR Jorge (12)	CHI	3	6	2		
W	SCHWANK Eduardo (7)	ARG	6	2	6		
Match elapsed time: 1h54min			34min	48min	32min		

Court: Centre

Chair Umpire: CHAGAS Adão (BRA)

	AGUILAR J (12)				SCHWANK E (7)				
	1Set	2Set	3Set	Total	1Set	2Set	3Set	Total	
1st Serve %	64	70	77	70	66	43	52	55	
Aces	0	0	1	1	2	1	1	4	
Service Winners	1	1	2	4	4	1	3	8	
Double Faults	1	1	0	2	3	5	0	8	
1st Serve Points Won	8	21	10	39	16	6	11	33	
1st Serve Points Played	14	32	17	63	21	9	12	42	
1st Serve Winning %	56	66	59	62	76	67	92	79	
1st Service Max Speed	kmh	187	177	182	187	185	171	181	185
	mph	116	110	113	116	115	106	112	115
2nd Serve Points Won		2	6	2	10	4	3	6	13
2nd Serve Points Played		8	14	5	27	11	12	11	34
2nd Serve Winning %		25	43	40	37	36	25	55	38
2nd Service Max Speed	kmh	141	185	142	185	174	177	145	177
	mph	88	115	88	115	108	110	90	110
Break Points Converted		1	2	0	3	2	0	2	4
Break Points Opportunities		1	2	1	4	3	7	3	13
Break Point Conversion %		100	100	0	75	67	0	67	31
Electronic Review/Challenge		0/0	0/0	0/0	0/0	0/0	0/0	0/0	0/0
Net Points Won		4	6	2	12	4	1	5	10
Net Point Played		7	9	2	18	5	3	5	13
Net Point Winning %		56	67	100	67	80	33	100	77
Total Points Won		22	39	18	79	32	28	27	87
Winners		4	8	4	16	11	7	9	27
Unforced Errors		14	18	14	46	14	25	11	50
Forehand Winners		4	7	4	15	10	3	9	22
Backhand Winners		0	1	0	1	1	4	0	5
Volley Winners		0	0	0	0	1	0	4	5

	1 Set						2 Set						3 Set												
AGUILAR J (12)	0	*1	1	*1	2	*2	2	*3	3	*1	1	*2	2	*3	4	*5	6	*1	1	*1	1	*1	1	*2	2
SCHWANK E (7)	*1	1	*2	3	*3	4	*5	5	*6	0	*1	1	*2	2	*2	2	*2	0	*1	2	*3	4	*5	5	*6

Note:
For detailed scorecard information contact venue press centre.

Legend:
A Alternate **Def** Defaulted **Dsq** Disqualified **INV** Invitation **IP** International Places
Ret Retired **Susp** Suspended **W** Winner * Server

Match Statistics

Estadísticas del Partido / Estatísticas da partida

UPDATE AFTER EACH SET
THU 26 JUL 2007

	HORMAZABAL Guillermo	CHI	4	1			
W	QUINTERO AGUILAR Michael (9)	COL	6	6			
Match elapsed time: 1h16min			45min	31min			

Court: 3

Chair Umpire: PARADA Luiz (BRA)

Note:
For detailed scorecard information contact venue press centre.

Legend:

A Alternate	Def Defaulted	Dsq Disqualified	INV Invitation	IP International Places
Ret Retired	Susp Suspended	W Winner	* Server	

Match Statistics

Estadísticas del Partido / Estatísticas da partida

UPDATE AFTER EACH SET
THU 26 JUL 2007

W	GONZALES Santiago (14)	MEX	6	6			
	ALVES Thiago (3)	BRA	4	1			
Match elapsed time: 1h04min			33min	31min			

Court: Centre

Chair Umpire: CURUCHET Rodolfo (URU)

	GONZALES S (14)				ALVES T (3)			
	1Set	2Set	3Set	Total	1Set	2Set	3Set	Total
1st Serve %	61	45		53	62	50		56
Aces	2	2		4	0	0		0
Service Winners	6	5		11	2	2		4
Double Faults	0	2		2	0	2		2
1st Serve Points Won	13	10		23	8	7		15
1st Serve Points Played	20	13		33	16	10		26
1st Serve Winning %	65	77		70	50	70		57
1st Service Max Speed								
kmh	199	197		199	172	178		178
mph	124	122		124	107	111		111
2nd Serve Points Won	8	9		17	6	1		7
2nd Serve Points Played	13	16		29	10	10		20
2nd Serve Winning %	62	56		59	60	10		35
2nd Service Max Speed								
kmh	158	187		187	179	158		179
mph	98	116		116	111	98		111
Break Points Converted	2	2		4	1	0		1
Break Points Opportunities	2	2		4	2	2		4
Break Point Conversion %	100	100		100	50	0		25
Electronic Review/Challenge	0/0	0/0		0/0	0/0	0/0		0/0
Net Points Won	2	1		3	2	4		6
Net Point Played	3	2		5	3	6		9
Net Point Winning %	67	50		60	67	67		67
Total Points Won	33	31		64	26	18		44
Winners	6	7		13	5	6		11
Unforced Errors	19	8		27	19	15		34
Forehand Winners	6	6		12	2	5		7
Backhand Winners	0	1		1	3	1		4
Volley Winners	1	0		1	2	1		3

	1 Set										2 Set						
GONZALES S (14)	*1	1	*2	2	*3	4	*5	5	*5	6	*1	2	*3	4	*5	5	*6
ALVES T (3)	0	*1	1	*2	2	*2	2	*3	4	*4	0	*0	0	*0	0	*1	1

Note:

For detailed scorecard information contact venue press centre.

Legend:

A Alternate **Def** Defaulted **Dsq** Disqualified **INV** Invitation **IP** International Places
Ret Retired **Susp** Suspended **W** Winner * Server



Match Statistics

Estadísticas del Partido / Estatísticas da partida

UPDATE AFTER EACH SET
THU 26 JUL 2007

W	MIRANDA CHANG Ivan (6)	PER	6	6			
	FELDER Marcel (10)	URU	0	4			
Match elapsed time: 1h17min			24min	53min			

Court: 1

Chair Umpire: CAMPOS Marcus (BRA)

Note:
For detailed scorecard information contact venue press centre.

Legend:
A Alternate **Def** Defaulted **Dsq** Disqualified **INV** Invitation **IP** International Places
Ret Retired **Susp** Suspended **W** Winner * Server



Match Statistics

Estadísticas del Partido / Estatísticas da partida

UPDATE AFTER EACH SET
THU 26 JUL 2007

	ROMERO Yohny	VEN	3	5			
W	GARCIA Adrian (2)	CHI	6	7			
Match elapsed time: 1h27min			33min	54min			

Court: 4

Chair Umpire: ROMERO Cristina (MEX)

Note:
For detailed scorecard information contact venue press centre.

Legend:

A Alternate	Def Defaulted	Dsq Disqualified	INV Invitation Server	IP International Places
Ret Retired	Susp Suspended	W Winner	*	

Match Statistics

Estadísticas del Partido / Estatísticas da partida

UPDATE AFTER EACH SET
TUE 24 JUL 2007

W	SARETTA Flavio (1)	BRA	6	6			
	VIDAL Sebastian	GUA	1	1			
Match elapsed time: 1h04min			34min	30min			

Court: Centre

Chair Umpire: DÍAZ GARCÍA Carlos (COL)

	SARETTA F (1)				VIDAL S			
	1Set	2Set	3Set	Total	1Set	2Set	3Set	Total
1st Serve %	41	50		45	40	57		48
Aces	1	3		4	0	0		0
Service Winners	3	6		9	0	1		1
Double Faults	2	0		2	4	1		5
1st Serve Points Won	6	8		14	5	9		14
1st Serve Points Played	9	9		18	12	15		27
1st Serve Winning %	67	89		78	42	60		52
1st Service Max Speed	kmh	183	186	186	181	174		181
	mph	114	116	116	112	108		112
2nd Serve Points Won	7	8		15	5	3		8
2nd Serve Points Played	13	9		22	18	11		29
2nd Serve Winning %	54	89		68	28	27		28
2nd Service Max Speed	kmh	160	189	189	158	162		162
	mph	99	117	117	98	101		101
Break Points Converted	4	2		6	1	0		1
Break Points Opportunities	6	5		11	3	0		3
Break Point Conversion %	67	40		55	33	0		33
Electronic Review/Challenge	0/0	0/0		0/0	0/0	0/0		0/0
Net Points Won	1	1		2	2	2		4
Net Point Played	3	2		5	4	4		8
Net Point Winning %	33	50		40	50	50		50
Total Points Won	33	30		63	19	14		33
Winners	6	5		11	4	5		9
Unforced Errors	13	8		21	19	15		34
Forehand Winners	5	2		7	3	1		4
Backhand Winners	1	3		4	1	4		5
Volley Winners	1	0		1	0	2		2

	1 Set						2 Set							
SARETTA F (1)	1	*1	2	*3	4	*5	6	*1	2	*3	4	*5	5	*6
VIDAL S	*0	1	*1	1	*1	1	*1	0	*0	0	*0	0	*1	1

Note:
For detailed scorecard information contact venue press centre.

Legend:
A Alternate **Def** Defaulted **Dsq** Disqualified **INV** Invitation **IP** International Places
Ret Retired **Susp** Suspended **W** Winner * Server

Match Statistics

Estadísticas del Partido / Estatísticas da partida

UPDATE AFTER EACH SET
WED 25 JUL 2007

W	AREVALO Rafael	ESA	3	6	6		
	GARZA Daniel (16)(A)	MEX	6	1	2		
Match elapsed time: 1h36min			36min	30min	30min		

Court: 3

Chair Umpire: CHAGAS Adão (BRA)

Note:
For detailed scorecard information contact venue press centre.

Legend:
A Alternate **Def** Defaulted **Dsq** Disqualified **INV** Invitation **IP** International Places
Ret Retired **Susp** Suspended **W** Winner * Server

Match Statistics

Estadísticas del Partido / Estatísticas da partida

UPDATE AFTER EACH SET
WED 25 JUL 2007

W	ARANGUREN Juan Martin (11)	ARG	6	6			
	SANSONETTI Federico	URU	3	1			
Match elapsed time: 1h24min			50min	34min			

Court: 4

Chair Umpire: VIEIRA Paula (BRA)

Note:
For detailed scorecard information contact venue press centre.

Legend:

A Alternate	Def Defaulted	Dsq Disqualified	INV Invitation	IP International Places
Ret Retired	Susp Suspended	W Winner	* Server	

Match Statistics

Estadísticas del Partido / Estatísticas da partida

UPDATE AFTER EACH SET
WED 25 JUL 2007

	HELGESON Travis	USA	6	0	4		
W	SALAMANCA Carlos Andrés (8)	COL	1	6	6		
Match elapsed time: 1h30min			28min	27min	35min		

Court: 1

Chair Umpire: ROMERO Cristina (MEX)

Note:
For detailed scorecard information contact venue press centre.

Legend:
A Alternate **Def** Defaulted **Dsq** Disqualified **INV** Invitation **IP** International Places
Ret Retired **Susp** Suspended **W** Winner * Server

Match Statistics

Estadísticas del Partido / Estatísticas da partida

UPDATE AFTER EACH SET
TUE 24 JUL 2007

W	DANIEL Marcos (4)	BRA	6	6			
	WINKLAAR Rasid	AHO	2	0			
Match elapsed time: 52min			30min	22min			

Court: Centre

Chair Umpire: CURUCHET Rodolfo (ARG)

	DANIEL M (4)				WINKLAAR R			
	1Set	2Set	3Set	Total	1Set	2Set	3Set	Total
1st Serve %	63	44		56	67	65		66
Aces	1	3		4	2	0		2
Service Winners	6	1		7	4	1		5
Double Faults	1	0		1	2	2		4
1st Serve Points Won	12	6		18	12	6		18
1st Serve Points Played	17	7		24	20	13		33
1st Serve Winning %	71	86		75	60	46		55
1st Service Max Speed	kmh	185	193	193	194	184		194
	mph	115	120	120	121	114		121
2nd Serve Points Won	6	6		12	3	0		3
2nd Serve Points Played	10	9		19	10	7		17
2nd Serve Winning %	60	67		63	30	0		18
2nd Service Max Speed	kmh	151	145	151	148	186		186
	mph	94	90	94	92	116		116
Break Points Converted	2	3		5	0	0		0
Break Points Opportunities	3	4		7	1	0		1
Break Point Conversion %	67	75		71	0	0		0
Electronic Review/Challenge	0/0	0/0		0/0	0/0	0/0		0/0
Net Points Won	3	1		4	0	1		1
Net Point Played	3	1		4	0	1		1
Net Point Winning %	100	100		100	0	100		100
Total Points Won	33	26		59	24	10		34
Winners	6	9		15	1	3		4
Unforced Errors	16	6		22	18	11		29
Forehand Winners	4	7		11	1	3		4
Backhand Winners	2	2		4	0	0		0
Volley Winners	1	1		2	0	1		1

	1 Set								2 Set					
	1	*2	2	*3	3	*4	5	*6	1	*2	3	*4	5	*6
DANIEL M (4)														
WINKLAAR R	*0	0	*1	1	*2	2	*2	2	*0	0	*0	0	*0	0

Note:
For detailed scorecard information contact venue press centre.

Legend:
A Alternate **Def** Defaulted **Dsq** Disqualified **INV** Invitation Server **IP** International Places
Ret Retired **Susp** Suspended **W** Winner *

Match Statistics

Estadísticas del Partido / Estatísticas da partida

UPDATE AFTER EACH SET
WED 25 JUL 2007

W	CUELLAR Luis Javier	CUB	6	6			
	ROMERO Victor (15)	MEX	1	3			
Match elapsed time: 58min			29min	29min			

Court: Centre

Chair Umpire: MAIA Rafael (BRA)

	CUELLAR LJ				ROMERO V (15)			
	1Set	2Set	3Set	Total	1Set	2Set	3Set	Total
1st Serve %	91	83		86	40	75		56
Aces	0	0		0	0	1		1
Service Winners	1	2		3	1	0		1
Double Faults	0	2		2	1	0		1
1st Serve Points Won	14	20		34	5	9		14
1st Serve Points Played	20	30		50	10	15		25
1st Serve Winning %	70	67		68	50	60		56
1st Service Max Speed	kmh	153	194	194	191	185		191
	mph	95	121	121	119	115		119
2nd Serve Points Won	0	4		4	5	3		8
2nd Serve Points Played	2	6		8	15	5		20
2nd Serve Winning %	0	67		50	33	60		40
2nd Service Max Speed	kmh	128	-	128	182	143		182
	mph	80	-	80	113	89		113
Break Points Converted	3	1		4	0	0		0
Break Points Opportunities	3	1		4	1	1		2
Break Point Conversion %	100	100		100	0	0		0
Electronic Review/Challenge	0/0	0/0		0/0	0/0	0/0		0/0
Net Points Won	3	1		4	2	0		2
Net Point Played	4	1		5	4	0		4
Net Point Winning %	75	100		80	50	0		50
Total Points Won	29	32		61	18	24		42
Winners	6	9		15	6	6		12
Unforced Errors	11	15		26	21	21		42
Forehand Winners	4	5		9	4	2		6
Backhand Winners	2	4		6	2	4		6
Volley Winners	2	1		3	2	0		2

	1 Set						
CUELLAR LJ	1	*2	3	*4	4	*5	6
ROMERO V (15)	*0	0	*0	0	*1	1	*1

	2 Set								
	*1	2	*3	3	*4	4	*5	5	*6
	0	*0	0	*1	1	*2	2	*3	3

Note:
For detailed scorecard information contact venue press centre.

Legend:
A Alternate **Def** Defaulted **Dsq** Disqualified **INV** Invitation Server **IP** International Places
Ret Retired **Susp** Suspended **W** Winner *

Match Statistics

Estadísticas del Partido / Estatísticas da partida

UPDATE AFTER EACH SET
WED 25 JUL 2007

W	AGUILAR Jorge (12)	CHI	6	6			
	MULLINGS Devin	BAH	4	3			
Match elapsed time: 1h24min			45min	39min			

Court: Centre

Chair Umpire: ALMEIDA Roberto (BRA)

	AGUILAR J (12)				MULLINGS D			
	1Set	2Set	3Set	Total	1Set	2Set	3Set	Total
1st Serve %	41	68		56	80	85		82
Aces	1	2		3	0	2		2
Service Winners	5	5		10	1	1		2
Double Faults	3	0		3	0	0		0
1st Serve Points Won	7	18		25	14	13		27
1st Serve Points Played	12	23		35	28	22		50
1st Serve Winning %	57	78		71	50	59		54
1st Service Max Speed	kmh	182	193	193	176	174		176
	mph	113	120	120	109	108		109
2nd Serve Points Won	8	5		13	3	3		6
2nd Serve Points Played	17	11		28	7	4		11
2nd Serve Winning %	47	45		46	43	75		55
2nd Service Max Speed	kmh	184	164	184	134	157		157
	mph	114	102	114	83	98		98
Break Points Converted	3	1		4	2	0		2
Break Points Opportunities	6	1		7	3	1		4
Break Point Conversion %	50	100		56	67	0		50
Electronic Review/Challenge	0/0	0/0		0/0	0/0	0/0		0/0
Net Points Won	1	1		2	1	0		1
Net Point Played	2	2		4	1	0		1
Net Point Winning %	50	50		50	100	0		100
Total Points Won	33	33		66	31	27		58
Winners	8	11		19	4	3		7
Unforced Errors	23	21		44	19	15		34
Forehand Winners	5	9		14	1	2		3
Backhand Winners	3	2		5	3	1		4
Volley Winners	0	0		0	0	0		0

	1 Set										2 Set									
AGUILAR J (12)	*0	1	*2	2	*3	3	*4	5	*5	6	*1	1	*2	2	*3	4	*5	5	*6	
MULLINGS D	1	*1	1	*2	2	*3	3	*3	4	*4	0	*1	1	*2	2	*2	2	*3	3	

Note:
For detailed scorecard information contact venue press centre.

Legend:
A Alternate **Def** Defaulted **Dsq** Disqualified **INV** Invitation Server **IP** International Places
Ret Retired **Susp** Suspended **W** Winner *



Match Statistics

Estadísticas del Partido / Estatísticas da partida

UPDATE AFTER EACH SET
WED 25 JUL 2007

	RAMIREZ Juan Carlos	PAR	2	3			
W	SCHWANK Eduardo (7)	ARG	6	6			
Match elapsed time: 1h04min			29min	35min			

Court: 4

Chair Umpire: ALMEIDA Roberto (BRA)

Note:
For detailed scorecard information contact venue press centre.

Legend:
A Alternate **Def** Defaulted **Dsq** Disqualified **INV** Invitation **IP** International Places
Ret Retired **Susp** Suspended **W** Winner * Server



Match Statistics

Estadísticas del Partido / Estatísticas da partida

UPDATE AFTER EACH SET
WED 25 JUL 2007

	ZEBALLOS Horacio (5)	ARG	3	6	3		
W	HORMAZABAL Guillermo	CHI	6	4	6		
Match elapsed time: 2h02min			38min	44min	40min		

Court: 3

Chair Umpire: DÍAZ GARCÍA Carlos (COL)

Note:
For detailed scorecard information contact venue press centre.

Legend:
A Alternate **Def** Defaulted **Dsq** Disqualified **INV** Invitation **IP** International Places
Ret Retired **Susp** Suspended **W** Winner * Server

Match Statistics

Estadísticas del Partido / Estatísticas da partida

UPDATE AFTER EACH SET
WED 25 JUL 2007

	BASS Stephen	USA	3	6(0)			
W	QUINTERO AGUILAR Michael (9)	COL	6	7			
Match elapsed time: 1h23min			28min	55min			

Court: 4

Chair Umpire: ROLDAN Alejandro (ARG)

Note:
For detailed scorecard information contact venue press centre.

Legend:

A Alternate	Def Defaulted	Dsq Disqualified	INV Invitation Server	IP International Places
Ret Retired	Susp Suspended	W Winner	*	

Match Statistics

Estadísticas del Partido / Estatísticas da partida

UPDATE AFTER EACH SET
WED 25 JUL 2007

W	GONZALES Santiago (14)	MEX	6	6			
	GARCIA Jhonson	DOM	1	0			
Match elapsed time: 42min			18min	24min			

Court: 3

Chair Umpire: VEIGA Roberto (BRA)

Note:
For detailed scorecard information contact venue press centre.

Legend:
A Alternate **Def** Defaulted **Dsq** Disqualified **INV** Invitation **IP** International Places
Ret Retired **Susp** Suspended **W** Winner * Server

Match Statistics

Estadísticas del Partido / Estatísticas da partida

UPDATE AFTER EACH SET
WED 25 JUL 2007

	PAIZ ASTURIAS Cristian	GUA	6(4)	3			
W	ALVES Thiago (3)	BRA	7	6			
Match elapsed time: 1h23min			47min	36min			

Court: Centre

Chair Umpire: ROLDAN Alejandro (ARG)

	PAIZ ASTURIAS C				ALVES T (3)			
	1Set	2Set	3Set	Total	1Set	2Set	3Set	Total
1st Serve %	63	53		59	62	64		63
Aces	0	1		1	2	3		5
Service Winners	9	4		13	2	2		4
Double Faults	1	2		3	0	0		0
1st Serve Points Won	16	11		27	21	14		35
1st Serve Points Played	26	17		43	28	16		44
1st Serve Winning %	62	65		63	75	88		80
1st Service Max Speed								
kmh	158	157		158	180	174		180
mph	98	98		98	112	108		112
2nd Serve Points Won	8	8		16	7	6		13
2nd Serve Points Played	15	15		30	17	9		26
2nd Serve Winning %	53	53		53	41	67		50
2nd Service Max Speed								
kmh	137	137		137	140	152		152
mph	85	85		85	87	94		94
Break Points Converted	1	0		1	1	1		2
Break Points Opportunities	2	0		2	2	3		5
Break Point Conversion %	50	0		50	50	33		40
Electronic Review/Challenge	0/0	0/0		0/0	0/0	0/0		0/0
Net Points Won	5	1		6	1	1		2
Net Point Played	6	4		10	2	2		4
Net Point Winning %	83	25		60	50	50		50
Total Points Won	41	24		65	45	33		78
Winners	8	2		10	11	4		15
Unforced Errors	29	22		51	24	17		41
Forehand Winners	4	0		4	6	3		9
Backhand Winners	4	2		6	5	1		6
Volley Winners	4	1		5	0	1		1

PAIZ ASTURIAS C	1 Set												
	*1	1	*2	2	*3	3	*3	3	*4	5	*6	6	6(4)
ALVES T (3)	0	*1	1	*2	2	*3	4	*5	5	*5	5	*6	7

	2 Set								
	0	*1	1	*2	2	*3	3	*3	3
	*1	1	*2	2	*3	3	*4	5	*6

Note:
For detailed scorecard information contact venue press centre.

Legend:
A Alternate **Def** Defaulted **Dsq** Disqualified **INV** Invitation **IP** International Places
Ret Retired **Susp** Suspended **W** Winner * Server



Match Statistics

Estadísticas del Partido / Estatísticas da partida

UPDATE AFTER EACH SET
WED 25 JUL 2007

W	MIRANDA CHANG Ivan (6)	PER	7	6			
	PAUL Todd	USA	6(5)	4			
Match elapsed time: 1h40min			52min	48min			

Court: 1

Chair Umpire: PARADA Luiz (BRA)

Note:
For detailed scorecard information contact venue press centre.

Legend:
A Alternate **Def** Defaulted **Dsq** Disqualified **INV** Invitation **IP** International Places
Ret Retired **Susp** Suspended **W** Winner * Server



Match Statistics

Estadísticas del Partido / Estatísticas da partida

UPDATE AFTER EACH SET
WED 25 JUL 2007

	AREVALO Marcelo	ESA	0	2			
W	FELDER Marcel (10)	URU	6	6			
Match elapsed time: 1h02min			20min	42min			

Court: 4

Chair Umpire: CAMPOS Marcus (BRA)

Note:
For detailed scorecard information contact venue press centre.

Legend:
A Alternate **Def** Defaulted **Dsq** Disqualified **INV** Invitation **IP** International Places
Ret Retired **Susp** Suspended **W** Winner * Server

Match Statistics

Estadísticas del Partido / Estatísticas da partida

UPDATE AFTER EACH SET
WED 25 JUL 2007

	GONZALEZ Pablo (13)	COL	6	4	3		
W	ROMERO Yohny	VEN	2	6	6		
Match elapsed time: 1h37min			36min	36min	25min		

Court: Centre

Chair Umpire: VIEIRA Paula (BRA)

Note:
For detailed scorecard information contact venue press centre.

Legend:

A Alternate	Def Defaulted	Dsq Disqualified	INV Invitation Server	IP International Places
Ret Retired	Susp Suspended	W Winner	*	

Match Statistics

Estadísticas del Partido / Estatísticas da partida

UPDATE AFTER EACH SET
WED 25 JUL 2007

	ESTRELLA Victor	DOM	3	3			
W	GARCIA Adrian (2)	CHI	6	6			
Match elapsed time: 1h04min			29min	35min			

Court: Centre

Chair Umpire: VEIGA Roberto (BRA)

	ESTRELLA V				GARCIA A (2)			
	1Set	2Set	3Set	Total	1Set	2Set	3Set	Total
1st Serve %	65	56		61	50	48		49
Aces	0	0		0	0	0		0
Service Winners	3	1		4	2	3		5
Double Faults	2	1		3	2	1		3
1st Serve Points Won	12	9		21	10	11		21
1st Serve Points Played	20	14		34	11	12		23
1st Serve Winning %	60	64		62	91	92		91
1st Service Max Speed	kmh	191	193	193	189	189		189
	mph	119	120	120	117	117		117
2nd Serve Points Won		5	6	11	6	9		15
2nd Serve Points Played		11	11	22	11	13		24
2nd Serve Winning %		45	55	50	55	69		63
2nd Service Max Speed	kmh	164	153	164	142	145		145
	mph	102	95	102	88	90		90
Break Points Converted		0	0	0	2	1		3
Break Points Opportunities		0	0	0	4	3		7
Break Point Conversion %		0	0	0	50	33		43
Electronic Review/Challenge		0/0	0/0	0/0	0/0	0/0		0/0
Net Points Won		2	1	3	2	5		7
Net Point Played		4	3	7	3	7		10
Net Point Winning %		50	33	43	67	71		70
Total Points Won		23	20	43	30	30		60
Winners		3	4	7	2	9		11
Unforced Errors		24	17	41	15	14		29
Forehand Winners		3	3	6	1	4		5
Backhand Winners		0	1	1	1	5		6
Volley Winners		0	0	0	2	4		6

	1 Set									2 Set								
	*1	1	*2	2	*2	2	*3	3	*3	0	*1	1	*2	2	*3	3	*3	3
ESTRELLA V																		
GARCIA A (2)	0	*1	1	*2	3	*4	4	*5	6	*1	1	*2	2	*3	3	*4	5	*6

Note:

For detailed scorecard information contact venue press centre.

Legend:

A Alternate **Def** Defaulted **Dsq** Disqualified **INV** Invitation Server **IP** International Places
Ret Retired **Susp** Suspended **W** Winner *****



Match Statistics

Estadísticas del Partido / Estatísticas da partida

UPDATE AFTER EACH SET
MON 23 JUL 2007

	PAGON Dominic	JAM	4	3			
W	VIDAL Sebastian	GUA	6	6			
Match elapsed time: 1h35min			55min	40min			

Court: 3

Chair Umpire: CAMPOS Marcus (BRA)

Note:
For detailed scorecard information contact venue press centre.

Legend:
A Alternate **Def** Defaulted **Dsq** Disqualified **INV** Invitation **IP** International Places
Ret Retired **Susp** Suspended **W** Winner * Server



Match Statistics

Estadísticas del Partido / Estatísticas da partida

UPDATE AFTER EACH SET
MON 23 JUL 2007

W	SANSONETTI Federico	URU	6	6			
	MARTINEZ Sandor	CUB	1	3			
Match elapsed time: 1h09min			23min	46min			

Court: 1

Chair Umpire: DÍAZ GARCÍA Carlos (COL)

Note:
For detailed scorecard information contact venue press centre.

Legend:
A Alternate **Def** Defaulted **Dsq** Disqualified **INV** Invitation **IP** International Places
Ret Retired **Susp** Suspended **W** Winner * Server

Match Statistics

Estadísticas del Partido / Estatísticas da partida

UPDATE AFTER EACH SET
MON 23 JUL 2007

	ELIEN Kristopher Michael	ISV	1	3			
W	HELGESON Travis	USA	6	6			
Match elapsed time: 1h17min			30min	47min			

Court: Centre

Chair Umpire: VEIGA Roberto (BRA)

	ELIEN KM				HELGESON T			
	1Set	2Set	3Set	Total	1Set	2Set	3Set	Total
1st Serve %	42	62		52	63	56		57
Aces	0	1		1	0	1		1
Service Winners	3	4		7	4	4		8
Double Faults	1	1		2	1	3		4
1st Serve Points Won	6	9		15	10	15		25
1st Serve Points Played	11	16		27	10	20		30
1st Serve Winning %	55	56		56	100	75		83
1st Service Max Speed								
kmh	176	176		176	177	187		187
mph	109	109		109	110	116		116
2nd Serve Points Won	5	4		9	3	8		11
2nd Serve Points Played	15	10		25	6	16		22
2nd Serve Winning %	33	40		36	50	50		50
2nd Service Max Speed								
kmh	160	148		160	149	171		171
mph	99	92		99	93	106		106
Break Points Converted	0	1		1	3	2		5
Break Points Opportunities	1	3		4	5	2		7
Break Point Conversion %	0	33		25	60	100		71
Electronic Review/Challenge	0/0	0/0		0/0	0/0	0/0		0/0
Net Points Won	1	1		2	6	7		13
Net Point Played	2	5		7	8	10		18
Net Point Winning %	50	20		28	75	70		72
Total Points Won	14	26		40	28	36		64
Winners	2	5		7	9	11		20
Unforced Errors	14	19		33	8	13		21
Forehand Winners	1	2		3	9	10		19
Backhand Winners	1	3		4	0	1		1
Volley Winners	0	0		0	3	5		8

	1 Set						
ELIEN KM	*0	0	*1	1	*1	1	*1
HELGESON T	1	*2	2	*3	4	*5	6

	2 Set								
ELIEN KM	1	*1	1	*2	2	*2	2	*3	3
HELGESON T	*0	1	*2	2	*3	4	*5	5	*6

Note:
For detailed scorecard information contact venue press centre.

Legend:
A Alternate **Def** Defaulted **Dsq** Disqualified **INV** Invitation Server **IP** International Places
Ret Retired **Susp** Suspended **W** Winner *



Match Statistics

Estadísticas del Partido / Estatísticas da partida

UPDATE AFTER EACH SET
MON 23 JUL 2007

	FERNANDEZ José	DOM	3	4			
W	WINKLAAR Rasid	AHO	6	6			
Match elapsed time: 1h09min			31min	38min			

Court: 3

Chair Umpire: VIEIRA Paula (BRA)

Note:
For detailed scorecard information contact venue press centre.

Legend:

A Alternate	Def Defaulted	Dsq Disqualified	INV Invitation Server	IP International Places
Ret Retired	Susp Suspended	W Winner	*	



Match Statistics

Estadísticas del Partido / Estatísticas da partida

UPDATE AFTER EACH SET
MON 23 JUL 2007

	RECARTE Roman	VEN	2	5			
W	CUELLAR Luis Javier	CUB	6	7			
Match elapsed time: 1h27min			27min	60min			

Court: 2

Chair Umpire: PARADA Luiz (BRA)

Note:
For detailed scorecard information contact venue press centre.

Legend:
A Alternate **Def** Defaulted **Dsq** Disqualified **INV** Invitation **IP** International Places
Ret Retired **Susp** Suspended **W** Winner * Server

Match Statistics

Estadísticas del Partido / Estatísticas da partida

UPDATE AFTER EACH SET
MON 23 JUL 2007

	LEWIS Haydn	BAR	1	3			
W	MULLINGS Devin	BAH	6	6			
Match elapsed time: 1h05min			31min	34min			

Court: Centre

Chair Umpire: CHAGAS Adão (BRA)

	LEWIS H				MULLINGS D			
	1Set	2Set	3Set	Total	1Set	2Set	3Set	Total
1st Serve %	76	78		77	86	73		79
Aces	3	3		6	0	0		0
Service Winners	0	1		1	1	4		5
Double Faults	0	0		0	0	0		0
1st Serve Points Won	10	14		24	14	15		29
1st Serve Points Played	25	18		43	18	19		37
1st Serve Winning %	40	78		56	78	79		78
1st Service Max Speed								
kmh	197	202		202	150	167		167
mph	122	126		126	93	104		104
2nd Serve Points Won	4	2		6	0	6		6
2nd Serve Points Played	8	5		13	3	7		10
2nd Serve Winning %	50	40		46	0	86		60
2nd Service Max Speed								
kmh	153	154		154	168	156		168
mph	95	96		96	104	97		104
Break Points Converted	0	0		0	3	1		4
Break Points Opportunities	1	3		4	6	2		8
Break Point Conversion %	0	0		0	50	50		50
Electronic Review/Challenge	0/0	0/0		0/0	0/0	0/0		0/0
Net Points Won	1	0		1	3	2		5
Net Point Played	4	1		5	3	2		5
Net Point Winning %	25	0		20	100	100		100
Total Points Won	21	21		42	33	28		61
Winners	5	4		9	5	4		9
Unforced Errors	27	20		47	13	13		26
Forehand Winners	4	3		7	3	4		7
Backhand Winners	1	1		2	2	0		2
Volley Winners	1	0		1	1	0		1

	1 Set							2 Set								
LEWIS H	*1	1	*1	1	*1	1	*1	0	*1	1	*1	1	*2	2	*3	3
MULLINGS D	0	*1	2	*3	4	*5	6	*1	1	*2	3	*4	4	*5	5	*6

Note:
For detailed scorecard information contact venue press centre.

Legend:
A Alternate **Def** Defaulted **Dsq** Disqualified **INV** Invitation Server **IP** International Places
Ret Retired **Susp** Suspended **W** Winner *



Match Statistics

Estadísticas del Partido / Estatísticas da partida

UPDATE AFTER EACH SET
MON 23 JUL 2007

	GARDNER Kevin A.	ANT	1	2			
W	RAMIREZ Juan Carlos	PAR	6	6			
Match elapsed time: 1h15min			34min	41min			

Court: 3

Chair Umpire: CAMPOS Marcus (BRA)

Note:
For detailed scorecard information contact venue press centre.

Legend:

A Alternate	Def Defaulted	Dsq Disqualified	INV Invitation	IP International Places
Ret Retired	Susp Suspended	W Winner	* Server	

Match Statistics

Estadísticas del Partido / Estatísticas da partida

UPDATE AFTER EACH SET
MON 23 JUL 2007

W	HORMAZABAL Guillermo	CHI	6	4	6		
	MEDINA-ÁLVAREZ Jhonnatan	VEN	2	6	2		
Match elapsed time: 1h52min			27min	55min	30min		

Court: Centre

Chair Umpire: VEIGA Roberto (BRA)

	HORMAZABAL G				MEDINA-Álvarez J				
	1Set	2Set	3Set	Total	1Set	2Set	3Set	Total	
1st Serve %	54	56	67	57	54	69	68	65	
Aces	0	1	0	1	4	1	1	6	
Service Winners	3	5	3	11	4	2	2	8	
Double Faults	1	1	0	2	2	1	2	5	
1st Serve Points Won	9	13	11	33	9	18	10	37	
1st Serve Points Played	13	26	14	53	13	29	13	55	
1st Serve Winning %	69	50	79	62	69	62	77	67	
1st Service Max Speed	kmh	189	179	174	189	184	186	176	186
	mph	117	111	108	117	114	116	109	116
2nd Serve Points Won		8	11	6	25	3	6	0	9
2nd Serve Points Played		11	20	7	38	11	13	6	30
2nd Serve Winning %		73	55	86	66	27	46	0	30
2nd Service Max Speed	kmh	143	168	158	168	129	153	156	156
	mph	89	104	98	104	80	95	97	97
Break Points Converted		2	1	2	5	0	2	0	2
Break Points Opportunities		3	7	2	12	1	7	1	9
Break Point Conversion %		67	14	100	42	0	28	0	22
Electronic Review/Challenge		0/0	0/0	0/0	0/0	0/0	0/0	0/0	0/0
Net Points Won		1	5	0	6	0	3	0	3
Net Point Played		3	9	0	12	2	7	0	9
Net Point Winning %		33	56	0	50	0	43	0	33
Total Points Won		29	42	26	97	19	46	14	79
Winners		7	14	8	29	2	13	2	17
Unforced Errors		8	29	9	46	17	21	13	51
Forehand Winners		4	11	6	21	1	9	2	12
Backhand Winners		3	3	2	8	1	4	0	5
Volley Winners		0	1	0	1	0	1	0	1

	1 Set							
HORMAZABAL G	0	*1	2	*3	3	*4	5	*6
MEDINA-Álvarez J	*1	1	*1	1	*2	2	*2	2

	2 Set									
HORMAZABAL G	1	*2	2	*2	2	*3	3	*4	4	*4
MEDINA-Álvarez J	*0	0	*1	2	*3	3	*4	4	*5	6

	3 Set							
HORMAZABAL G	0	*1	2	*3	3	*4	5	*6
MEDINA-Álvarez J	*1	1	*1	1	*2	2	*2	2

Note:
For detailed scorecard information contact venue press centre.

Legend:
A Alternate **Def** Defaulted **Dsq** Disqualified **INV** Invitation **IP** International Places
Ret Retired **Susp** Suspended **W** Winner * Server



Match Statistics

Estadísticas del Partido / Estatísticas da partida

UPDATE AFTER EACH SET
MON 23 JUL 2007

	ROLLE Marvin	BAH	2	2			
W	BASS Stephen	USA	6	6			
Match elapsed time: 1h02min			31min	31min			

Court: 1

Chair Umpire: DÍAZ GARCÍA Carlos (COL)

Note:
For detailed scorecard information contact venue press centre.

Legend:

A Alternate	Def Defaulted	Dsq Disqualified	INV Invitation	IP International Places
Ret Retired	Susp Suspended	W Winner	* Server	

Match Statistics

Estadísticas del Partido / Estatísticas da partida

UPDATE AFTER EACH SET
MON 23 JUL 2007

	HERNANDEZ Edgar	CUB	3	2			
W	GARCIA Jhonson	DOM	6	6			
Match elapsed time: 1h00min			30min	30min			

Court: Centre

Chair Umpire: ALMEIDA Roberto (BRA)

	HERNANDEZ E				GARCIA J			
	1Set	2Set	3Set	Total	1Set	2Set	3Set	Total
1st Serve %	76	55		67	50	55		52
Aces	3	2		5	2	1		3
Service Winners	0	2		2	6	4		10
Double Faults	1	1		2	1	0		1
1st Serve Points Won	11	7		18	13	7		20
1st Serve Points Played	19	11		30	15	11		26
1st Serve Winning %	57	64		60	87	64		77
1st Service Max Speed								
kmh	193	199		199	192	185		192
mph	120	124		124	119	115		119
2nd Serve Points Won	4	4		8	8	9		17
2nd Serve Points Played	6	9		15	15	9		24
2nd Serve Winning %	67	44		53	53	100		71
2nd Service Max Speed								
kmh	187	199		199	178	141		178
mph	116	124		124	111	88		111
Break Points Converted	0	0		0	1	2		3
Break Points Opportunities	2	0		2	3	3		6
Break Point Conversion %	0	0		0	33	67		50
Electronic Review/Challenge	0/0	0/0		0/0	0/0	0/0		0/0
Net Points Won	1	0		1	3	3		6
Net Point Played	3	3		6	5	5		10
Net Point Winning %	33	0		17	60	60		60
Total Points Won	24	15		39	31	25		56
Winners	4	2		6	8	5		13
Unforced Errors	14	14		28	16	9		25
Forehand Winners	4	0		4	3	2		5
Backhand Winners	0	2		2	5	3		8
Volley Winners	1	0		1	3	2		5

	1 Set								
HERNANDEZ E	0	*1	1	*2	2	*2	2	*3	3
GARCIA J	*1	1	*2	2	*3	4	*5	5	*6

	2 Set								
HERNANDEZ E	*0	0	*1	1	*1	1	*2	2	
GARCIA J	1	*2	2	*3	4	*5	5	*6	

Note:

For detailed scorecard information contact venue press centre.

Legend:

A Alternate **Def** Defaulted **Dsq** Disqualified **INV** Invitation **IP** International Places
Ret Retired **Susp** Suspended **W** Winner ***** Server



Match Statistics

Estadísticas del Partido / Estatísticas da partida

UPDATE AFTER EACH SET
MON 23 JUL 2007

W	PAIZ ASTURIAS Cristian	GUA	6	6			
	DATE Michael	BAR	0	3			
Match elapsed time: 51min			21min	30min			

Court: 3

Chair Umpire: VIEIRA Paula (BRA)

Note:
For detailed scorecard information contact venue press centre.

Legend:
A Alternate **Def** Defaulted **Dsq** Disqualified **INV** Invitation **IP** International Places
Ret Retired **Susp** Suspended **W** Winner * Server

Match Statistics

Estadísticas del Partido / Estatísticas da partida

UPDATE AFTER EACH SET
MON 23 JUL 2007

W	PAUL Todd	USA	6	6			
	RAMIREZ Gustavo	PAR	1	3			
Match elapsed time: 1h07min			23min	44min			

Court: 1

Chair Umpire: MAIA Rafael (BRA)

Note:
For detailed scorecard information contact venue press centre.

Legend:
A Alternate **Def** Defaulted **Dsq** Disqualified **INV** Invitation **IP** International Places
Ret Retired **Susp** Suspended **W** Winner * Server



Marapendi Club
 Club Marapendi
 Clube Marapendi

Tennis
 Tennis / Tênis

Men's Singles
 Masculino Individual / Masculino Simples

1st Round
 1ª Ronda / 1ª Rodada

Match Statistics

Estadísticas del Partido / Estatísticas da partida

UPDATE AFTER EACH SET
MON 23 JUL 2007

W	AREVALO Marcelo	ESA	7	6			
	HIGHFIELD Eugene	ISV	5	2			
Match elapsed time: 1h25min			51min	34min			

Court: 2

Chair Umpire: PARADA Luiz (BRA)

Note:
 For detailed scorecard information contact venue press centre.

Legend:
A Alternate **Def** Defaulted **Dsq** Disqualified **INV** Invitation **IP** International Places
Ret Retired **Susp** Suspended **W** Winner * Server



Match Statistics

Estadísticas del Partido / Estatísticas da partida

UPDATE AFTER EACH SET
MON 23 JUL 2007

	BEDMINSTER Carlton E.	ANT	2	2			
W	ROMERO Yohny	VEN	6	6			
Match elapsed time: 54min			28min	26min			

Court: 1

Chair Umpire: MAIA Rafael (BRA)

Note:
For detailed scorecard information contact venue press centre.

Legend:
A Alternate **Def** Defaulted **Dsq** Disqualified **INV** Invitation **IP** International Places
Ret Retired **Susp** Suspended **W** Winner * Server



Match Statistics

Estadísticas del Partido / Estatísticas da partida

UPDATE AFTER EACH SET
MON 23 JUL 2007

	CAMPBELL Eldad Kenzo	JAM	3	1			
W	ESTRELLA Victor	DOM	6	6			
Match elapsed time: 1h15min			45min	30min			

Court: 2

Chair Umpire: ROMERO Cristina (MEX)

Note:
For detailed scorecard information contact venue press centre.

Legend:
A Alternate **Def** Defaulted **Dsq** Disqualified **INV** Invitation **IP** International Places
Ret Retired **Susp** Suspended **W** Winner * Server

Entry List by Event

Lista de Inscrições por Evento / Lista de Inscrições por Evento

As of 22 JUL 2007

Doubles Entry Ranking 16 JUL 2007	Name	NOC Code	Qualified Type	Seed
260 155	AGUILAR Jorge GARCIA Adrian	CHI		1
447 87	SCHWANK Eduardo ZEBALLOS Horacio	ARG		2
342 235	DANIEL Marcos SARETTA Flavio	BRA		3
176 582	GONZALES Santiago ROMERO Victor	MEX		4
288 505	QUINTERO AGUILAR Michael SALAMANCA Carlos Andrés	COL		5
1018 893	MEDINA-ÁLVAREZ Jhonnatan RECARTE Roman	VEN		6
742 1624	ESTRELLA Victor GARCIA Jhonson	DOM		7
1624 1624	RAMIREZ Gustavo RAMIREZ Juan Carlos	PAR		8
* *	BEDMINSTER Carlton E. GARDNER Kevin A.	ANT		
* 1408	MULLINGS Devin ROLLE Marvin	BAH		
1088 *	CUELLAR Luis Javier MARTINEZ Sandor	CUB		
839 *	AREVALO Rafael AREVALO Marcelo	ESA		
714 *	PAIZ ASTURIAS Cristian VIDAL Sebastian	GUA		
* *	ELIEN Kristepher Michael HIGHFIELD Eugene	ISV		
* *	CAMPBELL Eldad Kenzo PAGON Dominic	JAM		
285 *	FELDER Marcel SANSONETTI Federico	URU		
* 1088	HELGESON Travis PAUL Todd	USA		

Note:
All changes are available in INFO

Legend:
A Alternate INV Invitation IP International Places * Without ranking

Draw

Sorteo / Sorteio

Rank	1st Round	Seed	2nd Round	Quarterfinal	Semifinal	Final
260	AGUILAR Jorge	(1)	AGUILAR J	AGUILAR J	AGUILAR J	
155	GARCIA Adrian	(1)	GARCIA A (1)	GARCIA A (1)	GARCIA A (1)	
	Bye					
	BEDMINSTER Carlton E.	ANT	BEDMINSTER CE	6-0 6-1		
	GARDNER Kevin A.		GARDNER KA			
	Bye					
1088	HELGESON Travis	USA	HELGESON T	HELGESON T	7-5 6-2	
	PAUL Todd		PAUL T	PAUL T		
	Bye					
	Bye		RAMIREZ G	6-3 7-5		
			RAMIREZ JC (8)			
1624	RAMIREZ Gustavo	(8)				AGUILAR J
1624	RAMIREZ Juan Carlos	(8)				GARCIA A (1)
176	GONZALEZ Santiago	(4)	GONZALEZ S	GONZALEZ S		
582	ROMERO Victor	(4)	ROMERO V (4)	ROMERO V (4)		
	Bye					
	ELIEN Kristepher Michael	ISV	ELIEN KM	6-4 6-2		
	HIGHFIELD Eugene		HIGHFIELD E			
	Bye					
285	FELDER Marcel	URU	FELDER M	FELDER M	7-6(4) 6-2	
	SANSONETTI Federico		SANSONETTI F	SANSONETTI F		
	Bye					
	Bye		MEDINA-Álvarez J	3-6 6-2 10-7		
			RECARTE R (6)			
1018	MEDINA-ÁLVAREZ Jhonnatan	(6)				Winner
893	RECARTE Roman	(6)				SCHWANK E
742	ESTRELLA Victor	(7)	ESTRELLA V	ESTRELLA V		ZEBALLOS H (2)
1624	GARCIA Jhonson	(7)	GARCIA J (7)	GARCIA J (7)		6-3 6-4
	Bye					
1408	MULLINGS Devin	BAH	MULLINGS D	6-7(7) 6-3 10-8		
	ROLLE Marvin		ROLLE M			
	Bye					
	CAMPBELL Eldad Kenzo	JAM	CAMPBELL EK	1-6 6-3 1-0(9)		
	PAGON Dominic		PAGON D			
	Bye					
	Bye		DANIEL M	6-2 6-1		
			SARETTA F (3)			
342	DANIEL Marcos	(3)				SCHWANK E
235	SARETTA Flavio	(3)				ZEBALLOS H (2)
288	QUINTERO AGUILAR Michael	(5)	QUINTERO AGUIL.	QUINTERO AGUIL.		
505	SALAMANCA Carlos Andrés	(5)	SALAMANCA CA (5)	SALAMANCA CA (5)		
	Bye					
1088	CUELLAR Luis Javier	CUB	CUELLAR LJ	6-7(4) 7-6(3) 1-0(6)		
	MARTINEZ Sandor		MARTINEZ S			
	Bye					
714	PAIZ ASTURIAS Cristian	GUA	PAIZ ASTURIAS C		6-2 6-4	
	VIDAL Sebastian		VIDAL S			
839	AREVALO Rafael	ESA	6-4 6-3	SCHWANK E		Bronze Medal
	AREVALO Marcelo			ZEBALLOS H (2)		GONZALEZ S
	Bye					ROMERO V (4)
			SCHWANK E	6-2 6-1		ESTRELLA V
			ZEBALLOS H (2)			GARCIA J (7)
447	SCHWANK Eduardo	(2)				7-6(4) 6-2
87	ZEBALLOS Horacio	(2)				

Note:
Ranking as of 16 JUL 2007

Legend:

A Alternate Def Defaulted Dsq Disqualified INV Invitation IP International Places Ret Retired Wo Walkover

Match Statistics

Estadísticas del Partido / Estatísticas da partida

SUN 29 JUL 2007

	AGUILAR Jorge GARCIA Adrian	(1)	CHI	3	4			
W	SCHWANK Eduardo ZEBALLOS Horacio	(2)	ARG	6	6			
Match elapsed time: 1h14min				36min	38min			

Court: Centre

Chair Umpire: CHAGAS Adão (BRA)

Note:
For detailed scorecard information contact venue press centre.

Legend:

A Alternate	Def Defaulted	Dsq Disqualified	INV Invitation	IP International Places
Ret Retired	Susp Suspended	W Winner	* Server	

Match Statistics

Estadísticas del Partido / Estatísticas da partida

SAT 28 JUL 2007

W	GONZALEZ Santiago ROMERO Victor (4) MEX	7	6			
	ESTRELLA Victor GARCIA Jhonson (7) DOM	6(4)	2			
Match elapsed time: 1h35min		50min	45min			

Court: 1

Chair Umpire: ALMEIDA Roberto (BRA)

Note:
For detailed scorecard information contact venue press centre.

Legend:
A Alternate **Def** Defaulted **Dsq** Disqualified **INV** Invitation **IP** International Places
Ret Retired **Susp** Suspended **W** Winner * Server

Match Statistics

Estadísticas del Partido / Estatísticas da partida

FRI 27 JUL 2007

W	AGUILAR Jorge GARCIA Adrian	(1)	CHI	6	6			
	GONZALEZ Santiago ROMERO Victor	(4)	MEX	3	1			
Match elapsed time: 57min				28min	29min			

Court: Centre

Chair Umpire: ALMEIDA Roberto (BRA)

	AGUILAR/GARCIA (1)				GONZALEZ/ROMERO (4)			
	1Set	2Set	3Set	Total	1Set	2Set	3Set	Total
1st Serve %	59	63		61	69	50		63
Aces	0	0		0	3	0		3
Service Winners	4	8		12	5	1		6
Double Faults	0	2		2	0	0		0
1st Serve Points Won	9	15		24	13	4		17
1st Serve Points Played	13	22		35	22	7		29
1st Serve Winning %	69	68		69	59	56		59
2nd Serve Points Won	5	7		12	2	2		4
2nd Serve Points Played	9	13		22	10	7		17
2nd Serve Winning %	56	54		55	20	28		24
Break Points Converted	3	2		5	1	0		1
Break Points Opportunities	4	2		6	1	3		4
Break Point Conversion %	75	100		83	100	0		25
Electronic Review/Challenge	0/0	0/0		0/0	0/0	0/0		0/0
Total Points Won	31	30		61	23	19		42

	1 Set									2 Set						
	1	*2	2	*3	3	*3	4	*5	6	*1	2	*3	3	*4	5	*6
AGUILAR/GARCIA (1)																
GONZALEZ/ROMERO (4)	*0	0	*1	1	*2	3	*3	3	*3	0	*0	0	*1	1	*1	1

Note:

For detailed scorecard information contact venue press centre.

Legend:

A Alternate **Def** Defaulted **Dsq** Disqualified **INV** Invitation **IP** International Places
Ret Retired **Susp** Suspended **W** Winner * Server

Match Statistics

Estadísticas del Partido / Estatísticas da partida

FRI 27 JUL 2007

	ESTRELLA Victor	(7)	DOM	1	0			
	GARCIA Jhonson							
W	SCHWANK Eduardo	(2)	ARG	6	6			
	ZEBALLOS Horacio							
Match elapsed time: 50min				24min	26min			

Court: Centre

Chair Umpire: CHAGAS Adão (BRA)

	ESTRELLA/GARCIA (7)				S. (2)			
	1Set	2Set	3Set	Total	1Set	2Set	3Set	Total
1st Serve %	50	65		57	75	81		78
Aces	0	0		0	2	1		3
Service Winners	4	9		13	1	3		4
Double Faults	1	1		2	0	0		0
1st Serve Points Won	5	13		18	9	13		22
1st Serve Points Played	14	22		36	12	17		29
1st Serve Winning %	36	59		50	75	76		76
2nd Serve Points Won	6	1		7	3	2		5
2nd Serve Points Played	14	12		26	4	4		8
2nd Serve Winning %	43	8		27	75	50		63
Break Points Converted	0	0		0	3	3		6
Break Points Opportunities	0	0		0	6	8		14
Break Point Conversion %	0	0		0	50	38		43
Electronic Review/Challenge	0/0	0/0		0/0	0/0	0/0		0/0
Total Points Won	15	20		35	29	35		64

	1 Set						2 Set					
	*0	0	*1	1	*1	1	*1	0	*0	0	*0	
ESTRELLA/GARCIA (7)												
S. (2)	1	*2	2	*3	4	*5	6	*1	2	*3	4	

Note:

For detailed scorecard information contact venue press centre.

Legend:

A Alternate **Def** Defaulted **Dsq** Disqualified **INV** Invitation **IP** International Places
Ret Retired **Susp** Suspended **W** Winner * Server

Match Statistics

Estadísticas del Partido / Estatísticas da partida

FRI 27 JUL 2007

W	AGUILAR Jorge GARCIA Adrian (1) CHI	7	6			
	HELGESON Travis PAUL Todd USA	5	2			
Match elapsed time: 1h06min		39min	27min			

Court: 1

Chair Umpire: PARADA Luiz (BRA)

Note:
For detailed scorecard information contact venue press centre.

Legend:
A Alternate **Def** Defaulted **Dsq** Disqualified **INV** Invitation **IP** International Places
Ret Retired **Susp** Suspended **W** Winner * Server

Match Statistics

Estadísticas del Partido / Estatísticas da partida

FRI 27 JUL 2007

W	GONZALEZ Santiago ROMERO Victor	(4) MEX	7	6			
	FELDER Marcel SANSONETTI Federico	URU	6(4)	2			
Match elapsed time: 1h16min			43min	33min			

Court: Centre

Chair Umpire: CHAGAS Adão (BRA)

	GONZALEZ/ROMERO (4)				F.			
	1Set	2Set	3Set	Total	1Set	2Set	3Set	Total
1st Serve %	76	57		68	74	54		67
Aces	1	0		1	1	0		1
Service Winners	8	9		17	7	6		13
Double Faults	1	1		2	3	0		3
1st Serve Points Won	18	12		30	18	5		23
1st Serve Points Played	28	18		46	31	13		44
1st Serve Winning %	64	67		65	57	38		52
2nd Serve Points Won	5	9		14	6	6		12
2nd Serve Points Played	9	13		22	11	11		22
2nd Serve Winning %	56	69		64	55	55		55
Break Points Converted	2	2		4	2	0		2
Break Points Opportunities	4	2		6	4	2		6
Break Point Conversion %	50	100		67	50	0		33
Electronic Review/Challenge	0/0	0/0		0/0	0/0	0/0		0/0
Total Points Won	41	34		75	38	21		59

	1 Set							2 Set															
	0	*0	1	*1	2	*3	3	*4	4	*5	5	*6	7	*1	2	*3	3	*4	4	*5	6		
GONZALEZ/ROMERO (4)																							
F.	*1	2	*2	3	*3	3	*4	4	*5	5	*6	6	6(4)	0	*0	0	*1	1	*2	2	*2		

Note:

For detailed scorecard information contact venue press centre.

Legend:

A Alternate **Def** Defaulted **Dsq** Disqualified **INV** Invitation Server **IP** International Places
Ret Retired **Susp** Suspended **W** Winner *

Match Statistics

Estadísticas del Partido / Estatísticas da partida

FRI 27 JUL 2007

W	ESTRELLA Victor GARCIA Jhonson (7) DOM	1	6	11		
	DANIEL Marcos SARETTA Flavio (3) BRA	6	3	9		
Match elapsed time: 1h19min		21min	42min	16min		

Court: Centre

Chair Umpire: ROMERO Cristina (MEX)

	ESTRELLA/GARCIA (7)				DANIEL/SARETTA (3)			
	1Set	2Set	3Set	Total	1Set	2Set	3Set	Total
1st Serve %	60	83	70	73	65	59	60	60
Aces	0	0	0	0	0	2	1	3
Service Winners	1	1	2	4	4	9	1	14
Double Faults	0	0	0	0	0	2	1	3
1st Serve Points Won	5	17	5	27	9	16	4	29
1st Serve Points Played	12	25	7	44	11	24	6	41
1st Serve Winning %	42	68	71	61	82	67	67	71
2nd Serve Points Won	3	3	2	8	3	6	2	11
2nd Serve Points Played	8	5	3	16	6	17	4	27
2nd Serve Winning %	38	60	67	50	50	35	50	41
Break Points Converted	0	2	0	2	3	0	0	3
Break Points Opportunities	0	7	0	7	4	2	0	6
Break Point Conversion %	0	28	0	28	75	0	0	50
Electronic Review/Challenge	0/0	0/0	0/0	0/0	0/0	0/0	0/0	0/0
Total Points Won	13	39	11	63	24	32	9	65

	1 Set						
ESTRELLA/GARCIA (7)	*0	0	*1	1	*1	1	*1
DANIEL/SARETTA (3)	1	*2	2	*3	4	*5	6

	2 Set								
ESTRELLA/GARCIA (7)	0	*1	1	*2	2	*3	4	*5	6
DANIEL/SARETTA (3)	*1	1	*2	2	*3	3	*3	3	*3

Note:
For detailed scorecard information contact venue press centre.

Legend:
A Alternate **Def** Defaulted **Dsq** Disqualified **INV** Invitation Server **IP** International Places
Ret Retired **Susp** Suspended **W** Winner *

Match Statistics

Estadísticas del Partido / Estatísticas da partida

FRI 27 JUL 2007

	QUINTERO AGUILAR Michael SALAMANCA Carlos Andrés (5)	COL	2	4			
W	SCHWANK Eduardo ZEBALLOS Horacio (2)	ARG	6	6			
Match elapsed time: 54min			19min	35min			

Court: 2

Chair Umpire: CAMPOS Marcus (BRA)

Note:
For detailed scorecard information contact venue press centre.

Legend:

A Alternate	Def Defaulted	Dsq Disqualified	INV Invitation	IP International Places
Ret Retired	Susp Suspended	W Winner	* Server	

Match Statistics

Estadísticas del Partido / Estatísticas da partida

THU 26 JUL 2007

W	AGUILAR Jorge GARCIA Adrian	(1) CHI	6	6			
	BEDMINSTER Carlton E. GARDNER Kevin A.	ANT	0	1			
Match elapsed time: 42min			18min	24min			

Court: Centre

Chair Umpire: CAMPOS Marcus (BRA)

	AGUILAR/GARCIA (1)				B.			
	1Set	2Set	3Set	Total	1Set	2Set	3Set	Total
1st Serve %	54	70		64	59	56		56
Aces	0	1		1	2	0		2
Service Winners	4	1		5	0	1		1
Double Faults	1	1		2	1	3		4
1st Serve Points Won	7	11		18	4	5		9
1st Serve Points Played	7	14		21	10	10		20
1st Serve Winning %	100	79		86	40	50		45
2nd Serve Points Won	5	3		8	0	0		0
2nd Serve Points Played	6	6		12	7	8		15
2nd Serve Winning %	83	50		67	0	0		0
Break Points Converted	3	3		6	0	1		1
Break Points Opportunities	5	5		10	0	1		1
Break Point Conversion %	60	60		60	0	100		100
Electronic Review/Challenge	0/0	0/0		0/0	0/0	0/0		0/0
Total Points Won	25	27		52	5	11		16

	1 Set						2 Set						
	*1	2	*3	4	*5	6	*1	2	*2	3	*4	5	*6
AGUILAR/GARCIA (1)													
B.	0	*0	0	*0	0	*0	0	*0	1	*1	1	*1	1

Note:

For detailed scorecard information contact venue press centre.

Legend:

A Alternate **Def** Defaulted **Dsq** Disqualified **INV** Invitation Server **IP** International Places
Ret Retired **Susp** Suspended **W** Winner *

Match Statistics

Estadísticas del Partido / Estatísticas da partida

THU 26 JUL 2007

W	HELGESON Travis PAUL Todd	USA	6	7			
	RAMIREZ Gustavo RAMIREZ Juan Carlos	(8) PAR	3	5			
Match elapsed time: 1h16min			37min	39min			

Court: 3

Chair Umpire: VIEIRA Paula (BRA)

Note:
For detailed scorecard information contact venue press centre.

Legend:
A Alternate **Def** Defaulted **Dsq** Disqualified **INV** Invitation **IP** International Places
Ret Retired **Susp** Suspended **W** Winner * Server

Match Statistics

Estadísticas del Partido / Estatísticas da partida

THU 26 JUL 2007

W	GONZALES Santiago ROMERO Víctor (4) MEX	6	6			
	ELIEN Kristepher Michael HIGHFIELD Eugene ISV	4	2			
Match elapsed time: 1h02min		33min	29min			

Court: Centre

Chair Umpire: PARADA Luiz (BRA)

	GONZALES/ROMERO (4)				ELIEN/HIGHFIELD			
	1Set	2Set	3Set	Total	1Set	2Set	3Set	Total
1st Serve %	69	78		72	70	50		62
Aces	1	1		2	0	1		1
Service Winners	5	3		8	7	6		13
Double Faults	3	1		4	1	2		3
1st Serve Points Won	14	11		25	18	6		24
1st Serve Points Played	20	14		34	30	15		45
1st Serve Winning %	70	79		74	60	40		53
2nd Serve Points Won	4	1		5	5	6		11
2nd Serve Points Played	9	4		13	13	15		28
2nd Serve Winning %	44	25		38	38	40		39
Break Points Converted	2	3		5	1	1		2
Break Points Opportunities	9	8		17	3	1		4
Break Point Conversion %	22	38		28	33	100		50
Electronic Review/Challenge	0/0	0/0		0/0	0/0	0/0		0/0
Total Points Won	38	30		68	34	18		52

	1 Set										2 Set							
	0	*1	1	*1	2	*3	4	*5	5	*6	0	*1	2	*2	3	*4	5	*6
GONZALES/ROMERO (4)																		
ELIEN/HIGHFIELD	*1	1	*2	3	*3	3	*3	3	*4	4	*1	1	*1	2	*2	2	*2	2

Note:

For detailed scorecard information contact venue press centre.

Legend:

A Alternate **Def** Defaulted **Dsq** Disqualified **INV** Invitation Server **IP** International Places
Ret Retired **Susp** Suspended **W** Winner *

Match Statistics

Estadísticas del Partido / Estatísticas da partida

THU 26 JUL 2007

W	FELDER Marcel SANSONETTI Federico	URU	3	6	10		
	MEDINA-ÁLVAREZ Jhonnatan RECARTE Roman	⁽⁶⁾ VEN	6	2	7		
Match elapsed time: 1h09min			29min	26min	14min		

Court: 4

Note:
For detailed scorecard information contact venue press centre.

Legend:
A Alternate **Def** Defaulted **Dsq** Disqualified **INV** Invitation **IP** International Places
Ret Retired **Susp** Suspended **W** Winner * Server

Match Statistics

Estadísticas del Partido / Estatísticas da partida

THU 26 JUL 2007

W	ESTRELLA Victor GARCIA Jhonson	(7)	DOM	6(7)	6	10		
	MULLINGS Devin ROLLE Marvin		BAH	7	3	8		
Match elapsed time: 1h00min				30min	20min	10min		

Court: 3

Chair Umpire: ALMEIDA Roberto (BRA)

Note:
For detailed scorecard information contact venue press centre.

Legend:
A Alternate **Def** Defaulted **Dsq** Disqualified **INV** Invitation **IP** International Places
Ret Retired **Susp** Suspended **W** Winner * Server

Match Statistics

Estadísticas del Partido / Estatísticas da partida

THU 26 JUL 2007

	CAMPBELL Eldad Kenzo PAGON Dominic	JAM	2	1			
W	DANIEL Marcos SARETTA Flavio	(3) BRA	6	6			
Match elapsed time: 48min			23min	25min			

Court: Centre

Chair Umpire: DÍAZ GARCÍA Carlos (COL)

	CAMPBELL/PAGON				DANIEL/SARETTA (3)			
	1Set	2Set	3Set	Total	1Set	2Set	3Set	Total
1st Serve %	65	56		61	41	67		53
Aces	0	0		0	2	1		3
Service Winners	1	4		5	2	5		7
Double Faults	4	1		5	0	1		1
1st Serve Points Won	9	8		17	7	9		16
1st Serve Points Played	15	16		31	7	10		17
1st Serve Winning %	60	50		55	100	90		94
2nd Serve Points Won	2	4		6	9	3		12
2nd Serve Points Played	8	12		20	10	5		15
2nd Serve Winning %	25	33		30	90	60		80
Break Points Converted	0	0		0	2	3		5
Break Points Opportunities	0	0		0	4	6		10
Break Point Conversion %	0	0		0	50	50		50
Electronic Review/Challenge	0/0	0/0		0/0	0/0	0/0		0/0
Total Points Won	12	15		27	28	28		56

	1 Set							
CAMPBELL/PAGON	*0	0	*1	1	*1	1	*2	2
DANIEL/SARETTA (3)	1	*2	2	*3	4	*5	5	*6

	2 Set						
CAMPBELL/PAGON	*0	0	*0	0	*1	1	*1
DANIEL/SARETTA (3)	1	*2	3	*4	4	*5	6

Note:

For detailed scorecard information contact venue press centre.

Legend:

A Alternate **Def** Defaulted **Dsq** Disqualified **INV** Invitation Server **IP** International Places
Ret Retired **Susp** Suspended **W** Winner *

Match Statistics

Estadísticas del Partido / Estatísticas da partida

THU 26 JUL 2007

W	QUINTERO AGUILAR Michael SALAMANCA Carlos Andrés (5)	COL	6(4)	7	10		
	CUELLAR Luis Javier MARTINEZ Sandor	CUB	7	6(3)	6		
Match elapsed time: 1h52min			53min	46min	13min		

Court: Centre

Chair Umpire: ROMERO Cristina (MEX)

	QUINTERO AGUILAR/. (5)				C.			
	1Set	2Set	3Set	Total	1Set	2Set	3Set	Total
1st Serve %	70	73	75	72	59	76	50	65
Aces	0	2	0	2	1	1	0	2
Service Winners	15	8	1	24	6	6	2	14
Double Faults	0	0	1	1	2	2	1	5
1st Serve Points Won	28	20	5	53	19	16	2	37
1st Serve Points Played	38	33	6	77	26	28	4	58
1st Serve Winning %	74	61	83	69	73	56	50	64
2nd Serve Points Won	6	7	1	14	13	5	2	20
2nd Serve Points Played	16	12	2	30	18	9	4	31
2nd Serve Winning %	38	57	50	47	72	56	50	65
Break Points Converted	0	2	0	2	0	2	0	2
Break Points Opportunities	3	2	0	5	3	2	0	5
Break Point Conversion %	0	100	0	40	0	100	0	40
Electronic Review/Challenge	0/0	0/0	0/0	0/0	0/0	0/0	0/0	0/0
Total Points Won	46	43	10	99	52	39	6	97

	1 Set												
QUINTERO AGUILAR/. (5)	*1	1	*2	2	*3	3	*4	4	*5	5	*6	6	6(4)
C.	0	*1	1	*2	2	*3	3	*4	4	*5	5	*6	7

	2 Set												
	0	*1	1	*2	3	*4	4	*5	5	*5	6	*6	7
	*1	1	*2	2	*2	2	*3	3	*4	5	*5	6	6(3)

Note:
For detailed scorecard information contact venue press centre.

Legend:
A Alternate **Def** Defaulted **Dsq** Disqualified **INV** Invitation **IP** International Places
Ret Retired **Susp** Suspended **W** Winner * Server

Match Statistics

Estadísticas del Partido / Estatísticas da partida

THU 26 JUL 2007

	PAIZ ASTURIAS Cristian VIDAL Sebastian	GUA	2	1			
W	SCHWANK Eduardo ZEBALLOS Horacio	(2) ARG	6	6			
Match elapsed time: 51min			28min	23min			

Court: Centre

Chair Umpire: MAIA Rafael (BRA)

	PAIZ ASTURIAS/VID.				S. (2)			
	1Set	2Set	3Set	Total	1Set	2Set	3Set	Total
1st Serve %	61	65		63	56	55		56
Aces	0	0		0	1	3		4
Service Winners	4	4		8	9	2		11
Double Faults	1	2		3	3	1		4
1st Serve Points Won	12	7		19	15	9		24
1st Serve Points Played	19	15		34	16	12		28
1st Serve Winning %	63	47		56	94	75		86
2nd Serve Points Won	4	2		6	5	5		10
2nd Serve Points Played	12	8		20	12	10		22
2nd Serve Winning %	33	25		30	42	50		45
Break Points Converted	0	0		0	2	3		5
Break Points Opportunities	1	4		5	3	4		7
Break Point Conversion %	0	0		0	67	75		71
Electronic Review/Challenge	0/0	0/0		0/0	0/0	0/0		0/0
Total Points Won	24	17		41	35	28		63

	1 Set								2 Set							
PAIZ ASTURIAS/VID.	*1	1	*1	1	*1	1	*2	2	*1	1	*1	1	*1	1	*1	
S. (2)	0	*1	2	*3	4	*5	5	*6	0	*1	2	*3	4	*5	6	

Note:
For detailed scorecard information contact venue press centre.

Legend:
A Alternate **Def** Defaulted **Dsq** Disqualified **INV** Invitation **IP** International Places
Ret Retired **Susp** Suspended **W** Winner * Server

Match Statistics

Estadísticas del Partido / Estatísticas da partida

MON 23 JUL 2007

W	PAIZ ASTURIAS Cristian VIDAL Sebastian	GUA	6	6			
	AREVALO Rafael AREVALO Marcelo	ESA	4	3			
Match elapsed time: 1h04min			30min	34min			

Court: Centre

Chair Umpire: ALMEIDA Roberto (BRA)

	PAIZ ASTURIAS/VID.				AREVALO/AREVALO			
	1Set	2Set	3Set	Total	1Set	2Set	3Set	Total
1st Serve %	52	71		63	70	38		53
Aces	2	0		2	2	3		5
Service Winners	4	11		15	5	3		8
Double Faults	1	1		2	3	4		7
1st Serve Points Won	11	19		30	12	8		20
1st Serve Points Played	13	25		38	21	13		34
1st Serve Winning %	85	76		79	56	62		59
2nd Serve Points Won	6	5		11	4	11		15
2nd Serve Points Played	12	10		22	9	21		30
2nd Serve Winning %	50	50		50	44	52		50
Break Points Converted	2	1		3	1	0		1
Break Points Opportunities	2	8		10	1	2		3
Break Point Conversion %	100	13		30	100	0		33
Electronic Review/Challenge	0/0	0/0		0/0	0/0	0/0		0/0
Total Points Won	31	39		70	24	30		54

	1 Set									
PAIZ ASTURIAS/VID.	*1	1	*1	1	*2	2	*3	4	*5	6
AREVALO/AREVALO	0	*1	2	*3	3	*4	4	*4	4	*4

	2 Set									
PAIZ ASTURIAS/VID.	*1	1	*2	3	*4	4	*5	5	*6	
AREVALO/AREVALO	0	*1	1	*1	1	*2	2	*3	3	

Note:
For detailed scorecard information contact venue press centre.

Legend:
A Alternate **Def** Defaulted **Dsq** Disqualified **INV** Invitation Server **IP** International Places
Ret Retired **Susp** Suspended **W** Winner *

Entry List by Event

Lista de Inscrições por Evento / Lista de Inscrições por Evento

As of 17 JUL 2007

Singles Entry Ranking 16 JUL 2007	Name	NOC Code	Qualified Type	Seed
49	SEQUERA Milagros	VEN		1
94	WOZNIAK Aleksandra	CAN		2
110	CRAVERO Jorgelina	ARG		3
143	de los RIOS Rosanna	PAR		4
182	BRANDI Kristina	PUR		5
193	PELLETIER Marie-Eve	CAN		6
212	JOZAMI Betina	ARG		7
252	CRACIUN Estefania	URU		8
406	CORTES Joana	BRA		
323	PEREIRA Teliana	BRA		
335	WIDJAJA Jenifer	BRA		
776	ARANCIBIA Catalina	CHI		
522	KOCH Andrea	CHI		
596	OTAROLA Melisa	CHI		
754	CASTIBLANCO Karen	COL		
294	DUQUE Mariana	COL		
588	NUÑEZ Viky	COL		
1090	FORS Yamile	CUB		
1187	NUÑEZ Yanet	CUB		
896	MORALES Melissa	GUA		
*	WEEDON ANDALUZ Andrea	GUA		
526	CLARKE Erika	MEX		
363	MUÑOZ GALLEGOS Daniela	MEX		
267	TORRES SANDOVAL Melissa	MEX		
*	CEPEDE Veronica	PAR		
381	CASTELLVI Vilmarie	PUR		
*	ARECHAVALETA Maria Jose	URU	A	
532	COHEN Audra	USA		
1267	FALCON Megan	USA		
*	FRAZIER Natalie	USA		
581	GIRAL Marina	VEN		
591	MUCI Mariana	VEN		

Note:
All changes are available in INFO

Legend:
A Alternate INV Invitation IP International Places * Without ranking

Draw

Sorteo / Sorteio

Rank	1st Round	Seed	2nd Round	Quarterfinal	Semifinal	Final
49	SEQUERA Milagros	(1) VEN	SEQUERA M (1)			
381	CASTELLVI Vilmarie	PUR	6-2 6-2	SEQUERA M (1)		
896	MORALES Melissa	GUA	MORALES M	6-1 6-2		
776	ARANCIBIA Catalina	CHI	7-5 7-6(1)		SEQUERA M (1)	
754	CASTIBLANCO Karen	COL	NUÑEZ Y		6-3 6-1	
1187	NUÑEZ Yanet	CUB	6-2 6-0	NUÑEZ Y		
532	COHEN Audra	USA	COHEN A	6-4 7-6(3)		
193	PELLETIER Marie-Eve	(6) CAN	5-7 6-4 6-1			SEQUERA M (1)
110	CRAVERO Jorgelina	(3) ARG	CRAVERO J (3)			1-6 6-0 6-4
	FRAZIER Natalie	USA	6-2 6-4	CRAVERO J (3)		
	CEPEDE Veronica	PAR	CORTEZ J	6-2 6-4		
406	CORTEZ Joana	BRA	6-0 6-1		TORRES SANDOVAL	
588	NUÑEZ Viky	COL	TORRES SANDOVAL		6-2 5-7 6-3	
267	TORRES SANDOVAL Melissa	MEX	6-2 6-0	TORRES SANDOVAL		
581	GIRAL Marina	VEN	CRACIUN E (8)	4-6 7-6(7) 6-3		
252	CRACIUN Estefania	(8) URU	6-3 3-6 6-4			Winner
212	JOZAMI Betina	(7) ARG	JOZAMI B (7)			SEQUERA M (1)
						3-6 7-6(4) 6-1
1267	FALCON Megan	USA	7-6(2) 6-4	JOZAMI B (7)		
	ARECHAVALETA Maria Jose (A)	URU	WIDJAJA J	6-2 3-6 7-5		
335	WIDJAJA Jenifer	BRA	6-0 6-0		JOZAMI B (7)	
363	MUÑOZ GALLEGOS Daniela	MEX	FORS Y		6-3 4-6 6-1	
1090	FORS Yamile	CUB	6-1 5-7 6-1	FORS Y		
522	KOCH Andrea	CHI	de los RIOS R (4)	6-7(6) 6-3 7-5		
			6-2 6-0			
143	de los RIOS Rosanna	(4) PAR				DUQUE M
182	BRANDI Kristina	(5) PUR	BRANDI K (5)			6-3 6-2
	WEEDON ANDALUZ Andrea	GUA	6-2 6-0	BRANDI K (5)		
596	MIRANDA Melisa	CHI	MUCI M	6-2 6-0		
591	MUCI Mariana	VEN	6-2 4-6 6-4		DUQUE M	
294	DUQUE Mariana	COL	DUQUE M		6-7(0) 7-5 6-0	
526	CLARKE Erika	MEX	6-4 6-3	DUQUE M		
323	PEREIRA Teliana	BRA	WOZNIAK A (2)	6-2 6-2		
			6-3 0-6 6-0			
94	WOZNIAK Aleksandra	(2) CAN				

Bronze Medal
TORRES SANDOVAL
JOZAMI B (7)
 6-4 7-6(4)

Note:
Ranking as of 16 JUL 2007

Legend:

A Alternate **Def** Defaulted **Dsq** Disqualified **INV** Invitation **IP** International Places **Ret** Retired **Wo** Walkover

Match Statistics

Estadísticas del Partido / Estatísticas da partida

UPDATE AFTER EACH SET
SUN 22 JUL 2007

W	SEQUERA Milagros (1)	VEN	3	7	6		
	DUQUE Mariana	COL	6	6(4)	1		
Match elapsed time: 1h53min			33min	49min	31min		

Court: Centre

Chair Umpire: VIEIRA Paula (BRA)

	SEQUERA M (1)				DUQUE M				
	1Set	2Set	3Set	Total	1Set	2Set	3Set	Total	
1st Serve %	48	61	50	54	66	45	70	59	
Aces	1	1	0	2	0	0	0	0	
Service Winners	0	4	1	5	5	1	1	7	
Double Faults	5	1	4	10	2	0	1	3	
1st Serve Points Won	6	17	8	31	12	12	6	30	
1st Serve Points Played	12	22	13	47	25	17	16	58	
1st Serve Winning %	50	77	62	66	48	71	38	52	
1st Service Max Speed	kmh	151	151	154	154	167	162	160	167
	mph	94	94	96	96	104	101	99	104
2nd Serve Points Won		1	10	9	20	7	13	4	24
2nd Serve Points Played		13	14	13	40	13	21	7	41
2nd Serve Winning %		8	71	69	50	54	62	56	59
2nd Service Max Speed	kmh	139	144	155	155	123	131	168	168
	mph	86	89	96	96	76	81	104	104
Break Points Converted		2	1	2	5	4	1	0	5
Break Points Opportunities		8	2	4	14	4	1	2	7
Break Point Conversion %		25	50	50	36	100	100	0	71
Electronic Review/Challenge		0/0	0/0	0/0	0/0	0/0	0/0	0/0	0/0
Net Points Won		4	5	3	12	1	1	2	4
Net Point Played		6	8	3	17	1	1	4	6
Net Point Winning %		67	63	100	71	100	100	50	67
Total Points Won		26	40	30	96	37	34	19	90
Winners		8	7	6	21	5	8	3	16
Unforced Errors		22	24	11	57	15	28	22	65
Forehand Winners		4	4	4	12	2	7	3	12
Backhand Winners		4	3	2	9	3	1	0	4
Volley Winners		3	2	2	7	0	1	1	2

	1 Set								
SEQUERA M (1)	*0	0	*0	0	*1	2	*2	3	*3
DUQUE M	1	*2	3	*4	4	*4	5	*5	6

	2 Set												
SEQUERA M (1)	0	*1	1	*1	1	*2	2	*3	4	*5	5	*6	7
DUQUE M	*1	1	*2	3	*4	4	*5	5	*5	5	*6	6	6(4)

	3 Set						
SEQUERA M (1)	*1	1	*2	3	*4	5	*6
DUQUE M	0	*1	1	*1	1	*1	1

Note:
For detailed scorecard information contact venue press centre.

Legend:
A Alternate **Def** Defaulted **Dsq** Disqualified **INV** Invitation Server **IP** International Places
Ret Retired **Susp** Suspended **W** Winner *



Match Statistics

Estadísticas del Partido / Estatísticas da partida

UPDATE AFTER EACH SET
SUN 22 JUL 2007

	TORRES SANDOVAL Melissa	MEX	4	6(4)			
W	JOZAMI Betina (7)	ARG	6	7			
Match elapsed time: 1h38min			36min	62min			

Court: 1

Chair Umpire: CAMPOS Marcus (BRA)

Note:
For detailed scorecard information contact venue press centre.

Legend:

A Alternate	Def Defaulted	Dsq Disqualified	INV Invitation Server	IP International Places
Ret Retired	Susp Suspended	W Winner	*	

Match Statistics

Estadísticas del Partido / Estatísticas da partida

UPDATE AFTER EACH SET
SAT 21 JUL 2007

W	SEQUERA Milagros (1)	VEN	1	6	6		
	TORRES SANDOVAL Melissa	MEX	6	0	4		
Match elapsed time: 1h47min			32min	28min	47min		

Court: Centre

Chair Umpire: VEIGA Roberto (BRA)

	SEQUERA M (1)				TORRES SANDOVAL				
	1Set	2Set	3Set	Total	1Set	2Set	3Set	Total	
1st Serve %	40	52	79	57	77	81	67	72	
Aces	0	0	4	4	0	0	1	1	
Service Winners	1	1	3	5	1	0	3	4	
Double Faults	5	1	1	7	0	1	2	3	
1st Serve Points Won	4	8	15	27	12	4	15	31	
1st Serve Points Played	10	12	22	44	20	13	32	65	
1st Serve Winning %	40	67	68	61	60	31	47	48	
1st Service Max Speed	kmh	158	146	159	159	150	152	154	154
	mph	98	91	99	99	93	94	96	96
2nd Serve Points Won		6	8	2	16	4	0	10	14
2nd Serve Points Played		15	11	6	32	6	3	16	25
2nd Serve Winning %		40	73	33	50	67	0	63	56
2nd Service Max Speed	kmh	143	142	143	143	133	113	128	133
	mph	89	88	89	89	83	70	80	83
Break Points Converted		0	3	2	5	3	0	1	4
Break Points Opportunities		5	5	8	18	7	1	1	9
Break Point Conversion %		0	60	25	28	43	0	100	44
Electronic Review/Challenge		0/0	0/0	0/0	0/0	0/0	0/0	0/0	0/0
Net Points Won		1	2	5	8	0	2	2	4
Net Point Played		1	3	7	11	1	6	8	15
Net Point Winning %		100	67	71	73	0	33	25	27
Total Points Won		20	28	40	88	31	11	36	78
Winners		6	14	17	37	1	3	4	8
Unforced Errors		24	7	27	58	13	12	14	39
Forehand Winners		3	11	13	27	1	2	3	6
Backhand Winners		3	3	4	10	0	1	1	2
Volley Winners		1	2	5	8	0	0	1	1

	1 Set								2 Set						3 Set									
SEQUERA M (1)	*0	0	*0	0	*1	1	*1	1	*2	3	*4	5	*6	1	*2	2	*3	4	*4	4	*5	5	*6	
TORRES SANDOVAL	1	*2	3	*4	4	*5	6	*0	0	*0	0	*0	0	*0	0	*1	1	*1	2	*3	3	*4	4	

Note:
For detailed scorecard information contact venue press centre.

Legend:
A Alternate **Def** Defaulted **Dsq** Disqualified **INV** Invitation **IP** International Places
Ret Retired **Susp** Suspended **W** Winner ***** Server



Match Statistics

Estadísticas del Partido / Estatísticas da partida

UPDATE AFTER EACH SET
SAT 21 JUL 2007

	JOZAMI Betina (7)	ARG	3	2			
W	DUQUE Mariana	COL	6	6			
Match elapsed time: 1h04min			32min	32min			

Court: 1

Chair Umpire: MAIA Rafael (BRA)

Note:
For detailed scorecard information contact venue press centre.

Legend:

A Alternate	Def Defaulted	Dsq Disqualified	INV Invitation Server	IP International Places
Ret Retired	Susp Suspended	W Winner	*	



Match Statistics

Estadísticas del Partido / Estatísticas da partida

UPDATE AFTER EACH SET
FRI 20 JUL 2007

W	SEQUERA Milagros (1)	VEN	6	6			
	NUÑEZ Yanet	CUB	3	1			
Match elapsed time: 1h09min			37min	32min			

Court: 1

Chair Umpire: ALMEIDA Roberto (BRA)

Note:
For detailed scorecard information contact venue press centre.

Legend:
A Alternate **Def** Defaulted **Dsq** Disqualified **INV** Invitation **IP** International Places
Ret Retired **Susp** Suspended **W** Winner * Server

Match Statistics

Estadísticas del Partido / Estatísticas da partida

UPDATE AFTER EACH SET
FRI 20 JUL 2007

	CRAVERO Jorgelina (3)	ARG	2	7	3		
W	TORRES SANDOVAL Melissa	MEX	6	5	6		
Match elapsed time: 2h40min			45min	75min	40min		

Court: 1

Chair Umpire: CHAGAS Adão (BRA)

Note:
For detailed scorecard information contact venue press centre.

Legend:

A Alternate	Def Defaulted	Dsq Disqualified	INV Invitation	IP International Places
Ret Retired	Susp Suspended	W Winner	* Server	

Match Statistics

Estadísticas del Partido / Estatísticas da partida

UPDATE AFTER EACH SET
FRI 20 JUL 2007

W	JOZAMI Betina (7)	ARG	6	4	6		
	FORS Yamile	CUB	3	6	1		
Match elapsed time: 1h36min			29min	39min	28min		

Court: Centre

Chair Umpire: ROMERO Cristina (MEX)

	JOZAMI B (7)				FORS Y			
	1Set	2Set	3Set	Total	1Set	2Set	3Set	Total
1st Serve %	43	40	50	43	50	71	67	65
Aces	6	3	1	10	1	0	0	1
Service Winners	0	4	6	10	2	5	3	10
Double Faults	1	4	2	7	1	1	3	5
1st Serve Points Won	11	6	8	25	6	15	11	32
1st Serve Points Played	13	12	8	33	10	25	20	55
1st Serve Winning %	85	50	100	76	60	60	55	57
1st Service Max Speed								
kmh	164	168	162	168	152	153	158	158
mph	102	104	101	104	94	95	98	98
2nd Serve Points Won	11	7	4	22	7	1	2	10
2nd Serve Points Played	17	18	8	43	10	10	10	30
2nd Serve Winning %	65	39	50	51	70	10	20	33
2nd Service Max Speed								
kmh	167	170	139	170	148	154	151	154
mph	104	106	86	106	92	96	94	96
Break Points Converted	1	3	3	7	0	4	0	4
Break Points Opportunities	1	4	3	8	3	5	0	8
Break Point Conversion %	100	75	100	88	0	80	0	50
Electronic Review/Challenge	0/0	0/0	0/0	0/0	0/0	0/0	0/0	0/0
Net Points Won	4	3	1	8	0	2	1	3
Net Point Played	4	6	2	12	3	2	1	6
Net Point Winning %	100	50	50	67	0	100	100	50
Total Points Won	29	32	29	90	21	33	17	71
Winners	9	10	5	24	6	9	3	18
Unforced Errors	11	15	9	35	13	14	14	41
Forehand Winners	5	4	0	9	6	4	2	12
Backhand Winners	4	6	5	15	0	5	1	6
Volley Winners	3	1	1	5	0	0	1	1

	1 Set						2 Set						3 Set									
JOZAMI B (7)	*1	2	*3	3	*4	4	*5	5	*6													
FORS Y	0	*0	0	*1	1	*2	2	*3	3	*4	4	*5	5	*6								

Note:
For detailed scorecard information contact venue press centre.

Legend:
A Alternate **Def** Defaulted **Dsq** Disqualified **INV** Invitation Server **IP** International Places
Ret Retired **Susp** Suspended **W** Winner *

Match Statistics

Estadísticas del Partido / Estatísticas da partida

UPDATE AFTER EACH SET
FRI 20 JUL 2007

	BRANDI Kristina (5)	PUR	7	5	0		
W	DUQUE Mariana	COL	6(0)	7	6		
Match elapsed time: 2h38min			59min	67min	32min		

Court: Centre

Chair Umpire: VIEIRA Paula (BRA)

	BRANDI K (5)				DUQUE M			
	1Set	2Set	3Set	Total	1Set	2Set	3Set	Total
1st Serve %	65	64	68	65	54	77	63	65
Aces	0	0	0	0	1	0	0	1
Service Winners	3	3	2	8	2	2	2	6
Double Faults	2	2	2	6	2	2	0	4
1st Serve Points Won	12	16	6	34	11	21	9	41
1st Serve Points Played	26	30	15	71	27	37	15	79
1st Serve Winning %	46	53	40	48	41	56	60	52
1st Service Max Speed	kmh 138	137	132	138	153	156	161	161
	mph 86	85	82	86	95	97	100	100
2nd Serve Points Won	6	7	2	15	10	5	6	21
2nd Serve Points Played	14	17	7	38	23	11	9	43
2nd Serve Winning %	43	41	28	39	43	45	67	49
2nd Service Max Speed	kmh 124	134	122	134	157	130	135	157
	mph 77	83	76	83	98	81	84	98
Break Points Converted	4	2	0	6	4	3	3	10
Break Points Opportunities	9	7	1	17	8	8	7	23
Break Point Conversion %	44	28	0	35	50	38	43	43
Electronic Review/Challenge	0/0	0/0	0/0	0/0	0/0	0/0	0/0	0/0
Net Points Won	3	0	1	4	2	2	0	4
Net Point Played	7	3	2	12	6	5	0	11
Net Point Winning %	43	0	50	33	33	40	0	36
Total Points Won	47	45	17	109	43	50	29	122
Winners	8	7	3	18	11	22	6	39
Unforced Errors	27	24	19	70	34	33	12	79
Forehand Winners	4	6	1	11	7	16	4	27
Backhand Winners	4	1	2	7	4	6	2	12
Volley Winners	1	0	1	2	2	1	0	3

	1 Set							2 Set							3 Set																
BRANDI K (5)	*1	2	*2	2	*2	3	*3	3	*4	5	*5	6	7	0	*1	2	*2	3	*4	4	*4	4	*5	5	*5	0	*0	0	*0	0	*0
DUQUE M	0	*0	1	*2	3	*3	4	*5	5	*5	6	*6	6(0)	*1	1	*1	2	*2	2	*3	4	*5	5	*6	7	*1	2	*3	4	*5	6

Note:
For detailed scorecard information contact venue press centre.

Legend:
A Alternate **Def** Defaulted **Dsq** Disqualified **INV** Invitation Server **IP** International Places
Ret Retired **Susp** Suspended **W** Winner *

Match Statistics

Estadísticas del Partido / Estatísticas da partida

UPDATE AFTER EACH SET
THU 19 JUL 2007

W	SEQUERA Milagros (1)	VEN	6	6			
	MORALES Melissa	GUA	1	2			
Match elapsed time: 57min			29min	28min			

Court: Centre

Chair Umpire: VIEIRA Paula (BRA)

	SEQUERA M (1)				MORALES M			
	1Set	2Set	3Set	Total	1Set	2Set	3Set	Total
1st Serve %	52	59		55	42	64		54
Aces	4	2		6	0	0		0
Service Winners	5	3		8	2	2		4
Double Faults	6	0		6	3	3		6
1st Serve Points Won	12	11		23	4	11		15
1st Serve Points Played	16	13		29	10	18		28
1st Serve Winning %	75	85		79	40	61		54
1st Service Max Speed	kmh	166	156	166	151	146		151
	mph	103	97	103	94	91		94
2nd Serve Points Won		5	5	10	5	4		9
2nd Serve Points Played		15	9	24	14	10		24
2nd Serve Winning %		33	56	42	36	40		38
2nd Service Max Speed	kmh	148	150	150	139	139		139
	mph	92	93	93	86	86		86
Break Points Converted		3	2	5	1	0		1
Break Points Opportunities		3	5	8	2	0		2
Break Point Conversion %		100	40	63	50	0		50
Electronic Review/Challenge		0/0	0/0	0/0	0/0	0/0		0/0
Net Points Won		4	1	5	1	0		1
Net Point Played		6	2	8	1	0		1
Net Point Winning %		67	50	63	100	0		100
Total Points Won		32	29	61	23	21		44
Winners		10	7	17	4	3		7
Unforced Errors		11	16	27	10	14		24
Forehand Winners		8	4	12	4	2		6
Backhand Winners		2	3	5	0	1		1
Volley Winners		3	1	4	1	0		1

	1 Set						2 Set								
SEQUERA M (1)	*1	2	*3	4	*4	5	*6	1	*2	3	*4	4	*5	5	*6
MORALES M	0	*0	0	*0	1	*1	1	*0	0	*0	0	*1	1	*2	2

Note:
For detailed scorecard information contact venue press centre.

Legend:
A Alternate **Def** Defaulted **Dsq** Disqualified **INV** Invitation Server **IP** International Places
Ret Retired **Susp** Suspended **W** Winner *

Match Statistics

Estadísticas del Partido / Estatísticas da partida

UPDATE AFTER EACH SET
THU 19 JUL 2007

W	NUÑEZ Yanet	CUB	6	7			
	COHEN Audra	USA	4	6(3)			
Match elapsed time: 2h04min			65min	59min			

Court: 1

Chair Umpire: CHAGAS Adão (BRA)

Note:
For detailed scorecard information contact venue press centre.

Legend:

A Alternate	Def Defaulted	Dsq Disqualified	INV Invitation	IP International Places
Ret Retired	Susp Suspended	W Winner	* Server	

Match Statistics

Estadísticas del Partido / Estatísticas da partida

UPDATE AFTER EACH SET
THU 19 JUL 2007

W	CRAVERO Jorgelina (3)	ARG	6	6			
	CORTEZ Joana	BRA	2	4			
Match elapsed time: 1h03min			28min	35min			

Court: Centre

Chair Umpire: ROMERO Cristina (MEX)

	CRAVERO J (3)				CORTEZ J			
	1Set	2Set	3Set	Total	1Set	2Set	3Set	Total
1st Serve %	66	83		75	64	59		61
Aces	2	0		2	0	1		1
Service Winners	1	3		4	0	5		5
Double Faults	3	2		5	4	3		7
1st Serve Points Won	13	19		32	7	12		19
1st Serve Points Played	19	25		44	14	16		30
1st Serve Winning %	68	76		73	50	75		63
1st Service Max Speed	kmh	152	154	154	144	151		151
	mph	94	96	96	89	94		94
2nd Serve Points Won	4	1		5	2	4		6
2nd Serve Points Played	10	5		15	8	11		19
2nd Serve Winning %	40	20		33	25	36		32
2nd Service Max Speed	kmh	133	138	138	146	140		146
	mph	83	86	86	91	87		91
Break Points Converted	3	2		5	1	1		2
Break Points Opportunities	5	3		8	5	2		7
Break Point Conversion %	60	67		63	20	50		28
Electronic Review/Challenge	0/0	0/0		0/0	0/0	0/0		0/0
Net Points Won	1	1		2	0	1		1
Net Point Played	1	1		2	2	2		4
Net Point Winning %	100	100		100	0	50		25
Total Points Won	30	31		61	21	26		47
Winners	10	8		18	8	6		14
Unforced Errors	10	12		22	13	17		30
Forehand Winners	8	7		15	7	3		10
Backhand Winners	2	1		3	1	3		4
Volley Winners	0	0		0	0	0		0

	1 Set						2 Set											
	1	*2	2	*2	3	*4	5	*6	1	*2	2	*3	3	*3	3	*4	5	*6
CRAVERO J (3)																		
CORTEZ J	*0	0	*1	2	*2	2	*2	2	*0	0	*1	1	*2	3	*4	4	*4	4

Note:
For detailed scorecard information contact venue press centre.

Legend:
A Alternate **Def** Defaulted **Dsq** Disqualified **INV** Invitation Server **IP** International Places
Ret Retired **Susp** Suspended **W** Winner *

Match Statistics

Estadísticas del Partido / Estatísticas da partida

UPDATE AFTER EACH SET
THU 19 JUL 2007

W	TORRES SANDOVAL Melissa	MEX	4	7	6		
	CRACIUN Estefania (8)	URU	6	6(7)	3		
Match elapsed time: 2h31min			36min	60min	55min		

Court: 2

Chair Umpire: VEIGA Roberto (BRA)

Note:
For detailed scorecard information contact venue press centre.

Legend:

A Alternate	Def Defaulted	Dsq Disqualified	INV Invitation	IP International Places
Ret Retired	Susp Suspended	W Winner	* Server	

Match Statistics

Estadísticas del Partido / Estatísticas da partida

UPDATE AFTER EACH SET
THU 19 JUL 2007

W	JOZAMI Betina (7)	ARG	6	3	7		
	WIDJAJA Jenifer	BRA	2	6	5		
Match elapsed time: 1h42min			26min	30min	46min		

Court: Centre

Chair Umpire: DÍAZ GARCÍA Carlos (COL)

	JOZAMI B (7)				WIDJAJA J			
	1Set	2Set	3Set	Total	1Set	2Set	3Set	Total
1st Serve %	52	57	59	56	52	61	55	56
Aces	2	3	2	7	0	1	0	1
Service Winners	1	1	3	5	2	0	3	5
Double Faults	1	4	4	9	3	1	4	8
1st Serve Points Won	10	10	17	37	5	14	11	30
1st Serve Points Played	11	14	22	47	11	17	22	50
1st Serve Winning %	91	71	77	79	45	82	50	60
1st Service Max Speed								
kmh	165	166	172	172	139	142	146	146
mph	103	103	107	107	86	88	91	91
2nd Serve Points Won	3	5	4	12	3	6	9	18
2nd Serve Points Played	10	10	15	35	10	11	18	39
2nd Serve Winning %	30	50	27	34	30	55	50	46
2nd Service Max Speed								
kmh	156	133	174	174	121	120	122	122
mph	97	83	108	108	75	75	76	76
Break Points Converted	3	0	3	6	1	1	2	4
Break Points Opportunities	4	0	6	10	2	1	2	5
Break Point Conversion %	75	0	50	60	50	100	100	80
Electronic Review/Challenge	0/0	0/0	0/0	0/0	0/0	0/0	0/0	0/0
Net Points Won	1	1	2	4	0	1	3	4
Net Point Played	2	1	3	6	1	2	3	6
Net Point Winning %	50	100	67	67	0	50	100	67
Total Points Won	26	23	41	90	16	29	36	81
Winners	8	7	13	28	4	5	11	20
Unforced Errors	9	19	18	46	12	11	19	42
Forehand Winners	5	5	6	16	1	4	10	15
Backhand Winners	3	2	7	12	3	1	1	5
Volley Winners	1	0	2	3	0	0	1	1

	1 Set						
JOZAMI B (7)	0	*0	1	*2	3	*4	5 *6
WIDJAJA J	*1	2	*2	2	*2	2	*2 2

	2 Set						
JOZAMI B (7)	0	*1	1	*2	2	*2	2 *3 3
WIDJAJA J	*1	1	*2	2	*3	4	*5 5 *6

	3 Set						
JOZAMI B (7)	*1	1	*1	1	*2	3	*4 4 *4 5 *6 7
WIDJAJA J	0	*1	2	*3	3	*3	3 *4 5 *5 5 *5

Note:
For detailed scorecard information contact venue press centre.

Legend:
A Alternate **Def** Defaulted **Dsq** Disqualified **INV** Invitation **IP** International Places
Ret Retired **Susp** Suspended **W** Winner * Server

Match Statistics

Estadísticas del Partido / Estatísticas da partida

UPDATE AFTER EACH SET
THU 19 JUL 2007

W	FORS Yamile	CUB	6(6)	6	7		
	de los RIOS Rosanna (4)	PAR	7	3	5		
Match elapsed time: 2h41min			56min	41min	64min		

Court: Centre

Chair Umpire: MAIA Rafael (BRA)

	FORS Y				de los RIOS R (4)				
	1Set	2Set	3Set	Total	1Set	2Set	3Set	Total	
1st Serve %	56	41	71	56	71	56	60	64	
Aces	2	0	0	2	1	1	0	2	
Service Winners	3	2	1	6	3	2	2	7	
Double Faults	3	4	2	9	5	3	4	12	
1st Serve Points Won	13	10	16	39	22	9	16	47	
1st Serve Points Played	27	14	29	70	35	15	24	74	
1st Serve Winning %	48	71	55	56	63	60	67	64	
1st Service Max Speed	kmh	158	156	156	158	149	149	148	149
	mph	98	97	97	98	93	93	92	93
2nd Serve Points Won		11	10	8	29	4	4	4	12
2nd Serve Points Played		20	20	12	52	14	12	16	42
2nd Serve Winning %		55	50	67	56	28	33	25	28
2nd Service Max Speed	kmh	149	141	137	149	150	130	151	151
	mph	93	88	85	93	93	81	94	94
Break Points Converted		3	2	3	8	3	1	2	6
Break Points Opportunities		6	6	8	20	5	2	5	12
Break Point Conversion %		50	33	38	40	60	50	40	50
Electronic Review/Challenge		0/0	0/0	0/0	0/0	0/0	0/0	0/0	0/0
Net Points Won		2	0	4	6	1	0	1	2
Net Point Played		4	1	4	9	1	1	1	3
Net Point Winning %		50	0	100	67	100	0	100	67
Total Points Won		47	34	44	125	49	27	37	113
Winners		11	8	13	32	13	4	10	27
Unforced Errors		29	16	23	68	26	21	26	73
Forehand Winners		6	5	8	19	10	1	6	17
Backhand Winners		5	3	5	13	3	3	4	10
Volley Winners		1	0	1	2	0	0	1	1

	1 Set										2 Set										3 Set													
FORS Y	0	*0	1	*2	3	*3	3	*3	4	*5	5	*6	6(6)	*0	0	*1	1	*2	3	*4	5	*6	0	*1	2	*3	3	*4	4	*4	5	*5	6	*7
de los RIOS R (4)	*1	2	*2	2	*2	3	*4	5	*5	5	*6	6	7	1	*2	2	*3	3	*3	3	*3	3	*1	1	*1	1	*2	2	*3	4	*4	5	*5	5

Note:
For detailed scorecard information contact venue press centre.

Legend:
A Alternate **Def** Defaulted **Dsq** Disqualified **INV** Invitation Server **IP** International Places
Ret Retired **Susp** Suspended **W** Winner *

Match Statistics

Estadísticas del Partido / Estatísticas da partida

UPDATE AFTER EACH SET
THU 19 JUL 2007

W	BRANDI Kristina (5)	PUR	6	6			
	MUCI Mariana	VEN	2	0			
Match elapsed time: 1h20min			40min	40min			

Court: 3

Chair Umpire: PARADA Luiz (BRA)

Note:
For detailed scorecard information contact venue press centre.

Legend:
A Alternate **Def** Defaulted **Dsq** Disqualified **INV** Invitation **IP** International Places
Ret Retired **Susp** Suspended **W** Winner * Server

Match Statistics

Estadísticas del Partido / Estatísticas da partida

UPDATE AFTER EACH SET
THU 19 JUL 2007

W	DUQUE Mariana	COL	6	6			
	WOZNIAK Aleksandra (2)	CAN	2	2			
Match elapsed time: 56min			28min	28min			

Court: 1

Chair Umpire: ALMEIDA Roberto (BRA)

Note:
For detailed scorecard information contact venue press centre.

Legend:
A Alternate **Def** Defaulted **Dsq** Disqualified **INV** Invitation **IP** International Places
Ret Retired **Susp** Suspended **W** Winner * Server

Match Statistics

Estadísticas del Partido / Estatísticas da partida

UPDATE AFTER EACH SET
WED 18 JUL 2007

W	SEQUERA Milagros (1)	VEN	6	6			
	CASTELLVI Vilmarie	PUR	2	2			
Match elapsed time: 1h08min			32min	36min			

Court: Centre

Chair Umpire: ALMEIDA Roberto (BRA)

	SEQUERA M (1)				CASTELLVI V			
	1Set	2Set	3Set	Total	1Set	2Set	3Set	Total
1st Serve %	48	48		48	46	42		44
Aces	1	0		1	0	0		0
Service Winners	5	3		8	3	2		5
Double Faults	7	5		12	4	4		8
1st Serve Points Won	10	8		18	6	3		9
1st Serve Points Played	14	12		26	11	11		22
1st Serve Winning %	71	67		69	55	27		41
1st Service Max Speed	kmh	152	154	154	-	147		147
	mph	94	96	96	-	91		91
2nd Serve Points Won	6	6		12	5	7		12
2nd Serve Points Played	15	13		28	13	15		28
2nd Serve Winning %	40	46		43	38	47		43
2nd Service Max Speed	kmh	128	138	138	-	136		136
	mph	80	86	86	-	84		84
Break Points Converted	3	3		6	1	1		2
Break Points Opportunities	6	4		10	3	1		4
Break Point Conversion %	50	75		60	33	100		50
Electronic Review/Challenge	0/0	0/0		0/0	0/0	0/0		0/0
Net Points Won	1	1		2	0	0		0
Net Point Played	1	1		2	0	1		1
Net Point Winning %	100	100		100	0	0		0
Total Points Won	29	30		59	24	21		45
Winners	3	5		8	2	4		6
Unforced Errors	12	10		22	16	18		34
Forehand Winners	3	3		6	1	3		4
Backhand Winners	0	2		2	1	1		2
Volley Winners	1	1		2	0	0		0

	1 Set							
SEQUERA M (1)	1	*2	3	*4	5	*5	5	*6
CASTELLVI V	*0	0	*0	0	*0	1	*2	2

	2 Set							
SEQUERA M (1)	1	*1	1	*2	3	*4	5	*6
CASTELLVI V	*0	1	*2	2	*2	2	*2	2

Note:
For detailed scorecard information contact venue press centre.

Legend:
A Alternate **Def** Defaulted **Dsq** Disqualified **INV** Invitation Server **IP** International Places
Ret Retired **Susp** Suspended **W** Winner *



Match Statistics

Estadísticas del Partido / Estatísticas da partida

UPDATE AFTER EACH SET
WED 18 JUL 2007

W	MORALES Melissa	GUA	7	7			
	ARANCIBIA Catalina	CHI	5	6(1)			
Match elapsed time: 1h44min			46min	58min			

Court: 1

Chair Umpire: CAMPOS Marcus (BRA)

Note:
For detailed scorecard information contact venue press centre.

Legend:
A Alternate **Def** Defaulted **Dsq** Disqualified **INV** Invitation **IP** International Places
Ret Retired **Susp** Suspended **W** Winner * Server

Match Statistics

Estadísticas del Partido / Estatísticas da partida

UPDATE AFTER EACH SET
WED 18 JUL 2007

	CASTIBLANCO Karen	COL	2	0			
W	NUÑEZ Yanet	CUB	6	6			
Match elapsed time: 55min			30min	25min			

Court: 2

Chair Umpire: PARADA Luiz (BRA)

Note:
For detailed scorecard information contact venue press centre.

Legend:

A Alternate	Def Defaulted	Dsq Disqualified	INV Invitation	IP International Places
Ret Retired	Susp Suspended	W Winner	* Server	



Match Statistics

Estadísticas del Partido / Estatísticas da partida

UPDATE AFTER EACH SET
WED 18 JUL 2007

W	COHEN Audra	USA	5	6	6		
	PELLETIER Marie-Eve (6)	CAN	7	4	1		
Match elapsed time: 2h12min			47min	52min	33min		

Court: 2

Chair Umpire: DÍAZ GARCÍA Carlos (COL)

Note:
For detailed scorecard information contact venue press centre.

Legend:
A Alternate **Def** Defaulted **Dsq** Disqualified **INV** Invitation **IP** International Places
Ret Retired **Susp** Suspended **W** Winner * Server

Match Statistics

Estadísticas del Partido / Estatísticas da partida

UPDATE AFTER EACH SET
WED 18 JUL 2007

W	CRAVERO Jorgelina (3)	ARG	6	6			
	FRAZIER Natalie	USA	2	4			
Match elapsed time: 1h12min			26min	46min			

Court: Centre

Chair Umpire: VEIGA Roberto (BRA)

	CRAVERO J (3)				FRAZIER N			
	1Set	2Set	3Set	Total	1Set	2Set	3Set	Total
1st Serve %	55	64		60	67	68		67
Aces	1	0		1	0	0		0
Service Winners	2	4		6	0	1		1
Double Faults	2	7		9	2	1		3
1st Serve Points Won	9	15		24	6	15		21
1st Serve Points Played	12	23		35	14	25		39
1st Serve Winning %	75	65		69	43	60		54
1st Service Max Speed	kmh	199	155	199	168	178		178
	mph	124	96	124	104	111		111
2nd Serve Points Won		6	4	10	2	3		5
2nd Serve Points Played		10	13	23	7	12		19
2nd Serve Winning %		60	31	43	28	25		26
2nd Service Max Speed	kmh	148	132	148	122	168		168
	mph	92	82	92	76	104		104
Break Points Converted		3	3	6	1	2		3
Break Points Opportunities		4	6	10	3	4		7
Break Point Conversion %		75	50	60	33	50		43
Electronic Review/Challenge		0/0	0/0	0/0	0/0	0/0		0/0
Net Points Won		1	2	3	1	0		1
Net Point Played		1	2	3	3	0		3
Net Point Winning %		100	100	100	33	0		33
Total Points Won		28	38	66	15	35		50
Winners		10	10	20	3	9		12
Unforced Errors		10	18	28	13	23		36
Forehand Winners		7	4	11	3	6		9
Backhand Winners		3	6	9	0	3		3
Volley Winners		1	0	1	1	0		1

	1 Set						2 Set											
CRAVERO J (3)	1	*1	2	*3	4	*5	5	*6	0	*1	2	*3	4	*4	5	*5	5	*6
FRAZIER N	*0	1	*1	1	*1	1	*2	2	*1	1	*1	1	*1	2	*2	3	*4	4

Note:
For detailed scorecard information contact venue press centre.

Legend:
A Alternate **Def** Defaulted **Dsq** Disqualified **INV** Invitation Server **IP** International Places
Ret Retired **Susp** Suspended **W** Winner *

Match Statistics

Estadísticas del Partido / Estatísticas da partida

UPDATE AFTER EACH SET
WED 18 JUL 2007

	CEPEDE Veronica	PAR	0	1			
W	CORTEZ Joana	BRA	6	6			
Match elapsed time: 39min			15min	24min			

Court: Centre

Chair Umpire: DÍAZ GARCÍA Carlos (COL)

	CEPEDE V				CORTEZ J			
	1Set	2Set	3Set	Total	1Set	2Set	3Set	Total
1st Serve %	54	47		50	56	48		51
Aces	0	0		0	1	1		2
Service Winners	0	2		2	4	1		5
Double Faults	5	2		7	5	3		8
1st Serve Points Won	0	2		2	10	11		21
1st Serve Points Played	7	7		14	10	12		22
1st Serve Winning %	0	28		14	100	92		95
1st Service Max Speed	kmh	140	127	140	151	160		160
	mph	87	79	87	94	99		99
2nd Serve Points Won		1	4	5	3	7		10
2nd Serve Points Played		6	8	14	8	13		21
2nd Serve Winning %		17	50	36	38	54		48
2nd Service Max Speed	kmh	122	267	267	125	131		131
	mph	76	166	166	78	81		81
Break Points Converted		0	0	0	3	2		5
Break Points Opportunities		3	2	5	3	2		5
Break Point Conversion %		0	0	0	100	100		100
Electronic Review/Challenge		0/0	0/0	0/0	0/0	0/0		0/0
Net Points Won		0	0	0	1	0		1
Net Point Played		1	0	1	1	1		2
Net Point Winning %		0	0	0	100	0		50
Total Points Won		6	13	19	25	27		52
Winners		0	1	1	2	3		5
Unforced Errors		13	20	33	1	7		8
Forehand Winners		0	0	0	1	3		4
Backhand Winners		0	1	1	1	0		1
Volley Winners		0	0	0	1	0		1

	1 Set					
CEPEDE V	0	*0	0	*0	0	*0
CORTEZ J	*1	2	*3	4	*5	6

	2 Set					
CEPEDE V	0	*1	1	*1	1	*1
CORTEZ J	*1	1	*2	3	*4	5

Note:

For detailed scorecard information contact venue press centre.

Legend:

A Alternate **Def** Defaulted **Dsq** Disqualified **INV** Invitation **IP** International Places
Ret Retired **Susp** Suspended **W** Winner * Server

Match Statistics

Estadísticas del Partido / Estatísticas da partida

UPDATE AFTER EACH SET
WED 18 JUL 2007

	NÚÑEZ Viky	COL	2	0			
W	TORRES SANDOVAL Melissa	MEX	6	6			
Match elapsed time: 55min			29min	26min			

Court: Centre

Chair Umpire: CHAGAS Adão (BRA)

	NÚÑEZ V				TORRES SANDOVAL			
	1Set	2Set	3Set	Total	1Set	2Set	3Set	Total
1st Serve %	50	55		52	46	56		50
Aces	2	0		2	1	1		2
Service Winners	6	4		10	3	3		6
Double Faults	0	1		1	1	0		1
1st Serve Points Won	6	4		10	8	6		14
1st Serve Points Played	12	11		23	11	8		19
1st Serve Winning %	50	36		43	73	75		74
1st Service Max Speed	kmh	157	151	157	150	148		150
	mph	98	94	98	93	92		93
2nd Serve Points Won		5	2	7	10	6		16
2nd Serve Points Played		12	9	21	13	6		19
2nd Serve Winning %		42	22	33	77	100		84
2nd Service Max Speed	kmh	152	146	152	162	133		162
	mph	94	91	94	101	83		101
Break Points Converted		0	0	0	2	3		5
Break Points Opportunities		1	0	1	3	8		11
Break Point Conversion %		0	0	0	67	38		45
Electronic Review/Challenge		0/0	0/0	0/0	0/0	0/0		0/0
Net Points Won		0	1	1	2	2		4
Net Point Played		1	3	4	2	2		4
Net Point Winning %		0	33	25	100	100		100
Total Points Won		17	8	25	31	26		57
Winners		1	1	2	8	6		14
Unforced Errors		19	15	34	7	3		10
Forehand Winners		1	1	2	7	6		13
Backhand Winners		0	0	0	1	0		1
Volley Winners		0	0	0	1	1		2

	1 Set								2 Set					
NÚÑEZ V	*0	0	*1	1	*2	2	*2	2	*0	0	*0	0	*0	0
TORRES SANDOVAL	1	*2	2	*3	3	*4	5	*6	1	*2	3	*4	5	*6

Note:
For detailed scorecard information contact venue press centre.

Legend:
A Alternate **Def** Defaulted **Dsq** Disqualified **INV** Invitation Server **IP** International Places
Ret Retired **Susp** Suspended **W** Winner *



Match Statistics

Estadísticas del Partido / Estatísticas da partida

UPDATE AFTER EACH SET
WED 18 JUL 2007

	GIRAL Marina	VEN	3	6	4		
W	CRACIUN Estefania (8)	URU	6	3	6		
Match elapsed time: 2h01min			37min	38min	46min		

Court: 1

Chair Umpire: CHAGAS Adão (BRA)

Note:
For detailed scorecard information contact venue press centre.

Legend:

A Alternate	Def Defaulted	Dsq Disqualified	INV Invitation	IP International Places
Ret Retired	Susp Suspended	W Winner	* Server	



Match Statistics

Estadísticas del Partido / Estatísticas da partida

UPDATE AFTER EACH SET
WED 18 JUL 2007

W	JOZAMI Betina (7)	ARG	7	6			
	FALCON Megan	USA	6(2)	4			
Match elapsed time: 1h55min			70min	45min			

Court: 4

Chair Umpire: MAIA Rafael (BRA)

Note:
For detailed scorecard information contact venue press centre.

Legend:
A Alternate **Def** Defaulted **Dsq** Disqualified **INV** Invitation **IP** International Places
Ret Retired **Susp** Suspended **W** Winner * Server



Match Statistics

Estadísticas del Partido / Estatísticas da partida

UPDATE AFTER EACH SET
WED 18 JUL 2007

	ARECHAVALETA Maria Jose(A)	URU	0	0			
W	WIDJAJA Jenifer	BRA	6	6			
Match elapsed time: 58min			29min	29min			

Court: 3

Chair Umpire: ROMERO Cristina (MEX)

Note:
For detailed scorecard information contact venue press centre.

Legend:

A Alternate	Def Defaulted	Dsq Disqualified	INV Invitation	IP International Places
Ret Retired	Susp Suspended	W Winner	* Server	

Match Statistics

Estadísticas del Partido / Estatísticas da partida

UPDATE AFTER EACH SET
WED 18 JUL 2007

	MUÑOZ GALLEGOS Daniela	MEX	1	7	1		
W	FORS Yamile	CUB	6	5	6		
Match elapsed time: 2h22min			43min	58min	41min		

Court: 3

Chair Umpire: VIEIRA Paula (BRA)

Note:
For detailed scorecard information contact venue press centre.

Legend:

A Alternate	Def Defaulted	Dsq Disqualified	INV Invitation	IP International Places
Ret Retired	Susp Suspended	W Winner	* Server	

Match Statistics

Estadísticas del Partido / Estatísticas da partida

UPDATE AFTER EACH SET
WED 18 JUL 2007

	KOCH Andrea	CHI	2	0			
W	de los RIOS Rosanna (4)	PAR	6	6			
Match elapsed time: 56min			34min	22min			

Court: 4

Chair Umpire: PARADA Luiz (BRA)

Note:
For detailed scorecard information contact venue press centre.

Legend:

A Alternate	Def Defaulted	Dsq Disqualified	INV Invitation	IP International Places
Ret Retired	Susp Suspended	W Winner	* Server	



Match Statistics

Estadísticas del Partido / Estatísticas da partida

UPDATE AFTER EACH SET
WED 18 JUL 2007

W	BRANDI Kristina (5)	PUR	6	6			
	WEEDON ANDALUZ Andrea	GUA	2	0			
Match elapsed time: 58min			39min	19min			

Court: 3

Chair Umpire: CAMPOS Marcus (BRA)

Note:
For detailed scorecard information contact venue press centre.

Legend:
A Alternate **Def** Defaulted **Dsq** Disqualified **INV** Invitation **IP** International Places
Ret Retired **Susp** Suspended **W** Winner * Server

Match Statistics

Estadísticas del Partido / Estatísticas da partida

UPDATE AFTER EACH SET
WED 18 JUL 2007

	MIRANDA Melisa	CHI	2	6	4		
W	MUCI Mariana	VEN	6	4	6		
Match elapsed time: 2h30min			40min	50min	60min		

Court: 2

Chair Umpire: ALMEIDA Roberto (BRA)

Note:
For detailed scorecard information contact venue press centre.

Legend:

A Alternate	Def Defaulted	Dsq Disqualified	INV Invitation	IP International Places
Ret Retired	Susp Suspended	W Winner	* Server	

Match Statistics

Estadísticas del Partido / Estatísticas da partida

UPDATE AFTER EACH SET
WED 18 JUL 2007

W	DUQUE Mariana	COL	6	6			
	CLARKE Erika	MEX	4	3			
Match elapsed time: 1h25min			41min	44min			

Court: 1

Chair Umpire: MAIA Rafael (BRA)

Note:
For detailed scorecard information contact venue press centre.

Legend:
A Alternate **Def** Defaulted **Dsq** Disqualified **INV** Invitation **IP** International Places
Ret Retired **Susp** Suspended **W** Winner * Server

Match Statistics

Estadísticas del Partido / Estatísticas da partida

UPDATE AFTER EACH SET
WED 18 JUL 2007

	PEREIRA Teliana	BRA	3	6	0		
W	WOZNIAK Aleksandra (2)	CAN	6	0	6		
Match elapsed time: 1h29min			36min	28min	25min		

Court: Centre

Chair Umpire: ROMERO Cristina (MEX)

	PEREIRA T				WOZNIAK A (2)				
	1Set	2Set	3Set	Total	1Set	2Set	3Set	Total	
1st Serve %	50	52	68	56	55	57	44	54	
Aces	0	0	0	0	1	0	0	1	
Service Winners	2	6	0	8	3	2	3	8	
Double Faults	1	1	1	3	5	1	3	9	
1st Serve Points Won	5	8	5	18	13	6	6	25	
1st Serve Points Played	12	11	13	36	23	14	8	45	
1st Serve Winning %	42	73	38	50	56	43	75	56	
1st Service Max Speed	kmh	150	156	161	161	168	157	158	168
	mph	93	97	100	100	104	98	98	104
2nd Serve Points Won		6	6	1	13	9	3	6	18
2nd Serve Points Played		12	10	6	28	19	10	10	39
2nd Serve Winning %		50	60	17	46	47	30	60	46
2nd Service Max Speed	kmh	142	130	128	142	138	140	135	140
	mph	88	81	80	88	86	87	84	87
Break Points Converted		2	3	0	5	3	0	3	6
Break Points Opportunities		8	5	0	13	4	3	6	13
Break Point Conversion %		25	60	0	38	75	0	50	46
Electronic Review/Challenge		0/0	0/0	0/0	0/0	0/0	0/0	0/0	0/0
Net Points Won		1	2	1	4	2	1	4	7
Net Point Played		3	4	2	9	2	1	4	7
Net Point Winning %		33	50	50	44	100	100	100	100
Total Points Won		31	29	12	72	35	16	25	76
Winners		6	4	2	12	3	2	7	12
Unforced Errors		27	11	14	52	18	18	7	43
Forehand Winners		1	2	1	4	2	1	6	9
Backhand Winners		5	2	1	8	1	1	1	3
Volley Winners		1	1	1	3	0	1	3	4

	1 Set									2 Set						3 Set					
PEREIRA T	0	*1	1	*1	2	*2	3	*3	3	*1	2	*3	4	*5	6	*0	0	*0	0	*0	0
WOZNIAK A (2)	*1	1	*2	3	*3	4	*4	5	*6	0	*0	0	*0	0	*0	1	*2	3	*4	5	*6

Note:

For detailed scorecard information contact venue press centre.

Legend:

A Alternate **Def** Defaulted **Dsq** Disqualified **INV** Invitation **IP** International Places
Ret Retired **Susp** Suspended **W** Winner * Server

Entry List by Event

Lista de Inscrições por Evento / Lista de Inscrições por Evento

As of 17 JUL 2007

Doubles Entry Ranking 16 JUL 2007	Name	NOC Code	Qualified Type	Seed
146 200	CRAVERO Jorgelina JOZAMI Betina	ARG		1
393 126	MUCI Mariana SEQUERA Milagros	VEN		2
172 380	CORTES Joana PEREIRA Teliana	BRA		3
173 436	PELLETIER Marie-Eve WOZNIAK Aleksandra	CAN		4
414 560	KOCH Andrea OTAROLA Melisa	CHI		
480 521	CASTIBLANCO Karen DUQUE Mariana	COL		
722 722	FORS Yamile NUÑEZ Yanet	CUB		
* *	MORALES Melissa WEEDON ANDALUZ Andrea	GUA		
* *	CLARKE Erika TORRES SANDOVAL Melissa	MEX		
* *	CEPEDE Veronica de los RIOS Rosanna	PAR		
751 864	BRANDI Kristina CASTELLVI Vilmarie	PUR		
* *	ARECHAULETA Maria Jose CRACIUN Estefania	URU		
* *	COHEN Audra FALCON Megan	USA		

Note:
All changes are available in INFO

Legend:
A Alternate INV Invitation IP International Places * Without ranking

Draw

Sorteo / Sorteio

Rank	1st Round	Seed	Quarterfinal	Semifinal	Final
146	CRAVERO Jorgelina	(1)	ARG	CRAVERO J JOZAMI B (1)	CRAVERO J JOZAMI B (1)
200	JOZAMI Betina				
	Bye			CRAVERO J JOZAMI B (1)	
	CEPEDE Veronica de los RIOS Rosanna	PAR	CEPEDE V de los RIOS R	7-5 6-3	
	ARECHAVALETA Maria Jose CRACIUN Estefania	URU	6-3 6-2		CRAVERO J JOZAMI B (1)
173	PELLETIER Marie-Eve	(4)	CAN	PELLETIER ME WOZNIAK A (4)	6-3 6-3
436	WOZNIAK Aleksandra				
751	BRANDI Kristina	PUR	6-4 6-3	COHEN A FALCON M	6-1 6-4
864	CASTELLVI Vilmarie				
	CLARKE Erika TORRES SANDOVAL Melissa	MEX	COHEN A FALCON M		
	COHEN Audra FALCON Megan	USA	6-4 6-4		Winner CRAVERO J JOZAMI B (1)
	MORALES Melissa WEEDON ANDALUZ Andrea	GUA	FORS Y NUÑEZ Y		6-2 6-4
722	FORS Yamile	CUB	6-1 6-2	CORTEZ J PEREIRA T (3)	CASTIBLANCO K DUQUE M
722	NUÑEZ Yanet				
	Bye		CORTEZ J PEREIRA T (3)	5-7 7-5 6-4	
172	CORTEZ Joana	(3)	BRA	CASTIBLANCO K DUQUE M	2-6 6-3 6-2
380	PEREIRA Teliana				
414	KOCH Andrea	CHI	CASTIBLANCO K DUQUE M	CASTIBLANCO K DUQUE M	7-5 2-6 6-2
560	MIRANDA Melisa				
480	CASTIBLANCO Karen	COL	6-0 3-6 6-3		
521	DUQUE Mariana				
	Bye		MUCI M SEQUERA M (2)		
393	MUCI Mariana	(2)	VEN		
126	SEQUERA Milagros				

Bronze Medal

COHEN A FALCON M
CORTEZ J PEREIRA T (3)

CORTEZ J
PEREIRA T (3)
7-5 6-0

Note:
Ranking as of 16 JUL 2007

Legend:

A Alternate **Def** Defaulted **Dsq** Disqualified **INV** Invitation **IP** International Places **Ret** Retired **Wo** Walkover

Match Statistics

Estadísticas del Partido / Estatísticas da partida

SUN 22 JUL 2007

W	CRAVERO Jorgelina JOZAMI Betina (1) ARG	6	6			
	CASTIBLANCO Karen DUQUE Mariana COL	2	4			
Match elapsed time: 1h13min		27min	46min			

Court: Centre

Chair Umpire: ROMERO Cristina (MEX)

	CRAVERO/JOZAMI (1)				C.			
	1Set	2Set	3Set	Total	1Set	2Set	3Set	Total
1st Serve %	67	54		60	63	74		70
Aces	1	0		1	0	0		0
Service Winners	3	1		4	0	3		3
Double Faults	0	1		1	0	2		2
1st Serve Points Won	12	8		20	8	18		26
1st Serve Points Played	16	14		30	15	32		47
1st Serve Winning %	75	56		67	53	56		55
2nd Serve Points Won	5	7		12	6	4		10
2nd Serve Points Played	8	12		20	9	11		20
2nd Serve Winning %	63	57		60	67	36		50
Break Points Converted	2	3		5	0	2		2
Break Points Opportunities	2	6		8	0	3		3
Break Point Conversion %	100	50		63	0	67		67
Electronic Review/Challenge	0/0	0/0		0/0	0/0	0/0		0/0
Total Points Won	27	36		63	21	33		54

	1 Set							2 Set										
	1	*2	3	*4	4	*5	5	*6	1	*1	1	*1	2	*3	4	*5	5	*6
CRAVERO/JOZAMI (1)																		
C.	*0	0	*0	0	*1	1	*2	2	*0	1	*2	3	*3	3	*3	3	*4	4

Note:

For detailed scorecard information contact venue press centre.

Legend:

A Alternate **Def** Defaulted **Dsq** Disqualified **INV** Invitation **IP** International Places
Ret Retired **Susp** Suspended **W** Winner * Server

Match Statistics

Estadísticas del Partido / Estatísticas da partida

SUN 22 JUL 2007

	COHEN Audra FALCON Megan	USA	5	0			
W	CORTEZ Joana PEREIRA Teliana	(3) BRA	7	6			
Match elapsed time: 1h19min			47min	32min			

Court: Centre

Chair Umpire: DÍAZ GARCÍA Carlos (COL)

	COHEN/FALCON				CORTEZ/PEREIRA (3)			
	1Set	2Set	3Set	Total	1Set	2Set	3Set	Total
1st Serve %	63	67		65	73	77		75
Aces	0	0		0	0	1		1
Service Winners	6	1		7	9	3		12
Double Faults	3	4		7	2	0		2
1st Serve Points Won	19	5		24	17	13		30
1st Serve Points Played	26	14		40	24	20		44
1st Serve Winning %	73	36		60	71	65		68
2nd Serve Points Won	5	2		7	5	3		8
2nd Serve Points Played	15	7		22	9	6		15
2nd Serve Winning %	33	28		32	56	50		53
Break Points Converted	1	0		1	2	3		5
Break Points Opportunities	3	3		6	5	4		9
Break Point Conversion %	33	0		17	40	75		56
Electronic Review/Challenge	0/0	0/0		0/0	0/0	0/0		0/0
Total Points Won	35	17		52	39	30		69

	1 Set										2 Set							
COHEN/FALCON	*1	1	*2	3	*4	4	*5	5	*5	5	*5	5	*0	0	*0	0	*0	0
CORTEZ/PEREIRA (3)	0	*1	1	*1	1	*2	2	*3	4	*5	6	*7	1	*2	3	*4	5	*6

Note:

For detailed scorecard information contact venue press centre.

Legend:

A Alternate **Def** Defaulted **Dsq** Disqualified **INV** Invitation **IP** International Places
Ret Retired **Susp** Suspended **W** Winner * Server

Match Statistics

Estadísticas del Partido / Estatísticas da partida

SAT 21 JUL 2007

W	CRAVERO Jorgelina JOZAMI Betina	(1) ARG	6	6			
	COHEN Audra FALCON Megan	USA	3	3			
Match elapsed time: 1h20min			40min	40min			

Court: Centre

Chair Umpire: DÍAZ GARCÍA Carlos (COL)

	CRAVERO/JOZAMI (1)				COHEN/FALCON			
	1Set	2Set	3Set	Total	1Set	2Set	3Set	Total
1st Serve %	64	56		60	84	78		81
Aces	1	2		3	0	1		1
Service Winners	0	3		3	1	1		2
Double Faults	1	2		3	0	2		2
1st Serve Points Won	12	13		25	15	18		33
1st Serve Points Played	16	16		32	32	29		61
1st Serve Winning %	75	81		78	47	62		54
2nd Serve Points Won	6	8		14	3	4		7
2nd Serve Points Played	9	12		21	6	8		14
2nd Serve Winning %	67	67		67	50	50		50
Break Points Converted	2	1		3	0	0		0
Break Points Opportunities	7	5		12	1	2		3
Break Point Conversion %	28	20		25	0	0		0
Electronic Review/Challenge	0/0	0/0		0/0	0/0	0/0		0/0
Total Points Won	38	36		74	25	29		54

	1 Set						2 Set					
	1	*2	2	*3	3	*4	4	*5	5	*6	6	
CRAVERO/JOZAMI (1)	1	*2	2	*3	3	*4	4	*5	5	*6	6	
COHEN/FALCON	*0	0	*1	1	*2	2	*3	3	*3	3		

Note:

For detailed scorecard information contact venue press centre.

Legend:

A Alternate **Def** Defaulted **Dsq** Disqualified **INV** Invitation **IP** International Places
Ret Retired **Susp** Suspended **W** Winner * Server

Match Statistics

Estadísticas del Partido / Estatísticas da partida

SAT 21 JUL 2007

	CORTEZ Joana	(3)	BRA	6	3	2		
	PEREIRA Teliana							
W	CASTIBLANCO Karen		COL	2	6	6		
	DUQUE Mariana							
Match elapsed time: 1h41min				28min	39min	34min		

Court: Centre

Chair Umpire: PARADA Luiz (BRA)

	CORTEZ/PEREIRA (3)				C.			
	1Set	2Set	3Set	Total	1Set	2Set	3Set	Total
1st Serve %	68	77	57	68	62	82	89	78
Aces	0	0	0	0	0	0	0	0
Service Winners	6	0	0	6	2	0	1	3
Double Faults	1	2	1	4	1	0	1	2
1st Serve Points Won	12	13	7	32	8	12	15	35
1st Serve Points Played	15	23	14	52	16	23	25	64
1st Serve Winning %	80	56	50	62	50	52	60	55
2nd Serve Points Won	4	1	2	7	5	5	1	11
2nd Serve Points Played	7	7	10	24	10	5	3	18
2nd Serve Winning %	56	14	20	28	50	100	33	61
Break Points Converted	2	1	1	4	0	2	3	5
Break Points Opportunities	3	1	4	8	0	4	5	9
Break Point Conversion %	67	100	25	50	0	50	60	56
Electronic Review/Challenge	0/0	0/0	0/0	0/0	0/0	0/0	0/0	0/0
Total Points Won	29	25	21	75	19	33	31	83

	1 Set								2 Set								3 Set								
	1	*2	2	*3	4	*5	5	*6	0	*0	0	*0	0	*1	2	*3	3	*0	1	*1	1	*1	1	*2	2
CORTEZ/PEREIRA (3)																									
C.	*0	0	*1	1	*1	1	*2	2	*1	2	*3	4	*5	5	*5	5	*6	1	*1	2	*3	4	*5	5	*6

Note:
For detailed scorecard information contact venue press centre.

Legend:
A Alternate **Def** Defaulted **Dsq** Disqualified **INV** Invitation **IP** International Places
Ret Retired **Susp** Suspended **W** Winner ***** Server

Match Statistics

Estadísticas del Partido / Estatísticas da partida

SAT 21 JUL 2007

W	CRAVERO Jorgelina JOZAMI Betina (1) ARG	7	6			
	CEPEDE Veronica de los RIOS Rosanna PAR	5	3			
Match elapsed time: 1h19min		42min	37min			

Court: 2

Chair Umpire: CHAGAS Adão (BRA)

Note:
For detailed scorecard information contact venue press centre.

Legend:
A Alternate **Def** Defaulted **Dsq** Disqualified **INV** Invitation **IP** International Places
Ret Retired **Susp** Suspended **W** Winner * Server

Match Statistics

Estadísticas del Partido / Estatísticas da partida

SAT 21 JUL 2007

	PELLETIER Marie-Eve WOZNIAK Aleksandra (4) CAN	1	4			
W	COHEN Audra FALCON Megan USA	6	6			
Match elapsed time: 1h18min		27min	51min			

Court: 2

Chair Umpire: ALMEIDA Roberto (BRA)

Note:
For detailed scorecard information contact venue press centre.

Legend:
A Alternate **Def** Defaulted **Dsq** Disqualified **INV** Invitation **IP** International Places
Ret Retired **Susp** Suspended **W** Winner * Server

Match Statistics

Estadísticas del Partido / Estatísticas da partida

SAT 21 JUL 2007

	FORS Yamile NUÑEZ Yanet	CUB	7	5	4		
W	CORTEZ Joana PEREIRA Teliana	(3) BRA	5	7	6		
Match elapsed time: 2h32min			53min	58min	41min		

Court: Centre

Chair Umpire: ROMERO Cristina (MEX)

	FORS/NUÑEZ				CORTEZ/PEREIRA (3)			
	1Set	2Set	3Set	Total	1Set	2Set	3Set	Total
1st Serve %	72	79	79	76	76	71	63	71
Aces	0	0	0	0	0	0	0	0
Service Winners	1	2	1	4	6	3	0	9
Double Faults	0	0	0	0	1	2	2	5
1st Serve Points Won	15	19	10	44	17	20	13	50
1st Serve Points Played	26	33	22	81	29	30	19	78
1st Serve Winning %	57	57	45	54	59	67	68	64
2nd Serve Points Won	7	2	2	11	3	3	4	10
2nd Serve Points Played	10	9	6	25	9	12	11	32
2nd Serve Winning %	70	22	33	44	33	25	36	31
Break Points Converted	3	2	2	7	2	3	3	8
Break Points Opportunities	8	5	2	15	3	9	4	16
Break Point Conversion %	38	40	100	47	67	33	75	50
Electronic Review/Challenge	0/0	0/0	0/0	0/0	0/0	0/0	0/0	0/0
Total Points Won	40	40	25	105	34	44	33	111

	1 Set											
FORS/NUÑEZ	1	*1	1	*1	2	*3	3	*4	4	*5	6	*7
CORTEZ/PEREIRA (3)	*0	1	*2	3	*3	3	*4	4	*5	5	*5	5

	2 Set											
FORS/NUÑEZ	0	*1	1	*1	2	*3	3	*4	5	*5	5	*5
CORTEZ/PEREIRA (3)	*1	1	*2	3	*3	3	*4	4	*4	5	*6	7

	3 Set											
FORS/NUÑEZ	0	*1	1	*1	2	*2	3	*4	4	*4		
CORTEZ/PEREIRA (3)	*1	1	*2	3	*3	4	*4	4	*5	6		

Note:
For detailed scorecard information contact venue press centre.

Legend:
A Alternate **Def** Defaulted **Dsq** Disqualified **INV** Invitation **IP** International Places
Ret Retired **Susp** Suspended **W** Winner * Server

Match Statistics

Estadísticas del Partido / Estatísticas da partida

SAT 21 JUL 2007

W	CASTIBLANCO Karen DUQUE Mariana	COL	7	2	6		
	MUCI Mariana SEQUERA Milagros	(2) VEN	5	6	2		
Match elapsed time: 1h43min			39min	31min	33min		

Court: 1

Chair Umpire: CAMPOS Marcus (BRA)

Note:
For detailed scorecard information contact venue press centre.

Legend:
A Alternate **Def** Defaulted **Dsq** Disqualified **INV** Invitation **IP** International Places
Ret Retired **Susp** Suspended **W** Winner * Server

Match Statistics

Estadísticas del Partido / Estatísticas da partida

FRI 20 JUL 2007

W	CEPEDE Veronica de los RIOS Rosanna	PAR	6	6			
	ARECHAVALETA Maria Jose CRACIUN Estefania	URU	3	2			
Match elapsed time: 1h05min			31min	34min			

Court: 2

Chair Umpire: DÍAZ GARCÍA Carlos (COL)

Note:
For detailed scorecard information contact venue press centre.

Legend:

A Alternate	Def Defaulted	Dsq Disqualified	INV Invitation	IP International Places
Ret Retired	Susp Suspended	W Winner	* Server	

Match Statistics

Estadísticas del Partido / Estatísticas da partida

FRI 20 JUL 2007

W	PELLETIER Marie-Eve WOZNIAK Aleksandra (4) CAN	6	6			
	BRANDI Kristina CASTELLVI Vilmarie PUR	4	3			
Match elapsed time: 1h11min		36min	35min			

Court: 3

Chair Umpire: MAIA Rafael (BRA)

Note:
 For detailed scorecard information contact venue press centre.

Legend:
A Alternate **Def** Defaulted **Dsq** Disqualified **INV** Invitation **IP** International Places
Ret Retired **Susp** Suspended **W** Winner * Server

Match Statistics

Estadísticas del Partido / Estatísticas da partida

FRI 20 JUL 2007

	CLARKE Erika TORRES SANDOVAL Melissa	MEX	4	4			
W	COHEN Audra FALCON Megan	USA	6	6			
Match elapsed time: 1h16min			43min	33min			

Court: Centre

Chair Umpire: CAMPOS Marcus (BRA)

	CLARKE/TORRES SAN.				COHEN/FALCON			
	1Set	2Set	3Set	Total	1Set	2Set	3Set	Total
1st Serve %	72	61		67	73	85		78
Aces	0	1		1	1	2		3
Service Winners	3	2		5	4	2		6
Double Faults	2	2		4	4	1		5
1st Serve Points Won	12	8		20	16	17		33
1st Serve Points Played	23	14		37	27	22		49
1st Serve Winning %	52	56		54	59	77		67
2nd Serve Points Won	3	5		8	4	2		6
2nd Serve Points Played	9	9		18	10	4		14
2nd Serve Winning %	33	56		44	40	50		43
Break Points Converted	2	1		3	3	2		5
Break Points Opportunities	5	4		9	6	2		8
Break Point Conversion %	40	25		33	50	100		63
Electronic Review/Challenge	0/0	0/0		0/0	0/0	0/0		0/0
Total Points Won	32	20		52	37	29		66

	1 Set										2 Set									
	0	*0	0	*1	2	*2	3	*4	4	*4	0	*1	1	*2	2	*2	2	*3	4	*4
CLARKE/TORRES SAN.																				
COHEN/FALCON	*1	2	*3	3	*3	4	*4	4	*5	6	*1	1	*2	2	*3	4	*5	5	*5	6

Note:

For detailed scorecard information contact venue press centre.

Legend:

A Alternate **Def** Defaulted **Dsq** Disqualified **INV** Invitation **IP** International Places
Ret Retired **Susp** Suspended **W** Winner * Server

Match Statistics

Estadísticas del Partido / Estatísticas da partida

FRI 20 JUL 2007

	MORALES Melissa WEEDON ANDALUZ Andrea	GUA	1	2			
W	FORS Yamile NUÑEZ Yanet	CUB	6	6			
Match elapsed time: 50min			23min	27min			

Court: Centre

Chair Umpire: VEIGA Roberto (BRA)

	MORALES/WEEDON AN.				FORS/NUÑEZ			
	1Set	2Set	3Set	Total	1Set	2Set	3Set	Total
1st Serve %	65	74		69	68	48		56
Aces	0	0		0	0	0		0
Service Winners	0	0		0	1	2		3
Double Faults	2	2		4	1	2		3
1st Serve Points Won	8	8		16	13	8		21
1st Serve Points Played	17	14		31	15	13		28
1st Serve Winning %	47	56		52	87	62		75
2nd Serve Points Won	3	1		4	4	10		14
2nd Serve Points Played	9	5		14	7	14		21
2nd Serve Winning %	33	20		28	56	71		67
Break Points Converted	0	0		0	2	2		4
Break Points Opportunities	0	1		1	6	2		8
Break Point Conversion %	0	0		0	33	100		50
Electronic Review/Challenge	0/0	0/0		0/0	0/0	0/0		0/0
Total Points Won	16	18		34	32	28		60

	1 Set							2 Set							
	0	*1	1	*1	1	*1	1	*1	1	*2	2	*2	2	*2	2
MORALES/WEEDON AN.															
FORS/NUÑEZ	*1	1	*2	3	*4	5	*6	0	*1	1	*2	3	*4	5	*6

Note:

For detailed scorecard information contact venue press centre.

Legend:

A Alternate **Def** Defaulted **Dsq** Disqualified **INV** Invitation **IP** International Places
Ret Retired **Susp** Suspended **W** Winner * Server

Match Statistics

Estadísticas del Partido / Estatísticas da partida

FRI 20 JUL 2007

	KOCH Andrea MIRANDA Melisa	CHI	0	6	3		
W	CASTIBLANCO Karen DUQUE Mariana	COL	6	3	6		
Match elapsed time: 1h54min			24min	50min	40min		

Court: 2

Chair Umpire: PARADA Luiz (BRA)

Note:
For detailed scorecard information contact venue press centre.

Legend:

A Alternate	Def Defaulted	Dsq Disqualified	INV Invitation	IP International Places
Ret Retired	Susp Suspended	W Winner	* Server	



Official Communication
Comunicación Oficial / Comunicação Oficial

Em funcao das chuvas deste sábado (28), a Gerência de Competicao do Tênis Masculino dos XV Jogos Pan-Americanos Rio 2007 vem por meio deste comunicar:

Programacao:

Os jogos válidos pelas disputas das medalhas de Bronze de Simples e de Duplas acontecerão na Academia de Tênis no Recreio, em quadras de saibro cobertas. Os jogos terão início não antes das 17 horas e acontecerão simultaneamente.

As disputas da medalha de ouro de Simples e Duplas aguardarão até as 20 horas de sábado, dia 28, para entrar em quadra no Clube Marapendi. Caso a chuva continue, as disputas de Medalha de Ouro serão transferidas para domingo às 10 horas.

Transporte:

- O transporte oficial neste sábado para as disputas de medalha de bronze acontecerá nos mesmos horários previamente divulgados, alterando o trecho que será: Vila Olímpica -> Academis de Tênis -> Vila Olímpica.

Após as disputas de bronze, o transporte voltará a operar normalmente para o Clube Marapendi e Vila Olímpica.

Issued by: Paulo Ricardo Moriguti
Time: 15:00
Date: 28 07 2007

This decision affects:

RESULTS
SCHEDULE
OTHER

X



Official Communication
Comunicación Oficial / Comunicação Oficial

Em funcao das chuvas deste sábado (28), a Gerência de Competicao do Tênis Masculino dos XV Jogos Pan-Americanos Rio 2007 vem por meio deste comunicar:

Programacao:

Os jogos válidos pelas disputas das medalhas de Bronze de Simples e de Duplas acontecerão na Academia de Tênis no Recreio, em quadras de saibro cobertas. Os jogos terão início não antes das 17 horas e acontecerão simultaneamente.

As disputas da medalha de ouro de Simples e Duplas aguardarão até as 20 horas de sábado, dia 28, para entrar em quadra no Clube Marapendi. Caso a chuva continue, as disputas de Medalha de Ouro serão transferidas para domingo às 10 horas.

Transporte:

- O transporte oficial neste sábado para as disputas de medalha de bronze acontecerá nos mesmos horários previamente divulgados, alterando o trecho que será: Vila Olímpica -> Academis de Tênis -> Vila Olímpica.

Após as disputas de bronze, o transporte voltará a operar normalmente para o Clube Marapendi e Vila Olímpica.

Issued by: Paulo Ricardo Moriguti
Time: 15:00
Date: 28 07 2007

This decision affects:

RESULTS
SCHEDULE
OTHER

X

Taekwondo
Taekwondo
Taekwondo



**Riocentro - Pavilion 4A**Riocentro Pabellón 4A
Riocentro Pavilhão 4A14 JUL 2007
10:00**TAEKWONDO**

TAEKWONDO / TAEKWONDO

MEN'S -58KG

MEN'S -58KG / MEN'S -58KG

Entry List by Weight Category

Lista de Inscripciones por Categoría de Peso / Lista de Inscrições por Categoria de Peso

As of 14 JUL 2007

NOC	Bib Number	Name	Date of Birth	Height m/ft in
ARG - Argentina	49	CRISMANICH Mauro	20 FEB 1984	1.74/5'9"
BIZ - Belize	50	MARTINEZ Alfonso	13 NOV 1982	1.73/5'8"
BRA - Brazil	51	FERREIRA Marcio	17 JAN 1981	
CAN - Canada	52	ADDISON Jocelyn	19 MAR 1981	
CUB - Cuba	53	DIAZ Frank	16 SEP 1983	
DOM - Dominican Republic	54	MERCEDES Gabriel		
GUA - Guatemala	55	ROSAL Jose	27 AUG 1987	
MEX - Mexico	56	SALAZAR Oscar	3 NOV 1977	
PAN - Panama	57	BERNAL Mickael	23 OCT 1988	
PUR - Puerto Rico	58	FIGUEROA Gregory	8 JAN 1989	
URU - Uruguay	59	VOTTA Mayko	12 DEC 1977	
USA - United States of America	60	THACKREY Tim	1 OCT 1979	
VEN - Venezuela	61	LEAL Mario	16 NOV 1984	1.90/6'3"

Note:

All changes are available in INFO



Riocentro - Pavilion 4A

Riocentro Pabellón 4A
Riocentro Pavilhão 4A

15 JUL 2007
10:30

TAEKWONDO

TAEKWONDO / TAEKWONDO

MEN'S -68KG

MEN'S -68KG / MEN'S -68KG

Entry List by Weight Category

Lista de Inscripciones por Categoría de Peso / Lista de Inscrições por Categoria de Peso

As of 14 JUL 2007

NOC	Bib Number	Name	Date of Birth	Height m/ft in
BAR - Barbados	62	LORDE Bernard	17 OCT 1986	1.80/5'11"
BRA - Brazil	63	SILVA Diogo	3 JUL 1982	1.78/5'10"
CAN - Canada	64	GHAFOUR Ali	5 OCT 1979	
CUB - Cuba	65	VIERA Gessler	26 JAN 1985	
DOM - Dominican Republic	66	GARCIA Yacomo	21 OCT 1983	
ESA - El Salvador	67	SANDOVAL Josue	18 AUG 1987	1.70/5'7"
GUA - Guatemala	68	SAGASTUME Gabriel	5 JAN 1982	
MEX - Mexico	69	ISLAS Idulio	16 JAN 1987	
PER - Peru	70	LOPEZ Peter	23 SEP 1981	
PUR - Puerto Rico	71	MELLENDEZ Kristian	9 JAN 1982	
SUR - Suriname	72	FERNALD Gino	12 AUG 1986	1.83/6'0"
USA - United States of America	73	ARMENDARIZ Jesus	29 JAN 1985	
VEN - Venezuela	74	MIRANDA Danny	16 DEC 1983	1.70/5'7"

Note:

All changes are available in INFO



Riocentro - Pavilion 4A

Riocentro Pabellón 4A
Riocentro Pavilhão 4A

16 JUL 2007
10:15

TAEKWONDO

TAEKWONDO / TAEKWONDO

MEN'S -80KG

MEN'S -80KG / MEN'S -80KG

Entry List by Weight Category

Lista de Inscripciones por Categoría de Peso / Lista de Inscrições por Categoria de Peso

As of 15 JUL 2007

NOC	Bib Number	Name	Date of Birth	Height m/ft in
BRA - Brazil	75	ISIDORO Carlos	16 OCT 1981	1.83/6'0"
CAN - Canada	76	MICHAUD Sebastien	7 MAY 1987	
COL - Colombia	77	ASPRILLA Duwal	4 DEC 1983	
CUB - Cuba	78	MATOS Angel	24 DEC 1976	
DOM - Dominican Republic	79	ALCANTARA Richard	1 JAN 2000	
ECU - Ecuador	80	ERAZO Manuel	2 AUG 1986	1.80/5'11"
GUY - Guyana	81	RAJJAB David	8 FEB 1984	1.75/5'9"
HON - Honduras	82	FERRERA Miguel	25 MAY 1981	
ISV - US Virgin Islands	83	TUITT Jason	13 MAR 1977	1.80/5'11"
JAM - Jamaica	84	EDWARDS Kenneth	30 DEC 1985	1.72/5'8"
MEX - Mexico	85	RAMIREZ Jose Luis	31 JUL 1981	
PUR - Puerto Rico	86	SANCHEZ Juan	23 AUG 1985	
TRI - Trinidad & Tobago	87	OSUJI Chinedum	15 DEC 1976	1.83/6'0"
USA - United States of America	88	MOONTASRI James	10 APR 1988	
VEN - Venezuela	89	VASQUEZ Carlos	19 DEC 1982	1.75/5'9"

Note:

All changes are available in INFO



Riocentro - Pavilion 4A

Riocentro Pabellón 4A
Riocentro Pavilhão 4A

17 JUL 2007
10:15

TAEKWONDO

TAEKWONDO / TAEKWONDO

MEN'S +80KG

MEN'S +80KG / MEN'S +80KG

Entry List by Weight Category

Lista de Inscripciones por Categoría de Peso / Lista de Inscrições por Categoria de Peso

As of 15 JUL 2007

NOC	Bib Number	Name	Date of Birth	Height m/ft in
ARG - Argentina	90	LEANDRO Martin	27 MAR 1985	1.93/6'4"
BRA - Brazil	91	SANTOS Leonardo	14 MAY 1983	1.95/6'5"
CAN - Canada	92	AHN Eric	27 MAY 1978	
CRC - Costa Rica	93	MOITLAND Kristopher	2 SEP 1983	1.85/6'1"
CUB - Cuba	94	ORTIZ Gerardo	8 SEP 1976	
GUY - Guyana	95	SPELLEN Adrian	14 FEB 1984	1.82/6'0"
HAI - Haiti	96	SANON Tudor	1 JAN 2000	
MEX - Mexico	97	PEREZ Salvador	25 JAN 1986	
PUR - Puerto Rico	98	ROMAN Angel	11 JUL 1984	
USA - United States of America	99	GRAF Anthony	15 SEP 1979	
VEN - Venezuela	100	NOGUERA Luis	12 OCT 1973	1.83/6'0"

Note:

All changes are available in INFO

Results

Resultados / Resultados

Bib No	Name	NOC Code	Quarterfinal	Semifinal	Final	Gold Medallist
51	FERREIRA Marcio	BRA				
58	FIGUEROA Gregory	PUR		FERREIRA M PTF 2:0		
50	MARTINEZ Alfonso	BIZ	FIGUEROA G PTF 1:0			
55	ROSAL Jose	GUA		Pool A	FERREIRA M PTF 5:1	
57	BERNAL Mickael	PAN	ROSAL J PTF 2:1			
59	VOTTA Mayko	URU		ROSAL J PTF 4:3		
61	LEAL Mario	VEN	LEAL M PTF 4:0			
60	THACKREY Tim	USA				MERCEDES Gabriel SUP 1:1
53	DIAZ Frank	CUB		DIAZ F PTF 2:1		
49	CRISMANICH Mauro	ARG	DIAZ F PTF 2:0			
52	ADDISON Jocelyn	CAN		Pool B	MERCEDES G SUP 2:2	
54	MERCEDES Gabriel	DOM	MERCEDES G PTF 3:0			
56	SALAZAR Oscar	MEX		MERCEDES G PTF 1:1		

Legend:

DSQ	Won by Disqualification	KO	Won by Knockout	PTC	Won by Points Ceiling
PTF	Won by Final Score	PTG	Won by Points Gap	PUN	Won by Punitive Declaration
RSC	Won by Referee Stop Contest	SUP	Won by Superiority	WDR	Won by Withdrawn

Legend:

A	Accepted points	C	Caution	pts	Points
R	Registered points	T	Points	W	Warning

Results

Resultados / Resultados

Bib No	Name	NOC Code	Quarterfinal	Semifinal	Final	Gold Medallist
69	ISLAS Idulio	MEX				
67	SANDOVAL Josue	ESA		LOPEZ P PTF 6:5		
70	LOPEZ Peter	PER	LOPEZ P PTF 3:1			
74	MIRANDA Danny	VEN			LOPEZ P PTF 5:3	
64	GHAFOUR Ali	CAN	MIRANDA D PTF 8:1			
71	MELLENDEZ Kristian	PUR		MIRANDA D PTF 5:0		
72	FERNALD Gino	SUR	MELLENDEZ K PTF 2:2			
63	SILVA Diogo	BRA				SILVA Diogo PTF 3:-1
68	SAGASTUME Gabriel	GUA		SILVA D PTF 3:0		
73	ARMENDARIZ Jesus	USA	SAGASTUME G PTF 7:0			
62	LORDE Bernard	BAR			SILVA D PTF 3:0	
65	VIERA Gessler	CUB	VIERA G PTF 6:4			
66	GARCIA Yacomo	DOM		GARCIA Y PTF 4:2		

Legend:

DSQ	Won by Disqualification	KO	Won by Knockout	PTC	Won by Points Ceiling
PTF	Won by Final Score	PTG	Won by Points Gap	PUN	Won by Punitive Declaration
RSC	Won by Referee Stop Contest	SUP	Won by Superiority	WDR	Won by Withdrawn

Legend:

A	Accepted points	C	Caution	pts	Points
R	Registered points	T	Points	W	Warning

Results

Resultados / Resultados

Bib No	Name	NOC Code	Quarterfinal	Semifinal	Final	Gold Medallist
86	SANCHEZ Juan	PUR				
76	MICHAUD Sebastien	CAN		RAMIREZ JL PTF 3:1		
85	RAMIREZ Jose Luis	MEX	RAMIREZ JL PTF 2:1			
81	RAJJAB David	GUY			MATOS A PTF 3:1	
77	ASPRILLA Duwal	COL	RAJJAB D PTF 4:1			
75	ISIDORO Carlos	BRA		MATOS A PTF 4:1		
78	MATOS Angel	CUB	MATOS A PTF 6:1			
87	OSUJI Chinedum	TRI				MATOS Angel PTF 7:0
82	FERRERA Miguel	HON	OSUJI C PTF 4:1			
79	ALCANTARA Richard	DOM		OSUJI C PTF 5:3		
80	ERAZO Manuel	ECU	ALCANTARA R PTF 8:1			
83	TUITT Jason	ISV			MOONTASRI J PTF 3:-1	
88	MOONTASRI James	USA	MOONTASRI J PTF 7:0			
89	VASQUEZ Carlos	VEN		MOONTASRI J PTF 2:0		
84	EDWARDS Kenneth	JAM	VASQUEZ C PTF 5:0			

Legend:

DSQ	Won by Disqualification	KO	Won by Knockout	PTC	Won by Points Ceiling
PTF	Won by Final Score	PTG	Won by Points Gap	PUN	Won by Punitive Declaration
RSC	Won by Referee Stop Contest	SUP	Won by Superiority	WDR	Won by Withdrawn

Legend:

A	Accepted points	C	Caution	pts	Points
R	Registered points	T	Points	W	Warning

Results

Resultados / Resultados

Bib No	Name	NOC Code	Quarterfinal	Semifinal	Final	Gold Medallist
96	SANON Tudor	HAI				
90	SIO Martin	ARG		SIO M PTF 2:1		
92	AHN Eric	CAN	SIO M PTF 3:2			
				Pool A		
95	SPELLEN Adrian	GUY			ORTIZ G PTF 1:0	
94	ORTIZ Gerardo	CUB		ORTIZ G PTF 1:0		
						ORTIZ Gerardo PTF 1:1
98	ROMAN Angel	PUR				
100	NOGUERA Luis	VEN		SANTOS L PTF 3:1		
91	SANTOS Leonardo	BRA	SANTOS L PTF 3:1			
				Pool B		
99	GRAF Anthony	USA			GRAF A PTF 3:1	
97	PEREZ Salvador	MEX	GRAF A PTF 3:0			
93	MOITLAND Kristopher	CRC		GRAF A PTF 6:4		

Legend:

DSQ	Won by Disqualification	KO	Won by Knockout	PTC	Won by Points Ceiling
PTF	Won by Final Score	PTG	Won by Points Gap	PUN	Won by Punitive Declaration
RSC	Won by Referee Stop Contest	SUP	Won by Superiority	WDR	Won by Withdrawn

Legend:

A	Accepted points	C	Caution	pts	Points
R	Registered points	T	Points	W	Warning

Contest Results

Resultado del combate / Resultado do Assalto

MERCEDES Gabriel (DOM) defeated **FERREIRA Marcio (BRA)** **SUP 1:1**

Colour	Name	NOC Code	Bib No	Total	Rounds				Total Deuk-jeom (points)	Total Deductions
					1	2	3	4		
Chung (Blue)	FERREIRA Marcio	BRA	51	1			1		1	
Hong (Red)	MERCEDES Gabriel	DOM	54	1	2	2			4	3

Referee: CHAN KIM Myung (USA)
Judges: ESPOSITO Luisa (PAN)
PENA Sandra (COL)
BANEGAS Marco (HON)
TUJEEHUT Paul (AHO)

Description	FERREIRA Marcio				MERCEDES Gabriel			
	Round 1	Round 2	Round 3	Round 4	Round 1	Round 2	Round 3	Round 4
Kyon-go (warning penalty)		1				2	2	
Gam-jeom (deduction penalty)						1	2	
Offensive kick - 1 point			1			1		
Offensive kick - 2 point					1			
Offensive kick - 3 point								
Defensive kick - 1 point						1		
Defensive kick - 2 point								
Defensive kick - 3 point								
Offensive punch								
Defensive punch								
Knock down								

Contest Progress

Round 1	FERREIRA Marcio								
	MERCEDES Gabriel					2			
Round 2	FERREIRA Marcio								K
	MERCEDES Gabriel		1		K	1 K			
Round 3	FERREIRA Marcio		1						
	MERCEDES Gabriel			K				K	G
Round 4	FERREIRA Marcio								
	MERCEDES Gabriel								

Legend:					
DSQ	Won by Disqualification	G	Gam-jeom (deduction penalty)	K	Kyong-go (warning penalty)
KO	Won by Knockout	PTC	Won by Points Ceiling	PTF	Won by Final Score
PTG	Won by Points Gap	PUN	Won by Punitive Declaration	RSC	Won by Referee Stop Contest
SUP	Won by Superiority	WDR	Won by Withdrawn		

Contest Results

Resultado del combate / Resultado do Assalto

FERREIRA Marcio (BRA) defeated **ROSAL Jose (GUA)** **PTF 5:1**

Colour	Name	NOC Code	Bib No	Total	Rounds				Total Deuk-jeom (points)	Total Deductions
					1	2	3	4		
Chung (Blue)	FERREIRA Marcio	BRA	51	5	1	2	2		5	
Hong (Red)	ROSAL Jose	GUA	55	1		1			1	

Referee: ARROYO Louis (PUR)
Judges: TUJEEHUT Paul (AHO)
AKILIAN Fernando (ARG)
PENA Sandra (COL)
BRIZUELA Nelson (CRC)

Description	FERREIRA Marcio				ROSAL Jose			
	Round 1	Round 2	Round 3	Round 4	Round 1	Round 2	Round 3	Round 4
Kyon-go (warning penalty)								
Gam-jeom (deduction penalty)								
Offensive kick - 1 point		2						
Offensive kick - 2 point								
Offensive kick - 3 point								
Defensive kick - 1 point	1		2			1		
Defensive kick - 2 point								
Defensive kick - 3 point								
Offensive punch								
Defensive punch								
Knock down								

Contest Progress

Round 1	FERREIRA Marcio								1
	ROSAL Jose								
Round 2	FERREIRA Marcio								1
	ROSAL Jose								1
Round 3	FERREIRA Marcio				1			1	
	ROSAL Jose								

Legend:					
DSQ	Won by Disqualification	G	Gam-jeom (deduction penalty)	K	Kyong-go (warning penalty)
KO	Won by Knockout	PTC	Won by Points Ceiling	PTF	Won by Final Score
PTG	Won by Points Gap	PUN	Won by Punitive Declaration	RSC	Won by Referee Stop Contest
SUP	Won by Superiority	WDR	Won by Withdrawn		

Contest Results

Resultado del combate / Resultado do Assalto

MERCEDES Gabriel (DOM) defeated DIAZ Frank (CUB) SUP 2:2

Colour	Name	NOC Code	Bib No	Total	Rounds				Total Deuk-jeom (points)	Total Deductions
					1	2	3	4		
Chung (Blue)	DIAZ Frank	CUB	53	2		2	1		3	1
Hong (Red)	MERCEDES Gabriel	DOM	54	2		1	1		2	

Referee: CORNELIO Chaco (ARU)
Judges: HONG HUANG Wen (ECU)
CORDOVA Oscar (CHI)
AZPEITIA Susana (MEX)
KWAN Linda (CAN)

Description	DIAZ Frank				MERCEDES Gabriel			
	Round 1	Round 2	Round 3	Round 4	Round 1	Round 2	Round 3	Round 4
Kyon-go (warning penalty)		1	1				1	
Gam-jeom (deduction penalty)			1					
Offensive kick - 1 point						1		
Offensive kick - 2 point								
Offensive kick - 3 point								
Defensive kick - 1 point		2	1				1	
Defensive kick - 2 point								
Defensive kick - 3 point								
Offensive punch								
Defensive punch								
Knock down								

Contest Progress

Round 1	DIAZ Frank							
	MERCEDES Gabriel							
Round 2	DIAZ Frank				1	K		1
	MERCEDES Gabriel					1		
Round 3	DIAZ Frank					1	K	
	MERCEDES Gabriel					1	K	
Round 4	DIAZ Frank							
	MERCEDES Gabriel							

Legend:					
DSQ	Won by Disqualification	G	Gam-jeom (deduction penalty)	K	Kyong-go (warning penalty)
KO	Won by Knockout	PTC	Won by Points Ceiling	PTF	Won by Final Score
PTG	Won by Points Gap	PUN	Won by Punitive Declaration	RSC	Won by Referee Stop Contest
SUP	Won by Superiority	WDR	Won by Withdrawn		

Contest Results

Resultado del combate / Resultado do Assalto

FERREIRA Marcio (BRA) defeated **FIGUEROA Gregory (PUR)** **PTF 2:0**

Colour	Name	NOC Code	Bib No	Total	Rounds				Total Deuk-jeom (points)	Total Deductions
					1	2	3	4		
Chung (Blue)	FERREIRA Marcio	BRA	51	2	2				2	
Hong (Red)	FIGUEROA Gregory	PUR	58							

Referee: TUJEEHUT Paul (AHO)
Judges: CHAN KIM Myung (USA)
BANEGAS Marco (HON)
KWAN Linda (CAN)
BLANCO Martin (VEN)

Description	FERREIRA Marcio				FIGUEROA Gregory			
	Round 1	Round 2	Round 3	Round 4	Round 1	Round 2	Round 3	Round 4
Kyon-go (warning penalty)			1					
Gam-jeom (deduction penalty)								
Offensive kick - 1 point								
Offensive kick - 2 point	1							
Offensive kick - 3 point								
Defensive kick - 1 point								
Defensive kick - 2 point								
Defensive kick - 3 point								
Offensive punch								
Defensive punch								
Knock down								

Contest Progress

Round 1	FERREIRA Marcio		2
	FIGUEROA Gregory		
Round 2	FERREIRA Marcio		
	FIGUEROA Gregory		
Round 3	FERREIRA Marcio		K
	FIGUEROA Gregory		

Legend:					
DSQ	Won by Disqualification	G	Gam-jeom (deduction penalty)	K	Kyong-go (warning penalty)
KO	Won by Knockout	PTC	Won by Points Ceiling	PTF	Won by Final Score
PTG	Won by Points Gap	PUN	Won by Punitive Declaration	RSC	Won by Referee Stop Contest
SUP	Won by Superiority	WDR	Won by Withdrawn		

Contest Results

Resultado del combate / Resultado do Assalto

ROSAL Jose (GUA) defeated LEAL Mario (VEN) PTF 4:3

Colour	Name	NOC Code	Bib No	Total	Rounds				Total Deuk-jeom (points)	Total Deductions
					1	2	3	4		
Chung (Blue)	ROSAL Jose	GUA	55	4		1	3		4	
Hong (Red)	LEAL Mario	VEN	61	3	1	1	1		3	

Referee: HONG HUANG Wen (ECU)
Judges: AKILIAN Fernando (ARG)
BRIZUELA Nelson (CRC)
GONZALES Rolando (DOM)
CORDOVA Oscar (CHI)

Description	ROSAL Jose				LEAL Mario			
	Round 1	Round 2	Round 3	Round 4	Round 1	Round 2	Round 3	Round 4
Kyon-go (warning penalty)								
Gam-jeom (deduction penalty)								
Offensive kick - 1 point		1	2					
Offensive kick - 2 point								
Offensive kick - 3 point								
Defensive kick - 1 point					1	1	1	
Defensive kick - 2 point								
Defensive kick - 3 point								
Offensive punch								
Defensive punch								
Knock down								

Contest Progress

Round 1	ROSAL Jose							
	LEAL Mario							1
Round 2	ROSAL Jose			1				
	LEAL Mario						1	
Round 3	ROSAL Jose			1		1		
	LEAL Mario					1		

Legend:					
DSQ	Won by Disqualification	G	Gam-jeom (deduction penalty)	K	Kyong-go (warning penalty)
KO	Won by Knockout	PTC	Won by Points Ceiling	PTF	Won by Final Score
PTG	Won by Points Gap	PUN	Won by Punitive Declaration	RSC	Won by Referee Stop Contest
SUP	Won by Superiority	WDR	Won by Withdrawn		

Contest Results

Resultado del combate / Resultado do Assalto

DIAZ Frank (CUB) defeated THACKREY Tim (USA) PTF 2:1

Colour	Name	NOC Code	Bib No	Total	Rounds				Total Deuk-jeom (points)	Total Deductions
					1	2	3	4		
Chung (Blue)	THACKREY Tim	USA	60	1	1				1	
Hong (Red)	DIAZ Frank	CUB	53	2		1	2		3	1

Referee: BRIZUELA Nelson (CRC)
Judges: ARROYO Louis (PUR)
AZPEITIA Susana (MEX)
ESPOSITO Luisa (PAN)
HONG HUANG Wen (ECU)

Description	THACKREY Tim				DIAZ Frank			
	Round 1	Round 2	Round 3	Round 4	Round 1	Round 2	Round 3	Round 4
Kyon-go (warning penalty)							2	
Gam-jeom (deduction penalty)							1	
Offensive kick - 1 point						1		
Offensive kick - 2 point								
Offensive kick - 3 point								
Defensive kick - 1 point	1						2	
Defensive kick - 2 point								
Defensive kick - 3 point								
Offensive punch								
Defensive punch								
Knock down								

Contest Progress

Round 1	THACKREY Tim								1
	DIAZ Frank								
Round 2	THACKREY Tim								
	DIAZ Frank								1
Round 3	THACKREY Tim								
	DIAZ Frank			1			1		K K

Legend:					
DSQ	Won by Disqualification	G	Gam-jeom (deduction penalty)	K	Kyong-go (warning penalty)
KO	Won by Knockout	PTC	Won by Points Ceiling	PTF	Won by Final Score
PTG	Won by Points Gap	PUN	Won by Punitive Declaration	RSC	Won by Referee Stop Contest
SUP	Won by Superiority	WDR	Won by Withdrawn		

Contest Results

Resultado del combate / Resultado do Assalto

MERCEDES Gabriel (DOM)

defeated

SALAZAR Oscar (MEX)
PTF 1:1

Colour	Name	NOC Code	Bib No	Total	Rounds				Total Deuk-jeom (points)	Total Deductions
					1	2	3	4		
Chung (Blue)	MERCEDES Gabriel	DOM	54	1			1		1	
Hong (Red)	SALAZAR Oscar	MEX	56	1		1			1	

 Referee: BANEGAS Marco (HON)
 Judges: SEON LIM Chang (BRA)
 PENA Sandra (COL)
 CORNELIO Chaco (ARU)
 BLANCO Martin (VEN)

Description	MERCEDES Gabriel				SALAZAR Oscar			
	Round 1	Round 2	Round 3	Round 4	Round 1	Round 2	Round 3	Round 4
Kyon-go (warning penalty)							1	
Gam-jeom (deduction penalty)								
Offensive kick - 1 point			1					
Offensive kick - 2 point								
Offensive kick - 3 point								
Defensive kick - 1 point						1		
Defensive kick - 2 point								
Defensive kick - 3 point								
Offensive punch								
Defensive punch								
Knock down								

Contest Progress

Round 1	MERCEDES Gabriel	
	SALAZAR Oscar	
Round 2	MERCEDES Gabriel	
	SALAZAR Oscar	1
Round 3	MERCEDES Gabriel	
	SALAZAR Oscar	K
Round 4	MERCEDES Gabriel	
	SALAZAR Oscar	

Legend:

DSQ	Won by Disqualification	G	Gam-jeom (deduction penalty)	K	Kyong-go (warning penalty)
KO	Won by Knockout	PTC	Won by Points Ceiling	PTF	Won by Final Score
PTG	Won by Points Gap	PUN	Won by Punitive Declaration	RSC	Won by Referee Stop Contest
SUP	Won by Superiority	WDR	Won by Withdrawn		

Contest Results

Resultado del combate / Resultado do Assalto

FIGUEROA Gregory (PUR) defeated **MARTINEZ Alfonso (BIZ)** **PTF 1:0**

Colour	Name	NOC Code	Bib No	Total	Rounds				Total Deuk-jeom (points)	Total Deductions
					1	2	3	4		
Chung (Blue)	FIGUEROA Gregory	PUR	58	1		1			1	
Hong (Red)	MARTINEZ Alfonso	BIZ	50							

Referee: BLANCO Martin (VEN)
Judges: SEON LIM Chang (BRA)
PENA Sandra (COL)
BANEGAS Marco (HON)
TUJEEHUT Paul (AHO)

Description	FIGUEROA Gregory				MARTINEZ Alfonso			
	Round 1	Round 2	Round 3	Round 4	Round 1	Round 2	Round 3	Round 4
Kyon-go (warning penalty)								
Gam-jeom (deduction penalty)								
Offensive kick - 1 point		1						
Offensive kick - 2 point								
Offensive kick - 3 point								
Defensive kick - 1 point								
Defensive kick - 2 point								
Defensive kick - 3 point								
Offensive punch								
Defensive punch								
Knock down								

Contest Progress

Round 1	FIGUEROA Gregory	
	MARTINEZ Alfonso	
Round 2	FIGUEROA Gregory	1
	MARTINEZ Alfonso	
Round 3	FIGUEROA Gregory	
	MARTINEZ Alfonso	

Legend:					
DSQ	Won by Disqualification	G	Gam-jeom (deduction penalty)	K	Kyong-go (warning penalty)
KO	Won by Knockout	PTC	Won by Points Ceiling	PTF	Won by Final Score
PTG	Won by Points Gap	PUN	Won by Punitive Declaration	RSC	Won by Referee Stop Contest
SUP	Won by Superiority	WDR	Won by Withdrawn		

Contest Results

Resultado del combate / Resultado do Assalto

ROSAL Jose (GUA) defeated BERNAL Mickael (PAN) PTF 2:1

Colour	Name	NOC Code	Bib No	Total	Rounds				Total Deuk-jeom (points)	Total Deductions
					1	2	3	4		
Chung (Blue)	ROSAL Jose	GUA	55	2	1	2			3	1
Hong (Red)	BERNAL Mickael	PAN	57	1			1		1	

Referee: AKILIAN Fernando (ARG)
Judges: HONG HUANG Wen (ECU)
CORDOBA Oscar (CHI)
GONZALES Rolando (DOM)
AZPEITIA Susana (MEX)

Description	ROSAL Jose				BERNAL Mickael			
	Round 1	Round 2	Round 3	Round 4	Round 1	Round 2	Round 3	Round 4
Kyon-go (warning penalty)	1		1					
Gam-jeom (deduction penalty)			1					
Offensive kick - 1 point	1							
Offensive kick - 2 point								
Offensive kick - 3 point								
Defensive kick - 1 point		2					1	
Defensive kick - 2 point								
Defensive kick - 3 point								
Offensive punch								
Defensive punch								
Knock down								

Contest Progress

Round 1	ROSAL Jose		1	K
	BERNAL Mickael			
Round 2	ROSAL Jose	1		1
	BERNAL Mickael			
Round 3	ROSAL Jose	K		
	BERNAL Mickael		1	

Legend:					
DSQ	Won by Disqualification	G	Gam-jeom (deduction penalty)	K	Kyong-go (warning penalty)
KO	Won by Knockout	PTC	Won by Points Ceiling	PTF	Won by Final Score
PTG	Won by Points Gap	PUN	Won by Punitive Declaration	RSC	Won by Referee Stop Contest
SUP	Won by Superiority	WDR	Won by Withdrawn		

Contest Results

Resultado del combate / Resultado do Assalto

LEAL Mario (VEN) defeated VOTTA Mayko (URU) PTF 4:0

Colour	Name	NOC Code	Bib No	Total	Rounds				Total Deuk-jeom (points)	Total Deductions
					1	2	3	4		
Chung (Blue)	VOTTA Mayko	URU	59							
Hong (Red)	LEAL Mario	VEN	61	4	2	3			5	1

Referee: CORNELIO Chaco (ARU)
Judges: KWAN Linda (CAN)
CHAN KIM Myung (USA)
TUJEEHUT Paul (AHO)
PENA Sandra (COL)

Description	VOTTA Mayko				LEAL Mario			
	Round 1	Round 2	Round 3	Round 4	Round 1	Round 2	Round 3	Round 4
Kyon-go (warning penalty)						1	1	
Gam-jeom (deduction penalty)							1	
Offensive kick - 1 point					1	2		
Offensive kick - 2 point								
Offensive kick - 3 point								
Defensive kick - 1 point					1	1		
Defensive kick - 2 point								
Defensive kick - 3 point								
Offensive punch								
Defensive punch								
Knock down								

Contest Progress

Round 1	VOTTA Mayko							
	LEAL Mario				1	1		
Round 2	VOTTA Mayko							
	LEAL Mario	1	1	1			K	
Round 3	VOTTA Mayko							
	LEAL Mario							K

Legend:					
DSQ	Won by Disqualification	G	Gam-jeom (deduction penalty)	K	Kyong-go (warning penalty)
KO	Won by Knockout	PTC	Won by Points Ceiling	PTF	Won by Final Score
PTG	Won by Points Gap	PUN	Won by Punitive Declaration	RSC	Won by Referee Stop Contest
SUP	Won by Superiority	WDR	Won by Withdrawn		

Contest Results

Resultado del combate / Resultado do Assalto

DIAZ Frank (CUB) defeated CRISMANICH Mauro (ARG) PTF 2:0

Colour	Name	NOC Code	Bib No	Total	Rounds				Total Deuk-jeom (points)	Total Deductions
					1	2	3	4		
Chung (Blue)	DIAZ Frank	CUB	53	2		2			2	
Hong (Red)	CRISMANICH Mauro	ARG	49							

Referee: ARROYO Louis (PUR)
Judges: AZPEITIA Susana (MEX)
GONZALES Rolando (DOM)
BRIZUELA Nelson (CRC)
ESPOSITO Luisa (PAN)

Description	DIAZ Frank				CRISMANICH Mauro			
	Round 1	Round 2	Round 3	Round 4	Round 1	Round 2	Round 3	Round 4
Kyon-go (warning penalty)								
Gam-jeom (deduction penalty)								
Offensive kick - 1 point		1						
Offensive kick - 2 point								
Offensive kick - 3 point								
Defensive kick - 1 point		1						
Defensive kick - 2 point								
Defensive kick - 3 point								
Offensive punch								
Defensive punch								
Knock down								

Contest Progress

Round 1	DIAZ Frank							
	CRISMANICH Mauro							
Round 2	DIAZ Frank			1				1
	CRISMANICH Mauro							
Round 3	DIAZ Frank							
	CRISMANICH Mauro							

Legend:					
DSQ	Won by Disqualification	G	Gam-jeom (deduction penalty)	K	Kyong-go (warning penalty)
KO	Won by Knockout	PTC	Won by Points Ceiling	PTF	Won by Final Score
PTG	Won by Points Gap	PUN	Won by Punitive Declaration	RSC	Won by Referee Stop Contest
SUP	Won by Superiority	WDR	Won by Withdrawn		

Contest Results

Resultado del combate / Resultado do Assalto

MERCEDES Gabriel (DOM) defeated ADDISON Jocelyn (CAN) PTF 3:0

Colour	Name	NOC Code	Bib No	Total	Rounds				Total Deuk-jeom (points)	Total Deductions
					1	2	3	4		
Chung (Blue)	ADDISON Jocelyn	CAN	52							
Hong (Red)	MERCEDES Gabriel	DOM	54	3	1	3			4	1

Referee: CHAN KIM Myung (USA)
Judges: BLANCO Martin (VEN)
TUJEEHUT Paul (AHO)
SEON LIM Chang (BRA)
CORNELIO Chaco (ARU)

Description	ADDISON Jocelyn				MERCEDES Gabriel			
	Round 1	Round 2	Round 3	Round 4	Round 1	Round 2	Round 3	Round 4
Kyon-go (warning penalty)						1	1	
Gam-jeom (deduction penalty)							1	
Offensive kick - 1 point					1			
Offensive kick - 2 point						1		
Offensive kick - 3 point								
Defensive kick - 1 point								
Defensive kick - 2 point								
Defensive kick - 3 point								
Offensive punch								
Defensive punch								
Knock down						1		

Contest Progress

Round 1	ADDISON Jocelyn							
	MERCEDES Gabriel			1				
Round 2	ADDISON Jocelyn							
	MERCEDES Gabriel					K	21	
Round 3	ADDISON Jocelyn							
	MERCEDES Gabriel						K	

Legend:					
DSQ	Won by Disqualification	G	Gam-jeom (deduction penalty)	K	Kyong-go (warning penalty)
KO	Won by Knockout	PTC	Won by Points Ceiling	PTF	Won by Final Score
PTG	Won by Points Gap	PUN	Won by Punitive Declaration	RSC	Won by Referee Stop Contest
SUP	Won by Superiority	WDR	Won by Withdrawn		

Contest Results

Resultado del combate / Resultado do Assalto

SILVA Diogo (BRA)

defeated

LOPEZ Peter (PER)
PTF 3:-1

Colour	Name	NOC Code	Bib No	Total	Rounds				Total Deuk-jeom (points)	Total Deductions
					1	2	3	4		
Chung (Blue)	LOPEZ Peter	PER	70	-1						1
Hong (Red)	SILVA Diogo	BRA	63	3	1	2	1		4	1

 Referee: BLANCO Martin (VEN)
 Judges: CORNELIO Chaco (ARU)
 KIM Myung Chan (USA)
 KWAN Linda (CAN)
 BRIZUELA Nelson (CRC)

Description	LOPEZ Peter				SILVA Diogo			
	Round 1	Round 2	Round 3	Round 4	Round 1	Round 2	Round 3	Round 4
Kyon-go (warning penalty)	2				2			
Gam-jeom (deduction penalty)	1				1			
Offensive kick - 1 point								
Offensive kick - 2 point								
Offensive kick - 3 point								
Defensive kick - 1 point					1	2	1	
Defensive kick - 2 point								
Defensive kick - 3 point								
Offensive punch								
Defensive punch								
Knock down								

Contest Progress

Round 1	LOPEZ Peter		K	K				
	SILVA Diogo		K	K	1			
Round 2	LOPEZ Peter							
	SILVA Diogo			1				1
Round 3	LOPEZ Peter							
	SILVA Diogo						1	

Legend:

DSQ	Won by Disqualification	G	Gam-jeom (deduction penalty)	K	Kyong-go (warning penalty)
KO	Won by Knockout	PTC	Won by Points Ceiling	PTF	Won by Final Score
PTG	Won by Points Gap	PUN	Won by Punitive Declaration	RSC	Won by Referee Stop Contest
SUP	Won by Superiority	WDR	Won by Withdrawn		

Contest Results

Resultado del combate / Resultado do Assalto

LOPEZ Peter (PER) defeated MIRANDA Danny (VEN) PTF 5:3

Colour	Name	NOC Code	Bib No	Total	Rounds				Total Deuk-jeom (points)	Total Deductions
					1	2	3	4		
Chung (Blue)	LOPEZ Peter	PER	70	5	3	2	2		7	2
Hong (Red)	MIRANDA Danny	VEN	74	3		1	2		3	

Referee: GONZALES Rolando (DOM)
Judges: KIM Myung Chan (USA)
KWAN Linda (CAN)
CORDOVA Oscar (CHI)
AZPEITIA Susana (MEX)

Description	LOPEZ Peter				MIRANDA Danny			
	Round 1	Round 2	Round 3	Round 4	Round 1	Round 2	Round 3	Round 4
Kyon-go (warning penalty)	1	1	2		1			
Gam-jeom (deduction penalty)		1	1					
Offensive kick - 1 point	2	1				1	1	
Offensive kick - 2 point								
Offensive kick - 3 point								
Defensive kick - 1 point	1	1	2				1	
Defensive kick - 2 point								
Defensive kick - 3 point								
Offensive punch								
Defensive punch								
Knock down								

Contest Progress

Round 1	LOPEZ Peter	1	K	1	1
	MIRANDA Danny		K		
Round 2	LOPEZ Peter	K	1	1	
	MIRANDA Danny				1
Round 3	LOPEZ Peter		1	K	K 1
	MIRANDA Danny	1		1	

Legend:

DSQ	Won by Disqualification	G	Gam-jeom (deduction penalty)	K	Kyong-go (warning penalty)
KO	Won by Knockout	PTC	Won by Points Ceiling	PTF	Won by Final Score
PTG	Won by Points Gap	PUN	Won by Punitive Declaration	RSC	Won by Referee Stop Contest
SUP	Won by Superiority	WDR	Won by Withdrawn		

Contest Results

Resultado del combate / Resultado do Assalto

SILVA Diogo (BRA) defeated GARCIA Yacomo (DOM) PTF 3:0

Colour	Name	NOC Code	Bib No	Total	Rounds				Total Deuk-jeom (points)	Total Deductions
					1	2	3	4		
Chung (Blue)	SILVA Diogo	BRA	63	3	1	2	2		5	2
Hong (Red)	GARCIA Yacomo	DOM	66				1		1	1

Referee: BRIZUELA Nelson (CRC)
Judges: ARROYO Louis (PUR)
TUJEEHUT Paul (AHO)
BANEGAS Marco (HON)
AKILIAN Fernando (ARG)

Description	SILVA Diogo				GARCIA Yacomo			
	Round 1	Round 2	Round 3	Round 4	Round 1	Round 2	Round 3	Round 4
Kyon-go (warning penalty)	2	2			2			
Gam-jeom (deduction penalty)	1	1			1			
Offensive kick - 1 point	1	1					1	
Offensive kick - 2 point								
Offensive kick - 3 point								
Defensive kick - 1 point		1	2					
Defensive kick - 2 point								
Defensive kick - 3 point								
Offensive punch								
Defensive punch								
Knock down								

Contest Progress

Round 1	SILVA Diogo								K	1
	GARCIA Yacomo								K	
Round 2	SILVA Diogo			1					K	K 1
	GARCIA Yacomo									
Round 3	SILVA Diogo							1	1	
	GARCIA Yacomo							1		

Legend:					
DSQ	Won by Disqualification	G	Gam-jeom (deduction penalty)	K	Kyong-go (warning penalty)
KO	Won by Knockout	PTC	Won by Points Ceiling	PTF	Won by Final Score
PTG	Won by Points Gap	PUN	Won by Punitive Declaration	RSC	Won by Referee Stop Contest
SUP	Won by Superiority	WDR	Won by Withdrawn		

Contest Results

Resultado del combate / Resultado do Assalto

LOPEZ Peter (PER) defeated **ISLAS Idulio (MEX)** **PTF 6:5**

Colour	Name	NOC Code	Bib No	Total	Rounds				Total Deuk-jeom (points)	Total Deductions
					1	2	3	4		
Chung (Blue)	ISLAS Idulio	MEX	69	5	3	2	1		6	1
Hong (Red)	LOPEZ Peter	PER	70	6	3	2	2		7	1

Referee: AKILIAN Fernando (ARG)
Judges: ARROYO Louis (PUR)
BRIZUELA Nelson (CRC)
HONG HUANG Wen (ECU)
ESPOSITO Luisa (PAN)

Description	ISLAS Idulio				LOPEZ Peter			
	Round 1	Round 2	Round 3	Round 4	Round 1	Round 2	Round 3	Round 4
Kyon-go (warning penalty)		2	1			2		
Gam-jeom (deduction penalty)		1				1		
Offensive kick - 1 point	2		1			1	1	
Offensive kick - 2 point					1			
Offensive kick - 3 point								
Defensive kick - 1 point	1	2			1	1	1	
Defensive kick - 2 point								
Defensive kick - 3 point								
Offensive punch								
Defensive punch								
Knock down								

Contest Progress

Round 1	ISLAS Idulio	1	1	1				
	LOPEZ Peter		1		2			
Round 2	ISLAS Idulio				K	1	1	K
	LOPEZ Peter				K		1 1	K
Round 3	ISLAS Idulio						1	K
	LOPEZ Peter		1					1

Legend:					
DSQ	Won by Disqualification	G	Gam-jeom (deduction penalty)	K	Kyong-go (warning penalty)
KO	Won by Knockout	PTC	Won by Points Ceiling	PTF	Won by Final Score
PTG	Won by Points Gap	PUN	Won by Punitive Declaration	RSC	Won by Referee Stop Contest
SUP	Won by Superiority	WDR	Won by Withdrawn		

Contest Results

Resultado del combate / Resultado do Assalto

MIRANDA Danny (VEN) defeated MELENDEZ Kristian (PUR) PTF 5:0

Colour	Name	NOC Code	Bib No	Total	Rounds				Total Deuk-jeom (points)	Total Deductions
					1	2	3	4		
Chung (Blue)	MIRANDA Danny	VEN	74	5	1	3	2		6	1
Hong (Red)	MELENDEZ Kristian	PUR	71							

 Referee: CORDOVA Oscar (CHI)
 Judges: ESPOSITO Luisa (PAN)
 GONZALES Rolando (DOM)
 BRIZUELA Nelson (CRC)
 HONG HUANG Wen (ECU)

Description	MIRANDA Danny				MELENDEZ Kristian			
	Round 1	Round 2	Round 3	Round 4	Round 1	Round 2	Round 3	Round 4
Kyon-go (warning penalty)	1	1			1			
Gam-jeom (deduction penalty)		1						
Offensive kick - 1 point	1	1						
Offensive kick - 2 point								
Offensive kick - 3 point								
Defensive kick - 1 point		2	2					
Defensive kick - 2 point								
Defensive kick - 3 point								
Offensive punch								
Defensive punch								
Knock down								

Contest Progress

Round 1	MIRANDA Danny					K 1		
	MELENDEZ Kristian					K		
Round 2	MIRANDA Danny	1				1		1 K
	MELENDEZ Kristian							
Round 3	MIRANDA Danny		1	1				
	MELENDEZ Kristian							

Legend:					
DSQ	Won by Disqualification	G	Gam-jeom (deduction penalty)	K	Kyong-go (warning penalty)
KO	Won by Knockout	PTC	Won by Points Ceiling	PTF	Won by Final Score
PTG	Won by Points Gap	PUN	Won by Punitive Declaration	RSC	Won by Referee Stop Contest
SUP	Won by Superiority	WDR	Won by Withdrawn		

Contest Results

Resultado del combate / Resultado do Assalto

SILVA Diogo (BRA) defeated SAGASTUME Gabriel (GUA) PTF 3:0

Colour	Name	NOC Code	Bib No	Total	Rounds				Total Deuk-jeom (points)	Total Deductions
					1	2	3	4		
Chung (Blue)	SILVA Diogo	BRA	63	3	2	1			3	
Hong (Red)	SAGASTUME Gabriel	GUA	68							

Referee: CORNELIO Chaco (ARU)
Judges: KIM Myung Chan (USA)
BLANCO Martin (VEN)
BANEGAS Marco (HON)
PENA Sandra (COL)

Description	SILVA Diogo				SAGASTUME Gabriel			
	Round 1	Round 2	Round 3	Round 4	Round 1	Round 2	Round 3	Round 4
Kyon-go (warning penalty)			1					
Gam-jeom (deduction penalty)								
Offensive kick - 1 point		1						
Offensive kick - 2 point								
Offensive kick - 3 point								
Defensive kick - 1 point	2							
Defensive kick - 2 point								
Defensive kick - 3 point								
Offensive punch								
Defensive punch								
Knock down								

Contest Progress

Round 1	SILVA Diogo	1	1
	SAGASTUME Gabriel		
Round 2	SILVA Diogo		1
	SAGASTUME Gabriel		
Round 3	SILVA Diogo		K
	SAGASTUME Gabriel		

Legend:					
DSQ	Won by Disqualification	G	Gam-jeom (deduction penalty)	K	Kyong-go (warning penalty)
KO	Won by Knockout	PTC	Won by Points Ceiling	PTF	Won by Final Score
PTG	Won by Points Gap	PUN	Won by Punitive Declaration	RSC	Won by Referee Stop Contest
SUP	Won by Superiority	WDR	Won by Withdrawn		

Contest Results

Resultado del combate / Resultado do Assalto

GARCIA Yacomo (DOM) defeated VIERA Gessler (CUB) PTF 4:2

Colour	Name	NOC Code	Bib No	Total	Rounds				Total Deuk-jeom (points)	Total Deductions
					1	2	3	4		
Chung (Blue)	VIERA Gessler	CUB	65	2		1	1		2	
Hong (Red)	GARCIA Yacomo	DOM	66	4		2	2		4	

Referee: PENA Sandra (COL)
Judges: BLANCO Martin (VEN)
TUJEEHUT Paul (AHO)
KIM Myung Chan (USA)
KWAN Linda (CAN)

Description	VIERA Gessler				GARCIA Yacomo			
	Round 1	Round 2	Round 3	Round 4	Round 1	Round 2	Round 3	Round 4
Kyon-go (warning penalty)		1				1		
Gam-jeom (deduction penalty)								
Offensive kick - 1 point		1	1					
Offensive kick - 2 point								
Offensive kick - 3 point								
Defensive kick - 1 point						2	2	
Defensive kick - 2 point								
Defensive kick - 3 point								
Offensive punch								
Defensive punch								
Knock down								

Contest Progress

Round 1	VIERA Gessler							
	GARCIA Yacomo							
Round 2	VIERA Gessler					K		1
	GARCIA Yacomo	1				K	1	
Round 3	VIERA Gessler				1			
	GARCIA Yacomo					1		1

Legend:					
DSQ	Won by Disqualification	G	Gam-jeom (deduction penalty)	K	Kyong-go (warning penalty)
KO	Won by Knockout	PTC	Won by Points Ceiling	PTF	Won by Final Score
PTG	Won by Points Gap	PUN	Won by Punitive Declaration	RSC	Won by Referee Stop Contest
SUP	Won by Superiority	WDR	Won by Withdrawn		

Contest Results

Resultado del combate / Resultado do Assalto

LOPEZ Peter (PER) defeated SANDOVAL Josue (ESA) PTF 3:1

Colour	Name	NOC Code	Bib No	Total	Rounds				Total Deuk-jeom (points)	Total Deductions
					1	2	3	4		
Chung (Blue)	SANDOVAL Josue	ESA	67	1	2	1			3	2
Hong (Red)	LOPEZ Peter	PER	70	3			3		3	

Referee: TUJEEHUT Paul (AHO)
Judges: BANEGAS Marco (HON)
KWAN Linda (CAN)
CORNELIO Chaco (ARU)
KIM Myung Chan (USA)

Description	SANDOVAL Josue				LOPEZ Peter			
	Round 1	Round 2	Round 3	Round 4	Round 1	Round 2	Round 3	Round 4
Kyon-go (warning penalty)			1				1	
Gam-jeom (deduction penalty)			2					
Offensive kick - 1 point	1	1						
Offensive kick - 2 point								
Offensive kick - 3 point								
Defensive kick - 1 point	1						3	
Defensive kick - 2 point								
Defensive kick - 3 point								
Offensive punch								
Defensive punch								
Knock down								

Contest Progress

Round 1	SANDOVAL Josue		1	1				
	LOPEZ Peter							
Round 2	SANDOVAL Josue	1						
	LOPEZ Peter							
Round 3	SANDOVAL Josue		G	G				K
	LOPEZ Peter				1	1	K	1

Legend:					
DSQ	Won by Disqualification	G	Gam-jeom (deduction penalty)	K	Kyong-go (warning penalty)
KO	Won by Knockout	PTC	Won by Points Ceiling	PTF	Won by Final Score
PTG	Won by Points Gap	PUN	Won by Punitive Declaration	RSC	Won by Referee Stop Contest
SUP	Won by Superiority	WDR	Won by Withdrawn		

Contest Results

Resultado del combate / Resultado do Assalto

MIRANDA Danny (VEN) defeated GHAFOUR Ali (CAN) PTF 8:1

Colour	Name	NOC Code	Bib No	Total	Rounds				Total Deuk-jeom (points)	Total Deductions
					1	2	3	4		
Chung (Blue)	MIRANDA Danny	VEN	74	8	2	3	3		8	
Hong (Red)	GHAFOUR Ali	CAN	64	1			1		1	

Referee: ARROYO Louis (PUR)
Judges: ESPOSITO Luisa (PAN)
AKILIAN Fernando (ARG)
AZPEITIA Susana (MEX)
CORDOVA Oscar (CHI)

Description	MIRANDA Danny				GHAFOUR Ali			
	Round 1	Round 2	Round 3	Round 4	Round 1	Round 2	Round 3	Round 4
Kyon-go (warning penalty)	1				1			
Gam-jeom (deduction penalty)								
Offensive kick - 1 point		1					1	
Offensive kick - 2 point								
Offensive kick - 3 point								
Defensive kick - 1 point	2	2	3					
Defensive kick - 2 point								
Defensive kick - 3 point								
Offensive punch								
Defensive punch								
Knock down								

Contest Progress

Round 1	MIRANDA Danny			1					K	1
	GHAFOUR Ali								K	
Round 2	MIRANDA Danny			1		1		1		
	GHAFOUR Ali									
Round 3	MIRANDA Danny				1		1	1		
	GHAFOUR Ali				1					

Legend:					
DSQ	Won by Disqualification	G	Gam-jeom (deduction penalty)	K	Kyong-go (warning penalty)
KO	Won by Knockout	PTC	Won by Points Ceiling	PTF	Won by Final Score
PTG	Won by Points Gap	PUN	Won by Punitive Declaration	RSC	Won by Referee Stop Contest
SUP	Won by Superiority	WDR	Won by Withdrawn		

Contest Results

Resultado del combate / Resultado do Assalto

MELENDEZ Kristian (PUR) defeated **FERNALD Gino (SUR)** **PTF 2:2**

Colour	Name	NOC Code	Bib No	Total	Rounds				Total Deuk-jeom (points)	Total Deductions
					1	2	3	4		
Chung (Blue)	MELENDEZ Kristian	PUR	71	2		3			3	1
Hong (Red)	FERNALD Gino	SUR	72	2	1	1	1		3	1

Referee: BANEGAS Marco (HON)
Judges: BLANCO Martin (VEN)
PENA Sandra (COL)
KWAN Linda (CAN)
CORNELIO Chaco (ARU)

Description	MELENDEZ Kristian				FERNALD Gino			
	Round 1	Round 2	Round 3	Round 4	Round 1	Round 2	Round 3	Round 4
Kyon-go (warning penalty)			2			1	1	1
Gam-jeom (deduction penalty)			1				1	
Offensive kick - 1 point		1			1	1	1	
Offensive kick - 2 point		1						
Offensive kick - 3 point								
Defensive kick - 1 point								
Defensive kick - 2 point								
Defensive kick - 3 point								
Offensive punch								
Defensive punch								
Knock down								

Contest Progress

Round 1	MELENDEZ Kristian								
	FERNALD Gino								1
Round 2	MELENDEZ Kristian			1			2		
	FERNALD Gino	1							K
Round 3	MELENDEZ Kristian				K			K	
	FERNALD Gino						1		K
Round 4	MELENDEZ Kristian								
	FERNALD Gino								

Legend:					
DSQ	Won by Disqualification	G	Gam-jeom (deduction penalty)	K	Kyong-go (warning penalty)
KO	Won by Knockout	PTC	Won by Points Ceiling	PTF	Won by Final Score
PTG	Won by Points Gap	PUN	Won by Punitive Declaration	RSC	Won by Referee Stop Contest
SUP	Won by Superiority	WDR	Won by Withdrawn		

Contest Results

Resultado del combate / Resultado do Assalto

SAGASTUME Gabriel (GUA) defeated ARMENDARIZ Jesus (USA) PTF 7:0

Colour	Name	NOC Code	Bib No	Total	Rounds				Total Deuk-jeom (points)	Total Deductions
					1	2	3	4		
Chung (Blue)	SAGASTUME Gabriel	GUA	68	7	4	3			7	
Hong (Red)	ARMENDARIZ Jesus	USA	73							

Referee: BRIZUELA Nelson (CRC)
 Judges: HONG HUANG Wen (ECU)
 AZPEITIA Susana (MEX)
 ARROYO Louis (PUR)
 AKILIAN Fernando (ARG)

Description	SAGASTUME Gabriel				ARMENDARIZ Jesus			
	Round 1	Round 2	Round 3	Round 4	Round 1	Round 2	Round 3	Round 4
Kyon-go (warning penalty)								
Gam-jeom (deduction penalty)								
Offensive kick - 1 point	2	1						
Offensive kick - 2 point								
Offensive kick - 3 point								
Defensive kick - 1 point	2	2						
Defensive kick - 2 point								
Defensive kick - 3 point								
Offensive punch								
Defensive punch								
Knock down								

Contest Progress

Round 1	SAGASTUME Gabriel	1	1	1 1
	ARMENDARIZ Jesus			
Round 2	SAGASTUME Gabriel	1	1	1
	ARMENDARIZ Jesus			

Legend:					
DSQ	Won by Disqualification	G	Gam-jeom (deduction penalty)	K	Kyong-go (warning penalty)
KO	Won by Knockout	PTC	Won by Points Ceiling	PTF	Won by Final Score
PTG	Won by Points Gap	PUN	Won by Punitive Declaration	RSC	Won by Referee Stop Contest
SUP	Won by Superiority	WDR	Won by Withdrawn		

Contest Results

Resultado del combate / Resultado do Assalto

VIERA Gessler (CUB) defeated LORDE Bernard (BAR) PTF 6:4

Colour	Name	NOC Code	Bib No	Total	Rounds				Total Deuk-jeom (points)	Total Deductions
					1	2	3	4		
Chung (Blue)	LORDE Bernard	BAR	62	4		2	2		4	
Hong (Red)	VIERA Gessler	CUB	65	6	3	1	2		6	

Referee: CORNELIO Chaco (ARU)
Judges: KWAN Linda (CAN)
KIM Myung Chan (USA)
PENA Sandra (COL)
TUJEEHUT Paul (AHO)

Description	LORDE Bernard				VIERA Gessler			
	Round 1	Round 2	Round 3	Round 4	Round 1	Round 2	Round 3	Round 4
Kyon-go (warning penalty)							1	
Gam-jeom (deduction penalty)								
Offensive kick - 1 point		1	2				1	
Offensive kick - 2 point					1			
Offensive kick - 3 point								
Defensive kick - 1 point		1			1	1	1	
Defensive kick - 2 point								
Defensive kick - 3 point								
Offensive punch								
Defensive punch								
Knock down								

Contest Progress

Round 1	LORDE Bernard								
	VIERA Gessler		1				2		
Round 2	LORDE Bernard		1					1	
	VIERA Gessler							1	
Round 3	LORDE Bernard		1						1
	VIERA Gessler			1					1

Legend:					
DSQ	Won by Disqualification	G	Gam-jeom (deduction penalty)	K	Kyong-go (warning penalty)
KO	Won by Knockout	PTC	Won by Points Ceiling	PTF	Won by Final Score
PTG	Won by Points Gap	PUN	Won by Punitive Declaration	RSC	Won by Referee Stop Contest
SUP	Won by Superiority	WDR	Won by Withdrawn		

Contest Results

Resultado del combate / Resultado do Assalto

MATOS Angel (CUB) defeated MOONTASRI James (USA) PTF 7:0

Colour	Name	NOC Code	Bib No	Total	Rounds				Total Deuk-jeom (points)	Total Deductions
					1	2	3	4		
Chung (Blue)	MATOS Angel	CUB	78	7	3	3	1		7	
Hong (Red)	MOONTASRI James	USA	88							

Referee: CORNELIO Chaco (ARU)
Judges: ARROYO Louis (PUR)
TUJEEHUT Paul (AHO)
BRIZUELA Nelson (CRC)
BANEGAS Marco (HON)

Description	MATOS Angel				MOONTASRI James			
	Round 1	Round 2	Round 3	Round 4	Round 1	Round 2	Round 3	Round 4
Kyon-go (warning penalty)		1					1	
Gam-jeom (deduction penalty)								
Offensive kick - 1 point	1	1	1					
Offensive kick - 2 point								
Offensive kick - 3 point								
Defensive kick - 1 point		2						
Defensive kick - 2 point	1							
Defensive kick - 3 point								
Offensive punch								
Defensive punch								
Knock down								

Contest Progress

Round 1	MATOS Angel						2	1
	MOONTASRI James							
Round 2	MATOS Angel	1					1	K
	MOONTASRI James							
Round 3	MATOS Angel						1	
	MOONTASRI James					K		

Legend:					
DSQ	Won by Disqualification	G	Gam-jeom (deduction penalty)	K	Kyong-go (warning penalty)
KO	Won by Knockout	PTC	Won by Points Ceiling	PTF	Won by Final Score
PTG	Won by Points Gap	PUN	Won by Punitive Declaration	RSC	Won by Referee Stop Contest
SUP	Won by Superiority	WDR	Won by Withdrawn		

Contest Results

Resultado del combate / Resultado do Assalto

MATOS Angel (CUB) defeated RAMIREZ Jose Luis (MEX) PTF 3:1

Colour	Name	NOC Code	Bib No	Total	Rounds				Total Deuk-jeom (points)	Total Deductions
					1	2	3	4		
Chung (Blue)	RAMIREZ Jose Luis	MEX	85	1		1			1	
Hong (Red)	MATOS Angel	CUB	78	3	1	1	2		4	1

Referee: BLANCO Martin (VEN)
Judges: KIM Myung Chan (USA)
CORNELIO Chaco (ARU)
ARROYO Louis (PUR)
AKILIAN Fernando (ARG)

Description	RAMIREZ Jose Luis				MATOS Angel			
	Round 1	Round 2	Round 3	Round 4	Round 1	Round 2	Round 3	Round 4
Kyon-go (warning penalty)						1	1	
Gam-jeom (deduction penalty)							1	
Offensive kick - 1 point					1	1	1	
Offensive kick - 2 point								
Offensive kick - 3 point								
Defensive kick - 1 point		1					1	
Defensive kick - 2 point								
Defensive kick - 3 point								
Offensive punch								
Defensive punch								
Knock down								

Contest Progress

Round 1	RAMIREZ Jose Luis							
	MATOS Angel		1					
Round 2	RAMIREZ Jose Luis							1
	MATOS Angel				1			K
Round 3	RAMIREZ Jose Luis							1
	MATOS Angel				K		1	1

Legend:					
DSQ	Won by Disqualification	G	Gam-jeom (deduction penalty)	K	Kyong-go (warning penalty)
KO	Won by Knockout	PTC	Won by Points Ceiling	PTF	Won by Final Score
PTG	Won by Points Gap	PUN	Won by Punitive Declaration	RSC	Won by Referee Stop Contest
SUP	Won by Superiority	WDR	Won by Withdrawn		

Contest Results

Resultado del combate / Resultado do Assalto

MOONTASRI James (USA) defeated OSUJI Chinedum (TRI) PTF 3:-1

Colour	Name	NOC Code	Bib No	Total	Rounds				Total Deuk-jeom (points)	Total Deductions
					1	2	3	4		
Chung (Blue)	OSUJI Chinedum	TRI	87	-1						1
Hong (Red)	MOONTASRI James	USA	88	3	1	3			4	1

Referee: GONZALES Rolando (DOM)
Judges: BRIZUELA Nelson (CRC)
BANEGAS Marco (HON)
PENA Sandra (COL)
TUJEEHUT Paul (AHO)

Description	OSUJI Chinedum				MOONTASRI James			
	Round 1	Round 2	Round 3	Round 4	Round 1	Round 2	Round 3	Round 4
Kyon-go (warning penalty)	1	1	1		1	1	1	
Gam-jeom (deduction penalty)		1				1		
Offensive kick - 1 point						1		
Offensive kick - 2 point								
Offensive kick - 3 point								
Defensive kick - 1 point					1			
Defensive kick - 2 point						1		
Defensive kick - 3 point								
Offensive punch								
Defensive punch								
Knock down								

Contest Progress

Round 1	OSUJI Chinedum					K		
	MOONTASRI James					K		1
Round 2	OSUJI Chinedum					K		
	MOONTASRI James		2			K	1	
Round 3	OSUJI Chinedum					K		
	MOONTASRI James					K		

Legend:					
DSQ	Won by Disqualification	G	Gam-jeom (deduction penalty)	K	Kyong-go (warning penalty)
KO	Won by Knockout	PTC	Won by Points Ceiling	PTF	Won by Final Score
PTG	Won by Points Gap	PUN	Won by Punitive Declaration	RSC	Won by Referee Stop Contest
SUP	Won by Superiority	WDR	Won by Withdrawn		

Contest Results

Resultado del combate / Resultado do Assalto

RAMIREZ Jose Luis (MEX) defeated **SANCHEZ Juan (PUR)** **PTF 3:1**

Colour	Name	NOC Code	Bib No	Total	Rounds				Total Deuk-jeom (points)	Total Deductions
					1	2	3	4		
Chung (Blue)	SANCHEZ Juan	PUR	86	1		1			1	
Hong (Red)	RAMIREZ Jose Luis	MEX	85	3	2	1			3	

Referee: BRIZUELA Nelson (CRC)
Judges: HONG HUANG Wen (ECU)
CORDOVA Oscar (CHI)
GONZALES Rolando (DOM)
AKILIAN Fernando (ARG)

Description	SANCHEZ Juan				RAMIREZ Jose Luis			
	Round 1	Round 2	Round 3	Round 4	Round 1	Round 2	Round 3	Round 4
Kyon-go (warning penalty)							1	
Gam-jeom (deduction penalty)								
Offensive kick - 1 point					1			
Offensive kick - 2 point								
Offensive kick - 3 point								
Defensive kick - 1 point		1			1	1		
Defensive kick - 2 point								
Defensive kick - 3 point								
Offensive punch								
Defensive punch								
Knock down								

Contest Progress

Round 1	SANCHEZ Juan							
	RAMIREZ Jose Luis		1					1
Round 2	SANCHEZ Juan		1					
	RAMIREZ Jose Luis						1	
Round 3	SANCHEZ Juan							
	RAMIREZ Jose Luis					K		

Legend:					
DSQ	Won by Disqualification	G	Gam-jeom (deduction penalty)	K	Kyong-go (warning penalty)
KO	Won by Knockout	PTC	Won by Points Ceiling	PTF	Won by Final Score
PTG	Won by Points Gap	PUN	Won by Punitive Declaration	RSC	Won by Referee Stop Contest
SUP	Won by Superiority	WDR	Won by Withdrawn		

Contest Results

Resultado del combate / Resultado do Assalto

MATOS Angel (CUB) defeated RAJJAB David (GUY) PTF 4:1

Colour	Name	NOC Code	Bib No	Total	Rounds				Total Deuk-jeom (points)	Total Deductions
					1	2	3	4		
Chung (Blue)	RAJJAB David	GUY	81	1			1		1	
Hong (Red)	MATOS Angel	CUB	78	4	2		2		4	

Referee: BLANCO Martin (VEN)
Judges: KWAN Linda (CAN)
PENA Sandra (COL)
CORNELIO Chaco (ARU)
TUJEEHUT Paul (AHO)

Description	RAJJAB David				MATOS Angel			
	Round 1	Round 2	Round 3	Round 4	Round 1	Round 2	Round 3	Round 4
Kyon-go (warning penalty)		1					1	
Gam-jeom (deduction penalty)								
Offensive kick - 1 point					2			
Offensive kick - 2 point								
Offensive kick - 3 point								
Defensive kick - 1 point			1				2	
Defensive kick - 2 point								
Defensive kick - 3 point								
Offensive punch								
Defensive punch								
Knock down								

Contest Progress

Round 1	RAJJAB David								
	MATOS Angel			1		1			
Round 2	RAJJAB David								K
	MATOS Angel								
Round 3	RAJJAB David			1					
	MATOS Angel				1			K	1

Legend:					
DSQ	Won by Disqualification	G	Gam-jeom (deduction penalty)	K	Kyong-go (warning penalty)
KO	Won by Knockout	PTC	Won by Points Ceiling	PTF	Won by Final Score
PTG	Won by Points Gap	PUN	Won by Punitive Declaration	RSC	Won by Referee Stop Contest
SUP	Won by Superiority	WDR	Won by Withdrawn		

Contest Results

Resultado del combate / Resultado do Assalto

OSUJI Chinedum (TRI) defeated ALCANTARA Richard (DOM) PTF 5:3

Colour	Name	NOC Code	Bib No	Total	Rounds				Total Deuk-jeom (points)	Total Deductions
					1	2	3	4		
Chung (Blue)	OSUJI Chinedum	TRI	87	5	2	3	1		6	1
Hong (Red)	ALCANTARA Richard	DOM	79	3	1	2			3	

Referee: CORNELIO Chaco (ARU)
Judges: KIM Myung Chan (USA)
KWAN Linda (CAN)
BLANCO Martin (VEN)
PENA Sandra (COL)

Description	OSUJI Chinedum				ALCANTARA Richard			
	Round 1	Round 2	Round 3	Round 4	Round 1	Round 2	Round 3	Round 4
Kyon-go (warning penalty)		1	2			1		
Gam-jeom (deduction penalty)			1					
Offensive kick - 1 point	2					2		
Offensive kick - 2 point								
Offensive kick - 3 point								
Defensive kick - 1 point		3	1		1			
Defensive kick - 2 point								
Defensive kick - 3 point								
Offensive punch								
Defensive punch								
Knock down								

Contest Progress

Round 1	OSUJI Chinedum								1
	ALCANTARA Richard								1
Round 2	OSUJI Chinedum	1	1				1	K	
	ALCANTARA Richard				K		1		1
Round 3	OSUJI Chinedum	1				K		K	
	ALCANTARA Richard								

Legend:					
DSQ	Won by Disqualification	G	Gam-jeom (deduction penalty)	K	Kyong-go (warning penalty)
KO	Won by Knockout	PTC	Won by Points Ceiling	PTF	Won by Final Score
PTG	Won by Points Gap	PUN	Won by Punitive Declaration	RSC	Won by Referee Stop Contest
SUP	Won by Superiority	WDR	Won by Withdrawn		

Contest Results

Resultado del combate / Resultado do Assalto

MOONTASRI James (USA) defeated VASQUEZ Carlos (VEN) PTF 2:0

Colour	Name	NOC Code	Bib No	Total	Rounds				Total Deuk-jeom (points)	Total Deductions
					1	2	3	4		
Chung (Blue)	MOONTASRI James	USA	88	2		1	1		2	
Hong (Red)	VASQUEZ Carlos	VEN	89				1		1	1

Referee: ARROYO Louis (PUR)
Judges: CORDOVA Oscar (CHI)
ESPOSITO Luisa (PAN)
AKILIAN Fernando (ARG)
GONZALES Rolando (DOM)

Description	MOONTASRI James				VASQUEZ Carlos			
	Round 1	Round 2	Round 3	Round 4	Round 1	Round 2	Round 3	Round 4
Kyon-go (warning penalty)	1				1		1	
Gam-jeom (deduction penalty)							1	
Offensive kick - 1 point							1	
Offensive kick - 2 point								
Offensive kick - 3 point								
Defensive kick - 1 point		1	1					
Defensive kick - 2 point								
Defensive kick - 3 point								
Offensive punch								
Defensive punch								
Knock down								

Contest Progress

Round 1	MOONTASRI James								K
	VASQUEZ Carlos								K
Round 2	MOONTASRI James	1							
	VASQUEZ Carlos								
Round 3	MOONTASRI James		1						
	VASQUEZ Carlos				1				K

Legend:					
DSQ	Won by Disqualification	G	Gam-jeom (deduction penalty)	K	Kyong-go (warning penalty)
KO	Won by Knockout	PTC	Won by Points Ceiling	PTF	Won by Final Score
PTG	Won by Points Gap	PUN	Won by Punitive Declaration	RSC	Won by Referee Stop Contest
SUP	Won by Superiority	WDR	Won by Withdrawn		

Contest Results

Resultado del combate / Resultado do Assalto

RAMIREZ Jose Luis (MEX) defeated **MICHAUD Sebastien (CAN)** **PTF 2:1**

Colour	Name	NOC Code	Bib No	Total	Rounds				Total Deuk-jeom (points)	Total Deductions
					1	2	3	4		
Chung (Blue)	MICHAUD Sebastien	CAN	76	1	1				1	
Hong (Red)	RAMIREZ Jose Luis	MEX	85	2	1		1		2	

Referee: ARROYO Louis (PUR)
Judges: GONZALES Rolando (DOM)
AKILIAN Fernando (ARG)
ESPOSITO Luisa (PAN)
HONG HUANG Wen (ECU)

Description	MICHAUD Sebastien				RAMIREZ Jose Luis			
	Round 1	Round 2	Round 3	Round 4	Round 1	Round 2	Round 3	Round 4
Kyon-go (warning penalty)	1				1			
Gam-jeom (deduction penalty)								
Offensive kick - 1 point	1						1	
Offensive kick - 2 point								
Offensive kick - 3 point								
Defensive kick - 1 point					1			
Defensive kick - 2 point								
Defensive kick - 3 point								
Offensive punch								
Defensive punch								
Knock down								

Contest Progress

Round 1	MICHAUD Sebastien		1	K
	RAMIREZ Jose Luis		1	K
Round 2	MICHAUD Sebastien			
	RAMIREZ Jose Luis			
Round 3	MICHAUD Sebastien			
	RAMIREZ Jose Luis		1	

Legend:					
DSQ	Won by Disqualification	G	Gam-jeom (deduction penalty)	K	Kyong-go (warning penalty)
KO	Won by Knockout	PTC	Won by Points Ceiling	PTF	Won by Final Score
PTG	Won by Points Gap	PUN	Won by Punitive Declaration	RSC	Won by Referee Stop Contest
SUP	Won by Superiority	WDR	Won by Withdrawn		

Contest Results

Resultado del combate / Resultado do Assalto

RAJJAB David (GUY) defeated ASPRILLA Duwal (COL) PTF 4:1

Colour	Name	NOC Code	Bib No	Total	Rounds				Total Deuk-jeom (points)	Total Deductions
					1	2	3	4		
Chung (Blue)	RAJJAB David	GUY	81	4		3	1		4	
Hong (Red)	ASPRILLA Duwal	COL	77	1	1	1			2	1

Referee: CORDOVA Oscar (CHI)
Judges: BRIZUELA Nelson (CRC)
HONG HUANG Wen (ECU)
ARROYO Louis (PUR)
AZPEITIA Susana (MEX)

Description	RAJJAB David				ASPRILLA Duwal			
	Round 1	Round 2	Round 3	Round 4	Round 1	Round 2	Round 3	Round 4
Kyon-go (warning penalty)	1				1	1		
Gam-jeom (deduction penalty)						1		
Offensive kick - 1 point	2	1				1		
Offensive kick - 2 point								
Offensive kick - 3 point								
Defensive kick - 1 point		2	3		1			
Defensive kick - 2 point								
Defensive kick - 3 point								
Offensive punch								
Defensive punch								
Knock down								

Contest Progress

Round 1	RAJJAB David							
	ASPRILLA Duwal			K				
Round 2	RAJJAB David			1		1		1
	ASPRILLA Duwal		1				K	
Round 3	RAJJAB David				1			1 1
	ASPRILLA Duwal							

Legend:					
DSQ	Won by Disqualification	G	Gam-jeom (deduction penalty)	K	Kyong-go (warning penalty)
KO	Won by Knockout	PTC	Won by Points Ceiling	PTF	Won by Final Score
PTG	Won by Points Gap	PUN	Won by Punitive Declaration	RSC	Won by Referee Stop Contest
SUP	Won by Superiority	WDR	Won by Withdrawn		

Contest Results

Resultado del combate / Resultado do Assalto

MATOS Angel (CUB) defeated ISIDORO Carlos (BRA) PTF 6:1

Colour	Name	NOC Code	Bib No	Total	Rounds				Total Deuk-jeom (points)	Total Deductions
					1	2	3	4		
Chung (Blue)	ISIDORO Carlos	BRA	75	1		1			1	
Hong (Red)	MATOS Angel	CUB	78	6	1	2	3		6	

Referee: CORNELIO Chaco (ARU)
Judges: BLANCO Martin (VEN)
KIM Myung Chan (USA)
TUJEEHUT Paul (AHO)
KWAN Linda (CAN)

Description	ISIDORO Carlos				MATOS Angel			
	Round 1	Round 2	Round 3	Round 4	Round 1	Round 2	Round 3	Round 4
Kyon-go (warning penalty)						1		
Gam-jeom (deduction penalty)								
Offensive kick - 1 point					1		1	
Offensive kick - 2 point								
Offensive kick - 3 point								
Defensive kick - 1 point		1				2	2	
Defensive kick - 2 point								
Defensive kick - 3 point								
Offensive punch								
Defensive punch								
Knock down								

Contest Progress

Round 1	ISIDORO Carlos								
	MATOS Angel					1			
Round 2	ISIDORO Carlos			1					
	MATOS Angel		1			1	K		
Round 3	ISIDORO Carlos								
	MATOS Angel			1		1			1

Legend:					
DSQ	Won by Disqualification	G	Gam-jeom (deduction penalty)	K	Kyong-go (warning penalty)
KO	Won by Knockout	PTC	Won by Points Ceiling	PTF	Won by Final Score
PTG	Won by Points Gap	PUN	Won by Punitive Declaration	RSC	Won by Referee Stop Contest
SUP	Won by Superiority	WDR	Won by Withdrawn		

Contest Results

Resultado del combate / Resultado do Assalto

OSUJI Chinedum (TRI) defeated FERRERA Miguel (HON) PTF 4:1

Colour	Name	NOC Code	Bib No	Total	Rounds				Total Deuk-jeom (points)	Total Deductions
					1	2	3	4		
Chung (Blue)	OSUJI Chinedum	TRI	87	4	1	2	2		5	1
Hong (Red)	FERRERA Miguel	HON	82	1		2			2	1

Referee: SEON LIM Chang (BRA)
Judges: TUJEEHUT Paul (AHO)
KWAN Linda (CAN)
BLANCO Martin (VEN)
PENA Sandra (COL)

Description	OSUJI Chinedum				FERRERA Miguel			
	Round 1	Round 2	Round 3	Round 4	Round 1	Round 2	Round 3	Round 4
Kyon-go (warning penalty)			3		1		1	
Gam-jeom (deduction penalty)			1				1	
Offensive kick - 1 point			1			1		
Offensive kick - 2 point								
Offensive kick - 3 point								
Defensive kick - 1 point	1	2	1			1		
Defensive kick - 2 point								
Defensive kick - 3 point								
Offensive punch								
Defensive punch								
Knock down								

Contest Progress

Round 1	OSUJI Chinedum				1				
	FERRERA Miguel								
Round 2	OSUJI Chinedum							1	1
	FERRERA Miguel	1					1		
Round 3	OSUJI Chinedum			K			1	K	1
	FERRERA Miguel			K					K

Legend:					
DSQ	Won by Disqualification	G	Gam-jeom (deduction penalty)	K	Kyong-go (warning penalty)
KO	Won by Knockout	PTC	Won by Points Ceiling	PTF	Won by Final Score
PTG	Won by Points Gap	PUN	Won by Punitive Declaration	RSC	Won by Referee Stop Contest
SUP	Won by Superiority	WDR	Won by Withdrawn		

Contest Results

Resultado del combate / Resultado do Assalto

ALCANTARA Richard (DOM) defeated ERAZO Manuel (ECU) PTF 8:1

Colour	Name	NOC Code	Bib No	Total	Rounds				Total Deuk-jeom (points)	Total Deductions
					1	2	3	4		
Chung (Blue)	ALCANTARA Richard	DOM	79	8	3	5			8	
Hong (Red)	ERAZO Manuel	ECU	80	1	2				2	1

Referee: AKILIAN Fernando (ARG)
Judges: AZPEITIA Susana (MEX)
ARROYO Louis (PUR)
BRIZUELA Nelson (CRC)
ESPOSITO Luisa (PAN)

Description	ALCANTARA Richard				ERAZO Manuel			
	Round 1	Round 2	Round 3	Round 4	Round 1	Round 2	Round 3	Round 4
Kyon-go (warning penalty)					3			
Gam-jeom (deduction penalty)					1			
Offensive kick - 1 point		1						
Offensive kick - 2 point	1							
Offensive kick - 3 point								
Defensive kick - 1 point	1	4			2			
Defensive kick - 2 point								
Defensive kick - 3 point								
Offensive punch								
Defensive punch								
Knock down								

Contest Progress

Round 1	ALCANTARA Richard				2		1		
	ERAZO Manuel				1			K	K
Round 2	ALCANTARA Richard	1			1	1			
	ERAZO Manuel								

Legend:					
DSQ	Won by Disqualification	G	Gam-jeom (deduction penalty)	K	Kyong-go (warning penalty)
KO	Won by Knockout	PTC	Won by Points Ceiling	PTF	Won by Final Score
PTG	Won by Points Gap	PUN	Won by Punitive Declaration	RSC	Won by Referee Stop Contest
SUP	Won by Superiority	WDR	Won by Withdrawn		

Contest Results

Resultado del combate / Resultado do Assalto

MOONTASRI James (USA) defeated TUITT Jason (ISV) PTF 7:0

Colour	Name	NOC Code	Bib No	Total	Rounds				Total Deuk-jeom (points)	Total Deductions
					1	2	3	4		
Chung (Blue)	TUITT Jason	ISV	83							
Hong (Red)	MOONTASRI James	USA	88	7	3	4			7	

Referee: BANEGAS Marco (HON)
Judges: PENA Sandra (COL)
CORNELIO Chaco (ARU)
KWAN Linda (CAN)
BLANCO Martin (VEN)

Description	TUITT Jason				MOONTASRI James			
	Round 1	Round 2	Round 3	Round 4	Round 1	Round 2	Round 3	Round 4
Kyon-go (warning penalty)						1		
Gam-jeom (deduction penalty)								
Offensive kick - 1 point					2	3		
Offensive kick - 2 point								
Offensive kick - 3 point								
Defensive kick - 1 point					1	1		
Defensive kick - 2 point								
Defensive kick - 3 point								
Offensive punch								
Defensive punch								
Knock down								

Contest Progress

Round 1	TUITT Jason							
	MOONTASRI James		1	1			1	
Round 2	TUITT Jason							
	MOONTASRI James	1	1	K			1 1	

Legend:					
DSQ	Won by Disqualification	G	Gam-jeom (deduction penalty)	K	Kyong-go (warning penalty)
KO	Won by Knockout	PTC	Won by Points Ceiling	PTF	Won by Final Score
PTG	Won by Points Gap	PUN	Won by Punitive Declaration	RSC	Won by Referee Stop Contest
SUP	Won by Superiority	WDR	Won by Withdrawn		

Contest Results

Resultado del combate / Resultado do Assalto

VASQUEZ Carlos (VEN) defeated EDWARDS Kenneth (JAM) PTF 5:0

Colour	Name	NOC Code	Bib No	Total	Rounds				Total Deuk-jeom (points)	Total Deductions
					1	2	3	4		
Chung (Blue)	VASQUEZ Carlos	VEN	89	5	2	2	1		5	
Hong (Red)	EDWARDS Kenneth	JAM	84							

Referee: HONG HUANG Wen (ECU)
Judges: CORDOVA Oscar (CHI)
GONZALES Rolando (DOM)
AZPEITIA Susana (MEX)
AKILIAN Fernando (ARG)

Description	VASQUEZ Carlos				EDWARDS Kenneth			
	Round 1	Round 2	Round 3	Round 4	Round 1	Round 2	Round 3	Round 4
Kyon-go (warning penalty)								
Gam-jeom (deduction penalty)								
Offensive kick - 1 point								
Offensive kick - 2 point								
Offensive kick - 3 point								
Defensive kick - 1 point	2	2	1					
Defensive kick - 2 point								
Defensive kick - 3 point								
Offensive punch								
Defensive punch								
Knock down								

Contest Progress

Round 1	VASQUEZ Carlos	1	1
	EDWARDS Kenneth		
Round 2	VASQUEZ Carlos	1	1
	EDWARDS Kenneth		
Round 3	VASQUEZ Carlos	1	
	EDWARDS Kenneth		

Legend:					
DSQ	Won by Disqualification	G	Gam-jeom (deduction penalty)	K	Kyong-go (warning penalty)
KO	Won by Knockout	PTC	Won by Points Ceiling	PTF	Won by Final Score
PTG	Won by Points Gap	PUN	Won by Punitive Declaration	RSC	Won by Referee Stop Contest
SUP	Won by Superiority	WDR	Won by Withdrawn		

Contest Results

Resultado del combate / Resultado do Assalto

ORTIZ Gerardo (CUB) defeated **GRAF Anthony (USA)** **PTF 1:1**

Colour	Name	NOC Code	Bib No	Total	Rounds				Total Deuk-jeom (points)	Total Deductions
					1	2	3	4		
Chung (Blue)	ORTIZ Gerardo	CUB	94	1	1				1	
Hong (Red)	GRAF Anthony	USA	99	1	1				1	

Referee: BRIZUELA Nelson (CRC)
Judges: BLANCO Martin (VEN)
KWAN Linda (CAN)
CORNELIO Chaco (ARU)
AKILIAN Fernando (ARG)

Description	ORTIZ Gerardo				GRAF Anthony			
	Round 1	Round 2	Round 3	Round 4	Round 1	Round 2	Round 3	Round 4
Kyon-go (warning penalty)				1			1	
Gam-jeom (deduction penalty)								
Offensive kick - 1 point	1							
Offensive kick - 2 point								
Offensive kick - 3 point								
Defensive kick - 1 point					1			
Defensive kick - 2 point								
Defensive kick - 3 point								
Offensive punch								
Defensive punch								
Knock down								

Contest Progress

Round 1	ORTIZ Gerardo		1
	GRAF Anthony		1
Round 2	ORTIZ Gerardo		
	GRAF Anthony		
Round 3	ORTIZ Gerardo		
	GRAF Anthony		K
Round 4	ORTIZ Gerardo		
	GRAF Anthony		K

Legend:					
DSQ	Won by Disqualification	G	Gam-jeom (deduction penalty)	K	Kyong-go (warning penalty)
KO	Won by Knockout	PTC	Won by Points Ceiling	PTF	Won by Final Score
PTG	Won by Points Gap	PUN	Won by Punitive Declaration	RSC	Won by Referee Stop Contest
SUP	Won by Superiority	WDR	Won by Withdrawn		

Contest Results

Resultado del combate / Resultado do Assalto

ORTIZ Gerardo (CUB) defeated SIO Martin (ARG) PTF 1:0

Colour	Name	NOC Code	Bib No	Total	Rounds				Total Deuk-jeom (points)	Total Deductions
					1	2	3	4		
Chung (Blue)	SIO Martin	ARG	90			1		1	1	
Hong (Red)	ORTIZ Gerardo	CUB	94	1		2		2	1	

Referee: CORNELIO Chaco (ARU)
Judges: HONG HUANG Wen (ECU)
TUJEEHUT Paul (AHO)
BLANCO Martin (VEN)
ARROYO Louis (PUR)

Description	SIO Martin				ORTIZ Gerardo			
	Round 1	Round 2	Round 3	Round 4	Round 1	Round 2	Round 3	Round 4
Kyon-go (warning penalty)	2		1		2			
Gam-jeom (deduction penalty)	1				1			
Offensive kick - 1 point			1					
Offensive kick - 2 point								
Offensive kick - 3 point								
Defensive kick - 1 point							2	
Defensive kick - 2 point								
Defensive kick - 3 point								
Offensive punch								
Defensive punch								
Knock down								

Contest Progress

Round 1	SIO Martin						K	K
	ORTIZ Gerardo						K	K
Round 2	SIO Martin							
	ORTIZ Gerardo							
Round 3	SIO Martin		1					K
	ORTIZ Gerardo			1	1			

Legend:

DSQ	Won by Disqualification	G	Gam-jeom (deduction penalty)	K	Kyong-go (warning penalty)
KO	Won by Knockout	PTC	Won by Points Ceiling	PTF	Won by Final Score
PTG	Won by Points Gap	PUN	Won by Punitive Declaration	RSC	Won by Referee Stop Contest
SUP	Won by Superiority	WDR	Won by Withdrawn		

Contest Results

Resultado del combate / Resultado do Assalto

GRAF Anthony (USA) defeated **SANTOS Leonardo (BRA)** **PTF 3:1**

Colour	Name	NOC Code	Bib No	Total	Rounds				Total Deuk-jeom (points)	Total Deductions
					1	2	3	4		
Chung (Blue)	SANTOS Leonardo	BRA	91	1			1		1	
Hong (Red)	GRAF Anthony	USA	99	3		3			3	

Referee: GONZALES Rolando (DOM)
Judges: ARROYO Louis (PUR)
AKILIAN Fernando (ARG)
CORDOVA Oscar (CHI)
TUJEEHUT Paul (AHO)

Description	SANTOS Leonardo				GRAF Anthony			
	Round 1	Round 2	Round 3	Round 4	Round 1	Round 2	Round 3	Round 4
Kyon-go (warning penalty)	1				1			
Gam-jeom (deduction penalty)								
Offensive kick - 1 point								
Offensive kick - 2 point								
Offensive kick - 3 point								
Defensive kick - 1 point			1			3		
Defensive kick - 2 point								
Defensive kick - 3 point								
Offensive punch								
Defensive punch								
Knock down								

Contest Progress

Round 1	SANTOS Leonardo								K
	GRAF Anthony								K
Round 2	SANTOS Leonardo								
	GRAF Anthony		1				1	1	
Round 3	SANTOS Leonardo		1						
	GRAF Anthony								

Legend:					
DSQ	Won by Disqualification	G	Gam-jeom (deduction penalty)	K	Kyong-go (warning penalty)
KO	Won by Knockout	PTC	Won by Points Ceiling	PTF	Won by Final Score
PTG	Won by Points Gap	PUN	Won by Punitive Declaration	RSC	Won by Referee Stop Contest
SUP	Won by Superiority	WDR	Won by Withdrawn		

Contest Results

Resultado del combate / Resultado do Assalto

SIO Martin (ARG) defeated SANON Tudor (HAI) PTF 2:1

Colour	Name	NOC Code	Bib No	Total	Rounds				Total Deuk-jeom (points)	Total Deductions
					1	2	3	4		
Chung (Blue)	SANON Tudor	HAI	96	1	1		1		2	1
Hong (Red)	SIO Martin	ARG	90	2		1	1		2	

Referee: BLANCO Martin (VEN)
Judges: CORNELIO Chaco (ARU)
BANEGAS Marco (HON)
KWAN Linda (CAN)
PENA Sandra (COL)

Description	SANON Tudor				SIO Martin			
	Round 1	Round 2	Round 3	Round 4	Round 1	Round 2	Round 3	Round 4
Kyon-go (warning penalty)		1	1				1	
Gam-jeom (deduction penalty)			1					
Offensive kick - 1 point	1					1		
Offensive kick - 2 point								
Offensive kick - 3 point								
Defensive kick - 1 point			1				1	
Defensive kick - 2 point								
Defensive kick - 3 point								
Offensive punch								
Defensive punch								
Knock down								

Contest Progress

Round 1	SANON Tudor		1	
	SIO Martin			
Round 2	SANON Tudor		K	
	SIO Martin		1	
Round 3	SANON Tudor		1	K
	SIO Martin		K	1

Legend:					
DSQ	Won by Disqualification	G	Gam-jeom (deduction penalty)	K	Kyong-go (warning penalty)
KO	Won by Knockout	PTC	Won by Points Ceiling	PTF	Won by Final Score
PTG	Won by Points Gap	PUN	Won by Punitive Declaration	RSC	Won by Referee Stop Contest
SUP	Won by Superiority	WDR	Won by Withdrawn		

Contest Results

Resultado del combate / Resultado do Assalto

ORTIZ Gerardo (CUB) defeated SPELLEN Adrian (GUY) PTF 1:0

Colour	Name	NOC Code	Bib No	Total	Rounds				Total Deuk-jeom (points)	Total Deductions
					1	2	3	4		
Chung (Blue)	SPELLEN Adrian	GUY	95							
Hong (Red)	ORTIZ Gerardo	CUB	94	1	2				2	1

Referee: HONG HUANG Wen (ECU)
Judges: AZPEITIA Susana (MEX)
BRIZUELA Nelson (CRC)
CORDOVA Oscar (CHI)
GONZALES Rolando (DOM)

Description	SPELLEN Adrian				ORTIZ Gerardo			
	Round 1	Round 2	Round 3	Round 4	Round 1	Round 2	Round 3	Round 4
Kyon-go (warning penalty)					1		1	
Gam-jeom (deduction penalty)							1	
Offensive kick - 1 point								
Offensive kick - 2 point								
Offensive kick - 3 point								
Defensive kick - 1 point					2			
Defensive kick - 2 point								
Defensive kick - 3 point								
Offensive punch								
Defensive punch								
Knock down								

Contest Progress

Round 1	SPELLEN Adrian							
	ORTIZ Gerardo		1		1			K
Round 2	SPELLEN Adrian							
	ORTIZ Gerardo							
Round 3	SPELLEN Adrian							
	ORTIZ Gerardo							K

Legend:					
DSQ	Won by Disqualification	G	Gam-jeom (deduction penalty)	K	Kyong-go (warning penalty)
KO	Won by Knockout	PTC	Won by Points Ceiling	PTF	Won by Final Score
PTG	Won by Points Gap	PUN	Won by Punitive Declaration	RSC	Won by Referee Stop Contest
SUP	Won by Superiority	WDR	Won by Withdrawn		

Contest Results

Resultado del combate / Resultado do Assalto

SANTOS Leonardo (BRA)

defeated

ROMAN Angel (PUR)
PTF 3:1

Colour	Name	NOC Code	Bib No	Total	Rounds				Total Deuk-jeom (points)	Total Deductions
					1	2	3	4		
Chung (Blue)	ROMAN Angel	PUR	98	1	1				1	
Hong (Red)	SANTOS Leonardo	BRA	91	3	1	1	2		4	1

Referee: KIM Myung Chan (USA)

Judges: BLANCO Martin (VEN)

TUJEEHUT Paul (AHO)

PENA Sandra (COL)

KWAN Linda (CAN)

Description	ROMAN Angel				SANTOS Leonardo			
	Round 1	Round 2	Round 3	Round 4	Round 1	Round 2	Round 3	Round 4
Kyon-go (warning penalty)	1				1		2	
Gam-jeom (deduction penalty)							1	
Offensive kick - 1 point					1	1		
Offensive kick - 2 point								
Offensive kick - 3 point								
Defensive kick - 1 point	1						2	
Defensive kick - 2 point								
Defensive kick - 3 point								
Offensive punch								
Defensive punch								
Knock down								

Contest Progress

Round 1	ROMAN Angel								K 1
	SANTOS Leonardo								K 1
Round 2	ROMAN Angel								
	SANTOS Leonardo		1						
Round 3	ROMAN Angel								
	SANTOS Leonardo		1			K	1		K

Legend:
DSQ Won by Disqualification

KO Won by Knockout

PTG Won by Points Gap

SUP Won by Superiority

G Gam-jeom (deduction penalty)

PTC Won by Points Ceiling

PUN Won by Punitive Declaration

WDR Won by Withdrawn

K Kyong-go (warning penalty)

PTF Won by Final Score

RSC Won by Referee Stop Contest

Contest Results

Resultado del combate / Resultado do Assalto

GRAF Anthony (USA) defeated MOITLAND Kristopher (CRC) PTF 6:4

Colour	Name	NOC Code	Bib No	Total	Rounds				Total Deuk-jeom (points)	Total Deductions
					1	2	3	4		
Chung (Blue)	GRAF Anthony	USA	99	6	2	1	3		6	
Hong (Red)	MOITLAND Kristopher	CRC	93	4	1	1	2		4	

Referee: ARROYO Louis (PUR)
Judges: GONZALES Rolando (DOM)
ESPOSITO Luisa (PAN)
AKILIAN Fernando (ARG)
CORDOVA Oscar (CHI)

Description	GRAF Anthony				MOITLAND Kristopher			
	Round 1	Round 2	Round 3	Round 4	Round 1	Round 2	Round 3	Round 4
Kyon-go (warning penalty)			1		1			
Gam-jeom (deduction penalty)								
Offensive kick - 1 point	2		2				1	
Offensive kick - 2 point								
Offensive kick - 3 point								
Defensive kick - 1 point		1	1		1	1	1	
Defensive kick - 2 point								
Defensive kick - 3 point								
Offensive punch								
Defensive punch								
Knock down								

Contest Progress

Round 1	GRAF Anthony			1				1	
	MOITLAND Kristopher			1	K				
Round 2	GRAF Anthony						1		
	MOITLAND Kristopher								1
Round 3	GRAF Anthony	1				1		1	K
	MOITLAND Kristopher	1					1		

Legend:					
DSQ	Won by Disqualification	G	Gam-jeom (deduction penalty)	K	Kyong-go (warning penalty)
KO	Won by Knockout	PTC	Won by Points Ceiling	PTF	Won by Final Score
PTG	Won by Points Gap	PUN	Won by Punitive Declaration	RSC	Won by Referee Stop Contest
SUP	Won by Superiority	WDR	Won by Withdrawn		

Contest Results

Resultado del combate / Resultado do Assalto

SIO Martin (ARG) defeated AHN Eric (CAN) PTF 3:2

Colour	Name	NOC Code	Bib No	Total	Rounds				Total Deuk-jeom (points)	Total Deductions
					1	2	3	4		
Chung (Blue)	SIO Martin	ARG	90	3	1	1	1		3	
Hong (Red)	AHN Eric	CAN	92	2	1		1		2	

Referee: AZPEITIA Susana (MEX)
Judges: ARROYO Louis (PUR)
GONZALES Rolando (DOM)
HONG HUANG Wen (ECU)
BRIZUELA Nelson (CRC)

Description	SIO Martin				AHN Eric			
	Round 1	Round 2	Round 3	Round 4	Round 1	Round 2	Round 3	Round 4
Kyon-go (warning penalty)		1						
Gam-jeom (deduction penalty)								
Offensive kick - 1 point		1					1	
Offensive kick - 2 point								
Offensive kick - 3 point								
Defensive kick - 1 point	1		1		1			
Defensive kick - 2 point								
Defensive kick - 3 point								
Offensive punch								
Defensive punch								
Knock down								

Contest Progress

Round 1	SIO Martin							1
	AHN Eric						1	
Round 2	SIO Martin			K				1
	AHN Eric							
Round 3	SIO Martin			1				
	AHN Eric						1	

Legend:					
DSQ	Won by Disqualification	G	Gam-jeom (deduction penalty)	K	Kyong-go (warning penalty)
KO	Won by Knockout	PTC	Won by Points Ceiling	PTF	Won by Final Score
PTG	Won by Points Gap	PUN	Won by Punitive Declaration	RSC	Won by Referee Stop Contest
SUP	Won by Superiority	WDR	Won by Withdrawn		

Contest Results

Resultado del combate / Resultado do Assalto

SANTOS Leonardo (BRA) defeated NOGUERA Luis (VEN) PTF 3:1

Colour	Name	NOC Code	Bib No	Total	Rounds				Total Deuk-jeom (points)	Total Deductions
					1	2	3	4		
Chung (Blue)	NOGUERA Luis	VEN	100	1			1		1	
Hong (Red)	SANTOS Leonardo	BRA	91	3	2		2		4	1

Referee: TUJEEHUT Paul (AHO)
Judges: BANEGAS Marco (HON)
CORNELIO Chaco (ARU)
PENA Sandra (COL)
KIM Myung Chan (USA)

Description	NOGUERA Luis				SANTOS Leonardo			
	Round 1	Round 2	Round 3	Round 4	Round 1	Round 2	Round 3	Round 4
Kyon-go (warning penalty)	1				1	1	1	
Gam-jeom (deduction penalty)						1		
Offensive kick - 1 point			1					
Offensive kick - 2 point								
Offensive kick - 3 point								
Defensive kick - 1 point					2		2	
Defensive kick - 2 point								
Defensive kick - 3 point								
Offensive punch								
Defensive punch								
Knock down								

Contest Progress

Round 1	NOGUERA Luis				K			
	SANTOS Leonardo				K	1	1	
Round 2	NOGUERA Luis							
	SANTOS Leonardo					K		
Round 3	NOGUERA Luis					1		
	SANTOS Leonardo			1		1		K

Legend:					
DSQ	Won by Disqualification	G	Gam-jeom (deduction penalty)	K	Kyong-go (warning penalty)
KO	Won by Knockout	PTC	Won by Points Ceiling	PTF	Won by Final Score
PTG	Won by Points Gap	PUN	Won by Punitive Declaration	RSC	Won by Referee Stop Contest
SUP	Won by Superiority	WDR	Won by Withdrawn		

Contest Results

Resultado del combate / Resultado do Assalto

GRAF Anthony (USA) defeated PEREZ Salvador (MEX) PTF 3:0

Colour	Name	NOC Code	Bib No	Total	Rounds				Total Deuk-jeom (points)	Total Deductions
					1	2	3	4		
Chung (Blue)	GRAF Anthony	USA	99	3	1	2	1		4	1
Hong (Red)	PEREZ Salvador	MEX	97							

 Referee: AKILIAN Fernando (ARG)
 Judges: GONZALES Rolando (DOM)
 CORDOVA Oscar (CHI)
 ESPOSITO Luisa (PAN)
 HONG HUANG Wen (ECU)

Description	GRAF Anthony				PEREZ Salvador			
	Round 1	Round 2	Round 3	Round 4	Round 1	Round 2	Round 3	Round 4
Kyon-go (warning penalty)		1	2					
Gam-jeom (deduction penalty)			1					
Offensive kick - 1 point		1	1					
Offensive kick - 2 point								
Offensive kick - 3 point								
Defensive kick - 1 point	1	1						
Defensive kick - 2 point								
Defensive kick - 3 point								
Offensive punch								
Defensive punch								
Knock down								

Contest Progress

Round 1	GRAF Anthony	1					
	PEREZ Salvador						
Round 2	GRAF Anthony	1			K	1	
	PEREZ Salvador						
Round 3	GRAF Anthony			K			1
	PEREZ Salvador						

Legend:

DSQ	Won by Disqualification	G	Gam-jeom (deduction penalty)	K	Kyong-go (warning penalty)
KO	Won by Knockout	PTC	Won by Points Ceiling	PTF	Won by Final Score
PTG	Won by Points Gap	PUN	Won by Punitive Declaration	RSC	Won by Referee Stop Contest
SUP	Won by Superiority	WDR	Won by Withdrawn		

**Riocentro - Pavilion 4A**Riocentro Pabellón 4A
Riocentro Pavilhão 4A14 JUL 2007
10:30**TAEKWONDO**

TAEKWONDO / TAEKWONDO

WOMEN'S -49KG

WOMEN'S -49KG / WOMEN'S -49KG

Entry List by Weight Category

Lista de Inscripciones por Categoría de Peso / Lista de Inscrições por Categoria de Peso

As of 14 JUL 2007

NOC	Bib Number	Name	Date of Birth	Height m/ft in
AHO - Netherlands Antilles	1	MULLER Lianne	17 AUG 1986	1.55/5'1"
ARG - Argentina	2	LOPEZ Laura	27 APR 1981	
BRA - Brazil	3	FERREIRA Valdirene	14 DEC 1972	1.60/5'3"
CAN - Canada	4	GONDA Ivett	28 APR 1986	
CHI - Chile	5	MENA Alejandra	4 SEP 1987	
COL - Colombia	6	MORA Gladys	31 JUL 1980	
CUB - Cuba	7	MONTEJO Daynellis	8 NOV 1984	
DOM - Dominican Republic	8	PEGUERO Jahaira		
GUA - Guatemala	9	CASTAÑEDA Yolanda	28 MAY 1985	
MEX - Mexico	10	GAAL Alejandra	2 MAR 1989	
PER - Peru	11	DIEZ Julissa	5 JUN 1989	
PUR - Puerto Rico	12	SANTIAGO Zoraida	22 JUN 1982	
USA - United States of America	13	CRAIG Charlotte	2 FEB 1991	
VEN - Venezuela	14	CONTRERAS Dalia	30 SEP 1983	1.55/5'1"

Note:

All changes are available in INFO



Riocentro - Pavilion 4A

Riocentro Pabellón 4A
Riocentro Pavilhão 4A

15 JUL 2007
10:00

TAEKWONDO

TAEKWONDO / TAEKWONDO

WOMEN'S -57KG

WOMEN'S -57KG / WOMEN'S -57KG

Entry List by Weight Category

Lista de Inscripciones por Categoría de Peso / Lista de Inscrições por Categoria de Peso

As of 14 JUL 2007

NOC	Bib Number	Name	Date of Birth	Height m/ft in
ARG - Argentina	15	BOUDY Rocio	28 JAN 1986	1.70/5'7"
BRA - Brazil	16	NUNES Debora	19 JUN 1983	1.81/5'11"
CAN - Canada	17	CONDIE Shannon	28 DEC 1987	
CUB - Cuba	18	ROSARIO Yaimara	3 OCT 1984	
DOM - Dominican Republic	19	DINANYINS Fulcar	1 JAN 2000	
ESA - El Salvador	20	VASQUEZ Laura	20 APR 1990	1.70/5'7"
GUA - Guatemala	21	CARIAS Euda	7 MAY 1984	
MEX - Mexico	22	SALAZAR Iridia	14 JUN 1982	
NCA - Nicaragua	23	TIFFER Estela	14 OCT 1986	1.73/5'8"
PUR - Puerto Rico	24	ROMAN Aurora	21 AUG 1986	
USA - United States of America	25	HOLMQUIST Danielle	2 JUL 1987	
VEN - Venezuela	26	MARIÑO Miladys	2 NOV 1982	1.62/5'4"

Note:

All changes are available in INFO

**Riocentro - Pavilion 4A**Riocentro Pabellón 4A
Riocentro Pavilhão 4A16 JUL 2007
10:00**TAEKWONDO**

TAEKWONDO / TAEKWONDO

WOMEN'S -67KG

WOMEN'S -67KG / WOMEN'S -67KG

Entry List by Weight Category

Lista de Inscripciones por Categoría de Peso / Lista de Inscrições por Categoria de Peso

As of 15 JUL 2007

NOC	Bib Number	Name	Date of Birth	Height m/ft in
ARG - Argentina	27	ISOLDI Luciana	10 NOV 1988	1.72/5'8"
BRA - Brazil	28	FERREIRA Erica	20 OCT 1987	1.67/5'6"
CAN - Canada	29	SERGERIE Karine	1 FEB 1985	
CRC - Costa Rica	30	ALVARADO Katherine	23 MAR 1988	1.73/5'8"
CUB - Cuba	31	CASTELLANOS Taimi	28 NOV 1986	
DOM - Dominican Republic	32	MONTES Deysy	1 JAN 2000	
GUA - Guatemala	33	JUAREZ Heidi	14 MAY 1977	
PAR - Paraguay	34	MOREL Dahiana	17 DEC 1988	
PUR - Puerto Rico	35	OCASIO Asuncion	14 JUL 1987	
USA - United States of America	36	LOPEZ Jade	22 OCT 1990	
VEN - Venezuela	37	LEAL Nohemar	25 APR 1977	1.69/5'7"

Note:

All changes are available in INFO



Riocentro - Pavilion 4A

Riocentro Pabellón 4A
Riocentro Pavilhão 4A

17 JUL 2007
10:00

TAEKWONDO

TAEKWONDO / TAEKWONDO

WOMEN'S +67KG

WOMEN'S +67KG / WOMEN'S +67KG

Entry List by Weight Category

Lista de Inscripciones por Categoría de Peso / Lista de Inscrições por Categoria de Peso

As of 15 JUL 2007

NOC	Bib Number	Name	Date of Birth	Height m/ft in
ARG - Argentina	38	WEGSCHEIDER Paula	12 NOV 1986	
BRA - Brazil	39	SILVA Natalia	5 SEP 1984	1.80/5'11"
CAN - Canada	40	PEREGOUDOVA Dasha	23 JAN 1988	
COL - Colombia	41	ORTIZ Alcira	30 AUG 1982	
CUB - Cuba	42	HECHAVARRIA Mirna	11 MAR 1985	
DOM - Dominican Republic	43	URRACA Nancy	1 JAN 2000	
ECU - Ecuador	44	BENITES Lorena	24 JUL 1982	1.70/5'7"
MEX - Mexico	45	ESPINOZA Rosario	29 NOV 1987	
PUR - Puerto Rico	46	DIAZ Ineabelle	4 JAN 1974	
USA - United States of America	47	CAHOON Lauren	20 JAN 1985	
VEN - Venezuela	48	PAEZ Aura	30 JUL 1980	1.65/5'5"

Note:

All changes are available in INFO

Results

Resultados / Resultados

Bib No	Name	NOC Code	Quarterfinal	Semifinal	Final	Gold Medallist
14	CONTRERAS Dalia	VEN				
11	DIEZ Julissa	PER		GAAL A PTF 4:1		
10	GAAL Alejandra	MEX	GAAL A PTF 4:0			
2	LOPEZ Laura	ARG		Pool A	GAAL A PTF 3:0	
3	FERREIRA Valdirene	BRA	LOPEZ L PTF 2:1			
4	GONDA Ivett	CAN		GONDA I SUP 2:2		
5	MENA Alejandra	CHI	GONDA I PTF 2:0			
8	PEGUERO Jahaira	DOM				GAAL Alejandra PTF 7:0
13	CRAIG Charlotte	USA	PEGUERO J PTF 3:3			
7	MONTEJO Daynellis	CUB		PEGUERO J PTF 5:3		
6	MORA Gladys	COL	MORA G SUP 0:0			
9	CASTAÑEDA Yolanda	GUA		Pool B	PEGUERO J PTF 4:2	
1	MULLER Lianne	AHO	Both DSQ			
12	SANTIAGO Zoraida	PUR		SANTIAGO Z		

Legend:

DSQ	Won by Disqualification	KO	Won by Knockout	PTC	Won by Points Ceiling
PTF	Won by Final Score	PTG	Won by Points Gap	PUN	Won by Punitive Declaration
RSC	Won by Referee Stop Contest	SUP	Won by Superiority	WDR	Won by Withdrawn

Legend:

A	Accepted points	C	Caution	pts	Points
R	Registered points	T	Points	W	Warning

Results

Resultados / Resultados

Bib No	Name	NOC Code	Quarterfinal	Semifinal	Final	Gold Medallist
20	VASQUEZ Laura	ESA				
18	ROSARIO Yaimara	CUB		ROSARIO Y PTF 2:0		
23	TIFFER Estela	NCA	ROSARIO Y SUP 1:1			
22	SALAZAR Iridia	MEX		Pool A	SALAZAR I PTF 2:1	
19	DINANYINS Fulcar	DOM	SALAZAR I PTF 4:0			
26	MARIÑO Miladys	VEN		SALAZAR I PTF 2:0		
21	CARIAS Euda	GUA				SALAZAR Iridia PTF 4:0
24	ROMAN Aurora	PUR		BOUDY R PTF 2:1		
15	BOUDY Rocío	ARG	BOUDY R PTF 2:1			
16	NUNES Debora	BRA		Pool B	CONDIE S PTF 4:0	
17	CONDIE Shannon	CAN	CONDIE S SUP 3:3			
25	HOLMQUIST Danielle	USA		CONDIE S PTF 5:0		

Legend:

DSQ	Won by Disqualification	KO	Won by Knockout	PTC	Won by Points Ceiling
PTF	Won by Final Score	PTG	Won by Points Gap	PUN	Won by Punitive Declaration
RSC	Won by Referee Stop Contest	SUP	Won by Superiority	WDR	Won by Withdrawn

Legend:

A	Accepted points	C	Caution	pts	Points
R	Registered points	T	Points	W	Warning

Results

Resultados / Resultados

Bib No	Name	NOC Code	Quarterfinal	Semifinal	Final	Gold Medallist
32	MONTES Deysy	DOM				
37	LEAL Nohemar	VEN		LEAL N PTF 3:1		
27	ISOLDI Luciana	ARG	LEAL N PTF 4:0			
Pool A						
33	JUAREZ Heidy	GUA		JUAREZ H PTF 5:3	JUAREZ H PTF 3:2	
34	MOREL Dahiana	PAR				
Pool B						
36	LOPEZ Jade	USA		OCASIO A PTF 3:2		
30	ALVARADO Katherine	CRC	OCASIO A PTF 2:0			
35	OCASIO Asuncion	PUR				
29	SERGERIE Karine	CAN		SERGERIE K PTF 4:1	SERGERIE K PTF 7:0	
28	FERREIRA Erica	BRA				
31	CASTELLANOS Taimi	CUB		SERGERIE K PTF 1:0		
						SERGERIE Karine PTF 8:2

Legend:

DSQ	Won by Disqualification	KO	Won by Knockout	PTC	Won by Points Ceiling
PTF	Won by Final Score	PTG	Won by Points Gap	PUN	Won by Punitive Declaration
RSC	Won by Referee Stop Contest	SUP	Won by Superiority	WDR	Won by Withdrawn

Legend:

A	Accepted points	C	Caution	pts	Points
R	Registered points	T	Points	W	Warning

Results

Resultados / Resultados

Bib No	Name	NOC Code	Quarterfinal	Semifinal	Final	Gold Medallist
46	DIAZ Ineabelle	PUR				
38	WEGSCHEIDER Paula	ARG		HECHAVARRIA M PTF 2:2		
42	HECHAVARRIA Mirna	CUB	HECHAVARRIA M PTF 2:1			
				Pool A		
45	ESPINOZA Rosario	MEX		ESPINOZA R PTF 1:0	ESPINOZA R PTF 2:0	
40	PEREGOUDOVA Dasha	CAN				
						ESPINOZA Rosario PTF 1:0
48	PAEZ Aura	VEN		PAEZ A PTF 3:0		
41	ORTIZ Alcira	COL				
44	BENITES Lorena	ECU	BENITES L PTF 3:0			
				Pool B		
43	URRACA Nancy	DOM			SILVA N PTF 6:4	
47	CAHOON Lauren	USA	CAHOON L PTF 3:2			
39	SILVA Natalia	BRA		SILVA N PTF 3:-1		

Legend:

DSQ	Won by Disqualification	KO	Won by Knockout	PTC	Won by Points Ceiling
PTF	Won by Final Score	PTG	Won by Points Gap	PUN	Won by Punitive Declaration
RSC	Won by Referee Stop Contest	SUP	Won by Superiority	WDR	Won by Withdrawn

Legend:

A	Accepted points	C	Caution	pts	Points
R	Registered points	T	Points	W	Warning

Contest Results

Resultado del combate / Resultado do Assalto

GAAL Alejandra (MEX) defeated **PEGUERO Jahaira (DOM)** **PTF 7:0**

Colour	Name	NOC Code	Bib No	Total	Rounds				Total Deuk-jeom (points)	Total Deductions
					1	2	3	4		
Chung (Blue)	GAAL Alejandra	MEX	10	7	3	1	3		7	
Hong (Red)	PEGUERO Jahaira	DOM	8							

Referee: BRIZUELA Nelson (CRC)
Judges: CHAN KIM Myung (USA)
ARROYO Louis (PUR)
BLANCO Martin (VEN)
PENA Sandra (COL)

Description	GAAL Alejandra				PEGUERO Jahaira			
	Round 1	Round 2	Round 3	Round 4	Round 1	Round 2	Round 3	Round 4
Kyon-go (warning penalty)								
Gam-jeom (deduction penalty)								
Offensive kick - 1 point	1		1					
Offensive kick - 2 point								
Offensive kick - 3 point								
Defensive kick - 1 point	2	1	2					
Defensive kick - 2 point								
Defensive kick - 3 point								
Offensive punch								
Defensive punch								
Knock down								

Contest Progress

Round 1	GAAL Alejandra	1	1	1
	PEGUERO Jahaira			
Round 2	GAAL Alejandra			1
	PEGUERO Jahaira			
Round 3	GAAL Alejandra	1	1	1
	PEGUERO Jahaira			

Legend:					
DSQ	Won by Disqualification	G	Gam-jeom (deduction penalty)	K	Kyong-go (warning penalty)
KO	Won by Knockout	PTC	Won by Points Ceiling	PTF	Won by Final Score
PTG	Won by Points Gap	PUN	Won by Punitive Declaration	RSC	Won by Referee Stop Contest
SUP	Won by Superiority	WDR	Won by Withdrawn		

Contest Results

Resultado del combate / Resultado do Assalto

GAAL Alejandra (MEX)

defeated

GONDA Ivett (CAN)

PTF 3:0

Colour	Name	NOC Code	Bib No	Total	Rounds				Total Deuk-jeom (points)	Total Deductions
					1	2	3	4		
Chung (Blue)	GAAL Alejandra	MEX	10	3	2	1			3	
Hong (Red)	GONDA Ivett	CAN	4							

Referee: ESPOSITO Luisa (PAN)
Judges: BANEGAS Marco (HON)
BLANCO Martin (VEN)
GONZALES Rolando (DOM)
CHAN KIM Myung (USA)

Description	GAAL Alejandra				GONDA Ivett			
	Round 1	Round 2	Round 3	Round 4	Round 1	Round 2	Round 3	Round 4
Kyon-go (warning penalty)	1				1			
Gam-jeom (deduction penalty)								
Offensive kick - 1 point	1							
Offensive kick - 2 point								
Offensive kick - 3 point								
Defensive kick - 1 point	1	1						
Defensive kick - 2 point								
Defensive kick - 3 point								
Offensive punch								
Defensive punch								
Knock down								

Contest Progress

Round 1	GAAL Alejandra	1	K 1
	GONDA Ivett		K
Round 2	GAAL Alejandra	1	
	GONDA Ivett		
Round 3	GAAL Alejandra		
	GONDA Ivett		

Legend:					
DSQ	Won by Disqualification	G	Gam-jeom (deduction penalty)	K	Kyong-go (warning penalty)
KO	Won by Knockout	PTC	Won by Points Ceiling	PTF	Won by Final Score
PTG	Won by Points Gap	PUN	Won by Punitive Declaration	RSC	Won by Referee Stop Contest
SUP	Won by Superiority	WDR	Won by Withdrawn		

Contest Results

Resultado del combate / Resultado do Assalto

PEGUERO Jahaira (DOM) defeated **SANTIAGO Zoraida (PUR)** **PTF 4:2**

Colour	Name	NOC Code	Bib No	Total	Rounds				Total Deuk-jeom (points)	Total Deductions
					1	2	3	4		
Chung (Blue)	PEGUERO Jahaira	DOM	8	4			4		4	
Hong (Red)	SANTIAGO Zoraida	PUR	12	2	2				2	

Referee: KWAN Linda (CAN)
Judges: AKILIAN Fernando (ARG)
HONG HUANG Wen (ECU)
TUJEEHUT Paul (AHO)
CORNELIO Chaco (ARU)

Description	PEGUERO Jahaira				SANTIAGO Zoraida			
	Round 1	Round 2	Round 3	Round 4	Round 1	Round 2	Round 3	Round 4
Kyon-go (warning penalty)						1		
Gam-jeom (deduction penalty)								
Offensive kick - 1 point			3					
Offensive kick - 2 point								
Offensive kick - 3 point								
Defensive kick - 1 point			1		2			
Defensive kick - 2 point								
Defensive kick - 3 point								
Offensive punch								
Defensive punch								
Knock down								

Contest Progress

Round 1	PEGUERO Jahaira								
	SANTIAGO Zoraida						1	1	
Round 2	PEGUERO Jahaira								
	SANTIAGO Zoraida						K		
Round 3	PEGUERO Jahaira		1	1			1	1	
	SANTIAGO Zoraida								

Legend:					
DSQ	Won by Disqualification	G	Gam-jeom (deduction penalty)	K	Kyong-go (warning penalty)
KO	Won by Knockout	PTC	Won by Points Ceiling	PTF	Won by Final Score
PTG	Won by Points Gap	PUN	Won by Punitive Declaration	RSC	Won by Referee Stop Contest
SUP	Won by Superiority	WDR	Won by Withdrawn		

Contest Results

Resultado del combate / Resultado do Assalto

GAAL Alejandra (MEX) defeated **CONTRERAS Dalia (VEN)** **PTF 4:1**

Colour	Name	NOC Code	Bib No	Total	Rounds				Total Deuk-jeom (points)	Total Deductions
					1	2	3	4		
Chung (Blue)	CONTRERAS Dalia	VEN	14	1		1			1	
Hong (Red)	GAAL Alejandra	MEX	10	4		3	1		4	

Referee: GONZALES Rolando (DOM)
Judges: BRIZUELA Nelson (CRC)
AKILIAN Fernando (ARG)
CORDOVA Oscar (CHI)
ARROYO Louis (PUR)

Description	CONTRERAS Dalia				GAAL Alejandra			
	Round 1	Round 2	Round 3	Round 4	Round 1	Round 2	Round 3	Round 4
Kyon-go (warning penalty)								
Gam-jeom (deduction penalty)								
Offensive kick - 1 point		1				1	1	
Offensive kick - 2 point								
Offensive kick - 3 point								
Defensive kick - 1 point						2		
Defensive kick - 2 point								
Defensive kick - 3 point								
Offensive punch								
Defensive punch								
Knock down								

Contest Progress

Round 1	CONTRERAS Dalia							
	GAAL Alejandra							
Round 2	CONTRERAS Dalia					1		
	GAAL Alejandra				1	1		1
Round 3	CONTRERAS Dalia							
	GAAL Alejandra			1				

Legend:					
DSQ	Won by Disqualification	G	Gam-jeom (deduction penalty)	K	Kyong-go (warning penalty)
KO	Won by Knockout	PTC	Won by Points Ceiling	PTF	Won by Final Score
PTG	Won by Points Gap	PUN	Won by Punitive Declaration	RSC	Won by Referee Stop Contest
SUP	Won by Superiority	WDR	Won by Withdrawn		

Contest Results

Resultado del combate / Resultado do Assalto

GONDA Ivett (CAN) defeated **LOPEZ Laura (ARG)** **SUP 2:2**

Colour	Name	NOC Code	Bib No	Total	Rounds				Total Deuk-jeom (points)	Total Deductions
					1	2	3	4		
Chung (Blue)	LOPEZ Laura	ARG	2	2		1	1		2	
Hong (Red)	GONDA Ivett	CAN	4	2	1		1		2	

Referee: BLANCO Martin (VEN)
Judges: TUJEEHUT Paul (AHO)
CHAN KIM Myung (USA)
SEON LIM Chang (BRA)
PENA Sandra (COL)

Description	LOPEZ Laura				GONDA Ivett			
	Round 1	Round 2	Round 3	Round 4	Round 1	Round 2	Round 3	Round 4
Kyon-go (warning penalty)								
Gam-jeom (deduction penalty)								
Offensive kick - 1 point			1		1		1	
Offensive kick - 2 point								
Offensive kick - 3 point								
Defensive kick - 1 point		1						
Defensive kick - 2 point								
Defensive kick - 3 point								
Offensive punch								
Defensive punch								
Knock down								

Contest Progress

Round 1	LOPEZ Laura							
	GONDA Ivett				1			
Round 2	LOPEZ Laura					1		
	GONDA Ivett							
Round 3	LOPEZ Laura							1
	GONDA Ivett					1		
Round 4	LOPEZ Laura							
	GONDA Ivett							

Legend:					
DSQ	Won by Disqualification	G	Gam-jeom (deduction penalty)	K	Kyong-go (warning penalty)
KO	Won by Knockout	PTC	Won by Points Ceiling	PTF	Won by Final Score
PTG	Won by Points Gap	PUN	Won by Punitive Declaration	RSC	Won by Referee Stop Contest
SUP	Won by Superiority	WDR	Won by Withdrawn		

Contest Results

Resultado del combate / Resultado do Assalto

PEGUERO Jahaira (DOM) defeated MORA Gladys (COL) PTF 5:3

Colour	Name	NOC Code	Bib No	Total	Rounds				Total Deuk-jeom (points)	Total Deductions
					1	2	3	4		
Chung (Blue)	PEGUERO Jahaira	DOM	8	5	3	2	1		6	1
Hong (Red)	MORA Gladys	COL	6	3		2	1		3	

Referee: AKILIAN Fernando (ARG)
Judges: ESPOSITO Luisa (PAN)
ARROYO Louis (PUR)
AZPEITIA Susana (MEX)
HONG HUANG Wen (ECU)

Description	PEGUERO Jahaira				MORA Gladys			
	Round 1	Round 2	Round 3	Round 4	Round 1	Round 2	Round 3	Round 4
Kyon-go (warning penalty)		2			1			
Gam-jeom (deduction penalty)		1						
Offensive kick - 1 point						2	1	
Offensive kick - 2 point								
Offensive kick - 3 point								
Defensive kick - 1 point	3	2	1					
Defensive kick - 2 point								
Defensive kick - 3 point								
Offensive punch								
Defensive punch								
Knock down								

Contest Progress

Round 1	PEGUERO Jahaira			1		1			1
	MORA Gladys						K		
Round 2	PEGUERO Jahaira		1		K	1			K
	MORA Gladys	1					1		
Round 3	PEGUERO Jahaira							1	
	MORA Gladys						1		

Legend:					
DSQ	Won by Disqualification	G	Gam-jeom (deduction penalty)	K	Kyong-go (warning penalty)
KO	Won by Knockout	PTC	Won by Points Ceiling	PTF	Won by Final Score
PTG	Won by Points Gap	PUN	Won by Punitive Declaration	RSC	Won by Referee Stop Contest
SUP	Won by Superiority	WDR	Won by Withdrawn		

Contest Results

Resultado del combate / Resultado do Assalto

GAAL Alejandra (MEX) defeated DIEZ Julissa (PER) PTF 4:0

Colour	Name	NOC Code	Bib No	Total	Rounds				Total Deuk-jeom (points)	Total Deductions
					1	2	3	4		
Chung (Blue)	DIEZ Julissa	PER	11							
Hong (Red)	GAAL Alejandra	MEX	10	4	1		3		4	

Referee: ESPOSITO Luisa (PAN)
 Judges: AKILIAN Fernando (ARG)
 HONG HUANG Wen (ECU)
 ARROYO Louis (PUR)
 BRIZUELA Nelson (CRC)

Description	DIEZ Julissa				GAAL Alejandra			
	Round 1	Round 2	Round 3	Round 4	Round 1	Round 2	Round 3	Round 4
Kyon-go (warning penalty)	1							
Gam-jeom (deduction penalty)								
Offensive kick - 1 point					1		1	
Offensive kick - 2 point								
Offensive kick - 3 point								
Defensive kick - 1 point							2	
Defensive kick - 2 point								
Defensive kick - 3 point								
Offensive punch								
Defensive punch								
Knock down								

Contest Progress

Round 1	DIEZ Julissa									
	GAAL Alejandra									1
Round 2	DIEZ Julissa									
	GAAL Alejandra									
Round 3	DIEZ Julissa									
	GAAL Alejandra	1					1		1	

Legend:					
DSQ	Won by Disqualification	G	Gam-jeom (deduction penalty)	K	Kyong-go (warning penalty)
KO	Won by Knockout	PTC	Won by Points Ceiling	PTF	Won by Final Score
PTG	Won by Points Gap	PUN	Won by Punitive Declaration	RSC	Won by Referee Stop Contest
SUP	Won by Superiority	WDR	Won by Withdrawn		

Contest Results

Resultado del combate / Resultado do Assalto

LOPEZ Laura (ARG) defeated FERREIRA Valdirene (BRA) PTF 2:1

Colour	Name	NOC Code	Bib No	Total	Rounds				Total Deuk-jeom (points)	Total Deductions
					1	2	3	4		
Chung (Blue)	LOPEZ Laura	ARG	2	2		1	1		2	
Hong (Red)	FERREIRA Valdirene	BRA	3	1		1			1	

Referee: KWAN Linda (CAN)
Judges: BANEGAS Marco (HON)
BLANCO Martin (VEN)
PENA Sandra (COL)
CHAN KIM Myung (USA)

Description	LOPEZ Laura				FERREIRA Valdirene			
	Round 1	Round 2	Round 3	Round 4	Round 1	Round 2	Round 3	Round 4
Kyon-go (warning penalty)			1				1	
Gam-jeom (deduction penalty)								
Offensive kick - 1 point						1		
Offensive kick - 2 point								
Offensive kick - 3 point								
Defensive kick - 1 point		1	1					
Defensive kick - 2 point								
Defensive kick - 3 point								
Offensive punch								
Defensive punch								
Knock down								

Contest Progress

Round 1	LOPEZ Laura							
	FERREIRA Valdirene							
Round 2	LOPEZ Laura			1				
	FERREIRA Valdirene			1				
Round 3	LOPEZ Laura						1	K
	FERREIRA Valdirene						K	

Legend:					
DSQ	Won by Disqualification	G	Gam-jeom (deduction penalty)	K	Kyong-go (warning penalty)
KO	Won by Knockout	PTC	Won by Points Ceiling	PTF	Won by Final Score
PTG	Won by Points Gap	PUN	Won by Punitive Declaration	RSC	Won by Referee Stop Contest
SUP	Won by Superiority	WDR	Won by Withdrawn		

Contest Results

Resultado del combate / Resultado do Assalto

GONDA Ivett (CAN) defeated MENA Alejandra (CHI) PTF 2:0

Colour	Name	NOC Code	Bib No	Total	Rounds				Total Deuk-jeom (points)	Total Deductions
					1	2	3	4		
Chung (Blue)	GONDA Ivett	CAN	4	2		2			2	
Hong (Red)	MENA Alejandra	CHI	5		1				1	1

Referee: AZPEITIA Susana (MEX)
Judges: GONZALES Rolando (DOM)
ARROYO Louis (PUR)
AKILIAN Fernando (ARG)
HONG HUANG Wen (ECU)

Description	GONDA Ivett				MENA Alejandra			
	Round 1	Round 2	Round 3	Round 4	Round 1	Round 2	Round 3	Round 4
Kyon-go (warning penalty)					2			
Gam-jeom (deduction penalty)					1			
Offensive kick - 1 point		1						
Offensive kick - 2 point								
Offensive kick - 3 point								
Defensive kick - 1 point		1			1			
Defensive kick - 2 point								
Defensive kick - 3 point								
Offensive punch								
Defensive punch								
Knock down								

Contest Progress

Round 1	GONDA Ivett							
	MENA Alejandra		1		K			K
Round 2	GONDA Ivett	1					1	
	MENA Alejandra							
Round 3	GONDA Ivett							
	MENA Alejandra							

Legend:					
DSQ	Won by Disqualification	G	Gam-jeom (deduction penalty)	K	Kyong-go (warning penalty)
KO	Won by Knockout	PTC	Won by Points Ceiling	PTF	Won by Final Score
PTG	Won by Points Gap	PUN	Won by Punitive Declaration	RSC	Won by Referee Stop Contest
SUP	Won by Superiority	WDR	Won by Withdrawn		

Contest Results

Resultado del combate / Resultado do Assalto

PEGUERO Jahaira (DOM) defeated CRAIG Charlotte (USA) PTF 3:3

Colour	Name	NOC Code	Bib No	Total	Rounds				Total Deuk-jeom (points)	Total Deductions
					1	2	3	4		
Chung (Blue)	PEGUERO Jahaira	DOM	8	3		1	2		3	
Hong (Red)	CRAIG Charlotte	USA	13	3	2	1			3	

Referee: PENA Sandra (COL)
Judges: CORNELIO Chaco (ARU)
KWAN Linda (CAN)
BLANCO Martin (VEN)
BANEGAS Marco (HON)

Description	PEGUERO Jahaira				CRAIG Charlotte			
	Round 1	Round 2	Round 3	Round 4	Round 1	Round 2	Round 3	Round 4
Kyon-go (warning penalty)							1	
Gam-jeom (deduction penalty)								
Offensive kick - 1 point		1			2			
Offensive kick - 2 point								
Offensive kick - 3 point								
Defensive kick - 1 point						1		
Defensive kick - 2 point			1					
Defensive kick - 3 point								
Offensive punch								
Defensive punch								
Knock down								

Contest Progress

Round 1	PEGUERO Jahaira							
	CRAIG Charlotte					1		1
Round 2	PEGUERO Jahaira			1				
	CRAIG Charlotte					1		
Round 3	PEGUERO Jahaira							2
	CRAIG Charlotte						K	
Round 4	PEGUERO Jahaira							
	CRAIG Charlotte							

Legend:					
DSQ	Won by Disqualification	G	Gam-jeom (deduction penalty)	K	Kyong-go (warning penalty)
KO	Won by Knockout	PTC	Won by Points Ceiling	PTF	Won by Final Score
PTG	Won by Points Gap	PUN	Won by Punitive Declaration	RSC	Won by Referee Stop Contest
SUP	Won by Superiority	WDR	Won by Withdrawn		



Riocentro - Pavilion 4A
 Riocentro Pabellón 4A
 Riocentro Pavilhão 4A

14 JUL 2007
 11:00

TAEKWONDO
 TAEKWONDO / TAEKWONDO

WOMEN'S -49KG 1/8 FINAL CONTEST 6
 WOMEN'S -49KG 1/8 FINAL CONTEST 6 / WOMEN'S -49KG 1/8 FINAL CONTEST 6

Contest Results

Resultado del combate / Resultado do Assalto

MORA Gladys (COL) defeated MONTEJO Daynellis (CUB) SUP 0:0

Colour	Name	NOC Code	Bib No	Total	Rounds				Total Deuk-jeom (points)	Total Deductions
					1	2	3	4		
Chung (Blue)	MONTEJO Daynellis	CUB	7				1		1	1
Hong (Red)	MORA Gladys	COL	6							

Referee: CORDOVA Oscar (CHI)
 Judges: BRIZUELA Nelson (CRC)
 ESPOSITO Luisa (PAN)
 HONG HUANG Wen (ECU)
 AKILIAN Fernando (ARG)

Description	MONTEJO Daynellis				MORA Gladys			
	Round 1	Round 2	Round 3	Round 4	Round 1	Round 2	Round 3	Round 4
Kyon-go (warning penalty)	1		1		1			
Gam-jeom (deduction penalty)			1					
Offensive kick - 1 point			1					
Offensive kick - 2 point								
Offensive kick - 3 point								
Defensive kick - 1 point								
Defensive kick - 2 point								
Defensive kick - 3 point								
Offensive punch								
Defensive punch								
Knock down								

Contest Progress

Round 1	MONTEJO Daynellis		K
	MORA Gladys		K
Round 2	MONTEJO Daynellis		
	MORA Gladys		
Round 3	MONTEJO Daynellis	1	K
	MORA Gladys		
Round 4	MONTEJO Daynellis		
	MORA Gladys		

Legend:					
DSQ	Won by Disqualification	G	Gam-jeom (deduction penalty)	K	Kyong-go (warning penalty)
KO	Won by Knockout	PTC	Won by Points Ceiling	PTF	Won by Final Score
PTG	Won by Points Gap	PUN	Won by Punitive Declaration	RSC	Won by Referee Stop Contest
SUP	Won by Superiority	WDR	Won by Withdrawn		



Riocentro - Pavilion 4A
 Riocentro Pabellón 4A
 Riocentro Pavilhão 4A

14 JUL 2007
 11:15

TAEKWONDO
 TAEKWONDO / TAEKWONDO

WOMEN'S -49KG 1/8 FINAL CONTEST 7
 WOMEN'S -49KG 1/8 FINAL CONTEST 7 / WOMEN'S -49KG 1/8 FINAL CONTEST 7

Contest Results

Resultado del combate / Resultado do Assalto

BDQ

Colour	Name	NOC Code	Bib No	Total	Rounds				Total Deuk-jeom (points)	Total Deductions
					1	2	3	4		
Chung (Blue)	CASTAÑEDA Yolanda	GUA	9							
Hong (Red)	MULLER Lianne	AHO	1							

Referee:

Judges:

Description	CASTAÑEDA Yolanda				MULLER Lianne			
	Round 1	Round 2	Round 3	Round 4	Round 1	Round 2	Round 3	Round 4
Kyon-go (warning penalty)								
Gam-jeom (deduction penalty)								
Offensive kick - 1 point								
Offensive kick - 2 point								
Offensive kick - 3 point								
Defensive kick - 1 point								
Defensive kick - 2 point								
Defensive kick - 3 point								
Offensive punch								
Defensive punch								
Knock down								

Legend:

DSQ	Won by Disqualification	G	Gam-jeom (deduction penalty)	K	Kyong-go (warning penalty)
KO	Won by Knockout	PTC	Won by Points Ceiling	PTF	Won by Final Score
PTG	Won by Points Gap	PUN	Won by Punitive Declaration	RSC	Won by Referee Stop Contest
SUP	Won by Superiority	WDR	Won by Withdrawn		

Contest Results

Resultado del combate / Resultado do Assalto

SALAZAR Iridia (MEX) defeated CONDIE Shannon (CAN) PTF 4:0

Colour	Name	NOC Code	Bib No	Total	Rounds				Total Deuk-jeom (points)	Total Deductions
					1	2	3	4		
Chung (Blue)	SALAZAR Iridia	MEX	22	4	3	1			4	
Hong (Red)	CONDIE Shannon	CAN	17							

Referee: PENA Sandra (COL)
Judges: ESPOSITO Luisa (PAN)
CORDOVA Oscar (CHI)
GONZALES Rolando (DOM)
HONG HUANG Wen (ECU)

Description	SALAZAR Iridia				CONDIE Shannon			
	Round 1	Round 2	Round 3	Round 4	Round 1	Round 2	Round 3	Round 4
Kyon-go (warning penalty)								
Gam-jeom (deduction penalty)								
Offensive kick - 1 point		1						
Offensive kick - 2 point								
Offensive kick - 3 point								
Defensive kick - 1 point	3							
Defensive kick - 2 point								
Defensive kick - 3 point								
Offensive punch								
Defensive punch								
Knock down								

Contest Progress

Round 1	SALAZAR Iridia	1	1	1
	CONDIE Shannon			
Round 2	SALAZAR Iridia		1	
	CONDIE Shannon			
Round 3	SALAZAR Iridia			
	CONDIE Shannon			

Legend:					
DSQ	Won by Disqualification	G	Gam-jeom (deduction penalty)	K	Kyong-go (warning penalty)
KO	Won by Knockout	PTC	Won by Points Ceiling	PTF	Won by Final Score
PTG	Won by Points Gap	PUN	Won by Punitive Declaration	RSC	Won by Referee Stop Contest
SUP	Won by Superiority	WDR	Won by Withdrawn		

Contest Results

Resultado del combate / Resultado do Assalto

SALAZAR Iridia (MEX)

defeated

ROSARIO Yaimara (CUB)
PTF 2:1

Colour	Name	NOC Code	Bib No	Total	Rounds				Total Deuk-jeom (points)	Total Deductions
					1	2	3	4		
Chung (Blue)	ROSARIO Yaimara	CUB	18	1			1		1	
Hong (Red)	SALAZAR Iridia	MEX	22	2	1		1		2	

 Referee: KWAN Linda (CAN)
 Judges: AKILIAN Fernando (ARG)
 PENA Sandra (COL)
 BLANCO Martin (VEN)
 KIM Myung Chan (USA)

Description	ROSARIO Yaimara				SALAZAR Iridia			
	Round 1	Round 2	Round 3	Round 4	Round 1	Round 2	Round 3	Round 4
Kyon-go (warning penalty)								
Gam-jeom (deduction penalty)								
Offensive kick - 1 point			1				1	
Offensive kick - 2 point								
Offensive kick - 3 point								
Defensive kick - 1 point					1			
Defensive kick - 2 point								
Defensive kick - 3 point								
Offensive punch								
Defensive punch								
Knock down								

Contest Progress

Round 1	ROSARIO Yaimara								
	SALAZAR Iridia								1
Round 2	ROSARIO Yaimara								
	SALAZAR Iridia								
Round 3	ROSARIO Yaimara								1
	SALAZAR Iridia						1		

Legend:

DSQ	Won by Disqualification	G	Gam-jeom (deduction penalty)	K	Kyong-go (warning penalty)
KO	Won by Knockout	PTC	Won by Points Ceiling	PTF	Won by Final Score
PTG	Won by Points Gap	PUN	Won by Punitive Declaration	RSC	Won by Referee Stop Contest
SUP	Won by Superiority	WDR	Won by Withdrawn		

Contest Results

Resultado del combate / Resultado do Assalto

CONDIE Shannon (CAN) defeated BOUDY Rocio (ARG) PTF 4:0

Colour	Name	NOC Code	Bib No	Total	Rounds				Total Deuk-jeom (points)	Total Deductions
					1	2	3	4		
Chung (Blue)	BOUDY Rocio	ARG	15							
Hong (Red)	CONDIE Shannon	CAN	17	4		1	3		4	

Referee: ESPOSITO Luisa (PAN)
Judges: TUJEEHUT Paul (AHO)
CORNELIO Chaco (ARU)
BRIZUELA Nelson (CRC)
ARROYO Louis (PUR)

Description	BOUDY Rocio				CONDIE Shannon			
	Round 1	Round 2	Round 3	Round 4	Round 1	Round 2	Round 3	Round 4
Kyon-go (warning penalty)	1						1	
Gam-jeom (deduction penalty)								
Offensive kick - 1 point								
Offensive kick - 2 point								
Offensive kick - 3 point								
Defensive kick - 1 point						1	1	
Defensive kick - 2 point							1	
Defensive kick - 3 point								
Offensive punch								
Defensive punch								
Knock down								

Contest Progress

Round 1	BOUDY Rocio									K
	CONDIE Shannon									
Round 2	BOUDY Rocio									
	CONDIE Shannon					1				
Round 3	BOUDY Rocio									
	CONDIE Shannon					2		1		K

Legend:					
DSQ	Won by Disqualification	G	Gam-jeom (deduction penalty)	K	Kyong-go (warning penalty)
KO	Won by Knockout	PTC	Won by Points Ceiling	PTF	Won by Final Score
PTG	Won by Points Gap	PUN	Won by Punitive Declaration	RSC	Won by Referee Stop Contest
SUP	Won by Superiority	WDR	Won by Withdrawn		

Contest Results

Resultado del combate / Resultado do Assalto

ROSARIO Yaimara (CUB)

defeated

VASQUEZ Laura (ESA)
PTF 2:0

Colour	Name	NOC Code	Bib No	Total	Rounds				Total Deuk-jeom (points)	Total Deductions
					1	2	3	4		
Chung (Blue)	VASQUEZ Laura	ESA	20							
Hong (Red)	ROSARIO Yaimara	CUB	18	2	2				2	

Referee: HONG HUANG Wen (ECU)
 Judges: GONZALES Rolando (DOM)
 ESPOSITO Luisa (PAN)
 BRIZUELA Nelson (CRC)
 AKILIAN Fernando (ARG)

Description	VASQUEZ Laura				ROSARIO Yaimara			
	Round 1	Round 2	Round 3	Round 4	Round 1	Round 2	Round 3	Round 4
Kyon-go (warning penalty)	1				1			
Gam-jeom (deduction penalty)								
Offensive kick - 1 point					2			
Offensive kick - 2 point								
Offensive kick - 3 point								
Defensive kick - 1 point								
Defensive kick - 2 point								
Defensive kick - 3 point								
Offensive punch								
Defensive punch								
Knock down								

Contest Progress

Round 1	VASQUEZ Laura		K			
	ROSARIO Yaimara		K	1	1	
Round 2	VASQUEZ Laura					
	ROSARIO Yaimara					
Round 3	VASQUEZ Laura					
	ROSARIO Yaimara					

Legend:

DSQ Won by Disqualification
KO Won by Knockout
PTG Won by Points Gap
SUP Won by Superiority

G Gam-jeom (deduction penalty)
PTC Won by Points Ceiling
PUN Won by Punitive Declaration
WDR Won by Withdrawn

K Kyong-go (warning penalty)
PTF Won by Final Score
RSC Won by Referee Stop Contest

Contest Results

Resultado del combate / Resultado do Assalto

SALAZAR Iridia (MEX) defeated **MARIÑO Miladys (VEN)** **PTF 2:0**

Colour	Name	NOC Code	Bib No	Total	Rounds				Total Deuk-jeom (points)	Total Deductions
					1	2	3	4		
Chung (Blue)	SALAZAR Iridia	MEX	22	2	2				2	
Hong (Red)	MARIÑO Miladys	VEN	26							

Referee: KIM Myung Chan (USA)
Judges: TUJEEHUT Paul (AHO)
CORNELIO Chaco (ARU)
BANEGAS Marco (HON)
PENA Sandra (COL)

Description	SALAZAR Iridia				MARIÑO Miladys			
	Round 1	Round 2	Round 3	Round 4	Round 1	Round 2	Round 3	Round 4
Kyon-go (warning penalty)			1				1	
Gam-jeom (deduction penalty)								
Offensive kick - 1 point								
Offensive kick - 2 point								
Offensive kick - 3 point								
Defensive kick - 1 point	2							
Defensive kick - 2 point								
Defensive kick - 3 point								
Offensive punch								
Defensive punch								
Knock down								

Contest Progress

Round 1	SALAZAR Iridia	1	1
	MARIÑO Miladys		
Round 2	SALAZAR Iridia		
	MARIÑO Miladys		
Round 3	SALAZAR Iridia		
	MARIÑO Miladys		K

Legend:					
DSQ	Won by Disqualification	G	Gam-jeom (deduction penalty)	K	Kyong-go (warning penalty)
KO	Won by Knockout	PTC	Won by Points Ceiling	PTF	Won by Final Score
PTG	Won by Points Gap	PUN	Won by Punitive Declaration	RSC	Won by Referee Stop Contest
SUP	Won by Superiority	WDR	Won by Withdrawn		

Contest Results

Resultado del combate / Resultado do Assalto

BOUDY Rocio (ARG)

defeated

CARIAS Euda (GUA)

PTF 2:1

Colour	Name	NOC Code	Bib No	Total	Rounds				Total Deuk-jeom (points)	Total Deductions
					1	2	3	4		
Chung (Blue)	CARIAS Euda	GUA	21	1	1				1	
Hong (Red)	BOUDY Rocio	ARG	15	2	1	1			2	

Referee: GONZALES Rolando (DOM)
Judges: CORDOVA Oscar (CHI)
ARROYO Louis (PUR)
ESPOSITO Luisa (PAN)
BRIZUELA Nelson (CRC)

Description	CARIAS Euda				BOUDY Rocio			
	Round 1	Round 2	Round 3	Round 4	Round 1	Round 2	Round 3	Round 4
Kyon-go (warning penalty)						1		
Gam-jeom (deduction penalty)								
Offensive kick - 1 point	1							
Offensive kick - 2 point								
Offensive kick - 3 point								
Defensive kick - 1 point					1	1		
Defensive kick - 2 point								
Defensive kick - 3 point								
Offensive punch								
Defensive punch								
Knock down								

Contest Progress

Round 1	CARIAS Euda							1
	BOUDY Rocio							1
Round 2	CARIAS Euda							
	BOUDY Rocio						1	K
Round 3	CARIAS Euda							
	BOUDY Rocio							

Legend:					
DSQ	Won by Disqualification	G	Gam-jeom (deduction penalty)	K	Kyong-go (warning penalty)
KO	Won by Knockout	PTC	Won by Points Ceiling	PTF	Won by Final Score
PTG	Won by Points Gap	PUN	Won by Punitive Declaration	RSC	Won by Referee Stop Contest
SUP	Won by Superiority	WDR	Won by Withdrawn		

Contest Results

Resultado del combate / Resultado do Assalto

CONDIE Shannon (CAN) defeated HOLMQUIST Danielle (USA) PTF 5:0

Colour	Name	NOC Code	Bib No	Total	Rounds				Total Deuk-jeom (points)	Total Deductions
					1	2	3	4		
Chung (Blue)	CONDIE Shannon	CAN	17	5	1	3	1		5	
Hong (Red)	HOLMQUIST Danielle	USA	25							

Referee: BLANCO Martin (VEN)
Judges: CORNELIO Chaco (ARU)
TUJEEHUT Paul (AHO)
PENA Sandra (COL)
BANEGAS Marco (HON)

Description	CONDIE Shannon				HOLMQUIST Danielle			
	Round 1	Round 2	Round 3	Round 4	Round 1	Round 2	Round 3	Round 4
Kyon-go (warning penalty)						1		
Gam-jeom (deduction penalty)								
Offensive kick - 1 point	1		1					
Offensive kick - 2 point								
Offensive kick - 3 point								
Defensive kick - 1 point		1						
Defensive kick - 2 point		1						
Defensive kick - 3 point								
Offensive punch								
Defensive punch								
Knock down								

Contest Progress

Round 1	CONDIE Shannon								1
	HOLMQUIST Danielle								
Round 2	CONDIE Shannon								2
	HOLMQUIST Danielle								K
Round 3	CONDIE Shannon		1						
	HOLMQUIST Danielle								

Legend:

DSQ	Won by Disqualification	G	Gam-jeom (deduction penalty)	K	Kyong-go (warning penalty)
KO	Won by Knockout	PTC	Won by Points Ceiling	PTF	Won by Final Score
PTG	Won by Points Gap	PUN	Won by Punitive Declaration	RSC	Won by Referee Stop Contest
SUP	Won by Superiority	WDR	Won by Withdrawn		

Contest Results

Resultado del combate / Resultado do Assalto

ROSARIO Yaimara (CUB) defeated TIFFER Estela (NCA) SUP 1:1

Colour	Name	NOC Code	Bib No	Total	Rounds				Total Deuk-jeom (points)	Total Deductions
					1	2	3	4		
Chung (Blue)	ROSARIO Yaimara	CUB	18	1	1	1			2	1
Hong (Red)	TIFFER Estela	NCA	23	1		1			1	

Referee: KWAN Linda (CAN)
Judges: PENA Sandra (COL)
TUJEEHUT Paul (AHO)
BLANCO Martin (VEN)
BANEGAS Marco (HON)

Description	ROSARIO Yaimara				TIFFER Estela			
	Round 1	Round 2	Round 3	Round 4	Round 1	Round 2	Round 3	Round 4
Kyon-go (warning penalty)			2					
Gam-jeom (deduction penalty)			1					
Offensive kick - 1 point	1							
Offensive kick - 2 point								
Offensive kick - 3 point								
Defensive kick - 1 point		1				1		
Defensive kick - 2 point								
Defensive kick - 3 point								
Offensive punch								
Defensive punch								
Knock down								

Contest Progress

Round 1	ROSARIO Yaimara		1	
	TIFFER Estela			
Round 2	ROSARIO Yaimara	1		
	TIFFER Estela			1
Round 3	ROSARIO Yaimara		K	K
	TIFFER Estela			
Round 4	ROSARIO Yaimara			
	TIFFER Estela			

Legend:					
DSQ	Won by Disqualification	G	Gam-jeom (deduction penalty)	K	Kyong-go (warning penalty)
KO	Won by Knockout	PTC	Won by Points Ceiling	PTF	Won by Final Score
PTG	Won by Points Gap	PUN	Won by Punitive Declaration	RSC	Won by Referee Stop Contest
SUP	Won by Superiority	WDR	Won by Withdrawn		

Contest Results

Resultado del combate / Resultado do Assalto

SALAZAR Iridia (MEX)

defeated

DINANYINS Fulcar (DOM)
PTF 4:0

Colour	Name	NOC Code	Bib No	Total	Rounds				Total Deuk-jeom (points)	Total Deductions
					1	2	3	4		
Chung (Blue)	SALAZAR Iridia	MEX	22	4	2	1	1		4	
Hong (Red)	DINANYINS Fulcar	DOM	19		1				1	1

 Referee: ESPOSITO Luisa (PAN)
 Judges: AKILIAN Fernando (ARG)
 ARROYO Louis (PUR)
 CORDOVA Oscar (CHI)
 HONG HUANG Wen (ECU)

Description	SALAZAR Iridia				DINANYINS Fulcar			
	Round 1	Round 2	Round 3	Round 4	Round 1	Round 2	Round 3	Round 4
Kyon-go (warning penalty)		1				1	2	
Gam-jeom (deduction penalty)							1	
Offensive kick - 1 point	1							
Offensive kick - 2 point								
Offensive kick - 3 point								
Defensive kick - 1 point	1	1	1		1			
Defensive kick - 2 point								
Defensive kick - 3 point								
Offensive punch								
Defensive punch								
Knock down								

Contest Progress

Round 1	SALAZAR Iridia					1		1
	DINANYINS Fulcar							1
Round 2	SALAZAR Iridia				1			K
	DINANYINS Fulcar							K
Round 3	SALAZAR Iridia		1					
	DINANYINS Fulcar			K		K		

Legend:

DSQ	Won by Disqualification	G	Gam-jeom (deduction penalty)	K	Kyong-go (warning penalty)
KO	Won by Knockout	PTC	Won by Points Ceiling	PTF	Won by Final Score
PTG	Won by Points Gap	PUN	Won by Punitive Declaration	RSC	Won by Referee Stop Contest
SUP	Won by Superiority	WDR	Won by Withdrawn		

Contest Results

Resultado del combate / Resultado do Assalto

BOUDY Rocio (ARG) defeated ROMAN Aurora (PUR) PTF 2:1

Colour	Name	NOC Code	Bib No	Total	Rounds				Total Deuk-jeom (points)	Total Deductions
					1	2	3	4		
Chung (Blue)	ROMAN Aurora	PUR	24	1	1				1	
Hong (Red)	BOUDY Rocio	ARG	15	2	1	1	1		3	1

Referee: AZPEITIA Susana (MEX)
Judges: BRIZUELA Nelson (CRC)
HONG HUANG Wen (ECU)
GONZALES Rolando (DOM)
CORDOVA Oscar (CHI)

Description	ROMAN Aurora				BOUDY Rocio			
	Round 1	Round 2	Round 3	Round 4	Round 1	Round 2	Round 3	Round 4
Kyon-go (warning penalty)						1	1	
Gam-jeom (deduction penalty)							1	
Offensive kick - 1 point					1	1	1	
Offensive kick - 2 point								
Offensive kick - 3 point								
Defensive kick - 1 point	1							
Defensive kick - 2 point								
Defensive kick - 3 point								
Offensive punch								
Defensive punch								
Knock down								

Contest Progress

Round 1	ROMAN Aurora						1	
	BOUDY Rocio						1	
Round 2	ROMAN Aurora							
	BOUDY Rocio					1		K
Round 3	ROMAN Aurora							
	BOUDY Rocio		1					

Legend:					
DSQ	Won by Disqualification	G	Gam-jeom (deduction penalty)	K	Kyong-go (warning penalty)
KO	Won by Knockout	PTC	Won by Points Ceiling	PTF	Won by Final Score
PTG	Won by Points Gap	PUN	Won by Punitive Declaration	RSC	Won by Referee Stop Contest
SUP	Won by Superiority	WDR	Won by Withdrawn		



Riocentro - Pavilion 4A
 Riocentro Pabellón 4A
 Riocentro Pavilhão 4A

15 JUL 2007
 10:15

TAEKWONDO
 TAEKWONDO / TAEKWONDO

WOMEN'S -57KG 1/8 FINAL CONTEST 7
 WOMEN'S -57KG 1/8 FINAL CONTEST 7 / WOMEN'S -57KG 1/8 FINAL CONTEST 7

Contest Results

Resultado del combate / Resultado do Assalto

CONDIE Shannon (CAN) defeated NUNES Debora (BRA) SUP 3:3

Colour	Name	NOC Code	Bib No	Total	Rounds				Total Deuk-jeom (points)	Total Deductions
					1	2	3	4		
Chung (Blue)	NUNES Debora	BRA	16	3	1	1	1		3	
Hong (Red)	CONDIE Shannon	CAN	17	3	1	1	1		3	

Referee: PENA Sandra (COL)
 Judges: CORNELIO Chaco (ARU)
 BANEGAS Marco (HON)
 TUJEEHUT Paul (AHO)
 BLANCO Martin (VEN)

Description	NUNES Debora				CONDIE Shannon			
	Round 1	Round 2	Round 3	Round 4	Round 1	Round 2	Round 3	Round 4
Kyon-go (warning penalty)								
Gam-jeom (deduction penalty)								
Offensive kick - 1 point			1					
Offensive kick - 2 point								
Offensive kick - 3 point								
Defensive kick - 1 point	1	1			1	1	1	
Defensive kick - 2 point								
Defensive kick - 3 point								
Offensive punch								
Defensive punch								
Knock down								

Legend:					
DSQ	Won by Disqualification	G	Gam-jeom (deduction penalty)	K	Kyong-go (warning penalty)
KO	Won by Knockout	PTC	Won by Points Ceiling	PTF	Won by Final Score
PTG	Won by Points Gap	PUN	Won by Punitive Declaration	RSC	Won by Referee Stop Contest
SUP	Won by Superiority	WDR	Won by Withdrawn		

Contest Results

Resultado del combate / Resultado do Assalto

SERGERIE Karine (CAN) defeated JUAREZ Heidy (GUA) PTF 8:2

Colour	Name	NOC Code	Bib No	Total	Rounds				Total Deuk-jeom (points)	Total Deductions
					1	2	3	4		
Chung (Blue)	JUAREZ Heidy	GUA	33	2	2				2	
Hong (Red)	SERGERIE Karine	CAN	29	8	2	3	3		8	

Referee: PENA Sandra (COL)
Judges: AKILIAN Fernando (ARG)
ESPOSITO Luisa (PAN)
CORNELIO Chaco (ARU)
BLANCO Martin (VEN)

Description	JUAREZ Heidy				SERGERIE Karine			
	Round 1	Round 2	Round 3	Round 4	Round 1	Round 2	Round 3	Round 4
Kyon-go (warning penalty)							1	
Gam-jeom (deduction penalty)								
Offensive kick - 1 point					1	1	1	
Offensive kick - 2 point								
Offensive kick - 3 point								
Defensive kick - 1 point	2				1	2	2	
Defensive kick - 2 point								
Defensive kick - 3 point								
Offensive punch								
Defensive punch								
Knock down								

Contest Progress

Round 1	JUAREZ Heidy	1	1					
	SERGERIE Karine			1				1
Round 2	JUAREZ Heidy							
	SERGERIE Karine			1	1			1
Round 3	JUAREZ Heidy							
	SERGERIE Karine		1		1	K	1	

Legend:					
DSQ	Won by Disqualification	G	Gam-jeom (deduction penalty)	K	Kyong-go (warning penalty)
KO	Won by Knockout	PTC	Won by Points Ceiling	PTF	Won by Final Score
PTG	Won by Points Gap	PUN	Won by Punitive Declaration	RSC	Won by Referee Stop Contest
SUP	Won by Superiority	WDR	Won by Withdrawn		

Contest Results

Resultado del combate / Resultado do Assalto

JUAREZ Heidy (GUA) defeated LEAL Nohemar (VEN) PTF 3:2

Colour	Name	NOC Code	Bib No	Total	Rounds				Total Deuk-jeom (points)	Total Deductions
					1	2	3	4		
Chung (Blue)	LEAL Nohemar	VEN	37	2		2			2	
Hong (Red)	JUAREZ Heidy	GUA	33	3	1	1	1		3	

Referee: KWAN Linda (CAN)
Judges: ESPOSITO Luisa (PAN)
HONG HUANG Wen (ECU)
GONZALES Rolando (DOM)
TUJEEHUT Paul (AHO)

Description	LEAL Nohemar				JUAREZ Heidy			
	Round 1	Round 2	Round 3	Round 4	Round 1	Round 2	Round 3	Round 4
Kyon-go (warning penalty)			1					
Gam-jeom (deduction penalty)								
Offensive kick - 1 point					1		1	
Offensive kick - 2 point								
Offensive kick - 3 point								
Defensive kick - 1 point		2				1		
Defensive kick - 2 point								
Defensive kick - 3 point								
Offensive punch								
Defensive punch								
Knock down								

Contest Progress

Round 1	LEAL Nohemar								
	JUAREZ Heidy						1		
Round 2	LEAL Nohemar	1				1			
	JUAREZ Heidy								1
Round 3	LEAL Nohemar			K					
	JUAREZ Heidy				1				

Legend:					
DSQ	Won by Disqualification	G	Gam-jeom (deduction penalty)	K	Kyong-go (warning penalty)
KO	Won by Knockout	PTC	Won by Points Ceiling	PTF	Won by Final Score
PTG	Won by Points Gap	PUN	Won by Punitive Declaration	RSC	Won by Referee Stop Contest
SUP	Won by Superiority	WDR	Won by Withdrawn		

Contest Results

Resultado del combate / Resultado do Assalto

SERGERIE Karine (CAN) defeated OCASIO Asuncion (PUR) PTF 7:0

Colour	Name	NOC Code	Bib No	Total	Rounds				Total Deuk-jeom (points)	Total Deductions
					1	2	3	4		
Chung (Blue)	OCASIO Asuncion	PUR	35							
Hong (Red)	SERGERIE Karine	CAN	29	7	1	3	3		7	

Referee: AZPEITIA Susana (MEX)
Judges: PENA Sandra (COL)
KIM Myung Chan (USA)
ESPOSITO Luisa (PAN)
HONG HUANG Wen (ECU)

Description	OCASIO Asuncion				SERGERIE Karine			
	Round 1	Round 2	Round 3	Round 4	Round 1	Round 2	Round 3	Round 4
Kyon-go (warning penalty)		1						
Gam-jeom (deduction penalty)								
Offensive kick - 1 point					1	2	1	
Offensive kick - 2 point								
Offensive kick - 3 point								
Defensive kick - 1 point						1	2	
Defensive kick - 2 point								
Defensive kick - 3 point								
Offensive punch								
Defensive punch								
Knock down								

Contest Progress

Round 1	OCASIO Asuncion							
	SERGERIE Karine				1			
Round 2	OCASIO Asuncion				K			
	SERGERIE Karine		1	1			1	
Round 3	OCASIO Asuncion							
	SERGERIE Karine		1				1	1

Legend:					
DSQ	Won by Disqualification	G	Gam-jeom (deduction penalty)	K	Kyong-go (warning penalty)
KO	Won by Knockout	PTC	Won by Points Ceiling	PTF	Won by Final Score
PTG	Won by Points Gap	PUN	Won by Punitive Declaration	RSC	Won by Referee Stop Contest
SUP	Won by Superiority	WDR	Won by Withdrawn		

Contest Results

Resultado del combate / Resultado do Assalto

LEAL Nohemar (VEN) defeated MONTES Deysy (DOM) PTF 3:1

Colour	Name	NOC Code	Bib No	Total	Rounds				Total Deuk-jeom (points)	Total Deductions
					1	2	3	4		
Chung (Blue)	MONTES Deysy	DOM	32	1	1				1	
Hong (Red)	LEAL Nohemar	VEN	37	3		1	2		3	

Referee: KIM Myung Chan (USA)
Judges: BANEGAS Marco (HON)
TUJEEHUT Paul (AHO)
PENA Sandra (COL)
CORNELIO Chaco (ARU)

Description	MONTES Deysy				LEAL Nohemar			
	Round 1	Round 2	Round 3	Round 4	Round 1	Round 2	Round 3	Round 4
Kyon-go (warning penalty)								
Gam-jeom (deduction penalty)								
Offensive kick - 1 point						1	1	
Offensive kick - 2 point								
Offensive kick - 3 point								
Defensive kick - 1 point	1						1	
Defensive kick - 2 point								
Defensive kick - 3 point								
Offensive punch								
Defensive punch								
Knock down								

Contest Progress

Round 1	MONTES Deysy	1	
	LEAL Nohemar		
Round 2	MONTES Deysy		
	LEAL Nohemar	1	
Round 3	MONTES Deysy		
	LEAL Nohemar	1	1

Legend:					
DSQ	Won by Disqualification	G	Gam-jeom (deduction penalty)	K	Kyong-go (warning penalty)
KO	Won by Knockout	PTC	Won by Points Ceiling	PTF	Won by Final Score
PTG	Won by Points Gap	PUN	Won by Punitive Declaration	RSC	Won by Referee Stop Contest
SUP	Won by Superiority	WDR	Won by Withdrawn		

Contest Results

Resultado del combate / Resultado do Assalto

JUAREZ Heidy (GUA)

defeated

MOREL Dahiana (PAR)
PTF 5:3

Colour	Name	NOC Code	Bib No	Total	Rounds				Total Deuk-jeom (points)	Total Deductions
					1	2	3	4		
Chung (Blue)	JUAREZ Heidy	GUA	33	5		2	3		5	
Hong (Red)	MOREL Dahiana	PAR	34	3	2		2		4	1

Referee: GONZALES Rolando (DOM)

Judges: ESPOSITO Luisa (PAN)

BRIZUELA Nelson (CRC)

AKILIAN Fernando (ARG)

CORDOVA Oscar (CHI)

Description	JUAREZ Heidy				MOREL Dahiana			
	Round 1	Round 2	Round 3	Round 4	Round 1	Round 2	Round 3	Round 4
Kyon-go (warning penalty)						1	1	
Gam-jeom (deduction penalty)							1	
Offensive kick - 1 point		1			2		2	
Offensive kick - 2 point								
Offensive kick - 3 point								
Defensive kick - 1 point		1	3					
Defensive kick - 2 point								
Defensive kick - 3 point								
Offensive punch								
Defensive punch								
Knock down								

Contest Progress

Round 1	JUAREZ Heidy							
	MOREL Dahiana				1			1
Round 2	JUAREZ Heidy		1					1
	MOREL Dahiana				K			
Round 3	JUAREZ Heidy			1		1		1
	MOREL Dahiana				1	1		K

Legend:
DSQ Won by Disqualification

KO Won by Knockout

PTG Won by Points Gap

SUP Won by Superiority

G Gam-jeom (deduction penalty)

PTC Won by Points Ceiling

PUN Won by Punitive Declaration

WDR Won by Withdrawn

K Kyong-go (warning penalty)

PTF Won by Final Score

RSC Won by Referee Stop Contest

Contest Results

Resultado del combate / Resultado do Assalto

OCASIO Asuncion (PUR) defeated LOPEZ Jade (USA) PTF 3:2

Colour	Name	NOC Code	Bib No	Total	Rounds				Total Deuk-jeom (points)	Total Deductions
					1	2	3	4		
Chung (Blue)	LOPEZ Jade	USA	36	2		1	1		2	
Hong (Red)	OCASIO Asuncion	PUR	35	3	1	2	1		4	1

Referee: ESPOSITO Luisa (PAN)
Judges: AKILIAN Fernando (ARG)
AZPEITIA Susana (MEX)
HONG HUANG Wen (ECU)
BRIZUELA Nelson (CRC)

Description	LOPEZ Jade				OCASIO Asuncion			
	Round 1	Round 2	Round 3	Round 4	Round 1	Round 2	Round 3	Round 4
Kyon-go (warning penalty)			1			1	1	
Gam-jeom (deduction penalty)							1	
Offensive kick - 1 point		1	1			1		
Offensive kick - 2 point								
Offensive kick - 3 point								
Defensive kick - 1 point					1	1	1	
Defensive kick - 2 point								
Defensive kick - 3 point								
Offensive punch								
Defensive punch								
Knock down								

Contest Progress

Round 1	LOPEZ Jade							
	OCASIO Asuncion		1					
Round 2	LOPEZ Jade	1						
	OCASIO Asuncion				1	1		K
Round 3	LOPEZ Jade			1				K
	OCASIO Asuncion			1			K	

Legend:					
DSQ	Won by Disqualification	G	Gam-jeom (deduction penalty)	K	Kyong-go (warning penalty)
KO	Won by Knockout	PTC	Won by Points Ceiling	PTF	Won by Final Score
PTG	Won by Points Gap	PUN	Won by Punitive Declaration	RSC	Won by Referee Stop Contest
SUP	Won by Superiority	WDR	Won by Withdrawn		

Contest Results

Resultado del combate / Resultado do Assalto

SERGERIE Karine (CAN) defeated CASTELLANOS Taimi (CUB) PTF 1:0

Colour	Name	NOC Code	Bib No	Total	Rounds				Total Deuk-jeom (points)	Total Deductions
					1	2	3	4		
Chung (Blue)	SERGERIE Karine	CAN	29	1	1				1	
Hong (Red)	CASTELLANOS Taimi	CUB	31							

Referee: TUJEEHUT Paul (AHO)
Judges: PENA Sandra (COL)
BLANCO Martin (VEN)
KIM Myung Chan (USA)
BANEGAS Marco (HON)

Description	SERGERIE Karine				CASTELLANOS Taimi			
	Round 1	Round 2	Round 3	Round 4	Round 1	Round 2	Round 3	Round 4
Kyon-go (warning penalty)					1			
Gam-jeom (deduction penalty)								
Offensive kick - 1 point	1							
Offensive kick - 2 point								
Offensive kick - 3 point								
Defensive kick - 1 point								
Defensive kick - 2 point								
Defensive kick - 3 point								
Offensive punch								
Defensive punch								
Knock down								

Contest Progress

Round 1	SERGERIE Karine	1	CASTELLANOS Taimi	K
Round 2	SERGERIE Karine		CASTELLANOS Taimi	
Round 3	SERGERIE Karine		CASTELLANOS Taimi	

Legend:					
DSQ	Won by Disqualification	G	Gam-jeom (deduction penalty)	K	Kyong-go (warning penalty)
KO	Won by Knockout	PTC	Won by Points Ceiling	PTF	Won by Final Score
PTG	Won by Points Gap	PUN	Won by Punitive Declaration	RSC	Won by Referee Stop Contest
SUP	Won by Superiority	WDR	Won by Withdrawn		

Contest Results

Resultado del combate / Resultado do Assalto

LEAL Nohemar (VEN) defeated ISOLDI Luciana (ARG) PTF 4:0

Colour	Name	NOC Code	Bib No	Total	Rounds				Total Deuk-jeom (points)	Total Deductions
					1	2	3	4		
Chung (Blue)	LEAL Nohemar	VEN	37	4		1	4		5	1
Hong (Red)	ISOLDI Luciana	ARG	27		1				1	1

Referee: KWAN Linda (CAN)
Judges: KIM Myung Chan (USA)
SEON LIM Chang (BRA)
BANEGAS Marco (HON)
CORNELIO Chaco (ARU)

Description	LEAL Nohemar				ISOLDI Luciana			
	Round 1	Round 2	Round 3	Round 4	Round 1	Round 2	Round 3	Round 4
Kyon-go (warning penalty)		1	1			1	1	
Gam-jeom (deduction penalty)			1				1	
Offensive kick - 1 point			1					
Offensive kick - 2 point								
Offensive kick - 3 point								
Defensive kick - 1 point		1	3		1			
Defensive kick - 2 point								
Defensive kick - 3 point								
Offensive punch								
Defensive punch								
Knock down								

Contest Progress

Round 1	LEAL Nohemar								
	ISOLDI Luciana								1
Round 2	LEAL Nohemar					K 1			
	ISOLDI Luciana					K			
Round 3	LEAL Nohemar		1		1	K 1		1	
	ISOLDI Luciana					K			

Legend:					
DSQ	Won by Disqualification	G	Gam-jeom (deduction penalty)	K	Kyong-go (warning penalty)
KO	Won by Knockout	PTC	Won by Points Ceiling	PTF	Won by Final Score
PTG	Won by Points Gap	PUN	Won by Punitive Declaration	RSC	Won by Referee Stop Contest
SUP	Won by Superiority	WDR	Won by Withdrawn		

Contest Results

Resultado del combate / Resultado do Assalto

OCASIO Asuncion (PUR) defeated **ALVARADO Katherine (CRC)** **PTF 2:0**

Colour	Name	NOC Code	Bib No	Total	Rounds				Total Deuk-jeom (points)	Total Deductions
					1	2	3	4		
Chung (Blue)	ALVARADO Katherine	CRC	30			1	1		2	2
Hong (Red)	OCASIO Asuncion	PUR	35	2			3		3	1

Referee: AZPEITIA Susana (MEX)
Judges: HONG HUANG Wen (ECU)
ESPOSITO Luisa (PAN)
CORDOVA Oscar (CHI)
GONZALES Rolando (DOM)

Description	ALVARADO Katherine				OCASIO Asuncion			
	Round 1	Round 2	Round 3	Round 4	Round 1	Round 2	Round 3	Round 4
Kyon-go (warning penalty)	1	3			1	1		
Gam-jeom (deduction penalty)		2				1		
Offensive kick - 1 point							1	
Offensive kick - 2 point								
Offensive kick - 3 point								
Defensive kick - 1 point		1	1				2	
Defensive kick - 2 point								
Defensive kick - 3 point								
Offensive punch								
Defensive punch								
Knock down								

Contest Progress

Round 1	ALVARADO Katherine									K
	OCASIO Asuncion									K
Round 2	ALVARADO Katherine		1							K K
	OCASIO Asuncion									K
Round 3	ALVARADO Katherine		1							
	OCASIO Asuncion			2						1

Legend:					
DSQ	Won by Disqualification	G	Gam-jeom (deduction penalty)	K	Kyong-go (warning penalty)
KO	Won by Knockout	PTC	Won by Points Ceiling	PTF	Won by Final Score
PTG	Won by Points Gap	PUN	Won by Punitive Declaration	RSC	Won by Referee Stop Contest
SUP	Won by Superiority	WDR	Won by Withdrawn		

Contest Results

Resultado del combate / Resultado do Assalto

SERGERIE Karine (CAN) defeated **FERREIRA Erica (BRA)** **PTF 4:1**

Colour	Name	NOC Code	Bib No	Total	Rounds				Total Deuk-jeom (points)	Total Deductions
					1	2	3	4		
Chung (Blue)	SERGERIE Karine	CAN	29	4	1	2	1		4	
Hong (Red)	FERREIRA Erica	BRA	28	1			1		1	

Referee: PENA Sandra (COL)
Judges: CORNELIO Chaco (ARU)
BANEGAS Marco (HON)
BLANCO Martin (VEN)
TUJEEHUT Paul (AHO)

Description	SERGERIE Karine				FERREIRA Erica			
	Round 1	Round 2	Round 3	Round 4	Round 1	Round 2	Round 3	Round 4
Kyon-go (warning penalty)						1		
Gam-jeom (deduction penalty)								
Offensive kick - 1 point	1	1	1				1	
Offensive kick - 2 point								
Offensive kick - 3 point								
Defensive kick - 1 point		1						
Defensive kick - 2 point								
Defensive kick - 3 point								
Offensive punch								
Defensive punch								
Knock down								

Contest Progress

Round 1	SERGERIE Karine	1						
	FERREIRA Erica							
Round 2	SERGERIE Karine				1		1	
	FERREIRA Erica							K
Round 3	SERGERIE Karine							1
	FERREIRA Erica							1

Legend:					
DSQ	Won by Disqualification	G	Gam-jeom (deduction penalty)	K	Kyong-go (warning penalty)
KO	Won by Knockout	PTC	Won by Points Ceiling	PTF	Won by Final Score
PTG	Won by Points Gap	PUN	Won by Punitive Declaration	RSC	Won by Referee Stop Contest
SUP	Won by Superiority	WDR	Won by Withdrawn		

Contest Results

Resultado del combate / Resultado do Assalto

ESPINOZA Rosario (MEX)

defeated

SILVA Natalia (BRA)
PTF 1:0

Colour	Name	NOC Code	Bib No	Total	Rounds				Total Deuk-jeom (points)	Total Deductions
					1	2	3	4		
Chung (Blue)	ESPINOZA Rosario	MEX	45	1			1		1	
Hong (Red)	SILVA Natalia	BRA	39							

 Referee: PENA Sandra (COL)
 Judges: KIM Myung Chan (USA)
 HONG HUANG Wen (ECU)
 BANEGAS Marco (HON)
 BRIZUELA Nelson (CRC)

Description	ESPINOZA Rosario				SILVA Natalia			
	Round 1	Round 2	Round 3	Round 4	Round 1	Round 2	Round 3	Round 4
Kyon-go (warning penalty)								
Gam-jeom (deduction penalty)								
Offensive kick - 1 point			1		1			
Offensive kick - 2 point								
Offensive kick - 3 point								
Defensive kick - 1 point								
Defensive kick - 2 point								
Defensive kick - 3 point								
Offensive punch								
Defensive punch								
Knock down								

Contest Progress

Round 1	ESPINOZA Rosario	
	SILVA Natalia	
Round 2	ESPINOZA Rosario	
	SILVA Natalia	
Round 3	ESPINOZA Rosario	1
	SILVA Natalia	
Round 4	ESPINOZA Rosario	
	SILVA Natalia	

Legend:					
DSQ	Won by Disqualification	G	Gam-jeom (deduction penalty)	K	Kyong-go (warning penalty)
KO	Won by Knockout	PTC	Won by Points Ceiling	PTF	Won by Final Score
PTG	Won by Points Gap	PUN	Won by Punitive Declaration	RSC	Won by Referee Stop Contest
SUP	Won by Superiority	WDR	Won by Withdrawn		

Contest Results

Resultado del combate / Resultado do Assalto

ESPINOZA Rosario (MEX) defeated HECHAVARRIA Mirna (CUB) PTF 2:0

Colour	Name	NOC Code	Bib No	Total	Rounds				Total Deuk-jeom (points)	Total Deductions
					1	2	3	4		
Chung (Blue)	HECHAVARRIA Mirna	CUB	42		1				1	1
Hong (Red)	ESPINOZA Rosario	MEX	45	2		2			2	

Referee: LIM CHANG Seon (BRA)
Judges: GONZALES Rolando (DOM)
CORDOVA Oscar (CHI)
BRIZUELA Nelson (CRC)
BANEGAS Marco (HON)

Description	HECHAVARRIA Mirna				ESPINOZA Rosario			
	Round 1	Round 2	Round 3	Round 4	Round 1	Round 2	Round 3	Round 4
Kyon-go (warning penalty)	1	1						
Gam-jeom (deduction penalty)		1						
Offensive kick - 1 point								
Offensive kick - 2 point								
Offensive kick - 3 point								
Defensive kick - 1 point	1					2		
Defensive kick - 2 point								
Defensive kick - 3 point								
Offensive punch								
Defensive punch								
Knock down								

Contest Progress

Round 1	HECHAVARRIA Mirna	ESPINOZA Rosario	1 K
Round 2	HECHAVARRIA Mirna	ESPINOZA Rosario	1 K
Round 3	HECHAVARRIA Mirna	ESPINOZA Rosario	

Legend:					
DSQ	Won by Disqualification	G	Gam-jeom (deduction penalty)	K	Kyong-go (warning penalty)
KO	Won by Knockout	PTC	Won by Points Ceiling	PTF	Won by Final Score
PTG	Won by Points Gap	PUN	Won by Punitive Declaration	RSC	Won by Referee Stop Contest
SUP	Won by Superiority	WDR	Won by Withdrawn		

Contest Results

Resultado del combate / Resultado do Assalto

SILVA Natalia (BRA)

defeated

PAEZ Aura (VEN)
PTF 6:4

Colour	Name	NOC Code	Bib No	Total	Rounds				Total Deuk-jeom (points)	Total Deductions
					1	2	3	4		
Chung (Blue)	PAEZ Aura	VEN	48	4	2	1	1		4	
Hong (Red)	SILVA Natalia	BRA	39	6	1	2	3		6	

 Referee: KWAN Linda (CAN)
 Judges: PENA Sandra (COL)
 BRIZUELA Nelson (CRC)
 ESPOSITO Luisa (PAN)
 AZPEITIA Susana (MEX)

Description	PAEZ Aura				SILVA Natalia			
	Round 1	Round 2	Round 3	Round 4	Round 1	Round 2	Round 3	Round 4
Kyon-go (warning penalty)			1				1	
Gam-jeom (deduction penalty)								
Offensive kick - 1 point	1				1	1	2	
Offensive kick - 2 point								
Offensive kick - 3 point								
Defensive kick - 1 point	1	1	1			1	1	
Defensive kick - 2 point								
Defensive kick - 3 point								
Offensive punch								
Defensive punch								
Knock down								

Contest Progress

Round 1	PAEZ Aura	1	1
	SILVA Natalia		1
Round 2	PAEZ Aura		1
	SILVA Natalia	1	1
Round 3	PAEZ Aura	1	K
	SILVA Natalia	1	1 K

Legend:

DSQ	Won by Disqualification	G	Gam-jeom (deduction penalty)	K	Kyong-go (warning penalty)
KO	Won by Knockout	PTC	Won by Points Ceiling	PTF	Won by Final Score
PTG	Won by Points Gap	PUN	Won by Punitive Declaration	RSC	Won by Referee Stop Contest
SUP	Won by Superiority	WDR	Won by Withdrawn		

Contest Results

Resultado del combate / Resultado do Assalto

HECHAVARRIA Mirna (CUB) **defeated** **DIAZ Ineabelle (PUR)** **PTF 2:2**

Colour	Name	NOC Code	Bib No	Total	Rounds				Total Deuk-jeom (points)	Total Deductions
					1	2	3	4		
Chung (Blue)	DIAZ Ineabelle	PUR	46	2	1	2			3	1
Hong (Red)	HECHAVARRIA Mirna	CUB	42	2	1	1			2	

Referee: BANEGAS Marco (HON)
Judges: PENA Sandra (COL)
KIM Myung Chan (USA)
CORNELIO Chaco (ARU)
BLANCO Martin (VEN)

Description	DIAZ Ineabelle				HECHAVARRIA Mirna			
	Round 1	Round 2	Round 3	Round 4	Round 1	Round 2	Round 3	Round 4
Kyon-go (warning penalty)			2				1	
Gam-jeom (deduction penalty)			1					
Offensive kick - 1 point					1			
Offensive kick - 2 point								
Offensive kick - 3 point								
Defensive kick - 1 point	1	2				1		
Defensive kick - 2 point								
Defensive kick - 3 point								
Offensive punch								
Defensive punch								
Knock down								

Contest Progress

Round 1	DIAZ Ineabelle						1	
	HECHAVARRIA Mirna							1
Round 2	DIAZ Ineabelle		1			1		
	HECHAVARRIA Mirna							1
Round 3	DIAZ Ineabelle				K		K	
	HECHAVARRIA Mirna							K
Round 4	DIAZ Ineabelle							
	HECHAVARRIA Mirna							

Legend:					
DSQ	Won by Disqualification	G	Gam-jeom (deduction penalty)	K	Kyong-go (warning penalty)
KO	Won by Knockout	PTC	Won by Points Ceiling	PTF	Won by Final Score
PTG	Won by Points Gap	PUN	Won by Punitive Declaration	RSC	Won by Referee Stop Contest
SUP	Won by Superiority	WDR	Won by Withdrawn		

Contest Results

Resultado del combate / Resultado do Assalto

ESPINOZA Rosario (MEX) defeated **PEREGOUDOVA Dasha (CAN)** **PTF 1:0**

Colour	Name	NOC Code	Bib No	Total	Rounds				Total Deuk-jeom (points)	Total Deductions
					1	2	3	4		
Chung (Blue)	ESPINOZA Rosario	MEX	45	1	1	1		1	3	2
Hong (Red)	PEREGOUDOVA Dasha	CAN	40							

Referee: GONZALES Rolando (DOM)
Judges: BRIZUELA Nelson (CRC)
HONG HUANG Wen (ECU)
ARROYO Louis (PUR)
ESPOSITO Luisa (PAN)

Description	ESPINOZA Rosario				PEREGOUDOVA Dasha			
	Round 1	Round 2	Round 3	Round 4	Round 1	Round 2	Round 3	Round 4
Kyon-go (warning penalty)	1	1	2					
Gam-jeom (deduction penalty)		1	1					
Offensive kick - 1 point	1	1						
Offensive kick - 2 point								
Offensive kick - 3 point								
Defensive kick - 1 point				1				
Defensive kick - 2 point								
Defensive kick - 3 point								
Offensive punch								
Defensive punch								
Knock down								

Contest Progress

Round 1	ESPINOZA Rosario					K		1	
	PEREGOUDOVA Dasha								
Round 2	ESPINOZA Rosario					1			K
	PEREGOUDOVA Dasha								
Round 3	ESPINOZA Rosario					K			k
	PEREGOUDOVA Dasha								
Round 4	ESPINOZA Rosario		1						
	PEREGOUDOVA Dasha								

Legend:					
DSQ	Won by Disqualification	G	Gam-jeom (deduction penalty)	K	Kyong-go (warning penalty)
KO	Won by Knockout	PTC	Won by Points Ceiling	PTF	Won by Final Score
PTG	Won by Points Gap	PUN	Won by Punitive Declaration	RSC	Won by Referee Stop Contest
SUP	Won by Superiority	WDR	Won by Withdrawn		

Contest Results

Resultado del combate / Resultado do Assalto

PAEZ Aura (VEN) defeated BENITES Lorena (ECU) PTF 3:0

Colour	Name	NOC Code	Bib No	Total	Rounds				Total Deuk-jeom (points)	Total Deductions
					1	2	3	4		
Chung (Blue)	PAEZ Aura	VEN	48	3	1	1	1		3	
Hong (Red)	BENITES Lorena	ECU	44							

Referee: ESPOSITO Luisa (PAN)
Judges: AKILIAN Fernando (ARG)
BRIZUELA Nelson (CRC)
CORDOVA Oscar (CHI)
AZPEITIA Susana (MEX)

Description	PAEZ Aura				BENITES Lorena			
	Round 1	Round 2	Round 3	Round 4	Round 1	Round 2	Round 3	Round 4
Kyon-go (warning penalty)	1				1			
Gam-jeom (deduction penalty)								
Offensive kick - 1 point								
Offensive kick - 2 point								
Offensive kick - 3 point								
Defensive kick - 1 point	1	1	1					
Defensive kick - 2 point								
Defensive kick - 3 point								
Offensive punch								
Defensive punch								
Knock down								

Contest Progress

Round 1	PAEZ Aura		1
	BENITES Lorena		
Round 2	PAEZ Aura	1	
	BENITES Lorena		
Round 3	PAEZ Aura		1
	BENITES Lorena		

Legend:					
DSQ	Won by Disqualification	G	Gam-jeom (deduction penalty)	K	Kyong-go (warning penalty)
KO	Won by Knockout	PTC	Won by Points Ceiling	PTF	Won by Final Score
PTG	Won by Points Gap	PUN	Won by Punitive Declaration	RSC	Won by Referee Stop Contest
SUP	Won by Superiority	WDR	Won by Withdrawn		

Contest Results

Resultado del combate / Resultado do Assalto

SILVA Natalia (BRA) defeated **CAHOON Lauren (USA)** **PTF 3:-1**

Colour	Name	NOC Code	Bib No	Total	Rounds				Total Deuk-jeom (points)	Total Deductions
					1	2	3	4		
Chung (Blue)	CAHOON Lauren	USA	47	-1						1
Hong (Red)	SILVA Natalia	BRA	39	3	1	2	1		4	1

Referee: KWAN Linda (CAN)
Judges: TUJEEHUT Paul (AHO)
PENA Sandra (COL)
CORNELIO Chaco (ARU)
BLANCO Martin (VEN)

Description	CAHOON Lauren				SILVA Natalia			
	Round 1	Round 2	Round 3	Round 4	Round 1	Round 2	Round 3	Round 4
Kyon-go (warning penalty)	1		1		1	1	1	
Gam-jeom (deduction penalty)			1			1		
Offensive kick - 1 point					1			
Offensive kick - 2 point								
Offensive kick - 3 point								
Defensive kick - 1 point						2	1	
Defensive kick - 2 point								
Defensive kick - 3 point								
Offensive punch								
Defensive punch								
Knock down								

Contest Progress

Round 1	CAHOON Lauren							K
	SILVA Natalia							K 1
Round 2	CAHOON Lauren							
	SILVA Natalia			1			1	K
Round 3	CAHOON Lauren							K
	SILVA Natalia						1	K

Legend:					
DSQ	Won by Disqualification	G	Gam-jeom (deduction penalty)	K	Kyong-go (warning penalty)
KO	Won by Knockout	PTC	Won by Points Ceiling	PTF	Won by Final Score
PTG	Won by Points Gap	PUN	Won by Punitive Declaration	RSC	Won by Referee Stop Contest
SUP	Won by Superiority	WDR	Won by Withdrawn		



Riocentro - Pavilion 4A
Riocentro Pabellón 4A
Riocentro Pavilhão 4A

17 JUL 2007
10:00

TAEKWONDO
TAEKWONDO / TAEKWONDO

WOMEN'S +67KG 1/8 FINAL CONTEST 2
WOMEN'S +67KG 1/8 FINAL CONTEST 2 / WOMEN'S +67KG 1/8 FINAL CONTEST 2

Contest Results

Resultado del combate / Resultado do Assalto

HECHAVARRIA Mirna (CUB) defeated WEGSCHEIDER Paula (ARG) PTF 2:1

Colour	Name	NOC Code	Bib No	Total	Rounds				Total Deuk-jeom (points)	Total Deductions
					1	2	3	4		
Chung (Blue)	WEGSCHEIDER Paula	ARG	38	1		1			1	
Hong (Red)	HECHAVARRIA Mirna	CUB	42	2	1	1	1		3	1

Referee: SEON LIM Chang (BRA)
Judges: BANEGAS Marco (HON)
BLANCO Martin (VEN)
TUJEEHUT Paul (AHO)
KWAN Linda (CAN)

Description	WEGSCHEIDER Paula				HECHAVARRIA Mirna			
	Round 1	Round 2	Round 3	Round 4	Round 1	Round 2	Round 3	Round 4
Kyon-go (warning penalty)		1				1	1	
Gam-jeom (deduction penalty)							1	
Offensive kick - 1 point					1			
Offensive kick - 2 point								
Offensive kick - 3 point								
Defensive kick - 1 point		1				1	1	
Defensive kick - 2 point								
Defensive kick - 3 point								
Offensive punch								
Defensive punch								
Knock down								

Contest Progress

Round 1	WEGSCHEIDER Paula								
	HECHAVARRIA Mirna								1
Round 2	WEGSCHEIDER Paula				1				K
	HECHAVARRIA Mirna			1					K
Round 3	WEGSCHEIDER Paula								
	HECHAVARRIA Mirna				1	K			

Legend:					
DSQ	Won by Disqualification	G	Gam-jeom (deduction penalty)	K	Kyong-go (warning penalty)
KO	Won by Knockout	PTC	Won by Points Ceiling	PTF	Won by Final Score
PTG	Won by Points Gap	PUN	Won by Punitive Declaration	RSC	Won by Referee Stop Contest
SUP	Won by Superiority	WDR	Won by Withdrawn		

Contest Results

Resultado del combate / Resultado do Assalto

BENITES Lorena (ECU) defeated ORTIZ Alcira (COL) PTF 3:0

Colour	Name	NOC Code	Bib No	Total	Rounds				Total Deuk-jeom (points)	Total Deductions
					1	2	3	4		
Chung (Blue)	ORTIZ Alcira	COL	41							
Hong (Red)	BENITES Lorena	ECU	44	3	1	1	1		3	

Referee: CORDOVA Oscar (CHI)
Judges: ESPOSITO Luisa (PAN)
ARROYO Louis (PUR)
GONZALES Rolando (DOM)
AKILIAN Fernando (ARG)

Description	ORTIZ Alcira				BENITES Lorena			
	Round 1	Round 2	Round 3	Round 4	Round 1	Round 2	Round 3	Round 4
Kyon-go (warning penalty)			1					
Gam-jeom (deduction penalty)								
Offensive kick - 1 point					1			
Offensive kick - 2 point								
Offensive kick - 3 point								
Defensive kick - 1 point						1	1	
Defensive kick - 2 point								
Defensive kick - 3 point								
Offensive punch								
Defensive punch								
Knock down								

Contest Progress

Round 1	ORTIZ Alcira							
	BENITES Lorena		1					
Round 2	ORTIZ Alcira							
	BENITES Lorena				1			
Round 3	ORTIZ Alcira					K		
	BENITES Lorena						1	

Legend:					
DSQ	Won by Disqualification	G	Gam-jeom (deduction penalty)	K	Kyong-go (warning penalty)
KO	Won by Knockout	PTC	Won by Points Ceiling	PTF	Won by Final Score
PTG	Won by Points Gap	PUN	Won by Punitive Declaration	RSC	Won by Referee Stop Contest
SUP	Won by Superiority	WDR	Won by Withdrawn		

Contest Results

Resultado del combate / Resultado do Assalto

CAHOON Lauren (USA) defeated URRACA Nancy (DOM) PTF 3:2

Colour	Name	NOC Code	Bib No	Total	Rounds				Total Deuk-jeom (points)	Total Deductions
					1	2	3	4		
Chung (Blue)	URRACA Nancy	DOM	43	2		2			2	
Hong (Red)	CAHOON Lauren	USA	47	3	2		1		3	

Referee: PENA Sandra (COL)
Judges: KWAN Linda (CAN)
BLANCO Martin (VEN)
BANEGAS Marco (HON)
CORNELIO Chaco (ARU)

Description	URRACA Nancy				CAHOON Lauren			
	Round 1	Round 2	Round 3	Round 4	Round 1	Round 2	Round 3	Round 4
Kyon-go (warning penalty)							1	
Gam-jeom (deduction penalty)								
Offensive kick - 1 point								
Offensive kick - 2 point		1						
Offensive kick - 3 point								
Defensive kick - 1 point					2		1	
Defensive kick - 2 point								
Defensive kick - 3 point								
Offensive punch								
Defensive punch								
Knock down								

Contest Progress

Round 1	URRACA Nancy								
	CAHOON Lauren			1				1	
Round 2	URRACA Nancy				2				
	CAHOON Lauren								
Round 3	URRACA Nancy								
	CAHOON Lauren			1					K

Legend:					
DSQ	Won by Disqualification	G	Gam-jeom (deduction penalty)	K	Kyong-go (warning penalty)
KO	Won by Knockout	PTC	Won by Points Ceiling	PTF	Won by Final Score
PTG	Won by Points Gap	PUN	Won by Punitive Declaration	RSC	Won by Referee Stop Contest
SUP	Won by Superiority	WDR	Won by Withdrawn		

Competition Statistics

Estatísticas de la competición / Estatísticas da Competição

SAT 14 - TUE 17 JUL 2007

	MEN					WOMEN				
	-58 kg	-68 kg	-80 kg	+80 kg	Total	-49 kg	-57 kg	-67 kg	+67 kg	Total
DSQ	0 0.0%	0 0.0%	0 0.0%	0 0.0%	0 0.0%	0 0.0%	0 0.0%	0 0.0%	0 0.0%	0 0.0%
KO	0 0.0%	0 0.0%	0 0.0%	0 0.0%	0 0.0%	0 0.0%	0 0.0%	0 0.0%	0 0.0%	0 0.0%
PTF	10 83.3%	12 100.0%	14 100.0%	10 100.0%	46 95.8%	9 81.8%	9 81.8%	10 100.0%	10 100.0%	38 90.5%
PTC	0 0.0%	0 0.0%	0 0.0%	0 0.0%	0 0.0%	0 0.0%	0 0.0%	0 0.0%	0 0.0%	0 0.0%
PTG	0 0.0%	0 0.0%	0 0.0%	0 0.0%	0 0.0%	0 0.0%	0 0.0%	0 0.0%	0 0.0%	0 0.0%
PUN	0 0.0%	0 0.0%	0 0.0%	0 0.0%	0 0.0%	0 0.0%	0 0.0%	0 0.0%	0 0.0%	0 0.0%
RSC	0 0.0%	0 0.0%	0 0.0%	0 0.0%	0 0.0%	0 0.0%	0 0.0%	0 0.0%	0 0.0%	0 0.0%
SUP	2 16.7%	0 0.0%	0 0.0%	0 0.0%	2 4.2%	2 18.2%	2 18.2%	0 0.0%	0 0.0%	4 9.5%
WDR	0 0.0%	0 0.0%	0 0.0%	0 0.0%	0 0.0%	0 0.0%	0 0.0%	0 0.0%	0 0.0%	0 0.0%
Total	12	12	14	10	48	11	11	10	10	42

SD	3	1	0	1	5	3	2	0	3	8
-----------	----------	----------	----------	----------	----------	----------	----------	----------	----------	----------

Kicks										
OK-1	17	33	31	16	97	23	14	26	13	76
OK-2	3	3	1	0	7	0	0	0	1	1
OK-3	0	0	0	0	0	0	0	0	0	0
DK-1	22	47	49	28	146	26	23	32	27	108
DK-2	0	0	2	0	2	1	2	0	0	3
DK-3	0	0	0	0	0	0	0	0	0	0

Punches										
OP	0	0	0	0	0	0	0	0	0	0
DP	0	0	0	0	0	0	0	0	0	0

Knock-downs										
KD	1	0	0	0	1	0	0	0	0	0
Total	43	83	83	44	253	50	39	58	41	188

Penalties										
Kyong-go	18	36	35	28	117	15	16	20	23	74
Gam-jeom	5	5	6	3	19	1	1	6	5	13

Legend:

DK-1	Defensive kick - 1 point	DK-2	Defensive kick - 2 points	DK-3	Defensive kick - 3 points
DP	Defensive punch	DSQ	Won by Disqualification	KD	Knock down
KO	Won by Knockout	OK-1	Offensive kick - 1 point	OK-2	Offensive kick - 2 points
OK-3	Offensive kick - 3 points	OP	Offensive punch - 1 point	PTC	Won by Points Ceiling
PTF	Won by Final Score	PTG	Won by Points Gap	PUN	Won by Punitive Declaration
RSC	Won by Referee Stop Contest	SD	Number of Sudden Death 4th round contests	SUP	Won by Superiority
WDR	Won by Referee Stop Contest				

Medallists by Event

Medallistas por evento / Medalhistas por Evento

As of 17 JUL 2007

AFTER 8 OF 8 EVENTS

Event Name	Date	Medal	Name	NOC Code
Men's -58kg	SAT 14 JUL	GOLD	MERCEDES Gabriel	DOM
		SILVER	FERREIRA Marcio	BRA
		BRONZE	DIAZ Frank	CUB
		BRONZE	ROSAL Jose	GUA
Women's -49kg	SAT 14 JUL	GOLD	GAAL Alejandra	MEX
		SILVER	PEGUERO Jahaira	DOM
		BRONZE	GONDA Ivett	CAN
		BRONZE	SANTIAGO Zoraida	PUR
Women's -57kg	SUN 15 JUL	GOLD	SALAZAR Iridia	MEX
		SILVER	CONDIE Shannon	CAN
		BRONZE	BOUDY Rocio	ARG
		BRONZE	ROSARIO Yaimara	CUB
Men's -68kg	SUN 15 JUL	GOLD	SILVA Diogo	BRA
		SILVER	LOPEZ Peter	PER
		BRONZE	GARCIA Yacomo	DOM
		BRONZE	MIRANDA Danny	VEN
Women's -67kg	MON 16 JUL	GOLD	SERGERIE Karine	CAN
		SILVER	JUAREZ Heidi	GUA
		BRONZE	LEAL Nohemar	VEN
		BRONZE	OCASIO Asuncion	PUR
Men's -80kg	MON 16 JUL	GOLD	MATOS Angel	CUB
		SILVER	MOONTASRI James	USA
		BRONZE	OSUJI Chinedum	TRI
		BRONZE	RAMIREZ Jose Luis	MEX
Women's +67kg	TUE 17 JUL	GOLD	ESPINOZA Rosario	MEX
		SILVER	SILVA Natalia	BRA
		BRONZE	HECHAVARRIA Mirna	CUB
		BRONZE	PAEZ Aura	VEN
Men's +80kg	TUE 17 JUL	GOLD	ORTIZ Gerardo	CUB
		SILVER	GRAF Anthony	USA
		BRONZE	SANTOS Leonardo	BRA
		BRONZE	SIO Martin	ARG

Medal Standings

Medallero / Posições das Medalhas

As of 17 JUL 2007

AFTER 8 OF 8 EVENTS

Rank	NOC	Men				Women				Total				Rank By Total
		G	S	B	Tot	G	S	B	Tot	G	S	B	Tot	
1	MEX - Mexico			1	1	3			3	3		1	4	=2
2	CUB - Cuba	2		1	3			2	2	2		3	5	1
3	BRA - Brazil	1	1	1	3		1		1	1	2	1	4	=2
4	CAN - Canada					1	1	1	3	1	1	1	3	=4
4	DOM - Dominican Republic	1		1	2		1		1	1	1	1	3	=4
6	USA - United States of America		2		2						2		2	=7
7	GUA - Guatemala			1	1		1		1		1	1	2	=7
8	PER - Peru		1		1						1		1	=11
9	VEN - Venezuela			1	1			2	2			3	3	=4
10	ARG - Argentina			1	1			1	1			2	2	=7
10	PUR - Puerto Rico							2	2			2	2	=7
12	TRI - Trinidad & Tobago			1	1							1	1	=11
Total:		4	4	8	16	4	4	8	16	8	8	16	32	

Legend:

= Equal sign indicates that two or more NOCs share the same rank by total
B Bronze **G** Gold **S** Silver
Tot Total

Triatlo
Triatlón
Triathlon





Arena Posto 6
Arena do Posto 6
Arena Posto 6

Triathlon
Triatlo / Triatlón

Women
Feminino / Femenino

Entry List By NOC

Lista de Inscrições por CON / Lista de Inscripciones por CON

NOC Code	Name	Date of Birth	Height m / ft in	Weight kg / lbs	Qual.
ARG - Argentina	ABREGO Paulina	17 MAY 1985	1,56 / 5'1"	46 / 101	
	GEIJO Pamela	30 APR 1980	1,64 / 5'5"	56 / 123	
	KONDRATAVICIUS Nidia	9 FEB 1971	1,56 / 5'1"	57 / 126	
BER - Bermuda	DUFFY Flora	30 SEP 1987	1,62 / 5'4"	49 / 108	
BOL - Bolivia	EPPERS Agnes	17 NOV 1970			
BRA - Brazil	MORENO Carla	19 SEP 1976			
	OHATA Mariana	26 OCT 1978			
	SOLDAN Sandra	27 DEC 1973			
CAN - Canada	GROVES Lauren	2 SEP 1981			
	SAVEGE Jill	17 MAR 1974			
	TREMBLAY Kathy	16 JUN 1982			
CHI - Chile	RIVEROS Barbara	3 AUG 1987			
COL - Colombia	D CROZ Fiorella	19 APR 1979			
	MORALES Carmenza	21 JUL 1966			
CRC - Costa Rica	CARDINALE Alia	25 NOV 1985	1,60 / 5'3"	51 / 112	
	UMANA Monica	14 JUL 1978	1,63 / 5'4"	70 / 154	
CUB - Cuba	JUSTO Maydelen	3 FEB 1984			
	PEREZ Yanitza	26 MAR 1985			
	RODRIGUEZ Venus	2 OCT 1977			
ECU - Ecuador	BONILLA Paola	5 DEC 1986	1,65 / 5'5"	52 / 115	
	BRAVO Elizabeth	30 JAN 1987	1,59 / 5'3"	48 / 106	
MEX - Mexico	CORONA Adriana	7 APR 1980			
	GOMEZ TIRADO Dunia	1 JUL 1983			
	RAMIREZ JUAREZ Melody Anngel	3 JAN 1982			
PUR - Puerto Rico	RIOS la LUZ Melissa	26 DEC 1987	1,65 / 5'5"	54 / 119	
URU - Uruguay	LOPEZ ARGENTA Virginia	2 JUL 1980			
USA - United States of America	ERTEL Julie	27 DEC 1972			
	HASKINS Sarah	13 MAR 1981			
	McLARTY Sara	25 FEB 1983			
VEN - Venezuela	LOPEZ Rosemary	14 JAN 1986	1,60 / 5'3"	55 / 121	



Arena Posto 6
Arena do Posto 6
Arena Posto 6

Triathlon
Triatlo / Triatlón

Men
Masculino / Masculino

Entry List By NOC

Lista de Inscrições por CON / Lista de Inscripciones por CON

NOC Code	Name	Date of Birth	Height m / ft in	Weight kg / lbs	Qual.
ANT - Antigua & Barbuda	MASON Elliott S.	3 OCT 1978	1,80 / 5'11"	79 / 174	
ARG - Argentina	BIANCO Velmar	10 DEC 1976	1,87 / 6'2"	78 / 172	
	COCHA Lucas	4 JUL 1983	1,63 / 5'4"	51 / 112	
	FARIAS Luciano	25 DEC 1982	1,70 / 5'7"	64 / 141	
BOL - Bolivia	TORRICO Luis	31 JAN 1985			
BRA - Brazil	de CASTILHO Virgilio	25 JUL 1975			
	MARCOS Antonio	27 MAR 1977			
	MOREIRA JUNIOR Juraci	5 FEB 1979			
CAN - Canada	JONES Kyle	15 NOV 1984			
	McMAHON Brent	17 SEP 1980			
	TICHELAAR Paul	13 NOV 1982			
CHI - Chile	MUNIZAGA Benjamin	23 MAR 1981			
	VAN DE WYNGARD Felipe	11 MAY 1981			
COL - Colombia	ARIAS Jorge	7 JAN 1981			
	CARDENO Ricardo	8 JAN 1971			
CRC - Costa Rica	CHACON Leonardo	29 JUN 1984	1,79 / 5'10"	66 / 145	
	MACHADO Roberto	27 AUG 1980	1,79 / 5'10"	70 / 154	
CUB - Cuba	ALBERICH Ramon	8 JUN 1983			
	GONZALEZ Michel	23 FEB 1985			
	RODRIGUEZ Carlos Rafael	6 APR 1987			
DOM - Dominican Republic	CUEVAS Javier	27 AUG 1984			
	HERNANDEZ Hector	23 OCT 1983			
	JIMENEZ VERAS Yean Carlos	8 MAR 1984			
ESA - El Salvador	HERNANDEZ Carlos	16 NOV 1978	1,70 / 5'7"	70 / 154	
GRN - Grenada	DECAUL Marc	22 SEP 1981			
GUA - Guatemala	FRIELY Carlos	9 JUL 1971			
MEX - Mexico	GARZA HEIRAS Arturo	15 JUL 1977			
	ROSAS SIERRA Javier	25 SEP 1974			
	SAUCEDO MATA Leonardo	22 JAN 1986			
PUR - Puerto Rico	VELEZ RIVERA Edgardo	16 NOV 1987	1,73 / 5'8"	66 / 145	
URU - Uruguay	NANTES Guillermo	23 MAR 1975			
USA - United States of America	FLEISCHMANN Brian	8 AUG 1978			
	POTTS Andy	28 DEC 1976			
	SHOEMAKER Jarrod	17 JUL 1982			
VEN - Venezuela	GONZALEZ Camilo	27 JUN 1975	1,85 / 6'1"	75 / 165	
	GONZALEZ Gilberto	15 DEC 1970	1,80 / 5'11"	72 / 159	
	VIVAS Jose	26 JAN 1984	1,68 / 5'6"	68 / 150	



Arena Posto 6
Arena do Posto 6
Arena Posto 6

SUN 15 JUL 2007
10:30

Triathlon
Triatlo / Triatlón

Women
Feminino / Femenino

Start List

Lista de Largada / Lista de salida

Start Number	Name	NOC Code	Date of Birth	World Rank	Swim	Bike	Run
1	HASKINS Sarah	USA	13 MAR 1981	11			
2	GROVES Lauren	CAN	2 SEP 1981	18			
3	ERTEL Julie	USA	27 DEC 1972	28			
4	McLARTY Sara	USA	25 FEB 1983	31			
5	OHATA Mariana	BRA	26 OCT 1978	33			
6	TREMBLAY Kathy	CAN	16 JUN 1982	44			
8	DUFFY Flora	BER	30 SEP 1987	55			
9	GOMEZ TIRADO Dunia	MEX	1 JUL 1983	63			
10	CORONA Adriana	MEX	7 APR 1980	60			
11	RIVEROS Barbara	CHI	3 AUG 1987	69			
12	RAMIREZ JUAREZ Melody Anngel	MEX	3 JAN 1982	74			
13	MORENO Carla	BRA	19 SEP 1976	93			
14	LOPEZ Rosemary	VEN	14 JAN 1986	98			
15	BONILLA Paola	ECU	5 DEC 1986	102			
16	SOLDAN Sandra	BRA	27 DEC 1973	119			
17	BRAVO Elizabeth	ECU	30 JAN 1987	120			
18	D CROZ Fiorella	COL	19 APR 1979	139			
19	MORALES Carmenza	COL	21 JUL 1966	142			
20	PEREZ Yanitza	CUB	26 MAR 1985	167			
21	RIOS la LUZ Melissa	PUR	26 DEC 1987	173			
22	CARDINALE Alia	CRC	25 NOV 1985	182			
23	RODRIGUEZ Venus	CUB	2 OCT 1977	188			
24	UMANA Monica	CRC	14 JUL 1978	206			
25	JUSTO Maydelen	CUB	3 FEB 1984	231			
26	ABREGO Paulina	ARG	17 MAY 1985	243			
27	GEIJO Pamela	ARG	30 APR 1980	284			
28	EPPERS Agnes	BOL	17 NOV 1970				
29	KONDRATAVICIUS Nidia	ARG	9 FEB 1971				
30	LOPEZ ARGENTA Virginia	URU	2 JUL 1980				



Arena Posto 6
Arena do Posto 6
Arena Posto 6

SUN 15 JUL 2007
08:00

Triathlon
Triatlo / Triatlón

Men
Masculino / Masculino

Start List

Lista de Largada / Lista de salida

Start Number	Name	NOC Code	Date of Birth	World Rank	Swim	Bike	Run
1	POTTS Andy	USA	28 DEC 1976	12			
2	SHOEMAKER Jarrod	USA	17 JUL 1982	24			
3	TICHELAAR Paul	CAN	13 NOV 1982	36			
4	FLEISCHMANN Brian	USA	8 AUG 1978	40			
5	McMAHON Brent	CAN	17 SEP 1980	49			
6	CHACON Leonardo	CRC	29 JUN 1984	60			
7	GARZA HEIRAS Arturo	MEX	15 JUL 1977	69			
8	JONES Kyle	CAN	15 NOV 1984	71			
9	SAUCEDO MATA Leonardo	MEX	22 JAN 1986	94			
10	MARCOS Antonio	BRA	27 MAR 1977	111			
11	JIMENEZ VERAS Yean Carlos	DOM	8 MAR 1984	113			
12	COCHA Lucas	ARG	4 JUL 1983	121			
13	BIANCO Velmar	ARG	10 DEC 1976	134			
14	GONZALEZ Camilo	VEN	27 JUN 1975	139			
15	MOREIRA JUNIOR Juraci	BRA	5 FEB 1979	140			
16	HERNANDEZ Carlos	ESA	16 NOV 1978	142			
17	ROSAS SIERRA Javier	MEX	25 SEP 1974	143			
18	FARIAS Luciano	ARG	25 DEC 1982	146			
19	CUEVAS Javier	DOM	27 AUG 1984	158			
20	VAN DE WYNGARD Felipe	CHI	11 MAY 1981	161			
21	GONZALEZ Michel	CUB	23 FEB 1985	162			
22	ARIAS Jorge	COL	7 JAN 1981	168			
23	de CASTILHO Virgilio	BRA	25 JUL 1975	180			
24	VIVAS Jose	VEN	26 JAN 1984	183			
25	GONZALEZ Gilberto	VEN	15 DEC 1970	210			
26	HERNANDEZ Hector	DOM	23 OCT 1983	215			
27	CARDENO Ricardo	COL	8 JAN 1971	235			
28	ALBERICH Ramon	CUB	8 JUN 1983	279			
29	MUNIZAGA Benjamin	CHI	23 MAR 1981	326			
30	FRIELY Carlos	GUA	9 JUL 1971	397			
31	MACHADO Roberto	CRC	27 AUG 1980	409			
32	RODRIGUEZ Carlos Rafael	CUB	6 APR 1987	469			
33	VELEZ RIVERA Edgardo	PUR	16 NOV 1987				
34	DECAUL Marc	GRN	22 SEP 1981				
36	NANTES Guillermo	URU	23 MAR 1975				
37	TORRICO Luis	BOL	31 JAN 1985				



Arena Posto 6
Arena do Posto 6
Arena Posto 6

SUN 15 JUL 2007
10:30

Triathlon
Triatlo / Triatlón

Women
Feminino / Femenino

After Race
Após a Prova / Después de la Prueba

Official Results

Resultados Oficiais / Resultados Oficiales

Rk	Start No	Name	NOC Code	Swim (1.5 km)		Transition 1		Bike (40.0 km)		Transition 2		Run (10.0 km)		Total Time	Time Diff
				Time	Rk	Time	Rk	Time	Rk	Time	Rk	Time	Rk		
1	3	ERTEL Julie	USA	18:14	3	19:28	2	1:20:30	1	1:20:47	2	36:35	2	1:57:23.21	
2	1	HASKINS Sarah	USA	18:13	2	19:27	1	1:20:31	2	1:20:47	1	36:58	3	1:57:46.23	23.02
3	2	GROVES Lauren	CAN	19:29	12	20:41	6	1:23:13	9	1:23:30	9	36:19	1	1:59:50.38	2:27.17
4	6	TREMBLAY Kathy	CAN	18:42	4	19:55	4	1:23:11	5	1:23:25	5	37:00	4	2:00:25.90	3:02.69
5	12	RAMIREZ JUAREZ Melody Anngel	MEX	20:08	13	21:24	13	1:23:15	19	1:23:35	20	37:08	5	2:00:44.24	3:21.03
6	5	OHATA Mariana	BRA	19:25	7	20:43	9	1:23:13	10	1:23:29	8	37:22	6	2:00:51.28	3:28.07
7	10	CORONA Adriana	MEX	20:22	22	21:34	17	1:23:11	4	1:23:23	4	37:36	7	2:01:00.46	3:37.25
8	11	RIVEROS Barbara	CHI	20:17	16	21:28	14	1:23:12	6	1:23:27	7	38:15	8	2:01:42.89	4:19.68
9	13	MORENO Carla	BRA	19:26	9	20:45	11	1:23:15	18	1:23:32	15	38:31	9	2:02:03.29	4:40.08
10	4	McLARTY Sara	USA	18:13	1	19:30	3	1:20:34	3	1:20:50	3	41:16	16	2:02:07.68	4:44.47
11	15	BONILLA Paola	ECU	20:13	15	21:32	16	1:23:15	16	1:23:35	19	38:41	10	2:02:16.72	4:53.51
12	8	DUFFY Flora	BER	19:28	11	20:43	7	1:23:14	12	1:23:31	10	39:42	11	2:03:13.92	5:50.71
13	20	PEREZ Yanitza	CUB	20:20	20	21:38	21	1:23:12	8	1:23:31	12	40:17	12	2:03:49.24	6:26.03
14	22	CARDINALE Alia	CRC	20:19	18	21:36	20	1:23:14	14	1:23:33	16	40:26	13	2:03:59.86	6:36.65
15	9	GOMEZ TIRADO Dunia	MEX	20:22	23	21:35	18	1:23:12	7	1:23:26	6	40:53	14	2:04:20.30	6:57.09
16	27	GEIJO Pamela	ARG	20:11	14	21:29	15	1:23:14	13	1:23:32	14	41:05	15	2:04:37.89	7:14.68
17	23	RODRIGUEZ Venus	CUB	19:27	10	20:46	12	1:23:15	17	1:23:37	21	41:51	17	2:05:28.44	8:05.23
18	18	D CROZ Fiorella	COL	20:18	17	21:36	19	1:23:17	21	1:23:32	13	42:21	19	2:05:53.79	8:30.58
19	16	SOLDAN Sandra	BRA	18:43	5	20:04	5	1:23:15	15	1:23:34	17	43:01	21	2:06:35.99	9:12.78
20	14	LOPEZ Rosemary	VEN	19:25	6	20:45	10	1:23:13	11	1:23:31	11	44:15	23	2:07:47.64	10:24.43
21	21	RIOS la LUZ Melissa	PUR	19:26	8	20:43	8	1:23:15	20	1:23:35	18	45:26	24	2:09:01.49	11:38.28
22	17	BRAVO Elizabeth	ECU	20:24	25	21:43	24	1:28:37	25	1:28:56	23	42:05	18	2:11:01.88	13:38.67
23	25	JUSTO Maydelen	CUB	20:21	21	21:40	21	1:28:37	24	1:28:57	25	42:24	20	2:11:21.32	13:58.11
24	24	UMANA Monica	CRC	20:23	24	21:49	25	1:28:41	26	1:29:06	26	43:01	22	2:12:08.31	14:45.10
25	30	LOPEZ ARGENTA Virginia	URU	20:25	26	21:50	26	1:28:37	23	1:28:57	24	46:21	25	2:15:18.67	17:55.46
26	29	KONDRATAVICIUS Nidia	ARG	20:20	19	21:42	27	1:28:36	22	1:28:55	22	46:51	26	2:15:46.76	18:23.55
	19	MORALES Carmenza	COL											DNF	
	26	ABREGO Paulina	ARG	23:25	27	24:41	27							LAP	



Arena Posto 6
 Arena do Posto 6
 Arena Posto 6

SUN 15 JUL 2007
 10:30

Triathlon
 Triatlo / Triatlón

Women
 Feminino / Femenino

After Race
 Após a Prova / Después de la Prueba

Official Results

Resultados Oficiais / Resultados Oficiales

Rk	Start No	Name	NOC Code	Swim (1.5 km)		Transition 1		Bike (40.0 km)		Transition 2		Run (10.0 km)		Total Time	Time Diff
				Time	Rk	Time	Rk	Time	Rk	Time	Rk	Time	Rk		
	28	EPPERS Agnes	BOL	24:47	28	26:11	28								LAP
						1:24	26								

Legend			
Rk	Rank	Start No	Start Number
DNF	Did not finish	LAP	Overlapped
		Diff	Difference





Arena Posto 6
Arena do Posto 6
Arena Posto 6

SUN 15 JUL 2007
08:00

Triathlon
Triatlo / Triatlón

Men
Masculino / Masculino

After Race
Após a Prova / Después de la Prueba

Official Results

Resultados Oficiais / Resultados Oficiales

Rk	Start No	Name	NOC Code	Swim (1.5 km)		Transition 1		Bike (40.0 km)		Transition 2		Run (10.0 km)		Total Time	Time Diff
				Time	Rk	Time	Rk	Time	Rk	Time	Rk	Time	Rk		
1	1	POTTS Andy	USA	21:17	1	22:23	1	1:20:24	12	1:20:40	11			1:52:31.51	
2	5	McMAHON Brent	CAN	22:10	7	23:16	7	1:19:31	2	1:19:48	4	32:49	6	1:52:38.19	6.68
3	15	MOREIRA JUNIOR Juraci	BRA	22:15	17	23:22	15	1:20:26	18	1:20:44	20	32:10	2	1:52:54.79	23.28
4	8	JONES Kyle	CAN	22:14	14	23:17	9	1:20:27	23	1:20:42	17	32:23	3	1:53:05.25	33.74
5	6	CHACON Leonardo	CRC	22:16	19	23:22	14	1:20:22	6	1:20:37	6	32:35	4	1:53:13.75	42.24
6	2	SHOEMAKER Jarrod	USA	21:37	5	22:42	2	1:20:26	22	1:20:40	15	32:51	7	1:53:32.74	1:01.23
7	21	GONZALEZ Michel	CUB	21:36	4	22:43	4	1:20:25	14	1:20:45	23	32:48	5	1:53:34.57	1:03.06
8	4	FLEISCHMANN Brian	USA	21:38	6	22:42	3	1:20:25	17	1:20:43	19	32:54	8	1:53:37.36	1:05.85
9	7	GARZA HEIRAS Arturo	MEX	22:13	13	23:18	10	1:20:25	15	1:20:40	14	33:02	9	1:53:43.51	1:12.00
10	22	ARIAS Jorge	COL	22:14	16	23:21	13	1:20:24	11	1:20:42	18	33:10	10	1:53:53.76	1:22.25
11	3	TICHELAAR Paul	CAN	22:11	8	23:16	8	1:19:31	1	1:19:45	1	34:17	12	1:54:03.16	1:31.65
12	19	CUEVAS Javier	DOM	22:13	12	23:25	18	1:19:32	4	1:19:48	3	35:01	15	1:54:49.39	2:17.88
13	23	de CASTILHO Virgilio	BRA	22:17	20	23:27	20	1:20:28	24	1:20:44	21	34:32	13	1:55:17.24	2:45.73
14	24	VIVAS Jose	VEN	22:12	9	23:20	11	1:20:23	8	1:20:38	8	34:53	14	1:55:31.71	3:00.20
15	13	BIANCO Velmar	ARG	22:29	25	23:38	23	1:20:22	5	1:20:38	7	35:02	16	1:55:40.29	3:08.78
16	11	JIMENEZ VERAS Yean Carlos	DOM	22:16	18	23:22	16	1:20:22	7	1:20:37	5	35:14	17	1:55:52.82	3:21.31
17	32	RODRIGUEZ Carlos Rafael	CUB	21:35	2	22:44	5	1:20:26	21	1:20:40	16	35:27	18	1:56:08.08	3:36.57
18	9	SAUCEDO MATA Leonardo	MEX	22:12	10	23:20	12	1:19:32	3	1:19:47	2	36:39	23	1:56:26.50	3:54.99
19	17	ROSAS SIERRA Javier	MEX	22:28	24	23:39	25	1:20:25	13	1:20:40	10	36:09	19	1:56:49.99	4:18.48
20	20	VAN DE WYNGARD Felipe	CHI	22:26	22	23:33	21	1:20:25	16	1:20:40	9	36:13	20	1:56:53.86	4:22.35
21	18	FARIAS Luciano	ARG	21:36	3	22:45	6	1:20:26	19	1:20:45	22	36:17	21	1:57:03.47	4:31.96
22	28	ALBERICH Ramon	CUB	22:30	26	23:40	26	1:20:24	10	1:20:40	13	36:24	22	1:57:05.07	4:33.56
23	16	HERNANDEZ Carlos	ESA	22:25	21	23:36	22	1:20:28	25	1:20:50	25	36:54	25	1:57:44.19	5:12.68
24	25	GONZALEZ Gilberto	VEN	22:13	11	23:26	19	1:20:23	9	1:20:45	24	37:37	27	1:58:23.05	5:51.54
25	33	VELEZ RIVERA Edgardo	PUR	22:14	15	23:24	17	1:20:26	20	1:20:40	12	39:22	28	2:00:03.05	7:31.54
26	14	GONZALEZ Camilo	VEN	24:12	32	25:25	32	1:26:37	28	1:26:54	26	33:47	11	2:00:42.09	8:10.58
27	26	HERNANDEZ Hector	DOM	24:06	30	25:20	30	1:26:34	26	1:26:56	28	36:47	24	2:03:43.52	11:12.01
28	36	NANTES Guillermo	URU	24:03	29	25:18	28	1:26:38	30	1:26:57	30	37:19	26	2:04:16.84	11:45.33



Arena Posto 6
Arena do Posto 6
Arena Posto 6

SUN 15 JUL 2007
08:00

Triathlon
Triatlo / Triatlón

Men
Masculino / Masculino

After Race
Após a Prova / Después de la Prueba

Official Results

Resultados Oficiais / Resultados Oficiales

Rk	Start No	Name	NOC Code	Swim (1.5 km)		Transition 1		Bike (40.0 km)		Transition 2		Run (10.0 km)		Total Time	Time Diff
				Time	Rk	Time	Rk	Time	Rk	Time	Rk	Time	Rk		
29	10	MARCOS Antonio	BRA	22:27	23	23:38	24	1:26:42	31	1:26:59	31	39:51	29	2:06:50.94	14:19.43
30	29	MUNIZAGA Benjamin	CHI	22:33	27	23:47	27	1:26:37	29	1:26:54	27	40:46	30	2:07:41.01	15:09.50
	27	CARDENO Ricardo	COL	24:08	31	25:18	29	1:26:35	27	1:26:56	29			DNF	
	37	TORRICO Luis	BOL											DNF	
	12	COCHA Lucas	ARG	24:03	28	25:20	31							LAP	
	31	MACHADO Roberto	CRC	25:54	33	27:31	34							LAP	
	34	DECAUL Marc	GRN	26:14	34	27:31	33							LAP	
	30	FRIELY Carlos	GUA	27:11	35	28:23	35							LAP	

Legend

Rk Rank
DNF Did not finish

Start No Start Number
LAP Overlapped

Diff Difference



Race Analysis

Análise da Corrida / Análisis de la carrera

Rk	Name	NOC Code	Lap	Swim				Bike				Run			
				Split	Rk	Time	Rk	Split	Rk	Time	Rk	Split	Rk	Time Total / Time Diff	Rk
1	ERTEL Julie	USA	Lap1					8:45	2	28:14	2	11:59	7	1:32:46	2
			Lap2					8:33	2	36:48	1	12:22	4	1:45:09	2
			Lap3					8:43	12	45:32	2	12:13	1		
			Lap4					8:39	2	54:11	2				
			Lap5					8:45	11	1:02:57	1				
			Lap6					8:47	6	1:11:45	2				
			Lap7					8:45	1						
			Total			18:14	3	1:01:02	1	1:20:30	1	36:35	2	1:57:23.21	1
Trans	1:14	8	19:28	2	16	8	1:20:47	2							
2	HASKINS Sarah	USA	Lap1					8:46	3	28:14	1	11:58	6	1:32:46	1
			Lap2					8:34	3	36:48	3	12:22	5	1:45:09	1
			Lap3					8:43	11	45:31	1	12:37	3		
			Lap4					8:39	3	54:11	1				
			Lap5					8:46	15	1:02:58	3				
			Lap6					8:47	1	1:11:45	1				
			Lap7					8:45	2						
			Total			18:13	2	1:01:03	2	1:20:31	2	36:58	3	1:57:46.23	2
Trans	1:14	6	19:27	1	15	7	1:20:47	1			+23.02				
3	GROVES Lauren	CAN	Lap1					9:18	18	29:59	7	11:47	2	1:35:17	5
			Lap2					8:53	18	38:52	8	12:05	1	1:47:23	3
			Lap3					8:50	14	47:43	6	12:26	2		
			Lap4					8:43	9	56:26	5				
			Lap5					8:45	9	1:05:12	6				
			Lap6					8:48	15	1:14:01	7				
			Lap7					9:11	15						
			Total			19:29	12	1:02:31	18	1:23:13	9	36:19	1	1:59:50.38	3
Trans	1:11	2	20:41	6	17	11	1:23:30	9			+2:27.17				
4	TREMBLAY Kathy	CAN	Lap1					9:34	23	29:29	5	11:49	3	1:35:15	4
			Lap2					9:22	20	38:52	6	12:19	3	1:47:35	4
			Lap3					8:51	17	47:43	7	12:50	4		
			Lap4					8:44	17	56:27	12				
			Lap5					8:45	8	1:05:13	10				
			Lap6					8:48	11	1:14:01	8				
			Lap7					9:09	6						
			Total			18:42	4	1:03:16	21	1:23:11	5	37:00	4	2:00:25.90	4
Trans	1:12	4	19:55	4	14	3	1:23:25	5			+3:02.69				
5	RAMIREZ JUAREZ Melody Anngel	MEX	Lap1					9:10	12	30:35	21	11:42	1	1:35:18	6
			Lap2					8:39	5	39:14	15	12:27	7	1:47:45	6
			Lap3					8:30	10	47:45	20	12:58	6		
			Lap4					8:42	6	56:28	13				
			Lap5					8:47	20	1:05:15	20				
			Lap6					8:47	2	1:14:03	14				
			Lap7					9:12	18						
			Total			20:08	13	1:01:51	12	1:23:15	19	37:08	5	2:00:44.24	5
Trans	1:15	9	21:24	13	19	23	1:23:35	20			+3:21.03				
6	OHATA Mariana	BRA	Lap1					9:15	15	29:59	6	11:53	5	1:35:22	8
			Lap2					8:53	17	38:52	4	12:19	2	1:47:41	5
			Lap3					8:50	15	47:43	4	13:09	7		
			Lap4					8:44	20	56:27	11				
			Lap5					8:44	1	1:05:12	4				
			Lap6					8:48	14	1:14:00	4				
			Lap7					9:12	17						
			Total			19:25	7	1:02:29	16	1:23:13	10	37:22	6	2:00:51.28	6
Trans	1:17	16	20:43	9	15	6	1:23:29	8			+3:28.07				



Race Analysis

Análise da Corrida / Análisis de la carrera

Rk	Name	NOC Code	Lap	Swim				Bike				Run			
				Split	Rk	Time	Rk	Split	Rk	Time	Rk	Split	Rk	Time Total / Time Diff	Rk
7	CORONA Adriana	MEX	Lap1					8:59	8	30:33	13	12:15	10	1:35:39	9
			Lap2					8:40	7	39:14	13	12:26	6	1:48:06	8
			Lap3					8:29	4	47:43	5	12:53	5		
			Lap4					8:45	21	56:29	18				
			Lap5					8:45	6	1:05:14	15				
			Lap6					8:48	10	1:14:02	12				
			Lap7					9:08	5						
			Total				20:22	22	1:01:36	5	1:23:11	4	37:36	7	2:01:00.46
Trans	1:11	3	21:34	17	12	1	1:23:23	4				+3:37.25			
8	RIVEROS Barbara	CHI	Lap1					9:06	11	30:34	18	11:52	4	1:35:19	7
			Lap2					8:39	4	39:14	12	12:52	8	1:48:11	9
			Lap3					8:30	9	47:44	11	13:31	10		
			Lap4					8:42	7	56:27	8				
			Lap5					8:44	5	1:05:12	5				
			Lap6					8:49	19	1:14:01	9				
			Lap7					9:10	10						
			Total				20:17	16	1:01:44	10	1:23:12	6	38:15	8	2:01:42.89
Trans	1:10	1	21:28	14	14	5	1:23:27	7				+4:19.68			
9	MORENO Carla	BRA	Lap1					9:13	13	29:59	9	12:14	9	1:35:46	10
			Lap2					8:53	19	38:53	10	12:59	9	1:48:46	10
			Lap3					8:50	16	47:44	9	13:17	8		
			Lap4					8:44	19	56:28	14				
			Lap5					8:44	3	1:05:13	9				
			Lap6					8:47	4	1:14:01	5				
			Lap7					9:14	20						
			Total				19:26	9	1:02:29	15	1:23:15	18	38:31	9	2:02:03.29
Trans	1:19	22	20:45	11	16	10	1:23:32	15				+4:40.08			
10	McLARTY Sara	USA	Lap1					8:44	1	28:14	3	13:25	18	1:34:15	3
			Lap2					8:33	1	36:48	2	13:48	15	1:48:04	7
			Lap3					8:43	13	45:32	3	14:02	12		
			Lap4					8:39	1	54:11	3				
			Lap5					8:45	12	1:02:57	2				
			Lap6					8:47	7	1:11:45	3				
			Lap7					8:48	3						
			Total				18:13	1	1:01:03	3	1:20:34	3	41:16	16	2:02:07.68
Trans	1:17	12	19:30	3	16	9	1:20:50	3				+4:44.47			
11	BONILLA Paola	ECU	Lap1					9:02	9	30:35	20	12:11	8	1:35:46	11
			Lap2					8:40	8	39:15	19	12:59	10	1:48:46	11
			Lap3					8:29	6	47:45	18	13:30	9		
			Lap4					8:43	16	56:29	20				
			Lap5					8:44	2	1:05:14	14				
			Lap6					8:49	18	1:14:03	18				
			Lap7					9:11	12						
			Total				20:13	15	1:01:42	9	1:23:15	16	38:41	10	2:02:16.72
Trans	1:18	19	21:32	16	20	24	1:23:35	19				+4:53.51			
12	DUFFY Flora	BER	Lap1					9:16	16	29:59	8	12:33	11	1:36:04	13
			Lap2					8:53	16	38:52	7	13:12	11	1:49:17	12
			Lap3					8:51	18	47:43	8	13:56	11		
			Lap4					8:43	8	56:26	6				
			Lap5					8:45	10	1:05:12	7				
			Lap6					8:49	16	1:14:01	10				
			Lap7					9:12	16						
			Total				19:28	11	1:02:31	17	1:23:14	12	39:42	11	2:03:13.92
Trans	1:14	7	20:43	7	17	12	1:23:31	10				+5:50.71			



Race Analysis

Análise da Corrida / Análisis de la carrera

Rk	Name	NOC Code	Lap	Swim				Bike				Run			
				Split	Rk	Time	Rk	Split	Rk	Time	Rk	Split	Rk	Time Total / Time Diff	Rk
13	PEREZ Yanitza	CUB	Lap1					8:55	4	30:34	15	12:44	13	1:36:16	14
			Lap2					8:41	11	39:15	17	13:15	12	1:49:32	13
			Lap3					8:28	3	47:44	14	14:17	15		
			Lap4					8:44	18	56:28	16				
			Lap5					8:44	4	1:05:13	11				
			Lap6					8:50	21	1:14:04	20				
			Lap7					9:08	4						
			Total			20:20	20	1:01:34	4	1:23:12	8	40:17	12	2:03:49.24	13
Trans	1:17	17	21:38	21	18	17	1:23:31	12			+6:26.03				
14	CARDINALE Alia	CRC	Lap1					8:58	6	30:34	19	12:51	14	1:36:24	15
			Lap2					8:39	6	39:14	14	13:30	13	1:49:55	14
			Lap3					8:29	7	47:44	12	14:04	13		
			Lap4					8:42	5	56:26	4				
			Lap5					8:48	21	1:05:15	18				
			Lap6					8:47	8	1:14:03	15				
			Lap7					9:11	13						
			Total			20:19	18	1:01:37	7	1:23:14	14	40:26	13	2:03:59.86	14
Trans	1:17	13	21:36	20	18	16	1:23:33	16			+6:36.65				
15	GOMEZ TIRADO Dunia	MEX	Lap1					8:58	7	30:34	17	12:35	12	1:36:01	12
			Lap2					8:41	10	39:15	21	13:55	18	1:49:57	15
			Lap3					8:28	2	47:44	13	14:23	16		
			Lap4					8:43	10	56:27	10				
			Lap5					8:46	18	1:05:14	13				
			Lap6					8:48	9	1:14:02	11				
			Lap7					9:10	9						
			Total			20:22	23	1:01:37	6	1:23:12	7	40:53	14	2:04:20.30	15
Trans	1:12	5	21:35	18	13	2	1:23:26	6			+6:57.09				
16	GEIJO Pamela	ARG	Lap1					9:05	10	30:34	16	13:11	16	1:36:44	16
			Lap2					8:41	9	39:15	18	13:45	14	1:50:29	16
			Lap3					8:29	8	47:45	19	14:08	14		
			Lap4					8:43	15	56:29	19				
			Lap5					8:45	7	1:05:14	16				
			Lap6					8:49	17	1:14:04	19				
			Lap7					9:10	7						
			Total			20:11	14	1:01:45	11	1:23:14	13	41:05	15	2:04:37.89	16
Trans	1:17	15	21:29	15	17	13	1:23:32	14			+7:14.68				
17	RODRIGUEZ Venus	CUB	Lap1					9:48	27	30:34	14	13:27	19	1:37:04	18
			Lap2					8:41	13	39:15	20	13:52	17	1:50:56	17
			Lap3					8:28	1	47:44	10	14:31	18		
			Lap4					8:43	11	56:27	9				
			Lap5					8:46	19	1:05:13	12				
			Lap6					8:47	3	1:14:01	6				
			Lap7					9:13	19						
			Total			19:27	10	1:02:29	14	1:23:15	17	41:51	17	2:05:28.44	17
Trans	1:18	18	20:46	12	22	25	1:23:37	21			+8:05.23				
18	D CROZ Fiorella	COL	Lap1					8:57	5	30:33	12	13:23	17	1:36:55	17
			Lap2					8:41	12	39:15	16	14:13	20	1:51:08	18
			Lap3					8:29	5	47:45	16	14:45	19		
			Lap4					8:43	12	56:28	15				
			Lap5					8:46	16	1:05:14	17				
			Lap6					8:47	5	1:14:02	13				
			Lap7					9:14	21						
			Total			20:18	17	1:01:41	8	1:23:17	21	42:21	19	2:05:53.79	18
Trans	1:17	14	21:36	19	14	4	1:23:32	13			+8:30.58				

Race Analysis

Análise da Corrida / Análisis de la carrera

Rk	Name	NOC Code	Lap	Swim				Bike				Run			
				Split	Rk	Time	Rk	Split	Rk	Time	Rk	Split	Rk	Time Total / Time Diff	Rk
19	SOLDAN Sandra	BRA	Lap1					9:24	19	29:29	4	13:36	21	1:37:10	19
			Lap2					9:23	22	38:53	11	14:20	21	1:51:30	19
			Lap3					8:51	19	47:45	17	15:05	22		
			Lap4					8:43	13	56:28	17				
			Lap5					8:46	17	1:05:15	19				
			Lap6					8:48	12	1:14:03	17				
			Lap7					9:11	14						
			Total			18:43	5	1:03:10	20	1:23:15	15	43:01	21	2:06:35.99	19
Trans			1:20	24	20:04	5	19	19	1:23:34	17	+9:12.78				
20	LOPEZ Rosemary	VEN	Lap1					9:14	14	29:59	10	13:39	22	1:37:11	20
			Lap2					8:52	14	38:52	5	14:32	22	1:51:44	20
			Lap3					8:52	20	47:44	15	16:03	23		
			Lap4					8:42	4	56:27	7				
			Lap5					8:45	13	1:05:13	8				
			Lap6					8:50	20	1:14:03	16				
			Lap7					9:10	8						
			Total			19:25	6	1:02:28	13	1:23:13	11	44:15	23	2:07:47.64	20
Trans			1:19	23	20:45	10	17	14	1:23:31	11	+10:24.43				
21	RIOS la LUZ Melissa	PUR	Lap1					9:16	17	30:00	11	13:55	23	1:37:30	21
			Lap2					8:52	15	38:53	9	15:24	24	1:52:55	21
			Lap3					8:52	21	47:46	21	16:06	24		
			Lap4					8:43	14	56:29	21				
			Lap5					8:46	14	1:05:15	21				
			Lap6					8:48	13	1:14:04	21				
			Lap7					9:11	11						
			Total			19:26	8	1:02:32	19	1:23:15	20	45:26	24	2:09:01.49	21
Trans			1:16	11	20:43	8	19	18	1:23:35	18	+11:38.28				
22	BRAVO Elizabeth	ECU	Lap1					9:39	24	31:23	22	13:11	15	1:42:07	22
			Lap2					9:25	27	40:49	24	14:08	19	1:56:15	22
			Lap3					9:21	25	50:10	26	14:46	20		
			Lap4					9:27	22	59:37	23				
			Lap5					9:23	22	1:09:01	22				
			Lap6					9:27	25	1:18:28	22				
			Lap7					10:09	25						
			Total			20:24	25	1:06:54	25	1:28:37	25	42:05	18	2:11:01.88	22
Trans			1:18	21	21:43	24	18	15	1:28:56	23	+13:38.67				
23	JUSTO Maydelen	CUB	Lap1					9:43	26	31:23	25	13:34	20	1:42:31	23
			Lap2					9:25	26	40:49	26	13:52	16	1:56:23	23
			Lap3					9:20	23	50:10	24	14:57	21		
			Lap4					9:28	24	59:38	26				
			Lap5					9:23	25	1:09:02	26				
			Lap6					9:26	23	1:18:29	25				
			Lap7					10:08	24						
			Total			20:21	21	1:06:57	26	1:28:37	24	42:24	20	2:11:21.32	23
Trans			1:18	20	21:40	22	19	21	1:28:57	25	+13:58.11				
24	UMANA Monica	CRC	Lap1					9:33	22	31:23	23	13:57	24	1:43:04	24
			Lap2					9:25	23	40:48	22	14:33	23	1:57:37	24
			Lap3					9:21	26	50:10	25	14:30	17		
			Lap4					9:27	23	59:37	22				
			Lap5					9:24	26	1:09:02	25				
			Lap6					9:26	22	1:18:28	23				
			Lap7					10:13	26						
			Total			20:23	24	1:06:51	23	1:28:41	26	43:01	22	2:12:08.31	24
Trans			1:26	28	21:49	25	24	26	1:29:06	26	+14:45.10				



Arena Posto 6
Arena do Posto 6
Arena Posto 6

SUN 15 JUL 2007
10:30

Triathlon
Triatlo / Triatlón

Women
Feminino / Femenino

After Race
Após a Prova / Después de la Prueba

Race Analysis

Análise da Corrida / Análisis de la carrera

Rk	Name	NOC Code	Lap	Swim				Bike				Run			
				Split	Rk	Time	Rk	Split	Rk	Time	Rk	Split	Rk	Time Total / Time Diff	Rk
25	LOPEZ ARGENTA Virginia	URU	Lap1					9:33	21	31:23	24	14:29	25	1:43:26	25
			Lap2					9:25	25	40:49	23	15:43	25	1:59:10	25
			Lap3					9:20	24	50:09	23	16:08	25		
			Lap4					9:28	26	59:38	25				
			Lap5					9:23	24	1:09:01	24				
			Lap6					9:27	24	1:18:28	24				
			Lap7					10:08	23						
			Total				20:25	26	1:06:46	22	1:28:37	23	46:21	25	2:15:18.67
Trans			1:24	27	21:50	26	19	22	1:28:57	24			+17:55.46		
26	KONDRATAVICIUSARG Nidia	ARG	Lap1					9:41	25	31:24	26	14:40	26	1:43:36	26
			Lap2					9:25	24	40:49	25	15:50	26	1:59:26	26
			Lap3					9:20	22	50:09	22	16:20	26		
			Lap4					9:28	25	59:37	24				
			Lap5					9:23	23	1:09:01	23				
			Lap6					9:27	26	1:18:29	26				
			Lap7					10:06	22						
			Total				20:20	19	1:06:53	24	1:28:36	22	46:51	26	2:15:46.76
Trans			1:21	25	21:42	23	19	20	1:28:55	22			+18:23.55		
0	MORALES Carmenza	COL	Lap1												
			Lap2												
			Lap3												
			Lap4												
			Lap5												
			Lap6												
			Lap7												
			Total												
Trans															
0	MORALES Carmenza	COL	Lap1												
			Lap2												
			Lap3												
			Lap4												
			Lap5												
			Lap6												
			Lap7												
			Total												
Trans															

Legend

Rk Rank

Start NoStart Number

DNF Did not finish



Race Analysis

Análise da Corrida / Análisis de la carrera

Rk	Name	NOC Code	Lap	Swim				Bike				Run				
				Split	Rk	Time	Rk	Split	Rk	Time	Rk	Split	Rk	Time Total / Time Diff	Rk	
1	POTTS Andy	USA	Lap1					8:34	18	30:58	1					
			Lap2					8:12	9	39:11	1					
			Lap3					8:15	25	47:26	1					
			Lap4					8:13	25	55:39	15					
			Lap5					7:58	6	1:03:38	11					
			Lap6					8:18	13	1:11:57	5					
			Lap7					8:27	20							
			Total				21:17	1	58:00	25	1:20:24	12	31:51	1	1:52:31.51	1
			Trans			1:05	7	22:23	1	15	13	1:20:40	11			
2	McMAHON Brent	CAN	Lap1					8:01	9	31:18	2					
			Lap2					8:17	19	39:35	4					
			Lap3					8:11	22	47:46	8					
			Lap4					7:50	3	55:37	3					
			Lap5					7:50	4	1:03:27	1					
			Lap6					7:54	3	1:11:22	1					
			Lap7					8:09	5							
			Total				22:10	7	56:15	4	1:19:31	2	32:49	6	1:52:38.19	2
			Trans			1:05	6	23:16	7	16	17	1:19:48	4		+6.68	
3	MOREIRA JUNIOR Juraci	BRA	Lap1					7:55	2	31:18	3					
			Lap2					8:16	15	39:35	2					
			Lap3					8:10	19	47:45	3					
			Lap4					7:50	6	55:36	1					
			Lap5					8:02	16	1:03:39	14					
			Lap6					8:19	20	1:11:59	15					
			Lap7					8:27	19							
			Total				22:15	17	57:03	17	1:20:26	18	32:10	2	1:52:54.79	3
			Trans			1:07	12	23:22	15	17	23	1:20:44	20		+23.28	
4	JONES Kyle	CAN	Lap1					8:01	8	31:19	7					
			Lap2					8:17	23	39:37	11					
			Lap3					8:09	12	47:46	7					
			Lap4					7:51	9	55:38	8					
			Lap5					8:00	11	1:03:38	7					
			Lap6					8:19	18	1:11:58	8					
			Lap7					8:29	25							
			Total				22:14	14	57:09	19	1:20:27	23	32:23	3	1:53:05.25	4
			Trans			1:03	1	23:17	9	14	6	1:20:42	17		+33.74	
5	CHACON Leonardo	CRC	Lap1					7:57	4	31:19	8					
			Lap2					8:16	13	39:35	6					
			Lap3					8:10	20	47:46	9					
			Lap4					7:50	5	55:37	5					
			Lap5					8:01	14	1:03:38	10					
			Lap6					8:20	21	1:11:58	12					
			Lap7					8:23	14							
			Total				22:16	19	57:00	12	1:20:22	6	32:35	4	1:53:13.75	5
			Trans			1:05	8	23:22	14	15	11	1:20:37	6		+42.24	
6	SHOEMAKER Jarrod	USA	Lap1					8:36	21	31:18	4					
			Lap2					8:16	18	39:35	5					
			Lap3					8:12	24	47:48	16					
			Lap4					7:50	4	55:38	10					
			Lap5					7:59	7	1:03:38	6					
			Lap6					8:20	23	1:11:58	10					
			Lap7					8:28	22							
			Total				21:37	5	57:44	24	1:20:26	22	32:51	7	1:53:32.74	6
			Trans			1:04	4	22:42	2	14	2	1:20:40	15		+1:01.23	



Arena Posto 6
Arena do Posto 6
Arena Posto 6

SUN 15 JUL 2007
08:00

Triathlon
Triatlo / Triatlón

Men
Masculino / Masculino

After Race
Após a Prova / Después de la Prueba

Race Analysis

Análise da Corrida / Análisis de la carrera

Rk	Name	NOC Code	Lap	Swim				Bike				Run					
				Split	Rk	Time	Rk	Split	Rk	Time	Rk	Split	Rk	Time Total / Time Diff	Rk		
7	GONZALEZ Michel	CUB	Lap1					8:35	19	31:18	5						
			Lap2					8:17	24	39:36	10						
			Lap3					8:09	10	47:46	4						
			Lap4					7:51	7	55:37	4						
			Lap5					8:01	15	1:03:38	13						
			Lap6					8:19	16	1:11:58	9						
			Lap7					8:26	18								
			Total				21:36	4	57:41	21	1:20:25	14	32:48	5	1:53:34.57	7	
Trans			1:06	11	22:43	4	20	27	1:20:45	23			+1:03.06				
8	FLEISCHMANN Brian	USA	Lap1					8:37	22	31:19	10						
			Lap2					8:16	14	39:36	7						
			Lap3					8:11	23	47:48	17						
			Lap4					7:48	1	55:36	2						
			Lap5					8:02	17	1:03:39	17						
			Lap6					8:18	15	1:11:58	11						
			Lap7					8:27	21								
			Total				21:38	6	57:42	23	1:20:25	17	32:54	8	1:53:37.36	8	
Trans			1:04	2	22:42	3	17	21	1:20:43	19			+1:05.85				
9	GARZA HEIRAS Arturo	MEX	Lap1					8:02	10	31:20	16						
			Lap2					8:15	11	39:36	9						
			Lap3					8:09	13	47:46	6						
			Lap4					7:53	16	55:40	16						
			Lap5					7:58	5	1:03:38	9						
			Lap6					8:20	24	1:11:58	13						
			Lap7					8:26	17								
			Total				22:13	13	57:06	18	1:20:25	15	33:02	9	1:53:43.51	9	
Trans			1:04	5	23:18	10	15	10	1:20:40	14			+1:12.00				
10	ARIAS Jorge	COL	Lap1					7:57	6	31:19	9						
			Lap2					8:17	22	39:37	13						
			Lap3					8:09	16	47:47	12						
			Lap4					7:51	11	55:39	12						
			Lap5					8:00	12	1:03:39	15						
			Lap6					8:20	22	1:11:59	17						
			Lap7					8:25	16								
			Total				22:14	16	57:02	16	1:20:24	11	33:10	10	1:53:53.76	10	
Trans			1:06	10	23:21	13	18	24	1:20:42	18			+1:22.25				
11	TICHELAAR Paul	CAN	Lap1					8:04	11	31:20	14						
			Lap2					8:15	12	39:36	8						
			Lap3					8:11	21	47:47	14						
			Lap4					7:50	2	55:37	6						
			Lap5					7:49	3	1:03:27	2						
			Lap6					7:54	4	1:11:22	4						
			Lap7					8:09	4								
			Total				22:11	8	56:15	3	1:19:31	1	34:17	12	1:54:03.16	11	
Trans			1:04	3	23:16	8	14	3	1:19:45	1			+1:31.65				
12	CUEVAS Javier	DOM	Lap1					7:55	3	31:21	17						
			Lap2					8:16	17	39:38	17						
			Lap3					8:09	14	47:47	15						
			Lap4					7:52	14	55:40	17						
			Lap5					7:47	1	1:03:27	3						
			Lap6					7:54	2	1:11:22	3						
			Lap7					8:09	8								
			Total				22:13	12	56:07	1	1:19:32	4	35:01	15	1:54:49.39	12	
Trans			1:11	26	23:25	18	15	14	1:19:48	3			+2:17.88				



Race Analysis

Análise da Corrida / Análisis de la carrera

Rk	Name	NOC Code	Lap	Swim				Bike				Run					
				Split	Rk	Time	Rk	Split	Rk	Time	Rk	Split	Rk	Time Total / Time Diff	Rk		
13	de CASTILHO Virgilio	BRA	Lap1					8:40	23	32:08	25						
			Lap2					8:05	1	40:14	23						
			Lap3					7:56	4	48:10	21						
			Lap4					7:55	23	56:05	24						
			Lap5					8:12	23	1:04:17	25						
			Lap6					7:58	7	1:12:16	25						
			Lap7					8:12	11								
			Total				22:17	20	57:00	13	1:20:28	24	34:32	13	1:55:17.24	13	
			Trans			1:09	19	23:27	20	16	18	1:20:44	21			+2:45.73	
14	VIVAS Jose	VEN	Lap1					8:47	25	32:07	21						
			Lap2					8:06	4	40:14	20						
			Lap3					7:56	7	48:10	24						
			Lap4					7:54	18	56:05	20						
			Lap5					8:11	20	1:04:17	20						
			Lap6					7:58	12	1:12:15	23						
			Lap7					8:07	2								
			Total				22:12	9	57:02	15	1:20:23	8	34:53	14	1:55:31.71	14	
			Trans			1:08	15	23:20	11	15	12	1:20:38	8			+3:00.20	
15	BIANCO Velmar	ARG	Lap1					8:29	14	32:07	20						
			Lap2					8:06	8	40:14	25						
			Lap3					7:55	1	48:09	19						
			Lap4					7:55	22	56:05	19						
			Lap5					8:12	24	1:04:17	22						
			Lap6					7:58	6	1:12:15	20						
			Lap7					8:07	1								
			Total				22:29	25	56:44	6	1:20:22	5	35:02	16	1:55:40.29	15	
			Trans			1:09	16	23:38	23	15	15	1:20:38	7			+3:08.78	
16	JIMENEZ VERAS Yean Carlos	DOM	Lap1					7:57	5	31:20	11						
			Lap2					8:17	20	39:37	12						
			Lap3					8:09	15	47:46	10						
			Lap4					7:51	13	55:38	11						
			Lap5					7:59	8	1:03:38	8						
			Lap6					8:20	25	1:11:59	16						
			Lap7					8:23	13								
			Total				22:16	18	57:00	11	1:20:22	7	35:14	17	1:55:52.82	16	
			Trans			1:06	9	23:22	16	14	7	1:20:37	5			+3:21.31	
17	RODRIGUEZ Carlos Rafael	CUB	Lap1					8:35	20	31:20	13						
			Lap2					8:17	21	39:37	16						
			Lap3					8:08	9	47:46	5						
			Lap4					7:51	12	55:37	7						
			Lap5					7:59	10	1:03:37	5						
			Lap6					8:19	19	1:11:57	7						
			Lap7					8:28	23								
			Total				21:35	2	57:41	22	1:20:26	21	35:27	18	1:56:08.08	17	
			Trans			1:09	17	22:44	5	14	4	1:20:40	16			+3:36.57	
18	SAUCEDO MATA Leonardo	MEX	Lap1					7:59	7	31:20	12						
			Lap2					8:15	10	39:35	3						
			Lap3					8:10	18	47:45	2						
			Lap4					7:53	15	55:39	14						
			Lap5					7:48	2	1:03:28	4						
			Lap6					7:54	1	1:11:22	2						
			Lap7					8:09	6								
			Total				22:12	10	56:11	2	1:19:32	3	36:39	23	1:56:26.50	18	
			Trans			1:07	14	23:20	12	15	9	1:19:47	2			+3:54.99	



Arena Posto 6
Arena do Posto 6
Arena Posto 6

SUN 15 JUL 2007
08:00

Triathlon
Triatlo / Triatlón

Men
Masculino / Masculino

After Race
Após a Prova / Después de la Prueba

Race Analysis

Análise da Corrida / Análisis de la carrera

Rk	Name	NOC Code	Lap	Swim				Bike				Run					
				Split	Rk	Time	Rk	Split	Rk	Time	Rk	Split	Rk	Time Total / Time Diff	Rk		
19	ROSAS SIERRA Javier	MEX	Lap1					8:28	13	32:07	19						
			Lap2					8:06	6	40:13	18						
			Lap3					7:56	5	48:10	20						
			Lap4					7:55	21	56:05	21						
			Lap5					8:12	22	1:04:17	23						
			Lap6					7:57	5	1:12:15	18						
			Lap7					8:09	7								
			Total				22:28	24	56:45	7	1:20:25	13	36:09	19	1:56:49.99	19	
Trans			1:10	23	23:39	25	15	8	1:20:40	10			+4:18.48				
20	VAN DE WYNGARD Felipe	CHI	Lap1					8:34	17	32:08	23						
			Lap2					8:05	2	40:14	21						
			Lap3					7:56	8	48:11	25						
			Lap4					7:54	19	56:05	23						
			Lap5					8:11	19	1:04:17	21						
			Lap6					7:58	8	1:12:15	22						
			Lap7					8:10	9								
			Total				22:26	22	56:51	8	1:20:25	16	36:13	20	1:56:53.86	20	
Trans			1:07	13	23:33	21	14	5	1:20:40	9			+4:22.35				
21	FARIAS Luciano	ARG	Lap1					8:33	16	31:19	6						
			Lap2					8:18	25	39:37	14						
			Lap3					8:09	17	47:47	13						
			Lap4					7:51	10	55:39	13						
			Lap5					7:59	9	1:03:38	12						
			Lap6					8:18	14	1:11:57	6						
			Lap7					8:28	24								
			Total				21:36	3	57:40	20	1:20:26	19	36:17	21	1:57:03.47	21	
Trans			1:09	18	22:45	6	19	25	1:20:45	22			+4:31.96				
22	ALBERICH Ramon	CUB	Lap1					8:27	12	32:08	24						
			Lap2					8:06	5	40:14	24						
			Lap3					7:56	3	48:10	22						
			Lap4					7:54	20	56:05	22						
			Lap5					8:12	25	1:04:17	24						
			Lap6					7:58	9	1:12:15	24						
			Lap7					8:08	3								
			Total				22:30	26	56:43	5	1:20:24	10	36:24	22	1:57:05.07	22	
Trans			1:10	22	23:40	26	16	16	1:20:40	13			+4:33.56				
23	HERNANDEZ Carlos	ESA	Lap1					8:30	15	32:07	18						
			Lap2					8:06	7	40:13	19						
			Lap3					7:55	2	48:09	18						
			Lap4					7:56	24	56:05	25						
			Lap5					8:10	18	1:04:16	18						
			Lap6					7:58	10	1:12:15	19						
			Lap7					8:13	12								
			Total				22:25	21	56:52	9	1:20:28	25	36:54	25	1:57:44.19	23	
Trans			1:10	24	23:36	22	21	30	1:20:50	25			+5:12.68				
24	GONZALEZ Gilberto	VEN	Lap1					7:54	1	31:20	15						
			Lap2					8:16	16	39:37	15						
			Lap3					8:09	11	47:47	11						
			Lap4					7:51	8	55:38	9						
			Lap5					8:00	13	1:03:39	16						
			Lap6					8:19	17	1:11:59	14						
			Lap7					8:24	15								
			Total				22:13	11	56:56	10	1:20:23	9	37:37	27	1:58:23.05	24	
Trans			1:13	30	23:26	19	22	31	1:20:45	24			+5:51.54				



Arena Posto 6
Arena do Posto 6
Arena Posto 6

SUN 15 JUL 2007
08:00

Triathlon
Triatlo / Triatlón

Men
Masculino / Masculino

After Race
Após a Prova / Después de la Prueba

Race Analysis

Análise da Corrida / Análisis de la carrera

Rk	Name	NOC Code	Lap	Swim				Bike				Run					
				Split	Rk	Time	Rk	Split	Rk	Time	Rk	Split	Rk	Time Total / Time Diff	Rk		
25	VELEZ RIVERA Edgardo	PUR	Lap1					8:43	24	32:08	22						
			Lap2					8:06	3	40:14	22						
			Lap3					7:56	6	48:10	23						
			Lap4					7:54	17	56:04	18						
			Lap5					8:12	21	1:04:16	19						
			Lap6					7:58	11	1:12:15	21						
			Lap7					8:11	10								
			Total					22:14	15	57:01	14	1:20:26	20	39:22	28	2:00:03.05	25
			Trans	1:09	20	23:24	17	13	1	1:20:40	12					+7:31.54	
26	GONZALEZ Camilo	VEN	Lap1					8:54	26	34:20	30						
			Lap2					8:34	26	42:54	27						
			Lap3					8:30	30	51:25	30						
			Lap4					8:41	26	1:00:06	26						
			Lap5					8:39	27	1:08:45	27						
			Lap6					8:48	28	1:17:33	27						
			Lap7					9:03	30								
			Total				24:12	32	1:01:12	26	1:26:37	28	33:47	11	2:00:42.09	26	
			Trans	1:12	28	25:25	32	17	20	1:26:54	26					+8:10.58	
27	HERNANDEZ Hector	DOM	Lap1					8:59	28	34:19	29						
			Lap2					8:34	28	42:54	29						
			Lap3					8:29	26	51:24	27						
			Lap4					8:42	29	1:00:06	28						
			Lap5					8:38	26	1:08:45	26						
			Lap6					8:48	27	1:17:33	26						
			Lap7					9:01	27								
			Total				24:06	30	1:01:14	27	1:26:34	26	36:47	24	2:03:43.52	27	
			Trans	1:13	29	25:20	30	21	29	1:26:56	28					+11:12.01	
28	NANTES Guillermo	URU	Lap1					9:02	30	34:20	31						
			Lap2					8:34	27	42:54	28						
			Lap3					8:30	29	51:24	28						
			Lap4					8:41	28	1:00:06	27						
			Lap5					8:40	31	1:08:47	31						
			Lap6					8:48	30	1:17:35	31						
			Lap7					9:02	28								
			Total				24:03	29	1:01:20	29	1:26:38	30	37:19	26	2:04:16.84	28	
			Trans	1:14	32	25:18	28	19	26	1:26:57	30					+11:45.33	
29	MARCOS Antonio	BRA	Lap1					10:14	35	33:52	27						
			Lap2					9:02	33	42:54	30						
			Lap3					8:30	27	51:25	29						
			Lap4					8:42	30	1:00:07	31						
			Lap5					8:39	28	1:08:46	28						
			Lap6					8:48	31	1:17:35	29						
			Lap7					9:06	31								
			Total				22:27	23	1:03:03	31	1:26:42	31	39:51	29	2:06:50.94	29	
			Trans	1:11	25	23:38	24	17	22	1:26:59	31					+14:19.43	
30	MUNIZAGA Benjamin	CHI	Lap1					9:09	33	32:56	26						
			Lap2					9:03	34	42:00	26						
			Lap3					9:07	34	51:08	26						
			Lap4					8:58	34	1:00:07	30						
			Lap5					8:39	29	1:08:46	29						
			Lap6					8:47	26	1:17:34	28						
			Lap7					9:03	29								
			Total				22:33	27	1:02:50	30	1:26:37	29	40:46	30	2:07:41.01	30	
			Trans	1:14	31	23:47	27	16	19	1:26:54	27					+15:09.50	



Arena Posto 6
Arena do Posto 6
Arena Posto 6

SUN 15 JUL 2007
08:00

Triathlon
Triatlo / Triatlón

Men
Masculino / Masculino

After Race
Após a Prova / Después de la Prueba

Race Analysis

Análise da Corrida / Análisis de la carrera

Rk	Name	NOC Code	Lap	Swim				Bike				Run			
				Split	Rk	Time	Rk	Split	Rk	Time	Rk	Split	Rk	Time Total / Time Diff	Rk
0	CARDENO Ricardo	COL	Lap1					9:00	29	34:19	28				
			Lap2					8:35	29	42:55	31				
			Lap3					8:30	28	51:25	31				
			Lap4					8:41	27	1:00:06	29				
			Lap5					8:40	30	1:08:46	30				
			Lap6					8:48	29	1:17:35	30				
			Lap7					9:00	26						
			Total				24:08	31	1:01:16	28	1:26:35	27			
Trans			1:09	21	25:18	29	21	28	1:26:56	29					
0	TORRICO Luis	BOL	Lap1												
			Lap2												
			Lap3												
			Lap4												
			Lap5												
			Lap6												
			Lap7												
			Total												
Trans															
0	CARDENO Ricardo	COL	Lap1					9:00	29	34:19	28				
			Lap2					8:35	29	42:55	31				
			Lap3					8:30	28	51:25	31				
			Lap4					8:41	27	1:00:06	29				
			Lap5					8:40	30	1:08:46	30				
			Lap6					8:48	29	1:17:35	30				
			Lap7					9:00	26						
			Total				24:08	31	1:01:16	28	1:26:35	27			DNF
Trans			1:09	21	25:18	29	21	28	1:26:56	29					
0	TORRICO Luis	BOL	Lap1												
			Lap2												
			Lap3												
			Lap4												
			Lap5												
			Lap6												
			Lap7												
			Total												DNF
Trans															

Legend

Rk Rank

Start NoStart Number

DNF Did not finish



TRIATHLON

Official Communication

Item: 1

Triathlon Men's race

No split time for Run

The tournament for the mens race had to be moved due to space problems within the transition area while the women were setting up their equipment.

Issued by: Jaine Cadaval - ITU Technical Delegate Triathlon

Time: 13:00

Date: 15 JUL 2007

This decision affects:

RESULTS

SCHEDULE

OTHER

<input type="checkbox"/>
<input type="checkbox"/>
<input checked="" type="checkbox"/>

Note:



Official Communication

Item: 1

Triathlon Men's race

No split time for Run

The tournament for the mens race had to be moved due to space problems within the transition area while the women were setting up their equipment.

Issued by: Jaine Cadaval - ITU Technical Delegate Triathlon

Time: 13:00

Date: 15 JUL 2007

This decision affects:

RESULTS

SCHEDULE

OTHER

<input type="checkbox"/>
<input type="checkbox"/>
<input checked="" type="checkbox"/>

Note:



TRIATHLON

Official Communication

Item: 1

Triathlon Men's race

No split time for Run

The tournament for the mens race had to be moved due to space problems within the transition area while the women were setting up their equipment.

Issued by: Jaine Cadaval - ITU Technical Delegate Triathlon

Time: 13:00

Date: 15 JUL 2007

This decision affects:

RESULTS

SCHEDULE

OTHER

<input type="checkbox"/>
<input type="checkbox"/>
<input checked="" type="checkbox"/>

Note:



Arena Posto 6
Arena do Posto 6
Arena Posto 6

Triathlon
Triatlo / Triatlón

Medallists By Event

Medalhistas por Evento / Medallista por evento

Event	Date	Medal	Name	NOC Code
Men	15 JUL 2007	GOLD	POTTS Andy	USA
		SILVER	MCMAHON Brent	CAN
		BRONZE	MOREIRA JUNIOR Juraci	BRA
Women	15 JUL 2007	GOLD	ERTEL Julie	USA
		SILVER	HASKINS Sarah	USA
		BRONZE	GROVES Lauren	CAN



Medal Standings

Posições das Medalhas / posiciones de medallas

Rank	NOC	Men				Women				Total				Rank by Total
		G	S	B	Tot	G	S	B	Tot	G	S	B	Tot	
1	USA - United States of America	1	0	0	1	1	1	0	2	2	1	0	3	1
2	CAN - Canada	0	1	0	1	0	0	1	1	0	1	1	2	2
3	BRA - Brazil	0	0	1	1	0	0	0	0	0	0	1	1	3
Total		1	1	1	3	1	1	1	3	2	2	2	6	

Legend

G Gold

S Silver

B Bronze

Tot Total

= Equal sign indicates that two or more athletes share the same rank

Voleibol
Voleibol
Volleyball





Medallists

Medallistas / Medalhistas

THU 19 JUL 2007

GOLD	SILVER	BRONZE
------	--------	--------

CUB - Cuba

- 1 C RUIZ Yumilka
- 2 SANTOS Yanelys
- 3 CARRILLO Nancy
- 4 GONZALEZ Yenisey
- 6 RAMIREZ Daimi
- 8 L ORTÍZ Yahima
- 10 HERRERA Yusleynis
- 11 MESA Liana
- 12 CALDERON Rosir
- 14 CARCACES Kenia
- 15 SILIE Yusidey
- 18 BARROS Zoila

BRA - Brazil

- 1 OLIVEIRA Walewska
- 2 ALBUQUERQUE Carolina
- 3 STEINBRECHER Marianne
- 4 PEQUENO Paula
- 6 MENEZES Thaisa
- 7 C SOUZA Helia
- 9 CLAUDINO Fabiana
- 10 GONZAGA Welissa
- 11 COIMBRA Erika
- 13 CASTRO Sheilla
- 14 L OLIVEIRA Fabiana
- 15 BIDIAS Regiane

USA - United States of America

- 2 C SCOTT-ARRUDA Danielle
- 3 HANEEF-PARK Tayyiba
- 4 FAIR Charnette
- 5 L MICHAELIS Kristen
- 6 AKINRADEWO Foluke
- 7 TOMES Laura
- 10 BARBOZA Cynthia
- 12 NOBLE Kimberly
- 13 HAMPTON Maurelle
- 15 THOMPSON Courtney
- 16 HUNTER Lindsey
- 18 BUSSE Cassie

Legend:

C Team Captain **L** Libero Player

Final Standings

Posiciones finales / Posições Finais

As of 19 JUL 2007 at 23:26

P4

Medal	Rank	Team
Gold	1	CUB - Cuba
Silver	2	BRA - Brazil
Bronze	3	USA - United States of America
	4	PER - Peru
	5	DOM - Dominican Republic
	6	PUR - Puerto Rico
	7	MEX - Mexico
	8	CRC - Costa Rica

Player Awards

MVP	
Best Scorer	BETHANIA de la CRUZ (DOM)
Best Blocker	RONDON Cindy (DOM)
Best Server	HANEEF-PARK Tayyiba (USA)
Best Digger	SEILHAMER Debora (PUR)
Best Setter	SOUZA Helia (BRA)
Best Receiver	CRUZ Aurea (PUR)
Best Libero	CASO Carmen (DOM)

Legend:
MVP Most Valuable Player

Team Roster

Formación del Equipo / Escalação das Equipes

As of 13 JUL 2007 at 23:22

BRA - Brazil

No	C/L	Name	Height m/ft in	Weight kg/lbs	Highest Reach		Date of Birth Club	National Selections			
					Spike cm	Block cm		WCH	OG	Oth	Tot
1		OLIVEIRA Walewska	1,90/6'3"	73/161	310	290	10 JAN 1979 PERUGIA (ITA)	4	8	23	35
2		ALBUQUERQUE Carolina	1,81/5'11"	77/170	290	281	25 JUL 1977 FINASA	8	0	17	25
3		STEINBRECHER Marianne	1,89/6'2"	72/159	310	290	23 AUG 1983 PESARO (ITA)	7	7	9	23
4		PEQUENO Paula	1,83/6'0"	73/161	302	285	22 JAN 1982 FINASA	24	7	24	55
6		MENEZES Thaisa	1,98/6'6"	76/168	316	301	15 MAY 1987 REXONA/ADES	14	0	17	31
7	C	SOUZA Helia	1,73/5'8"	64/141	283	264	3 OCT 1970 PERUGIA (ITA)	24	22	29	75
9		CLAUDINO Fabiana	1,83/6'0"	76/168	328	308	24 JAN 1985 REXONA/ADES	14	6	27	47
10		GONZAGA Welissa	1,80/5'11"	80/176	307	293	9 SEP 1982 REXONA/ADES	17	6	17	40
11		COIMBRA Erika	1,80/5'11"	72/159	301	280	23 MAR 1980 CHIEMI (ITA)	11	8	25	44
13		CASTRO Sheilla	1,85/6'1"	68/150	311	296	7 JAN 1983 ROBURSPORT	16	7	28	51
14	L	OLIVEIRA Fabiana	1,67/5'6"	59/130	287	272	3 JUL 1980 REXONA/ADES	11	6	12	29
15		BIDIAS Regiane	1,89/6'2"	74/163	304	286	2 OCT 1986 REXONA/ADES	14	0	10	24
Team Minimum			1,67/5'6"	59/130	283	264					23
Team Average			1,83/6'0"	72/159	304	287					39
Team Maximum			1,98/6'6"	80/176	328	308					75

Uniform colours	Shirt	Shorts
Main	Yellow	Blue
2nd	Blue	Blue
3rd	White	Blue

Technical Staff:

Team Manager	BRANCO Luiz
Head Coach	GUIMARÃES Jose Roberto
Assistant Coach	PINHEIRO Claudio
Doctor	NARDELLI Julio
Therapist/Trainer	PROENCA Jose

Note:

The final team roster will be available after the general technical meeting.

Legend:

C	Team Captain	L	Libero Player	OG	Olympic Games
Oth	Other International Competitions	Tot	Total	WCH	World Championships

Team Roster

Formación del Equipo / Escalação das Equipes

As of 13 JUL 2007 at 18:55

CRC - Costa Rica

No	C/L	Name	Height m/ft in	Weight kg/lbs	Highest Reach		Date of Birth Club	National Selections			
					Spike cm	Block cm		WCH	OG	Oth	Tot
1		COPE Karen	1,73/5'8"	60/132	313	287	6 NOV 1985 SUIZA	5	0	20	25
2		FERNANDEZ Catalina	1,82/6'0"	65/143	286	262	12 DEC 1986 UCR	5	0	25	30
6		WILLIS Angela	1,88/6'2"	70/154	305	290	26 JAN 1977 USA	5	0	80	85
7		QUESADA Mariela	1,78/5'10"	68/150	290	283	8 JUL 1987 CANADA	0	0	12	12
9	C	WILLIS Verania	1,84/6'0"	70/154	303	285	23 SEP 1979 USA	5	0	80	85
10		RAMIREZ Paola	1,87/6'2"	75/165	298	280	23 FEB 1987 UCR	5	0	43	48
12		JIMENEZ Angelica	1,87/6'2"	80/176	285	274	29 SEP 1981 PEREZ ZELEDON	0	0	0	0
13		JOHNSON Janelle	1,76/5'9"	85/187	276	268	26 MAY 1979 UCR	0	0	0	0
14		FONSECA Irene	1,79/5'10"	75/165	285	272	10 OCT 1985 ALAJUELA	5	0	20	25
16		PALMER Kimberly	1,85/6'1"	84/185	290	275	15 JAN 1986 GOICOECHEA	0	0	0	0
17	L	ALFARO Marianela	1,65/5'5"	65/143	273	254	28 MAR 1985 SANTA BARBARA	5	0	20	25
		Team Minimum	1,65/5'5"	60/132	273	254					0
		Team Average	1,80/5'11"	72/160	291	275					30
		Team Maximum	1,88/6'2"	85/187	313	290					85

Uniform colours	Shirt	Shorts
Main	Red	Blue
2nd	Blue	Red

Technical Staff:

Team Manager	VALLE Ronald
Head Coach	VARGAS Eladio
Assistant Coach	QUIROS Carlos
Doctor	
Therapist/Trainer	

Note:

The final team roster will be available after the general technical meeting.

Legend:

C	Team Captain	L	Libero Player	OG	Olympic Games
Oth	Other International Competitions	Tot	Total	WCH	World Championships

Team Roster

Formación del Equipo / Escalação das Equipes

As of 13 JUL 2007 at 18:56

CUB - Cuba

No	C/L	Name	Height m/ft in	Weight kg/lbs	Highest Reach		Date of Birth Club	National Selections			
					Spike cm	Block cm		WCH	OG	Oth	Tot
1	C	RUIZ Yumilka	1,79/5'10"	60/132	317	280	8 MAY 1978 CAMAGUEY	26	16	86	128
2		SANTOS Yanelys	1,80/5'11"	73/161	314	284	30 MAR 1986 CIEGO DE AVILA	12	0	50	62
3		CARRILLO Nancy	1,87/6'2"	84/185	320	290	11 JAN 1986 CIUDAD DE HABANA	16	16	63	95
4		GONZALEZ Yenisey	1,90/6'3"	72/159	316	286	23 AUG 1983 HABANA	11	0	30	41
6		RAMIREZ Daimi	1,82/6'0"	74/163	316	282	8 OCT 1983 CAMAGUEY	12	10	50	72
8	L	ORTÍZ Yahima	1,81/5'11"	72/159	326	303	9 NOV 1981 CIUDAD HABANA	7	30	45	82
10		HERRERA Yusleynis	1,78/5'10"	70/154	309	279	12 MAR 1984 CIUDAD DE HABANA	0	0	10	10
11		MESA Liana	1,79/5'10"	71/157	301	280	26 DEC 1977 CAMAGUEY	16	16	30	62
12		CALDERON Rosir	1,89/6'2"	72/159	322	290	28 DEC 1984 CIUDAD DE HABANA	11	10	40	61
14		CARCACES Kenia	1,88/6'2"	77/170	312	284	23 JAN 1986 HOLGUIN	11	0	10	21
15		SILIE Yusidey	1,82/6'0"	76/168	314	280	11 NOV 1984 CIUDAD DE HABANA	0	0	10	10
18		BARROS Zoila	1,85/6'1"	77/170	317	290	6 AUG 1976 CIUDAD DE HABANA	26	16	90	132
Team Minimum			1,78/5'10"	60/132	301	279					10
Team Average			1,83/6'0"	73/161	315	285					64
Team Maximum			1,90/6'3"	84/185	326	303					132

Uniform colours	Shirt	Shorts
Main	Red	Red
2nd	Blue	Blue
3rd	White	White

Technical Staff:

Team Manager	DIAGO Raul
Head Coach	PERDOMO Antonio
Assistant Coach	GEORGE Eugenio
Doctor	MIÑOSO Julio
Therapist/Trainer	OVIEDO Luis

Note:

The final team roster will be available after the general technical meeting.

Legend:

C	Team Captain	L	Libero Player	OG	Olympic Games
Oth	Other International Competitions	Tot	Total	WCH	World Championships

Team Roster

Formación del Equipo / Escalação das Equipes

As of 13 JUL 2007 at 18:56

DOM - Dominican Republic

No	C/L	Name	Height m/ft in	Weight kg/lbs	Highest Reach		Date of Birth Club	National Selections			
					Spike cm	Block cm		WCH	OG	Oth	Tot
1		VARGAS Annerys	1,93/6'4"	70/154	325	315	7 AUG 1981 MODECA	14	5	125	144
2		ANGELES Rosalin	1,89/6'2"	61/134	310	300	23 JUL 1985 DEPORTIVO NACIONAL	0	0	165	165
4		NUÑEZ Sidarka	1,85/6'1"	70/154	312	308	25 JUN 1984 JUAN GUZMAN	18	5	134	157
5		CASTILLO Brenda	1,67/5'6"	55/121	220	270	5 JUN 1992 SAN CRISTOBAL	0	0	18	18
6	L	CASO Carmen	1,68/5'6"	59/130	243	241	29 NOV 1981 ARLENIS CORDERO	17	5	121	143
7		MERCEDES Sofia	1,85/6'1"	70/154	306	241	25 MAY 1976 INDEPENDENCIA	12	5	121	138
8		del ROSARIO Gina	1,87/6'2"	80/176	310	303	12 MAY 1986 DEPORTIVO NACIONAL	0	0	25	25
10		CABRAL Milagros	1,85/6'1"	63/139	308	305	17 OCT 1978 LOS CACHORROS	16	5	279	300
13		RONDON Cindy	1,89/6'2"	61/134	312	305	12 NOV 1987 SELECCION NACIONAL	5	0	106	111
15	C	RODRIGUEZ Cosiri	1,91/6'3"	72/159	313	305	30 AUG 1977 SAN CRISTOBAL	23	5	251	279
16		MORETA Kenia	1,91/6'3"	76/168	310	305	7 APR 1981 MIRADOR	18	5	186	209
18		BETHANIA de la CRUZ	1,90/6'3"	58/128	322	305	13 NOV 1987 DEPORTIVO NACIONAL	5	0	83	88
Team Minimum			1,67/5'6"	55/121	220	241					18
Team Average			1,85/6'1"	66/146	299	291					148
Team Maximum			1,93/6'4"	80/176	325	315					300

Uniform colours	Shirt	Shorts
Main	Red	Red
2nd	White	White
3rd	Blue	Blue

Technical Staff:

Team Manager	COISCOU Eric
Head Coach	CRUZ Beato
Assistant Coach	CRUZ Cristian
Doctor	FIGUEROA Victor
Therapist/Trainer	BOSA Rolando

Note:

The final team roster will be available after the general technical meeting.

Legend:

C	Team Captain	L	Libero Player	OG	Olympic Games
Oth	Other International Competitions	Tot	Total	WCH	World Championships

Team Roster

Formación del Equipo / Escalação das Equipes

As of 13 JUL 2007 at 18:56

MEX - Mexico

No	C/L	Name	Height m/ft in	Weight kg/lbs	Highest Reach		Date of Birth Club	National Selections			
					Spike cm	Block cm		WCH	OG	Oth	Tot
2	C	RUIZ Migdalel	1,80/5'11"	75/165	307	298	3 MAR 1983 NUEVO LEON	0	0	0	0
3		CORDOVA Celida	1,74/5'9"	78/172	283	274	1 AUG 1980 DURANGO	0	0	0	0
4		HERRERA Xitlali	1,78/5'10"	68/150	282	270	2 JAN 1992 CHIHUAHUA	0	0	0	0
5		ORTEGA Nancy Alejandra	1,70/5'7"	68/150	285	273	31 MAR 1990 BAJA CALIFORNIA	0	0	0	0
7	L	ACOSTA Alejandra	1,77/5'10"	75/165	290	285	1 JUL 1986 JALISCO	0	0	0	0
10		REVUELTA Martha	1,76/5'9"	77/170	295	288	6 SEP 1986 IMSS VALLE DO MEXICO	0	0	0	0
12		RODRIGUEZ Claudia	1,92/6'4"	95/209	315	307	10 AUG 1981 IMSS VALLE DO MEXICO	0	0	0	0
13		LOPEZ Mariana	1,78/5'10"	69/152	295	288	30 AUG 1985 DISTRITO FEDERAL	0	0	0	0
14		ORELLANA Alejandra	1,83/6'0"	63/139	295	287	3 MAY 1989 JALISCO	0	0	0	0
16		CASTILLEJAS Victoria	1,83/6'0"	80/176	281	265	16 MAY 1990 NUEVO LEON	0	0	0	0
17		VIRGEN Vanessa	1,74/5'9"	63/139	280	268	11 JUL 1984 UNIVERSIDAD COLIMA	0	0	0	0
18		RUBIO Diana	1,72/5'8"	68/150	285	272	12 JAN 1990 CHIHUAHUA	0	0	0	0
		Team Minimum	1,70/5'7"	63/139	280	265					0
		Team Average	1,78/5'10"	73/161	291	281					0
		Team Maximum	1,92/6'4"	95/209	315	307					0

Uniform colours	Shirt	Shorts
Main	Green	Green
2nd	White	White
3rd	Red	Red

Technical Staff:

Team Manager	ACOSTA GARCIA Ismael
Head Coach	GONZALEZ GUERRERO Macario
Assistant Coach	BALLESTEROS PERALTA David
Doctor	
Therapist/Trainer	

Note:

The final team roster will be available after the general technical meeting.

Legend:

C	Team Captain	L	Libero Player	OG	Olympic Games
Oth	Other International Competitions	Tot	Total	WCH	World Championships

Team Roster

Formación del Equipo / Escalação das Equipes

As of 13 JUL 2007 at 23:22

PER - Peru

No	C/L	Name	Height m/ft in	Weight kg/lbs	Highest Reach		Date of Birth Club	National Selections				
					Spike cm	Block cm		WCH	OG	Oth	Tot	
1		JOYA Sara	1,82/6'0"	70/154	298	295	22 FEB 1976	DEGIMENDERE (TUR)	4	8	18	30
2		URIBE Mirtha	1,82/6'0"	67/148	297	286	12 MAR 1985	A. PINGUELA (ESP)	0	0	19	19
3		CONTRERAS Veronica	1,74/5'9"	63/139	280	282	8 JUN 1977	A. PINGUELA (ESP)	20	5	92	117
4		SOTO Patty	1,79/5'10"	67/148	300	295	10 FEB 1980	GALATAZARAY (TUR)	5	4	49	58
5	L	PALACIOS Vanessa	1,67/5'6"	66/146	255	250	3 JUL 1984	BENIDORM (ESP)	0	0	15	15
6		UCEDA Jessenia	1,78/5'10"	69/152	304	300	14 AUG 1981	ALIANZA LIMA	0	5	22	27
7		ZAMUDIO Yulissa	1,84/6'0"	61/134	320	300	24 MAR 1976	DEGIMENDERE (TUR)	8	6	25	39
9		TRISTAN Carla	1,80/5'11"	67/148	297	295	29 JAN 1988	ALIANZA LIMA	0	0	7	7
10	C	CHIHUAN Leyla	1,80/5'11"	67/148	297	306	4 SEP 1975	BENIDORM (ESP)	6	9	54	69
11		BAYLON Luren	1,80/5'11"	68/150	310	305	14 AUG 1977	CV CIUDADELLA (ESP)	7	8	32	47
13		la ROSA Zoila	1,71/5'7"	57/126	285	280	31 MAY 1990	DIVINO MAESTRO	0	0	0	0
15		ORTIZ Karla	1,78/5'10"	64/141	295	286	20 OCT 1991	DIVINO MAESTRO	0	0	5	5
Team Minimum			1,67/5'6"	57/126	255	250						0
Team Average			1,77/5'10"	65/144	294	290						36
Team Maximum			1,84/6'0"	70/154	320	306						117

Uniform colours	Shirt	Shorts
Main	White	Red
2nd	Red	Red
3rd	Blue	Blue

Technical Staff:

Team Manager	CASTRO Juan
Head Coach	FIGUEIREDO SILVA Enio
Assistant Coach	JIMENEZ Edwin
Doctor	
Therapist/Trainer	MALAGA Natalia

Note:

The final team roster will be available after the general technical meeting.

Legend:

C	Team Captain	L	Libero Player	OG	Olympic Games
Oth	Other International Competitions	Tot	Total	WCH	World Championships

Team Roster

Formación del Equipo / Escalação das Equipes

As of 13 JUL 2007 at 18:56

PUR - Puerto Rico

No	C/L	Name	Height m/ft in	Weight kg/lbs	Highest Reach		Date of Birth Club	National Selections			
					Spike cm	Block cm		WCH	OG	Oth	Tot
1	L	SEILHAMER Debora	1,82/6'0"	68/150	290	285	4 OCT 1985 MAYAGUEZ	0	0	0	0
3		MOJICA Vilmarie	1,85/6'1"	88/194	280	274	13 AUG 1985 COROZAL	20	0	39	59
4		ENCARNACION Tatiana	1,92/6'4"	86/190	345	338	28 JUL 1985 CAROLINA	20	0	42	62
5		ALVAREZ FIGUEROA Sarai	1,86/6'1"	84/185	299	290	3 APR 1986 MAYAGUEZ	12	0	37	49
6		CARDONA Michelle	1,87/6'2"	72/159	299	291	5 SEP 1981 CAGUAS	0	0	26	26
8		CRUZ Eva	1,90/6'3"	89/196	326	319	22 JAN 1974 JUNCOS	17	0	92	109
9	C	CRUZ Aurea	1,89/6'2"	85/187	329	322	10 JAN 1982 TOA BAJA	17	0	66	83
10		VELEZ Vanessa	1,86/6'1"	82/181	315	310	28 AUG 1989 CAGUAS	3	0	32	35
11		OCASIO Karina	1,96/6'5"	88/194	333	326	1 AUG 1985 JUNCOS	20	0	36	56
13		ACEVEDO Dariam	1,87/6'2"	85/187	320	314	15 DEC 1984 GUAYNABO	11	0	18	29
15		TORREGROSA Shannon	1,96/6'5"	88/194	324	316	2 NOV 1981 MAYAGUEZ	0	0	19	19
17		OCASIO Sheila	2,04/6'8"	88/194	333	326	17 NOV 1982 JUNCOS	17	0	32	49
Team Minimum			1,82/6'0"	68/150	280	274					0
Team Average			1,90/6'3"	83/184	316	309					48
Team Maximum			2,04/6'8"	89/196	345	338					109

Uniform colours	Shirt	Shorts
Main	Blue	Blue
2nd	Red	Red

Technical Staff:

Team Manager	MOLERO JIMENEZ Xiomara
Head Coach	NUÑEZ Juan
Assistant Coach	RODRIGUEZ Juan Carlos
Doctor	
Therapist/Trainer	CORREA Victor Ramon

Note:

The final team roster will be available after the general technical meeting.

Legend:

C	Team Captain	L	Libero Player	OG	Olympic Games
Oth	Other International Competitions	Tot	Total	WCH	World Championships

Team Roster

Formación del Equipo / Escalação das Equipes

As of 13 JUL 2007 at 18:56

USA - United States of America

No	C/L	Name	Height m/ft in	Weight kg/lbs	Highest Reach		Date of Birth Club	National Selections			
					Spike cm	Block cm		WCH	OG	Oth	Tot
2	C	SCOTT-ARRUDA Danielle	1,88/6'2"	84/185	325	302	1 OCT 1972 MACAE (BRA)	29	22	269	320
3		HANEEF-PARK Tayyiba	2,00/6'7"	82/181	328	312	23 MAR 1979 KAZAMUCHKA (RUS)	22	6	143	171
4		FAIR Charnette	1,80/5'11"	82/181	318	308	29 JUN 1979 SELCUK KULUBU (TUR)	0	0	0	0
5	L	MICHAELIS Kristen	1,80/5'11"	69/152	312	306	3 OCT 1982 USA NATIONAL TEAM	0	0	0	0
6		AKINRADEWO Foluke	1,91/6'3"	75/165	327	303	5 OCT 1987 STANFORD UNIVERSITY	0	0	10	10
7		TOMES Laura	1,85/6'1"	79/174	312	306	16 FEB 1985 USA NATIONAL TEAM	0	0	0	0
10		BARBOZA Cynthia	1,83/6'0"	68/150	311	301	7 FEB 1987 STANFORD UNIVERSITY	0	0	59	59
12		NOBLE Kimberly	1,80/5'11"	72/159	317	307	4 SEP 1982 USA NATIONAL TEAM	0	0	0	0
13		HAMPTON Maurelle	1,83/6'0"	75/165	284	269	1 NOV 1986 UNIVERSITY FLORIDA	0	0	28	28
15		THOMPSON Courtney	1,70/5'7"	66/146	276	263	3 NOV 1984 USA NATIONAL TEAM	0	0	0	0
16		HUNTER Lindsey	1,78/5'10"	69/152	295	285	30 MAR 1984 USA NATIONAL TEAM	11	0	15	26
18		BUSSE Cassie	1,90/6'3"	82/181	310	298	15 JAN 1982 USA NATIONAL TEAM	11	0	23	34
Team Minimum			1,70/5'7"	66/146	276	263					0
Team Average			1,84/6'0"	75/166	309	296					54
Team Maximum			2,00/6'7"	84/185	328	312					320

Uniform colours	Shirt	Shorts
Main	Blue	Blue
2nd	White	White
3rd	Red	Red

Technical Staff:

Team Manager	IVERSEN Laurel
Head Coach	WOODSTRA Susan
Assistant Coach	KAWAKITA Gen
Doctor	KOUTURES Chris
Therapist/Trainer	FRENCH Diane

Note:

The final team roster will be available after the general technical meeting.

Legend:

C	Team Captain	L	Libero Player	OG	Olympic Games
Oth	Other International Competitions	Tot	Total	WCH	World Championships

Results Table - Final Round

Tabla de resultados - Ronda Final / Tabela de Resultados - Rodada Final

As of 19 JUL 2007 at 23:25

P4

Match	Phase	Date	Teams	Sets	Points per Set					Total Points	Match Duration	Spectators
					1	2	3	4	5			
13	5 to 8	18 JUL 2007	DOM vs CRC	3 - 0	25-17	25-6	25-15			75-38	1h00m	1,438
14	5 to 8	18 JUL 2007	PUR vs MEX	3 - 0	25-19	25-21	25-18			75-58	1h12m	2,708
17	Pos 7-8	19 JUL 2007	CRC vs MEX	2 - 3	17-25	25-22	8-25	25-16	12-15	87-103	1h52m	2,312
18	Pos 5-6	19 JUL 2007	DOM vs PUR	3 - 0	25-18	25-23	25-18			75-59	1h20m	427

Results Table - Final Round

Tabla de resultados - Ronda Final / Tabela de Resultados - Rodada Final

As of 19 JUL 2007 at 23:25

P4

Match	Phase	Date	Teams	Sets	Points per Set					Total Points	Match Duration	Spectators
					1	2	3	4	5			
15	Semifinal	18 JUL 2007	BRA vs USA	3 - 0	25-13	25-20	25-20			75-53	1h21m	12,517
16	Semifinal	18 JUL 2007	CUB vs PER	3 - 0	25-14	25-23	25-22			75-59	1h10m	5,220
19	Bronze Medal Match	19 JUL 2007	USA vs PER	3 - 0	25-22	25-22	25-22			75-66	1h25m	2,130
20	Gold Medal Match	19 JUL 2007	BRA vs CUB	2 - 3	27-25	22-25	25-22	32-34	15-17	121-123	2h23m	12,750


Statistics of	Average match duration	Average spectators	Total spectators
Preliminary Round	1h20m	5,399	64,797
Classification Round	1h21m	1,721	6,885
Final Round	1h34m	8,154	32,617
Tournament	1h23m	5,214	104,299

Quarterfinals

Semifinals


Finals

BRA - Brazil



USA - United States of America

CUB - Cuba

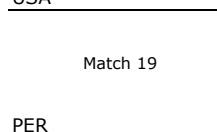


PER - Peru

Match 20

CUB
3 - 2

USA



Match Results

Informe del partido / Relatório da partida

P2

Match Duration: 2h23m
Spectators: 12,750

BRA vs CUB
2 vs 3

Team	Sets	1	2	3	4	5	Total
BRA	2	27	22	25	32	15	121
CUB	3	25	25	22	34	17	123
	Playing Time	28m	23m	25m	35m	20m	2h11m

First Referee: RAMIREZ Yuri (DOM)

Second Referee: GONZALEZ Daniel (MEX)

BRA - Brazil								
No	C/L	Name	1	2	3	4	5	Pts
1		OLIVEIRA Walewska	1	6	1	6	6	8
2		ALBUQUERQUE Carolina	13	13	13	13		0
3		STEINBRECHER Marianne	7	7				0
4		PEQUENO Paula	6	5	6	5	5	21
6		MENEZES Thaisa	10		10	10	10	0
7	C	SOUZA Helia	2	1	2	1	1	2
9		CLAUDINO Fabiana	4	3	4	3	3	13
10		GONZAGA Welissa	3	2	3	2	2	12
11		COIMBRA Erika						0
13		CASTRO Sheilla	5	4	5	4	4	25
14	L	OLIVEIRA Fabiana	L	L	L	L	L	0
15		BIDIAS Regiane			7	7		1
Head Coach:			GUIMARÃES Jose Roberto (BRA)					
Assistant Coach:			PINHEIRO Claudio (BRA)					

CUB - Cuba								
No	C/L	Name	1	2	3	4	5	Pts
1	C	RUIZ Yumilka	6	6	6	6	6	20
2		SANTOS Yanelys	5	5	5	5	5	13
3		CARRILLO Nancy	4	4	4	4	4	12
4		GONZALEZ Yenisey						0
6		RAMIREZ Daimi	2	2	2	2	2	14
8	L	ORTÍZ Yahima	L	L	L	L	L	0
10		HERRERA Yusleynis						0
11		MESA Liana				18		0
12		CALDERON Rosir	3	3	3	3	3	22
14		CARCACES Kenia						0
15		SILIE Yusidey						0
18		BARROS Zoila	1	1	1	1	1	13
Head Coach:			PERDOMO Antonio (CUB)					
Assistant Coach:			GEORGE Eugenio (CUB)					

TEAM AND PLAYER PERFORMANCES

Won	Total Atts	No	Name
69	173	Total Team	
23	52	13	CASTRO Sheilla
17	46	4	PEQUENO Paula
12	33	10	GONZAGA Welissa
11	92	Total Team	
5	23	9	CLAUDINO Fabiana
4	16	4	PEQUENO Paula
1	14	13	CASTRO Sheilla
2	121	Total Team	
1	19	13	CASTRO Sheilla
1	19	9	CLAUDINO Fabiana
39		Total Team	
121	386	Total Team	
25	85	13	CASTRO Sheilla

Scoring Skills
Spike
Block
Serve
Opp Error
Total
Best Scorer

Won	Total Atts	No	Name
70	164	Total Team	
18	38	12	CALDERON Rosir
17	40	1	RUIZ Yumilka
12	30	6	RAMIREZ Daimi
19	69	Total Team	
5	9	2	SANTOS Yanelys
4	15	18	BARROS Zoila
4	10	12	CALDERON Rosir
5	123	Total Team	
2	20	3	CARRILLO Nancy
1	27	6	RAMIREZ Daimi
1	21	2	SANTOS Yanelys
29		Total Team	
123	356	Total Team	
22	66	12	CALDERON Rosir

Legend:

Atts	Attempts	C	Team Captain	L	Libero Player	L	Substitute Libero
n	Starting Line-Up where n=starting position on Court (i.e. positions 1 to 6)	Opp	Opponent	Pts	Points scored		
nn	Substitute where nn=jersey number of out going player						

Match Results

Informe del partido / Relatório da partida

P2

Match Duration: 1h25m
Spectators: 2,130

USA vs PER
3 vs 0

Team	Sets	1	2	3	Total
USA	3	25	25	25	75
PER	0	22	22	22	66
Playing Time		24m	26m	29m	1h19m

First Referee: AGUIAR Murilo (BRA)

Second Referee: CHARLES Brian (TRI)

USA - United States of America								
No	C/L	Name	1	2	3	4	5	Pts
2	C	SCOTT-ARRUDA Danielle	6	1	6			14
3		HANEEF-PARK Tayyiba	2	3	2			15
4		FAIR Charnette						0
5	L	MICHAELIS Kristen	L	L	L			0
6		AKINRADEWO Foluke	3	4	3			14
7		TOMES Laura						0
10		BARBOZA Cynthia	5	6	5			9
12		NOBLE Kimberly						0
13		HAMPTON Maurelle						0
15		THOMPSON Courtney	1	2	1			5
16		HUNTER Lindsey						0
18		BUSSE Cassie	4	5	4			7
Head Coach:		WOODSTRA Susan (USA)						
Assistant Coach:		KAWAKITA Gen (USA)						

PER - Peru								
No	C/L	Name	1	2	3	4	5	Pts
1		JOYA Sara			3			0
2		URIBE Mirtha	7	4	1			1
3		CONTRERAS Veronica	1	2	5			2
4		SOTO Patty	4	5	2			10
5	L	PALACIOS Vanessa	L	L	L			0
6		UCEDA Jessenia	5	6				7
7		ZAMUDIO Yulissa	3					1
9		TRISTAN Carla			6	3		9
10	C	CHIHUAN Leyla	6	1	4			6
11		BAYLON Luren	2	3	6			9
13		la ROSA Zoila						0
15		ORTIZ Karla						0
Head Coach:		FIGUEIREDO SILVA Enio (PER)						
Assistant Coach:		JIMENEZ Edwin (PER)						

TEAM AND PLAYER PERFORMANCES

Won	Total Atts	No	Name
47	116	Total Team	
12	34	3	HANEEF-PARK Tayyiba
12	17	6	AKINRADEWO Foluke
11	20	2	SCOTT-ARRUDA Danielle
11	69	Total Team	
3	21	2	SCOTT-ARRUDA Danielle
2	15	6	AKINRADEWO Foluke
2	11	15	THOMPSON Courtney
6	73	Total Team	
3	19	15	THOMPSON Courtney
2	12	3	HANEEF-PARK Tayyiba
1	11	10	BARBOZA Cynthia
11		Total Team	
75	258	Total Team	
15	56	3	HANEEF-PARK Tayyiba

Scoring Skills
Spike
Block
Serve
Opp Error
Total
Best Scorer

Won	Total Atts	No	Name
36	115	Total Team	
9	39	11	BAYLON Luren
8	20	9	TRISTAN Carla
8	19	4	SOTO Patty
6	42	Total Team	
2	11	10	CHIHUAN Leyla
1	7	2	URIBE Mirtha
1	5	6	UCEDA Jessenia
3	68	Total Team	
1	13	3	CONTRERAS Veronica
1	12	10	CHIHUAN Leyla
1	12	4	SOTO Patty
21		Total Team	
66	225	Total Team	
10	35	4	SOTO Patty

Legend:

Atts	Attempts	C	Team Captain	L	Libero Player	L	Substitute Libero
n	Starting Line-Up where n=starting position on Court (i.e. positions 1 to 6)	Opp	Opponent	Pts	Points scored		
nn	Substitute where nn=jersey number of out going player						

Match Results

Informe del partido / Relatório da partida

P2

Match Duration: 1h20m
Spectators: 427

DOM vs PUR
3 vs 0

Team	Sets	1	2	3	Total
DOM	3	25	25	25	75
PUR	0	18	23	18	59
Playing Time		23m	26m	24m	1h13m

First Referee: MEDINA Francisco (CUB)

Second Referee: BEAL Paulo (BRA)

DOM - Dominican Republic								
No	C/L	Name	1	2	3	4	5	Pts
1		VARGAS Annerys	1	6	1			7
2		ANGELES Rosalin	2	1	2			1
4		NUÑEZ Sidarka	5	4	5			13
5		CASTILLO Brenda		4				0
6	L	CASO Carmen	L	L	L			0
7		MERCEDES Sofia						0
8		del ROSARIO Gina						0
10		CABRAL Milagros						0
13		RONDON Cindy	4	3	4			11
15	C	RODRIGUEZ Cosiri	6	5	6			6
16		MORETA Kenia						0
18		BETHANIA de la CRUZ	3	2	3			22
Head Coach:		CRUZ Beato (DOM)						
Assistant Coach:		CRUZ Cristian (DOM)						

PUR - Puerto Rico								
No	C/L	Name	1	2	3	4	5	Pts
1	L	SEILHAMER Debora	L	L	L			0
3		MOJICA Vilmarie	2	5	6			1
4		ENCARNACION Tatiana	3					1
5		ALVAREZ FIGUEROA Sarai	5	2	3			13
6		CARDONA Michelle	5	5				0
8		CRUZ Eva	1	4	2			7
9	C	CRUZ Aurea	6	3	4			5
10		VELEZ Vanessa						0
11		OCASIO Karina	3	6	1			5
13		ACEVEDO Dariam	9	11				2
15		TORREGROSA Shannon	4	1				2
17		OCASIO Sheila		3	5			3
Head Coach:		NUÑEZ Juan (PUR)						
Assistant Coach:		RODRIGUEZ Juan Carlos (PUR)						

TEAM AND PLAYER PERFORMANCES

Won	Total Atts	No	Name
39	99	Total Team	
19	33	18	BETHANIA de la CRUZ
10	27	4	NUÑEZ Sidarka
3	19	15	RODRIGUEZ Cosiri
19	61	Total Team	
8	16	13	RONDON Cindy
3	12	1	VARGAS Annerys
3	11	4	NUÑEZ Sidarka
2	72	Total Team	
1	11	18	BETHANIA de la CRUZ
1	9	1	VARGAS Annerys
15		Total Team	
75	232	Total Team	
22	52	18	BETHANIA de la CRUZ

Scoring Skills
Spike
Block
Serve
Opp Error
Total
Best Scorer

Won	Total Atts	No	Name
32	108	Total Team	
13	33	5	ALVAREZ FIGUEROA Sarai
5	21	11	OCASIO Karina
4	16	9	CRUZ Aurea
4	38	Total Team	
2	10	8	CRUZ Eva
1	6	9	CRUZ Aurea
1	5	3	MOJICA Vilmarie
3	61	Total Team	
2	8	15	TORREGROSA Shannon
1	14	8	CRUZ Eva
20		Total Team	
59	207	Total Team	
13	49	5	ALVAREZ FIGUEROA Sarai

Legend:

Atts	Attempts	C	Team Captain	L	Libero Player	L	Substitute Libero
n	Starting Line-Up where n=starting position on Court (i.e. positions 1 to 6)	Opp	Opponent	Pts	Points scored		
nn	Substitute where nn=jersey number of out going player						

Match Results

Informe del partido / Relatório da partida

P2

Match Duration: 1h52m
Spectators: 2,312

CRC vs MEX
2 vs 3

Team	Sets	1	2	3	4	5	Total
CRC	2	17	25	8	25	12	87
MEX	3	25	22	25	16	15	103
	Playing Time	21m	25m	18m	22m	14m	1h40m

First Referee: Rolf Patricia (USA)

Second Referee: RODRIGUEZ Victor (PUR)

CRC - Costa Rica								
No	C/L	Name	1	2	3	4	5	Pts
1		COPE Karen	3	2	3	2	2	15
2		FERNANDEZ Catalina			7	7		1
6		WILLIS Angela	4	3	4	6	6	9
7		QUESADA Mariela	2	1	2	1	1	3
9	C	WILLIS Verania	6	5	6	5	5	26
10		RAMIREZ Paola	1	6	1	3	3	11
12		JIMENEZ Angelica						0
13		JOHNSON Janelle			14			0
14		FONSECA Irene	5	4	5	4	4	1
16		PALMER Kimberly						0
17	L	ALFARO Marianela	L	L	L	L	L	0
Head Coach: VARGAS Eladio (CRC)								
Assistant Coach: QUIROS Carlos (CRC)								

MEX - Mexico									
No	C/L	Name	1	2	3	4	5	Pts	
2	C	RUIZ Migdalel	2	2	2	2	2	23	
3		CORDOVA Celida			12			12	1
4		HERRERA Xitlali	6	6	6	6	6	11	
5		ORTEGA Nancy Alejandra						0	
7	L	ACOSTA Alejandra	L	L	L	L	L	0	
10		REVUELTA Martha	5	5	5	5	5	15	
12		RODRIGUEZ Claudia	1	1	1	1	1	14	
13		LOPEZ Mariana	4	4	4	4	4	6	
14		ORELLANA Alejandra	3	3	3	3	3	6	
16		CASTILLEJAS Victoria						0	
17		VIRGEN Vanessa						0	
18		RUBIO Diana				12		0	
Head Coach: GONZALEZ GUERRERO Macario (MEX)									
Assistant Coach: BALLESTEROS PERALTA David (MEX)									

TEAM AND PLAYER PERFORMANCES

Won	Total Atts	No	Name
47	143	Total Team	
23	53	9	WILLIS Verania
12	47	1	COPE Karen
5	17	6	WILLIS Angela
13	83	Total Team	
4	21	6	WILLIS Angela
4	20	10	RAMIREZ Paola
2	9	9	WILLIS Verania
6	88	Total Team	
2	19	10	RAMIREZ Paola
2	13	1	COPE Karen
1	15	14	FONSECA Irene
21		Total Team	
87	314	Total Team	
26	76	9	WILLIS Verania

Scoring Skills
Spike
Block
Serve
Opp Error
Total
Best Scorer

Won	Total Atts	No	Name
63	153	Total Team	
21	47	2	RUIZ Migdalel
15	39	10	REVUELTA Martha
10	31	12	RODRIGUEZ Claudia
6	56	Total Team	
3	13	12	RODRIGUEZ Claudia
2	13	13	LOPEZ Mariana
1	10	14	ORELLANA Alejandra
7	102	Total Team	
2	26	2	RUIZ Migdalel
2	19	13	LOPEZ Mariana
1	12	12	RODRIGUEZ Claudia
27		Total Team	
103	311	Total Team	
23	75	2	RUIZ Migdalel

Legend:

Atts	Attempts	C	Team Captain	L	Libero Player	L	Substitute Libero
n	Starting Line-Up where n=starting position on Court (i.e. positions 1 to 6)						
nn	Substitute where nn=jersey number of out going player		Opp	Opponent	Pts	Points scored	

Match Results

Informe del partido / Relatório da partida

P2

Match Duration: 1h10m
Spectators: 5,220

CUB vs PER
3 vs 0

Team	Sets	1	2	3	Total
CUB	3	25	25	25	75
PER	0	14	23	22	59
Playing Time		19m	24m	21m	1h04m

First Referee: VILLALOBOS Jorge (CRC)

Second Referee: CHARLES Brian (TRI)

CUB - Cuba									
No	C/L	Name	1	2	3	4	5	Pts	
1	C	RUIZ Yumilka	6	6	6			10	
2		SANTOS Yanelys	5	5	5			9	
3		CARRILLO Nancy	4	4	4			14	
4		GONZALEZ Yenisey						0	
6		RAMIREZ Daimi	2	2	2			9	
8	L	ORTÍZ Yahima	L	L	L			0	
10		HERRERA Yusleynis						0	
11		MESA Liana						0	
12		CALDERON Rosir	3	3	3			8	
14		CARCACES Kenia						0	
15		SILIE Yusidey						0	
18		BARROS Zoila	1	1	1			16	
Head Coach:		PERDOMO Antonio (CUB)							
Assistant Coach:		GEORGE Eugenio (CUB)							

PER - Peru									
No	C/L	Name	1	2	3	4	5	Pts	
1		JOYA Sara						0	
2		URIBE Mirtha		3	3			5	
3		CONTRERAS Veronica	1	1	1			0	
4		SOTO Patty	4	4	4			7	
5	L	PALACIOS Vanessa	L	L	L			0	
6		UCEDA Jessenia	5	5				2	
7		ZAMUDIO Yulissa	3	3	2			3	
9		TRISTAN Carla	6	6	5			9	
10	C	CHIHUAN Leyla	6	6	6			3	
11		BAYLON Luren	2	2	2			9	
13		la ROSA Zoila						0	
15		ORTIZ Karla						0	
Head Coach:		FIGUEIREDO SILVA Enio (PER)							
Assistant Coach:		JIMENEZ Edwin (PER)							

TEAM AND PLAYER PERFORMANCES

Won	Total Atts	No	Name
53	95	Total Team	
12	19	3	CARRILLO Nancy
9	16	18	BARROS Zoila
9	14	6	RAMIREZ Daimi
11	57	Total Team	
6	14	18	BARROS Zoila
2	13	3	CARRILLO Nancy
1	9	2	SANTOS Yanelys
2	73	Total Team	
1	12	1	RUIZ Yumilka
1	11	18	BARROS Zoila
9		Total Team	
75	225	Total Team	
16	41	18	BARROS Zoila

Scoring Skills
Spike
Block
Serve
Opp Error
Total
Best Scorer

Won	Total Atts	No	Name
30	93	Total Team	
8	20	11	BAYLON Luren
7	11	9	TRISTAN Carla
6	25	4	SOTO Patty
4	31	Total Team	
2	3	9	TRISTAN Carla
1	4	7	ZAMUDIO Yulissa
1	3	11	BAYLON Luren
4	61	Total Team	
3	8	2	URIBE Mirtha
1	10	4	SOTO Patty
21		Total Team	
59	185	Total Team	
9	31	11	BAYLON Luren

Legend:

Atts	Attempts	C	Team Captain	L	Libero Player	L	Substitute Libero
n	Starting Line-Up where n=starting position on Court (i.e. positions 1 to 6)	Opp	Opponent	Pts	Points scored		
nn	Substitute where nn=jersey number of out going player						

Match Results

Informe del partido / Relatório da partida

P2

Match Duration: 1h21m
Spectators: 12,517

BRA vs USA
3 vs 0

Team	Sets	1	2	3	Total
BRA	3	25	25	25	75
USA	0	13	20	20	53
Playing Time		21m	29m	25m	1h15m

First Referee: RAMIREZ Yuri (DOM)

Second Referee: GONZALEZ Daniel (MEX)

BRA - Brazil								
No	C/L	Name	1	2	3	4	5	Pts
1		OLIVEIRA Walewska	6	6	6			10
2		ALBUQUERQUE Carolina	13					0
3		STEINBRECHER Marianne	7		10			0
4		PEQUENO Paula	5	5	5			16
6		MENEZES Thaisa	10	10	13			0
7	C	SOUZA Helia	1	1	1			2
9		CLAUDINO Fabiana	3	3	3			7
10		GONZAGA Welissa	2	2	2			8
11		COIMBRA Erika						0
13		CASTRO Sheilla	4	4	4			15
14	L	OLIVEIRA Fabiana	L	L	L			0
15		BIDIAS Regiane						0
Head Coach:		GUIMARÃES Jose Roberto (BRA)						
Assistant Coach:		PINHEIRO Claudio (BRA)						

USA - United States of America								
No	C/L	Name	1	2	3	4	5	Pts
2	C	SCOTT-ARRUDA Danielle	6	6	5			8
3		HANEEF-PARK Tayyiba	2	2	1			10
4		FAIR Charnette	15					0
5	L	MICHAELIS Kristen	L	L	L			0
6		AKINRADEWO Foluke	3	3	2			7
7		TOMES Laura						0
10		BARBOZA Cynthia	5	5	4			11
12		NOBLE Kimberly						0
13		HAMPTON Maurelle						0
15		THOMPSON Courtney	1	1	6			0
16		HUNTER Lindsey	18					0
18		BUSSE Cassie	4	4	3			3
Head Coach:		WOODSTRA Susan (USA)						
Assistant Coach:		KAWAKITA Gen (USA)						

TEAM AND PLAYER PERFORMANCES

Won	Total Atts	No	Name
44	104	Total Team	
13	24	4	PEQUENO Paula
12	31	13	CASTRO Sheilla
7	10	1	OLIVEIRA Walewska
10	41	Total Team	
3	9	4	PEQUENO Paula
3	8	1	OLIVEIRA Walewska
2	10	9	CLAUDINO Fabiana
4	72	Total Team	
2	13	13	CASTRO Sheilla
1	15	7	SOUZA Helia
1	13	10	GONZAGA Welissa
17		Total Team	
75	217	Total Team	
16	44	4	PEQUENO Paula

Scoring Skills
Spike
Block
Serve
Opp Error
Total
Best Scorer

Won	Total Atts	No	Name
34	102	Total Team	
11	25	10	BARBOZA Cynthia
9	26	3	HANEEF-PARK Tayyiba
6	17	6	AKINRADEWO Foluke
4	38	Total Team	
1	10	6	AKINRADEWO Foluke
1	8	3	HANEEF-PARK Tayyiba
1	8	2	SCOTT-ARRUDA Danielle
1	55	Total Team	
1	7	2	SCOTT-ARRUDA Danielle
14		Total Team	
53	195	Total Team	
11	36	10	BARBOZA Cynthia

Legend:

Atts	Attempts	C	Team Captain	L	Libero Player	L	Substitute Libero
n	Starting Line-Up where n=starting position on Court (i.e. positions 1 to 6)	Opp	Opponent	Pts	Points scored		
nn	Substitute where nn=jersey number of out going player						

Match Results

Informe del partido / Relatório da partida

P2

Match Duration: 1h12m
Spectators: 2,708

PUR vs MEX
3 vs 0

Team	Sets	1	2	3	Total
PUR	3	25	25	25	75
MEX	0	19	21	18	58
	Playing Time	21m	24m	20m	1h05m

First Referee: AGUIAR Murilo (BRA)

Second Referee: ZELADA Raúl Javier (PER)

PUR - Puerto Rico								
No	C/L	Name	1	2	3	4	5	Pts
1	L	SEILHAMER Debora	L	L	L			0
3		MOJICA Vilmarie	2	1				2
4		ENCARNACION Tatiana	3	3	5			3
5		ALVAREZ FIGUEROA Sarai	5	4	5			4
6		CARDONA Michelle	5	5	2			3
8		CRUZ Eva	4	3	4			9
9	C	CRUZ Aurea	6	5				5
10		VELEZ Vanessa						0
11		OCASIO Karina	3	2	3			16
13		ACEVEDO Dariam		9	6			8
15		TORREGROSA Shannon		17	1			3
17		OCASIO Sheila	1	6				5
Head Coach:		NUÑEZ Juan (PUR)						
Assistant Coach:		RODRIGUEZ Juan Carlos (PUR)						

MEX - Mexico								
No	C/L	Name	1	2	3	4	5	Pts
2	C	RUIZ Migdalel	2	2	2			15
3		CORDOVA Celida	12					0
4		HERRERA Xitlali	6	6	6			7
5		ORTEGA Nancy Alejandra		4	4			2
7	L	ACOSTA Alejandra	L	L	L			0
10		REVUELTA Martha	5	5	5			4
12		RODRIGUEZ Claudia	1	1				5
13		LOPEZ Mariana	4					0
14		ORELLANA Alejandra	3					0
16		CASTILLEJAS Victoria		3	3			1
17		VIRGEN Vanessa				18		1
18		RUBIO Diana	12	1				0
Head Coach:		GONZALEZ GUERRERO Macario (MEX)						
Assistant Coach:		BALLESTEROS PERALTA David (MEX)						

TEAM AND PLAYER PERFORMANCES

Won	Total Atts	No	Name
47	97	Total Team	
12	22	11	OCASIO Karina
8	12	13	ACEVEDO Dariam
6	15	8	CRUZ Eva
8	47	Total Team	
3	7	11	OCASIO Karina
2	11	8	CRUZ Eva
1	4	4	ENCARNACION Tatiana
3	73	Total Team	
1	10	6	CARDONA Michelle
1	10	11	OCASIO Karina
1	9	8	CRUZ Eva
17		Total Team	
75	217	Total Team	
16	39	11	OCASIO Karina

Scoring Skills
Spike
Block
Serve
Opp Error
Total
Best Scorer

Won	Total Atts	No	Name
27	93	Total Team	
9	27	2	RUIZ Migdalel
7	13	4	HERRERA Xitlali
4	21	10	REVUELTA Martha
6	39	Total Team	
4	11	2	RUIZ Migdalel
1	2	16	CASTILLEJAS Victoria
1	1	12	RODRIGUEZ Claudia
2	60	Total Team	
2	12	2	RUIZ Migdalel
23		Total Team	
58	192	Total Team	
15	50	2	RUIZ Migdalel

Legend:

Atts	Attempts	C	Team Captain	L	Libero Player	L	Substitute Libero
n	Starting Line-Up where n=starting position on Court (i.e. positions 1 to 6)						
nn	Substitute where nn=jersey number of out going player		Opp	Opponent	Pts	Points scored	

Match Results

Informe del partido / Relatório da partida

P2

Match Duration: 1h00m
Spectators: 1,438

DOM vs CRC
3 vs 0

Team	Sets	1	2	3	Total
DOM	3	25	25	25	75
CRC	0	17	6	15	38
	Playing Time	20m	15m	19m	54m

First Referee: BEAL Paulo (BRA)

Second Referee: Rolf Patricia (USA)

DOM - Dominican Republic									
No	C/L	Name	1	2	3	4	5	Pts	
1		VARGAS Annerys	6	1	6			10	
2		ANGELES Rosalin	1	2	1			4	
4		NUÑEZ Sidarka	4	5	4			10	
5		CASTILLO Brenda			1			0	
6	L	CASO Carmen	L	L	L			0	
7		MERCEDES Sofia						0	
8		del ROSARIO Gina						0	
10		CABRAL Milagros						0	
13		RONDON Cindy	3	4	3			10	
15	C	RODRIGUEZ Cosiri	5	6	5			6	
16		MORETA Kenia						0	
18		BETHANIA de la CRUZ	2	3	2			17	
Head Coach:		CRUZ Beato (DOM)							
Assistant Coach:		CRUZ Cristian (DOM)							

CRC - Costa Rica									
No	C/L	Name	1	2	3	4	5	Pts	
1		COPE Karen	4	4	2			8	
2		FERNANDEZ Catalina	2	2	7			1	
6		WILLIS Angela	3	3	3			0	
7		QUESADA Mariela	1	1	1			2	
9	C	WILLIS Verania	5	5	5			5	
10		RAMIREZ Paola	6	6	6			2	
12		JIMENEZ Angelica						0	
13		JOHNSON Janelle		9				0	
14		FONSECA Irene		2	4			1	
16		PALMER Kimberly						0	
17	L	ALFARO Marianela	L	L	L			0	
Head Coach:		VARGAS Eladio (CRC)							
Assistant Coach:		QUIROS Carlos (CRC)							

TEAM AND PLAYER PERFORMANCES

Won	Total Atts	No	Name
43	71	Total Team	
14	19	18	BETHANIA de la CRUZ
10	22	4	NUÑEZ Sidarka
7	10	1	VARGAS Annerys
9	30	Total Team	
3	6	1	VARGAS Annerys
3	6	13	RONDON Cindy
1	10	18	BETHANIA de la CRUZ
5	74	Total Team	
2	17	2	ANGELES Rosalin
2	8	18	BETHANIA de la CRUZ
1	16	15	RODRIGUEZ Cosiri
18		Total Team	
75	175	Total Team	
17	37	18	BETHANIA de la CRUZ

Scoring Skills
Spike
Block
Serve
Opp Error
Total
Best Scorer

Won	Total Atts	No	Name
16	64	Total Team	
7	20	1	COPE Karen
5	17	9	WILLIS Verania
1	9	2	FERNANDEZ Catalina
2	27	Total Team	
1	5	10	RAMIREZ Paola
1	4	1	COPE Karen
1	39	Total Team	
1	11	7	QUESADA Mariela
19		Total Team	
38	130	Total Team	
8	29	1	COPE Karen

Legend:

Atts	Attempts	C	Team Captain	L	Libero Player	L	Substitute Libero
n	Starting Line-Up where n=starting position on Court (i.e. positions 1 to 6)	Opp	Opponent	Pts	Points scored		
nn	Substitute where nn=jersey number of out going player						

Results Table - Preliminary Round

Tabla de resultados - Ronda Preliminar / Tabela de Resultados - Rodada Preliminar

As of 17 JUL 2007 at 0:05

P4

Pool A				Points per Set					Total Points	Match Duration	Spectators
Match	Date	Teams	Sets	1	2	3	4	5			
2	14 JUL 2007	MEX vs DOM	0 - 3	23-25	16-25	19-25			58-75	1h15m	2,200
4	14 JUL 2007	PER vs BRA	0 - 3	15-25	19-25	12-25			46-75	1h11m	11,890
6	15 JUL 2007	MEX vs PER	0 - 3	16-25	23-25	17-25			56-75	1h25m	1,386
Latest Matches											
8	15 JUL 2007	DOM vs BRA	0 - 3	26-28	16-25	15-25			57-78	1h23m	12,750
10	16 JUL 2007	BRA vs MEX	3 - 0	25-16	25-15	25-17			75-48	1h09m	12,326
12	16 JUL 2007	DOM vs PER	2 - 3	25-14	13-25	25-23	27-29	8-15	98-106	1h59m	1,417

Pool B				Points per Set					Total Points	Match Duration	Spectators
Match	Date	Teams	Sets	1	2	3	4	5			
1	14 JUL 2007	USA vs CRC	3 - 0	25-9	25-19	25-12			75-40	1h08m	1,835
3	14 JUL 2007	CUB vs PUR	3 - 1	25-18	25-17	24-26	25-23		99-84	1h32m	4,836
5	15 JUL 2007	PUR vs USA	1 - 3	25-21	18-25	16-25	22-25		81-96	1h46m	2,777
Latest Matches											
7	15 JUL 2007	CRC vs CUB	0 - 3	17-25	12-25	25-27			54-77	1h07m	3,642
9	16 JUL 2007	CRC vs PUR	0 - 3	14-25	19-25	14-25			47-75	1h10m	1,103
11	16 JUL 2007	USA vs CUB	0 - 3	16-25	23-25	15-25			54-75	1h04m	8,635

Statistics of	Average match duration	Average spectators	Total spectators
Preliminary Round	1h20m	5,399	64,797

Pool A												
Rk	Team	Matches				Sets				Points		
		Pts	Tot	W	L	W	L	Ratio	W	L	Ratio	
1	BRA	6	3	3	0	9	0	MAX	228	151	1.510	
2	PER	5	3	2	1	6	5	1.200	227	229	0.991	
3	DOM	4	3	1	2	5	6	0.833	230	242	0.950	
4	MEX	3	3	0	3	0	9	0.000	162	225	0.720	

Pool B												
Rk	Team	Matches				Sets				Points		
		Pts	Tot	W	L	W	L	Ratio	W	L	Ratio	
1	CUB	6	3	3	0	9	1	9.000	251	192	1.307	
2	USA	5	3	2	1	6	4	1.500	225	196	1.148	
3	PUR	4	3	1	2	5	6	0.833	240	242	0.992	
4	CRC	3	3	0	3	0	9	0.000	141	227	0.621	

Legend:

L	Lost	Pts	Standings points	Rk	Rank	Tot	Total
W	Won						

Match Results

Informe del partido / Relatório da partida

P2

Match Duration: 1h15m
Spectators: 2,200

MEX vs DOM
0 vs 3

Team	Sets	1	2	3	Total
MEX	0	23	16	19	58
DOM	3	25	25	25	75
Playing Time		23m	21m	25m	1h09m

First Referee: BEAL Paulo (BRA)

Second Referee: Rolf Patricia (USA)

MEX - Mexico								
No	C/L	Name	1	2	3	4	5	Pts
2	C	RUIZ Migdalel	2	2	2			8
3		CORDOVA Celida			18			3
4		HERRERA Xitlali	6	6	6			3
5		ORTEGA Nancy Alejandra		13	4			0
7	L	ACOSTA Alejandra	L	L	L			0
10		REVUELTA Martha	5	5	5			11
12		RODRIGUEZ Claudia	18	1				0
13		LOPEZ Mariana	4	4				1
14		ORELLANA Alejandra	3					0
16		CASTILLEJAS Victoria	14	3	3			2
17		VIRGEN Vanessa						0
18		RUBIO Diana	1	12	1			1
Head Coach:		GONZALEZ GUERRERO Macario (MEX)						
Assistant Coach:		BALLESTEROS PERALTA David (MEX)						

DOM - Dominican Republic								
No	C/L	Name	1	2	3	4	5	Pts
1		VARGAS Annerys	6	1	6			11
2		ANGELES Rosalin	1	2	1			1
4		NUÑEZ Sidarka		2	4			4
5		CASTILLO Brenda			18			0
6	L	CASO Carmen	L	L	L			0
7		MERCEDES Sofia			5			3
8		del ROSARIO Gina			2			0
10		CABRAL Milagros	5	6				9
13		RONDON Cindy	3	4	3			8
15	C	RODRIGUEZ Cosiri	4	5				11
16		MORETA Kenia	2					0
18		BETHANIA de la CRUZ	2	3	2			16
Head Coach:		CRUZ Beato (DOM)						
Assistant Coach:		CRUZ Cristian (DOM)						

TEAM AND PLAYER PERFORMANCES

Won	Total Atts	No	Name
22	86	Total Team	
10	33	10	REVUELTA Martha
5	27	2	RUIZ Migdalel
3	4	3	CORDOVA Celida
5	39	Total Team	
2	7	2	RUIZ Migdalel
1	7	10	REVUELTA Martha
1	6	16	CASTILLEJAS Victoria
2	57	Total Team	
1	17	2	RUIZ Migdalel
1	6	4	HERRERA Xitlali
29		Total Team	
58	182	Total Team	
11	47	10	REVUELTA Martha

Scoring Skills
Spike
Block
Serve
Opp Error
Total
Best Scorer

Won	Total Atts	No	Name
44	94	Total Team	
10	25	18	BETHANIA de la CRUZ
9	18	15	RODRIGUEZ Cosiri
8	15	10	CABRAL Milagros
14	43	Total Team	
4	12	1	VARGAS Annerys
3	11	13	RONDON Cindy
3	7	18	BETHANIA de la CRUZ
5	74	Total Team	
3	12	18	BETHANIA de la CRUZ
1	13	13	RONDON Cindy
1	11	15	RODRIGUEZ Cosiri
12		Total Team	
75	211	Total Team	
16	44	18	BETHANIA de la CRUZ

Legend:

Atts	Attempts	C	Team Captain	L	Libero Player	L	Substitute Libero
n	Starting Line-Up where n=starting position on Court (i.e. positions 1 to 6)	Opp	Opponent	Pts	Points scored		
nn	Substitute where nn=jersey number of out going player						

Match Results

Informe del partido / Relatório da partida

P2

Match Duration: 1h11m
Spectators: 11,890

PER vs BRA
0 vs 3

Team	Sets	1	2	3	Total
PER	0	15	19	12	46
BRA	3	25	25	25	75
Playing Time		20m	24m	21m	1h05m

First Referee: VILLALOBOS Jorge (CRC)

Second Referee: RODRIGUEZ Victor (PUR)

PER - Peru								
No	C/L	Name	1	2	3	4	5	Pts
1		JOYA Sara			7			0
2		URIBE Mirtha						0
3		CONTRERAS Veronica	1	1	1			0
4		SOTO Patty	4	4	4			4
5	L	PALACIOS Vanessa	L	L	L			0
6		UCEDA Jessenia	2	9	5			2
7		ZAMUDIO Yulissa	6	3	3			3
9		TRISTAN Carla	6	5	6			2
10	C	CHIHUAN Leyla	3	6	6			10
11		BAYLON Luren	5	2	2			9
13		la ROSA Zoila						0
15		ORTIZ Karla						0
Head Coach:		FIGUEIREDO SILVA Enio (PER)						
Assistant Coach:		JIMENEZ Edwin (PER)						

BRA - Brazil								
No	C/L	Name	1	2	3	4	5	Pts
1		OLIVEIRA Walewska	6	6	6			9
2		ALBUQUERQUE Carolina		3				0
3		STEINBRECHER Marianne	4	4	4			13
4		PEQUENO Paula	5	5	5			10
6		MENEZES Thaisa						0
7	C	SOUZA Helia	1	1	1			2
9		CLAUDINO Fabiana	3	3	3			17
10		GONZAGA Welissa	2	2	2			8
11		COIMBRA Erika			10			0
13		CASTRO Sheilla		7	3			1
14	L	OLIVEIRA Fabiana	L	L	L			0
15		BIDIAS Regiane			4			1
Head Coach:		GUIMARÃES Jose Roberto (BRA)						
Assistant Coach:		PINHEIRO Claudio (BRA)						

TEAM AND PLAYER PERFORMANCES

Won	Total Atts	No	Name
22	86	Total Team	
8	23	11	BAYLON Luren
8	22	10	CHIHUAN Leyla
3	15	4	SOTO Patty
6	39	Total Team	
2	13	10	CHIHUAN Leyla
2	4	9	TRISTAN Carla
1	11	4	SOTO Patty
2	48	Total Team	
1	9	11	BAYLON Luren
1	8	7	ZAMUDIO Yulissa
16		Total Team	
46	173	Total Team	
10	41	10	CHIHUAN Leyla

Scoring Skills
Spike
Block
Serve
Opp Error
Total
Best Scorer

Won	Total Atts	No	Name
47	83	Total Team	
11	21	3	STEINBRECHER Marianne
10	23	4	PEQUENO Paula
10	14	9	CLAUDINO Fabiana
12	48	Total Team	
6	16	9	CLAUDINO Fabiana
3	10	1	OLIVEIRA Walewska
2	7	3	STEINBRECHER Marianne
2	73	Total Team	
1	18	10	GONZAGA Welissa
1	13	9	CLAUDINO Fabiana
14		Total Team	
75	204	Total Team	
17	43	9	CLAUDINO Fabiana

Legend:

Atts	Attempts	C	Team Captain	L	Libero Player	L	Substitute Libero
n	Starting Line-Up where n=starting position on Court (i.e. positions 1 to 6)	Opp	Opponent	Pts	Points scored		
nn	Substitute where nn=jersey number of out going player						

Match Results

Informe del partido / Relatório da partida

P2

Match Duration: 1h25m
Spectators: 1,386

MEX vs PER
0 vs 3

Team	Sets	1	2	3	Total
MEX	0	16	23	17	56
PER	3	25	25	25	75
	Playing Time	21m	26m	20m	1h07m

First Referee: Rolf Patricia (USA)

Second Referee: RODRIGUEZ Victor (PUR)

MEX - Mexico								
No	C/L	Name	1	2	3	4	5	Pts
2	C	RUIZ Migdalel	2	2	2			13
3		CORDOVA Celida			18			0
4		HERRERA Xitlali	6	6	6			7
5		ORTEGA Nancy Alejandra		13	4			2
7	L	ACOSTA Alejandra	L	L	L			0
10		REVUELTA Martha	5	5	5			10
12		RODRIGUEZ Claudia	1	1				8
13		LOPEZ Mariana	4	4				1
14		ORELLANA Alejandra	3					1
16		CASTILLEJAS Victoria	14	3	3			0
17		VIRGEN Vanessa		12				0
18		RUBIO Diana			1			1
Head Coach:		GONZALEZ GUERRERO Macario (MEX)						
Assistant Coach:		BALLESTEROS PERALTA David (MEX)						

PER - Peru								
No	C/L	Name	1	2	3	4	5	Pts
1		JOYA Sara						0
2		URIBE Mirtha						0
3		CONTRERAS Veronica	1	1	1			0
4		SOTO Patty	4	4	4			10
5	L	PALACIOS Vanessa	L	L	L			0
6		UCEDA Jessenia						0
7		ZAMUDIO Yulissa	3	3	3			7
9		TRISTAN Carla	5	5	5			12
10	C	CHIHUAN Leyla	6	6	6			9
11		BAYLON Luren	2	2	2			12
13		la ROSA Zoila						0
15		ORTIZ Karla						0
Head Coach:		FIGUEIREDO SILVA Enio (PER)						
Assistant Coach:		JIMENEZ Edwin (PER)						

TEAM AND PLAYER PERFORMANCES

Won	Total Atts	No	Name
34	115	Total Team	
10	39	2	RUIZ Migdalel
9	35	10	REVUELTA Martha
7	12	4	HERRERA Xitlali
4	56	Total Team	
2	6	12	RODRIGUEZ Claudia
1	6	2	RUIZ Migdalel
1	5	14	ORELLANA Alejandra
5	57	Total Team	
2	11	2	RUIZ Migdalel
1	11	10	REVUELTA Martha
1	7	13	LOPEZ Mariana
13		Total Team	
56	228	Total Team	
13	56	2	RUIZ Migdalel

Scoring Skills
Spike
Block
Serve
Opp Error
Total
Best Scorer

Won	Total Atts	No	Name
38	114	Total Team	
9	30	11	BAYLON Luren
9	26	9	TRISTAN Carla
7	28	10	CHIHUAN Leyla
10	46	Total Team	
4	10	4	SOTO Patty
2	10	9	TRISTAN Carla
2	9	10	CHIHUAN Leyla
2	74	Total Team	
1	16	11	BAYLON Luren
1	12	9	TRISTAN Carla
25		Total Team	
75	234	Total Team	
12	51	11	BAYLON Luren

Legend:

Atts	Attempts	C	Team Captain	L	Libero Player	L	Substitute Libero
n	Starting Line-Up where n=starting position on Court (i.e. positions 1 to 6)						
nn	Substitute where nn=jersey number of out going player		Opp	Opponent	Pts	Points scored	

Match Results

Informe del partido / Relatório da partida

P2

Match Duration: 1h23m
Spectators: 12,750

DOM vs BRA
0 vs 3

Team	Sets	1	2	3	Total
DOM	0	26	16	15	57
BRA	3	28	25	25	78
Playing Time		32m	22m	23m	1h17m

First Referee: MEDINA Francisco (CUB)

Second Referee: CHARLES Brian (TRI)

DOM - Dominican Republic									
No	C/L	Name	1	2	3	4	5	Pts	
1		VARGAS Annerys	6	1	6			6	
2		ANGELES Rosalin	1	2	1			2	
4		NUÑEZ Sidarka	10		4			5	
5		CASTILLO Brenda			13			0	
6	L	CASO Carmen	L	L	L			0	
7		MERCEDES Sofia	18	18	5			1	
8		del ROSARIO Gina			2			0	
10		CABRAL Milagros	5					1	
13		RONDON Cindy	3	4	3			11	
15	C	RODRIGUEZ Cosiri	4	5				8	
16		MORETA Kenia	2	6				2	
18		BETHANIA de la CRUZ	2	3	2			15	
Head Coach:		CRUZ Beato (DOM)							
Assistant Coach:		CRUZ Cristian (DOM)							

BRA - Brazil									
No	C/L	Name	1	2	3	4	5	Pts	
1		OLIVEIRA Walewska	6	6	6			11	
2		ALBUQUERQUE Carolina	3		13			0	
3		STEINBRECHER Marianne	4	4				2	
4		PEQUENO Paula	5	5	5			15	
6		MENEZES Thaisa	10		9			0	
7	C	SOUZA Helia	1	1	1			1	
9		CLAUDINO Fabiana	3	3	3			9	
10		GONZAGA Welissa	2	2	2			9	
11		COIMBRA Erika			10			0	
13		CASTRO Sheilla	7	3	4			6	
14	L	OLIVEIRA Fabiana	L	L	L			0	
15		BIDIAS Regiane			7			1	
Head Coach:		GUIMARÃES Jose Roberto (BRA)							
Assistant Coach:		PINHEIRO Claudio (BRA)							

TEAM AND PLAYER PERFORMANCES

Won	Total Atts	No	Name
38	107	Total Team	
13	29	18	BETHANIA de la CRUZ
7	20	15	RODRIGUEZ Cosiri
6	15	13	RONDON Cindy
6	42	Total Team	
2	11	1	VARGAS Annerys
2	10	13	RONDON Cindy
1	9	15	RODRIGUEZ Cosiri
7	59	Total Team	
3	9	13	RONDON Cindy
2	16	18	BETHANIA de la CRUZ
1	6	1	VARGAS Annerys
6		Total Team	
57	208	Total Team	
15	47	18	BETHANIA de la CRUZ

Scoring Skills
Spike
Block
Serve
Opp Error
Total
Best Scorer

Won	Total Atts	No	Name
43	91	Total Team	
12	22	4	PEQUENO Paula
9	17	10	GONZAGA Welissa
8	12	1	OLIVEIRA Walewska
8	50	Total Team	
3	13	1	OLIVEIRA Walewska
3	11	4	PEQUENO Paula
1	10	9	CLAUDINO Fabiana
3	76	Total Team	
2	14	9	CLAUDINO Fabiana
1	8	13	CASTRO Sheilla
24		Total Team	
78	217	Total Team	
15	46	4	PEQUENO Paula

Legend:

Atts	Attempts	C	Team Captain	L	Libero Player	L	Substitute Libero
n	Starting Line-Up where n=starting position on Court (i.e. positions 1 to 6)	Opp	Opponent	Pts	Points scored		
nn	Substitute where nn=jersey number of out going player						

Match Results

Informe del partido / Relatório da partida

P2

Match Duration: 1h09m
Spectators: 12,326

BRA vs MEX
3 vs 0

Team	Sets	1	2	3	Total
BRA	3	25	25	25	75
MEX	0	16	15	17	48
Playing Time		20m	20m	23m	1h03m

First Referee: RODRIGUEZ Victor (PUR)

Second Referee: Rolf Patricia (USA)

BRA - Brazil								
No	C/L	Name	1	2	3	4	5	Pts
1		OLIVEIRA Walewska						0
2		ALBUQUERQUE Carolina	13	1	1			2
3		STEINBRECHER Marianne						0
4		PEQUENO Paula	5					1
6		MENEZES Thaisa	6	3	3			11
7	C	SOUZA Helia	1					0
9		CLAUDINO Fabiana	3	6	6			7
10		GONZAGA Welissa						0
11		COIMBRA Erika	2	2	2			10
13		CASTRO Sheilla	4	4	4			20
14	L	OLIVEIRA Fabiana	L	L	L			0
15		BIDIAS Regiane	7	5	5			8
Head Coach:		GUIMARÃES Jose Roberto (BRA)						
Assistant Coach:		PINHEIRO Claudio (BRA)						

MEX - Mexico								
No	C/L	Name	1	2	3	4	5	Pts
2	C	RUIZ Migdalel	2	2	2			13
3		CORDOVA Celida	12	1				0
4		HERRERA Xitlali	6	6	6			4
5		ORTEGA Nancy Alejandra	13	4	4			0
7	L	ACOSTA Alejandra	L	L	L			0
10		REVUELTA Martha	5	5	5			12
12		RODRIGUEZ Claudia	1					0
13		LOPEZ Mariana	4					0
14		ORELLANA Alejandra	3	3				1
16		CASTILLEJAS Victoria				3		0
17		VIRGEN Vanessa				18		0
18		RUBIO Diana		3	1			0
Head Coach:		GONZALEZ GUERRERO Macario (MEX)						
Assistant Coach:		BALLESTEROS PERALTA David (MEX)						

TEAM AND PLAYER PERFORMANCES

Won	Total Atts	No	Name
42	88	Total Team	
15	29	13	CASTRO Sheilla
8	16	11	COIMBRA Erika
7	19	15	BIDIAS Regiane
14	38	Total Team	
5	9	13	CASTRO Sheilla
3	9	6	MENEZES Thaisa
2	8	9	CLAUDINO Fabiana
3	73	Total Team	
2	9	6	MENEZES Thaisa
1	18	9	CLAUDINO Fabiana
16		Total Team	
75	199	Total Team	
20	51	13	CASTRO Sheilla

Scoring Skills
Spike
Block
Serve
Opp Error
Total
Best Scorer

Won	Total Atts	No	Name
24	89	Total Team	
12	36	2	RUIZ Migdalel
9	30	10	REVUELTA Martha
2	5	4	HERRERA Xitlali
3	32	Total Team	
2	5	10	REVUELTA Martha
1	5	4	HERRERA Xitlali
3	50	Total Team	
1	8	2	RUIZ Migdalel
1	8	10	REVUELTA Martha
1	6	4	HERRERA Xitlali
18		Total Team	
48	171	Total Team	
13	48	2	RUIZ Migdalel

Legend:

Atts	Attempts	C	Team Captain	L	Libero Player	L	Substitute Libero
n	Starting Line-Up where n=starting position on Court (i.e. positions 1 to 6)						
nn	Substitute where nn=jersey number of out going player		Opp	Opponent	Pts	Points scored	

Match Results

Informe del partido / Relatório da partida

P2

Match Duration: 1h59m
Spectators: 1,417

DOM vs PER
2 vs 3

Team	Sets	1	2	3	4	5	Total
DOM	2	25	13	25	27	8	98
PER	3	14	25	23	29	15	106
	Playing Time	19m	20m	23m	29m	16m	1h47m

First Referee: CHARLES Brian (TRI)

Second Referee: MEDINA Francisco (CUB)

DOM - Dominican Republic								
No	C/L	Name	1	2	3	4	5	Pts
1		VARGAS Annerys	1	6	1	6	1	8
2		ANGELES Rosalin	2	1	2	1	2	3
4		NUÑEZ Sidarka	5	4			2	6
5		CASTILLO Brenda		4	18	13	13	0
6	L	CASO Carmen	L	L	L	L	L	0
7		MERCEDES Sofia			6		10	1
8		del ROSARIO Gina		15				0
10		CABRAL Milagros			7	5	6	11
13		RONDON Cindy	4	3	4	3	4	17
15	C	RODRIGUEZ Cosiri	6	5	5	4	5	10
16		MORETA Kenia	2	2		2		0
18		BETHANIA de la CRUZ	3	2	3	2	3	28
Head Coach: CRUZ Beato (DOM)								
Assistant Coach: CRUZ Cristian (DOM)								

PER - Peru								
No	C/L	Name	1	2	3	4	5	Pts
1		JOYA Sara				3	3	0
2		URIBE Mirtha	10			7		1
3		CONTRERAS Veronica	1	1	1	1	2	1
4		SOTO Patty	4	4	4	4	5	12
5	L	PALACIOS Vanessa	L	L	L	L	L	0
6		UCEDA Jessenia	9	5	5	5	6	8
7		ZAMUDIO Yulissa	3	3	3	3	4	10
9		TRISTAN Carla	5			6		2
10	C	CHIHUAN Leyla	6	6	6	6	1	18
11		BAYLON Luren	2	2	2	2	3	20
13		la ROSA Zoila						0
15		ORTIZ Karla						0
Head Coach: FIGUEIREDO SILVA Enio (PER)								
Assistant Coach: JIMENEZ Edwin (PER)								

TEAM AND PLAYER PERFORMANCES

Won	Total Atts	No	Name
70	161	Total Team	
27	51	18	BETHANIA de la CRUZ
12	23	13	RONDON Cindy
10	21	10	CABRAL Milagros
9	73	Total Team	
3	19	13	RONDON Cindy
2	28	1	VARGAS Annerys
1	6	18	BETHANIA de la CRUZ
5	98	Total Team	
2	22	15	RODRIGUEZ Cosiri
2	12	13	RONDON Cindy
1	16	2	ANGELES Rosalin
14		Total Team	
98	332	Total Team	
28	72	18	BETHANIA de la CRUZ

Scoring Skills
Spike
Block
Serve
Opp Error
Total
Best Scorer

Won	Total Atts	No	Name
56	148	Total Team	
16	40	11	BAYLON Luren
16	24	10	CHIHUAN Leyla
11	32	4	SOTO Patty
11	68	Total Team	
3	16	7	ZAMUDIO Yulissa
3	7	6	UCEDA Jessenia
2	5	11	BAYLON Luren
5	106	Total Team	
2	19	10	CHIHUAN Leyla
2	18	11	BAYLON Luren
1	16	7	ZAMUDIO Yulissa
34		Total Team	
106	322	Total Team	
20	63	11	BAYLON Luren

Legend:

Atts	Attempts	C	Team Captain	L	Libero Player	L	Substitute Libero
n	Starting Line-Up where n=starting position on Court (i.e. positions 1 to 6)	Opp	Opponent	Pts	Points scored		
nn	Substitute where nn=jersey number of out going player						

Match Results

Informe del partido / Relatório da partida

P2

Match Duration: 1h08m
Spectators: 1,835

USA vs CRC
3 vs 0

Team	Sets	1	2	3	Total
USA	3	25	25	25	75
CRC	0	9	19	12	40
Playing Time		17m	25m	20m	1h02m

First Referee: GONZALEZ Daniel (MEX)

Second Referee: RAMIREZ Yuri (DOM)

USA - United States of America								
No	C/L	Name	1	2	3	4	5	Pts
2	C	SCOTT-ARRUDA Danielle	6	6	6			13
3		HANEEF-PARK Tayyiba	2	2	2			14
4		FAIR Charnette						0
5	L	MICHAELIS Kristen	L	L	L			0
6		AKINRADEWO Foluke	3	3	3			10
7		TOMES Laura						0
10		BARBOZA Cynthia	5	5	5			10
12		NOBLE Kimberly						0
13		HAMPTON Maurelle						0
15		THOMPSON Courtney						0
16		HUNTER Lindsey	1	1	1			2
18		BUSSE Cassie	4	4	4			7
Head Coach:		WOODSTRA Susan (USA)						
Assistant Coach:		KAWAKITA Gen (USA)						

CRC - Costa Rica								
No	C/L	Name	1	2	3	4	5	Pts
1		COPE Karen	3	2	3			11
2		FERNANDEZ Catalina						0
6		WILLIS Angela	4	4	5			1
7		QUESADA Mariela	2	1	2			2
9	C	WILLIS Verania	6	5	6			10
10		RAMIREZ Paola	1	6	4			2
12		JIMENEZ Angelica						0
13		JOHNSON Janelle	14	6	9			0
14		FONSECA Irene	5	16	16			0
16		PALMER Kimberly		3	1			0
17	L	ALFARO Marianela	L	L	L			0
Head Coach:		VARGAS Eladio (CRC)						
Assistant Coach:		QUIROS Carlos (CRC)						

TEAM AND PLAYER PERFORMANCES

Won	Total Atts	No	Name
38	88	Total Team	
9	24	3	HANEEF-PARK Tayyiba
9	14	2	SCOTT-ARRUDA Danielle
8	17	10	BARBOZA Cynthia
8	36	Total Team	
4	12	2	SCOTT-ARRUDA Danielle
2	5	10	BARBOZA Cynthia
1	10	18	BUSSE Cassie
10	74	Total Team	
5	21	3	HANEEF-PARK Tayyiba
3	14	6	AKINRADEWO Foluke
2	15	18	BUSSE Cassie
19		Total Team	
75	198	Total Team	
14	47	3	HANEEF-PARK Tayyiba

Scoring Skills
Spike
Block
Serve
Opp Error
Total
Best Scorer

Won	Total Atts	No	Name
20	88	Total Team	
11	25	1	COPE Karen
8	33	9	WILLIS Verania
1	15	6	WILLIS Angela
4	34	Total Team	
2	3	7	QUESADA Mariela
1	11	10	RAMIREZ Paola
1	8	9	WILLIS Verania
2	41	Total Team	
1	6	10	RAMIREZ Paola
1	6	9	WILLIS Verania
14		Total Team	
40	163	Total Team	
11	35	1	COPE Karen

Legend:

Atts	Attempts	C	Team Captain	L	Libero Player	L	Substitute Libero
n	Starting Line-Up where n=starting position on Court (i.e. positions 1 to 6)	Opp	Opponent	Pts	Points scored		
nn	Substitute where nn=jersey number of out going player						

Match Results

Informe del partido / Relatório da partida

P2

Match Duration: 1h32m
Spectators: 4,836

CUB vs PUR
3 vs 1

Team	Sets	1	2	3	4	Total
CUB	3	25	25	24	25	99
PUR	1	18	17	26	23	84
	Playing Time	20m	19m	23m	21m	1h23m

First Referee: RAMIREZ Yuri (DOM)

Second Referee: AGUIAR Murilo (BRA)

CUB - Cuba								
No	C/L	Name	1	2	3	4	5	Pts
1	C	RUIZ Yumilka	6	6	6	6		18
2		SANTOS Yanelys	5	5	5	5		15
3		CARRILLO Nancy	4	4	4	4		14
4		GONZALEZ Yenisey						0
6		RAMIREZ Daimi	2	2	2	2		11
8	L	ORTÍZ Yahima	L	L	L	L		0
10		HERRERA Yusleynis						0
11		MESA Liana						0
12		CALDERON Rosir	3	3	3	3		7
14		CARCACES Kenia			1			1
15		SILIE Yusidey						0
18		BARROS Zoila	1	1	1	1		11
Head Coach:			PERDOMO Antonio (CUB)					
Assistant Coach:			GEORGE Eugenio (CUB)					

PUR - Puerto Rico								
No	C/L	Name	1	2	3	4	5	Pts
1	L	SEILHAMER Debora	L	L	L	L		0
3		MOJICA Vilmarie	5	4	1	2		2
4		ENCARNACION Tatiana						0
5		ALVAREZ FIGUEROA Sarai	2	1	4	5		14
6		CARDONA Michelle	5	5				0
8		CRUZ Eva	1	6	3	4		6
9	C	CRUZ Aurea	6	2	5	6		8
10		VELEZ Vanessa						0
11		OCASIO Karina	3	5	2	3		13
13		ACEVEDO Dariam	8		17	17		0
15		TORREGROSA Shannon	3	3	3			0
17		OCASIO Sheila	4	3	6	1		7
Head Coach:			NUÑEZ Juan (PUR)					
Assistant Coach:			RODRIGUEZ Juan Carlos (PUR)					

TEAM AND PLAYER PERFORMANCES

Won	Total Atts	No	Name
50	111	Total Team	
15	26	1	RUIZ Yumilka
10	19	6	RAMIREZ Daimi
9	16	2	SANTOS Yanelys
20	59	Total Team	
8	20	3	CARRILLO Nancy
4	13	18	BARROS Zoila
4	9	2	SANTOS Yanelys
7	97	Total Team	
2	16	2	SANTOS Yanelys
1	20	12	CALDERON Rosir
1	18	18	BARROS Zoila
22		Total Team	
99	267	Total Team	
18	42	1	RUIZ Yumilka

Scoring Skills
Spike
Block
Serve
Opp Error
Total
Best Scorer

Won	Total Atts	No	Name
36	107	Total Team	
13	30	5	ALVAREZ FIGUEROA Sarai
10	25	11	OCASIO Karina
5	12	17	OCASIO Sheila
6	48	Total Team	
2	15	8	CRUZ Eva
2	8	11	OCASIO Karina
1	8	5	ALVAREZ FIGUEROA Sarai
8	83	Total Team	
4	17	9	CRUZ Aurea
2	10	17	OCASIO Sheila
1	19	8	CRUZ Eva
34		Total Team	
84	238	Total Team	
14	45	5	ALVAREZ FIGUEROA Sarai

Legend:

Atts	Attempts	C	Team Captain	L	Libero Player	L	Substitute Libero
n	Starting Line-Up where n=starting position on Court (i.e. positions 1 to 6)	Opp	Opponent	Pts	Points scored		
nn	Substitute where nn=jersey number of out going player						

Match Results

Informe del partido / Relatório da partida

P2

Match Duration: 1h46m
Spectators: 2,777

PUR vs USA
1 vs 3

Team	Sets	1	2	3	4	Total
PUR	1	25	18	16	22	81
USA	3	21	25	25	25	96
	Playing Time	25m	22m	23m	27m	1h37m

First Referee: AGUIAR Murilo (BRA)

Second Referee: RAMIREZ Yuri (DOM)

PUR - Puerto Rico								
No	C/L	Name	1	2	3	4	5	Pts
1	L	SEILHAMER Debora	L	L	L	L		0
3		MOJICA Vilmarie	4	3	4	1		4
4		ENCARNACION Tatiana						0
5		ALVAREZ FIGUEROA Sarai	1	6	1	4		12
6		CARDONA Michelle		5	3	17		0
8		CRUZ Eva	6	5	6	3		9
9	C	CRUZ Aurea	2	1	2	5		13
10		VELEZ Vanessa						0
11		OCASIO Karina	5	4	5	2		16
13		ACEVEDO Dariam	8			5		0
15		TORREGROSA Shannon		3				0
17		OCASIO Sheila	3	2	3	6		8
Head Coach:		NUÑEZ Juan (PUR)						
Assistant Coach:		RODRIGUEZ Juan Carlos (PUR)						

USA - United States of America								
No	C/L	Name	1	2	3	4	5	Pts
2	C	SCOTT-ARRUDA Danielle	6	6	5	6		15
3		HANEEF-PARK Tayyiba	2	2	1	2		18
4		FAIR Charnette						0
5	L	MICHAELIS Kristen	L	L	L	L		0
6		AKINRADEWO Foluke	3	3	2	3		14
7		TOMES Laura	16					0
10		BARBOZA Cynthia	5	5	4	5		12
12		NOBLE Kimberly						0
13		HAMPTON Maurelle						0
15		THOMPSON Courtney	18	1	6	1		3
16		HUNTER Lindsey	1					0
18		BUSSE Cassie	4	4	3	4		5
Head Coach:		WOODSTRA Susan (USA)						
Assistant Coach:		KAWAKITA Gen (USA)						

TEAM AND PLAYER PERFORMANCES

Won	Total Atts	No	Name
49	145	Total Team	
11	40	9	CRUZ Aurea
11	30	5	ALVAREZ FIGUEROA Sarai
10	30	11	OCASIO Karina
7	54	Total Team	
2	13	8	CRUZ Eva
2	8	9	CRUZ Aurea
1	12	11	OCASIO Karina
6	82	Total Team	
5	18	11	OCASIO Karina
1	15	3	MOJICA Vilmarie
19		Total Team	
81	281	Total Team	
16	60	11	OCASIO Karina

Scoring Skills
Spike
Block
Serve
Opp Error
Total
Best Scorer

Won	Total Atts	No	Name
53	131	Total Team	
14	34	3	HANEEF-PARK Tayyiba
12	20	6	AKINRADEWO Foluke
11	19	2	SCOTT-ARRUDA Danielle
10	66	Total Team	
3	18	2	SCOTT-ARRUDA Danielle
3	12	3	HANEEF-PARK Tayyiba
2	7	15	THOMPSON Courtney
4	95	Total Team	
1	18	6	AKINRADEWO Foluke
1	16	2	SCOTT-ARRUDA Danielle
1	15	10	BARBOZA Cynthia
29		Total Team	
96	292	Total Team	
18	59	3	HANEEF-PARK Tayyiba

Legend:

Atts	Attempts	C	Team Captain	L	Libero Player	L	Substitute Libero
n	Starting Line-Up where n=starting position on Court (i.e. positions 1 to 6)						
nn	Substitute where nn=jersey number of out going player		Opp	Opponent	Pts	Points scored	

Match Results

Informe del partido / Relatório da partida

P2

Match Duration: 1h07m
Spectators: 3,642

CRC vs CUB
0 vs 3

Team	Sets	1	2	3	Total
CRC	0	17	12	25	54
CUB	3	25	25	27	77
	Playing Time	20m	17m	24m	1h01m

First Referee: BEAL Paulo (BRA)

Second Referee: ZELADA Raúl Javier (PER)

CRC - Costa Rica								
No	C/L	Name	1	2	3	4	5	Pts
1		COPE Karen	2	2	2			9
2		FERNANDEZ Catalina		1				0
6		WILLIS Angela	4	4	3			6
7		QUESADA Mariela	1	1	1			1
9	C	WILLIS Verania	5	5	5			15
10		RAMIREZ Paola	6	6	6			0
12		JIMENEZ Angelica						0
13		JOHNSON Janelle	16		9			0
14		FONSECA Irene		16	4			3
16		PALMER Kimberly	3	3				0
17	L	ALFARO Marianela	L	L	L			0
Head Coach:		VARGAS Eladio (CRC)						
Assistant Coach:		QUIROS Carlos (CRC)						

CUB - Cuba								
No	C/L	Name	1	2	3	4	5	Pts
1	C	RUIZ Yumilka						0
2		SANTOS Yanelys	5	5	5			10
3		CARRILLO Nancy	4	4	4			14
4		GONZALEZ Yenisey	3	18	1			6
6		RAMIREZ Daimi	2	2	2			7
8	L	ORTÍZ Yahima	L	L	L			0
10		HERRERA Yusleynis		12				1
11		MESA Liana						0
12		CALDERON Rosir	3	3	3			9
14		CARCACES Kenia	6	6	6			7
15		SILIE Yusidey				6		1
18		BARROS Zoila	1	1				3
Head Coach:		PERDOMO Antonio (CUB)						
Assistant Coach:		GEORGE Eugenio (CUB)						

TEAM AND PLAYER PERFORMANCES

Won	Total Atts	No	Name
29	77	Total Team	
14	35	9	WILLIS Verania
8	17	1	COPE Karen
6	17	6	WILLIS Angela
1	26	Total Team	
1	4	1	COPE Karen
4	56	Total Team	
2	9	14	FONSECA Irene
1	11	7	QUESADA Mariela
1	8	9	WILLIS Verania
20		Total Team	
54	159	Total Team	
15	47	9	WILLIS Verania

Scoring Skills
Spike
Block
Serve
Opp Error
Total
Best Scorer

Won	Total Atts	No	Name
45	79	Total Team	
12	19	3	CARRILLO Nancy
7	14	14	CARCACES Kenia
7	13	12	CALDERON Rosir
6	40	Total Team	
2	15	2	SANTOS Yanelys
2	5	12	CALDERON Rosir
1	4	4	GONZALEZ Yenisey
7	75	Total Team	
4	13	2	SANTOS Yanelys
2	11	3	CARRILLO Nancy
1	15	18	BARROS Zoila
19		Total Team	
77	194	Total Team	
14	35	3	CARRILLO Nancy

Legend:

Atts	Attempts	C	Team Captain	L	Libero Player	L	Substitute Libero
n	Starting Line-Up where n=starting position on Court (i.e. positions 1 to 6)	Opp	Opponent	Pts	Points scored		
nn	Substitute where nn=jersey number of out going player						

Match Results

Informe del partido / Relatório da partida

P2

Match Duration: 1h10m
Spectators: 1,103

CRC vs PUR
0 vs 3

Team	Sets	1	2	3	Total
CRC	0	14	19	14	47
PUR	3	25	25	25	75
Playing Time		20m	22m	22m	1h04m

First Referee: ZELADA Raúl Javier (PER)

Second Referee: GONZALEZ Daniel (MEX)

CRC - Costa Rica								
No	C/L	Name	1	2	3	4	5	Pts
1		COPE Karen	2	6	4			10
2		FERNANDEZ Catalina			2			1
6		WILLIS Angela	4	5	3			2
7		QUESADA Mariela	1	2	1			1
9	C	WILLIS Verania	5	3	5			7
10		RAMIREZ Paola	6	1	6			7
12		JIMENEZ Angelica						0
13		JOHNSON Janelle			9	9		0
14		FONSECA Irene			16	6		1
16		PALMER Kimberly	3	4				0
17	L	ALFARO Marianela	L	L	L			0
Head Coach:		VARGAS Eladio (CRC)						
Assistant Coach:		QUIROS Carlos (CRC)						

PUR - Puerto Rico								
No	C/L	Name	1	2	3	4	5	Pts
1	L	SEILHAMER Debora	L	L	L			0
3		MOJICA Vilmarie	2	2				1
4		ENCARNACION Tatiana			3	6		7
5		ALVAREZ FIGUEROA Sarai	5	5	5			14
6		CARDONA Michelle			5	2		3
8		CRUZ Eva	4	4	4			6
9	C	CRUZ Aurea	6	6				6
10		VELEZ Vanessa						0
11		OCASIO Karina	3	3				11
13		ACEVEDO Dariam			9	3		5
15		TORREGROSA Shannon				1		2
17		OCASIO Sheila	1	1				4
Head Coach:		NUÑEZ Juan (PUR)						
Assistant Coach:		RODRIGUEZ Juan Carlos (PUR)						

TEAM AND PLAYER PERFORMANCES

Won	Total Atts	No	Name
24	86	Total Team	
7	33	1	COPE Karen
7	12	10	RAMIREZ Paola
6	24	9	WILLIS Verania
4	45	Total Team	
2	8	1	COPE Karen
1	4	9	WILLIS Verania
1	1	14	FONSECA Irene
1	49	Total Team	
1	9	1	COPE Karen
18		Total Team	
47	180	Total Team	
10	50	1	COPE Karen

Scoring Skills
Spike
Block
Serve
Opp Error
Total
Best Scorer

Won	Total Atts	No	Name
49	95	Total Team	
14	25	5	ALVAREZ FIGUEROA Sarai
8	16	11	OCASIO Karina
7	16	4	ENCARNACION Tatiana
5	35	Total Team	
2	4	11	OCASIO Karina
1	10	8	CRUZ Eva
1	5	3	MOJICA Vilmarie
5	73	Total Team	
2	5	9	CRUZ Aurea
1	11	17	OCASIO Sheila
1	7	6	CARDONA Michelle
16		Total Team	
75	203	Total Team	
14	43	5	ALVAREZ FIGUEROA Sarai

Legend:

Atts	Attempts	C	Team Captain	L	Libero Player	L	Substitute Libero
n	Starting Line-Up where n=starting position on Court (i.e. positions 1 to 6)						
nn	Substitute where nn=jersey number of out going player		Opp	Opponent	Pts	Points scored	

Match Results

Informe del partido / Relatório da partida

P2

Match Duration: 1h04m
Spectators: 8,635

USA vs CUB
0 vs 3

Team	Sets	1	2	3	Total
USA	0	16	23	15	54
CUB	3	25	25	25	75
	Playing Time	18m	21m	19m	58m

First Referee: AGUIAR Murilo (BRA)

Second Referee: RAMIREZ Yuri (DOM)

USA - United States of America								
No	C/L	Name	1	2	3	4	5	Pts
2	C	SCOTT-ARRUDA Danielle	6	6	5			4
3		HANEEF-PARK Tayyiba	2	2	1			8
4		FAIR Charnette						0
5	L	MICHAELIS Kristen	L	L	L			0
6		AKINRADEWO Foluke	3	3	2			10
7		TOMES Laura						0
10		BARBOZA Cynthia	5	5	4			7
12		NOBLE Kimberly						0
13		HAMPTON Maurelle	15	15	15			0
15		THOMPSON Courtney	1	1	6			1
16		HUNTER Lindsey	18	18	18			0
18		BUSSE Cassie	4	4	3			5
Head Coach: WOODSTRA Susan (USA)								
Assistant Coach: KAWAKITA Gen (USA)								

CUB - Cuba								
No	C/L	Name	1	2	3	4	5	Pts
1	C	RUIZ Yumilka	6	6	6			12
2		SANTOS Yanelys	5	5	5			12
3		CARRILLO Nancy	4	4	4			9
4		GONZALEZ Yenisey						0
6		RAMIREZ Daimi	2	2	2			7
8	L	ORTÍZ Yahima	L	L	L			0
10		HERRERA Yusleynis						0
11		MESA Liana						0
12		CALDERON Rosir	3	3	3			12
14		CARCACES Kenia						0
15		SILIE Yusidey						0
18		BARROS Zoila	1	1	1			11
Head Coach: PERDOMO Antonio (CUB)								
Assistant Coach: GEORGE Eugenio (CUB)								

TEAM AND PLAYER PERFORMANCES

Won	Total Atts	No	Name
29	73	Total Team	
9	10	6	AKINRADEWO Foluke
7	20	3	HANEEF-PARK Tayyiba
7	19	10	BARBOZA Cynthia
3	34	Total Team	
2	9	18	BUSSE Cassie
1	8	2	SCOTT-ARRUDA Danielle
3	56	Total Team	
1	12	15	THOMPSON Courtney
1	12	3	HANEEF-PARK Tayyiba
1	11	6	AKINRADEWO Foluke
19		Total Team	
54	163	Total Team	
10	26	6	AKINRADEWO Foluke

Scoring Skills
Spike
Block
Serve
Opp Error
Total
Best Scorer

Won	Total Atts	No	Name
49	81	Total Team	
10	16	12	CALDERON Rosir
9	16	1	RUIZ Yumilka
9	13	18	BARROS Zoila
12	28	Total Team	
4	4	2	SANTOS Yanelys
3	7	1	RUIZ Yumilka
2	6	3	CARRILLO Nancy
2	73	Total Team	
1	24	12	CALDERON Rosir
1	13	18	BARROS Zoila
12		Total Team	
75	182	Total Team	
12	43	12	CALDERON Rosir

Legend:

Atts	Attempts	C	Team Captain	L	Libero Player	L	Substitute Libero
n	Starting Line-Up where n=starting position on Court (i.e. positions 1 to 6)						
nn	Substitute where nn=jersey number of out going player		Opp	Opponent	Pts	Points scored	

Players Ranking by Skills

Clasificación de los jugadores por habilidad / Classificação dos Jogadores por Habilidade

As of 19 JUL 2007 at 23:26

P5

BEST SCORERS

Rk	No	Name	NOC	Spike	Block	Serve	Total
1	18	BETHANIA de la CRUZ	DOM	83	7	8	98
2	2	RUIZ Migdalel	MEX	57	7	8	72
3	13	CASTRO Sheilla	BRA	56	7	4	67
4	3	HANEEF-PARK Tayyiba	USA	51	5	9	65
5	4	PEQUENO Paula	BRA	53	10	-	63
5	9	WILLIS Verania	CRC	56	4	3	63
5	3	CARRILLO Nancy	CUB	43	15	5	63
8	11	OCASIO Karina	PUR	45	8	8	61
9	1	RUIZ Yumilka	CUB	49	8	3	60
10	2	SANTOS Yanelys	CUB	36	16	7	59
10	11	BAYLON Luren	PER	50	5	4	59
12	12	CALDERON Rosir	CUB	46	10	2	58
13	13	RONDON Cindy	DOM	32	19	6	57
13	5	ALVAREZ FIGUEROA Sarai	PUR	54	3	-	57
15	6	AKINRADEWO Foluke	USA	45	5	5	55
16	18	BARROS Zoila	CUB	35	15	4	54
16	2	SCOTT-ARRUDA Danielle	USA	40	12	2	54
18	9	CLAUDINO Fabiana	BRA	32	16	5	53
18	1	COPE Karen	CRC	45	5	3	53
20	10	REVUELTA Martha	MEX	47	3	2	52
21	10	BARBOZA Cynthia	USA	43	4	2	49
22	6	RAMIREZ Daimi	CUB	44	2	2	48
23	10	CHIHUAN Leyla	PER	37	6	3	46
24	4	SOTO Patty	PER	34	7	2	43
25	1	VARGAS Annerys	DOM	26	14	2	42
26	15	RODRIGUEZ Cosiri	DOM	30	7	4	41
27	1	OLIVEIRA Walewska	BRA	29	9	-	38
27	4	NUÑEZ Sidarka	DOM	31	6	1	38
29	10	GONZAGA Welissa	BRA	34	1	2	37
29	8	CRUZ Eva	PUR	25	9	3	37
29	9	CRUZ Aurea	PUR	27	4	6	37
32	9	TRISTAN Carla	PER	25	8	1	34
33	4	HERRERA Xitlali	MEX	28	1	3	32
34	12	RODRIGUEZ Claudia	MEX	20	6	1	27
34	17	OCASIO Sheila	PUR	23	1	3	27
34	18	BUSSE Cassie	USA	19	6	2	27
37	7	ZAMUDIO Yulissa	PER	18	4	2	24
38	10	RAMIREZ Paola	CRC	13	6	3	22
39	10	CABRAL Milagros	DOM	19	2	-	21
40	6	UCEDA Jessenia	PER	14	5	-	19
41	6	WILLIS Angela	CRC	14	4	-	18
42	3	STEINBRECHER Marianne	BRA	13	2	-	15
42	13	ACEVEDO Dariam	PUR	15	-	-	15
44	6	MENEZES Thaisa	BRA	6	3	2	11
44	15	BIDIAS Regiane	BRA	10	1	-	11
44	2	ANGELES Rosalin	DOM	6	2	3	11
44	4	ENCARNACION Tatiana	PUR	10	1	-	11
48	11	COIMBRA Erika	BRA	8	2	-	10
48	3	MOJICA Vilmarie	PUR	6	3	1	10
Tournament Totals				1648	331	159	2138


Players Ranking by Skills

Clasificación de los jugadores por habilidad / Classificação dos Jogadores por Habilidade


As of 19 JUL 2007 at 23:26

P5


BEST SPIKERS

Scoring Spikers		Rk	No	Name	NOC	Spikes	Faults	Shots	Total Attempts	Eff %
		1	6	RAMIREZ Daimi	CUB	44	5	37	86	45.35
		2	1	RUIZ Yumilka	CUB	49	10	43	102	38.24
		3	18	BETHANIA de la CRUZ	DOM	83	25	49	157	36.94
		4	2	SCOTT-ARRUDA Danielle	USA	40	13	26	79	34.18
		5	3	CARRILLO Nancy	CUB	43	13	33	89	33.71
		6	12	CALDERON Rosir	CUB	46	18	34	98	28.57
		7	4	PEQUENO Paula	BRA	53	19	48	120	28.33
		8	3	HANEEF-PARK Tayyiba	USA	51	13	74	138	27.54
		9	13	CASTRO Sheilla	BRA	56	24	48	128	25.00
		10	4	SOTO Patty	PER	34	10	63	107	22.43
Limit										
15.00 %	Team Totals					1648	690	1875	4213	22.74

BEST BLOCKERS

Scoring Blockers		Rk	No	Name	NOC	Kill Blocks	Faults	Rebounds	Total Attempts	Avg by Set
		1	13	RONDON Cindy	DOM	19	21	22	62	1.12
		2	9	CLAUDINO Fabiana	BRA	16	14	37	67	0.94
		3	2	SANTOS Yanelys	CUB	16	16	14	46	0.89
		4	3	CARRILLO Nancy	CUB	15	25	22	62	0.83
		4	18	BARROS Zoila	CUB	15	17	17	49	0.83
		6	1	VARGAS Annerys	DOM	14	27	28	69	0.82
		7	2	SCOTT-ARRUDA Danielle	USA	12	21	34	67	0.75
		8	4	PEQUENO Paula	BRA	10	19	14	43	0.59
		9	12	CALDERON Rosir	CUB	10	6	11	27	0.56
Team Totals						331	729	839	1899	2.43

BEST SERVERS

Scoring Servers		Rk	No	Name	NOC	Aces	Faults	Serve Hits	Total Attempts	Avg by Set
		1	3	HANEEF-PARK Tayyiba	USA	9	7	53	69	0.56
		2	2	RUIZ Migdalel	MEX	8	9	57	74	0.47
		2	18	BETHANIA de la CRUZ	DOM	8	12	42	62	0.47
		2	11	OCASIO Karina	PUR	8	7	39	54	0.47
		5	2	SANTOS Yanelys	CUB	7	18	44	69	0.39
		6	13	RONDON Cindy	DOM	6	5	45	56	0.35
		6	9	CRUZ Aurea	PUR	6	9	32	47	0.35
		8	6	AKINRADEWO Foluke	USA	5	6	50	61	0.31
		9	9	CLAUDINO Fabiana	BRA	5	5	67	77	0.29
		10	3	CARRILLO Nancy	CUB	5	15	48	68	0.28
Team Totals						159	275	2480	2914	1.17


Players Ranking by Skills

Clasificación de los jugadores por habilidad / Classificação dos Jogadores por Habilidade


As of 19 JUL 2007 at 23:26

P5


BEST DIGGERS

Non-scoring Diggers		Rk	No	Name	NOC	Digs	Faults	Receptions	Total Attempts	Avg by Set
	1	1	SEILHAMER Debora	PUR	72	23	10	105	4.24	
	2	5	PALACIOS Vanessa	PER	65	33	5	103	3.82	
	3	14	OLIVEIRA Fabiana	BRA	62	27	3	92	3.65	
	3	6	CASO Carmen	DOM	62	20	4	86	3.65	
	5	5	MICHAELIS Kristen	USA	49	30	7	86	3.06	
	6	4	SOTO Patty	PER	45	20	4	69	2.65	
	7	3	HANEEF-PARK Tayyiba	USA	42	27	5	74	2.63	
	8	10	BARBOZA Cynthia	USA	40	24	2	66	2.50	
Team Totals						1800	960	181	2941	13.24

BEST SETTERS

Non-scoring Setters		Rk	No	Name	NOC	Running Sets	Faults	Still Sets	Total Attempts	Avg by Set
	1	7	SOUZA Helia	BRA	135	1	197	333	7.94	
	2	2	ANGELES Rosalin	DOM	110	12	295	417	6.47	
	3	15	THOMPSON Courtney	USA	81	4	219	304	5.06	
	4	3	MOJICA Vilmarie	PUR	80	7	251	338	4.71	
	5	3	CONTRERAS Veronica	PER	67	6	349	422	3.94	
	6	2	SANTOS Yanelys	CUB	69	7	151	227	3.83	
	7	6	RAMIREZ Daimi	CUB	61	6	157	224	3.39	
	8	7	QUESADA Mariela	CRC	45	12	284	341	2.65	
	9	13	LOPEZ Mariana	MEX	30	2	211	243	1.76	
	10	2	ALBUQUERQUE Carolina	BRA	27	-	47	74	1.59	
Team Totals						784	94	3122	4000	5.76

BEST RECEIVERS

Non-scoring Receivers		Rk	No	Name	NOC	Excellents	Faults	Serve Receptions	Total Attempts	Succ %
	1	9	CRUZ Aurea	PUR	54	1	33	88	61.36	
	2	3	CARRILLO Nancy	CUB	57	2	38	97	58.76	
	3	5	PALACIOS Vanessa	PER	70	5	46	121	57.85	
	4	6	CASO Carmen	DOM	83	4	61	148	56.08	
	5	14	OLIVEIRA Fabiana	BRA	57	7	38	102	55.88	
	6	10	GONZAGA Welissa	BRA	62	5	51	118	52.54	
	7	5	MICHAELIS Kristen	USA	42	5	33	80	52.50	
	8	1	SEILHAMER Debora	PUR	58	8	47	113	51.33	
	9	11	OCASIO Karina	PUR	44	5	45	94	46.81	
	10	10	REVUELTA Martha	MEX	40	7	42	89	44.94	
Team Totals						1251	163	1220	2634	47.49


Players Ranking by Skills

Clasificación de los jugadores por habilidad / Classificação dos Jogadores por Habilidade

As of 19 JUL 2007 at 23:26

P5

BEST LIBEROS

Non-scoring Liberos	Rk	No	Name	NOC	Excellents	Faults	In Play	Total Attempts	Succ %
	1	6	CASO Carmen	DOM	145	24	65	234	61.97
	2	14	OLIVEIRA Fabiana	BRA	119	34	41	194	61.34
	3	5	PALACIOS Vanessa	PER	135	38	51	224	60.27
	4	1	SEILHAMER Debora	PUR	130	31	57	218	59.63
	5	5	MICHAELIS Kristen	USA	91	35	40	166	54.82
	6	7	ACOSTA Alejandra	MEX	76	20	49	145	52.41
	7	17	ALFARO Marianela	CRC	90	33	75	198	45.45
	8	8	ORTÍZ Yahima	CUB	31	12	30	73	42.47

Note:

Only players whose teams advanced to the quarterfinals are ranked.
Best scorers - 50 players are listed, except where ties would extend the list beyond 50 in which case the tied players are not listed.
Skills - 10 players are listed per skill, except where ties would extend the list beyond 10 in which case the tied players are not listed.

Legend:


Avg	Average	Eff%	Efficiency	Rk	Rank	Succ %	Success %
------------	---------	-------------	------------	-----------	------	---------------	-----------


Teams Ranking by Skills


Clasificación de los equipos por habilidades / Classificação das Equipes por Habilidades

As of 19 JUL 2007 at 23:26

P6

Scoring Spikers	Rk	Team	Spikes	Faults	Shots	Total Attempts	Eff %
	1	CUB - CUBA	267	66	197	530	37.92
	2	BRA - BRAZIL	245	86	208	539	29.50
	3	DOM - DOMINICAN REPUBLIC	234	90	208	532	27.07
	4	USA - UNITED STATES of AMERICA	201	77	232	510	24.31
	5	PUR - PUERTO RICO	213	105	234	552	19.57
	6	PER - PERU	182	81	293	556	18.17
	7	CRC - COSTA RICA	136	78	244	458	12.66
	8	MEX - MEXICO	170	107	259	536	11.75
Tournament Totals			1648	690	1875	4213	22.74

Scoring Blockers	Rk	Team	Kill Blocks	Faults	Rebounds	Total Attempts	Avg by Set
	1	CUB - CUBA	68	97	88	253	3.78
	2	DOM - DOMINICAN REPUBLIC	57	93	99	249	3.35
	3	BRA - BRAZIL	55	97	117	269	3.24
	4	USA - UNITED STATES of AMERICA	36	76	131	243	2.25
	5	PER - PERU	37	94	95	226	2.18
	6	PUR - PUERTO RICO	30	85	107	222	1.76
	7	MEX - MEXICO	24	93	105	222	1.41
	7	CRC - COSTA RICA	24	94	97	215	1.41
Tournament Totals			331	729	839	1899	2.43


Scoring Servers	Rk	Team	Aces	Faults	Serve Hits	Total Attempts	Avg by Set
	1	USA - UNITED STATES of AMERICA	24	29	300	353	1.50
	2	PUR - PUERTO RICO	25	40	307	372	1.47
	3	DOM - DOMINICAN REPUBLIC	24	46	307	377	1.41
	4	CUB - CUBA	23	66	352	441	1.28
	5	MEX - MEXICO	19	23	284	326	1.12
	6	PER - PERU	16	12	329	357	0.94
	7	BRA - BRAZIL	14	28	373	415	0.82
	7	CRC - COSTA RICA	14	31	228	273	0.82
Tournament Totals			159	275	2480	2914	1.17


Teams Ranking by Skills


Clasificación de los equipos por habilidades / Classificação das Equipes por Habilidades

As of 19 JUL 2007 at 23:26

P6

Non-scoring Diggers	Rk	Team	Digs	Faults	Receptions	Total Attempts	Avg by Set
	1	PUR - PUERTO RICO	256	112	25	393	15.06
	2	BRA - BRAZIL	251	94	16	361	14.76
	3	PER - PERU	248	159	17	424	14.59
	4	USA - UNITED STATES of AMERICA	229	127	24	380	14.31
	5	DOM - DOMINICAN REPUBLIC	226	81	15	322	13.29
	6	MEX - MEXICO	224	135	36	395	13.18
	7	CUB - CUBA	201	102	14	317	11.17
	8	CRC - COSTA RICA	165	150	34	349	9.71
Tournament Totals			1800	960	181	2941	13.24

Non-scoring Setters	Rk	Team	Running Sets	Faults	Still Sets	Total Attempts	Avg by Set
	1	BRA - BRAZIL	162	2	346	510	9.53
	2	CUB - CUBA	131	18	346	495	7.28
	3	DOM - DOMINICAN REPUBLIC	116	15	378	509	6.82
	4	USA - UNITED STATES of AMERICA	102	9	373	484	6.38
	5	PUR - PUERTO RICO	103	16	407	526	6.06
	6	PER - PERU	69	9	449	527	4.06
	7	MEX - MEXICO	53	9	444	506	3.12
	8	CRC - COSTA RICA	48	16	379	443	2.82
Tournament Totals			784	94	3122	4000	5.76

Non-scoring Receivers	Rk	Name	Excellents	Faults	Serve Receptions	Total Attempts	Succ %
	1	DOM - DOMINICAN REPUBLIC	176	13	133	322	54.66
	2	BRA - BRAZIL	160	19	118	297	53.87
	3	PUR - PUERTO RICO	176	15	140	331	53.17
	4	CUB - CUBA	175	23	150	348	50.29
	5	MEX - MEXICO	160	20	166	346	46.24
	6	PER - PERU	152	21	162	335	45.37
	7	USA - UNITED STATES of AMERICA	131	18	151	300	43.67
	8	CRC - COSTA RICA	121	34	200	355	34.08
Tournament Totals			1251	163	1220	2634	47.49

Note:

Only teams advancing to the quarterfinals are ranked.

Legend:

Avg Average Eff% Efficiency Rk Rank Succ % Success %



Medallists

Medallistas / Medalhistas

SAT 28 JUL 2007

GOLD	SILVER	BRONZE
------	--------	--------

BRA - Brazil

- 1 REZENDE Bruno Mossa
- 2 ELGARTEN Marcelo
- 4 HELLER Andre
- 6 FUCHS Samuel
- 7 C GODOY FILHO Gilberto
- 8 ENDRES Murilo
- 9 NASCIMENTO Andre
- 10 L SANTOS Sérgio
- 11 RODRIGUES Anderson
- 13 ENDRES Gustavo
- 14 SANTANA Rodrigo
- 18 AMARAL Dante

USA - United States of America

- 1 LEE David
- 2 ROONEY Sean
- 3 C POLSTER Jim
- 4 TALIAFERRO Brandon
- 5 L LAMBOURNE Richard
- 9 HEIN Andrew
- 11 BILLINGS Brook
- 12 OLREE Pieter
- 14 HANSEN Kevin
- 16 McKIENZIE David
- 17 THOMAS Delano
- 18 NIELSEN Nils

CUB - Cuba

- 3 SANCHEZ Jorge Luis
- 6 L GUTIERREZ Keibel
- 8 C PIMIENTA Pavel
- 9 SANCHEZ Michael
- 10 JURQUIN Rolando
- 12 IZNAGA Pedro
- 13 SIMON Roberlandy
- 14 HIERREZUELO Raydel
- 15 CAMEJO Oriol
- 16 CORRALES Raydel
- 17 DOMINICO Osdelvis
- 18 DIAZ Yoandry

Legend:

C Team Captain **L** Libero Player



Volleyball
Voleibol / Voleibol

Men
Hombres / Masculino

Final Standings

Posiciones finales / Posições Finais

As of 29 JUL 2007 at 0:06

P4

Medal	Rank	Team
Gold	1	BRA - Brazil
Silver	2	USA - United States of America
Bronze	3	CUB - Cuba
	4	VEN - Venezuela
	5	PUR - Puerto Rico
	6	ARG - Argentina
	7	CAN - Canada
	8	MEX - Mexico

Player Awards

MVP	GODOY FILHO Gilberto (BRA)
Best Scorer	SOTO Hector (PUR)
Best Blocker	SIMON Roberlandy (CUB)
Best Server	THOMAS Delano (USA)
Best Digger	BERRIOS Gregory (PUR)
Best Setter	ELGARTEN Marcelo (BRA)
Best Receiver	SANTOS Sérgio (BRA)
Best Libero	SANTOS Sérgio (BRA)

Legend:
MVP Most Valuable Player

Team Roster

Formación del Equipo / Escalação das Equipes

As of 21 JUL 2007 at 21:31

ARG - Argentina

No	C/L	Name	Height m/ft in	Weight kg/lbs	Highest Reach		Date of Birth Club	National Selections			
					Spike cm	Block cm		WCH	OG	Oth	Tot
1	C	MILINKOVIC Marcos	2,05/6'9"	99/218	355	338	22 DEC 1971 CIMED (BRA)	33	20	272	325
2		SCHOLTIS Gustavo	2,06/6'9"	85/187	349	332	16 DEC 1982 IRAKLIS (GRE)	9	0	37	46
3		STEPANENKO Diego	2,04/6'8"	90/198	349	337	25 FEB 1985 CASINO IGUAZU	0	0	0	0
4		De CECCO Luciano	1,89/6'2"	80/176	335	325	2 JUN 1988 DIREC TV BOLIVAR	9	0	30	39
7		BERNASCONI Ignacio	1,95/6'5"	75/165	335	323	19 SEP 1985 ROSARIO SONDER	0	0	35	35
8		CONCINA Leandro	1,95/6'5"	94/207	345	325	4 NOV 1984 BOCA JUNIORS	9	0	25	34
9		CHAVEZ Lucas	1,99/6'6"	88/194	348	328	3 APR 1982 FENERBAHCE (TUR)	0	0	28	28
10		ASCHEMACHER Rodrigo	2,01/6'7"	86/190	347	335	6 MAR 1989 GEBÄ	0	0	0	0
11		GIACHETTA Franco	1,99/6'6"	93/205	347	338	28 MAR 1987 BELGRANO CORDOBA	0	0	0	0
12	L	MEANA Martin	1,88/6'2"	83/183	347	320	26 APR 1982 OBRAS SAN JUAN	0	0	10	10
14		OCAMPO Lucas	1,96/6'5"	99/218	350	330	20 MAR 1986 BELGRANO CORDOBA	0	0	4	4
18		GIANI Gaston	1,94/6'4"	86/190	345	330	26 APR 1979 SAINT JOSEPH (TUR)	18	6	60	84
Team Minimum			1,88/6'2"	75/165	335	320					0
Team Average			1,97/6'6"	88/194	346	330					50
Team Maximum			2,06/6'9"	99/218	355	338					325

Uniform colours	Shirt	Shorts
Main	White	White
2nd	Blue	Blue

Technical Staff:

Team Manager	CELIA Osvaldo
Head Coach	URIARTE Jon
Assistant Coach	ORDUNA Guillermo
Doctor	
Therapist/Trainer	OLIVETO Mirta

Note:

The final team roster will be available after the general technical meeting.

Legend:

C	Team Captain	L	Libero Player	OG	Olympic Games
Oth	Other International Competitions	Tot	Total	WCH	World Championships

Team Roster

Formación del Equipo / Escalação das Equipes

As of 21 JUL 2007 at 21:47

BRA - Brazil

No	C/L	Name	Height m/ft in	Weight kg/lbs	Highest Reach		Date of Birth Club	National Selections			
					Spike cm	Block cm		WCH	OG	Oth	Tot
1		REZENDE Bruno Mossa	1,90/6'3"	76/168	323	302	2 JUL 1986 CIMED	7	0	20	27
2		ELGARTEN Marcelo	1,83/6'0"	78/172	321	308	9 NOV 1974 PANATHINAKOS (GRE)	7	7	86	100
4		HELLER Andre	1,99/6'6"	93/205	339	321	17 DEC 1975 TRENTINO (ITA)	5	12	136	153
6		FUCHS Samuel	2,00/6'7"	89/196	342	316	4 MAR 1984 TELEMIG CELULAR	14	0	42	56
7		GODOY FILHO Gilberto	1,92/6'4"	85/187	325	312	23 DEC 1976 S.S PIEMONTE (ITA)	33	15	260	308
8		ENDRES Murilo	1,90/6'3"	76/168	343	319	3 MAY 1981 MODENA (ITA)	7	0	24	31
9		NASCIMENTO Andre	1,95/6'5"	95/209	340	320	4 MAR 1979 TRENTINO (ITA)	21	8	141	170
10	L	SANTOS Sérgio	1,84/6'0"	78/172	325	310	15 OCT 1975 COPRA PIACENZA (ITA)	9	8	125	142
11		RODRIGUES Anderson	1,90/6'3"	95/209	330	321	21 MAY 1974 TARANTO VOLLEY (ITA)	9	8	104	121
13		ENDRES Gustavo	2,03/6'8"	98/216	337	325	23 AUG 1975 VOLEY TREVISO (ITA)	27	16	268	311
14		SANTANA Rodrigo	2,05/6'9"	85/187	350	328	17 APR 1979 AS. MACERATA (ITA)	20	4	125	149
18		AMARAL Dante	2,01/6'7"	86/190	345	327	30 SEP 1980 PANATHINAKOS (GRE)	12	16	116	144
Team Minimum			1,83/6'0"	76/168	321	302					27
Team Average			1,94/6'4"	86/190	335	317					142
Team Maximum			2,05/6'9"	98/216	350	328					311

Uniform colours	Shirt	Shorts
Main	Yellow	Blue
2nd	Green	Green
3rd	White	White

Technical Staff:

Team Manager	COSTA Paulo
Head Coach	REZENDE Bernardo
Assistant Coach	TABACH Ricardo
Doctor	AMARAL Ney
Therapist/Trainer	TENIUS Guilherme

Note:

The final team roster will be available after the general technical meeting.

Legend:

C	Team Captain	L	Libero Player	OG	Olympic Games
Oth	Other International Competitions	Tot	Total	WCH	World Championships

Team Roster

Formación del Equipo / Escalação das Equipes

CORRECTED

As of 23 JUL 2007 at 21:36

CAN - Canada

No	C/L	Name	Height m/ft in	Weight kg/lbs	Highest Reach		Date of Birth Club	National Selections			
					Spike cm	Block cm		WCH	OG	Oth	Tot
2		BERNIER Christian	1,92/6'4"	91/201	341	318	20 NOV 1981 VCA HYPO N. (AUT)	11	0	37	48
3		LEWIS Dan	1,93/6'4"	92/203	349	325	3 APR 1976 S. BELCHATOW (POL)	14	0	62	76
5		MUNDAY Michael	1,96/6'5"	90/198	345	325	14 OCT 1980 AL WAL SPORT (UAE)	11	0	57	68
6		WILCOX Jeremy	1,88/6'2"	82/181	353	314	22 FEB 1979 HABO VOLLEY	0	0	20	20
7		SOONIAS Dallas	2,00/6'7"	91/201	356	323	25 APR 1984 SPORTOWY J. (POL)	11	0	48	59
9		DUERDEN Paul	1,96/6'5"	98/216	358	320	22 OCT 1974 ARKAS SPORT C. (TUR)	29	0	272	301
10		YOUNGBERG Brett	2,04/6'8"	97/214	357	333	15 SEP 1979 STADE POITVIN (FRA)	11	0	77	88
12	L	WOLFENDEN Chris	1,94/6'4"	89/196	341	321	22 JUN 1977 TEAM CANADA	3	0	112	115
14	C	GRAPENTINE Murray	2,02/6'8"	98/216	359	334	24 AUG 1977 CANNES VC (FRA)	25	0	168	193
15		WINTERS Frederic	1,98/6'6"	95/209	359	327	25 SEP 1982 LIG INSURANCE (KOR)	11	0	88	99
16		CARROLL Leo	2,04/6'8"	106/234	354	326	6 JUL 1983 VCA HYPO N. (AUT)	0	0	30	30
18		CUNDY Nicholas	1,94/6'4"	83/183	350	325	14 SEP 1983 TEAM CANADA	0	0	25	25
Team Minimum			1,88/6'2"	82/181	341	314					20
Team Average			1,96/6'5"	92/204	351	324					93
Team Maximum			2,04/6'8"	106/234	359	334					301

Uniform colours	Shirt	Shorts
Main	Red	Black/Red
2nd	White	Black/Red
3rd	Black	Black

Technical Staff:

Team Manager	McKAY Larry
Head Coach	HOAG Glenn
Assistant Coach	GREEN Chris
Doctor	
Therapist/Trainer	BLATZ Dave

Note:
The final team roster will be available after the general technical meeting.

Legend:					
C	Team Captain	L	Libero Player	OG	Olympic Games
Oth	Other International Competitions	Tot	Total	WCH	World Championships

Team Roster

Formación del Equipo / Escalação das Equipes

CORRECTED

As of 23 JUL 2007 at 10:24

CUB - Cuba

No	C/L	Name	Height m/ft in	Weight kg/lbs	Highest Reach		Date of Birth Club	National Selections			
					Spike cm	Block cm		WCH	OG	Oth	Tot
3		SANCHEZ Jorge Luis	1,97/6'6"	81/179	345	313	23 MAR 1985 CIUDAD HABANA	0	0	10	10
6	L	GUTIERREZ Keibel	1,78/5'10"	80/176	305	295	6 MAY 1987 VILLA CLARA	0	0	10	10
8	C	PIMIENTA Pavel	2,04/6'8"	96/212	365	340	2 AUG 1975 CAMAGUEY	30	12	125	167
9		SANCHEZ Michael	2,06/6'9"	91/201	358	328	5 JUN 1986 CIUDAD HABANA	0	0	5	5
10		JURQUIN Rolando	2,00/6'7"	86/190	341	328	7 JUN 1987 SANTIAGO DE CUBA	0	0	5	5
12		IZNAGA Pedro	1,95/6'5"	87/192	340	333	11 AUG 1986 CAMAGUEY	0	0	5	5
13		SIMON Roberlandy	2,06/6'9"	91/201	358	326	11 JUN 1987 CIUDAD HABANA	0	0	6	6
14		HIERREZUELO Raydel	1,96/6'5"	87/192	340	335	14 JUL 1987 CIUDAD HABANA	0	0	10	10
15		CAMEJO Oriol	2,07/6'9"	94/207	354	326	22 JUL 1986 CIUDAD HABANA	0	0	5	5
16		CORRALES Raydel	2,01/6'7"	94/207	355	325	15 FEB 1982 CIENFUEGOS	0	0	39	39
17		DOMINICO Osdelvis	2,05/6'9"	87/192	360	356	6 MAY 1977 CIUDAD HABANA	4	0	51	55
18		DIAZ Yoandry	1,96/6'5"	89/196	358	328	4 JAN 1985 CIUDAD HABANA	0	0	6	6
Team Minimum			1,78/5'10"	80/176	305	295					5
Team Average			1,99/6'6"	88/195	348	327					26
Team Maximum			2,07/6'9"	96/212	365	356					167

Uniform colours	Shirt	Shorts
Main	Blue	Blue
2nd	Red	Red
3rd	White	White

Technical Staff:

Team Manager	DIAGO Raul
Head Coach	SAMUEL Orlando
Assistant Coach	VALDEZ Idalberto
Doctor	MIÑOSO Julio
Therapist/Trainer	LAURENCE Ramon

Note:

The final team roster will be available after the general technical meeting.

Legend:

C	Team Captain	L	Libero Player	OG	Olympic Games
Oth	Other International Competitions	Tot	Total	WCH	World Championships

Team Roster

Formación del Equipo / Escalação das Equipes

As of 22 JUL 2007 at 11:11

MEX - Mexico

No	C/L	Name	Height m/ft in	Weight kg/lbs	Highest Reach		Date of Birth Club	National Selections			
					Spike cm	Block cm		WCH	OG	Oth	Tot
1	L	BECERRA Mario Alberto	1,92/6'4"	86/190	330	320	18 MAY 1978 NUEVO LEON	0	0	0	0
3		ALVA David	1,94/6'4"	90/198	335	325	8 AUG 1988 NUEVO LEON	0	0	0	0
4		MEYER Gustavo	1,93/6'4"	84/185	340	330	3 OCT 1979 UNAM	0	0	0	0
5		RANGEL Pedro	1,94/6'4"	78/172	338	325	1 APR 1988 NUEVO LEON	0	0	0	0
6		BRICIO Irving	1,90/6'3"	83/183	330	324	3 SEP 1980 JALISCO	0	0	0	0
7		CONTRERAS Ivan	1,99/6'6"	87/192	345	333	24 JAN 1974 TAMAULIPAS	0	0	0	0
8		RAMIREZ Ignacio	1,85/6'1"	83/183	328	320	13 SEP 1976 NAYARIT	0	0	0	0
11	C	GARCIA Juan	2,05/6'9"	102/225	337	325	13 OCT 1976 NUEVO LEON	0	0	0	0
12		MARTELL Jose Luis	1,95/6'5"	85/187	350	338	21 OCT 1976 IMSS V. DE MEXICO	0	0	0	0
14		AGUILERA Tomas	2,02/6'8"	85/187	336	328	15 OCT 1988 CHIHUAHUA	0	0	0	0
17		VALDEZ Raymundo	1,91/6'3"	75/165	334	322	10 OCT 1987 NUEVO LEON	0	0	0	0
18		LEAL Fabian	1,86/6'1"	78/172	331	325	30 AUG 1982 NUEVO LEON	0	0	0	0
		Team Minimum	1,85/6'1"	75/165	328	320					0
		Team Average	1,93/6'4"	84/187	336	326					0
		Team Maximum	2,05/6'9"	102/225	350	338					0

Uniform colours	Shirt	Shorts
Main	Red	Red
2nd	White	Green
3rd	Green	Green

Technical Staff:

Team Manager	ACOSTA Ismael
Head Coach	AZAIR Jorge Miguel
Assistant Coach	NOVOA Carlos
Doctor	
Therapist/Trainer	

Note:

The final team roster will be available after the general technical meeting.

Legend:

C	Team Captain	L	Libero Player	OG	Olympic Games
Oth	Other International Competitions	Tot	Total	WCH	World Championships

Team Roster

Formación del Equipo / Escalação das Equipes

CORRECTED

As of 23 JUL 2007 at 10:31

PUR - Puerto Rico

No	C/L	Name	Height m/ft in	Weight kg/lbs	Highest Reach		Date of Birth Club	National Selections			
					Spike cm	Block cm		WCH	OG	Oth	Tot
1		RIVERA Jose	1,94/6'4"	85/187	325	320	2 JUL 1977 CAROLINA	11	0	11	22
2	L	BERRIOS Gregory	1,82/6'0"	83/183	305	299	24 JAN 1979 LARES	11	0	24	35
4		RIVERA Victor	1,92/6'4"	88/194	345	338	30 AUG 1976 MIRANDA	14	0	34	48
6		PEREZ Angel	1,90/6'3"	86/190	315	310	20 MAY 1982	0	0	11	11
8		PEREZ Ivan	1,88/6'2"	83/183	326	319	13 FEB 1985 EQ. NACIONAL	7	0	12	19
9		RODRIGUEZ Luis	2,02/6'8"	89/196	329	322	13 JUL 1969 NARANJITO	11	0	36	47
10		BIRD Victor	1,95/6'5"	90/198	327	321	16 MAR 1982 NARANJITO	11	0	17	28
11		MUNIZ Roberto	1,94/6'4"	92/203	333	326	11 JUN 1980 PONCE	11	0	37	48
12	C	SOTO Hector	1,94/6'4"	89/196	332	324	20 JUN 1978 SAN JUAN	14	0	36	50
13		MATIAS Alexis	1,96/6'5"	90/198	330	324	21 JUL 1974 MAYAGUEZ	11	0	63	74
14		MORALES Fernando	1,95/6'5"	89/196	332	324	4 FEB 1982 LARES	0	0	26	26
16		ESCALANTE Enrique	2,00/6'7"	89/196	325	319	6 AUG 1984 COROZAL	11	0	10	21
Team Minimum			1,82/6'0"	83/183	305	299					11
Team Average			1,93/6'4"	87/193	327	320					35
Team Maximum			2,02/6'8"	92/203	345	338					74

Uniform colours	Shirt	Shorts
Main	Blue	Blue
2nd	Red	Red
3rd	White	White

Technical Staff:

Team Manager	MARRERO Noel
Head Coach	RUIZ Luis
Assistant Coach	PEREZ Jorge
Doctor	
Therapist/Trainer	ARIAS Julio

Note:
The final team roster will be available after the general technical meeting.

Legend:					
C	Team Captain	L	Libero Player	OG	Olympic Games
Oth	Other International Competitions	Tot	Total	WCH	World Championships

Team Roster

Formación del Equipo / Escalação das Equipes

CORRECTED

As of 23 JUL 2007 at 18:57

USA - United States of America

No	C/L	Name	Height m/ft in	Weight kg/lbs	Highest Reach		Date of Birth Club	National Selections			
					Spike cm	Block cm		WCH	OG	Oth	Tot
1		LEE David	2,03/6'8"	105/231	350	325	8 MAR 1982 HALK BANKASI S. (TUR)	0	0	48	48
2		ROONEY Sean	2,06/6'9"	100/220	354	336	13 NOV 1982 HYUNDAI CAPITAL (KOR)	0	0	14	14
3	C	POLSTER Jim	1,98/6'6"	100/220	352	333	8 FEB 1979 IRAKLIS (GRE)	17	0	122	139
4		TALIAFERRO Brandon	1,96/6'5"	100/220	342	325	28 SEP 1977 USA NATIONAL TEAM	11	0	24	35
5	L	LAMBOURNE Richard	1,90/6'3"	90/198	324	312	6 MAY 1975 SPORTS JOINT S. (POL)	11	0	105	116
9		HEIN Andrew	2,11/6'11"	100/220	356	335	1 JUL 1984 USA NATIONAL TEAM	0	0	0	0
11		BILLINGS Brook	1,96/6'5"	95/209	351	331	30 APR 1980 CZESTOCHOWA (POL)	6	8	83	97
12		OLREE Pieter	1,98/6'6"	102/225	350	332	26 APR 1979 GALATASARAY SC (TUR)	0	0	49	49
14		HANSEN Kevin	1,96/6'5"	93/205	349	330	19 MAR 1982 PAOK (GRE)	0	0	39	39
16		MCKENZIE David	1,93/6'4"	95/209	358	340	5 JUL 1979 FENERBAHCE (TUR)	17	0	113	130
17		THOMAS Delano	2,01/6'7"	95/209	366	339	26 JAN 1983 AVIGNON VOLLEY (FRA)	0	0	8	8
18		NIELSEN Nils	1,93/6'4"	82/181	353	334	23 NOV 1981 USA NATIONAL TEAM	0	0	0	0
Team Minimum			1,90/6'3"	82/181	324	312					0
Team Average			1,98/6'6"	96/213	350	331					56
Team Maximum			2,11/6'11"	105/231	366	340					139

Uniform colours	Shirt	Shorts
Main	Blue	Blue
2nd	Red	Blue
3rd	White	Blue

Technical Staff:

Team Manager	BROWNING Robert
Head Coach	LARSEN Ronald
Assistant Coach	SPERAW John
Doctor	KOUTURES Chris
Therapist/Trainer	BROCK Aaron

Note:

The final team roster will be available after the general technical meeting.

Legend:

C	Team Captain	L	Libero Player	OG	Olympic Games
Oth	Other International Competitions	Tot	Total	WCH	World Championships

Team Roster

Formación del Equipo / Escalação das Equipes

CORRECTED

As of 23 JUL 2007 at 18:38

VEN - Venezuela

No	C/L	Name	Height m/ft in	Weight kg/lbs	Highest Reach		Date of Birth Club	National Selections			
					Spike cm	Block cm		WCH	OG	Oth	Tot
1		SISO Pedro	1,92/6'4"	88/194	340	336	5 JAN 1987 ANZOATEGUI	1	0	7	8
2		YUSTIZ Deivi	2,03/6'8"	89/196	339	335	15 JUN 1985 YARACUY	1	0	8	9
5		VALERA Rodman	1,89/6'2"	85/187	337	333	20 APR 1982 MIRANDA	3	0	25	28
6		LUNA Carlos	1,94/6'4"	86/190	342	337	25 JAN 1981 ZULIA	3	0	17	20
7		DIAZ Luis	2,05/6'9"	99/218	345	341	20 AUG 1983 ARAGUA	2	0	17	19
11		GOMEZ Ernardo	1,95/6'5"	98/216	345	340	30 JUL 1982 BOLIVAR	3	0	36	39
12		TEJEDA Carlos	2,02/6'8"	95/209	374	342	29 JUL 1981 ARAGUA	1	0	12	13
13		MARQUEZ Ivan	2,05/6'9"	92/203	346	342	4 OCT 1981 DTTO. CAPITAL	1	0	18	19
14	C	EREU Thomas	1,94/6'4"	87/192	343	338	25 OCT 1979 MIRANDA	3	0	34	37
16	L	SILVA Jorge	1,88/6'2"	87/192	338	333	22 APR 1980 DTTO. CAPITAL	3	0	19	22
17		BLANCO Juan Carlos	1,96/6'5"	91/201	339	335	27 JUL 1981 MIRANDA	2	0	18	20
18		CEDEÑO Fredy	2,04/6'8"	98/216	343	338	10 SEP 1981 ARAGUA	2	0	17	19
		Team Minimum	1,88/6'2"	85/187	337	333					8
		Team Average	1,97/6'6"	91/201	344	337					21
		Team Maximum	2,05/6'9"	99/218	374	342					39

Uniform colours	Shirt	Shorts
Main	Blue	Blue
2nd	White	Blue
3rd	Red	Red

Technical Staff:

Team Manager	DELLIMORE Nelson
Head Coach	NAVAJAS Ricardo
Assistant Coach	OLIVEIRA Carlos
Doctor	RAMOS Jorge
Therapist/Trainer	OJEDA Lonardo

Note:

The final team roster will be available after the general technical meeting.

Legend:

C	Team Captain	L	Libero Player	OG	Olympic Games
Oth	Other International Competitions	Tot	Total	WCH	World Championships

Results Table - Final Round

Tabla de resultados - Ronda Final / Tabela de Resultados - Rodada Final

As of 28 JUL 2007 at 23:29

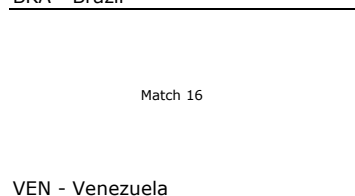
P4

Match	Phase	Date	Teams	Sets	Points per Set					Total Points	Match Duration	Spectators
					1	2	3	4	5			
14	Semifinal	27 JUL 2007	USA vs CUB	3 - 1	25-23	25-17	24-26	25-23		99-89	1h52m	0
16	Semifinal	27 JUL 2007	BRA vs VEN	3 - 0	30-28	25-18	25-16			80-62	1h24m	0
19	Bronze Medal Match	28 JUL 2007	CUB vs VEN	3 - 2	25-16	23-25	27-25	17-25	18-16	110-107	2h11m	0
20	Gold Medal Match	28 JUL 2007	USA vs BRA	0 - 3	16-25	20-25	22-25			58-75	1h17m	0

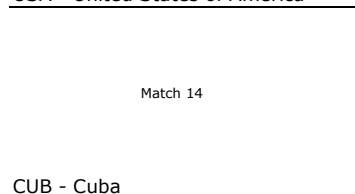
Statistics of	Average match duration	Average spectators	Total spectators
Preliminary Round	1h26m	6,512	78,149
Classification Round	1h35m		
Final Round	1h41m		
Tournament	1h31m	3,907	78,149

Quarterfinals	Semifinals	Finals
---------------	------------	--------


BRA - Brazil



USA - United States of America



CUB



Results Table - Final Round

Tabla de resultados - Ronda Final / Tabela de Resultados - Rodada Final

As of 28 JUL 2007 at 23:29

P4

Match	Phase	Date	Teams	Sets	Points per Set					Total Points	Match Duration	Spectators
					1	2	3	4	5			
13	5 to 8	27 JUL 2007	CAN vs ARG	2 - 3	25-16	23-25	28-30	25-19	23-25	124-115	2h15m	0
15	5 to 8	27 JUL 2007	PUR vs MEX	3 - 0	25-19	25-19	25-18			75-56	1h16m	0
17	Pos 7-8	28 JUL 2007	CAN vs MEX	3 - 0	26-24	25-22	25-20			76-66	1h20m	0
18	Pos 5-6	28 JUL 2007	ARG vs PUR	0 - 3	22-25	22-25	28-30			72-80	1h32m	0

Match Results

Informe del partido / Relatório da partida

P2

Match Duration: 1h17m
Spectators: 0

USA vs BRA
0 vs 3

Team	Sets	1	2	3	Total
USA	0	16	20	22	58
BRA	3	25	25	25	75
Playing Time		21m	26m	24m	1h11m

First Referee: VELEZ Jose (PUR)

Second Referee: ILKIW Taras (CAN)

USA - United States of America									
No	C/L	Name	1	2	3	4	5	Pts	
1		LEE David	4	4	2			5	
2		ROONEY Sean	3	3	1			10	
3	C	POLSTER Jim	6	6	4			10	
4		TALIAFERRO Brandon			14			0	
5	L	LAMBOURNE Richard	L	L	L			0	
9		HEIN Andrew		17	5			2	
11		BILLINGS Brook	5	16	3			7	
12		OLREE Pieter						0	
14		HANSEN Kevin	2	2	6			2	
16		McKIENZIE David	11	5	1			3	
17		THOMAS Delano	1	1	9			4	
18		NIELSEN Nils						0	
Head Coach:		LARSEN Ronald (USA)							
Assistant Coach:		SPERAW John (USA)							

BRA - Brazil									
No	C/L	Name	1	2	3	4	5	Pts	
1		REZENDE Bruno Mossa		9	9			0	
2		ELGARTEN Marcelo	6	6	6			2	
4		HELLER Andre						0	
6		FUCHS Samuel						0	
7	C	GODOY FILHO Gilberto	1	1	1			18	
8		ENDRES Murilo						0	
9		NASCIMENTO Andre	3	3	3			11	
10	L	SANTOS Sérgio	L	L	L			0	
11		RODRIGUES Anderson		2	2			1	
13		ENDRES Gustavo	5	5	5			10	
14		SANTANA Rodrigo	2	2	2			4	
18		AMARAL Dante	4	4	4			11	
Head Coach:		REZENDE Bernardo (BRA)							
Assistant Coach:		TABACH Ricardo (BRA)							

TEAM AND PLAYER PERFORMANCES

Won	Total Atts	No	Name
39	84	Total Team	
9	17	2	ROONEY Sean
9	15	3	POLSTER Jim
7	18	11	BILLINGS Brook
1	25	Total Team	
1	9	1	LEE David
3	59	Total Team	
1	11	14	HANSEN Kevin
1	10	2	ROONEY Sean
1	9	3	POLSTER Jim
15		Total Team	
58	168	Total Team	
10	29	2	ROONEY Sean

Scoring Skills
Spike
Block
Serve
Opp Error
Total
Best Scorer

Won	Total Atts	No	Name
42	69	Total Team	
14	21	7	GODOY FILHO Gilberto
10	17	9	NASCIMENTO Andre
10	15	18	AMARAL Dante
13	44	Total Team	
5	12	13	ENDRES Gustavo
3	11	14	SANTANA Rodrigo
3	6	7	GODOY FILHO Gilberto
2	74	Total Team	
1	13	7	GODOY FILHO Gilberto
1	11	2	ELGARTEN Marcelo
18		Total Team	
75	187	Total Team	
18	40	7	GODOY FILHO Gilberto

Legend:

Atts	Attempts	C	Team Captain	L	Libero Player	L	Substitute Libero
n	Starting Line-Up where n=starting position on Court (i.e. positions 1 to 6)	Opp	Opponent	Pts	Points scored		
nn	Substitute where nn=jersey number of out going player						

Match Results

Informe del partido / Relatório da partida

P2

Match Duration: 2h11m
Spectators: 0

CUB vs VEN
3 vs 2

Team	Sets	1	2	3	4	5	Total
CUB	3	25	23	27	17	18	110
VEN	2	16	25	25	25	16	107
	Playing Time	22m	26m	29m	23m	20m	2h00m

First Referee: MEDEIROS Dalmir (BRA)

Second Referee: CABRERA Celso (ARG)

CUB - Cuba								
No	C/L	Name	1	2	3	4	5	Pts
3		SANCHEZ Jorge Luis			15	15	15	0
6	L	GUTIERREZ Keibel	L	L	L	L	L	0
8	C	PIMIENTA Pavel			18	18	17	2
9		SANCHEZ Michael						0
10		JURQUIN Rolando	1	1	1	1	1	18
12		IZNAGA Pedro					8	0
13		SIMON Roberlandy	5	5	5	5	5	18
14		HIERREZUELO Raydel						0
15		CAMEJO Oriol	4	4	4	4	4	13
16		CORRALES Raydel	6	6	6	6	6	21
17		DOMINICO Osdelvis	2	2	2	2	18	10
18		DIAZ Yoandry	3	3	3	3	3	4
Head Coach: SAMUEL Orlando (CUB)								
Assistant Coach: VALDEZ Idalberto (CUB)								

VEN - Venezuela								
No	C/L	Name	1	2	3	4	5	Pts
1		SISO Pedro						0
2		YUSTIZ Deivi				14	14	0
5		VALERA Rodman	1	2	2	3	2	3
6		LUNA Carlos	5					2
7		DIAZ Luis	2	3	3	4	3	14
11		GOMEZ Ernardo	4	5	5	6	5	28
12		TEJEDA Carlos		5	5	5	5	0
13		MARQUEZ Ivan	3	4	4	5	4	14
14	C	EREU Thomas	6	6	6	1	6	9
16	L	SILVA Jorge	L	L	L	L	L	0
17		BLANCO Juan Carlos		18		18	18	0
18		CEDEÑO Fredy	6	1	1	2	1	6
Head Coach: NAVAJAS Ricardo (VEN)								
Assistant Coach: OLIVEIRA Carlos (VEN)								

TEAM AND PLAYER PERFORMANCES

Won	Total Atts	No	Name
66	122	Total Team	
20	34	16	CORRALES Raydel
13	28	10	JURQUIN Rolando
11	26	15	CAMEJO Oriol
17	80	Total Team	
8	27	13	SIMON Roberlandy
2	12	15	CAMEJO Oriol
2	8	10	JURQUIN Rolando
3	108	Total Team	
3	17	10	JURQUIN Rolando
24		Total Team	
110	310	Total Team	
21	59	16	CORRALES Raydel

Scoring Skills
Spike
Block
Serve
Opp Error
Total
Best Scorer

Won	Total Atts	No	Name
63	129	Total Team	
25	48	11	GOMEZ Ernardo
13	28	7	DIAZ Luis
10	17	13	MARQUEZ Ivan
6	55	Total Team	
2	11	18	CEDEÑO Fredy
2	10	13	MARQUEZ Ivan
1	11	7	DIAZ Luis
7	108	Total Team	
3	24	11	GOMEZ Ernardo
2	16	13	MARQUEZ Ivan
1	17	5	VALERA Rodman
31		Total Team	
107	292	Total Team	
28	80	11	GOMEZ Ernardo

Legend:

Atts	Attempts	C	Team Captain	L	Libero Player	L	Substitute Libero
n	Starting Line-Up where n=starting position on Court (i.e. positions 1 to 6)						
nn	Substitute where nn=jersey number of out going player		Opp	Opponent	Pts	Points scored	

Match Results

Informe del partido / Relatório da partida

P2

Match Duration: 1h32m
Spectators: 0

ARG vs PUR
0 vs 3

Team	Sets	1	2	3	Total
ARG	0	22	22	28	72
PUR	3	25	25	30	80
Playing Time		27m	28m	31m	1h26m

First Referee: LEON Pedro (CUB)

Second Referee: GONZALEZ Victor (VEN)

ARG - Argentina								
No	C/L	Name	1	2	3	4	5	Pts
1	C	MILINKOVIC Marcos						0
2		SCHOLTIS Gustavo	6	1	6			4
3		STEPANENKO Diego	1	2	1			3
4		De CECCO Luciano	2	3				1
7		BERNASCONI Ignacio		4	2			1
8		CONCINA Leandro	18	18				1
9		CHAVEZ Lucas	5	6	5			13
10		ASCHEMACHER Rodrigo						0
11		GIACHETTA Franco	4	5	4			8
12	L	MEANA Martin	L	L	L			0
14		O CAMPO Lucas				18		0
18		GIANI Gaston	3	4	3			10
Head Coach: URIARTE Jon (ARG)								
Assistant Coach: ORDUNA Guillermo (ARG)								

PUR - Puerto Rico								
No	C/L	Name	1	2	3	4	5	Pts
1		RIVERA Jose	2	2	2			5
2	L	BERRIOS Gregory	L	L	L			0
4		RIVERA Victor	5	5	5			14
6		PEREZ Angel	1	1	1			1
8		PEREZ Ivan						0
9		RODRIGUEZ Luis	3	3	3			13
10		BIRD Victor		9	9			0
11		MUNIZ Roberto						0
12	C	SOTO Hector	4	4	4			20
13		MATIAS Alexis	9	6	6			0
14		MORALES Fernando						0
16		ESCALANTE Enrique	6	6	6			6
Head Coach: RUIZ Luis (PUR)								
Assistant Coach: PEREZ Jorge (PUR)								

TEAM AND PLAYER PERFORMANCES

Won	Total Atts	No	Name
34	108	Total Team	
13	40	9	CHAVEZ Lucas
9	27	18	GIANI Gaston
5	8	11	GIACHETTA Franco
6	42	Total Team	
3	11	11	GIACHETTA Franco
1	10	3	STEPANENKO Diego
1	6	2	SCHOLTIS Gustavo
1	74	Total Team	
1	15	2	SCHOLTIS Gustavo
31		Total Team	
72	224	Total Team	
13	56	9	CHAVEZ Lucas

Scoring Skills
Spike
Block
Serve
Opp Error
Total
Best Scorer

Won	Total Atts	No	Name
49	111	Total Team	
20	44	12	SOTO Hector
13	27	4	RIVERA Victor
8	12	9	RODRIGUEZ Luis
7	52	Total Team	
3	13	9	RODRIGUEZ Luis
2	10	16	ESCALANTE Enrique
1	12	1	RIVERA Jose
3	78	Total Team	
2	12	9	RODRIGUEZ Luis
1	10	16	ESCALANTE Enrique
21		Total Team	
80	241	Total Team	
20	62	12	SOTO Hector

Legend:

Atts	Attempts	C	Team Captain	L	Libero Player	L	Substitute Libero
n	Starting Line-Up where n=starting position on Court (i.e. positions 1 to 6)						
nn	Substitute where nn=jersey number of out going player		Opp	Opponent	Pts	Points scored	

Match Results

Informe del partido / Relatório da partida

P2

Match Duration: 1h20m
Spectators: 0

CAN vs MEX
3 vs 0

Team	Sets	1	2	3	Total
CAN	3	26	25	25	76
MEX	0	24	22	20	66
Playing Time		24m	26m	24m	1h14m

First Referee: CHARLES Brian (TRI)

Second Referee: REMFORD Joel (USA)

CAN - Canada								
No	C/L	Name	1	2	3	4	5	Pts
2		BERNIER Christian						0
3		LEWIS Dan						0
5		MUNDAY Michael		9	9			0
6		WILCOX Jeremy	6	6	6			0
7		SOONIAS Dallas		6	6			2
9		DUERDEN Paul	3	3	3			16
10		YOUNGBERG Brett	2	2	2			8
12	L	WOLFENDEN Chris	L	L	L			0
14	C	GRAPENTINE Murray	5	5	5			10
15		WINTERS Fred	1	1	1			10
16		CARROLL Leo						0
18		CUNDY Nicholas	4	4	4			12
Head Coach: HOAG Glenn (CAN)								
Assistant Coach: GREEN Chris (CAN)								

MEX - Mexico								
No	C/L	Name	1	2	3	4	5	Pts
1	L	BECERRA Mario Alberto	L	L	L			0
3		ALVA David		14	14			0
4		MEYER Gustavo	2	3	5			15
5		RANGEL Pedro		11	8			0
6		BRICIO Irving	5	6				3
7		CONTRERAS Ivan	4	5	4			15
8		RAMIREZ Ignacio	1	2	1			0
11	C	GARCIA Juan	6	1	6			8
12		MARTELL Jose Luis	8	8	2			1
14		AGUILERA Tomas	3	4	3			7
17		VALDEZ Raymundo						0
18		LEAL Fabian						0
Head Coach: AZAIR Jorge Miguel (MEX)								
Assistant Coach: NOVOA Carlos (MEX)								

TEAM AND PLAYER PERFORMANCES

Won	Total Atts	No	Name
47	90	Total Team	
13	29	9	DUERDEN Paul
11	21	18	CUNDY Nicholas
10	22	15	WINTERS Fred
9	49	Total Team	
3	13	10	YOUNGBERG Brett
2	15	14	GRAPENTINE Murray
2	5	9	DUERDEN Paul
2	74	Total Team	
1	16	9	DUERDEN Paul
1	16	14	GRAPENTINE Murray
18		Total Team	
76	213	Total Team	
16	50	9	DUERDEN Paul

Scoring Skills
Spike
Block
Serve
Opp Error
Total
Best Scorer

Won	Total Atts	No	Name
41	100	Total Team	
14	29	4	MEYER Gustavo
13	34	7	CONTRERAS Ivan
7	12	11	GARCIA Juan
6	45	Total Team	
2	8	7	CONTRERAS Ivan
2	6	6	BRICIO Irving
1	12	14	AGUILERA Tomas
2	68	Total Team	
1	10	14	AGUILERA Tomas
1	9	11	GARCIA Juan
17		Total Team	
66	213	Total Team	
15	53	7	CONTRERAS Ivan

Legend:

Atts	Attempts	C	Team Captain	L	Libero Player	L	Substitute Libero
n	Starting Line-Up where n=starting position on Court (i.e. positions 1 to 6)						
nn	Substitute where nn=jersey number of out going player		Opp	Opponent	Pts	Points scored	

Match Results

Informe del partido / Relatório da partida

P2

Match Duration: 1h24m
Spectators: 0

BRA vs VEN
3 vs 0

Team	Sets	1	2	3	Total
BRA	3	30	25	25	80
VEN	0	28	18	16	62
Playing Time		31m	24m	23m	1h18m

First Referee: ILKIW Taras (CAN)

Second Referee: CHARLES Brian (TRI)

BRA - Brazil								
No	C/L	Name	1	2	3	4	5	Pts
1		REZENDE Bruno Mossa						0
2		ELGARTEN Marcelo	2	2	2			4
4		HELLER Andre						0
6		FUCHS Samuel						0
7	C	GODOY FILHO Gilberto	3	3	3			9
8		ENDRES Murilo	9					1
9		NASCIMENTO Andre	5	5	5			13
10	L	SANTOS Sérgio	L	L	L			0
11		RODRIGUES Anderson	2					0
13		ENDRES Gustavo	1	1	1			10
14		SANTANA Rodrigo	4	4	4			9
18		AMARAL Dante	6	6	6			9
Head Coach: REZENDE Bernardo (BRA)								
Assistant Coach: TABACH Ricardo (BRA)								

VEN - Venezuela								
No	C/L	Name	1	2	3	4	5	Pts
1		SISO Pedro						0
2		YUSTIZ Deivi	14					0
5		VALERA Rodman	1	2	2			0
6		LUNA Carlos		14	6			3
7		DIAZ Luis	2	3	3			9
11		GOMEZ Ernardo	4	5	5			11
12		TEJEDA Carlos	5	5				1
13		MARQUEZ Ivan	3	4	4			9
14	C	EREU Thomas	5	6	7			7
16	L	SILVA Jorge	L	L	L			0
17		BLANCO Juan Carlos	11	11	5			1
18		CEDEÑO Fredy	6	1	1			3
Head Coach: NAVAJAS Ricardo (VEN)								
Assistant Coach: OLIVEIRA Carlos (VEN)								

TEAM AND PLAYER PERFORMANCES

Won	Total Atts	No	Name
39	69	Total Team	
9	18	9	NASCIMENTO Andre
8	10	14	SANTANA Rodrigo
7	15	18	AMARAL Dante
4	39	Total Team	
1	9	14	SANTANA Rodrigo
1	8	18	AMARAL Dante
1	1	2	ELGARTEN Marcelo
12	78	Total Team	
4	16	13	ENDRES Gustavo
4	15	9	NASCIMENTO Andre
2	14	7	GODOY FILHO Gilberto
25		Total Team	
80	186	Total Team	
13	38	9	NASCIMENTO Andre

Scoring Skills
Spike
Block
Serve
Opp Error
Total
Best Scorer

Won	Total Atts	No	Name
37	76	Total Team	
10	22	11	GOMEZ Ernardo
8	14	7	DIAZ Luis
7	13	14	EREU Thomas
4	38	Total Team	
2	12	13	MARQUEZ Ivan
1	9	18	CEDEÑO Fredy
1	5	7	DIAZ Luis
3	64	Total Team	
2	9	13	MARQUEZ Ivan
1	7	11	GOMEZ Ernardo
18		Total Team	
62	178	Total Team	
11	34	11	GOMEZ Ernardo

Legend:

Atts	Attempts	C	Team Captain	L	Libero Player	L	Substitute Libero
n	Starting Line-Up where n=starting position on Court (i.e. positions 1 to 6)						
nn	Substitute where nn=jersey number of out going player		Opp	Opponent	Pts	Points scored	

Match Results

Informe del partido / Relatório da partida

P2

Match Duration: 1h16m
Spectators: 0

PUR vs MEX
3 vs 0

Team	Sets	1	2	3	Total
PUR	3	25	25	25	75
MEX	0	19	19	18	56
Playing Time		22m	25m	23m	1h10m

First Referee: GONZALEZ Victor (VEN)

Second Referee: BEAL Paulo (BRA)

PUR - Puerto Rico								
No	C/L	Name	1	2	3	4	5	Pts
1		RIVERA Jose	2	2	2			8
2	L	BERRIOS Gregory	L	L	L			0
4		RIVERA Victor	5	5	5			13
6		PEREZ Angel	1	1	1			0
8		PEREZ Ivan		9	1			0
9		RODRIGUEZ Luis	3	3	3			7
10		BIRD Victor	16	6	6			5
11		MUNIZ Roberto			9			2
12	C	SOTO Hector	4	4	4			16
13		MATIAS Alexis			4			0
14		MORALES Fernando		12	12			0
16		ESCALANTE Enrique	6	6	6			9
Head Coach:		RUIZ Luis (PUR)						
Assistant Coach:		PEREZ Jorge (PUR)						

MEX - Mexico								
No	C/L	Name	1	2	3	4	5	Pts
1	L	BECERRA Mario Alberto	L	L	L			0
3		ALVA David						0
4		MEYER Gustavo	3	5	3			7
5		RANGEL Pedro		8	2			3
6		BRICIO Irving	6	2	6			6
7		CONTRERAS Ivan	5	4	5			12
8		RAMIREZ Ignacio	2	1				0
11	C	GARCIA Juan	1	6	1			7
12		MARTELL Jose Luis						0
14		AGUILERA Tomas	4	3	4			3
17		VALDEZ Raymundo						0
18		LEAL Fabian			6			0
Head Coach:		AZAIR Jorge Miguel (MEX)						
Assistant Coach:		NOVOA Carlos (MEX)						

TEAM AND PLAYER PERFORMANCES

Won	Total Atts	No	Name
49	91	Total Team	
11	23	12	SOTO Hector
10	14	4	RIVERA Victor
8	15	16	ESCALANTE Enrique
7	46	Total Team	
4	7	12	SOTO Hector
1	9	4	RIVERA Victor
1	9	16	ESCALANTE Enrique
4	74	Total Team	
2	11	4	RIVERA Victor
1	15	9	RODRIGUEZ Luis
1	13	12	SOTO Hector
15		Total Team	
75	211	Total Team	
16	43	12	SOTO Hector

Scoring Skills
Spike
Block
Serve
Opp Error
Total
Best Scorer

Won	Total Atts	No	Name
32	95	Total Team	
12	31	7	CONTRERAS Ivan
6	28	4	MEYER Gustavo
6	13	11	GARCIA Juan
4	29	Total Team	
2	6	5	RANGEL Pedro
1	5	11	GARCIA Juan
1	3	4	MEYER Gustavo
2	57	Total Team	
1	10	14	AGUILERA Tomas
1	8	6	BRICIO Irving
18		Total Team	
56	181	Total Team	
12	47	7	CONTRERAS Ivan

Legend:

Atts	Attempts	C	Team Captain	L	Libero Player	L	Substitute Libero
n	Starting Line-Up where n=starting position on Court (i.e. positions 1 to 6)						
nn	Substitute where nn=jersey number of out going player		Opp	Opponent	Pts	Points scored	

Match Results

Informe del partido / Relatório da partida

P2

Match Duration: 1h52m
Spectators: 0

USA vs CUB
3 vs 1

Team	Sets	1	2	3	4	Total
USA	3	25	25	24	25	99
CUB	1	23	17	26	23	89
	Playing Time	27m	22m	26m	28m	1h43m

First Referee: CABRERA Celso (ARG)

Second Referee: MACIAS Luis (MEX)

USA - United States of America							
No	C/L	Name	1	2	3	4	5 Pts
1		LEE David	5	4	5	4	15
2		ROONEY Sean	4	3	4	3	15
3	C	POLSTER Jim	1	6	1	6	14
4		TALIAFERRO Brandon					0
5	L	LAMBOURNE Richard	L	L	L	L	0
9		HEIN Andrew	14	14	14	14	0
11		BILLINGS Brook	6	5	6	5	16
12		OLREE Pieter	2				0
14		HANSEN Kevin	3	2	3	2	1
16		McKIENZIE David			11	11	0
17		THOMAS Delano	2	1	2	1	13
18		NIELSEN Nils					0
Head Coach: LARSEN Ronald (USA)							
Assistant Coach: SPERAW John (USA)							

CUB - Cuba							
No	C/L	Name	1	2	3	4	5 Pts
3		SANCHEZ Jorge Luis	12				0
6	L	GUTIERREZ Keibel	L	L	L	L	0
8	C	PIMIENTA Pavel	18		2	2	4
9		SANCHEZ Michael	6	6			2
10		JURQUIN Rolando	12	1	1		15
12		IZNAGA Pedro	1	1			6
13		SIMON Roberlandy	5	5	5	5	10
14		HIERREZUELO Raydel	9				0
15		CAMEJO Oriol	4	4	4	4	16
16		CORRALES Raydel		9	6	6	11
17		DOMINICO Osdelvis	2	2	18	18	2
18		DIAZ Yoandry	3	3	3	3	0
Head Coach: SAMUEL Orlando (CUB)							
Assistant Coach: VALDEZ Idalberto (CUB)							

TEAM AND PLAYER PERFORMANCES

Won	Total Atts	No	Name
60	118	Total Team	
14	32	2	ROONEY Sean
14	27	11	BILLINGS Brook
13	26	3	POLSTER Jim
10	52	Total Team	
4	12	1	LEE David
3	9	17	THOMAS Delano
2	9	11	BILLINGS Brook
4	98	Total Team	
3	22	17	THOMAS Delano
1	14	3	POLSTER Jim
25		Total Team	
99	268	Total Team	
16	47	11	BILLINGS Brook

Scoring Skills
Spike
Block
Serve
Opp Error
Total
Best Scorer

Won	Total Atts	No	Name
50	106	Total Team	
12	19	10	JURQUIN Rolando
11	22	15	CAMEJO Oriol
9	18	16	CORRALES Raydel
13	55	Total Team	
5	13	13	SIMON Roberlandy
3	7	15	CAMEJO Oriol
2	6	16	CORRALES Raydel
3	90	Total Team	
2	16	15	CAMEJO Oriol
1	11	10	JURQUIN Rolando
23		Total Team	
89	251	Total Team	
16	45	15	CAMEJO Oriol

Legend:

Atts	Attempts	C	Team Captain	L	Libero Player	L	Substitute Libero
n	Starting Line-Up where n=starting position on Court (i.e. positions 1 to 6)						
nn	Substitute where nn=jersey number of out going player		Opp	Opponent	Pts	Points scored	

Match Results

Informe del partido / Relatório da partida

P2

Match Duration: 2h15m
Spectators: 0

CAN vs ARG
2 vs 3

Team	Sets	1	2	3	4	5	Total
CAN	2	25	23	28	25	23	124
ARG	3	16	25	30	19	25	115
	Playing Time	21m	26m	30m	22m	24m	2h03m

First Referee: REMFORD Joel (USA)

Second Referee: LEON Pedro (CUB)

CAN - Canada								
No	C/L	Name	1	2	3	4	5	Pts
2		BERNIER Christian			15			0
3		LEWIS Dan						0
5		MUNDAY Michael	9	9	9	6	6	1
6		WILCOX Jeremy	3	1	3	1		1
7		SOONIAS Dallas	6	6	6		5	4
9		DUERDEN Paul	6	4	6	4	3	21
10		YOUNGBERG Brett	5	3	5	3	2	12
12	L	WOLFENDEN Chris	L	L	L	L	L	0
14	C	GRAPENTINE Murray	2	6	2	6	5	10
15		WINTERS Fred	4	2	4	2	1	20
16		CARROLL Leo				18	4	1
18		CUNDY Nicholas	1	5	1	5	7	24
Head Coach: HOAG Glenn (CAN)								
Assistant Coach: GREEN Chris (CAN)								

ARG - Argentina								
No	C/L	Name	1	2	3	4	5	Pts
1	C	MILINKOVIC Marcos	3					1
2		SCHOLTIS Gustavo	4	4	4	4	4	21
3		STEPANENKO Diego	5	5	5	5	5	11
4		De CECCO Luciano	6			7		0
7		BERNASCONI Ignacio	4	6	6	6	6	3
8		CONCINA Leandro	1				3	0
9		CHAVEZ Lucas		3	3	3	3	25
10		ASCHEMACHER Rodrigo	2	2	2			0
11		GIACHETTA Franco		10	10	2	2	7
12	L	MEANA Martin	L	L	L	L	L	0
14		OCAMPO Lucas			18	2	18	0
18		GIANI Gaston	8	1	1	1	1	15
Head Coach: URIARTE Jon (ARG)								
Assistant Coach: ORDUNA Guillermo (ARG)								

TEAM AND PLAYER PERFORMANCES

Won	Total Atts	No	Name
76	144	Total Team	
22	43	18	CUNDY Nicholas
18	35	9	DUERDEN Paul
16	36	15	WINTERS Fred
15	63	Total Team	
4	16	14	GRAPENTINE Murray
3	9	15	WINTERS Fred
2	13	10	YOUNGBERG Brett
3	124	Total Team	
1	21	18	CUNDY Nicholas
1	20	15	WINTERS Fred
1	20	9	DUERDEN Paul
30		Total Team	
124	331	Total Team	
24	74	18	CUNDY Nicholas

Scoring Skills
Spike
Block
Serve
Opp Error
Total
Best Scorer

Won	Total Atts	No	Name
70	151	Total Team	
20	43	2	SCHOLTIS Gustavo
20	42	9	CHAVEZ Lucas
15	25	18	GIANI Gaston
8	50	Total Team	
3	12	9	CHAVEZ Lucas
3	8	3	STEPANENKO Diego
2	11	7	BERNASCONI Ignacio
5	115	Total Team	
2	19	9	CHAVEZ Lucas
1	18	2	SCHOLTIS Gustavo
1	15	11	GIACHETTA Franco
32		Total Team	
115	316	Total Team	
25	73	9	CHAVEZ Lucas

Legend:

Atts	Attempts	C	Team Captain	L	Libero Player	L	Substitute Libero
n	Starting Line-Up where n=starting position on Court (i.e. positions 1 to 6)						
nn	Substitute where nn=jersey number of out going player		Opp	Opponent	Pts	Points scored	

Results Table - Preliminary Round

Tabla de resultados - Ronda Preliminar / Tabela de Resultados - Rodada Preliminar

As of 25 JUL 2007 at 23:24

P4

Pool A				Points per Set					Total Points	Match Duration	Spectators
Match	Date	Teams	Sets	1	2	3	4	5			
2	23 JUL 2007	MEX vs CUB	0 - 3	20-25	18-25	20-25			58-75	1h13m	3,713
4	23 JUL 2007	BRA vs CAN	3 - 0	25-19	25-18	25-17			75-54	1h16m	12,950
6	24 JUL 2007	CAN vs MEX	3 - 1	17-25	25-19	29-27	25-19		96-90	1h48m	2,826
Latest Matches											
8	24 JUL 2007	CUB vs BRA	0 - 3	23-25	20-25	20-25			63-75	1h20m	13,020
10	25 JUL 2007	MEX vs BRA	0 - 3	17-25	23-25	21-25			61-75	1h18m	12,895
12	25 JUL 2007	CAN vs CUB	0 - 3	19-25	17-25	22-25			58-75	1h15m	3,828

Pool B				Points per Set					Total Points	Match Duration	Spectators
Match	Date	Teams	Sets	1	2	3	4	5			
1	23 JUL 2007	ARG vs PUR	1 - 3	25-22	24-26	21-25	22-25		92-98	1h51m	4,320
3	23 JUL 2007	VEN vs USA	0 - 3	19-25	22-25	20-25			61-75	1h22m	6,835
5	24 JUL 2007	PUR vs VEN	1 - 3	31-29	16-25	18-25	19-25		84-104	1h54m	3,212
Latest Matches											
7	24 JUL 2007	USA vs ARG	3 - 0	25-17	25-22	25-21			75-60	1h19m	5,720
9	25 JUL 2007	VEN vs ARG	3 - 0	25-17	25-21	25-21			75-59	1h16m	3,615
11	25 JUL 2007	USA vs PUR	3 - 0	25-22	25-17	25-23			75-62	1h27m	5,215

Statistics of	Average match duration	Average spectators	Total spectators
Preliminary Round	1h26m	6,512	78,149

Pool A												
Rk	Team	Matches				Sets			Points			
		Pts	Tot	W	L	W	L	Ratio	W	L	Ratio	
1	BRA	6	3	3	0	9	0	MAX	225	178	1.264	
2	CUB	5	3	2	1	6	3	2.000	213	191	1.115	
3	CAN	4	3	1	2	3	7	0.429	208	240	0.867	
4	MEX	3	3	0	3	1	9	0.111	209	246	0.850	

Pool B												
Rk	Team	Matches				Sets			Points			
		Pts	Tot	W	L	W	L	Ratio	W	L	Ratio	
1	USA	6	3	3	0	9	0	MAX	225	183	1.230	
2	VEN	5	3	2	1	6	4	1.500	240	218	1.101	
3	PUR	4	3	1	2	4	7	0.571	244	271	0.900	
4	ARG	3	3	0	3	1	9	0.111	211	248	0.851	

Legend:

L Lost
W Won
Pts Standings points
Rk Rank
Tot Total

Match Results

Informe del partido / Relatório da partida

P2

Match Duration: 1h13m
Spectators: 3,713

MEX vs CUB
0 vs 3

Team	Sets	1	2	3	Total
MEX	0	20	18	20	58
CUB	3	25	25	25	75
Playing Time		22m	22m	23m	1h07m

First Referee: REMFORD Joel (USA)

Second Referee: VELEZ Jose (PUR)

MEX - Mexico								
No	C/L	Name	1	2	3	4	5	Pts
1	L	BECERRA Mario Alberto	L	L	L			0
3		ALVA David						0
4		MEYER Gustavo	6	5	6			9
5		RANGEL Pedro			8			0
6		BRICIO Irving			8			0
7		CONTRERAS Ivan	3	2	3			6
8		RAMIREZ Ignacio	2	1	2			0
11	C	GARCIA Juan	1	6	1			5
12		MARTELL Jose Luis	5	4	5			7
14		AGUILERA Tomas	4	3	4			3
17		VALDEZ Raymundo						0
18		LEAL Fabian			14			0
Head Coach: AZAIR Jorge Miguel (MEX)								
Assistant Coach: NOVOA Carlos (MEX)								

CUB - Cuba								
No	C/L	Name	1	2	3	4	5	Pts
3		SANCHEZ Jorge Luis			15			0
6	L	GUTIERREZ Keibel	L	L	L			0
8	C	PIMIENTA Pavel			18	18		2
9		SANCHEZ Michael	5	5	6			18
10		JURQUIN Rolando						0
12		IZNAGA Pedro	6	6	1			6
13		SIMON Roberlandy	4	4	5			15
14		HIERREZUELO Raydel			9	9		0
15		CAMEJO Oriol	3	3	4			9
16		CORRALES Raydel						0
17		DOMINICO Osdelvis	1	1	2			7
18		DIAZ Yoandry	2	2	3			1
Head Coach: SAMUEL Orlando (CUB)								
Assistant Coach: VALDEZ Idalberto (CUB)								

TEAM AND PLAYER PERFORMANCES

Won	Total Atts	No	Name
29	96	Total Team	
9	21	4	MEYER Gustavo
7	30	12	MARTELL Jose Luis
6	24	7	CONTRERAS Ivan
0	29	Total Team	
1	59	Total Team	
1	10	11	GARCIA Juan
28		Total Team	
58	184	Total Team	
9	33	4	MEYER Gustavo

Scoring Skills
Spike
Block
Serve
Opp Error
Total
Best Scorer

Won	Total Atts	No	Name
35	83	Total Team	
11	14	13	SIMON Roberlandy
9	25	9	SANCHEZ Michael
5	22	12	IZNAGA Pedro
18	54	Total Team	
6	8	9	SANCHEZ Michael
4	14	13	SIMON Roberlandy
4	12	15	CAMEJO Oriol
5	74	Total Team	
3	9	9	SANCHEZ Michael
1	13	12	IZNAGA Pedro
1	13	17	DOMINICO Osdelvis
17		Total Team	
75	211	Total Team	
18	42	9	SANCHEZ Michael

Legend:

Atts	Attempts	C	Team Captain	L	Libero Player	L	Substitute Libero
n	Starting Line-Up where n=starting position on Court (i.e. positions 1 to 6)						
nn	Substitute where nn=jersey number of out going player		Opp	Opponent	Pts	Points scored	

Match Results

Informe del partido / Relatório da partida

P2

Match Duration: 1h16m
Spectators: 12,950

BRA vs CAN
3 vs 0

Team	Sets	1	2	3	Total
BRA	3	25	25	25	75
CAN	0	19	18	17	54
Playing Time		23m	24m	23m	1h10m

First Referee: CABRERA Celso (ARG)

Second Referee: CHARLES Brian (TRI)

BRA - Brazil								
No	C/L	Name	1	2	3	4	5	Pts
1		REZENDE Bruno Mossa	9					0
2		ELGARTEN Marcelo	1	2	1			1
4		HELLER Andre			3			2
6		FUCHS Samuel						0
7	C	GODOY FILHO Gilberto	2	3	2			8
8		ENDRES Murilo						0
9		NASCIMENTO Andre	4	5	4			9
10	L	SANTOS Sérgio	L	L	L			0
11		RODRIGUES Anderson	2					0
13		ENDRES Gustavo	6	1				4
14		SANTANA Rodrigo	3	4	6			10
18		AMARAL Dante	5	6	5			12
Head Coach:		REZENDE Bernardo (BRA)						
Assistant Coach:		TABACH Ricardo (BRA)						

CAN - Canada								
No	C/L	Name	1	2	3	4	5	Pts
2		BERNIER Christian	10					0
3		LEWIS Dan	1	1	2			9
5		MUNDAY Michael	6	6	9			1
6		WILCOX Jeremy		7	1			0
7		SOONIAS Dallas	9	3	6			6
9		DUERDEN Paul	3	5	4			3
10		YOUNGBERG Brett	2	2	3			9
12	L	WOLFENDEN Chris	L	L	L			0
14	C	GRAPENTINE Murray	5	5				2
15		WINTERS Fred	4	4	5			8
16		CARROLL Leo		14	6			2
18		CUNDY Nicholas	14					0
Head Coach:		HOAG Glenn (CAN)						
Assistant Coach:		GREEN Chris (CAN)						

TEAM AND PLAYER PERFORMANCES

Won	Total Atts	No	Name
33	83	Total Team	
8	13	18	AMARAL Dante
7	15	14	SANTANA Rodrigo
6	24	9	NASCIMENTO Andre
6	36	Total Team	
2	6	14	SANTANA Rodrigo
1	7	9	NASCIMENTO Andre
1	7	13	ENDRES Gustavo
7	73	Total Team	
3	13	18	AMARAL Dante
2	10	9	NASCIMENTO Andre
1	16	7	GODOY FILHO Gilberto
29		Total Team	
75	192	Total Team	
12	31	18	AMARAL Dante

Scoring Skills
Spike
Block
Serve
Opp Error
Total
Best Scorer

Won	Total Atts	No	Name
31	84	Total Team	
9	16	3	LEWIS Dan
6	20	15	WINTERS Fred
6	19	7	SOONIAS Dallas
9	46	Total Team	
3	12	10	YOUNGBERG Brett
2	7	15	WINTERS Fred
1	9	16	CARROLL Leo
0	55	Total Team	
14		Total Team	
54	185	Total Team	
9	30	10	YOUNGBERG Brett

Legend:

Atts	Attempts	C	Team Captain	L	Libero Player	L	Substitute Libero
n	Starting Line-Up where n=starting position on Court (i.e. positions 1 to 6)						
nn	Substitute where nn=jersey number of out going player		Opp	Opponent	Pts	Points scored	

Match Results

Informe del partido / Relatório da partida

P2

Match Duration: 1h48m
Spectators: 2,826

CAN vs MEX
3 vs 1

Team	Sets	1	2	3	4	Total
CAN	3	17	25	29	25	96
MEX	1	25	19	27	19	90
	Playing Time	21m	25m	30m	23m	1h39m

First Referee: REMFORD Joel (USA)

Second Referee: GONZALEZ Victor (VEN)

CAN - Canada								
No	C/L	Name	1	2	3	4	5	Pts
2		BERNIER Christian			14	10		0
3		LEWIS Dan	1	1	1	1		10
5		MUNDAY Michael	6	7	7			1
6		WILCOX Jeremy	5	6	6	6		2
7		SOONIAS Dallas		3	3	3		20
9		DUERDEN Paul	3	6	6			4
10		YOUNGBERG Brett	2	2	2	2		6
12	L	WOLFENDEN Chris	L	L	L	L		0
14	C	GRAPENTINE Murray	5	5	5	5		15
15		WINTERS Fred	4	4	4	4		10
16		CARROLL Leo						0
18		CUNDY Nicholas						0
Head Coach: HOAG Glenn (CAN)								
Assistant Coach: GREEN Chris (CAN)								

MEX - Mexico								
No	C/L	Name	1	2	3	4	5	Pts
1	L	BECERRA Mario Alberto	L	L	L	L		0
3		ALVA David	14	14	14			1
4		MEYER Gustavo	6	5	6	5		8
5		RANGEL Pedro			8			0
6		BRICIO Irving	8		8			0
7		CONTRERAS Ivan	3	2	3	2		15
8		RAMIREZ Ignacio	2	1	2	1		2
11	C	GARCIA Juan	1	6	1	6		10
12		MARTELL Jose Luis	5	4	5	4		23
14		AGUILERA Tomas	4	3	4	3		7
17		VALDEZ Raymundo						0
18		LEAL Fabian						0
Head Coach: AZAIR Jorge Miguel (MEX)								
Assistant Coach: NOVOA Carlos (MEX)								

TEAM AND PLAYER PERFORMANCES

Won	Total Atts	No	Name
55	112	Total Team	
17	29	7	SOONIAS Dallas
10	24	3	LEWIS Dan
10	20	15	WINTERS Fred
11	57	Total Team	
5	15	14	GRAPENTINE Murray
3	8	7	SOONIAS Dallas
2	14	10	YOUNGBERG Brett
2	95	Total Team	
1	21	10	YOUNGBERG Brett
1	6	5	MUNDAY Michael
28		Total Team	
96	264	Total Team	
20	45	7	SOONIAS Dallas

Scoring Skills
Spike
Block
Serve
Opp Error
Total
Best Scorer

Won	Total Atts	No	Name
54	125	Total Team	
21	44	12	MARTELL Jose Luis
11	35	7	CONTRERAS Ivan
9	14	11	GARCIA Juan
11	54	Total Team	
4	8	7	CONTRERAS Ivan
3	5	4	MEYER Gustavo
2	8	12	MARTELL Jose Luis
1	91	Total Team	
1	7	3	ALVA David
24		Total Team	
90	270	Total Team	
23	62	12	MARTELL Jose Luis

Legend:

Atts	Attempts	C	Team Captain	L	Libero Player	L	Substitute Libero
n	Starting Line-Up where n=starting position on Court (i.e. positions 1 to 6)						
nn	Substitute where nn=jersey number of out going player		Opp	Opponent	Pts	Points scored	

Match Results

Informe del partido / Relatório da partida

P2

Match Duration: 1h20m
Spectators: 13,020

CUB vs BRA
0 vs 3

Team	Sets	1	2	3	Total
CUB	0	23	20	20	63
BRA	3	25	25	25	75
Playing Time		25m	25m	24m	1h14m

First Referee: VELEZ Jose (PUR)

Second Referee: CABRERA Celso (ARG)

CUB - Cuba								
No	C/L	Name	1	2	3	4	5	Pts
3		SANCHEZ Jorge Luis	15	15	10			0
6	L	GUTIERREZ Keibel	L	L	L			0
8	C	PIMIENTA Pavel						0
9		SANCHEZ Michael	5	5	5			14
10		JURQUIN Rolando			3			4
12		IZNAGA Pedro	6	6	6			8
13		SIMON Roberlandy	4	4	4			11
14		HIERREZUELO Raydel	9	9				0
15		CAMEJO Oriol	3	3				2
16		CORRALES Raydel	18	18				1
17		DOMINICO Osdelvis	1	1	1			3
18		DIAZ Yoandry	2	2	2			3
Head Coach:		SAMUEL Orlando (CUB)						
Assistant Coach:		VALDEZ Idalberto (CUB)						

BRA - Brazil								
No	C/L	Name	1	2	3	4	5	Pts
1		REZENDE Bruno Mossa	9	9	9			0
2		ELGARTEN Marcelo	2	1	2			1
4		HELLER Andre						0
6		FUCHS Samuel						0
7	C	GODOY FILHO Gilberto	3	2	3			15
8		ENDRES Murilo						0
9		NASCIMENTO Andre	5	4	5			11
10	L	SANTOS Sérgio	L	L	L			0
11		RODRIGUES Anderson	2	2	2			3
13		ENDRES Gustavo	1	6	1			6
14		SANTANA Rodrigo	4	3	4			10
18		AMARAL Dante	6	5	6			8
Head Coach:		REZENDE Bernardo (BRA)						
Assistant Coach:		TABACH Ricardo (BRA)						

TEAM AND PLAYER PERFORMANCES

Won	Total Atts	No	Name
41	74	Total Team	
14	28	9	SANCHEZ Michael
8	17	12	IZNAGA Pedro
8	11	13	SIMON Roberlandy
4	37	Total Team	
2	9	13	SIMON Roberlandy
1	5	18	DIAZ Yoandry
1	3	17	DOMINICO Osdelvis
1	65	Total Team	
1	16	13	SIMON Roberlandy
17		Total Team	
63	176	Total Team	
14	41	9	SANCHEZ Michael

Scoring Skills
Spike
Block
Serve
Opp Error
Total
Best Scorer

Won	Total Atts	No	Name
43	72	Total Team	
13	18	7	GODOY FILHO Gilberto
11	20	9	NASCIMENTO Andre
6	15	18	AMARAL Dante
6	32	Total Team	
3	10	14	SANTANA Rodrigo
2	8	13	ENDRES Gustavo
1	5	18	AMARAL Dante
5	73	Total Team	
2	15	7	GODOY FILHO Gilberto
1	12	14	SANTANA Rodrigo
1	11	13	ENDRES Gustavo
21		Total Team	
75	177	Total Team	
15	36	7	GODOY FILHO Gilberto

Legend:

Atts	Attempts	C	Team Captain	L	Libero Player	L	Substitute Libero
n	Starting Line-Up where n=starting position on Court (i.e. positions 1 to 6)						
nn	Substitute where nn=jersey number of out going player		Opp	Opponent	Pts	Points scored	

Match Results

Informe del partido / Relatório da partida

P2

Match Duration: 1h18m
Spectators: 12,895

MEX vs BRA
0 vs 3

Team	Sets	1	2	3	Total
MEX	0	17	23	21	61
BRA	3	25	25	25	75
Playing Time		21m	26m	25m	1h12m

First Referee: GONZALEZ Victor (VEN)

Second Referee: REMFORD Joel (USA)

MEX - Mexico									
No	C/L	Name	1	2	3	4	5	Pts	
1	L	BECERRA Mario Alberto	L	L	L			0	
3		ALVA David	14	14	14			0	
4		MEYER Gustavo	6	5	3			11	
5		RANGEL Pedro		12	8			0	
6		BRICIO Irving	8	8	6			1	
7		CONTRERAS Ivan	3	2	5			8	
8		RAMIREZ Ignacio	2	1	2			4	
11	C	GARCIA Juan	1	6	1			6	
12		MARTELL Jose Luis	5	4				4	
14		AGUILERA Tomas	4	3	4			8	
17		VALDEZ Raymundo						0	
18		LEAL Fabian						0	
Head Coach:		AZAIR Jorge Miguel (MEX)							
Assistant Coach:		NOVOA Carlos (MEX)							

BRA - Brazil									
No	C/L	Name	1	2	3	4	5	Pts	
1		REZENDE Bruno Mossa		11	2			0	
2		ELGARTEN Marcelo	2	2	2			0	
4		HELLER Andre	4	4	4			9	
6		FUCHS Samuel	6	6	6			15	
7	C	GODOY FILHO Gilberto		2				0	
8		ENDRES Murilo	3	3	3			10	
9		NASCIMENTO Andre						0	
10	L	SANTOS Sérgio	L	L	L			0	
11		RODRIGUES Anderson	5	5	5			17	
13		ENDRES Gustavo						0	
14		SANTANA Rodrigo	1	1	1			6	
18		AMARAL Dante						0	
Head Coach:		REZENDE Bernardo (BRA)							
Assistant Coach:		TABACH Ricardo (BRA)							

TEAM AND PLAYER PERFORMANCES

Won	Total Atts	No	Name
38	92	Total Team	
10	21	4	MEYER Gustavo
8	22	7	CONTRERAS Ivan
8	13	14	AGUILERA Tomas
2	39	Total Team	
1	9	11	GARCIA Juan
1	3	8	RAMIREZ Ignacio
2	62	Total Team	
1	14	4	MEYER Gustavo
1	14	8	RAMIREZ Ignacio
19		Total Team	
61	193	Total Team	
11	39	4	MEYER Gustavo

Scoring Skills
Spike
Block
Serve
Opp Error
Total
Best Scorer

Won	Total Atts	No	Name
46	82	Total Team	
15	22	11	RODRIGUES Anderson
13	23	6	FUCHS Samuel
7	20	8	ENDRES Murilo
9	48	Total Team	
4	18	4	HELLER Andre
3	8	8	ENDRES Murilo
2	6	11	RODRIGUES Anderson
2	74	Total Team	
2	10	6	FUCHS Samuel
18		Total Team	
75	204	Total Team	
17	37	11	RODRIGUES Anderson

Legend:

Atts	Attempts	C	Team Captain	L	Libero Player	L	Substitute Libero
n	Starting Line-Up where n=starting position on Court (i.e. positions 1 to 6)						
nn	Substitute where nn=jersey number of out going player		Opp	Opponent	Pts	Points scored	

Match Results

Informe del partido / Relatório da partida

P2

Match Duration: 1h15m
Spectators: 3,828

CAN vs CUB
0 vs 3

Team	Sets	1	2	3	Total
CAN	0	19	17	22	58
CUB	3	25	25	25	75
Playing Time		22m	22m	25m	1h09m

First Referee: MEDEIROS Dalmir (BRA)

Second Referee: VELEZ Jose (PUR)

CAN - Canada									
No	C/L	Name	1	2	3	4	5	Pts	
2		BERNIER Christian	3	6				0	
3		LEWIS Dan	1					1	
5		MUNDAY Michael	9	9	3			0	
6		WILCOX Jeremy	3	2	9			1	
7		SOONIAS Dallas	6	6	5			4	
9		DUERDEN Paul	6	5	6			14	
10		YOUNGBERG Brett	5	4				2	
12	L	WOLFENDEN Chris	L	L	L			0	
14	C	GRAPENTINE Murray	2	1	2			7	
15		WINTERS Fred	4	3	4			10	
16		CARROLL Leo		10	5			1	
18		CUNDY Nicholas		2	1			3	
Head Coach:		HOAG Glenn (CAN)							
Assistant Coach:		GREEN Chris (CAN)							

CUB - Cuba									
No	C/L	Name	1	2	3	4	5	Pts	
3		SANCHEZ Jorge Luis			15			0	
6	L	GUTIERREZ Keibel	L	L	L			0	
8	C	PIMIENTA Pavel	18	18	18			0	
9		SANCHEZ Michael	5	5	5			9	
10		JURQUIN Rolando						0	
12		IZNAGA Pedro	6	6	6			10	
13		SIMON Roberlandy	4	4	4			9	
14		HIERREZUELO Raydel	9	9	9			0	
15		CAMEJO Oriol	3	3	3			8	
16		CORRALES Raydel						0	
17		DOMINICO Osdelvis	1	1	1			8	
18		DIAZ Yoandry	2	2	2			2	
Head Coach:		SAMUEL Orlando (CUB)							
Assistant Coach:		VALDEZ Idalberto (CUB)							

TEAM AND PLAYER PERFORMANCES

Won	Total Atts	No	Name
36	107	Total Team	
12	33	9	DUERDEN Paul
8	24	15	WINTERS Fred
6	11	14	GRAPENTINE Murray
2	27	Total Team	
2	7	9	DUERDEN Paul
5	60	Total Team	
2	10	15	WINTERS Fred
1	11	14	GRAPENTINE Murray
1	7	6	WILCOX Jeremy
15		Total Team	
58	194	Total Team	
14	48	9	DUERDEN Paul

Scoring Skills
Spike
Block
Serve
Opp Error
Total
Best Scorer

Won	Total Atts	No	Name
37	80	Total Team	
9	30	9	SANCHEZ Michael
9	17	12	IZNAGA Pedro
7	7	17	DOMINICO Osdelvis
9	53	Total Team	
3	14	13	SIMON Roberlandy
3	9	15	CAMEJO Oriol
1	12	17	DOMINICO Osdelvis
0	73	Total Team	
29		Total Team	
75	206	Total Team	
10	29	12	IZNAGA Pedro

Legend:

Atts	Attempts	C	Team Captain	L	Libero Player	L	Substitute Libero
n	Starting Line-Up where n=starting position on Court (i.e. positions 1 to 6)						
nn	Substitute where nn=jersey number of out going player		Opp	Opponent	Pts	Points scored	

Match Results

Informe del partido / Relatório da partida

P2

Match Duration: 1h51m
Spectators: 4,320

ARG vs PUR
1 vs 3

Team	Sets	1	2	3	4	Total
ARG	1	25	24	21	22	92
PUR	3	22	26	25	25	98
	Playing Time	24m	28m	23m	27m	1h42m

First Referee: MEDEIROS Dalmir (BRA)

Second Referee: ILKIW Taras (CAN)

ARG - Argentina								
No	C/L	Name	1	2	3	4	5	Pts
1	C	MILINKOVIC Marcos	3	3	3	3		18
2		SCHOLTIS Gustavo	4	4	4	4		16
3		STEPANENKO Diego	2	2	2	2		9
4		De CECCO Luciano	6	6	6	6		1
7		BERNASCONI Ignacio						0
8		CONCINA Leandro		18	1	1		7
9		CHAVEZ Lucas					4	0
10		ASCHEMACHER Rodrigo						0
11		GIACHETTA Franco	5	5	5	5		9
12	L	MEANA Martin	L	L	L	L		0
14		OCAMPO Lucas						0
18		GIANI Gaston	1	1	8	8		4
Head Coach: URIARTE Jon (ARG)								
Assistant Coach: ORDUNA Guillermo (ARG)								

PUR - Puerto Rico								
No	C/L	Name	1	2	3	4	5	Pts
1		RIVERA Jose	2	2	2	2		10
2	L	BERRIOS Gregory	L	L	L	L		0
4		RIVERA Victor	5	5	5	5		13
6		PEREZ Angel	1	1	1	1		5
8		PEREZ Ivan			6			0
9		RODRIGUEZ Luis	3	3	3	3		9
10		BIRD Victor				9		0
11		MUNIZ Roberto						0
12	C	SOTO Hector	4	4	4	4		21
13		MATIAS Alexis	6	6	9	6		0
14		MORALES Fernando	9	9		16		0
16		ESCALANTE Enrique	6	6	6	6		7
Head Coach: RUIZ Luis (PUR)								
Assistant Coach: PEREZ Jorge (PUR)								

TEAM AND PLAYER PERFORMANCES

Won	Total Atts	No	Name
54	127	Total Team	
16	42	1	MILINKOVIC Marcos
14	35	2	SCHOLTIS Gustavo
7	14	8	CONCINA Leandro
9	56	Total Team	
3	12	3	STEPANENKO Diego
2	12	2	SCHOLTIS Gustavo
2	8	11	GIACHETTA Franco
1	93	Total Team	
1	17	1	MILINKOVIC Marcos
28		Total Team	
92	276	Total Team	
18	70	1	MILINKOVIC Marcos

Scoring Skills
Spike
Block
Serve
Opp Error
Total
Best Scorer

Won	Total Atts	No	Name
57	130	Total Team	
20	51	12	SOTO Hector
12	22	4	RIVERA Victor
9	28	1	RIVERA Jose
6	48	Total Team	
2	12	9	RODRIGUEZ Luis
2	5	6	PEREZ Angel
1	9	12	SOTO Hector
2	97	Total Team	
1	16	1	RIVERA Jose
1	14	4	RIVERA Victor
33		Total Team	
98	275	Total Team	
21	73	12	SOTO Hector

Legend:

Atts	Attempts	C	Team Captain	L	Libero Player	L	Substitute Libero
n	Starting Line-Up where n=starting position on Court (i.e. positions 1 to 6)						
nn	Substitute where nn=jersey number of out going player		Opp	Opponent	Pts	Points scored	

Match Results

Informe del partido / Relatório da partida

P2

Match Duration: 1h22m
Spectators: 6,835

VEN vs USA
0 vs 3

Team	Sets	1	2	3	Total
VEN	0	19	22	20	61
USA	3	25	25	25	75
Playing Time		24m	27m	25m	1h16m

First Referee: LEON Pedro (CUB)

Second Referee: MACIAS Luis (MEX)

VEN - Venezuela								
No	C/L	Name	1	2	3	4	5	Pts
1		SISO Pedro						0
2		YUSTIZ Deivi					13	1
5		VALERA Rodman	2	1			17	0
6		LUNA Carlos				14	1	2
7		DIAZ Luis	3	2			4	11
11		GOMEZ Ernardo	5	4			6	14
12		TEJEDA Carlos						0
13		MARQUEZ Ivan	4	3			5	5
14	C	EREU Thomas	6	5			6	7
16	L	SILVA Jorge	L	L	L			0
17		BLANCO Juan Carlos			5		3	3
18		CEDEÑO Fredy	1	6			2	3
Head Coach:		NAVAJAS Ricardo (VEN)						
Assistant Coach:		OLIVEIRA Carlos (VEN)						

USA - United States of America								
No	C/L	Name	1	2	3	4	5	Pts
1		LEE David	4	5		4		11
2		ROONEY Sean	3	4		3		14
3	C	POLSTER Jim	6	1		6		3
4		TALIAFERRO Brandon						0
5	L	LAMBOURNE Richard	L	L	L			0
9		HEIN Andrew					14	0
11		BILLINGS Brook	5	6			5	12
12		OLREE Pieter			1		1	0
14		HANSEN Kevin	2	3			2	4
16		McKIENZIE David						0
17		THOMAS Delano	1	2			1	10
18		NIELSEN Nils						0
Head Coach:		LARSEN Ronald (USA)						
Assistant Coach:		SPERAW John (USA)						

TEAM AND PLAYER PERFORMANCES

Won	Total Atts	No	Name
38	86	Total Team	
13	27	11	GOMEZ Ernardo
9	23	7	DIAZ Luis
7	14	14	EREU Thomas
7	38	Total Team	
2	8	7	DIAZ Luis
2	5	17	BLANCO Juan Carlos
1	9	13	MARQUEZ Ivan
1	62	Total Team	
1	7	13	MARQUEZ Ivan
15		Total Team	
61	186	Total Team	
14	43	11	GOMEZ Ernardo

Scoring Skills
Spike
Block
Serve
Opp Error
Total
Best Scorer

Won	Total Atts	No	Name
39	76	Total Team	
12	20	2	ROONEY Sean
11	18	11	BILLINGS Brook
7	13	1	LEE David
10	50	Total Team	
4	16	1	LEE David
2	8	2	ROONEY Sean
2	8	14	HANSEN Kevin
5	74	Total Team	
3	18	17	THOMAS Delano
1	13	14	HANSEN Kevin
1	11	11	BILLINGS Brook
21		Total Team	
75	200	Total Team	
14	40	2	ROONEY Sean

Legend:

Atts	Attempts	C	Team Captain	L	Libero Player	L	Substitute Libero
n	Starting Line-Up where n=starting position on Court (i.e. positions 1 to 6)						
nn	Substitute where nn=jersey number of out going player		Opp	Opponent	Pts	Points scored	

Match Results

Informe del partido / Relatório da partida

P2

Match Duration: 1h54m
Spectators: 3,212

PUR vs VEN
1 vs 3

Team	Sets	1	2	3	4	Total
PUR	1	31	16	18	19	84
VEN	3	29	25	25	25	104
	Playing Time	32m	25m	25m	23m	1h45m

First Referee: ILKIW Taras (CAN)

Second Referee: LEON Pedro (CUB)

PUR - Puerto Rico								
No	C/L	Name	1	2	3	4	5	Pts
1		RIVERA Jose	2	2	2	1		10
2	L	BERRIOS Gregory	L	L	L	L		0
4		RIVERA Victor	5	5	5	4		8
6		PEREZ Angel	1	1	1	6		2
8		PEREZ Ivan		9				0
9		RODRIGUEZ Luis	3	3	6	2		7
10		BIRD Victor	9		16			0
11		MUNIZ Roberto		16		4		1
12	C	SOTO Hector	4	4	4	3		21
13		MATIAS Alexis	6		1	1		1
14		MORALES Fernando				6		0
16		ESCALANTE Enrique	6	6	3	5		7
Head Coach:		RUIZ Luis (PUR)						
Assistant Coach:		PEREZ Jorge (PUR)						

VEN - Venezuela								
No	C/L	Name	1	2	3	4	5	Pts
1		SISO Pedro						0
2		YUSTIZ Deivi	14		18			0
5		VALERA Rodman	1	2	1	2		1
6		LUNA Carlos						0
7		DIAZ Luis	2	3	2	3		14
11		GOMEZ Ernando	4	5	4	5		13
12		TEJEDA Carlos	5		5	5		1
13		MARQUEZ Ivan	3	4	3	4		21
14	C	EREU Thomas	5	6	5	6		12
16	L	SILVA Jorge	L	L	L	L		0
17		BLANCO Juan Carlos	18			11		0
18		CEDEÑO Fredy	6	1	6	1		9
Head Coach:		NAVAJAS Ricardo (VEN)						
Assistant Coach:		OLIVEIRA Carlos (VEN)						

TEAM AND PLAYER PERFORMANCES

Won	Total Atts	No	Name
48	126	Total Team	
19	46	12	SOTO Hector
8	24	1	RIVERA Jose
7	20	4	RIVERA Victor
7	52	Total Team	
2	9	16	ESCALANTE Enrique
1	13	9	RODRIGUEZ Luis
1	6	1	RIVERA Jose
2	85	Total Team	
1	14	1	RIVERA Jose
1	14	12	SOTO Hector
27		Total Team	
84	263	Total Team	
21	64	12	SOTO Hector

Scoring Skills
Spike
Block
Serve
Opp Error
Total
Best Scorer

Won	Total Atts	No	Name
55	117	Total Team	
15	19	13	MARQUEZ Ivan
13	28	7	DIAZ Luis
10	32	11	GOMEZ Ernando
7	53	Total Team	
2	14	13	MARQUEZ Ivan
2	13	18	CEDEÑO Fredy
2	8	14	EREU Thomas
9	103	Total Team	
4	21	13	MARQUEZ Ivan
3	14	11	GOMEZ Ernando
1	21	7	DIAZ Luis
33		Total Team	
104	273	Total Team	
21	54	13	MARQUEZ Ivan

Legend:

Atts	Attempts	C	Team Captain	L	Libero Player	L	Substitute Libero
n	Starting Line-Up where n=starting position on Court (i.e. positions 1 to 6)						
nn	Substitute where nn=jersey number of out going player		Opp	Opponent	Pts	Points scored	

Match Results

Informe del partido / Relatório da partida

P2

Match Duration: 1h19m
Spectators: 5,720

USA vs ARG
3 vs 0

Team	Sets	1	2	3	Total
USA	3	25	25	25	75
ARG	0	17	22	21	60
Playing Time		23m	24m	26m	1h13m

First Referee: MACIAS Luis (MEX)

Second Referee: MEDEIROS Dalmir (BRA)

USA - United States of America								
No	C/L	Name	1	2	3	4	5	Pts
1		LEE David	5	4	5			8
2		ROONEY Sean	4	3	4			11
3	C	POLSTER Jim	1	6	1			11
4		TALIAFERRO Brandon						0
5	L	LAMBOURNE Richard	L	L	L			0
9		HEIN Andrew	14		2			0
11		BILLINGS Brook	6	5	6			12
12		OLREE Pieter	1	1				0
14		HANSEN Kevin	3	2	3			3
16		McKIENZIE David			11			0
17		THOMAS Delano	2	1	2			10
18		NIELSEN Nils						0
Head Coach:		LARSEN Ronald (USA)						
Assistant Coach:		SPERAW John (USA)						

ARG - Argentina								
No	C/L	Name	1	2	3	4	5	Pts
1	C	MILINKOVIC Marcos	3	3				7
2		SCHOLTIS Gustavo	4	4	4			5
3		STEPANENKO Diego	2	2	2			4
4		De CECCO Luciano	6	6	6			2
7		BERNASCONI Ignacio	1					0
8		CONCINA Leandro	1	1	1			6
9		CHAVEZ Lucas	4	1	3			13
10		ASCHEMACHER Rodrigo	11	5	5			5
11		GIACHETTA Franco	5					0
12	L	MEANA Martin	L	L	L			0
14		OCAMPO Lucas						0
18		GIANI Gaston				8		0
Head Coach:		URIARTE Jon (ARG)						
Assistant Coach:		ORDUNA Guillermo (ARG)						

TEAM AND PLAYER PERFORMANCES

Won	Total Atts	No	Name
45	85	Total Team	
11	21	2	ROONEY Sean
11	19	11	BILLINGS Brook
9	16	3	POLSTER Jim
9	38	Total Team	
3	7	14	HANSEN Kevin
2	13	1	LEE David
2	4	3	POLSTER Jim
1	73	Total Team	
1	13	17	THOMAS Delano
20		Total Team	
75	196	Total Team	
12	32	11	BILLINGS Brook

Scoring Skills
Spike
Block
Serve
Opp Error
Total
Best Scorer

Won	Total Atts	No	Name
35	87	Total Team	
11	17	9	CHAVEZ Lucas
7	15	1	MILINKOVIC Marcos
5	18	2	SCHOLTIS Gustavo
4	33	Total Team	
2	9	3	STEPANENKO Diego
2	6	9	CHAVEZ Lucas
3	62	Total Team	
2	13	8	CONCINA Leandro
1	8	10	ASCHEMACHER Rodrigo
18		Total Team	
60	182	Total Team	
13	31	9	CHAVEZ Lucas

Legend:

Atts	Attempts	C	Team Captain	L	Libero Player	L	Substitute Libero
n	Starting Line-Up where n=starting position on Court (i.e. positions 1 to 6)	Opp	Opponent	Pts	Points scored		
nn	Substitute where nn=jersey number of out going player						

Match Results

Informe del partido / Relatório da partida

P2

Match Duration: 1h16m
Spectators: 3,615

VEN vs ARG
3 vs 0

Team	Sets	1	2	3	Total
VEN	3	25	25	25	75
ARG	0	17	21	21	59
Playing Time		22m	22m	26m	1h10m

First Referee: LEON Pedro (CUB)

Second Referee: ILKIW Taras (CAN)

VEN - Venezuela								
No	C/L	Name	1	2	3	4	5	Pts
1		SISO Pedro						0
2		YUSTIZ Deivi						0
5		VALERA Rodman	1	6	1			1
6		LUNA Carlos						0
7		DIAZ Luis	2	1	2			10
11		GOMEZ Ernardo	4	3	4			19
12		TEJEDA Carlos		5	14			1
13		MARQUEZ Ivan	3	2	3			6
14	C	EREU Thomas	5	4	5			15
16	L	SILVA Jorge	L	L	L			0
17		BLANCO Juan Carlos						0
18		CEDEÑO Fredy	6	5	6			5
Head Coach: NAVAJAS Ricardo (VEN)								
Assistant Coach: OLIVEIRA Carlos (VEN)								

ARG - Argentina								
No	C/L	Name	1	2	3	4	5	Pts
1	C	MILINKOVIC Marcos	3	7	7			2
2		SCHOLTIS Gustavo	4	5	5			9
3		STEPANENKO Diego	2	6	6			8
4		De CECCO Luciano	6	9	9			1
7		BERNASCONI Ignacio	1	1	1			2
8		CONCINA Leandro	1					3
9		CHAVEZ Lucas	4	4	4			8
10		ASCHEMACHER Rodrigo	11	3	3			2
11		GIACHETTA Franco	5					0
12	L	MEANA Martin	L	L	L			0
14		OCAMPO Lucas			18			3
18		GIANI Gaston	8	2	2			7
Head Coach: URIARTE Jon (ARG)								
Assistant Coach: ORDUNA Guillermo (ARG)								

TEAM AND PLAYER PERFORMANCES

Won	Total Atts	No	Name
47	82	Total Team	
16	27	11	GOMEZ Ernardo
14	25	14	EREU Thomas
8	16	7	DIAZ Luis
5	53	Total Team	
2	9	11	GOMEZ Ernardo
1	16	13	MARQUEZ Ivan
1	11	7	DIAZ Luis
5	73	Total Team	
1	20	7	DIAZ Luis
1	13	13	MARQUEZ Ivan
1	12	18	CEDEÑO Fredy
18		Total Team	
75	208	Total Team	
19	46	11	GOMEZ Ernardo

Scoring Skills
Spike
Block
Serve
Opp Error
Total
Best Scorer

Won	Total Atts	No	Name
37	93	Total Team	
8	22	2	SCHOLTIS Gustavo
7	15	9	CHAVEZ Lucas
7	12	18	GIANI Gaston
6	34	Total Team	
2	8	3	STEPANENKO Diego
1	4	4	De CECCO Luciano
1	4	7	BERNASCONI Ignacio
2	61	Total Team	
1	9	2	SCHOLTIS Gustavo
1	5	7	BERNASCONI Ignacio
14		Total Team	
59	188	Total Team	
9	34	2	SCHOLTIS Gustavo

Legend:

Atts	Attempts	C	Team Captain	L	Libero Player	L	Substitute Libero
n	Starting Line-Up where n=starting position on Court (i.e. positions 1 to 6)						
nn	Substitute where nn=jersey number of out going player		Opp	Opponent	Pts	Points scored	

Match Results

Informe del partido / Relatório da partida

P2

Match Duration: 1h27m
Spectators: 5,215

USA vs PUR
3 vs 0

Team	Sets	1	2	3	Total
USA	3	25	25	25	75
PUR	0	22	17	23	62
Playing Time		30m	24m	27m	1h21m

First Referee: CHARLES Brian (TRI)

Second Referee: MACIAS Luis (MEX)

USA - United States of America								
No	C/L	Name	1	2	3	4	5	Pts
1		LEE David	5	4	14			6
2		ROONEY Sean	4	3	4			14
3	C	POLSTER Jim	1	6	1			5
4		TALIAFERRO Brandon						0
5	L	LAMBOURNE Richard	L	L	L			0
9		HEIN Andrew		1	5			5
11		BILLINGS Brook	6	5	6			14
12		OLREE Pieter		3	9			0
14		HANSEN Kevin	3	2	3			2
16		McKIENZIE David		11				0
17		THOMAS Delano	2	1	2			5
18		NIELSEN Nils						0
Head Coach:		LARSEN Ronald (USA)						
Assistant Coach:		SPERAW John (USA)						

PUR - Puerto Rico								
No	C/L	Name	1	2	3	4	5	Pts
1		RIVERA Jose	1	2	1			12
2	L	BERRIOS Gregory	L	L	L			0
4		RIVERA Victor	4	5	4			10
6		PEREZ Angel	6	1	6			2
8		PEREZ Ivan						0
9		RODRIGUEZ Luis	2	3	2			8
10		BIRD Victor	9		16			0
11		MUNIZ Roberto		16				1
12	C	SOTO Hector	3	4	3			9
13		MATIAS Alexis	6	1	6			0
14		MORALES Fernando						0
16		ESCALANTE Enrique	5	6	5			3
Head Coach:		RUIZ Luis (PUR)						
Assistant Coach:		PEREZ Jorge (PUR)						

TEAM AND PLAYER PERFORMANCES

Won	Total Atts	No	Name
38	73	Total Team	
12	24	2	ROONEY Sean
11	15	11	BILLINGS Brook
5	7	9	HEIN Andrew
10	45	Total Team	
3	9	11	BILLINGS Brook
2	6	14	HANSEN Kevin
2	4	2	ROONEY Sean
3	73	Total Team	
2	15	17	THOMAS Delano
1	12	1	LEE David
24		Total Team	
75	191	Total Team	
14	42	2	ROONEY Sean

Scoring Skills
Spike
Block
Serve
Opp Error
Total
Best Scorer

Won	Total Atts	No	Name
38	90	Total Team	
9	30	12	SOTO Hector
9	19	4	RIVERA Victor
9	17	1	RIVERA Jose
3	33	Total Team	
1	6	16	ESCALANTE Enrique
1	5	6	PEREZ Angel
1	2	1	RIVERA Jose
4	64	Total Team	
2	13	1	RIVERA Jose
1	12	6	PEREZ Angel
1	12	4	RIVERA Victor
17		Total Team	
62	187	Total Team	
12	32	1	RIVERA Jose

Legend:

Atts	Attempts	C	Team Captain	L	Libero Player	L	Substitute Libero
n	Starting Line-Up where n=starting position on Court (i.e. positions 1 to 6)						
nn	Substitute where nn=jersey number of out going player		Opp	Opponent	Pts	Points scored	

Players Ranking by Skills

Clasificación de los jugadores por habilidad / Classificação dos Jogadores por Habilidade

As of 28 JUL 2007 at 23:26

P5

BEST SCORERS

Rk	No	Name	NOC	Spike	Block	Serve	Total
1	12	SOTO Hector	PUR	79	6	2	87
2	11	GOMEZ Ernardo	VEN	74	3	8	85
3	2	ROONEY Sean	USA	58	5	1	64
4	13	SIMON Roberlandy	CUB	40	22	1	63
5	11	BILLINGS Brook	USA	54	6	1	61
6	9	CHAVEZ Lucas	ARG	51	6	2	59
7	9	DUERDEN Paul	CAN	49	7	2	58
7	15	WINTERS Fred	CAN	50	5	3	58
7	4	RIVERA Victor	PUR	51	3	4	58
7	7	DIAZ Luis	VEN	51	5	2	58
11	7	CONTRERAS Ivan	MEX	50	6	-	56
12	2	SCHOLTIS Gustavo	ARG	49	3	3	55
12	13	MARQUEZ Ivan	VEN	37	8	10	55
14	7	GODOY FILHO Gilberto	BRA	40	4	6	50
14	4	MEYER Gustavo	MEX	44	5	1	50
14	14	EREU Thomas	VEN	46	2	2	50
17	15	CAMEJO Oriol	CUB	34	12	2	48
18	1	RIVERA Jose	PUR	37	4	4	45
18	1	LEE David	USA	32	12	1	45
20	9	NASCIMENTO Andre	BRA	36	2	6	44
20	14	GRAPENTINE Murray	CAN	30	12	2	44
20	9	RODRIGUEZ Luis	PUR	35	6	3	44
23	9	SANCHEZ Michael	CUB	34	6	3	43
23	3	POLSTER Jim	USA	37	4	2	43
25	17	THOMAS Delano	USA	27	6	9	42
26	18	AMARAL Dante	BRA	31	4	5	40
27	14	SANTANA Rodrigo	BRA	28	9	2	39
27	18	CUNDY Nicholas	CAN	36	2	1	39
29	10	YOUNGBERG Brett	CAN	26	10	1	37
29	10	JURQUIN Rolando	CUB	29	4	4	37
31	18	GIANI Gaston	ARG	34	2	-	36
31	7	SOONIAS Dallas	CAN	32	4	-	36
31	11	GARCIA Juan	MEX	31	3	2	36
34	3	STEPANENKO Diego	ARG	24	11	-	35
34	12	MARTELL Jose Luis	MEX	33	2	-	35
36	16	CORRALES Raydel	CUB	30	3	-	33
37	16	ESCALANTE Enrique	PUR	24	7	1	32
38	13	ENDRES Gustavo	BRA	17	8	5	30
38	12	IZNAGA Pedro	CUB	28	1	1	30
38	17	DOMINICO Osdelvis	CUB	24	5	1	30
41	1	MILINKOVIC Marcos	ARG	25	1	2	28
41	14	AGUILERA Tomas	MEX	24	2	2	28
43	18	CEDEÑO Fredy	VEN	18	6	2	26
44	11	GIACHETTA Franco	ARG	18	5	1	24
45	11	RODRIGUES Anderson	BRA	19	2	-	21
46	3	LEWIS Dan	CAN	19	-	1	20
47	8	CONCINA Leandro	ARG	15	-	2	17
48	6	FUCHS Samuel	BRA	13	-	2	15
49	14	HANSEN Kevin	USA	3	7	2	12
Tournament Totals				1803	300	128	2231


Players Ranking by Skills

Clasificación de los jugadores por habilidad / Classificação dos Jogadores por Habilidade


As of 28 JUL 2007 at 23:26

P5


BEST SPIKERS

Scoring Spikers		Rk	No	Name	NOC	Spikes	Faults	Shots	Total Attempts	Eff %
		1	2	ROONEY Sean	USA	58	10	46	114	42.11
		2	18	AMARAL Dante	BRA	31	7	20	58	41.38
		3	7	GODOY FILHO Gilberto	BRA	40	12	24	76	36.84
		4	9	NASCIMENTO Andre	BRA	36	8	35	79	35.44
		5	11	BILLINGS Brook	USA	54	20	23	97	35.05
		6	11	GOMEZ Ernardo	VEN	74	26	56	156	30.77
		7	4	RIVERA Victor	PUR	51	20	31	102	30.39
		8	9	CHAVEZ Lucas	ARG	51	17	46	114	29.82
		9	7	DIAZ Luis	VEN	51	19	39	109	29.36
		10	3	POLSTER Jim	USA	37	13	32	82	29.27
Limit										
15.00 %	Team Totals					1803	610	1512	3925	30.39

BEST BLOCKERS

Scoring Blockers		Rk	No	Name	NOC	Kill Blocks	Faults	Rebounds	Total Attempts	Avg by Set
		1	13	SIMON Roberlandy	CUB	22	21	34	77	1.22
		2	1	LEE David	USA	12	25	24	61	0.75
		3	14	GRAPENTINE Murray	CAN	12	23	19	54	0.67
		3	15	CAMEJO Oriol	CUB	12	16	15	43	0.67
		5	3	STEPANENKO Diego	ARG	11	18	18	47	0.61
		6	14	SANTANA Rodrigo	BRA	9	16	18	43	0.60
		7	10	YOUNGBERG Brett	CAN	10	16	31	57	0.56
		8	13	ENDRES Gustavo	BRA	8	15	13	36	0.53
		9	13	MARQUEZ Ivan	VEN	8	27	26	61	0.44
		10	14	HANSEN Kevin	USA	7	15	8	30	0.44
Team Totals						300	750	759	1809	2.21

BEST SERVERS

Scoring Servers		Rk	No	Name	NOC	Aces	Faults	Serve Hits	Total Attempts	Avg by Set
		1	17	THOMAS Delano	USA	9	18	46	73	0.56
		2	13	MARQUEZ Ivan	VEN	10	12	44	66	0.56
		3	11	GOMEZ Ernardo	VEN	8	8	49	65	0.44
		4	7	GODOY FILHO Gilberto	BRA	6	9	43	58	0.40
		4	9	NASCIMENTO Andre	BRA	6	12	30	48	0.40
		6	18	AMARAL Dante	BRA	5	13	29	47	0.33
		6	13	ENDRES Gustavo	BRA	5	6	30	41	0.33
		8	1	RIVERA Jose	PUR	4	7	61	72	0.24
		8	4	RIVERA Victor	PUR	4	8	46	58	0.24
		10	10	JURQUIN Rolando	CUB	4	8	19	31	0.22
Team Totals						128	474	2515	3117	0.94


Players Ranking by Skills

Clasificación de los jugadores por habilidad / Classificação dos Jogadores por Habilidade


As of 28 JUL 2007 at 23:26

P5


BEST DIGGERS

Non-scoring Diggers		Rk	No	Name	NOC	Digs	Faults	Receptions	Total Attempts	Avg by Set
		1	2	BERRIOS Gregory	PUR	67	37	7	111	3.94
		2	12	MEANA Martin	ARG	50	39	7	96	2.78
		3	1	BECERRA Mario Alberto	MEX	43	46	-	89	2.69
		4	12	WOLFENDEN Chris	CAN	45	35	8	88	2.50
		5	16	SILVA Jorge	VEN	44	36	1	81	2.44
		6	6	PEREZ Angel	PUR	40	29	3	72	2.35
		6	4	RIVERA Victor	PUR	40	23	1	64	2.35
		8	4	MEYER Gustavo	MEX	37	25	-	62	2.31
		9	5	LAMBOURNE Richard	USA	34	34	3	71	2.13
		10	6	GUTIERREZ Keibel	CUB	38	32	2	72	2.11
Team Totals						1468	1104	104	2676	10.79

BEST SETTERS

Non-scoring Setters		Rk	No	Name	NOC	Running Sets	Faults	Still Sets	Total Attempts	Avg by Set
		1	2	ELGARTEN Marcelo	BRA	137	1	149	287	9.13
		2	6	PEREZ Angel	PUR	152	2	246	400	8.94
		3	14	HANSEN Kevin	USA	110	1	201	312	6.88
		4	6	WILCOX Jeremy	CAN	113	3	166	282	6.28
		5	5	VALERA Rodman	VEN	105	2	250	357	5.83
		6	18	DIAZ Yoandry	CUB	100	1	244	345	5.56
		7	4	De CECCO Luciano	ARG	99	2	174	275	5.50
		8	8	RAMIREZ Ignacio	MEX	76	4	287	367	4.75
		9	5	MUNDAY Michael	CAN	64	2	95	161	3.56
		10	7	BERNASCONI Ignacio	ARG	50	2	131	183	2.78
Team Totals						1076	47	2642	3765	7.91

BEST RECEIVERS

Non-scoring Receivers		Rk	No	Name	NOC	Excellents	Faults	Serve Receptions	Total Attempts	Succ %
		1	10	SANTOS Sérgio	BRA	58	-	23	81	71.60
		2	1	BECERRA Mario Alberto	MEX	78	6	32	116	67.24
		3	4	MEYER Gustavo	MEX	70	4	34	108	64.81
		4	3	POLSTER Jim	USA	62	4	33	99	62.63
		5	2	BERRIOS Gregory	PUR	82	1	48	131	62.60
		6	12	WOLFENDEN Chris	CAN	69	4	39	112	61.61
		7	2	ROONEY Sean	USA	77	6	42	125	61.60
		8	1	RIVERA Jose	PUR	64	8	34	106	60.38
		9	2	SCHOLTIS Gustavo	ARG	112	6	70	188	59.57
		10	15	WINTERS Fred	CAN	62	7	36	105	59.05
Limit	25.00 %									
Team Totals						1474	127	1039	2640	55.83


Players Ranking by Skills

Clasificación de los jugadores por habilidad / Classificação dos Jogadores por Habilidade

As of 28 JUL 2007 at 23:26

P5

BEST LIBEROS

Non-scoring Liberos	Rk	No	Name	NOC	Excellents	Faults	In Play	Total Attempts	Succ %
	1	10	SANTOS Sérgio	BRA	87	15	28	130	66.92
	2	2	BERRIOS Gregory	PUR	149	38	55	242	61.57
	3	1	BECERRA Mario Alberto	MEX	121	52	32	205	59.02
	4	12	WOLFENDEN Chris	CAN	114	39	47	200	57.00
	5	6	GUTIERREZ Keibel	CUB	92	39	35	166	55.42
	6	12	MEANA Martin	ARG	97	41	39	177	54.80
	7	16	SILVA Jorge	VEN	109	46	56	211	51.66
	8	5	LAMBOURNE Richard	USA	65	37	37	139	46.76

Note:

Only players whose teams advanced to the quarterfinals are ranked.

Best scorers - 50 players are listed, except where ties would extend the list beyond 50 in which case the tied players are not listed.

Skills - 10 players are listed per skill, except where ties would extend the list beyond 10 in which case the tied players are not listed.

Legend:


Avg Average **Eff%** Efficiency **Rk** Rank **Succ %** Success %


Teams Ranking by Skills


Clasificación de los equipos por habilidades / Classificação das Equipes por Habilidades

As of 28 JUL 2007 at 23:28

P6

Scoring Spikers	Rk	Team	Spikes	Faults	Shots	Total Attempts	Eff %
	1	BRA - BRAZIL	203	43	129	375	42.67
	2	USA - UNITED STATES of AMERICA	221	65	150	436	35.78
	3	CUB - CUBA	229	73	163	465	33.55
	4	VEN - VENEZUELA	240	76	174	490	33.47
	5	CAN - CANADA	245	87	205	537	29.42
	6	PUR - PUERTO RICO	241	85	222	548	28.47
	7	ARG - ARGENTINA	230	97	239	566	23.50
	8	MEX - MEXICO	194	84	230	508	21.65
Tournament Totals			1803	610	1512	3925	30.39

Scoring Blockers	Rk	Team	Kill Blocks	Faults	Rebounds	Total Attempts	Avg by Set
	1	CUB - CUBA	61	98	120	279	3.39
	2	CAN - CANADA	46	95	101	242	2.56
	3	BRA - BRAZIL	38	91	70	199	2.53
	4	USA - UNITED STATES of AMERICA	40	91	79	210	2.50
	5	ARG - ARGENTINA	33	87	95	215	1.83
	6	PUR - PUERTO RICO	30	90	111	231	1.76
	7	VEN - VENEZUELA	29	106	102	237	1.61
	8	MEX - MEXICO	23	92	81	196	1.44
Tournament Totals			300	750	759	1809	2.21


Scoring Servers	Rk	Team	Aces	Faults	Serve Hits	Total Attempts	Avg by Set
	1	BRA - BRAZIL	28	54	290	372	1.87
	2	VEN - VENEZUELA	25	59	326	410	1.39
	3	USA - UNITED STATES of AMERICA	16	54	307	377	1.00
	4	PUR - PUERTO RICO	15	67	316	398	0.88
	5	CUB - CUBA	12	60	338	410	0.67
	5	CAN - CANADA	12	64	332	408	0.67
	5	ARG - ARGENTINA	12	57	336	405	0.67
	8	MEX - MEXICO	8	59	270	337	0.50
Tournament Totals			128	474	2515	3117	0.94


Teams Ranking by Skills


Clasificación de los equipos por habilidades / Classificação das Equipes por Habilidades

As of 28 JUL 2007 at 23:28

P6

Non-scoring Diggers	Rk	Team	Digs	Faults	Receptions	Total Attempts	Avg by Set
	1	PUR - PUERTO RICO	226	134	23	383	13.29
	2	MEX - MEXICO	199	138	8	345	12.44
	3	CAN - CANADA	206	148	21	375	11.44
	4	ARG - ARGENTINA	198	189	17	404	11.00
	5	VEN - VENEZUELA	183	137	7	327	10.17
	6	BRA - BRAZIL	147	98	10	255	9.80
	7	CUB - CUBA	164	141	7	312	9.11
	8	USA - UNITED STATES of AMERICA	145	119	11	275	9.06
Tournament Totals			1468	1104	104	2676	10.79

Non-scoring Setters	Rk	Team	Running Sets	Faults	Still Sets	Total Attempts	Avg by Set
	1	CAN - CANADA	178	9	342	529	9.89
	2	PUR - PUERTO RICO	167	7	343	517	9.82
	3	BRA - BRAZIL	146	3	213	362	9.73
	4	ARG - ARGENTINA	150	8	386	544	8.33
	5	USA - UNITED STATES of AMERICA	115	5	280	400	7.19
	6	VEN - VENEZUELA	122	4	353	479	6.78
	7	CUB - CUBA	106	3	333	442	5.89
	8	MEX - MEXICO	92	8	392	492	5.75
Tournament Totals			1076	47	2642	3765	7.91

Non-scoring Receivers	Rk	Name	Excellents	Faults	Serve Receptions	Total Attempts	Succ %
	1	MEX - MEXICO	199	15	115	329	60.49
	2	CAN - CANADA	211	14	131	356	59.27
	3	USA - UNITED STATES of AMERICA	174	13	110	297	58.59
	4	BRA - BRAZIL	138	9	96	243	56.79
	5	PUR - PUERTO RICO	193	16	132	341	56.60
	6	ARG - ARGENTINA	218	14	159	391	55.75
	7	CUB - CUBA	174	22	141	337	51.63
	8	VEN - VENEZUELA	167	24	155	346	48.27
Tournament Totals			1474	127	1039	2640	55.83

Note:
Only teams advancing to the quarterfinals are ranked.

Legend:
Avg Average Eff% Efficiency Rk Rank Succ % Success %

Pólo Aquático
Polo Acuático
Water Polo





Julio Delamare Aquatic Park
Parque Ac. Julio Delamare
Parque Aq. Julio Delamare

Water Polo
Polo Acuático / Polo Aquático

Women's
Femenino / Feminino

Medallists

Medallistas / Medalhistas

GOLD	SILVER	BRONZE
------	--------	--------

USA-USA

- 1 ARMSTRONG Elizabeth
- 2 PETRI Heather
- 3 FIGGE Erika
- 4 VILLA Brenda
- 5 WENGER Ashley Lauren
- 6 GOLDA Natalie
- 7 CARDENAS Patty
- 8 STEFFENS Jessica
- 9 WINDES Elsie
- 10 GREGORKA Alison
- 11 van NORMAN Moriah
- 12 CRAIG Kami
- 13 HIPP Jaime

CAN-CAN

- 1 RIDDELL Rachel
- 2 ALOGBO Krystina
- 3 LIZÉ Sandra
- 4 CSIKOS Emily
- 5 BEKHAZI Joelle
- 6 TOMIUK Rosanna
- 7 CAMPBELL Cora
- 8 PERREAULT Dominique
- 9 BRADEN Alison
- 10 ROBINSON Christine
- 11 CAMPBELL Tara
- 12 RADU Marina
- 13 LAMARRE Whynter

CUB-CUB

- 1 ZUNZUNEQUI Mairelis
- 2 DIAGO Yunieska
- 3 OMS Yadira
- 4 HERNANDEZ Hirovis
- 5 GUTIERREZ Danay
- 6 CABALLERO Yamira
- 7 GARLOBO Adriana
- 8 SOLER Olga
- 9 ANDREU Yanelis
- 10 FROMETA Lisandra
- 11 GUTIERREZ Leyanis
- 12 TRUFFIN Neldys
- 13 GOMEZ Cheila

Tournament Summary

Resumen del Torneo / Sumário do Torneo

Preliminary Round

Group A								Matches				Goals			Class. Points
Rank		USA	CAN	BRA	CUB	PUR	VEN	Played	Won	Lost	Ties	For	Against	Diff.	
1	USA		10-8	10-3	14-6	13-2	21-3	5	5	0	0	68	22	46	10
2	CAN	8-10		5-2	7-7	14-5	25-3	5	3	1	1	59	27	32	7
3	BRA	3-10	2-5		10-5	7-6	20-4	5	3	2	0	42	30	12	6
4	CUB	6-14	7-7	5-10		13-12	8-9	5	1	3	1	39	52	-13	3
5	PUR	2-13	5-14	6-7	12-13		11-10	5	1	4	0	36	57	-21	2
6	VEN	3-21	3-25	4-20	9-8	10-11		5	1	4	0	29	85	-56	2

Final Rounds

Date	Start Time	Phase	Match No.	Teams	Result
THU 19 JUL	15:00	Classification 5th-6th	16	PUR - VEN	13-7
	16:30	Semifinals	17	USA - CUB	16-3
	18:00	Semifinals	18	CAN - BRA	6-5
FRI 20 JUL	16:30	Bronze Medal Match	19	CUB - BRA	6-5
	18:00	Gold Medal Match	20	USA - CAN	6-4

Final Standings

Medal Rank	Team
Gold 1	USA-USA
Silver 2	CAN-CAN
Bronze 3	CUB-CUB
4	BRA-BRA
5	PUR-PUR
6	VEN-VEN

Note:

tbd* time of matches will be determined after the participating teams are known.



Julio Delamare Aquatic Park
Parque Ac. Julio Delamare
Parque Aq. Julio Delamare

14 JUL 2007
15:00

Water Polo
Polo Acuático / Polo Acuático

Women's
Femenino / Femenino

Preliminaries Group A
Preliminares Grupo A / Preliminares Grupo A

Results

Resultados / Resultados

Match No: 1

CUB 13 - 12 PUR
2:0, 4:2, 3:5, 4:5

Referees: FERNÁNDEZ Joaquín (ESP)
GOLDENBERG Michael (USA)

TWPC: BROCHERO Monica (ARG)

CUB - CUB (White)

Cap No.	Name	Estimated Time	Goals/Shots						AS	TF	ST	BL	SP	Personal Fouls					
			Total	%	A	C	X	5M						PS	CA	20C	20F	PF	EX
*1	ZUNZUNEQUI Mairelis	32:00	0/2	0.0	0/2														
2	DIAGO Yunieska	09:27	1/1	100.0															
3	OMS Yadira	12:08	1/1	100.0	1/1														
*4	HERNANDEZ Hirovis	24:00	4/7	57.1	1/4			2/2						3					
*5	GUTIERREZ Danay	19:47	5/10	50.0	1/2	2/3	2/5												
*6	CABALLERO Yamira	27:19	0/2	0.0	0/1												1	1	
7	GARLOBO Adriana	00:00																	
8	SOLER Olga	14:10																	
*9	ANDREU Yanelis	26:00	1/2	50.0	0/1		1/1											1	
*10	FROMETA Lisandra (C)	24:26	1/1	100.0	1/1													1	
*11	GUTIERREZ Leyanis	26:15										1/2						1	
12	TRUFFIN Neldys	07:58																1	
13	GOMEZ Cheila	00:00																	
Totals			13/26	50.0	4/12	2/3	5/8							3/4			3	3	1
Cap No.	Goalkeepers		Saves/Shots										Time Out						
			Total	%	A	C	X	5M	PS	CA									
*1	ZUNZUNEQUI Mairelis		12/24	50.0	10/12	0/3	2/4	0/1		0/4					Exclusions With Substitution				
Totals			12/24	50.0	10/12	0/3	2/4	0/1		0/4					Exclusions Without				
													Extra Player Goals						
													Extra Player						

PUR - PUR (Blue)

Cap No.	Name	Estimated Time	Goals/Shots						AS	TF	ST	BL	SP	Personal Fouls					
			Total	%	A	C	X	5M						PS	CA	20C	20F	PF	EX
*1	LABOY GONZALEZ Estefania	32:00																	
*2	MEDINA MONTERO Paola	24:49	1/5	20.0	0/3		1/1												
3	ORTIZ IRIZARRY Angelica	03:55																	
*4	ORTIZ IRIZARRY Amanda	31:20	4/5	80.0	0/1	2/2		1/1										1	
5	MARTINEZ COLOMER Carla	05:33	0/1	0.0			0/1												
6	BELEN OJEDA Adlin	00:00																	
*7	GARCIA Angelica	30:44	1/6	16.7	0/4		1/2						0/1						
*8	ORTIZ IRIZARRY Alejandra	12:30	0/1	0.0	0/1												1	3	
9	ROSARIO LEBRON Mairim	25:20	1/3	33.3	1/3												2		
*10	RALAT NAZARIO Anaid	20:53	3/6	50.0	0/2		0/1											1	
11	ORTIZ IRIZARRY Cristina	16:52	1/1	100.0	1/1													1	
*12	SALIB LOPEZ Francheska	19:21	1/5	20.0	0/3	1/1	0/1												
13	AROCHO SALGADO Mirelis (C)	00:00																	
Totals			12/33	36.4	2/18	3/3	2/6	1/1	0/1	4/4				1/4			3	6	
Cap No.	Goalkeepers		Saves/Shots										Time Out						
			Total	%	A	C	X	5M	PS	CA									
*1	LABOY GONZALEZ Estefania		6/19	31.6	4/8	0/2	1/6			1/3					Exclusions With Substitution				
Totals			6/19	31.6	4/8	0/2	1/6			1/3					Exclusions Without				
													Extra Player Goals						
													Extra Player						

CUB							
Team Shots	Goals	Saves	Missed	Post	Blocked	Total	%
Action	4	4		3	1	12	33.3
Centre	2				1	3	66.7
Extra Player	5	1		1	1	8	62.5
5m							
Penalty							
Counter Attack	2	1				3	66.7
Total	13	6		4	3	26	50.0

PUR							
Team Shots	Goals	Saves	Missed	Post	Blocked	Total	%
Action	2	10	3	3		18	11.1
Centre	3					3	100.0
Extra Player	2	2	1	1		6	33.3
5m	1					1	100.0
Penalty				1		1	0.0
Counter Attack	4					4	100.0
Total	12	12	4	5		33	36.4

Legend:

* Starting line-up	A Action shot	C Centre shot	X Extra player shot
5m 5 metre shot	PS Penalty shot	CA Counter attack	AS Assist
TF Turnover foul	ST Steals	BL Blocked shot	SP Sprint (won/sprints)
PF Penalty	TWPC Technical Water Polo Committee		
EX Exclusion (S - with substitution, N - without substitution)	20F 20 seconds exclusion in the field		
20C 20 seconds exclusion in the centre forward position			



Results

Resultados / Resultados

Match No: 2

USA 21 - 3 VEN
5:0, 8:0, 3:2, 5:1

Referees: DESLIERES Marie-Claude (CAN)
MEJIA Antonio (MEX)

TWPC: MUJICA Agustín (PUR)

USA - USA (White)

Cap No.	Name	Estimated Time	Goals/Shots							AS	TF	ST	BL	SP	Personal Fouls				
			Total	%	A	C	X	5M	PS						CA	20C	20F	PF	EX
*1	ARMSTRONG Elizabeth	32:00																	
*2	PETRI Heather	20:03																	
3	FIGGE Erika	16:00	0/1	0.0	0/1								1		1/2				
*4	VILLA Brenda (C)	20:52	3/4	75.0	0/1		2/2		1/1						1/2				
*5	WENGER Ashley Lauren	23:05	3/4	75.0	2/3		1/1						1						1
6	GOLDA Natalie	16:00	2/3	66.7	2/3								3						1
*7	CARDENAS Patty	16:00																	
8	STEFFENS Jessica	16:00	2/2	100.0	2/2														1
*9	WINDES Elsie	16:00	0/2	0.0	0/2								1						
10	GREGORKA Alison	16:00	3/3	100.0	2/2				1/1										
*11	van NORMAN Moriah	15:01	2/4	50.0		2/4				1	2								1
12	CRAIG Kami	16:59	6/6	100.0		6/6				2	1								1
13	HIPP Jaime	00:00																	
Totals			21/29	72.4	8/14	8/10	3/3		1/1	1/1	2	4	7	1	2/4	3	2		
Cap No.	Goalkeepers	Saves/Shots							Time Out										
		Total	%	A	C	X	5M	PS	CA	Exclusions With Substitution	Exclusions Without								
*1	ARMSTRONG Elizabeth	5/8	62.5	3/3	1/2	0/2	1/1			0	0								
Totals		5/8	62.5	3/3	1/2	0/2	1/1			0	0								

Time Out	0
Exclusions With Substitution	0
Exclusions Without	0
Extra Player Goals	3
Extra Player	3

VEN - VEN (Blue)

Cap No.	Name	Estimated Time	Goals/Shots							AS	TF	ST	BL	SP	Personal Fouls				
			Total	%	A	C	X	5M	PS						CA	20C	20F	PF	EX
*1	VILAR Xomar	20:38																	
2	FLORES Alejandra	04:10									1								
*3	REGO Selene (C)	13:38	0/1	0.0			0/1												1
4	ALVARADO Jesvia	26:07										1	1						1
5	BASTARDO Yessenia	10:25																	
*6	SUAREZ Thais	30:29	0/1	0.0	0/1					1	2								
*7	GALUE Rocio	29:49	0/1	0.0	0/1							1							2
*8	RIVERO Stephanie	20:48	2/4	50.0		1/2	1/2				5								
9	BARRETO Roxana	00:00																	
*10	GODOY Fabiola	24:32											1						
*11	AGUILAR Gregory	32:00	1/6	16.7	0/4		1/1	0/1					1	2/4					
12	TROSEL GARRIDO Maria Jose	00:00																	
13	GOGOY NODALES Lorena	11:22																	
Totals			3/13	23.1	0/5	1/3	2/3	0/2			1	6	6	1	2/4	3			1
Cap No.	Goalkeepers	Saves/Shots							Time Out										
		Total	%	A	C	X	5M	PS	CA	Exclusions With Substitution	Exclusions Without								
*1	VILAR Xomar	3/18	16.7	1/8	2/5	0/3		0/1	0/1	0	0								
13	GOGOY NODALES Lorena	2/8	25.0	2/3	0/5					0	0								
Totals		5/26	19.2	3/11	2/10	0/3		0/1	0/1	0	0								

Time Out	2
Exclusions With Substitution	0
Exclusions Without	0
Extra Player Goals	2
Extra Player	5

USA							
Team Shots	Goals	Saves	Missed	Post	Blocked	Total	%
Action	8	3	1	1	1	14	57.1
Centre	8	2				10	80.0
Extra Player	3					3	100.0
5m							
Penalty	1					1	100.0
Counter Attack	1					1	100.0
Total	21	5	1	1	1	29	72.4

VEN							
Team Shots	Goals	Saves	Missed	Post	Blocked	Total	%
Action		3	2			5	0.0
Centre	1	1	1			3	33.3
Extra Player	2				1	3	66.7
5m		1		1		2	0.0
Penalty							
Counter Attack							
Total	3	5	3	1	1	13	23.1

Legend:

*	Starting line-up	A	Action shot	C	Centre shot	X	Extra player shot
5m	5 metre shot	PS	Penalty shot	CA	Counter attack	AS	Assist
TF	Turnover foul	ST	Steals	BL	Blocked shot	SP	Sprint (won/sprints)
PF	Penalty			TWPC	Technical Water Polo Committee		
EX	Exclusion (S - with substitution, N - without substitution)			20F	20 seconds exclusion in the field		
20C	20 seconds exclusion in the centre forward position						



Julio Delamare Aquatic Park
Parque Ac. Julio Delamare
Parque Aq. Julio Delamare

14 JUL 2007
18:00

Water Polo
Polo Acuático / Polo Aquático

Women's
Femenino / Feminino

Preliminaries Group A
Preliminares Grupo A / Preliminares Grupo A

Results

Resultados / Resultados

Match No: 3

CAN 5 - 2 BRA
1:1, 0:0, 1:0, 3:1

Referees: MENENDEZ Juan C. (CUB)
DEL VALLE Genaro (PUR)

TWPC: HERNANDEZ Megan (USA)

CAN - CAN (White)

Cap No.	Name	Estimated Time	Goals/Shots							AS	TF	ST	BL	SP	Personal Fouls			
			Total	%	A	C	X	5M	PS						CA	20C	20F	PF
*1	RIDDELL Rachel	31:59																
2	ALOGBO Krystina	00:00																
3	LIZÉ Sandra	10:52	0/1	0.0	0/1													
4	CSIKOS Emily	16:03	1/3	33.3	1/3						1	1						
*5	BEKHAZI Joelle	22:13	1/2	50.0	0/1			1/1									2	
6	TOMIUK Rosanna	08:00	0/2	0.0	0/1			0/1										
7	CAMPBELL Cora (C)	00:00																
*8	PERREAULT Dominique	23:41	0/5	0.0	0/5							1		3/4			1	
*9	BRADEN Alison	25:48									2	1						
*10	ROBINSON Christine	31:59	0/1	0.0		0/1					1							
*11	CAMPBELL Tara	28:05	0/4	0.0	0/2			0/2				1	1				2	
*12	RADU Marina	25:13	3/9	33.3	2/7			1/1	0/1									
13	LAMARRE Whynter	00:00																
Totals			5/27	18.5	3/20	0/1	2/5	0/1				4	4	1	3/4		3	2
Cap No.	Goalkeepers	Saves/Shots											Time Out					
		Total	%	A	C	X	5M	PS	CA									
*1	RIDDELL Rachel	10/12	83.3	7/8	1/1	1/2			1/1					1				
Totals		10/12	83.3	7/8	1/1	1/2			1/1					0				
Totals		10/12	83.3	7/8	1/1	1/2			1/1					0				
Totals														2				
Totals														5				

BRA - BRA (Blue)

Cap No.	Name	Estimated Time	Goals/Shots							AS	TF	ST	BL	SP	Personal Fouls			
			Total	%	A	C	X	5M	PS						CA	20C	20F	PF
*1	OLIVEIRA Tess	31:59										1						
*2	VASCONCELOS Ana	11:54	0/2	0.0	0/2												1	
*3	FERNANDES Flavia (C)	23:42	0/4	0.0	0/4							1						
*4	CANETTI Marina	20:46										1	1					
5	HENRIQUES Andrea	20:02	0/2	0.0	0/1			0/1						0/1				
6	CANETTI Cecilia	08:51	0/2	0.0	0/1			0/1									1	
7	OLIVEIRA Amanda	19:29	0/4	0.0	0/4													
8	CARVALHO Luiza	10:20	0/4	0.0	0/3				0/1								1	
*9	LISSONI Fernanda	16:51	1/2	50.0	1/2						1	1					2	
*10	PEDROSA Camila	21:31	1/6	16.7	0/4			1/2			1	1	1	1/2				
11	AMARO Maria Barbara	10:50	0/1	0.0	0/1							1						
*12	TENO Melina	27:38	0/5	0.0	0/5								1	0/1				
13	CANETTI Manuela	00:00																
Totals			2/32	6.3	1/24	0/3	1/3	0/1	0/1			2	6	3	1/4		4	1
Cap No.	Goalkeepers	Saves/Shots											Time Out					
		Total	%	A	C	X	5M	PS	CA									
*1	OLIVEIRA Tess	11/16	68.8	8/11		2/4	1/1							2				
Totals		11/16	68.8	8/11		2/4	1/1							0				
Totals														0				
Totals														1				
Totals														5				

CAN							
Team Shots	Goals	Saves	Missed	Post	Blocked	Total	%
Action	3	8	4	2	3	20	15.0
Centre				1		1	0.0
Extra Player	2	2	1			5	40.0
5m		1				1	0.0
Penalty							
Counter Attack							
Total	5	11	5	3	3	27	18.5

BRA							
Team Shots	Goals	Saves	Missed	Post	Blocked	Total	%
Action	1	7	7	8	1	24	4.2
Centre		1	2			3	0.0
Extra Player	1	1		1		3	33.3
5m			1			1	0.0
Penalty							
Counter Attack		1				1	0.0
Total	2	10	10	9	1	32	6.3

Legend:

*	Starting line-up	A	Action shot	C	Centre shot	X	Extra player shot
5m	5 metre shot	PS	Penalty shot	CA	Counter attack	AS	Assist
TF	Turnover foul	ST	Steals	BL	Blocked shot	SP	Sprint (won/sprints)
PF	Penalty			TWPC	Technical Water Polo Committee		
EX	Exclusion (S - with substitution, N - without substitution)			20F	20 seconds exclusion in the field		
20C	20 seconds exclusion in the centre forward position						



Results

Resultados / Resultados

Match No: 4

PUR 5 - 14 CAN

2:4, 1:5, 0:2, 2:3

Referees: WERNER José (BRA)
MADERA Raul (CUB)

TWPC: HERNANDEZ Megan (USA)

PUR - PUR (White)

Cap No.	Name	Estimated Time	Goals/Shots							AS	TF	ST	BL	SP	Personal Fouls				
			Total	%	A	C	X	5M	PS						CA	20C	20F	PF	EX
*1	LABOY GONZALEZ Estefania	23:51																	
*2	MEDINA MONTERO Paola	22:53	2/6	33.3	1/5				1/1				1	0/1					
3	ORTIZ IRIZARRY Angelica	02:49																	
*4	ORTIZ IRIZARRY Amanda	22:41	2/3	66.7				1/2		1/1			1						
5	MARTINEZ COLOMER Carla	08:00	0/1	0.0					0/1										
6	BELEN OJEDA Adlin	02:45	0/1	0.0				0/1											
*7	GARCIA Angelica	29:30	1/4	25.0	0/1			1/2	0/1			2	1						
*8	ORTIZ IRIZARRY Alejandra	23:09	0/1	0.0	0/1							4	1	0/1			1		
9	ROSARIO LEBRON Mairim	18:16	0/1	0.0	0/1												1		
*10	RALAT NAZARIO Anaid	16:46	0/1	0.0	0/1							1	1	0/2			3		
11	ORTIZ IRIZARRY Cristina	16:50										1					3		
*12	SALIB LOPEZ Francheska	27:36	0/1	0.0	0/1														
13	AROCHO SALGADO Mirelis (C)	08:06																	
Totals			5/19	26.3	1/10			2/5	0/2	1/1	1/1			0/4			1	7	
Cap No.		Goalkeepers		Saves/Shots							Time Out								
Total	%	A	C	X	5M	PS	CA	20C	20F	PF	EX								
*1	LABOY GONZALEZ Estefania	6/18	33.3	4/11			1/5	1/2				2							
13	AROCHO SALGADO Mirelis (C)	0/2	0.0	0/1					0/1			0							
Totals		6/20	30.0	4/12			1/5	1/2	0/1			2							
Totals									Extra Player Goals			2							
Totals									Extra Player			10							

CAN - CAN (Blue)

Cap No.	Name	Estimated Time	Goals/Shots							AS	TF	ST	BL	SP	Personal Fouls					
			Total	%	A	C	X	5M	PS						CA	20C	20F	PF	EX	
*1	RIDDELL Rachel	16:00																		
2	ALOGBO Krystina	04:58									1									
3	LIZÉ Sandra	14:42	0/1	0.0	0/1							1	1	1						
4	CSIKOS Emily	18:06	1/3	33.3	0/1			1/2									1			
*5	BEKHAZI Joelle	27:21	3/5	60.0	3/4					0/1			3				1	1		
6	TOMIUK Rosanna	18:06	0/1	0.0	0/1							1					2	1		
7	CAMPBELL Cora (C)	00:57																		
*8	PERREAU Dominique	21:01	2/2	100.0	1/1			1/1				1		3/3			1			
*9	BRADEN Alison	26:09	4/7	57.1	4/7							3						1		
*10	ROBINSON Christine	23:26	0/2	0.0		0/1	0/1					1		1/1			1			
*11	CAMPBELL Tara	16:57	1/2	50.0	0/1			1/1					1	1			1			
*12	RADU Marina	19:23	3/5	60.0	0/1			1/1	1/2	1/1		2		1			1			
13	LAMARRE Whynter	16:33																		
Totals			14/28	50.0	8/17	0/1	4/6	1/2	1/2	1/2		3	2	11	3	4/4		7	3	1
Cap No.		Goalkeepers		Saves/Shots							Time Out									
Total	%	A	C	X	5M	PS	CA	20C	20F	PF	EX									
*1	RIDDELL Rachel	2/5	40.0	2/2			0/2	0/1				1								
13	LAMARRE Whynter	2/4	50.0	2/3				0/1				0								
Totals		4/9	44.4	4/5			0/2	0/1	0/1			4								
Totals									Extra Player Goals			4								
Totals									Extra Player			8								

PUR							
Team Shots	Goals	Saves	Missed	Post	Blocked	Total	%
Action	1	4	2	2	1	10	10.0
Centre							
Extra Player	2		2		1	5	40.0
5m				1	1	2	0.0
Penalty	1					1	100.0
Counter Attack	1					1	100.0
Total	5	4	4	3	3	19	26.3

CAN							
Team Shots	Goals	Saves	Missed	Post	Blocked	Total	%
Action	8	4	2	2	1	17	47.1
Centre					1	1	0.0
Extra Player	4	1		1		6	66.7
5m	1	1				2	50.0
Penalty							
Counter Attack	1			1		2	50.0
Total	14	6	2	4	2	28	50.0

Legend:

* Starting line-up	A Action shot	C Centre shot	X Extra player shot
5m 5 metre shot	PS Penalty shot	CA Counter attack	AS Assist
TF Turnover foul	ST Steals	BL Blocked shot	SP Sprint (won/sprints)
PF Penalty	TWPC Technical Water Polo Committee		
EX Exclusion (S - with substitution, N - without substitution)	20F 20 seconds exclusion in the field		
20C 20 seconds exclusion in the centre forward position			



Results

Resultados / Resultados

Match No: 5

USA 14 - 6 CUB
3:3, 3:1, 4:1, 4:1

Referees: PATELLI JR. Decio (BRA)
CONTRERAS Luis (VEN)

TWPC: MUJICA Agustín (PUR)

USA - USA (White)

Cap No.	Name	Estimated Time	Goals/Shots								AS	TF	ST	BL	SP	Personal Fouls			
			Total	%	A	C	X	5M	PS	CA						20C	20F	PF	EX
1	ARMSTRONG Elizabeth	00:00																	
*2	PETRI Heather	15:03												1/1				1	
3	FIGGE Erika	16:57	0/1	0.0	0/1								2						
*4	VILLA Brenda (C)	20:29	1/5	20.0	1/4			0/1					1						
*5	WENGER Ashley Lauren	23:35	1/4	25.0	1/3			0/1					1	2					
6	GOLDA Natalie	21:17	4/7	57.1	3/6				1/1				2	1				1	
*7	CARDENAS Patty	14:38	2/5	40.0	1/4								1/1				1		
8	STEFFENS Jessica	16:27	2/3	66.7	2/3								1					2	
*9	WINDES Elsie	18:44	1/3	33.3	1/3													1	
10	GREGORKA Alison	13:43	2/5	40.0	2/4			0/1									1	1	
*11	van NORMAN Moriah	14:32	1/2	50.0		1/2							4	1				1	
12	CRAIG Kami	16:35	0/4	0.0	0/1	0/3							1						
*13	HIPP Jaime	32:00																	
Totals			14/39	35.9	11/29	1/5	0/1	0/2	1/1	1/1				5	8	3	4/4	4	5
Cap No.	Goalkeepers		Saves/Shots								Time Out								
			Total	%	A	C	X	5M	PS	CA									
*13	HIPP Jaime		8/14	57.1	4/8	3/3	0/2	1/1			Exclusions With Substitution 0								
Totals			8/14	57.1	4/8	3/3	0/2	1/1			Exclusions Without 0								
											Extra Player Goals 2								
											Extra Player 6								

CUB - CUB (Blue)

Cap No.	Name	Estimated Time	Goals/Shots								AS	TF	ST	BL	SP	Personal Fouls				
			Total	%	A	C	X	5M	PS	CA						20C	20F	PF	EX	
*1	ZUNZUNEQUI Mairelis	32:00																		
2	DIAGO Yunieska	09:33											1	1				1		
3	OMS Yadira	10:23																		
*4	HERNANDEZ Hirovis	22:43	1/6	16.7	1/4		0/1	0/1					1		1					
*5	GUTIERREZ Danay	22:03	2/4	50.0	0/1	0/1	2/2						3		1					
*6	CABALLERO Yamira	27:33	2/4	50.0	2/4								1	1		0/1		1		
7	GARLOBO Adriana	00:00																		
8	SOLER Olga	09:57	0/2	0.0		0/2							3					1		
*9	ANDREU Yanelis	20:50	0/1	0.0	0/1													1		
*10	FROMETA Lisandra (C)	26:54	0/2	0.0	0/1		0/1									1		1		
*11	GUTIERREZ Leyanis	29:09	1/1	100.0	1/1								1				1	1		
12	TRUFFIN Neldys	12:30	0/1	0.0	0/1															
13	GOMEZ Cheila	00:00																		
Totals			6/21	28.6	4/13	0/3	2/4	0/1					1	8	3	3	0/5	1	5	1
Cap No.	Goalkeepers		Saves/Shots								Time Out									
			Total	%	A	C	X	5M	PS	CA										
*1	ZUNZUNEQUI Mairelis		11/25	44.0	9/20	2/3			0/1	0/1	Exclusions With Substitution 0									
Totals			11/25	44.0	9/20	2/3			0/1	0/1	Exclusions Without 0									
											Extra Player Goals 2									
											Extra Player 9									

USA							
Team Shots	Goals	Saves	Missed	Post	Blocked	Total	%
Action	11	9	2	5	2	29	37.9
Centre	1	2	1	1		5	20.0
Extra Player			1			1	0.0
5m			1		1	2	0.0
Penalty	1					1	100.0
Counter Attack	1					1	100.0
Total	14	11	5	6	3	39	35.9

CUB							
Team Shots	Goals	Saves	Missed	Post	Blocked	Total	%
Action	4	4	3	1	1	13	30.8
Centre		3				3	0.0
Extra Player	2			1	1	4	50.0
5m		1				1	0.0
Penalty							
Counter Attack							
Total	6	8	3	2	2	21	28.6

Legend:

* Starting line-up	A Action shot	C Centre shot	X Extra player shot
5m 5 metre shot	PS Penalty shot	CA Counter attack	AS Assist
TF Turnover foul	ST Steals	BL Blocked shot	SP Sprint (won/sprints)
PF Penalty		TWPC Technical Water Polo Committee	
EX Exclusion (S - with substitution, N - without substitution)		20F 20 seconds exclusion in the field	
20C 20 seconds exclusion in the centre forward position			



Results

Resultados / Resultados

Match No: 6

VEN 4 - 20 BRA
1:2, 2:5, 1:7, 0:6

Referees: COTE Carlos (COL)
POGGI Daniel (ARG)

TWPC: SHAW Bill (CAN)

VEN - VEN (White)

Cap No.	Name	Estimated Time	Goals/Shots							AS	TF	ST	BL	SP	Personal Fouls				
			Total	%	A	C	X	5M	PS						CA	20C	20F	PF	EX
*1	VILAR Xomar	27:42																	
2	FLORES Alejandra	10:35	1/3	33.3	1/3														
3	REGO Selene (C)	00:00																	
*4	ALVARADO Jesvia	20:24	2/5	40.0	0/3		2/2					2					1		
5	BASTARDO Yessenia	23:23											1						
*6	SUAREZ Thais	24:53										2							
*7	GALUE Rocio	21:34											2				1	2	
*8	RIVERO Stephanie	20:43	1/3	33.3	0/1	1/1	0/1					1							
9	BARRETO Roxana	05:11	0/1	0.0	0/1														
*10	GODOY Fabiola	23:01	0/3	0.0	0/3							1						1	
*11	AGUILAR Gregory	32:00	0/3	0.0	0/3								1					1	
12	TROSEL GARRIDO Maria Jose	10:16	0/1	0.0	0/1														
13	GOGOY NODALES Lorena	04:18																	
Totals			4/19	21.1	1/15	1/1	2/3					4	5	1	0/4	2	4		
Goalkeepers			Saves/Shots							Time Out				2					
Cap No.			Total	%	A	C	X	5M	PS	CA	Exclusions With Substitution				0				
*1	VILAR Xomar		3/20	15.0	3/8	0/6	0/4				Exclusions Without				0				
13	GOGOY NODALES Lorena		1/4	25.0		1/1					Extra Player Goals				2				
Totals			4/24	16.7	3/8	1/7	0/4				Extra Player				7				

BRA - BRA (Blue)

Cap No.	Name	Estimated Time	Goals/Shots							AS	TF	ST	BL	SP	Personal Fouls					
			Total	%	A	C	X	5M	PS						CA	20C	20F	PF	EX	
*1	OLIVEIRA Tess	32:00																		
2	VASCONCELOS Ana	11:58	2/2	100.0		1/1	1/1										1	1		
3	FERNANDES Flavia (C)	23:42	3/4	75.0	0/1					3/3	1	1	1							
4	CANETTI Marina	22:07	4/6	66.7		4/6							1							
5	HENRIQUES Andrea	21:11	2/3	66.7	1/2		1/1				1	1								
*6	CANETTI Cecilia	13:14											1							1
*7	OLIVEIRA Amanda	18:13	1/2	50.0	0/1					1/1	1	1	1							
*8	CARVALHO Luiza	10:28	1/2	50.0		1/2					1	3								
*9	LISSONI Fernanda	19:59	1/1	100.0	1/1						2	1								1
*10	PEDROSA Camila	19:04	6/6	100.0	3/3		2/2			1/1		1	1							
11	AMARO Maria Barbara	14:25																		
*12	TENO Melina	17:39	0/2	0.0	0/1		0/1				1		1						1	2
13	CANETTI Manuela	00:00																		
Totals			20/28	71.4	5/9	6/9	4/5			5/5	7	8	8	1	4/4	3	4			
Goalkeepers			Saves/Shots							Time Out				0						
Cap No.			Total	%	A	C	X	5M	PS	CA	Exclusions With Substitution				0					
*1	OLIVEIRA Tess		10/14	71.4	10/11	0/1	0/2				Exclusions Without				0					
Totals			10/14	71.4	10/11	0/1	0/2				Extra Player Goals				4					
									Extra Player				6							

VEN							
Team Shots	Goals	Saves	Missed	Post	Blocked	Total	%
Action	1	10	3	1		15	6.7
Centre	1					1	100.0
Extra Player	2				1	3	66.7
5m							
Penalty							
Counter Attack							
Total	4	10	3	1	1	19	21.1

BRA							
Team Shots	Goals	Saves	Missed	Post	Blocked	Total	%
Action	5	3			1	9	55.6
Centre	6	1	1	1		9	66.7
Extra Player	4		1			5	80.0
5m							
Penalty							
Counter Attack	5					5	100.0
Total	20	4	2	1	1	28	71.4

Legend:

* Starting line-up	A Action shot	C Centre shot	X Extra player shot
5m 5 metre shot	PS Penalty shot	CA Counter attack	AS Assist
TF Turnover foul	ST Steals	BL Blocked shot	SP Sprint (won/sprints)
PF Penalty		TWPC Technical Water Polo Committee	
EX Exclusion (S - with substitution, N - without substitution)		20F 20 seconds exclusion in the field	



Results

Resultados / Resultados

Match No: 7

CUB 8 - 9 VEN

2:1, 3:1, 1:4, 2:3

Referees: PATELLI JR. Decio (BRA)
POGGI Daniel (ARG)

TWPC: SHAW Bill (CAN)

CUB - CUB (White)

Cap No.	Name	Estimated Time	Goals/Shots							AS	TF	ST	BL	SP	Personal Fouls				
			Total	%	A	C	X	5M	PS						CA	20C	20F	PF	EX
*1	ZUNZUNEQUI Mairelis	16:03																	
2	DIAGO Yunieska	05:50															1		
3	OMS Yadira	09:21																	
*4	HERNANDEZ Hirovis	24:51	3/6	50.0	1/4			2/2				1	1						
*5	GUTIERREZ Danay	19:55	3/7	42.9	0/2	0/2	2/2		1/1			3							
*6	CABALLERO Yamira	29:36	0/2	0.0		0/1	0/1							0/1					
7	GARLOBO Adriana	02:28											1						
8	SOLER Olga	10:33										1							
*9	ANDREU Yanelis	23:18	0/1	0.0	0/1								1				3		
*10	FROMETA Lisandra (C)	22:12	1/4	25.0				1/4									2		
*11	GUTIERREZ Leyanis	29:57	1/5	20.0	0/3							1	1	1/3					
12	TRUFFIN Neldys	13:59	0/2	0.0			0/2										2	1	
13	GOMEZ Cheila	15:57																	
Totals			8/27	29.6	1/10	0/3	5/11		1/1	1/2		6	4	1/4		8	1		
Cap No.	Goalkeepers	Estimated Time	Saves/Shots							Time Out									
			Total	%	A	C	X	5M	PS	CA	Exclusions With Substitution	Exclusions Without	Extra Player Goals	Extra Player					
*1	ZUNZUNEQUI Mairelis		10/15	66.7	5/9	3/3	2/3											1	
13	GOMEZ Cheila		3/7	42.9	1/3	2/2	0/2											0	
Totals			13/22	59.1	6/12	5/5	2/5											5	11

VEN - VEN (Blue)

Cap No.	Name	Estimated Time	Goals/Shots							AS	TF	ST	BL	SP	Personal Fouls				
			Total	%	A	C	X	5M	PS						CA	20C	20F	PF	EX
*1	VILAR Xomar	15:58																1	
2	FLORES Alejandra	01:16																	
*3	REGO Selene (C)	22:11	0/3	0.0		0/3					2								
*4	ALVARADO Jesvia	24:03	2/8	25.0	2/7		0/1						1				2	1	
5	BASTARDO Yessenia	08:10	1/1	100.0			1/1							1				1	
6	SUAREZ Thais	19:53	0/1	0.0			0/1				3						1	1	
*7	GALVE Rocio	31:08	2/5	40.0	2/4		0/1						1	1	1			1	
*8	RIVERO Stephanie	24:05	2/5	40.0		0/2	2/3				1							1	
9	BARRETO Roxana	00:00																	
*10	GODOY Fabiola	31:13	0/2	0.0	0/1		0/1										2		
*11	AGUILAR Gregory	29:41	2/5	40.0	2/5								1	3/4			1		
12	TROSEL GARRIDO Maria Jose	00:00																	
13	GOGOY NODALES Lorena	16:02																	
Totals			9/30	30.0	6/17	0/5	3/8				6	3	2	3/4		7	4	1	
Cap No.	Goalkeepers	Estimated Time	Saves/Shots							Time Out									
			Total	%	A	C	X	5M	PS	CA	Exclusions With Substitution	Exclusions Without	Extra Player Goals	Extra Player					
*1	VILAR Xomar		1/7	14.3	0/1		0/3		0/1	1/2								2	
13	GOGOY NODALES Lorena		3/5	60.0	1/1	1/1	1/3											0	
Totals			4/12	33.3	1/2	1/1	1/6		0/1	1/2								3	9

CUB							
Team Shots	Goals	Saves	Missed	Post	Blocked	Total	%
Action	1	1	3	4	1	10	10.0
Centre		1		2		3	0.0
Extra Player	5	1	2	2	1	11	45.5
5m							
Penalty	1					1	100.0
Counter Attack	1	1				2	50.0
Total	8	4	5	8	2	27	29.6

VEN							
Team Shots	Goals	Saves	Missed	Post	Blocked	Total	%
Action	6	6	1	4		17	35.3
Centre		5				5	0.0
Extra Player	3	2	2	1		8	37.5
5m							
Penalty							
Counter Attack							
Total	9	13	3	5		30	30.0

Legend:

* Starting line-up	A Action shot	C Centre shot	X Extra player shot
5m 5 metre shot	PS Penalty shot	CA Counter attack	AS Assist
TF Turnover foul	ST Steals	BL Blocked shot	SP Sprint (won/sprints)
PF Penalty	TWPC Technical Water Polo Committee	20F 20 seconds exclusion in the field	
EX Exclusion (S - with substitution, N - without substitution)			
20C 20 seconds exclusion in the centre forward position			

Results

Resultados / Resultados

Match No: 8

CAN 8 - 10 USA
1:2, 3:2, 3:4, 1:2

Referees: FERNÁNDEZ Joaquín (ESP)
MENEDEZ Juan C. (CUB)

TWPC: BROCHERO Monica (ARG)

CAN - CAN (White)

Cap No.	Name	Estimated Time	Goals/Shots							AS	TF	ST	BL	SP	Personal Fouls					
			Total	%	A	C	X	5M	PS						CA	20C	20F	PF	EX	
*1	RIDDELL Rachel	31:56																		
2	ALOGBO Krystina	10:28	1/2	50.0		0/1	1/1				1							1		
3	LIZÉ Sandra	12:56																2		
4	CSIKOS Emily	15:26	0/4	0.0	0/3		0/1													
*5	BEKHAZI Joelle	20:04										1						2		
6	TOMIUK Rosanna	20:55	1/3	33.3	1/1			0/2												
7	CAMPBELL Cora (C)	00:00																		
*8	PERREAULT Dominique	27:31	1/5	20.0	1/4		0/1					1		3/4						
*9	BRADEN Alison	22:36	2/4	50.0	1/1	0/1	1/2			1			1				1		1	
*10	ROBINSON Christine	23:32	0/3	0.0	0/1	0/1			0/1		1								1	
*11	CAMPBELL Tara	16:30	1/2	50.0			1/1	0/1					1				1			
*12	RADU Marina	21:38	2/4	50.0	0/2		2/2				1	1					2			
13	LAMARRE Whynter	00:00																		
Totals			8/27	29.6	3/12	0/3	5/8	0/4		1	3	3	2	3/4	6	4				
Cap No.	Goalkeepers	Estimated Time	Saves/Shots							Time Out										
			Total	%	A	C	X	5M	PS	CA	20C	20F	PF	EX						
*1	RIDDELL Rachel	11:21	52.4	7/10	1/3	2/7	1/1												2	
Totals			11/21	52.4	7/10	1/3	2/7	1/1												9

USA - USA (Blue)

Cap No.	Name	Estimated Time	Goals/Shots							AS	TF	ST	BL	SP	Personal Fouls					
			Total	%	A	C	X	5M	PS						CA	20C	20F	PF	EX	
*1	ARMSTRONG Elizabeth	31:56																		
*2	PETRI Heather	28:16	0/4	0.0	0/3		0/1				1		1	1/4			1			
3	FIGGE Erika	03:14	0/1	0.0			0/1										1			
*4	VILLA Brenda (C)	31:56	2/7	28.6	2/5		0/2			2		3	1			1				
*5	WENGER Ashley Lauren	17:59	2/3	66.7		2/2	0/1					1	1			1				
6	GOLDA Natalie	18:40	2/3	66.7	1/2		1/1					1				1				
*7	CARDENAS Patty	25:24	0/2	0.0	0/2								2							
8	STEFFENS Jessica	06:55														1				
*9	WINDES Elsie	17:01	1/3	33.3	0/2		1/1					1				1				
10	GREGORKA Alison	14:12	0/3	0.0	0/3								1			1				
*11	van NORMAN Moriah	18:27	1/1	100.0		1/1					1	1								
12	CRAIG Kami	09:32	2/3	66.7		1/2	1/1				2						1			
13	HIPP Jaime	00:00																		
Totals			10/30	33.3	3/17	2/3	5/9	0/1		2	4	6	7	1/4	4	5				
Cap No.	Goalkeepers	Estimated Time	Saves/Shots							Time Out										
			Total	%	A	C	X	5M	PS	CA	20C	20F	PF	EX						
*1	ARMSTRONG Elizabeth	9/17	52.9	4/7	1/1	1/6	3/3										1			
Totals			9/17	52.9	4/7	1/1	1/6	3/3										1		

CAN							
Team Shots	Goals	Saves	Missed	Post	Blocked	Total	%
Action	3	4			5	12	25.0
Centre		1	1		1	3	0.0
Extra Player	5	1		1	1	8	62.5
5m		3	1			4	0.0
Penalty							
Counter Attack							
Total	8	9	2	1	7	27	29.6

USA							
Team Shots	Goals	Saves	Missed	Post	Blocked	Total	%
Action	3	7	7			17	17.6
Centre	2	1				3	66.7
Extra Player	5	2			2	9	55.6
5m		1				1	0.0
Penalty							
Counter Attack							
Total	10	11	7		2	30	33.3

Legend:

* Starting line-up	A Action shot	C Centre shot	X Extra player shot
5m 5 metre shot	PS Penalty shot	CA Counter attack	AS Assist
TF Turnover foul	ST Steals	BL Blocked shot	SP Sprint (won/sprints)
PF Penalty		TWPC Technical Water Polo Committee	
EX Exclusion (S - with substitution, N - without substitution)		20F 20 seconds exclusion in the field	
20C 20 seconds exclusion in the centre forward position			



Results

Resultados / Resultados

Match No: 9

BRA 7 - 6 PUR
1:1, 0:1, 3:4, 3:0

Referees: DESLIERES Marie-Claude (CAN)
MEJIA Antonio (MEX)

TWPC: HERNANDEZ Megan (USA)

BRA - BRA (White)

Cap No.	Name	Estimated Time	Goals/Shots						AS	TF	ST	BL	SP	Personal Fouls				
			Total	%	A	C	X	5M						PS	CA	20C	20F	PF
*1	OLIVEIRA Tess	31:59									1							
2	VASCONCELOS Ana	14:53	0/3	0.0	0/2		0/1											
*3	FERNANDES Flavia (C)	27:44	1/5	20.0	0/2		0/2		1/1		1							
*4	CANETTI Marina	17:54	2/3	66.7	0/1	1/1	1/1					1					1	
*5	HENRIQUES Andrea	21:10	0/2	0.0	0/2													
6	CANETTI Cecilia	05:03															1	
7	OLIVEIRA Amanda	11:26	0/1	0.0	0/1						1						1	
8	CARVALHO Luiza	14:05	1/4	25.0		1/2	0/2											
9	LISSONI Fernanda	20:33	0/2	0.0	0/1		0/1					1/3				1		
*10	PEDROSA Camila	28:10	1/6	16.7	1/5		0/1			1		2/2			1			
*11	AMARO Maria Barbara	12:03	0/1	0.0	0/1						1				1	1		
*12	TENO Melina	18:53	2/4	50.0	1/3		1/1				2							
13	CANETTI Manuela	00:00																
Totals			7/31	22.6	2/18	2/3	2/9		1/1		1		6	1	3/5	5	2	
Cap No.	Goalkeepers	Saves/Shots						Time Out				Exclusions						
		Total	%	A	C	X	5M	PS	CA	AS	TF	ST	BL	SP	20C	20F	PF	EX
*1	OLIVEIRA Tess	11/17	64.7	5/9	3/3	3/4			0/1									
Totals		11/17	64.7	5/9	3/3	3/4			0/1									
								Time Out				1						
								Exclusions With Substitution				0						
								Exclusions Without				0						
								Extra Player Goals				2						
								Extra Player				9						

PUR - PUR (Blue)

Cap No.	Name	Estimated Time	Goals/Shots						AS	TF	ST	BL	SP	Personal Fouls				
			Total	%	A	C	X	5M						PS	CA	20C	20F	PF
*1	LABOY GONZALEZ Estefania	31:59									2							
*2	MEDINA MONTERO Paola	25:16	2/9	22.2	2/8		0/1									1	1	
3	ORTIZ IRIZARRY Angelica	00:00																
*4	ORTIZ IRIZARRY Amanda	22:09	0/2	0.0		0/2				1		1						
5	MARTINEZ COLOMER Carla	03:51																
6	BELEN OJEDA Adlin	00:00																
*7	GARCIA Angelica	29:57	1/3	33.3	0/2		1/1										2	
*8	ORTIZ IRIZARRY Alejandra	29:55	0/3	0.0	0/2	0/1					1							
9	ROSARIO LEBRON Mairim	15:13	1/3	33.3	1/2		0/1								2			
*10	RALAT NAZARIO Anaïd	28:01	1/4	25.0			0/3		1/1		1		2/5		1			
11	ORTIZ IRIZARRY Cristina	11:27	0/2	0.0	0/1	0/1							0/1		1			
*12	SALIB LOPEZ Francheska	26:05	1/1	100.0	1/1					1					1	1		
13	AROCHO SALGADO Mirelis (C)	00:00																
Totals			6/27	22.2	4/16	0/4	1/6		1/1		2		4	1	2/6	4	5	1
Cap No.	Goalkeepers	Saves/Shots						Time Out				Exclusions						
		Total	%	A	C	X	5M	PS	CA	AS	TF	ST	BL	SP	20C	20F	PF	EX
*1	LABOY GONZALEZ Estefania	7/14	50.0	3/5	0/2	4/6			0/1									
Totals		7/14	50.0	3/5	0/2	4/6			0/1									
								Time Out				2						
								Exclusions With Substitution				0						
								Exclusions Without				0						
								Extra Player Goals				1						
								Extra Player				7						

BRA							
Team Shots	Goals	Saves	Missed	Post	Blocked	Total	%
Action	2	3	8	4	1	18	11.1
Centre	2		1			3	66.7
Extra Player	2	4	1	2		9	22.2
5m							
Penalty	1					1	100.0
Counter Attack							
Total	7	7	10	6	1	31	22.6

PUR							
Team Shots	Goals	Saves	Missed	Post	Blocked	Total	%
Action	4	5	3	3	1	16	25.0
Centre		3		1		4	0.0
Extra Player	1	3	1	1		6	16.7
5m							
Penalty							
Counter Attack	1					1	100.0
Total	6	11	4	5	1	27	22.2

Legend:							
*	Starting line-up	A	Action shot	C	Centre shot	X	Extra player shot
5m	5 metre shot	PS	Penalty shot	CA	Counter attack	AS	Assist
TF	Turnover foul	ST	Steals	BL	Blocked shot	SP	Sprint (won/sprints)
PF	Penalty			TWPC	Technical Water Polo Committee		
EX	Exclusion (S - with substitution, N - without substitution)			20F	20 seconds exclusion in the field		
20C	20 seconds exclusion in the centre forward position						

Results

Resultados / Resultados

Match No: 10

VEN 10 - 11 PUR
1:3, 3:3, 4:3, 2:2

Referees: J.J. KEMAN Wilhelm (AHO)
FERNÁNDEZ Joaquín (ESP)

TWPC: FRADY Bill (USA)

VEN - VEN (White)

Cap No.	Name	Estimated Time	Goals/Shots							AS	TF	ST	BL	SP	Personal Fouls					
			Total	%	A	C	X	5M	PS						CA	20C	20F	PF	EX	
*1	VILAR Xomar	05:49											1							
2	FLORES Alejandra	01:18																		
*3	REGO Selene (C)	20:51	2/3	66.7		2/3						1								
*4	ALVARADO Jesvia	11:47	0/2	0.0			0/2						1			1		2		
5	BASTARDO Yessenia	23:50												1						
6	SUAREZ Thais	23:10	1/6	16.7		0/4	0/1	1/1					1							
*7	GALUE Rocio	26:35	1/1	100.0			1/1						1	1		3				
*8	RIVERO Stephanie	24:06	5/6	83.3	1/1	0/1	1/1	1/1	2/2			1				1		1		
9	BARRETO Roxana	00:00																		
*10	GODOY Fabiola	28:23	0/2	0.0	0/2									0/1				1	1	
*11	AGUILAR Gregory	32:00	1/7	14.3	0/3		0/2	0/1	1/1		1	1		2/3				1		
12	TROSEL GARRIDO Maria Jose	00:00																		
13	GOGOY NODALES Lorena	26:11																		
Totals			10/27	37.0	1/6	2/8	2/7	2/3	3/3			1	3	4	2	2/4	5	2	4	
Cap No.	Goalkeepers	Estimated Time	Saves/Shots							AS	TF	ST	BL	SP	Personal Fouls					
			Total	%	A	C	X	5M	PS						CA	20C	20F	PF	EX	
*1	VILAR Xomar		0/3	0.0	0/1	0/1				0/1										
13	GOGOY NODALES Lorena		5/13	38.5	1/5		2/4		0/2	2/2										
Totals			5/16	31.3	1/6	0/1	2/4		0/3	2/2										
															Time Out		2			
															Exclusions With Substitution		0			
															Exclusions Without		0			
															Extra Player Goals		2			
															Extra Player		8			

PUR - PUR (Blue)

Cap No.	Name	Estimated Time	Goals/Shots							AS	TF	ST	BL	SP	Personal Fouls				
			Total	%	A	C	X	5M	PS						CA	20C	20F	PF	EX
*1	LABOY GONZALEZ Estefania	32:00											3					1	
*2	MEDINA MONTERO Paola	22:04	2/2	100.0	2/2											1			
3	ORTIZ IRIZARRY Angelica	04:36	0/1	0.0	0/1													1	
*4	ORTIZ IRIZARRY Amanda	26:52	3/10	30.0	0/2	1/4		0/1	2/2	0/1		3		1				1	
5	MARTINEZ COLOMER Carla	12:19	1/1	100.0	1/1														
6	BELEN OJEDA Adlin	00:00																	
*7	GARCIA Angelica	29:08	3/7	42.9	1/3		1/2		1/2			1	2						
*8	ORTIZ IRIZARRY Alejandra	15:04															1	2	
9	ROSARIO LEBRON Mairim	22:03	1/3	33.3	1/2		0/1				1							2	
*10	RALAT NAZARIO Anaïd	30:50	1/3	33.3		1/2				0/1				2/4	1				
11	ORTIZ IRIZARRY Cristina	08:45	0/1	0.0	0/1							1							
*12	SALIB LOPEZ Francheska	19:38										1		1				1	
13	AROCHO SALGADO Mirelis (C)	00:00																	
Totals			11/28	39.3	5/12	1/4	2/5	0/1	3/4	0/2		1	6	5	2	2/4	6	2	3
Cap No.	Goalkeepers	Estimated Time	Saves/Shots							AS	TF	ST	BL	SP	Personal Fouls				
			Total	%	A	C	X	5M	PS						CA	20C	20F	PF	EX
*1	LABOY GONZALEZ Estefania		7/17	41.2	1/2	3/5	2/4	1/3	0/3										
Totals			7/17	41.2	1/2	3/5	2/4	1/3	0/3										
															Time Out		1		
															Exclusions With Substitution		0		
															Exclusions Without		0		
															Extra Player Goals		2		
															Extra Player		7		

VEN							
Team Shots	Goals	Saves	Missed	Post	Blocked	Total	%
Action	1	1	2	2		6	16.7
Centre	2	4	1	1		8	25.0
Extra Player	2	2		1	2	7	28.6
5m	2	1				3	66.7
Penalty	3					3	100.0
Counter Attack							
Total	10	8	3	4	2	27	37.0

PUR							
Team Shots	Goals	Saves	Missed	Post	Blocked	Total	%
Action	5	1		4	2	12	41.7
Centre	1		3			4	25.0
Extra Player	2	2		1		5	40.0
5m			1			1	0.0
Penalty	3		1			4	75.0
Counter Attack		2				2	0.0
Total	11	5	5	5	2	28	39.3

Legend:

* Starting line-up	A Action shot	C Centre shot	X Extra player shot
5m 5 metre shot	PS Penalty shot	CA Counter attack	AS Assist
TF Turnover foul	ST Steals	BL Blocked shot	SP Sprint (won/sprints)
PF Penalty		TWPC Technical Water Polo Committee	
EX Exclusion (S - with substitution, N - without substitution)		20F 20 seconds exclusion in the field	
20C 20 seconds exclusion in the centre forward position			

Results

Resultados / Resultados

Match No: 11

CUB 7 - 7 CAN

3:2, 3:3, 0:1, 1:1

Referees: GOLDENBERG Michael (USA)
COTE Carlos (COL)

TWPC: BROCHERO Monica (ARG)

CUB - CUB (White)

Cap No.	Name	Estimated Time	Goals/Shots							AS	TF	ST	BL	SP	Personal Fouls					
			Total	%	A	C	X	5M	PS						CA	20C	20F	PF	EX	
*1	ZUNZUNEQUI Mairelis	32:00																		
2	DIAGO Yunieska	08:04									1					1				
3	OMS Yadira	11:37	1/2	50.0	0/1		1/1													
*4	HERNANDEZ Hirovis	23:11	0/9	0.0	0/7	0/1	0/1					2								
*5	GUTIERREZ Danay	24:53	2/7	28.6	0/2	0/1	2/4			1	2									
*6	CABALLERO Yamira	23:19	1/1	100.0	1/1					1		2	0/2			1	1			
7	GARLOBO Adriana	05:48	0/1	0.0			0/1									1				
8	SOLER Olga	10:21	1/2	50.0	0/1	1/1										1				
*9	ANDREU Yanelis	25:14	0/3	0.0	0/1			0/2		1	1	2				2				
*10	FROMETA Lisandra (C)	24:42	0/1	0.0			0/1													
*11	GUTIERREZ Leyanis	26:12	2/4	50.0	1/3								0/2							
12	TRUFFIN Neldys	08:39										1				1				
13	GOMEZ Cheila	00:00																		
Totals			7/30	23.3	2/16	1/3	3/8	0/2	1/1	1	4	3	6	0/4		6	1	1		
Cap No.	Goalkeepers	Estimated Time	Saves/Shots							AS	TF	ST	BL	SP	Personal Fouls					
			Total	%	A	C	X	5M	PS						CA	20C	20F	PF	EX	
*1	ZUNZUNEQUI Mairelis		14/21	66.7	10/12	2/3	0/2		0/1	2/3										
Totals			14/21	66.7	10/12	2/3	0/2		0/1	2/3										

Time Out	2
Exclusions With Substitution	0
Exclusions Without	0
Extra Player Goals	3
Extra Player	6

CAN - CAN (Blue)

Cap No.	Name	Estimated Time	Goals/Shots							AS	TF	ST	BL	SP	Personal Fouls					
			Total	%	A	C	X	5M	PS						CA	20C	20F	PF	EX	
*1	RIDDELL Rachel	32:00	0/1	0.0	0/1															
2	ALOGBO Krystina (C)	20:35	1/7	14.3	0/1	1/5	0/1			3						1				
3	LIZÉ Sandra	04:25	1/2	50.0	1/2															
4	CSIKOS Emily	18:12	3/5	60.0	0/2		1/1		1/1	1	1									
*5	BEKHAZI Joelle	28:18	1/6	16.7	1/5		0/1													
6	TOMIUK Rosanna	18:57	0/2	0.0	0/1					1		1				1				
7	CAMPBELL Cora	00:00																		
*8	PERREAU Dominique	27:35	0/4	0.0	0/3				0/1			1	4/4			1				
*9	BRADEN Alison	27:28	0/4	0.0	0/3		0/1													
*10	ROBINSON Christine	20:18	0/1	0.0	0/1					1		1								
*11	CAMPBELL Tara	16:12	0/3	0.0	0/3							1								
*12	RADU Marina	10:00	1/5	20.0	0/2		1/2	0/1								1	2			
13	LAMARRE Whynter	00:00																		
Totals			7/40	17.5	2/24	1/5	2/6	0/1	1/1	1/3	6	3	2	4/4		2	4			
Cap No.	Goalkeepers	Estimated Time	Saves/Shots							AS	TF	ST	BL	SP	Personal Fouls					
			Total	%	A	C	X	5M	PS						CA	20C	20F	PF	EX	
*1	RIDDELL Rachel		10/17	58.8	9/11	0/1	0/3	1/1	0/1	0/1										
Totals			10/17	58.8	9/11	0/1	0/3	1/1	0/1	0/1										

Time Out	2
Exclusions With Substitution	0
Exclusions Without	0
Extra Player Goals	2
Extra Player	7

CUB							
Team Shots	Goals	Saves	Missed	Post	Blocked	Total	%
Action	2	9	5			16	12.5
Centre	1		1	1		3	33.3
Extra Player	3			3	2	8	37.5
5m		1	1			2	0.0
Penalty							
Counter Attack	1					1	100.0
Total	7	10	7	4	2	30	23.3

CAN							
Team Shots	Goals	Saves	Missed	Post	Blocked	Total	%
Action	2	10	3	5	4	24	8.3
Centre	1	2	1	1		5	20.0
Extra Player	2		2	1	1	6	33.3
5m					1	1	0.0
Penalty	1					1	100.0
Counter Attack	1	2				3	33.3
Total	7	14	6	7	6	40	17.5

Legend:

*	Starting line-up	A	Action shot	C	Centre shot	X	Extra player shot
5m	5 metre shot	PS	Penalty shot	CA	Counter attack	AS	Assist
TF	Turnover foul	ST	Steals	BL	Blocked shot	SP	Sprint (won/sprints)
PF	Penalty			TWPC	Technical Water Polo Committee		
EX	Exclusion (S - with substitution, N - without substitution)			20F	20 seconds exclusion in the field		
20C	20 seconds exclusion in the centre forward position						

Results

Resultados / Resultados

Match No: 12

USA 10 - 3 BRA
2:2, 3:0, 3:1, 2:0

Referees: MEJIA Antonio (MEX)
POGGI Daniel (ARG)

TWPC: MUIR Neil (CAN)

USA - USA (White)

Cap No.	Name	Estimated Time	Goals/Shots							AS	TF	ST	BL	SP	Personal Fouls				
			Total	%	A	C	X	5M	PS						CA	20C	20F	PF	EX
*1	ARMSTRONG Elizabeth	32:00																	
*2	PETRI Heather	18:34											0/3				1		
3	FIGGE Erika	08:16	1/1	100.0				1/1											
*4	VILLA Brenda (C)	27:50	2/2	100.0	1/1			1/1									1		
*5	WENGER Ashley Lauren	14:19	0/1	0.0	0/1						1	1					3		
6	GOLDA Natalie	12:10	1/1	100.0	1/1												2	1	
*7	CARDENAS Patty	21:18	1/4	25.0	0/2			1/2				1							
8	STEFFENS Jessica	16:18	1/3	33.3	0/2			1/1											
*9	WINDES Elsie	21:24	2/5	40.0	2/5							1					1		
10	GREGORCA Alison	20:36	1/4	25.0	1/4								0/1				1		
*11	van NORMAN Moriah	16:23	1/1	100.0				1/1											
12	CRAIG Kami	14:26	0/1	0.0	0/1												1		
13	HIPP Jaime	00:00																	
Totals			10/23	43.5	5/17	1/1	4/5				1	2	1	0/4		3	7	1	
Cap No.	Goalkeepers	Saves/Shots							Time Out										
		Total	%	A	C	X	5M	PS	CA										
*1	ARMSTRONG Elizabeth	7/10	70.0	3/4	3/4	0/1		1/1											0
Totals		7/10	70.0	3/4	3/4	0/1		1/1											0
																			0
																			4
																			7

BRA - BRA (Blue)

Cap No.	Name	Estimated Time	Goals/Shots							AS	TF	ST	BL	SP	Personal Fouls				
			Total	%	A	C	X	5M	PS						CA	20C	20F	PF	EX
*1	OLIVEIRA Tess	32:00																	
*2	VASCONCELOS Ana	14:24	1/2	50.0			1/2										1		
*3	FERNANDES Flavia (C)	19:04	1/2	50.0	1/2					1									
*4	CANETTI Marina	17:09	0/1	0.0			0/1				3	1					1		
5	HENRIQUES Andrea	15:35	0/3	0.0	0/3												1		
6	CANETTI Cecilia	06:42																	
7	OLIVEIRA Amanda	13:45	0/2	0.0	0/1			0/1									2		
8	CARVALHO Luiza	16:46	0/2	0.0			0/2				2						1		
*9	LISSONI Fernanda	22:19									1	2					1		
*10	PEDROSA Camila	24:10	1/5	20.0	0/1	0/1	1/2			0/1			2	3/3					
11	AMARO Maria Barbara	12:36	0/1	0.0	0/1								2						
*12	TENO Melina	29:30	0/1	0.0	0/1								3	1/1					
13	CANETTI Manuela	00:00																	
Totals			3/19	15.8	1/9	1/6	1/3		0/1		1	6	11	4/4		3	4		
Cap No.	Goalkeepers	Saves/Shots							Time Out										
		Total	%	A	C	X	5M	PS	CA										
*1	OLIVEIRA Tess	7/17	41.2	6/11	0/1	1/5													2
Totals		7/17	41.2	6/11	0/1	1/5													0
																			0
																			1
																			10

USA							
Team Shots	Goals	Saves	Missed	Post	Blocked	Total	%
Action	5	6	3	3		17	29.4
Centre	1					1	100.0
Extra Player	4	1				5	80.0
5m							
Penalty							
Counter Attack							
Total	10	7	3	3		23	43.5

BRA							
Team Shots	Goals	Saves	Missed	Post	Blocked	Total	%
Action	1	3	3	1	1	9	11.1
Centre	1	3	2			6	16.7
Extra Player	1			1	1	3	33.3
5m							
Penalty		1				1	0.0
Counter Attack							
Total	3	7	5	2	2	19	15.8

Legend:

* Starting line-up	A Action shot	C Centre shot	X Extra player shot
5m 5 metre shot	PS Penalty shot	CA Counter attack	AS Assist
TF Turnover foul	ST Steals	BL Blocked shot	SP Sprint (won/sprints)
PF Penalty	TWPC Technical Water Polo Committee		
EX Exclusion (S - with substitution, N - without substitution)	20F 20 seconds exclusion in the field		
20C 20 seconds exclusion in the centre forward position			



Julio Delamare Aquatic Park
Parque Ac. Julio Delamare
Parque Aq. Julio Delamare

18 JUL 2007
15:00

Water Polo
Polo Acuático / Polo Acuático

Women's
Femenino / Feminino

Preliminaries Group A
Preliminares Grupo A / Preliminares Grupo A

Results

Resultados / Resultados

Match No: 13

USA 13 - 2 PUR
5:1, 2:0, 2:1, 4:0

Referees: DESLIERES Marie-Claude (CAN)
POGGI Daniel (ARG)

TWPC: BROCHERO Monica (ARG)

USA - USA (White)

Cap No.	Name	Estimated Time	Goals/Shots							AS	TF	ST	BL	SP	Personal Fouls					
			Total	%	A	C	X	5M	PS						CA	20C	20F	PF	EX	
1	ARMSTRONG Elizabeth	00:00																		
*2	PETRI Heather	23:36								1		1		2/2		1				
3	FIGGE Erika	22:19	5/6	83.3	5/6					1		2	1	2/2						
*4	VILLA Brenda (C)	16:17	2/3	66.7	0/1	1/1	1/1													
*5	WENGER Ashley Lauren	21:23	1/4	25.0	0/1	0/2	1/1			1	1	1								
6	GOLDA Natalie	17:30	0/4	0.0	0/2		0/1	0/1		1		1								
*7	CARDENAS Patty	05:10																		
8	STEFFENS Jessica	21:29									1	1				2				
*9	WINDES Elsie	18:28								1	2	2					1			
10	GREGORKA Alison	13:48	2/2	100.0	1/1		1/1					1				2				
*11	van NORMAN Moriah	17:31	2/3	66.7		0/1	2/2				3									
12	CRAIG Kami	14:29	1/1	100.0		1/1				2		1								
*13	HIPP Jaime	32:00																		
Totals			13/23	56.5	6/11	2/5	5/6	0/1		4	8	9	4	4/4		5	1			
Cap No.	Goalkeepers	Estimated Time	Saves/Shots							AS	TF	ST	BL	SP	Personal Fouls					
			Total	%	A	C	X	5M	PS						CA	20C	20F	PF	EX	
*13	HIPP Jaime		10/12	83.3	3/4	4/4	2/3													
Totals			10/12	83.3	3/4	4/4	2/3													

Time Out	1
Exclusions With Substitution	0
Exclusions Without	0
Extra Player Goals	5
Extra Player	7

PUR - PUR (Blue)

Cap No.	Name	Estimated Time	Goals/Shots							AS	TF	ST	BL	SP	Personal Fouls					
			Total	%	A	C	X	5M	PS						CA	20C	20F	PF	EX	
*1	LABOY GONZALEZ Estefania	32:00										2								
*2	MEDINA MONTERO Paola	27:16	0/4	0.0	0/2		0/2										1			
3	ORTIZ IRIZARRY Angelica	04:45															1			
*4	ORTIZ IRIZARRY Amanda	28:39	1/5	20.0	1/2	0/3				3	2									
5	MARTINEZ COLOMER Carla	04:05																		
6	BELEN OJEDA Adlin	06:22	0/1	0.0	0/1															
*7	GARCIA Angelica	26:27	0/5	0.0	0/3		0/2										1			
*8	ORTIZ IRIZARRY Alejandra	26:00										1					1			
*9	ROSARIO LEBRON Mairim	10:04															1			
*10	RALAT NAZARIO Anaid	29:16	1/3	33.3	0/2		1/1						0/3							
11	ORTIZ IRIZARRY Cristina	06:23	0/1	0.0	0/1												2			
12	SALIB LOPEZ Francheska	21:01	0/4	0.0	0/1	0/1	0/1							1	0/1					
13	AROCHO SALGADO Mirelis (C)	00:00																		
Totals			2/23	8.7	1/12	0/4	1/6				3	5	1	0/4		4	3			
Cap No.	Goalkeepers	Estimated Time	Saves/Shots							AS	TF	ST	BL	SP	Personal Fouls					
			Total	%	A	C	X	5M	PS						CA	20C	20F	PF	EX	
*1	LABOY GONZALEZ Estefania		3/16	18.8	0/6	2/4	0/5	1/1												
Totals			3/16	18.8	0/6	2/4	0/5	1/1												

Time Out	1
Exclusions With Substitution	0
Exclusions Without	0
Extra Player Goals	1
Extra Player	6

USA							
Team Shots	Goals	Saves	Missed	Post	Blocked	Total	%
Action	6		1	3	1	11	54.5
Centre	2	2		1		5	40.0
Extra Player	5			1		6	83.3
5m		1				1	0.0
Penalty							
Counter Attack							
Total	13	3	1	5	1	23	56.5

PUR							
Team Shots	Goals	Saves	Missed	Post	Blocked	Total	%
Action	1	3	5	2	1	12	8.3
Centre		4				4	0.0
Extra Player	1	2			3	6	16.7
5m							
Penalty							
Counter Attack		1				1	0.0
Total	2	10	5	2	4	23	8.7

Legend:

* Starting line-up	A Action shot	C Centre shot	X Extra player shot
5m 5 metre shot	PS Penalty shot	CA Counter attack	AS Assist
TF Turnover foul	ST Steals	BL Blocked shot	SP Sprint (won/sprints)
PF Penalty		TWPC Technical Water Polo Committee	
EX Exclusion (S - with substitution, N - without substitution)		20F 20 seconds exclusion in the field	
20C 20 seconds exclusion in the centre forward position			

Results

Resultados / Resultados

Match No: 14

CAN 25 - 3 VEN
7:1, 8:1, 7:0, 3:1

Referees: FERNÁNDEZ Joaquín (ESP)
COTE Carlos (COL)

TWPC: FRADY Bill (USA)

CAN - CAN (White)

Cap No.	Name	Estimated Time	Goals/Shots							AS	TF	ST	BL	SP	Personal Fouls					
			Total	%	A	C	X	5M	PS						CA	20C	20F	PF	EX	
*1	RIDDELL Rachel	20:05																		
2	ALOGBO Krystina (C)	16:14	2/3	66.7	1/2		1/1			1	1							1		
3	LIZÉ Sandra	24:52	1/2	50.0	0/1		1/1			1		3								
4	CSIKOS Emily	18:50	3/3	100.0	1/1								2					1		
*5	BEKHAZI Joelle	17:18	3/5	60.0	2/3		0/1						2					1		
6	TOMIUK Rosanna	18:12	4/5	80.0	3/4		1/1													
7	CAMPBELL Cora	16:10	2/3	66.7									2/3	1		2				
*8	PERREAU Dominique	19:14	2/2	100.0	1/1					1/1	1					4/4	1			
*9	BRADEN Alison	13:28	3/3	100.0			2/2			1/1	1	1								
*10	ROBINSON Christine	18:10	4/4	100.0			1/1	2/2		1/1										
*11	CAMPBELL Tara	15:00									1							1		
*12	RADU Marina	15:31	1/2	50.0			0/1						1/1					2	1	
13	LAMARRE Whynter	11:55																1		
Totals			25/32	78.1	8/12	3/3	5/7			9/10	6	2	9		4/4	6	2	1		
Cap No.	Goalkeepers	Saves/Shots							Time Out				Personal Fouls							
Total	%	A	C	X	5M	PS	CA	20C	20F	PF	EX									
*1	RIDDELL Rachel	6/8	75.0	4/6	1/1	1/1													0	
13	LAMARRE Whynter	3/4	75.0	3/3			0/1												0	
Totals			9/12	75.0	7/9	1/1	1/1	0/1											5	5

VEN - VEN (Blue)

Cap No.	Name	Estimated Time	Goals/Shots							AS	TF	ST	BL	SP	Personal Fouls				
			Total	%	A	C	X	5M	PS						CA	20C	20F	PF	EX
*1	VILAR Xomar	24:00										1							
2	FLORES Alejandra	11:41	0/1	0.0		0/1													
*3	REGO Selene (C)	03:27																	
*4	ALVARADO Jesvia	32:00	0/1	0.0	0/1							3						1	
5	BASTARDO Yessenia	25:55	1/3	33.3	0/1		0/1		1/1									1	
6	SUAREZ Thais	20:50									2								1
*7	GALVE Rocio	27:03	0/3	0.0	0/3													2	
*8	RIVERO Stephanie	10:42	1/2	50.0	1/1		0/1												
9	BARRETO Roxana	03:50																	
*10	GODOY Fabiola	12:57	0/1	0.0	0/1								1						
*11	AGUILAR Gregory	32:00	1/7	14.3	1/5		0/2						0/4					1	
12	TROSEL GARRIDO Maria Jose	11:34																	
13	GOGOY NODALES Lorena	08:00																	
Totals			3/18	16.7	2/12	0/1	0/4		1/1		2	9	1	0/4	3	2			
Cap No.	Goalkeepers	Saves/Shots							Time Out				Personal Fouls						
Total	%	A	C	X	5M	PS	CA	20C	20F	PF	EX								
*1	VILAR Xomar	2/24	8.3	1/6	0/3	0/5	1/10												0
13	GOGOY NODALES Lorena	1/4	25.0	1/4															0
Totals			3/28	10.7	2/10	0/3	0/5	1/10											8

CAN							
Team Shots	Goals	Saves	Missed	Post	Blocked	Total	%
Action	8	2	1	1		12	66.7
Centre	3					3	100.0
Extra Player	5			1	1	7	71.4
5m							
Penalty							
Counter Attack	9	1				10	90.0
Total	25	3	1	2	1	32	78.1

VEN							
Team Shots	Goals	Saves	Missed	Post	Blocked	Total	%
Action	2	7	3			12	16.7
Centre		1				1	0.0
Extra Player		1	2	1		4	0.0
5m							
Penalty	1					1	100.0
Counter Attack							
Total	3	9	5	1		18	16.7

Legend:

* Starting line-up	A Action shot	C Centre shot	X Extra player shot
5m 5 metre shot	PS Penalty shot	CA Counter attack	AS Assist
TF Turnover foul	ST Steals	BL Blocked shot	SP Sprint (won/sprints)
PF Penalty		TWPC Technical Water Polo Committee	
EX Exclusion (S - with substitution, N - without substitution)		20F 20 seconds exclusion in the field	
20C 20 seconds exclusion in the centre forward position			

Results

Resultados / Resultados

Match No: 15

BRA 10 - 5 CUB
3:0, 3:3, 2:0, 2:2

Referees: J.J. KEMAN Wilhelm (AHO)
GOLDENBERG Michael (USA)

TWPC: SHAW Bill (CAN)

BRA - BRA (White)

Cap No.	Name	Estimated Time	Goals/Shots							AS	TF	ST	BL	SP	Personal Fouls					
			Total	%	A	C	X	5M	PS						CA	20C	20F	PF	EX	
*1	OLIVEIRA Tess	32:00																		
*2	VASCONCELOS Ana	15:37	2/3	66.7	2/3															
*3	FERNANDES Flavia (C)	16:28	1/1	100.0						1/1										
*4	CANETTI Marina	17:26	1/4	25.0		1/3				0/1		1	1							
5	HENRIQUES Andrea	17:59	1/4	25.0	0/3		1/1											1		
6	CANETTI Cecilia	08:58									1									
7	OLIVEIRA Amanda	19:20	1/1	100.0	1/1								1							
8	CARVALHO Luiza	12:58	1/3	33.3	0/1			0/1		1/1		1	1	1				1		
*9	LISSONI Fernanda	16:30	0/5	0.0	0/5						1			1/1		1	1			
*10	PEDROSA Camila	23:09	1/5	20.0	0/3	1/1				0/1		1	2	2/3						
11	AMARO Maria Barbara	11:31	0/1	0.0	0/1												1	2		
*12	TENO Melina	25:14	2/4	50.0	1/2		0/1			1/1			2					1		
13	CANETTI Manuela	00:00																		
Totals			10/31	32.3	4/19	2/4	1/2	0/1		3/5	1	3	6	3	3/4	2	6			
Cap No.	Goalkeepers	Estimated Time	Saves/Shots							AS	TF	ST	BL	SP	Personal Fouls					
			Total	%	A	C	X	5M	PS						CA	20C	20F	PF	EX	
*1	OLIVEIRA Tess		11/16	68.8	10/12	0/2	1/2													
Totals			11/16	68.8	10/12	0/2	1/2													
															Time Out		0			
															Exclusions With Substitution		0			
															Exclusions Without		0			
															Extra Player Goals		1			
															Extra Player		3			

CUB - CUB (Blue)

Cap No.	Name	Estimated Time	Goals/Shots							AS	TF	ST	BL	SP	Personal Fouls					
			Total	%	A	C	X	5M	PS						CA	20C	20F	PF	EX	
*1	ZUNZUNEQUI Mirelis	32:00	0/1	0.0	0/1															
2	DIAGO Yunieska	08:44	0/2	0.0			0/2													
3	OMS Yadira	13:03	0/2	0.0	0/2															
*4	HERNANDEZ Hirovis	27:57	1/4	25.0	0/3		1/1					1						2		
*5	GUTIERREZ Danay	16:24	1/2	50.0		1/1	0/1													
*6	CABALLERO Yamira	26:58	0/1	0.0	0/1							1	0/1							
7	GARLOBO Adriana	01:25																		
8	SOLER Olga	15:36									1									
*9	ANDREU Yanelis	26:26	1/4	25.0	1/4													1		
*10	FROMETA Lisandra (C)	24:02	1/7	14.3	1/5		0/1	0/1												
*11	GUTIERREZ Leyanis	22:34	1/4	25.0	0/2	1/1	0/1							1/2						
12	TRUFFIN Neldys	08:21	0/1	0.0	0/1															
13	GOMEZ Cheila	00:00																		
Totals			5/28	17.9	2/19	2/2	1/6	0/1			1		2	1/3		3				
Cap No.	Goalkeepers	Estimated Time	Saves/Shots							AS	TF	ST	BL	SP	Personal Fouls					
			Total	%	A	C	X	5M	PS						CA	20C	20F	PF	EX	
*1	ZUNZUNEQUI Mirelis		8/18	44.4	7/11	1/3	0/1													
Totals			8/18	44.4	7/11	1/3	0/1													
															Time Out		0			
															Exclusions With Substitution		0			
															Exclusions Without		0			
															Extra Player Goals		1			
															Extra Player		8			

BRA							
Team Shots	Goals	Saves	Missed	Post	Blocked	Total	%
Action	4	7	3	2	3	19	21.1
Centre	2	1	1			4	50.0
Extra Player	1			1		2	50.0
5m			1			1	0.0
Penalty							
Counter Attack	3		1	1		5	60.0
Total	10	8	6	4	3	31	32.3

CUB							
Team Shots	Goals	Saves	Missed	Post	Blocked	Total	%
Action	2	10	3	4		19	10.5
Centre	2					2	100.0
Extra Player	1	1	1		3	6	16.7
5m				1		1	0.0
Penalty							
Counter Attack							
Total	5	11	4	5	3	28	17.9

Legend:

*	Starting line-up	A	Action shot	C	Centre shot	X	Extra player shot
5m	5 metre shot	PS	Penalty shot	CA	Counter attack	AS	Assist
TF	Turnover foul	ST	Steals	BL	Blocked shot	SP	Sprint (won/sprints)
PF	Penalty			TWPC	Technical Water Polo Committee		
EX	Exclusion (S - with substitution, N - without substitution)			20F	20 seconds exclusion in the field		
20C	20 seconds exclusion in the centre forward position						

Results

Resultados / Resultados

Match No: 16

PUR 13 - 7 VEN

3:0, 5:1, 1:3, 4:3

Referees: WERNER José (BRA)
MENENDEZ Juan C. (CUB)

TWPC: LAVOIE Claude (CAN)

PUR - PUR (White)

Cap No.	Name	Estimated Time	Goals/Shots							AS	TF	ST	BL	SP	Personal Fouls				
			Total	%	A	C	X	5M	PS						CA	20C	20F	PF	EX
*1	LABOY GONZALEZ Estefania	31:52								1		2					1		
*2	MEDINA MONTERO Paola	24:30	1/4	25.0	0/3							1							
3	ORTIZ IRIZARRY Angelica	06:36										1				1			
*4	ORTIZ IRIZARRY Amanda	25:10	5/9	55.6		4/8	1/1			1	2	1	1						
5	MARTINEZ COLOMER Carla	07:30																	
6	BELEN OJEDA Adlin	01:07																	
*7	GARCIA Angelica	32:00	5/6	83.3	3/4	1/1	1/1				1			0/1		1			
*8	ORTIZ IRIZARRY Alejandra	25:45																	
9	ROSARIO LEBRON Mairim	16:19	1/4	25.0	0/2	1/2													
*10	RALAT NAZARIO Anaid	31:52	0/1	0.0	0/1							2		1/3		1			
11	ORTIZ IRIZARRY Cristina	06:50	0/1	0.0	0/1						1								
*12	SALIB LOPEZ Francheska	14:21	1/1	100.0			1/1									2			
13	AROCHO SALGADO Mirelis (C)	00:08																	
Totals			13/26	50.0	3/11	6/11	3/3			1/1	2	4	7	1	1/4	1	4	1	
Cap No.	Goalkeepers	Estimated Time	Saves/Shots							Time Out									
			Total	%	A	C	X	5M	PS	CA	Exclusions With Substitution	Exclusions Without	Extra Player Goals	Extra Player					
*1	LABOY GONZALEZ Estefania		9/16	56.3	3/7	3/6	1/1	1/1	1/1										
13	AROCHO SALGADO Mirelis (C)																		
Totals			9/16	56.3	3/7	3/6	1/1	1/1	1/1										

VEN - VEN (Blue)

Cap No.	Name	Estimated Time	Goals/Shots							AS	TF	ST	BL	SP	Personal Fouls				
			Total	%	A	C	X	5M	PS						CA	20C	20F	PF	EX
*1	VILAR Xomar	24:00										3							
*2	FLORES Alejandra	32:00	0/4	0.0	0/3			0/1			1					1			
*3	REGO Selene (C)	32:00	4/5	80.0	1/2	3/3										1			
*4	ALVARADO Jesvia	32:00	1/4	25.0	1/3		0/1					2				2			
5	BASTARDO Yessenia	00:00																	
*6	SUAREZ Thais	32:00	0/7	0.0	0/1	0/5			0/1		1					1			
*7	GALUE Rocio	32:00	2/6	33.3	2/6									3/3		1			
8	RIVERO Stephanie	00:00																	
9	BARRETO Roxana	00:00																	
10	GODOY Fabiola	00:00																	
11	AGUILAR Gregory	00:00																	
*12	TROSEL GARRIDO Maria Jose	32:00												0/1					
13	GOGOY NODALES Lorena	08:00																	
Totals			7/26	26.9	4/15	3/8	0/1	0/1	0/1			2	5		3/4	4	2		
Cap No.	Goalkeepers	Estimated Time	Saves/Shots							Time Out									
			Total	%	A	C	X	5M	PS	CA	Exclusions With Substitution	Exclusions Without	Extra Player Goals	Extra Player					
*1	VILAR Xomar		6/18	33.3	3/6	3/9	0/2			0/1									
13	GOGOY NODALES Lorena		2/3	66.7		2/2	0/1												
Totals			8/21	38.1	3/6	5/11	0/3			0/1									5

PUR							
Team Shots	Goals	Saves	Missed	Post	Blocked	Total	%
Action	3	3	1	4		11	27.3
Centre	6	5				11	54.5
Extra Player	3					3	100.0
5m							
Penalty							
Counter Attack	1					1	100.0
Total	13	8	1	4		26	50.0

VEN							
Team Shots	Goals	Saves	Missed	Post	Blocked	Total	%
Action	4	3	3	4	1	15	26.7
Centre	3	3	1	1		8	37.5
Extra Player		1				1	0.0
5m		1				1	0.0
Penalty		1				1	0.0
Counter Attack							
Total	7	9	4	5	1	26	26.9

Legend:

*	Starting line-up	A	Action shot	C	Centre shot	X	Extra player shot
5m	5 metre shot	PS	Penalty shot	CA	Counter attack	AS	Assist
TF	Turnover foul	ST	Steals	BL	Blocked shot	SP	Sprint (won/sprints)
PF	Penalty			TWPC	Technical Water Polo Committee		
EX	Exclusion (S - with substitution, N - without substitution)			20F	20 seconds exclusion in the field		
20C	20 seconds exclusion in the centre forward position						

Results

Resultados / Resultados

Match No: 17

USA 16 - 3 CUB
5:0, 4:1, 5:2, 2:0

Referees: FERNÁNDEZ Joaquín (ESP)
MEJIA Antonio (MEX)

TWPC: SHAW Bill (CAN)

USA - USA (White)

Cap No.	Name	Estimated Time	Goals/Shots							AS	TF	ST	BL	SP	Personal Fouls				
			Total	%	A	C	X	5M	PS						CA	20C	20F	PF	EX
*1	ARMSTRONG Elizabeth	24:00																	
*2	PETRI Heather	15:10	1/1	100.0	1/1						2		1	1/1				2	
3	FIGGE Erika	18:38	1/1	100.0						1/1			1	2/2					
*4	VILLA Brenda (C)	15:49									1		3						
*5	WENGER Ashley Lauren	19:23	4/4	100.0	1/1	1/1							1	0/1				1	
6	GOLDA Natalie	13:54	2/2	100.0			1/1			1/1									
*7	CARDENAS Patty	22:50	0/1	0.0					0/1			1	1						
8	STEFFENS Jessica	19:46										1	1					1	
*9	WINDES Elsie	20:28																	
10	GREGORKA Alison	15:10	2/4	50.0	1/2		1/1			0/1			1	1					
*11	van NORMAN Moriah	16:53	4/7	57.1		3/6	1/1				1	1						1	
12	CRAIG Kami	13:59	2/4	50.0		2/4							1						
13	HIPP Jaime	08:00																	
Totals			16/24	66.7	3/4	6/11	3/3	0/1		4/5	3	3	10	2	3/4			1	4
Cap No.	Goalkeepers	Estimated Time	Saves/Shots							AS	TF	ST	BL	SP	Personal Fouls				
			Total	%	A	C	X	5M	PS						CA	20C	20F	PF	EX
*1	ARMSTRONG Elizabeth		8/11	72.7	1/2	3/3	1/2	2/2		1/2									
13	HIPP Jaime		1/1	100.0	1/1														
Totals			9/12	75.0	2/3	3/3	1/2	2/2		1/2									
															Time Out		1		
															Exclusions With Substitution		0		
															Exclusions Without		0		
															Extra Player Goals		3		
															Extra Player		4		

CUB - CUB (Blue)

Cap No.	Name	Estimated Time	Goals/Shots							AS	TF	ST	BL	SP	Personal Fouls				
			Total	%	A	C	X	5M	PS						CA	20C	20F	PF	EX
*1	ZUNZUNEQUI Mairelis	16:00																	
2	DIAGO Yunieska	20:02	0/3	0.0	0/2			0/1					3						
3	OMS Yadira	22:35												0/1				1	
*4	HERNANDEZ Hironis	11:58	1/5	20.0	0/1		1/2	0/2					1						
*5	GUTIERREZ Danay	17:56	0/6	0.0	0/1	0/2	0/2			0/1			1						
*6	CABALLERO Yamira	19:59									1	1							
7	GARLOBO Adriana	20:02	0/1	0.0			0/1						1					1	
8	SOLER Olga	17:22	0/2	0.0		0/2					1							1	
*9	ANDREU Yanelis	11:58	1/1	100.0	1/1														
*10	FROMETA Lisandra (C)	17:18											2						
*11	GUTIERREZ Leyanis	12:48	1/2	50.0	0/1					1/1			1	1/3				1	
12	TRUFFIN Neldys	20:02																	
13	GOMEZ Cheila	16:00																	
Totals			3/20	15.0	1/6	0/4	1/5	0/3		1/2		2	10		1/4			3	1
Cap No.	Goalkeepers	Estimated Time	Saves/Shots							AS	TF	ST	BL	SP	Personal Fouls				
			Total	%	A	C	X	5M	PS						CA	20C	20F	PF	EX
*1	ZUNZUNEQUI Mairelis		4/13	30.8	0/2	3/6	0/1	1/1		0/3									
13	GOMEZ Cheila		2/9	22.2	0/1	1/4	0/2			1/2									
Totals			6/22	27.3	0/3	4/10	0/3	1/1		1/5									
															Time Out		0		
															Exclusions With Substitution		0		
															Exclusions Without		0		
															Extra Player Goals		1		
															Extra Player		5		

USA							
Team Shots	Goals	Saves	Missed	Post	Blocked	Total	%
Action	3			1		4	75.0
Centre	6	4	1			11	54.5
Extra Player	3					3	100.0
5m		1				1	0.0
Penalty							
Counter Attack	4	1				5	80.0
Total	16	6	1	1		24	66.7

CUB							
Team Shots	Goals	Saves	Missed	Post	Blocked	Total	%
Action	1	2	1	2		6	16.7
Centre		3	1			4	0.0
Extra Player	1	1		1	2	5	20.0
5m		2	1			3	0.0
Penalty							
Counter Attack	1	1				2	50.0
Total	3	9	3	3	2	20	15.0

Legend:

* Starting line-up	A Action shot	C Centre shot	X Extra player shot
5m 5 metre shot	PS Penalty shot	CA Counter attack	AS Assist
TF Turnover foul	ST Steals	BL Blocked shot	SP Sprint (won/sprints)
PF Penalty		TWPC Technical Water Polo Committee	
EX Exclusion (S - with substitution, N - without substitution)		20F 20 seconds exclusion in the field	
20C 20 seconds exclusion in the centre forward position			

Results

Resultados / Resultados

Match No: 18

CAN 6 - 5 BRA
1:1, 3:0, 2:3, 0:1

Referees: J.J. KEMAN Wilhelm (AHO)
DEL VALLE Genaro (PUR)

TWPC: MARTINEZ Eugenio (CUB)

CAN - CAN (White)

Cap No.	Name	Estimated Time	Goals/Shots							AS	TF	ST	BL	SP	Personal Fouls						
			Total	%	A	C	X	5M	PS						CA	20C	20F	PF	EX		
*1	RIDDELL Rachel	32:00																			
*2	ALOGBO Krystina (C)	27:45	0/1	0.0		0/1					1								1		
3	LIZÉ Sandra	02:42															1	1			
4	CSIKOS Emily	06:56	1/1	100.0	1/1													1			
*5	BEKHAZI Joelle	13:43	1/3	33.3	0/2						1	1									
6	TOMIUK Rosanna	11:39	0/2	0.0	0/2																
7	CAMPBELL Cora	21:38	0/2	0.0	0/2																
*8	PERREAULT Dominique	21:55	1/2	50.0	0/1		1/1							3/4				1			
*9	BRADEN Alison	24:25	1/5	20.0		1/4															
*10	ROBINSON Christine	25:07	0/2	0.0		0/2					1	2	2					1			
11	CAMPBELL Tara	12:19										1						1			
*12	RADU Marina	23:51	2/6	33.3	1/5			1/1			1		1	2				1			
13	LAMARRE Whynter	00:00																			
Totals			6/24	25.0	2/13	0/3	2/5	1/1		1/2	2	4	5	2	3/4			2	5	1	
Cap No.	Goalkeepers	Estimated Time	Saves/Shots							AS	TF	ST	BL	SP	Personal Fouls						
			Total	%	A	C	X	5M	PS						CA	20C	20F	PF	EX		
*1	RIDDELL Rachel		10/15	66.7	9/10	0/1	0/2	1/1	0/1												
Totals			10/15	66.7	9/10	0/1	0/2	1/1	0/1												
															Time Out		1				
															Exclusions With Substitution		0				
															Exclusions Without		0				
															Extra Player Goals		2				
															Extra Player		5				

BRA - BRA (Blue)

Cap No.	Name	Estimated Time	Goals/Shots							AS	TF	ST	BL	SP	Personal Fouls						
			Total	%	A	C	X	5M	PS						CA	20C	20F	PF	EX		
*1	OLIVEIRA Tess	32:00																			
*2	VASCONCELOS Ana	22:00	0/4	0.0	0/2		0/2					2							1		
*3	FERNANDES Flavia (C)	28:13	2/6	33.3	0/4		1/1		1/1		1							1	1		
*4	CANETTI Marina	17:09									1	1						1			
5	HENRIQUES Andrea	18:28	0/5	0.0	0/5					1											
6	CANETTI Cecilia	03:16																			
7	OLIVEIRA Amanda	08:33	0/1	0.0	0/1																
8	CARVALHO Luiza	14:51	2/3	66.7		1/2	1/1														
*9	LISSONI Fernanda	19:55	1/2	50.0	1/2							1									
*10	PEDROSA Camila	23:54												1/3				1			
11	AMARO Maria Barbara	06:44																1			
*12	TENO Melina	28:57	0/6	0.0	0/5			0/1				1		0/1							
13	CANETTI Manuela	00:00																			
Totals			5/27	18.5	1/19	1/2	2/4	0/1	1/1		1	2	5		1/4			2	3		
Cap No.	Goalkeepers	Estimated Time	Saves/Shots							AS	TF	ST	BL	SP	Personal Fouls						
			Total	%	A	C	X	5M	PS						CA	20C	20F	PF	EX		
*1	OLIVEIRA Tess		6/12	50.0	3/5	1/1	1/3	0/1	1/2												
Totals			6/12	50.0	3/5	1/1	1/3	0/1	1/2												
															Time Out		1				
															Exclusions With Substitution		0				
															Exclusions Without		0				
															Extra Player Goals		2				
															Extra Player		7				

CAN							
Team Shots	Goals	Saves	Missed	Post	Blocked	Total	%
Action	2	3	4	4		13	15.4
Centre		1	1	1		3	0.0
Extra Player	2	1	1	1		5	40.0
5m	1					1	100.0
Penalty							
Counter Attack	1	1				2	50.0
Total	6	6	6	6		24	25.0

BRA							
Team Shots	Goals	Saves	Missed	Post	Blocked	Total	%
Action	1	9	3	4	2	19	5.3
Centre	1			1		2	50.0
Extra Player	2			2		4	50.0
5m		1				1	0.0
Penalty	1					1	100.0
Counter Attack							
Total	5	10	3	7	2	27	18.5

Legend:

* Starting line-up	A Action shot	C Centre shot	X Extra player shot
5m 5 metre shot	PS Penalty shot	CA Counter attack	AS Assist
TF Turnover foul	ST Steals	BL Blocked shot	SP Sprint (won/sprints)
PF Penalty		TWPC Technical Water Polo Committee	
EX Exclusion (S - with substitution, N - without substitution)		20F 20 seconds exclusion in the field	
20C 20 seconds exclusion in the centre forward position			

Results

Resultados / Resultados

Match No: 19

CUB 6 - 5 BRA
2:1, 1:2, 1:1, 2:1

Referees: GOLDENBERG Michael (USA)
DESLIERES Marie-Claude (CAN)

TWPC: MUJICA Agustín (PUR)

CUB - CUB (White)

Cap No.	Name	Estimated Time	Goals/Shots							AS	TF	ST	BL	SP	Personal Fouls					
			Total	%	A	C	X	5M	PS						CA	20C	20F	PF	EX	
*1	ZUNZUNEQUI Mairelis	32:00	0/1	0.0	0/1							1								
2	DIAGO Yunieska	12:49	0/3	0.0	0/3							1								
3	OMS Yadira	17:53	0/2	0.0	0/2						1	1		0/1		1	1			
*4	HERNANDEZ Hirovis	12:41	1/2	50.0	0/1							1	1	1		2		1		
*5	GUTIERREZ Danay	26:56	3/7	42.9	2/4	0/1	0/1						1				1	1		
*6	CABALLERO Yamira	27:05											1		0/1			2		
7	GARLOBO Adriana	02:28																		
8	SOLER Olga	15:53									1	1								
*9	ANDREU Yanelis	29:08	1/3	33.3	1/3								1	2						
*10	FROMETA Lisandra (C)	19:14	1/4	25.0	1/2		0/1											1		
*11	GUTIERREZ Leyanis	18:47	0/1	0.0								1	1	1/2		1		1		
12	TRUFFIN Neldys	08:42	0/1	0.0	0/1								1					1		
13	GOMEZ Cheila	00:00																		
Totals			6/24	25.0	4/17	0/1	0/2			1/1	1/3		4	8	5	1/4	5	5	3	
Cap No.	Goalkeepers	Estimated Time	Saves/Shots							AS	TF	ST	BL	SP	Personal Fouls					
			Total	%	A	C	X	5M	PS						CA	20C	20F	PF	EX	
*1	ZUNZUNEQUI Mairelis		13/18	72.2	4/5	2/3	5/6			1/2	1/2									
Totals			13/18	72.2	4/5	2/3	5/6			1/2	1/2									
															Time Out		2			
															Exclusions With Substitution		0			
															Exclusions Without		0			
															Extra Player Goals					
															Extra Player		3			

BRA - BRA (Blue)

Cap No.	Name	Estimated Time	Goals/Shots							AS	TF	ST	BL	SP	Personal Fouls					
			Total	%	A	C	X	5M	PS						CA	20C	20F	PF	EX	
*1	OLIVEIRA Tess	32:00										1								
*2	VASCONCELOS Ana	14:59	0/1	0.0	0/1								1					1		
*3	FERNANDES Flavia (C)	27:43	1/6	16.7	1/2		0/3			0/1			2					1		
*4	CANETTI Marina	17:38	0/4	0.0		0/3					0/1									
5	HENRIQUES Andrea	23:14										1						1		
6	CANETTI Cecilia	03:20	0/1	0.0			0/1													
7	OLIVEIRA Amanda	07:43	0/2	0.0	0/1		0/1													
8	CARVALHO Luiza	16:48	1/3	33.3		1/3						1	2	1						
*9	LISSONI Fernanda	14:23	0/2	0.0	0/1					0/1										
*10	PEDROSA Camila	28:40	2/8	25.0	0/2		0/3			1/1	1/2	1		1	2/3			1		
11	AMARO Maria Barbara	14:23	1/2	50.0	0/1		1/1						1							
*12	TENO Melina	23:02	0/4	0.0	0/2		0/2							1/1						
13	CANETTI Manuela	00:00																		
Totals			5/33	15.2	1/10	1/6	1/11			1/3	1/3	1	1	9	1	3/4	3		1	
Cap No.	Goalkeepers	Estimated Time	Saves/Shots							AS	TF	ST	BL	SP	Personal Fouls					
			Total	%	A	C	X	5M	PS						CA	20C	20F	PF	EX	
*1	OLIVEIRA Tess		6/12	50.0	3/7	1/1	1/1			0/1	1/2									
Totals			6/12	50.0	3/7	1/1	1/1			0/1	1/2									
															Time Out		2			
															Exclusions With Substitution		0			
															Exclusions Without		0			
															Extra Player Goals		1			
															Extra Player		10			

CUB							
Team Shots	Goals	Saves	Missed	Post	Blocked	Total	%
Action	4	3	8	1	1	17	23.5
Centre		1				1	0.0
Extra Player		1		1		2	0.0
5m							
Penalty	1					1	100.0
Counter Attack	1	1		1		3	33.3
Total	6	6	8	3	1	24	25.0

BRA							
Team Shots	Goals	Saves	Missed	Post	Blocked	Total	%
Action	1	4		2	3	10	10.0
Centre	1	2	2		1	6	16.7
Extra Player	1	5	1	4		11	9.1
5m							
Penalty	1	1		1		3	33.3
Counter Attack	1	1			1	3	33.3
Total	5	13	3	7	5	33	15.2

Legend:

*	Starting line-up	A	Action shot	C	Centre shot	X	Extra player shot
5m	5 metre shot	PS	Penalty shot	CA	Counter attack	AS	Assist
TF	Turnover foul	ST	Steals	BL	Blocked shot	SP	Sprint (won/sprints)
PF	Penalty			TWPC	Technical Water Polo Committee		
EX	Exclusion (S - with substitution, N - without substitution)			20F	20 seconds exclusion in the field		
20C	20 seconds exclusion in the centre forward position						

Results

Resultados / Resultados

Match No: 20

USA 6 - 4 CAN
1:1, 2:0, 1:2, 2:1

Referees: FERNÁNDEZ Joaquín (ESP)
J.J. KEMAN Wilhelm (AHO)

TWPC: BROCHERO Monica (ARG)

USA - USA (White)

Cap No.	Name	Estimated Time	Goals/Shots							AS	TF	ST	BL	SP	Personal Fouls					
			Total	%	A	C	X	5M	PS						CA	20C	20F	PF	EX	
*1	ARMSTRONG Elizabeth	32:00																		
*2	PETRI Heather	21:41	1/4	25.0	0/3		1/1					1	1/3		1	1				
3	FIGGE Erika	02:23	1/2	50.0	0/1									1/1						
*4	VILLA Brenda (C)	31:53	1/2	50.0	0/1		1/1													
*5	WENGER Ashley Lauren	29:21	1/4	25.0	1/2		0/1	0/1			1	4	1	0/1						
6	GOLDA Natalie	14:43	0/1	0.0			0/1								1	1				
*7	CARDENAS Patty	25:06	0/3	0.0	0/2					1									S	
8	STEFFENS Jessica	08:59	0/2	0.0	0/2							1								
*9	WINDES Elsie	13:50	0/2	0.0			0/1										1			
10	GREGORCA Alison	14:17	2/5	40.0	2/5							1					1			
*11	van NORMAN Moriah	21:42																		
12	CRAIG Kami	08:05	0/2	0.0		0/2						1					1			
13	HIPP Jaime	00:00																		
Totals			6/27	22.2	3/16	0/2	2/5	0/1		1/3	1	1	6	3	1/4	2	5		1	
Cap No.	Goalkeepers	Estimated Time	Saves/Shots							AS	TF	ST	BL	SP	Personal Fouls					
			Total	%	A	C	X	5M	PS						CA	20C	20F	PF	EX	
*1	ARMSTRONG Elizabeth		9/13	69.2	4/7	3/4	1/1	1/1												
Totals			9/13	69.2	4/7	3/4	1/1	1/1												
															Time Out		0			
															Exclusions With Substitution		1			
															Exclusions Without		0			
															Extra Player Goals		2			
															Extra Player		6			

CAN - CAN (Blue)

Cap No.	Name	Estimated Time	Goals/Shots							AS	TF	ST	BL	SP	Personal Fouls					
			Total	%	A	C	X	5M	PS						CA	20C	20F	PF	EX	
*1	RIDDELL Rachel	32:00																		
*2	ALOGBO Krystina (C)	26:42	1/3	33.3	1/2	0/1					2	1	1				1			
3	LIZÉ Sandra	02:42																		
4	CSIKOS Emily	08:06	1/3	33.3	1/2	0/1				1		1								
*5	BEKHAZI Joelle	13:05	0/3	0.0	0/3															
6	TOMIUK Rosanna	12:08	0/2	0.0	0/1		0/1				1	1								
7	CAMPBELL Cora	20:37	1/2	50.0	1/2															
*8	PERREAU Dominique	28:05	1/3	33.3	1/2	0/1						1	1	3/4						
*9	BRADEN Alison	20:17	0/3	0.0	0/2	0/1											1			
10	ROBINSON Christine	25:06										2	3				2			
*11	CAMPBELL Tara	09:22															2			
*12	RADU Marina	25:20	0/4	0.0	0/3	0/1						2								
13	LAMARRE Whynter	00:00																		
Totals			4/23	17.4	3/13	1/4	0/5	0/1			1	3	6	7	3/4	5	1			
Cap No.	Goalkeepers	Estimated Time	Saves/Shots							AS	TF	ST	BL	SP	Personal Fouls					
			Total	%	A	C	X	5M	PS						CA	20C	20F	PF	EX	
*1	RIDDELL Rachel		9/15	60.0	7/10	1/1	1/3													
Totals			9/15	60.0	7/10	1/1	1/3													
															Time Out		1			
															Exclusions With Substitution		0			
															Exclusions Without		0			
															Extra Player Goals					
															Extra Player		7			

USA							
Team Shots	Goals	Saves	Missed	Post	Blocked	Total	%
Action	3	7	1	1	4	16	18.8
Centre		1	1			2	0.0
Extra Player	2	1		1	1	5	40.0
5m			1			1	0.0
Penalty							
Counter Attack	1			1	1	3	33.3
Total	6	9	3	3	6	27	22.2

CAN							
Team Shots	Goals	Saves	Missed	Post	Blocked	Total	%
Action	3	4	4	1	1	13	23.1
Centre	1	3				4	25.0
Extra Player		1		1	3	5	0.0
5m		1				1	0.0
Penalty							
Counter Attack							
Total	4	9	4	2	4	23	17.4

Legend:

* Starting line-up	A Action shot	C Centre shot	X Extra player shot
5m 5 metre shot	PS Penalty shot	CA Counter attack	AS Assist
TF Turnover foul	ST Steals	BL Blocked shot	SP Sprint (won/sprints)
PF Penalty		TWPC Technical Water Polo Committee	
EX Exclusion (S - with substitution, N - without substitution)		20F 20 seconds exclusion in the field	
20C 20 seconds exclusion in the centre forward position			

Overall Team Statistics

Estadísticas Generales del equipo / Estatísticas Gerais da Equipe

Preliminary Round

Team	GP	Goals/Shots								AS	TF	ST	BL	SP	Personal Fouls			
		Total	%	A	C	X	5M	PS	CA						20C	20F	PF	EX
BRA - BRA	5	42/141	29.8	13/79	11/25	9/22	0/2	1/2	8/11	10	19	37	8	15/21	17	17		
CAN - CAN	5	59/154	38.3	24/85	4/13	18/32	1/8	1/1	11/15	10	17	30	8	18/20	24	15	2	
CUB - CUB	5	39/132	29.5	13/70	5/14	16/37	0/4	1/1	4/6	5	25	12	11	5/20	18	13	3	
PUR - PUR	5	36/130	27.7	13/68	4/15	8/28	1/4	4/6	6/9	2	19	29	9	5/22	18	23	4	
USA - USA	5	68/144	47.2	33/88	14/24	17/24	0/4	2/2	2/2	8	22	32	16	11/20	19	20	1	
VEN - VEN	5	29/107	27.1	10/55	4/18	9/25	2/5	4/4		2	21	27	7	7/20	20	12	6	

Final Round

Team	GP	Goals/Shots								AS	TF	ST	BL	SP	Personal Fouls			
		Total	%	A	C	X	5M	PS	CA						20C	20F	PF	EX
BRA - BRA	2	10/60	16.7	2/29	2/8	3/15	0/1	2/4	1/3	2	3	14	1	4/8	5	3	1	
CAN - CAN	2	10/47	21.3	5/26	1/7	2/10	1/2		1/2	3	7	11	9	6/8	7	6	1	
CUB - CUB	2	9/44	20.5	5/23	0/5	1/7	0/3	1/1	2/5		6	18	5	2/8	8	6	3	
PUR - PUR	1	13/26	50.0	3/11	6/11	3/3			1/1	2	4	7	1	1/4	1	4	1	
USA - USA	2	22/51	43.1	6/20	6/13	5/8	0/2		5/8	4	4	16	5	4/8	3	9	1	
VEN - VEN	1	7/26	26.9	4/15	3/8	0/1	0/1	0/1			2	5		3/4	4	2		

Overall (Preliminary + Final Round)

Team	GP	Goals/Shots								AS	TF	ST	BL	SP	Personal Fouls			
		Total	%	A	C	X	5M	PS	CA						20C	20F	PF	EX
BRA - BRA	7	52/201	25.9	15/108	13/33	12/37	0/3	3/6	9/14	12	22	51	9	19/29	22	20	1	
CAN - CAN	7	69/201	34.3	29/111	5/20	20/42	2/10	1/1	12/17	13	24	41	17	24/28	31	21	3	
CUB - CUB	7	48/176	27.3	18/93	5/19	17/44	0/7	2/2	6/11	5	31	30	16	7/28	26	19	6	
PUR - PUR	6	49/156	31.4	16/79	10/26	11/31	1/4	4/6	7/10	4	23	36	10	6/26	19	27	5	
USA - USA	7	90/195	46.2	39/108	20/37	22/32	0/6	2/2	7/10	12	26	48	21	15/28	22	29	1	1
VEN - VEN	6	36/133	27.1	14/70	7/26	9/26	2/6	4/5		2	23	32	7	10/24	24	14	6	

Legend:

GP	Games Played	A	Action shot	C	Centre shot	X	Extra player shot
5m	5 metre shot	PS	Penalty shot	CA	Counter attack	AS	Assist
TF	Turnover foul	ST	Steals	BL	Blocked shot	SP	Sprint (won/sprints)
PF	Penalty	EX	Exclusion	20F	20 seconds exclusion in the field		
20C	20 seconds exclusion in the centre forward position						

Team Statistics

Estadísticas del equipo / Estatística das Equipes

Teams ranked by goals scored

Preliminary Round

GOALS and SHOTS

Rank	Team	Games Played	Goals	Shots	%
1	USA	5	68	144	47.2
2	CAN	5	59	154	38.3
3	BRA	5	42	141	29.8
4	CUB	5	39	132	29.5
5	PUR	5	36	130	27.7
6	VEN	5	29	107	27.1

EXTRA PLAYER SHOTS

Rank	Team	Games Played	Goals	Shots	%
1	CAN	5	18	32	56.3
2	USA	5	17	24	70.8
3	CUB	5	16	37	43.2
4	BRA	5	9	22	40.9
4	VEN	5	9	25	36.0
6	PUR	5	8	28	28.6

PENALTY SHOTS

Rank	Team	Games Played	Goals	Shots	%
1	PUR	5	4	6	66.7
1	VEN	5	4	4	100.0
3	USA	5	2	2	100.0
4	BRA	5	1	2	50.0
4	CAN	5	1	1	100.0
4	CUB	5	1	1	100.0

ACTION SHOTS

Rank	Team	Games Played	Goals	Shots	%
1	USA	5	33	88	37.5
2	CAN	5	24	85	28.2
3	BRA	5	13	79	16.5
3	CUB	5	13	70	18.6
3	PUR	5	13	68	19.1
6	VEN	5	10	55	18.2

CENTRE SHOTS

Rank	Team	Games Played	Goals	Shots	%
1	USA	5	14	24	58.3
2	BRA	5	11	25	44.0
3	CUB	5	5	14	35.7
4	CAN	5	4	13	30.8
4	PUR	5	4	15	26.7
4	VEN	5	4	18	22.2

5m SHOTS

Rank	Team	Games Played	Goals	Shots	%
1	VEN	5	2	5	40.0
2	CAN	5	1	8	12.5
2	PUR	5	1	4	25.0
4	BRA	5		2	0.0
4	CUB	5		4	0.0
4	USA	5		4	0.0

Team Statistics

Estadísticas del equipo / Estatística das Equipes

Teams ranked by goals scored

Final Round

GOALS and SHOTS

Rank	Team	Games Played	Goals	Shots	%
1	USA	2	22	51	43.1
2	PUR	1	13	26	50.0
3	BRA	2	10	60	16.7
3	CAN	2	10	47	21.3
5	CUB	2	9	44	20.5
6	VEN	1	7	26	26.9

EXTRA PLAYER SHOTS

Rank	Team	Games Played	Goals	Shots	%
1	USA	2	5	8	62.5
2	BRA	2	3	15	20.0
2	PUR	1	3	3	100.0
4	CAN	2	2	10	20.0
5	CUB	2	1	7	14.3
6	VEN	1		1	0.0

PENALTY SHOTS

Rank	Team	Games Played	Goals	Shots	%
1	BRA	2	2	4	50.0
2	CUB	2	1	1	100.0
3	CAN	2			
3	PUR	1			
3	USA	2			
3	VEN	1		1	0.0

ACTION SHOTS

Rank	Team	Games Played	Goals	Shots	%
1	USA	2	6	20	30.0
2	CAN	2	5	26	19.2
2	CUB	2	5	23	21.7
4	VEN	1	4	15	26.7
5	PUR	1	3	11	27.3
6	BRA	2	2	29	6.9

CENTRE SHOTS

Rank	Team	Games Played	Goals	Shots	%
1	PUR	1	6	11	54.5
1	USA	2	6	13	46.2
3	VEN	1	3	8	37.5
4	BRA	2	2	8	25.0
5	CAN	2	1	7	14.3
6	CUB	2		5	0.0

5m SHOTS

Rank	Team	Games Played	Goals	Shots	%
1	CAN	2	1	2	50.0
2	BRA	2		1	0.0
2	CUB	2		3	0.0
2	PUR	1			
2	USA	2		2	0.0
2	VEN	1		1	0.0

Team Statistics

Estadísticas del equipo / Estatística das Equipes

Teams ranked by goals scored

Overall (Preliminary + Final Round)

GOALS and SHOTS

Rank	Team	Games Played	Goals	Shots	%
1	USA	7	90	195	46.2
2	CAN	7	69	201	34.3
3	BRA	7	52	201	25.9
4	PUR	6	49	156	31.4
5	CUB	7	48	176	27.3
6	VEN	6	36	133	27.1

EXTRA PLAYER SHOTS

Rank	Team	Games Played	Goals	Shots	%
1	USA	7	22	32	68.8
2	CAN	7	20	42	47.6
3	CUB	7	17	44	38.6
4	BRA	7	12	37	32.4
5	PUR	6	11	31	35.5
6	VEN	6	9	26	34.6

PENALTY SHOTS

Rank	Team	Games Played	Goals	Shots	%
1	PUR	6	4	6	66.7
1	VEN	6	4	5	80.0
3	BRA	7	3	6	50.0
4	CUB	7	2	2	100.0
4	USA	7	2	2	100.0
6	CAN	7	1	1	100.0

ACTION SHOTS

Rank	Team	Games Played	Goals	Shots	%
1	USA	7	39	108	36.1
2	CAN	7	29	111	26.1
3	CUB	7	18	93	19.4
4	PUR	6	16	79	20.3
5	BRA	7	15	108	13.9
6	VEN	6	14	70	20.0

CENTRE SHOTS

Rank	Team	Games Played	Goals	Shots	%
1	USA	7	20	37	54.1
2	BRA	7	13	33	39.4
3	PUR	6	10	26	38.5
4	VEN	6	7	26	26.9
5	CAN	7	5	20	25.0
5	CUB	7	5	19	26.3

5m SHOTS

Rank	Team	Games Played	Goals	Shots	%
1	CAN	7	2	10	20.0
1	VEN	6	2	6	33.3
3	PUR	6	1	4	25.0
4	BRA	7		3	0.0
4	CUB	7		7	0.0
4	USA	7		6	0.0

Goalkeeper Statistics

Estadísticas de porteros / Estatísticas do Goleiro

GoalKeepers sorted by NOC

Preliminary Round

Team	Name	Cap No.	Games Played In	MIN	Shots on Goal			Penalty Shots on goal			Counter Attack Assists	Steals
					Saves	Shots	%	Saves	Shots	%		
BRA	OLIVEIRA Tess	1	5	159	50	80	62.5					5
CAN	LAMARRE Whynter	13	2	28	5	8	62.5		2	0.0		
CAN	RIDDELL Rachel	1	5	132	39	63	61.9					1
CUB	GOMEZ Cheila	13	1	15	3	7	42.9					
CUB	ZUNZUNEQUI Mirelis	1	5	144	55	103	53.4		2	0.0		
PUR	AROCHO SALGADO Mirelis	13	1	8		2	0.0					
PUR	LABOY GONZALEZ Estefania	1	5	151	29	84	34.5		4	0.0		8
USA	ARMSTRONG Elizabeth	1	3	95	21	35	60.0	1	1	100.0		
USA	HIPP Jaime	13	2	64	18	26	69.2					
VEN	GOGOY NODALES Lorena	13	5	65	12	34	35.3		2	0.0		
VEN	VILAR Xomar	1	5	94	9	72	12.5		3	0.0		2

Final Round

Team	Name	Cap No.	Games Played In	MIN	Shots on Goal			Penalty Shots on goal			Counter Attack Assists	Steals
					Saves	Shots	%	Saves	Shots	%		
BRA	OLIVEIRA Tess	1	2	64	12	24	50.0		1	0.0		1
CAN	RIDDELL Rachel	1	2	64	19	30	63.3		1	0.0		
CUB	GOMEZ Cheila	13	1	16	2	9	22.2					
CUB	ZUNZUNEQUI Mirelis	1	2	48	17	31	54.8	1	2	50.0		1
PUR	AROCHO SALGADO Mirelis	13	1	0								
PUR	LABOY GONZALEZ Estefania	1	1	31	9	16	56.3	1	1	100.0	1	2
USA	ARMSTRONG Elizabeth	1	2	56	17	24	70.8					
USA	HIPP Jaime	13	1	8	1	1	100.0					
VEN	GOGOY NODALES Lorena	13	1	8	2	3	66.7					
VEN	VILAR Xomar	1	1	24	6	18	33.3					3

Overall (Preliminary + Final Round)

Team	Name	Cap No.	Games Played In	MIN	Shots on Goal			Penalty Shots on goal			Counter Attack Assists	Steals
					Saves	Shots	%	Saves	Shots	%		
BRA	OLIVEIRA Tess	1	7	223	62	104	59.6		1	0.0		6
CAN	LAMARRE Whynter	13	2	28	5	8	62.5		2	0.0		
CAN	RIDDELL Rachel	1	7	196	58	93	62.4		1	0.0		1
CUB	GOMEZ Cheila	13	2	31	5	16	31.3					
CUB	ZUNZUNEQUI Mirelis	1	7	192	72	134	53.7	1	4	25.0		1
PUR	AROCHO SALGADO Mirelis	13	2	8		2	0.0					
PUR	LABOY GONZALEZ Estefania	1	6	183	38	100	38.0	1	5	20.0	1	10
USA	ARMSTRONG Elizabeth	1	5	151	38	59	64.4	1	1	100.0		
USA	HIPP Jaime	13	3	72	19	27	70.4					
VEN	GOGOY NODALES Lorena	13	6	73	14	37	37.8		2	0.0		
VEN	VILAR Xomar	1	6	118	15	90	16.7		3	0.0		5

Individual Statistics

Estadística Individual / Estatísticas Individuais

Players ranked by goals scored / sprints won

Preliminary Round

EXTRA PLAYER SHOTS

Rk	Cap No.	Name	Team	GP	Goals	Shots	%
1	5	GUTIERREZ Danay	CUB	5	8	14	57.1
2	4	HERNANDEZ Hirovis	CUB	5	5	7	71.4
2	12	RADU Marina	CAN	5	5	7	71.4
4	7	GARCIA Angelica	PUR	5	4	9	44.4
4	10	PEDROSA Camila	BRA	5	4	7	57.1
4	8	RIVERO Stephanie	VEN	5	4	8	50.0
4	4	VILLA Brenda	USA	5	4	6	66.7
4	5	WENGER Ashley Lauren	USA	5	4	4	100.0

More players tied with the same rank than can fit in the list

PENALTY SHOTS

Rk	Cap No.	Name	Team	GP	Goals	Shots	%
1	4	ORTIZ IRIZARRY Amanda	PUR	5	2	2	100.0
1	8	RIVERO Stephanie	VEN	5	2	2	100.0
3	11	AGUILAR Gregory	VEN	5	1	1	100.0
3	5	BASTARDO Yessenia	VEN	5	1	1	100.0
3	4	CSIKOS Emily	CAN	5	1	1	100.0
3	3	FERNANDES Flavia	BRA	5	1	1	100.0
3	7	GARCIA Angelica	PUR	5	1	2	50.0
3	6	GOLDA Natalie	USA	5	1	1	100.0
3	5	GUTIERREZ Danay	CUB	5	1	1	100.0
3	2	MEDINA MONTERO Paola	PUR	5	1	2	50.0
3	4	VILLA Brenda	USA	5	1	1	100.0

ACTION SHOTS

Rk	Cap No.	Name	Team	GP	Goals	Shots	%
1	6	GOLDA Natalie	USA	5	7	14	50.0
2	5	BEKHAZI Joelle	CAN	5	6	13	46.2
2	10	GREGORKA Alison	USA	5	6	14	42.9
4	9	BRADEN Alison	CAN	5	5	11	45.5
4	3	FIGGE Erika	USA	5	5	8	62.5
4	2	MEDINA MONTERO Paola	PUR	5	5	20	25.0
7	10	PEDROSA Camila	BRA	5	4	16	25.0
7	8	STEFFENS Jessica	USA	5	4	7	57.1
7	6	TOMIUK Rosanna	CAN	5	4	8	50.0
7	4	VILLA Brenda	USA	5	4	12	33.3

More players tied with the same rank than can fit in the list

CENTRE SHOTS

Rk	Cap No.	Name	Team	GP	Goals	Shots	%
1	12	CRAIG Kami	USA	5	8	12	66.7
2	4	CANETTI Marina	BRA	5	6	11	54.5
3	11	van NORMAN Moriah	USA	5	5	9	55.6
4	5	GUTIERREZ Danay	CUB	5	3	8	37.5
4	4	ORTIZ IRIZARRY Amanda	PUR	5	3	11	27.3
6	9	BRADEN Alison	CAN	5	2	3	66.7
6	8	CARVALHO Luiza	BRA	5	2	9	22.2
6	3	REGO Selene	VEN	4	2	6	33.3
6	8	RIVERO Stephanie	VEN	5	2	6	33.3
6	2	VASCONCELOS Ana	BRA	5	2	3	66.7

More players tied with the same rank than can fit in the list

5m SHOTS

Rk	Cap No.	Name	Team	GP	Goals	Shots	%
1	4	ORTIZ IRIZARRY Amanda	PUR	5	1	2	50.0
1	12	RADU Marina	CAN	5	1	4	25.0
1	8	RIVERO Stephanie	VEN	5	1	1	100.0
1	6	SUAREZ Thais	VEN	5	1	1	100.0

More players tied with the same rank than can fit in the list

LEADING SPRINTERS

Rk	Cap No.	Name	Team	GP	Won	Sprints	%
1	8	PERREAULT Dominique	CAN	5	17	19	89.5
2	10	PEDROSA Camila	BRA	5	8	10	80.0
3	11	AGUILAR Gregory	VEN	5	7	15	46.7
4	2	PETRI Heather	USA	5	5	12	41.7
4	10	RALAT NAZARIO Anaid	PUR	5	5	17	29.4
6	3	FIGGE Erika	USA	5	3	4	75.0
6	11	GUTIERREZ Leyanis	CUB	5	3	9	33.3
8	6	CABALLERO Yamira	CUB	5	2	7	28.6
8	9	LISSONI Fernanda	BRA	5	2	4	50.0
10	10	ROBINSON Christine	CAN	5	1	1	100.0
10	12	TENO Melina	BRA	5	1	2	50.0

Legend:

Rk Rank GP Games Played

Individual Statistics

Estadística Individual / Estatísticas Individuais

Players ranked by goals scored / sprints won

Final Round

EXTRA PLAYER SHOTS

Rk	Cap No.	Name	Team	GP	Goals	Shots	%
1	11	AMARO Maria Barbara	BRA	2	1	1	100.0
1	9	BRADEN Alison	CAN	2	1	5	20.0
1	8	CARVALHO Luiza	BRA	2	1	1	100.0
1	3	FERNANDES Flavia	BRA	2	1	4	25.0
1	7	GARCIA Angelica	PUR	1	1	1	100.0
1	6	GOLDA Natalie	USA	2	1	2	50.0
1	10	GREGORKA Alison	USA	2	1	1	100.0
1	4	HERNANDEZ Hirovis	CUB	2	1	2	50.0
1	4	ORTIZ IRIZARRY Amanda	PUR	1	1	1	100.0
1	8	PERREAULT Dominique	CAN	2	1	2	50.0
1	2	PETRI Heather	USA	2	1	1	100.0
1	12	SALIB LOPEZ Francheska	PUR	1	1	1	100.0

More players tied with the same rank than can fit in the list

PENALTY SHOTS

Rk	Cap No.	Name	Team	GP	Goals	Shots	%
1	3	FERNANDES Flavia	BRA	2	1	2	50.0
1	4	HERNANDEZ Hirovis	CUB	2	1	1	100.0
1	10	PEDROSA Camila	BRA	2	1	1	100.0

ACTION SHOTS

Rk	Cap No.	Name	Team	GP	Goals	Shots	%
1	7	GARCIA Angelica	PUR	1	3	4	75.0
1	10	GREGORKA Alison	USA	2	3	7	42.9
3	9	ANDREU Yanelis	CUB	2	2	4	50.0
3	4	CSIKOS Emily	CAN	2	2	3	66.7
3	7	GALUE Rocio	VEN	1	2	6	33.3
3	5	GUTIERREZ Danay	CUB	2	2	5	40.0
3	5	WENGER Ashley Lauren	USA	2	2	3	66.7

More players tied with the same rank than can fit in the list

CENTRE SHOTS

Rk	Cap No.	Name	Team	GP	Goals	Shots	%
1	4	ORTIZ IRIZARRY Amanda	PUR	1	4	8	50.0
2	3	REGO Selene	VEN	1	3	3	100.0
2	11	van NORMAN Moriah	USA	2	3	6	50.0
4	8	CARVALHO Luiza	BRA	2	2	5	40.0
4	12	CRAIG Kami	USA	2	2	6	33.3
6	2	ALOGBO Krystina	CAN	2	1	3	33.3
6	7	GARCIA Angelica	PUR	1	1	1	100.0
6	9	ROSARIO LEBRON Mairim	PUR	1	1	2	50.0
6	5	WENGER Ashley Lauren	USA	2	1	1	100.0

5m SHOTS

Rk	Cap No.	Name	Team	GP	Goals	Shots	%
1	12	RADU Marina	CAN	2	1	1	100.0

LEADING SPRINTERS

Rk	Cap No.	Name	Team	GP	Won	Sprints	%
1	8	PERREAULT Dominique	CAN	2	6	8	75.0
2	7	GALUE Rocio	VEN	1	3	3	100.0
2	10	PEDROSA Camila	BRA	2	3	6	50.0
4	3	FIGGE Erika	USA	2	2	2	100.0
4	11	GUTIERREZ Leyanis	CUB	2	2	5	40.0
4	2	PETRI Heather	USA	2	2	4	50.0
7	10	RALAT NAZARIO Anaid	PUR	1	1	3	33.3
7	12	TENO Melina	BRA	2	1	2	50.0

Legend:

Rk Rank GP Games Played

Individual Statistics

Estadística Individual / Estatísticas Individuais

Players ranked by goals scored / sprints won

Overall (Preliminary + Final Round)

EXTRA PLAYER SHOTS

Rk	Cap No.	Name	Team	GP	Goals	Shots	%
1	5	GUTIERREZ Danay	CUB	7	8	17	47.1
2	4	HERNANDEZ Hirovis	CUB	7	6	9	66.7
3	7	GARCIA Angelica	PUR	6	5	10	50.0
3	12	RADU Marina	CAN	7	5	8	62.5
3	4	VILLA Brenda	USA	7	5	7	71.4
6	10	PEDROSA Camila	BRA	7	4	10	40.0
6	8	RIVERO Stephanie	VEN	5	4	8	50.0
6	5	WENGER Ashley Lauren	USA	7	4	5	80.0
9	11	van NORMAN Moriah	USA	7	3	3	100.0

More players tied with the same rank than can fit in the list

PENALTY SHOTS

Rk	Cap No.	Name	Team	GP	Goals	Shots	%
1	3	FERNANDES Flavia	BRA	7	2	3	66.7
1	4	ORTIZ IRIZARRY Amanda	PUR	6	2	2	100.0
1	8	RIVERO Stephanie	VEN	5	2	2	100.0

More players tied with the same rank than can fit in the list

ACTION SHOTS

Rk	Cap No.	Name	Team	GP	Goals	Shots	%
1	10	GREGORKA Alison	USA	7	9	21	42.9
2	6	GOLDA Natalie	USA	7	7	14	50.0
3	5	BEKHAZI Joelle	CAN	7	6	18	33.3
4	9	BRADEN Alison	CAN	7	5	11	45.5
4	3	FIGGE Erika	USA	7	5	9	55.6
4	2	MEDINA MONTERO Paola	PUR	6	5	23	21.7
4	5	WENGER Ashley Lauren	USA	7	5	11	45.5

More players tied with the same rank than can fit in the list

CENTRE SHOTS

Rk	Cap No.	Name	Team	GP	Goals	Shots	%
1	12	CRAIG Kami	USA	7	10	18	55.6
2	11	van NORMAN Moriah	USA	7	8	15	53.3
3	4	ORTIZ IRIZARRY Amanda	PUR	6	7	19	36.8
4	4	CANETTI Marina	BRA	7	6	14	42.9
5	3	REGO Selene	VEN	5	5	9	55.6
6	8	CARVALHO Luiza	BRA	7	4	14	28.6
7	5	GUTIERREZ Danay	CUB	7	3	11	27.3
8	2	ALOGBO Krystina	CAN	6	2	9	22.2
8	9	BRADEN Alison	CAN	7	2	5	40.0
8	8	RIVERO Stephanie	VEN	5	2	6	33.3
8	2	VASCONCELOS Ana	BRA	7	2	3	66.7

More players tied with the same rank than can fit in the list

5m SHOTS

Rk	Cap No.	Name	Team	GP	Goals	Shots	%
1	12	RADU Marina	CAN	7	2	5	40.0
2	4	ORTIZ IRIZARRY Amanda	PUR	6	1	2	50.0
2	8	RIVERO Stephanie	VEN	5	1	1	100.0
2	6	SUAREZ Thais	VEN	6	1	1	100.0

More players tied with the same rank than can fit in the list

LEADING SPRINTERS

Rk	Cap No.	Name	Team	GP	Won	Sprints	%
1	8	PERREAULT Dominique	CAN	7	23	27	85.2
2	10	PEDROSA Camila	BRA	7	11	16	68.8
3	11	AGUILAR Gregory	VEN	5	7	15	46.7
3	2	PETRI Heather	USA	7	7	16	43.8
5	10	RALAT NAZARIO Anaid	PUR	6	6	20	30.0
6	3	FIGGE Erika	USA	7	5	6	83.3
6	11	GUTIERREZ Leyanis	CUB	7	5	14	35.7
8	7	GALUE Rocio	VEN	6	3	3	100.0
9	6	CABALLERO Yamira	CUB	7	2	8	25.0
9	9	LISSONI Fernanda	BRA	7	2	4	50.0
9	12	TENO Melina	BRA	7	2	4	50.0
12	10	ROBINSON Christine	CAN	7	1	1	100.0

Legend:

Rk Rank GP Games Played



Individual Statistics - Leading Scores

Estadísticas individuales - goleadores / Estatísticas Individuais - Pontos Marcados Mais Importantes

Players ranked by goals scored

Rank	Cap No.	Name	Team	Games Played	Preliminary Round	Final Round	Overall	
					Goals/Shots	Goals/Shots	Goals/Shots	%
1	5	GUTIERREZ Danay	CUB	7	13/30	3/13	16/43	37.2
2	4	ORTIZ IRIZARRY Amanda	PUR	6	10/25	5/9	15/34	44.1
3	10	GREGORKA Alison	USA	7	8/17	4/9	12/26	46.2
3	10	PEDROSA Camila	BRA	7	10/28	2/8	12/36	33.3
3	12	RADU Marina	CAN	7	10/25	2/10	12/35	34.3
3	5	WENGER Ashley Lauren	USA	7	7/16	5/8	12/24	50.0
7	12	CRAIG Kami	USA	7	9/15	2/6	11/21	52.4
7	7	GARCIA Angelica	PUR	6	6/25	5/6	11/31	35.5
7	6	GOLDA Natalie	USA	7	9/18	2/3	11/21	52.4
7	4	HERNANDEZ Hirovis	CUB	7	9/32	2/7	11/39	28.2
7	8	RIVERO Stephanie	VEN	5	11/20		11/20	55.0
7	11	van NORMAN Moriah	USA	7	7/11	4/7	11/18	61.1
7	4	VILLA Brenda	USA	7	10/21	1/2	11/23	47.8
14	9	BRADEN Alison	CAN	7	9/18	1/8	10/26	38.5
14	4	CSIKOS Emily	CAN	7	8/18	2/4	10/22	45.5
16	5	BEKHAZI Joelle	CAN	7	8/18	1/6	9/24	37.5
16	3	FERNANDES Flavia	BRA	7	6/16	3/12	9/28	32.1
18	3	FIGGE Erika	USA	7	6/10	2/3	8/13	61.5
18	2	MEDINA MONTERO Paola	PUR	6	7/26	1/4	8/30	26.7
20	4	CANETTI Marina	BRA	7	7/14	0/4	7/18	38.9
20	8	PERREAULT Dominique	CAN	7	5/18	2/5	7/23	30.4
22	8	CARVALHO Luiza	BRA	7	3/15	3/6	6/21	28.6
22	11	GUTIERREZ Leyanis	CUB	7	5/14	1/3	6/17	35.3
22	10	RALAT NAZARIO Anaïd	PUR	6	6/17	0/1	6/18	33.3
22	3	REGO Selene	VEN	5	2/7	4/5	6/12	50.0

More players tied with the same rank than can fit in the list

Cumulative Statistics

Estadísticas cumulativas / Estatísticas Cumulativas

BRA - BRA After 7 Matches

Preliminary Round

Cap No.	Name	GP	MIN	Goals/Shots								AS	TF	ST	BL	SP	Personal Fouls				
				Total	%	A	C	X	5M	PS	CA						20C	20F	PF	EX	
1	OLIVEIRA Tess	5	159																		
2	VASCONCELOS Ana	5	68	5/12	41.7	2/7	2/3	1/2											3	1	
3	FERNANDES Flavia	5	110	6/16	37.5	1/9		0/2		1/1	4/4	2	1	2	1						
4	CANETTI Marina	5	95	7/14	50.0	0/1	6/11	1/1			0/1			3	3	4				2	
5	HENRIQUES Andrea	5	95	3/14	21.4	1/11		2/3				1	1			0/1		1	1		
6	CANETTI Cecilia	5	42	0/2	0.0	0/1			0/1					1	1	1				2	
7	OLIVEIRA Amanda	5	82	2/10	20.0	1/8		0/1			1/1	1	1	2	1					1	
8	CARVALHO Luiza	5	64	3/15	20.0	0/1	2/9	0/2	0/1		1/2	1	6	1	1					1	
9	LISSONI Fernanda	5	96	2/10	20.0	2/9		0/1				3	3	3		2/4				5	
10	PEDROSA Camila	5	116	10/28	35.7	4/16	1/2	4/7		0/1	1/2	1	3	6	1	8/10				1	
11	AMARO Maria Barbara	5	61	0/4	0.0	0/4								4						2	
12	TENO Melina	5	118	4/16	25.0	2/12		1/3				1		9		1/2				1	
13	CANETTI Manuela																			3	
Totals				42/141	29.8	13/79	11/25	9/22	0/2	1/2	8/11	10	19	37	8	15/21	17	17			
Against				30/124	24.2	15/87	4/9	10/25	0/2		1/1				12	15	6	6/21	12	21	2
Cap No.	Goalkeepers	Saves/Shots								Time Out											
		Total	%	A	C	X	5M	PS	CA	Exclusions With	Exclusions Without	Extra Player Goals	Extra Player								
1	OLIVEIRA Tess	50/80	62.5	39/54	3/7	7/17	1/1	0/1												5	
Totals		50/80	62.5	39/54	3/7	7/17	1/1	0/1												0	

Time Out	5
Exclusions With	0
Exclusions Without	0
Extra Player Goals	9
Extra Player	33

Team Shots	Goals	Saves	Missed	Post	Blocked	Total	%
Action	13	23	21	15	7	79	16.5
Centre	11	6	7	1		25	16.5
Extra Player	9	5	2	5	1	22	40.9
5m			2			2	0.0
Penalty	1	1				2	50.0
Counter Attack	8	1	1	1		11	72.7
Total	42	36	33	22	8	141	29.8

Final Round

Cap No.	Name	GP	MIN	Goals/Shots								AS	TF	ST	BL	SP	Personal Fouls				
				Total	%	A	C	X	5M	PS	CA						20C	20F	PF	EX	
1	OLIVEIRA Tess	2	64																		
2	VASCONCELOS Ana	2	36	0/5	0.0	0/3		0/2						3						1	
3	FERNANDES Flavia	2	55	3/12	25.0	1/6		1/4		1/2				1	2					1	
4	CANETTI Marina	2	34	0/4	0.0		0/3				0/1			1	1	1				1	
5	HENRIQUES Andrea	2	41	0/5	0.0	0/5						1		1						1	
6	CANETTI Cecilia	2	6	0/1	0.0			0/1													
7	OLIVEIRA Amanda	2	16	0/3	0.0	0/2		0/1													
8	CARVALHO Luiza	2	31	3/6	50.0		2/5	1/1						1	2	1					
9	LISSONI Fernanda	2	34	1/4	25.0	1/3				0/1					1						
10	PEDROSA Camila	2	52	2/8	25.0	0/2		0/3		1/1	1/2	1		1		3/6				1	
11	AMARO Maria Barbara	2	21	1/2	50.0	0/1		1/1							1					1	
12	TENO Melina	2	51	0/10	0.0	0/7		0/2	0/1						1		1/2				
13	CANETTI Manuela																				
Totals				10/60	16.7	2/29	2/8	3/15	0/1	2/4	1/3	2	3	14	1	4/8	5	3	1		
Against				12/48	25.0	6/30	0/4	2/7	1/1	1/1	2/5	2	8	13	7	4/8	7	10	4		
Cap No.	Goalkeepers	Saves/Shots								Time Out											
		Total	%	A	C	X	5M	PS	CA	Exclusions With	Exclusions Without	Extra Player Goals	Extra Player								
1	OLIVEIRA Tess	12/24	50.0	6/12	2/2	2/4	0/1	0/1	2/4											3	
Totals		12/24	50.0	6/12	2/2	2/4	0/1	0/1	2/4											0	

Time Out	3
Exclusions With	0
Exclusions Without	0
Extra Player Goals	3
Extra Player	17

Team Shots	Goals	Saves	Missed	Post	Blocked	Total	%
Action	2	13	3	6	5	29	6.9
Centre	2	2	2	1	1	8	6.9
Extra Player	3	5	1	6		15	20.0
5m		1				1	0.0
Penalty	2	1		1		4	50.0
Counter Attack	1	1			1	3	33.3
Total	10	23	6	14	7	60	16.7

Legend:

GP	Games Played	MIN	Minutes Played	A	Action shot	C	Centre shot
X	Extra player shot	5m	5 metre shot	PS	Penalty shot	CA	Counter attack
AS	Assist	TF	Turnover foul	ST	Steals	BL	Blocked shot
SP	Sprint (won/sprints)	PF	Penalty	EX	Exclusion		
20C	20 seconds exclusion in the centre forward position			20F	20 seconds exclusion in the field		

Cumulative Statistics

Estadísticas acumulativas / Estatísticas Cumulativas

BRA - BRA After 7 Matches

Overall (Preliminary + Final Round)

Cap No.	Name	GP	MIN	Goals/Shots							AS	TF	ST	BL	SP	Personal Fouls				
				Total	%	A	C	X	5M	PS						CA	20C	20F	PF	EX
1	OLIVEIRA Tess	7	223																	
2	VASCONCELOS Ana	7	105	5/17	29.4	2/10	2/3	1/4											4	2
3	FERNANDES Flavia	7	166	9/28	32.1	2/15		1/6			2/3	4/4	2	2	4	1			1	1
4	CANETTI Marina	7	130	7/18	38.9	0/1	6/14	1/1				0/2			4	4	4			3
5	HENRIQUES Andrea	7	137	3/19	15.8	1/16		2/3					2	1	1		0/1		2	1
6	CANETTI Cecilia	7	49	0/3	0.0	0/1		0/1	0/1						1	1			2	1
7	OLIVEIRA Amanda	7	98	2/13	15.4	1/10		0/2				1/1	1	1	2	1			1	2
8	CARVALHO Luiza	7	96	6/21	28.6	0/1	4/14	1/3	0/1		1/2		1	7	3	2			1	2
9	LISSONI Fernanda	7	130	3/14	21.4	3/12		0/1		0/1			3	3	4		2/4		5	2
10	PEDROSA Camila	7	168	12/36	33.3	4/18	1/2	4/10		1/2	2/4	2	3	7	1	11/16		2		1
11	AMARO Maria Barbara	7	82	1/6	16.7	0/5		1/1							5				3	3
12	TENO Melina	7	170	4/26	15.4	2/19		1/5	0/1		1/1	1		10		2/4		1	3	
13	CANETTI Manuela																			
Totals				52/201	25.9	15/108	13/33	12/37	0/3	3/6	9/14	12	22	51	9	19/29		22	20	1
Against				42/172	24.4	21/117	4/13	12/32	1/3	1/1	3/6	2	20	28	13	10/29		19	31	6
Cap No.	Goalkeepers	Saves/Shots							Time Out											
		Total	%	A	C	X	5M	PS	CA											
1	OLIVEIRA Tess	62/104	59.6	45/66	5/9	9/21	1/2	0/1	2/5		8									
Totals		62/104	59.6	45/66	5/9	9/21	1/2	0/1	2/5		8									

Time Out	8
Exclusions With	0
Exclusions Without	0
Extra Player Goals	12
Extra Player	50

Team Shots	Goals	Saves	Missed	Post	Blocked	Total	%
Action	15	36	24	21	12	108	13.9
Centre	13	8	9	2	1	33	13.9
Extra Player	12	10	3	11	1	37	32.4
5m		1	2			3	0.0
Penalty	3	2		1		6	50.0
Counter Attack	9	2	1	1	1	14	64.3
Total	52	59	39	36	15	201	25.9

Legend:

GP	Games Played	MIN	Minutes Played	A	Action shot	C	Centre shot
X	Extra player shot	5m	5 metre shot	PS	Penalty shot	CA	Counter attack
AS	Assist	TF	Turnover foul	ST	Steals	BL	Blocked shot
SP	Sprint (won/sprints)	PF	Penalty	EX	Exclusion		
20C	20 seconds exclusion in the centre forward position			20F	20 seconds exclusion in the field		

Cumulative Statistics

Estadísticas cumulativas / Estadísticas Cumulativas

CAN - CAN After 7 Matches

Preliminary Round

Cap No.	Name	GP	MIN	Goals/Shots							AS	TF	ST	BL	SP	Personal Fouls				
				Total	%	A	C	X	5M	PS						CA	20C	20F	PF	EX
1	RIDDELL Rachel	5	132	0/1	0.0	0/1														
2	ALOGBO Krystina	4	52	4/12	33.3	1/3	1/6	2/3												
3	LIZE Sandra	5	67	2/6	33.3	1/5		1/1												
4	CSIKOS Emily	5	86	8/18	44.4	2/10		2/4		1/1	3/3									
5	BEKHAZI Joelle	5	115	8/18	44.4	6/13		1/3			1/2									
6	TOMIUK Rosanna	5	84	5/13	38.5	4/8		1/2	0/2		0/1									
7	CAMPBELL Cora	2	17	2/3	66.7						2/3									
8	PERREAULT Dominique	5	119	5/18	27.8	3/14		1/2			1/2									
9	BRADEN Alison	5	115	9/18	50.0	5/11	2/3	1/3			1/1									
10	ROBINSON Christine	5	117	4/11	36.4	0/2	1/4	2/3	0/1		1/1									
11	CAMPBELL Tara	5	92	2/11	18.2	0/6		2/4	0/1		1/1									
12	RADU Marina	5	91	10/25	40.0	2/12		5/7	1/4		2/2									
13	LAMARRE Whynter	2	28																	
Totals				59/154	38.3	24/85	4/13	18/32	1/8	1/1	11/15	10	17	30	8	18/20	24	15	2	
Against				27/129	20.9	9/79	3/10	11/29	0/6	2/2	2/3	3	15	33	19	2/20	18	16	1	
Cap No.	Goalkeepers	Saves/Shots							Time Out											
		Total	%	A	C	X	5M	PS	CA	Exclusions With	Exclusions Without									
1	RIDDELL Rachel	39/63	61.9	29/37	3/6	4/15	2/2	1/3		6	0									
13	LAMARRE Whynter	5/8	62.5	5/6			0/2			0	0									
Totals		44/71	62.0	34/43	3/6	4/15	2/2	0/2	1/3	18	0									

Time Out	6
Exclusions With	0
Exclusions Without	0
Extra Player Goals	18
Extra Player	34

Team Shots	Goals	Saves	Missed	Post	Blocked	Total	%
Action	24	28	10	10	13	85	28.2
Centre	4	3	2	2	2	13	28.2
Extra Player	18	4	3	4	3	32	56.3
5m	1	5	1		1	8	12.5
Penalty	1					1	100.0
Counter Attack	11	3		1		15	73.3
Total	59	43	16	17	19	154	38.3

Final Round

Cap No.	Name	GP	MIN	Goals/Shots							AS	TF	ST	BL	SP	Personal Fouls				
				Total	%	A	C	X	5M	PS						CA	20C	20F	PF	EX
1	RIDDELL Rachel	2	64																	
2	ALOGBO Krystina	2	54	1/4	25.0		1/3	0/1												
3	LIZE Sandra	2	5																	
4	CSIKOS Emily	2	15	2/4	50.0	2/3		0/1												
5	BEKHAZI Joelle	2	26	1/6	16.7	0/5				1/1										
6	TOMIUK Rosanna	2	23	0/4	0.0	0/3			0/1											
7	CAMPBELL Cora	2	42	1/4	25.0	1/4														
8	PERREAULT Dominique	2	50	2/5	40.0	1/3		1/2												
9	BRADEN Alison	2	44	1/8	12.5		0/2	1/5		0/1										
10	ROBINSON Christine	2	50	0/2	0.0		0/2													
11	CAMPBELL Tara	2	21																	
12	RADU Marina	2	49	2/10	20.0	1/8		0/1	1/1											
13	LAMARRE Whynter																			
Totals				10/47	21.3	5/26	1/7	2/10	1/2		1/2	3	7	11	9	6/8	7	6	1	
Against				11/54	20.4	4/35	1/4	4/9	0/2	1/1	1/3	2	3	11	3	2/8	4	8		1
Cap No.	Goalkeepers	Saves/Shots							Time Out											
		Total	%	A	C	X	5M	PS	CA	Exclusions With	Exclusions Without									
1	RIDDELL Rachel	19/30	63.3	16/20	1/2	1/5	1/1	0/1	0/1		2	0								
Totals		19/30	63.3	16/20	1/2	1/5	1/1	0/1	0/1		0	0								

Time Out	2
Exclusions With	0
Exclusions Without	0
Extra Player Goals	2
Extra Player	12

Team Shots	Goals	Saves	Missed	Post	Blocked	Total	%
Action	5	7	8	5	1	26	19.2
Centre	1	4	1	1		7	19.2
Extra Player	2	2	1	2	3	10	20.0
5m	1	1				2	50.0
Penalty							
Counter Attack	1	1				2	50.0
Total	10	15	10	8	4	47	21.3

Legend:

GP	Games Played	MIN	Minutes Played	A	Action shot	C	Centre shot
X	Extra player shot	5m	5 metre shot	PS	Penalty shot	CA	Counter attack
AS	Assist	TF	Turnover foul	ST	Steals	BL	Blocked shot
SP	Sprint (won/sprints)	PF	Penalty	EX	Exclusion		
20C	20 seconds exclusion in the centre forward position			20F	20 seconds exclusion in the field		

Cumulative Statistics

Estadísticas acumulativas / Estadísticas Cumulativas

CAN - CAN After 7 Matches

Overall (Preliminary + Final Round)

Cap No.	Name	GP	MIN	Goals/Shots							AS	TF	ST	BL	SP	Personal Fouls						
				Total	%	A	C	X	5M	PS						CA	20C	20F	PF	EX		
1	RIDDELL Rachel	7	196	0/1	0.0	0/1																
2	ALOGBO Krystina	6	106	5/16	31.3	1/3	2/9	2/4										1	3	1		
3	LIZÉ Sandra	7	73	2/6	33.3	1/5		1/1										1	3			
4	CSIKOS Emily	7	101	10/22	45.5	4/13		2/5		1/1	3/3							2	1			
5	BEKHAZI Joelle	7	142	9/24	37.5	6/18		1/3			2/3							1	7			
6	TOMIUK Rosanna	7	107	5/17	29.4	4/11		1/2	0/3		0/1							3	1	1		
7	CAMPBELL Cora	4	59	3/7	42.9	1/4					2/3						1	2				
8	PERREAULT Dominique	7	169	7/23	30.4	4/17		2/4			1/2						1	5	1	23/27		
9	BRADEN Alison	7	160	10/26	38.5	5/11	2/5	2/8			1/2						2	3	4	1		
10	ROBINSON Christine	7	167	4/13	30.8	0/2	1/6	2/3	0/1		1/1						1	5	5	4		
11	CAMPBELL Tara	7	114	2/11	18.2	0/6		2/4	0/1									1	4	3		
12	RADU Marina	7	140	12/35	34.3	3/20		5/8	2/5		2/2							3	1	2	5	
13	LAMARRE Whynter	2	28																		1	
Totals				69/201	34.3	29/111	5/20	20/42	2/10	1/1	12/17	13	24	41	17	24/28	31	21	3			
Against				38/183	20.8	13/114	4/14	15/38	0/8	3/3	3/6	5	18	44	22	4/28	22	24	1	1		
Cap No.	Goalkeepers	Saves/Shots							Time Out													
		Total	%	A	C	X	5M	PS	CA													
1	RIDDELL Rachel	58/93	62.4	45/57	4/8	5/20	3/3	0/1	1/4											8		
13	LAMARRE Whynter	5/8	62.5	5/6				0/2													0	
Totals		63/101	62.4	50/63	4/8	5/20	3/3	0/3	1/4												0	
																					0	
																					0	
																					20	
																					46	

Team Shots	Goals	Saves	Missed	Post	Blocked	Total	%
Action	29	35	18	15	14	111	26.1
Centre	5	7	3	3	2	20	26.1
Extra Player	20	6	4	6	6	42	47.6
5m	2	6	1		1	10	20.0
Penalty	1					1	100.0
Counter Attack	12	4		1		17	70.6
Total	69	58	26	25	23	201	34.3

Legend:

GP	Games Played	MIN	Minutes Played	A	Action shot	C	Centre shot
X	Extra player shot	5m	5 metre shot	PS	Penalty shot	CA	Counter attack
AS	Assist	TF	Turnover foul	ST	Steals	BL	Blocked shot
SP	Sprint (won/sprints)	PF	Penalty	EX	Exclusion		
20C	20 seconds exclusion in the centre forward position			20F	20 seconds exclusion in the field		

Cumulative Statistics

Estadísticas acumulativas / Estadísticas Cumulativas

CUB - CUB After 7 Matches

Preliminary Round

Cap No.	Name	GP	MIN	Goals/Shots							AS	TF	ST	BL	SP	Personal Fouls					
				Total	%	A	C	X	5M	PS						CA	20C	20F	PF	EX	
1	ZUNZUNEQUI Mairelis	5	144	0/3	0.0	0/3															
2	DIAGO Yunieska	5	41	1/3	33.3			0/2			1/1						2				
3	OMS Yadira	5	56	2/5	40.0	1/4		1/1									1				
4	HERNANDEZ Hirovis	5	122	9/32	28.1	3/22	0/1	5/7	0/1		1/1	4	1	2	3			2			
5	GUTIERREZ Danay	5	103	13/30	43.3	1/7	3/8	8/14		1/1		1	9		1						
6	CABALLERO Yamira	5	134	3/10	30.0	3/7	0/1	0/1			0/1	3	2	3	2/7			3	2		
7	GARLOBO Adriana	3	9	0/1	0.0			0/1						1				1			
8	SOLER Olga	5	60	1/4	25.0	0/1	1/3					7						1	1		
9	ANDREU Yanelis	5	121	2/11	18.2	1/8		1/1	0/2			2	2	2				6	2		
10	FROMETA Lisandra	5	122	3/15	20.0	2/7		1/7	0/1					1				3	2		
11	GUTIERREZ Leyanis	5	134	5/14	35.7	2/9	1/1	0/1				2	2		3/9			1	1		
12	TRUFFIN Neldys	5	51	0/4	0.0	0/2		0/2						1				4	1		
13	GOMEZ Cheila	1	15																		
Totals				39/132	29.5	13/70	5/14	16/37	0/4	1/1	4/6		5	25	12	11	5/20		18	13	3
Against				52/173	30.1	25/107	7/22	8/23	1/5	2/3	9/13		2	25	26	13	15/20		18	25	1
Cap No.	Goalkeepers	Saves/Shots							Time Out												
		Total	%	A	C	X	5M	PS	CA	Exclusions With	Exclusions Without	Extra Player Goals	Extra Player								
1	ZUNZUNEQUI Mairelis	55/103	53.4	41/64	8/15	4/10	0/1	0/2	2/11											6	
13	GOMEZ Cheila	3/7	42.9	1/3	2/2	0/2														0	
Totals		58/110	52.7	42/67	10/17	4/12	0/1	0/2	2/11											16	43

Team Shots	Goals	Saves	Missed	Post	Blocked	Total	%
Action	13	28	14	12	3	70	18.6
Centre	5	4	1	3	1	14	18.6
Extra Player	16	3	3	7	8	37	43.2
5m		2	1	1		4	0.0
Penalty	1					1	100.0
Counter Attack	4	2				6	66.7
Total	39	39	19	23	12	132	29.5

Final Round

Cap No.	Name	GP	MIN	Goals/Shots							AS	TF	ST	BL	SP	Personal Fouls					
				Total	%	A	C	X	5M	PS						CA	20C	20F	PF	EX	
1	ZUNZUNEQUI Mairelis	2	48	0/1	0.0	0/1								1							
2	DIAGO Yunieska	2	32	0/6	0.0	0/5			0/1					4							
3	OMS Yadira	2	40	0/2	0.0	0/2						1	1		0/2			2	1		
4	HERNANDEZ Hirovis	2	24	2/7	28.6	0/2		1/2	0/2	1/1		1	2	1				2		1	
5	GUTIERREZ Danay	2	44	3/13	23.1	2/5	0/3	0/3			1/2			2					1	1	
6	CABALLERO Yamira	2	47									2	1		0/1				2		
7	GARLOBO Adriana	2	22	0/1	0.0			0/1						1					1		
8	SOLER Olga	2	33	0/2	0.0			0/2				2	1						1		
9	ANDREU Yanelis	2	41	2/4	50.0	2/4								1	2						
10	FROMETA Lisandra	2	36	1/4	25.0	1/2		0/1			0/1			2					1		
11	GUTIERREZ Leyanis	2	31	1/3	33.3	0/1					1/2			2	1	2/5			1	1	
12	TRUFFIN Neldys	2	28	0/1	0.0	0/1								1					2		
13	GOMEZ Cheila	1	16																		
Totals				9/44	20.5	5/23	0/5	1/7	0/3	1/1	2/5			6	18	5	2/8		8	6	3
Against				21/57	36.8	4/14	7/17	4/14	0/1	1/3	5/8		4	4	19	3	6/8		4	4	1
Cap No.	Goalkeepers	Saves/Shots							Time Out												
		Total	%	A	C	X	5M	PS	CA	Exclusions With	Exclusions Without	Extra Player Goals	Extra Player								
1	ZUNZUNEQUI Mairelis	17/31	54.8	4/7	5/9	5/7	1/1	1/2	1/5											2	
13	GOMEZ Cheila	2/9	22.2	0/1	1/4	0/2														0	
Totals		19/40	47.5	4/8	6/13	5/9	1/1	1/2	2/7											0	1

Team Shots	Goals	Saves	Missed	Post	Blocked	Total	%
Action	5	5	9	3	1	23	21.7
Centre		4	1			5	21.7
Extra Player	1	2		2	2	7	14.3
5m		2	1			3	0.0
Penalty	1					1	100.0
Counter Attack	2	2		1		5	40.0
Total	9	15	11	6	3	44	20.5

Legend:

GP	Games Played	MIN	Minutes Played	A	Action shot	C	Centre shot
X	Extra player shot	5m	5 metre shot	PS	Penalty shot	CA	Counter attack
AS	Assist	TF	Turnover foul	ST	Steals	BL	Blocked shot
SP	Sprint (won/sprints)	PF	Penalty	EX	Exclusion		
20C	20 seconds exclusion in the centre forward position			20F	20 seconds exclusion in the field		

Cumulative Statistics

Estadísticas acumulativas / Estadísticas Cumulativas

CUB - CUB After 7 Matches

Overall (Preliminary + Final Round)

Cap No.	Name	GP	MIN	Goals/Shots							AS	TF	ST	BL	SP	Personal Fouls					
				Total	%	A	C	X	5M	PS						CA	20C	20F	PF	EX	
1	ZUNZUNEQUI Mairelis	7	192	0/4	0.0	0/4															
2	DIAGO Yunieska	7	74	1/9	11.1	0/5		0/2	0/1		1/1									2	
3	OMS Yadira	7	97	2/7	28.6	1/6		1/1										0/2		2 2	
4	HERNANDEZ Hirovis	7	147	11/39	28.2	3/24	0/1	6/9	0/3	1/1	1/1								2 2 1		
5	GUTIERREZ Danay	7	147	16/43	37.2	3/12	3/11	8/17		1/1	1/2								1 1		
6	CABALLERO Yamira	7	181	3/10	30.0	3/7	0/1	0/1			0/1							2/8		5 2	
7	GARLOBO Adriana	5	32	0/2	0.0			0/2												2	
8	SOLER Olga	7	93	1/6	16.7	0/1	1/5													1 2	
9	ANDREU Yanelis	7	162	4/15	26.7	3/12		1/1	0/2											6 2	
10	FROMETA Lisandra	7	158	4/19	21.1	3/9		1/8	0/1		0/1									3 3	
11	GUTIERREZ Leyanis	7	165	6/17	35.3	2/10	1/1	0/1			3/5									2 1 2	
12	TRUFFIN Neldys	7	80	0/5	0.0	0/3		0/2												6 1	
13	GOMEZ Cheila	2	31																		
Totals				48/176	27.3	18/93	5/19	17/44	0/7	2/2	6/11										
Against				73/230	31.7	29/121	14/39	12/37	1/6	3/6	14/21										
Totals				77/150	51.3	46/75	16/30	9/21	1/2	1/4	4/18										

Cap No.	Goalkeepers	Saves/Shots							Time Out	
Total	%	A	C	X	5M	PS	CA			
1	ZUNZUNEQUI Mairelis	72/134	53.7	45/71	13/24	9/17	1/2	1/4	3/16	8
13	GOMEZ Cheila	5/16	31.3	1/4	3/6	0/4		1/2		0
Totals		77/150	51.3	46/75	16/30	9/21	1/2	1/4	4/18	0

Team Shots	Goals	Saves	Missed	Post	Blocked	Total	%
Action	18	33	23	15	4	93	19.4
Centre	5	8	2	3	1	19	19.4
Extra Player	17	5	3	9	10	44	38.6
5m		4	2	1		7	0.0
Penalty	2					2	100.0
Counter Attack	6	4		1		11	54.5
Total	48	54	30	29	15	176	27.3

Cap No.	Goalkeepers	Exclusions With		Exclusions Without		Extra Player Goals		Extra Player	
Totals		26	19	6	2	22	29	2	51

Team Shots	Goals	Saves	Missed	Post	Blocked	Total	%
Action	18	33	23	15	4	93	19.4
Centre	5	8	2	3	1	19	19.4
Extra Player	17	5	3	9	10	44	38.6
5m		4	2	1		7	0.0
Penalty	2					2	100.0
Counter Attack	6	4		1		11	54.5
Total	48	54	30	29	15	176	27.3

Legend:

GP	Games Played	MIN	Minutes Played	A	Action shot	C	Centre shot
X	Extra player shot	5m	5 metre shot	PS	Penalty shot	CA	Counter attack
AS	Assist	TF	Turnover foul	ST	Steals	BL	Blocked shot
SP	Sprint (won/sprints)	PF	Penalty	EX	Exclusion		
20C	20 seconds exclusion in the centre forward position			20F	20 seconds exclusion in the field		

Cumulative Statistics

Estadísticas cumulativas / Estadísticas Cumulativas

PUR - PUR After 6 Matches

Preliminary Round

Cap No.	Name	GP	MIN	Goals/Shots								AS	TF	ST	BL	SP	Personal Fouls						
				Total	%	A	C	X	5M	PS	CA						20C	20F	PF	EX			
1	LABOY GONZALEZ Estefania	5	151																				
2	MEDINA MONTERO Paola	5	122	7/26	26.9	5/20		1/4		1/2				8									
3	ORTIZ IRIZARRY Angelica	4	16	0/1	0.0	0/1								2			0/1	1	2	1			
4	ORTIZ IRIZARRY Amanda	5	131	10/25	40.0	1/5	3/11	1/2	1/2	2/2	2/3	1	10	2	2					1	1		
5	MARTINEZ COLOMER Carla	5	33	1/3	33.3	1/1		0/1	0/1														
6	BELEN OJEDA Adlin	2	9	0/2	0.0	0/1		0/1															
7	GARCIA Angelica	5	145	6/25	24.0	1/13		4/9	0/1	1/2				2	4	1	0/1				3		
8	ORTIZ IRIZARRY Alejandra	5	106	0/5	0.0	0/4	0/1							8	1	0/1	2	7					
9	ROSARIO LEBRON Mairim	5	90	3/10	30.0	3/8		0/2				1									8		
10	RALAT NAZARIO Anaïd	5	125	6/17	35.3	0/5		2/7			4/5			1	4	2	5/17	1	5				
11	ORTIZ IRIZARRY Cristina	5	60	1/5	20.0	1/4	0/1							2		0/1	3	4					
12	SALIB LOPEZ Francheska	5	113	2/11	18.2	1/6	1/2	0/2						4	1	3	0/1	2	1				
13	AROCHO SALGADO Mirelis	1	8																				
Totals				36/130	27.7	13/68	4/15	8/28	1/4	4/6	6/9		2	19	29	9	5/22	18	23	4			
Against				57/135	42.2	21/64	8/20	18/36	3/6	4/4	3/5		12	19	32	10	16/21	25	11	6			
Cap No.	Goalkeepers	GP	MIN	Saves/Shots								AS	TF	ST	BL	SP	Personal Fouls						
				Total	%	A	C	X	5M	PS	CA						20C	20F	PF	EX			
1	LABOY GONZALEZ Estefania			29/84	34.5	12/32	5/13	8/26	3/6	0/4	1/3												
13	AROCHO SALGADO Mirelis			0/2	0.0	0/1					0/1												
Totals				29/86	33.7	12/33	5/13	8/26	3/6	0/4	1/4												

Time Out	7
Exclusions With	0
Exclusions Without	0
Extra Player Goals	8
Extra Player	36

Team Shots	Goals	Saves	Missed	Post	Blocked	Total	%
Action	13	23	13	14	5	68	19.1
Centre	4	7	3	1		15	19.1
Extra Player	8	9	4	3	4	28	28.6
5m	1		1	1	1	4	25.0
Penalty	4		1	1		6	66.7
Counter Attack	6	3				9	66.7
Total	36	42	22	20	10	130	27.7

Final Round

Cap No.	Name	GP	MIN	Goals/Shots								AS	TF	ST	BL	SP	Personal Fouls						
				Total	%	A	C	X	5M	PS	CA						20C	20F	PF	EX			
1	LABOY GONZALEZ Estefania	1	31									1		2							1		
2	MEDINA MONTERO Paola	1	24	1/4	25.0	0/3				1/1				1									
3	ORTIZ IRIZARRY Angelica	1	6											1							1		
4	ORTIZ IRIZARRY Amanda	1	25	5/9	55.6		4/8	1/1				1	2	1	1								
5	MARTINEZ COLOMER Carla	1	7																				
6	BELEN OJEDA Adlin	1	1																				
7	GARCIA Angelica	1	32	5/6	83.3	3/4	1/1	1/1						1		0/1	1						
8	ORTIZ IRIZARRY Alejandra	1	25																				
9	ROSARIO LEBRON Mairim	1	16	1/4	25.0	0/2	1/2																
10	RALAT NAZARIO Anaïd	1	31	0/1	0.0	0/1								2		1/3					1		
11	ORTIZ IRIZARRY Cristina	1	6	0/1	0.0	0/1								1									
12	SALIB LOPEZ Francheska	1	14	1/1	100.0			1/1													2		
13	AROCHO SALGADO Mirelis	1	0																				
Totals				13/26	50.0	3/11	6/11	3/3		1/1		2	4	7	1	1/4	1	4	1				
Against				7/26	26.9	4/15	3/8	0/1	0/1	0/1			2	5		3/4	4	2					
Cap No.	Goalkeepers	GP	MIN	Saves/Shots								AS	TF	ST	BL	SP	Personal Fouls						
				Total	%	A	C	X	5M	PS	CA						20C	20F	PF	EX			
1	LABOY GONZALEZ Estefania			9/16	56.3	3/7	3/6	1/1	1/1	1/1													
13	AROCHO SALGADO Mirelis																						
Totals				9/16	56.3	3/7	3/6	1/1	1/1	1/1													

Time Out	0
Exclusions With	0
Exclusions Without	0
Extra Player Goals	3
Extra Player	6

Team Shots	Goals	Saves	Missed	Post	Blocked	Total	%
Action	3	3	1	4		11	27.3
Centre	6	5				11	27.3
Extra Player	3					3	100.0
5m							
Penalty							
Counter Attack	1					1	100.0
Total	13	8	1	4		26	50.0

Legend:

GP	Games Played	MIN	Minutes Played	A	Action shot	C	Centre shot
X	Extra player shot	5m	5 metre shot	PS	Penalty shot	CA	Counter attack
AS	Assist	TF	Turnover foul	ST	Steals	BL	Blocked shot
SP	Sprint (won/sprints)	PF	Penalty	EX	Exclusion		
20C	20 seconds exclusion in the centre forward position			20F	20 seconds exclusion in the field		

Cumulative Statistics

Estadísticas acumulativas / Estadísticas Cumulativas

PUR - PUR After 6 Matches

Overall (Preliminary + Final Round)

Cap No.	Name	GP	MIN	Goals/Shots							AS	TF	ST	BL	SP	Personal Fouls						
				Total	%	A	C	X	5M	PS						CA	20C	20F	PF	EX		
1	LABOY GONZALEZ Estefania	6	183															2				
2	MEDINA MONTERO Paola	6	146	8/30	26.7	5/23		1/4		1/2	1/1			3	0/1		1	2	1			
3	ORTIZ IRIZARRY Angelica	5	22	0/1	0.0	0/1								1			1	1	1			
4	ORTIZ IRIZARRY Amanda	6	156	15/34	44.1	1/5	7/19	2/3	1/2	2/2	2/3			2	12	3	3		1	1		
5	MARTINEZ COLOMER Carla	6	41	1/3	33.3	1/1		0/1	0/1													
6	BELEN OJEDA Adlin	3	10	0/2	0.0	0/1		0/1														
7	GARCIA Angelica	6	177	11/31	35.5	4/17	1/1	5/10	0/1	1/2				3	4	1	0/2	1	3			
8	ORTIZ IRIZARRY Alejandra	6	132	0/5	0.0	0/4	0/1								8	1	0/1	2	7			
9	ROSARIO LEBRON Mairim	6	107	4/14	28.6	3/10	1/2	0/2						1				8				
10	RALAT NAZARIO Anaid	6	157	6/18	33.3	0/6		2/7			4/5			1	6	2	6/20	1	6			
11	ORTIZ IRIZARRY Cristina	6	67	1/6	16.7	1/5	0/1							3		0/1	3	4				
12	SALIB LOPEZ Francheska	6	128	3/12	25.0	1/6	1/2	1/3			0/1			4	1	3	0/1	2	3			
13	AROCHO SALGADO Mirelis	2	8																			
Totals				49/156	31.4	16/79	10/26	11/31	1/4	4/6	7/10				4	23	36	10	6/26	19	27	5
Against				64/161	39.8	25/79	11/28	18/37	3/7	4/5	3/5				12	21	37	10	19/25	29	13	6
Cap No.	Goalkeepers	Saves/Shots							Time Out													
		Total	%	A	C	X	5M	PS	CA													
1	LABOY GONZALEZ Estefania	38/100	38.0	15/39	8/19	9/27	4/7	1/5	1/3		7											
13	AROCHO SALGADO Mirelis	0/2	0.0	0/1					0/1		0											
Totals		38/102	37.3	15/40	8/19	9/27	4/7	1/5	1/4		7											
											0											
											0											
											11											
											42											

Team Shots	Goals	Saves	Missed	Post	Blocked	Total	%
Action	16	26	14	18	5	79	20.3
Centre	10	12	3	1		26	20.3
Extra Player	11	9	4	3	4	31	35.5
5m	1		1	1	1	4	25.0
Penalty	4		1	1		6	66.7
Counter Attack	7	3				10	70.0
Total	49	50	23	24	10	156	31.4

Legend:

GP	Games Played	MIN	Minutes Played	A	Action shot	C	Centre shot
X	Extra player shot	5m	5 metre shot	PS	Penalty shot	CA	Counter attack
AS	Assist	TF	Turnover foul	ST	Steals	BL	Blocked shot
SP	Sprint (won/sprints)	PF	Penalty	EX	Exclusion		
20C	20 seconds exclusion in the centre forward position			20F	20 seconds exclusion in the field		

Cumulative Statistics

Estadísticas acumulativas / Estadísticas Cumulativas

USA - USA After 7 Matches

Preliminary Round

Cap No.	Name	GP	MIN	Goals/Shots								AS	TF	ST	BL	SP	Personal Fouls				
				Total	%	A	C	X	5M	PS	CA						20C	20F	PF	EX	
1	ARMSTRONG Elizabeth	3	95																		
2	PETRI Heather	5	105	0/4	0.0	0/3		0/1				2	1	1	2	5/12	1	3			
3	FIGGE Erika	5	66	6/10	60.0	5/8		1/2				1		4	1	3/4		1			
4	VILLA Brenda	5	117	10/21	47.6	4/12	1/1	4/6	0/1	1/1		2		4	1			1	1		
5	WENGER Ashley Lauren	5	100	7/16	43.8	3/8	0/2	4/4	0/2			1	2	4	4			2	3		
6	GOLDA Natalie	5	85	9/18	50.0	7/14		1/2	0/1	1/1		1		7	1			1	4	1	
7	CARDENAS Patty	5	82	3/11	27.3	1/8		1/2						1	2			1			
8	STEFFENS Jessica	5	77	5/8	62.5	4/7		1/1					1	2				6			
9	WINDES Elsie	5	91	4/13	30.8	3/12		1/1					1	5	2			2	2		
10	GREGORKA Alison	5	78	8/17	47.1	6/14		1/2						2	1	0/1		5	1		
11	van NORMAN Moriah	5	81	7/11	63.6		5/9	2/2				1	10	1	1				2		
12	CRAIG Kami	5	72	9/15	60.0	0/2	8/12	1/1						7	1	1				3	
13	HIPP Jaime	2	64																		
Totals				68/144	47.2	33/88	14/24	17/24	0/4	2/2	2/2		8	22	32	16	11/20	19	20	1	
Against				22/103	21.4	9/51	2/19	11/24	0/7	0/1	0/1		4	26	28	7	9/21	17	16	2	
Cap No.	Goalkeepers	Saves/Shots								Time Out											
		Total	%	A	C	X	5M	PS	CA	Exclusions With	Exclusions Without										
1	ARMSTRONG Elizabeth	21/35	60.0	10/14	5/7	1/9	4/4	1/1			3	0									
13	HIPP Jaime	18/26	69.2	7/12	7/7	2/5	1/1	1/1			0	0									
Totals		39/61	63.9	17/26	12/14	3/14	5/5	1/1	1/1		17	33									

Team Shots	Goals	Saves	Missed	Post	Blocked	Total	%
Action	33	25	14	12	4	88	37.5
Centre	14	7	1	2		24	37.5
Extra Player	17	3	1	1	2	24	70.8
5m		2	1		1	4	0.0
Penalty	2					2	100.0
Counter Attack	2					2	100.0
Total	68	37	17	15	7	144	47.2

Final Round

Cap No.	Name	GP	MIN	Goals/Shots								AS	TF	ST	BL	SP	Personal Fouls				
				Total	%	A	C	X	5M	PS	CA						20C	20F	PF	EX	
1	ARMSTRONG Elizabeth	2	56																		
2	PETRI Heather	2	36	2/5	40.0	1/4		1/1				2		1	1	2/4	1	3			
3	FIGGE Erika	2	21	2/3	66.7	0/1				2/2				1		2/2					
4	VILLA Brenda	2	47	1/2	50.0	0/1		1/1				1		3							
5	WENGER Ashley Lauren	2	48	5/8	62.5	2/3	1/1	0/1	0/1	2/2			1	5	1	0/2			1		
6	GOLDA Natalie	2	28	2/3	66.7			1/2		1/1								1	1		
7	CARDENAS Patty	2	47	0/4	0.0	0/2			0/1	0/1		1	1	1						1	
8	STEFFENS Jessica	2	28	0/2	0.0	0/2							1	1	1			1			
9	WINDES Elsie	2	34	0/2	0.0			0/1		0/1									1		
10	GREGORKA Alison	2	29	4/9	44.4	3/7		1/1		0/1				2	1				1		
11	van NORMAN Moriah	2	38	4/7	57.1		3/6	1/1					1	1					1		
12	CRAIG Kami	2	22	2/6	33.3		2/6							1	1					1	
13	HIPP Jaime	1	8																		
Totals				22/51	43.1	6/20	6/13	5/8	0/2		5/8		4	4	16	5	4/8	3	9	1	
Against				7/43	16.3	4/19	1/8	1/10	0/4		1/2		1	5	16	7	4/8	8	2		
Cap No.	Goalkeepers	Saves/Shots								Time Out											
		Total	%	A	C	X	5M	PS	CA	Exclusions With	Exclusions Without										
1	ARMSTRONG Elizabeth	17/24	70.8	5/9	6/7	2/3	3/3	1/2			1	1									
13	HIPP Jaime	1/1	100.0	1/1							0	0									
Totals		18/25	72.0	6/10	6/7	2/3	3/3	1/2			5	10									

Team Shots	Goals	Saves	Missed	Post	Blocked	Total	%
Action	6	7	1	2	4	20	30.0
Centre	6	5	2			13	30.0
Extra Player	5	1		1	1	8	62.5
5m		1	1			2	0.0
Penalty							
Counter Attack	5	1		1	1	8	62.5
Total	22	15	4	4	6	51	43.1

Legend:

GP	Games Played	MIN	Minutes Played	A	Action shot	C	Centre shot
X	Extra player shot	5m	5 metre shot	PS	Penalty shot	CA	Counter attack
AS	Assist	TF	Turnover foul	ST	Steals	BL	Blocked shot
SP	Sprint (won/sprints)	PF	Penalty	EX	Exclusion		
20C	20 seconds exclusion in the centre forward position			20F	20 seconds exclusion in the field		

Cumulative Statistics

Estadísticas cumulativas / Estadísticas Cumulativas

USA - USA After 7 Matches

Overall (Preliminary + Final Round)

Cap No.	Name	GP	MIN	Goals/Shots							AS	TF	ST	BL	SP	Personal Fouls							
				Total	%	A	C	X	5M	PS						CA	20C	20F	PF	EX			
1	ARMSTRONG Elizabeth	5	151																				
2	PETRI Heather	7	142	2/9	22.2	1/7		1/2						4	1	2	3	7/16	2	6			
3	FIGGE Erika	7	87	8/13	61.5	5/9		1/2						1		5	1	5/6		1			
4	VILLA Brenda	7	165	11/23	47.8	4/13	1/1	5/7	0/1	1/1				3		7	1		1	1			
5	WENGER Ashley Lauren	7	149	12/24	50.0	5/11	1/3	4/5	0/3					1	3	9	5	0/2	2	4			
6	GOLDA Natalie	7	114	11/21	52.4	7/14		2/4	0/1	1/1	1/1			1		7	1		2	5	1		
7	CARDENAS Patty	7	130	3/15	20.0	1/10		1/2	0/1		1/2			1	1	2	2		1		1		
8	STEFFENS Jessica	7	105	5/10	50.0	4/9		1/1							2	3	1		7				
9	WINDES Elsie	7	125	4/15	26.7	3/12		1/2			0/1				1	5	2		2	3			
10	GREGORKA Alison	7	107	12/26	46.2	9/21		2/3			1/2					4	2	0/1	5	2			
11	van NORMAN Moriah	7	120	11/18	61.1		8/15	3/3						1	11	2	1			3			
12	CRAIG Kami	7	94	11/21	52.4	0/2	10/18	1/1							7	2	2			4			
13	HIPP Jaime	3	72																				
Totals				90/195	46.2	39/108	20/37	22/32	0/6	2/2	7/10				12	26	48	21	15/28	22	29	1	1
Against				29/146	19.9	13/70	3/27	12/34	0/11	0/1	1/3				5	31	44	14	13/29	25	18	2	
Cap No.	Goalkeepers	Saves/Shots							Time Out														
		Total	%	A	C	X	5M	PS	CA														
1	ARMSTRONG Elizabeth	38/59	64.4	15/23	11/14	3/12	7/7	1/1	1/2		4												
13	HIPP Jaime	19/27	70.4	8/13	7/7	2/5	1/1		1/1		1												
Totals		57/86	66.3	23/36	18/21	5/17	8/8	1/1	2/3		5												

Team Shots	Goals	Saves	Missed	Post	Blocked	Total	%
Action	39	32	15	14	8	108	36.1
Centre	20	12	3	2		37	36.1
Extra Player	22	4	1	2	3	32	68.8
5m		3	2		1	6	0.0
Penalty	2					2	100.0
Counter Attack	7	1		1	1	10	70.0
Total	90	52	21	19	13	195	46.2

Time Out	4
Exclusions With	1
Exclusions Without	0
Extra Player Goals	22
Extra Player	43

Legend:

GP	Games Played	MIN	Minutes Played	A	Action shot	C	Centre shot
X	Extra player shot	5m	5 metre shot	PS	Penalty shot	CA	Counter attack
AS	Assist	TF	Turnover foul	ST	Steals	BL	Blocked shot
SP	Sprint (won/sprints)	PF	Penalty	EX	Exclusion		
20C	20 seconds exclusion in the centre forward position			20F	20 seconds exclusion in the field		

Cumulative Statistics

Estadísticas cumulativas / Estadísticas Cumulativas

VEN - VEN After 6 Matches

Preliminary Round

Cap No.	Name	GP	MIN	Goals/Shots								AS	TF	ST	BL	SP	Personal Fouls					
				Total	%	A	C	X	5M	PS	CA						20C	20F	PF	EX		
1	VILAR Xomar	5	94																			
2	FLORES Alejandra	5	29	1/4	25.0	1/3	0/1						1							1		
3	REGO Selene	4	60	2/7	28.6	2/6			0/1				3						1			
4	ALVARADO Jesvia	5	114	4/16	25.0	2/11		2/5						8	1				6	1	2	
5	BASTARDO Yessenia	5	91	2/4	50.0	0/1		1/2		1/1					3					1		
6	SUAREZ Thais	5	119	1/8	12.5		0/5	0/2	1/1			1	7	3					1	2		
7	GALUE Rocio	5	136	3/10	30.0	2/8		1/2						10	2				8	3		
8	RIVERO Stephanie	5	100	11/20	55.0	2/3	2/6	4/8	1/1	2/2			8						1	1	1	
9	BARRETO Roxana	2	9	0/1	0.0	0/1																
10	GODOY Fabiola	5	120	0/8	0.0	0/7		0/1					1	1	1	0/1			2	2	1	
11	AGUILAR Gregory	5	157	5/28	17.9	3/20		1/5	0/2	1/1		1	1	3		7/15			1	2	1	
12	TROSEL GARRIDO Maria Jose	2	21	0/1	0.0	0/1																
13	GOGOY NODALES Lorena	5	65																			
Totals				29/107	27.1	10/55	4/18	9/25	2/5	4/4			2	21	27	7	7/20			20	12	6
Against				85/144	59.0	27/57	18/29	19/31	0/1	5/6	16/20		16	26	33	4	13/20			26	11	4
Cap No.	Goalkeepers	Saves/Shots								Time Out												
		Total	%	A	C	X	5M	PS	CA	Exclusions With	Exclusions Without	Extra Player Goals	Extra Player									
1	VILAR Xomar	9/72	12.5	5/24	2/15	0/15		0/3	2/15												8	
13	GOGOY NODALES Lorena	12/34	35.3	5/13	2/7	3/7		0/2	2/5												0	
Totals		21/106	19.8	10/37	4/22	3/22		0/5	4/20												9	

Team Shots	Goals	Saves	Missed	Post	Blocked	Total	%
Action	10	27	11	7		55	18.2
Centre	4	11	2	1		18	18.2
Extra Player	9	5	4	3	4	25	36.0
5m	2	2		1		5	40.0
Penalty	4					4	100.0
Counter Attack							
Total	29	45	17	12	4	107	27.1

Final Round

Cap No.	Name	GP	MIN	Goals/Shots								AS	TF	ST	BL	SP	Personal Fouls					
				Total	%	A	C	X	5M	PS	CA						20C	20F	PF	EX		
1	VILAR Xomar	1	24											3								
2	FLORES Alejandra	1	32	0/4	0.0	0/3			0/1				1							1		
3	REGO Selene	1	32	4/5	80.0	1/2	3/3													1		
4	ALVARADO Jesvia	1	32	1/4	25.0	1/3		0/1						2						2		
5	BASTARDO Yessenia																					
6	SUAREZ Thais	1	32	0/7	0.0	0/1	0/5			0/1			1							1		
7	GALUE Rocio	1	32	2/6	33.3	2/6									3/3					1		
8	RIVERO Stephanie																					
9	BARRETO Roxana																					
10	GODOY Fabiola																					
11	AGUILAR Gregory																					
12	TROSEL GARRIDO Maria Jose	1	32												0/1							
13	GOGOY NODALES Lorena	1	8																			
Totals				7/26	26.9	4/15	3/8	0/1	0/1	0/1			2	5		3/4			4	2		
Against				13/26	50.0	3/11	6/11	3/3		1/1		2	4	7	1	1/4			1	4	1	
Cap No.	Goalkeepers	Saves/Shots								Time Out												
		Total	%	A	C	X	5M	PS	CA	Exclusions With	Exclusions Without	Extra Player Goals	Extra Player									
1	VILAR Xomar	6/18	33.3	3/6	3/9	0/2		0/1													2	
13	GOGOY NODALES Lorena	2/3	66.7	2/2	0/1																0	
Totals		8/21	38.1	3/6	5/11	0/3		0/1													5	

Team Shots	Goals	Saves	Missed	Post	Blocked	Total	%
Action	4	3	3	4	1	15	26.7
Centre	3	3	1	1		8	26.7
Extra Player		1				1	0.0
5m		1				1	0.0
Penalty		1				1	0.0
Counter Attack							
Total	7	9	4	5	1	26	26.9

Legend:

GP	Games Played	MIN	Minutes Played	A	Action shot	C	Centre shot
X	Extra player shot	5m	5 metre shot	PS	Penalty shot	CA	Counter attack
AS	Assist	TF	Turnover foul	ST	Steals	BL	Blocked shot
SP	Sprint (won/sprints)	PF	Penalty	EX	Exclusion		
20C	20 seconds exclusion in the centre forward position			20F	20 seconds exclusion in the field		

Cumulative Statistics

Estadísticas cumulativas / Estadísticas Cumulativas

VEN - VEN After 6 Matches

Overall (Preliminary + Final Round)

Cap No.	Name	GP	MIN	Goals/Shots						AS	TF	ST	BL	SP	Personal Fouls				
				Total	%	A	C	X	5M						PS	CA	20C	20F	PF
1	VILAR Xomar	6	118									5			1				
2	FLORES Alejandra	6	61	1/8	12.5	1/6	0/1		0/1			2			1				
3	REGO Selene	5	92	6/12	50.0	1/2	5/9		0/1			3				1	1		
4	ALVARADO Jesvia	6	146	5/20	25.0	3/14		2/6			10	1			8	1	2		
5	BASTARDO Yessenia	5	91	2/4	50.0	0/1		1/2		1/1		3			1				
6	SUAREZ Thais	6	151	1/15	6.7	0/1	0/10	0/2	1/1	0/1	1	8	3		1	3			
7	GALVE Rocio	6	168	5/16	31.3	4/14		1/2				10	2	3/3	9	3			
8	RIVERO Stephanie	5	100	11/20	55.0	2/3	2/6	4/8	1/1	2/2		8			1	1	1		
9	BARRETO Roxana	2	9	0/1	0.0	0/1													
10	GODOY Fabiola	5	120	0/8	0.0	0/7		0/1			1	1	1	0/1	2	2	1		
11	AGUILAR Gregory	5	157	5/28	17.9	3/20		1/5	0/2	1/1	1	1	3	7/15	1	2	1		
12	TROSEL GARRIDO Maria Jose	3	53	0/1	0.0	0/1								0/1					
13	GOGOY NODALES Lorena	6	73																
Totals				36/133	27.1	14/70	7/26	9/26	2/6	4/5	2	23	32	7	10/24	24	14	6	
Against				98/170	57.6	30/68	24/40	22/34	0/1	5/6	17/21	18	30	40	5	14/24	27	15	5
Cap No.	Goalkeepers	Saves/Shots						Time Out		Exclusions With		Exclusions Without		Extra Player Goals		Extra Player			
		Total	%	A	C	X	5M	PS	CA										
1	VILAR Xomar	15/90	16.7	8/30	5/24	0/17		0/3	2/16								10		
13	GOGOY NODALES Lorena	14/37	37.8	5/13	4/9	3/8		0/2	2/5								0		
Totals		29/127	22.8	13/43	9/33	3/25		0/5	4/21								0		

Team Shots	Goals	Saves	Missed	Post	Blocked	Total	%
Action	14	30	14	11	1	70	20.0
Centre	7	14	3	2		26	20.0
Extra Player	9	6	4	3	4	26	34.6
5m	2	3		1		6	33.3
Penalty	4	1				5	80.0
Counter Attack							
Total	36	54	21	17	5	133	27.1

Legend:

GP	Games Played	MIN	Minutes Played	A	Action shot	C	Centre shot
X	Extra player shot	5m	5 metre shot	PS	Penalty shot	CA	Counter attack
AS	Assist	TF	Turnover foul	ST	Steals	BL	Blocked shot
SP	Sprint (won/sprints)	PF	Penalty	EX	Exclusion		
20C	20 seconds exclusion in the centre forward position			20F	20 seconds exclusion in the field		

Team Roster

Formación del Equipo / Escalação das Equipes

As of 14 JUL 2007

BRA - BRA

Cap No.	Name	Pos	L/R	Height m/ft in	Weight kg/lbs	Date of Birth	Club	Int'l matches played
1	OLIVEIRA Tess	GK	R	1.65/5'5"	59.0/130	1 JUN 1987	ESPORTE CLUBE PINHEIROS	
2	VASCONCELOS Ana	CB	R	1.81/5'11"	76.0/168	11 JUL 1981	ESPORTE CLUBE PINHEIROS	
3	FERNANDES Flavia (C)	D	R	1.56/5'1"	50.0/110	13 FEB 1981	ESPORTE CLUBE PINHEIROS	
4	CANETTI Marina	CF	R	1.70/5'7"	67.0/148	24 JAN 1983	CLUBE REGATAS FLAMENGO	
5	HENRIQUES Andrea	D	R	1.80/5'11"	67.0/148	1 SEP 1980	CLUBE PAINEIRAS MORUMY	
6	CANETTI Cecilia	CB	R	1.78/5'10"	69.0/152	16 JAN 1987	CLUBE REGATAS FLAMENGO	
7	OLIVEIRA Amanda	D	R	1.65/5'5"	62.0/137	1 JUN 1987	ESPORTE CLUBE PINHEIROS	
8	CARVALHO Luiza	CF	R	1.78/5'10"	80.0/176	7 FEB 1983	ESPORTE CLUBE PINHEIROS	
9	LISSONI Fernanda	D	R	1.68/5'6"	65.0/143	1 SEP 1980	ESPORTE CLUBE PINHEIROS	
10	PEDROSA Camila	D	R	1.72/5'8"	62.0/137	3 DEC 1975	ESPORTE CLUBE PINHEIROS	
11	AMARO Maria Barbara	CB	R			7 FEB 1986	CLUBE PAINERAS MORUMY	
12	TENO Melina	D	R	1.77/5'10"	63.0/139	19 AUG 1984	ESPORTE CLUBE PINHEIROS	
13	CANETTI Manuela	GK	R	1.75/5'9"	65.0/143	26 DEC 1988	CLUBE REGATAS FLAMENGO	

Head Coach CHIAPPINI Roberto
Assistant Coach GUIMARAES Gilberto
Team Leader PAGURA Jorge

Note:

Number of International matches played, include only FINA and Continental Competitions matches(friendly matches not included).

Legend:

(C)	Captain	Pos	Playing Position	GK	Goalkeeper	CB	Centre Back
CF	Centre Forward	D	Driver	L/R	Handedness	L	Left
R	Right	B	Both				



Team Roster

Formación del Equipo / Escalação das Equipes

As of 17 JUL 2007

CAN - CAN

Cap No.	Name	Pos	L/R	Height m/ft in	Weight kg/lbs	Date of Birth	Club	Int'l matches played
1	RIDDELL Rachel	GK	R			5 SEP 1984		
2	ALOGBO Krystina (C)	CF	R			20 JAN 1986	CLUB AQUATIQUE MONTREAL	
3	LIZÉ Sandra	D	R			8 JUL 1977		
4	CSIKOS Emily	D	R			29 JUL 1988		
5	BEKHAZI Joelle	D	R			27 APR 1987	ODO WATER POLO CLUB	
6	TOMIUK Rosanna	D	R			1 OCT 1984		
7	CAMPBELL Cora	D	L			28 MAY 1974		
8	PERREAULT Dominique	D	L			26 OCT 1984		
9	BRADEN Alison	D	L			26 NOV 1982	CALGARY RENAGADES	
10	ROBINSON Christine	CF	R			17 MAY 1984		
11	CAMPBELL Tara	CB	R			21 JUL 1983		
12	RADU Marina	CB	R			5 SEP 1984		
13	LAMARRE Whynter	CF	R			14 JAN 1979		

Head Coach OATEN Pat
Assistant Coach DION Dominique
Team Leader EL-AWADI Ahmed
Physiotherapist MARTEL Sindy
Physiotherapist PRIEUR Marion

Note:

Number of International matches played, include only FINA and Continental Competitions matches(friendly matches not included).

Legend:

(C)	Captain	Pos	Playing Position	GK	Goalkeeper	CB	Centre Back
CF	Centre Forward	D	Driver	L/R	Handedness	L	Left
R	Right	B	Both				

Team Roster

Formación del Equipo / Escalação das Equipes

As of 14 JUL 2007

CUB - CUB

Cap No.	Name	Pos	L/R	Height m/ft in	Weight kg/lbs	Date of Birth	Club	Int'l matches played
1	ZUNZUNEQUI Mairelis	GK	R			29 OCT 1964	CAMAGUEY	
2	DIAGO Yunieska	D	L			8 JUL 1986	CIUDAD HABANA	
3	OMS Yadira	CF	R			18 AUG 1984	VILLA CLARA	
4	HERNANDEZ Hirovis	D	R			23 AUG 1979	VILLA CLARA	
5	GUTIERREZ Danay	CF	R			12 APR 1982	VILLA CLARA	
6	CABALLERO Yamira	D	R			9 JAN 1975	CIUDAD HABANA	
7	GARLOBO Adriana	CB	R			28 OCT 1988	CIENFUEGOS	
8	SOLER Olga	CF	R			24 JUL 1976	CAMAGUEY	
9	ANDREU Yanelis	CB	R			11 OCT 1976	CAMAGUEY	
10	FROMETA Lisandra (C)	CF	R			4 JUN 1978	HOLGUIN	
11	GUTIERREZ Leyanis	CB	R			21 DEC 1987	VILLA CLARA	
12	TRUFFIN Neldys	CB	R			24 DEC 1980	CIENFUEGOS	
13	GOMEZ Cheila	GK	R			26 JUL 1973	VILLA CLARA	

Head Coach TRUEBA Francisco

Assistant Coach RODRIGUEZ Axel

Team Leader MEDINA Eduardo

Note:

Number of International matches played, include only FINA and Continental Competitions matches(friendly matches not included).

Legend:

(C)	Captain	Pos	Playing Position	GK	Goalkeeper	CB	Centre Back
CF	Centre Forward	D	Driver	L/R	Handedness	L	Left
R	Right	B	Both				



Team Roster

Formación del Equipo / Escalação das Equipes

As of 14 JUL 2007

PUR - PUR

Cap No.	Name	Pos	L/R	Height m/ft in	Weight kg/lbs	Date of Birth	Club	Int'l matches played
1	LABOY GONZALEZ Estefania	GK	R	1.63/5'4"	57.0/126	11 AUG 1987	COLEGIO DE MAYAGUEZ	
2	MEDINA MONTERO Paola	D	R	1.68/5'6"	59.0/130	1 DEC 1985	BAKERFIELD	
3	ORTIZ IRIZARRY Angelica	CB	R	1.80/5'11"	84.0/185	25 JAN 1988	NADADORES PONCE LEONES	
4	ORTIZ IRIZARRY Amanda	CF	R	1.86/6'1"	68.0/150	16 SEP 1986	BAKERFIELD	
5	MARTINEZ COLOMER Carla	D	L	1.70/5'7"	57.0/126	1 OCT 1986	CAGUAS	
6	BELEN OJEDA Adlin	D	R	1.65/5'5"	61.0/134	11 JUN 1986	CAGUAS	
7	GARCIA Angelica	D	R	1.65/5'5"	63.0/139	4 OCT 1982	LONG BEACH	
8	ORTIZ IRIZARRY Alejandra	CB	R	1.80/5'11"	72.0/159	29 JUL 1985	NADADORES PONCE LEONES	
9	ROSARIO LEBRON Mairim	CB	R	1.73/5'8"	84.0/185	15 JAN 1986	CAGUAS	
10	RALAT NAZARIO Anaid	D	L	1.70/5'7"	61.0/134	8 JAN 1986	NADADORES PONCE LEONES	
11	ORTIZ IRIZARRY Cristina	CF	R	1.83/6'0"	66.0/146	29 JUL 1985	NADADORES PONCE LEONES	
12	SALIB LOPEZ Francheska	D	R	1.78/5'10"	66.0/146	18 DEC 1980	LOYOLA	
13	AROCHO SALGADO Mirelis	GK	R	1.68/5'6"	89.0/196	7 MAY 1980	COLEGIO DE MAYAGUEZ	

Head Coach PERELES CASTRO Hector
Assistant Coach RIVERA SANTAELLA Edwin
Team Leader ORTIZ José

Note:

Number of International matches played, include only FINA and Continental Competitions matches(friendly matches not included).

Legend:

(C)	Captain	Pos	Playing Position	GK	Goalkeeper	CB	Centre Back
CF	Centre Forward	D	Driver	L/R	Handedness	L	Left
R	Right	B	Both				

Team Roster

Formación del Equipo / Escalação das Equipes

As of 14 JUL 2007

USA - USA

Cap No.	Name	Pos	L/R	Height m/ft in	Weight kg/lbs	Date of Birth	Club	Int'l matches played
1	ARMSTRONG Elizabeth	GK	R			31 JAN 1983	GREAT LAKES WATER POLO	
2	PETRI Heather	D	R			13 JUN 1978	NEW YORL ATHLETIC CLUB	
3	FIGGE Erika	D	R			1 JAN 1985	SAN DIEGO SHORES	
4	VILLA Brenda (C)	D	R			18 APR 1980	COMERCE /ORIZZONTE	
5	WENGER Ashley Lauren	CF	R			11 MAR 1984	OLYMPICOS	
6	GOLDA Natalie	CB	R			28 DEC 1981	NEW YORK ATHLETIC CLUB	
7	CARDENAS Patty	D	R			19 AUG 1984	COMMERCE	
8	STEFFENS Jessica	CB	R			7 APR 1987		
9	WINDES Elsie	CB	R			17 JUN 1985		
10	GREGORKA Alison	CB	R			29 JUN 1985	GREAT LAKES	
11	van NORMAN Moriah	CF	R			30 MAY 1984	NEW YORK ATHLETIC CLUB	
12	CRAIG Kami	CF	R			21 JUL 1987	SANTA BARBARA WATER POLO	
13	HIPP Jaime	GK	R			1 SEP 1981		

Head Coach BAKER Guy
Assistant Coach KOPP Kyle
Assistant Coach MOODY Heather
Team Leader ORWIG Bernice

Note:

Number of International matches played, include only FINA and Continental Competitions matches(friendly matches not included).

Legend:

(C)	Captain	Pos	Playing Position	GK	Goalkeeper	CB	Centre Back
CF	Centre Forward	D	Driver	L/R	Handedness	L	Left
R	Right	B	Both				



Team Roster

Formación del Equipo / Escalação das Equipes

As of 14 JUL 2007

VEN - VEN

Cap No.	Name	Pos	L/R	Height m/ft in	Weight kg/lbs	Date of Birth	Club	Int'l matches played
1	VILAR Xomar	GK	R	1.68/5'6"	65.0/143	28 DEC 1981	N/A	
2	FLORES Alejandra	D	R	1.68/5'6"	62.0/137	7 APR 1986	N/A	
3	REGO Selene (C)	CF	R	1.67/5'6"	60.0/132	1 SEP 1981	N/A	
4	ALVARADO Jesvia	CB	R	1.66/5'5"	61.0/134	18 AUG 1982	N/A	
5	BASTARDO Yessenia	D	L	1.70/5'7"	68.0/150	26 NOV 1982	N/A	
6	SUAREZ Thais	CF	R	1.65/5'5"	60.0/132	28 MAR 1980	N/A	
7	GALUE Rocio	CB	R	1.69/5'7"	60.0/132	28 DEC 1981	N/A	
8	RIVERO Stephanie	CF	R	1.71/5'7"	65.0/143	10 NOV 1982	N/A	
9	BARRETO Roxana	D	R			8 JUL 1989	N/A	
10	GODOY Fabiola	D	R	1.68/5'6"	65.0/143	14 AUG 1982	N/A	
11	AGUILAR Gregory	D	L	1.67/5'6"	60.0/132	1 NOV 1982	N/A	
12	TROSEL GARRIDO Maria Jose					1 JUL 1989		
13	GOGOY NODALES Lorena	GK	R			6 OCT 1987	N/A	

Head Coach FERNANDEZ Carlos

Assistant Coach RAMOS Juana

Team Leader BRICEÑO Sigfredo

Note:

Number of International matches played, include only FINA and Continental Competitions matches(friendly matches not included).

Legend:

(C)	Captain	Pos	Playing Position	GK	Goalkeeper	CB	Centre Back
CF	Centre Forward	D	Driver	L/R	Handedness	L	Left
R	Right	B	Both				



Julio Delamare Aquatic Park
Parque Ac. Julio Delamare
Parque Aq. Julio Delamare

Water Polo
Polo Acuático / Polo Aquático

Men's
Masculino / Masculino

Medallists

Medallistas / Medalhistas

GOLD

SILVER

BRONZE

USA-USA

- 1 MOSES Merrill
- 2 VARELLAS Peter
- 3 HUDNUT Peter
- 4 POWERS Jeff
- 5 WRIGHT Adam
- 6 HEWKO Daniel
- 7 BEAUBIEN Ronald
- 8 AZEVEDO Tony
- 9 BAILEY Ryan
- 10 HOPKINS Thomas
- 11 SMITH Jesse
- 12 MANN John
- 13 KERR Genai

BRA-BRA

- 1 CORDEIRO Andre
- 2 HENRIQUES Vicente
- 3 ROCHA Gabriel
- 4 VITA Lucas
- 5 RAPOSO Andre
- 6 SEABRA Roberto
- 7 SANTOS Rodrigo
- 8 MACHADO Leandro
- 9 SEEGERER Erik
- 10 FRANCO Felipe
- 11 MAMERI Daniel
- 12 NOLASCO Bruno
- 13 SANTOS Luis

CAN-CAN

- 1 RANDALL Robin
- 2 KUDABA Constantine
- 3 ROBINSON Andrew
- 4 MITCHELL Kevin
- 5 GRAHAM Kevin
- 6 MARKS Thomas
- 7 JUNG Brandon
- 8 STEIN Dan
- 9 FELTHAM Aaron
- 10 MILLER Noah
- 11 SAYEGH Jean
- 12 MILLER Nathaniel
- 13 YOUNGBLUD Nic

Tournament Summary

Resumen del Torneo / Sumário do Torneo

Preliminary Round

Group A					Matches				Goals			Class. Points	
Rank		USA	BRA	MEX	PUR	Played	Won	Lost	Ties	For	Against		Diff.
1	USA		12-6	18-3	21-3	3	3	0	0	51	12	39	6
2	BRA	6-12		12-8	17-4	3	2	1	0	35	24	11	4
3	MEX	3-18	8-12		6-3	3	1	2	0	17	33	-16	2
4	PUR	3-21	4-17	3-6		3	0	3	0	10	44	-34	0

Group B					Matches				Goals			Class. Points	
Rank		CAN	CUB	COL	ARG	Played	Won	Lost	Ties	For	Against		Diff.
1	CAN		15-12	12-1	19-8	3	3	0	0	46	21	25	6
2	CUB	12-15		14-6	14-6	3	2	1	0	40	27	13	4
3	COL	1-12	6-14		8-7	3	1	2	0	15	33	-18	2
4	ARG	8-19	6-14	7-8		3	0	3	0	21	41	-20	0

Final Rounds

Final Standings

Date	Start Time	Phase	Match No.	Teams	Result	Medal Rank	Team
WED 25 JUL	15:00	Classifications (5th-8th)	13	PUR - COL	9-10	Gold 1	USA-USA
	16:30	Classifications (5th-8th)	14	MEX - ARG	8-9	Silver 2	BRA-BRA
	18:00	Semifinals	16	CAN - BRA	6-10	Bronze 3	CAN-CAN
	19:30	Semifinals	15	USA - CUB	15-4		CUB-CUB
THU 26 JUL	15:00	Classification 7th-8th	17	PUR - MEX	5-10	5	COL-COL
	16:30	Classification 5th-6th	18	COL - ARG	10-7	6	ARG-ARG
	18:00	Bronze Medal Match	19	CUB - CAN	5-9	7	MEX-MEX
	19:30	Gold Medal Match	20	USA - BRA	9-2	8	PUR-PUR

Note:

tbd* time of matches will be determined after the participating teams are known.

Results

Resultados / Resultados

Match No: 1

CAN 15 - 12 CUB

4:3, 4:2, 3:2, 4:5

Referees: J.J. KEMAN Wilhelm (AHO)
MEJIA Antonio (MEX)

TWPC: FRADY Bill (USA)

CAN - CAN (White)

Cap No.	Name	Estimated Time	Goals/Shots							AS	TF	ST	BL	SP	Personal Fouls					
			Total	%	A	C	X	5M	PS						CA	20C	20F	PF	EX	
*1	RANDALL Robin	32:00										3								
2	KUDABA Constantine	04:23									1	1								
3	ROBINSON Andrew	00:00																		
*4	MITCHELL Kevin	22:50	3/5	60.0	1/1		1/2													
*5	GRAHAM Kevin	26:01	4/5	80.0	2/3					1/1	1/1				1	2	1	3/4	1	
*6	MARKS Thomas (C)	22:59	0/2	0.0		0/1			0/1				1	1					2	
7	JUNG Brandon	10:58											1						1	
8	STEIN Dan	17:22	2/3	66.7	0/1	1/1							1							
*9	FELTHAM Aaron	20:40	0/4	0.0	0/4															
*10	MILLER Noah	26:28	0/1	0.0	0/1								1						1	
11	SAYEGH Jean	18:50	3/4	75.0	2/3		1/1						1						1	
*12	MILLER Nathaniel	22:01	3/5	60.0		2/4			1/1				1	2						
13	YOUNGBLUD Nic	00:00																		
Totals			15/29	51.7	5/13	3/6	2/3	1/2	1/1	3/4			3	11	4	3/4		3	2	1
Cap No.	Goalkeepers	Saves/Shots							Time Out				Exclusions							
Cap No.		Total	%	A	C	X	5M	PS	CA	AS	TF	ST	BL	SP	20C	20F	PF	EX		
*1	RANDALL Robin	6/18	33.3	2/7	4/7	0/3		0/1											0	
Totals		6/18	33.3	2/7	4/7	0/3		0/1											0	
																			2	
																			6	

CUB - CUB (Blue)

Cap No.	Name	Estimated Time	Goals/Shots							AS	TF	ST	BL	SP	Personal Fouls					
			Total	%	A	C	X	5M	PS						CA	20C	20F	PF	EX	
*1	LARA Gianni	32:00																		
2	MUNOZ MACHADO Alexander	08:00	1/2	50.0		1/2						1								
*3	CISNERO Ernesto Antonio	24:57	4/7	57.1	2/5	1/1		1/1												
4	LARA Edgar	06:53	1/1	100.0		1/1											1		1	
5	ANDRADE Yohandri	20:06	0/2	0.0	0/1		0/1													
*6	ORTEGA Carlos Alberto	24:01	0/1	0.0	0/1															
*7	GONZALEZ ALONSO Ives	16:20	3/4	75.0	2/3	1/1														
*8	DIAZ RAMON Ernesto	18:27	0/1	0.0	0/1								3						1	
9	GONZALEZ ALONSO Iosse	07:03	0/1	0.0	0/1															
*10	MARRERO Rigel Jimenez (C)	20:44	1/7	14.3	0/3	1/3		0/1				2	3						1	
11	CABRERA YERO Richard	18:15											1	0/1						
*12	GONZALEZ Yarbul Felipe	26:57	2/4	50.0	1/3		1/1						1	1/3					1	
13	OMS SALINAS Emilio	00:00																		
Totals			12/30	40.0	5/17	3/7	3/4	0/1	1/1				2	2	12	1/4		6		1
Cap No.	Goalkeepers	Saves/Shots							Time Out				Exclusions							
Cap No.		Total	%	A	C	X	5M	PS	CA	AS	TF	ST	BL	SP	20C	20F	PF	EX		
*1	LARA Gianni	11/26	42.3	7/12	2/5	0/2	1/2	0/1	1/4										0	
Totals		11/26	42.3	7/12	2/5	0/2	1/2	0/1	1/4										0	
																			3	
																			5	

CAN							
Team Shots	Goals	Saves	Missed	Post	Blocked	Total	%
Action	5	7	1			13	38.5
Centre	3	2	1			6	50.0
Extra Player	2		1			3	66.7
5m	1	1				2	50.0
Penalty	1					1	100.0
Counter Attack	3	1				4	75.0
Total	15	11	3			29	51.7

CUB							
Team Shots	Goals	Saves	Missed	Post	Blocked	Total	%
Action	5	2	4	3	3	17	29.4
Centre	3	4				7	42.9
Extra Player	3				1	4	75.0
5m			1			1	0.0
Penalty	1					1	100.0
Counter Attack							
Total	12	6	5	3	4	30	40.0

Legend:

* Starting line-up	A Action shot	C Centre shot	X Extra player shot
5m 5 metre shot	PS Penalty shot	CA Counter attack	AS Assist
TF Turnover foul	ST Steals	BL Blocked shot	SP Sprint (won/sprints)
PF Penalty		TWPC Technical Water Polo Committee	
EX Exclusion (S - with substitution, N - without substitution)		20F 20 seconds exclusion in the field	
20C 20 seconds exclusion in the centre forward position			

Results

Resultados / Resultados

Match No: 2

MEX 6 - 3 PUR
2:0, 0:1, 3:1, 1:1

Referees: FERNÁNDEZ Joaquín (ESP)
POGGI Daniel (ARG)

TWPC: MARTINEZ Eugenio (CUB)

MEX - MEX (White)

Cap No.	Name	Estimated Time	Goals/Shots							AS	TF	ST	BL	SP	Personal Fouls					
			Total	%	A	C	X	5M	PS						CA	20C	20F	PF	EX	
*1	MONTIEL GUTIERREZ Omar (C)	32:00										2								
2	PEREZ ROMERO Jorge Alberto	12:19	0/2	0.0	0/2							1	1						2	
*3	HERNANDEZ Cutberto	22:42	1/4	25.0	1/3	0/1						2		1						
*4	SCHMIDT Rainer	15:27	2/4	50.0		1/3	1/1							1	1					
5	PALACIOS Erik Jhoan	06:35																		
*6	LOPEZ CHAVEZ Jorge Antonio	19:48	0/1	0.0		0/1									1					
*7	ALVAREZ BASILIO Oliver	24:55	1/5	20.0	1/4							0/1	1	3			3/3			
*8	SCHMIDT OROPEZA Richard	22:44	0/5	0.0	0/5								1	1					1	
*9	CASTANEDA Diego	17:20	1/1	100.0								1/1					0/1		1	
10	GARCIA ORTIZ Armando	19:18	1/3	33.3	1/3								1	2						
11	VAZQUEZ Fausto Ruben	15:47	0/1	0.0	0/1									2					1	
12	GONZALEZ Julian	14:46											1							
13	ORTEGA Orlando Antonio	00:00																		
Totals			6/26	23.1	3/18	1/4	1/2					1/2	3	4	12	3	3/4	1	2	2
Cap No.	Goalkeepers		Saves/Shots							Time Out				Exclusions						
Total	%	A	C	X	5M	PS	CA	20C	20F	PF	EX									
*1	MONTIEL GUTIERREZ Omar (C)	14/17	82.4	6/6	2/3	1/2	1/2	2/2	2/2											
Totals			14/17	82.4	6/6	2/3	1/2	1/2	2/2	2/2										

Time Out	2
Exclusions With Substitution	0
Exclusions Without	0
Extra Player Goals	1
Extra Player	3

PUR - PUR (Blue)

Cap No.	Name	Estimated Time	Goals/Shots							AS	TF	ST	BL	SP	Personal Fouls						
			Total	%	A	C	X	5M	PS						CA	20C	20F	PF	EX		
*1	HUNTLEY Richard	32:00										2									
*2	COMAS Yahreh	11:41	1/2	50.0		1/2															
3	APONTE Arturo	10:23	0/2	0.0	0/2								0/1				1	1			
*4	RAMOS SOTO Carlos	16:48	0/2	0.0	0/1		0/1												1		
5	ANDINO Rafael	04:51																			
*6	BETANCOURT Alexis	26:40	1/6	16.7	0/4	0/1		1/1							1/3						
7	APONTE Damian	04:04													1						
8	MUJICA John Paul	25:31	0/4	0.0	0/3					0/1					2	1					
*9	VIDAL Rafael	22:59																			
10	MUÑIZ Angel (C)	10:38												1							
*11	ROMAN Adrian	26:25	0/2	0.0	0/1						0/1		2	1							
*12	ROSA Gilberto	30:54	1/6	16.7	0/1	0/1	1/1	0/1	0/1	0/1			1	1	3						
13	FRADERA Juan	00:00																			
Totals			3/24	12.5	0/12	1/4	1/2	1/2	0/2	0/2				4	6	5	1/4	2	1		
Cap No.	Goalkeepers		Saves/Shots							Time Out				Exclusions							
Total	%	A	C	X	5M	PS	CA	20C	20F	PF	EX										
*1	HUNTLEY Richard	11/17	64.7	8/11	1/2	1/2															
Totals			11/17	64.7	8/11	1/2	1/2														

Time Out	2
Exclusions With Substitution	0
Exclusions Without	0
Extra Player Goals	1
Extra Player	3

MEX							
Team Shots	Goals	Saves	Missed	Post	Blocked	Total	%
Action	3	8	2	1	4	18	16.7
Centre	1	1	1		1	4	25.0
Extra Player	1	1				2	50.0
5m							
Penalty							
Counter Attack	1	1				2	50.0
Total	6	11	3	1	5	26	23.1

PUR							
Team Shots	Goals	Saves	Missed	Post	Blocked	Total	%
Action		6	1	2	3	12	0.0
Centre	1	2		1		4	25.0
Extra Player	1	1				2	50.0
5m	1	1				2	50.0
Penalty		2				2	0.0
Counter Attack		2				2	0.0
Total	3	14	1	3	3	24	12.5

Legend:

* Starting line-up	A Action shot	C Centre shot	X Extra player shot
5m 5 metre shot	PS Penalty shot	CA Counter attack	AS Assist
TF Turnover foul	ST Steals	BL Blocked shot	SP Sprint (won/sprints)
PF Penalty		TWPC Technical Water Polo Committee	
EX Exclusion (S - with substitution, N - without substitution)		20F 20 seconds exclusion in the field	
20C 20 seconds exclusion in the centre forward position			

Results

Resultados / Resultados

Match No: 3

ARG 7 - 8 COL
3:1, 0:2, 2:4, 2:1

Referees: PATELLI JR. Decio (BRA)
CONTRERAS Luis (VEN)

TWPC: HERNANDEZ Megan (USA)

ARG - ARG (White)

Cap No.	Name	Estimated Time	Goals/Shots							AS	TF	ST	BL	SP	Personal Fouls			
			Total	%	A	C	X	5M	PS						CA	20C	20F	PF
*1	MAZZINI Hernan	32:00	0/1	0.0	0/1							2						
2	GIUSTO ZIMMARDO Diego	13:31	0/2	0.0			0/2					1						1
*3	SCURSONI Fernando	16:02									3							
*5	LOPEZ Emanuel	19:34	0/3	0.0	0/1	0/1	0/1					1						
6	TESTA Bruno (C)	16:28	1/2	50.0		0/1	1/1											
*7	MONTANE Juan Pablo	23:23	3/4	75.0	0/1		3/3					1						1
8	ECHENIQUE Gonzalo	19:09	0/3	0.0			0/1	0/2					1					
*9	CARABANTES Ivan Martin	30:20	2/7	28.6	1/4		1/1	0/2				1						
*10	GIL Ramiro	18:09										1		4/4				1 S
11	MARONI Andres	14:26	1/3	33.3	0/2	1/1							2	1				
*12	BENAGLIA Juan Manuel	20:42	0/2	0.0			0/2					1						
13	TESTA Franco	00:00																
Totals			7/27	25.9	1/9	1/3	5/11	0/4				6	7	2	4/4			2 1 1
Cap No.	Goalkeepers	Saves/Shots							Time Out									
		Total	%	A	C	X	5M	PS	CA	Exclusions With Substitution	Exclusions Without							
*1	MAZZINI Hernan	5/13	38.5	1/6	3/3	0/2	1/1	0/1		2	1							
Totals		5/13	38.5	1/6	3/3	0/2	1/1	0/1		2	1							
									Exclusions Without	0								
									Extra Player Goals	5								
									Extra Player	10								

COL - COL (Blue)

Cap No.	Name	Estimated Time	Goals/Shots							AS	TF	ST	BL	SP	Personal Fouls			
			Total	%	A	C	X	5M	PS						CA	20C	20F	PF
*1	BUITRAGO SANTOS Elkin	32:00																
*2	BEJARANO RONCANCIO Nelson	25:25	1/3	33.3	1/3							2		0/3				
*3	CORREA HERNANDEZ Sergio	14:18	0/2	0.0		0/1						1						2
4	SOTO ROLDAN Jorge	08:45	0/2	0.0	0/1	0/1					3	1						1
5	ANDRADE LOZANO John	18:54	1/3	33.3	0/2	1/1				1		1						1
6	MONROY HENAO Alex	01:04																1
7	IDARRAGA GAVIRIA Alejandro	12:17	0/3	0.0	0/1	0/1	0/1					1						1
*8	LIZARAZO Jairo Andres	24:26	1/2	50.0	1/2													1
*9	MONTOYA TORO Jorge	22:25	2/4	50.0	1/2	0/1	1/1			1	1	1						1 1
*10	GIRALDO MENDEZ Juan F. (C)	29:47	3/6	50.0	2/3	0/1		0/1	1/1		1	2	1					
11	GUARNIZO RIVERA German	08:07	0/1	0.0	0/1													1
*12	ECHEVERRY ZEA Juan F.	22:41									1							
13	REINA GONZALEZ Guillermo	03:51												0/1				
Totals			8/26	30.8	5/15	0/4	2/3	0/2	1/1	0/1	2	6	6	4	0/4			7 3
Cap No.	Goalkeepers	Saves/Shots							Time Out									
		Total	%	A	C	X	5M	PS	CA	Exclusions With Substitution	Exclusions Without							
*1	BUITRAGO SANTOS Elkin	9/16	56.3	3/4	2/3	3/8	1/1				2	0						
Totals		9/16	56.3	3/4	2/3	3/8	1/1				2	0						
									Exclusions Without	0								
									Extra Player Goals	2								
									Extra Player	2								

ARG							
Team Shots	Goals	Saves	Missed	Post	Blocked	Total	%
Action	1	3	3		2	9	11.1
Centre	1	2				3	33.3
Extra Player	5	3	2		1	11	45.5
5m		1	2		1	4	0.0
Penalty							
Counter Attack							
Total	7	9	7		4	27	25.9

COL							
Team Shots	Goals	Saves	Missed	Post	Blocked	Total	%
Action	5	1	4	3	2	15	33.3
Centre		3		1		4	0.0
Extra Player	2			1		3	66.7
5m		1		1		2	0.0
Penalty	1					1	100.0
Counter Attack				1		1	0.0
Total	8	5	4	7	2	26	30.8

Legend:

* Starting line-up	A Action shot	C Centre shot	X Extra player shot
5m 5 metre shot	PS Penalty shot	CA Counter attack	AS Assist
TF Turnover foul	ST Steals	BL Blocked shot	SP Sprint (won/sprints)
PF Penalty		TWPC Technical Water Polo Committee	
EX Exclusion (S - with substitution, N - without substitution)		20F 20 seconds exclusion in the field	
20C 20 seconds exclusion in the centre forward position			

Results

Resultados / Resultados

Match No: 4

BRA 6 - 12 USA
1:3, 2:3, 1:3, 2:3

Referees: J.J. KEMAN Wilhelm (AHO)
FERNÁNDEZ Joaquín (ESP)

TWPC: MUIR Neil (CAN)

BRA - BRA (White)

Cap No.	Name	Estimated Time	Goals/Shots							AS	TF	ST	BL	SP	Personal Fouls				
			Total	%	A	C	X	5M	PS						CA	20C	20F	PF	EX
*1	CORDEIRO Andre	24:00										1							
*2	HENRIQUES Vicente	28:25	1/5	20.0	0/2		1/2	0/1				2					2		
*3	ROCHA Gabriel	14:14	0/2	0.0		0/2						2					1		
4	VITA Lucas	07:51																	
*5	RAPOSO Andre	26:38	0/4	0.0	0/1	0/1	0/2										1		
6	SEABRA Roberto	19:16	2/5	40.0	0/2		2/3												
7	SANTOS Rodrigo	14:10	0/1	0.0	0/1												1		
8	MACHADO Leandro	14:59										1		1			2		
*9	SEEGERER Erik	16:54												2/4			2		
*10	FRANCO Felipe	22:38	3/5	60.0	0/2		2/2	1/1					1	1			1	1	
*11	MAMERI Daniel (C)	17:00	0/4	0.0	0/1		0/1	0/2					1	2					
12	NOLASCO Bruno	09:38																	
13	SANTOS Luis	08:00										1							
Totals			6/26	23.1	0/9	0/3	5/10	1/4				3	6	4	2/4		9	2	
Cap No.	Goalkeepers	Saves/Shots							Time Out				Personal Fouls						
Total	%	A	C	X	5M	PS	CA	20C	20F	PF	EX								
*1	CORDEIRO Andre	2/11	18.2	2/4	0/1	0/5	0/1												
13	SANTOS Luis	0/3	0.0	0/1		0/1		0/1											
Totals		2/14	14.3	2/5	0/1	0/6		0/2											
										Time Out				2					
										Exclusions With Substitution				0					
										Exclusions Without				0					
										Extra Player Goals				5					
										Extra Player				12					

USA - USA (Blue)

Cap No.	Name	Estimated Time	Goals/Shots							AS	TF	ST	BL	SP	Personal Fouls				
			Total	%	A	C	X	5M	PS						CA	20C	20F	PF	EX
1	MOSES Merrill	00:00																	
*2	VARELLAS Peter	15:41	0/1	0.0			0/1							2/3			2		
*3	HUDNUT Peter	17:10															2		
4	POWERS Jeff	23:26	0/1	0.0	0/1								1						
*5	WRIGHT Adam	28:19	0/1	0.0			0/1				2								
6	HEWKO Daniel	16:19	1/1	100.0										0/1			2		
*7	BEAUBIEN Ronald	24:07	2/6	33.3	0/1	0/1	2/4										1		
8	AZEVEDO Tony (C)	00:00																	
*9	BAILEY Ryan	20:17	1/1	100.0			1/1					2	1				1		
10	HOPKINS Thomas	16:07	3/4	75.0	1/2		2/2						1				1	1	
*11	SMITH Jesse	15:53	4/4	100.0	2/2		1/1						2				1	1	
12	MANN John	14:37	1/1	100.0			1/1												
*13	KERR Genai	32:00	0/1	0.0	0/1														
Totals			12/21	57.1	3/7	1/2	6/10		2/2			2	2	2	3	2/4	8	4	
Cap No.	Goalkeepers	Saves/Shots							Time Out				Personal Fouls						
Total	%	A	C	X	5M	PS	CA	20C	20F	PF	EX								
*13	KERR Genai	11/17	64.7	5/5	3/3	2/7	1/2												
Totals		11/17	64.7	5/5	3/3	2/7	1/2												
										Time Out				1					
										Exclusions With Substitution				0					
										Exclusions Without				0					
										Extra Player Goals				6					
										Extra Player				11					

BRA							
Team Shots	Goals	Saves	Missed	Post	Blocked	Total	%
Action		5	2		2	9	0.0
Centre		3				3	0.0
Extra Player	5	2	1	1	1	10	50.0
5m	1	1	1	1		4	25.0
Penalty							
Counter Attack							
Total	6	11	4	2	3	26	23.1

USA							
Team Shots	Goals	Saves	Missed	Post	Blocked	Total	%
Action	3	2	1		1	7	42.9
Centre	1			1		2	50.0
Extra Player	6			1	3	10	60.0
5m							
Penalty							
Counter Attack	2					2	100.0
Total	12	2	1	2	4	21	57.1

Legend:

* Starting line-up	A Action shot	C Centre shot	X Extra player shot
5m 5 metre shot	PS Penalty shot	CA Counter attack	AS Assist
TF Turnover foul	ST Steals	BL Blocked shot	SP Sprint (won/sprints)
PF Penalty		TWPC Technical Water Polo Committee	
EX Exclusion (S - with substitution, N - without substitution)		20F 20 seconds exclusion in the field	
20C 20 seconds exclusion in the centre forward position			

Results

Resultados / Resultados

Match No: 5

CAN 12 - 1 COL
2:1, 3:0, 3:0, 4:0

Referees: WERNER José (BRA)
DE LA VEGA Maritza (PUR)

TWPC: MUJICA Agustín (PUR)

CAN - CAN (White)

Cap No.	Name	Estimated Time	Goals/Shots							AS	TF	ST	BL	SP	Personal Fouls						
			Total	%	A	C	X	5M	PS						CA	20C	20F	PF	EX		
1	RANDALL Robin	00:00																			
2	KUDABA Constantine	12:52																			
3	ROBINSON Andrew	04:55										1									
*4	MITCHELL Kevin	16:14	2/4	50.0	1/3			1/1				1									
*5	GRAHAM Kevin	23:15	2/8	25.0	1/4			1/2				2	1	4/4							
*6	MARKS Thomas (C)	22:49	3/4	75.0			0/1	2/2		1/1		2	1				1				
7	JUNG Brandon	19:51	0/1	0.0	0/1									1			1				
8	STEIN Dan	14:56	0/1	0.0			0/1					2		1							
*9	FELTHAM Aaron	19:59	2/3	66.7				1/2				1		2			1	1			
*10	MILLER Noah	16:14	0/1	0.0								2									
11	SAYEGH Jean	19:56	1/2	50.0	1/2									1	1			1			
*12	MILLER Nathaniel	21:01	2/5	40.0	0/1	0/1	2/2					1									
*13	YOUNGBLUD Nic	32:00												1							
Totals			12/29	41.4	3/11	0/3	7/9		1/1	1/5		4	4	7	6	4/4	3	2			
Cap No.	Goalkeepers	Estimated Time	Saves/Shots							AS	TF	ST	BL	SP	Personal Fouls						
			Total	%	A	C	X	5M	PS						CA	20C	20F	PF	EX		
*13	YOUNGBLUD Nic		5/6	83.3	4/4		1/2														
Totals			5/6	83.3	4/4		1/2														

Time Out	1
Exclusions With Substitution	0
Exclusions Without	0
Extra Player Goals	7
Extra Player	10

COL - COL (Blue)

Cap No.	Name	Estimated Time	Goals/Shots							AS	TF	ST	BL	SP	Personal Fouls							
			Total	%	A	C	X	5M	PS						CA	20C	20F	PF	EX			
*1	BUITRAGO SANTOS Elkin	32:00										1										
*2	BEJARANO RONCANCIO Nelson	20:48	0/1	0.0	0/1						1			0/3			1					
*3	CORREA HERNANDEZ Sergio	18:17	0/3	0.0			0/1	0/2									1					
4	SOTO ROLDAN Jorge	15:38	0/1	0.0			0/1				1											
5	ANDRADE LOZANO John	10:27	1/2	50.0	0/1		1/1										1					
6	MONROY HENAO Alex	03:57																				
7	IDARRAGA GAVIRIA Alejandro	10:23	0/4	0.0	0/2		0/1	0/1			1	1				1						
*8	LIZARAZO Jairo Andres	17:00	0/1	0.0				0/1						1			2	1				
*9	MONTOYA TORO Jorge	21:28	0/2	0.0	0/1	0/1								1								
*10	GIRALDO MENDEZ Juan F. (C)	25:18	0/4	0.0	0/3		0/1							2			1		1			
11	GUARNIZO RIVERA German	16:42												1								
12	EHEVERRY ZEA Juan F.	18:30	0/3	0.0	0/3												1	1				
*13	REINA GONZALEZ Guillermo	13:32	0/2	0.0	0/2									0/1								
Totals			1/23	4.3	0/13	0/1	1/5	0/4			1	2	7		0/4		7	3	1			
Cap No.	Goalkeepers	Estimated Time	Saves/Shots							AS	TF	ST	BL	SP	Personal Fouls							
			Total	%	A	C	X	5M	PS						CA	20C	20F	PF	EX			
*1	BUITRAGO SANTOS Elkin		7/19	36.8	3/6	2/2	1/8		0/1	1/2												
Totals			7/19	36.8	3/6	2/2	1/8		0/1	1/2												

Time Out	0
Exclusions With Substitution	0
Exclusions Without	0
Extra Player Goals	1
Extra Player	5

CAN							
Team Shots	Goals	Saves	Missed	Post	Blocked	Total	%
Action	3	3	2	3		11	27.3
Centre		2	1			3	0.0
Extra Player	7	1		1		9	77.8
5m							
Penalty	1					1	100.0
Counter Attack	1	1	2	1		5	20.0
Total	12	7	5	5		29	41.4

COL							
Team Shots	Goals	Saves	Missed	Post	Blocked	Total	%
Action		4	3	3	3	13	0.0
Centre				1		1	0.0
Extra Player	1	1	2		1	5	20.0
5m			1	1	2	4	0.0
Penalty							
Counter Attack							
Total	1	5	6	5	6	23	4.3

Legend:

*	Starting line-up	A	Action shot	C	Centre shot	X	Extra player shot
5m	5 metre shot	PS	Penalty shot	CA	Counter attack	AS	Assist
TF	Turnover foul	ST	Steals	BL	Blocked shot	SP	Sprint (won/sprints)
PF	Penalty			TWPC	Technical Water Polo Committee		
EX	Exclusion (S - with substitution, N - without substitution)			20F	20 seconds exclusion in the field		
20C	20 seconds exclusion in the centre forward position						

Results

Resultados / Resultados

Match No: 6

MEX 3 - 18 USA
0:4, 2:5, 0:4, 1:5

Referees: MADERA Raul (CUB)
COTE Carlos (COL)

TWPC: LAVOIE Claude (CAN)

MEX - MEX (White)

Cap No.	Name	Estimated Time	Goals/Shots							AS	TF	ST	BL	SP	Personal Fouls					
			Total	%	A	C	X	5M	PS						CA	20C	20F	PF	EX	
*1	MONTIEL GUTIERREZ Omar (C)	31:56																		
2	PEREZ ROMERO Jorge Alberto	13:35	1/2	50.0	1/2															
*3	HERNANDEZ Cutberto	22:45	1/4	25.0	0/3			1/1												
*4	SCHMIDT Rainer	18:13	0/3	0.0	0/1	0/2														
5	PALACIOS Erik Jhoan	04:08																		
*6	LOPEZ CHAVEZ Jorge Antonio	21:27	1/5	20.0	0/3			0/1	1/1											2
*7	ALVAREZ BASILIO Oliver	23:23	0/3	0.0	0/2			0/1				2		1/2						
*8	SCHMIDT OROPEZA Richard	20:33	0/4	0.0	0/2			0/2										1	1	
*9	CASTAÑEDA Diego	18:14	0/2	0.0	0/1			0/1						0/2					1	
10	GARCIA ORTIZ Armando	16:55	0/2	0.0	0/2														1	
11	VAZQUEZ Fausto Ruben	14:44	0/3	0.0	0/1	0/1		0/1				1	2							
12	GONZALEZ Julian	17:03	0/1	0.0	0/1															
13	ORTEGA Orlando Antonio	00:00																		
Totals			3/29	10.3	1/18	0/3	1/6	1/2				1	6	1/4				1	5	
Cap No.	Goalkeepers	Estimated Time	Saves/Shots							AS	TF	ST	BL	SP	Personal Fouls					
			Total	%	A	C	X	5M	PS						CA	20C	20F	PF	EX	
*1	MONTIEL GUTIERREZ Omar (C)		7/25	28.0	5/10	1/2	0/5													
Totals			7/25	28.0	5/10	1/2	0/5													

Time Out	2
Exclusions With Substitution	0
Exclusions Without	0
Extra Player Goals	1
Extra Player	7

USA - USA (Blue)

Cap No.	Name	Estimated Time	Goals/Shots							AS	TF	ST	BL	SP	Personal Fouls					
			Total	%	A	C	X	5M	PS						CA	20C	20F	PF	EX	
*1	MOSES Merrill	32:00											1							
*2	VARELLAS Peter	19:01	2/3	66.7	1/2				1/1			3		2/3						1
*3	HUDNUT Peter	19:01	1/1	100.0	1/1														1	
4	POWERS Jeff	12:59	1/2	50.0	1/1	0/1						2								
*5	WRIGHT Adam	22:11	3/4	75.0	1/2			2/2				1	1							
6	HEWKO Daniel	11:05	0/4	0.0	0/3	0/1														
7	BEAUBIEN Ronald	14:01																		
*8	AZEVEDO Tony (C)	24:52	4/5	80.0	1/2			2/2				2	1	1						
*9	BAILEY Ryan	19:59	3/4	75.0		1/2	1/1		1/1			1	2	1					2	
10	HOPKINS Thomas	12:33	2/2	100.0					2/2					1/1						
*11	SMITH Jesse	23:27	1/3	33.3	0/1				1/2				2						1	
12	MANN John	12:51	1/2	50.0			0/1		1/1										2	
13	KERR Genai	00:00																		
Totals			18/30	60.0	5/12	1/4	5/6		7/8			8	3	5	4	3/4			1	6
Cap No.	Goalkeepers	Estimated Time	Saves/Shots							AS	TF	ST	BL	SP	Personal Fouls					
			Total	%	A	C	X	5M	PS						CA	20C	20F	PF	EX	
*1	MOSES Merrill		14/17	82.4	7/8	3/3	3/4	1/2												
Totals			14/17	82.4	7/8	3/3	3/4	1/2												

Time Out	1
Exclusions With Substitution	0
Exclusions Without	0
Extra Player Goals	5
Extra Player	6

MEX							
Team Shots	Goals	Saves	Missed	Post	Blocked	Total	%
Action	1	7	2	4	4	18	5.6
Centre		3				3	0.0
Extra Player	1	3		1	1	6	16.7
5m	1	1				2	50.0
Penalty							
Counter Attack							
Total	3	14	2	5	5	29	10.3

USA							
Team Shots	Goals	Saves	Missed	Post	Blocked	Total	%
Action	5	5	1	1		12	41.7
Centre	1	1		2		4	25.0
Extra Player	5		1			6	83.3
5m							
Penalty							
Counter Attack	7	1				8	87.5
Total	18	7	2	3		30	60.0

Legend:

* Starting line-up	A Action shot	C Centre shot	X Extra player shot
5m 5 metre shot	PS Penalty shot	CA Counter attack	AS Assist
TF Turnover foul	ST Steals	BL Blocked shot	SP Sprint (won/sprints)
PF Penalty		TWPC Technical Water Polo Committee	
EX Exclusion (S - with substitution, N - without substitution)		20F 20 seconds exclusion in the field	
20C 20 seconds exclusion in the centre forward position			

Results

Resultados / Resultados

Match No: 7

ARG 6 - 14 CUB

2:4, 3:3, 1:3, 0:4

Referees: FERNÁNDEZ Joaquín (ESP)
DEL VALLE Genaro (PUR)

TWPC: FRADY Bill (USA)

ARG - ARG (White)

Cap No.	Name	Estimated Time	Goals/Shots							AS	TF	ST	BL	SP	Personal Fouls					
			Total	%	A	C	X	5M	PS						CA	20C	20F	PF	EX	
*1	MAZZINI Hernan	32:00										2								
2	GIUSTO ZIMMARDO Diego	11:54	0/1	0.0	0/1												1			
*3	SCURSONI Fernando	13:22	0/1	0.0	0/1						1									
*5	LOPEZ Emanuel	27:17										1					1			
6	TESTA Bruno (C)	12:29	2/3	66.7	1/2	1/1														
*7	MONTANE Juan Pablo	26:08	0/4	0.0	0/3			0/1				1								
8	ECHENIQUE Gonzalo	19:00	0/1	0.0	0/1												1			
*9	CARABANTES Ivan Martin	27:56	3/10	30.0	0/4	0/1	2/3	1/2												
*10	GIL Ramiro	21:41	1/5	20.0		0/1	1/3	0/1				1	1	3/4		1	1			
11	MARONI Andres	15:47	0/3	0.0	0/1		0/2					1						1		
*12	BENAGLIA Juan Manuel	16:16																2		
13	TESTA Franco	00:00																		
Totals			6/28	21.4	1/13	1/3	3/9	1/3				2	5	1	3/4	3	5			
Cap No.	Goalkeepers	Estimated Time	Saves/Shots							AS	TF	ST	BL	SP	Personal Fouls					
			Total	%	A	C	X	5M	PS						CA	20C	20F	PF	EX	
*1	MAZZINI Hernan		12/26	46.2	8/15	1/3	1/5				2/3								2	
Totals			12/26	46.2	8/15	1/3	1/5				2/3								2	

Time Out	2
Exclusions With Substitution	0
Exclusions Without	0
Extra Player Goals	3
Extra Player	10

CUB - CUB (Blue)

Cap No.	Name	Estimated Time	Goals/Shots							AS	TF	ST	BL	SP	Personal Fouls					
			Total	%	A	C	X	5M	PS						CA	20C	20F	PF	EX	
1	LARA Gianni	05:57																		
2	MUÑOZ MACHADO Alexander	11:21	1/1	100.0			1/1					1	1					1		
*3	CISNERO Ernesto Antonio	25:12	6/9	66.7	4/6		2/3					1								
4	LARA Edgar	11:10	1/1	100.0			1/1							1						
5	ANDRADE Yohandri	11:49	1/1	100.0	1/1									1			3			
*6	ORTEGA Carlos Alberto	24:30	1/5	20.0	1/5									1			1			
*7	GONZALEZ ALONSO Ives	19:44	1/2	50.0	0/1	1/1							1					1		
*8	DIAZ RAMON Ernesto	17:17	1/2	50.0	1/2													1		
9	GONZALEZ ALONSO Iosse	11:58	0/1	0.0	0/1							1		2	1/2					
*10	MARRERO Rigel Jimenez (C)	19:42	1/10	10.0	0/6	1/3	0/1											1		
11	CABRERA YERO Richard	19:04	1/1	100.0						1/1				1				1		
*12	GONZALEZ Yarbul Felipe	20:13	0/4	0.0	0/2					0/2			2	1	1	0/2	1			
*13	OMS SALINAS Emilio	26:03												1						
Totals			14/37	37.8	7/24	2/4	4/6			1/3		3	2	9	2	1/4	5	5		
Cap No.	Goalkeepers	Estimated Time	Saves/Shots							AS	TF	ST	BL	SP	Personal Fouls					
			Total	%	A	C	X	5M	PS						CA	20C	20F	PF	EX	
1	LARA Gianni		5/5	100.0	3/3	1/1	1/1			1/1									1	
*13	OMS SALINAS Emilio		4/10	40.0	3/4	0/1	1/4	0/1											0	
Totals			9/15	60.0	6/7	1/2	1/4	1/2											1	

Time Out	1
Exclusions With Substitution	0
Exclusions Without	0
Extra Player Goals	4
Extra Player	8

ARG							
Team Shots	Goals	Saves	Missed	Post	Blocked	Total	%
Action	1	6	4		2	13	7.7
Centre	1	1	1			3	33.3
Extra Player	3	1	3	2		9	33.3
5m	1	1		1		3	33.3
Penalty							
Counter Attack							
Total	6	9	8	3	2	28	21.4

CUB							
Team Shots	Goals	Saves	Missed	Post	Blocked	Total	%
Action	7	8	4	4	1	24	29.2
Centre	2	1		1		4	50.0
Extra Player	4	1		1		6	66.7
5m							
Penalty							
Counter Attack	1	2				3	33.3
Total	14	12	4	6	1	37	37.8

Legend:

* Starting line-up	A Action shot	C Centre shot	X Extra player shot
5m 5 metre shot	PS Penalty shot	CA Counter attack	AS Assist
TF Turnover foul	ST Steals	BL Blocked shot	SP Sprint (won/sprints)
PF Penalty		TWPC Technical Water Polo Committee	
EX Exclusion (S - with substitution, N - without substitution)		20F 20 seconds exclusion in the field	
20C 20 seconds exclusion in the centre forward position			

Results

Resultados / Resultados

Match No: 8

BRA 17 - 4 PUR
3:2, 4:0, 6:0, 4:2

Referees: CONTRERAS Luis (VEN)
J.J. KEMAN Wilhelm (AHO)

TWPC: BROCHERO Monica (ARG)

BRA - BRA (White)

Cap No.	Name	Estimated Time	Goals/Shots							AS	TF	ST	BL	SP	Personal Fouls			
			Total	%	A	C	X	5M	PS						CA	20C	20F	PF
*1	CORDEIRO Andre	16:00	0/1	0.0	0/1							1						
*2	HENRIQUES Vicente	26:02	3/6	50.0	1/3		1/1			1/2			1	1				
*3	ROCHA Gabriel	13:10	0/3	0.0	0/1	0/2					2						1	
4	VITA Lucas	16:02	1/1	100.0			1/1				2		2				1	
5	RAPOSO Andre	00:00																
*6	SEABRA Roberto	23:32	3/5	60.0	0/2		1/1	2/2			2						1	
7	SANTOS Rodrigo	15:20	3/4	75.0	0/1	1/1	2/2											
8	MACHADO Leandro	17:14	0/2	0.0	0/1	0/1											2	
*9	SEEGERER Erik	23:46	3/4	75.0	2/3					1/1			1		4/4			
*10	FRANCO Felipe	14:34	3/5	60.0	2/4					1/1			1	1			1	
*11	MAMERI Daniel (C)	20:25	1/5	20.0	0/4		1/1				1						1	
12	NOLASCO Bruno	15:59	0/4	0.0		0/3				0/1			1					
13	SANTOS Luis	16:00																
Totals			17/40	42.5	5/20	1/7	6/6	2/2		3/5	5	2	7	2	4/4	6	1	
Cap No.	Goalkeepers	Estimated Time	Saves/Shots							AS	TF	ST	BL	SP	Time Out			
			Total	%	A	C	X	5M	PS						CA	20C	20F	PF
*1	CORDEIRO Andre		3/5	60.0	1/1		0/1	2/3										0
13	SANTOS Luis		6/8	75.0	2/2	1/2	1/1	2/3										0
Totals			9/13	69.2	3/3	1/2	1/2	4/6										6

PUR - PUR (Blue)

Cap No.	Name	Estimated Time	Goals/Shots							AS	TF	ST	BL	SP	Personal Fouls			
			Total	%	A	C	X	5M	PS						CA	20C	20F	PF
*1	HUNTLEY Richard	24:00																
*2	COMAS Yahreh	20:55									2							
3	APONTE Arturo	18:47	0/2	0.0			0/1	0/1					1	0/1				
4	RAMOS SOTO Carlos	12:37																
5	ANDINO Rafael	12:34	1/1	100.0		1/1					2	1					2	
*6	BETANCOURT Alexis	26:47	0/1	0.0			0/1							0/1			1	
7	APONTE Damian	07:21															1	
*8	MUJICA John Paul	23:34	1/3	33.3	0/2			1/1					1					
*9	VIDAL Rafael	22:35	0/3	0.0	0/1	0/1	0/1				1			0/1				
10	MUNIZ Angel (C)	00:27																
*11	ROMAN Adrian	18:24	0/3	0.0	0/1		0/1	0/1					2				1	
*12	ROSA Gilberto	27:53	2/7	28.6	0/4		1/1	1/2					1	0/1			1	
13	FRADERA Juan	08:00																
Totals			4/20	20.0	0/8	1/2	1/4	2/6			5	3	3	0/4	2	4		
Cap No.	Goalkeepers	Estimated Time	Saves/Shots							AS	TF	ST	BL	SP	Time Out			
			Total	%	A	C	X	5M	PS						CA	20C	20F	PF
*1	HUNTLEY Richard		8/21	38.1	4/9	2/3	0/4	0/1	2/4									2
13	FRADERA Juan		3/7	42.9	1/1	2/2	0/2	0/1	0/1									0
Totals			11/28	39.3	5/10	4/5	0/6	0/2	2/5									7

BRA							
Team Shots	Goals	Saves	Missed	Post	Blocked	Total	%
Action	5	5	3	5	2	20	25.0
Centre	1	4		1	1	7	14.3
Extra Player	6					6	100.0
5m	2					2	100.0
Penalty							
Counter Attack	3	2				5	60.0
Total	17	11	3	6	3	40	42.5

PUR							
Team Shots	Goals	Saves	Missed	Post	Blocked	Total	%
Action		3	1	3	1	8	0.0
Centre	1	1				2	50.0
Extra Player	1	1		1	1	4	25.0
5m	2	4				6	33.3
Penalty							
Counter Attack							
Total	4	9	1	4	2	20	20.0

Legend:

*	Starting line-up	A	Action shot	C	Centre shot	X	Extra player shot
5m	5 metre shot	PS	Penalty shot	CA	Counter attack	AS	Assist
TF	Turnover foul	ST	Steals	BL	Blocked shot	SP	Sprint (won/sprints)
PF	Penalty			TWPC	Technical Water Polo Committee		
EX	Exclusion (S - with substitution, N - without substitution)			20F	20 seconds exclusion in the field		
20C	20 seconds exclusion in the centre forward position						

Results

Resultados / Resultados

Match No: 9

USA 21 - 3 PUR
6:1, 3:0, 8:1, 4:1

Referees: MENENDEZ Juan C. (CUB)
COTE Carlos (COL)

TWPC: MUIR Neil (CAN)

USA - USA (White)

Cap No.	Name	Estimated Time	Goals/Shots							AS	TF	ST	BL	SP	Personal Fouls					
			Total	%	A	C	X	5M	PS						CA	20C	20F	PF	EX	
*1	MOSES Merrill	16:00										1								
*2	VARELLAS Peter	18:06	1/2	50.0	1/2						2	3	3/3							
3	HUDNUT Peter	14:34	2/2	100.0			1/1						1					1		
4	POWERS Jeff	15:56	2/5	40.0	0/2	0/1	1/1						5							
*5	WRIGHT Adam	17:41	0/1	0.0					0/1		1							1		
6	HEWKO Daniel	13:54	1/3	33.3	1/2		0/1				2	1		1						
*7	BEAUBIEN Ronald	14:00	1/1	100.0	1/1													1		
*8	AZEVEDO Tony (C)	29:37	6/7	85.7	1/2			1/1		4/4	2				2					
*9	BAILEY Ryan	18:06	2/4	50.0	0/1	1/2	1/1					1	1							
10	HOPKINS Thomas	13:55	2/2	100.0			1/1			1/1			1	1/1				1		
*11	SMITH Jesse	22:17	1/5	20.0	0/4	1/1					1		1							
12	MANN John	13:54	3/3	100.0			2/2	1/1												
13	KERR Genai	16:00																		
Totals			21/35	60.0	4/14	2/4	6/7	2/2	0/1	7/7	6	4	7	9	4/4	3	1			
Cap No.	Goalkeepers	Saves/Shots							Time Out				Exclusions							
Total	%	A	C	X	5M	PS	CA	AS	TF	ST	BL	SP	20C	20F	PF	EX				
*1	MOSES Merrill	6/7	85.7	3/3	1/1	2/3											0			
13	KERR Genai	2/4	50.0	1/2	1/2												0			
Totals			8/11	72.7	3/3	2/3	1/2	2/3									6		8	

PUR - PUR (Blue)

Cap No.	Name	Estimated Time	Goals/Shots							AS	TF	ST	BL	SP	Personal Fouls						
			Total	%	A	C	X	5M	PS						CA	20C	20F	PF	EX		
*1	HUNTLEY Richard	24:00																			
*2	COMAS Yahreh	17:59	1/3	33.3	1/3						2						1	1			
3	APONTE Arturo	16:28	1/2	50.0	0/1	1/1						1									
4	RAMOS SOTO Carlos	10:21	0/3	0.0	0/2			0/1													
5	ANDINO Rafael	08:14																	1		
*6	BETANCOURT Alexis	25:27	0/1	0.0		0/1						1	0/2					1			
7	APONTE Damian	13:16	0/1	0.0	0/1								0/1								
*8	MUJICA John Paul	23:34	0/3	0.0	0/3													2			
*9	VIDAL Rafael	25:46	0/2	0.0	0/1			0/1										1			
10	MUNIZ Angel (C)	00:00																			
*11	ROMAN Adrian	20:00	0/4	0.0	0/2	0/1	0/1					2						1			
*12	ROSA Gilberto	30:55	1/8	12.5	0/7			1/1			1		1							1	
13	FRADERA Juan	08:00																			
Totals			3/27	11.1	0/15	1/5	1/3	1/4			1	2	4	1	0/3	5	3	1			
Cap No.	Goalkeepers	Saves/Shots							Time Out				Exclusions								
Total	%	A	C	X	5M	PS	CA	AS	TF	ST	BL	SP	20C	20F	PF	EX					
*1	HUNTLEY Richard	3/20	15.0	2/4	1/2	0/6	0/2	0/6										1			
13	FRADERA Juan	2/6	33.3	1/3	0/1			1/1	0/1									0			
Totals			5/26	19.2	3/7	1/3	0/6	0/2	1/1	0/7								1		4	

USA							
Team Shots	Goals	Saves	Missed	Post	Blocked	Total	%
Action	4	3	2	4	1	14	28.6
Centre	2	1	1			4	50.0
Extra Player	6		1			7	85.7
5m	2					2	100.0
Penalty		1				1	0.0
Counter Attack	7					7	100.0
Total	21	5	4	4	1	35	60.0

PUR							
Team Shots	Goals	Saves	Missed	Post	Blocked	Total	%
Action		3	3	1	8	15	0.0
Centre	1	2	2			5	20.0
Extra Player	1	1		1		3	33.3
5m	1	2			1	4	25.0
Penalty							
Counter Attack							
Total	3	8	5	2	9	27	11.1

Legend:

* Starting line-up	A Action shot	C Centre shot	X Extra player shot
5m 5 metre shot	PS Penalty shot	CA Counter attack	AS Assist
TF Turnover foul	ST Steals	BL Blocked shot	SP Sprint (won/sprints)
PF Penalty	TWPC Technical Water Polo Committee		
EX Exclusion (S - with substitution, N - without substitution)	20F 20 seconds exclusion in the field		
20C 20 seconds exclusion in the centre forward position			

Results

Resultados / Resultados

Match No: 10

CUB 14 - 6 COL
4:1, 4:0, 2:3, 4:2

Referees: CONTRERAS Luis (VEN)
J.J. KEMAN Wilhelm (AHO)

TWPC: HERNANDEZ Megan (USA)

CUB - CUB (White)

Cap No.	Name	Estimated Time	Goals/Shots								AS	TF	ST	BL	SP	Personal Fouls			
			Total	%	A	C	X	5M	PS	CA						20C	20F	PF	EX
*1	LARA Gianni	24:00																	
2	MUNOZ MACHADO Alexander	14:44	0/2	0.0	0/2						1	2	1				2	1	
*3	CISNERO Ernesto Antonio	24:40	5/7	71.4	1/1			3/4	0/1	1/1									
4	LARA Edgar	14:55	0/2	0.0	0/1									1					
5	ANDRADE Yohandri	14:12																2	
*6	ORTEGA Carlos Alberto	20:09	0/1	0.0	0/1														
*7	GONZALEZ ALONSO Ives	20:04	2/4	50.0	0/2	1/1	1/1				1		5	1					
*8	DIAZ RAMON Ernesto	17:48	0/3	0.0	0/2	0/1					1		1					2	
9	GONZALEZ ALONSO Iosse	12:58	0/1	0.0						0/1					0/1				
*10	MARRERO Rigel Jimenez (C)	19:40	3/4	75.0		1/2	2/2					2	2	1				1	
11	CABRERA YERO Richard	13:48	1/4	25.0	0/2		1/1				3							1	
*12	GONZALEZ Yarbul Felipe	19:02	3/5	60.0	2/3						1		1		3/3				
13	OMS SALINAS Emilio	08:00																	
Totals			14/33	42.4	3/12	2/5	7/9	0/1	1/1	1/5	7	4	13	2	3/4	7	2		
Cap No.	Goalkeepers	Estimated Time	Saves/Shots								Time Out								
			Total	%	A	C	X	5M	PS	CA	Exclusions With Substitution	Exclusions Without	Extra Player Goals	Extra Player					
*1	LARA Gianni		11/15	73.3	4/5	2/3	4/6	1/1											
13	OMS SALINAS Emilio		1/3	33.3	1/2	0/1													
Totals			12/18	66.7	5/7	2/3	4/7	1/1											

COL - COL (Blue)

Cap No.	Name	Estimated Time	Goals/Shots								AS	TF	ST	BL	SP	Personal Fouls				
			Total	%	A	C	X	5M	PS	CA						20C	20F	PF	EX	
*1	BUITRAGO SANTOS Elkin	32:00																		
*2	BEJARANO RONCANCIO Nelson	20:47	0/1	0.0	0/1									0/2				1		
3	CORREA HERNANDEZ Sergio	11:27																2	1	
4	SOTO ROLDAN Jorge	14:08	1/2	50.0		1/2						2								
*5	ANDRADE LOZANO John	14:48	0/6	0.0	0/4		0/2				1									
6	MONROY HENAO Alex	09:39											1							
*7	IDARRAGA GAVIRIA Alejandro	19:31	1/7	14.3	1/1	0/2	0/1	0/3										2		
*8	LIZARAZO Jairo Andres	20:50											5				1			
*9	MONTOYA TORO Jorge	21:20	2/6	33.3	0/2		2/4						1						1	
*10	GIRALDO MENDEZ Juan F. (C)	18:55	0/2	0.0	0/1		0/1						1					1		
11	GUARNIZO RIVERA German	12:10	1/1	100.0			1/1							1/1						
12	CHEVERRY ZEA Juan F.	15:18	1/3	33.3	1/1	0/1	0/1													
13	REINA GONZALEZ Guillermo	13:07																		
Totals			6/28	21.4	2/10	1/5	3/10	0/3			1	3	7		1/4	4	4	1		
Cap No.	Goalkeepers	Estimated Time	Saves/Shots								Time Out									
			Total	%	A	C	X	5M	PS	CA	Exclusions With Substitution	Exclusions Without	Extra Player Goals	Extra Player						
*1	BUITRAGO SANTOS Elkin		12/26	46.2	4/7	3/5	1/8	1/1	0/1	3/4										
Totals			12/26	46.2	4/7	3/5	1/8	1/1	0/1	3/4										

CUB							
Team Shots	Goals	Saves	Missed	Post	Blocked	Total	%
Action	3	4	2	3		12	25.0
Centre	2	3				5	40.0
Extra Player	7	1		1		9	77.8
5m		1				1	0.0
Penalty	1					1	100.0
Counter Attack	1	3		1		5	20.0
Total	14	12	2	5		33	42.4

COL							
Team Shots	Goals	Saves	Missed	Post	Blocked	Total	%
Action	2	5	3			10	20.0
Centre	1	2	2			5	20.0
Extra Player	3	4	1	1	1	10	30.0
5m		1	1		1	3	0.0
Penalty							
Counter Attack							
Total	6	12	7	1	2	28	21.4

Legend:

* Starting line-up	A Action shot	C Centre shot	X Extra player shot
5m 5 metre shot	PS Penalty shot	CA Counter attack	AS Assist
TF Turnover foul	ST Steals	BL Blocked shot	SP Sprint (won/sprints)
PF Penalty		TWPC Technical Water Polo Committee	
EX Exclusion (S - with substitution, N - without substitution)		20F 20 seconds exclusion in the field	
20C 20 seconds exclusion in the centre forward position			

Results

Resultados / Resultados

Match No: 11

CAN 19 - 8 ARG

6:1, 5:1, 4:1, 4:5

Referees: GOLDENBERG Michael (USA)
DEL VALLE Genaro (PUR)

TWPC: FRADY Bill (USA)

CAN - CAN (White)

Cap No.	Name	Estimated Time	Goals/Shots							AS	TF	ST	BL	SP	Personal Fouls			
			Total	%	A	C	X	5M	PS						CA	20C	20F	PF
*1	RANDALL Robin	16:00										2						
2	KUDABA Constantine	14:49									1		1					2
3	ROBINSON Andrew	11:28																1
*4	MITCHELL Kevin	19:33	1/2	50.0				1/2					1					1
*5	GRAHAM Kevin	22:22	4/10	40.0	1/5			1/2					1	1	2/4			1
*6	MARKS Thomas (C)	21:09	2/4	50.0	1/2			1/2										
7	JUNG Brandon	21:38	4/5	80.0	1/1			3/4					2					
8	STEIN Dan	08:53	1/1	100.0				1/1										
*9	FELTHAM Aaron	20:00	2/4	50.0	1/3			1/1			2		2					1
*10	MILLER Noah	21:31	2/2	100.0	1/1						1	1	2	1				1 1
11	SAYEGH Jean	09:04	0/2	0.0	0/2													1 2
*12	MILLER Nathaniel	21:29	3/4	75.0	1/1			2/3				1						2
13	YOUNGBLUD Nic	16:00																
Totals			19/34	55.9	6/15		10/15		3/4		3	3	7	6	2/4		4	9
Cap No.	Goalkeepers	Estimated Time	Saves/Shots							AS	TF	ST	BL	SP	Personal Fouls			
			Total	%	A	C	X	5M	PS						CA	20C	20F	PF
*1	RANDALL Robin		4/6	66.7	2/2	2/2	0/2											
13	YOUNGBLUD Nic		3/9	33.3	1/1	0/1	1/4	1/1	0/2									
Totals			7/15	46.7	3/3	2/3	1/6	1/1	0/2									
															Time Out	1		
															Exclusions With Substitution	0		
															Exclusions Without	0		
															Extra Player Goals	10		
															Extra Player	14		

ARG - ARG (Blue)

Cap No.	Name	Estimated Time	Goals/Shots							AS	TF	ST	BL	SP	Personal Fouls			
			Total	%	A	C	X	5M	PS						CA	20C	20F	PF
1	MAZZINI Hernan	17:13																
2	GIUSTO ZIMMARDO Diego	12:33	1/2	50.0			1/2						1					3
3	SCURSONI Fernando	16:52	1/2	50.0		1/1	0/1											1
*5	LOPEZ Emanuel	20:49																2 1
*6	TESTA Bruno (C)	15:02	2/4	50.0		0/1	2/3											1
*7	MONTANE Juan Pablo	18:27	2/3	66.7			1/2			1/1	1		2					2
8	ECHENIQUE Gonzalo	20:13	0/1	0.0	0/1								2	1				2 1
*9	CARABANTES Ivan Martin	22:17	1/6	16.7	0/2	0/1	1/3				2		1					2 1
*10	GIL Ramiro	23:35	0/4	0.0			0/1	0/3				1		1	2/4			
*11	MARONI Andres	21:07	1/4	25.0	0/1	0/2				1/1		2						
12	BENAGLIA Juan Manuel	19:30	0/4	0.0	0/2		0/1	0/1				1						1
*13	TESTA Franco	14:47																
Totals			8/30	26.7	0/6	1/5	5/13	0/4	2/2		3	4	5	3	2/4		10	4
Cap No.	Goalkeepers	Estimated Time	Saves/Shots							AS	TF	ST	BL	SP	Personal Fouls			
			Total	%	A	C	X	5M	PS						CA	20C	20F	PF
1	MAZZINI Hernan		6/14	42.9	3/6		2/7											
*13	TESTA Franco		3/14	21.4	2/5		1/6		0/3									
Totals			9/28	32.1	5/11		3/13		1/4									
															Time Out	2		
															Exclusions With Substitution	0		
															Exclusions Without	0		
															Extra Player Goals	5		
															Extra Player	13		

CAN							
Team Shots	Goals	Saves	Missed	Post	Blocked	Total	%
Action	6	5	1	1	2	15	40.0
Centre							
Extra Player	10	3		1	1	15	66.7
5m							
Penalty							
Counter Attack	3	1				4	75.0
Total	19	9	1	2	3	34	55.9

ARG							
Team Shots	Goals	Saves	Missed	Post	Blocked	Total	%
Action		3	2	1		6	0.0
Centre	1	2	1		1	5	20.0
Extra Player	5	1	2	1	4	13	38.5
5m		1		2	1	4	0.0
Penalty							
Counter Attack	2					2	100.0
Total	8	7	5	4	6	30	26.7

Legend:

*	Starting line-up	A	Action shot	C	Centre shot	X	Extra player shot
5m	5 metre shot	PS	Penalty shot	CA	Counter attack	AS	Assist
TF	Turnover foul	ST	Steals	BL	Blocked shot	SP	Sprint (won/sprints)
PF	Penalty			TWPC	Technical Water Polo Committee		
EX	Exclusion (S - with substitution, N - without substitution)			20F	20 seconds exclusion in the field		
20C	20 seconds exclusion in the centre forward position						

Results

Resultados / Resultados

Match No: 12

BRA 12 - 8 MEX

5:3, 3:3, 2:1, 2:1

Referees: DESLIERES Marie-Claude (CAN)
MADERA Raul (CUB)

TWPC: LAVOIE Claude (CAN)

BRA - BRA (White)

Cap No.	Name	Estimated Time	Goals/Shots								AS	TF	ST	BL	SP	Personal Fouls				
			Total	%	A	C	X	5M	PS	CA						20C	20F	PF	EX	
*1	CORDEIRO Andre	32:00																		
*2	HENRIQUES Vicente	26:49	0/4	0.0	0/3			0/1				1	4	1						
*3	ROCHA Gabriel	15:52	1/2	50.0	0/1		1/1					1						1		
4	VITA Lucas	16:17	1/1	100.0	1/1							1								
5	RAPOSO Andre	00:00																		
6	SEABRA Roberto	19:39	3/7	42.9	3/5			0/1	0/1								1	1		
7	SANTOS Rodrigo	21:15	1/3	33.3	0/2			1/1					1							
*8	MACHADO Leandro	14:32												1			1	1		
*9	SEEGERER Erik	25:06	0/2	0.0	0/1									3/4			1			
*10	FRANCO Felipe	22:30	5/11	45.5	3/7			1/2	0/1	1/1		1		2			1			
*11	MAMERI Daniel (C)	15:58	1/1	100.0				1/1						2			1	1		
12	NOLASCO Bruno	13:27										1	1	1				2	S	
13	SANTOS Luis	00:00																		
Totals			12/31	38.7	7/20	1/1	3/6	0/2	1/1	0/1	1	4	12	3	3/4	3	7	1	1	
Cap No.	Goalkeepers	Estimated Time	Saves/Shots								Time Out									
			Total	%	A	C	X	5M	PS	CA	20C	20F	PF	EX						
*1	CORDEIRO Andre		6/14	42.9	3/4	2/2	0/6		1/1	0/1									2	
Totals			6/14	42.9	3/4	2/2	0/6		1/1	0/1										1
																			0	
																			3	
																			8	

MEX - MEX (Blue)

Cap No.	Name	Estimated Time	Goals/Shots								AS	TF	ST	BL	SP	Personal Fouls				
			Total	%	A	C	X	5M	PS	CA						20C	20F	PF	EX	
*1	MONTIEL GUTIERREZ Omar (C)	32:00																		
2	PEREZ ROMERO Jorge Alberto	14:38	0/1	0.0	0/1						1									
*3	HERNANDEZ Cutberto	23:24	2/3	66.7	0/1		1/1			1/1			2	0/1				2		
*4	SCHMIDT Rainer	18:50	0/2	0.0	0/1		0/1							1				1		
5	PALACIOS Erik Jhoan	04:22	0/1	0.0				0/1										1		
*6	LOPEZ CHAVEZ Jorge Antonio	21:19	1/5	20.0	0/2			1/2		0/1	1	1	1					1		
*7	ALVAREZ BASILIO Oliver	26:43	0/2	0.0	0/2						1	1	2	1	1/2					
*8	SCHMIDT OROPEZA Richard	15:17										1	1						1	
*9	CASTANEDA Diego	21:30	1/3	33.3	0/1			1/2			1			0/1				1		
10	GARCIA ORTIZ Armando	22:22	2/3	66.7				2/2	0/1				1						2	
11	VAZQUEZ Fausto Ruben	12:55	2/2	100.0	1/1			1/1												
12	GONZALEZ Julian	10:37	0/1	0.0	0/1							1								
13	ORTEGA Orlando Antonio	00:00																		
Totals			8/23	34.8	1/7	0/3	6/9	0/2	0/1	1/1	4	4	7	2	1/4	1	7	1	1	
Cap No.	Goalkeepers	Estimated Time	Saves/Shots								Time Out									
			Total	%	A	C	X	5M	PS	CA	20C	20F	PF	EX						
*1	MONTIEL GUTIERREZ Omar (C)		8/20	40.0	5/12	0/1	1/4	2/2	0/1										2	
Totals			8/20	40.0	5/12	0/1	1/4	2/2	0/1											0
																			0	
																			6	
																			10	

BRA							
Team Shots	Goals	Saves	Missed	Post	Blocked	Total	%
Action	7	5	3	3	2	20	35.0
Centre	1					1	100.0
Extra Player	3	1	1	1		6	50.0
5m		2				2	0.0
Penalty	1					1	100.0
Counter Attack				1		1	0.0
Total	12	8	4	5	2	31	38.7

MEX							
Team Shots	Goals	Saves	Missed	Post	Blocked	Total	%
Action	1	3	2		1	7	14.3
Centre		2	1			3	0.0
Extra Player	6		1	1	1	9	66.7
5m				1	1	2	0.0
Penalty		1				1	0.0
Counter Attack	1					1	100.0
Total	8	6	4	2	3	23	34.8

Legend:

*	Starting line-up	A	Action shot	C	Centre shot	X	Extra player shot
5m	5 metre shot	PS	Penalty shot	CA	Counter attack	AS	Assist
TF	Turnover foul	ST	Steals	BL	Blocked shot	SP	Sprint (won/sprints)
PF	Penalty			TWPC	Technical Water Polo Committee		
EX	Exclusion (S - with substitution, N - without substitution)			20F	20 seconds exclusion in the field		
20C	20 seconds exclusion in the centre forward position						

Results

Resultados / Resultados

Match No: 13

PUR 9 - 10 COL
1:1, 2:3, 3:1, 3:4, 0:0, 0:1

Referees: GOLDENBERG Michael (USA)
MADERA Raul (CUB)

TWPC: BROCHERO Monica (ARG)

PUR - PUR (White)

Cap No.	Name	Estimated Time	Goals/Shots							AS	TF	ST	BL	SP	Personal Fouls						
			Total	%	A	C	X	5M	PS						CA	20C	20F	PF	EX		
*1	HUNTLEY Richard	38:00																			
*2	COMAS Yahreh	22:58	4/9	44.4	0/1	4/7	0/1														
3	APONTE Arturo	10:38	0/1	0.0	0/1									1/1							
4	RAMOS SOTO Carlos	10:32											0/1								
5	ANDINO Rafael	13:07	0/1	0.0	0/1												1				
*6	BETANCOURT Alexis	35:44	0/4	0.0	0/2			0/2		1	1	1	1	1/4			1				
7	APONTE Damian	06:33																1			
*8	MUJICA John Paul	29:53	1/3	33.3	1/3							1	1				2				
*9	VIDAL Rafael	25:52	1/1	100.0				1/1				2	1								
10	MUÑIZ Angel (C)	00:00																			
*11	ROMAN Adrian	34:43	1/2	50.0	0/1			1/1			1		1				1				
*12	ROSA Gilberto	38:00	2/4	50.0	2/3				0/1	1		1	5								
13	FRADERA Juan	00:00																			
Totals			9/25	36.0	3/12	4/7	2/3	0/3		2	2	5	9	2/6			5	1			
Cap No.	Goalkeepers	Estimated Time	Saves/Shots							AS	TF	ST	BL	SP	Personal Fouls						
			Total	%	A	C	X	5M	PS						CA	20C	20F	PF	EX		
*1	HUNTLEY Richard		12/22	54.5	8/14	1/3	1/3	2/2													
Totals			12/22	54.5	8/14	1/3	1/3	2/2													
															Time Out		2				
															Exclusions With Substitution		0				
															Exclusions Without		0				
															Extra Player Goals		2				
															Extra Player		5				

COL - COL (Blue)

Cap No.	Name	Estimated Time	Goals/Shots							AS	TF	ST	BL	SP	Personal Fouls							
			Total	%	A	C	X	5M	PS						CA	20C	20F	PF	EX			
*1	BUITRAGO SANTOS Elkin	38:00										2										
*2	BEJARANO RONCANCIO Nelson	26:44	0/4	0.0	0/2			0/2		1		2		0/1								
*3	CORREA HERNANDEZ Sergio	14:06	0/1	0.0			0/1										1					
*4	SOTO ROLDAN Jorge	12:00	1/2	50.0	1/1	0/1					1						1					
5	ANDRADE LOZANO John	19:12	1/2	50.0	0/1			1/1				2	1									
6	MONROY HENAO Alex	00:00																				
7	IDARRAGA GAVIRIA Alejandro	17:23	2/7	28.6	1/2	1/2		0/3				1					1					
*8	LIZARAZO Jairo Andres	30:03	0/1	0.0	0/1						1	1		2/2			1					
*9	MONTOYA TORO Jorge	25:18	2/5	40.0	1/2	1/2		0/1				2										
*10	GIRALDO MENDEZ Juan F. (C)	37:29	2/8	25.0	1/6			1/2			1	4										
11	GUARNIZO RIVERA German	10:48	0/2	0.0	0/1			0/1						2/2								
12	EHEVERRY ZEA Juan F.	19:28	0/3	0.0	0/2	0/1																
13	REINA GONZALEZ Guillermo	15:29	2/3	66.7	2/3											0/1	1					
Totals			10/38	26.3	6/21	2/7	2/5	0/5		1	3	14	1	4/6			4	1				
Cap No.	Goalkeepers	Estimated Time	Saves/Shots							AS	TF	ST	BL	SP	Personal Fouls							
			Total	%	A	C	X	5M	PS						CA	20C	20F	PF	EX			
*1	BUITRAGO SANTOS Elkin		7/16	43.8	4/7	2/6	0/2	1/1														
Totals			7/16	43.8	4/7	2/6	0/2	1/1														
															Time Out		3					
															Exclusions With Substitution		0					
															Exclusions Without		0					
															Extra Player Goals		2					
															Extra Player		6					

PUR							
Team Shots	Goals	Saves	Missed	Post	Blocked	Total	%
Action	3	4	3	2		12	25.0
Centre	4	2		1		7	57.1
Extra Player	2		1			3	66.7
5m		1	1		1	3	0.0
Penalty							
Counter Attack							
Total	9	7	5	3	1	25	36.0

COL							
Team Shots	Goals	Saves	Missed	Post	Blocked	Total	%
Action	6	8	1	2	4	21	28.6
Centre	2	1	2		2	7	28.6
Extra Player	2	1			2	5	40.0
5m		2	2		1	5	0.0
Penalty							
Counter Attack							
Total	10	12	5	2	9	38	26.3

Legend:

* Starting line-up	A Action shot	C Centre shot	X Extra player shot
5m 5 metre shot	PS Penalty shot	CA Counter attack	AS Assist
TF Turnover foul	ST Steals	BL Blocked shot	SP Sprint (won/sprints)
PF Penalty		TWPC Technical Water Polo Committee	
EX Exclusion (S - with substitution, N - without substitution)		20F 20 seconds exclusion in the field	
20C 20 seconds exclusion in the centre forward position			



Julio Delamare Aquatic Park
Parque Ac. Julio Delamare
Parque Aq. Julio Delamare

25 JUL 2007
16:30

Water Polo
Polo Acuático / Polo Aquático

Men's
Masculino / Masculino

Classifications (5th-8th)
Clasificación (5th-8th) / Classificação (5th-8th)

Results

Resultados / Resultados

Match No: 14

MEX 8 - 9 ARG
0:3, 1:3, 3:2, 4:1

Referees: PATELLI JR. Decio (BRA)
DESLIERES Marie-Claude (CAN)

TWPC: MUJICA Agustín (PUR)

MEX - MEX (White)

Cap No.	Name	Estimated Time	Goals/Shots							AS	TF	ST	BL	SP	Personal Fouls					
			Total	%	A	C	X	5M	PS						CA	20C	20F	PF	EX	
*1	MONTIEL GUTIERREZ Omar (C)	32:00																		
2	PEREZ ROMERO Jorge Alberto	10:56	0/1	0.0	0/1															
*3	HERNANDEZ Cutberto	26:57	2/3	66.7	1/1			1/2												
*4	SCHMIDT Rainer	17:50	3/5	60.0			0/1	2/3	1/1											
5	PALACIOS Erik Jhoan	02:45																		
*6	LOPEZ CHAVEZ Jorge Antonio	26:28	0/2	0.0				0/1	0/1											
*7	ALVAREZ BASILIO Oliver	09:35	0/1	0.0	0/1															
*8	SCHMIDT OROPEZA Richard	21:11	2/7	28.6	0/2			0/1	1/3	1/1										
*9	CASTANEDA Diego	22:53	0/2	0.0	0/2															
10	GARCIA ORTIZ Armando	16:17	0/1	0.0	0/1															
11	VAZQUEZ Fausto Ruben	22:37																		
12	GONZALEZ Julian	14:31	1/2	50.0				1/2												
13	ORTEGA Orlando Antonio	00:00																		
Totals			8/24	33.3	1/8	0/1	4/9	2/5	1/1											
Goalkeepers			Saves/Shots							Time Out				2						
Totals			15/24	62.5	12/14	0/1	3/5	0/1	0/3											
Totals			15/24	62.5	12/14	0/1	3/5	0/1	0/3											
										Exclusions With Substitution				1						
										Exclusions Without				0						
										Extra Player Goals				4						
										Extra Player				9						

ARG - ARG (Blue)

Cap No.	Name	Estimated Time	Goals/Shots							AS	TF	ST	BL	SP	Personal Fouls					
			Total	%	A	C	X	5M	PS						CA	20C	20F	PF	EX	
*1	MAZZINI Hernan	32:00	0/1	0.0	0/1															
2	GIUSTO ZIMMARDO Diego	15:58	1/1	100.0	1/1															
3	SCURSONI Fernando	08:39																		
*5	LOPEZ Emanuel	20:17																		
6	TESTA Bruno (C)	19:16	0/1	0.0				0/1												
*7	MONTANE Juan Pablo	20:00	1/3	33.3	1/2			0/1												
*8	ECHENIQUE Gonzalo	22:14	3/6	50.0	0/2			0/1	1/1											
*9	CARABANTES Ivan Martin	26:04	3/9	33.3	0/6	1/1		2/2												
*10	GIL Ramiro	23:12	0/3	0.0	0/1			0/1	0/1											
11	MARONI Andres	16:19	1/4	25.0	0/2			0/1												
*12	BENAGLIA Juan Manuel	19:40	0/2	0.0	0/2															
13	TESTA Franco	00:00																		
Totals			9/30	30.0	2/17	1/1	2/7	1/2	3/3											
Goalkeepers			Saves/Shots							Time Out				2						
Totals			8/16	50.0	2/3		4/8	2/4	0/1											
Totals			8/16	50.0	2/3		4/8	2/4	0/1											
										Exclusions With Substitution				0						
										Exclusions Without				0						
										Extra Player Goals				2						
										Extra Player				9						

MEX							
Team Shots	Goals	Saves	Missed	Post	Blocked	Total	%
Action	1	2	1	2	2	8	12.5
Centre					1	1	0.0
Extra Player	4	4			1	9	44.4
5m	2	2			1	5	40.0
Penalty	1					1	100.0
Counter Attack							
Total	8	8	1	2	5	24	33.3

ARG							
Team Shots	Goals	Saves	Missed	Post	Blocked	Total	%
Action	2	12		1	2	17	11.8
Centre	1					1	100.0
Extra Player	2	3		1	1	7	28.6
5m	1			1		2	50.0
Penalty							
Counter Attack	3					3	100.0
Total	9	15		3	3	30	30.0

Legend:

* Starting line-up	A Action shot	C Centre shot	X Extra player shot
5m 5 metre shot	PS Penalty shot	CA Counter attack	AS Assist
TF Turnover foul	ST Steals	BL Blocked shot	SP Sprint (won/sprints)
PF Penalty	TWPC Technical Water Polo Committee		
EX Exclusion (S - with substitution, N - without substitution)	20F 20 seconds exclusion in the field		
20C 20 seconds exclusion in the centre forward position			



Julio Delamare Aquatic Park
Parque Ac. Julio Delamare
Parque Aq. Julio Delamare

25 JUL 2007
19:30

Water Polo
Polo Acuático / Polo Aquático

Men's
Masculino / Masculino

Semifinals
Semifinales / Semifinais

Results

Resultados / Resultados

Match No: 15

USA 15 - 4 CUB

2:0, 3:2, 7:1, 3:1

Referees: FERNÁNDEZ Joaquín (ESP)
CONTRERAS Luis (VEN)

TWPC: SHAW Bill (CAN)

USA - USA (White)

Cap No.	Name	Estimated Time	Goals/Shots							AS	TF	ST	BL	SP	Personal Fouls					
			Total	%	A	C	X	5M	PS						CA	20C	20F	PF	EX	
*1	MOSES Merrill	24:00										2								
*2	VARELLAS Peter	13:31	3/3	100.0			1/1			2/2				1/2	1					
*3	HUDNUT Peter	18:39	0/1	0.0	0/1						1	1	1		1					
4	POWERS Jeff	19:38	3/7	42.9	0/1	1/2	0/1	2/2		0/1		1	1				1			
*5	WRIGHT Adam	17:39	1/2	50.0	1/1		0/1					1					1	1		
6	HEWKO Daniel	20:10												0/1			1			
7	BEAUBIEN Ronald	13:55	1/1	100.0	1/1							1					2			
*8	AZEVEDO Tony (C)	23:41	1/3	33.3	0/2		1/1										1			
*9	BAILEY Ryan	17:18	3/6	50.0	1/1	1/2	0/1	0/1	1/1			1	2							
10	HOPKINS Thomas	14:29	2/4	50.0			2/3			0/1		1	1		1/1					
*11	SMITH Jesse	18:18	1/3	33.3	0/2			1/1					1				1	1		
12	MANN John	14:40	0/1	0.0		0/1														
13	KERR Genai	08:00																		
Totals			15/31	48.4	3/9	2/5	4/8	3/4	1/1	2/4	1	3	9	2	2/4	7	4			
Cap No.	Goalkeepers	Estimated Time	Saves/Shots							AS	TF	ST	BL	SP	Personal Fouls					
			Total	%	A	C	X	5M	PS						CA	20C	20F	PF	EX	
*1	MOSES Merrill		8/11	72.7	3/3	1/1	3/6	1/1												
13	KERR Genai		3/4	75.0	2/2	1/2														
Totals			11/15	73.3	5/5	2/3	3/6	1/1												
														Time Out		1				
														Exclusions With Substitution		0				
														Exclusions Without		0				
														Extra Player Goals		4				
														Extra Player		10				

CUB - CUB (Blue)

Cap No.	Name	Estimated Time	Goals/Shots							AS	TF	ST	BL	SP	Personal Fouls					
			Total	%	A	C	X	5M	PS						CA	20C	20F	PF	EX	
*1	LARA Gianni	31:10										4								
2	MUÑOZ MACHADO Alexander	04:47									2	1					1			
*3	CISNERO Ernesto Antonio	30:09	0/1	0.0			0/1				1	1					1			
4	LARA Edgar	09:22	1/3	33.3	0/1		1/2					1								
5	ANDRADE Yohandri	13:22	0/1	0.0	0/1												2			
*6	ORTEGA Carlos Alberto	24:28	1/2	50.0			1/1	0/1					0/1							
*7	GONZALEZ ALONSO Ives	26:32	0/4	0.0	0/1	0/2	0/1				2						2			
*8	DÍAZ RAMON Ernesto	14:34	0/4	0.0	0/3		0/1										2			
9	GONZALEZ ALONSO Iosse	04:40																		
*10	MARRERO Rigel Jimenez (C)	27:35	2/5	40.0	0/1	1/1	1/3				2	1					1			
11	CABRERA YERO Richard	10:58	0/1	0.0	0/1									0/1				1		
*12	GONZALEZ Yarbul Felipe	25:07	0/2	0.0	0/1		0/1				1	2	2	2/2				1		
13	OMS SALINAS Emilio	00:50																		
Totals			4/23	17.4	0/9	1/3	3/10	0/1			1	7	10	2	2/4	4	6	1		
Cap No.	Goalkeepers	Estimated Time	Saves/Shots							AS	TF	ST	BL	SP	Personal Fouls					
			Total	%	A	C	X	5M	PS						CA	20C	20F	PF	EX	
*1	LARA Gianni		7/22	31.8	1/4	2/4	2/6	0/3	0/1	2/4										
13	OMS SALINAS Emilio																			
Totals			7/22	31.8	1/4	2/4	2/6	0/3	0/1	2/4										
														Time Out		2				
														Exclusions With Substitution		0				
														Exclusions Without		0				
														Extra Player Goals		3				
														Extra Player		11				

USA							
Team Shots	Goals	Saves	Missed	Post	Blocked	Total	%
Action	3	1	1	3	1	9	33.3
Centre	2	2		1		5	40.0
Extra Player	4	2	1	1		8	50.0
5m	3				1	4	75.0
Penalty	1					1	100.0
Counter Attack	2	2				4	50.0
Total	15	7	2	5	2	31	48.4

CUB							
Team Shots	Goals	Saves	Missed	Post	Blocked	Total	%
Action		5	3		1	9	0.0
Centre	1	2				3	33.3
Extra Player	3	3		3	1	10	30.0
5m		1				1	0.0
Penalty							
Counter Attack							
Total	4	11	3	3	2	23	17.4

Legend:

* Starting line-up	A Action shot	C Centre shot	X Extra player shot
5m 5 metre shot	PS Penalty shot	CA Counter attack	AS Assist
TF Turnover foul	ST Steals	BL Blocked shot	SP Sprint (won/sprints)
PF Penalty	TWPC Technical Water Polo Committee		
EX Exclusion (S - with substitution, N - without substitution)	20F 20 seconds exclusion in the field		
20C 20 seconds exclusion in the centre forward position			

Results

Resultados / Resultados

Match No: 16

CAN 6 - 10 BRA
2:3, 4:2, 0:1, 0:4

Referees: J.J. KEMAN Wilhelm (AHO)
DEL VALLE Genaro (PUR)

TWPC: MARTINEZ Eugenio (CUB)

CAN - CAN (White)

Cap No.	Name	Estimated Time	Goals/Shots							AS	TF	ST	BL	SP	Personal Fouls					
			Total	%	A	C	X	5M	PS						CA	20C	20F	PF	EX	
*1	RANDALL Robin	32:00	0/1	0.0	0/1															
2	KUDABA Constantine	00:00																		
3	ROBINSON Andrew	00:00																		
*4	MITCHELL Kevin	24:12	0/1	0.0	0/1							1					1			
*5	GRAHAM Kevin	26:07	2/5	40.0	1/2			0/1					1	1/3						
*6	MARKS Thomas (C)	22:29	1/6	16.7	0/2	0/2	1/1										2			
7	JUNG Brandon	10:03	1/1	100.0			1/1					1								
8	STEIN Dan	13:11	0/1	0.0	0/1															
*9	FELTHAM Aaron	26:54	0/4	0.0	0/3		0/1										1			
*10	MILLER Noah	29:44	0/2	0.0	0/1		0/1					1	0/1							
11	SAYEGH Jean	10:23	0/2	0.0	0/1		0/1													
*12	MILLER Nathaniel	28:57	2/5	40.0	1/2	1/2	0/1											1		
13	YOUNGBLUD Nic	00:00																		
Totals			6/28	21.4	2/13	1/5	2/7						3	1	1/4		3	1	1	
Cap No.	Goalkeepers	Estimated Time	Saves/Shots							AS	TF	ST	BL	SP	Personal Fouls					
			Total	%	A	C	X	5M	PS						CA	20C	20F	PF	EX	
*1	RANDALL Robin	12:22	54.5	8/13	0/1	0/2	4/5	0/1												
Totals			12/22	54.5	8/13	0/1	0/2	4/5	0/1											

Time Out	1
Exclusions With Substitution	0
Exclusions Without	0
Extra Player Goals	2
Extra Player	8

BRA - BRA (Blue)

Cap No.	Name	Estimated Time	Goals/Shots							AS	TF	ST	BL	SP	Personal Fouls					
			Total	%	A	C	X	5M	PS						CA	20C	20F	PF	EX	
*1	CORDEIRO Andre	32:00																		
*2	HENRIQUES Vicente	29:58	1/7	14.3	1/5		0/2					1						1		
*3	ROCHA Gabriel	09:42									1									
4	VITA Lucas	15:13	0/1	0.0	0/1															
5	RAPOSO Andre	00:00																		
6	SEABRA Roberto	20:32	1/3	33.3	1/3							1	1					2		
7	SANTOS Rodrigo	16:54	0/2	0.0	0/2							2								
*8	MACHADO Leandro	25:53	0/1	0.0			0/1			1		2					1	1		
*9	SEGERER Erik	22:54	1/1	100.0	1/1							1	2	3/4				1		
*10	FRANCO Felipe	20:48	3/5	60.0	1/2		1/1	0/1	1/1			1	1					2		
*11	MAMERI Daniel (C)	16:25	3/7	42.9	1/1		1/2	1/4				1								
12	NOLASCO Bruno	13:41	1/1	100.0		1/1														
13	SANTOS Luis	00:00																		
Totals			10/28	35.7	5/15	1/1	2/3	1/8	1/1			1	1	7	6	3/4		7	1	
Cap No.	Goalkeepers	Estimated Time	Saves/Shots							AS	TF	ST	BL	SP	Personal Fouls					
			Total	%	A	C	X	5M	PS						CA	20C	20F	PF	EX	
*1	CORDEIRO Andre	8/14	57.1	5/7	1/2	1/3														
Totals			8/14	57.1	5/7	1/2	1/3													

Time Out	2
Exclusions With Substitution	0
Exclusions Without	0
Extra Player Goals	2
Extra Player	4

CAN							
Team Shots	Goals	Saves	Missed	Post	Blocked	Total	%
Action	2	5	3	1	2	13	15.4
Centre	1	1	1		2	5	20.0
Extra Player	2	1	1	1	2	7	28.6
5m							
Penalty							
Counter Attack	1	1	1			3	33.3
Total	6	8	6	2	6	28	21.4

BRA							
Team Shots	Goals	Saves	Missed	Post	Blocked	Total	%
Action	5	8		2		15	33.3
Centre	1					1	100.0
Extra Player	2		1			3	66.7
5m	1	4	1	1	1	8	12.5
Penalty	1					1	100.0
Counter Attack							
Total	10	12	2	3	1	28	35.7

Legend:

*	Starting line-up	A	Action shot	C	Centre shot	X	Extra player shot
5m	5 metre shot	PS	Penalty shot	CA	Counter attack	AS	Assist
TF	Turnover foul	ST	Steals	BL	Blocked shot	SP	Sprint (won/sprints)
PF	Penalty			TWPC	Technical Water Polo Committee		
EX	Exclusion (S - with substitution, N - without substitution)			20F	20 seconds exclusion in the field		
20C	20 seconds exclusion in the centre forward position						

Results

Resultados / Resultados

Match No: 17

PUR 5 - 10 MEX
3:1, 1:5, 0:4, 1:0

Referees: DESLIERES Marie-Claude (CAN)
POGGI Daniel (ARG)

TWPC: FRADY Bill (USA)

PUR - PUR (White)

Cap No.	Name	Estimated Time	Goals/Shots							AS	TF	ST	BL	SP	Personal Fouls					
			Total	%	A	C	X	5M	PS						CA	20C	20F	PF	EX	
*1	HUNTLEY Richard	24:00										2								
*2	COMAS Yahreh	20:44	0/4	0.0	0/2	0/2						1						1		
3	APONTE Arturo	01:20																		
4	RAMOS SOTO Carlos	14:01	0/1	0.0	0/1													1		
5	ANDINO Rafael	09:23																		
*6	BETANCOURT Alexis	30:53	0/1	0.0	0/1							1	1	0/4						
7	APONTE Damian	08:29	0/1	0.0	0/1															
*8	MUJICA John Paul	25:49	1/6	16.7	0/4			1/2				1	2					2		
*9	VIDAL Rafael	25:01	0/2	0.0	0/1	0/1												1	1	
10	MUÑIZ Angel (C)	00:00																		
*11	ROMAN Adrian	26:50	0/4	0.0	0/3	0/1												2		
*12	ROSA Gilberto	29:30	4/10	40.0	2/5	0/1	2/3	0/1				1	3					1		
13	FRADERA Juan	08:00											2							
Totals			5/29	17.2	2/18	0/5	3/5	0/1				1	10	3	0/4			6	2	1
Cap No.	Goalkeepers	Estimated Time	Saves/Shots							AS	TF	ST	BL	SP	Personal Fouls					
			Total	%	A	C	X	5M	PS						CA	20C	20F	PF	EX	
*1	HUNTLEY Richard		6/16	37.5	3/7	1/2	1/3	1/1	0/1	0/2										
13	FRADERA Juan		2/2	100.0				2/2												
Totals			8/18	44.4	3/7	1/2	1/3	3/3	0/1	0/2										
															Time Out		2			
															Exclusions With Substitution		0			
															Exclusions Without		0			
															Extra Player Goals		3			
															Extra Player		6			

MEX - MEX (Blue)

Cap No.	Name	Estimated Time	Goals/Shots							AS	TF	ST	BL	SP	Personal Fouls					
			Total	%	A	C	X	5M	PS						CA	20C	20F	PF	EX	
*1	MONTIEL GUTIERREZ Omar (C)	08:00																		
2	PEREZ ROMERO Jorge Alberto	19:11	0/2	0.0	0/1	0/1							1						1	
*3	HERNANDEZ Cutberto	17:19	0/1	0.0	0/1							1		1/1						
*4	SCHMIDT Rainer	16:04	1/1	100.0		1/1						1								
5	PALACIOS Erik Jhoan	05:58											1							
*6	LOPEZ CHAVEZ Jorge Antonio	21:53	3/3	100.0			2/2			1/1		1	1	1				1	1	
*7	ALVAREZ BASILIO Oliver	24:54	3/5	60.0	2/2		0/1	0/1	1/1			1		2/2				1		
*8	SCHMIDT OROPEZA Richard	25:16	1/4	25.0	1/2		0/1	0/1					1					1		
*9	CASTAÑEDA Diego	17:32	1/3	33.3	1/2		0/1						1	1/1				1		
10	GARCIA ORTIZ Armando	15:55	1/4	25.0	0/2			0/1		1/1										
11	VAZQUEZ Fausto Ruben	11:13										1	2	1						
12	GONZALEZ Julian	15:56	0/2	0.0	0/1	0/1														
13	ORTEGA Orlando Antonio	24:00																		
Totals			10/25	40.0	4/11	1/3	2/5	0/3	1/1	2/2		2	4	6	2	4/4		5	1	
Cap No.	Goalkeepers	Estimated Time	Saves/Shots							AS	TF	ST	BL	SP	Personal Fouls					
			Total	%	A	C	X	5M	PS						CA	20C	20F	PF	EX	
*1	MONTIEL GUTIERREZ Omar (C)		1/4	25.0	1/3		0/1													
13	ORTEGA Orlando Antonio		14/16	87.5	8/8	4/4	2/4													
Totals			15/20	75.0	9/11	4/4	2/5													
															Time Out		1			
															Exclusions With Substitution		0			
															Exclusions Without		0			
															Extra Player Goals		2			
															Extra Player		8			

PUR							
Team Shots	Goals	Saves	Missed	Post	Blocked	Total	%
Action	2	9	5	1	1	18	11.1
Centre		4		1		5	0.0
Extra Player	3	2				5	60.0
5m					1	1	0.0
Penalty							
Counter Attack							
Total	5	15	5	2	2	29	17.2

MEX							
Team Shots	Goals	Saves	Missed	Post	Blocked	Total	%
Action	4	3	1	1	2	11	36.4
Centre	1	1		1		3	33.3
Extra Player	2	1		1	1	5	40.0
5m		3				3	0.0
Penalty	1					1	100.0
Counter Attack	2					2	100.0
Total	10	8	1	3	3	25	40.0

Legend:

* Starting line-up	A Action shot	C Centre shot	X Extra player shot
5m 5 metre shot	PS Penalty shot	CA Counter attack	AS Assist
TF Turnover foul	ST Steals	BL Blocked shot	SP Sprint (won/sprints)
PF Penalty		TWPC Technical Water Polo Committee	
EX Exclusion (S - with substitution, N - without substitution)		20F 20 seconds exclusion in the field	
20C 20 seconds exclusion in the centre forward position			

Results

Resultados / Resultados

Match No: 18

COL 10 - 7 ARG

1:0, 2:2, 4:2, 3:3

Referees: GOLDENBERG Michael (USA)
CONTRERAS Luis (VEN)

TWPC: MUIR Neil (CAN)

COL - COL (White)

Cap No.	Name	Estimated Time	Goals/Shots							AS	TF	ST	BL	SP	Personal Fouls						
			Total	%	A	C	X	5M	PS						CA	20C	20F	PF	EX		
*1	BUITRAGO SANTOS Elkin	32:00																			
*2	BEJARANO RONCANCIO Nelson	25:20	0/1	0.0					0/1		1		1	2/2							
3	CORREA HERNANDEZ Sergio	18:06									1	2					2	1			
4	SOTO ROLDAN Jorge	18:45	2/3	66.7			1/2	1/1													
5	ANDRADE LOZANO John	16:06	2/5	40.0	1/3	1/1	0/1												1		
6	MONROY HENAO Alex	03:12																			
7	IDARRAGA GAVIRIA Alejandro	07:26											1						S		
*8	LIZARAZO Jairo Andres	17:21	1/1	100.0	1/1												1	2			
*9	MONTOYA TORO Jorge	21:51	3/8	37.5	2/3	1/3	0/1	0/1				2					1				
*10	GIRALDO MENDEZ Juan F. (C)	17:41	1/3	33.3	0/2		1/1			1							2	1			
11	GUARNIZO RIVERA German	10:36											1	0/1			1		1		
*12	EHEVERRY ZEA Juan F.	17:01	0/1	0.0			0/1				1	1					3				
*13	REINA GONZALEZ Guillermo	18:35	1/2	50.0	0/1		1/1						2	1/1			1		1		
Totals			10/24	41.7	4/10	3/7	3/5	0/2		1	3	5	5	3/4			11	4	2	1	
Cap No.	Goalkeepers	Estimated Time	Saves/Shots							AS	TF	ST	BL	SP	Personal Fouls						
			Total	%	A	C	X	5M	PS						CA	20C	20F	PF	EX		
*1	BUITRAGO SANTOS Elkin		11/18	61.1	3/3	5/6	2/7		1/2												
Totals			11/18	61.1	3/3	5/6	2/7		1/2												
															Time Out		2				
															Exclusions With Substitution		1				
															Exclusions Without		0				
															Extra Player Goals		3				
															Extra Player		10				

ARG - ARG (Blue)

Cap No.	Name	Estimated Time	Goals/Shots							AS	TF	ST	BL	SP	Personal Fouls							
			Total	%	A	C	X	5M	PS						CA	20C	20F	PF	EX			
*1	MAZZINI Hernan	32:00											3									
2	GIUSTO ZIMMARDO Diego	11:15										1	1				1					
3	SCURSONI Fernando	13:30	1/1	100.0			1/1				2						1					
*5	LOPEZ Emanuel	21:30	1/3	33.3	0/1	0/1	1/1				1						2					
*6	TESTA Bruno (C)	17:45	0/2	0.0			0/2				3		1						1			
*7	MONTANE Juan Pablo	28:06	1/4	25.0	0/2		1/2				1	1		1/1					1			
8	ECHENIQUE Gonzalo	12:18	0/3	0.0	0/2		0/1										1					
*9	CARABANTES Ivan Martin	29:34	1/3	33.3			0/2		1/1				1	1	0/1							
*10	GIL Ramiro	22:10	0/5	0.0			0/2	0/2	0/1				1	0/2			1					
11	MARONI Andres	18:54	3/7	42.9	0/1	0/2	3/4												1			
*12	BENAGLIA Juan Manuel	16:58	0/1	0.0	0/1					1	2		1				1					
13	TESTA Franco	00:00																				
Totals			7/29	24.1	0/7	1/6	5/12	0/2	1/2	1	9	7	4	1/4			7	3				
Cap No.	Goalkeepers	Estimated Time	Saves/Shots							AS	TF	ST	BL	SP	Personal Fouls							
			Total	%	A	C	X	5M	PS						CA	20C	20F	PF	EX			
*1	MAZZINI Hernan		8/18	44.4	2/6	4/7	0/3	2/2														
Totals			8/18	44.4	2/6	4/7	0/3	2/2														
															Time Out		2					
															Exclusions With Substitution		0					
															Exclusions Without		0					
															Extra Player Goals		5					
															Extra Player		15					

COL							
Team Shots	Goals	Saves	Missed	Post	Blocked	Total	%
Action	4	2		1	3	10	40.0
Centre	3	4				7	42.9
Extra Player	3			1	1	5	60.0
5m		2				2	0.0
Penalty							
Counter Attack							
Total	10	8		2	4	24	41.7

ARG							
Team Shots	Goals	Saves	Missed	Post	Blocked	Total	%
Action		3	2		2	7	0.0
Centre	1	5				6	16.7
Extra Player	5	2		3	2	12	41.7
5m			1		1	2	0.0
Penalty	1	1				2	50.0
Counter Attack							
Total	7	11	3	3	5	29	24.1

Legend:

* Starting line-up	A Action shot	C Centre shot	X Extra player shot
5m 5 metre shot	PS Penalty shot	CA Counter attack	AS Assist
TF Turnover foul	ST Steals	BL Blocked shot	SP Sprint (won/sprints)
PF Penalty	TWPC Technical Water Polo Committee	20F 20 seconds exclusion in the field	
EX Exclusion (S - with substitution, N - without substitution)			
20C 20 seconds exclusion in the centre forward position			

Results

Resultados / Resultados

Match No: 19

CUB 5 - 9 CAN
1:1, 2:3, 1:2, 1:3

Referees: WERNER José (BRA)
COTE Carlos (COL)

TWPC: MUJICA Agustín (PUR)

CUB - CUB (White)

Cap No.	Name	Estimated Time	Goals/Shots							AS	TF	ST	BL	SP	Personal Fouls					
			Total	%	A	C	X	5M	PS						CA	20C	20F	PF	EX	
*1	LARA Gianni	27:25										1						S		
2	MUNOZ MACHADO Alexander	02:22									1		1							
*3	CISNERO Ernesto Antonio	23:56	3/7	42.9	2/6		1/1										1			
4	LARA Edgar	09:56																		
5	ANDRADE Yohandri	15:38	1/3	33.3	1/3											1	1			
*6	ORTEGA Carlos Alberto	26:07	0/5	0.0	0/2		0/2					1				1	1			
*7	GONZALEZ ALONSO Ives	21:27	0/3	0.0	0/2		0/1										1			
*8	DIAZ RAMON Ernesto	20:39	0/1	0.0	0/1							2				1	1			
9	GONZALEZ ALONSO Iosse	08:10											2/3							
*10	MARRERO Rigel Jimenez (C)	20:30	0/3	0.0	0/1	0/1				1							S			
11	CABRERA YERO Richard	15:43									1									
*12	GONZALEZ Yarbul Felipe	27:29	1/8	12.5	1/8							2	0/1			1				
13	OMS SALINAS Emilio	04:35																		
Totals			5/30	16.7	4/23	0/1	1/4			0/2	1	2	6	1	2/4	3	6	2		
Cap No.	Goalkeepers	Estimated Time	Saves/Shots							Time Out		Exclusions With Substitution		Exclusions Without		Extra Player Goals		Extra Player		
			Total	%	A	C	X	5M	PS	CA										
*1	LARA Gianni		11/19	57.9	7/10	1/1	2/6	1/1	0/1										2	2
13	OMS SALINAS Emilio		0/1	0.0	0/1														0	0
Totals			11/20	55.0	7/11	1/1	2/6	1/1	0/1										1	5

CAN - CAN (Blue)

Cap No.	Name	Estimated Time	Goals/Shots							AS	TF	ST	BL	SP	Personal Fouls					
			Total	%	A	C	X	5M	PS						CA	20C	20F	PF	EX	
*1	RANDALL Robin	32:00										2								
2	KUDABA Constantine	00:00																		
3	ROBINSON Andrew	00:00																		
*4	MITCHELL Kevin	24:29	1/3	33.3	0/2		1/1					1								
*5	GRAHAM Kevin	24:15	2/3	66.7	1/2					1/1				2/3						
*6	MARKS Thomas (C)	19:49									1			1		2	1			
7	JUNG Brandon	13:16	2/4	50.0	1/3		1/1					1								
8	STEIN Dan	16:53	1/2	50.0		0/1	1/1				1									
*9	FELTHAM Aaron	21:19	2/4	50.0	2/4						2	1								
*10	MILLER Noah	28:43	0/3	0.0	0/2		0/1						1	0/1		1				
11	SAYEGH Jean	15:12	0/1	0.0			0/1						1							
*12	MILLER Nathaniel	28:04	1/5	20.0		0/1	1/2	0/2		1		3	2					1		
13	YOUNGBLUD Nic	00:00																		
Totals			9/25	36.0	4/13	0/2	4/7	0/2		1/1	2	3	8	5	2/4	3	2			
Cap No.	Goalkeepers	Estimated Time	Saves/Shots							Time Out		Exclusions With Substitution		Exclusions Without		Extra Player Goals		Extra Player		
			Total	%	A	C	X	5M	PS	CA										
*1	RANDALL Robin		9/14	64.3	6/10	1/1	0/1		2/2										2	0
Totals			9/14	64.3	6/10	1/1	0/1		2/2										4	9

CUB							
Team Shots	Goals	Saves	Missed	Post	Blocked	Total	%
Action	4	6	2	6	5	23	17.4
Centre		1				1	0.0
Extra Player	1			3		4	25.0
5m							
Penalty							
Counter Attack		2				2	0.0
Total	5	9	2	9	5	30	16.7

CAN							
Team Shots	Goals	Saves	Missed	Post	Blocked	Total	%
Action	4	7		2		13	30.8
Centre		1		1		2	0.0
Extra Player	4	2	1			7	57.1
5m		1			1	2	0.0
Penalty							
Counter Attack	1					1	100.0
Total	9	11	1	3	1	25	36.0

Legend:

* Starting line-up	A Action shot	C Centre shot	X Extra player shot
5m 5 metre shot	PS Penalty shot	CA Counter attack	AS Assist
TF Turnover foul	ST Steals	BL Blocked shot	SP Sprint (won/sprints)
PF Penalty	TWPC Technical Water Polo Committee		
EX Exclusion (S - with substitution, N - without substitution)	20F 20 seconds exclusion in the field		

Results

Resultados / Resultados

Match No: 20

USA 9 - 2 BRA
2:0, 3:0, 2:1, 2:1

Referees: FERNÁNDEZ Joaquín (ESP)
J.J. KEMAN Wilhelm (AHO)

TWPC: BROCHERO Monica (ARG)

USA - USA (White)

Cap No.	Name	Estimated Time	Goals/Shots							AS	TF	ST	BL	SP	Personal Fouls					
			Total	%	A	C	X	5M	PS						CA	20C	20F	PF	EX	
*1	MOSES Merrill	16:00										1							S	
*2	VARELLAS Peter	14:48	0/3	0.0	0/2		0/1					1		1/3						
*3	HUDNUT Peter	17:50	0/2	0.0	0/2								1							
4	POWERS Jeff	12:52	1/2	50.0	1/2							1						1		
*5	WRIGHT Adam	14:55	0/1	0.0			0/1					1	1							
6	HEWKO Daniel	12:29	1/1	100.0	1/1								1							
7	BEAUBIEN Ronald	10:36	1/1	100.0			1/1						1	1				1		
*8	AZEVEDO Tony (C)	20:23	4/7	57.1	1/2		1/3	2/2												
*9	BAILEY Ryan	14:03	1/1	100.0			1/1											1		
10	HOPKINS Thomas	12:29	0/3	0.0	0/2		0/1						1	0/1						
*11	SMITH Jesse	18:55	1/7	14.3	1/6	0/1							1					2		
12	MANN John	13:05										1								
13	KERR Genai	08:39											1							
Totals			9/28	32.1	4/17	0/1	3/8	2/2				3	7	3	1/4			5	1	
Cap No.	Goalkeepers	Estimated Time	Saves/Shots							AS	TF	ST	BL	SP	Personal Fouls					
			Total	%	A	C	X	5M	PS						CA	20C	20F	PF	EX	
*1	MOSES Merrill		2/2	100.0	2/2															
13	KERR Genai		6/8	75.0	3/4			3/3	0/1									3		
Totals			8/10	80.0	5/6			3/3	0/1										3	
															Time Out		0			
															Exclusions With Substitution		1			
															Exclusions Without		0			
															Extra Player Goals		3			
															Extra Player		8			

BRA - BRA (Blue)

Cap No.	Name	Estimated Time	Goals/Shots							AS	TF	ST	BL	SP	Personal Fouls						
			Total	%	A	C	X	5M	PS						CA	20C	20F	PF	EX		
*1	CORDEIRO Andre	24:39										1									
*2	HENRIQUES Vicente	29:41	0/2	0.0	0/2								3					1			
*3	ROCHA Gabriel	14:26	0/2	0.0	0/1		0/1					2						1			
4	VITA Lucas	14:30	0/1	0.0	0/1													1			
5	RAPOSO Andre	00:00																			
6	SEABRA Roberto	08:38	0/3	0.0	0/1		0/1	0/1													
7	SANTOS Rodrigo	17:17	0/3	0.0	0/3								1					1			
*8	MACHADO Leandro	18:27	0/2	0.0	0/2								1					2			
*9	SEGERER Erik	22:25	1/2	50.0	1/2								1	3/4				1			
*10	FRANCO Felipe	19:35	1/7	14.3	0/2		0/3	0/1		1/1			2	1				1			
*11	MAMERI Daniel (C)	21:36	0/4	0.0	0/1			0/3					3						S		
12	NOLASCO Bruno	04:51																			
13	SANTOS Luis	00:00																			
Totals			2/26	7.7	1/15		0/5	0/5	1/1			2	7	6	3/4			5	3	1	
Cap No.	Goalkeepers	Estimated Time	Saves/Shots							AS	TF	ST	BL	SP	Personal Fouls						
			Total	%	A	C	X	5M	PS						CA	20C	20F	PF	EX		
*1	CORDEIRO Andre		9/18	50.0	6/10		3/6	0/2											1		
Totals			9/18	50.0	6/10		3/6	0/2												1	
															Time Out		1				
															Exclusions With Substitution		1				
															Exclusions Without		0				
															Extra Player Goals		0				
															Extra Player		5				

USA							
Team Shots	Goals	Saves	Missed	Post	Blocked	Total	%
Action	4	6	1	1	5	17	23.5
Centre			1			1	0.0
Extra Player	3	3		1	1	8	37.5
5m	2					2	100.0
Penalty							
Counter Attack							
Total	9	9	2	2	6	28	32.1

BRA							
Team Shots	Goals	Saves	Missed	Post	Blocked	Total	%
Action	1	5	4	3	2	15	6.7
Centre							
Extra Player			2	2	1	5	0.0
5m		3	2			5	0.0
Penalty							
Counter Attack	1					1	100.0
Total	2	8	8	5	3	26	7.7

Legend:

* Starting line-up	A Action shot	C Centre shot	X Extra player shot
5m 5 metre shot	PS Penalty shot	CA Counter attack	AS Assist
TF Turnover foul	ST Steals	BL Blocked shot	SP Sprint (won/sprints)
PF Penalty	TWPC Technical Water Polo Committee	20F 20 seconds exclusion in the field	
EX Exclusion (S - with substitution, N - without substitution)			
20C 20 seconds exclusion in the centre forward position			

Overall Team Statistics

Estadísticas Generales del equipo / Estatísticas Gerais da Equipe

Preliminary Round

Team	GP	Goals/Shots								AS	TF	ST	BL	SP	Personal Fouls			
		Total	%	A	C	X	5M	PS	CA						20C	20F	PF	EX
ARG - ARG	3	21/85	24.7	2/28	3/11	13/33	1/11		2/2	3	12	17	6	9/12	13	11	1	1
BRA - BRA	3	35/97	36.1	12/49	2/11	14/22	3/8	1/1	3/6	6	9	25	9	9/12	18	10	1	1
CAN - CAN	3	46/92	50.0	14/39	3/9	19/27	1/2	2/2	7/13	7	10	25	16	9/12	10	13	1	
COL - COL	3	15/77	19.5	7/38	1/10	6/18	0/9	1/1	0/1	4	11	20	4	1/12	18	10	2	
CUB - CUB	3	40/100	40.0	15/53	7/16	14/19	0/2	2/2	2/8	12	8	34	4	5/12	18	7	1	
MEX - MEX	3	17/78	21.8	5/43	1/10	8/17	1/4	0/1	2/3	7	9	25	5	5/12	3	14	3	
PUR - PUR	3	10/71	14.1	0/35	3/11	3/9	4/12	0/2	0/2	1	11	13	9	1/11	9	8	1	
USA - USA	3	51/86	59.3	12/33	4/10	17/23	2/2	0/1	16/17	16	9	14	16	9/12	12	11		

Final Round

Team	GP	Goals/Shots								AS	TF	ST	BL	SP	Personal Fouls			
		Total	%	A	C	X	5M	PS	CA						20C	20F	PF	EX
ARG - ARG	2	16/59	27.1	2/24	2/7	7/19	1/4	1/2	3/3	1	14	19	9	5/8	12	7	1	
BRA - BRA	2	12/54	22.2	6/30	1/1	2/8	1/13	1/1	1/1	1	3	14	12	6/8	12	4		1
CAN - CAN	2	15/53	28.3	6/26	1/7	6/14	0/2		2/4	2	3	11	6	3/8	6	3	1	
COL - COL	2	20/62	32.3	10/31	5/14	5/10	0/7			2	6	19	6	7/10	15	5	2	1
CUB - CUB	2	9/53	17.0	4/32	1/4	4/14	0/1		0/2	2	9	16	3	4/8	7	12	1	2
MEX - MEX	2	18/49	36.7	5/19	1/4	6/14	2/8	2/2	2/2	5	8	10	5	4/8	8	7		1
PUR - PUR	2	14/54	25.9	5/30	4/12	5/8	0/4			2	3	15	12	2/10	11	3	1	
USA - USA	2	24/59	40.7	7/26	2/6	7/16	5/6	1/1	2/4	1	6	16	5	3/8	12	4		1

Overall (Preliminary + Final Round)

Team	GP	Goals/Shots								AS	TF	ST	BL	SP	Personal Fouls			
		Total	%	A	C	X	5M	PS	CA						20C	20F	PF	EX
ARG - ARG	5	37/144	25.7	4/52	5/18	20/52	2/15	1/2	5/5	4	26	36	15	14/20	25	18	2	1
BRA - BRA	5	47/151	31.1	18/79	3/12	16/30	4/21	2/2	4/7	7	12	39	21	15/20	30	14	1	2
CAN - CAN	5	61/145	42.1	20/65	4/16	25/41	1/4	2/2	9/17	9	13	36	22	12/20	16	16	2	
COL - COL	5	35/139	25.2	17/69	6/24	11/28	0/16	1/1	0/1	6	17	39	10	8/22	33	15	4	1
CUB - CUB	5	49/153	32.0	19/85	8/20	18/33	0/3	2/2	2/10	14	17	50	7	9/20	25	19	2	2
MEX - MEX	5	35/127	27.6	10/62	2/14	14/31	3/12	2/3	4/5	12	17	35	10	9/20	11	21	3	1
PUR - PUR	5	24/125	19.2	5/65	7/23	8/17	4/16	0/2	0/2	3	14	28	21	3/21	20	11	2	
USA - USA	5	75/145	51.7	19/59	6/16	24/39	7/8	1/2	18/21	17	15	30	21	12/20	24	15		1

Legend:

GP	Games Played	A	Action shot	C	Centre shot	X	Extra player shot
5m	5 metre shot	PS	Penalty shot	CA	Counter attack	AS	Assist
TF	Turnover foul	ST	Steals	BL	Blocked shot	SP	Sprint (won/sprints)
PF	Penalty	EX	Exclusion	20F	20 seconds exclusion in the field		
20C	20 seconds exclusion in the centre forward position						

Team Statistics

Estadísticas del equipo / Estatística das Equipes

Teams ranked by goals scored

Preliminary Round

GOALS and SHOTS

Rank	Team	Games Played	Goals	Shots	%
1	USA	3	51	86	59.3
2	CAN	3	46	92	50.0
3	CUB	3	40	100	40.0
4	BRA	3	35	97	36.1
5	ARG	3	21	85	24.7
6	MEX	3	17	78	21.8
7	COL	3	15	77	19.5
8	PUR	3	10	71	14.1

EXTRA PLAYER SHOTS

Rank	Team	Games Played	Goals	Shots	%
1	CAN	3	19	27	70.4
2	USA	3	17	23	73.9
3	BRA	3	14	22	63.6
3	CUB	3	14	19	73.7
5	ARG	3	13	33	39.4
6	MEX	3	8	17	47.1
7	COL	3	6	18	33.3
8	PUR	3	3	9	33.3

PENALTY SHOTS

Rank	Team	Games Played	Goals	Shots	%
1	CAN	3	2	2	100.0
1	CUB	3	2	2	100.0
3	BRA	3	1	1	100.0
3	COL	3	1	1	100.0
5	ARG	3			
5	MEX	3		1	0.0
5	PUR	3		2	0.0
5	USA	3		1	0.0

ACTION SHOTS

Rank	Team	Games Played	Goals	Shots	%
1	CUB	3	15	53	28.3
2	CAN	3	14	39	35.9
3	BRA	3	12	49	24.5
3	USA	3	12	33	36.4
5	COL	3	7	38	18.4
6	MEX	3	5	43	11.6
7	ARG	3	2	28	7.1
8	PUR	3		35	0.0

CENTRE SHOTS

Rank	Team	Games Played	Goals	Shots	%
1	CUB	3	7	16	43.8
2	USA	3	4	10	40.0
3	ARG	3	3	11	27.3
3	CAN	3	3	9	33.3
3	PUR	3	3	11	27.3
6	BRA	3	2	11	18.2
7	COL	3	1	10	10.0
7	MEX	3	1	10	10.0

5m SHOTS

Rank	Team	Games Played	Goals	Shots	%
1	PUR	3	4	12	33.3
2	BRA	3	3	8	37.5
3	USA	3	2	2	100.0
4	ARG	3	1	11	9.1
4	CAN	3	1	2	50.0
4	MEX	3	1	4	25.0
7	COL	3		9	0.0
7	CUB	3		2	0.0

Team Statistics

Estadísticas del equipo / Estatística das Equipes

Teams ranked by goals scored

Final Round

GOALS and SHOTS

Rank	Team	Games Played	Goals	Shots	%
1	USA	2	24	59	40.7
2	COL	2	20	62	32.3
3	MEX	2	18	49	36.7
4	ARG	2	16	59	27.1
5	CAN	2	15	53	28.3
6	PUR	2	14	54	25.9
7	BRA	2	12	54	22.2
8	CUB	2	9	53	17.0

EXTRA PLAYER SHOTS

Rank	Team	Games Played	Goals	Shots	%
1	ARG	2	7	19	36.8
1	USA	2	7	16	43.8
3	CAN	2	6	14	42.9
3	MEX	2	6	14	42.9
5	COL	2	5	10	50.0
5	PUR	2	5	8	62.5
7	CUB	2	4	14	28.6
8	BRA	2	2	8	25.0

PENALTY SHOTS

Rank	Team	Games Played	Goals	Shots	%
1	MEX	2	2	2	100.0
2	ARG	2	1	2	50.0
2	BRA	2	1	1	100.0
2	USA	2	1	1	100.0
5	CAN	2			
5	COL	2			
5	CUB	2			
5	PUR	2			

ACTION SHOTS

Rank	Team	Games Played	Goals	Shots	%
1	COL	2	10	31	32.3
2	USA	2	7	26	26.9
3	BRA	2	6	30	20.0
3	CAN	2	6	26	23.1
5	MEX	2	5	19	26.3
5	PUR	2	5	30	16.7
7	CUB	2	4	32	12.5
8	ARG	2	2	24	8.3

CENTRE SHOTS

Rank	Team	Games Played	Goals	Shots	%
1	COL	2	5	14	35.7
2	PUR	2	4	12	33.3
3	ARG	2	2	7	28.6
3	USA	2	2	6	33.3
5	BRA	2	1	1	100.0
5	CAN	2	1	7	14.3
5	CUB	2	1	4	25.0
5	MEX	2	1	4	25.0

5m SHOTS

Rank	Team	Games Played	Goals	Shots	%
1	USA	2	5	6	83.3
2	MEX	2	2	8	25.0
3	ARG	2	1	4	25.0
3	BRA	2	1	13	7.7
5	CAN	2		2	0.0
5	COL	2		7	0.0
5	CUB	2		1	0.0
5	PUR	2		4	0.0

Team Statistics

Estadísticas del equipo / Estatística das Equipes

Teams ranked by goals scored

Overall (Preliminary + Final Round)

GOALS and SHOTS

Rank	Team	Games Played	Goals	Shots	%
1	USA	5	75	145	51.7
2	CAN	5	61	145	42.1
3	CUB	5	49	153	32.0
4	BRA	5	47	151	31.1
5	ARG	5	37	144	25.7
6	COL	5	35	139	25.2
6	MEX	5	35	127	27.6
8	PUR	5	24	125	19.2

EXTRA PLAYER SHOTS

Rank	Team	Games Played	Goals	Shots	%
1	CAN	5	25	41	61.0
2	USA	5	24	39	61.5
3	ARG	5	20	52	38.5
4	CUB	5	18	33	54.5
5	BRA	5	16	30	53.3
6	MEX	5	14	31	45.2
7	COL	5	11	28	39.3
8	PUR	5	8	17	47.1

PENALTY SHOTS

Rank	Team	Games Played	Goals	Shots	%
1	BRA	5	2	2	100.0
1	CAN	5	2	2	100.0
1	CUB	5	2	2	100.0
1	MEX	5	2	3	66.7
5	ARG	5	1	2	50.0
5	COL	5	1	1	100.0
5	USA	5	1	2	50.0
8	PUR	5		2	0.0

ACTION SHOTS

Rank	Team	Games Played	Goals	Shots	%
1	CAN	5	20	65	30.8
2	CUB	5	19	85	22.4
2	USA	5	19	59	32.2
4	BRA	5	18	79	22.8
5	COL	5	17	69	24.6
6	MEX	5	10	62	16.1
7	PUR	5	5	65	7.7
8	ARG	5	4	52	7.7

CENTRE SHOTS

Rank	Team	Games Played	Goals	Shots	%
1	CUB	5	8	20	40.0
2	PUR	5	7	23	30.4
3	COL	5	6	24	25.0
3	USA	5	6	16	37.5
5	ARG	5	5	18	27.8
6	CAN	5	4	16	25.0
7	BRA	5	3	12	25.0
8	MEX	5	2	14	14.3

5m SHOTS

Rank	Team	Games Played	Goals	Shots	%
1	USA	5	7	8	87.5
2	BRA	5	4	21	19.0
2	PUR	5	4	16	25.0
4	MEX	5	3	12	25.0
5	ARG	5	2	15	13.3
6	CAN	5	1	4	25.0
7	COL	5		16	0.0
7	CUB	5		3	0.0

Goalkeeper Statistics

Estadísticas de porteros / Estatísticas do Goleiro

GoalKeepers sorted by NOC

Preliminary Round

Team	Name	Cap No.	Games Played In	MIN	Shots on Goal			Penalty Shots on goal			Counter Attack Assists	Steals
					Saves	Shots	%	Saves	Shots	%		
ARG	MAZZINI Hernan	1	3	81	23	53	43.4		1	0.0		4
ARG	TESTA Franco	13	1	14	3	14	21.4					
BRA	CORDEIRO Andre	1	3	72	11	30	36.7	1	1	100.0		3
BRA	SANTOS Luis	13	2	24	6	11	54.5					1
CAN	RANDALL Robin	1	2	48	10	24	41.7		1	0.0		5
CAN	YOUNGBLUD Nic	13	2	48	8	15	53.3					1
COL	BUITRAGO SANTOS Elkin	1	3	96	28	61	45.9		2	0.0		1
CUB	LARA Gianni	1	3	61	27	46	58.7		1	0.0		
CUB	OMS SALINAS Emilio	13	2	34	5	13	38.5					1
MEX	MONTIEL GUTIERREZ Omar	1	3	95	29	62	46.8	2	3	66.7		3
PUR	FRADERA Juan	13	2	16	5	13	38.5	1	1	100.0		
PUR	HUNTLEY Richard	1	3	80	22	58	37.9					2
USA	KERR Genai	13	2	48	13	21	61.9					
USA	MOSES Merrill	1	2	48	20	24	83.3					2

Final Round

Team	Name	Cap No.	Games Played In	MIN	Shots on Goal			Penalty Shots on goal			Counter Attack Assists	Steals
					Saves	Shots	%	Saves	Shots	%		
ARG	MAZZINI Hernan	1	2	64	16	34	47.1		1	0.0		6
BRA	CORDEIRO Andre	1	2	56	17	32	53.1					1
CAN	RANDALL Robin	1	2	64	21	36	58.3		1	0.0		2
COL	BUITRAGO SANTOS Elkin	1	2	70	18	34	52.9	1	2	50.0		2
CUB	LARA Gianni	1	2	58	18	41	43.9		1	0.0		5
CUB	OMS SALINAS Emilio	13	2	5		1	0.0					
MEX	MONTIEL GUTIERREZ Omar	1	2	40	16	28	57.1					1
MEX	ORTEGA Orlando Antonio	13	1	24	14	16	87.5					
PUR	FRADERA Juan	13	1	8	2	2	100.0					2
PUR	HUNTLEY Richard	1	2	62	18	38	47.4		1	0.0		2
USA	KERR Genai	13	2	16	9	12	75.0					1
USA	MOSES Merrill	1	2	40	10	13	76.9					3

Overall (Preliminary + Final Round)

Team	Name	Cap No.	Games Played In	MIN	Shots on Goal			Penalty Shots on goal			Counter Attack Assists	Steals
					Saves	Shots	%	Saves	Shots	%		
ARG	MAZZINI Hernan	1	5	145	39	87	44.8		2	0.0		10
ARG	TESTA Franco	13	1	14	3	14	21.4					
BRA	CORDEIRO Andre	1	5	128	28	62	45.2	1	1	100.0		4
BRA	SANTOS Luis	13	2	24	6	11	54.5					1
CAN	RANDALL Robin	1	4	112	31	60	51.7		2	0.0		7
CAN	YOUNGBLUD Nic	13	2	48	8	15	53.3					1
COL	BUITRAGO SANTOS Elkin	1	5	166	46	95	48.4	1	4	25.0		3
CUB	LARA Gianni	1	5	120	45	87	51.7		2	0.0		5
CUB	OMS SALINAS Emilio	13	4	39	5	14	35.7					1
MEX	MONTIEL GUTIERREZ Omar	1	5	135	45	90	50.0	2	3	66.7		4
MEX	ORTEGA Orlando Antonio	13	1	24	14	16	87.5					
PUR	FRADERA Juan	13	3	24	7	15	46.7	1	1	100.0		2
PUR	HUNTLEY Richard	1	5	142	40	96	41.7		1	0.0		4
USA	KERR Genai	13	4	64	22	33	66.7					1
USA	MOSES Merrill	1	4	88	30	37	81.1					5

Individual Statistics

Estadística Individual / Estatísticas Individuais

Players ranked by goals scored / sprints won

Preliminary Round

EXTRA PLAYER SHOTS

Rk	Cap No.	Name	Team	GP	Goals	Shots	%
1	3	CISNERO Ernesto Antonio	CUB	3	6	8	75.0
2	9	CARABANTES Ivan Martin	ARG	3	4	7	57.1
2	12	MILLER Nathaniel	CAN	3	4	5	80.0
2	7	MONTANE Juan Pablo	ARG	3	4	6	66.7

More players tied with the same rank than can fit in the list

PENALTY SHOTS

Rk	Cap No.	Name	Team	GP	Goals	Shots	%
1	3	CISNERO Ernesto Antonio	CUB	3	2	2	100.0
2	10	FRANCO Felipe	BRA	3	1	1	100.0
2	10	GIRALDO MENDEZ Juan F.	COL	3	1	1	100.0
2	5	GRAHAM Kevin	CAN	3	1	1	100.0
2	6	MARKS Thomas	CAN	3	1	1	100.0

ACTION SHOTS

Rk	Cap No.	Name	Team	GP	Goals	Shots	%
1	3	CISNERO Ernesto Antonio	CUB	3	7	12	58.3
2	10	FRANCO Felipe	BRA	3	5	13	38.5
3	5	GRAHAM Kevin	CAN	3	4	12	33.3
4	12	GONZALEZ Yarbul Felipe	CUB	3	3	8	37.5
4	11	SAYEGH Jean	CAN	3	3	7	42.9
4	6	SEABRA Roberto	BRA	3	3	9	33.3

More players tied with the same rank than can fit in the list

CENTRE SHOTS

Rk	Cap No.	Name	Team	GP	Goals	Shots	%
1	7	GONZALEZ ALONSO Ives	CUB	3	3	3	100.0
1	10	MARRERO Rigel Jimenez	CUB	3	3	8	37.5
3	9	BAILEY Ryan	USA	3	2	4	50.0
3	2	COMAS Yahreh	PUR	3	2	5	40.0
3	12	MILLER Nathaniel	CAN	3	2	5	40.0

More players tied with the same rank than can fit in the list

5m SHOTS

Rk	Cap No.	Name	Team	GP	Goals	Shots	%
1	12	ROSA Gilberto	PUR	3	2	4	50.0
1	6	SEABRA Roberto	BRA	3	2	3	66.7
3	8	AZEVEDO Tony	USA	2	1	1	100.0
3	6	BETANCOURT Alexis	PUR	3	1	1	100.0
3	9	CARABANTES Ivan Martin	ARG	3	1	4	25.0
3	10	FRANCO Felipe	BRA	3	1	2	50.0
3	6	LOPEZ CHAVEZ Jorge Antonio	MEX	3	1	1	100.0
3	12	MANN John	USA	3	1	1	100.0
3	12	MILLER Nathaniel	CAN	3	1	1	100.0
3	8	MUJICA John Paul	PUR	3	1	1	100.0

LEADING SPRINTERS

Rk	Cap No.	Name	Team	GP	Won	Sprints	%
1	10	GIL Ramiro	ARG	3	9	12	75.0
1	5	GRAHAM Kevin	CAN	3	9	12	75.0
1	9	SEEGERER Erik	BRA	3	9	12	75.0
4	2	VARELLAS Peter	USA	3	7	9	77.8
5	7	ALVAREZ BASILIO Oliver	MEX	3	5	7	71.4
6	12	GONZALEZ Yarbul Felipe	CUB	3	4	8	50.0
7	10	HOPKINS Thomas	USA	3	2	2	100.0
8	6	BETANCOURT Alexis	PUR	3	1	6	16.7
8	9	GONZALEZ ALONSO Iosse	CUB	3	1	3	33.3
8	11	GUARNIZO RIVERA German	COL	3	1	1	100.0

Legend:

Rk Rank GP Games Played

Individual Statistics

Estadística Individual / Estatísticas Individuais

Players ranked by goals scored / sprints won

Final Round

EXTRA PLAYER SHOTS

Rk	Cap No.	Name	Team	GP	Goals	Shots	%
1	11	MARONI Andres	ARG	2	3	5	60.0
2	8	AZEVEDO Tony	USA	2	2	4	50.0
2	9	CARABANTES Ivan Martin	ARG	2	2	4	50.0
2	10	GIRALDO MENDEZ Juan F.	COL	2	2	3	66.7
2	10	HOPKINS Thomas	USA	2	2	4	50.0
2	7	JUNG Brandon	CAN	2	2	2	100.0
2	6	LOPEZ CHAVEZ Jorge Antonio	MEX	2	2	3	66.7
2	12	ROSA Gilberto	PUR	2	2	3	66.7
2	4	SCHMIDT Rainer	MEX	2	2	3	66.7

More players tied with the same rank than can fit in the list

PENALTY SHOTS

Rk	Cap No.	Name	Team	GP	Goals	Shots	%
1	7	ALVAREZ BASILIO Oliver	MEX	2	1	1	100.0
1	9	BAILEY Ryan	USA	2	1	1	100.0
1	9	CARABANTES Ivan Martin	ARG	2	1	1	100.0
1	10	FRANCO Felipe	BRA	2	1	1	100.0
1	8	SCHMIDT OROPEZA Richard	MEX	2	1	1	100.0

ACTION SHOTS

Rk	Cap No.	Name	Team	GP	Goals	Shots	%
1	12	ROSA Gilberto	PUR	2	4	8	50.0
2	9	MONTOYA TORO Jorge	COL	2	3	5	60.0
3	7	ALVAREZ BASILIO Oliver	MEX	2	2	3	66.7
3	3	CISNERO Ernesto Antonio	CUB	2	2	6	33.3
3	9	FELTHAM Aaron	CAN	2	2	7	28.6
3	5	GRAHAM Kevin	CAN	2	2	4	50.0
3	13	REINA GONZALEZ Guillermo	COL	2	2	4	50.0
3	9	SEEGERER Erik	BRA	2	2	3	66.7

More players tied with the same rank than can fit in the list

CENTRE SHOTS

Rk	Cap No.	Name	Team	GP	Goals	Shots	%
1	2	COMAS Yahreh	PUR	2	4	9	44.4
2	9	MONTOYA TORO Jorge	COL	2	2	5	40.0

More players tied with the same rank than can fit in the list

5m SHOTS

Rk	Cap No.	Name	Team	GP	Goals	Shots	%
1	8	AZEVEDO Tony	USA	2	2	2	100.0
1	4	POWERS Jeff	USA	2	2	2	100.0
3	8	ECHENIQUE Gonzalo	ARG	2	1	1	100.0
3	11	MAMERI Daniel	BRA	2	1	7	14.3
3	8	SCHMIDT OROPEZA Richard	MEX	2	1	4	25.0
3	4	SCHMIDT Rainer	MEX	2	1	1	100.0
3	11	SMITH Jesse	USA	2	1	1	100.0

More players tied with the same rank than can fit in the list

LEADING SPRINTERS

Rk	Cap No.	Name	Team	GP	Won	Sprints	%
1	9	SEEGERER Erik	BRA	2	6	8	75.0
2	10	GIL Ramiro	ARG	2	3	5	60.0
2	5	GRAHAM Kevin	CAN	2	3	6	50.0
4	7	ALVAREZ BASILIO Oliver	MEX	2	2	3	66.7
4	2	BEJARANO RONCANCIO Nelsor	COL	2	2	3	66.7
4	9	GONZALEZ ALONSO Iosse	CUB	2	2	3	66.7
4	12	GONZALEZ Yarbul Felipe	CUB	2	2	3	66.7
4	11	GUARNIZO RIVERA German	COL	2	2	3	66.7
4	8	LIZARAZO Jairo Andres	COL	2	2	2	100.0
4	7	MONTANE Juan Pablo	ARG	2	2	2	100.0
4	2	VARELLAS Peter	USA	2	2	5	40.0

More players tied with the same rank than can fit in the list

Legend:

Rk Rank GP Games Played

Individual Statistics

Estadística Individual / Estatísticas Individuais

Players ranked by goals scored / sprints won

Overall (Preliminary + Final Round)

EXTRA PLAYER SHOTS

Rk	Cap No.	Name	Team	GP	Goals	Shots	%
1	3	CISNERO Ernesto Antonio	CUB	5	7	10	70.0
2	9	CARABANTES Ivan Martin	ARG	5	6	11	54.5
3	10	HOPKINS Thomas	USA	5	5	7	71.4
3	7	JUNG Brandon	CAN	5	5	6	83.3
3	12	MILLER Nathaniel	CAN	5	5	8	62.5
3	7	MONTANE Juan Pablo	ARG	5	5	9	55.6
7	8	AZEVEDO Tony	USA	4	4	6	66.7
7	9	BAILEY Ryan	USA	5	4	5	80.0
7	10	FRANCO Felipe	BRA	5	4	8	50.0
7	6	MARKS Thomas	CAN	5	4	5	80.0
7	4	MITCHELL Kevin	CAN	5	4	6	66.7
7	12	ROSA Gilberto	PUR	5	4	5	80.0

More players tied with the same rank than can fit in the list

PENALTY SHOTS

Rk	Cap No.	Name	Team	GP	Goals	Shots	%
1	3	CISNERO Ernesto Antonio	CUB	5	2	2	100.0
1	10	FRANCO Felipe	BRA	5	2	2	100.0
3	7	ALVAREZ BASILIO Oliver	MEX	5	1	1	100.0
3	9	BAILEY Ryan	USA	5	1	1	100.0
3	9	CARABANTES Ivan Martin	ARG	5	1	1	100.0
3	10	GIRALDO MENDEZ Juan F.	COL	5	1	1	100.0
3	5	GRAHAM Kevin	CAN	5	1	1	100.0
3	6	MARKS Thomas	CAN	5	1	1	100.0
3	8	SCHMIDT OROPEZA Richard	MEX	5	1	1	100.0

ACTION SHOTS

Rk	Cap No.	Name	Team	GP	Goals	Shots	%
1	3	CISNERO Ernesto Antonio	CUB	5	9	18	50.0
2	10	FRANCO Felipe	BRA	5	6	17	35.3
2	5	GRAHAM Kevin	CAN	5	6	16	37.5
4	12	GONZALEZ Yarbul Felipe	CUB	5	4	17	23.5
4	9	MONTOYA TORO Jorge	COL	5	4	10	40.0
4	12	ROSA Gilberto	PUR	5	4	20	20.0
4	6	SEABRA Roberto	BRA	5	4	13	30.8
4	9	SEEGERER Erik	BRA	5	4	7	57.1

More players tied with the same rank than can fit in the list

CENTRE SHOTS

Rk	Cap No.	Name	Team	GP	Goals	Shots	%
1	2	COMAS Yahreh	PUR	5	6	14	42.9
2	10	MARRERO Rigel Jimenez	CUB	5	4	10	40.0
3	9	BAILEY Ryan	USA	5	3	6	50.0
3	7	GONZALEZ ALONSO Ives	CUB	5	3	5	60.0
3	12	MILLER Nathaniel	CAN	5	3	8	37.5
6	9	MONTOYA TORO Jorge	COL	5	2	7	28.6
6	4	SCHMIDT Rainer	MEX	5	2	8	25.0
6	3	SCURSONI Fernando	ARG	5	2	2	100.0
6	4	SOTO ROLDAN Jorge	COL	5	2	5	40.0

More players tied with the same rank than can fit in the list

5m SHOTS

Rk	Cap No.	Name	Team	GP	Goals	Shots	%
1	8	AZEVEDO Tony	USA	4	3	3	100.0
2	4	POWERS Jeff	USA	5	2	2	100.0
2	12	ROSA Gilberto	PUR	5	2	6	33.3
2	6	SEABRA Roberto	BRA	5	2	4	50.0

More players tied with the same rank than can fit in the list

LEADING SPRINTERS

Rk	Cap No.	Name	Team	GP	Won	Sprints	%
1	9	SEEGERER Erik	BRA	5	15	20	75.0
2	10	GIL Ramiro	ARG	5	12	17	70.6
2	5	GRAHAM Kevin	CAN	5	12	18	66.7
4	2	VARELLAS Peter	USA	5	9	14	64.3
5	7	ALVAREZ BASILIO Oliver	MEX	5	7	10	70.0
6	12	GONZALEZ Yarbul Felipe	CUB	5	6	11	54.5
7	9	GONZALEZ ALONSO Iosse	CUB	5	3	6	50.0
7	11	GUARNIZO RIVERA German	COL	5	3	4	75.0
7	10	HOPKINS Thomas	USA	5	3	4	75.0

More players tied with the same rank than can fit in the list

Legend:

Rk Rank GP Games Played



Individual Statistics - Leading Scores

Estadísticas individuales - goleadores / Estatísticas Individuais - Pontos Marcados Mais Importantes

Players ranked by goals scored

Rank	Cap No.	Name	Team	Games Played	Preliminary Round	Final Round	Overall	
					Goals/Shots	Goals/Shots	Goals/Shots	%
1	3	CISNERO Ernesto Antonio	CUB	5	15/23	3/8	18/31	58.1
2	8	AZEVEDO Tony	USA	4	10/12	5/10	15/22	68.2
2	10	FRANCO Felipe	BRA	5	11/21	4/12	15/33	45.5
4	5	GRAHAM Kevin	CAN	5	10/23	4/8	14/31	45.2
5	12	MILLER Nathaniel	CAN	5	8/14	3/10	11/24	45.8
6	9	BAILEY Ryan	USA	5	6/9	4/7	10/16	62.5
6	9	CARABANTES Ivan Martin	ARG	5	6/23	4/12	10/35	28.6
6	12	ROSA Gilberto	PUR	5	4/21	6/14	10/35	28.6
9	10	HOPKINS Thomas	USA	5	7/8	2/7	9/15	60.0
9	9	MONTOYA TORO Jorge	COL	5	4/12	5/13	9/25	36.0
9	6	SEABRA Roberto	BRA	5	8/17	1/6	9/23	39.1
12	11	SMITH Jesse	USA	5	6/12	2/10	8/22	36.4
13	7	JUNG Brandon	CAN	5	4/6	3/5	7/11	63.6
13	10	MARRERO Rigel Jimenez	CUB	5	5/21	2/8	7/29	24.1
13	4	MITCHELL Kevin	CAN	5	6/11	1/4	7/15	46.7
13	7	MONTANE Juan Pablo	ARG	5	5/11	2/7	7/18	38.9
13	4	POWERS Jeff	USA	5	3/8	4/9	7/17	41.2

More players tied with the same rank than can fit in the list

Cumulative Statistics

Estadísticas acumulativas / Estadísticas Cumulativas

ARG - ARG After 5 Matches

Preliminary Round

Cap No.	Name	GP	MIN	Goals/Shots								AS	TF	ST	BL	SP	Personal Fouls							
				Total	%	A	C	X	5M	PS	CA						20C	20F	PF	EX				
1	MAZZINI Hernan	3	81	0/1	0.0	0/1																		
2	GIUSTO ZIMMARDO Diego	3	37	1/5	20.0	0/1		1/4																
3	SCURSONI Fernando	3	46	1/3	33.3	0/1	1/1	0/1																
5	LOPEZ Emanuel	3	67	0/3	0.0	0/1	0/1	0/1																
6	TESTA Bruno	3	43	5/9	55.6	1/2	1/3	3/4																
7	MONTANE Juan Pablo	3	67	5/11	45.5	0/4		4/6																
8	ECHENIQUE Gonzalo	3	58	0/5	0.0	0/2		0/1	0/2															
9	CARABANTES Ivan Martin	3	80	6/23	26.1	1/10	0/2	4/7	1/4															
10	GIL Ramiro	3	63	1/9	11.1	0/1	1/4	0/4																
11	MARONI Andres	3	51	2/10	20.0	0/4	1/3	0/2																
12	BENAGLIA Juan Manuel	3	56	0/6	0.0	0/2		0/3	0/1															
13	TESTA Franco	1	14																					
Totals				21/85	24.7	2/28	3/11	13/33	1/11															
Against				41/97	42.3	18/54	2/8	16/24	0/2	1/1	4/8													
Goalkeepers				Saves/Shots								Time Out				6								
Totals				23/53	43.4	12/27	4/6	3/14	1/1	0/1	3/4	Exclusions With				1								
1 MAZZINI Hernan				3/14	21.4	2/5		1/6		0/3	Exclusions Without				0									
13 TESTA Franco				26/67	38.8	14/32	4/6	4/20	1/1	0/1	3/7	Extra Player Goals				13								
Totals												Extra Player				33								

Team Shots	Goals	Saves	Missed	Post	Blocked	Total	%
Action	2	12	9	1	4	28	7.1
Centre	3	5	2		1	11	7.1
Extra Player	13	5	7	3	5	33	39.4
5m	1	3	2	3	2	11	9.1
Penalty							
Counter Attack	2					2	100.0
Total	21	25	20	7	12	85	24.7

Final Round

Cap No.	Name	GP	MIN	Goals/Shots								AS	TF	ST	BL	SP	Personal Fouls								
				Total	%	A	C	X	5M	PS	CA						20C	20F	PF	EX					
1	MAZZINI Hernan	2	64	0/1	0.0	0/1																			
2	GIUSTO ZIMMARDO Diego	2	27	1/1	100.0	1/1																			
3	SCURSONI Fernando	2	22	1/1	100.0		1/1																		
5	LOPEZ Emanuel	2	41	1/3	33.3	0/1	0/1	1/1																	
6	TESTA Bruno	2	37	0/3	0.0		0/2	0/1																	
7	MONTANE Juan Pablo	2	48	2/7	28.6	1/4		1/3																	
8	ECHENIQUE Gonzalo	2	34	3/9	33.3	0/4		0/2	1/1																
9	CARABANTES Ivan Martin	2	55	4/12	33.3	0/6	1/1	2/4																	
10	GIL Ramiro	2	45	0/8	0.0	0/1		0/3	0/3	0/1															
11	MARONI Andres	2	35	4/11	36.4	0/3	0/2	3/5																	
12	BENAGLIA Juan Manuel	2	36	0/3	0.0	0/3																			
13	TESTA Franco																								
Totals				16/59	27.1	2/24	2/7	7/19	1/4	1/2	3/3														
Against				18/48	37.5	5/18	3/8	7/14	2/7	1/1															
Goalkeepers				Saves/Shots								Time Out				4									
Totals				16/34	47.1	4/9	4/7	4/11	4/6	0/1		Exclusions With				0									
1 MAZZINI Hernan				16/34	47.1	4/9	4/7	4/11	4/6	0/1	Exclusions Without				0										
Totals												Extra Player Goals				7									
Totals												Extra Player				24									

Team Shots	Goals	Saves	Missed	Post	Blocked	Total	%
Action	2	15	2	1	4	24	8.3
Centre	2	5				7	8.3
Extra Player	7	5		4	3	19	36.8
5m	1		1	1	1	4	25.0
Penalty	1	1				2	50.0
Counter Attack	3					3	100.0
Total	16	26	3	6	8	59	27.1

Legend:

GP	Games Played	MIN	Minutes Played	A	Action shot	C	Centre shot
X	Extra player shot	5m	5 metre shot	PS	Penalty shot	CA	Counter attack
AS	Assist	TF	Turnover foul	ST	Steals	BL	Blocked shot
SP	Sprint (won/sprints)	PF	Penalty	EX	Exclusion		
20C	20 seconds exclusion in the centre forward position			20F	20 seconds exclusion in the field		

Cumulative Statistics

Estadísticas cumulativas / Estadísticas Cumulativas

ARG - ARG

After 5 Matches

Overall (Preliminary + Final Round)

Cap No.	Name	GP	MIN	Goals/Shots							AS	TF	ST	BL	SP	Personal Fouls										
				Total	%	A	C	X	5M	PS						CA	20C	20F	PF	EX						
1	MAZZINI Hernan	5	145	0/2	0.0	0/2											10									
2	GIUSTO ZIMMARDO Diego	5	65	2/6	33.3	1/2		1/4									4	2			7	1				
3	SCURSONI Fernando	5	68	2/4	50.0	0/1	2/2	0/1									7	1			1	2				
5	LOPEZ Emanuel	5	109	1/6	16.7	0/2	0/2	1/2									1	4	1		6	1				
6	TESTA Bruno	5	81	5/12	41.7	1/2	1/5	3/5									3	1			1	1				
7	MONTANE Juan Pablo	5	116	7/18	38.9	1/8		5/9									1	2	5	2/2	3	3				
8	ECHENIQUE Gonzalo	5	92	3/14	21.4	0/6		0/3	1/3									3	2		1	1	1			
9	CARABANTES Ivan Martin	5	136	10/35	28.6	1/16	1/3	6/11	1/4	1/1							2	1	4	3	0/1	2	2			
10	GIL Ramiro	5	108	1/17	5.9	0/1	0/1	1/7	0/7	0/1							5	3	4	12/17	2	3	1			
11	MARONI Andres	5	86	6/21	28.6	0/7	1/5	3/7									3	2	1		1	2				
12	BENAGLIA Juan Manuel	5	93	0/9	0.0	0/5		0/3	0/1								1	4		1		1	3			
13	TESTA Franco	1	14																							
Totals				37/144	25.7	4/52	5/18	20/52	2/15	1/2	5/5							4	26	36	15	14/20	25	18	2	1
Against				59/145	40.7	23/72	5/16	23/38	2/9	2/2	4/8							12	18	31	20	6/20	30	27	2	2
Cap No.	Goalkeepers	Saves/Shots							Time Out																	
		Total	%	A	C	X	5M	PS	CA	Exclusions With	Exclusions Without															
1	MAZZINI Hernan	39/87	44.8	16/36	8/13	7/25	5/7	0/2	3/4		10															
13	TESTA Franco	3/14	21.4	2/5		1/6			0/3		1															
Totals		42/101	41.6	18/41	8/13	8/31	5/7	0/2	3/7		11															

Time Out	10
Exclusions With	1
Exclusions Without	0
Extra Player Goals	20
Extra Player	57

Team Shots	Goals	Saves	Missed	Post	Blocked	Total	%
Action	4	27	11	2	8	52	7.7
Centre	5	10	2		1	18	7.7
Extra Player	20	10	7	7	8	52	38.5
5m	2	3	3	4	3	15	13.3
Penalty	1	1				2	50.0
Counter Attack	5					5	100.0
Total	37	51	23	13	20	144	25.7

Legend:

GP	Games Played	MIN	Minutes Played	A	Action shot	C	Centre shot
X	Extra player shot	5m	5 metre shot	PS	Penalty shot	CA	Counter attack
AS	Assist	TF	Turnover foul	ST	Steals	BL	Blocked shot
SP	Sprint (won/sprints)	PF	Penalty	EX	Exclusion		
20C	20 seconds exclusion in the centre forward position			20F	20 seconds exclusion in the field		

Cumulative Statistics

Estadísticas acumulativas / Estadísticas Cumulativas

BRA - BRA After 5 Matches

Preliminary Round

Cap No.	Name	GP	MIN	Goals/Shots								AS	TF	ST	BL	SP	Personal Fouls										
				Total	%	A	C	X	5M	PS	CA						20C	20F	PF	EX							
1	CORDEIRO Andre	3	72	0/1	0.0	0/1																					
2	HENRIQUES Vicente	3	81	4/15	26.7	1/8		2/4	0/1		1/2			1	7	2				2							
3	ROCHA Gabriel	3	43	1/7	14.3	0/2	1/5							5						3							
4	VITA Lucas	3	40	2/2	100.0	1/1		1/1					2	1	2					1							
5	RAPOSO Andre	1	26	0/4	0.0	0/1	0/1	0/2												1							
6	SEABRA Roberto	3	62	8/17	47.1	3/9		3/5	2/3			2								2	1						
7	SANTOS Rodrigo	3	50	4/8	50.0	0/4	1/1	3/3							1						1						
8	MACHADO Leandro	3	46	0/2	0.0	0/1	0/1							1		2					5	1					
9	SEGERER Erik	3	65	3/6	50.0	2/4					1/2				2		9/12					2	1				
10	FRANCO Felipe	3	59	11/21	52.4	5/13		3/4	1/2	1/1	1/1	1		4	2							2	2				
11	MAMERI Daniel	3	53	2/10	20.0	0/5		2/3	0/2			1		3	2								2	1			
12	NOLASCO Bruno	3	39	0/4	0.0		0/3							1	2	1								2	1		
13	SANTOS Luis	2	24												1												
Totals				35/97	36.1	12/49	2/11	14/22	3/8	1/1	3/6		6	9	25	9	9/12						18	10	1	1	
Against				24/64	37.5	4/22	2/7	13/23	2/8	0/1	3/3		6	11	12	8	3/12						11	15	1		
Cap No.	Goalkeepers	GP	MIN	Saves/Shots								AS	TF	ST	BL	SP	Personal Fouls										
				Total	%	A	C	X	5M	PS	CA						20C	20F	PF	EX							
1	CORDEIRO Andre			11/30	36.7	6/9	2/3	0/12	2/3	1/1	0/2															4	
13	SANTOS Luis			6/11	54.5	2/3	1/2	1/2	2/3	0/1	0/1															1	
Totals				17/41	41.5	8/12	3/5	1/14	4/6	1/1	0/3																5

Time Out	4
Exclusions With	1
Exclusions Without	0
Extra Player Goals	14
Extra Player	26

Team Shots	Goals	Saves	Missed	Post	Blocked	Total	%
Action	12	15	8	8	6	49	24.5
Centre	2	7	1	1	1	11	24.5
Extra Player	14	3	2	2	1	22	63.6
5m	3	3	1	1		8	37.5
Penalty	1					1	100.0
Counter Attack	3	2		1		6	50.0
Total	35	30	11	13	8	97	36.1

Final Round

Cap No.	Name	GP	MIN	Goals/Shots								AS	TF	ST	BL	SP	Personal Fouls										
				Total	%	A	C	X	5M	PS	CA						20C	20F	PF	EX							
1	CORDEIRO Andre	2	56																								
2	HENRIQUES Vicente	2	59	1/9	11.1	1/7			0/2																	2	
3	ROCHA Gabriel	2	24	0/2	0.0	0/1		0/1						3											1		
4	VITA Lucas	2	29	0/2	0.0	0/2																			1		
5	RAPOSO Andre																										
6	SEABRA Roberto	2	29	1/6	16.7	1/4		0/1	0/1						1	1									2		
7	SANTOS Rodrigo	2	34	0/5	0.0	0/5									3										1		
8	MACHADO Leandro	2	44	0/3	0.0	0/2			0/1			1			3										3	1	
9	SEGERER Erik	2	45	2/3	66.7	2/3									1	3	6/8								2		
10	FRANCO Felipe	2	40	4/12	33.3	1/4		1/4	0/2	1/1	1/1			3	2										2	1	
11	MAMERI Daniel	2	38	3/11	27.3	1/2		1/2	1/7						1	3											
12	NOLASCO Bruno	2	18	1/1	100.0		1/1																			1	
13	SANTOS Luis																										
Totals				12/54	22.2	6/30	1/1	2/8	1/13	1/1	1/1		1	3	14	12	6/8										1
Against				15/56	26.8	6/30	1/6	5/15	2/2		1/3				3	10	4	2/8									1
Cap No.	Goalkeepers	GP	MIN	Saves/Shots								AS	TF	ST	BL	SP	Personal Fouls										
				Total	%	A	C	X	5M	PS	CA						20C	20F	PF	EX							
1	CORDEIRO Andre			17/32	53.1	11/17	1/2	4/9	0/2	1/2																3	
Totals				17/32	53.1	11/17	1/2	4/9	0/2	1/2																	3

Time Out	3
Exclusions With	1
Exclusions Without	0
Extra Player Goals	2
Extra Player	9

Team Shots	Goals	Saves	Missed	Post	Blocked	Total	%
Action	6	13	4	5	2	30	20.0
Centre	1					1	20.0
Extra Player	2		3	2	1	8	25.0
5m	1	7	3	1	1	13	7.7
Penalty	1					1	100.0
Counter Attack	1					1	100.0
Total	12	20	10	8	4	54	22.2

Legend:

GP	Games Played	MIN	Minutes Played	A	Action shot	C	Centre shot
X	Extra player shot	5m	5 metre shot	PS	Penalty shot	CA	Counter attack
AS	Assist	TF	Turnover foul	ST	Steals	BL	Blocked shot
SP	Sprint (won/sprints)	PF	Penalty	EX	Exclusion		
20C	20 seconds exclusion in the centre forward position			20F	20 seconds exclusion in the field		

Cumulative Statistics

Estadísticas acumulativas / Estadísticas Cumulativas

BRA - BRA After 5 Matches

Overall (Preliminary + Final Round)

Cap No.	Name	GP	MIN	Goals/Shots							AS	TF	ST	BL	SP	Personal Fouls						
				Total	%	A	C	X	5M	PS						CA	20C	20F	PF	EX		
1	CORDEIRO Andre	5	128	0/1	0.0	0/1																
2	HENRIQUES Vicente	5	140	5/24	20.8	2/15		2/4	0/3		1/2		1	11	2				4			
3	ROCHA Gabriel	5	67	1/9	11.1	0/3	1/5	0/1					8						4			
4	VITA Lucas	5	69	2/4	50.0	1/3		1/1				2	1	2				1	1			
5	RAPOSO Andre	1	26	0/4	0.0	0/1	0/1	0/2										1				
6	SEABRA Roberto	5	91	9/23	39.1	4/13		3/6	2/4			2		1	1			4	1			
7	SANTOS Rodrigo	5	84	4/13	30.8	0/9	1/1	3/3						4				2				
8	MACHADO Leandro	5	91	0/5	0.0	0/3	0/1		0/1			1	1		5			8	2			
9	SEGERER Erik	5	111	5/9	55.6	4/7					1/2			3	3	15/20		4	1			
10	FRANCO Felipe	5	100	15/33	45.5	6/17		4/8	1/4	2/2	2/2	1		7	4			4	3			
11	MAMERI Daniel	5	91	5/21	23.8	1/7		3/5	1/9			1		4	5			2	1			
12	NOLASCO Bruno	5	57	1/5	20.0		1/4				0/1			1	2	1			2	2		
13	SANTOS Luis	2	24											1								
Totals				47/151	31.1	18/79	3/12	16/30	4/21	2/2	4/7		7	12	39	21	15/20		30	14	1	2
Against				39/120	32.5	10/52	3/13	18/38	4/10	0/1	4/6		6	14	22	12	5/20		19	16	2	1
Cap No.	Goalkeepers	Saves/Shots							Time Out													
		Total	%	A	C	X	5M	PS	CA													
1	CORDEIRO Andre	28/62	45.2	17/26	3/5	4/21	2/5	1/1	1/4		7											
13	SANTOS Luis	6/11	54.5	2/3	1/2	1/2	2/3		0/1		2											
Totals		34/73	46.6	19/29	4/7	5/23	4/8	1/1	1/5		9											

Time Out	7
Exclusions With	2
Exclusions Without	0
Extra Player Goals	16
Extra Player	35

Team Shots	Goals	Saves	Missed	Post	Blocked	Total	%
Action	18	28	12	13	8	79	22.8
Centre	3	7		1	1	12	22.8
Extra Player	16	3	5	4	2	30	53.3
5m	4	10	4	2	1	21	19.0
Penalty	2					2	100.0
Counter Attack	4	2		1		7	57.1
Total	47	50	21	21	12	151	31.1

Legend:

GP	Games Played	MIN	Minutes Played	A	Action shot	C	Centre shot
X	Extra player shot	5m	5 metre shot	PS	Penalty shot	CA	Counter attack
AS	Assist	TF	Turnover foul	ST	Steals	BL	Blocked shot
SP	Sprint (won/sprints)	PF	Penalty	EX	Exclusion		
20C	20 seconds exclusion in the centre forward position			20F	20 seconds exclusion in the field		

Cumulative Statistics

Estadísticas cumulativas / Estadísticas Cumulativas

CAN - CAN After 5 Matches

Preliminary Round

Cap No.	Name	GP	MIN	Goals/Shots								AS	TF	ST	BL	SP	Personal Fouls				
				Total	%	A	C	X	5M	PS	CA						20C	20F	PF	EX	
1	RANDALL Robin	2	48																		
2	KUDABA Constantine	3	32																		
3	ROBINSON Andrew	2	16																		
4	MITCHELL Kevin	3	58	6/11	54.5	2/4		3/5													
5	GRAHAM Kevin	3	71	10/23	43.5	4/12		2/4			1/1	3/6									
6	MARKS Thomas	3	66	5/10	50.0	1/2	0/2	3/4	0/1	1/1											
7	JUNG Brandon	3	52	4/6	66.7	1/2		3/4													
8	STEIN Dan	3	41	3/5	60.0	0/1	1/2	1/1													
9	FELTHAM Aaron	3	60	4/11	36.4	1/7		2/3													
10	MILLER Noah	3	64	2/4	50.0	1/2															
11	SAYEGH Jean	3	47	4/8	50.0	3/7		1/1													
12	MILLER Nathaniel	3	64	8/14	57.1	1/2	2/5	4/5	1/1												
13	YOUNGBLUD Nic	2	48																		
Totals				46/92	50.0	14/39	3/9	19/27	1/2	2/2	7/13										
Against				21/83	25.3	5/36	4/13	9/22	0/9	1/1	2/2										
Cap No.	Goalkeepers	GP	MIN	Saves/Shots								AS	TF	ST	BL	SP	Personal Fouls				
				Total	%	A	C	X	5M	PS	CA						20C	20F	PF	EX	
1	RANDALL Robin			10/24	41.7	4/9	6/9	0/5		0/1											
13	YOUNGBLUD Nic			8/15	53.3	5/5	0/1	2/6	1/1	0/2											
Totals				18/39	46.2	9/14	6/10	2/11	1/1	0/1	0/2										

Time Out	3
Exclusions With	0
Exclusions Without	0
Extra Player Goals	19
Extra Player	30

Team Shots	Goals	Saves	Missed	Post	Blocked	Total	%
Action	14	15	4	4	2	39	35.9
Centre	3	4	2			9	35.9
Extra Player	19	4	1	2	1	27	70.4
5m	1	1				2	50.0
Penalty	2					2	100.0
Counter Attack	7	3	2	1		13	53.8
Total	46	27	9	7	3	92	50.0

Final Round

Cap No.	Name	GP	MIN	Goals/Shots								AS	TF	ST	BL	SP	Personal Fouls				
				Total	%	A	C	X	5M	PS	CA						20C	20F	PF	EX	
1	RANDALL Robin	2	64	0/1	0.0	0/1															
2	KUDABA Constantine																				
3	ROBINSON Andrew																				
4	MITCHELL Kevin	2	48	1/4	25.0	0/3		1/1													
5	GRAHAM Kevin	2	50	4/8	50.0	2/4		0/1													
6	MARKS Thomas	2	42	1/6	16.7	0/2	0/2	1/1													
7	JUNG Brandon	2	23	3/5	60.0	1/3		2/2													
8	STEIN Dan	2	30	1/3	33.3		0/2	1/1													
9	FELTHAM Aaron	2	48	2/8	25.0	2/7		0/1													
10	MILLER Noah	2	58	0/5	0.0	0/3		0/2													
11	SAYEGH Jean	2	25	0/3	0.0	0/1		0/2													
12	MILLER Nathaniel	2	57	3/10	30.0	1/2	1/3	1/3	0/2												
13	YOUNGBLUD Nic																				
Totals				15/53	28.3	6/26	1/7	6/14	0/2		2/4										
Against				15/58	25.9	9/38	1/2	3/7	1/8	1/1	0/2										
Cap No.	Goalkeepers	GP	MIN	Saves/Shots								AS	TF	ST	BL	SP	Personal Fouls				
				Total	%	A	C	X	5M	PS	CA						20C	20F	PF	EX	
1	RANDALL Robin			21/36	58.3	14/23	1/2	0/3	4/5	0/1	2/2										
Totals				21/36	58.3	14/23	1/2	0/3	4/5	0/1	2/2										

Time Out	3
Exclusions With	0
Exclusions Without	0
Extra Player Goals	6
Extra Player	17

Team Shots	Goals	Saves	Missed	Post	Blocked	Total	%
Action	6	12	3	3	2	26	23.1
Centre	1	2	1	1	2	7	23.1
Extra Player	6	3	2	1	2	14	42.9
5m		1			1	2	0.0
Penalty							
Counter Attack	2	1	1			4	50.0
Total	15	19	7	5	7	53	28.3

Legend:

GP	Games Played	MIN	Minutes Played	A	Action shot	C	Centre shot
X	Extra player shot	5m	5 metre shot	PS	Penalty shot	CA	Counter attack
AS	Assist	TF	Turnover foul	ST	Steals	BL	Blocked shot
SP	Sprint (won/sprints)	PF	Penalty	EX	Exclusion		
20C	20 seconds exclusion in the centre forward position			20F	20 seconds exclusion in the field		

Cumulative Statistics

Estadísticas cumulativas / Estadísticas Cumulativas

CAN - CAN After 5 Matches

Overall (Preliminary + Final Round)

Cap No.	Name	GP	MIN	Goals/Shots							AS	TF	ST	BL	SP	Personal Fouls				
				Total	%	A	C	X	5M	PS						CA	20C	20F	PF	EX
1	RANDALL Robin	4	112	0/1	0.0	0/1														
2	KUDABA Constantine	3	32									2	1	1					2	
3	ROBINSON Andrew	2	16										1						1	
4	MITCHELL Kevin	5	107	7/15	46.7	2/7		4/6					2	2					2	
5	GRAHAM Kevin	5	122	14/31	45.2	6/16		2/5		1/1	5/9		1	6	3	12/18			1 1	
6	MARKS Thomas	5	109	6/16	37.5	1/4	0/4	4/5	0/1	1/1	0/1	3	2	2					7 1	
7	JUNG Brandon	5	75	7/11	63.6	2/5		5/6					4	2					1 1	
8	STEIN Dan	5	71	4/8	50.0	0/1	1/4	2/2			1/1		3	2						
9	FELTHAM Aaron	5	108	6/19	31.6	3/14		2/4			1/1	2	3	1	4				2 2	
10	MILLER Noah	5	122	2/9	22.2	1/5		0/2			1/2	3	1	4	2	0/2			2 2	
11	SAYEGH Jean	5	73	4/11	36.4	3/8		1/3					2	2					1 4	
12	MILLER Nathaniel	5	121	11/24	45.8	2/4	3/8	5/8	1/3		0/1	1	3	5	2				3 1	
13	YOUNGBLUD Nic	2	48											1						
Totals				61/145	42.1	20/65	4/16	25/41	1/4	2/2	9/17	9	13	36	22	12/20				16 16 2
Against				36/141	25.5	14/74	5/15	12/29	1/17	2/2	2/4	8	11	37	10	8/20				33 14 2 2
Cap No.	Goalkeepers	Saves/Shots							Time Out											
		Total	%	A	C	X	5M	PS	CA											
1	RANDALL Robin	31/60	51.7	18/32	7/11	0/8	4/5	0/2	2/2		6									
13	YOUNGBLUD Nic	8/15	53.3	5/5	0/1	2/6	1/1	0/2	0/2		0									
Totals		39/75	52.0	23/37	7/12	2/14	5/6	0/2	2/4		0									

Time Out	6
Exclusions With	0
Exclusions Without	0
Extra Player Goals	25
Extra Player	47

Team Shots	Goals	Saves	Missed	Post	Blocked	Total	%
Action	20	27	7	7	4	65	30.8
Centre	4	6	3	1	2	16	30.8
Extra Player	25	7	3	3	3	41	61.0
5m	1	2			1	4	25.0
Penalty	2					2	100.0
Counter Attack	9	4	3	1		17	52.9
Total	61	46	16	12	10	145	42.1

Legend:

GP	Games Played	MIN	Minutes Played	A	Action shot	C	Centre shot
X	Extra player shot	5m	5 metre shot	PS	Penalty shot	CA	Counter attack
AS	Assist	TF	Turnover foul	ST	Steals	BL	Blocked shot
SP	Sprint (won/sprints)	PF	Penalty	EX	Exclusion		
20C	20 seconds exclusion in the centre forward position			20F	20 seconds exclusion in the field		

Cumulative Statistics

Estadísticas acumulativas / Estadísticas Cumulativas

COL - COL After 5 Matches

Preliminary Round

Cap No.	Name	GP	MIN	Goals/Shots								AS	TF	ST	BL	SP	Personal Fouls						
				Total	%	A	C	X	5M	PS	CA						20C	20F	PF	EX			
1	BUITRAGO SANTOS Elkin	3	96																				
2	BEJARANO RONCANCIO Nelson	3	67	1/5	20.0	1/5						1		2		0/8			2				
3	CORREA HERNANDEZ Sergio	3	44	0/5	0.0		0/1	0/1	0/2		0/1				1				4	2			
4	SOTO ROLDAN Jorge	3	38	1/5	20.0	0/1	1/2	0/2					6	1						1			
5	ANDRADE LOZANO John	3	44	2/11	18.2	0/7		2/4				2		1					1	1			
6	MONROY HENAO Alex	3	14										1						1				
7	IDARRAGA GAVIRIA Alejandro	3	42	1/14	7.1	1/4	0/3	0/2	0/5				1	1	1				2	2			
8	LIZARAZO Jairo Andres	3	62	1/3	33.3	1/2				0/1				6					4	1			
9	MONTOYA TORO Jorge	3	65	4/12	33.3	1/5	0/2	3/5				1	1	2	1				1	1	1		
10	GIRALDO MENDEZ Juan F.	3	74	3/12	25.0	2/7	0/1	0/2	0/1	1/1				5	1				1	1	1		
11	GUARNIZO RIVERA German	3	36	1/2	50.0	0/1		1/1						1		1/1			1				
12	EHEVERRY ZEA Juan F.	3	56	1/6	16.7	1/4	0/1	0/1					1						1	1			
13	REINA GONZALEZ Guillermo	3	30	0/2	0.0	0/2										0/3							
Totals				15/77	19.5	7/38	1/10	6/18	0/9	1/1	0/1		4	11	20	4	1/12			18	10	2	
Against				33/89	37.1	7/32	3/11	19/29	0/5	2/2	2/10		11	14	27	10	11/12			10	6	1	1
Cap No.	Goalkeepers	Saves/Shots								Time Out													
		Total	%	A	C	X	5M	PS	CA	Exclusions With	Exclusions Without	Extra Player Goals	Extra Player										
1	BUITRAGO SANTOS Elkin	28/61	45.9	10/17	7/10	5/24	2/2	0/2	4/6													4	
Totals		28/61	45.9	10/17	7/10	5/24	2/2	0/2	4/6														16

Team Shots	Goals	Saves	Missed	Post	Blocked	Total	%
Action	7	10	10	6	5	38	18.4
Centre	1	5	2	2		10	18.4
Extra Player	6	5	3	2	2	18	33.3
5m		2	2	2	3	9	0.0
Penalty	1				1	1	100.0
Counter Attack				1		1	0.0
Total	15	22	17	13	10	77	19.5

Final Round

Cap No.	Name	GP	MIN	Goals/Shots								AS	TF	ST	BL	SP	Personal Fouls						
				Total	%	A	C	X	5M	PS	CA						20C	20F	PF	EX			
1	BUITRAGO SANTOS Elkin	2	70											2									
2	BEJARANO RONCANCIO Nelson	2	52	0/5	0.0	0/2		0/2	0/1			1	1	2	1	2/3							
3	CORREA HERNANDEZ Sergio	2	32	0/1	0.0		0/1						1	2					3	1			
4	SOTO ROLDAN Jorge	2	30	3/5	60.0	1/1	1/3	1/1					1						1				
5	ANDRADE LOZANO John	2	35	3/7	42.9	1/4	1/1	1/2						2	1						1		
6	MONROY HENAO Alex	1	3																				
7	IDARRAGA GAVIRIA Alejandro	2	24	2/7	28.6	1/2	1/2		0/3					1	1				1		1		
8	LIZARAZO Jairo Andres	2	47	1/2	50.0	1/2							1	1		2/2			2	2			
9	MONTOYA TORO Jorge	2	47	5/13	38.5	3/5	2/5	0/1	0/2					4					1				
10	GIRALDO MENDEZ Juan F.	2	55	3/11	27.3	1/8		2/3				1	1	4					2	1			
11	GUARNIZO RIVERA German	2	21	0/2	0.0	0/1			0/1						1	2/3			1		1		
12	EHEVERRY ZEA Juan F.	2	36	0/4	0.0	0/2	0/2						1	1					3				
13	REINA GONZALEZ Guillermo	2	34	3/5	60.0	2/4		1/1							2	1/2			2				
Totals				20/62	32.3	10/31	5/14	5/10	0/7				2	6	19	6	7/10			15	5	2	1
Against				16/54	29.6	3/19	5/13	7/15	0/5	1/2			3	11	12	13	3/10			12	4		
Cap No.	Goalkeepers	Saves/Shots								Time Out													
		Total	%	A	C	X	5M	PS	CA	Exclusions With	Exclusions Without	Extra Player Goals	Extra Player										
1	BUITRAGO SANTOS Elkin	18/34	52.9	7/10	7/12	2/9	1/1	1/2														5	
Totals		18/34	52.9	7/10	7/12	2/9	1/1	1/2															16

Team Shots	Goals	Saves	Missed	Post	Blocked	Total	%
Action	10	10	1	3	7	31	32.3
Centre	5	5	2		2	14	32.3
Extra Player	5	1		1	3	10	50.0
5m		4	2		1	7	0.0
Penalty							
Counter Attack							
Total	20	20	5	4	13	62	32.3

Legend:

GP	Games Played	MIN	Minutes Played	A	Action shot	C	Centre shot
X	Extra player shot	5m	5 metre shot	PS	Penalty shot	CA	Counter attack
AS	Assist	TF	Turnover foul	ST	Steals	BL	Blocked shot
SP	Sprint (won/sprints)	PF	Penalty	EX	Exclusion		
20C	20 seconds exclusion in the centre forward position			20F	20 seconds exclusion in the field		

Cumulative Statistics

Estadísticas acumulativas / Estadísticas Cumulativas

COL - COL
After 5 Matches

Overall (Preliminary + Final Round)

Cap No.	Name	GP	MIN	Goals/Shots						AS	TF	ST	BL	SP	Personal Fouls						
				Total	%	A	C	X	5M						PS	CA	20C	20F	PF	EX	
1	BUITRAGO SANTOS Elkin	5	166																		
2	BEJARANO RONCANCIO Nelson	5	119	1/10	10.0	1/7		0/2	0/1				2	1	4	1	2/11	2			
3	CORREA HERNANDEZ Sergio	5	76	0/6	0.0			0/2	0/1	0/2			1	2	1			7	3		
4	SOTO ROLDAN Jorge	5	69	4/10	40.0	1/2	2/5	1/3					7	1				1	1		
5	ANDRADE LOZANO John	5	79	5/18	27.8	1/11	1/1	3/6				2		3	1			1	1	1	
6	MONROY HENAO Alex	4	17										1					1			
7	IDARRAGA GAVIRIA Alejandro	5	67	3/21	14.3	2/6	1/5	0/2	0/8				1	2	2			2	3	1	
8	LIZARAZO Jairo Andres	5	109	2/5	40.0	2/4			0/1				1	7		2/2	6	3			
9	MONTOYA TORO Jorge	5	112	9/25	36.0	4/10	2/7	3/6	0/2				1	1	6	1		2	1	1	
10	GIRALDO MENDEZ Juan F.	5	129	6/23	26.1	3/15	0/1	2/5	0/1	1/1			1	2	9	1		3	2	1	
11	GUARNIZO RIVERA German	5	58	1/4	25.0	0/2		1/1	0/1						1	1	3/4	2		1	
12	ECHEVERRY ZEA Juan F.	5	92	1/10	10.0	1/6	0/3	0/1					2	1				4	1		
13	REINA GONZALEZ Guillermo	5	64	3/7	42.9	2/6		1/1								2	1/5	2			
Totals				35/139	25.2	17/69	6/24	11/28	0/16	1/1	0/1		6	17	39	10	8/22	33	15	4	1
Against				49/143	34.3	10/51	8/24	26/44	0/10	3/4	2/10		14	25	39	23	14/22	22	10	1	1
Cap No.	Goalkeepers	Saves/Shots																			
Total	%	A	C	X	5M	PS	CA														
1	BUITRAGO SANTOS Elkin	46/95	48.4	17/27	14/22	7/33	3/3	1/4	4/6												
Totals		46/95	48.4	17/27	14/22	7/33	3/3	1/4	4/6												

Time Out	9
Exclusions With	1
Exclusions Without	0
Extra Player Goals	11
Extra Player	32

Team Shots	Goals	Saves	Missed	Post	Blocked	Total	%
Action	17	20	11	9	12	69	24.6
Centre	6	10	4	2	2	24	24.6
Extra Player	11	6	3	3	5	28	39.3
5m		6	4	2	4	16	0.0
Penalty	1					1	100.0
Counter Attack				1		1	0.0
Total	35	42	22	17	23	139	25.2

Legend:

GP	Games Played	MIN	Minutes Played	A	Action shot	C	Centre shot
X	Extra player shot	5m	5 metre shot	PS	Penalty shot	CA	Counter attack
AS	Assist	TF	Turnover foul	ST	Steals	BL	Blocked shot
SP	Sprint (won/sprints)	PF	Penalty	EX	Exclusion		
20C	20 seconds exclusion in the centre forward position			20F	20 seconds exclusion in the field		

Cumulative Statistics

Estadísticas acumulativas / Estadísticas Cumulativas

CUB - CUB After 5 Matches

Preliminary Round

Cap No.	Name	GP	MIN	Goals/Shots							AS	TF	ST	BL	SP	Personal Fouls				
				Total	%	A	C	X	5M	PS						CA	20C	20F	PF	EX
1	LARA Gianni	3	61																	
2	MUNOZ MACHADO Alexander	3	34	2/5	40.0	0/2	1/2	1/1			1	3	3				2	2		
3	CISNERO Ernesto Antonio	3	74	15/23	65.2	7/12		6/8	0/1	2/2	1	1	3							
4	LARA Edgar	3	32	2/4	50.0	0/1		2/2					2	1		1		1		
5	ANDRADE Yohandri	3	46	1/3	33.3	1/2		0/1					1			6				
6	ORTEGA Carlos Alberto	3	68	1/7	14.3	1/7					1		2			2				
7	GONZALEZ ALONSO Ives	3	56	6/10	60.0	2/6	3/3	1/1			1		6	1				1		
8	DIAZ RAMON Ernesto	3	53	1/6	16.7	1/2	0/3	0/1			1		4			3		1		
9	GONZALEZ ALONSO Iosse	3	31	0/3	0.0	0/2					1		2		1/3					
10	MARRERO Rigel Jimenez	3	60	5/21	23.8	0/9	3/8	2/3	0/1				4	5	1	1		2		
11	CABRERA YERO Richard	3	51	2/5	40.0	0/2		1/1					2		0/1	1		1		
12	GONZALEZ Yarbul Felipe	3	66	5/13	38.5	3/8		1/1			3		3	1	4/8	2				
13	OMS SALINAS Emilio	2	34										1							
Totals				40/100	40.0	15/53	7/16	14/19	0/2	2/2	2/8	12	8	34	4	5/12	18	7	1	
Against				27/85	31.8	8/36	5/14	8/22	2/8	1/1	3/4	1	8	23	5	7/12	10	11	2	
Cap No.	Goalkeepers	GP	MIN	Saves/Shots							AS	TF	ST	BL	SP	Personal Fouls				
				Total	%	A	C	X	5M	PS						CA	20C	20F	PF	EX
1	LARA Gianni			27/46	58.7	14/20	5/9	4/8	3/4	0/1	1/4								4	
13	OMS SALINAS Emilio			5/13	38.5	4/6	0/1	1/5	0/1										0	
Totals				32/59	54.2	18/26	5/10	5/13	3/5	0/1	1/4								14	

Time Out	4
Exclusions With	0
Exclusions Without	0
Extra Player Goals	14
Extra Player	21

Team Shots	Goals	Saves	Missed	Post	Blocked	Total	%
Action	15	14	10	10	4	53	28.3
Centre	7	8		1		16	28.3
Extra Player	14	2		2	1	19	73.7
5m		1	1			2	0.0
Penalty	2					2	100.0
Counter Attack	2	5		1		8	25.0
Total	40	30	11	14	5	100	40.0

Final Round

Cap No.	Name	GP	MIN	Goals/Shots							AS	TF	ST	BL	SP	Personal Fouls					
				Total	%	A	C	X	5M	PS						CA	20C	20F	PF	EX	
1	LARA Gianni	2	58										5						1		
2	MUNOZ MACHADO Alexander	2	7										3	1	1			1			
3	CISNERO Ernesto Antonio	2	54	3/8	37.5	2/6		1/2			1		1					2			
4	LARA Edgar	2	19	1/3	33.3	0/1		1/2					1								
5	ANDRADE Yohandri	2	29	1/4	25.0	1/4												3	1		
6	ORTEGA Carlos Alberto	2	50	1/7	14.3	0/2		1/3	0/1				1		0/1	1		1	1		
7	GONZALEZ ALONSO Ives	2	47	0/7	0.0	0/3	0/2	0/2					2					3			
8	DIAZ RAMON Ernesto	2	35	0/5	0.0	0/4		0/1					2					3	1		
9	GONZALEZ ALONSO Iosse	2	12												2/3						
10	MARRERO Rigel Jimenez	2	48	2/8	25.0	0/2	1/2	1/3			0/1	1	2	1				1	1		
11	CABRERA YERO Richard	2	26	0/1	0.0	0/1							1		0/1					1	
12	GONZALEZ Yarbul Felipe	2	52	1/10	10.0	1/9		0/1					1	4	2	2/3		2			
13	OMS SALINAS Emilio	2	5																		
Totals				9/53	17.0	4/32	1/4	4/14	0/1	0/2		2	9	16	3	4/8	7	12	1	2	
Against				24/56	42.9	7/22	2/7	8/15	3/6	1/1	3/5	3	6	17	7	4/8	10	6			
Cap No.	Goalkeepers	GP	MIN	Saves/Shots							AS	TF	ST	BL	SP	Personal Fouls					
				Total	%	A	C	X	5M	PS						CA	20C	20F	PF	EX	
1	LARA Gianni			18/41	43.9	8/14	3/5	4/12	1/4	0/1	2/5								2		
13	OMS SALINAS Emilio			0/1	0.0	0/1													0		
Totals				18/42	42.9	8/15	3/5	4/12	1/4	0/1	2/5								4		

Time Out	4
Exclusions With	2
Exclusions Without	0
Extra Player Goals	4
Extra Player	16

Team Shots	Goals	Saves	Missed	Post	Blocked	Total	%
Action	4	11	5	6	6	32	12.5
Centre	1	3				4	12.5
Extra Player	4	3		6	1	14	28.6
5m		1				1	0.0
Penalty							
Counter Attack		2				2	0.0
Total	9	20	5	12	7	53	17.0

Legend:

GP	Games Played	MIN	Minutes Played	A	Action shot	C	Centre shot
X	Extra player shot	5m	5 metre shot	PS	Penalty shot	CA	Counter attack
AS	Assist	TF	Turnover foul	ST	Steals	BL	Blocked shot
SP	Sprint (won/sprints)	PF	Penalty	EX	Exclusion		
20C	20 seconds exclusion in the centre forward position			20F	20 seconds exclusion in the field		

Cumulative Statistics

Estadísticas acumulativas / Estadísticas Cumulativas

CUB - CUB

After 5 Matches

Overall (Preliminary + Final Round)

Cap No.	Name	GP	MIN	Goals/Shots							AS	TF	ST	BL	SP	Personal Fouls					
				Total	%	A	C	X	5M	PS						CA	20C	20F	PF	EX	
1	LARA Gianni	5	120																1		
2	MUNOZ MACHADO Alexander	5	41	2/5	40.0	0/2	1/2	1/1			1	6	4	1			2	3			
3	CISNERO Ernesto Antonio	5	128	18/31	58.1	9/18		7/10	0/1	2/2	2	1	4					2			
4	LARA Edgar	5	52	3/7	42.9	0/2		3/4		0/1			3	1			1	1			
5	ANDRADE Yohandri	5	75	2/7	28.6	2/6		0/1					1				9	1			
6	ORTEGA Carlos Alberto	5	119	2/14	14.3	1/9		1/3	0/1	0/1	1		3		0/1		3	1			
7	GONZALEZ ALONSO Ives	5	104	6/17	35.3	2/9	3/5	1/3			1	2	6	1				4			
8	DIAZ RAMON Ernesto	5	88	1/11	9.1	1/6	0/3	0/2			1		6				6	2			
9	GONZALEZ ALONSO Iosse	5	44	0/3	0.0	0/2				0/1	1		2		3/6						
10	MARRERO Rigel Jimenez	5	108	7/29	24.1	0/11	4/10	3/6	0/1	0/1	1	6	6	1			1	3	1		
11	CABRERA YERO Richard	5	77	2/6	33.3	0/3		1/1			3	1	2		0/2		1	1	1		
12	GONZALEZ Yarbul Felipe	5	118	6/23	26.1	4/17		1/2			3	1	7	3	6/11		2	2			
13	OMS SALINAS Emilio	4	39										1								
Totals				49/153	32.0	19/85	8/20	18/33	0/3	2/2	2/10	14	17	50	7	9/20		25	19	2	2
Against				51/141	36.2	15/58	7/21	16/37	5/14	2/2	6/9	4	14	40	12	11/20		20	17	2	
Cap No.	Goalkeepers	Saves/Shots							Time Out												
		Total	%	A	C	X	5M	PS	CA												
1	LARA Gianni	45/87	51.7	22/34	8/14	8/20	4/8	0/2	3/9		8										
13	OMS SALINAS Emilio	5/14	35.7	4/7	0/1	1/5	0/1				2										
Totals		50/101	49.5	26/41	8/15	9/25	4/9	0/2	3/9		10										

Time Out	8
Exclusions With	2
Exclusions Without	0
Extra Player Goals	18
Extra Player	37

Team Shots	Goals	Saves	Missed	Post	Blocked	Total	%
Action	19	25	15	16	10	85	22.4
Centre	8	11		1		20	22.4
Extra Player	18	5		8	2	33	54.5
5m		2	1			3	0.0
Penalty	2					2	100.0
Counter Attack	2	7		1		10	20.0
Total	49	50	16	26	12	153	32.0

Legend:

GP	Games Played	MIN	Minutes Played	A	Action shot	C	Centre shot
X	Extra player shot	5m	5 metre shot	PS	Penalty shot	CA	Counter attack
AS	Assist	TF	Turnover foul	ST	Steals	BL	Blocked shot
SP	Sprint (won/sprints)	PF	Penalty	EX	Exclusion		
20C	20 seconds exclusion in the centre forward position			20F	20 seconds exclusion in the field		

Cumulative Statistics

Estadísticas acumulativas / Estadísticas Cumulativas

MEX - MEX After 5 Matches

Preliminary Round

Cap No.	Name	GP	MIN	Goals/Shots								AS	TF	ST	BL	SP	Personal Fouls				
				Total	%	A	C	X	5M	PS	CA						20C	20F	PF	EX	
1	MONTIEL GUTIERREZ Omar	3	95																		
2	PEREZ ROMERO Jorge Alberto	3	40	1/5	20.0	1/5						2		2						2	
3	HERNANDEZ Cutberto	3	68	4/11	36.4	1/6	0/2	2/2			1/1	2		2	1	0/1				2	
4	SCHMIDT Rainer	3	52	2/9	22.2	0/1	1/6	1/2						1	2					1	
5	PALACIOS Erik Jhoan	3	15	0/1	0.0				0/1											1	
6	LOPEZ CHAVEZ Jorge Antonio	3	62	2/11	18.2	0/5		1/4	1/1	0/1		1	1	1	1					3	
7	ALVAREZ BASILIO Oliver	3	75	1/10	10.0	1/8		0/1			0/1	1	2	7	1	5/7					
8	SCHMIDT OROPEZA Richard	3	58	0/9	0.0	0/7		0/2						2	2					2	
9	CASTANEDA Diego	3	57	2/6	33.3	0/2		1/3			1/1	1				0/4				3	
10	GARCIA ORTIZ Armando	3	58	3/8	37.5	1/5		2/2	0/1					1	3					3	
11	VAZQUEZ Fausto Ruben	3	43	2/6	33.3	1/3	0/1	1/1	0/1					1	4					1	
12	GONZALEZ Julian	3	42	0/2	0.0	0/1	0/1							2							
13	ORTEGA Orlando Antonio																				
Totals				17/78	21.8	5/43	1/10	8/17	1/4	0/1	2/3		7	9	25	5	5/12				3
Against				33/85	38.8	12/44	3/9	9/14	1/4	1/3	7/11		9	11	23	12	7/12				6
Cap No.	Goalkeepers	Saves/Shots								Time Out											
		Total	%	A	C	X	5M	PS	CA	Exclusions With	Exclusions Without	Extra Player Goals	Extra Player								
1	MONTIEL GUTIERREZ Omar	29/62	46.8	16/28	3/6	2/11	3/4	2/3	3/10											6	
Totals		29/62	46.8	16/28	3/6	2/11	3/4	2/3	3/10												0
																					0
																					8
																					20

Team Shots	Goals	Saves	Missed	Post	Blocked	Total	%
Action	5	18	6	5	9	43	11.6
Centre	1	6	2		1	10	11.6
Extra Player	8	4	1	2	2	17	47.1
5m	1	1		1	1	4	25.0
Penalty		1				1	0.0
Counter Attack	2	1				3	66.7
Total	17	31	9	8	13	78	21.8

Final Round

Cap No.	Name	GP	MIN	Goals/Shots								AS	TF	ST	BL	SP	Personal Fouls				
				Total	%	A	C	X	5M	PS	CA						20C	20F	PF	EX	
1	MONTIEL GUTIERREZ Omar	2	40											1							
2	PEREZ ROMERO Jorge Alberto	2	30	0/3	0.0	0/2	0/1							1	1					1	
3	HERNANDEZ Cutberto	2	44	2/4	50.0	1/2		1/2				2	1	1	1/2					1	
4	SCHMIDT Rainer	2	33	4/6	66.7		1/2	2/3	1/1					4	1						
5	PALACIOS Erik Jhoan	2	8											1							
6	LOPEZ CHAVEZ Jorge Antonio	2	48	3/5	60.0			2/3	0/1		1/1	2	1	1	3					1	
7	ALVAREZ BASILIO Oliver	2	34	3/6	50.0	2/3		0/1	0/1	1/1		1				2/3				3	
8	SCHMIDT OROPEZA Richard	2	46	3/11	27.3	1/4		0/2	1/4	1/1				1						2	
9	CASTANEDA Diego	2	40	1/5	20.0	1/4		0/1						1		1/3				1	
10	GARCIA ORTIZ Armando	2	32	1/5	20.0	0/3			0/1		1/1									1	
11	VAZQUEZ Fausto Ruben	2	33											1	2	1					
12	GONZALEZ Julian	2	30	1/4	25.0	0/1	0/1	1/2						1							
13	ORTEGA Orlando Antonio	1	24																		
Totals				18/49	36.7	5/19	1/4	6/14	2/8	2/2	2/2		5	8	10	5	4/8				8
Against				14/59	23.7	4/35	1/6	5/12	1/3	3/3			6	22	8	4/8					11
Cap No.	Goalkeepers	Saves/Shots								Time Out											
		Total	%	A	C	X	5M	PS	CA	Exclusions With	Exclusions Without	Extra Player Goals	Extra Player								
1	MONTIEL GUTIERREZ Omar	16/28	57.1	13/17	0/1	3/6	0/1	0/3													3
13	ORTEGA Orlando Antonio	14/16	87.5	8/8	4/4	2/4															1
Totals		30/44	68.2	21/25	4/5	5/10	0/1	0/3													0
																					0
																					6
																					17

Team Shots	Goals	Saves	Missed	Post	Blocked	Total	%
Action	5	5	2	3	4	19	26.3
Centre	1	1		1	1	4	26.3
Extra Player	6	5		1	2	14	42.9
5m	2	5			1	8	25.0
Penalty	2					2	100.0
Counter Attack	2					2	100.0
Total	18	16	2	5	8	49	36.7

Legend:

GP	Games Played	MIN	Minutes Played	A	Action shot	C	Centre shot
X	Extra player shot	5m	5 metre shot	PS	Penalty shot	CA	Counter attack
AS	Assist	TF	Turnover foul	ST	Steals	BL	Blocked shot
SP	Sprint (won/sprints)	PF	Penalty	EX	Exclusion		
20C	20 seconds exclusion in the centre forward position			20F	20 seconds exclusion in the field		

Cumulative Statistics

Estadísticas acumulativas / Estadísticas Cumulativas

MEX - MEX After 5 Matches

Overall (Preliminary + Final Round)

Cap No.	Name	GP	MIN	Goals/Shots							AS	TF	ST	BL	SP	Personal Fouls						
				Total	%	A	C	X	5M	PS						CA	20C	20F	PF	EX		
1	MONTIEL GUTIERREZ Omar	5	135																			
2	PEREZ ROMERO Jorge Alberto	5	70	1/8	12.5	1/7	0/1					2		3	1			1	1	2		
3	HERNANDEZ Cutberto	5	113	6/15	40.0	2/8	0/2	3/4				4	1	3	1	1/3				3		
4	SCHMIDT Rainer	5	86	6/15	40.0	0/1	2/8	3/5	1/1				4	2	2					1		
5	PALACIOS Erik Jhoan	5	23	0/1	0.0				0/1					1						1		
6	LOPEZ CHAVEZ Jorge Antonio	5	110	5/16	31.3	0/5		3/7	1/2	0/1	1/1	3	2	2	4				1	5		
7	ALVAREZ BASILIO Oliver	5	109	4/16	25.0	3/11		0/2	0/1	1/1	0/1	2	2	7	1	7/10			3	1		
8	SCHMIDT OROPEZA Richard	5	105	3/20	15.0	1/11		0/4	1/4	1/1			2	3					4	2	1	
9	CASTANEDA Diego	5	97	3/11	27.3	1/6		1/4			1/1	1		1		1/7			1	4		
10	GARCIA ORTIZ Armando	5	90	4/13	30.8	1/8		2/2	0/2		1/1		1	3						3		
11	VAZQUEZ Fausto Ruben	5	77	2/6	33.3	1/3	0/1	1/1	0/1				2	6	1					2		
12	GONZALEZ Julian	5	72	1/6	16.7	0/2	0/2	1/2					3									
13	ORTEGA Orlando Antonio	1	24																			
Totals				35/127	27.6	10/62	2/14	14/31	3/12	2/3	4/5	12	17	35	10	9/20	11	21	3	1		
Against				47/144	32.6	16/79	4/15	14/26	2/7	1/3	10/14	9	17	45	20	11/20	17	20	3	1		
Cap No.	Goalkeepers	Saves/Shots							Time Out													
		Total	%	A	C	X	5M	PS	CA													
1	MONTIEL GUTIERREZ Omar	45/90	50.0	29/45	3/7	5/17	3/5	2/3	3/13		9											
13	ORTEGA Orlando Antonio	14/16	87.5	8/8	4/4	2/4					1											
Totals		59/106	55.7	37/53	7/11	7/21	3/5	2/3	3/13		10											

Time Out	9
Exclusions With	1
Exclusions Without	0
Extra Player Goals	14
Extra Player	37

Team Shots	Goals	Saves	Missed	Post	Blocked	Total	%
Action	10	23	8	8	13	62	16.1
Centre	2	7	2	1	2	14	16.1
Extra Player	14	9	1	3	4	31	45.2
5m	3	6		1	2	12	25.0
Penalty	2	1				3	66.7
Counter Attack	4	1				5	80.0
Total	35	47	11	13	21	127	27.6

Legend:

GP	Games Played	MIN	Minutes Played	A	Action shot	C	Centre shot
X	Extra player shot	5m	5 metre shot	PS	Penalty shot	CA	Counter attack
AS	Assist	TF	Turnover foul	ST	Steals	BL	Blocked shot
SP	Sprint (won/sprints)	PF	Penalty	EX	Exclusion		
20C	20 seconds exclusion in the centre forward position			20F	20 seconds exclusion in the field		

Cumulative Statistics

Estadísticas acumulativas / Estadísticas Cumulativas

PUR - PUR After 5 Matches

Preliminary Round

Cap No.	Name	GP	MIN	Goals/Shots							AS	TF	ST	BL	SP	Personal Fouls					
				Total	%	A	C	X	5M	PS						CA	20C	20F	PF	EX	
1	HUNTLEY Richard	3	80										2								
2	COMAS Yahreh	3	50	2/5	40.0		2/5						4					1	1		
3	APONTE Arturo	3	45	1/6	16.7	0/3		1/2	0/1					1	1	0/2		1	1		
4	RAMOS SOTO Carlos	3	39	0/5	0.0	0/3			0/1	0/1								1			
5	ANDINO Rafael	3	25	1/1	100.0		1/1						2	1				2	1		
6	BETANCOURT Alexis	3	78	1/8	12.5	0/4	0/1	0/2	1/1					1		1/6		2			
7	APONTE Damian	3	24	0/1	0.0	0/1									1	0/1		1			
8	MUJICA John Paul	3	72	1/10	10.0	0/8			1/1	0/1					2	2		2			
9	VIDAL Rafael	3	71	0/5	0.0	0/2	0/1		0/2					1			0/1	1			
10	MUNIZ Angel	2	11										1								
11	ROMAN Adrian	3	64	0/9	0.0	0/2	0/2	0/2	0/2		0/1				2	5		1	1		
12	ROSA Gilberto	3	89	4/21	19.0	0/12	0/1	2/2	2/4	0/1	0/1		1	1	1	5	0/1		1	1	
13	FRADERA Juan	2	16																		
Totals				10/71	14.1	0/35	3/11	3/9	4/12	0/2	0/2		1	11	13	9	1/11		9	8	1
Against				44/101	43.6	12/52	4/15	13/15	4/4	0/1	11/14		14	10	26	14	11/12		10	4	2
Cap No.	Goalkeepers	Saves/Shots										Time Out									
Total	%	A	C	X	5M	PS	CA	Exclusions With	Exclusions Without	Extra Player Goals	Extra Player										
1	HUNTLEY Richard	22/58	37.9	14/24	4/7	1/12	0/3	3/12	5	0	3										
13	FRADERA Juan	5/13	38.5	2/4	2/3	0/2	0/1	1/1	0/2	0	3										
Totals		27/71	38.0	16/28	6/10	1/14	0/4	1/1	3/14	5	14										

Team Shots	Goals	Saves	Missed	Post	Blocked	Total	%
Action		12	5	6	12	35	0.0
Centre	3	5	2	1		11	0.0
Extra Player	3	3		2	1	9	33.3
5m	4	7			1	12	33.3
Penalty		2				2	0.0
Counter Attack		2				2	0.0
Total	10	31	7	9	14	71	14.1

Final Round

Cap No.	Name	GP	MIN	Goals/Shots							AS	TF	ST	BL	SP	Personal Fouls					
				Total	%	A	C	X	5M	PS						CA	20C	20F	PF	EX	
1	HUNTLEY Richard	2	62										2								
2	COMAS Yahreh	2	43	4/13	30.8	0/3	4/9	0/1					1						1		
3	APONTE Arturo	2	11	0/1	0.0	0/1								1/1							
4	RAMOS SOTO Carlos	2	24	0/1	0.0	0/1								0/1					1		
5	ANDINO Rafael	2	22	0/1	0.0	0/1													1		
6	BETANCOURT Alexis	2	66	0/5	0.0	0/3			0/2			1	1	2	2	1/8		1			
7	APONTE Damian	2	15	0/1	0.0	0/1													1		
8	MUJICA John Paul	2	55	2/9	22.2	1/7		1/2							2	3		4			
9	VIDAL Rafael	2	50	1/3	33.3	0/1	0/1	1/1							2	1		1	1		
10	MUNIZ Angel																				
11	ROMAN Adrian	2	61	1/6	16.7	0/4	0/1	1/1					1		1				3		
12	ROSA Gilberto	2	67	6/14	42.9	4/8	0/1	2/3	0/2			1	1	4	5				1		
13	FRADERA Juan	1	8												2						
Totals				14/54	25.9	5/30	4/12	5/8	0/4				2	3	15	12	2/10		11	3	1
Against				20/63	31.7	10/32	3/10	4/10	0/8	1/1	2/2		3	7	20	3	8/10		9	2	
Cap No.	Goalkeepers	Saves/Shots										Time Out									
Total	%	A	C	X	5M	PS	CA	Exclusions With	Exclusions Without	Extra Player Goals	Extra Player										
1	HUNTLEY Richard	18/38	47.4	11/21	2/5	2/6	3/3	0/1	0/2	4	0										
13	FRADERA Juan	2/2	100.0				2/2			0	5										
Totals		20/40	50.0	11/21	2/5	2/6	5/5	0/1	0/2	4	11										

Team Shots	Goals	Saves	Missed	Post	Blocked	Total	%
Action	5	13	8	3	1	30	16.7
Centre	4	6		2		12	16.7
Extra Player	5	2	1			8	62.5
5m		1	1		2	4	0.0
Penalty							
Counter Attack							
Total	14	22	10	5	3	54	25.9

Legend:

GP	Games Played	MIN	Minutes Played	A	Action shot	C	Centre shot
X	Extra player shot	5m	5 metre shot	PS	Penalty shot	CA	Counter attack
AS	Assist	TF	Turnover foul	ST	Steals	BL	Blocked shot
SP	Sprint (won/sprints)	PF	Penalty	EX	Exclusion		
20C	20 seconds exclusion in the centre forward position			20F	20 seconds exclusion in the field		

Cumulative Statistics

Estadísticas cumulativas / Estadísticas Cumulativas

PUR - PUR After 5 Matches

Overall (Preliminary + Final Round)

Cap No.	Name	GP	MIN	Goals/Shots							AS	TF	ST	BL	SP	Personal Fouls					
				Total	%	A	C	X	5M	PS						CA	20C	20F	PF	EX	
1	HUNTLEY Richard	5	142																		
2	COMAS Yahreh	5	94	6/18	33.3	0/3	6/14	0/1				4	1				1	2			
3	APONTE Arturo	5	57	1/7	14.3	0/4		1/2	0/1				1	1	1/3		1	1			
4	RAMOS SOTO Carlos	5	64	0/6	0.0	0/4		0/1	0/1						0/1		2				
5	ANDINO Rafael	5	48	1/2	50.0	0/1	1/1					2	1				3	1			
6	BETANCOURT Alexis	5	145	1/13	7.7	0/7	0/1	0/2	1/3		1	1	3	2	2/14		1	2			
7	APONTE Damian	5	39	0/2	0.0	0/2								1	0/1			2			
8	MUJICA John Paul	5	128	3/19	15.8	1/15		1/2	1/1	0/1			4	5			6				
9	VIDAL Rafael	5	122	1/8	12.5	0/3	0/2	1/1	0/2			1	2	1	0/1		2	1			
10	MUNIZ Angel	2	11									1									
11	ROMAN Adrian	5	126	1/15	6.7	0/6	0/3	1/3	0/2	0/1			3	5	1		4	1			
12	ROSA Gilberto	5	157	10/35	28.6	4/20	0/2	4/5	2/6	0/1	0/1	2	2	5	10	0/1		2	1		
13	FRADERA Juan	3	24											2							
Totals				24/125	19.2	5/65	7/23	8/17	4/16	0/2	0/2		3	14	28	21	3/21		20	11	2
Against				64/164	39.0	22/84	7/25	17/25	4/12	1/2	13/16		17	17	46	17	19/22		19	6	2
Cap No.	Goalkeepers	Saves/Shots							Time Out												
		Total	%	A	C	X	5M	PS	CA												
1	HUNTLEY Richard	40/96	41.7	25/45	6/12	3/18	3/6	0/1	3/14		9										
13	FRADERA Juan	7/15	46.7	2/4	2/3	0/2	2/3	1/1	0/2		0										
Totals		47/111	42.3	27/49	8/15	3/20	5/9	1/2	3/16		0										
											0										
											8										
											25										

Team Shots	Goals	Saves	Missed	Post	Blocked	Total	%
Action	5	25	13	9	13	65	7.7
Centre	7	11	2	3		23	7.7
Extra Player	8	5	1	2	1	17	47.1
5m	4	8	1		3	16	25.0
Penalty		2				2	0.0
Counter Attack		2				2	0.0
Total	24	53	17	14	17	125	19.2

Legend:

GP	Games Played	MIN	Minutes Played	A	Action shot	C	Centre shot
X	Extra player shot	5m	5 metre shot	PS	Penalty shot	CA	Counter attack
AS	Assist	TF	Turnover foul	ST	Steals	BL	Blocked shot
SP	Sprint (won/sprints)	PF	Penalty	EX	Exclusion		
20C	20 seconds exclusion in the centre forward position			20F	20 seconds exclusion in the field		

Cumulative Statistics

Estadísticas acumulativas / Estadísticas Cumulativas

USA - USA After 5 Matches

Preliminary Round

Cap No.	Name	GP	MIN	Goals/Shots								AS	TF	ST	BL	SP	Personal Fouls				
				Total	%	A	C	X	5M	PS	CA						20C	20F	PF	EX	
1	MOSES Merrill	2	48																		
2	VARELLAS Peter	3	52	3/6	50.0	2/4		0/1				1/1	3	2	3		7/9	2	1		
3	HUDNUT Peter	3	50	3/3	100.0	1/1		1/1			1/1				1			4			
4	POWERS Jeff	3	52	3/8	37.5	1/4	0/2	1/1			1/1	2		1	6						
5	WRIGHT Adam	3	68	3/6	50.0	1/2		2/3		0/1		3	1	1				1			
6	HEWKO Daniel	3	41	2/8	25.0	1/5	0/1	0/1			1/1	2	1		1	0/1			2		
7	BEAUBIEN Ronald	3	52	3/7	42.9	1/2	0/1	2/4										1	1		
8	AZEVEDO Tony	2	54	10/12	83.3	2/4		2/2	1/1		5/5	4		1	3						
9	BAILEY Ryan	3	58	6/9	66.7	0/1	2/4	3/3			1/1	1	5	2	1			1	2		
10	HOPKINS Thomas	3	42	7/8	87.5	1/2		3/3			3/3			1	1	2/2		2	1		
11	SMITH Jesse	3	61	6/12	50.0	2/7	1/1	1/1			2/3	1		3	2			1	2		
12	MANN John	3	41	5/6	83.3		1/1	2/3	1/1		1/1				1					2	
13	KERR Genai	2	48	0/1	0.0	0/1															
Totals				51/86	59.3	12/33	4/10	17/23	2/2	0/1	16/17						9/12	12	11		
Against				12/82	14.6	1/42	1/11	7/19	3/10				1	6	16	5	3/11	15	10	1	
Cap No.	Goalkeepers	GP	MIN	Saves/Shots								Time Out									
				Total	%	A	C	X	5M	PS	CA	Exclusions With	Exclusions Without	Extra Player Goals	Extra Player						
1	MOSES Merrill			20/24	83.3	10/11	4/4	3/4	3/5											2	
13	KERR Genai			13/21	61.9	5/5	4/5	3/9	1/2											0	
Totals				33/45	73.3	15/16	8/9	6/13	4/7												0

Team Shots	Goals	Saves	Missed	Post	Blocked	Total	%
Action	12	10	4	5	2	33	36.4
Centre	4	2	1	3		10	36.4
Extra Player	17		2	1	3	23	73.9
5m	2					2	100.0
Penalty		1				1	0.0
Counter Attack	16	1				17	94.1
Total	51	14	7	9	5	86	59.3

Final Round

Cap No.	Name	GP	MIN	Goals/Shots								AS	TF	ST	BL	SP	Personal Fouls				
				Total	%	A	C	X	5M	PS	CA						20C	20F	PF	EX	
1	MOSES Merrill	2	40											3						1	
2	VARELLAS Peter	2	28	3/6	50.0	0/2		1/2			2/2			1		2/5	1				
3	HUDNUT Peter	2	36	0/3	0.0	0/3						1		1	2			1			
4	POWERS Jeff	2	32	4/9	44.4	1/3	1/2	0/1	2/2		0/1		2	1				1	1		
5	WRIGHT Adam	2	32	1/3	33.3	1/1		0/2				1	2					1	1		
6	HEWKO Daniel	2	32	1/1	100.0	1/1									1	0/1			1		
7	BEAUBIEN Ronald	2	24	2/2	100.0	1/1		1/1							2	1			3		
8	AZEVEDO Tony	2	44	5/10	50.0	1/4		2/4	2/2									1			
9	BAILEY Ryan	2	31	4/7	57.1	1/1	1/2	1/2	0/1	1/1		1	2					1			
10	HOPKINS Thomas	2	26	2/7	28.6	0/2		2/4			0/1		1	2		1/2					
11	SMITH Jesse	2	37	2/10	20.0	1/8	0/1			1/1				1	1			3	1		
12	MANN John	2	27	0/1	0.0	0/1								1							
13	KERR Genai	2	16											1							
Totals				24/59	40.7	7/26	2/6	7/16	5/6	1/1	2/4		1	6	16	5	3/8	12	4		1
Against				6/49	12.2	1/24	1/3	3/15	0/6		1/1		1	9	17	8	5/8	9	9	1	1
Cap No.	Goalkeepers	GP	MIN	Saves/Shots								Time Out									
				Total	%	A	C	X	5M	PS	CA	Exclusions With	Exclusions Without	Extra Player Goals	Extra Player						
1	MOSES Merrill			10/13	76.9	5/5	1/1	3/6	1/1											1	
13	KERR Genai			9/12	75.0	5/6	1/2		3/3		0/1									0	
Totals				19/25	76.0	10/11	2/3	3/6	4/4		0/1										7

Team Shots	Goals	Saves	Missed	Post	Blocked	Total	%
Action	7	7	2	4	6	26	26.9
Centre	2	2	1	1		6	26.9
Extra Player	7	5	1	2	1	16	43.8
5m	5				1	6	83.3
Penalty	1					1	100.0
Counter Attack	2	2				4	50.0
Total	24	16	4	7	8	59	40.7

Legend:

GP	Games Played	MIN	Minutes Played	A	Action shot	C	Centre shot
X	Extra player shot	5m	5 metre shot	PS	Penalty shot	CA	Counter attack
AS	Assist	TF	Turnover foul	ST	Steals	BL	Blocked shot
SP	Sprint (won/sprints)	PF	Penalty	EX	Exclusion		
20C	20 seconds exclusion in the centre forward position			20F	20 seconds exclusion in the field		

Cumulative Statistics

Estadísticas cumulativas / Estadísticas Cumulativas

USA - USA

After 5 Matches

Overall (Preliminary + Final Round)

Cap No.	Name	GP	MIN	Goals/Shots							AS	TF	ST	BL	SP	Personal Fouls			
				Total	%	A	C	X	5M	PS						CA	20C	20F	PF
1	MOSES Merrill	4	88															1	
2	VARELLAS Peter	5	81	6/12	50.0	2/6		1/3			3/3	3	2	4	9/14	3	1		
3	HUDNUT Peter	5	87	3/6	50.0	1/4		1/1			1/1	1		1	3		5		
4	POWERS Jeff	5	84	7/17	41.2	2/7	1/4	1/2	2/2		1/2	2	2	2	6		1	1	
5	WRIGHT Adam	5	100	4/9	44.4	2/3		2/5		0/1		3	2	3			2	1	
6	HEWKO Daniel	5	73	3/9	33.3	2/6	0/1	0/1			1/1	2	1		2	0/2		3	
7	BEAUBIEN Ronald	5	76	5/9	55.6	2/3	0/1	3/5						2	1		4	1	
8	AZEVEDO Tony	4	98	15/22	68.2	3/8		4/6	3/3		5/5	4		1	3		1		
9	BAILEY Ryan	5	89	10/16	62.5	1/2	3/6	4/5	0/1	1/1	1/1	1	6	4	1		2	2	
10	HOPKINS Thomas	5	69	9/15	60.0	1/4		5/7			3/4		1	3	1	3/4	2	1	
11	SMITH Jesse	5	98	8/22	36.4	3/15	1/2	1/1	1/1		2/3	1		4	3		4	3	
12	MANN John	5	69	5/7	71.4		1/2	2/3	1/1		1/1		1		1			2	
13	KERR Genai	4	64	0/1	0.0	0/1								1					
Totals				75/145	51.7	19/59	6/16	24/39	7/8	1/2	18/21	17	15	30	21	12/20	24	15	1
Against				18/131	13.7	2/66	2/14	10/34	3/16		1/1	2	15	33	13	8/19	24	19	2
Cap No.	Goalkeepers	Saves/Shots							Time Out										
		Total	%	A	C	X	5M	PS	CA										
1	MOSES Merrill	30/37	81.1	15/16	5/5	6/10	4/6			3									
13	KERR Genai	22/33	66.7	10/11	5/7	3/9	4/5	0/1			1								
Totals		52/70	74.3	25/27	10/12	9/19	8/11	0/1			4								

Time Out	3
Exclusions With	1
Exclusions Without	0
Extra Player Goals	24
Extra Player	43

Team Shots	Goals	Saves	Missed	Post	Blocked	Total	%
Action	19	17	6	9	8	59	32.2
Centre	6	4	2	4		16	32.2
Extra Player	24	5	3	3	4	39	61.5
5m	7				1	8	87.5
Penalty	1	1				2	50.0
Counter Attack	18	3				21	85.7
Total	75	30	11	16	13	145	51.7

Legend:

GP	Games Played	MIN	Minutes Played	A	Action shot	C	Centre shot
X	Extra player shot	5m	5 metre shot	PS	Penalty shot	CA	Counter attack
AS	Assist	TF	Turnover foul	ST	Steals	BL	Blocked shot
SP	Sprint (won/sprints)	PF	Penalty	EX	Exclusion		
20C	20 seconds exclusion in the centre forward position			20F	20 seconds exclusion in the field		

Team Roster

Formación del Equipo / Escalação das Equipes

As of 21 JUL 2007

ARG - ARG

Cap No.	Name	Pos L/R	Height m/ft in	Weight kg/lbs	Date of Birth	Club	Int'l matches played
1	MAZZINI Hernan				22 APR 1980	CARP	
2	GIUSTO ZIMMARDO Diego				23 SEP 1981	CAASU	
3	SCURSONI Fernando				3 OCT 1968	CARP	
5	LOPEZ Emanuel				18 APR 1986	GER	
6	TESTA Bruno (C)				3 MAY 1977	GER	
7	MONTANE Juan Pablo	R			1 JAN 1970		
8	ECHENIQUE Gonzalo				27 APR 1990	GER	
9	CARABANTES Ivan Martin				9 JAN 1986	GER	
10	GIL Ramiro				29 JUL 1981	CAASU	
11	MARONI Andres				6 MAR 1986	CAASU	
12	BENAGLIA Juan Manuel				18 JAN 1972	GEBA	
13	TESTA Franco				27 JUL 1982	GER	

Head Coach MARTINO Gabriel
Assistant Coach LOPEZ Federico
Team Leader PEREYRA

Note:

Number of International matches played, include only FINA and Continental Competitions matches(friendly matches not included).

Legend:

(C)	Captain	Pos	Playing Position	GK	Goalkeeper	CB	Centre Back
CF	Centre Forward	D	Driver	L/R	Handedness	L	Left
R	Right	B	Both				

Team Roster

Formación del Equipo / Escalação das Equipes

As of 20 JUL 2007

BRA - BRA

Cap No.	Name	Pos	L/R	Height m/ft in	Weight kg/lbs	Date of Birth	Club	Int'l matches played
1	CORDEIRO Andre	GK	R	1.90/6'3"	85.0/187	8 SEP 1967	ESPORTE CLUBE PINHEIROS	
2	HENRIQUES Vicente	CB	R	1.91/6'3"	92.0/203	9 MAY 1978	CLUBE ATLETICO PAULISTANO	
3	ROCHA Gabriel	CF	R	1.82/6'0"	92.0/203	3 DEC 1984	BOTAFOGO FUTEBOL E REGATA	
4	VITA Lucas	CF	R	2.00/6'7"	98.0/216	1 MAR 1985	ESPORTE CLUBE PINHEIROS	
5	RAPOSO Andre	D	R	1.84/6'0"	84.0/185	28 DEC 1976	FLUMINENSE FOOTBALL CLUBE	
6	SEABRA Roberto	D	R	1.82/6'0"	89.0/196	15 JUL 1976	FLUMINENSE FOOTBALL CLUBE	
7	SANTOS Rodrigo	CB	R			18 SEP 1981	FLUMINENSE FOOTBALL CLUBE	
8	MACHADO Leandro	CB	R	1.92/6'4"	92.0/203	22 FEB 1977	CLUBE ATLETICO PAULISTANO	
9	SEEGERER Erik	D	R	1.83/6'0"	82.0/181	21 JAN 1976	ESPORTE CLUBE PINHEIROS	
10	FRANCO Felipe	CB	R	1.88/6'2"	88.0/194	17 MAY 1982	BOTAFOGO FUTEBOL E REGATA	
11	MAMERI Daniel (C)	D	R	1.87/6'2"	90.0/198	4 APR 1972	ESPORTE CLUBE PINHEIROS	
12	NOLASCO Bruno	CF	R	1.80/5'11"	95.0/209	5 APR 1986	CLUBE DE REGATAS GUANABAR	
13	SANTOS Luis	GK	L	1.90/6'3"	82.0/181	8 JUL 1980	ESPORTE CLUBE PINHEIROS	

Head Coach DIAS Barbaro
Assistant Coach ROCHA Paulo Roberto
Team Leader PAGURA Jorge

Note:

Number of International matches played, include only FINA and Continental Competitions matches(friendly matches not included).

Legend:

(C)	Captain	Pos	Playing Position	GK	Goalkeeper	CB	Centre Back
CF	Centre Forward	D	Driver	L/R	Handedness	L	Left
R	Right	B	Both				

Team Roster

Formación del Equipo / Escalação das Equipes

As of 20 JUL 2007

CAN - CAN

Cap No.	Name	Pos	L/R	Height m/ft in	Weight kg/lbs	Date of Birth	Club	Int'l matches played
1	RANDALL Robin	GK	R			1 MAY 1980	REGINA SQUIDS	
2	KUDABA Constantine	D	R			17 MAY 1987	VANCOUVER STORM	
3	ROBINSON Andrew	CF	R			6 JAN 1988	DOLLARD DES ORMEAUX	
4	MITCHELL Kevin	D	R			1 JAN 1980	HULL WATER WALKS	
5	GRAHAM Kevin	D	L			21 APR 1986	REGINA SQUIDS	
6	MARKS Thomas (C)	CB	R			2 JUL 1980	VANCOUVER STORM	
7	JUNG Brandon	D	R			28 APR 1986	VANCOUVER STORM	
8	STEIN Dan	CF	R			24 DEC 1983	VANCOUVER STORM	
9	FELTHAM Aaron	D	R			16 APR 1982	HULL WATER WALKS	
10	MILLER Noah	D	R			5 MAY 1980	REGINA SQUIDS	
11	SAYEGH Jean	D	L			28 JUN 1981	NATIONAL TRAINING CENTRE	
12	MILLER Nathaniel	CF	R			21 SEP 1979	DOLLARD DES ORMEAUX	
13	YOUNGBLUD Nic	GK	R			16 JAN 1981	HAMILTON AQUATIC CLUB	

Head Coach JOVANOVIC Dragan
Assistant Coach COUILLARD Robert
Team Leader ARDELL Dave
Physiotherapist LAYTHORPE Wendy

Note:

Number of International matches played, include only FINA and Continental Competitions matches(friendly matches not included).

Legend:

(C)	Captain	Pos	Playing Position	GK	Goalkeeper	CB	Centre Back
CF	Centre Forward	D	Driver	L/R	Handedness	L	Left
R	Right	B	Both				



Team Roster

Formación del Equipo / Escalação das Equipes

As of 20 JUL 2007

COL - COL

Cap No.	Name	Pos	L/R	Height m/ft in	Weight kg/lbs	Date of Birth	Club	Int'l matches played
1	BUITRAGO SANTOS Elkin	GK				16 NOV 1985	FOCAS	
2	BEJARANO RONCANCIO Nelson	D	R			12 OCT 1984	FOCAS	
3	CORREA HERNANDEZ Sergio	CF	R			19 MAR 1983	MEDELLIN	
4	SOTO ROLDAN Jorge	CF				21 APR 1978	YUBARTAS	
5	ANDRADE LOZANO John	D	L			10 NOV 1984	FOCAS	
6	MONROY HENAO Alex	D	R			5 JAN 1984	FOCAS	
7	IDARRAGA GAVIRIA Alejandro	CF				11 APR 1985	MEDELLIN	
8	LIZARAZO Jairo Andres	CB				28 JUN 1989	FOCAS	
9	MONTOYA TORO Jorge	D	L			13 AUG 1976	MEDELLIN	
10	GIRALDO MENDEZ Juan F. (C)	CB				16 MAY 1980	FOCAS	
11	GUARNIZO RIVERA German	D	R			1 SEP 1985	FOCAS	
12	ECHEVERRY ZEA Juan F.	CF				5 OCT 1980	YUBARTAS	
13	REINA GONZALEZ Guillermo	D	R			5 NOV 1980	YUBARTAS	

Head Coach RODRIGUEZ PEÑALVER Gerardo Rodrigu.

Assistant Coach BUITRAGO Francisco

Team Leader PEREZ Pedro

Note:

Number of International matches played, include only FINA and Continental Competitions matches(friendly matches not included).

Legend:

(C)	Captain	Pos	Playing Position	GK	Goalkeeper	CB	Centre Back
CF	Centre Forward	D	Driver	L/R	Handedness	L	Left
R	Right	B	Both				

Team Roster

Formación del Equipo / Escalação das Equipes

As of 20 JUL 2007

CUB - CUB

Cap No.	Name	Pos	L/R	Height m/ft in	Weight kg/lbs	Date of Birth	Club	Int'l matches played
1	LARA Gianni	GK	R			22 JUL 1982	CIENFUEGOS	
2	MUÑOZ MACHADO Alexander	CF	R			29 JUN 1980	VILLA CLARA	
3	CISNERO Ernesto Antonio	D	R			14 APR 1974	CIUDAD HABANA	
4	LARA Edgar	CB	R			29 JUN 1985	CIUDAD HABANA	
5	ANDRADE Yohandri	CB	R			10 DEC 1982	CIENFUEGOS	
6	ORTEGA Carlos Alberto	CB	R			27 MAY 1975	CIENFUEGOS	
7	GONZALEZ ALONSO Ives	CF	R			12 OCT 1980	CIENFUEGOS	
8	DIAZ RAMON Ernesto	CB	R			15 MAR 1980	CIUDAD HABANA	
9	GONZALEZ ALONSO Iosse	D	R			9 AUG 1985	CIENFUEGOS	
10	MARRERO Rigel Jimenez (C)	CF	R			29 JUN 1981	CIENFUEGOS	
11	CABRERA YERO Richard	D	R			14 JUL 1985	VILLA CLARA	
12	GONZALEZ Yarbul Felipe	D	R			12 MAY 1982	PINAR DEL RIO	
13	OMS SALINAS Emilio	GK	R			5 JAN 1988	CAMAGUEY	

Head Coach URGELLES GAVERT Tino
Assistant Coach BERMUDEZ ARIOSIA Mario Andres
Team Leader EDUARDO Medina

Note:

Number of International matches played, include only FINA and Continental Competitions matches(friendly matches not included).

Legend:

(C)	Captain	Pos	Playing Position	GK	Goalkeeper	CB	Centre Back
CF	Centre Forward	D	Driver	L/R	Handedness	L	Left
R	Right	B	Both				



Team Roster

Formación del Equipo / Escalação das Equipes

As of 20 JUL 2007

MEX - MEX

Cap No.	Name	Pos L/R	Height m/ft in	Weight kg/lbs	Date of Birth	Club	Int'l matches played
1	MONTIEL GUTIERREZ Omar (C)				21 SEP 1977	HOSPITALET	
2	PEREZ ROMERO Jorge Alberto				16 FEB 1986		
3	HERNANDEZ Cutberto				18 APR 1985	EDO. DE MEXICO	
4	SCHMIDT Rainer				4 SEP 1982	UNAM	
5	PALACIOS Erik Jhoan				5 SEP 1982		
6	LOPEZ CHAVEZ Jorge Antonio				26 JUL 1977	HOSPITALET	
7	ALVAREZ BASILIO Oliver				1 JUN 1981	SAN ANDREU	
8	SCHMIDT OROPEZA Richard				10 OCT 1980	UNAM	
9	CASTAÑEDA Diego				1 JUN 1983	UNAM	
10	GARCIA ORTIZ Armando				7 OCT 1985	JALISCO	
11	VAZQUEZ Fausto Ruben				29 JUL 1983	EDO. DE MEXICO	
12	GONZALEZ Julian				19 APR 1982	EDO. DE MEXICO	
13	ORTEGA Orlando Antonio				2 JAN 1984	GUERRERO	

Head Coach de la PEÑA VEGA Raul
Assistant Coach RAMIREZ VELAZQUEZ Julio
Team Leader CAREAGA Javier

Note:
Number of International matches played, include only FINA and Continental Competitions matches(friendly matches not included).

Legend:

(C)	Captain	Pos	Playing Position	GK	Goalkeeper	CB	Centre Back
CF	Centre Forward	D	Driver	L/R	Handedness	L	Left
R	Right	B	Both				

Team Roster

Formación del Equipo / Escalação das Equipes

As of 20 JUL 2007

PUR - PUR

Cap No.	Name	Pos	L/R	Height m/ft in	Weight kg/lbs	Date of Birth	Club	Int'l matches played
1	HUNTLEY Richard	GK	R	1.86/6'1"	95.0/209	8 AUG 1978	BAYAMON	
2	COMAS Yahreh	CF	R	1.86/6'1"	101.0/223	9 APR 1978	BAYAMON	
3	APONTE Arturo	D	R	1.83/6'0"	82.0/181	8 JUN 1985	BAYAMON	
4	RAMOS SOTO Carlos	D	L	1.88/6'2"	104.0/229	30 APR 1979	MAYAGUEZ	
5	ANDINO Rafael	CF	R	1.78/5'10"	89.0/196	11 JUN 1980	PONCE	
6	BETANCOURT Alexis	D	R	1.70/5'7"	82.0/181	15 OCT 1983	PONCE	
7	APONTE Damian	CB	R	1.88/6'2"	84.0/185	8 JUN 1988	BAYAMON	
8	MUJICA John Paul	CB	R	1.83/6'0"	95.0/209	28 OCT 1980	PONCE	
9	VIDAL Rafael	D	L	1.78/5'10"	89.0/196	1 AUG 1988	PONCE	
10	MUÑIZ Angel (C)	D	R	1.68/5'6"	64.0/141	19 JUN 1978	BAYAMON	
11	ROMAN Adrian	CB	R	1.83/6'0"	99.0/218	14 JUN 1976	SAN JUAN	
12	ROSA Gilberto	D	R	1.86/6'1"	86.0/190	29 DEC 1983	CAGUAS	
13	FRADERA Juan	GK	R	1.73/5'8"	64.0/141	23 JUL 1990	CAGUAS	

Head Coach BLAY GARCIA Norge
Assistant Coach MARTIR CHABRIER Daniel
Team Leader GONZALEZ Javier

Note:
Number of International matches played, include only FINA and Continental Competitions matches(friendly matches not included).

Legend:

(C)	Captain	Pos	Playing Position	GK	Goalkeeper	CB	Centre Back
CF	Centre Forward	D	Driver	L/R	Handedness	L	Left
R	Right	B	Both				



Team Roster

Formación del Equipo / Escalação das Equipes

As of 20 JUL 2007

USA - USA

Cap No.	Name	Pos	L/R	Height m/ft in	Weight kg/lbs	Date of Birth	Club	Int'l matches played
1	MOSES Merrill	GK	R			13 AUG 1977		
2	VARELLAS Peter	D	L			2 OCT 1984		
3	HUDNUT Peter	CB	R			16 FEB 1980		
4	POWERS Jeff	D	R			21 JAN 1980		
5	WRIGHT Adam	D	R			4 MAY 1977		
6	HEWKO Daniel	D	L			19 OCT 1985		
7	BEAUBIEN Ronald	CB	R			4 JUL 1976		
8	AZEVEDO Tony (C)	D	L			21 NOV 1981		
9	BAILEY Ryan	CF	R			28 AUG 1975		
10	HOPKINS Thomas		R			13 APR 1984		
11	SMITH Jesse	D	R			27 APR 1983		
12	MANN John	CF	R			27 JUN 1985		
13	KERR Genai	GK	R			25 DEC 1976		

Head Coach SCHROEDER Terry

Assistant Coach BROWN Ryan

Team Leader McKEE Richard

Note:

Number of International matches played, include only FINA and Continental Competitions matches(friendly matches not included).

Legend:

(C)	Captain	Pos	Playing Position	GK	Goalkeeper	CB	Centre Back
CF	Centre Forward	D	Driver	L/R	Handedness	L	Left
R	Right	B	Both				



Official Communication
Comunicación Oficial / Comunicação Oficial

We would like to inform that the game of 2nd x 3rd (semifinal Canada/Brazil) is being modified for request of the SPORTTV, for 18:00h. Being, thus, the game of 1st x 4th (the semifinal USA/Cuba) for 16:30h. Both games will be carried through tomorrow 19th of July 2007.

Issued by: Ricardo Cabral
Time: 19:26
Date: 18 07 2007

This decision affects:

RESULTS
SCHEDULE
OTHER

X



Official Communication
Comunicación Oficial / Comunicação Oficial

Ao MOC

Após autorizado pelo Comité Técnico de Pólo Acuático da UANA, vimos informar que será promovida uma alteração de jogos para a rodada do dia 25 de julio (quarta-feira). Assim o jogos das 18:00 passa a ser 1ºB x 2ºA, e o jogo das 19:30h passa a ser 1ºA x 2ºB. A alteração visa também atender a progrmação da SPORTTV para transmissão ao vivo dos jogos.

Issued by: Ricardo Cabral
Time: 15:47
Date: 23 07 2007

This decision affects:

RESULTS
SCHEDULE
OTHER

X



Official Communication
Comunicación Oficial / Comunicação Oficial

To MOC

After authorized by the Water Polo Technical Committee of the UANA, we would like to inform an alteration of games for the round on 25th, July (Wednesday). Thus, the game scheduled for 06:00 PM will be 1° B x 2°A, and the game scheduled for 07:30 PM will be 1°A x2°B. The alteration also aims the demands of the SPORTTV program for transmission alive.

Issued by: Ricardo Cabral
Time: 15:47
Date: 23 07 2007

This decision affects:

RESULTS
SCHEDULE
OTHER

<input type="checkbox"/>
<input checked="" type="checkbox"/>
<input type="checkbox"/>

Esqui Aquático
Esqui Acuático
Water Ski



Entry List by NOC

Lista de Inscripciones por CON / Lista de Inscrições por CON

CORRECTED

As of 21 JUL 2007

NOC	Name	Gender	Bib	Date of Birth
ARG - Argentina				
	VIÑUALES Maria Veronica	W		27 JUL 1973
	JULIO Javier	M		16 AUG 1977
	LOPEZ Martin	M		27 SEP 1973
	MARTIN Edgardo	M		6 JUL 1975
	RENOSTO Jorge	M		29 SEP 1974
BRA - Brazil				
	NEGRAO Juliana	W		16 MAR 1990
	GERIN Thiago	M		17 APR 1979
	GIRARDI Marcelo	M		22 AUG 1982
	NEVES Felipe	M		19 APR 1989
	NEVES Fernando	M		19 APR 1984
CAN - Canada				
	McCLINTOCK Whitney	W		2 OCT 1989
	BUSKAS Brad	M		1 JAN 1980
	DODD Ryan	M		21 NOV 1984
	LLEWELLYN Jaret	M		27 JUL 1970
	ROSS Drew	M		23 APR 1970
CHI - Chile				
	MIRANDA Tiare	W		4 FEB 1988
	MIRANDA Felipe	M		10 MAY 1986
	MIRANDA Francisco	M		10 JAN 1979
	MIRANDA Rodrigo	M		8 OCT 1981
COL - Colombia				
	HERNÁNDEZ Natalia	W		26 JUN 1981
	LINARES Maria Camila	W		27 SEP 1984
	MESA Jose	M		31 MAR 1979
	SIEGERT Esteban	M		28 AUG 1979
ECU - Ecuador				
	BONARD Alfredo	M		12 AUG 1988
MEX - Mexico				
	FONT Aline	W		12 APR 1972
	FONT Sergio	M		12 OCT 1970
	LAMADRID Carlos	M		23 JAN 1985
	NELSON Arturo	M		4 FEB 1976
	ORTIZ Daniel	M		11 SEP 1986

Note:

All corrections until the qualifications are available in INFO

Legend:

M Man **W** Woman



Clube Dos Caiçaras
Clube Dos Caiçaras
Clube Dos Caiçaras

Water Skiing
Esqui Acuático / Esqui Aquático

Entry List by NOC

Lista de Inscripciones por CON / Lista de Inscrições por CON

CORRECTED

NOC	Name	Gender	Bib	Date of Birth
PER	- Peru			
	CUGLIEVAN Delfina	W		25 JAN 1991
	RIZO PATRON Antenor	M		29 APR 1984
USA	- United States of America			
	JAQUESS Regina	W		7 JUN 1984
	NIGHTINGALE Mandy	W		16 MAY 1980
	HAIR Austin	M		14 SEP 1987
	PICKOS Cory	M		17 APR 1964
	TRAVERS Jon	M		7 FEB 1988

Note:
All corrections until the qualifications are available in INFO

Legend:
M Man **W** Woman



Entry List by Event

Lista de Inscripciones por Evento / Lista de Inscrições por Evento

CORRECTED

As of 21 JUL 2007

Bib	Name	NOC	Date of Birth	Height	Weight
	VIÑUALES Maria Veronica	ARG - Argentina	27 JUL 1973	1.77/5'10"	63.0/139
	NEGRAO Juliana	BRA - Brazil	16 MAR 1990		
	McCLINTOCK Whitney	CAN - Canada	2 OCT 1989		
	MIRANDA Tiare	CHI - Chile	4 FEB 1988		
	HERNÁNDEZ Natalia	COL - Colombia	26 JUN 1981		
	FONT Aline	MEX - Mexico	12 APR 1972		
	CUGLIEVAN Delfina	PER - Peru	25 JAN 1991		
	JAQUESS Regina	USA - United States of America	7 JUN 1984		
	NIGHTINGALE Mandy	USA - United States of America	16 MAY 1980		
Total: 9					

Note:

All corrections until the qualifications are available in INFO

Legend:

Bib Bib Number



Clube Dos Caiçaras
Clube Dos Caiçaras
Clube Dos Caiçaras

21 JUL 2007
10:25

Water Skiing
Esqui Acuático / Esqui Aquático

Women's Slalom
Slalom Mujeres / Women's Slalom

Entry List by Event

Lista de Inscripciones por Evento / Lista de Inscrições por Evento

CORRECTED

As of 21 JUL 2007

Bib	Name	NOC	Date of Birth	Height	Weight
	VIÑUALES Maria Veronica	ARG - Argentina	27 JUL 1973	1.77/5'10"	63.0/139
	NEGRAO Juliana	BRA - Brazil	16 MAR 1990		
	McCLINTOCK Whitney	CAN - Canada	2 OCT 1989		
	MIRANDA Tiare	CHI - Chile	4 FEB 1988		
	HERNÁNDEZ Natalia	COL - Colombia	26 JUN 1981		
	LINARES Maria Camila	COL - Colombia	27 SEP 1984		
	FONT Aline	MEX - Mexico	12 APR 1972		
	CUGLIEVAN Delfina	PER - Peru	25 JAN 1991		
	JAQUESS Regina	USA - United States of America	7 JUN 1984		
	NIGHTINGALE Mandy	USA - United States of America	16 MAY 1980		

Total: 10

Note:

All corrections until the qualifications are available in INFO

Legend:

Bib Bib Number



Clube Dos Caiçaras
Clube Dos Caiçaras
Clube Dos Caiçaras

22 JUL 2007
11:50

Water Skiing
Esqui Acuático / Esqui Aquático

Women's Tricks
Figuras Mujeres / Women's Tricks

Entry List by Event

Lista de Inscripciones por Evento / Lista de Inscrições por Evento

CORRECTED

As of 21 JUL 2007

Bib	Name	NOC	Date of Birth	Height	Weight
	NEGRAO Juliana	BRA - Brazil	16 MAR 1990		
	McCLINTOCK Whitney	CAN - Canada	2 OCT 1989		
	MIRANDA Tiare	CHI - Chile	4 FEB 1988		
	LINARES Maria Camila	COL - Colombia	27 SEP 1984		
	FONT Aline	MEX - Mexico	12 APR 1972		
	CUGLIEVAN Delfina	PER - Peru	25 JAN 1991		
	JAQUESS Regina	USA - United States of America	7 JUN 1984		
	NIGHTINGALE Mandy	USA - United States of America	16 MAY 1980		
Total: 8					

Note:
All corrections until the qualifications are available in INFO

Legend:
Bib Bib Number



Start List

Lista de Salida / Lista de Largada

WR	56.60	MILAKOVA Elena	RUS	4 SEP 2005	()
PR	48.70	WEDD Klarissa	CAN	17 AUG 2003	Santo Domingo(DOM)

Start Order	Name	NOC	Date of Birth
1	FONT Aline	MEX	12 APR 1972
2	VIÑUALES Maria Veronica	ARG	27 JUL 1973
3	MIRANDA Tiare	CHI	4 FEB 1988
4	HERNÁNDEZ Natalia	COL	26 JUN 1981
5	CUGLIEVAN Delfina	PER	25 JAN 1991
6	NEGRAO Juliana	BRA	16 MAR 1990
7	NIGHTINGALE Mandy	USA	16 MAY 1980
8	JAUCESS Regina	USA	7 JUN 1984
9	McCLINTOCK Whitney	CAN	2 OCT 1989

Legend:
WR World Record



24 JUL 2007
9:00

Water Skiing
Esqui Acuático / Esqui Aquático

Women's Jump
Salto Mujeres / Women's Jump

Final
Final / Finale

Start List

Lista de Salida / Lista de Largada

WR	56.60	MILAKOVA Elena	RUS	4 SEP 2005	()
PR	48.70	WEDD Klarissa	CAN	17 AUG 2003	Santo Domingo(DOM)

Start Order	Name	NOC	Date of Birth
1	CUGLIEVAN Delfina	PER	25 JAN 1991
2	MIRANDA Tiare	CHI	4 FEB 1988
3	HERNÁNDEZ Natalia	COL	26 JUN 1981
4	NIGHTINGALE Mandy	USA	16 MAY 1980
5	JAQUESS Regina	USA	7 JUN 1984
6	McCLINTOCK Whitney	CAN	2 OCT 1989

Legend:

WR World Record



Clube Dos Caiçaras
Clube Dos Caiçaras
Clube Dos Caiçaras

21 JUL 2007
11:25

Water Skiing
Esqui Acuático / Esqui Aquático

Women's Slalom
Slalom Mujeres / Women's Slalom

Preliminary
Preliminar / Preliminair

Start List

Lista de Salida / Lista de Largada

Start Order	Name	NOC	Date of Birth
1	LINARES Maria Camila	COL	27 SEP 1984
2	McCLINTOCK Whitney	CAN	2 OCT 1989
3	VIÑUALES Maria Veronica	ARG	27 JUL 1973
4	NEGRAO Juliana	BRA	16 MAR 1990
5	CUGLIEVAN Delfina	PER	25 JAN 1991
6	HERNÁNDEZ Natalia	COL	26 JUN 1981
7	NIGHTINGALE Mandy	USA	16 MAY 1980
8	JAQUESS Regina	USA	7 JUN 1984
9	FONT Aline	MEX	12 APR 1972
10	MIRANDA Tiare	CHI	4 FEB 1988



23 JUL 2007
10:25

Water Skiing

Esqui Acuático / Esqui Acuático

Women's Slalom

Slalom Mujeres / Women's Slalom

Final

Final / Finale

Start List

Lista de Salida / Lista de Largada

PR 58.00 GRAHAM Susi CAN Winnipeg (CAN)

Start Order	Name	NOC	Date of Birth
1	MIRANDA Tiare	CHI	4 FEB 1988
2	LINARES Maria Camila	COL	27 SEP 1984
3	FONT Aline	MEX	12 APR 1972
4	VIÑUALES Maria Veronica	ARG	27 JUL 1973
5	HERNÁNDEZ Natalia	COL	26 JUN 1981
6	McCLINTOCK Whitney	CAN	2 OCT 1989
7	NIGHTINGALE Mandy	USA	16 MAY 1980
8	JAQUESS Regina	USA	7 JUN 1984



22 JUL 2007
12:00

Water Skiing
Esqui Acuático / Esqui Acuático

Women's Tricks
Figuras Mujeres / Women's Tricks

Preliminary
Preliminar / Preliminair

Start List

Lista de Salida / Lista de Largada

WR	8740	NIGHTINGALE Mandy	USA	12 JUN 2006	()
PR	6650	LARSEN Tawn	USA	Santa Fe	(ARG)

Start Order	Name	NOC	Date of Birth
1	NIGHTINGALE Mandy	USA	16 MAY 1980
2	JAQUESS Regina	USA	7 JUN 1984
3	CUGLIEVAN Delfina	PER	25 JAN 1991
4	NEGRAO Juliana	BRA	16 MAR 1990
5	MIRANDA Tiare	CHI	4 FEB 1988
6	LINARES Maria Camila	COL	27 SEP 1984
7	McCLINTOCK Whitney	CAN	2 OCT 1989
8	FONT Aline	MEX	12 APR 1972

Legend:

WR World Record



24 JUL 2007
11:50

Water Skiing
Esqui Acuático / Esqui Acuático

Women's Tricks
Figuras Mujeres / Women's Tricks

Final
Final / Finale

Start List

Lista de Salida / Lista de Largada

WR	8740 NIGHTINGALE Mandy	USA	12 JUN 2006	()
PR	6650 LARSEN Tawn	USA	Santa Fe	(ARG)

Start Order	Name	NOC	Date of Birth
1	FONT Aline	MEX	12 APR 1972
2	CUGLIEVAN Delfina	PER	25 JAN 1991
3	NEGRAO Juliana	BRA	16 MAR 1990
4	MIRANDA Tiare	CHI	4 FEB 1988
5	LINARES Maria Camila	COL	27 SEP 1984
6	JAUCESS Regina	USA	7 JUN 1984
7	McCLINTOCK Whitney	CAN	2 OCT 1989
8	NIGHTINGALE Mandy	USA	16 MAY 1980

Legend:
WR World Record

Results

Resultados / Resultados

As of 22 JUL 2007

WR	56.60	MILAKOVA Elena	RUS	4 SEP 2005	()
PR	48.70	WEDD Klarissa	CAN	17 AUG 2003	Santo Domingo(DOM)

Rk	Name	NOC	Jump 1	Jump 2	Jump 3	Total
1	McCLINTOCK Whitney	CAN				37.00 Q
2	JAQUESS Regina	USA	32.70	36.90	35.60	36.90 Q
3	NIGHTINGALE Mandy	USA	30.70		33.30	33.30 Q
4	HERNÁNDEZ Natalia	COL	23.00	26.70	27.60	27.60 Q
5	MIRANDA Tiare	CHI	24.10	25.10		25.10 Q
6	CUGLIEVAN Delfina	PER	15.00	16.40	19.40	19.40 Q
	VIÑUALES Maria Veronica	ARG				DNS
	FONT Aline	MEX				DNS
	NEGRAO Juliana	BRA				DNS

Legend:

DNS Did Not Start **Q** Qualified to next phase **Rk** Ranking **WR** World Record

Whitney McClintock could not jump due to the weather conditions. She qualifies as First to Final according Federation decision



24 JUL 2007
9:00

Water Skiing
Esqui Acuático / Esqui Acuático

Women's Jump
Salto Mujeres / Women's Jump

Final
Final / Finale

Results

Resultados / Resultados

As of 24 JUL 2007

WR	56.60	MILAKOVA Elena	RUS	4 SEP 2005	()
PR	48.70	WEDD Klarissa	CAN	17 AUG 2003	Santo Domingo(DOM)

Rk	Name	NOC	Jump 1	Jump 2	Jump 3	Total
1	JAQUESS Regina	USA			43.70	43.70
2	McCLINTOCK Whitney	CAN	40.70	43.50	41.20	43.50
3	NIGHTINGALE Mandy	USA	39.70	42.10	35.50	42.10
4	MIRANDA Tiare	CHI	28.70	33.00	34.30	34.30
5	HERNÁNDEZ Natalia	COL	30.30	29.60	31.50	31.50
6	CUGLIEVAN Delfina	PER	25.20	25.80	23.50	25.80

Legend:

Rk Ranking **WR** World Record



Results

Resultados / Resultados

CORRECTED

As of 21 JUL 2007

PR 58.00 GRAHAM Susi CAN Winnipeg (CAN)

Rk	Name	NOC	Round 1	Total
1	JAQUESS Regina	USA	57.00	57.00 Q
2	NIGHTINGALE Mandy	USA	51.00	51.00 Q
3	McCLINTOCK Whitney	CAN	50.00	50.00 Q
4	HERNÁNDEZ Natalia	COL	47.25	47.25 Q
5	VIÑUALES Maria Veronica	ARG	45.00	45.00 Q
6	FONT Aline	MEX	44.00	44.00 Q
7	LINARES Maria Camila	COL	43.50	43.50 Q
8	MIRANDA Tiare	CHI	40.00	40.00 Q
9	CUGLIEVAN Delfina	PER	34.50	34.50
10	NEGRAO Juliana	BRA	31.50	31.50

Legend:

Q Qualified to next phase Rk Ranking



Results

Resultados / Resultados

As of 23 JUL 2007

PR 58.00 GRAHAM Susi CAN Winnipeg (CAN)

Rk	Name	NOC	Round 1	Total
1	McCLINTOCK Whitney	CAN	(2.50/55/11.25) 38.50	38.50
2	JAQUESS Regina	USA	(2.50/55/12.00) 32.50	32.50
3	NIGHTINGALE Mandy	USA	(2.00/55/12.00) 32.00	32.00
4	VIÑUALES Maria Veronica	ARG	(1.50/55/12.00) 31.50	31.50
5	HERNÁNDEZ Natalia	COL	(4.00/55/13.00) 28.00	28.00
6	LINARES Maria Camila	COL	(2.00/55/13.00) 26.00	26.00
7	FONT Aline	MEX	(1.00/55/13.00) 25.00	25.00
8	MIRANDA Tiare	CHI	(5.00/55/16.00) 17.00	17.00

Legend:

Rk Ranking

Results

Resultados / Resultados

As of 24 JUL 2007

WR	8740	NIGHTINGALE Mandy	USA	12 JUN 2006	()
PR	7530	McCLINTOCK Whitney	CAN	22 JUL 2007	Rio de Janeiro(BRA)

Rk	Name	NOC	Pass. 1	Pass. 2	Total
1	McCLINTOCK Whitney	CAN	4110	3420	7530 PR
2	NIGHTINGALE Mandy	USA	3420	3960	7380
3	JAUCESS Regina	USA	3880	3170	7050
4	LINARES Maria Camila	COL	2350	2790	5140
5	FONT Aline	MEX	1670	1990	3660
6	MIRANDA Tiare	CHI	2180	650	2830
7	CUGLIEVAN Delfina	PER	950	1360	2310
8	NEGRAO Juliana	BRA	1030	0	1030

Legend:

Rk Ranking **WR** World Record



Entry List by Event

Lista de Inscripciones por Evento / Lista de Inscrições por Evento

CORRECTED

As of 21 JUL 2007

Bib	Name	NOC	Date of Birth	Height	Weight
	JULIO Javier	ARG - Argentina	16 AUG 1977	1.70/5'7"	68.0/150
	LOPEZ Martin	ARG - Argentina	27 SEP 1973	1.65/5'5"	69.0/152
	RENOSTO Jorge	ARG - Argentina	29 SEP 1974	1.81/5'11"	75.0/165
	GERIN Thiago	BRA - Brazil	17 APR 1979		
	DODD Ryan	CAN - Canada	21 NOV 1984		
	LLEWELLYN Jaret	CAN - Canada	27 JUL 1970		
	MIRANDA Felipe	CHI - Chile	10 MAY 1986		
	MIRANDA Francisco	CHI - Chile	10 JAN 1979		
	MIRANDA Rodrigo	CHI - Chile	8 OCT 1981		
	SIEGERT Esteban	COL - Colombia	28 AUG 1979		
	LAMADRID Carlos	MEX - Mexico	23 JAN 1985		
	TRAVERS Jon	USA - United States of America	7 FEB 1988		
Total: 12					

Note:
All corrections until the qualifications are available in INFO

Legend:
Bib Bib Number



Clube Dos Caiçaras
Clube Dos Caiçaras
Clube Dos Caiçaras

21 JUL 2007
9:00

Water Skiing
Esqui Acuático / Esqui Aquático

Men's Slalom
Slalom Hombres / Men's Slalom

Entry List by Event

Lista de Inscripciones por Evento / Lista de Inscrições por Evento

CORRECTED

As of 21 JUL 2007

Bib	Name	NOC	Date of Birth	Height	Weight
	JULIO Javier	ARG - Argentina	16 AUG 1977	1.70/5'7"	68.0/150
	LOPEZ Martin	ARG - Argentina	27 SEP 1973	1.65/5'5"	69.0/152
	RENOSTO Jorge	ARG - Argentina	29 SEP 1974	1.81/5'11"	75.0/165
	NEVES Felipe	BRA - Brazil	19 APR 1989		
	NEVES Fernando	BRA - Brazil	19 APR 1984		
	DODD Ryan	CAN - Canada	21 NOV 1984		
	LLEWELLYN Jaret	CAN - Canada	27 JUL 1970		
	ROSS Drew	CAN - Canada	23 APR 1970		
	MIRANDA Felipe	CHI - Chile	10 MAY 1986		
	MIRANDA Francisco	CHI - Chile	10 JAN 1979		
	MIRANDA Rodrigo	CHI - Chile	8 OCT 1981		
	MESA Jose	COL - Colombia	31 MAR 1979		
	SIEGERT Esteban	COL - Colombia	28 AUG 1979		
	LAMADRID Carlos	MEX - Mexico	23 JAN 1985		
	NELSON Arturo	MEX - Mexico	4 FEB 1976		
	RIZO PATRON Antenor	PER - Peru	29 APR 1984		
	TRAVERS Jon	USA - United States of America	7 FEB 1988		
Total: 17					

Note:

All corrections until the qualifications are available in INFO

Legend:

Bib Bib Number



Entry List by Event

Lista de Inscripciones por Evento / Lista de Inscrições por Evento

CORRECTED

As of 21 JUL 2007

Bib	Name	NOC	Date of Birth	Height	Weight
	JULIO Javier	ARG - Argentina	16 AUG 1977	1.70/5'7"	68.0/150
	LOPEZ Martin	ARG - Argentina	27 SEP 1973	1.65/5'5"	69.0/152
	RENOSTO Jorge	ARG - Argentina	29 SEP 1974	1.81/5'11"	75.0/165
	GERIN Thiago	BRA - Brazil	17 APR 1979		
	DODD Ryan	CAN - Canada	21 NOV 1984		
	LLEWELLYN Jaret	CAN - Canada	27 JUL 1970		
	MIRANDA Felipe	CHI - Chile	10 MAY 1986		
	MIRANDA Francisco	CHI - Chile	10 JAN 1979		
	MIRANDA Rodrigo	CHI - Chile	8 OCT 1981		
	SIEGERT Esteban	COL - Colombia	28 AUG 1979		
	FONT Sergio	MEX - Mexico	12 OCT 1970		
	LAMADRID Carlos	MEX - Mexico	23 JAN 1985		
	PICKOS Cory	USA - United States of America	17 APR 1964		

Total: 13

Note:

All corrections until the qualifications are available in INFO

Legend:

Bib Bib Number



Clube Dos Caiçaras
Clube Dos Caiçaras
Clube Dos Caiçaras

21 JUL 2007
11:50

Water Skiing
Esqui Acuático / Esqui Aquático

Men's WakeBoard
WakeBoard Hombres / Men's WakeBoard

Entry List by Event

Lista de Inscripciones por Evento / Lista de Inscrições por Evento

CORRECTED

As of 21 JUL 2007

Bib	Name	NOC	Date of Birth	Height	Weight
	MARTIN Edgardo	ARG - Argentina	6 JUL 1975	1.63/5'4"	67.0/148
	GIRARDI Marcelo	BRA - Brazil	22 AUG 1982		
	BUSKAS Brad	CAN - Canada	1 JAN 1980		
	SIEGERT Esteban	COL - Colombia	28 AUG 1979		
	BONARD Alfredo	ECU - Ecuador	12 AUG 1988	1.72/5'8"	60.0/132
	ORTIZ Daniel	MEX - Mexico	11 SEP 1986		
	HAIR Austin	USA - United States of America	14 SEP 1987		
Total: 7					

Note:
All corrections until the qualifications are available in INFO

Legend:
Bib Bib Number

Start List

Lista de Salida / Lista de Largada

CORRECTED

WR	73.00	KRUEGER Freddy	USA	29 MAY 2005	()
PR	67.00	KRUEGER Freddy	USA	17 AUG 2003	Santo Domingo(DOM)

Start Order	Name	NOC	Date of Birth
1	GERIN Thiago	BRA	17 APR 1979
2	LOPEZ Martin	ARG	27 SEP 1973
3	RENOSTO Jorge	ARG	29 SEP 1974
4	MIRANDA Francisco	CHI	10 JAN 1979
5	TRAVERS Jon	USA	7 FEB 1988
6	MIRANDA Rodrigo	CHI	8 OCT 1981
7	DODD Ryan	CAN	21 NOV 1984
8	LLEWELLYN Jaret	CAN	27 JUL 1970
9	JULIO Javier	ARG	16 AUG 1977
10	LAMADRID Carlos	MEX	23 JAN 1985
11	MIRANDA Felipe	CHI	10 MAY 1986
12	SIEGERT Esteban	COL	28 AUG 1979

Legend:
WR World Record



Start List

Lista de Salida / Lista de Largada

WR	73.00	KRUEGER Freddy	USA	29 MAY 2005	()
PR	67.00	KRUEGER Freddy	USA	17 AUG 2003	Santo Domingo(DOM)

Start Order	Name	NOC	Date of Birth
1	LOPEZ Martin	ARG	27 SEP 1973
2	TRAVERS Jon	USA	7 FEB 1988
3	GERIN Thiago	BRA	17 APR 1979
4	MIRANDA Felipe	CHI	10 MAY 1986
5	SIEGERT Esteban	COL	28 AUG 1979
6	MIRANDA Rodrigo	CHI	8 OCT 1981
7	DODD Ryan	CAN	21 NOV 1984
8	LLEWELLYN Jaret	CAN	27 JUL 1970

Legend:
WR World Record



Clube Dos Caiçaras
Clube Dos Caiçaras
Clube Dos Caiçaras

21 JUL 2007
9:00

Water Skiing
Esqui Acuático / Esqui Aquático

Men's Slalom
Slalom Hombres / Men's Slalom

Preliminary
Preliminar / Preliminair

Start List

Lista de Salida / Lista de Largada

Start Order	Name	NOC	Date of Birth
1	LOPEZ Martin	ARG	27 SEP 1973
2	SIEGERT Esteban	COL	28 AUG 1979
3	MIRANDA Francisco	CHI	10 JAN 1979
4	LAMADRID Carlos	MEX	23 JAN 1985
5	RENOSTO Jorge	ARG	29 SEP 1974
6	RIZO PATRON Antenor	PER	29 APR 1984
7	DODD Ryan	CAN	21 NOV 1984
8	MESA Jose	COL	31 MAR 1979
9	NEVES Felipe	BRA	19 APR 1989
10	MIRANDA Rodrigo	CHI	8 OCT 1981
11	NEVES Fernando	BRA	19 APR 1984
12	ROSS Drew	CAN	23 APR 1970
13	LLEWELLYN Jaret	CAN	27 JUL 1970
14	JULIO Javier	ARG	16 AUG 1977
15	MIRANDA Felipe	CHI	10 MAY 1986
16	TRAVERS Jon	USA	7 FEB 1988
17	NELSON Arturo	MEX	4 FEB 1976



23 JUL 2007
9:00

Water Skiing
Esqui Acuático / Esqui Aquático

Men's Slalom
Slalom Hombres / Men's Slalom

Final
Final / Finale

Start List

Lista de Salida / Lista de Largada

PR 67.50 PARRISH Chris USA 17 AUG 2003 Santo Domingo(DOM)

Start Order	Name	NOC	Date of Birth
1	JULIO Javier	ARG	16 AUG 1977
2	NEVES Felipe	BRA	19 APR 1989
3	LAMADRID Carlos	MEX	23 JAN 1985
4	MESA Jose	COL	31 MAR 1979
5	MIRANDA Felipe	CHI	10 MAY 1986
6	NELSON Arturo	MEX	4 FEB 1976
7	NEVES Fernando	BRA	19 APR 1984
8	ROSS Drew	CAN	23 APR 1970



22 JUL 2007
13:20

Water Skiing
Esqui Acuático / Esqui Aquático

Men's Tricks
Figuras Hombres / Men's Tricks

Preliminary
Preliminar / Preliminair

Start List

Lista de Salida / Lista de Largada

WR	12400	LE FORESTIER Nicolas	FRA	4 SEP 2005	()
PR	10700	LLEWELLYN Jaret	CAN	17 AUG 2003	Santo Domingo(DOM)

Start Order	Name	NOC	Date of Birth
1	MIRANDA Rodrigo	CHI	8 OCT 1981
2	LOPEZ Martin	ARG	27 SEP 1973
3	GERIN Thiago	BRA	17 APR 1979
4	MIRANDA Francisco	CHI	10 JAN 1979
5	LAMADRID Carlos	MEX	23 JAN 1985
6	RENOSTO Jorge	ARG	29 SEP 1974
7	LLEWELLYN Jaret	CAN	27 JUL 1970
8	PICKOS Cory	USA	17 APR 1964
9	JULIO Javier	ARG	16 AUG 1977
10	FONT Sergio	MEX	12 OCT 1970
11	DODD Ryan	CAN	21 NOV 1984
12	MIRANDA Felipe	CHI	10 MAY 1986
13	SIEGERT Esteban	COL	28 AUG 1979

Legend:

WR World Record



Start List

Lista de Salida / Lista de Largada

WR	12400	LE FORESTIER Nicolas	FRA	4 SEP 2005	()
PR	10700	LLEWELLYN Jaret	CAN	17 AUG 2003	Santo Domingo(DOM)

Start Order	Name	NOC	Date of Birth
1	LAMADRID Carlos	MEX	23 JAN 1985
2	MIRANDA Francisco	CHI	10 JAN 1979
3	RENOSTO Jorge	ARG	29 SEP 1974
4	DODD Ryan	CAN	21 NOV 1984
5	MIRANDA Felipe	CHI	10 MAY 1986
6	FONT Sergio	MEX	12 OCT 1970
7	PICKOS Cory	USA	17 APR 1964
8	LLEWELLYN Jaret	CAN	27 JUL 1970

Legend:
WR World Record



Clube Dos Caiçaras
Clube Dos Caiçaras
Clube Dos Caiçaras

21 JUL 2007
13:00

Water Skiing
Esqui Acuático / Esqui Aquático

Men's WakeBoard
WakeBoard Hombres / Men's WakeBoard

Preliminary
Preliminar / Preliminair

Start List

Lista de Salida / Lista de Largada

Start Order	Name	NOC	Date of Birth
1	GIRARDI Marcelo	BRA	22 AUG 1982
2	SIEGERT Esteban	COL	28 AUG 1979
3	BONARD Alfredo	ECU	12 AUG 1988
4	BUSKAS Brad	CAN	1 JAN 1980
5	GREMION ORTIZ Daniel	MEX	11 SEP 1986
6	HAIR Austin	USA	14 SEP 1987
7	MARTIN Edgardo	ARG	6 JUL 1975



23 JUL 2007
11:50

Water Skiing

Esqui Acuático / Esqui Acuático

Men's WakeBoard

WakeBoard Hombres / Men's WakeBoard

Final

Final / Finale

Start List

Lista de Salida / Lista de Largada

Start Order	Name	NOC	Date of Birth
1	HAIR Austin	USA	14 SEP 1987
2	GREMION ORTIZ Daniel	MEX	11 SEP 1986
3	BONARD Alfredo	ECU	12 AUG 1988
4	MARTIN Edgardo	ARG	6 JUL 1975
5	BUSKAS Brad	CAN	1 JAN 1980
6	GIRARDI Marcelo	BRA	22 AUG 1982

Results

Resultados / Resultados

CORRECTED

As of 24 JUL 2007

WR	73.00	KRUEGER Freddy	USA	29 MAY 2005	()
PR	67.00	KRUEGER Freddy	USA	17 AUG 2003	Santo Domingo(DOM)

Rk	Name	NOC	Jump 1	Jump 2	Jump 3	Total
1	LLEWELLYN Jaret	CAN	46.50	66.00	66.10	66.10 Q
2	DODD Ryan	CAN	62.80	60.90	63.90	63.90 Q
3	MIRANDA Rodrigo	CHI	56.00	55.30	59.30	59.30 Q
4	SIEGERT Esteban	COL	55.70	54.60	57.10	57.10 Q
5	MIRANDA Felipe	CHI	0.00	45.30	56.70	56.70 Q
6	GERIN Thiago	BRA	46.30	49.20	52.80	52.80 Q
7	MIRANDA Francisco	CHI	43.10	46.50	51.70	51.70
8	TRAVERS Jon	USA	41.60	46.80	44.90	46.80 Q
9	LOPEZ Martin	ARG	38.30	42.40	43.10	43.10 Q
	JULIO Javier	ARG				DNS
	RENOSTO Jorge	ARG				DNS
	LAMADRID Carlos	MEX				DNS

Legend:

DNS Did Not Start **Q** Qualified to next phase **Rk** Ranking **WR** World Record

The third jump of Thiago Gerin has been corrected. Only 2 athletes per NOC can qualify for the Final.

Results

Resultados / Resultados

As of 24 JUL 2007

WR	73.00	KRUEGER Freddy	USA	29 MAY 2005	()
PR	67.00	KRUEGER Freddy	USA	17 AUG 2003	Santo Domingo(DOM)

Rk	Name	NOC	Jump 1	Jump 2	Jump 3	Total
1	LLEWELLYN Jaret	CAN	65.40	65.20	60.10	65.40
2	DODD Ryan	CAN	62.60	64.30	63.90	64.30
3	MIRANDA Rodrigo	CHI	50.40	61.20		61.20
4	SIEGERT Esteban	COL	54.20	52.60	59.20	59.20
5	GERIN Thiago	BRA	46.40	51.90	52.30	52.30
6	TRAVERS Jon	USA	43.90	47.10	45.70	47.10
7	MIRANDA Felipe	CHI	46.30			46.30
8	LOPEZ Martin	ARG	43.20	45.10	41.60	45.10

Legend:

Rk Ranking **WR** World Record

**Clube Dos Caiçaras**Clube Dos Caiçaras
Clube Dos Caiçaras21 JUL 2007
9:00**Water Skiing**

Esqui Acuático / Esqui Aquático

Men's Slalom

Slalom Hombres / Men's Slalom

Preliminary

Preliminar / Preliminair

Results

Resultados / Resultados

As of 21 JUL 2007

PR 67.50 PARRISH Chris USA 17 AUG 2003 Santo Domingo(DOM)

Rk	Name	NOC	Round 1	Total
1	MESA Jose	COL		57.00 Q
1	NEVES Fernando	BRA		57.00 Q
1	ROSS Drew	CAN		57.00 Q
1	MIRANDA Felipe	CHI		57.00 Q
1	NELSON Arturo	MEX		57.00 Q
6	LAMADRID Carlos	MEX		56.00 Q
7	NEVES Felipe	BRA		54.50 Q
8	JULIO Javier	ARG		53.50 Q
9	MIRANDA Francisco	CHI		52.00
10	SIEGERT Esteban	COL		49.00
11	LLEWELLYN Jaret	CAN		48.50
12	RIZO PATRON Antenor	PER		45.50
13	TRAVERS Jon	USA		44.50
14	LOPEZ Martin	ARG		41.00
15	RENOSTO Jorge	ARG		40.00
16	MIRANDA Rodrigo	CHI		0.00
	DODD Ryan	CAN		DNS

Legend:

DNS	Did Not Start	Q	Qualified to next phase	Rk	Ranking
------------	---------------	----------	-------------------------	-----------	---------



23 JUL 2007
9:00

Water Skiing
Esqui Acuático / Esqui Acuático

Men's Slalom
Slalom Hombres / Men's Slalom

Final
Final / Finale

Results

Resultados / Resultados

As of 23 JUL 2007

PR 67.50 PARRISH Chris USA 17 AUG 2003 Santo Domingo(DOM)

Rk	Name	NOC	Round 1	Total
1	ROSS Drew	CAN	(2.00/55/11.25) 38.00	38.00
2	MESA Jose	COL	(1.50/55/11.25) 37.50	37.50
3	MIRANDA Felipe	CHI	(0.50/55/11.25) 36.50	36.50
4	NELSON Arturo	MEX	(0.50/55/11.25) 36.50	36.50
5	NEVES Fernando	BRA	(5.00/55/12.00) 35.00	35.00
6	LAMADRID Carlos	MEX	(4.00/55/12.00) 34.00	34.00
7	NEVES Felipe	BRA	(0.50/55/12.00) 30.50	30.50
8	JULIO Javier	ARG	(2.50/55/14.25) 2.50	2.50

Legend:

Rk Ranking

After a Run-Off the 3rd place goes to Felipe Miranda (CHI) and the 4th to Arturo Nelson (MEX)

Results

Resultados / Resultados

As of 22 JUL 2007

WR	12400	LE FORESTIER Nicolas	FRA	4 SEP 2005	()
PR	10700	LLEWELLYN Jaret	CAN	17 AUG 2003	Santo Domingo (DOM)

Rk	Name	NOC	Pass. 1	Pass. 2	Total	
1	LLEWELLYN Jaret	CAN	4870	5690	10560	Q
2	PICKOS Cory	USA	4330	5370	9700	Q
3	FONT Sergio	MEX	4340	4130	8470	Q
4	MIRANDA Felipe	CHI	3330	4410	7740	Q
5	DODD Ryan	CAN	3530	4120	7650	Q
6	RENOSTO Jorge	ARG	3720	3390	7110	Q
7	MIRANDA Francisco	CHI	3100	3800	6900	Q
8	LAMADRID Carlos	MEX	2440	3060	5500	Q
9	MIRANDA Rodrigo	CHI	1360	3820	5180	
10	SIEGERT Esteban	COL	750	3570	4320	
11	GERIN Thiago	BRA	760	2830	3590	
	JULIO Javier	ARG				DNS
	LOPEZ Martin	ARG				DNS

Legend:

DNS Did Not Start **Q** Qualified to next phase **Rk** Ranking **WR** World Record



Results

Resultados / Resultados

As of 24 JUL 2007

WR	12400	LE FORESTIER Nicolas	FRA	4 SEP 2005	()
PR	11040	LLEWELLYN Jaret	CAN	22 JUL 2007	Rio de Janeiro(BRA)

Rk	Name	NOC	Pass. 1	Pass. 2	Total
1	LLEWELLYN Jaret	CAN	4870	6170	11040 PR
2	PICKOS Cory	USA	4970	5680	10650
3	DODD Ryan	CAN	3810	5770	9580
4	FONT Sergio	MEX	4410	4830	9240
5	MIRANDA Felipe	CHI	4070	4680	8750
6	RENOSTO Jorge	ARG	4570	3860	8430
7	LAMADRID Carlos	MEX	4260	850	5110
8	MIRANDA Francisco	CHI	2770	2300	5070

Legend:

Rk Ranking **WR** World Record



21 JUL 2007
13:00

Water Skiing
Esqui Acuático / Esqui Aquático

Men's WakeBoard
WakeBoard Hombres / Men's WakeBoard

Preliminary
Preliminar / Preliminair

Results

Resultados / Resultados

As of 21 JUL 2007

Rk	Name	NOC	Round 1	Total
1	GIRARDI Marcelo	BRA	80.50	80.50 Q
2	BUSKAS Brad	CAN	68.11	68.11 Q
3	MARTIN Edgardo	ARG	66.66	66.66 Q
4	BONARD Alfredo	ECU	53.88	53.88 Q
5	GREMION ORTIZ Daniel	MEX	40.00	40.00 Q
6	HAIR Austin	USA	38.77	38.77 Q
7	SIEGERT Esteban	COL	0.01	0.01

Legend:

Q Qualified to next phase Rk Ranking



23 JUL 2007
11:50

Water Skiing

Esqui Acuático / Esqui Acuático

Men's WakeBoard

WakeBoard Hombres / Men's WakeBoard

Final

Final / Finale

Results

Resultados / Resultados

As of 23 JUL 2007

Rk	Name	NOC	Round 1	Total
1	GIRARDI Marcelo	BRA	86.46	86.46
2	BUSKAS Brad	CAN	81.00	81.00
3	MARTIN Edgardo	ARG	76.98	76.98
4	HAIR Austin	USA	57.56	57.56
5	GREMION ORTIZ Daniel	MEX	49.00	49.00
6	BONARD Alfredo	ECU	47.78	47.78

Legend:

Rk Ranking



Water Skiing

Esqui Acuático / Esqui Aquático

Official Communication

Comunicación Oficial / Comunicação Oficial

Due to the strong winds the competition for Women Jump is suspended for safety reasons and the Competition Schedule is therefore delayed. The competition for Women Jump will restart once the winds stop.

Issued by:	Joao Bragança (Competition Manager)	This decision affects:	RESULTS	<input type="checkbox"/>
Time:	10:17		SCHEDULE	<input checked="" type="checkbox"/>
Date:	22 07 2007		OTHER	<input type="checkbox"/>



Water Skiing

Esqui Acuático / Esqui Aquático

Official Communication

Comunicación Oficial / Comunicação Oficial

The Competition for Men and Women Tricks will take place at the other side of the lake to avoid the strong winds. The schedule for these competitions is not affected by this situation. The Results System will operate in the same way as before.

Issued by:	Joao Bragança (Competition Manger)	This decision affects:	RESULTS	<input type="checkbox"/>
Time:	10:36		SCHEDULE	<input type="checkbox"/>
Date:	22 07 2007		OTHER	<input checked="" type="checkbox"/>



Water Skiing

Esqui Acuático / Esqui Aquático

Official Communication

Comunicación Oficial / Comunicação Oficial

Debido a fuertes vientos la Competición de Saltos Femenino se suspende por razones de seguridad y el horario de la competición por lo tanto se retrasa.

La Competición de Saltos Femenino recomenzará una vez que los vientos paren.

Issued by: Joao Bragança
Time: 11:08
Date: 22 07 2007

This decision affects:

RESULTS
SCHEDULE
OTHER

X



Official Communication
Comunicación Oficial / Comunicação Oficial

A Competição de Truques Masculino e Feminino foi transferida para o outro lado da lagoa para evitar fortes ventos.
A programação nao será afetada. O Sistema de Resultados continuará operando normalmente.

Issued by: Joao Bragança
Time: 11:39
Date: 22 07 2007

This decision affects:

RESULTS
SCHEDULE
OTHER

<input type="checkbox"/>
<input type="checkbox"/>
<input checked="" type="checkbox"/>



Water Skiing

Esqui Acuático / Esqui Aquático

Official Communication

Comunicación Oficial / Comunicação Oficial

Due to the strong winds the competition for Women Jump is suspended for safety reasons and the Competition Schedule is therefore delayed. The competition for Women Jump will restart once the winds stop.

Issued by:	Joao Bragança (Competition Manager)	This decision affects:	RESULTS	<input type="checkbox"/>
Time:	10:17		SCHEDULE	<input checked="" type="checkbox"/>
Date:	22 07 2007		OTHER	<input type="checkbox"/>



Water Skiing

Esqui Acuático / Esqui Aquático

Official Communication

Comunicación Oficial / Comunicação Oficial

Devido aos fortes ventos a Competição de Saltos para Mulheres está atrasada e foi suspensa por motivo de segurança. A Competição de Salto para Mulheres recomençará quando os ventos pararem.

Issued by: Joao Bragança (Competition Manger)
Time: 10:59
Date: 22 07 2007

This decision affects:

RESULTS
SCHEDULE
OTHER

X



Water Skiing

Esqui Acuático / Esqui Aquático

Official Communication

Comunicación Oficial / Comunicação Oficial

The Competition for Men and Women Tricks will take place at the other side of the lake to avoid the strong winds. The schedule for these competitions is not affected by this situation. The Results System will operate in the same way as before.

Issued by:	Joao Bragança (Competition Manger)	This decision affects:	RESULTS	<input type="checkbox"/>
Time:	10:36		SCHEDULE	<input type="checkbox"/>
Date:	22 07 2007		OTHER	<input checked="" type="checkbox"/>



Official Communication

Comunicación Oficial / Comunicação Oficial

A Competição de Truques Masculino e Feminino foi transferida para o outro lado da lagoa para evitar fortes ventos.
A programação não será afetada. O Sistema de Resultados continuará operando normalmente.

Issued by: Joao Bragança
Time: 11:39
Date: 22 07 2007

This decision affects:

RESULTS
SCHEDULE
OTHER

<input type="checkbox"/>
<input type="checkbox"/>
<input checked="" type="checkbox"/>

Official Communication

Comunicación Oficial / Comunicação Oficial

Due the weather conditions of Sunday July 22nd, the Men Jump Preliminary was postponed to Monday 23rd at 7:30 am.

Women Tricks Preliminary of Sunday July 22nd was cancelled and all the Athletes qualified to Final on Tuesday July 24th at 11:50 am.

Due all the changes of Sunday July 22nd, Monday's Schedule has changed:

7:30 Men Preliminary Jump

9:10 Women Slalom Final

10:00 Men Slalom Final

11:30 Men Wakeboard Final

The Candian Athlete Whitney McClintock could not jump due to the weather conditions. According Federation decision she qualifies at First to Final on Tuesday July 24th at 9:00 am.

On Sunday July 22nd, at 9:00 am started the Women Jump Competition and at 14:30 started the Men Tricks Competition.

Issued by: João Bragança
Time: 16:59
Date: 22 07 2007

This decision affects:

RESULTS
SCHEDULE
OTHER

X



Official Communication
Comunicación Oficial / Comunicação Oficial

Devido as condições climáticas de Domingo 22 de Julho a prova de Saltos Masculino foi adiada para segunda feira, dia 23 de Julho as 7:30 am.

A Preliminar da prova de Truques Feminino de Domingo foi cancelada e todas as atletas foram automaticamente classificadas para a Final nesta terça feira dia 24 de Julho que ocorrerá as 11:50 da manhã.

Devido as mudanças ocorridas no domingo 22 de Julho um novo cronograma estará valendo para segunda feira 23 de Julho:

7:30 Men Preliminary Jump
9:10 Women Slalom Final
10:00 Men Slalom Final
11:30 Men Wakeboard Final

A atleta canadense Whitney McClintock não pode realizar a prova de saltos devido aos fortes ventos. De acordo com a decisão da Federação a atleta se classificou como primeira para a Final de terça feira 24 de Julho as 9:00 da manhã.

Neste domingo 22 de Julho às 9:00 foi realizada a competição de Saltos Feminino e às 14:30 foi realizada a competição de Truques Masculino.

Issued by: João Bragança
Time: 17:11
Date: 22 07 2007

This decision affects:

RESULTS
SCHEDULE
OTHER

X



Water Skiing

Esqui Acuático / Esqui Aquático

Official Communication

Comunicación Oficial / Comunicação Oficial

Due to the strong winds, the Men's Jump Preliminary is postponed. The rest of the day's schedule will remain the same. For safety reasons the boat speed will be lower in the Slalom Finals.

Issued by: João Bragança
Time: 9:29
Date: 23 07 2007

This decision affects:

RESULTS
SCHEDULE
OTHER

<input type="checkbox"/>
<input checked="" type="checkbox"/>
<input type="checkbox"/>



Water Skiing

Esqui Acuático / Esqui Aquático

Official Communication

Comunicación Oficial / Comunicação Oficial

Devido aos fortes ventos, a Preliminar de Saltos Masculino foi prorrogada. A programação do resto do dia ocorrerá normalmente. Por motivos de segurança a velocidade da lancha será reduzida nas Finais de Slalom.

Issued by: João Bragança
Time: 9:34
Date: 23 07 2007

This decision affects:

RESULTS
SCHEDULE
OTHER

X

Medallists by Event

Medallistas por Evento / Medalhistas por Evento

After 7 of 7 Events
As of 24 JUL 2007

Event	Date	Medal	Name	NOC Code
Men's Slalom	23 JUL 2007	GOLD	ROSS Drew	CAN
		SILVER	MESA Jose	COL
		BRONZE	MIRANDA Felipe	CHI
Men's WakeBoard	23 JUL 2007	GOLD	GIRARDI Marcelo	BRA
		SILVER	BUSKAS Brad	CAN
		BRONZE	MARTIN Edgardo	ARG
Women's Slalom	23 JUL 2007	GOLD	McCLINTOCK Whitney	CAN
		SILVER	JAQUESS Regina	USA
		BRONZE	NIGHTINGALE Mandy	USA
Men's Jump	24 JUL 2007	GOLD	LLEWELLYN Jaret	CAN
		SILVER	DODD Ryan	CAN
		BRONZE	MIRANDA Rodrigo	CHI
Men's Tricks	24 JUL 2007	GOLD	LLEWELLYN Jaret	CAN
		SILVER	PICKOS Cory	USA
		BRONZE	DODD Ryan	CAN
Women's Jump	24 JUL 2007	GOLD	JAQUESS Regina	USA
		SILVER	McCLINTOCK Whitney	CAN
		BRONZE	NIGHTINGALE Mandy	USA
Women's Tricks	24 JUL 2007	GOLD	McCLINTOCK Whitney	CAN
		SILVER	NIGHTINGALE Mandy	USA
		BRONZE	JAQUESS Regina	USA

Medal Standings

Posiciones de Medallas / Posições das Medalhas

As of 24 JUL 2007

AFTER 7 OF 7 EVENTS

Rank	NOC	Men				Women				Total				Rank By Total
		G	S	B	Tot	G	S	B	Tot	G	S	B	Tot	
1	CAN - Canada	3	2	1	6	2	1		3	5	3	1	9	1
2	USA - United States of America		1		1	1	2	3	6	1	3	3	7	2
3	BRA - Brazil	1			1					1			1	=4
4	COL - Colombia		1		1						1		1	=4
5	CHI - Chile			2	2							2	2	3
6	ARG - Argentina			1	1							1	1	=4
Total:		4	4	4	12	3	3	3	9	7	7	7	21	

Legend:

= Equal sign indicates that two or more share the same rank by total

Tot Total

B Bronze

G Gold

S Silver

Levantamento de Peso
Levantamiento de Pesas
Weightlifting





Medallists

Medallistas / Medalhistas

Medal	Name	NOC
GOLD	VALENCIA Carolina	MEX - Mexico
SILVER	RIVAS Betsy	VEN - Venezuela
BRONZE	CANDELARIO Guillermina	DOM - Dominican Republic

**Riocentro - Pavilion 2**Riocentro Pabellón 2
Riocentro Pavilhão 215 JUL 2007
14:00**Weightlifting**

Levantamiento de Pesas / Levantamento de Peso

Women's 53 kg

Mujeres 53 kg / Feminino 53 kg

Medallists

Medallistas / Medalhistas

Medal	Name	NOC
GOLD	CONTRERAS Yudelquis	DOM - Dominican Republic
SILVER	LEMOS Ana Margot	COL - Colombia
BRONZE	ROACH Melanie	USA - United States of America

**Riocentro - Pavilion 2**Riocentro Pabellón 2
Riocentro Pavilhão 215 JUL 2007
18:00**Weightlifting**

Levantamiento de Pesas / Levantamento de Peso

Women's 58 kg

Mujeres 58 kg / Feminino 58 kg

Medallists

Medallistas / Medalhistas

Medal	Name	NOC
GOLD	ESCOBAR Alejandra	ECU - Ecuador
SILVER	VILLAR Rusmeris	COL - Colombia
BRONZE	FLORIDDIA Maria Cecilia	ARG - Argentina

**Riocentro - Pavilion 2**Riocentro Pabellón 2
Riocentro Pavilhão 216 JUL 2007
16:00**Weightlifting**

Levantamiento de Pesas / Levantamento de Peso

Women's 63 kg

Mujeres 63 kg / Feminino 63 kg

Medallists

Medallistas / Medalhistas

Medal	Name	NOC
GOLD	SOLIS Leidy Yessenia	COL - Colombia
SILVER	GIRARD Christine	CAN - Canada
BRONZE	WOOLFOLK Natalie	USA - United States of America



Medallists

Medallistas / Medalhistas

Medal	Name	NOC
GOLD	MEDINA Ángela	COL - Colombia
SILVER	DOMINGUEZ Cinthya Vanessa	MEX - Mexico
BRONZE	NUÑEZ Vanessa	VEN - Venezuela



Medallists

Medallistas / Medalhistas

Medal	Name	NOC
GOLD	VALOYES Ubalдина	COL - Colombia
SILVER	AGUIRRE Damaris Gabriela	MEX - Mexico
BRONZE	DIMAS Eva	ESA - El Salvador



Medallists

Medallistas / Medalhistas

Medal	Name	NOC
GOLD	NIEVE Seledina	ECU - Ecuador
SILVER	VARGAS Emmy	USA - United States of America
BRONZE	BURGOS Yinelis Burgos	DOM - Dominican Republic

**Riocentro - Pavilion 2**Riocentro Pabellón 2
Riocentro Pavilhão 214 JUL 2007
14:00**Weightlifting**

Levantamiento de Pesas / Levantamento de Peso

Men's 56 kg

Hombres 56 kg / Masculino 56 kg

Medallists

Medallistas / Medalhistas

Medal	Name	NOC
GOLD	ALVAREZ Sergio	CUB - Cuba
SILVER	LOPEZ Marvin	ESA - El Salvador
BRONZE	ITURRA Jaime	CHI - Chile

**Riocentro - Pavilion 2**Riocentro Pabellón 2
Riocentro Pavilhão 214 JUL 2007
18:00**Weightlifting**

Levantamiento de Pesas / Levantamento de Peso

Men's 62 kg

Hombres 62 kg / Masculino 62 kg

Medallists

Medallistas / Medalhistas

Medal	Name	NOC
GOLD	SALAZAR Diego	COL - Colombia
SILVER	MOGOLLON Miñan	PER - Peru
BRONZE	MENDOZA David	HON - Honduras

**Riocentro - Pavilion 2**Riocentro Pabellón 2
Riocentro Pavilhão 215 JUL 2007
16:00**Weightlifting**

Levantamiento de Pesas / Levantamento de Peso

Men's 69 kg

Hombres 69 kg / Masculino 69 kg

Medallists

Medallistas / Medalhistas

Medal	Name	NOC
GOLD	BORRERO Yordanis	CUB - Cuba
SILVER	MOSQUERA Edwin Orlando	COL - Colombia
BRONZE	FLORES Ricardo	ECU - Ecuador

**Riocentro - Pavilion 2**Riocentro Pabellón 2
Riocentro Pavilhão 216 JUL 2007
14:00**Weightlifting**

Levantamiento de Pesas / Levantamento de Peso

Men's 77 kg

Hombres 77 kg / Masculino 77 kg

Medallists

Medallistas / Medalhistas

Medal	Name	NOC
GOLD	CAMBAR Ivan	CUB - Cuba
SILVER	OCANDO Jose	VEN - Venezuela
BRONZE	MEJIA Octavio	VEN - Venezuela

**Riocentro - Pavilion 2**Riocentro Pabellón 2
Riocentro Pavilhão 216 JUL 2007
18:00**Weightlifting**

Levantamiento de Pesas / Levantamento de Peso

Men's 85 kg

Hombres 85 kg / Masculino 85 kg

Medallists

Medallistas / Medalhistas

Medal	Name	NOC
GOLD	RUIZ José Oliver	COL - Colombia
SILVER	VALLADARES Jadier	CUB - Cuba
BRONZE	MARQUEZ Herbis	VEN - Venezuela

**Riocentro - Pavilion 2**Riocentro Pabellón 2
Riocentro Pavilhão 217 JUL 2007
16:00**Weightlifting**

Levantamiento de Pesas / Levantamento de Peso

Men's 94 kg

Hombres 94 kg / Masculino 94 kg

Medallists

Medallistas / Medalhistas

Medal	Name	NOC
GOLD	HERNANDEZ Yomandrys	CUB - Cuba
SILVER	LUNA Julio	VEN - Venezuela
BRONZE	TORRES Wilmer Herman	COL - Colombia

**Riocentro - Pavilion 2**Riocentro Pabellón 2
Riocentro Pavilhão 218 JUL 2007
14:00**Weightlifting**

Levantamiento de Pesas / Levantamento de Peso

Men's 105 kg

Hombres 105 kg / Masculino 105 kg

Medallists

Medallistas / Medalhistas

Medal	Name	NOC
GOLD	MACKENZIE Joel	CUB - Cuba
SILVER	STETSIUK Pedro	ARG - Argentina
BRONZE	MAFRA Fabricio	BRA - Brazil

**Riocentro - Pavilion 2**Riocentro Pabellón 2
Riocentro Pavilhão 218 JUL 2007
18:00**Weightlifting**

Levantamiento de Pesas / Levantamento de Peso

Men's +105 kg

Hombres +105 kg / Masculino +105 kg

Medallists

Medallistas / Medalhistas

Medal	Name	NOC
GOLD	ESCALANTE Cristian	CHI - Chile
SILVER	BURGENER Casey	USA - United States of America
BRONZE	HEREDIA Victor	VEN - Venezuela

Medal Standings

Posiciones de Medallas / Posições das Medalhas

AFTER 15 OF 15 EVENTS

As of 18 JUL 2007

Rank	NOC	Men				Women				Total				Rank By Total
		G	S	B	Tot	G	S	B	Tot	G	S	B	Tot	
1	COL - Colombia	2	1	1	4	3	2		5	5	3	1	9	1
2	CUB - Cuba	5	1		6					5	1		6	3
3	ECU - Ecuador			1	1	2			2	2		1	3	=5
4	MEX - Mexico					1	2		3	1	2		3	=5
5	DOM - Dominican Republic					1		2	3	1		2	3	=5
6	CHI - Chile	1		1	2					1		1	2	=8
7	VEN - Venezuela		2	3	5		1	1	2		3	4	7	2
8	USA - United States of America		1		1		1	2	3		2	2	4	4
9	ARG - Argentina		1		1			1	1		1	1	2	=8
9	ESA - El Salvador		1		1			1	1		1	1	2	=8
11	CAN - Canada						1		1		1		1	=11
11	PER - Peru		1		1						1		1	=11
13	BRA - Brazil			1	1							1	1	=11
13	HON - Honduras			1	1							1	1	=11
Total		8	8	8	24	7	7	7	21	15	15	15	45	

Legend:

G Gold **S** Silver **B** Bronze **Tot** Total
= Equal sign indicates that two or more NOCs share the same rank by total

Unofficial Team Classification

Clasificación No Oficial - Equipos / Classificação Não Oficial das Equipes

As of 18 JUL 2007

Rank	NOC Code	Points / Number of Participants							Total
		48 kg	53 kg	58 kg	63 kg	69 kg	75 kg	+75 kg	
1	COL		5/1	5/1	7/1	7/1	7/1		31/5
2	VEN	5/1	3/1	3/1		4/1	3/1		18/5
3	DOM	4/1	7/1	/1			2/1	4/1	17/5
3	MEX	7/1		/1	/1	5/1	5/1		17/5
5	ECU			7/1				7/1	14/2
5	USA		4/1	1/1	4/1			5/1	14/4
7	BRA	/1	1/2	/1	3/1	5/2			9/7
8	CAN			/1	7/2	/1			7/4
9	ARG			4/1					4/1
9	ESA						4/1		4/1
9	PUR		2/1	2/1	/1				4/3
12	PER				/1			3/1	3/2
12	CHI	/1				/1	1/1	2/1	3/4
14	CUB				1/1	/1		1/1	2/3
15	TRI					1/1			1/1
	BOL							/1	/1
	NCA		/1						/1
	Total:	5	8	10	9	9	6	7	54

1st place= 7 points, 2nd place = 5 points, 3rd place =4 points, 4th place =3 points, 5th place =2 points, 6th place =1 point

Note:

First number in cell represents points that participants from NOC got in a bodyweight category; second number in cell represents number of participants from NOC in a bodyweight category. Total represents the total number of participants for that bodyweight category.

Unofficial Team Classification

Clasificación No Oficial - Equipos / Classificação Não Oficial das Equipes

As of 18 JUL 2007

Rank	NOC Code	Points / Number of Participants								Total
		56 kg	62 kg	69 kg	77 kg	85 kg	94 kg	105 kg	+105 kg	
1	CUB	7/1		7/1	7/1	5/1	7/1	7/1		40/6
2	COL	/1	7/1	5/1	3/1	7/1	4/1			26/6
3	VEN			2/1	9/2	4/1	5/1		4/1	24/6
4	USA				3/2	3/1	2/1		5/1	13/5
5	BRA		3/1	1/1		/1	/2	6/2	2/1	12/8
6	CHI	4/1						/1	7/1	11/3
7	ECU			4/1	/1		3/1	/1	3/1	10/5
8	ARG						1/1	8/2		9/3
9	DOM			3/1		2/1	/1		1/1	6/4
10	PER		5/1							5/1
10	ESA	5/1		/1						5/2
12	HON		4/1							4/1
12	GUA	3/1						1/1		4/2
14	CAN					1/1	/1	/1		1/3
	BAR							/1		/1
	MEX			/1	/1					/2
	NCA			/1				/1		/2
	PAN			/1	/1					/2
	URU				/1	/1				/2
	Total:	5	4	10	10	8	10	11	6	64

1st place= 7 points, 2nd place = 5 points, 3rd place =4 points, 4th place =3 points, 5th place =2 points, 6th place =1 point

Note:

First number in cell represents points that participants from NOC got in a bodyweight category; second number in cell represents number of participants from NOC in a bodyweight category. Total represents the total number of participants for that bodyweight category.

Records Broken

Quiebra de Récorde / Recordes Quebrados

As of 19 JUL 2007

1. WOMEN

Cat.	Record Result		Name	NOC Code	Date of Birth	Date	Record Type		
							WR	PR	JWR
48 kg	Snatch	78 kg	VALENCIA Carolina	MEX	9 FEB 1985	14 JUL		+	
							Snatch records: 1		
							Records in 48 kg		
53 kg	Snatch	86 kg	CONTRERAS Yudelquis	DOM	27 MAR 1986	15 JUL		+	
53 kg	Snatch	90 kg	CONTRERAS Yudelquis	DOM	27 MAR 1986	15 JUL		+	
53 kg	Snatch	95 kg	CONTRERAS Yudelquis	DOM	27 MAR 1986	15 JUL		+	
							Snatch records: 3		
53 kg	Clean & Jerk	112 kg	CONTRERAS Yudelquis	DOM	27 MAR 1986	15 JUL		+	
							Clean & Jerk records: 1		
53 kg	Total	202 kg	CONTRERAS Yudelquis	DOM	27 MAR 1986	15 JUL		+	
53 kg	Total	207 kg	CONTRERAS Yudelquis	DOM	27 MAR 1986	15 JUL		+	
							Total records: 2		
							Records in 53 kg		
58 kg	Snatch	96 kg	ESCOBAR Alejandra	ECU	17 JUL 1980	15 JUL		+	
58 kg	Snatch	98 kg	ESCOBAR Alejandra	ECU	17 JUL 1980	15 JUL		+	
							Snatch records: 2		
58 kg	Clean & Jerk	122 kg	ESCOBAR Alejandra	ECU	17 JUL 1980	15 JUL		+	
58 kg	Clean & Jerk	125 kg	ESCOBAR Alejandra	ECU	17 JUL 1980	15 JUL		+	
							Clean & Jerk records: 2		
58 kg	Total	215 kg	ESCOBAR Alejandra	ECU	17 JUL 1980	15 JUL		+	
58 kg	Total	220 kg	ESCOBAR Alejandra	ECU	17 JUL 1980	15 JUL		+	
58 kg	Total	223 kg	ESCOBAR Alejandra	ECU	17 JUL 1980	15 JUL		+	
							Total records: 3		
							Records in 58 kg		
63 kg	Snatch	97 kg	SOLIS Leidy Yessenia	COL	17 FEB 1990	16 JUL		+	
63 kg	Snatch	98 kg	WOOLFOLK Natalie	USA	7 NOV 1983	16 JUL		+	
63 kg	Snatch	100 kg	SOLIS Leidy Yessenia	COL	17 FEB 1990	16 JUL		+	
							Snatch records: 3		
63 kg	Clean & Jerk	120 kg	GIRARD Christine	CAN	3 JAN 1985	16 JUL		+	
63 kg	Clean & Jerk	124 kg	SOLIS Leidy Yessenia	COL	17 FEB 1990	16 JUL		+	
63 kg	Clean & Jerk	127 kg	GIRARD Christine	CAN	3 JAN 1985	16 JUL		+	
							Clean & Jerk records: 3		
63 kg	Total	213 kg	WOOLFOLK Natalie	USA	7 NOV 1983	16 JUL		+	
63 kg	Total	214 kg	GIRARD Christine	CAN	3 JAN 1985	16 JUL		+	
63 kg	Total	220 kg	SOLIS Leidy Yessenia	COL	17 FEB 1990	16 JUL		+	
63 kg	Total	224 kg	SOLIS Leidy Yessenia	COL	17 FEB 1990	16 JUL		+	
							Total records: 4		
							Records in 63 kg		
69 kg	Snatch	108 kg	MEDINA Ángela	COL	18 MAR 1983	17 JUL		+	
							Snatch records: 1		
							Records in 69 kg		

Records Broken

Quiebra de Récordes / Recordes Quebrados

As of 19 JUL 2007

Cat.	Record Result		Name	NOC Code	Date of Birth	Date	Record Type		
							WR	PR	JWR
75 kg	Snatch	109 kg	VALOYES Ubaldina	COL	6 JUL 1982	17 JUL		+	
75 kg	Snatch	112 kg	VALOYES Ubaldina	COL	6 JUL 1982	17 JUL		+	
Snatch records: 2								2	
75 kg	Clean & Jerk	135 kg	AGUIRRE Damaris Gabriela	MEX	25 JUL 1973	17 JUL		+	
75 kg	Clean & Jerk	138 kg	VALOYES Ubaldina	COL	6 JUL 1982	17 JUL		+	
Clean & Jerk records: 2								2	
75 kg	Total	242 kg	VALOYES Ubaldina	COL	6 JUL 1982	17 JUL		+	
75 kg	Total	247 kg	VALOYES Ubaldina	COL	6 JUL 1982	17 JUL		+	
75 kg	Total	250 kg	VALOYES Ubaldina	COL	6 JUL 1982	17 JUL		+	
Total records: 3								3	
Records in 75 kg								7	
+75 kg	Clean & Jerk	150 kg	NIEVE Seledina	ECU	25 NOV 1977	18 JUL		+	
Clean & Jerk records: 1								1	
Records in +75 kg								1	
Sum of records: 33								33	

2. MEN

56 kg	Snatch	118 kg	ALVAREZ Sergio	CUB	11 OCT 1979	14 JUL		+	
56 kg	Snatch	120 kg	ALVAREZ Sergio	CUB	11 OCT 1979	14 JUL		+	
Snatch records: 2								2	
56 kg	Clean & Jerk	151 kg	ALVAREZ Sergio	CUB	11 OCT 1979	14 JUL		+	
Clean & Jerk records: 1								1	
56 kg	Total	271 kg	ALVAREZ Sergio	CUB	11 OCT 1979	14 JUL		+	
Total records: 1								1	
Records in 56 kg								4	
77 kg	Snatch	151 kg	MEJIA Octavio	VEN	21 JUL 1982	16 JUL		+	
77 kg	Snatch	154 kg	IDROVO Julio	ECU	15 MAR 1981	16 JUL		+	
77 kg	Snatch	156 kg	CAMBAR Ivan	CUB	29 DEC 1983	16 JUL		+	
Snatch records: 3								3	
Records in 77 kg								3	
85 kg	Clean & Jerk	203 kg	RUIZ José Oliver	COL	18 SEP 1974	16 JUL		+	
Clean & Jerk records: 1								1	
85 kg	Total	363 kg	VALLADARES Jadier	CUB	11 OCT 1982	16 JUL		+	
Total records: 1								1	
Records in 85 kg								2	
94 kg	Clean & Jerk	221 kg	HERNANDEZ Yomandrys	CUB	25 MAY 1980	17 JUL		+	
Clean & Jerk records: 1								1	
Records in 94 kg								1	
+105 kg	Snatch	177 kg	ESCALANTE Cristian	CHI	11 SEP 1976	18 JUL		+	
+105 kg	Snatch	180 kg	ESCALANTE Cristian	CHI	11 SEP 1976	18 JUL		+	
Snatch records: 2								2	

Records Broken

Quiebra de Récorde / Recordes Quebrados

As of 19 JUL 2007

Cat.	Record Result		Name	NOC Code	Date of Birth	Date	Record Type		
							WR	PR	JWR
+105 kg	Clean & Jerk	211 kg	ARTEAGA Julio	ECU	9 MAR 1986	18 JUL		+	
+105 kg	Clean & Jerk	215 kg	BURGENER Casey	USA	15 AUG 1982	18 JUL		+	
+105 kg	Clean & Jerk	221 kg	ESCALANTE Cristian	CHI	11 SEP 1976	18 JUL		+	
Clean & Jerk records: 3								3	
+105 kg	Total	387 kg	ESCALANTE Cristian	CHI	11 SEP 1976	18 JUL		+	
+105 kg	Total	392 kg	BURGENER Casey	USA	15 AUG 1982	18 JUL		+	
+105 kg	Total	395 kg	ESCALANTE Cristian	CHI	11 SEP 1976	18 JUL		+	
+105 kg	Total	401 kg	ESCALANTE Cristian	CHI	11 SEP 1976	18 JUL		+	
Total records: 4								4	
Records in +105 kg								9	
Sum of records: 19								19	

Legend:

PR Panam Record

WR World Record

JWR Junior World Record

Statistics

Estadísticas / Estatísticas

As of 16 JUL 2007

NOC	Men									Women							Total		
	56	62	69	77	85	94	105	+105	Total	48	53	58	63	69	75	+75		Total	
ARG - Argentina						1	2		3			1						1	4
BAR - Barbados							1		1										1
BOL - Bolivia																1		1	1
BRA - Brazil		1	1		1	2	2	1	8	1	2	1	1	2				7	15
CAN - Canada					1	1	1		3			1	2	1				4	7
CHI - Chile	1						1	1	3	1				1	1	1		4	7
COL - Colombia	1	1	1	1	1	1			6		1	1	1	1	1			5	11
CUB - Cuba	1		1	1	1	1	1		6				1	1		1		3	9
DOM - Dominican Republic			1		1	1		1	4	1	1	1			1	1		5	9
ECU - Ecuador			1	1		1	1	1	5			1				1		2	7
ESA - El Salvador	1		1						2						1			1	3
GUA - Guatemala	1						1		2										2
HON - Honduras		1							1										1
MEX - Mexico			1	1					2	1		1	1	1	1			5	7
NCA - Nicaragua			1		1		1		3		1							1	4
PAN - Panama			1	1					2										2
PER - Peru		1							1				1			1		2	3
PUR - Puerto Rico											1	1	1					3	3
TRI - Trinidad & Tobago														1				1	1
URU - Uruguay				1	1				2										2
USA - United States				2	1	1		1	5		1	1	1			1		4	9
VEN - Venezuela			1	2	1	1		1	6	1	1	1		1	1			5	11
Total: 22	5	4	10	10	9	10	11	6	65	5	8	10	9	9	6	7	54	119	



Riocentro - Pavilion 2
Riocentro Pabellón 2
Riocentro Pavilhão 2

14 JUL 2007
16:00

Weightlifting
Levantamiento de Pesas / Levantamento de Peso

Women's 48 kg
Women's 48 kg / Women's 48 kg

Group A
Grupo A / Grupo A

Start List

Lista de Salida / Lista de Largada

WEIGH-IN Start: 14:00

COMPETITION Start: 16:00

Bib Number	Lot No.	Name	NOC Code	Date of Birth	Entry Total
1	14	CANDELARIO G	DOM	19 AUG 1973	150
2	86	RIVAS Betsy	VEN	2 OCT 1986	160
3	90	VARGAS Lorena	CHI	12 MAR 1985	150
4	101	CAMPEIRO Aline	BRA	16 OCT 1980	145
5	115	VALENCIA Carolina	MEX	9 FEB 1985	180

TECHNICAL DELEGATE:

AJAN Tamas (HUN)

PRESIDENT OF JURY:

BASILIO MIGUEL CHALAK (ARG)

MEMBERS OF JURY:

CHONG Will Min (PAN)

TALIC Mladan (CAN)

ZULUAGA Carmen (COL)

del FRADE DIAZ Marcelino (CUB)

TECHNICAL CONTROLLERS:

HARTHEY Cristian (CHI)

LEE Idelfonso (PAN)

SECRETARIES:

MONTERO Enrique (BRA)



Final Results

Resultados Finales / Resultados Finais

Place	Name	NOC Code	Year of Birth	Group	Body Weight	SNATCH				CLEAN & JERK				TOTAL
						1	2	3	Result	1	2	3	Result	
1	VALENCIA Carolina	MEX	1985	A	47.65	73	78	78	78	90	95	97	90	168
2	RIVAS Betsy	VEN	1986	A	47.65	66	68	70	70	85	89	92	92	162
3	CANDELARIO Guillermina	DOM	1973	A	47.25	66	66	66	66	82	89	96	89	155
	VARGAS Lorena	CHI	1985	A	47.20	64	64	64	---	---	---	---	---	DNF
	CAMPEIRO Aline	BRA	1980	A	47.65	67	67	70	70	80	---	---	---	DNF

New Records:

48 kg Snatch 78 kg VALENCIA Carolina MEX PR

Legend:

DNF Did Not Finish	DNS Did Not Start	DSQ Disqualified
PR Panam Record	WR World Record	JWR Junior World Record

**Riocentro - Pavilion 2**RioCentro Pabellón 2
RioCentro Pavilhão 215 JUL 2007
14:00**Weightlifting**

Levantamiento de Pesas / Levantamento de Peso

Women's 53 kg

Women's 53 kg / Women's 53 kg

Group A

Grupo A / Grupo A

Start List

Lista de Salida / Lista de Largada

WEIGH-IN Start: 12:00**COMPETITION Start: 14:00**

Bib Number	Lot No.	Name	NOC Code	Date of Birth	Entry Total
1	15	SANTOS Rosane	BRA	20 JUN 1987	140
2	21	LAIA Valdirene	BRA	4 DEC 1984	140
3	53	ROACH Melanie	USA	15 DEC 1974	160
4	85	CONTRERAS Yudelquis	DOM	27 MAR 1986	204
5	97	ARROYO FIGUEROA	PUR	24 MAR 1977	165
6	110	LEMOS Ana Margot	COL	24 APR 1986	195
7	112	HENRIQUE Inmara	VEN	23 SEP 1981	170
8	118	ARTOLA Silvia	NCA	5 APR 1985	150

TECHNICAL DELEGATE:

AJAN Tamas (HUN)

PRESIDENT OF JURY:

BASILIO MIGUEL CHALAK (ARG)

MEMBERS OF JURY:

CHONG Will Min (PAN)

TALIC Mladan (CAN)

ZULUAGA Carmen (COL)

del FRADE DIAZ Marcelino (CUB)

TECHNICAL CONTROLLERS:

HARTHEY Cristian (CHI)

LEE Idelfonso (PAN)

SECRETARIES:

MONTERO Enrique (BRA)



Final Results

Resultados Finales / Resultados Finais

Place	Name	NOC Code	Year of Birth	Group	Body Weight	SNATCH				CLEAN & JERK				TOTAL
						1	2	3	Result	1	2	3	Result	
1	CONTRERAS Yudelquis	DOM	1986	A	52.75	86	90	95	95	107	112	112	112	207
2	LEMOS Ana Margot	COL	1986	A	52.65	80	84	84	84	102	106	111	106	190
3	ROACH Melanie	USA	1974	A	52.70	74	77	77	74	101	104	108	108	182
4	HENRIQUE Inmara	VEN	1981	A	52.70	75	77	78	78	100	103	105	103	181
5	ARROYO FIGUEROA Widalys	PUR	1977	A	52.70	70	75	75	70	95	100	105	100	170
6	LAIA Valdirene	BRA	1984	A	51.80	63	65	67	67	80	83	84	84	151
7	ARTOLA Silvia	NCA	1985	A	52.85	65	70	70	65	80	80	82	80	145
8	SANTOS Rosane	BRA	1987	A	52.15	67	71	71	67	77	77	77	77	144

New Records:

53 kg	Snatch	86 kg	CONTRERAS Yudelquis	DOM	PR
53 kg	Snatch	90 kg	CONTRERAS Yudelquis	DOM	PR
53 kg	Snatch	95 kg	CONTRERAS Yudelquis	DOM	PR
53 kg	Clean & Jerk	112 kg	CONTRERAS Yudelquis	DOM	PR
53 kg	Total	202 kg	CONTRERAS Yudelquis	DOM	PR
53 kg	Total	207 kg	CONTRERAS Yudelquis	DOM	PR

Legend:

DNF Did Not Finish
 PR Panam Record

DNS Did Not Start
 WR World Record

DSQ Disqualified
 JWR Junior World Record

**Riocentro - Pavilion 2**RioCentro Pabellón 2
RioCentro Pavilhão 215 JUL 2007
18:00**Weightlifting**

Levantamiento de Pesas / Levantamento de Peso

Women's 58 kg

Women's 58 kg / Women's 58 kg

Group A

Grupo A / Grupo A

Start List

Lista de Salida / Lista de Largada

WEIGH-IN Start: 16:00**COMPETITION Start: 18:00**

Bib Number	Lot No.	Name	NOC Code	Date of Birth	Entry Total
1	1	LEFEBVRE Valérie	CAN	1 JAN 1980	175
2	13	SILVA Eliane	BRA	25 APR 1981	150
3	19	VEGA MORALES Geralee	PUR	22 JUL 1986	195
4	43	FLORIDDIA MC	ARG	16 JUL 1980	185
5	57	ESCOBAR Alejandra	ECU	17 JUL 1980	215
6	66	VILLAR Rusmeris	COL	28 MAR 1983	205
7	78	BERUBE Jackie	USA	9 DEC 1971	180
8	103	GUICHO Quisia Yaneli	MEX	12 SEP 1987	185
9	108	LUGO Gretty	VEN	24 JUN 1977	190
10	111	de los SANTOS .	DOM	24 MAY 1991	180

TECHNICAL DELEGATE:

AJAN Tamas (HUN)

PRESIDENT OF JURY:

BASILIO MIGUEL CHALAK (ARG)

MEMBERS OF JURY:

CHONG Will Min (PAN)

TALIC Mladan (CAN)

ZULUAGA Carmen (COL)

del FRADE DIAZ Marcelino (CUB)

TECHNICAL CONTROLLERS:

HARTHEY Cristian (CHI)

LEE Idelfonso (PAN)

SECRETARIES:

MONTERO Enrique (BRA)

Final Results

Resultados Finales / Resultados Finais

Place	Name	NOC Code	Year of Birth	Group	Body Weight	SNATCH				CLEAN & JERK				TOTAL
						1	2	3	Result	1	2	3	Result	
1	ESCOBAR Alejandra	ECU	1980	A	57.35	92	96	98	98	117	122	125	125	223
2	VILLAR Rusmeris	COL	1983	A	57.05	88	90	92	90	110	114	114	114	204
3	FLORIDDIA Maria Cecilia	ARG	1980	A	57.45	86	90	92	90	107	110	110	110	200
4	LUGO Gretty	VEN	1977	A	57.55	85	88	88	88	108	108	110	108	196
5	VEGA MORALES Geralee	PUR	1986	A	57.80	85	85	85	85	110	118	118	110	195
6	BERUBE Jackie	USA	1971	A	57.85	83	86	88	86	100	105	108	105	191
7	de los SANTOS de la CRUZ Wilfrido	DOM	1991	A	57.35	80	80	84	84	108	108	106	106	190
8	GUICHO Quisia Yaneli	MEX	1987	A	58.00	78	82	82	82	103	108	108	103	185
9	LEFEBVRE Valérie	CAN	1980	A	57.75	75	78	78	78	93	96	98	98	176
10	SILVA Eliane	BRA	1981	A	57.00	70	75	78	75	90	90	90	90	165

New Records:

58 kg	Snatch	96 kg	ESCOBAR Alejandra	ECU	PR
58 kg	Snatch	98 kg	ESCOBAR Alejandra	ECU	PR
58 kg	Clean & Jerk	122 kg	ESCOBAR Alejandra	ECU	PR
58 kg	Clean & Jerk	125 kg	ESCOBAR Alejandra	ECU	PR
58 kg	Total	215 kg	ESCOBAR Alejandra	ECU	PR
58 kg	Total	220 kg	ESCOBAR Alejandra	ECU	PR
58 kg	Total	223 kg	ESCOBAR Alejandra	ECU	PR

Legend:

DNF	Did Not Finish	DNS	Did Not Start	DSQ	Disqualified
PR	Panam Record	WR	World Record	JWR	Junior World Record



Start List

Lista de Salida / Lista de Largada

WEIGH-IN Start: 14:00

COMPETITION Start: 16:00

Bib Number	Lot No.	Name	NOC Code	Date of Birth	Entry Total
1	8	AMORO Edilia	CUB	2 FEB 1987	150
2	29	ACOSTA Luz Mercedes	MEX	22 DEC 1980	220
3	31	WOOLFOLK Natalie	USA	7 NOV 1983	205
4	35	GUTIERREZ Gavy	PER	7 JUL 1988	160
5	39	GIRARD Christine	CAN	3 JAN 1985	222
6	83	FRANCISCO C. S	PUR	27 NOV 1977	205
7	94	WHALEN Tania	CAN	24 JAN 1981	190
8	98	LACERDA Liliane	BRA	17 AUG 1985	180
9	105	SOLIS Leidy Yessenia	COL	17 FEB 1990	230

TECHNICAL DELEGATE:

AJAN Tamas (HUN)

PRESIDENT OF JURY:

BASILIO MIGUEL CHALAK (ARG)

MEMBERS OF JURY:

CHONG Will Min (PAN)

TALIC Mladan (CAN)

ZULUAGA Carmen (COL)

del FRADE DIAZ Marcelino (CUB)

TECHNICAL CONTROLLERS:

HARTHEY Cristian (CHI)

LEE Idelfonso (PAN)

SECRETARIES:

MONTERO Enrique (BRA)

Final Results

Resultados Finales / Resultados Finais

Place	Name	NOC Code	Year of Birth	Group	Body Weight	SNATCH				CLEAN & JERK				TOTAL
						1	2	3	Result	1	2	3	Result	
1	SOLIS Leidy Yessenia	COL	1990	A	62.75	97	100	100	100	120	124	124	124	224
2	GIRARD Christine	CAN	1985	A	63.00	94	94	94	94	120	127	131	127	221
3	WOOLFOLK Natalie	USA	1983	A	62.60	98	98	100	98	110	115	117	115	213
4	LACERDA Liliane	BRA	1985	A	62.55	83	87	90	90	102	106	110	106	196
5	WHALEN Tania	CAN	1981	A	61.65	83	86	88	86	103	106	109	109	195
6	AMORO Edilia	CUB	1987	A	62.60	68	73	75	75	88	93	95	95	170
	ACOSTA Luz Mercedes	MEX	1980	A	62.50	97	97	97	---	---	---	---	---	DNF
	GUTIERREZ Gavy	PER	1988	A	62.05	67	70	70	---	---	---	---	---	DNF
	FRANCISCO CABRERA Solsiris	PUR	1977	A	62.40	92	92	92	---	---	---	---	---	DNF

New Records:

63 kg	Snatch	97 kg	SOLIS Leidy Yessenia	COL	PR
63 kg	Snatch	98 kg	WOOLFOLK Natalie	USA	PR
63 kg	Snatch	100 kg	SOLIS Leidy Yessenia	COL	PR
63 kg	Clean & Jerk	120 kg	GIRARD Christine	CAN	PR
63 kg	Clean & Jerk	124 kg	SOLIS Leidy Yessenia	COL	PR
63 kg	Clean & Jerk	127 kg	GIRARD Christine	CAN	PR
63 kg	Total	213 kg	WOOLFOLK Natalie	USA	PR
63 kg	Total	214 kg	GIRARD Christine	CAN	PR
63 kg	Total	220 kg	SOLIS Leidy Yessenia	COL	PR
63 kg	Total	224 kg	SOLIS Leidy Yessenia	COL	PR

Legend:

DNF Did Not Finish
PR Panam Record

DNS Did Not Start
WR World Record

DSQ Disqualified
JWR Junior World Record



Start List

Lista de Salida / Lista de Largada

WEIGH-IN Start: 12:00

COMPETITION Start: 14:00

Bib Number	Lot No.	Name	NOC Code	Date of Birth	Entry Total
1	42	BELTRAN Camila	CHI	20 NOV 1985	175
2	58	RAMSAY Laura	TRI	21 DEC 1965	172
3	76	FERREIRA Jaqueline	BRA	3 MAY 1987	180
4	80	MEDINA Ángela	COL	18 MAR 1983	240
5	88	DOMINGUEZ CV	MEX	29 OCT 1982	225
6	92	ROVIRA NEGRET Daimara	CUB	9 MAY 1985	160
7	96	BEAUCHEMIN-NAD.	CAN	13 OCT 1988	194
8	99	NUÑEZ Vanessa	VEN	16 OCT 1981	200
9	102	SANTOS Fabiana	BRA	11 MAR 1983	180

TECHNICAL DELEGATE:

AJAN Tamas (HUN)

PRESIDENT OF JURY:

BASILIO MIGUEL CHALAK (ARG)

MEMBERS OF JURY:

CHONG Will Min (PAN)

TALIC Mladan (CAN)

ZULUAGA Carmen (COL)

del FRADE DIAZ Marcelino (CUB)

TECHNICAL CONTROLLERS:

HARTHEY Cristian (CHI)

LEE Idelfonso (PAN)

SECRETARIES:

MONTERO Enrique (BRA)

Final Results

Resultados Finales / Resultados Finais

Place	Name	NOC Code	Year of Birth	Group	Body Weight	SNATCH				CLEAN & JERK				TOTAL
						1	2	3	Result	1	2	3	Result	
1	MEDINA Ángela	COL	1983	A	68.30	103	103	108	108	122	127	130	127	235
2	DOMINGUEZ Cinthya Vanessa	MEX	1982	A	69.00	95	95	95	95	110	110	115	115	210
3	NUÑEZ Vanessa	VEN	1981	A	63.65	90	90	92	90	108	108	109	109	199
4	FERREIRA Jaqueline	BRA	1987	A	63.90	85	90	90	90	100	105	109	109	199
5	SANTOS Fabiana	BRA	1983	A	67.50	83	88	88	88	107	107	107	107	195
6	RAMSAY Laura	TRI	1965	A	68.70	76	81	84	84	92	95	96	96	180
7	BELTRAN Camila	CHI	1985	A	67.10	80	80	80	80	97	101	101	97	177
8	ROVIRA NEGRET Daimara	CUB	1985	A	67.75	70	75	75	70	88	92	95	95	165
	BEAUCHEMIN-NADEAU Marie-EVAN	EVAN	1988	A	68.55	83	87	90	90	105	108	108	---	---

New Records:

69 kg Snatch 108 kg MEDINA Ángela COL PR

Legend:

DNF Did Not Finish
PR Panam Record

DNS Did Not Start
WR World Record

DSQ Disqualified
JWR Junior World Record



Start List

Lista de Salida / Lista de Largada

WEIGH-IN Start: 16:00

COMPETITION Start: 18:00

Bib Number	Lot No.	Name	NOC Code	Date of Birth	Entry Total
1	3	DOMINGUEZ Natividad	DOM	16 JAN 1984	220
2	24	VALOYES Ubaldina	COL	6 JUL 1982	345
3	26	POBLETE Elizabeth	CHI	28 SEP 1987	205
4	55	BELLORIN Claret	VEN	23 OCT 1980	210
5	65	AGUIRRE DG	MEX	25 JUL 1973	235
6	77	DIMAS Eva	ESA	18 MAR 1973	235

TECHNICAL DELEGATE:

AJAN Tamas (HUN)

PRESIDENT OF JURY:

BASILIO MIGUEL CHALAK (ARG)

MEMBERS OF JURY:

CHONG Will Min (PAN)

TALIC Mladan (CAN)

ZULUAGA Carmen (COL)

del FRADE DIAZ Marcelino (CUB)

TECHNICAL CONTROLLERS:

HARTHEY Cristian (CHI)

LEE Idelfonso (PAN)

SECRETARIES:

MONTERO Enrique (BRA)

Final Results

Resultados Finales / Resultados Finais

Place	Name	NOC Code	Year of Birth	Group	Body Weight	SNATCH				CLEAN & JERK				TOTAL
						1	2	3	Result	1	2	3	Result	
1	VALOYES Ubaldina	COL	1982	A	72.50	106	109	112	112	130	135	138	138	250
2	AGUIRRE Damaris Gabriela	MEX	1973	A	74.85	100	105	108	105	128	135	138	135	240
3	DIMAS Eva	ESA	1973	A	74.15	103	106	108	106	125	128	129	125	231
4	BELLORIN Claret	VEN	1980	A	74.70	98	103	103	98	125	125	125	125	223
5	DOMINGUEZ Natividad	DOM	1984	A	74.30	96	102	102	96	122	130	130	122	218
6	POBLETE Elizabeth	CHI	1987	A	74.30	85	85	85	85	105	112	112	105	190

New Records:

75 kg	Snatch	109 kg	VALOYES Ubaldina	COL	PR
75 kg	Snatch	112 kg	VALOYES Ubaldina	COL	PR
75 kg	Clean & Jerk	135 kg	AGUIRRE Damaris Gabriela	MEX	PR
75 kg	Clean & Jerk	138 kg	VALOYES Ubaldina	COL	PR
75 kg	Total	242 kg	VALOYES Ubaldina	COL	PR
75 kg	Total	247 kg	VALOYES Ubaldina	COL	PR
75 kg	Total	250 kg	VALOYES Ubaldina	COL	PR

Legend:

DNF	Did Not Finish	DNS	Did Not Start	DSQ	Disqualified
PR	Panam Record	WR	World Record	JWR	Junior World Record



Weightlifting

Levantamiento de Pesas / Levantamento de Peso

Official Communication

Comunicación Oficial / Comunicação Oficial

The athlete Salinas Indira Sandra – Cuba, registered in the 75kg category was confirmed in the +75kg category, according the Entry Data Checklist during the Technical Meeting realized on Friday, July 13th – Rio Centro.

Due to the one mistake, the athlete was included in the 75kg category in the Bodyweight Category List.

Issued by: Enrique Montero
Time: 15:02
Date: 14 07 2007

This decision affects:

RESULTS
SCHEDULE
OTHER

<input type="checkbox"/>
<input type="checkbox"/>
<input checked="" type="checkbox"/>



Riocentro - Pavilion 2
Riocentro Pabellón 2
Riocentro Pavilhão 2

18 JUL 2007
16:00

Weightlifting

Levantamiento de Pesas / Levantamento de Peso

Women's +75 kg

Women's +75 kg / Women's +75 kg

Group A

Grupo A / Grupo A

Start List

Lista de Salida / Lista de Largada

WEIGH-IN Start: 14:00

COMPETITION Start: 16:00

Bib Number	Lot No.	Name	NOC Code	Date of Birth	Entry Total
1	4	CORTEZ Elizabeth	CHI	1 AUG 1983	150
2	72	BURGOS Yinelis Burgos	DOM	14 APR 1987	225
3	79	SALAZAR Eldy Nair	BOL	21 MAR 1978	165
4	81	CORNEJO Cristina	PER	9 JUN 1985	190
5	95	VARGAS Emmy	USA	3 DEC 1977	225
6	117	NIEVE Seledina	ECU	25 NOV 1977	264
7	120	SALINAS Indira Sandra	CUB	28 OCT 1985	170

TECHNICAL DELEGATE:

AJAN Tamas (HUN)

PRESIDENT OF JURY:

BASILIO MIGUEL CHALAK (ARG)

MEMBERS OF JURY:

CHONG Will Min (PAN)

TALIC Mladan (CAN)

ZULUAGA Carmen (COL)

del FRADE DIAZ Marcelino (CUB)

TECHNICAL CONTROLLERS:

HARTHEY Cristian (CHI)

LEE Idelfonso (PAN)

SECRETARIES:

MONTERO Enrique (BRA)

Final Results

Resultados Finales / Resultados Finais

Place	Name	NOC Code	Year of Birth	Group	Body Weight	SNATCH				CLEAN & JERK				TOTAL
						1	2	3	Result	1	2	3	Result	
1	NIEVE Seledina	ECU	1977	A	94.70	110	110	118	110	139	144	150	150	260
2	VARGAS Emmy	USA	1977	A	93.50	98	104	108	104	125	125	132	125	229
3	BURGOS Yinelis Burgos	DOM	1987	A	92.35	92	97	103	97	118	118	132	118	215
4	CORNEJO Cristina	PER	1985	A	113.15	85	85	90	85	110	116	120	120	205
5	CORTEZ Elizabeth	CHI	1983	A	119.00	80	85	88	88	105	111	113	105	193
6	SALINAS Indira Sandra	CUB	1985	A	78.45	80	85	88	88	100	104	104	104	192
7	SALAZAR Eldy Nair	BOL	1978	A	109.85	75	80	85	80	90	95	95	90	170

New Records:

+75 kg Clean & Jerk 150 kg NIEVE Seledina ECU PR

Legend:

DNF Did Not Finish
PR Panam Record

DNS Did Not Start
WR World Record

DSQ Disqualified
JWR Junior World Record



Start List

Lista de Salida / Lista de Largada

WEIGH-IN Start: 12:00
COMPETITION Start: 14:00

Bib Number	Lot No.	Name	NOC Code	Date of Birth	Entry Total
1	9	PEC Welinton	GUA	1 DEC 1987	225
2	46	LOPEZ Marvin	ESA	14 SEP 1980	245
3	63	ALVAREZ Sergio	CUB	11 OCT 1979	270
4	93	ITURRA Jaime	CHI	29 MAR 1982	240
5	114	RADA Sergio Armando	COL	27 JAN 1984	260

TECHNICAL DELEGATE:

AJAN Tamas (HUN)

PRESIDENT OF JURY:

VARGAS Andres (PUR)

MEMBERS OF JURY:

HERRERA Jose (VEN)

MCVEY Devorah (USA)

PECCERELLI TENAS Freddy (GUA)

RESTREPO Wiliam (COL)

TECHNICAL CONTROLLERS:

DE CESARE Aquiles (URU)

THEMEN Hugo (ARU)

SECRETARIES:

MONTERO Enrique (BRA)

Final Results

Resultados Finales / Resultados Finais

Place	Name	NOC Code	Year of Birth	Group	Body Weight	SNATCH				CLEAN & JERK				TOTAL
						1	2	3	Result	1	2	3	Result	
1	ALVAREZ Sergio	CUB	1979	A	55.95	113	118	120	120	140	151	---	151	271
2	LOPEZ Marvin	ESA	1980	A	55.35	105	108	109	108	135	138	141	138	246
3	ITURRA Jaime	CHI	1982	A	55.60	105	109	111	111	135	135	135	135	246
4	PEC Welinton	GUA	1987	A	55.80	92	97	100	97	127	130	134	134	231
	RADA Sergio Armando	COL	1984	A	55.55	110	110	110	---	---	---	---	---	DNF

New Records:

56 kg	Snatch	118 kg	ALVAREZ Sergio	CUB	PR
56 kg	Snatch	120 kg	ALVAREZ Sergio	CUB	PR
56 kg	Clean & Jerk	151 kg	ALVAREZ Sergio	CUB	PR
56 kg	Total	271 kg	ALVAREZ Sergio	CUB	PR

Legend:

DNF Did Not Finish	DNS Did Not Start	DSQ Disqualified
PR Panam Record	WR World Record	JWR Junior World Record



Riocentro - Pavilion 2
Riocentro Pabellón 2
Riocentro Pavilhão 2

14 JUL 2007
18:00

Weightlifting

Levantamiento de Pesas / Levantamento de Peso

Men's 62 kg

Men's 62 kg / Men's 62 kg

Group A

Grupo A / Grupo A

Start List

Lista de Salida / Lista de Largada

WEIGH-IN Start: 16:00

COMPETITION Start: 18:00

Bib Number	Lot No.	Name	NOC Code	Date of Birth	Entry Total
1	2	MOGOLLON Miñan	PER	18 APR 1985	230
2	48	MENDOZA David	HON	21 JUN 1986	220
3	67	SALAZAR Diego	COL	3 OCT 1980	300
4	113	HOFFMANN Alexandre	BRA	22 JUL 1983	220

TECHNICAL DELEGATE:

AJAN Tamas (HUN)

PRESIDENT OF JURY:

VARGAS Andres (PUR)

MEMBERS OF JURY:

HERRERA Jose (VEN)

MCVEY Devorah (USA)

PECCERELLI TENAS Freddy (GUA)

RESTREPO Wiliam (COL)

TECHNICAL CONTROLLERS:

DE CESARE Aquiles (URU)

THEMEN Hugo (ARU)

SECRETARIES:

MONTERO Enrique (BRA)

Final Results

Resultados Finales / Resultados Finais

Place	Name	NOC Code	Year of Birth	Group	Body Weight	SNATCH				CLEAN & JERK				TOTAL
						1	2	3	Result	1	2	3	Result	
1	SALAZAR Diego	COL	1980	A	61.30	125	125	130	130	155	160	165	160	290
2	MOGOLLON Miñan	PER	1985	A	61.25	100	103	105	103	126	130	133	133	236
3	MENDOZA David	HON	1986	A	61.30	100	104	105	105	127	130	134	130	235
4	HOFFMANN Alexandre	BRA	1983	A	61.40	100	104	105	104	127	130	130	127	231

Legend:

DNF Did Not Finish
PR Panam Record

DNS Did Not Start
WR World Record

DSQ Disqualified
JWR Junior World Record



Start List

Lista de Salida / Lista de Largada

WEIGH-IN Start: 14:00

COMPETITION Start: 16:00

Bib Number	Lot No.	Name	NOC Code	Date of Birth	Entry Total
1	6	HERRERA Moises David	NCA	26 JAN 1983	220
2	12	RIVERA Santo	DOM	10 OCT 1981	300
3	18	FLORES Ricardo	ECU	18 FEB 1987	306
4	47	BATISTA Alexi	PAN	7 JAN 1976	300
5	50	COUOH AZUETA R.	MEX	29 MAY 1986	270
6	51	SILVA Welisson	BRA	22 NOV 1983	270
7	87	BORRERO Yordanis	CUB	3 JAN 1978	305
8	89	RUBIO Israel	VEN	11 JAN 1981	300
9	106	MARTINEZ Marvin	ESA	20 JUL 1982	265
10	130	MOSQUERA EO	COL	26 JUL 1985	310

TECHNICAL DELEGATE:

AJAN Tamas (HUN)

PRESIDENT OF JURY:

VARGAS Andres (PUR)

MEMBERS OF JURY:

HERRERA Jose (VEN)

MCVEY Devorah (USA)

PECCERELLI TENAS Freddy (GUA)

RESTREPO Wiliam (COL)

TECHNICAL CONTROLLERS:

DE CESARE Aquiles (URU)

THEMEN Hugo (ARU)

SECRETARIES:

MONTERO Enrique (BRA)

Final Results

Resultados Finales / Resultados Finais

Place	Name	NOC Code	Year of Birth	Group	Body Weight	SNATCH				CLEAN & JERK				TOTAL
						1	2	3	Result	1	2	3	Result	
1	BORRERO Yordanis	CUB	1978	A	68.55	137	141	141	141	166	172	176	176	317
2	MOSQUERA Edwin Orlando	COL	1985	A	68.45	138	141	142	141	168	172	176	172	313
3	FLORES Ricardo	ECU	1987	A	68.00	130	135	138	138	170	170	175	170	308
4	RIVERA Santo	DOM	1981	A	68.10	133	133	138	133	170	176	176	170	303
5	RUBIO Israel	VEN	1981	A	67.55	137	137	142	137	163	163	163	163	300
6	SILVA Welisson	BRA	1983	A	68.25	125	130	133	133	158	165	170	165	298
7	BATISTA Alexi	PAN	1976	A	68.15	132	136	136	132	160	160	166	160	292
8	COUOH AZUETA R.	MEX	1986	A	68.85	110	115	120	115	153	157	157	153	268
9	MARTINEZ Marvin	ESA	1982	A	68.25	115	115	120	120	145	145	150	145	265
10	HERRERA Moises David	NCA	1983	A	65.80	90	100	105	100	115	125	130	125	225

Legend:

DNF Did Not Finish
PR Panam Record

DNS Did Not Start
WR World Record

DSQ Disqualified
JWR Junior World Record



Weightlifting

Levantamiento de Pesas / Levantamento de Peso

Official Communication

Comunicación Oficial / Comunicação Oficial

The name of the athlete Mosquera Roa, Edwin Orlando – Colombia registered in the Men's 69kg category, was included in the "Weightlifting Entries".

During the Technical Meeting, the Colombian Representative didn't confirm his name in the Entry Data Checklist.

Based on the agreement between the representatives of the Pan American Weightlifting Federation, his participation in the competition was approved.

Issued by: Dr. Tamas Ajan
Time: 18:37
Date: 14 07 2007

This decision affects:

RESULTS
SCHEDULE
OTHER

<input type="checkbox"/>
<input type="checkbox"/>
<input checked="" type="checkbox"/>



Riocentro - Pavilion 2
Riocentro Pabellón 2
Riocentro Pavilhão 2

16 JUL 2007
14:00

Weightlifting

Levantamiento de Pesas / Levantamento de Peso

Men's 77 kg

Men's 77 kg / Men's 77 kg

Group A

Grupo A / Grupo A

Start List

Lista de Salida / Lista de Largada

WEIGH-IN Start: 12:00

COMPETITION Start: 14:00

Bib Number	Lot No.	Name	NOC Code	Date of Birth	Entry Total
1	22	CAMBAR Ivan	CUB	29 DEC 1983	325
2	27	de MARINO Mauricio	URU	30 SEP 1985	268
3	28	VAUGHN Chad	USA	11 MAY 1980	315
4	41	BRUCE Matt	USA	11 JUL 1983	310
5	59	MEJIA Octavio	VEN	21 JUL 1982	320
6	74	ANDICA Carlos Hernan	COL	12 NOV 1983	340
7	82	OCANDO Jose	VEN	17 MAR 1986	320
8	84	RADILLA ARZATE	MEX	11 MAY 1984	295
9	104	VIQUEZ Victor	PAN	13 FEB 1982	
10	116	IDROVO Julio	ECU	15 MAR 1981	323

TECHNICAL DELEGATE:

AJAN Tamas (HUN)

PRESIDENT OF JURY:

VARGAS Andres (PUR)

MEMBERS OF JURY:

HERRERA Jose (VEN)

MCVEY Devorah (USA)

PECCERELLI TENAS Freddy (GUA)

RESTREPO Wiliam (COL)

TECHNICAL CONTROLLERS:

DE CESARE Aquiles (URU)

THEMEN Hugo (ARU)

SECRETARIES:

MONTERO Enrique (BRA)

Final Results

Resultados Finales / Resultados Finais

Place	Name	NOC Code	Year of Birth	Group	Body Weight	SNATCH				CLEAN & JERK				TOTAL
						1	2	3	Result	1	2	3	Result	
1	CAMBAR Ivan	CUB	1983	A	76.65	150	156	161	156	185	190	194	194	350
2	OCANDO Jose	VEN	1986	A	76.85	140	145	148	145	184	190	192	192	337
3	MEJIA Octavio	VEN	1982	A	76.15	147	147	151	151	181	185	188	185	336
4	ANDICA Carlos Hernan	COL	1983	A	76.55	148	151	151	151	183	186	187	183	334
5	VAUGHN Chad	USA	1980	A	76.85	141	145	148	145	182	184	187	187	332
6	BRUCE Matt	USA	1983	A	76.85	140	145	148	148	175	180	185	180	328
7	IDROVO Julio	ECU	1981	A	76.25	154	157	157	154	170	175	175	170	324
8	RADILLA ARZATE Esteban	MEX	1984	A	76.40	130	135	137	135	165	170	173	170	305
9	VIQUEZ Victor	PAN	1982	A	76.25	130	135	135	130	170	175	175	170	300
10	de MARINO Mauricio	URU	1985	A	75.10	114	118	118	114	143	148	148	143	257

New Records:

77 kg	Snatch	151 kg	MEJIA Octavio	VEN	PR
77 kg	Snatch	154 kg	IDROVO Julio	ECU	PR
77 kg	Snatch	156 kg	CAMBAR Ivan	CUB	PR

Legend:

DNF	Did Not Finish	DNS	Did Not Start	DSQ	Disqualified
PR	Panam Record	WR	World Record	JWR	Junior World Record



Start List

Lista de Salida / Lista de Largada

WEIGH-IN Start: 16:00

COMPETITION Start: 18:00

Bib Number	Lot No.	Name	NOC Code	Date of Birth	Entry Total
1	5	MARQUEZ Herbis	VEN	1 DEC 1980	350
2	10	ANDRADE Rafael	BRA	25 JUN 1988	300
3	30	FARRIS Kendrick	USA	2 JUL 1986	340
4	32	RUIZ José Oliver	COL	18 SEP 1974	360
5	34	QUITERIO Juan Carlos	DOM	6 MAR 1983	325
6	45	VALLADARES Jadier	CUB	11 OCT 1982	345
7	49	GUEVARA Denis Isaias	NCA	4 MAY 1984	235
8	62	RAMSAY Buck	CAN	1 JAN 1980	317
9	75	SILVA Edward	URU	31 AUG 1975	267

TECHNICAL DELEGATE:

AJAN Tamas (HUN)

PRESIDENT OF JURY:

VARGAS Andres (PUR)

MEMBERS OF JURY:

HERRERA Jose (VEN)

MCVEY Devorah (USA)

PECCERELLI TENAS Freddy (GUA)

RESTREPO Wiliam (COL)

TECHNICAL CONTROLLERS:

DE CESARE Aquiles (URU)

THEMEN Hugo (ARU)

SECRETARIES:

MONTERO Enrique (BRA)

Final Results

Resultados Finales / Resultados Finais

Place	Name	NOC Code	Year of Birth	Group	Body Weight	SNATCH				CLEAN & JERK				TOTAL
						1	2	3	Result	1	2	3	Result	
1	RUIZ José Oliver	COL	1974	A	84.45	155	160	160	160	197	203	---	203	363
2	VALLADARES Jadier	CUB	1982	A	84.50	155	161	165	161	195	202	205	202	363
3	MARQUEZ Herbis	VEN	1980	A	84.25	155	160	160	155	195	201	201	195	350
4	FARRIS Kendrick	USA	1986	A	84.15	150	155	158	158	191	195	197	191	349
5	QUITERIO Juan Carlos	DOM	1983	A	84.35	145	148	148	145	175	185	190	185	330
6	RAMSAY Buck	CAN	1980	A	84.75	135	140	143	140	170	170	178	178	318
7	ANDRADE Rafael	BRA	1988	A	83.75	132	140	143	140	170	175	180	175	315
8	SILVA Edward	URU	1975	A	84.10	115	120	123	120	145	150	155	150	270

New Records:

85 kg	Clean & Jerk	203 kg	RUIZ José Oliver	COL	PR
85 kg	Total	363 kg	VALLADARES Jadier	CUB	PR

Legend:

DNF Did Not Finish	DNS Did Not Start	DSQ Disqualified
PR Panam Record	WR World Record	JWR Junior World Record



Riocentro - Pavilion 2
Riocentro Pabellón 2
Riocentro Pavilhão 2

17 JUL 2007
16:00

Weightlifting

Levantamiento de Pesas / Levantamento de Peso

Men's 94 kg

Men's 94 kg / Men's 94 kg

Group A

Grupo A / Grupo A

Start List

Lista de Salida / Lista de Largada

WEIGH-IN Start: 14:00

COMPETITION Start: 16:00

Bib Number	Lot No.	Name	NOC Code	Date of Birth	Entry Total
1	7	BURLA Pablo	ARG	1 DEC 1985	320
2	11	SANTIAGO Julio	BRA	21 AUG 1981	290
3	37	WITTMER Jeff	USA	30 SEP 1984	330
4	38	SANTAVY Dallas	CAN	1 JAN 1980	320
5	40	JIMENEZ Juan Jimenez	DOM	9 OCT 1977	320
6	61	LUNA Julio	VEN	7 JAN 1973	360
7	64	REIS Fernando	BRA	3 OCT 1990	290
8	70	GUADAMUD Eduardo	ECU	11 JUN 1986	375
9	73	TORRES Wilmer Herman	COL	1 JAN 1990	365
10	107	HERNANDEZ COBAS Y	CUB	25 MAY 1980	375

TECHNICAL DELEGATE:

AJAN Tamas (HUN)

PRESIDENT OF JURY:

VARGAS Andres (PUR)

MEMBERS OF JURY:

HERRERA Jose (VEN)

MCVEY Devorah (USA)

PECCERELLI TENAS Freddy (GUA)

RESTREPO Wiliam (COL)

TECHNICAL CONTROLLERS:

DE CESARE Aquiles (URU)

THEMEN Hugo (ARU)

SECRETARIES:

MONTERO Enrique (BRA)

Final Results

Resultados Finales / Resultados Finais

Place	Name	NOC Code	Year of Birth	Group	Body Weight	SNATCH				CLEAN & JERK				TOTAL
						1	2	3	Result	1	2	3	Result	
1	HERNANDEZ Yomandrys	CUB	1980	A	92.55	165	165	172	172	207	216	221	221	393
2	LUNA Julio	VEN	1973	A	93.00	165	170	173	170	206	210	219	210	380
3	TORRES Wilmer Herman	COL	1990	A	89.90	155	163	166	166	200	205	210	210	376
4	GUADAMUD Eduardo	ECU	1986	A	93.65	165	165	165	165	205	210	212	205	370
5	WITTMER Jeff	USA	1984	A	93.05	150	155	158	158	192	197	202	197	355
6	BURLA Pablo	ARG	1985	A	93.55	142	147	152	152	172	176	180	180	332
7	SANTAVY Dallas	CAN	1980	A	91.35	135	140	143	140	175	180	185	180	320
8	JIMENEZ Juan Jimenez	DOM	1977	A	93.40	135	142	146	142	174	180	182	174	316
9	SANTIAGO Julio	BRA	1981	A	93.15	136	140	145	140	170	170	176	170	310
10	REIS Fernando	BRA	1990	A	93.80	135	140	140	140	164	164	170	164	304

New Records:

94 kg Clean & Jerk 221 kg HERNANDEZ Yomandrys CUB PR

Legend:

DNF Did Not Finish	DNS Did Not Start	DSQ Disqualified
PR Panam Record	WR World Record	JWR Junior World Record



Start List

Lista de Salida / Lista de Largada

WEIGH-IN Start: 12:00

COMPETITION Start: 14:00

Bib Number	Lot No.	Name	NOC Code	Date of Birth	Entry Total
1	17	OSORIO Victor	CHI	9 AUG 1985	310
2	20	McKNEE Ivorn	BAR	14 MAY 1981	327
3	25	ESPINOZA Maycol Jose	NCA	8 APR 1986	240
4	33	ABBIATE Damian	ARG	13 MAR 1979	330
5	44	MACKENZIE Joel	CUB	20 OCT 1979	375
6	52	STETSIUK Pedro	ARG	17 NOV 1980	330
7	54	BRANDAO Bruno	BRA	4 OCT 1985	325
8	69	LOPEZ Christian	GUA	30 MAR 1984	335
9	91	BUROV Boris	ECU	1 AUG 1970	380
10	100	MAFRA Fabricio	BRA	6 MAR 1982	320
11	109	SANDOR Akos	CAN	11 DEC 1977	350

TECHNICAL DELEGATE:

AJAN Tamas (HUN)

PRESIDENT OF JURY:

VARGAS Andres (PUR)

MEMBERS OF JURY:

HERRERA Jose (VEN)

MCVEY Devorah (USA)

PECCERELLI TENAS Freddy (GUA)

RESTREPO Wiliam (COL)

TECHNICAL CONTROLLERS:

DE CESARE Aquiles (URU)

THEMEN Hugo (ARU)

SECRETARIES:

MONTERO Enrique (BRA)

Final Results

Resultados Finales / Resultados Finais

Place	Name	NOC Code	Year of Birth	Group	Body Weight	SNATCH				CLEAN & JERK				TOTAL
						1	2	3	Result	1	2	3	Result	
1	MACKENZIE Joel	CUB	1979	A	101.40	167	175	---	175	190	205	216	205	380
2	STETSIUK Pedro	ARG	1980	A	102.45	160	160	165	160	180	180	184	180	340
3	MAFRA Fabricio	BRA	1982	A	100.75	146	151	154	151	175	187	188	187	338
4	ABBIATE Damian	ARG	1979	A	104.45	150	150	155	150	180	188	189	188	338
5	BRANDAO Bruno	BRA	1985	A	99.10	150	157	160	157	180	180	180	180	337
6	LOPEZ Crhistian	GUA	1984	A	104.70	153	158	158	153	182	182	182	182	335
7	OSORIO Victor	CHI	1985	A	103.05	140	146	146	140	170	176	176	176	316
	MCKNEE Ivorn	BAR	1981	A	103.25	140	150	150	140	185	185	200	---	---
	ESPINOZA Maycol Jose	NCA	1986	A	99.40	110	110	110	---	---	---	---	---	DNF
	BUROV Boris	ECU	1970	A	100.40	170	---	---	---	---	---	---	---	DNF
	SANDOR Akos	CAN	1977	A	104.95	150	150	150	---	---	---	---	---	DNF

Legend:

DNF Did Not Finish
PR Panam Record

DNS Did Not Start
WR World Record

DSQ Disqualified
JWR Junior World Record

**Riocentro - Pavilion 2**Riocentro Pabellón 2
Riocentro Pavilhão 218 JUL 2007
18:00**Weightlifting**

Levantamiento de Pesas / Levantamento de Peso

Men's +105 kg

Men's +105 kg / Men's +105 kg

Group A

Grupo A / Grupo A

Start List

Lista de Salida / Lista de Largada

WEIGH-IN Start: 16:00**COMPETITION Start: 18:00**

Bib Number	Lot No.	Name	NOC Code	Date of Birth	Entry Total
1	16	ESCALANTE Cristian	CHI	11 SEP 1976	385
2	23	HEREDIA Victor	VEN	22 FEB 1985	360
3	36	BURGENER Casey	USA	15 AUG 1982	375
4	56	BLAIR Lauri	BRA	16 JUL 1977	350
5	68	DURAN Francisco Duran	DOM	26 OCT 1984	335
6	71	ARTEAGA Julio	ECU	9 MAR 1986	361

TECHNICAL DELEGATE:

AJAN Tamas (HUN)

PRESIDENT OF JURY:

VARGAS Andres (PUR)

MEMBERS OF JURY:

HERRERA Jose (VEN)

MCVEY Devorah (USA)

PECCERELLI TENAS Freddy (GUA)

RESTREPO Wiliam (COL)

TECHNICAL CONTROLLERS:

DE CESARE Aquiles (URU)

THEMEN Hugo (ARU)

SECRETARIES:

MONTERO Enrique (BRA)

Final Results

Resultados Finales / Resultados Finais

Place	Name	NOC Code	Year of Birth	Group	Body Weight	SNATCH				CLEAN & JERK				TOTAL
						1	2	3	Result	1	2	3	Result	
1	ESCALANTE Cristian	CHI	1976	A	125.15	170	177	180	180	207	215	221	221	401
2	BURGENER Casey	USA	1982	A	119.55	170	170	177	177	205	215	223	215	392
3	HEREDIA Victor	VEN	1985	A	123.45	161	166	170	166	206	211	215	215	381
4	ARTEAGA Julio	ECU	1986	A	128.60	152	160	165	165	205	211	215	211	376
5	BLAIR Lauri	BRA	1977	A	122.40	160	165	170	165	200	200	209	200	365
6	DURAN Francisco Duran	DOM	1984	A	174.10	150	150	162	150	175	185	195	185	335

New Records:

+105 kg	Snatch	177 kg	ESCALANTE Cristian	CHI	PR
+105 kg	Snatch	180 kg	ESCALANTE Cristian	CHI	PR
+105 kg	Clean & Jerk	211 kg	ARTEAGA Julio	ECU	PR
+105 kg	Clean & Jerk	215 kg	BURGENER Casey	USA	PR
+105 kg	Clean & Jerk	221 kg	ESCALANTE Cristian	CHI	PR
+105 kg	Total	387 kg	ESCALANTE Cristian	CHI	PR
+105 kg	Total	392 kg	BURGENER Casey	USA	PR
+105 kg	Total	395 kg	ESCALANTE Cristian	CHI	PR
+105 kg	Total	401 kg	ESCALANTE Cristian	CHI	PR

Legend:

DNF Did Not Finish
PR Panam Record

DNS Did Not Start
WR World Record

DSQ Disqualified
JWR Junior World Record

Lutas
Luchas
Wrestling





Number of Entries by NOC

Número de Inscripciones por CON / Número de Inscrições por CON

As of 23 JUL 2007

NOC	Total Entries by Kg							Total Competitors
	55	60	66	74	84	96	120	
ARG - Argentina			1				1	2
BAH - Bahamas					1			1
BRA - Brazil	1	1	1	1	1	1	1	7
CAN - Canada	1		1	1	1	1	1	6
CHI - Chile				1				1
COL - Colombia	1	1	1	1	1	1		6
CUB - Cuba	1	1	1	1	1	1	1	7
DOM - Dominican Republic					1		1	2
ECU - Ecuador	1							1
ESA - El Salvador	1	1				1		3
MEX - Mexico		1				1	1	3
NCA - Nicaragua					1			1
PAN - Panama		1						1
PER - Peru		1		1				2
PUR - Puerto Rico			1		1			2
USA - United States of America	1	1	1	1	1	1	1	7
VEN - Venezuela	1	1	1	1	1	1	1	7
Total: 17	8	9	8	8	10	8	8	59



Number of Entries by NOC

Número de Inscripciones por CON / Número de Inscrições por CON

As of 23 JUL 2007

NOC	Total Entries by Kg							Total Competitors
	48	51	55	59	63	67	72	
ARG - Argentina					1			1
BRA - Brazil	1		1		1		1	4
CAN - Canada	1		1		1		1	4
COL - Colombia	1		1					2
CUB - Cuba			1		1		1	3
DOM - Dominican Republic					1		1	2
ECU - Ecuador	1							1
ESA - El Salvador	1		1				1	3
MEX - Mexico			1		1		1	3
PER - Peru	1							1
PUR - Puerto Rico			1		1			2
USA - United States of America	1		1		1		1	4
VEN - Venezuela	1		1		1		1	4
Total: 13	8		9		9		8	34



Number of Entries by NOC

Número de Inscripciones por CON / Número de Inscrições por CON

NOC	Total Entries by Kg							Total Competitors
	55	60	66	74	84	96	120	
ARG - Argentina			1	1				2
BOL - Bolivia			1					1
BRA - Brazil	1	1	1	1	1	1	1	7
CAN - Canada	1				1		1	3
COL - Colombia		1			1			2
CUB - Cuba	1	1	1	1	1	1	1	7
DOM - Dominican Republic	1		1	1	1	1	1	6
ECU - Ecuador	1	1		1				3
MEX - Mexico			1		1	1		3
NCA - Nicaragua		1					1	2
PER - Peru	1	1	1	1				4
USA - United States of America		1	1	1	1	1	1	6
VEN - Venezuela	1	1	1	1	1	1	1	7
Total: 13	7	8	9	8	8	6	7	53



Official Communication
Comunicación Oficial / Comunicação Oficial

Masculino Estilo Livre 84Kg
ASGARI Ardeshir (NCA) nao se apresentou para a pesagem.

Issued by: Roberto Leitao
Time: 17:30
Date: 26 07 2007

This decision affects:

RESULTS
SCHEDULE
OTHER

X



Official Communication
Comunicación Oficial / Comunicação Oficial

Men's Freestyle 84Kg
ASGARI Ardeshir (NCA) did not present to the Weigh-in.

Issued by: Roberto Leitao
Time: 17:30
Date: 26 07 2007

This decision affects:

RESULTS
SCHEDULE
OTHER

X



Official Communication
Comunicación Oficial / Comunicação Oficial

Men's Greco-Roman 55Kg
Paul Sobrado (PER) did not present to the Weigh-in.

Issued by: Roberto Leitao
Time: 19:45
Date: 23 07 2007

This decision affects:

RESULTS
SCHEDULE
OTHER

X



Official Communication
Comunicación Oficial / Comunicação Oficial

Maculino Greco-Romano 55Kg
Paul Sobrado (PER) nao se apresentou para a pesagem.

Issued by: Roberto Leitao
Time: 19:45
Date: 23 07 2007

This decision affects:

RESULTS
SCHEDULE
OTHER

X



Official Communication
Comunicación Oficial / Comunicação Oficial

Men's Greco-Roman 55Kg
Paul Sobrado (PER) did not present to the Weigh-in.

Issued by: Roberto Leitao
Time: 19:45
Date: 23 07 2007

This decision affects:

RESULTS
SCHEDULE
OTHER

X



Official Communication
Comunicación Oficial / Comunicação Oficial

Mudança no local e horário da pesagem.

Novo Local: RIO CENTRO - PAVILHAO 4A, SALA DE CHAMADA

Novo Horário: EXAME MEDICO 17:00 AS 17:30
PESAGEM 17:30 AS 18:00

Issued by: Roberto Leitao
Time: 8:30 AM
Date: 25 07 2007

This decision affects:

RESULTS
SCHEDULE
OTHER

<input type="checkbox"/>
<input type="checkbox"/>
<input checked="" type="checkbox"/>



Official Communication
Comunicación Oficial / Comunicação Oficial

Change of place and schedule of Weigh-In.
New Place: RIO CENTRO - PAVILLION 4A, CALL ROOM
New Time: MEDICAL EXAMINATION 17:00 to 17:30
WEIGH-IN 17:30 to 18:00

Issued by: Roberto Leitao
Time: 8:30 AM
Date: 25 07 2007

This decision affects:

RESULTS
SCHEDULE
OTHER

<input type="checkbox"/>
<input type="checkbox"/>
<input checked="" type="checkbox"/>



Official Communication
Comunicación Oficial / Comunicação Oficial

Women's Freestyle 72Kg
ARCE Dinorah (MEX) did not present to the Weigh-in.

Issued by: Roberto Leitao
Time: 17:30
Date: 25 07 2007

This decision affects:

RESULTS
SCHEDULE
OTHER

X



Official Communication
Comunicación Oficial / Comunicação Oficial

Feminino Estilo Livre 72Kg
ARCE Dinorah (MEX) nao se apresentou para a pesagem.

Issued by: Roberto Leitao
Time: 17:30
Date: 25 07 2007

This decision affects:

RESULTS
SCHEDULE
OTHER

X



Wrestling

Lucha / Luta

Men's Greco-Roman 55 kg

Lucha Greco-romana 55 kg / Lutas Greco-Romana 55 kg

Entry List by Weight Category

Lista de Inscripciones por Categoría de Peso / Lista de Inscrições por Categoria de Peso

As of 23 JUL 2007

NOC	Name	Date of Birth	Qualified
BRA - Brazil	CUNHA Fabio	20 AUG 1980	
CAN - Canada	MWENGA Promise	22 DEC 1982	
CUB - Cuba	HERNANDEZ Yagniel	14 MAY 1983	
DOM - Dominican Republic	RAMIREZ Jansel	25 SEP 1983	
ECU - Ecuador	LEMA Angel	25 JUN 1988	
PER - Peru	SOBRADO Paul	26 FEB 1986	
VEN - Venezuela	CARDOZO Jorge	28 AUG 1978	

Total: 7 wrestlers

Note:
All changes are available in INFO



Wrestling

Lucha / Luta

Men's Greco-Roman 60 kg

Lucha Greco-romana 60 kg / Lutas Greco-Romana 60 kg

Entry List by Weight Category

Lista de Inscripciones por Categoría de Peso / Lista de Inscrições por Categoria de Peso

As of 24 JUL 2007

NOC	Name	Date of Birth	Qualified
BRA - Brazil	ESTEVAO Iuri	2 JUL 1983	
COL - Colombia	DUQUE Iván	21 MAY 1987	
CUB - Cuba	MONZON Roberto	30 MAR 1978	
ECU - Ecuador	GUALLPA Milton	7 JUN 1984	
NCA - Nicaragua	ESCORCIA Kelvin	19 SEP 1979	
PER - Peru	MOLINA Mario	10 FEB 1989	
USA - United States of America	DURLACHER Lindsey	14 SEP 1974	
VEN - Venezuela	LIENDO Luis	25 NOV 1980	

Total: 8 wrestlers

Note:
All changes are available in INFO



Wrestling

Lucha / Luta

Men's Greco-Roman 66 kg

Lucha Greco-romana 66 kg / Lutas Greco-Romana 66 kg

Entry List by Weight Category

Lista de Inscripciones por Categoría de Peso / Lista de Inscrições por Categoria de Peso

As of 23 JUL 2007

NOC	Name	Date of Birth	Qualified
ARG - Argentina	PISSANI Santiago	8 JAN 1968	
BOL - Bolivia	NOVA Cristian	13 JAN 1986	
BRA - Brazil	MIGLIACCIO Renato	5 APR 1978	
CUB - Cuba	MILIAN Alain	15 JAN 1983	
DOM - Dominican Republic	MOTA Anyelo	14 SEP 1972	
MEX - Mexico	BARRAGAN Ulises	24 AUG 1985	
PER - Peru	ROJAS Jahn	9 JUL 1986	
USA - United States of America	LESTER Harry	30 SEP 1983	
VEN - Venezuela	RAMOS Carlos	28 NOV 1982	

Total: 9 wrestlers

Note:
All changes are available in INFO



Wrestling

Lucha / Luta

Men's Greco-Roman 74 kg

Lucha Greco-romana 74 kg / Lutas Greco-Romana 74 kg

Entry List by Weight Category

Lista de Inscripciones por Categoría de Peso / Lista de Inscrições por Categoria de Peso

As of 24 JUL 2007

NOC	Name	Date of Birth	Qualified
ARG - Argentina	GRANEROS Modesto	17 NOV 1978	
BRA - Brazil	MACEDO Felipe	1 FEB 1982	
CUB - Cuba	HERRERO Odelis	26 JUL 1977	
DOM - Dominican Republic	MERCEDES Hansel	1 JAN 2000	
ECU - Ecuador	MINA Marcelo	28 MAR 1986	
PER - Peru	BARRERA Sixto	17 SEP 1983	
USA - United States of America	DANTZLER Tc	26 OCT 1970	
VEN - Venezuela	BRAZON Alexander	14 APR 1980	

Total: 8 wrestlers

Note:
All changes are available in INFO



Wrestling

Lucha / Luta

Men's Greco-Roman 84 kg

Lucha Greco-romana 84 kg / Lutas Greco-Romana 84 kg

Entry List by Weight Category

Lista de Inscripciones por Categoría de Peso / Lista de Inscrições por Categoria de Peso

As of 23 JUL 2007

NOC	Name	Date of Birth	Qualified
BRA - Brazil	GOMES Marcelo	27 DEC 1980	
CAN - Canada	RIOUX Jonathan	1 JAN 1980	
COL - Colombia	MOSQUERA Cristian	6 JUL 1980	
CUB - Cuba	ESTRADA Yunior	23 SEP 1986	
DOM - Dominican Republic	ARIAS Jose	27 DEC 1984	
MEX - Mexico	AGUILAR Rafael	15 SEP 1978	
USA - United States of America	VERING Brad	21 AUG 1977	
VEN - Venezuela	BARTOLOZZY Eddy	9 JUL 1977	

Total: 8 wrestlers

Note:
All changes are available in INFO



Wrestling

Lucha / Luta

Men's Greco-Roman 96 kg

Lucha Greco-romana 96 kg / Lutas Greco-Romana 96 kg

Entry List by Weight Category

Lista de Inscripciones por Categoría de Peso / Lista de Inscrições por Categoria de Peso

As of 24 JUL 2007

NOC	Name	Date of Birth	Qualified
BRA - Brazil	FERNANDES Luiz	10 SEP 1980	
CUB - Cuba	GARCIA Erick	30 JUN 1987	
DOM - Dominican Republic	SIMONO Manuel	25 JUN 1979	
MEX - Mexico	AGUILAR Oscar	27 MAY 1977	
USA - United States of America	RUIZ Justin	9 AUG 1979	
VEN - Venezuela	CARABALLO Erwin	21 JUL 1981	

Total: 6 wrestlers

Note:
All changes are available in INFO



Wrestling

Lucha / Luta

Men's Greco-Roman 120 kg

Lucha Greco-romana 120 kg / Lutas Greco-Romana 120 kg

Entry List by Weight Category

Lista de Inscripciones por Categoría de Peso / Lista de Inscrições por Categoria de Peso

As of 23 JUL 2007

NOC	Name	Date of Birth	Qualified
BRA - Brazil	ARTILHEIRO Rodrigo	4 JUN 1979	
CAN - Canada	TAUB Ari	19 JAN 1971	
CUB - Cuba	LOPEZ Mijail	20 AUG 1982	
DOM - Dominican Republic	FELIX Carlos	23 JUL 1980	
NCA - Nicaragua	RODRIGUEZ Edwin	20 AUG 1975	
USA - United States of America	BYERS Dremiel	11 SEP 1974	
VEN - Venezuela	BARRENO Rafael	30 MAY 1980	

Total: 7 wrestlers

Note:
All changes are available in INFO

Competition Sheet (with Results)

Hoja de competición (con Resultados) / Planilha da Competição (com Resultados)

QUALIFICATIONS					SEMIFINALS					FINAL				
1		LEMA Angel	ECU	P1 P2 P3	1	0	ECU	P1 P2 P3						
				P1 P2 P3		0		0 0 0						
2		CARDOZO Jorge	VEN	P1 P2 P3	2	4	VEN	P1 P2 P3						
				P1 P2 P3		14		8 6 0						
3	5	HERNANDEZ Yagniel	CUB	P1 P2 P3	3	4	CUB	P1 P2 P3						
	6			P1 P2 P3		13		7 6 0						
4	0	CUNHA Fabio	BRA	P1 P2 P3										
	0			P1 P2 P3										
5	4	RAMIREZ Jansel	DOM	P1 P2 P3										
	10			P1 P2 P3										
6	0	MWENGA Promise	CAN	P1 P2 P3	5	0	DOM	P1 P2 P3						
	0			P1 P2 P3		0		0 0 0						
REPECHAGE														
UPPER BRANCH								P1 P2 P3						
LOWER BRANCH					1		ECU	P1 P2 P3	1	LEMA Angel	ECU			
				P1 P2 P3										
				P1 P2 P3	4	0	BRA	P1 P2 P3						
				P1 P2 P3		0		0 0 0						
				P1 P2 P3	5	3	DOM	P1 P2 P3	5	RAMIREZ Jansel	DOM			
				P1 P2 P3		12		3 9 0						
GOLD														
					3	HERNANDEZ Yagniel	CUB							
CLASSIFICATION														
					1	HERNANDEZ Yagniel	CUB							
					2	CARDOZO Jorge	VEN							
					3	LEMA Angel	ECU							
					3	RAMIREZ Jansel	DOM							
					5	CUNHA Fabio	BRA							
					6	MWENGA Promise	CAN							
						DNS SOBRADO Paul	PER							

Competition Sheet (with Results)

Hoja de competición (con Resultados) / Planilha da Competição (com Resultados)

QUALIFICATIONS					SEMIFINALS					FINAL						
1	0	GUALLPA Milton	ECU	P1 P2 P3	2	3	CUB	P1 P2 P3	2	3	CUB	P1 P2 P3	2	MONZON Roberto	CUB	
	0			0 0 0		4		1 3 0			13			6 7 0		
2	4	MONZON Roberto	CUB	P1 P2 P3	3	1	VEN	P1 P2 P3	3	1	VEN	P1 P2 P3	6	0	USA	P1 P2 P3
	13			6 7 0		4		1 3 0			4			1 3 0		0
3	3	LIENDO Luis	VEN	P1 P2 P3	6	3	USA	P1 P2 P3	6	0	USA	P1 P2 P3	6	0	USA	P1 P2 P3
	6			3 1 2		10		6 4 0			0			0 0 0		0
4	1	DUQUE Iván	COL	P1 P2 P3	8	1	PER	P1 P2 P3	8	1	PER	P1 P2 P3	8	5	PER	P1 P2 P3
	3			0 2 1		1		0 1 0			1			0 1 0		7
5	0	ESCORCIA Kelvin	NCA	P1 P2 P3												
	0			0 0 0												
6	5	DURLACHER Lindsey	USA	P1 P2 P3												
	12			6 6 0												
7	1	ESTEVAO Iuri	BRA	P1 P2 P3												
	3			2 1 0												
8	3	MOLINA Mario	PER	P1 P2 P3												
	3			2 1 0												

REPECHAGE						
1	1	ECU	P1 P2 P3	3	LIENDO Luis	VEN
	2		2 0 0			
3	3	VEN	P1 P2 P3	8	MOLINA Mario	PER
	12		6 6 0			
5	0	NCA	P1 P2 P3	8	MOLINA Mario	PER
	6		6 0 0			
8	5	PER	P1 P2 P3	8	MOLINA Mario	PER
	7		1 6 0			

GOLD	
2	MONZON Roberto CUB

CLASSIFICATION	
1	MONZON Roberto CUB
2	DURLACHER Lindsey USA
3	LIENDO Luis VEN
3	MOLINA Mario PER
5	GUALLPA Milton ECU
5	ESCORCIA Kelvin NCA
7	ESTEVAO Iuri BRA
8	DUQUE Iván COL

UPPER BRANCH	
1	ECU

LOWER BRANCH	
3	VEN
5	NCA
8	PER

Competition Sheet (with Results)

Hoja de competición (con Resultados) / Planilha da Competição (com Resultados)

QUALIFICATIONS				QUARTERFINALS				SEMIFINALS				FINAL			
1	MOTA Anyelo	DOM	P1 P2 P3	1	3/2	DOM	P1 P2 P3	1	3/3	DOM	P1 P2 P3	1	0/0	DOM	P1 P2 P3
			P1 P2 P3				P1 P2 P3				P1 P2 P3				P1 P2 P3
2	RAMOS Carlos	VEN	P1 P2 P3	2	1/2	VEN	P1 P2 P3	4	1/1	PER	P1 P2 P3	9	5/7	USA	P1 P2 P3
			P1 P2 P3				P1 P2 P3				P1 P2 P3				P1 P2 P3
3	PISSANI Santiago	ARG	P1 P2 P3	3	0/0	ARG	P1 P2 P3	5	1/1	CUB	P1 P2 P3				
			P1 P2 P3				P1 P2 P3				P1 P2 P3				
4	ROJAS Jahn	PER	P1 P2 P3	4	3/10	PER	P1 P2 P3	9	3/7	USA	P1 P2 P3				
			P1 P2 P3				P1 P2 P3				P1 P2 P3				
5	MILIAN Alain	CUB	P1 P2 P3	5	4/15	CUB	P1 P2 P3								
			P1 P2 P3				P1 P2 P3								
6	NOVA Cristian	BOL	P1 P2 P3	6	0/0	BOL	P1 P2 P3								
			P1 P2 P3				P1 P2 P3								
7	BARRAGAN Ulises	MEX	P1 P2 P3	7	0/2	MEX	P1 P2 P3								
			P1 P2 P3				P1 P2 P3								
8	MIGLIACCIO Renato	BRA	P1 P2 P3	9	5/8	USA	P1 P2 P3								
			P1 P2 P3				P1 P2 P3								
9	LESTER Harry	USA	P1 P2 P3												
			P1 P2 P3												

GOLD
9 LESTER Harry USA

CLASSIFICATION

1	LESTER Harry	USA
2	MOTA Anyelo	DOM
3	RAMOS Carlos	VEN
3	MILIAN Alain	CUB
5	ROJAS Jahn	PER
5	BARRAGAN Ulises	MEX
7	MIGLIACCIO Renato	BRA
8	PISSANI Santiago	ARG
9	NOVA Cristian	BOL

REPECHAGE

UPPER BRANCH

			P1 P2 P3	2	5/3	VEN	P1 P2 P3	2	RAMOS Carlos	VEN
			P1 P2 P3				P1 P2 P3			
			P1 P2 P3				P1 P2 P3			
			P1 P2 P3				P1 P2 P3			

LOWER BRANCH

			P1 P2 P3	7	0/0	MEX	P1 P2 P3	5	MILIAN Alain	CUB
			P1 P2 P3				P1 P2 P3			
			P1 P2 P3				P1 P2 P3			
			P1 P2 P3				P1 P2 P3			

Competition Sheet (with Results)

Hoja de competición (con Resultados) / Planilha da Competição (com Resultados)

QUALIFICATIONS					SEMIFINALS					FINAL								
1	0	MINA Marcelo	ECU	P1	P2	P3	2	4	PER	P1	P2	P3	2	1	PER	P1	P2	P3
	0			0	0	0				12	6	6		0		1	1	0
2	3	BARRERA Sixto	PER	P1	P2	P3	3	0	BRA	P1	P2	P3	7	3	CUB	P1	P2	P3
	9			4	5	0				0	0	0		10		3	7	0
3	3	MACEDO Felipe	BRA	P1	P2	P3	6	0	VEN	P1	P2	P3	7	3	CUB	P1	P2	P3
	10			5	5	0				0	0	0		10		3	7	0
4	1	MERCEDES Hansel	DOM	P1	P2	P3	7	5	CUB	P1	P2	P3	8	3	USA	P1	P2	P3
	8			4	4	0				6	0	0		9		2	4	3
5	1	GRANEROS Modesto	ARG	P1	P2	P3	8	1	VEN	P1	P2	P3	6	1	VEN	P1	P2	P3
	3			0	3	0				0	0	0		3		1	0	3
6	3	BRAZON Alexander	VEN	P1	P2	P3	UPPER BRANCH	3	BRA	P1	P2	P3	LOWER BRANCH	8	USA	P1	P2	P3
	9			6	3	0					6	2				0		2
7	3	HERRERO Odelis	CUB	P1	P2	P3	8	1	VEN	P1	P2	P3	6	1	VEN	P1	P2	P3
	2			1	1	0				6	0	0				2	1	0
8	1	DANTZLER Tc	USA	P1	P2	P3	REPECHAGE	1	ECU	P1	P2	P3	3	BRA	MACEDO Felipe	BRA		
	2			1	1	0					0	2					0	
GOLD																		
7 HERRERO Odelis CUB																		
CLASSIFICATION																		
1 HERRERO Odelis CUB																		
2 BARRERA Sixto PER																		
3 MACEDO Felipe BRA																		
3 DANTZLER Tc USA																		
5 MINA Marcelo ECU																		
5 BRAZON Alexander VEN																		
7 MERCEDES Hansel DOM																		
8 GRANEROS Modesto ARG																		
BRONZE																		
3 MACEDO Felipe BRA																		
8 DANTZLER Tc USA																		

Competition Sheet (with Results)

Hoja de competición (con Resultados) / Planilha da Competição (com Resultados)

QUALIFICATIONS					SEMIFINALS					FINAL								
1	0	AGUILAR Rafael	MEX	P1	P2	P3	2	3	USA	P1	P2	P3	2	3	USA	P1	P2	P3
	0			0	0	0				7	3	4		0			7	5
2	3	VERING Brad	USA	P1	P2	P3	3	1	DOM	P1	P2	P3	3	1	VEN	P1	P2	P3
	11			5	6	0				2	2	0		0			1	0
3	3	ARIAS Jose	DOM	P1	P2	P3	6	1	CUB	P1	P2	P3	7	1	VEN	P1	P2	P3
	11			3	8	0				6	4	1		1			1	0
4	1	RIOUX Jonathan	CAN	P1	P2	P3	7	3	VEN	P1	P2	P3	7	1	VEN	P1	P2	P3
	5			0	5	0				2	0	1		1			1	0
5	0	GOMES Marcelo	BRA	P1	P2	P3	7	3	VEN	P1	P2	P3	7	1	VEN	P1	P2	P3
	0			0	0	0				2	0	1		1			1	0
6	4	ESTRADA Yuniór	CUB	P1	P2	P3	6	1	CUB	P1	P2	P3	7	1	VEN	P1	P2	P3
	15			7	8	0				6	4	1		1			1	0
7	3	BARTOLOZZY Eddy	VEN	P1	P2	P3	7	3	VEN	P1	P2	P3	7	1	VEN	P1	P2	P3
	2			1	0	1				2	0	1		1			1	0
8	1	MOSQUERA Cristian	COL	P1	P2	P3	7	3	VEN	P1	P2	P3	7	1	VEN	P1	P2	P3
	5			1	3	1				2	0	1		1			1	0

REPECHAGE									
1	0	MEX	MEX	P1	P2	P3	3	ARIAS Jose	DOM
	0			0	0	0			
3	4	DOM	DOM	P1	P2	P3	6	ESTRADA Yuniór	CUB
	12			6	6	0			
8	0	COL	COL	P1	P2	P3	6	ESTRADA Yuniór	CUB
	0			0	0	0			
6	5	CUB	CUB	P1	P2	P3	6	ESTRADA Yuniór	CUB
	0			0	0	0			

GOLD		
2	VERING Brad	USA

CLASSIFICATION		
1	VERING Brad	USA
2	BARTOLOZZY Eddy	VEN
3	ARIAS Jose	DOM
3	ESTRADA Yuniór	CUB
5	AGUILAR Rafael	MEX
7	RIOUX Jonathan	CAN
8	GOMES Marcelo	BRA
	DNS MOSQUERA Cristian	COL

Competition Sheet (with Results)

Hoja de competición (con Resultados) / Planilha da Competição (com Resultados)

QUALIFICATIONS						SEMIFINALS						FINAL					
1	AGUILAR Oscar	MEX	P1	P2	P3	1	1	MEX	P1	P2	P3	2	0	BRA	P1	P2	P3
							2						0				
2	FERNANDES Luiz	BRA	P1	P2	P3	2	3	BRA	P1	P2	P3	4	3	USA	P1	P2	P3
							5						12				
3	SIMONO Manuel	DOM	P1	P2	P3	4	3	USA	P1	P2	P3	4	3	USA	P1	P2	P3
							12						10				
4	RUIZ Justin	USA	P1	P2	P3	5	1	VEN	P1	P2	P3	4	3	USA	P1	P2	P3
							3						10				
5	CARABALLO Erwin	VEN	P1	P2	P3	5	1	VEN	P1	P2	P3	4	3	USA	P1	P2	P3
							3						10				
6	GARCIA Erick	CUB	P1	P2	P3	5	3	VEN	P1	P2	P3	4	3	USA	P1	P2	P3
							10						10				
GOLD																	
4 RUIZ Justin USA																	
CLASSIFICATION																	
1 RUIZ Justin USA																	
2 FERNANDES Luiz BRA																	
3 AGUILAR Oscar MEX																	
3 CARABALLO Erwin VEN																	
6 GARCIA Erick CUB																	
5 SIMONO Manuel DOM																	

REPECHAGE																	
UPPER BRANCH																	
1 AGUILAR Oscar MEX																	
LOWER BRANCH																	
5 CARABALLO Erwin VEN																	
BRONZE																	
1 AGUILAR Oscar MEX																	
5 CARABALLO Erwin VEN																	

Competition Sheet (with Results)

Hoja de competición (con Resultados) / Planilha da Competição (com Resultados)

QUALIFICATIONS					SEMIFINALS					FINAL				
1		BYERS Dremiel	USA	P1 P2 P3	1	3	USA	P1 P2 P3	1	1	USA	P1 P2 P3	GOLD 4 LOPEZ Mijail CUB CLASSIFICATION 1 LOPEZ Mijail CUB 2 BYERS Dremiel USA 3 TAUB Ari CAN 3 BARRENO Rafael VEN 5 ARTILHEIRO Rodrigo BRA 6 FELIX Carlos DOM 7 RODRIGUEZ Edwin NCA	
				P1 P2 P3		11		5 6 0		2		1 1 0		
2	0	RODRIGUEZ Edwin	NCA	P1 P2 P3	3	0	CAN	P1 P2 P3						
	0			0 0 0		0		0 0 0						
3	5	TAUB Ari	CAN	P1 P2 P3										
	2			2 0 0										
4	3	LOPEZ Mijail	CUB	P1 P2 P3	4	4	CUB	P1 P2 P3	4	3	CUB	P1 P2 P3		
	10			7 3 0		14		7 7 0		3		1 2 0		
5	0	BARRENO Rafael	VEN	P1 P2 P3										
	0			0 0 0										
6	0	FELIX Carlos	DOM	P1 P2 P3	7	0	BRA	P1 P2 P3						
	1			1 0 0		0		0 0 0						
7	5	ARTILHEIRO Rodrigo	BRA	P1 P2 P3										
	10			1 4 5										
REPECHAGE														
UPPER BRANCH								P1 P2 P3	BRONZE					
									3	TAUB Ari	CAN			
					3		CAN	P1 P2 P3						
LOWER BRANCH								P1 P2 P3	BRONZE					
					5	3	VEN	P1 P2 P3						
						7		4 3 0						
									5	BARRENO Rafael	VEN			
					7	0	BRA	P1 P2 P3						
						0		0 0 0						

Tournament Statistics

Estadísticas del Torneo / Estatísticas do Torneio

24 JUL - 25 JUL 2007

Weight Category	VT	VA	VB	VF	EV	EX	ST	SP	PP	PO	E2
55kg	1 16.7%	0 0.0%	0 0.0%	0 0.0%	0 0.0%	0 0.0%	3 50.0%	0 0.0%	1 16.7%	1 16.7%	0 0.0%
60kg	2 22.2%	0 0.0%	0 0.0%	0 0.0%	0 0.0%	0 0.0%	1 11.1%	0 0.0%	5 55.6%	1 11.1%	0 0.0%
66kg	3 27.3%	0 0.0%	0 0.0%	0 0.0%	0 0.0%	0 0.0%	3 27.3%	0 0.0%	4 36.4%	1 9.1%	0 0.0%
74kg	1 11.1%	0 0.0%	0 0.0%	0 0.0%	0 0.0%	0 0.0%	1 11.1%	0 0.0%	6 66.7%	1 11.1%	0 0.0%
84kg	0 0.0%	1 11.1%	0 0.0%	0 0.0%	0 0.0%	0 0.0%	2 22.2%	0 0.0%	5 55.6%	1 11.1%	0 0.0%
96kg	0 0.0%	0 0.0%	0 0.0%	0 0.0%	0 0.0%	0 0.0%	0 0.0%	0 0.0%	5 83.3%	1 16.7%	0 0.0%
120kg	2 28.6%	0 0.0%	0 0.0%	0 0.0%	0 0.0%	0 0.0%	1 14.3%	0 0.0%	1 14.3%	3 42.9%	0 0.0%
TOTAL	9 15.8%	1 1.8%	0 0.0%	0 0.0%	0 0.0%	0 0.0%	11 19.3%	0 0.0%	27 47.4%	9 15.8%	0 0.0%

Legend:
E2 Both wrestlers have been disqualified due to infringement of the rules

EX 3 Cautions '0' due to error against the rules

PP Decision by Points - the loser with technical points

ST Great Superiority - a difference of 6 points - the loser without points

VB Victory by Injury

VT Victory by Fall

EV Disqualification from the whole competition due to infringement of the rules

PO Decision by Points - the loser without technical point

SP Victory by Technical Superiority with the loser scoring technical points

VA Victory by Withdrawal

VF Victory by Forfeit



Wrestling

Lucha / Luta

Women's Freestyle 48 kg

Lucha Femenina 48 kg / Lutas - Livre 48 kg

Entry List by Weight Category

Lista de Inscripciones por Categoría de Peso / Lista de Inscrições por Categoria de Peso

As of 25 JUL 2007

NOC	Name	Date of Birth	Qualified
BRA - Brazil	SANTOS Susana	16 JUN 1982	
CAN - Canada	HUYNH Carol	16 NOV 1980	
COL - Colombia	ALZATE Yuliana	5 SEP 1982	
ECU - Ecuador	PIZA Diana	28 NOV 1988	
ESA - El Salvador	MEDRANO Ingrid	6 JUL 1979	
PER - Peru	CESPEDES Daney	10 MAR 1988	
USA - United States of America	MURATA Stephanie	16 OCT 1970	
VEN - Venezuela	CARIPA Mayelis	18 JUN 1980	

Total: 8 wrestlers

Note:
All changes are available in INFO



Wrestling

Lucha / Luta

Women's Freestyle 55 kg

Lucha Femenina 55 kg / Lutas - Livre 55 kg

Entry List by Weight Category

Lista de Inscripciones por Categoría de Peso / Lista de Inscrições por Categoria de Peso

As of 25 JUL 2007

NOC	Name	Date of Birth	Qualified
BRA - Brazil	SILVA Joice	20 JUL 1983	
CAN - Canada	VERBEEK Tonya	14 AUG 1977	
COL - Colombia	RENTERIA Jackeline	23 FEB 1986	
CUB - Cuba	del VALLE Yamilka	22 SEP 1987	
ESA - El Salvador	CANALES Lil	11 APR 1981	
MEX - Mexico	BARRON Tahamara	30 MAR 1989	
PUR - Puerto Rico	RIVERA Enid	7 NOV 1980	
USA - United States of America	VANDUSEN Marcie	25 JUN 1982	
VEN - Venezuela	ANDRADE Marcia	20 SEP 1982	

Total: 9 wrestlers

Note:
All changes are available in INFO



Wrestling

Lucha / Luta

Women's Freestyle 63 kg

Lucha Femenina 63 kg / Lutas - Livre 63 kg

Entry List by Weight Category

Lista de Inscripciones por Categoría de Peso / Lista de Inscrições por Categoria de Peso

As of 25 JUL 2007

NOC	Name	Date of Birth	Qualified
ARG - Argentina	VAZQUEZ Luz	2 SEP 1988	
BRA - Brazil	CARDOSO Caroline	28 OCT 1980	
CAN - Canada	DOLAN Megan	1 JAN 1980	
CUB - Cuba	de ARMAS Candida	11 JUN 1987	
DOM - Dominican Republic	TORRES Vanessa	11 MAR 1983	
MEX - Mexico	MIRANDA Diana	26 JUN 1987	
PUR - Puerto Rico	FONSECA Mabel	8 MAY 1972	
USA - United States of America	McMANN Sara	24 SEP 1980	
VEN - Venezuela	ROJAS Yoselin	9 JUL 1983	

Total: 9 wrestlers

Note:
All changes are available in INFO



Wrestling

Lucha / Luta

Women's Freestyle 72 kg

Lucha Femenina 72 kg / Lutas - Livre 72 kg

Entry List by Weight Category

Lista de Inscripciones por Categoría de Peso / Lista de Inscrições por Categoria de Peso

As of 25 JUL 2007

NOC	Name	Date of Birth	Qualified
BRA - Brazil	CONCEICAO Rosangela	8 JUL 1973	
CAN - Canada	AKUFFO Ohenewa	15 FEB 1979	
CUB - Cuba	HECHEVARRIA Liset	28 APR 1984	
DOM - Dominican Republic	BREA Sulmira	3 JAN 1984	
ESA - El Salvador	CARRILLO Wendy	23 SEP 1988	
MEX - Mexico	ARCE Dinorah	29 NOV 1985	
USA - United States of America	MARANO Kristie	24 JAN 1979	
VEN - Venezuela	GUANIPA Marlene	3 NOV 1985	

Total: 8 wrestlers

Note:
All changes are available in INFO

Competition Sheet (with Results)

Hoja de competición (con Resultados) / Planilha da Competição (com Resultados)

QUALIFICATIONS					SEMIFINALS					FINAL																																			
1	0	PIZA Diana	ECU	P1	P2	P3	2	3	CAN	P1	P2	P3	2	3	CAN	P1	P2	P3																											
	0			0	0	0				6	5	1		0			10	6	4	0																									
2	5	HUYNH Carol	CAN	P1	P2	P3	4	1	USA	P1	P2	P3	8	0	ESA	P1	P2	P3																											
	9			6	3	0				1	1	0		0			0	0	0																										
3	0	CESPEDES Daney	PER	P1	P2	P3	5	0	VEN	P1	P2	P3	8	0	ESA	P1	P2	P3																											
	0			0	0	0				0	0	0				0	0	0																											
4	5	MURATA Stephanie	USA	P1	P2	P3	8	5	ESA	P1	P2	P3	5	3	VEN	P1	P2	P3																											
	4			4	0	0				4	4	0		0			10	4	6	0																									
5	3	CARIPA Mayelis	VEN	P1	P2	P3	UPPER BRANCH	1	ECU	P1	P2	P3	4	4	USA	P1	P2	P3																											
	7			4	3	0					0	0				0		6	6	0		12	6	6	0																				
6	0	SANTOS Susana	BRA	P1	P2	P3	LOWER BRANCH	7	COL	P1	P2	P3	5	3	VEN	P1	P2	P3																											
	0			0	0	0					0	0				0		0	1	0		10	4	6	0																				
7	0	ALZATE Yuliana	COL	P1	P2	P3	REPECHAGE	4	MURATA Stephanie	USA	UPPER BRANCH	1	0	ECU	P1	P2	P3																												
	0			0	0	0										0	0	0		0	0	0		0	0	0																			
8	5	MEDRANO Ingrid	ESA	P1	P2	P3	LOWER BRANCH	7	COL	P1	P2	P3	5	3	VEN	P1	P2	P3																											
	3			3	0	0					1	1				0		4	6	0		10	4	6	0																				
<table border="1"> <thead> <tr> <th colspan="3">GOLD</th> </tr> </thead> <tbody> <tr> <td>2</td> <td>HUYNH Carol</td> <td>CAN</td> </tr> </tbody> </table>																			GOLD			2	HUYNH Carol	CAN																					
GOLD																																													
2	HUYNH Carol	CAN																																											
<table border="1"> <thead> <tr> <th colspan="3">CLASSIFICATION</th> </tr> </thead> <tbody> <tr><td>1</td><td>HUYNH Carol</td><td>CAN</td></tr> <tr><td>2</td><td>MEDRANO Ingrid</td><td>ESA</td></tr> <tr><td>3</td><td>MURATA Stephanie</td><td>USA</td></tr> <tr><td>4</td><td>CARIPA Mayelis</td><td>VEN</td></tr> <tr><td>5</td><td>PIZA Diana</td><td>ECU</td></tr> <tr><td>6</td><td>ALZATE Yuliana</td><td>COL</td></tr> <tr><td>7</td><td>CESPEDES Daney</td><td>PER</td></tr> <tr><td>8</td><td>SANTOS Susana</td><td>BRA</td></tr> </tbody> </table>																			CLASSIFICATION			1	HUYNH Carol	CAN	2	MEDRANO Ingrid	ESA	3	MURATA Stephanie	USA	4	CARIPA Mayelis	VEN	5	PIZA Diana	ECU	6	ALZATE Yuliana	COL	7	CESPEDES Daney	PER	8	SANTOS Susana	BRA
CLASSIFICATION																																													
1	HUYNH Carol	CAN																																											
2	MEDRANO Ingrid	ESA																																											
3	MURATA Stephanie	USA																																											
4	CARIPA Mayelis	VEN																																											
5	PIZA Diana	ECU																																											
6	ALZATE Yuliana	COL																																											
7	CESPEDES Daney	PER																																											
8	SANTOS Susana	BRA																																											

Competition Sheet (with Results)

Hoja de competición (con Resultados) / Planilha da Competição (com Resultados)

QUALIFICATIONS				QUARTERFINALS				SEMIFINALS				FINAL			
1	VANDUSEN Marcie	USA	P1 P2 P3	1	4 15	USA	P1 P2 P3 7 8 0	1	3 9	USA	P1 P2 P3 0 2 7	1	1 9	USA	P1 P2 P3 0 7 2
2	BARRON Tahamara	MEX	P1 P2 P3	2	1 1	MEX	P1 P2 P3 1 0 0	3	1 10	CAN	P1 P2 P3 7 1 2	9	3 3	COL	P1 P2 P3 1 0 2
3	VERBEEK Tonya	CAN	P1 P2 P3	3	5 15	CAN	P1 P2 P3 7 8 0	5	1 2	VEN	P1 P2 P3 2 0 0	9	3 3	COL	P1 P2 P3 1 1 1
4	SILVA Joice	BRA	P1 P2 P3	4	0 1	BRA	P1 P2 P3 1 0 0	6	0 0	PUR	P1 P2 P3 0 0 0	9	5 7	COL	P1 P2 P3 7 0 0
5	ANDRADE Marcia	VEN	P1 P2 P3	5	5 7	VEN	P1 P2 P3 4 3 0	7	0 0	CUB	P1 P2 P3 0 0 0	9	3 3	COL	P1 P2 P3 7 0 0
6	RIVERA Enid	PUR	P1 P2 P3	6	0 0	PUR	P1 P2 P3 0 0 0	9	3 3	COL	P1 P2 P3 1 1 1	9	5 7	COL	P1 P2 P3 7 0 0
7	del VALLE Yamilka	CUB	P1 P2 P3	7	0 0	CUB	P1 P2 P3 0 0 0	9	3 3	COL	P1 P2 P3 1 1 1	9	5 7	COL	P1 P2 P3 7 0 0
8	CANALES Lil	ESA	P1 P2 P3 3 0 0	9	5 7	COL	P1 P2 P3 7 0 0	9	3 3	COL	P1 P2 P3 1 1 1	9	5 7	COL	P1 P2 P3 7 0 0
9	RENTERIA Jackeline	COL	P1 P2 P3 4 4 0	9	5 7	COL	P1 P2 P3 7 0 0	9	3 3	COL	P1 P2 P3 1 1 1	9	5 7	COL	P1 P2 P3 7 0 0


REPECHAGE											
UPPER BRANCH											
2	MEX	P1 P2 P3	2	0 0	MEX	P1 P2 P3 0 0 0	3	4 13	CAN	P1 P2 P3 6 7 0	
LOWER BRANCH											
8	3 5	ESA	P1 P2 P3 1 4 0	8	0 0	ESA	P1 P2 P3 0 0 0	5	4 13	VEN	P1 P2 P3 7 6 0
7	1 3	CUB	P1 P2 P3 0 3 0	5	4 13	VEN	P1 P2 P3 7 6 0	5	4 13	VEN	P1 P2 P3 7 6 0

GOLD		
9	RENTERIA Jackeline	COL

CLASSIFICATION		
1	RENTERIA Jackeline	COL
2	VANDUSEN Marcie	USA
3	VERBEEK Tonya	CAN
3	ANDRADE Marcia	VEN
5	BARRON Tahamara	MEX
5	CANALES Lil	ESA
7	del VALLE Yamilka	CUB
8	SILVA Joice	BRA
9	RIVERA Enid	PUR

Competition Sheet (with Results)

Hoja de competición (con Resultados) / Planilha da Competição (com Resultados)



CLASSIFICATION

1	McMANN Sara	USA
2	ROJAS Yoselin	VEN
3	DOLAN Megan	CAN
3	FONSECA Mabel	PUR
5	de ARMAS Candida	CUB
5	TORRES Vanessa	DOM
7	MIRANDA Diana	MEX
8	VAZQUEZ Luz	ARG
9	CARDOSO Caroline	BRA

Competition Sheet (with Results)

Hoja de competición (con Resultados) / Planilha da Competição (com Resultados)

QUALIFICATIONS				SEMIFINALS				FINAL				GOLD																																		
1	CONCEICAO Rosangela BRA			P1	P2	P3	1	1	2	BRA	P1	P2	P3	2	5	4	USA	P1	P2	P3	2	MARANO Kristie	USA																							
						1																		1	0	4	0	0																		
				P1	P2	P3																																								
2	3 MARANO Kristie USA			P1	P2	P3	2	3	4	USA	P1	P2	P3																																	
	10			6	4	0								3	1	0																														
3	1 BREA Sulmira DOM			P1	P2	P3																																								
	2			0	2	0																																								
4	5 HECHEVARRIA Liset CUB			P1	P2	P3	4	1	2	CUB	P1	P2	P3																																	
	7			3	4	0								1	1	0																														
5	0 GUANIPA Marlene VEN			P1	P2	P3																																								
	0			0	0	0																																								
6	0 CARRILLO Wendy ESA			P1	P2	P3	7	3	3	CAN	P1	P2	P3																																	
	0			0	0	0								1	2	0																														
7	3 AKUFFO Ohenewa CAN			P1	P2	P3																																								
	8			2	6	0																																								
																					CLASSIFICATION																									
																					1	MARANO Kristie	USA																							
																					2	AKUFFO Ohenewa	CAN																							
																					3	CONCEICAO Rosangela	BRA																							
																					3	HECHEVARRIA Liset	CUB																							
																					5	BREA Sulmira	DOM																							
																					5	CARRILLO Wendy	ESA																							
																					7	GUANIPA Marlene	VEN																							
																					DNS	ARCE Dinorah	MEX																							
REPECHAGE																																														
																								BRONZE																						
																								1	CONCEICAO Rosangela BRA																					
																								3	0	0	DOM	P1	P2	P3																
																									0	0	0																			
																								1	3	4	BRA	P1	P2	P3																
																												3	1	0																
																								6	0	0	ESA	P1	P2	P3																
																												0	0	0																
																								4	3	3	CUB	P1	P2	P3																
																												1	2	0																
UPPER BRANCH												LOWER BRANCH																																		

Tournament Statistics

Estadísticas del Torneo / Estatísticas do Torneio

26 JUL - 26 JUL 2007

Weight Category	VT	VA	VB	VF	EV	EX	ST	SP	PP	PO	E2
48kg	4 44.4%	0 0.0%	0 0.0%	0 0.0%	0 0.0%	0 0.0%	1 11.1%	0 0.0%	2 22.2%	2 22.2%	0 0.0%
51kg	0 0.0%	0 0.0%	0 0.0%	0 0.0%	0 0.0%	0 0.0%	0 0.0%	0 0.0%	0 0.0%	0 0.0%	0 0.0%
55kg	3 27.3%	0 0.0%	0 0.0%	0 0.0%	0 0.0%	0 0.0%	2 18.2%	1 9.1%	5 45.5%	0 0.0%	0 0.0%
59kg	0 0.0%	0 0.0%	0 0.0%	0 0.0%	0 0.0%	0 0.0%	0 0.0%	0 0.0%	0 0.0%	0 0.0%	0 0.0%
63kg	3 27.3%	0 0.0%	0 0.0%	0 0.0%	0 0.0%	0 0.0%	0 0.0%	0 0.0%	6 54.5%	2 18.2%	0 0.0%
67kg	0 0.0%	0 0.0%	0 0.0%	0 0.0%	0 0.0%	0 0.0%	0 0.0%	0 0.0%	0 0.0%	0 0.0%	0 0.0%
72kg	2 25.0%	0 0.0%	0 0.0%	0 0.0%	0 0.0%	0 0.0%	0 0.0%	0 0.0%	3 37.5%	3 37.5%	0 0.0%
TOTAL	12 30.8%	0 0.0%	0 0.0%	0 0.0%	0 0.0%	0 0.0%	3 7.7%	1 2.6%	16 41.0%	7 17.9%	0 0.0%

Legend:

E2 Both wrestlers have been disqualified due to infringement of the rules
EX 3 Cautions '0' due to error against the rules
PP Decision by Points - the loser with technical points
ST Great Superiority - a difference of 6 points - the loser without points
VB Victory by Injury
VT Victory by Fall

EV Disqualification from the whole competition due to infringement of the rules
PO Decision by Points - the loser without technical point
SP Victory by Technical Superiority with the loser scoring technical points
VA Victory by Withdrawal
VF Victory by Forfeit



Wrestling

Lucha / Luta

Men's Freestyle 55 kg

Lucha Libre 55 kg / Lutas - Livre 55 kg

Entry List by Weight Category

Lista de Inscripciones por Categoría de Peso / Lista de Inscrições por Categoria de Peso

As of 26 JUL 2007

NOC	Name	Date of Birth	Qualified
BRA - Brazil	PEDROSA Vinicius	5 MAR 1979	
CAN - Canada	MWENGA Promise	22 DEC 1982	
COL - Colombia	SERRANO Fredy	22 SEP 1979	
CUB - Cuba	MORENO Andy	19 MAY 1985	
ECU - Ecuador	VÁSQUEZ Carlos	19 SEP 1988	
ESA - El Salvador	DUBON Alexander	23 JAN 1987	
USA - United States of America	CEJUDO Henry	9 FEB 1987	
VEN - Venezuela	ROBERTY Cesar	9 SEP 1986	

Total: 8 wrestlers

Note:
All changes are available in INFO



Wrestling

Lucha / Luta

Men's Freestyle 60 kg

Lucha Libre 60 kg / Lutas - Livre 60 kg

Entry List by Weight Category

Lista de Inscripciones por Categoría de Peso / Lista de Inscrições por Categoria de Peso

As of 27 JUL 2007

NOC	Name	Date of Birth	Qualified
BRA - Brazil	SILVA Waldeci	9 JUL 1982	
COL - Colombia	DUQUE Iván	21 MAY 1987	
CUB - Cuba	QUINTANA Yandro	30 NOV 1980	
ESA - El Salvador	PORTILLO Luis	25 MAY 1988	
MEX - Mexico	VIRAMONTES Jose	15 JAN 1983	
PAN - Panama	GONZALEZ Antonio	4 FEB 1977	
PER - Peru	PARIMANGO Aldo	3 NOV 1984	
USA - United States of America	ZADICK Michael	12 JUL 1978	
VEN - Venezuela	SOLORZANO Tomas	12 JUN 1982	

Total: 9 wrestlers

Note:
All changes are available in INFO



Wrestling

Lucha / Luta

Men's Freestyle 66 kg

Lucha Libre 66 kg / Lutas - Livre 66 kg

Entry List by Weight Category

Lista de Inscripciones por Categoría de Peso / Lista de Inscrições por Categoria de Peso

As of 26 JUL 2007

NOC	Name	Date of Birth	Qualified
ARG - Argentina	SILVA Alfredo	25 JUL 1987	
BRA - Brazil	BARCELOS Raoni	5 JAN 1987	
CAN - Canada	NCUBE Cleopas	21 NOV 1983	
COL - Colombia	HURTADO Edison	25 JUL 1972	
CUB - Cuba	GARZON Geandry	5 NOV 1983	
PUR - Puerto Rico	SOTO Pedro	23 JUL 1986	
USA - United States of America	SCHWAB Doug	3 AUG 1977	
VEN - Venezuela	ROBERTY Ricardo	12 OCT 1982	

Total: 8 wrestlers

Note:
All changes are available in INFO



Wrestling

Lucha / Luta

Men's Freestyle 74 kg

Lucha Libre 74 kg / Lutas - Livre 74 kg

Entry List by Weight Category

Lista de Inscripciones por Categoría de Peso / Lista de Inscrições por Categoria de Peso

As of 27 JUL 2007

NOC	Name	Date of Birth	Qualified
BRA - Brazil	PIMENTA Renato	3 JUL 1974	
CAN - Canada	GENTRY Matt	30 JUL 1982	
CHI - Chile	CANDIA Nibaldo	18 DEC 1985	
COL - Colombia	MEDINA Wilson	8 AUG 1983	
CUB - Cuba	FUNDORA Ivan	14 APR 1976	
PER - Peru	CUBAS David	17 JUN 1978	
USA - United States of America	HESKETT Joe	20 AUG 1978	
VEN - Venezuela	BLANCO Maximo	16 OCT 1983	

Total: 8 wrestlers

Note:
All changes are available in INFO



Wrestling

Lucha / Luta

Men's Freestyle 84 kg

Lucha Libre 84 kg / Lutas - Livre 84 kg

Entry List by Weight Category

Lista de Inscripciones por Categoría de Peso / Lista de Inscrições por Categoria de Peso

As of 26 JUL 2007

NOC	Name	Date of Birth	Qualified
BAH - Bahamas	ROLLE Jason	29 AUG 1982	
BRA - Brazil	JAOUDE Adrian	10 NOV 1981	
CAN - Canada	BANIHASHEMI Roozbah	1 JAN 1980	
COL - Colombia	PIEDRAHITA Rodrigo	6 JUN 1983	
CUB - Cuba	ZUÑIGA Roerlandy	20 JAN 1983	
DOM - Dominican Republic	MINIER Porfirio	3 MAR 1980	
NCA - Nicaragua	ASGARI Ardeshir	4 FEB 1963	
PUR - Puerto Rico	GARCIA Manuel	10 APR 1976	
USA - United States of America	HROVAT Andrew	21 JAN 1980	
VEN - Venezuela	GONZALEZ Jesus	9 JUL 1983	

Total: 10 wrestlers

Note:
All changes are available in INFO



Wrestling

Lucha / Luta

Men's Freestyle 96 kg

Lucha Libre 96 kg / Lutas - Livre 96 kg

Entry List by Weight Category

Lista de Inscripciones por Categoría de Peso / Lista de Inscrições por Categoria de Peso

As of 27 JUL 2007

NOC	Name	Date of Birth	Qualified
BRA - Brazil	JAOUDE Antoine	1 MAY 1977	
CAN - Canada	NEUFELD Mike	1 JAN 1980	
COL - Colombia	HERNÁNDEZ Arnulfo	12 SEP 1973	
CUB - Cuba	BATISTA Michel	3 APR 1977	
ESA - El Salvador	SERRANO William	18 JAN 1988	
MEX - Mexico	DELGADO Juan	15 DEC 1980	
USA - United States of America	CORMIER Daniel	20 MAR 1979	
VEN - Venezuela	VIVENES Luis	6 OCT 1980	

Total: 8 wrestlers

Note:
All changes are available in INFO



Wrestling

Lucha / Luta

Men's Freestyle 120 kg

Lucha Libre 120 kg / Lutas - Livre 120 kg

Entry List by Weight Category

Lista de Inscripciones por Categoría de Peso / Lista de Inscrições por Categoria de Peso

As of 26 JUL 2007

NOC	Name	Date of Birth	Qualified
ARG - Argentina	GATTAREO Gustavo	22 JAN 1982	
BRA - Brazil	RODRIGUES Diego	10 JUN 1986	
CAN - Canada	BHULLAR Arjan	1 JAN 1980	
CUB - Cuba	RODRIGUEZ Alexis	7 JUL 1978	
DOM - Dominican Republic	FELIX Carlos	23 JUL 1980	
MEX - Mexico	LANGOWSKI Lawrence	11 JUN 1985	
USA - United States of America	ROWLANDS Tommy	3 JUN 1981	
VEN - Venezuela	SANCHEZ Jonsi	7 APR 1979	

Total: 8 wrestlers

Note:
All changes are available in INFO

Competition Sheet (with Results)

Hoja de competición (con Resultados) / Planilha da Competição (com Resultados)

QUALIFICATIONS					SEMIFINALS					FINAL								
1	1/2	MWENGA Promise	CAN	P1 P2 P3 2 0 0	2	3/3	CUB	P1 P2 P3 1 2 0	2	1/3	CUB	P1 P2 P3 0 3 0	7	GOLD		7	CEJUDO Henry	USA
2	3/6	MORENO Andy	CUB	P1 P2 P3 3 3 0		0/0	VEN	P1 P2 P3 0 0 0		3/4	USA	P1 P2 P3 1 3 0		CLASSIFICATION			1	CEJUDO Henry
3	0/0	DUBON Alexander	ESA	P1 P2 P3 0 0 0	4	0/0	BRA	P1 P2 P3 0 0 0	6	3/4	USA	P1 P2 P3 1 3 0	2	MORENO Andy	CUB			
4	3/3	ROBERTY Cesar	VEN	P1 P2 P3 1 2 0		0/0	USA	P1 P2 P3 3 6 0		3	ROBERTY Cesar	VEN	3	SERRANO Fredy	COL			
5	1/3	VÁSQUEZ Carlos	ECU	P1 P2 P3 0 3 0	6	0/0	BRA	P1 P2 P3 0 0 0	6	3/4	USA	P1 P2 P3 1 3 0	5	MWENGA Promise	CAN			
6	3/12	PEDROSA Vinicius	BRA	P1 P2 P3 5 7 0		3/9	USA	P1 P2 P3 3 6 0		4	SERRANO Fredy	COL	5	PEDROSA Vinicius	BRA			
7	3/5	CEJUDO Henry	USA	P1 P2 P3 2 3 0	7	3/9	USA	P1 P2 P3 3 6 0	7	3/4	USA	P1 P2 P3 1 3 0	7	VÁSQUEZ Carlos	ECU			
8	1/1	SERRANO Fredy	COL	P1 P2 P3 1 0 0		0/0	CAN	P1 P2 P3 0 0 0		8	DUBON Alexander	ESA	8	DUBON Alexander	ESA			

REPECHAGE

UPPER BRANCH

LOWER BRANCH

BRONZE										
1	0/0	CAN	P1 P2 P3 0 0 0	4	3/3	VEN	P1 P2 P3 2 1 0	4	ROBERTY Cesar	VEN
4	3/3	VEN	P1 P2 P3 2 1 0		8	3/11	COL	P1 P2 P3 7 4 0	8	SERRANO Fredy
6	1/1	BRA	P1 P2 P3 0 1 0							

Competition Sheet (with Results)

Hoja de competición (con Resultados) / Planilha da Competição (com Resultados)

QUALIFICATIONS				QUARTERFINALS				SEMIFINALS				FINAL			
1	VIRAMONTES Jose	MEX	P1 P2 P3	1	1 2	MEX	P1 P2 P3 0 2 0	2	0 0	VEN	P1 P2 P3 0 0 0	3	3 4	CUB	P1 P2 P3 3 1 0
2	SOLORZANO Tomas	VEN	P1 P2 P3	2	3 6	VEN	P1 P2 P3 2 4 0	3	4 14	CUB	P1 P2 P3 7 7 0	8	0 0	USA	P1 P2 P3 0 0 0
3	QUINTANA Yandro	CUB	P1 P2 P3	3	4 12	CUB	P1 P2 P3 6 6 0	6	0 0	PER	P1 P2 P3 0 0 0	9	0 0	PAN	P1 P2 P3 0 0 0
4	SILVA Waldeci	BRA	P1 P2 P3	4	0 0	BRA	P1 P2 P3 0 0 0	7	0 0	COL	P1 P2 P3 0 0 0	UPPER BRANCH			
5	PORTILLO Luis	ESA	P1 P2 P3	5	1 4	ESA	P1 P2 P3 3 1 0	8	3 4	USA	P1 P2 P3 1 3 0	LOWER BRANCH			
6	PARIMANGO Aldo	PER	P1 P2 P3	6	3 11	PER	P1 P2 P3 5 6 0	UPPER BRANCH							
7	DUQUE Iván	COL	P1 P2 P3	7	0 0	COL	P1 P2 P3 0 0 0	2	3 11	VEN	P1 P2 P3 4 7 0				
8	ZADICK Michael	USA	P1 P2 P3 6 7 0	8	3 5	USA	P1 P2 P3 4 1 0	6	1 3	COL	P1 P2 P3 3 0 0				
9	GONZALEZ Antonio	PAN	P1 P2 P3 0 0 0	9	1 5	PAN	P1 P2 P3 3 2 0	7	3 6	COL	P1 P2 P3 3 3 0				
REPECHAGE															
BRONZE															
2 SOLORZANO Tomas VEN															
6															
6 PARIMANGO Aldo PER															

CLASSIFICATION

1	QUINTANA Yandro	CUB
2	ZADICK Michael	USA
3	SOLORZANO Tomas	VEN
3	PARIMANGO Aldo	PER
5	SILVA Waldeci	BRA
5	DUQUE Iván	COL
7	GONZALEZ Antonio	PAN
8	PORTILLO Luis	ESA
9	VIRAMONTES Jose	MEX

Competition Sheet (with Results)

Hoja de competición (con Resultados) / Planilha da Competição (com Resultados)

QUALIFICATIONS					SEMIFINALS					FINAL				
1	0	ROBERTY Ricardo	VEN	P1 P2 P3	2	3	CUB	P1 P2 P3	GOLD 2 GARZON Geandry CUB					
	0			0 0 0		10		7 3 0						
2	3	GARZON Geandry	CUB	P1 P2 P3										
	5			1 4 0										
3	1	NCUBE Cleopas	CAN	P1 P2 P3	4	1	USA	P1 P2 P3						
	5			3 2 0		2		0 2 0						
4	3	SCHWAB Doug	USA	P1 P2 P3										
	6			3 2 1										
5	3	HURTADO Edison	COL	P1 P2 P3	5	3	COL	P1 P2 P3	CLASSIFICATION 1 GARZON Geandry CUB 2 HURTADO Edison COL 3 SCHWAB Doug USA 3 SOTO Pedro PUR 5 ROBERTY Ricardo VEN 5 SILVA Alfredo ARG 7 NCUBE Cleopas CAN 8 BARCELOS Raoni BRA					
	6			4 2 0		8		2 3 3						
6	0	SILVA Alfredo	ARG	P1 P2 P3										
	0			0 0 0										
7	3	SOTO Pedro	PUR	P1 P2 P3										
	6			1 5 0	7	1	PUR	P1 P2 P3						
8	1	BARCELOS Raoni	BRA	P1 P2 P3		6		5 1 0						
	2			1 1 0										
REPECHAGE														
UPPER BRANCH					BRONZE									
	1	1	VEN	P1 P2 P3	4	4	SCHWAB Doug	USA						
		4		3 1 0										
	4	3	USA	P1 P2 P3										
		6		4 1 1										
LOWER BRANCH														
	6	0	ARG	P1 P2 P3	7	7	SOTO Pedro	PUR						
		0		0 0 0										
	7	3	PUR	P1 P2 P3										
		2		1 1 0										

Competition Sheet (with Results)

Hoja de competición (con Resultados) / Planilha da Competição (com Resultados)

QUALIFICATIONS					SEMIFINALS					FINAL									
1	3 12	FUNDORA Ivan	CUB	P1 7	P2 5	P3 0	1	5 3	CUB	P1 3	P2 0	P3 0	1	3 8	CUB	P1 5	P2 3	P3 0	GOLD 1 FUNDORA Ivan CUB CLASSIFICATION 1 FUNDORA Ivan CUB 2 HESKETT Joe USA 3 MEDINA Wilson COL 3 GENTRY Matt CAN 5 PIMENTA Renato BRA 5 BLANCO Maximo VEN 7 CUBAS David PER 8 CANDIA Nibaldo CHI
2	0 0	MEDINA Wilson	COL	P1 0	P2 0	P3 0	3	0 0	BRA	P1 0	P2 0	P3 0	6	3 6	USA	P1 1	P2 3	P3 2	
3	3 3	PIMENTA Renato	BRA	P1 2	P2 1	P3 0	6	1 1	USA	P1 0	P2 1	P3 0	7	4 15	CAN	P1 9	P2 6	P3 0	
4	0 0	CANDIA Nibaldo	CHI	P1 0	P2 0	P3 0	7	1 3	CAN	P1 3	P2 0	P3 0	8	1 3	PER	P1 3	P2 0	P3 0	
5	0 0	BLANCO Maximo	VEN	P1 0	P2 0	P3 0	UPPER BRANCH					LOWER BRANCH							
6	3 3	HESKETT Joe	USA	P1 1	P2 2	P3 0	UPPER BRANCH					LOWER BRANCH							
7	4 15	GENTRY Matt	CAN	P1 9	P2 6	P3 0	UPPER BRANCH					LOWER BRANCH							
8	1 3	CUBAS David	PER	P1 3	P2 0	P3 0	UPPER BRANCH					LOWER BRANCH							
REPECHAGE																			
2	4 12	MEDINA Wilson	COL	P1 6	P2 6	P3 0	UPPER BRANCH					LOWER BRANCH							
3	0 0	PIMENTA Renato	BRA	P1 0	P2 0	P3 0	UPPER BRANCH					LOWER BRANCH							
5	0 0	BLANCO Maximo	VEN	P1 0	P2 0	P3 0	UPPER BRANCH					LOWER BRANCH							
7	3 3	GENTRY Matt	CAN	P1 2	P2 1	P3 0	UPPER BRANCH					LOWER BRANCH							

Competition Sheet (with Results)

Hoja de competición (con Resultados) / Planilha da Competição (com Resultados)

QUALIFICATIONS				QUARTERFINALS				SEMIFINALS				FINAL			
1	HROVAT Andrew	USA	P1 P2 P3	1	5/6	USA	P1 P2 P3	1	3/13	USA	P1 P2 P3	1	1/4	USA	P1 P2 P3
			P1 P2 P3				P1 P2 P3				P1 P2 P3				P1 P2 P3
2	GONZALEZ Jesus	VEN	P1 P2 P3	2	0/1	VEN	P1 P2 P3				P1 P2 P3				P1 P2 P3
			P1 P2 P3				P1 P2 P3				P1 P2 P3				P1 P2 P3
3	ZUÑIGA Roerlandy	CUB	P1 P2 P3	3	3/5	CUB	P1 P2 P3	3	1/6	CUB	P1 P2 P3				P1 P2 P3
			P1 P2 P3				P1 P2 P3				P1 P2 P3				P1 P2 P3
4	JAOUDE Adrian	BRA	P1 P2 P3	4	0/0	BRA	P1 P2 P3				P1 P2 P3				P1 P2 P3
			P1 P2 P3				P1 P2 P3				P1 P2 P3				P1 P2 P3
5	GARCIA Manuel	PUR	P1 P2 P3	5	0/0	PUR	P1 P2 P3	6	3/4	CAN	P1 P2 P3				P1 P2 P3
			P1 P2 P3				P1 P2 P3				P1 P2 P3				P1 P2 P3
6	BANIHASHEMI Roozbah	CAN	P1 P2 P3	6	3/3	CAN	P1 P2 P3				P1 P2 P3	6	3/4	CAN	P1 P2 P3
			P1 P2 P3				P1 P2 P3				P1 P2 P3				P1 P2 P3
7	ROLLE Jason	BAH	P1 P2 P3	7	0/0	BAH	P1 P2 P3	8	1/1	COL	P1 P2 P3				P1 P2 P3
			P1 P2 P3				P1 P2 P3				P1 P2 P3				P1 P2 P3
8	PIEDRAHITA Rodrigo	COL	P1 P2 P3	8	5/7	COL	P1 P2 P3				P1 P2 P3				P1 P2 P3
			P1 P2 P3				P1 P2 P3				P1 P2 P3				P1 P2 P3
9	MINIER Porfirio	DOM	P1 P2 P3				P1 P2 P3				P1 P2 P3				P1 P2 P3
			P1 P2 P3				P1 P2 P3				P1 P2 P3				P1 P2 P3
REPECHAGE															
UPPER BRANCH							P1 P2 P3	2	0/0	VEN	P1 P2 P3	BRONZE			
			P1 P2 P3	2		VEN	P1 P2 P3				P1 P2 P3	3	ZUÑIGA Roerlandy	CUB	
			P1 P2 P3				P1 P2 P3	3	3/3	CUB	P1 P2 P3				
			P1 P2 P3				P1 P2 P3				P1 P2 P3				
LOWER BRANCH							P1 P2 P3	5	0/0	PUR	P1 P2 P3				
			P1 P2 P3	5		PUR	P1 P2 P3	8	3/2	COL	P1 P2 P3				
			P1 P2 P3				P1 P2 P3				P1 P2 P3				

GOLD
6 BANIHASHEMI Roozbah CAN

CLASSIFICATION

1	BANIHASHEMI Roozbah	CAN
2	HROVAT Andrew	USA
3	ZUÑIGA Roerlandy	CUB
3	PIEDRAHITA Rodrigo	COL
5	GONZALEZ Jesus	VEN
5	GARCIA Manuel	PUR
7	JAOUDE Adrian	BRA
7	MINIER Porfirio	DOM
9	ROLLE Jason	BAH
	DNS ASGARI Ardeshir	NCA

Competition Sheet (with Results)

Hoja de competición (con Resultados) / Planilha da Competição (com Resultados)

QUALIFICATIONS					SEMIFINALS					FINAL																													
1	1	DELGADO Juan	MEX	P1	P2	P3	2	0	COL	P1	P2	P3	4	3	CUB	P1	P2	P3	4	BATISTA Michel	CUB																		
	1			0	1	0				0	0	0				2	1	0			1	1	0																
2	3	HERNÁNDEZ Arnulfo	COL	P1	P2	P3	4	3	CUB	P1	P2	P3	6	1	VEN	P1	P2	P3	6	1	VEN	P1	P2	P3	7	1	BRA	P1	P2	P3	8	1	ESA	P1	P2	P3	8	SERRANO William	ESA
	5			1	4	0				4	3	1		0			3	4		0			3	4		0			1	0		0			1	0		0	
3	1	CORMIER Daniel	USA	P1	P2	P3	6	3	VEN	P1	P2	P3	6	1	VEN	P1	P2	P3	6	1	VEN	P1	P2	P3	7	3	BRA	P1	P2	P3	8	1	ESA	P1	P2	P3	8	SERRANO William	ESA
	4			2	2	0				6	3	5		5		0		3		4		0		3		4		0		1		0		0		3		4	0
4	3	BATISTA Michel	CUB	P1	P2	P3	6	3	VEN	P1	P2	P3	6	1	VEN	P1	P2	P3	6	1	VEN	P1	P2	P3	7	3	BRA	P1	P2	P3	8	1	ESA	P1	P2	P3	8	SERRANO William	ESA
	7			0	4	3				6	3	5		5		0		3		4		0		3		4		0		1		0		0		3		4	0
5	1	NEUFELD Mike	CAN	P1	P2	P3	6	3	VEN	P1	P2	P3	6	1	VEN	P1	P2	P3	6	1	VEN	P1	P2	P3	7	3	BRA	P1	P2	P3	8	1	ESA	P1	P2	P3	8	SERRANO William	ESA
	1			1	0	0				6	3	5		5		0		3		4		0		3		4		0		1		0		0		3		4	0
6	3	VIVENES Luis	VEN	P1	P2	P3	6	3	VEN	P1	P2	P3	6	1	VEN	P1	P2	P3	6	1	VEN	P1	P2	P3	7	3	BRA	P1	P2	P3	8	1	ESA	P1	P2	P3	8	SERRANO William	ESA
	3			2	1	0				6	3	5		5		0		3		4		0		3		4		0		1		0		0		3		4	0
7	3	JAOUDE Antoine	BRA	P1	P2	P3	6	3	VEN	P1	P2	P3	6	1	VEN	P1	P2	P3	6	1	VEN	P1	P2	P3	7	3	BRA	P1	P2	P3	8	1	ESA	P1	P2	P3	8	SERRANO William	ESA
	7			3	4	0				6	3	5		5		0		3		4		0		3		4		0		1		0		0		3		4	0
8	1	SERRANO William	ESA	P1	P2	P3	6	3	VEN	P1	P2	P3	6	1	VEN	P1	P2	P3	6	1	VEN	P1	P2	P3	7	3	BRA	P1	P2	P3	8	1	ESA	P1	P2	P3	8	SERRANO William	ESA
	1			1	0	0				6	3	5		5		0		3		4		0		3		4		0		1		0		0		3		4	0

REPECHAGE										
3	3	CORMIER Daniel	USA	P1	P2	P3	3	3	CORMIER Daniel	USA
	10			3	7	0				
2	0	NEUFELD Mike	CAN	P1	P2	P3	5	5	NEUFELD Mike	CAN
	0			0	0	0				
5	5	NEUFELD Mike	CAN	P1	P2	P3	5	5	NEUFELD Mike	CAN
	0			0	0	0				
7	0	NEUFELD Mike	CAN	P1	P2	P3	5	5	NEUFELD Mike	CAN
	0			0	0	0				

UPPER BRANCH	
3	CORMIER Daniel USA

LOWER BRANCH	
5	NEUFELD Mike CAN

GOLD	
4	BATISTA Michel CUB

CLASSIFICATION	
1	BATISTA Michel CUB
2	VIVENES Luis VEN
3	CORMIER Daniel USA
3	NEUFELD Mike CAN
5	HERNÁNDEZ Arnulfo COL
5	JAOUDE Antoine BRA
7	DELGADO Juan MEX
8	SERRANO William ESA

Competition Sheet (with Results)

Hoja de competición (con Resultados) / Planilha da Competição (com Resultados)

QUALIFICATIONS					SEMIFINALS					FINAL								
1	3/5	SANCHEZ Jonsi	VEN	P1 P2 P3 0 1 4	1	0	VEN	P1 P2 P3 0 0 0	4	3	CUB	P1 P2 P3 2 3 0	4	GOLD		4	RODRIGUEZ Alexis	CUB
2	1/2	LANGOWSKI Lawrence	MEX	P1 P2 P3 1 0 1		0	VEN	P1 P2 P3 0 0 0		3	CUB	P1 P2 P3 2 3 0		CLASSIFICATION			1	RODRIGUEZ Alexis
3	0/0	FELIX Carlos	DOM	P1 P2 P3 0 0 0	4	4	CUB	P1 P2 P3 6 6 0	5	1	USA	P1 P2 P3 1 0 0	5	2	ROWLANDS Tommy	USA		
4	3/12	RODRIGUEZ Alexis	CUB	P1 P2 P3 5 7 0		4	CUB	P1 P2 P3 6 6 0		1	USA	P1 P2 P3 1 0 0		3	FELIX Carlos	DOM		
5	4/14	ROWLANDS Tommy	USA	P1 P2 P3 7 7 0	5	3	USA	P1 P2 P3 1 1 0	7	0	CAN	P1 P2 P3 0 0 0	7	5	SANCHEZ Jonsi	VEN		
6	0/0	GATTAREO Gustavo	ARG	P1 P2 P3 0 0 0		3	USA	P1 P2 P3 1 1 0		0	CAN	P1 P2 P3 0 0 0		5	GATTAREO Gustavo	ARG		
7	3/7	BHULLAR Arjan	CAN	P1 P2 P3 3 1 3	7	0	CAN	P1 P2 P3 0 0 0	5	1	USA	P1 P2 P3 1 0 0	5	7	RODRIGUES Diego	BRA		
8	1/3	RODRIGUES Diego	BRA	P1 P2 P3 3 0 0		0	CAN	P1 P2 P3 0 0 0		1	USA	P1 P2 P3 1 0 0		8	LANGOWSKI Lawrence	MEX		

REPECHAGE									
UPPER BRANCH									
3	3/2	FELIX Carlos	DOM	P1 P2 P3 1 1 0	3	FELIX Carlos	DOM		
1	0/0		VEN	P1 P2 P3 0 0 0					
LOWER BRANCH									
6	0/0	BHULLAR Arjan	ARG	P1 P2 P3 0 0 0	7	BHULLAR Arjan	CAN		
7	4/13		CAN	P1 P2 P3 7 6 0					

Tournament Statistics

Estadísticas del Torneo / Estatísticas do Torneio

27 JUL - 28 JUL 2007

Weight Category	VT	VA	VB	VF	EV	EX	ST	SP	PP	PO	E2
55kg	0 0.0%	0 0.0%	0 0.0%	0 0.0%	0 0.0%	0 0.0%	0 0.0%	0 0.0%	5 55.6%	4 44.4%	0 0.0%
60kg	0 0.0%	0 0.0%	0 0.0%	0 0.0%	0 0.0%	0 0.0%	3 27.3%	0 0.0%	4 36.4%	4 36.4%	0 0.0%
66kg	0 0.0%	0 0.0%	0 0.0%	0 0.0%	0 0.0%	0 0.0%	0 0.0%	0 0.0%	5 55.6%	4 44.4%	0 0.0%
74kg	1 11.1%	0 0.0%	0 0.0%	0 0.0%	0 0.0%	0 0.0%	1 11.1%	1 11.1%	2 22.2%	4 44.4%	0 0.0%
84kg	2 20.0%	0 0.0%	0 0.0%	0 0.0%	0 0.0%	0 0.0%	0 0.0%	0 0.0%	3 30.0%	5 50.0%	0 0.0%
96kg	0 0.0%	0 0.0%	1 11.1%	0 0.0%	0 0.0%	0 0.0%	0 0.0%	0 0.0%	6 66.7%	2 22.2%	0 0.0%
120kg	0 0.0%	0 0.0%	0 0.0%	0 0.0%	0 0.0%	0 0.0%	3 33.3%	0 0.0%	3 33.3%	3 33.3%	0 0.0%
TOTAL	3 4.5%	0 0.0%	1 1.5%	0 0.0%	0 0.0%	0 0.0%	7 10.6%	1 1.5%	28 42.4%	26 39.4%	0 0.0%

Legend:
E2 Both wrestlers have been disqualified due to infringement of the rules

EX 3 Cautions '0' due to error against the rules

PP Decision by Points - the loser with technical points

ST Great Superiority - a difference of 6 points - the loser without points

VB Victory by Injury

VT Victory by Fall

EV Disqualification from the whole competition due to infringement of the rules

PO Decision by Points - the loser without technical point

SP Victory by Technical Superiority with the loser scoring technical points

VA Victory by Withdrawal

VF Victory by Forfeit

Session Results

Resultados de la sesión / Resultados da Sessão

TUE 24 JUL 2007 START TIME 10:00

SESSION 1 - MAT A

Bout No	Style/Weight Category	Phase	Colour	Draw No	Name	NOC Code	Tech. Pts	Clas. Pts	Res. Code	Officials
1	GR55kg	Quarterfinals	RED	3	HERNANDEZ Y	CUB	6	5	VT	R 13 J 15 M 7
			BLUE	4	CUNHA F	BRA	0	0		
3	GR55kg	Quarterfinals	RED	5	RAMIREZ J	DOM	10	4	ST	R 5 J 17 M 9
			BLUE	6	MWENGA P	CAN	0	0		
13	GR55kg	Semifinals	RED	1	LEMA A	ECU	0	0	ST	R 15 J 13 M 9
			BLUE	2	CARDOZO J	VEN	14	4		
15	GR55kg	Semifinals	RED	3	HERNANDEZ Y	CUB	13	4	ST	R 7 J 17 M 9
			BLUE	5	RAMIREZ J	DOM	0	0		
5	GR84kg	Quarterfinals	RED	1	AGUILAR R	MEX	0	0	PO	R 5 J 19 M 1
			BLUE	2	VERING B	USA	11	3		
7	GR84kg	Quarterfinals	RED	3	ARIAS J	DOM	10	3	PP	R 9 J 21 M 7
			BLUE	4	RIOUX J	CAN	5	1		
9	GR84kg	Quarterfinals	RED	5	GOMES M	BRA	0	0	ST	R 7 J 13 M 9
			BLUE	6	ESTRADA Y	CUB	15	4		
11	GR84kg	Quarterfinals	RED	7	BARTOLOZZY E	VEN	2	3	PP	R 1 J 19 M 7
			BLUE	8	MOSQUERA C	COL	5	1		
17	GR84kg	Semifinals	RED	2	VERING B	USA	8	3	PP	R 1 J 13 M 5
			BLUE	3	ARIAS J	DOM	2	1		
19	GR84kg	Semifinals	RED	6	ESTRADA Y	CUB	6	1	PP	R 13 J 19 M 9
			BLUE	7	BARTOLOZZY E	VEN	2	3		

Legend:

Clas.Pts Classification Points

J Judge

No Number

PP Decision by Points - the loser with technical points

Res Results

ST Great Superiority - a difference of 6 points - the loser without points

Tech.Pts Technical Points

GR Greco-roman

M Mat chairman

PO Decision by Points - the loser without technical point

R Referee

VT Victory by Fall

Session Results

Resultados de la sesión / Resultados da Sessão

TUE 24 JUL 2007 START TIME 10:00

SESSION 1 - MAT B

Bout No	Style/Weight Category	Phase	Colour	Draw No	Name	NOC Code	Tech. Pts	Clas. Pts	Res. Code	Officials
2	GR66kg	Eight finals	RED	8	MIGLIACCIO R	BRA	0	0	ST	R 18 J 12 M 4
			BLUE	9	LESTER H	USA	12	4		
4	GR66kg	Quarterfinals	RED	1	MOTA A	DOM	2	3	PP	R 10 J 16 M 2
			BLUE	2	RAMOS C	VEN	2	1		
6	GR66kg	Quarterfinals	RED	3	PISSANI S	ARG	0	0	PO	R 8 J 14 M 6
			BLUE	4	ROJAS J	PER	10	3		
8	GR66kg	Quarterfinals	RED	5	MILIAN A	CUB	13	4	ST	R 2 J 20 M 4
			BLUE	6	NOVA C	BOL	0	0		
10	GR66kg	Quarterfinals	RED	7	BARRAGAN U	MEX	2	0	VT	R 4 J 22 M 8
			BLUE	9	LESTER H	USA	8	5		
18	GR66kg	Semifinals	RED	1	MOTA A	DOM	3	3	PP	R 14 J 18 M 10
			BLUE	4	ROJAS J	PER	1	1		
20	GR66kg	Semifinals	RED	5	MILIAN A	CUB	1	1	PP	R 12 J 16 M 4
			BLUE	9	LESTER H	USA	7	3		
23	GR66kg	1st Repechage	RED		BYE					
			BLUE	2	RAMOS C	VEN				
24	GR66kg	1st Repechage	RED	8	MIGLIACCIO R	BRA	2	1	PP	R 8 J 20 M 6
			BLUE	7	BARRAGAN U	MEX	8	3		
12	GR120kg	Quarterfinals	RED	2	RODRIGUEZ E	NCA	0	0	VT	R 4 J 22 M 10
			BLUE	3	TAUB A	CAN	2	5		
14	GR120kg	Quarterfinals	RED	4	LOPEZ M	CUB	10	3	PO	R 6 J 14 M 10
			BLUE	5	BARRENO R	VEN	0	0		
16	GR120kg	Quarterfinals	RED	6	FELIX C	DOM	1	0	VT	R 18 J 14 M 2
			BLUE	7	ARTILHEIRO R	BRA	10	5		
21	GR120kg	Semifinals	RED	1	BYERS D	USA	11	3	PO	R 16 J 10 M 4
			BLUE	3	TAUB A	CAN	0	0		
22	GR120kg	Semifinals	RED	4	LOPEZ M	CUB	14	4	ST	R 16 J 20 M 6
			BLUE	7	ARTILHEIRO R	BRA	0	0		

Legend:

Clas.Pts Classification Points

J Judge

No Number

PP Decision by Points - the loser with technical points

Res Results

ST Great Superiority - a difference of 6 points - the loser without points

Tech.Pts Technical Points

GR Greco-roman

M Mat chairman

PO Decision by Points - the loser without technical point

R Referee

VT Victory by Fall

Session Results

Resultados de la sesión / Resultados da Sessão

TUE 24 JUL 2007 START TIME 18:00

SESSION 2 - MAT A

Bout No	Style/Weight Category	Phase	Colour	Draw No	Name	NOC Code	Tech. Pts	Clas. Pts	Res. Code	Officials
25	GR55kg	Bronze Medals	RED		BYE					
			BLUE	1	LEMA A	ECU				
26	GR55kg	Bronze Medals	RED	4	CUNHA F	BRA	0	0	PO	R 13 J 17 M 5
			BLUE	5	RAMIREZ J	DOM	12	3		
27	GR55kg	Final	RED	2	CARDOZO J	VEN	1	1	PP	R 2 J 10 M 4
			BLUE	3	HERNANDEZ Y	CUB	5	3		
28	GR66kg	Bronze Medals	RED	2	RAMOS C	VEN	3	5	VT	R 22 J 16 M 6
			BLUE	4	ROJAS J	PER	0	0		
29	GR66kg	Bronze Medals	RED	7	BARRAGAN U	MEX	0	0	ST	R 1 J 15 M 3
			BLUE	5	MILIAN A	CUB	12	4		
30	GR66kg	Final	RED	1	MOTA A	DOM	0	0	VT	R 9 J 8 M 4
			BLUE	9	LESTER H	USA	7	5		
31	GR84kg	Bronze Medals	RED	1	AGUILAR R	MEX	0	0	ST	R 21 J 12 M 6
			BLUE	3	ARIAS J	DOM	12	4		
32	GR84kg	Bronze Medals	RED	8	MOSQUERA C	COL	0	0	VA	R 7 J 14 M 1
			BLUE	6	ESTRADA Y	CUB	0	5		
33	GR84kg	Final	RED	2	VERING B	USA	7	3	PP	R 5 J 17 M 3
			BLUE	7	BARTOLOZZY E	VEN	1	1		
34	GR120kg	Bronze Medals	RED		BYE					
			BLUE	3	TAUB A	CAN				
35	GR120kg	Bronze Medals	RED	5	BARRENO R	VEN	7	3	PO	R 13 J 20 M 10
			BLUE	7	ARTILHEIRO R	BRA	0	0		
36	GR120kg	Final	RED	1	BYERS D	USA	2	1	PP	R 18 J 15 M 1
			BLUE	4	LOPEZ M	CUB	3	3		

Legend:

Clas.Pts Classification Points

J Judge

No Number

PP Decision by Points - the loser with technical points

Res Results

ST Great Superiority - a difference of 6 points - the loser without points

Tech.Pts Technical Points

VT Victory by Fall

GR Greco-roman

M Mat chairman

PO Decision by Points - the loser without technical point

R Referee

VA Victory by Withdrawal

Session Results

Resultados de la sesión / Resultados da Sessão

WED 25 JUL 2007 START TIME 10:00

SESSION 3 - MAT A

Bout No	Style/Weight Category	Phase	Colour	Draw No	Name	NOC Code	Tech. Pts	Clas. Pts	Res. Code	Officials
37	GR60kg	Quarterfinals	RED	1	GUALLPA M	ECU	0	0	ST	R 17 J 21 M 9
			BLUE	2	MONZON R	CUB	13	4		
39	GR60kg	Quarterfinals	RED	3	LIENDO L	VEN	6	3	PP	
			BLUE	4	DUQUE I	COL	3	1		
41	GR60kg	Quarterfinals	RED	5	ESCORCIA K	NCA	0	0	VT	R 21 J 13 M 9
			BLUE	6	DURLACHER L	USA	12	5		
43	GR60kg	Quarterfinals	RED	7	ESTEVAO I	BRA	3	1	PP	R 5 J 19 M 7
			BLUE	8	MOLINA M	PER	3	3		
49	GR60kg	Semifinals	RED	2	MONZON R	CUB	4	3	PP	
			BLUE	3	LIENDO L	VEN	4	1		
50	GR60kg	Semifinals	RED	6	DURLACHER L	USA	10	3	PP	
			BLUE	8	MOLINA M	PER	1	1		
45	GR96kg	Quarterfinals	RED	3	SIMONO M	DOM	1	1	PP	R 1 J 5 M 3
			BLUE	4	RUIZ J	USA	9	3		
47	GR96kg	Quarterfinals	RED	5	CARABALLO E	VEN	5	3	PP	R 7 J 17 M 1
			BLUE	6	GARCIA E	CUB	3	1		
51	GR96kg	Semifinals	RED	1	AGUILAR O	MEX	2	1	PP	
			BLUE	2	FERNANDES L	BRA	5	3		
52	GR96kg	Semifinals	RED	4	RUIZ J	USA	12	3	PP	
			BLUE	5	CARABALLO E	VEN	3	1		

Legend:

Clas.Pts Classification Points

J Judge

No Number

R Referee

ST Great Superiority - a difference of 6 points - the loser without points

Tech.Pts Technical Points

GR Greco-roman

M Mat chairman

PP Decision by Points - the loser with technical points

Res Results

VT Victory by Fall

Session Results

Resultados de la sesión / Resultados da Sessão

WED 25 JUL 2007 START TIME 10:00

SESSION 3 - MAT B

Bout No	Style/Weight Category	Phase	Colour	Draw No	Name	NOC Code	Tech. Pts	Clas. Pts	Res. Code	Officials
38	GR74kg	Quarterfinals	RED	1	MINA M	ECU	0	0	PO	
			BLUE	2	BARRERA S	PER	9	3		
40	GR74kg	Quarterfinals	RED	3	MACEDO F	BRA	10	3	PP	R 12 J 18 M 2
			BLUE	4	MERCEDES H	DOM	8	1		
42	GR74kg	Quarterfinals	RED	5	GRANEROS M	ARG	3	1	PP	
			BLUE	6	BRAZON A	VEN	9	3		
44	GR74kg	Quarterfinals	RED	7	HERRERO O	CUB	2	3	PP	R 10 J 8 M 4
			BLUE	8	DANTZLER T	USA	2	1		
46	GR74kg	Semifinals	RED	2	BARRERA S	PER	12	4	ST	R 6 J 20 M 18
			BLUE	3	MACEDO F	BRA	0	0		
48	GR74kg	Semifinals	RED	6	BRAZON A	VEN	0	0	VT	
			BLUE	7	HERRERO O	CUB	6	5		

Legend:

Clas.Pts Classification Points

J Judge

No Number

PP Decision by Points - the loser with technical points

Res Results

ST Great Superiority - a difference of 6 points - the loser without points

Tech.Pts Technical Points

GR Greco-roman

M Mat chairman

PO Decision by Points - the loser without technical point

R Referee

VT Victory by Fall

Session Results

Resultados de la sesión / Resultados da Sessão

WED 25 JUL 2007 START TIME 18:00

SESSION 4 - MAT A

Bout No	Style/Weight Category	Phase	Colour	Draw No	Name	NOC Code	Tech. Pts	Clas. Pts	Res. Code	Officials
53	GR60kg	Bronze Medals	RED	1	GUALLPA M	ECU	2	1	PP	
			BLUE	3	LIENDO L	VEN	12	3		
54	GR60kg	Bronze Medals	RED	5	ESCORCIA K	NCA	6	0	VT	
			BLUE	8	MOLINA M	PER	7	5		
55	GR60kg	Final	RED	2	MONZON R	CUB	13	3	PO	
			BLUE	6	DURLACHER L	USA	0	0		
56	GR74kg	Bronze Medals	RED	1	MINA M	ECU	2	1	PP	R 12 J 16 M 6
			BLUE	3	MACEDO F	BRA	8	3		
57	GR74kg	Bronze Medals	RED	8	DANTZLER T	USA	9	3	PP	
			BLUE	6	BRAZON A	VEN	3	1		
58	GR74kg	Final	RED	2	BARRERA S	PER	1	1	PP	
			BLUE	7	HERRERO O	CUB	10	3		
59	GR96kg	Bronze Medals	RED		BYE					
			BLUE	1	AGUILAR O	MEX				
60	GR96kg	Bronze Medals	RED	3	SIMONO M	DOM	4	1	PP	
			BLUE	5	CARABALLO E	VEN	10	3		
61	GR96kg	Final	RED	2	FERNANDES L	BRA	0	0	PO	
			BLUE	4	RUIZ J	USA	10	3		

Legend:

Clas.Pts Classification Points

J Judge

No Number

PP Decision by Points - the loser with technical points

Res Results

VT Victory by Fall

GR Greco-roman

M Mat chairman

PO Decision by Points - the loser without technical point

R Referee

Tech.Pts Technical Points

Session Results

Resultados de la sesión / Resultados da Sessão

THU 26 JUL 2007 START TIME 10:00

SESSION 5 - MAT A

Bout No	Style/Weight Category	Phase	Colour	Draw No	Name	NOC Code	Tech. Pts	Clas. Pts	Res. Code	Officials
11	FW48kg	Quarterfinals	RED	1	PIZA D	ECU	0	0	VT	
			BLUE	2	HUYNH C	CAN	9	5		
13	FW48kg	Quarterfinals	RED	3	CESPEDES D	PER	0	0	VT	R 3 J 19 M 9
			BLUE	4	MURATA S	USA	4	5		
15	FW48kg	Quarterfinals	RED	5	CARIPA M	VEN	7	3	PO	
			BLUE	6	SANTOS S	BRA	0	0		
17	FW48kg	Quarterfinals	RED	7	ALZATE Y	COL	0	0	VT	
			BLUE	8	MEDRANO I	ESA	3	5		
23	FW48kg	Semifinals	RED	2	HUYNH C	CAN	6	3	PP	
			BLUE	4	MURATA S	USA	1	1		
25	FW48kg	Semifinals	RED	5	CARIPA M	VEN	0	0	VT	
			BLUE	8	MEDRANO I	ESA	4	5		
1	FW63kg	Eight finals	RED	8	MIRANDA D	MEX	4	1	PP	
			BLUE	9	ROJAS Y	VEN	10	3		
3	FW63kg	Quarterfinals	RED	1	CARDOSO C	BRA	0	0	PO	R 13 J 19 M 3
			BLUE	2	de ARMAS C	CUB	4	3		
5	FW63kg	Quarterfinals	RED	3	DOLAN M	CAN	0	0	VT	
			BLUE	4	McMANN S	USA	9	5		
7	FW63kg	Quarterfinals	RED	5	TORRES V	DOM	5	3	PP	
			BLUE	6	VAZQUEZ L	ARG	1	1		
9	FW63kg	Quarterfinals	RED	7	FONSECA M	PUR	3	1	PP	
			BLUE	9	ROJAS Y	VEN	7	3		
19	FW63kg	Semifinals	RED	2	de ARMAS C	CUB	0	0	PO	
			BLUE	4	McMANN S	USA	11	3		
21	FW63kg	Semifinals	RED	5	TORRES V	DOM	0	0	VT	R 21 J 13 M 1
			BLUE	9	ROJAS Y	VEN	3	5		
27	FW63kg	1st Repechage	RED		BYE					
			BLUE	3	DOLAN M	CAN				
29	FW63kg	1st Repechage	RED	8	MIRANDA D	MEX	2	1	PP	
			BLUE	7	FONSECA M	PUR	12	3		

Legend:

Clas.Pts Classification Points

J Judge

No Number

PP Decision by Points - the loser with technical points

Res Results

VT Victory by Fall

FW Women's Freestyle

M Mat chairman

PO Decision by Points - the loser without technical point

R Referee

Tech.Pts Technical Points

Session Results

Resultados de la sesión / Resultados da Sessão

THU 26 JUL 2007 START TIME 10:00

SESSION 5 - MAT B

Bout No	Style/Weight Category	Phase	Colour	Draw No	Name	NOC Code	Tech. Pts	Clas. Pts	Res. Code	Officials
2	FW55kg	Eight finals	RED	8	CANALES L	ESA	3	1	PP	
			BLUE	9	RENERIA J	COL	8	3		
4	FW55kg	Quarterfinals	RED	1	VANDUSEN M	USA	15	4	SP	
			BLUE	2	BARRON T	MEX	1	1		
6	FW55kg	Quarterfinals	RED	3	VERBEEK T	CAN	15	5	VT	R 6 J 16 M 2
			BLUE	4	SILVA J	BRA	1	0		
8	FW55kg	Quarterfinals	RED	5	ANDRADE M	VEN	7	5	VT	
			BLUE	6	RIVERA E	PUR	0	0		
10	FW55kg	Quarterfinals	RED	7	del VALLE Y	CUB	0	0	VT	
			BLUE	9	RENERIA J	COL	7	5		
18	FW55kg	Semifinals	RED	1	VANDUSEN M	USA	9	3	PP	
			BLUE	3	VERBEEK T	CAN	10	1		
20	FW55kg	Semifinals	RED	5	ANDRADE M	VEN	2	1	PP	
			BLUE	9	RENERIA J	COL	3	3		
26	FW55kg	1st Repechage	RED		BYE					
			BLUE	2	BARRON T	MEX				
28	FW55kg	1st Repechage	RED	8	CANALES L	ESA	5	3	PP	
			BLUE	7	del VALLE Y	CUB	3	1		
12	FW72kg	Quarterfinals	RED	2	MARANO K	USA	10	3	PP	R 14 J 18 M 4
			BLUE	3	BREA S	DOM	2	1		
14	FW72kg	Quarterfinals	RED	4	HECHEVARRIA L	CUB	7	5	VT	
			BLUE	5	GUANIPA M	VEN	0	0		
16	FW72kg	Quarterfinals	RED	6	CARRILLO W	ESA	0	0	PO	
			BLUE	7	AKUFFO O	CAN	8	3		
22	FW72kg	Semifinals	RED	1	CONCEICAO R	BRA	2	1	PP	
			BLUE	2	MARANO K	USA	4	3		
24	FW72kg	Semifinals	RED	4	HECHEVARRIA L	CUB	2	1	PP	
			BLUE	7	AKUFFO O	CAN	3	3		

Legend:

Clas.Pts Classification Points

J Judge

No Number

PP Decision by Points - the loser with technical points

Res Results

SP Victory by Technical Superiority with the loser scoring technical points

Tech.Pts Technical Points

FW Women's Freestyle

M Mat chairman

PO Decision by Points - the loser without technical point

R Referee

VT Victory by Fall

Session Results

Resultados de la sesión / Resultados da Sessão

THU 26 JUL 2007 START TIME 18:00

SESSION 6 - MAT A

Bout No	Style/Weight Category	Phase	Colour	Draw No	Name	NOC Code	Tech. Pts	Clas. Pts	Res. Code	Officials
30	FW48kg	Bronze Medals	RED	1	PIZA D	ECU	0	0	ST	
			BLUE	4	MURATA S	USA	12	4		
31	FW48kg	Bronze Medals	RED	7	ALZATE Y	COL	1	1	PP	
			BLUE	5	CARIPA M	VEN	10	3		
32	FW48kg	Final	RED	2	HUYNH C	CAN	10	3	PO	R 2 J 18 M 5
			BLUE	8	MEDRANO I	ESA	0	0		
33	FW55kg	Bronze Medals	RED	2	BARRON T	MEX	0	0	ST	
			BLUE	3	VERBEEK T	CAN	13	4		
34	FW55kg	Bronze Medals	RED	8	CANALES L	ESA	0	0	ST	
			BLUE	5	ANDRADE M	VEN	13	4		
35	FW55kg	Final	RED	1	VANDUSEN M	USA	8	1	PP	R 4 J 14 M 5
			BLUE	9	RENTERIA J	COL	3	3		
36	FW63kg	Bronze Medals	RED	3	DOLAN M	CAN	4	3	PP	R 6 J 22 M 3
			BLUE	2	de ARMAS C	CUB	2	1		
37	FW63kg	Bronze Medals	RED	7	FONSECA M	PUR	6	5	VT	
			BLUE	5	TORRES V	DOM	2	0		
38	FW63kg	Final	RED	4	McMANN S	USA	7	3	PP	R 5 J 20 M 1
			BLUE	9	ROJAS Y	VEN	1	1		
39	FW72kg	Bronze Medals	RED	3	BREA S	DOM	0	0	PO	
			BLUE	1	CONCEICAO R	BRA	4	3		
40	FW72kg	Bronze Medals	RED	6	CARRILLO W	ESA	0	0	PO	
			BLUE	4	HECHEVARRIA L	CUB	3	3		
41	FW72kg	Final	RED	2	MARANO K	USA	4	5	VT	
			BLUE	7	AKUFFO O	CAN	1	0		

Legend:

Clas.Pts Classification Points

J Judge

No Number

PP Decision by Points - the loser with technical points

Res Results

ST Great Superiority - a difference of 6 points - the loser without points

Tech.Pts Technical Points

FW Women's Freestyle

M Mat chairman

PO Decision by Points - the loser without technical point

R Referee

VT Victory by Fall

Session Results

Resultados de la sesión / Resultados da Sessão

FRI 27 JUL 2007 START TIME 10:00

SESSION 7 - MAT A

Bout No	Style/Weight Category	Phase	Colour	Draw No	Name	NOC Code	Tech. Pts	Clas. Pts	Res. Code	Officials
11	FS55kg	Quarterfinals	RED	1	MWENGA P	CAN	2	1	PP	
			BLUE	2	MORENO A	CUB	6	3		
13	FS55kg	Quarterfinals	RED	3	DUBON A	ESA	0	0	PO	
			BLUE	4	ROBERTY C	VEN	3	3		
15	FS55kg	Quarterfinals	RED	5	VÁSQUEZ C	ECU	3	1	PP	
			BLUE	6	PEDROSA V	BRA	12	3		
17	FS55kg	Quarterfinals	RED	7	CEJUDO H	USA	5	3	PP	
			BLUE	8	SERRANO F	COL	1	1		
23	FS55kg	Semifinals	RED	2	MORENO A	CUB	3	3	PO	
			BLUE	4	ROBERTY C	VEN	0	0		
25	FS55kg	Semifinals	RED	6	PEDROSA V	BRA	0	0	PO	
			BLUE	7	CEJUDO H	USA	9	3		
1	FS84kg	Eight finals	RED	8	PIEDRAHITA R	COL	5	3	PO	
			BLUE	9	MINIER P	DOM	0	0		
3	FS84kg	Quarterfinals	RED	1	HROVAT A	USA	6	5	VT	
			BLUE	2	GONZALEZ J	VEN	1	0		
5	FS84kg	Quarterfinals	RED	3	ZUÑIGA R	CUB	5	3	PO	
			BLUE	4	JAOUDE A	BRA	0	0		
7	FS84kg	Quarterfinals	RED	5	GARCIA M	PUR	0	0	PO	
			BLUE	6	BANIHASHEMI R	CAN	3	3		
9	FS84kg	Quarterfinals	RED	7	ROLLE J	BAH	0	0	VT	
			BLUE	8	PIEDRAHITA R	COL	7	5		
19	FS84kg	Semifinals	RED	1	HROVAT A	USA	13	3	PP	
			BLUE	3	ZUÑIGA R	CUB	6	1		
21	FS84kg	Semifinals	RED	6	BANIHASHEMI R	CAN	4	3	PP	
			BLUE	8	PIEDRAHITA R	COL	1	1		
26	FS84kg	1st Repechage	RED		BYE					
			BLUE	2	GONZALEZ J	VEN				
27	FS84kg	1st Repechage	RED		BYE					
			BLUE	5	GARCIA M	PUR				

Legend:

Clas.Pts Classification Points

J Judge

No Number

PP Decision by Points - the loser with technical points

Res Results

VT Victory by Fall

FS Men's Freestyle

M Mat chairman

PO Decision by Points - the loser without technical point

R Referee

Tech.Pts Technical Points

Session Results

Resultados de la sesión / Resultados da Sessão

FRI 27 JUL 2007 START TIME 10:00

SESSION 7 - MAT B

Bout No	Style/Weight Category	Phase	Colour	Draw No	Name	NOC Code	Tech. Pts	Clas. Pts	Res. Code	Officials
2	FS66kg	Quarterfinals	RED	1	ROBERTY R	VEN	0	0	PO	
			BLUE	2	GARZON G	CUB	5	3		
4	FS66kg	Quarterfinals	RED	3	NCUBE C	CAN	5	1	PP	
			BLUE	4	SCHWAB D	USA	6	3		
6	FS66kg	Quarterfinals	RED	5	HURTADO E	COL	6	3	PO	
			BLUE	6	SILVA A	ARG	0	0		
8	FS66kg	Quarterfinals	RED	7	SOTO P	PUR	6	3	PP	
			BLUE	8	BARCELOS R	BRA	2	1		
18	FS66kg	Semifinals	RED	2	GARZON G	CUB	10	3	PP	
			BLUE	4	SCHWAB D	USA	2	1		
20	FS66kg	Semifinals	RED	5	HURTADO E	COL	8	3	PP	
			BLUE	7	SOTO P	PUR	6	1		
10	FS120kg	Quarterfinals	RED	1	SANCHEZ J	VEN	5	3	PP	
			BLUE	2	LANGOWSKI L	MEX	2	1		
12	FS120kg	Quarterfinals	RED	3	FELIX C	DOM	0	0	PO	
			BLUE	4	RODRIGUEZ A	CUB	12	3		
14	FS120kg	Quarterfinals	RED	5	ROWLANDS T	USA	14	4	ST	
			BLUE	6	GATTAREO G	ARG	0	0		
16	FS120kg	Quarterfinals	RED	7	BHULLAR A	CAN	7	3	PP	
			BLUE	8	RODRIGUES D	BRA	3	1		
22	FS120kg	Semifinals	RED	1	SANCHEZ J	VEN	0	0	ST	
			BLUE	4	RODRIGUEZ A	CUB	12	4		
24	FS120kg	Semifinals	RED	5	ROWLANDS T	USA	2	3	PO	
			BLUE	7	BHULLAR A	CAN	0	0		

Legend:

Clas.Pts Classification Points

J Judge

No Number

PP Decision by Points - the loser with technical points

Res Results

ST Great Superiority - a difference of 6 points - the loser without points

Tech.Pts Technical Points

FS Men's Freestyle

M Mat chairman

PO Decision by Points - the loser without technical point

R Referee

Session Results

Resultados de la sesión / Resultados da Sessão

FRI 27 JUL 2007 START TIME 18:00

SESSION 8 - MAT A

Bout No	Style/Weight Category	Phase	Colour	Draw No	Name	NOC Code	Tech. Pts	Clas. Pts	Res. Code	Officials
28	FS55kg	Bronze Medals	RED	1	MWENGA P	CAN	0	0	PO	R 13 J 14 M 7
			BLUE	4	ROBERTY C	VEN	3	3		
29	FS55kg	Bronze Medals	RED	8	SERRANO F	COL	11	3	PP	
			BLUE	6	PEDROSA V	BRA	1	1		
30	FS55kg	Final	RED	2	MORENO A	CUB	3	1	PP	
			BLUE	7	CEJUDO H	USA	4	3		
31	FS66kg	Bronze Medals	RED	1	ROBERTY R	VEN	4	1	PP	
			BLUE	4	SCHWAB D	USA	6	3		
32	FS66kg	Bronze Medals	RED	6	SILVA A	ARG	0	0	PO	
			BLUE	7	SOTO P	PUR	2	3		
33	FS66kg	Final	RED	2	GARZON G	CUB	12	3	PO	
			BLUE	5	HURTADO E	COL	0	0		
34	FS84kg	Bronze Medals	RED	2	GONZALEZ J	VEN	0	0	PO	
			BLUE	3	ZUÑIGA R	CUB	3	3		
35	FS84kg	Bronze Medals	RED	5	GARCIA M	PUR	0	0	PO	
			BLUE	8	PIEDRAHITA R	COL	2	3		
36	FS84kg	Final	RED	1	HROVAT A	USA	4	1	PP	
			BLUE	6	BANIHASHEMI R	CAN	4	3		
37	FS120kg	Bronze Medals	RED	3	FELIX C	DOM	2	3	PO	
			BLUE	1	SANCHEZ J	VEN	0	0		
38	FS120kg	Bronze Medals	RED	6	GATTAREO G	ARG	0	0	ST	
			BLUE	7	BHULLAR A	CAN	13	4		
39	FS120kg	Final	RED	4	RODRIGUEZ A	CUB	5	3	PP	
			BLUE	5	ROWLANDS T	USA	1	1		

Legend:

Clas.Pts Classification Points

J Judge

No Number

PP Decision by Points - the loser with technical points

Res Results

ST Great Superiority - a difference of 6 points - the loser without points

Tech.Pts Technical Points

FS Men's Freestyle

M Mat chairman

PO Decision by Points - the loser without technical point

R Referee

Session Results

Resultados de la sesión / Resultados da Sessão

SAT 28 JUL 2007 START TIME 10:00

SESSION 9 - MAT A

Bout No	Style/Weight Category	Phase	Colour	Draw No	Name	NOC Code	Tech. Pts	Clas. Pts	Res. Code	Officials
40	FS74kg	Quarterfinals	RED	1	FUNDORA I	CUB	12	3	PO	
			BLUE	2	MEDINA W	COL	0	0		
42	FS74kg	Quarterfinals	RED	3	PIMENTA R	BRA	3	3	PO	
			BLUE	4	CANDIA N	CHI	0	0		
44	FS74kg	Quarterfinals	RED	5	BLANCO M	VEN	0	0	PO	
			BLUE	6	HESKETT J	USA	3	3		
46	FS74kg	Quarterfinals	RED	7	GENTRY M	CAN	15	4	SP	
			BLUE	8	CUBAS D	PER	3	1		
56	FS74kg	Semifinals	RED	1	FUNDORA I	CUB	3	5	VT	
			BLUE	3	PIMENTA R	BRA	0	0		
58	FS74kg	Semifinals	RED	6	HESKETT J	USA	6	3	PP	
			BLUE	7	GENTRY M	CAN	3	1		
48	FS96kg	Quarterfinals	RED	1	DELGADO J	MEX	1	1	PP	
			BLUE	2	HERNÁNDEZ A	COL	5	3		
50	FS96kg	Quarterfinals	RED	3	CORMIER D	USA	4	1	PP	
			BLUE	4	BATISTA M	CUB	7	3		
52	FS96kg	Quarterfinals	RED	5	NEUFELD M	CAN	1	1	PP	
			BLUE	6	VIVENES L	VEN	3	3		
54	FS96kg	Quarterfinals	RED	7	JAOUDE A	BRA	7	3	PP	
			BLUE	8	SERRANO W	ESA	1	1		
59	FS96kg	Semifinals	RED	2	HERNÁNDEZ A	COL	0	0	PO	
			BLUE	4	BATISTA M	CUB	4	3		
60	FS96kg	Semifinals	RED	6	VIVENES L	VEN	10	3	PP	
			BLUE	7	JAOUDE A	BRA	3	1		

Legend:

Clas.Pts Classification Points

J Judge

No Number

PP Decision by Points - the loser with technical points

Res Results

SP Victory by Technical Superiority with the loser scoring technical points

Tech.Pts Technical Points

FS Men's Freestyle

M Mat chairman

PO Decision by Points - the loser without technical point

R Referee

VT Victory by Fall

Session Results

Resultados de la sesión / Resultados da Sessão

SAT 28 JUL 2007 START TIME 10:00

SESSION 9 - MAT B

Bout No	Style/ Weight Category	Phase	Colour	Draw No	Name	NOC Code	Tech. Pts	Clas. Pts	Res. Code	Officials
41	FS60kg	Eight finals	RED	8	ZADICK M	USA	13	4	ST	R 12 J 22 M 4
			BLUE	9	GONZALEZ A	PAN	0	0		
43	FS60kg	Quarterfinals	RED	1	VIRAMONTES J	MEX	2	1	PP	
			BLUE	2	SOLORZANO T	VEN	6	3		
45	FS60kg	Quarterfinals	RED	3	QUINTANA Y	CUB	12	4	ST	R 14 J 18 M 6
			BLUE	4	SILVA W	BRA	0	0		
47	FS60kg	Quarterfinals	RED	5	PORTILLO L	ESA	4	1	PP	
			BLUE	6	PARIMANGO A	PER	11	3		
49	FS60kg	Quarterfinals	RED	7	DUQUE I	COL	0	0	PO	
			BLUE	8	ZADICK M	USA	5	3		
51	FS60kg	Semifinals	RED	2	SOLORZANO T	VEN	0	0	ST	
			BLUE	3	QUINTANA Y	CUB	14	4		
53	FS60kg	Semifinals	RED	6	PARIMANGO A	PER	0	0	PO	
			BLUE	8	ZADICK M	USA	4	3		
55	FS60kg	1st Repechage	RED		BYE					
			BLUE	4	SILVA W	BRA				
57	FS60kg	1st Repechage	RED	9	GONZALEZ A	PAN	5	1	PP	
			BLUE	7	DUQUE I	COL	6	3		

Legend:

Clas.Pts Classification Points

J Judge

No Number

PP Decision by Points - the loser with technical points

Res Results

ST Great Superiority - a difference of 6 points - the loser without points

Tech.Pts Technical Points

FS Men's Freestyle

M Mat chairman

PO Decision by Points - the loser without technical point

R Referee

Session Results

Resultados de la sesión / Resultados da Sessão

SAT 28 JUL 2007 START TIME 18:00

SESSION 10 - MAT A

Bout No	Style/Weight Category	Phase	Colour	Draw No	Name	NOC Code	Tech. Pts	Clas. Pts	Res. Code	Officials
61	FS60kg	Bronze Medals	RED	4	SILVA W	BRA	0	0	PO	
			BLUE	2	SOLORZANO T	VEN	11	3		
62	FS60kg	Bronze Medals	RED	7	DUQUE I	COL	3	1	PP	
			BLUE	6	PARIMANGO A	PER	4	3		
63	FS60kg	Final	RED	3	QUINTANA Y	CUB	4	3	PO	
			BLUE	8	ZADICK M	USA	0	0		
64	FS74kg	Bronze Medals	RED	2	MEDINA W	COL	12	4	ST	
			BLUE	3	PIMENTA R	BRA	0	0		
65	FS74kg	Bronze Medals	RED	5	BLANCO M	VEN	0	0	PO	
			BLUE	7	GENTRY M	CAN	3	3		
66	FS74kg	Final	RED	1	FUNDORA I	CUB	8	3	PP	
			BLUE	6	HESKETT J	USA	1	1		
67	FS96kg	Bronze Medals	RED	3	CORMIER D	USA	10	3	PO	
			BLUE	2	HERNÁNDEZ A	COL	0	0		
68	FS96kg	Bronze Medals	RED	5	NEUFELD M	CAN	0	5	VB	R 7 J 15 M 5
			BLUE	7	JAOUDE A	BRA	0	0		
69	FS96kg	Final	RED	4	BATISTA M	CUB	2	3	PP	
			BLUE	6	VIVENES L	VEN	1	1		

Legend:

Clas.Pts Classification Points

J Judge

No Number

PP Decision by Points - the loser with technical points

Res Results

ST Great Superiority - a difference of 6 points - the loser without points

Tech.Pts Technical Points

FS Men's Freestyle

M Mat chairman

PO Decision by Points - the loser without technical point

R Referee

VB Victory by Injury

Final Classification by Weight Category

Clasificación Final por categoría de peso / Classificação Final por Categoria de Peso

As of 27 JUL 2007

Rank	Name	NOC Code	Rank	Name	NOC Code
48kg			63kg		
Gold	HUYNH C	CAN	Gold	McMANN S	USA
Silver	MEDRANO I	ESA	Silver	ROJAS Y	VEN
Bronze	MURATA S	USA	Bronze	DOLAN M	CAN
Bronze	CARIPA M	VEN	Bronze	FONSECA M	PUR
5	PIZA D	ECU	5	de ARMAS C	CUB
5	ALZATE Y	COL	5	TORRES V	DOM
7	CESPEDES D	PER	7	MIRANDA D	MEX
8	SANTOS S	BRA	8	VAZQUEZ L	ARG
			9	CARDOSO C	BRA
55kg			72kg		
Gold	RENTERIA J	COL	Gold	MARANO K	USA
Silver	VANDUSEN M	USA	Silver	AKUFFO O	CAN
Bronze	VERBEEK T	CAN	Bronze	CONCEICAO R	BRA
Bronze	ANDRADE M	VEN	Bronze	HECHEVARRIA L	CUB
5	BARRON T	MEX	5	BREA S	DOM
5	CANALES L	ESA	5	CARRILLO W	ESA
7	del VALLE Y	CUB	7	GUANIPA M	VEN
8	SILVA J	BRA	DNS	ARCE D	MEX
9	RIVERA E	PUR			

Final Classification by Weight Category

Clasificación Final por categoría de peso / Classificação Final por Categoria de Peso

As of 27 JUL 2007

Rank	Name	NOC Code	Rank	Name	NOC Code
55kg			66kg		
Gold	HERNANDEZ Y	CUB	Gold	LESTER H	USA
Silver	CARDOZO J	VEN	Silver	MOTA A	DOM
Bronze	LEMA A	ECU	Bronze	RAMOS C	VEN
Bronze	RAMIREZ J	DOM	Bronze	MILIAN A	CUB
5	CUNHA F	BRA	5	ROJAS J	PER
6	MWENGA P	CAN	5	BARRAGAN U	MEX
DNS	SOBRADO P	PER	7	MIGLIACCIO R	BRA
			8	PISSANI S	ARG
			9	NOVA C	BOL
60kg			74kg		
Gold	MONZON R	CUB	Gold	HERRERO O	CUB
Silver	DURLACHER L	USA	Silver	BARRERA S	PER
Bronze	LIENDO L	VEN	Bronze	MACEDO F	BRA
Bronze	MOLINA M	PER	Bronze	DANTZLER T	USA
5	GUALLPA M	ECU	5	MINA M	ECU
5	ESCORCIA K	NCA	5	BRAZON A	VEN
7	ESTEVAO I	BRA	7	MERCEDES H	DOM
8	DUQUE I	COL	8	GRANEROS M	ARG
84kg			120kg		
Gold	VERING B	USA	Gold	LOPEZ M	CUB
Silver	BARTOLOZZY E	VEN	Silver	BYERS D	USA
Bronze	ARIAS J	DOM	Bronze	TAUB A	CAN
Bronze	ESTRADA Y	CUB	Bronze	BARRENO R	VEN
5	AGUILAR R	MEX	5	ARTILHEIRO R	BRA
5	MOSQUERA C	COL	6	FELIX C	DOM
7	RIOUX J	CAN	7	RODRIGUEZ E	NCA
8	GOMES M	BRA			
96kg					
Gold	RUIZ J	USA			
Silver	FERNANDES L	BRA			
Bronze	AGUILAR O	MEX			
Bronze	CARABALLO E	VEN			
5	SIMONO M	DOM			
6	GARCIA E	CUB			



Final Classification by Weight Category

Clasificación Final por categoría de peso / Classificação Final por Categoria de Peso

As of 28 JUL 2007

Rank	Name	NOC Code	Rank	Name	NOC Code
55kg			66kg		
Gold	CEJUDO H	USA	Gold	GARZON G	CUB
Silver	MORENO A	CUB	Silver	HURTADO E	COL
Bronze	ROBERTY C	VEN	Bronze	SCHWAB D	USA
Bronze	SERRANO F	COL	Bronze	SOTO P	PUR
5	MWENGA P	CAN	5	ROBERTY R	VEN
5	PEDROSA V	BRA	5	SILVA A	ARG
7	VÁSQUEZ C	ECU	7	NCUBE C	CAN
8	DUBÓN A	ESA	8	BARCELOS R	BRA
60kg			74kg		
Gold	QUINTANA Y	CUB	Gold	FUNDORA I	CUB
Silver	ZADICK M	USA	Silver	HESKETT J	USA
Bronze	SOLORZANO T	VEN	Bronze	MEDINA W	COL
Bronze	PARIMANGO A	PER	Bronze	GENTRY M	CAN
5	SILVA W	BRA	5	PIMENTA R	BRA
5	DUQUE I	COL	5	BLANCO M	VEN
7	GONZALEZ A	PAN	7	CUBAS D	PER
8	PORTILLO L	ESA	8	CANDIA N	CHI
9	VIRAMONTES J	MEX			
84kg			120kg		
Gold	BANIHASHEMI R	CAN	Gold	RODRIGUEZ A	CUB
Silver	HROVAT A	USA	Silver	ROWLANDS T	USA
Bronze	ZUÑIGA R	CUB	Bronze	FELIX C	DOM
Bronze	PIEDRAHITA R	COL	Bronze	BHULLAR A	CAN
5	GONZALEZ J	VEN	5	SANCHEZ J	VEN
5	GARCIA M	PUR	5	GATTAREO G	ARG
7	JAOUDE A	BRA	7	RODRIGUES D	BRA
7	MINIER P	DOM	8	LANGOWSKI L	MEX
9	ROLLE J	BAH			
DNS	ASGARI A	NCA			
96kg					
Gold	BATISTA M	CUB			
Silver	VIVENES L	VEN			
Bronze	CORMIER D	USA			
Bronze	NEUFELD M	CAN			
5	HERNÁNDEZ A	COL			
5	JAOUDE A	BRA			
7	DELGADO J	MEX			
8	SERRANO W	ESA			

Medal Standings

Posiciones de medallas / Posições das Medalhas

As of 28 JUL 2007
AFTER 18 OF 21 EVENTS

Rank	NOC	Men				Women				Total				Rank By Total
		G	S	B	Tot	G	S	B	Tot	G	S	B	Tot	
1	CUB - Cuba	9	1	3	13			1	1	9	1	4	14	2
2	USA - United States of America	4	6	3	13	2	1	1	4	6	7	4	17	1
3	CAN - Canada	1		4	5	1	1	2	4	2	1	6	9	4
4	COL - Colombia		1	3	4	1			1	1	1	3	5	5
5	VEN - Venezuela		3	6	9		1	2	3		4	8	12	3
6	DOM - Dominican Republic		1	3	4						1	3	4	6
7	BRA - Brazil		1	1	2			1	1		1	2	3	=7
7	PER - Peru		1	2	3						1	2	3	=7
9	ESA - El Salvador						1		1		1		1	=10
10	PUR - Puerto Rico			1	1			1	1			2	2	9
11	ECU - Ecuador			1	1							1	1	=10
11	MEX - Mexico			1	1							1	1	=10
Total:		14	14	28	56	4	4	8	16	18	18	36	72	

Legend:

= Equal sign indicates that two or more NOCs share the same rank by total

Tot Total

B Bronze **G** Gold **S** Silver