


2011 Ladue Schools
ANNUAL REPORT



Ladue Schools

Honoring Tradition ~ Continuing Excellence



Our Vision

Together, we will empower every student to become a passionate learner and achieve his or her highest potential.

Letter from the Superintendent



It is my pleasure to present to you the 2011 Ladue School District Annual Report. This report has been created to provide an overview of the past school year. It includes facts and information about the district in order to provide a snapshot of our schools, students, staff and financial status for the 2010-11 school year.

My hope is that you find this Annual Report to be helpful in learning more about the Ladue School District. I also invite you to regularly visit the district

website at www.ladueschools.net for information about current activities, discussions and events happening in our district.

We remain fortunate to live in a community where quality public education is highly valued and actively supported. This belief and commitment is what will allow tomorrow's leaders to flourish and become productive and contributing members of a global society.

Marsha Chappelow

Dr. Marsha Chappelow
Superintendent

Our Mission


We are a community that believes in the limitless possibilities of learning through:

- » Fostering the highest possible level of academic achievement and personal responsibility for each student
- » Recognizing and respecting all cultures
- » Challenging all students to excel in ways that nurture their individual talents and skills
- » Inspiring each student to become a responsible and contributing member of a global society
- » Providing students the highest quality resources to promote learning
- » Developing a highly trained, innovative staff that can meet changing student needs
- » Engaging parents and community in the success of our students



Distinction in Performance Award

This is the highest recognition granted by the Missouri Department of Elementary and Secondary Education (DESE) to a school district. For the 11th consecutive year, Ladue Schools received special recognition from DESE for achieving Distinction in Performance through the Missouri School Improvement Program. DESE began giving this award in 2001.



Blue Ribbon Schools

This is the highest recognition granted by the United States Department of Education to an individual school.

Conway Elementary School	2007-08
Ladue Horton Watkins High School	1982-83
Ladue Middle School (East Ladue Jr. High School)	1983-84
Spoede Elementary School	1987-88
Old Bonhomme Elementary School	1991-92 & 2004-05

Gold Star Schools

This is the highest recognition granted by the Missouri Department of Elementary and Secondary Education to an individual school.

Old Bonhomme Elementary School	1991-92 & 2004-05
Conway Elementary School	2002-03 & 2006-07
Reed Elementary School	2004-05

ACT Test Scores – Class of 2011

	Ladue	Missouri	National
% Tested	90.0%	71.0%	49.0%
Composite	26.0	21.6	21.1
English	26.6	21.5	21.0
Math	25.1	21.0	21.1
Reading	26.4	21.9	21.3
Science	25.3	21.6	20.9


Free or Reduced Lunch

Percentage of students participating in the free or reduced lunch program.

Elementary Schools (Conway, Old Bonhomme, Reed, Spoede).....	42.5%
Middle School	12.6%
High School.....	10.3%
District.....	10.8%

Enrollment Data

Conway Elementary School	400
Old Bonhomme Elementary School	452
Reed Elementary School	464
Spoede Elementary School	471
Ladue Middle School	901
Ladue Horton Watkins High School.....	1,242
Total Enrollment.....	3,930



ACT Participation


In the class of 2011, 267 students took the ACT (90.0 percent).

Attendance

Student Attendance Days = 178

Graduation Information

Of the 298 graduates of the Class of 2011, 85.2 percent attend a four-year college/university and 7.6 percent attend a two-year college.





Diversity Information

Male	50.90%
Female.....	49.10%
American Indian or Alaskan Native	0.28%
Asian or Pacific Islander	11.01%
Black, not Hispanic.....	15.48%
Hispanic	4.07%
White, not Hispanic.....	66.08%
Multi-Racial	3.08%

Budget Information

Operating Revenue.....	\$50,629,976
Local (including 1% from County)	94.0%
State	4.0%
Federal	1%
Total Operating Expenses.....	\$53,674,134
Assessed Valuation.....	\$1,478,106,280
Per Pupil Expenditure.....	\$12,992.41

2010 Tax Rate

Operations.....	\$2.75
Debt Service.....	\$0.35

Board of Education



Sheri Glantz
President

First Elected:
April 2006
2nd Term Expires:
April 2012



Donna Smith
Vice President

First Elected:
April 2005
2nd Term Expires:
April 2011



Audrey Mack
Secretary

First Elected:
April 2003
3rd Term Expires:
April 2012



Robert Glik
Treasurer

First Elected:
April 2008
1st Term Expires:
April 2011



Jeff Kopolow
Director

First Elected:
April 2010
1st Term Expires:
April 2013



Jayne Langsam
Director

First Elected:
April 2010
1st Term Expires:
April 2013



Ken Smith
Director

First Elected:
April 2002
4th Term Expires:
April 2014

Human Resources Information

Certified Staff.....	346
Full-Time	
Classroom Teachers.....	307
Classified Staff	156
Administrators.....	22
Teacher Salary	
Range.....	\$38,500-\$98,490
Starting Teacher Salary	\$38,500
Average Teacher Salary	\$62,115
Teachers with	
Advanced Degrees	263

Students to Classroom Teachers

Elementary	19.64:1
Middle School	20.48:1
High School.....	21.79:1



Student Services

	Special District (IEP)		504 Plans		Gifted, Grades K-12	
Conway (out of 400 students)	48	12.0%	0	0.0%	60	15.0%
Old Bonhomme (out of 452 students)	40	8.8%	11	2.4%	68	15.0%
Reed (out of 464 students)	55	11.9%	5	1.1%	66	14.2%
Spoede (out of 471 students)	70	14.9%	12	2.5%	82	17.4%
All District K-5 (out of 1,787 students)	213	11.9%	28	1.6%	276	15.4%
LMS (out of 901 students)	124	13.8%	28	3.1%	241	26.7%
LHWHS (out of 1,242 students)	136	11.0%	19	1.5%	299	24.1%
All District 6-12 (out of 2,143 students)	260	12.1%	47	2.2%	540	25.2%
Districtwide K-12 (out of 3,930 students)	473	12.0%	75	1.9%	816	20.8%

Miscellaneous

- » 45 languages spoken
- » 104 Active English Language Learner Students, including those in monitoring status
- » Approximately 22 homeless students



Foreign Languages*

Language	Grade Level												TOTAL	
	K	1	2	3	4	5	6	7	8	9	10	11		12
Chinese	6	5	1	3	6	3	1	2	2	2	2	1		34
Spanish		3	2	2		2			3	1	4	1	1	19
Amharic	1			1	2				2	1		1	1	9
Korean	1		2	1		1				1		2		8

* Languages represented by 4 or fewer students include: Karen, Telugu, Kannada, French, Gujarati, Japanese, Mandarin and Vietnamese, for a total of 23 additional students. The population includes students who received services for English Learning Lab during the 2010-11 school year or were on a monitoring program for receiving services.

MAP Achievement Levels

Missouri's testing program has four achievement levels to describe student performance on the communication arts, mathematics and science exams. The four levels in Missouri are identical to the national achievement levels on the National Assessment of Educational Progress (NAEP) exams: Advanced, Proficient, Basic and Below Basic. The charts to the right indicate the percentage of Ladue students at each achievement level compared to the Missouri average. Previous years' scores can be found on the Missouri Department of Elementary and Secondary Web site www.dese.mo.gov.

Elementary – Communication Arts

	Ladue 2011				Missouri 2011			
	Advanced	Proficient	Basic	Below Basic	Advanced	Proficient	Basic	Below Basic
Grade 3	26.8	35.0	34.6	3.6	17.4	27.1	48.0	7.5
Grade 4	43.7	35.2	19.3	1.8	21.0	31.7	39.2	8.1
Grade 5	46.3	35.8	16.6	1.4	19.6	32.5	41.1	6.9

Elementary – Mathematics

	Ladue 2011				Missouri 2011			
	Advanced	Proficient	Basic	Below Basic	Advanced	Proficient	Basic	Below Basic
Grade 3	15.6	53.3	27.7	3.2	12.1	38.1	44.3	5.5
Grade 4	27.5	51.4	18.3	2.8	11.4	39.8	43.2	5.6
Grade 5	40.5	40.8	17.4	1.3	17.0	36.4	40.6	6.0

Elementary – Science

	Ladue 2011				Missouri 2011			
	Advanced	Proficient	Basic	Below Basic	Advanced	Proficient	Basic	Below Basic
Grade 5	48.2	28.8	21.1	2.0	21.5	29.4	39.0	10.1




Middle School – Communication Arts

	Ladue 2011				Missouri 2011			
	Advanced	Proficient	Basic	Below Basic	Advanced	Proficient	Basic	Below Basic
Grade 6	40.4	36.6	19.6	3.5	16.8	34.3	41.6	7.3
Grade 7	44.8	38.7	12.8	3.7	18.3	36.1	36.7	8.9
Grade 8	44.1	31.0	24.2	0.7	19.1	34.0	42.3	4.6



Middle School – Mathematics

	Ladue 2011				Missouri 2011			
	Advanced	Proficient	Basic	Below Basic	Advanced	Proficient	Basic	Below Basic
Grade 6	49.4	34.6	12.9	3.1	17.0	40.5	35.0	7.4
Grade 7	46.5	35.1	14.7	3.7	17.2	39.2	33.2	10.4
Grade 8	49.3	29.6	15.8	5.3	20.3	31.1	33.7	14.9



Middle School – Science

	Ladue 2011				Missouri 2011			
	Advanced	Proficient	Basic	Below Basic	Advanced	Proficient	Basic	Below Basic
Grade 8	30.3	42.3	21.1	6.3	11.9	38.6	33.7	15.8

End of Course Exams*

	Ladue 2011				Missouri 2011			
	Advanced	Proficient	Basic	Below Basic	Advanced	Proficient	Basic	Below Basic
English 2	46.1	35.3	13.9	4.7	26.3	47.9	21.5	4.3
Algebra 1	37.8	31.4	23.2	7.6	19.9	39.8	30.5	9.8
Geometry**	20.6	32.6	30.0	16.8	10.8	38.9	33.4	16.9
Biology 1	28.5	44.4	22.6	4.4	15.5	45.1	32.0	7.4
Social Studies (Govt.)**	43.5	36.1	15.0	5.4	14.7	42.3	33.8	9.1

*These courses and exams are taken by high school students except for Algebra 1 and Geometry which are taken by both high school and middle school students. **The state does not require schools to give, or report the results of these exams.



Employees 2010-11

Instructional Staff

Administrators	22
Full-Time Teachers (includes teachers, counselors, technology & librarians)	322
Part-Time Teachers	15
Teacher Assistants	23
Senior Service	20
Other Certified Staff	0
	402

Ladue Early Childhood Center

Administrators	2
Pre School Teachers	26
PACT/PAT Program	16
	44

Support Staff

Office Staff	52
Custodians	44
Maintenance	15
Non-Faculty Coaches	26
Pool	10
Nurses	7
Tech Support	10
Other Support (School Psychologist)	1
	165

Applications Received by Category 2010-11

» Certified	1,823
» Classified	994
» Grand Total.....	2,817



District Leaders



Dr. Marsha Chappelow
Superintendent



Dr. Jason L. Buckner
Assistant Superintendent for Business and Finance



Dr. Donna Jahnke
Assistant Superintendent for
Educational Leadership/Curriculum & Instruction



Dr. Joan Oakley
Assistant Superintendent for
Educational Leadership/Student Services



Dr. Judy Sclair
Assistant Superintendent for Human Resources

School Contact Information

Conway Elementary School

Principal: Dr. Lane Narvaez
9900 Conway Road
St. Louis, MO 63124
314-993-2878
lnarvaez@ladueschools.net

Old Bonhomme Elementary School

Principal: Cheryl Kirchgessner
9661 Old Bonhomme Road
St. Louis, MO 63132
314-993-0656
ckirchgessner@ladueschools.net

Reed Elementary School

Principal: Dr. Chris Schreiner
9060 Ladue Road
St. Louis, MO 63124
314-991-1456
cschreiner@ladueschools.net

Spoede Elementary School

Principal: Dr. Connie Brawley
425 N. Spoede Road
St. Louis, MO 63141
314-432-4438
cbrawley@ladueschools.net

Ladue Middle School

Principal: Dr. Cathy Richter
9701 Conway Road
St. Louis, MO 63124
314-993-3900
crichter@ladueschools.net

Ladue Horton Watkins High School

Principal: Dr. Bridget Hermann
1201 South Warson Road
St. Louis, MO 63124
314-993-6447
bhermann@ladueschools.net

Ladue Early Childhood Center

Director: Dr. Dawn Hogan-Lopez
10890 Ladue Road
St. Louis, MO 63141
314-993-5724
dhogan@ladueschools.net

Administrative Center

Superintendent:
Dr. Marsha Chappelow
9703 Conway Road
St. Louis, MO 63124
314-994-7080
mchappelow@ladueschools.net







Ladue Schools

9730 Conway Road • St. Louis, MO 63124

314.994.7080 | 314.994.0441 (fax)

www.ladueschools.net

Annual Report Published by the Ladue Schools Communications Office